

COVID-19: vaccine summary

Vaccination data through Mar 25, 2021 as of Mar 26, 2021 at 12:05 AM

Data in this report are provisional and subject to change.

Data in this summary pertain to COVID-19 vaccines approved by the U.S. Food and Drug Administration and have been issued an Emergency Use Authorization (Janssen COVID-19 Vaccine, Moderna COVID-19 Vaccine and Pfizer-BioNTech COVID-19 Vaccine). These data summarize the number of people who have received either their first dose or have completed the series for a COVID-19 vaccine. **A person can only be counted in one category, first dose or series complete.** For persons receiving Moderna or Pfizer vaccines, once they receive their second dose, they are moved from the first dose column to the series completed column. **Because of this, the total first dose category may show a change from report to report not matching the total receiving their first dose from the previous day.** Persons receiving Johnson & Johnson vaccines will always be counted in the series completed column.

COVID-19 doses for vaccinated persons in Florida

Doses 8,277,160

People receiving one dose of a 1-dose series (Johnson & Johnson) or receiving only one dose of a 2-dose series (Moderna, Pfizer) count once. Persons receiving both doses of a 2-dose series count twice.

Current status of persons vaccinated for COVID-19 in Florida

Total people vaccinated 5,475,209

First dose 2,470,806

Series completed 3,004,403

Completed 1-dose series 202,452

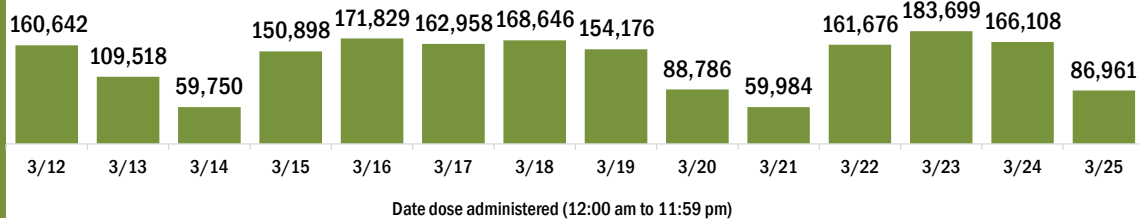
Completed 2-dose series 2,801,951

First dose: current number of people who have only received their first dose of the Moderna or Pfizer vaccine.

Series complete: current number of people who have received both Moderna or Pfizer vaccine doses or one Johnson & Johnson dose and are considered fully immunized.

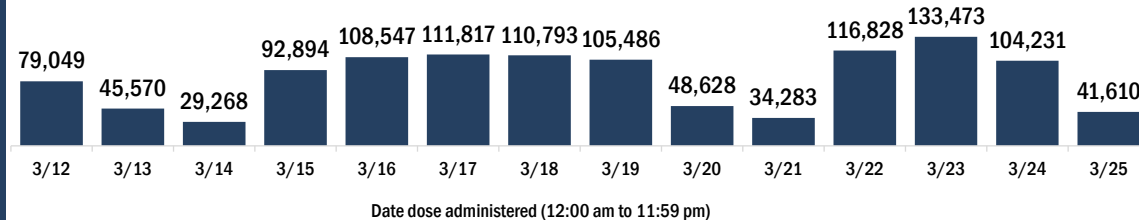
Demographic summary	First dose	Series complete	Total people vaccinated
Age group	2,470,806	3,004,403	5,475,209
16-24 years	67,700	35,714	103,414
25-34 years	135,132	112,973	248,105
35-44 years	187,387	148,041	335,428
45-54 years	305,634	198,483	504,117
55-64 years	687,068	316,180	1,003,248
65-74 years	601,444	1,232,722	1,834,166
75-84 years	359,096	717,033	1,076,129
85+ years	127,345	243,257	370,602
Race	2,470,806	3,004,403	5,475,209
American Indian/Alaskan	9,401	10,801	20,202
Black	158,389	188,036	346,425
Other	219,559	329,506	549,065
Unknown	456,026	391,763	847,789
White	1,627,431	2,084,297	3,711,728
Other race includes Asian, native Hawaiian/Pacific Islander, or other.			
Ethnicity	2,470,806	3,004,403	5,475,209
Hispanic	313,792	360,710	674,502
Non-Hispanic	1,185,159	1,647,153	2,832,312
Unknown	971,855	996,540	1,968,395
Gender	2,470,806	3,004,403	5,475,209
Female	1,406,140	1,732,414	3,138,554
Male	1,052,295	1,268,832	2,321,127
Unknown	12,371	3,157	15,528

COVID-19 doses administered for the past 2 weeks

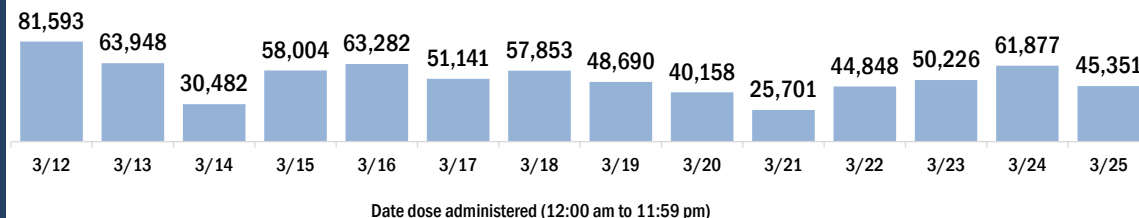


Persons vaccinated for COVID-19 for the past 2 weeks

Number of persons who received their first dose of a two-dose series of the COVID-19 vaccine



Number of persons who completed the COVID-19 vaccine series



COVID-19: vaccine summary

Vaccination data through Mar 25, 2021 as of Mar 26, 2021 at 12:05 AM

Data in this report are provisional and subject to change.

This table summarizes the number of people who have received either their first dose or have completed the series for a COVID-19 vaccine. A person can only be counted in one category, first dose or series complete. Persons receiving Johnson & Johnson vaccines will always be counted in the series completed column (see previous page for additional information).

County of residence	Yesterday (Mar 25)			Cumulative		
	First dose	Series complete	Total people vaccinated	First dose	Series complete	Total people vaccinated
Alachua	365	118	483	25,625	47,471	73,096
Baker	41	18	59	1,238	2,541	3,779
Bay	206	298	504	14,319	22,348	36,667
Bradford	57	23	80	1,105	2,734	3,839
Brevard	691	616	1,307	67,664	79,780	147,444
Broward	2,045	3,206	5,251	216,596	261,118	477,714
Calhoun	73	31	104	515	1,796	2,311
Charlotte	489	271	760	38,732	35,836	74,568
Citrus	316	352	668	19,824	23,985	43,809
Clay	553	344	897	14,844	27,287	42,131
Collier	259	318	577	51,156	73,830	124,986
Columbia	351	36	387	3,214	7,451	10,665
Dade	5,528	8,175	13,703	331,127	356,178	687,305
Desoto	226	10	236	3,826	3,182	7,008
Dixie	12	7	19	786	1,397	2,183
Duval	2,567	2,026	4,593	90,362	123,838	214,200
Escambia	767	426	1,193	29,736	37,769	67,505
Flagler	516	179	695	15,178	21,420	36,598
Franklin	9	215	224	847	2,207	3,054
Gadsden	48	51	99	3,900	6,966	10,866
Gilchrist	0	16	16	741	1,630	2,371
Glades	6	4	10	668	1,241	1,909
Gulf	10	29	39	911	2,420	3,331
Hamilton	12	0	12	631	1,480	2,111
Hardee	24	98	122	1,633	1,825	3,458
Hendry	124	89	213	3,386	2,930	6,316
Hernando	221	154	375	20,160	26,653	46,813
Highlands	42	54	96	20,235	10,702	30,937
Hillsborough	2,527	3,840	6,367	163,705	147,585	311,290
Holmes	2	4	6	847	2,028	2,875
Indian River	590	114	704	21,796	34,939	56,735
Jackson	59	88	147	3,011	6,319	9,330
Jefferson	12	12	24	1,124	2,420	3,544
Lafayette	2	0	2	387	1,116	1,503
Lake	492	566	1,058	49,147	63,901	113,048
Lee	680	1,454	2,134	93,402	110,972	204,374
Leon	436	388	824	27,987	43,265	71,252
Levy	20	19	39	2,859	4,330	7,189
Liberty	7	2	9	304	950	1,254
Madison	97	83	180	1,227	2,594	3,821
Manatee	1,825	502	2,327	67,995	50,149	118,144
Marion	633	1,511	2,144	38,283	52,371	90,654
Martin	175	227	402	18,100	32,787	50,887
Monroe	89	130	219	9,901	11,343	21,244
Nassau	158	126	284	7,080	17,656	24,736
Okaloosa	884	87	971	13,333	26,691	40,024
Okeechobee	61	412	473	2,994	4,434	7,428
Orange	3,006	4,307	7,313	140,828	137,047	277,875
Osceola	561	1,072	1,633	34,547	33,630	68,177
Out-Of-State	856	529	1,385	72,739	59,061	131,800
Palm Beach	1,408	2,234	3,642	146,788	259,698	406,486
Pasco	871	1,166	2,037	61,726	63,519	125,245
Pinellas	2,979	3,429	6,408	124,806	149,898	274,704
Polk	1,112	1,260	2,372	81,329	67,283	148,612
Putnam	191	72	263	5,905	7,100	13,005
Santa Rosa	378	206	584	16,865	22,316	39,181
Sarasota	2,317	2,018	4,335	86,565	82,054	168,619
Seminole	1,125	501	1,626	42,117	57,643	99,760
St. Johns	663	191	854	30,185	57,847	88,032
St. Lucie	411	350	761	27,325	47,280	74,605
Sumter	140	144	284	26,652	46,138	72,790
Suwannee	72	53	125	2,013	4,964	6,977
Taylor	4	1	5	1,422	2,494	3,916
Union	8	37	45	466	1,264	1,730
Unknown	45	41	86	3,307	1,760	5,067
Volusia	868	831	1,699	53,504	82,364	135,868
Wakulla	246	23	269	2,397	4,633	7,030
Walton	41	127	168	5,644	10,042	15,686
Washington	1	30	31	1,235	2,503	3,738
Total	41,610	45,351	86,961	2,470,806	3,004,403	5,475,209