

COVID-19: vaccine summary

Vaccination data through Mar 18, 2021 as of Mar 19, 2021 at 12:05 AM

Data in this report are provisional and subject to change.

Data in this summary pertain to COVID-19 vaccines approved by the U.S. Food and Drug Administration and have been issued an Emergency Use Authorization (Janssen COVID-19 Vaccine, Moderna COVID-19 Vaccine and Pfizer-BioNTech COVID-19 Vaccine). These data summarize the number of people who have received either their first dose or have completed the series for a COVID-19 vaccine. **A person can only be counted in one category, first dose or series complete.** For persons receiving Moderna or Pfizer vaccines, once they receive their second dose, they are moved from the first dose column to the series completed column. **Because of this, the total first dose category may show a change from report to report not matching the total receiving their first dose from the previous day.** Persons receiving Johnson & Johnson vaccines will always be counted in the series completed column.

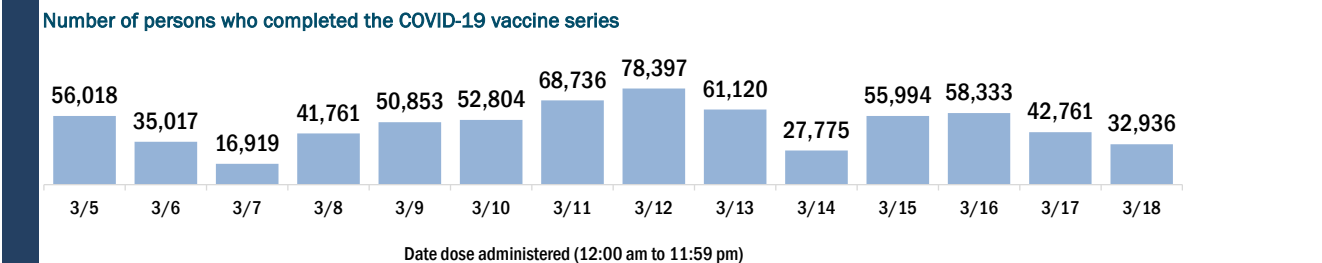
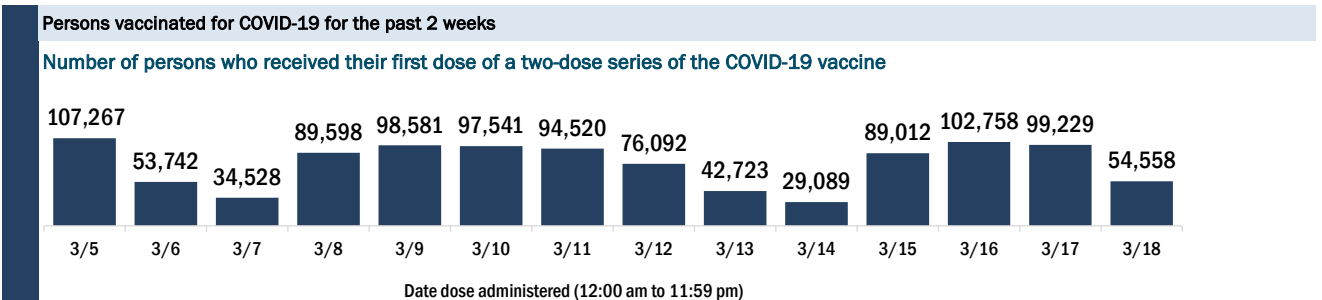
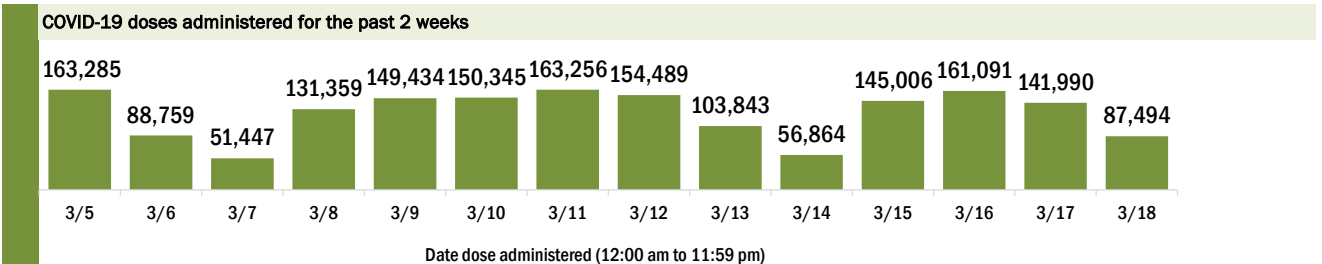
COVID-19 doses for vaccinated persons in Florida	
Doses	7,188,709

People receiving one dose of a 1-dose series (Johnson & Johnson) or receiving only one dose of a 2-dose series (Moderna, Pfizer) count once. Persons receiving both doses of a 2-dose series count twice.

Current status of persons vaccinated for COVID-19 in Florida	
Total people vaccinated	4,710,033
First dose	2,092,938
Series completed	2,617,095
Completed 1-dose series	138,419
Completed 2-dose series	2,478,676

First dose: current number of people who have only received their first dose of the Moderna or Pfizer vaccine.
Series complete: current number of people who have received both Moderna or Pfizer vaccine doses or one Johnson & Johnson dose and are considered fully immunized.

Demographic summary	First dose	Series complete	Total people vaccinated
Age group	2,092,938	2,617,095	4,710,033
16-24 years	47,711	30,803	78,514
25-34 years	105,551	100,291	205,842
35-44 years	148,548	128,945	277,493
45-54 years	213,008	165,216	378,224
55-64 years	437,916	249,313	687,229
65-74 years	628,520	1,090,045	1,718,565
75-84 years	379,738	633,203	1,012,941
85+ years	131,946	219,279	351,225
Race	2,092,938	2,617,095	4,710,033
American Indian/Alaskan	8,298	9,166	17,464
Black	138,549	155,720	294,269
Other	184,885	296,808	481,693
Unknown	364,671	362,390	727,061
White	1,396,535	1,793,011	3,189,546
Other race includes Asian, native Hawaiian/Pacific Islander, or other.			
Ethnicity	2,092,938	2,617,095	4,710,033
Hispanic	287,048	283,005	570,053
Non-Hispanic	997,194	1,408,015	2,405,209
Unknown	808,696	926,075	1,734,771
Gender	2,092,938	2,617,095	4,710,033
Female	1,203,183	1,511,107	2,714,290
Male	876,916	1,103,085	1,980,001
Unknown	12,839	2,903	15,742



COVID-19: vaccine summary

Vaccination data through Mar 18, 2021 as of Mar 19, 2021 at 12:05 AM

Data in this report are provisional and subject to change.

This table summarizes the number of people who have received either their first dose or have completed the series for a COVID-19 vaccine. A person can only be counted in one category, first dose or series complete. Persons receiving Johnson & Johnson vaccines will always be counted in the series completed column (see previous page for additional information).

County of residence	Yesterday (Mar 18)			Cumulative		
	First dose	Series complete	Total people vaccinated	First dose	Series complete	Total people vaccinated
Alachua	403	174	577	16,894	45,546	62,440
Baker	29	12	41	1,196	2,273	3,469
Bay	97	713	810	12,950	19,090	32,040
Bradford	22	42	64	804	2,485	3,289
Brevard	428	413	841	50,543	72,849	123,392
Broward	3,399	2,673	6,072	189,924	223,545	413,469
Calhoun	90	47	137	464	1,714	2,178
Charlotte	533	177	710	33,118	28,669	61,787
Citrus	538	83	621	17,793	20,589	38,382
Clay	538	284	822	12,300	24,788	37,088
Collier	292	194	486	42,571	67,318	109,889
Columbia	72	372	444	2,755	6,758	9,513
Dade	9,415	5,189	14,604	311,441	282,021	593,462
Desoto	23	8	31	3,437	2,720	6,157
Dixie	5	2	7	717	1,242	1,959
Duval	3,435	1,726	5,161	72,265	111,827	184,092
Escambia	535	363	898	27,157	32,696	59,853
Flagler	607	54	661	14,523	18,670	33,193
Franklin	19	4	23	887	1,957	2,844
Gadsden	33	72	105	3,490	6,289	9,779
Gilchrist	4	2	6	548	1,537	2,085
Glades	59	3	62	553	1,215	1,768
Gulf	2	8	10	783	2,318	3,101
Hamilton	14	16	30	570	1,346	1,916
Hardee	20	79	99	1,372	1,690	3,062
Hendry	239	26	265	2,781	2,551	5,332
Hernando	346	745	1,091	17,127	21,569	38,696
Highlands	54	30	84	19,365	8,852	28,217
Hillsborough	3,240	1,751	4,991	128,767	126,416	255,183
Holmes	5	9	14	789	1,886	2,675
Indian River	378	417	795	18,219	32,339	50,558
Jackson	63	16	79	2,934	5,635	8,569
Jefferson	14	11	25	926	2,244	3,170
Lafayette	1	1	2	383	1,085	1,468
Lake	1,251	427	1,678	39,754	58,974	98,728
Lee	2,636	377	3,013	75,941	99,562	175,503
Leon	337	375	712	23,010	39,265	62,275
Levy	20	12	32	2,124	4,055	6,179
Liberty	5	3	8	286	910	1,196
Madison	140	87	227	1,166	2,399	3,565
Manatee	2,090	399	2,489	54,156	44,663	98,819
Marion	391	1,657	2,048	32,157	46,292	78,449
Martin	283	94	377	16,700	29,893	46,593
Monroe	29	35	64	8,184	10,061	18,245
Nassau	232	139	371	6,168	15,673	21,841
Okaloosa	38	225	263	11,722	23,567	35,289
Okeechobee	45	77	122	2,675	3,841	6,516
Orange	3,709	2,505	6,214	110,523	117,903	228,426
Osceola	896	488	1,384	27,269	29,405	56,674
Out-Of-State	834	774	1,608	62,229	50,716	112,945
Palm Beach	4,458	1,443	5,901	124,221	241,771	365,992
Pasco	1,439	884	2,323	51,944	55,437	107,381
Pinellas	4,707	2,806	7,513	102,847	126,602	229,449
Polk	1,044	504	1,548	69,433	58,843	128,276
Putnam	135	47	182	4,720	6,308	11,028
Santa Rosa	236	239	475	14,812	20,459	35,271
Sarasota	788	1,709	2,497	77,185	69,234	146,419
Seminole	795	628	1,423	33,246	52,133	85,379
St. Johns	807	152	959	23,556	53,763	77,319
St. Lucie	183	375	558	26,799	40,736	67,535
Sumter	215	305	520	18,513	33,254	51,767
Suwannee	104	45	149	1,717	4,697	6,414
Taylor	5	3	8	1,355	2,280	3,635
Union	82	3	85	365	1,144	1,509
Unknown	61	14	75	2,977	1,539	4,516
Volusia	1,557	297	1,854	46,474	72,497	118,971
Wakulla	18	13	31	2,230	4,035	6,265
Walton	16	68	84	4,862	9,299	14,161
Washington	19	12	31	1,272	2,156	3,428
Total	54,557	32,937	87,494	2,092,938	2,617,095	4,710,033