

# COVID-19: vaccine summary

Vaccination data through Mar 12, 2021 as of Mar 13, 2021 at 12:05 AM

Data in this report are provisional and subject to change.

Data in this summary pertain to COVID-19 vaccines approved by the U.S. Food and Drug Administration and have been issued an Emergency Use Authorization (Janssen COVID-19 Vaccine, Moderna COVID-19 Vaccine and Pfizer-BioNTech COVID-19 Vaccine). These data summarize the number of people who have received either their first dose or have completed the series for a COVID-19 vaccine. **A person can only be counted in one category, first dose or series complete.** For persons receiving Moderna or Pfizer vaccines, once they receive their second dose, they are moved from the first dose column to the series completed column. **Because of this, the total first dose category may show a change from report to report not matching the total receiving their first dose from the previous day.** Persons receiving Johnson & Johnson vaccines will always be counted in the series completed column.

## COVID-19 doses for vaccinated persons in Florida

**Doses** 6,350,867

People receiving one dose of a 1-dose series (Johnson & Johnson) or receiving only one dose of a 2-dose series (Moderna, Pfizer) count once. Persons receiving both doses of a 2-dose series count twice.

## Current status of persons vaccinated for COVID-19 in Florida

**Total people vaccinated** 4,141,148

First dose 1,864,201

Series completed 2,276,947

Completed 1-dose series 67,228

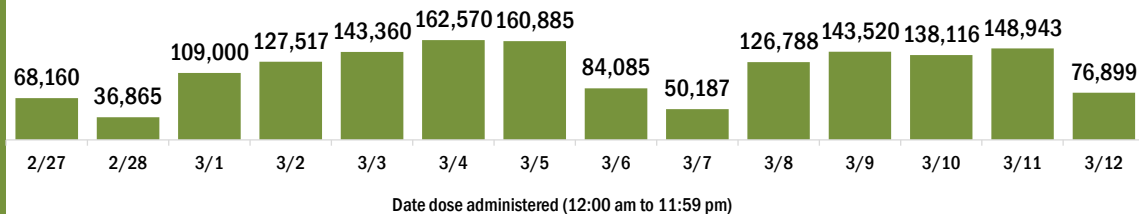
Completed 2-dose series 2,209,719

**First dose:** current number of people who have only received their first dose of the Moderna or Pfizer vaccine.

**Series complete:** current number of people who have received both Moderna or Pfizer vaccine doses or one Johnson & Johnson dose and are considered fully immunized.

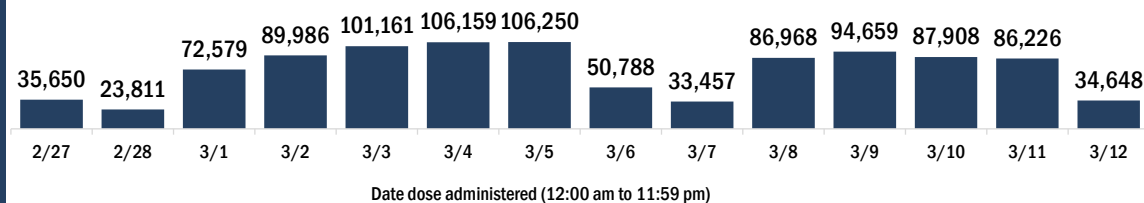
Demographic summary	First dose	Series complete	Total people vaccinated
<b>Age group</b>	1,864,201	2,276,947	4,141,148
16-24 years	32,207	26,835	59,042
25-34 years	77,643	91,101	168,744
35-44 years	110,368	115,367	225,735
45-54 years	160,415	142,878	303,293
55-64 years	275,601	201,789	477,390
65-74 years	666,166	951,336	1,617,502
75-84 years	404,062	552,312	956,374
85+ years	137,739	195,329	333,068
<b>Race</b>	1,864,201	2,276,947	4,141,148
American Indian/Alaskan	7,439	8,051	15,490
Black	123,361	129,625	252,986
Other	161,016	270,781	431,797
Unknown	337,050	302,237	639,287
White	1,235,335	1,566,253	2,801,588
<b>Other race</b> includes Asian, native Hawaiian/Pacific Islander, or other.			
<b>Ethnicity</b>	1,864,201	2,276,947	4,141,148
Hispanic	250,487	239,992	490,479
Non-Hispanic	860,063	1,236,424	2,096,487
Unknown	753,651	800,531	1,554,182
<b>Gender</b>	1,864,201	2,276,947	4,141,148
Female	1,073,833	1,315,359	2,389,192
Male	778,230	959,078	1,737,308
Unknown	12,138	2,510	14,648

## COVID-19 doses administered for the past 2 weeks

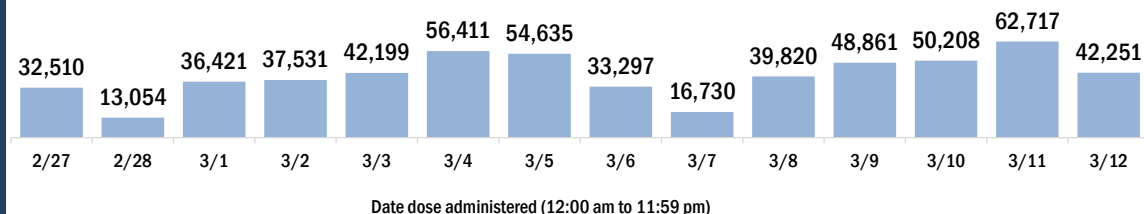


## Persons vaccinated for COVID-19 for the past 2 weeks

### Number of persons who received their first dose of a two-dose series of the COVID-19 vaccine



### Number of persons who completed the COVID-19 vaccine series



# COVID-19: vaccine summary

Vaccination data through Mar 12, 2021 as of Mar 13, 2021 at 12:05 AM

Data in this report are provisional and subject to change.

This table summarizes the number of people who have received either their first dose or have completed the series for a COVID-19 vaccine. A person can only be counted in one category, first dose or series complete. Persons receiving Johnson & Johnson vaccines will always be counted in the series completed column (see previous page for additional information).

County of residence	Yesterday (Mar 12)			Cumulative		
	First dose	Series complete	Total people vaccinated	First dose	Series complete	Total people vaccinated
Alachua	342	248	590	13,754	41,552	55,306
Baker	21	17	38	1,098	2,070	3,168
Bay	163	746	909	11,756	16,984	28,740
Bradford	17	14	31	805	2,282	3,087
Brevard	380	575	955	47,546	59,973	107,519
Broward	3,699	2,969	6,668	165,198	198,228	363,426
Calhoun	4	20	24	410	1,632	2,042
Charlotte	185	298	483	27,829	23,099	50,928
Citrus	140	641	781	17,074	17,777	34,851
Clay	279	400	679	10,680	22,600	33,280
Collier	103	353	456	40,975	59,112	100,087
Columbia	53	37	90	2,910	5,785	8,695
Dade	4,817	7,360	12,177	257,569	246,931	504,500
Desoto	14	54	68	2,890	2,533	5,423
Dixie	16	0	16	740	1,230	1,970
Duval	1,531	2,097	3,628	61,741	97,833	159,574
Escambia	1,117	212	1,329	24,618	29,222	53,840
Flagler	306	153	459	14,555	15,489	30,044
Franklin	16	36	52	740	1,903	2,643
Gadsden	238	174	412	3,253	5,898	9,151
Gilchrist	31	2	33	538	1,498	2,036
Glades	16	1	17	565	1,056	1,621
Gulf	31	51	82	830	2,027	2,857
Hamilton	6	5	11	455	1,262	1,717
Hardee	91	12	103	1,297	1,476	2,773
Hendry	165	15	180	2,118	2,393	4,511
Hernando	194	561	755	14,865	17,692	32,557
Highlands	50	37	87	17,668	7,334	25,002
Hillsborough	2,027	1,795	3,822	107,706	111,618	219,324
Holmes	7	13	20	911	1,616	2,527
Indian River	219	608	827	19,743	27,743	47,486
Jackson	22	7	29	2,855	5,342	8,197
Jefferson	2	23	25	831	2,100	2,931
Lafayette	12	0	12	459	987	1,446
Lake	739	437	1,176	34,546	53,143	87,689
Lee	329	1,556	1,885	72,557	86,901	159,458
Leon	314	1,026	1,340	20,314	35,596	55,910
Levy	21	9	30	2,169	3,691	5,860
Liberty	3	5	8	261	846	1,107
Madison	14	3	17	1,063	2,240	3,303
Manatee	1,967	445	2,412	51,975	35,689	87,664
Marion	199	982	1,181	29,165	40,387	69,552
Martin	398	146	544	17,321	25,860	43,181
Monroe	87	26	113	7,008	8,993	16,001
Nassau	84	179	263	6,155	13,834	19,989
Okaloosa	311	350	661	12,026	20,486	32,512
Okeechobee	23	8	31	2,284	3,548	5,832
Orange	2,452	3,860	6,312	90,730	100,487	191,217
Osceola	367	1,147	1,514	21,574	25,646	47,220
Out-Of-State	386	420	806	56,666	45,420	102,086
Palm Beach	1,799	2,292	4,091	118,201	218,030	336,231
Pasco	1,051	718	1,769	47,651	44,862	92,513
Pinellas	3,079	2,035	5,114	93,631	102,709	196,340
Polk	836	1,496	2,332	58,288	49,642	107,930
Putnam	44	39	83	4,490	5,558	10,048
Santa Rosa	638	278	916	14,483	18,186	32,669
Sarasota	666	2,020	2,686	68,451	57,670	126,121
Seminole	785	983	1,768	28,515	46,359	74,874
St. Johns	211	400	611	20,217	48,834	69,051
St. Lucie	312	184	496	29,979	33,345	63,324
Sumter	141	320	461	19,620	28,230	47,850
Suwannee	95	94	189	1,494	4,409	5,903
Taylor	175	13	188	1,419	2,070	3,489
Union	18	0	18	297	1,082	1,379
Unknown	24	18	42	2,587	1,383	3,970
Volusia	428	1,023	1,451	43,894	61,273	105,167
Wakulla	23	86	109	2,285	3,711	5,996
Walton	308	110	418	4,676	8,603	13,279
Washington	6	10	16	1,227	1,947	3,174
<b>Total</b>	<b>34,647</b>	<b>42,252</b>	<b>76,899</b>	<b>1,864,201</b>	<b>2,276,947</b>	<b>4,141,148</b>