

COVID-19: vaccine summary

Vaccination data through Mar 11, 2021 as of Mar 12, 2021 at 12:05 AM

Data in this report are provisional and subject to change.

Data in this summary pertain to COVID-19 vaccines approved by the U.S. Food and Drug Administration and have been issued an Emergency Use Authorization (Janssen COVID-19 Vaccine, Moderna COVID-19 Vaccine and Pfizer-BioNTech COVID-19 Vaccine). These data summarize the number of people who have received either their first dose or have completed the series for a COVID-19 vaccine. **A person can only be counted in one category, first dose or series complete.** For persons receiving Moderna or Pfizer vaccines, once they receive their second dose, they are moved from the first dose column to the series completed column. **Because of this, the total first dose category may show a change from report to report not matching the total receiving their first dose from the previous day.** Persons receiving Johnson & Johnson vaccines will always be counted in the series completed column.

COVID-19 doses for vaccinated persons in Florida

Doses 6,182,940

People receiving one dose of a 1-dose series (Johnson & Johnson) or receiving only one dose of a 2-dose series (Moderna, Pfizer) count once. Persons receiving both doses of a 2-dose series count twice.

Current status of persons vaccinated for COVID-19 in Florida

Total people vaccinated 4,031,776

First dose 1,827,988

Series completed 2,203,788

Completed 1-dose series 52,624

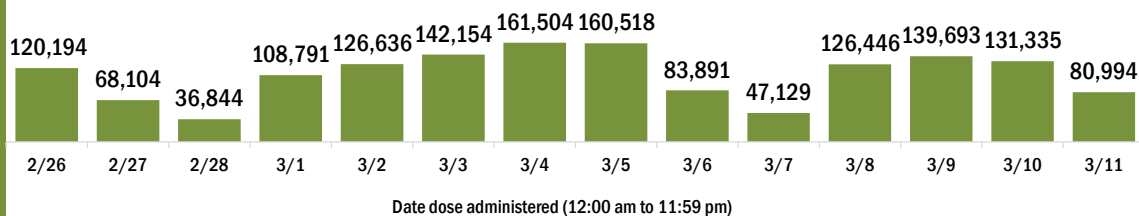
Completed 2-dose series 2,151,164

First dose: current number of people who have only received their first dose of the Moderna or Pfizer vaccine.

Series complete: current number of people who have received both Moderna or Pfizer vaccine doses or one Johnson & Johnson dose and are considered fully immunized.

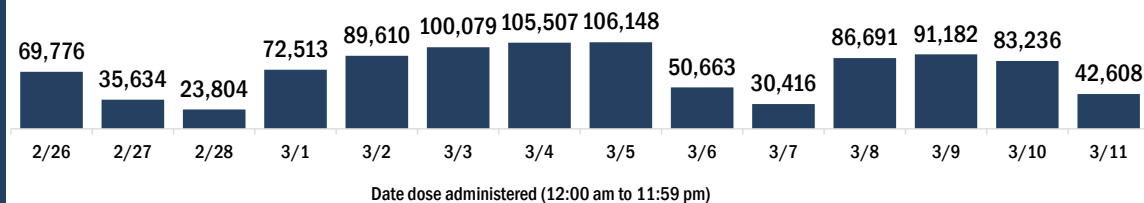
Demographic summary	First dose	Series complete	Total people vaccinated
Age group	1,827,988	2,203,788	4,031,776
16-24 years	30,094	25,794	55,888
25-34 years	73,241	88,571	161,812
35-44 years	103,737	111,703	215,440
45-54 years	151,125	137,716	288,841
55-64 years	260,676	192,256	452,932
65-74 years	666,656	922,938	1,589,594
75-84 years	404,662	534,709	939,371
85+ years	137,797	190,101	327,898
Race	1,827,988	2,203,788	4,031,776
American Indian/Alaskan	7,320	7,812	15,132
Black	120,302	124,937	245,239
Other	157,897	263,487	421,384
Unknown	331,320	292,525	623,845
White	1,211,149	1,515,027	2,726,176
Other race includes Asian, native Hawaiian/Pacific Islander, or other.			
Ethnicity	1,827,988	2,203,788	4,031,776
Hispanic	245,710	228,190	473,900
Non-Hispanic	841,012	1,195,659	2,036,671
Unknown	741,266	779,939	1,521,205
Gender	1,827,988	2,203,788	4,031,776
Female	1,052,413	1,273,802	2,326,215
Male	763,662	927,531	1,691,193
Unknown	11,913	2,455	14,368

COVID-19 doses administered for the past 2 weeks

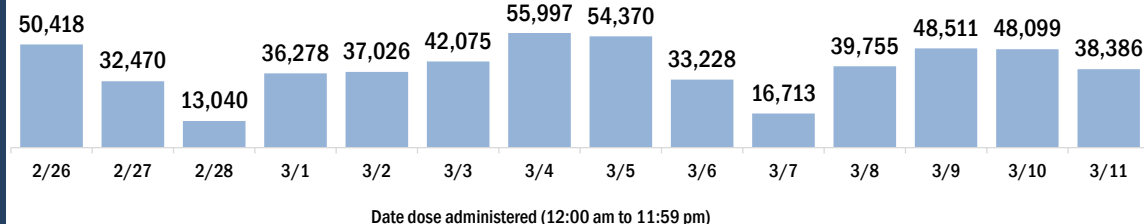


Persons vaccinated for COVID-19 for the past 2 weeks

Number of persons who received their first dose of a two-dose series of the COVID-19 vaccine



Number of persons who completed the COVID-19 vaccine series



COVID-19: vaccine summary

Vaccination data through Mar 11, 2021 as of Mar 12, 2021 at 12:05 AM

Data in this report are provisional and subject to change.

This table summarizes the number of people who have received either their first dose or have completed the series for a COVID-19 vaccine. A person can only be counted in one category, first dose or series complete. Persons receiving Johnson & Johnson vaccines will always be counted in the series completed column (see previous page for additional information).

County of residence	Yesterday (Mar 11)			Cumulative		
	First dose	Series complete	Total people vaccinated	First dose	Series complete	Total people vaccinated
Alachua	667	420	1,087	13,464	40,433	53,897
Baker	27	114	141	1,092	2,041	3,133
Bay	257	158	415	12,158	16,160	28,318
Bradford	66	11	77	780	2,264	3,044
Brevard	396	607	1,003	47,617	57,909	105,526
Broward	3,494	3,141	6,635	160,565	193,172	353,737
Calhoun	38	81	119	425	1,608	2,033
Charlotte	326	350	676	26,069	22,201	48,270
Citrus	629	74	703	17,347	16,858	34,205
Clay	382	409	791	10,640	22,113	32,753
Collier	238	278	516	41,851	56,770	98,621
Columbia	352	91	443	2,829	5,726	8,555
Dade	7,114	6,026	13,140	252,227	237,882	490,109
Desoto	188	28	216	2,894	2,467	5,361
Dixie	1	0	1	729	1,102	1,831
Duval	2,104	2,225	4,329	61,088	95,378	156,466
Escambia	589	982	1,571	22,927	28,661	51,588
Flagler	234	109	343	14,395	14,845	29,240
Franklin	3	4	7	754	1,865	2,619
Gadsden	66	16	82	3,029	5,710	8,739
Gilchrist	11	4	15	502	1,488	1,990
Glades	12	129	141	548	1,055	1,603
Gulf	2	2	4	829	1,976	2,805
Hamilton	13	6	19	446	1,255	1,701
Hardee	65	23	88	1,213	1,463	2,676
Hendry	288	52	340	1,960	2,319	4,279
Hernando	368	735	1,103	15,105	16,698	31,803
Highlands	80	39	119	16,622	6,938	23,560
Hillsborough	2,007	2,444	4,451	104,197	108,560	212,757
Holmes	3	9	12	900	1,585	2,485
Indian River	317	302	619	20,256	26,255	46,511
Jackson	30	30	60	2,886	5,196	8,082
Jefferson	15	35	50	824	2,075	2,899
Lafayette	1	1	2	471	967	1,438
Lake	424	320	744	33,040	52,124	85,164
Lee	1,141	657	1,798	71,183	83,320	154,503
Leon	503	156	659	20,537	34,276	54,813
Levy	36	19	55	2,236	3,417	5,653
Liberty	7	13	20	258	840	1,098
Madison	7	2	9	1,010	2,231	3,241
Manatee	1,681	505	2,186	48,078	34,914	82,992
Marion	296	1,468	1,764	29,614	38,878	68,492
Martin	428	90	518	17,122	25,206	42,328
Monroe	90	40	130	6,789	8,816	15,605
Nassau	146	261	407	6,149	13,638	19,787
Okaloosa	518	134	652	11,875	20,019	31,894
Okeechobee	51	365	416	2,258	3,529	5,787
Orange	3,787	1,913	5,700	89,503	96,183	185,686
Osceola	674	1,140	1,814	21,834	24,339	46,173
Out-Of-State	588	435	1,023	55,816	44,333	100,149
Palm Beach	3,283	2,307	5,590	117,671	213,255	330,926
Pasco	915	953	1,868	46,460	43,043	89,503
Pinellas	1,941	2,098	4,039	90,505	99,570	190,075
Polk	1,345	1,239	2,584	57,384	47,997	105,381
Putnam	72	24	96	4,147	5,472	9,619
Santa Rosa	509	525	1,034	13,978	17,861	31,839
Sarasota	684	1,935	2,619	65,911	54,998	120,909
Seminole	1,060	754	1,814	27,938	44,642	72,580
St. Johns	420	291	711	20,796	47,382	68,178
St. Lucie	293	293	586	29,280	32,679	61,959
Sumter	168	119	287	19,910	26,471	46,381
Suwannee	51	95	146	1,452	4,304	5,756
Taylor	3	0	3	1,234	2,053	3,287
Union	20	2	22	279	1,080	1,359
Unknown	48	26	74	2,558	1,359	3,917
Volusia	885	1,198	2,083	43,541	58,868	102,409
Wakulla	100	9	109	2,289	3,621	5,910
Walton	42	59	101	4,516	8,146	12,662
Washington	9	6	15	1,198	1,929	3,127
Total	42,608	38,386	80,994	1,827,988	2,203,788	4,031,776