

COVID-19: vaccine summary

Vaccination data through Mar 10, 2021 as of Mar 11, 2021 at 12:05 AM

Data in this report are provisional and subject to change.

Data in this summary pertain to COVID-19 vaccines approved by the U.S. Food and Drug Administration and have been issued an Emergency Use Authorization (Janssen COVID-19 Vaccine, Moderna COVID-19 Vaccine and Pfizer-BioNTech COVID-19 Vaccine). These data summarize the number of people who have received either their first dose or have completed the series for a COVID-19 vaccine. **A person can only be counted in one category, first dose or series complete.** For persons receiving Moderna or Pfizer vaccines, once they receive their second dose, they are moved from the first dose column to the series completed column. **Because of this, the total first dose category may show a change from report to report not matching the total receiving their first dose from the previous day.** Persons receiving Johnson & Johnson vaccines will always be counted in the series completed column.

COVID-19 doses for vaccinated persons in Florida

Doses 5,989,120

People receiving one dose of a 1-dose series (Johnson & Johnson) or receiving only one dose of a 2-dose series (Moderna, Pfizer) count once. Persons receiving both doses of a 2-dose series count twice.

Current status of persons vaccinated for COVID-19 in Florida

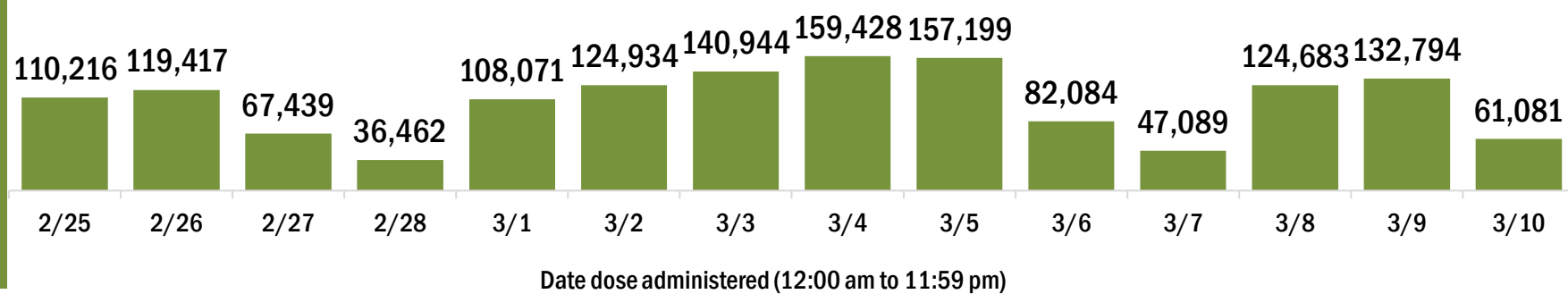
Total people vaccinated	3,895,656
First dose	1,766,109
Series completed	2,129,547
Completed 1-dose series	36,083
Completed 2-dose series	2,093,464

First dose: current number of people who have only received their first dose of the Moderna or Pfizer vaccine.

Series complete: current number of people who have received both Moderna or Pfizer vaccine doses or one Johnson & Johnson dose and are considered fully immunized.

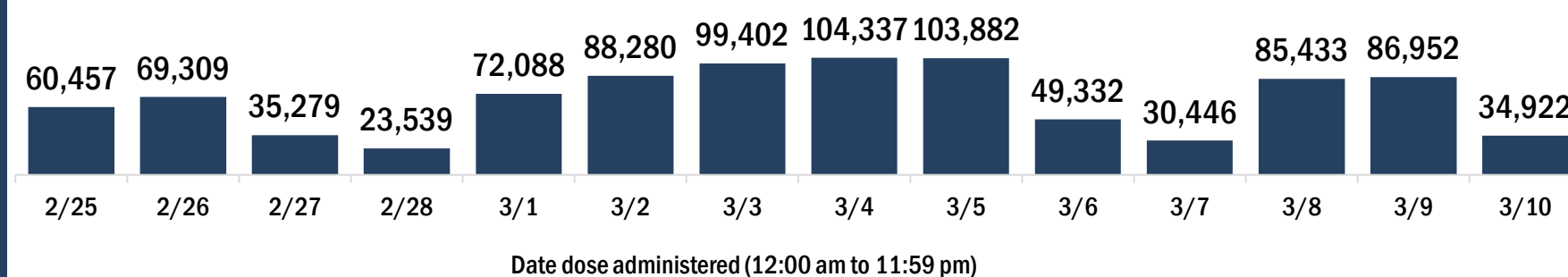
Demographic summary	First dose	Series complete	Total people vaccinated
Age group	1,766,109	2,129,547	3,895,656
16-24 years	27,150	24,947	52,097
25-34 years	67,412	86,415	153,827
35-44 years	95,171	108,434	203,605
45-54 years	138,854	133,078	271,932
55-64 years	240,809	183,597	424,406
65-74 years	659,608	891,939	1,551,547
75-84 years	400,943	516,241	917,184
85+ years	136,162	184,896	321,058
Race	1,766,109	2,129,547	3,895,656
American Indian/Alaskan	7,192	7,579	14,771
Black	116,158	119,543	235,701
Other	150,788	256,901	407,689
Unknown	320,812	283,034	603,846
White	1,171,159	1,462,490	2,633,649
Other race includes Asian, native Hawaiian/Pacific Islander, or other.			
Ethnicity	1,766,109	2,129,547	3,895,656
Hispanic	237,904	218,281	456,185
Non-Hispanic	819,624	1,153,771	1,973,395
Unknown	708,581	757,495	1,466,076
Gender	1,766,109	2,129,547	3,895,656
Female	1,016,305	1,231,749	2,248,054
Male	738,003	895,413	1,633,416
Unknown	11,801	2,385	14,186

COVID-19 doses administered for the past 2 weeks

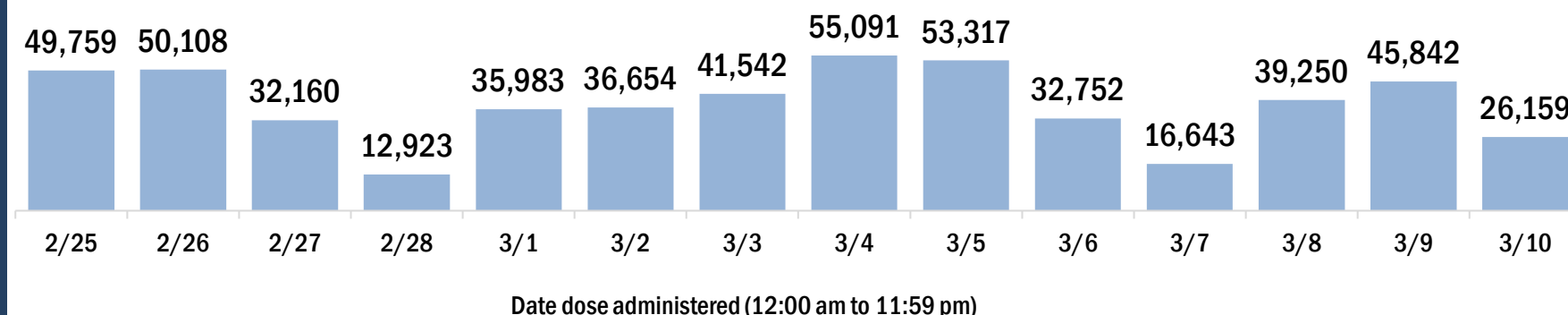


Persons vaccinated for COVID-19 for the past 2 weeks

Number of persons who received their first dose of a two-dose series of the COVID-19 vaccine



Number of persons who completed the COVID-19 vaccine series



COVID-19: vaccine summary

Vaccination data through Mar 10, 2021 as of Mar 11, 2021 at 12:05 AM

Data in this report are provisional and subject to change.

This table summarizes the number of people who have received either their first dose or have completed the series for a COVID-19 vaccine. A person can only be counted in one category, first dose or series complete. Persons receiving Johnson & Johnson vaccines will always be counted in the series completed column (see previous page for additional information).

County of residence	Yesterday (Mar 10)			Cumulative		
	First dose	Series complete	Total people vaccinated	First dose	Series complete	Total people vaccinated
Alachua	379	209	588	12,626	39,827	52,453
Baker	7	7	14	1,154	1,901	3,055
Bay	179	152	331	12,196	15,523	27,719
Bradford	10	85	95	717	2,253	2,970
Brevard	307	270	577	47,507	55,632	103,139
Broward	3,453	2,282	5,735	153,768	186,919	340,687
Calhoun	8	27	35	462	1,526	1,988
Charlotte	228	486	714	24,897	21,000	45,897
Citrus	132	399	531	16,587	16,701	33,288
Clay	275	360	635	10,370	21,624	31,994
Collier	114	206	320	40,879	54,861	95,740
Columbia	42	32	74	2,489	5,624	8,113
Dade	7,083	4,476	11,559	239,790	229,292	469,082
Desoto	35	122	157	2,673	2,423	5,096
Dixie	1	1	2	724	1,098	1,822
Duval	1,204	1,187	2,391	59,219	92,399	151,618
Escambia	245	193	438	22,743	27,497	50,240
Flagler	302	108	410	13,698	14,481	28,179
Franklin	4	6	10	744	1,860	2,604
Gadsden	145	85	230	2,936	5,679	8,615
Gilchrist	1	0	1	493	1,484	1,977
Glades	0	2	2	662	924	1,586
Gulf	48	2	50	817	1,970	2,787
Hamilton	110	79	189	434	1,249	1,683
Hardee	101	4	105	1,152	1,438	2,590
Hendry	16	88	104	1,679	2,259	3,938
Hernando	459	76	535	14,695	15,899	30,594
Highlands	248	20	268	15,972	6,827	22,799
Hillsborough	2,509	1,595	4,104	100,051	102,145	202,196
Holmes	4	3	7	882	1,570	2,452
Indian River	202	82	284	20,420	25,481	45,901
Jackson	82	9	91	2,808	5,147	7,955
Jefferson	67	15	82	818	2,030	2,848
Lafayette	4	6	10	477	961	1,438
Lake	301	461	762	31,169	50,693	81,862
Lee	668	531	1,199	67,746	80,529	148,275
Leon	459	211	670	20,256	33,574	53,830
Levy	13	9	22	2,202	3,383	5,585
Liberty	20	60	80	260	826	1,086
Madison	8	7	15	1,007	2,128	3,135
Manatee	330	1,182	1,512	44,338	33,886	78,224
Marion	886	89	975	30,275	37,176	67,451
Martin	253	77	330	16,627	24,547	41,174
Monroe	55	51	106	6,502	8,554	15,056
Nassau	94	154	248	6,152	13,327	19,479
Okaloosa	244	242	486	11,086	19,844	30,930
Okeechobee	19	5	24	2,532	3,162	5,694
Orange	1,753	1,092	2,845	83,464	93,517	176,981
Osceola	665	279	944	20,768	23,072	43,840
Out-Of-State	478	401	879	54,461	43,164	97,625
Palm Beach	2,049	1,773	3,822	115,326	207,462	322,788
Pasco	838	738	1,576	45,434	41,687	87,121
Pinellas	2,355	1,909	4,264	88,787	96,748	185,535
Polk	1,255	973	2,228	54,720	46,638	101,358
Putnam	73	20	93	4,065	5,347	9,412
Santa Rosa	431	185	616	13,638	17,236	30,874
Sarasota	1,237	684	1,921	65,954	51,839	117,793
Seminole	748	774	1,522	26,836	43,044	69,880
St. Johns	228	206	434	20,224	46,431	66,655
St. Lucie	256	315	571	28,353	31,685	60,038
Sumter	291	104	395	20,353	24,360	44,713
Suwannee	55	105	160	1,477	4,206	5,683
Taylor	2	0	2	1,540	1,671	3,211
Union	3	60	63	261	1,078	1,339
Unknown	40	21	61	2,344	1,317	3,661
Volusia	437	682	1,119	42,703	56,425	99,128
Wakulla	28	3	31	2,188	3,605	5,793
Walton	340	82	422	4,316	8,057	12,373
Washington	6	0	6	1,206	1,825	3,031
Total	34,922	26,159	61,081	1,766,109	2,129,547	3,895,656