

COVID-19: vaccine summary

Vaccination data through Mar 7, 2021 as of Mar 8, 2021 at 12:05 AM

Data in this report are provisional and subject to change.

Data in this summary pertain to COVID-19 vaccines approved by the U.S. Food and Drug Administration and have been issued an Emergency Use Authorization (Janssen COVID-19 Vaccine, Moderna COVID-19 Vaccine and Pfizer-BioNTech COVID-19 Vaccine). These data summarize the number of people who have received either their first dose or have completed the series for a COVID-19 vaccine. **A person can only be counted in one category, first dose or series complete.** For persons receiving Moderna or Pfizer vaccines, once they receive their second dose, they are moved from the first dose column to the series completed column. **Because of this, the total first dose category may show a change from report to report not matching the total receiving their first dose from the previous day.** Persons receiving Johnson & Johnson vaccines will always be counted in the series completed column.

COVID-19 doses for vaccinated persons in Florida

Doses 5,537,301

People receiving one dose of a 1-dose series (Johnson & Johnson) or receiving only one dose of a 2-dose series (Moderna, Pfizer) count once. Persons receiving both doses of a 2-dose series count twice.

Current status of persons vaccinated for COVID-19 in Florida

Total people vaccinated 3,590,686

First dose 1,631,196

Series completed 1,959,490

Completed 1-dose series 12,875

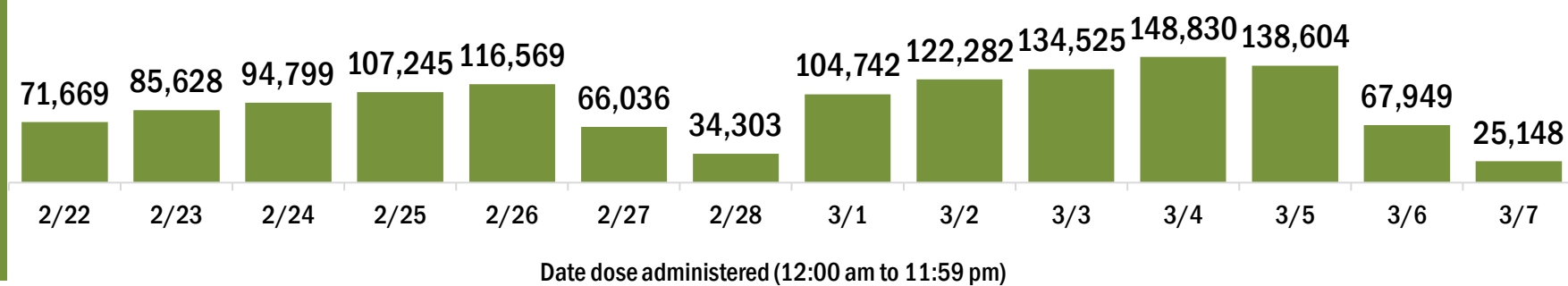
Completed 2-dose series 1,946,615

First dose: current number of people who have only received their first dose of the Moderna or Pfizer vaccine.

Series complete: current number of people who have received both Moderna or Pfizer vaccine doses or one Johnson & Johnson dose and are considered fully immunized.

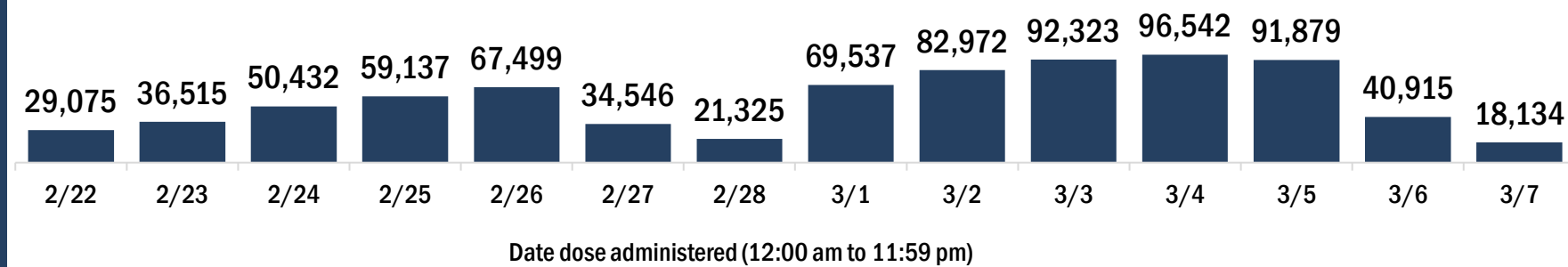
Demographic summary	First dose	Series complete	Total people vaccinated
Age group	1,631,196	1,959,490	3,590,686
16-24 years	21,222	23,461	44,683
25-34 years	52,442	82,269	134,711
35-44 years	72,410	102,419	174,829
45-54 years	107,455	124,750	232,205
55-64 years	191,413	169,143	360,556
65-74 years	655,873	814,144	1,470,017
75-84 years	396,437	471,193	867,630
85+ years	133,944	172,111	306,055
Race	1,631,196	1,959,490	3,590,686
American Indian/Alaskan	6,809	7,081	13,890
Black	105,509	107,561	213,070
Other	136,551	244,550	381,101
Unknown	311,791	253,666	565,457
White	1,070,536	1,346,632	2,417,168
Other race includes Asian, native Hawaiian/Pacific Islander, or other.			
Ethnicity	1,631,196	1,959,490	3,590,686
Hispanic	211,985	199,126	411,111
Non-Hispanic	747,200	1,067,459	1,814,659
Unknown	672,011	692,905	1,364,916
Gender	1,631,196	1,959,490	3,590,686
Female	933,461	1,136,069	2,069,530
Male	686,356	821,102	1,507,458
Unknown	11,379	2,319	13,698

COVID-19 doses administered for the past 2 weeks

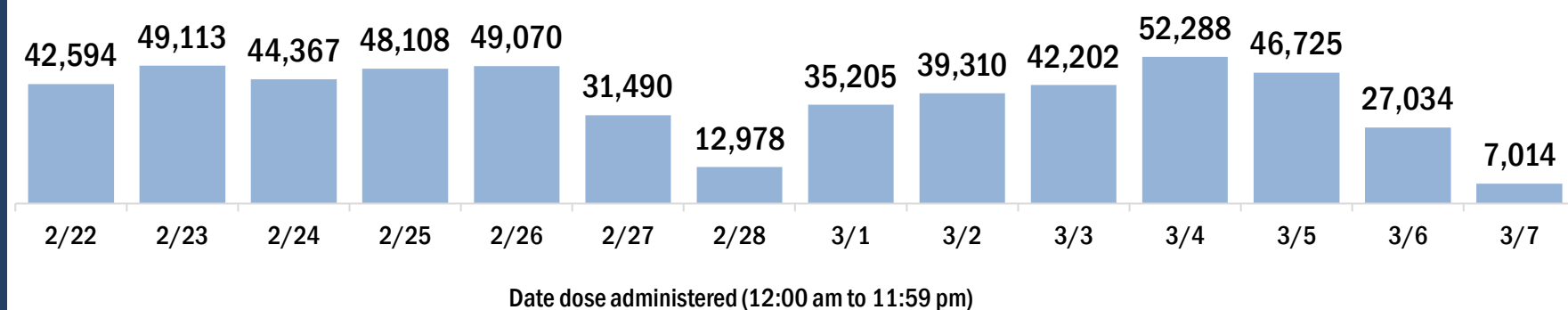


Persons vaccinated for COVID-19 for the past 2 weeks

Number of persons who received their first dose of a two-dose series of the COVID-19 vaccine



Number of persons who completed the COVID-19 vaccine series



COVID-19: vaccine summary

Vaccination data through Mar 7, 2021 as of Mar 8, 2021 at 12:05 AM

Data in this report are provisional and subject to change.

This table summarizes the number of people who have received either their first dose or have completed the series for a COVID-19 vaccine. A person can only be counted in one category, first dose or series complete. Persons receiving Johnson & Johnson vaccines will always be counted in the series completed column (see previous page for additional information).

County of residence	Yesterday (Mar 7)			Cumulative		
	First dose	Series complete	Total people vaccinated	First dose	Series complete	Total people vaccinated
Alachua	24	19	43	11,672	38,014	49,686
Baker	1	2	3	1,099	1,826	2,925
Bay	55	4	59	11,247	14,491	25,738
Bradford	5	0	5	856	2,056	2,912
Brevard	240	75	315	44,139	51,761	95,900
Broward	2,095	776	2,871	136,125	174,679	310,804
Calhoun	0	0	0	470	1,490	1,960
Charlotte	33	12	45	23,136	18,700	41,836
Citrus	39	18	57	17,974	13,308	31,282
Clay	121	69	190	10,508	19,903	30,411
Collier	132	118	250	41,992	49,402	91,394
Columbia	6	0	6	2,776	5,133	7,909
Dade	4,656	1,875	6,531	206,949	213,249	420,198
Desoto	2	0	2	2,259	2,213	4,472
Dixie	0	0	0	752	1,016	1,768
Duval	1,256	1,024	2,280	57,064	85,791	142,855
Escambia	108	1	109	21,910	25,768	47,678
Flagler	30	46	76	14,700	12,246	26,946
Franklin	0	1	1	600	1,841	2,441
Gadsden	8	0	8	2,720	5,467	8,187
Gilchrist	1	0	1	502	1,378	1,880
Glades	29	0	29	511	746	1,257
Gulf	0	0	0	683	1,952	2,635
Hamilton	0	0	0	397	1,158	1,555
Hardee	4	0	4	1,076	1,346	2,422
Hendry	23	1	24	1,681	2,188	3,869
Hernando	35	17	52	15,346	13,131	28,477
Highlands	269	0	269	10,975	5,767	16,742
Hillsborough	1,736	380	2,116	85,192	90,597	175,789
Holmes	0	0	0	934	1,515	2,449
Indian River	502	17	519	20,195	23,386	43,581
Jackson	1	0	1	2,780	4,929	7,709
Jefferson	2	0	2	754	1,954	2,708
Lafayette	0	0	0	513	904	1,417
Lake	157	120	277	29,723	45,888	75,611
Lee	166	89	255	65,520	75,124	140,644
Leon	156	10	166	18,255	32,616	50,871
Levy	2	2	4	2,288	3,218	5,506
Liberty	0	0	0	295	764	1,059
Madison	0	0	0	954	2,106	3,060
Manatee	113	69	182	42,671	29,108	71,779
Marion	23	3	26	27,145	32,300	59,445
Martin	8	16	24	16,309	23,082	39,391
Monroe	29	42	71	5,757	7,829	13,586
Nassau	56	63	119	6,472	12,395	18,867
Okaloosa	6	26	32	11,381	17,769	29,150
Okeechobee	14	3	17	2,172	3,247	5,419
Orange	1,865	661	2,526	72,127	89,567	161,694
Osceola	155	49	204	18,354	21,424	39,778
Out-Of-State	189	60	249	52,160	39,538	91,698
Palm Beach	471	344	815	109,962	193,103	303,065
Pasco	272	102	374	43,678	36,290	79,968
Pinellas	448	210	658	84,536	87,757	172,293
Polk	1,344	145	1,489	48,381	43,619	92,000
Putnam	9	13	22	3,972	4,948	8,920
Santa Rosa	27	8	35	12,951	15,834	28,785
Sarasota	68	52	120	59,984	47,534	107,518
Seminole	528	167	695	23,839	40,533	64,372
St. Johns	177	163	340	21,534	42,046	63,580
St. Lucie	72	13	85	26,031	29,933	55,964
Sumter	34	22	56	20,661	21,224	41,885
Suwannee	0	0	0	1,550	3,923	5,473
Taylor	0	0	0	1,471	1,658	3,129
Union	0	0	0	319	999	1,318
Unknown	63	13	76	2,088	1,236	3,324
Volusia	249	93	342	40,210	51,049	91,259
Wakulla	10	0	10	2,154	3,505	5,659
Walton	9	1	10	4,511	7,280	11,791
Washington	1	0	1	1,294	1,739	3,033
Total	18,134	7,014	25,148	1,631,196	1,959,490	3,590,686