

COVID-19: vaccine summary

Vaccination data through Mar 6, 2021 as of Mar 7, 2021 at 12:05 AM

Data in this report are provisional and subject to change.

Data in this summary pertain to COVID-19 vaccines approved by the U.S. Food and Drug Administration and have been issued an Emergency Use Authorization (Janssen COVID-19 Vaccine, Moderna COVID-19 Vaccine and Pfizer-BioNTech COVID-19 Vaccine). These data summarize the number of people who have received either their first dose or have completed the series for a COVID-19 vaccine. **A person can only be counted in one category, first dose or series complete.** For persons receiving Moderna or Pfizer vaccines, once they receive their second dose, they are moved from the first dose column to the series completed column. **Because of this, the total first dose category may show a change from report to report not matching the total receiving their first dose from the previous day.** Persons receiving Johnson & Johnson vaccines will always be counted in the series completed column.

COVID-19 doses for vaccinated persons in Florida

Doses 5,483,531

People receiving one dose of a 1-dose series (Johnson & Johnson) or receiving only one dose of a 2-dose series (Moderna, Pfizer) count once. Persons receiving both doses of a 2-dose series count twice.

Current status of persons vaccinated for COVID-19 in Florida

Total people vaccinated 3,550,139

First dose 1,608,671

Series completed 1,941,468

Completed 1-dose series 8,076

Completed 2-dose series 1,933,392

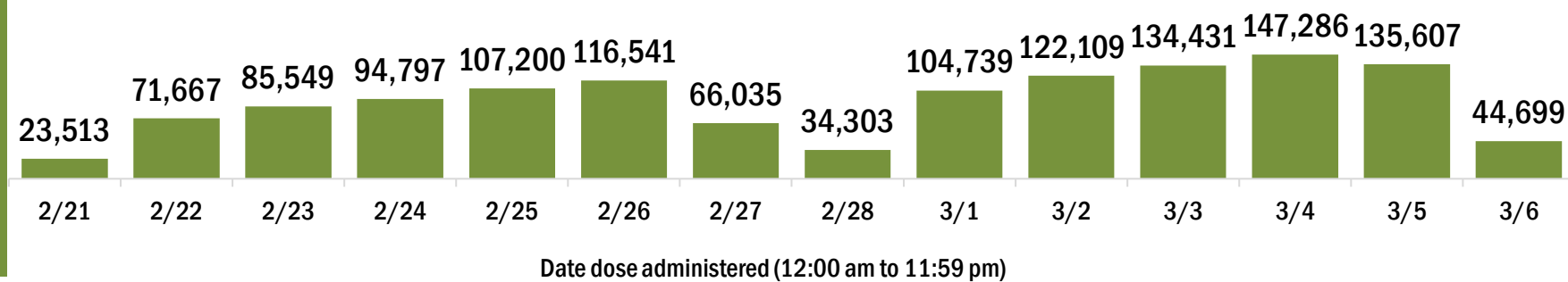
First dose: current number of people who have only received their first dose of the Moderna or Pfizer vaccine.

Series complete: current number of people who have received both Moderna or Pfizer vaccine doses or one Johnson & Johnson dose and are considered fully immunized.

Demographic summary

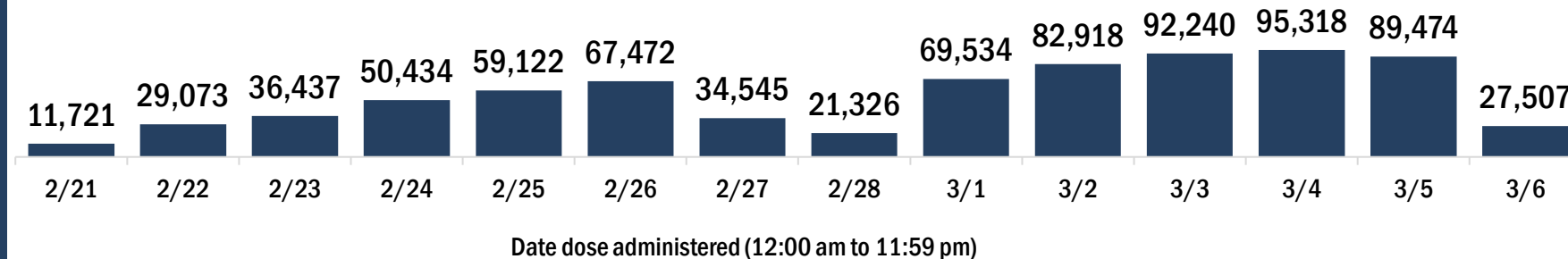
	First dose	Series complete	Total people vaccinated
Age group	1,608,671	1,941,468	3,550,139
16-24 years	20,362	23,228	43,590
25-34 years	49,800	81,646	131,446
35-44 years	68,512	101,427	169,939
45-54 years	101,761	123,401	225,162
55-64 years	183,615	167,133	350,748
65-74 years	654,575	806,756	1,461,331
75-84 years	396,149	467,014	863,163
85+ years	133,897	170,863	304,760
Race	1,608,671	1,941,468	3,550,139
American Indian/Alaskan	6,730	7,024	13,754
Black	103,805	106,541	210,346
Other	134,995	243,351	378,346
Unknown	308,166	248,170	556,336
White	1,054,975	1,336,382	2,391,357
Other race includes Asian, native Hawaiian/Pacific Islander, or other.			
Ethnicity	1,608,671	1,941,468	3,550,139
Hispanic	206,616	196,822	403,438
Non-Hispanic	732,997	1,061,037	1,794,034
Unknown	669,058	683,609	1,352,667
Gender	1,608,671	1,941,468	3,550,139
Female	919,374	1,125,630	2,045,004
Male	678,054	813,571	1,491,625
Unknown	11,243	2,267	13,510

COVID-19 doses administered for the past 2 weeks

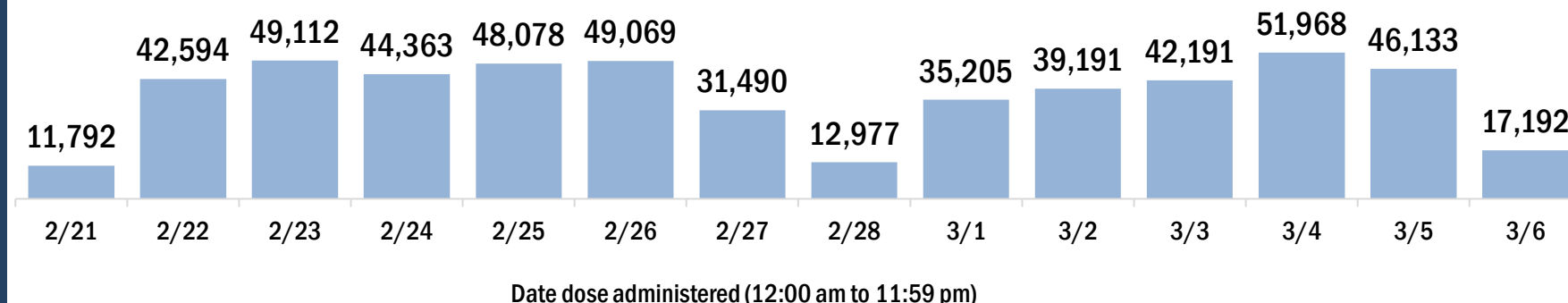


Persons vaccinated for COVID-19 for the past 2 weeks

Number of persons who received their first dose of a two-dose series of the COVID-19 vaccine



Number of persons who completed the COVID-19 vaccine series



COVID-19: vaccine summary

Vaccination data through Mar 6, 2021 as of Mar 7, 2021 at 12:05 AM

Data in this report are provisional and subject to change.

This table summarizes the number of people who have received either their first dose or have completed the series for a COVID-19 vaccine. A person can only be counted in one category, first dose or series complete. Persons receiving Johnson & Johnson vaccines will always be counted in the series completed column (see previous page for additional information).

County of residence	Yesterday (Mar 6)			Cumulative		
	First dose	Series complete	Total people vaccinated	First dose	Series complete	Total people vaccinated
Alachua	71	180	251	11,634	37,971	49,605
Baker	4	1	5	1,098	1,824	2,922
Bay	119	36	155	11,118	14,429	25,547
Bradford	4	11	15	851	2,055	2,906
Brevard	517	135	652	44,305	51,110	95,415
Broward	2,169	645	2,814	132,713	173,109	305,822
Calhoun	0	12	12	467	1,490	1,957
Charlotte	49	39	88	23,101	18,474	41,575
Citrus	60	3	63	17,129	13,266	30,395
Clay	182	61	243	10,339	19,812	30,151
Collier	316	147	463	42,361	48,557	90,918
Columbia	34	18	52	2,753	5,132	7,885
Dade	5,702	2,949	8,651	200,171	210,398	410,569
Desoto	11	0	11	2,261	2,204	4,465
Dixie	1	3	4	748	1,015	1,763
Duval	1,904	891	2,795	56,296	84,683	140,979
Escambia	908	27	935	20,790	25,371	46,161
Flagler	56	34	90	14,670	12,064	26,734
Franklin	1	7	8	603	1,837	2,440
Gadsden	34	112	146	2,699	5,466	8,165
Gilchrist	3	6	9	494	1,375	1,869
Glades	4	0	4	482	746	1,228
Gulf	7	3	10	683	1,952	2,635
Hamilton	0	4	4	397	1,158	1,555
Hardee	6	0	6	1,071	1,346	2,417
Hendry	265	2	267	1,648	2,187	3,835
Hernando	52	12	64	15,284	13,091	28,375
Highlands	40	14	54	10,699	5,759	16,458
Hillsborough	2,263	425	2,688	83,581	89,650	173,231
Holmes	0	0	0	924	1,515	2,439
Indian River	13	20	33	19,895	23,117	43,012
Jackson	2	69	71	2,753	4,929	7,682
Jefferson	6	27	33	752	1,955	2,707
Lafayette	0	1	1	513	904	1,417
Lake	399	67	466	29,315	45,735	75,050
Lee	359	183	542	66,089	74,011	140,100
Leon	382	1,064	1,446	17,937	32,550	50,487
Levy	2	14	16	2,284	3,209	5,493
Liberty	0	2	2	295	764	1,059
Madison	1	2	3	936	2,103	3,039
Manatee	131	216	347	42,451	28,935	71,386
Marion	109	22	131	27,127	32,182	59,309
Martin	437	630	1,067	16,467	22,703	39,170
Monroe	50	32	82	5,780	7,719	13,499
Nassau	82	593	675	6,462	12,330	18,792
Okaloosa	415	72	487	11,346	17,668	29,014
Okeechobee	8	1	9	2,170	3,229	5,399
Orange	3,580	1,145	4,725	69,810	88,799	158,609
Osceola	537	482	1,019	18,155	21,366	39,521
Out-Of-State	363	126	489	51,657	39,213	90,870
Palm Beach	876	2,802	3,678	110,402	191,102	301,504
Pasco	249	85	334	42,605	36,068	78,673
Pinellas	867	103	970	83,897	87,286	171,183
Polk	1,101	838	1,939	46,623	43,431	90,054
Putnam	20	13	33	3,959	4,934	8,893
Santa Rosa	740	17	757	12,784	15,764	28,548
Sarasota	191	1,654	1,845	59,885	47,283	107,168
Seminole	755	573	1,328	23,201	40,333	63,534
St. Johns	389	129	518	21,512	41,687	63,199
St. Lucie	151	180	331	25,950	29,580	55,530
Sumter	95	21	116	20,577	21,103	41,680
Suwannee	4	12	16	1,550	3,923	5,473
Taylor	2	0	2	1,451	1,658	3,109
Union	1	9	10	319	999	1,318
Unknown	30	7	37	2,000	1,216	3,216
Volusia	338	121	459	40,285	50,429	90,714
Wakulla	11	78	89	2,381	3,212	5,593
Walton	29	4	33	4,435	7,255	11,690
Washington	0	1	1	1,291	1,738	3,029
Total	27,507	17,192	44,699	1,608,671	1,941,468	3,550,139