

# COVID-19: vaccine summary

Vaccination data through Mar 5, 2021 as of Mar 6, 2021 at 12:05 AM

Data in this report are provisional and subject to change.

Data in this summary pertain to COVID-19 vaccines approved by the U.S. Food and Drug Administration and have been issued an Emergency Use Authorization (Janssen COVID-19 Vaccine, Moderna COVID-19 Vaccine and Pfizer-BioNTech COVID-19 Vaccine). These data summarize the number of people who have received either their first dose or have completed the series for a COVID-19 vaccine. **A person can only be counted in one category, first dose or series complete.** For persons receiving Moderna or Pfizer vaccines, once they receive their second dose, they are moved from the first dose column to the series completed column. **Because of this, the total first dose category may show a change from report to report not matching the total receiving their first dose from the previous day.** Persons receiving Johnson & Johnson vaccines will always be counted in the series completed column.

## COVID-19 doses for vaccinated persons in Florida

**Doses** 5,361,274

People receiving one dose of a 1-dose series (Johnson & Johnson) or receiving only one dose of a 2-dose series (Moderna, Pfizer) count once. Persons receiving both doses of a 2-dose series count twice.

## Current status of persons vaccinated for COVID-19 in Florida

**Total people vaccinated** 3,462,520

First dose 1,560,206

Series completed 1,902,314

Completed 1-dose series 3,560

Completed 2-dose series 1,898,754

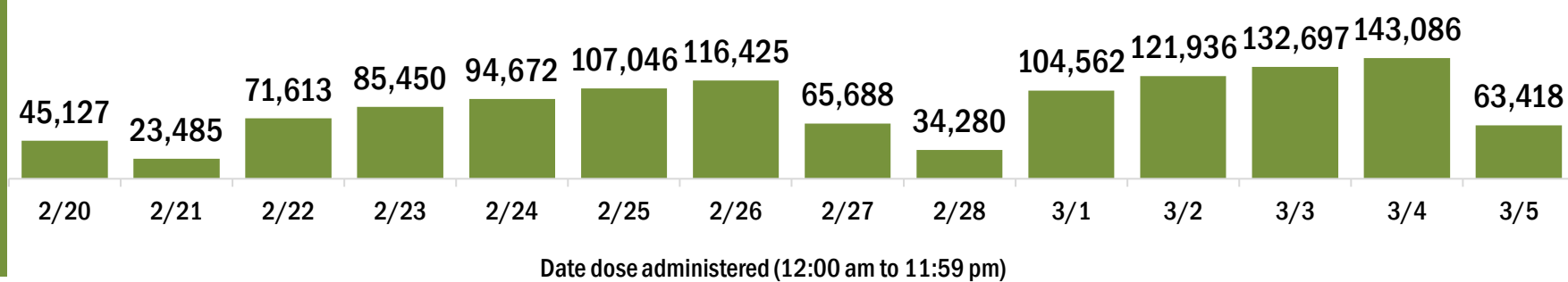
**First dose:** current number of people who have only received their first dose of the Moderna or Pfizer vaccine.

**Series complete:** current number of people who have received both Moderna or Pfizer vaccine doses or one Johnson & Johnson dose and are considered fully immunized.

## Demographic summary

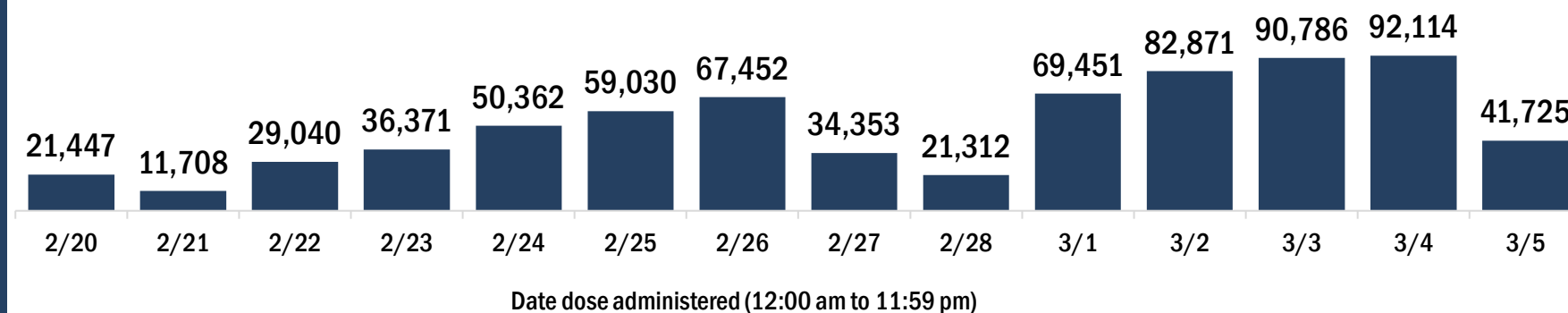
	First dose	Series complete	Total people vaccinated
<b>Age group</b>	1,560,206	1,902,314	3,462,520
16-24 years	18,717	22,868	41,585
25-34 years	45,317	80,746	126,063
35-44 years	61,600	100,120	161,720
45-54 years	91,019	121,432	212,451
55-64 years	166,753	163,657	330,410
65-74 years	649,644	789,363	1,439,007
75-84 years	393,652	456,686	850,338
85+ years	133,504	167,442	300,946
<b>Race</b>	1,560,206	1,902,314	3,462,520
American Indian/Alaskan	6,586	6,907	13,493
Black	100,220	104,554	204,774
Other	130,951	240,055	371,006
Unknown	295,067	240,676	535,743
White	1,027,382	1,310,122	2,337,504
<b>Other race</b> includes Asian, native Hawaiian/Pacific Islander, or other.			
<b>Ethnicity</b>	1,560,206	1,902,314	3,462,520
Hispanic	200,236	192,494	392,730
Non-Hispanic	715,370	1,041,505	1,756,875
Unknown	644,600	668,315	1,312,915
<b>Gender</b>	1,560,206	1,902,314	3,462,520
Female	889,213	1,103,229	1,992,442
Male	659,933	796,873	1,456,806
Unknown	11,060	2,212	13,272

## COVID-19 doses administered for the past 2 weeks

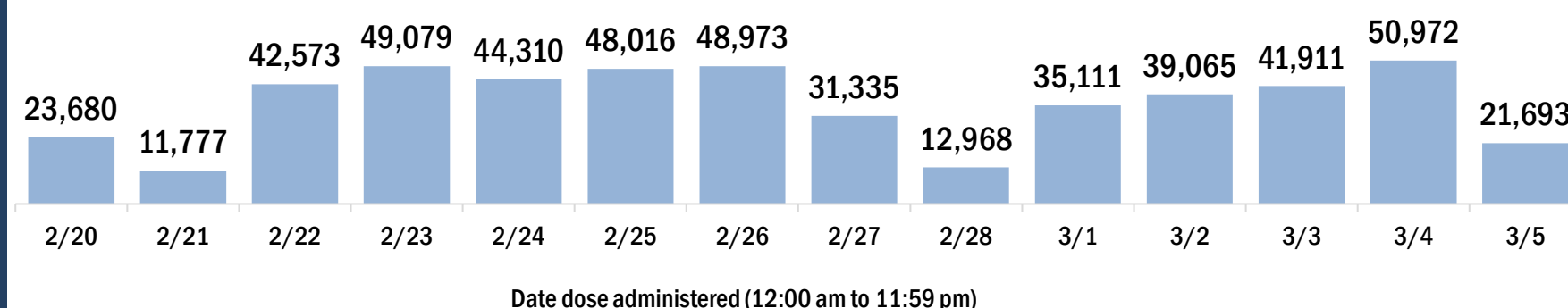


## Persons vaccinated for COVID-19 for the past 2 weeks

### Number of persons who received their first dose of a two-dose series of the COVID-19 vaccine



### Number of persons who completed the COVID-19 vaccine series



# COVID-19: vaccine summary

Vaccination data through Mar 5, 2021 as of Mar 6, 2021 at 12:05 AM

Data in this report are provisional and subject to change.

This table summarizes the number of people who have received either their first dose or have completed the series for a COVID-19 vaccine. A person can only be counted in one category, first dose or series complete. Persons receiving Johnson & Johnson vaccines will always be counted in the series completed column (see previous page for additional information).

County of residence	Yesterday (Mar 5)			Cumulative		
	First dose	Series complete	Total people vaccinated	First dose	Series complete	Total people vaccinated
Alachua	172	86	258	11,524	37,698	49,222
Baker	16	4	20	1,086	1,827	2,913
Bay	141	609	750	10,924	14,403	25,327
Bradford	102	13	115	844	2,041	2,885
Brevard	512	217	729	43,901	49,904	93,805
Broward	2,827	1,546	4,373	126,537	170,322	296,859
Calhoun	1	4	5	466	1,475	1,941
Charlotte	419	64	483	22,406	17,544	39,950
Citrus	152	382	534	15,101	13,465	28,566
Clay	547	380	927	10,034	19,726	29,760
Collier	195	246	441	42,225	46,589	88,814
Columbia	12	19	31	2,723	5,106	7,829
Dade	5,966	3,900	9,866	189,484	205,614	395,098
Desoto	16	7	23	2,223	2,183	4,406
Dixie	2	0	2	752	1,010	1,762
Duval	3,057	836	3,893	54,208	83,291	137,499
Escambia	376	816	1,192	19,402	25,663	45,065
Flagler	228	57	285	14,302	12,186	26,488
Franklin	9	389	398	604	1,830	2,434
Gadsden	182	147	329	2,726	5,348	8,074
Gilchrist	4	2	6	500	1,363	1,863
Glades	42	153	195	477	743	1,220
Gulf	7	67	74	678	1,949	2,627
Hamilton	5	2	7	400	1,154	1,554
Hardee	14	70	84	1,063	1,345	2,408
Hendry	224	89	313	1,379	2,174	3,553
Hernando	118	321	439	14,938	13,154	28,092
Highlands	60	48	108	10,572	5,729	16,301
Hillsborough	2,766	1,434	4,200	79,010	88,366	167,376
Holmes	32	1	33	916	1,520	2,436
Indian River	158	862	1,020	20,207	22,598	42,805
Jackson	35	7	42	2,756	4,854	7,610
Jefferson	27	4	31	764	1,925	2,689
Lafayette	48	42	90	568	840	1,408
Lake	443	115	558	28,478	45,090	73,568
Lee	730	775	1,505	66,164	70,647	136,811
Leon	1,268	153	1,421	18,320	31,318	49,638
Levy	19	4	23	2,282	3,196	5,478
Liberty	0	1	1	295	762	1,057
Madison	7	5	12	935	2,099	3,034
Manatee	1,803	178	1,981	41,967	28,336	70,303
Marion	524	1,364	1,888	26,204	32,538	58,742
Martin	283	44	327	16,732	21,496	38,228
Monroe	43	35	78	5,603	7,565	13,168
Nassau	522	122	644	6,816	11,658	18,474
Okaloosa	40	78	118	10,759	17,642	28,401
Okeechobee	15	57	72	2,159	3,209	5,368
Orange	5,057	759	5,816	64,265	87,059	151,324
Osceola	1,236	73	1,309	17,088	20,802	37,890
Out-Of-State	572	249	821	50,474	38,709	89,183
Palm Beach	1,882	656	2,538	112,033	185,479	297,512
Pasco	750	628	1,378	41,120	35,437	76,557
Pinellas	2,821	835	3,656	82,945	85,728	168,673
Polk	1,392	839	2,231	43,802	42,466	86,268
Putnam	27	64	91	3,935	4,908	8,843
Santa Rosa	210	243	453	11,724	15,935	27,659
Sarasota	568	135	703	59,372	44,961	104,333
Seminole	893	398	1,291	22,399	39,478	61,877
St. Johns	516	128	644	20,274	41,897	62,171
St. Lucie	190	256	446	26,084	28,910	54,994
Sumter	268	204	472	20,124	20,913	41,037
Suwannee	46	189	235	1,553	3,885	5,438
Taylor	27	1	28	1,444	1,656	3,100
Union	26	4	30	325	990	1,315
Unknown	41	20	61	1,952	1,203	3,155
Volusia	834	119	953	38,983	49,196	88,179
Wakulla	104	35	139	2,403	3,072	5,475
Walton	71	92	163	4,202	7,399	11,601
Washington	25	11	36	1,291	1,736	3,027
<b>Total</b>	<b>41,725</b>	<b>21,693</b>	<b>63,418</b>	<b>1,560,206</b>	<b>1,902,314</b>	<b>3,462,520</b>