

COVID-19: vaccine summary

Vaccination data through Feb 2, 2021 as of Feb 3, 2021 at 12:05 AM

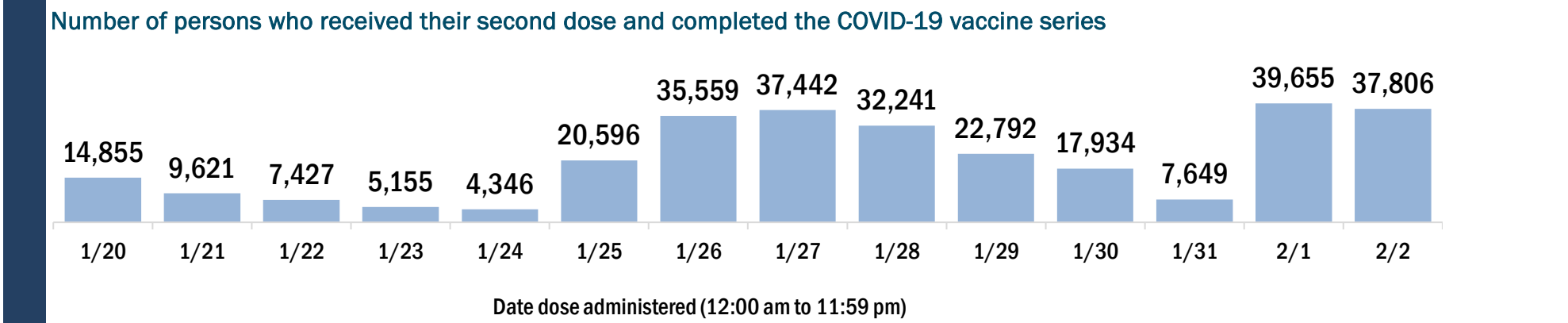
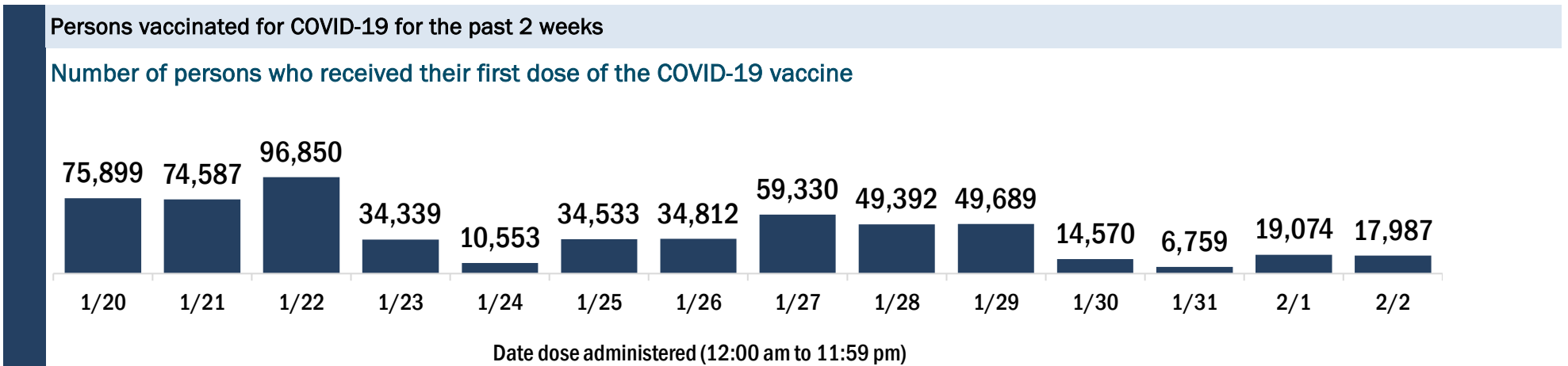
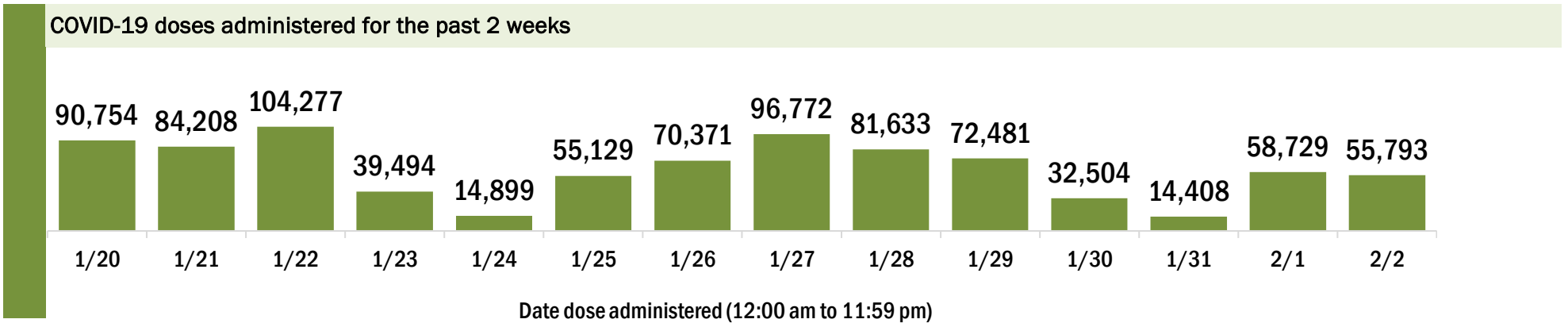
Data in this report are provisional and subject to change.

Data in this summary pertain to COVID-19 vaccines approved by the U.S. Food and Drug Administration and have been issued an Emergency Use Authorization. These data summarize the number of people who have received either their first dose or have completed the series for a COVID-19 vaccine. A person can only be counted in one category, first dose or series complete.

COVID-19 doses administered in Florida	
Doses administered	2,209,641
Total number of doses of the COVID-19 vaccine that have been administered in Florida.	

Persons vaccinated for COVID-19 in Florida	
Total people vaccinated	1,788,326
First dose	1,367,011
Series completed	421,315
First dose: received their first dose of the COVID-19 vaccine.	
Series complete: received all recommended doses of the COVID-19 vaccine to be considered fully immunized.	

Demographic summary	First dose	Series complete	Total people vaccinated
Age group	1,367,011	421,315	1,788,326
16-24 years	15,392	9,151	24,543
25-34 years	41,786	42,743	84,529
35-44 years	52,003	51,401	103,404
45-54 years	65,205	57,702	122,907
55-64 years	95,960	63,704	159,664
65-74 years	607,616	108,846	716,462
75-84 years	353,103	59,599	412,702
85+ years	135,946	28,169	164,115
Race	1,367,011	421,315	1,788,326
American Indian/Alaskan	4,736	1,309	6,045
Black	65,513	22,276	87,789
Other	169,495	90,326	259,821
Unknown	251,912	46,177	298,089
White	875,355	261,227	1,136,582
Other race includes Asian, native Hawaiian/Pacific Islander, or other.			
Ethnicity	1,367,011	421,315	1,788,326
Hispanic	98,669	48,032	146,701
Non-Hispanic	633,292	209,130	842,422
Unknown	635,050	164,153	799,203
Gender	1,367,011	421,315	1,788,326
Female	782,868	253,507	1,036,375
Male	576,637	167,124	743,761
Unknown	7,506	684	8,190



COVID-19: vaccine summary

Vaccination data through Feb 2, 2021 as of Feb 3, 2021 at 12:05 AM

Data in this report are provisional and subject to change.

This table is the number of people who received their first dose or completed their COVID-19 vaccine series yesterday and cumulatively by county of residence.

County of residence	Yesterday (Feb 2)			Cumulative		
	First dose	Series complete	Total people vaccinated	First dose	Series complete	Total people vaccinated
Alachua	474	481	955	22,018	12,270	34,288
Baker	40	36	76	1,448	245	1,693
Bay	224	31	255	12,981	901	13,882
Bradford	150	5	155	1,581	229	1,810
Brevard	101	210	311	37,746	10,524	48,270
Broward	840	2,886	3,726	110,481	38,274	148,755
Calhoun	2	22	24	1,246	213	1,459
Charlotte	237	244	481	13,228	3,066	16,294
Citrus	43	102	145	12,817	2,220	15,037
Clay	397	342	739	10,870	3,686	14,556
Collier	83	117	200	35,859	5,569	41,428
Columbia	35	384	419	3,860	834	4,694
Dade	1,823	6,975	8,798	116,024	66,759	182,783
Desoto	83	49	132	2,225	343	2,568
Dixie	13	3	16	863	75	938
Duval	515	2,317	2,832	62,799	21,022	83,821
Escambia	23	158	181	22,513	5,552	28,065
Flagler	48	573	621	8,953	2,184	11,137
Franklin	1	56	57	1,206	152	1,358
Gadsden	29	52	81	4,087	924	5,011
Gilchrist	30	66	96	1,070	367	1,437
Glades	0	29	29	554	50	604
Gulf	12	56	68	1,475	157	1,632
Hamilton	0	8	8	1,120	32	1,152
Hardee	3	0	3	1,229	119	1,348
Hendry	4	195	199	1,502	542	2,044
Hernando	393	254	647	12,668	2,281	14,949
Highlands	14	9	23	5,648	905	6,553
Hillsborough	554	2,555	3,109	55,279	25,487	80,766
Holmes	0	0	0	1,062	474	1,536
Indian River	26	150	176	17,655	2,519	20,174
Jackson	14	146	160	3,749	1,244	4,993
Jefferson	154	27	181	1,616	227	1,843
Lafayette	3	1	4	670	48	718
Lake	380	438	818	27,632	11,273	38,905
Lee	164	260	424	51,301	13,807	65,108
Leon	595	1,248	1,843	21,152	8,826	29,978
Levy	26	21	47	2,425	403	2,828
Liberty	0	8	8	683	45	728
Madison	66	106	172	1,893	263	2,156
Manatee	253	1,070	1,323	18,952	8,683	27,635
Marion	397	745	1,142	26,604	5,886	32,490
Martin	46	336	382	16,626	3,537	20,163
Monroe	32	346	378	5,834	1,184	7,018
Nassau	115	137	252	8,554	1,323	9,877
Okaloosa	31	522	553	13,739	2,538	16,277
Okeechobee	3	19	22	2,310	406	2,716
Orange	1,249	1,440	2,689	64,287	25,412	89,699
Osceola	107	744	851	15,102	4,645	19,747
Out-Of-State	199	503	702	50,375	6,441	56,816
Palm Beach	1,651	4,016	5,667	139,520	29,822	169,342
Pasco	921	646	1,567	24,343	7,918	32,261
Pinellas	2,369	1,949	4,318	61,093	19,725	80,818
Polk	929	391	1,320	30,850	6,245	37,095
Putnam	45	94	139	4,006	529	4,535
Santa Rosa	143	845	988	13,385	3,849	17,234
Sarasota	210	515	725	32,417	10,244	42,661
Seminole	617	897	1,514	26,401	11,498	37,899
St. Johns	197	290	487	27,235	6,811	34,046
St. Lucie	117	267	384	21,671	4,330	26,001
Sumter	361	52	413	18,318	1,713	20,031
Suwannee	87	116	203	3,164	484	3,648
Taylor	2	3	5	1,649	91	1,740
Union	88	21	109	846	121	967
Unknown	15	22	37	1,175	363	1,538
Volusia	192	1,104	1,296	34,953	12,058	47,011
Wakulla	8	59	67	2,634	528	3,162
Walton	4	33	37	6,305	422	6,727
Washington	0	4	4	1,475	398	1,873
Total	17,987	37,806	55,793	1,367,011	421,315	1,788,326