

COVID-19: vaccine summary

Vaccination data through Jan 30, 2021 as of Jan 31, 2021 at 12:05 AM

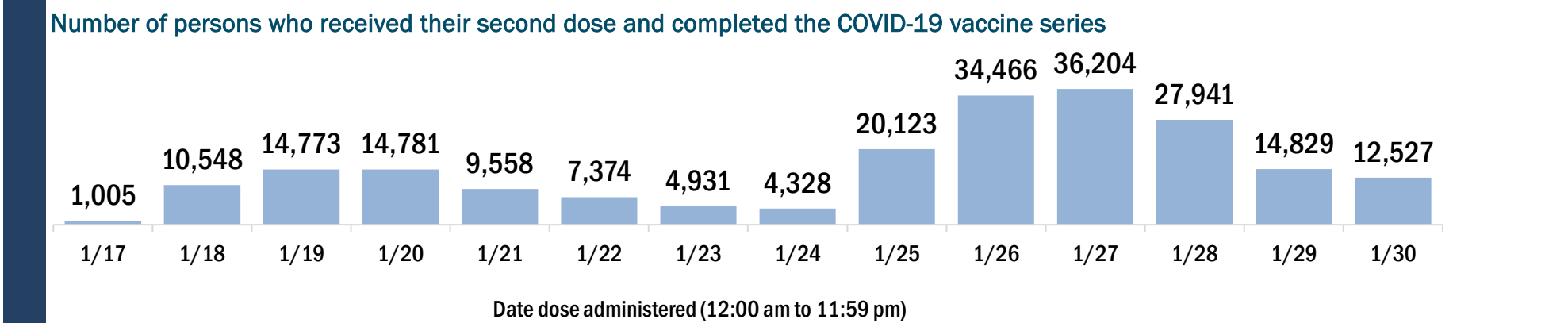
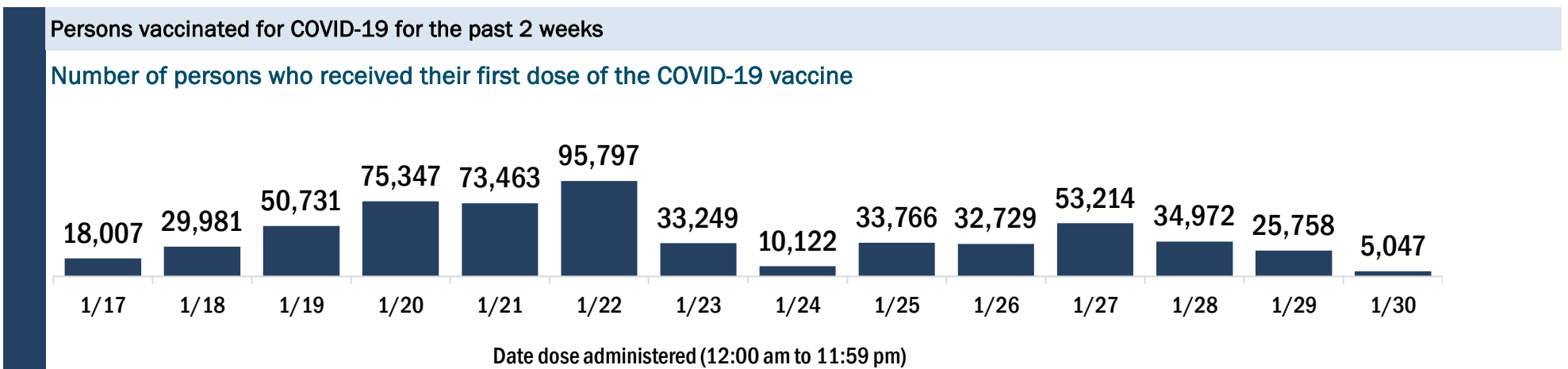
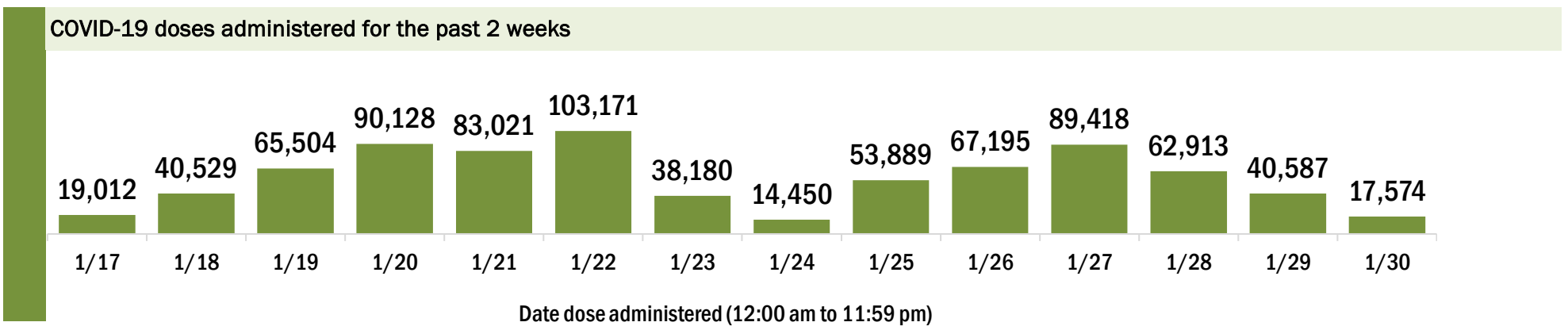
Data in this report are provisional and subject to change.

Data in this summary pertain to COVID-19 vaccines approved by the U.S. Food and Drug Administration and have been issued an Emergency Use Authorization. These data summarize the number of people who have received either their first dose or have completed the series for a COVID-19 vaccine. A person can only be counted in one category, first dose or series complete.

COVID-19 doses administered in Florida	
Doses administered	1,993,472
Total number of doses of the COVID-19 vaccine that have been administered in Florida.	

Persons vaccinated for COVID-19 in Florida	
Total people vaccinated	1,678,944
First dose	1,364,416
Series completed	314,528
First dose: received their first dose of the COVID-19 vaccine.	
Series complete: received all recommended doses of the COVID-19 vaccine to be considered fully immunized.	

Demographic summary	First dose	Series complete	Total people vaccinated
Age group	1,364,416	314,528	1,678,944
16-24 years	16,535	7,215	23,750
25-34 years	45,985	36,571	82,556
35-44 years	57,179	43,700	100,879
45-54 years	70,860	48,707	119,567
55-64 years	98,986	53,180	152,166
65-74 years	596,418	68,002	664,420
75-84 years	344,502	37,116	381,618
85+ years	133,951	20,037	153,988
Race	1,364,416	314,528	1,678,944
American Indian/Alaskan	4,696	957	5,653
Black	64,890	16,893	81,783
Other	175,746	74,499	250,245
Unknown	243,652	35,447	279,099
White	875,432	186,732	1,062,164
Other race includes Asian, native Hawaiian/Pacific Islander, or other.			
Ethnicity	1,364,416	314,528	1,678,944
Hispanic	103,309	34,517	137,826
Non-Hispanic	631,184	155,501	786,685
Unknown	629,923	124,510	754,433
Gender	1,364,416	314,528	1,678,944
Female	783,511	191,122	974,633
Male	573,647	122,813	696,460
Unknown	7,258	593	7,851



COVID-19: vaccine summary

Vaccination data through Jan 30, 2021 as of Jan 31, 2021 at 12:05 AM

Data in this report are provisional and subject to change.

This table is the number of people who received their first dose or completed their COVID-19 vaccine series yesterday and cumulatively by county of residence.

County of residence	Yesterday (Jan 30)			Cumulative		
	First dose	Series complete	Total people vaccinated	First dose	Series complete	Total people vaccinated
Alachua	257	328	585	20,725	11,189	31,914
Baker	0	5	5	1,378	200	1,578
Bay	0	2	2	12,645	689	13,334
Bradford	2	0	2	1,438	207	1,645
Brevard	2	17	19	36,735	7,859	44,594
Broward	335	571	906	111,601	30,821	142,422
Calhoun	0	0	0	1,273	181	1,454
Charlotte	5	7	12	12,806	2,148	14,954
Citrus	785	13	798	12,800	1,692	14,492
Clay	6	85	91	10,639	2,851	13,490
Collier	19	16	35	32,895	4,503	37,398
Columbia	9	2	11	4,198	421	4,619
Dade	1,203	2,900	4,103	125,622	49,649	175,271
Desoto	1	0	1	2,192	232	2,424
Dixie	4	1	5	865	41	906
Duval	23	791	814	64,194	15,648	79,842
Escambia	6	875	881	22,236	4,039	26,275
Flagler	3	18	21	9,111	1,059	10,170
Franklin	0	9	9	1,270	39	1,309
Gadsden	105	133	238	3,744	787	4,531
Gilchrist	5	0	5	1,161	226	1,387
Glades	0	0	0	588	13	601
Gulf	0	0	0	1,559	41	1,600
Hamilton	0	0	0	1,124	23	1,147
Hardee	0	0	0	1,224	115	1,339
Hendry	0	0	0	1,908	88	1,996
Hernando	19	25	44	12,297	1,821	14,118
Highlands	2	2	4	5,251	783	6,034
Hillsborough	301	762	1,063	55,716	19,950	75,666
Holmes	0	0	0	1,055	466	1,521
Indian River	5	0	5	15,708	1,651	17,359
Jackson	3	2	5	4,177	725	4,902
Jefferson	1	21	22	1,500	182	1,682
Lafayette	0	0	0	610	47	657
Lake	18	21	39	28,343	8,269	36,612
Lee	11	56	67	48,993	10,703	59,696
Leon	154	2,235	2,389	22,134	6,733	28,867
Levy	36	6	42	2,293	284	2,577
Liberty	0	3	3	697	32	729
Madison	0	2	2	1,927	153	2,080
Manatee	20	31	51	20,857	5,733	26,590
Marion	63	118	181	26,935	3,741	30,676
Martin	91	323	414	15,643	2,797	18,440
Monroe	11	11	22	6,165	532	6,697
Nassau	1	101	102	8,158	1,065	9,223
Okaloosa	2	3	5	14,027	1,634	15,661
Okeechobee	0	9	9	2,298	382	2,680
Orange	58	121	179	63,182	20,040	83,222
Osceola	247	313	560	14,917	3,635	18,552
Out-Of-State	48	124	172	50,235	4,438	54,673
Palm Beach	161	383	544	138,208	19,685	157,893
Pasco	59	107	166	22,713	6,445	29,158
Pinellas	57	157	214	59,681	15,591	75,272
Polk	602	178	780	29,391	4,761	34,152
Putnam	5	6	11	4,099	297	4,396
Santa Rosa	1	23	24	14,546	1,511	16,057
Sarasota	15	41	56	33,072	7,511	40,583
Seminole	22	769	791	27,525	8,295	35,820
St. Johns	5	135	140	26,434	5,313	31,747
St. Lucie	84	236	320	20,745	2,837	23,582
Sumter	48	17	65	16,840	908	17,748
Suwannee	3	6	9	3,189	356	3,545
Taylor	1	3	4	1,620	83	1,703
Union	0	1	1	776	92	868
Unknown	113	9	122	1,207	296	1,503
Volusia	6	178	184	35,338	8,916	44,254
Wakulla	4	213	217	2,734	400	3,134
Walton	0	3	3	5,757	300	6,057
Washington	0	0	0	1,492	374	1,866
Total	5,047	12,527	17,574	1,364,416	314,528	1,678,944