

COVID-19: vaccine summary

Vaccination data through Jan 26, 2021 as of Jan 27, 2021 at 12:05 AM

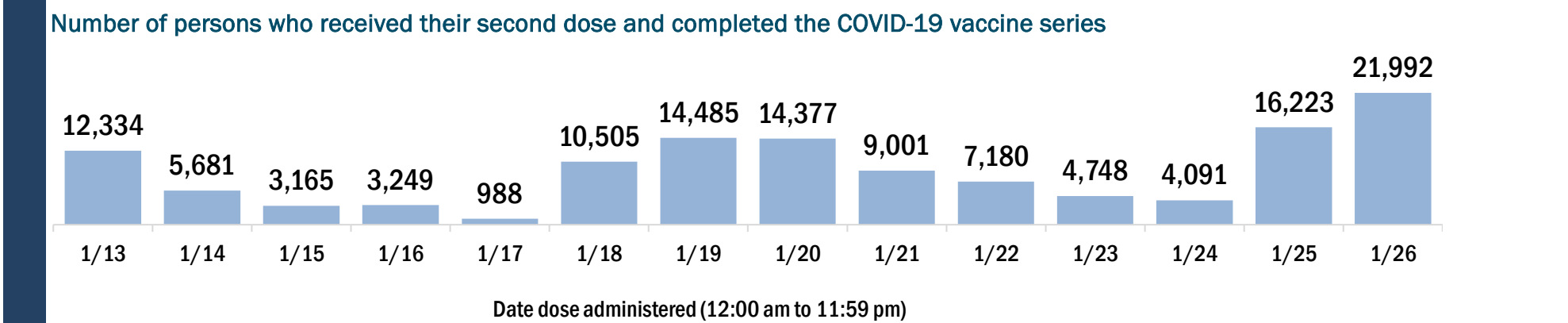
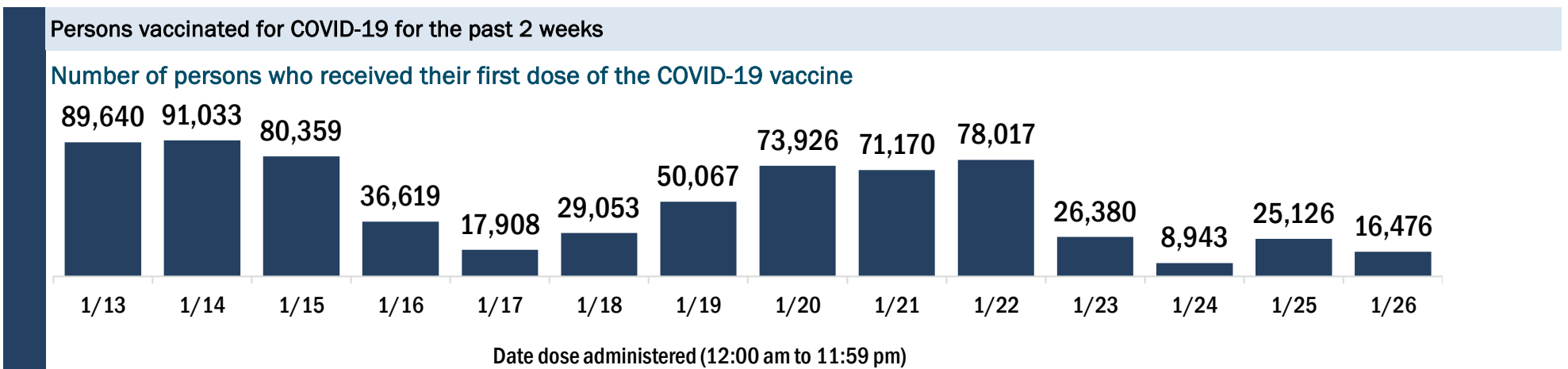
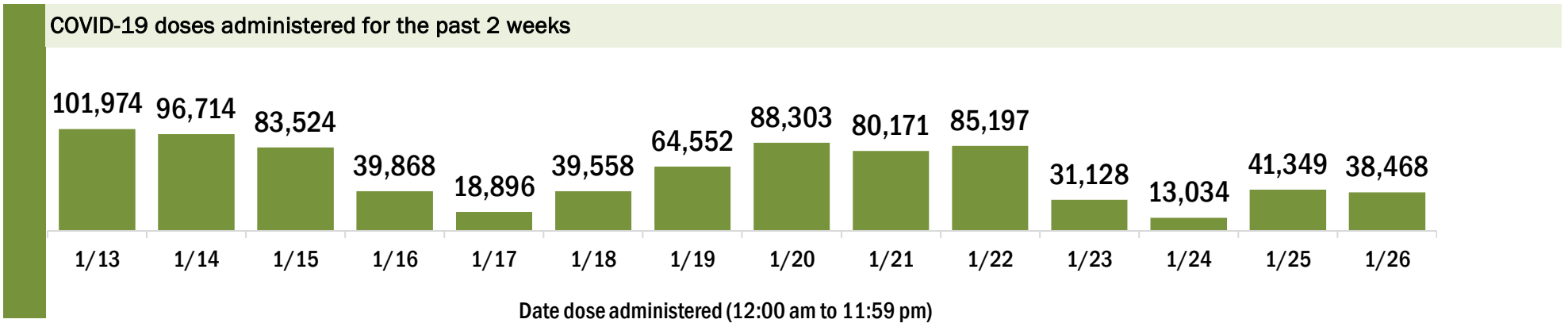
Data in this report are provisional and subject to change.

Data in this summary pertain to COVID-19 vaccines approved by the U.S. Food and Drug Administration and have been issued an Emergency Use Authorization. These data summarize the number of people who have received either their first dose or have completed the series for a COVID-19 vaccine. A person can only be counted in one category, first dose or series complete.

COVID-19 doses administered in Florida	
Doses administered	1,697,849
Total number of doses of the COVID-19 vaccine that have been administered in Florida.	

Persons vaccinated for COVID-19 in Florida	
Total people vaccinated	1,494,003
First dose	1,290,157
Series completed	203,846
First dose: received their first dose of the COVID-19 vaccine.	
Series complete: received all recommended doses of the COVID-19 vaccine to be considered fully immunized.	

Demographic summary	First dose	Series complete	Total people vaccinated
Age group	1,290,157	203,846	1,494,003
16-24 years	17,145	5,221	22,366
25-34 years	48,979	29,625	78,604
35-44 years	60,936	35,058	95,994
45-54 years	75,018	38,089	113,107
55-64 years	101,597	40,268	141,865
65-74 years	547,225	29,285	576,510
75-84 years	314,215	15,134	329,349
85+ years	125,042	11,166	136,208
Race	1,290,157	203,846	1,494,003
American Indian/Alaskan	4,549	604	5,153
Black	61,065	12,024	73,089
Other	179,622	51,391	231,013
Unknown	214,043	24,858	238,901
White	830,878	114,969	945,847
Other race includes Asian, native Hawaiian/Pacific Islander, or other.			
Ethnicity	1,290,157	203,846	1,494,003
Hispanic	104,915	19,846	124,761
Non-Hispanic	607,189	92,301	699,490
Unknown	578,053	91,699	669,752
Gender	1,290,157	203,846	1,494,003
Female	743,300	124,488	867,788
Male	539,974	78,869	618,843
Unknown	6,883	489	7,372



COVID-19: vaccine summary

Vaccination data through Jan 26, 2021 as of Jan 27, 2021 at 12:05 AM

Data in this report are provisional and subject to change.

This table is the number of people who received their first dose or completed their COVID-19 vaccine series yesterday and cumulatively by county of residence.

County of residence	Yesterday (Jan 26)			Cumulative		
	First dose	Series complete	Total people vaccinated	First dose	Series complete	Total people vaccinated
Alachua	395	698	1,093	19,896	8,840	28,736
Baker	13	16	29	1,323	104	1,427
Bay	140	26	166	11,678	426	12,104
Bradford	9	9	18	1,240	147	1,387
Brevard	85	86	171	31,182	5,869	37,051
Broward	1,190	1,644	2,834	110,269	21,872	132,141
Calhoun	4	6	10	1,196	109	1,305
Charlotte	278	185	463	10,561	1,197	11,758
Citrus	140	163	303	11,013	1,033	12,046
Clay	193	267	460	10,030	2,094	12,124
Collier	73	296	369	26,623	3,239	29,862
Columbia	32	30	62	3,810	233	4,043
Dade	1,286	4,065	5,351	131,741	30,127	161,868
Desoto	13	30	43	2,147	101	2,248
Dixie	25	6	31	731	32	763
Duval	724	597	1,321	63,525	11,234	74,759
Escambia	201	60	261	21,452	2,223	23,675
Flagler	172	55	227	7,549	798	8,347
Franklin	25	5	30	1,166	27	1,193
Gadsden	110	6	116	3,907	124	4,031
Gilchrist	24	12	36	1,057	149	1,206
Glades	9	1	10	526	2	528
Gulf	122	2	124	1,449	19	1,468
Hamilton	4	1	5	1,038	9	1,047
Hardee	0	2	2	1,207	36	1,243
Hendry	105	4	109	1,807	27	1,834
Hernando	282	128	410	11,356	1,105	12,461
Highlands	30	38	68	4,324	589	4,913
Hillsborough	481	958	1,439	54,890	13,734	68,624
Holmes	107	152	259	1,139	306	1,445
Indian River	188	132	320	13,169	1,002	14,171
Jackson	34	118	152	4,166	367	4,533
Jefferson	61	10	71	1,467	61	1,528
Lafayette	9	2	11	599	40	639
Lake	164	1,050	1,214	29,578	3,454	33,032
Lee	137	242	379	45,775	5,389	51,164
Leon	42	84	126	24,027	2,223	26,250
Levy	50	45	95	1,929	219	2,148
Liberty	3	1	4	655	17	672
Madison	20	0	20	1,841	15	1,856
Manatee	255	1,486	1,741	18,247	4,415	22,662
Marion	1,156	296	1,452	24,081	2,548	26,629
Martin	152	178	330	14,005	1,418	15,423
Monroe	74	31	105	5,607	383	5,990
Nassau	129	66	195	7,346	693	8,039
Okaloosa	40	59	99	13,113	749	13,862
Okeechobee	47	56	103	2,009	339	2,348
Orange	979	615	1,594	63,009	13,842	76,851
Osceola	63	692	755	13,108	2,455	15,563
Out-Of-State	164	202	366	48,200	2,603	50,803
Palm Beach	637	1,843	2,480	125,700	11,823	137,523
Pasco	445	746	1,191	21,417	4,676	26,093
Pinellas	2,130	1,712	3,842	54,074	12,574	66,648
Polk	1,391	231	1,622	26,429	3,287	29,716
Putnam	114	10	124	3,415	208	3,623
Santa Rosa	169	60	229	13,740	1,105	14,845
Sarasota	179	311	490	30,540	4,946	35,486
Seminole	338	434	772	28,005	4,611	32,616
St. Johns	177	229	406	24,710	3,648	28,358
St. Lucie	129	259	388	18,735	1,884	20,619
Sumter	162	27	189	14,406	381	14,787
Suwannee	211	8	219	3,053	99	3,152
Taylor	25	2	27	1,348	62	1,410
Union	0	1	1	779	37	816
Unknown	11	16	27	1,039	206	1,245
Volusia	226	1,110	1,336	31,586	5,915	37,501
Wakulla	27	6	33	2,545	108	2,653
Walton	56	22	78	5,376	98	5,474
Washington	10	52	62	1,497	141	1,638
Total	16,476	21,992	38,468	1,290,157	203,846	1,494,003