

COVID-19: vaccine summary

Vaccination data through Jan 25, 2021 as of Jan 26, 2021 at 12:05 AM

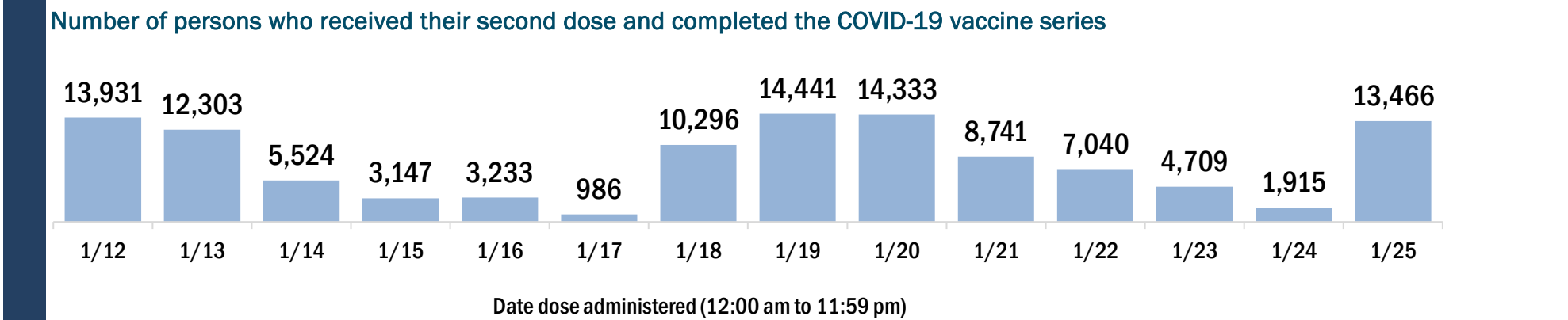
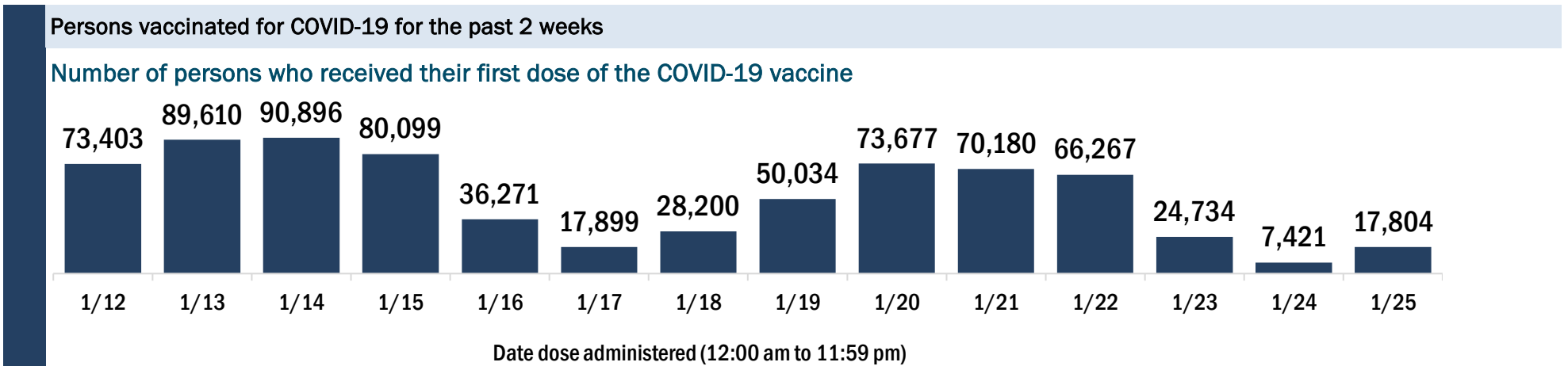
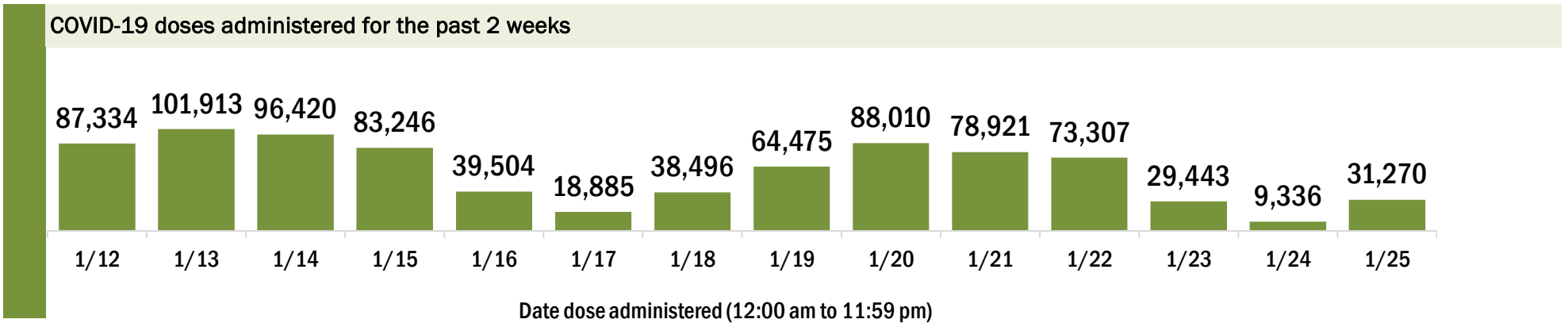
Data in this report are provisional and subject to change.

Data in this summary pertain to COVID-19 vaccines approved by the U.S. Food and Drug Administration and have been issued an Emergency Use Authorization. These data summarize the number of people who have received either their first dose or have completed the series for a COVID-19 vaccine. A person can only be counted in one category, first dose or series complete.

COVID-19 doses administered in Florida	
Doses administered	1,622,421
Total number of doses of the COVID-19 vaccine that have been administered in Florida.	

Persons vaccinated for COVID-19 in Florida	
Total people vaccinated	1,446,580
First dose	1,270,739
Series completed	175,841
First dose: received their first dose of the COVID-19 vaccine.	
Series complete: received all recommended doses of the COVID-19 vaccine to be considered fully immunized.	

Demographic summary	First dose	Series complete	Total people vaccinated
Age group	1,270,739	175,841	1,446,580
16-24 years	17,161	4,589	21,750
25-34 years	50,964	26,863	77,827
35-44 years	63,222	31,678	94,900
45-54 years	77,657	33,986	111,643
55-64 years	103,768	35,605	139,373
65-74 years	530,941	21,644	552,585
75-84 years	305,053	11,626	316,679
85+ years	121,973	9,850	131,823
Race	1,270,739	175,841	1,446,580
American Indian/Alaskan	4,527	506	5,033
Black	60,524	10,547	71,071
Other	180,325	46,766	227,091
Unknown	207,521	21,542	229,063
White	817,842	96,480	914,322
Other race includes Asian, native Hawaiian/Pacific Islander, or other.			
Ethnicity	1,270,739	175,841	1,446,580
Hispanic	105,586	16,593	122,179
Non-Hispanic	597,046	79,332	676,378
Unknown	568,107	79,916	648,023
Gender	1,270,739	175,841	1,446,580
Female	733,490	107,458	840,948
Male	530,466	67,910	598,376
Unknown	6,783	473	7,256



COVID-19: vaccine summary

Vaccination data through Jan 25, 2021 as of Jan 26, 2021 at 12:05 AM

Data in this report are provisional and subject to change.

This table is the number of people who received their first dose or completed their COVID-19 vaccine series yesterday and cumulatively by county of residence.

County of residence	Yesterday (Jan 25)			Cumulative		
	First dose	Series complete	Total people vaccinated	First dose	Series complete	Total people vaccinated
Alachua	322	556	878	19,806	8,125	27,931
Baker	8	9	17	1,245	87	1,332
Bay	378	48	426	11,182	378	11,560
Bradford	16	6	22	1,234	136	1,370
Brevard	309	136	445	30,845	4,919	35,764
Broward	2,523	1,546	4,069	110,536	19,550	130,086
Calhoun	4	7	11	1,197	103	1,300
Charlotte	228	92	320	10,014	978	10,992
Citrus	17	126	143	10,803	734	11,537
Clay	207	116	323	10,036	1,812	11,848
Collier	62	415	477	25,080	2,757	27,837
Columbia	41	30	71	3,765	202	3,967
Dade	1,945	1,712	3,657	133,739	25,578	159,317
Desoto	13	27	40	2,143	70	2,213
Dixie	3	0	3	710	26	736
Duval	615	677	1,292	62,939	10,538	73,477
Escambia	219	142	361	21,185	1,938	23,123
Flagler	47	41	88	7,128	742	7,870
Franklin	1	2	3	1,108	21	1,129
Gadsden	157	14	171	3,637	96	3,733
Gilchrist	19	6	25	1,042	137	1,179
Glades	0	0	0	517	1	518
Gulf	1	1	2	1,331	14	1,345
Hamilton	2	0	2	1,018	8	1,026
Hardee	2	2	4	1,207	32	1,239
Hendry	3	0	3	1,692	23	1,715
Hernando	57	81	138	11,021	967	11,988
Highlands	42	135	177	4,262	545	4,807
Hillsborough	483	791	1,274	51,739	12,470	64,209
Holmes	0	3	3	1,111	153	1,264
Indian River	97	138	235	12,955	853	13,808
Jackson	12	59	71	4,238	244	4,482
Jefferson	9	4	13	1,408	43	1,451
Lafayette	0	2	2	592	38	630
Lake	85	21	106	30,179	2,391	32,570
Lee	88	117	205	43,280	4,979	48,259
Leon	235	193	428	23,806	1,933	25,739
Levy	108	22	130	1,904	171	2,075
Liberty	6	2	8	653	16	669
Madison	1	0	1	1,821	14	1,835
Manatee	101	347	448	19,430	2,723	22,153
Marion	823	187	1,010	22,882	2,156	25,038
Martin	162	150	312	13,529	1,232	14,761
Monroe	89	29	118	5,451	352	5,803
Nassau	199	54	253	7,199	623	7,822
Okaloosa	651	57	708	12,832	660	13,492
Okeechobee	2	5	7	2,017	280	2,297
Orange	355	130	485	61,917	13,194	75,111
Osceola	308	32	340	13,620	1,642	15,262
Out-Of-State	440	112	552	47,497	2,188	49,685
Palm Beach	1,013	2,001	3,014	123,789	9,602	133,391
Pasco	642	413	1,055	21,446	3,895	25,341
Pinellas	2,132	935	3,067	53,239	10,677	63,916
Polk	283	276	559	24,983	2,970	27,953
Putnam	69	31	100	3,295	198	3,493
Santa Rosa	116	109	225	13,500	926	14,426
Sarasota	96	84	180	30,480	4,006	34,486
Seminole	260	223	483	27,664	4,140	31,804
St. Johns	189	181	370	23,667	3,395	27,062
St. Lucie	463	190	653	18,086	1,491	19,577
Sumter	341	21	362	13,944	343	14,287
Suwannee	23	8	31	2,848	91	2,939
Taylor	0	0	0	1,322	60	1,382
Union	0	3	3	778	36	814
Unknown	20	7	27	1,060	187	1,247
Volusia	593	563	1,156	30,960	4,704	35,664
Wakulla	17	15	32	2,488	89	2,577
Walton	48	8	56	5,186	70	5,256
Washington	4	16	20	1,522	89	1,611
Total	17,804	13,466	31,270	1,270,739	175,841	1,446,580