

COVID-19: vaccine summary

Vaccination data through Jan 24, 2021 as of Jan 25, 2021 at 12:05 AM

Data in this report are provisional and subject to change.

Data in this summary pertain to COVID-19 vaccines approved by the U.S. Food and Drug Administration and have been issued an Emergency Use Authorization. These data summarize the number of people who have received either their first dose or have completed the series for a COVID-19 vaccine. A person can only be counted in one category, first dose or series complete.

COVID-19 doses administered in Florida

Doses administered 1,565,383

Total number of doses of the COVID-19 vaccine that have been administered in Florida.

Persons vaccinated for COVID-19 in Florida

Total people vaccinated 1,407,411

First dose 1,249,439

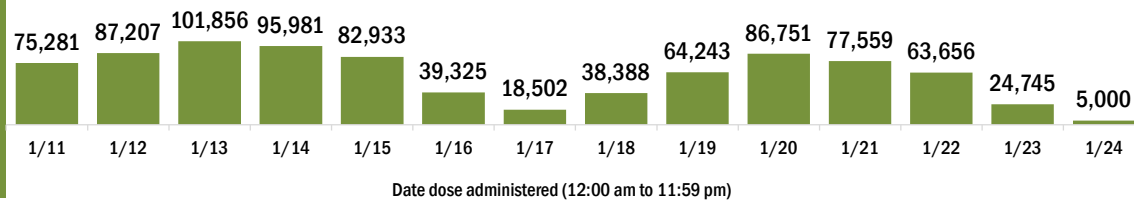
Series completed 157,972

First dose: received their first dose of the COVID-19 vaccine.

Series complete: received all recommended doses of the COVID-19 vaccine to be considered fully immunized.

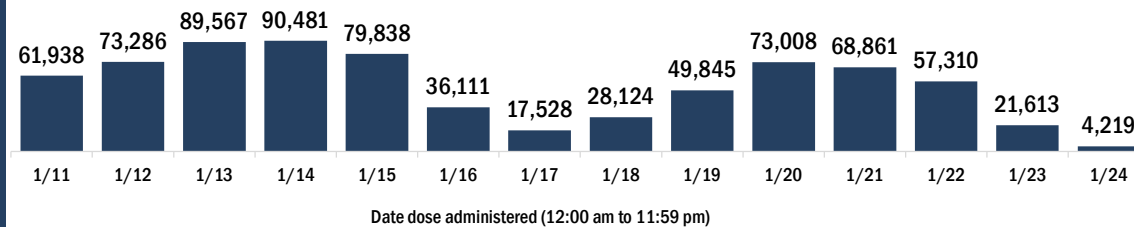
Demographic summary	First dose	Series complete	Total people vaccinated
Age group	1,249,439	157,972	1,407,411
16-24 years	17,289	4,180	21,469
25-34 years	52,460	24,534	76,994
35-44 years	65,062	28,780	93,842
45-54 years	79,589	30,634	110,223
55-64 years	105,480	31,924	137,404
65-74 years	514,600	18,343	532,943
75-84 years	296,232	10,309	306,541
85+ years	118,727	9,268	127,995
Race	1,249,439	157,972	1,407,411
American Indian/Alaskan	4,471	443	4,914
Black	59,221	9,439	68,660
Other	178,946	43,545	222,491
Unknown	204,723	19,164	223,887
White	802,078	85,381	887,459
Other race includes Asian, native Hawaiian/Pacific Islander, or other.			
Ethnicity	1,249,439	157,972	1,407,411
Hispanic	103,592	14,690	118,282
Non-Hispanic	583,846	70,873	654,719
Unknown	562,001	72,409	634,410
Gender	1,249,439	157,972	1,407,411
Female	722,514	96,211	818,725
Male	520,199	61,296	581,495
Unknown	6,726	465	7,191

COVID-19 doses administered for the past 2 weeks

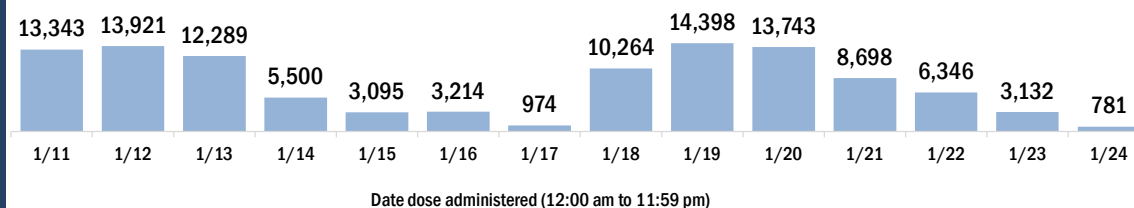


Persons vaccinated for COVID-19 for the past 2 weeks

Number of persons who received their first dose of the COVID-19 vaccine



Number of persons who received their second dose and completed the COVID-19 vaccine series



COVID-19: vaccine summary

Vaccination data through Jan 24, 2021 as of Jan 25, 2021 at 12:05 AM

Data in this report are provisional and subject to change.

This table is the number of people who received their first dose or completed their COVID-19 vaccine series yesterday and cumulatively by county of residence.

County of residence	Yesterday (Jan 24)			Cumulative		
	First dose	Series complete	Total people vaccinated	First dose	Series complete	Total people vaccinated
Alachua	275	243	518	19,716	7,557	27,273
Baker	1	0	1	1,246	77	1,323
Bay	0	0	0	10,741	296	11,037
Bradford	1	0	1	1,216	129	1,345
Brevard	81	1	82	30,840	4,030	34,870
Broward	141	149	290	108,587	17,750	126,337
Calhoun	0	0	0	1,197	94	1,291
Charlotte	3	0	3	9,705	843	10,548
Citrus	0	1	1	10,807	609	11,416
Clay	42	0	42	9,927	1,689	11,616
Collier	21	1	22	24,270	2,331	26,601
Columbia	1	3	4	3,748	173	3,921
Dade	1,414	201	1,615	132,326	23,768	156,094
Desoto	0	0	0	2,154	39	2,193
Dixie	1	0	1	700	26	726
Duval	521	1	522	62,810	9,792	72,602
Escambia	1	1	2	21,019	1,732	22,751
Flagler	28	1	29	7,017	698	7,715
Franklin	0	0	0	1,109	17	1,126
Gadsden	0	0	0	3,513	54	3,567
Gilchrist	1	1	2	996	131	1,127
Glades	0	0	0	515	1	516
Gulf	0	0	0	1,318	12	1,330
Hamilton	0	0	0	1,016	8	1,024
Hardee	0	0	0	1,207	29	1,236
Hendry	0	0	0	1,688	22	1,710
Hernando	2	23	25	10,945	867	11,812
Highlands	7	0	7	4,345	409	4,754
Hillsborough	1	7	8	49,627	11,441	61,068
Holmes	0	0	0	1,113	149	1,262
Indian River	3	0	3	12,764	706	13,470
Jackson	0	0	0	4,290	180	4,470
Jefferson	0	0	0	1,409	30	1,439
Lafayette	0	0	0	595	35	630
Lake	26	3	29	29,981	2,123	32,104
Lee	6	0	6	41,466	4,842	46,308
Leon	2	1	3	24,012	1,298	25,310
Levy	0	1	1	1,807	149	1,956
Liberty	0	0	0	649	13	662
Madison	0	0	0	1,822	12	1,834
Manatee	12	1	13	19,545	2,228	21,773
Marion	3	6	9	21,992	1,959	23,951
Martin	1	0	1	13,204	1,077	14,281
Monroe	7	0	7	5,347	323	5,670
Nassau	51	0	51	7,040	569	7,609
Okaloosa	3	0	3	12,168	539	12,707
Okeechobee	0	1	1	2,022	272	2,294
Orange	781	5	786	61,239	12,531	73,770
Osceola	13	0	13	13,453	1,451	14,904
Out-Of-State	14	14	28	46,479	1,884	48,363
Palm Beach	167	45	212	122,550	7,477	130,027
Pasco	3	57	60	21,166	3,262	24,428
Pinellas	1	9	10	51,876	9,588	61,464
Polk	3	0	3	24,462	2,662	27,124
Putnam	3	1	4	3,247	165	3,412
Santa Rosa	88	0	88	13,434	750	14,184
Sarasota	132	0	132	29,183	3,769	32,952
Seminole	58	1	59	27,128	3,845	30,973
St. Johns	116	0	116	23,398	3,191	26,589
St. Lucie	104	0	104	17,642	1,300	18,942
Sumter	3	0	3	13,417	318	13,735
Suwannee	0	1	1	2,835	80	2,915
Taylor	0	0	0	1,319	59	1,378
Union	0	1	1	761	33	794
Unknown	26	0	26	1,048	178	1,226
Volusia	51	1	52	30,177	4,115	34,292
Wakulla	0	0	0	2,491	55	2,546
Walton	0	0	0	5,069	59	5,128
Washington	0	0	0	1,534	72	1,606
Total	4,219	781	5,000	1,249,439	157,972	1,407,411