

COVID-19: vaccine summary

Vaccination data through Jan 23, 2021 as of Jan 24, 2021 at 12:05 AM

Data in this report are provisional and subject to change.

Data in this summary pertain to COVID-19 vaccines approved by the U.S. Food and Drug Administration and have been issued an Emergency Use Authorization. These data summarize the number of people who have received either their first dose or have completed the series for a COVID-19 vaccine. A person can only be counted in one category, first dose or series complete.

COVID-19 doses administered in Florida

Doses administered 1,534,816

Total number of doses of the COVID-19 vaccine that have been administered in Florida.

Persons vaccinated for COVID-19 in Florida

Total people vaccinated 1,379,502

First dose 1,224,188

Series completed 155,314

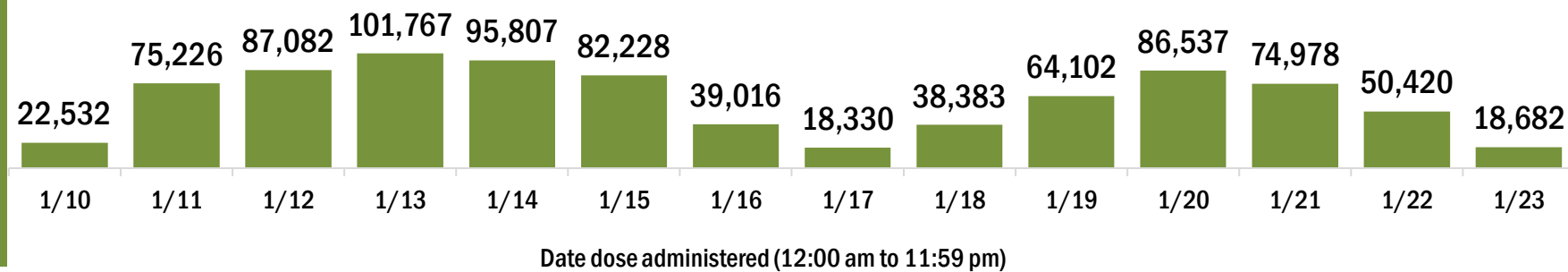
First dose: received their first dose of the COVID-19 vaccine.

Series complete: received all recommended doses of the COVID-19 vaccine to be considered fully immunized.

Demographic summary

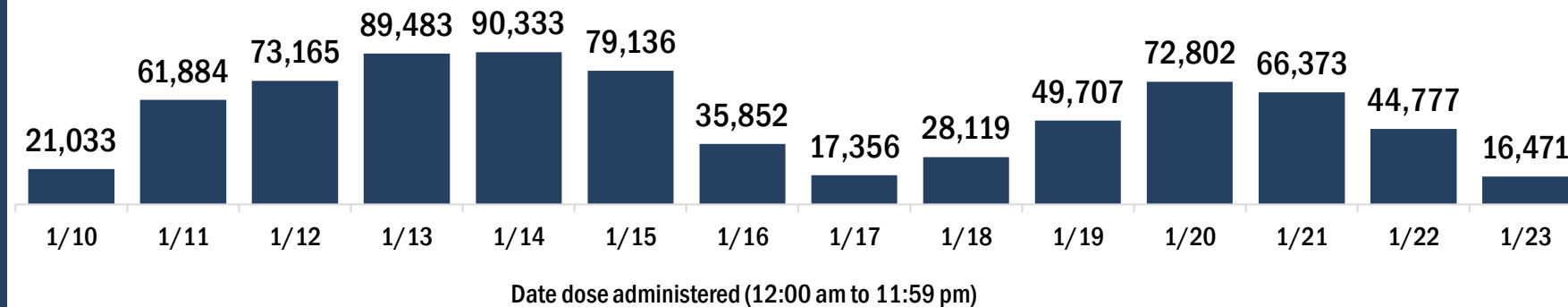
	First dose	Series complete	Total people vaccinated
Age group	1,224,188	155,314	1,379,502
16-24 years	17,161	4,094	21,255
25-34 years	52,250	24,210	76,460
35-44 years	64,733	28,386	93,119
45-54 years	79,097	30,190	109,287
55-64 years	104,157	31,439	135,596
65-74 years	502,451	17,870	520,321
75-84 years	289,212	10,022	299,234
85+ years	115,127	9,103	124,230
Race	1,224,188	155,314	1,379,502
American Indian/Alaskan	4,430	423	4,853
Black	58,586	9,335	67,921
Other	174,033	43,142	217,175
Unknown	198,543	18,880	217,423
White	788,596	83,534	872,130
<small>Other race includes Asian, native Hawaiian/Pacific Islander, or other.</small>			
Ethnicity	1,224,188	155,314	1,379,502
Hispanic	101,772	14,554	116,326
Non-Hispanic	571,768	70,048	641,816
Unknown	550,648	70,712	621,360
Gender	1,224,188	155,314	1,379,502
Female	707,596	94,620	802,216
Male	509,906	60,230	570,136
Unknown	6,686	464	7,150

COVID-19 doses administered for the past 2 weeks

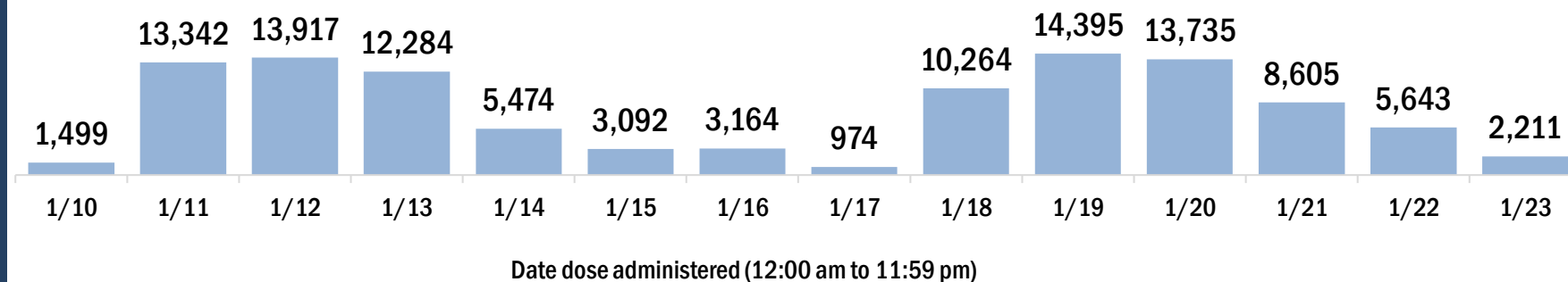


Persons vaccinated for COVID-19 for the past 2 weeks

Number of persons who received their first dose of the COVID-19 vaccine



Number of persons who received their second dose and completed the COVID-19 vaccine series



COVID-19: vaccine summary

Vaccination data through Jan 23, 2021 as of Jan 24, 2021 at 12:05 AM

Data in this report are provisional and subject to change.

This table is the number of people who received their first dose or completed their COVID-19 vaccine series yesterday and cumulatively by county of residence.

County of residence	Yesterday (Jan 23)			Cumulative		
	First dose	Series complete	Total people vaccinated	First dose	Series complete	Total people vaccinated
Alachua	276	233	509	19,653	7,305	26,958
Baker	1	4	5	1,241	77	1,318
Bay	40	1	41	10,448	278	10,726
Bradford	0	3	3	1,213	129	1,342
Brevard	422	31	453	30,303	3,029	33,332
Broward	1,635	165	1,800	107,172	17,547	124,719
Calhoun	0	0	0	1,197	94	1,291
Charlotte	43	131	174	9,358	839	10,197
Citrus	599	8	607	10,386	606	10,992
Clay	30	42	72	9,837	1,687	11,524
Collier	62	0	62	23,345	2,326	25,671
Columbia	2	3	5	3,698	169	3,867
Dade	2,230	151	2,381	129,976	23,514	153,490
Desoto	0	2	2	2,141	39	2,180
Dixie	0	0	0	699	26	725
Duval	726	383	1,109	61,584	9,783	71,367
Escambia	4	22	26	20,687	1,639	22,326
Flagler	46	12	58	6,835	697	7,532
Franklin	4	0	4	1,109	17	1,126
Gadsden	31	3	34	3,514	52	3,566
Gilchrist	0	1	1	995	129	1,124
Glades	0	0	0	511	1	512
Gulf	3	0	3	1,318	11	1,329
Hamilton	1	0	1	1,015	8	1,023
Hardee	1	0	1	1,207	27	1,234
Hendry	0	0	0	1,682	22	1,704
Hernando	70	1	71	10,799	841	11,640
Highlands	395	2	397	4,317	407	4,724
Hillsborough	523	51	574	49,188	11,422	60,610
Holmes	0	0	0	1,112	149	1,261
Indian River	73	3	76	12,435	704	13,139
Jackson	1	0	1	4,287	180	4,467
Jefferson	4	4	8	1,407	30	1,437
Lafayette	0	2	2	567	35	602
Lake	606	18	624	29,916	2,106	32,022
Lee	115	21	136	39,745	4,796	44,541
Leon	1,187	92	1,279	23,963	1,246	25,209
Levy	5	1	6	1,800	147	1,947
Liberty	0	0	0	649	13	662
Madison	1	1	2	1,822	12	1,834
Manatee	135	118	253	19,104	2,153	21,257
Marion	57	7	64	21,692	1,951	23,643
Martin	833	73	906	12,710	1,076	13,786
Monroe	10	0	10	5,288	323	5,611
Nassau	163	68	231	6,927	569	7,496
Okaloosa	730	4	734	11,928	522	12,450
Okeechobee	4	1	5	2,016	269	2,285
Orange	900	93	993	60,238	12,510	72,748
Osceola	529	10	539	13,389	1,449	14,838
Out-Of-State	341	41	382	45,591	1,843	47,434
Palm Beach	669	56	725	117,742	7,313	125,055
Pasco	447	5	452	20,979	3,203	24,182
Pinellas	257	65	322	51,043	9,530	60,573
Polk	240	10	250	24,099	2,560	26,659
Putnam	5	4	9	3,186	164	3,350
Santa Rosa	112	26	138	13,169	719	13,888
Sarasota	90	38	128	27,726	3,757	31,483
Seminole	602	22	624	26,985	3,841	30,826
St. Johns	143	95	238	22,686	3,190	25,876
St. Lucie	416	51	467	17,331	1,297	18,628
Sumter	131	4	135	13,263	315	13,578
Suwannee	0	5	5	2,630	79	2,709
Taylor	0	0	0	1,318	59	1,377
Union	0	0	0	761	32	793
Unknown	4	3	7	1,019	178	1,197
Volusia	441	16	457	29,246	4,094	33,340
Wakulla	18	5	23	2,482	53	2,535
Walton	58	0	58	4,978	55	5,033
Washington	0	0	0	1,531	71	1,602
Total	16,471	2,211	18,682	1,224,188	155,314	1,379,502