

COVID-19: vaccine summary

Vaccination data through Jan 21, 2021 as of Jan 22, 2021 at 12:05 AM

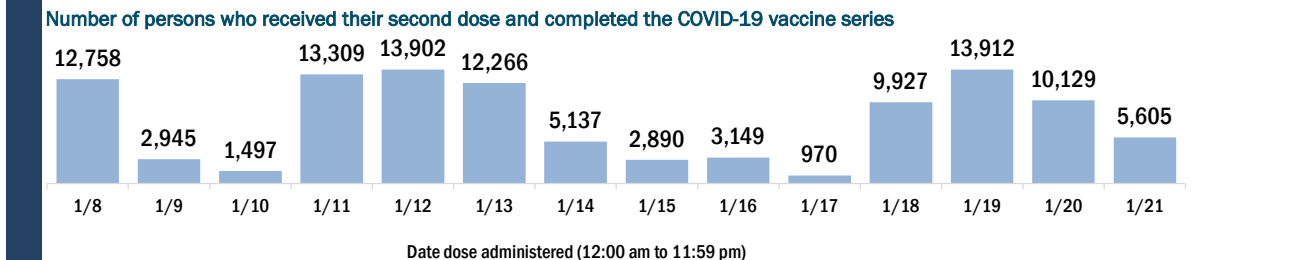
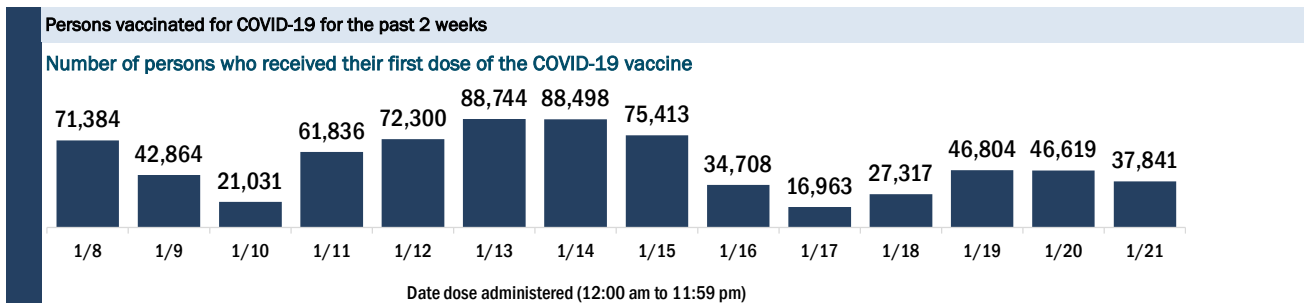
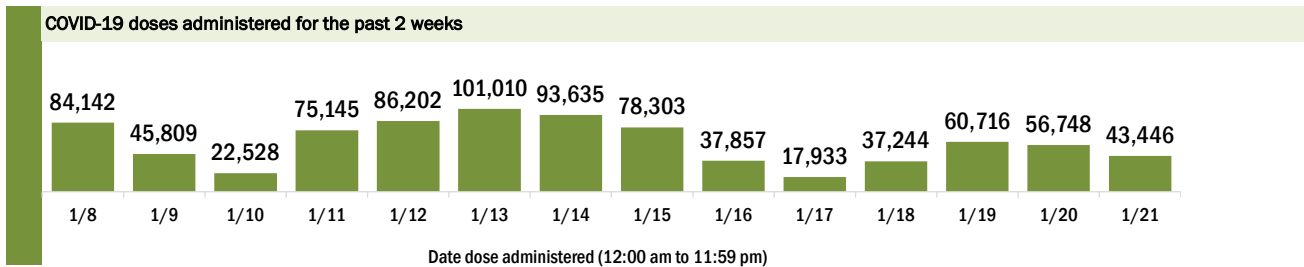
Data in this report are provisional and subject to change.

Data in this summary pertain to COVID-19 vaccines approved by the U.S. Food and Drug Administration and have been issued an Emergency Use Authorization. These data summarize the number of people who have received either their first dose or have completed the series for a COVID-19 vaccine. A person can only be counted in one category, first dose or series complete.

COVID-19 doses administered in Florida	
Doses administered	1,389,149
Total number of doses of the COVID-19 vaccine that have been administered in Florida.	

Persons vaccinated for COVID-19 in Florida	
Total people vaccinated	1,249,804
First dose	1,110,459
Series completed	139,345
First dose: received their first dose of the COVID-19 vaccine.	
Series complete: received all recommended doses of the COVID-19 vaccine to be considered fully immunized.	

Demographic summary	First dose	Series complete	Total people vaccinated
Age group	1,110,459	139,345	1,249,804
16-24 years	16,513	3,659	20,172
25-34 years	51,497	22,235	73,732
35-44 years	63,775	25,978	89,753
45-54 years	77,187	27,361	104,548
55-64 years	99,819	28,202	128,021
65-74 years	444,566	15,501	460,067
75-84 years	255,997	8,518	264,515
85+ years	101,105	7,891	108,996
Race	1,110,459	139,345	1,249,804
American Indian/Alaskan	4,068	382	4,450
Black	53,252	8,565	61,817
Other	161,510	38,035	199,545
Unknown	172,771	16,693	189,464
White	718,858	75,670	794,528
Other race includes Asian, native Hawaiian/Pacific Islander, or other.			
Ethnicity	1,110,459	139,345	1,249,804
Hispanic	94,293	13,462	107,755
Non-Hispanic	522,716	61,434	584,150
Unknown	493,450	64,449	557,899
Gender	1,110,459	139,345	1,249,804
Female	642,744	84,458	727,202
Male	461,114	54,460	515,574
Unknown	6,601	427	7,028



COVID-19: vaccine summary

Vaccination data through Jan 21, 2021 as of Jan 22, 2021 at 12:05 AM

Data in this report are provisional and subject to change.

Number of people who received their first dose or completed their COVID-19 vaccine series yesterday and cumulatively

County of residence	Yesterday (Jan 21)			Cumulative		
	First dose	Series complete	Total people vaccinated	First dose	Series complete	Total people vaccinated
Alachua	803	221	1,024	18,893	6,486	25,379
Baker	92	2	94	1,213	69	1,282
Bay	212	4	216	9,477	121	9,598
Bradford	16	1	17	1,034	124	1,158
Brevard	152	53	205	26,963	2,207	29,170
Broward	4,032	431	4,463	97,318	16,775	114,093
Calhoun	36	0	36	1,127	90	1,217
Charlotte	198	12	210	8,117	651	8,768
Citrus	216	88	304	9,056	509	9,565
Clay	370	70	440	9,427	1,368	10,795
Collier	317	113	430	18,826	2,200	21,026
Columbia	508	11	519	3,567	114	3,681
Dade	3,926	1,155	5,081	121,155	22,102	143,257
Desoto	90	0	90	2,119	35	2,154
Dixie	59	3	62	649	26	675
Duval	2,745	211	2,956	54,232	8,946	63,178
Escambia	1,235	52	1,287	19,577	803	20,380
Flagler	294	11	305	6,074	675	6,749
Franklin	94	0	94	1,067	10	1,077
Gadsden	306	1	307	3,160	37	3,197
Gilchrist	43	2	45	948	122	1,070
Glades	5	0	5	479	0	479
Gulf	124	1	125	1,240	7	1,247
Hamilton	98	0	98	1,008	5	1,013
Hardee	36	0	36	1,126	25	1,151
Hendry	115	1	116	1,636	15	1,651
Hernando	246	210	456	10,274	604	10,878
Highlands	425	6	431	3,743	368	4,111
Hillsborough	907	510	1,417	45,963	10,780	56,743
Holmes	33	2	35	1,090	148	1,238
Indian River	59	21	80	9,079	559	9,638
Jackson	191	4	195	4,340	110	4,450
Jefferson	58	0	58	1,369	17	1,386
Lafayette	6	0	6	536	33	569
Lake	472	8	480	27,114	1,929	29,043
Lee	602	166	768	35,307	3,946	39,253
Leon	738	24	762	21,946	713	22,659
Levy	130	3	133	1,645	133	1,778
Liberty	8	0	8	601	12	613
Madison	162	0	162	1,764	11	1,775
Manatee	802	340	1,142	17,161	1,793	18,954
Marion	918	96	1,014	20,014	1,636	21,650
Martin	510	79	589	10,308	898	11,206
Monroe	176	23	199	4,777	311	5,088
Nassau	227	13	240	5,921	495	6,416
Okaloosa	76	33	109	10,303	431	10,734
Okeechobee	272	1	273	2,116	42	2,158
Orange	1,210	31	1,241	56,585	12,062	68,647
Osceola	391	5	396	11,789	1,420	13,209
Out-Of-State	1,025	50	1,075	41,663	1,496	43,159
Palm Beach	3,426	325	3,751	106,115	5,663	111,778
Pasco	640	246	886	19,230	2,858	22,088
Pinellas	2,204	341	2,545	47,179	9,184	56,363
Polk	1,667	130	1,797	22,174	2,265	24,439
Putnam	171	8	179	2,826	154	2,980
Santa Rosa	239	75	314	12,343	370	12,713
Sarasota	523	98	621	25,942	3,034	28,976
Seminole	443	10	453	24,531	3,704	28,235
St. Johns	635	39	674	20,009	3,052	23,061
St. Lucie	239	171	410	15,887	986	16,873
Sumter	605	6	611	11,619	281	11,900
Suwannee	244	4	248	2,293	69	2,362
Taylor	21	1	22	1,129	56	1,185
Union	12	0	12	673	31	704
Unknown	51	4	55	1,024	108	1,132
Volusia	646	65	711	24,491	3,927	28,418
Wakulla	168	0	168	2,284	26	2,310
Walton	131	5	136	4,302	45	4,347
Washington	9	10	19	1,512	63	1,575
Total	37,840	5,606	43,446	1,110,459	139,345	1,249,804