

COVID-19: vaccine summary

Vaccination data through Jan 20, 2021 as of Jan 21, 2021 at 12:05 AM

Data in this report are provisional and subject to change.

Data in this summary pertain to COVID-19 vaccines approved by the U.S. Food and Drug Administration and have been issued an Emergency Use Authorization. These data summarize the number of people who have received either their first dose or have completed the series for a COVID-19 vaccine. A person can only be counted in one category, first dose or series complete.

COVID-19 doses administered in Florida

Doses administered 1,306,983

Total number of doses of the COVID-19 vaccine that have been administered in Florida.

Persons vaccinated for COVID-19 in Florida

Total people vaccinated 1,183,012

First dose 1,059,041

Series completed 123,971

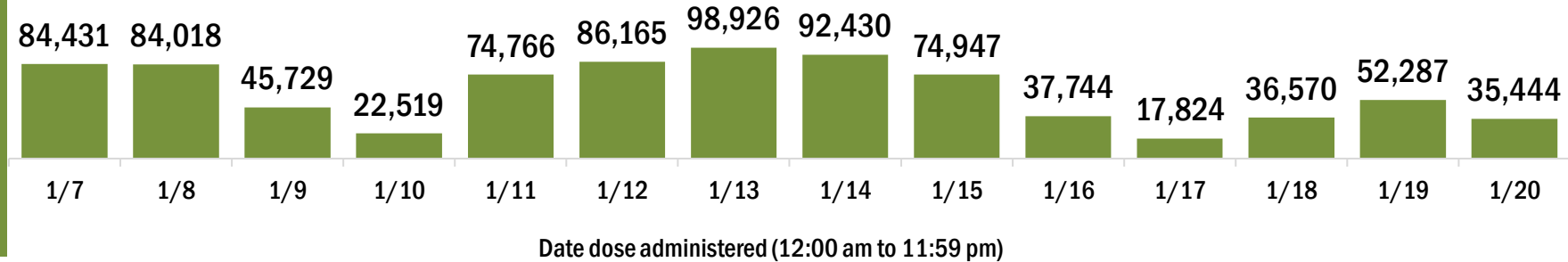
First dose: received their first dose of the COVID-19 vaccine.

Series complete: received all recommended doses of the COVID-19 vaccine to be considered fully immunized.

Demographic summary

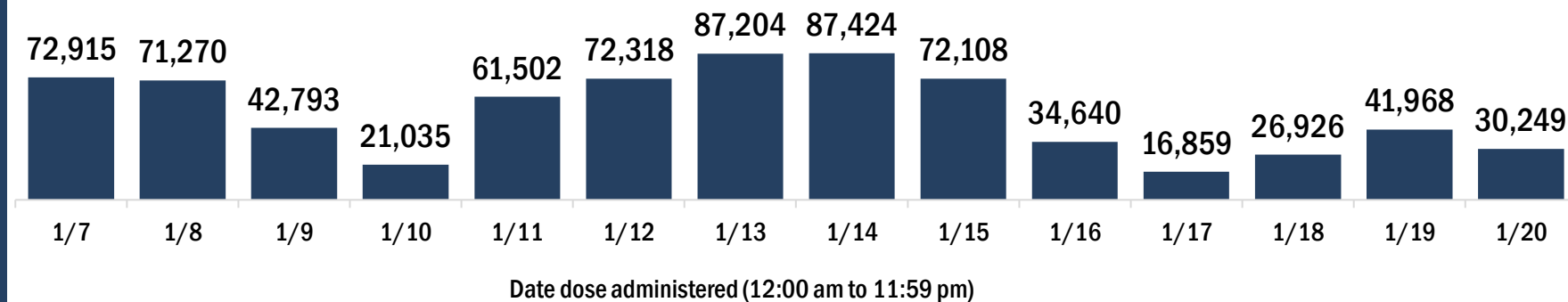
	First dose	Series complete	Total people vaccinated
Age group	1,059,041	123,971	1,183,012
16-24 years	16,284	3,286	19,570
25-34 years	52,045	20,347	72,392
35-44 years	64,310	23,771	88,081
45-54 years	77,536	24,634	102,170
55-64 years	99,200	25,011	124,211
65-74 years	414,970	13,626	428,596
75-84 years	239,262	6,973	246,235
85+ years	95,434	6,323	101,757
Race	1,059,041	123,971	1,183,012
American Indian/Alaskan	3,839	353	4,192
Black	50,618	7,922	58,540
Other	158,054	32,916	190,970
Unknown	166,574	13,905	180,479
White	679,956	68,875	748,831
<i>Other race includes Asian, native Hawaiian/Pacific Islander, or other.</i>			
Ethnicity	1,011,217	111,188	1,122,405
Hispanic	85,734	11,026	96,760
Non-Hispanic	470,898	46,997	517,895
Unknown	454,585	53,165	507,750
Gender	1,059,041	123,971	1,183,012
Female	614,237	74,739	688,976
Male	438,305	48,833	487,138
Unknown	6,499	399	6,898

COVID-19 doses administered for the past 2 weeks

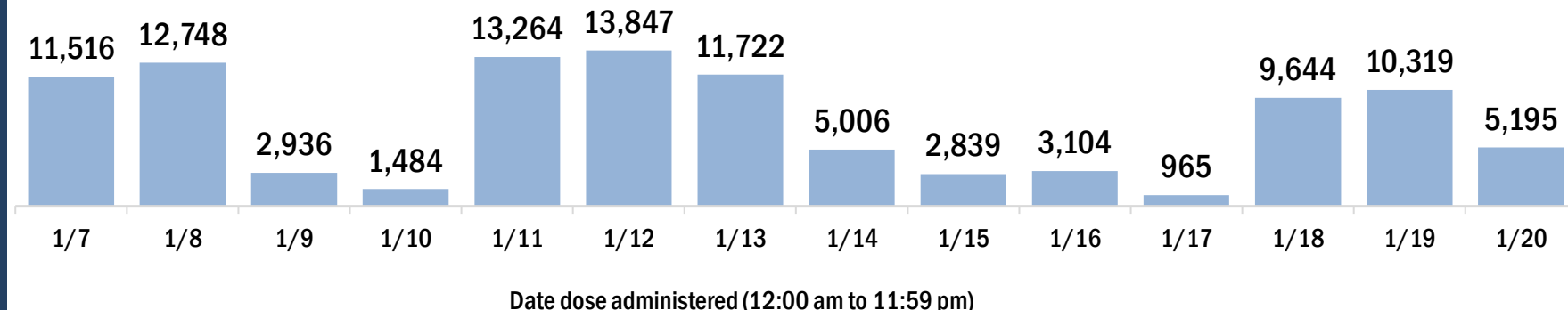


Persons vaccinated for COVID-19 for the past 2 weeks

Number of persons who received their first dose of the COVID-19 vaccine



Number of persons who received their second dose and completed the COVID-19 vaccine series



COVID-19: vaccine summary

Vaccination data through Jan 20, 2021 as of Jan 21, 2021 at 12:05 AM

Data in this report are provisional and subject to change.

Number of people who received their first dose or completed their COVID-19 vaccine series yesterday and cumulatively

County of residence	Yesterday (Jan 20)			Cumulative		
	First dose	Series complete	Total people vaccinated	First dose	Series complete	Total people vaccinated
Alachua	864	88	952	18,151	6,223	24,374
Baker	9	2	11	1,073	63	1,136
Bay	81	10	91	8,757	101	8,858
Bradford	34	2	36	1,016	119	1,135
Brevard	854	16	870	27,036	1,614	28,650
Broward	2,570	746	3,316	90,120	15,838	105,958
Calhoun	52	0	52	1,082	89	1,171
Charlotte	290	9	299	7,960	536	8,496
Citrus	38	33	71	8,661	340	9,001
Clay	302	123	425	8,925	1,244	10,169
Collier	220	58	278	18,042	1,396	19,438
Columbia	37	3	40	3,067	100	3,167
Dade	5,198	1,167	6,365	118,061	19,893	137,954
Desoto	42	0	42	2,021	33	2,054
Dixie	11	0	11	599	12	611
Duval	2,065	158	2,223	50,556	8,477	59,033
Escambia	309	88	397	18,184	675	18,859
Flagler	243	7	250	5,345	652	5,997
Franklin	48	1	49	974	7	981
Gadsden	163	1	164	2,850	24	2,874
Gilchrist	21	0	21	922	94	1,016
Glades	7	0	7	472	0	472
Gulf	1	0	1	1,112	5	1,117
Hamilton	21	0	21	911	4	915
Hardee	98	0	98	1,056	24	1,080
Hendry	86	1	87	1,519	9	1,528
Hernando	251	16	267	10,022	370	10,392
Highlands	58	1	59	3,270	355	3,625
Hillsborough	714	266	980	45,124	9,904	55,028
Holmes	16	34	50	1,119	36	1,155
Indian River	130	18	148	8,425	494	8,919
Jackson	153	24	177	4,182	43	4,225
Jefferson	99	1	100	1,321	8	1,329
Lafayette	62	0	62	548	3	551
Lake	231	157	388	25,954	1,713	27,667
Lee	341	153	494	34,784	3,076	37,860
Leon	280	98	378	21,269	461	21,730
Levy	27	3	30	1,511	125	1,636
Liberty	50	1	51	583	12	595
Madison	38	1	39	1,602	10	1,612
Manatee	271	119	390	16,924	1,056	17,980
Marion	311	110	421	18,968	1,123	20,091
Martin	207	52	259	9,372	657	10,029
Monroe	210	3	213	4,533	279	4,812
Nassau	203	7	210	5,561	457	6,018
Okaloosa	23	60	83	10,020	350	10,370
Okeechobee	48	1	49	1,842	41	1,883
Orange	1,274	290	1,564	54,774	11,607	66,381
Osceola	521	28	549	11,086	1,391	12,477
Out-Of-State	631	45	676	39,710	1,255	40,965
Palm Beach	2,889	577	3,466	101,103	5,012	106,115
Pasco	629	74	703	18,434	2,348	20,782
Pinellas	2,507	51	2,558	44,870	8,655	53,525
Polk	1,385	16	1,401	20,553	1,906	22,459
Putnam	215	0	215	2,531	137	2,668
Santa Rosa	99	35	134	11,996	251	12,247
Sarasota	339	30	369	25,709	1,853	27,562
Seminole	502	102	604	23,278	3,583	26,861
St. Johns	636	33	669	18,919	2,850	21,769
St. Lucie	162	153	315	14,563	785	15,348
Sumter	227	7	234	10,808	182	10,990
Suwannee	247	0	247	2,058	57	2,115
Taylor	11	0	11	1,149	3	1,152
Union	2	0	2	656	31	687
Unknown	33	6	39	947	103	1,050
Volusia	195	63	258	23,011	3,732	26,743
Wakulla	60	3	63	2,084	15	2,099
Walton	99	12	111	3,886	34	3,920
Washington	199	32	231	1,510	36	1,546
Total	30,249	5,195	35,444	1,059,041	123,971	1,183,012