

COVID-19: Florida vaccine summary

Vaccination data through Jun 1, 2021 as of Jun 2, 2021 at 12:05 AM

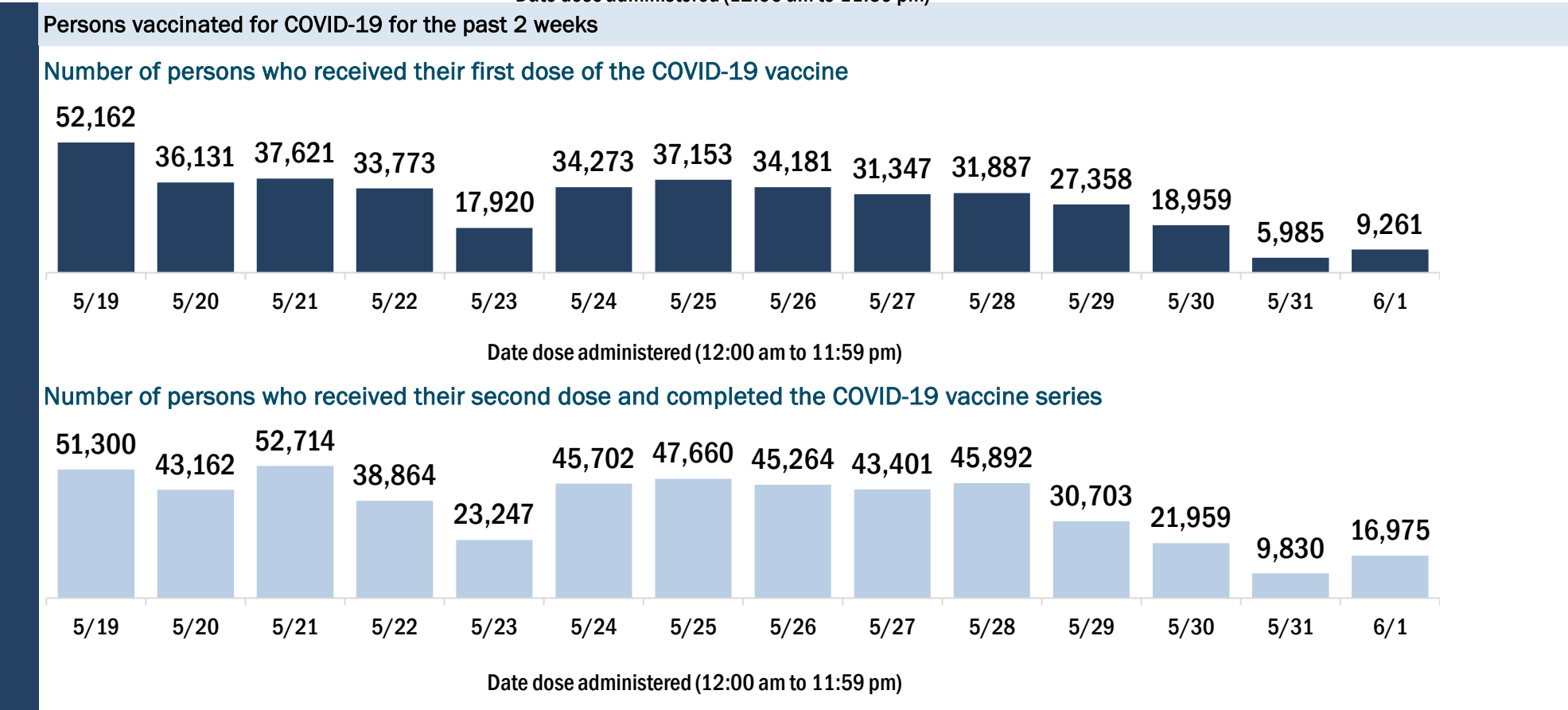
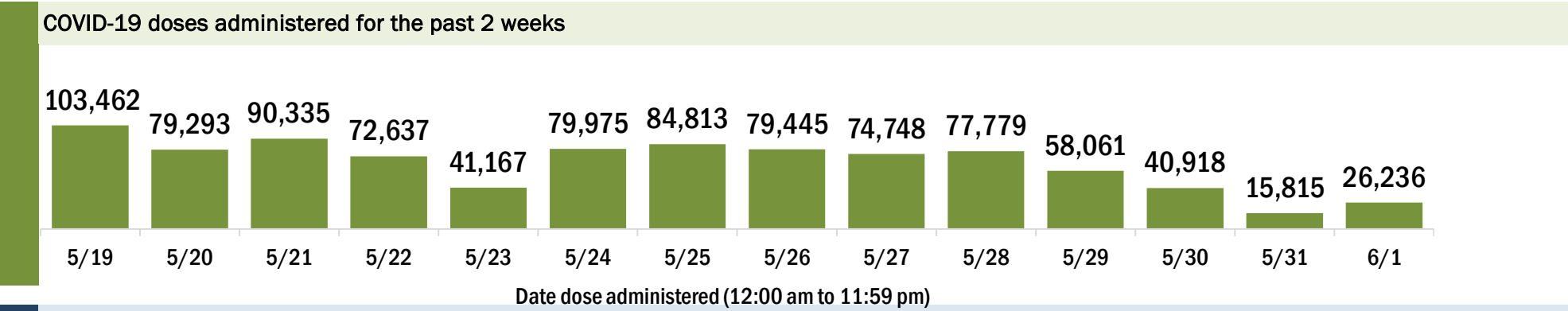
Data in this report are provisional and subject to change. Data are based on county of residence.

Data in this summary pertain to COVID-19 vaccines approved by the U.S. Food and Drug Administration and have been issued an Emergency Use Authorization (Janssen COVID-19 Vaccine, Moderna COVID-19 Vaccine and Pfizer-BioNTech COVID-19 Vaccine). These data summarize the number of people who have received either their first dose or have completed the series for a COVID-19 vaccine. **A person can only be counted in one category, first dose or series complete.** For persons receiving Moderna or Pfizer vaccines, once they receive their second dose, they are moved from the first dose column to the series completed column. **Because of this, the total first dose category may show a change from report to report not matching the total receiving their first dose from the previous day.** Persons receiving Johnson & Johnson vaccines will always be counted in the series completed column.

COVID-19 doses for vaccinated persons in Florida	
Doses administered	17,900,766
People receiving one dose of a 1-dose series (Johnson & Johnson) or receiving only one dose of a 2-dose series (Moderna, Pfizer) count once. Persons receiving both doses of a 2-dose series count twice.	

Current status of persons vaccinated for COVID-19 in Florida	
Total people vaccinated	10,365,752
First dose	2,013,507
Series completed	8,352,245
Completed 1-dose series	817,231
Completed 2-dose series	7,535,014
First dose: current number of people who have only received their first dose of the Moderna or Pfizer vaccine.	
Series complete: current number of people who have received both Moderna or Pfizer vaccine doses or one Johnson & Johnson dose and are considered fully immunized.	

Demographic summary	First dose	Series complete	Total people vaccinated
Age group	2,013,507	8,352,245	10,365,752
12-14 years	89,081	120	89,201
15-24 years	256,063	512,931	768,994
25-34 years	246,510	731,510	978,020
35-44 years	270,819	938,200	1,209,019
45-54 years	289,855	1,203,788	1,493,643
55-64 years	318,164	1,667,207	1,985,371
65-74 years	297,750	1,883,949	2,181,699
75-84 years	172,597	1,062,899	1,235,496
85+ years	72,668	351,641	424,309
Race	2,013,507	8,352,245	10,365,752
White	1,217,257	5,592,640	6,809,897
Black	175,243	575,563	750,806
American Indian/Alaskan	11,178	29,997	41,175
Other	265,738	918,890	1,184,628
Unknown	344,091	1,235,155	1,579,246
Other race includes Asian, native Hawaiian/Pacific Islander, or other.			
Ethnicity	2,013,507	8,352,245	10,365,752
Hispanic	496,371	1,386,621	1,882,992
Non-Hispanic	823,473	4,269,195	5,092,668
Unknown	693,663	2,696,429	3,390,092
Gender	2,013,507	8,352,245	10,365,752
Female	1,061,551	4,565,710	5,627,261
Male	941,576	3,773,901	4,715,477
Unknown	10,380	12,634	23,014



COVID-19: Alachua County vaccine summary

Vaccination data through Jun 1, 2021 as of Jun 2, 2021 at 12:05 AM

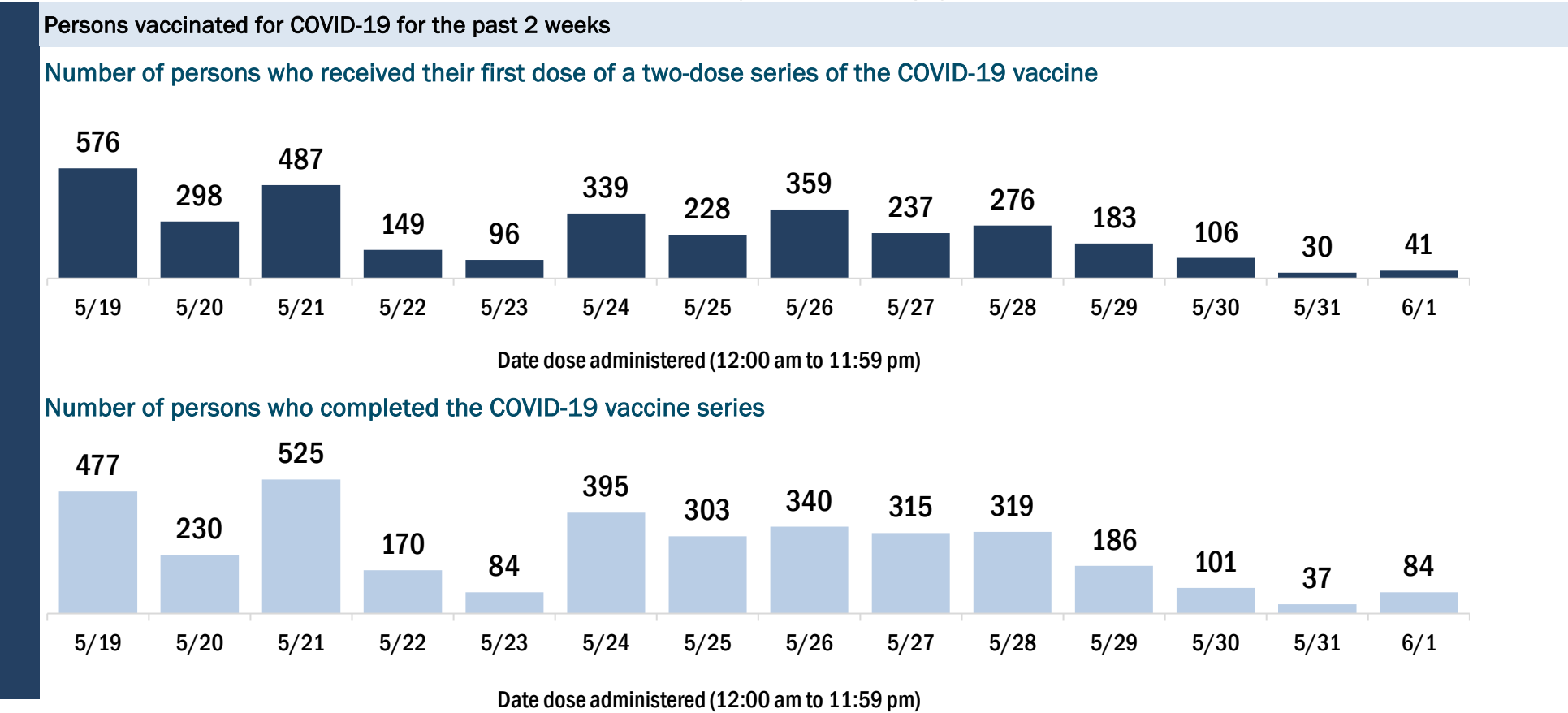
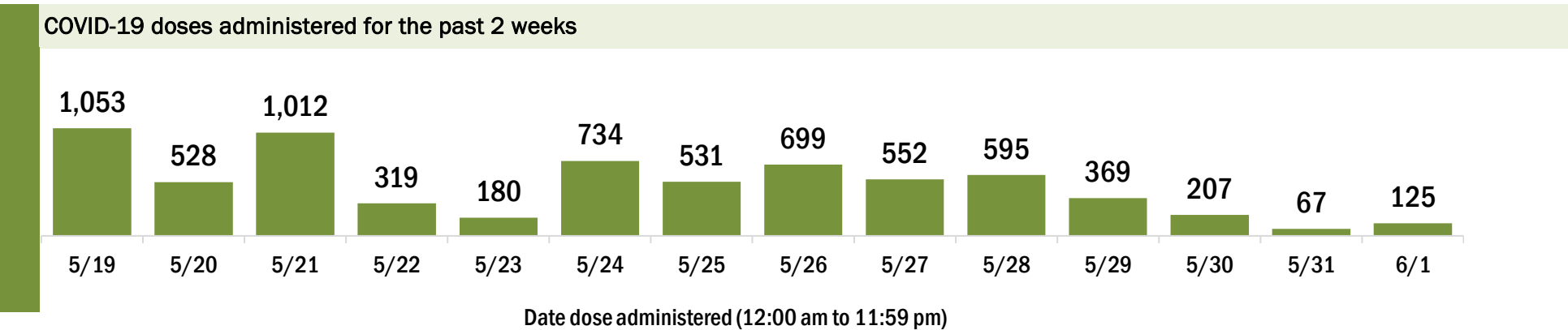
Data in this report are provisional and subject to change.

Data in this summary pertain to COVID-19 vaccines approved by the U.S. Food and Drug Administration and have been issued an Emergency Use Authorization (Janssen COVID-19 Vaccine, Moderna COVID-19 Vaccine and Pfizer-BioNTech COVID-19 Vaccine). These data summarize the number of people who have received either their first dose or have completed the series for a COVID-19 vaccine. **A person can only be counted in one category, first dose or series complete.** For persons receiving Moderna or Pfizer vaccines, once they receive their second dose, they are moved from the first dose column to the series completed column. **Because of this, the total first dose category may show a change from report to report not matching the total receiving their first dose from the previous day.** Persons receiving Johnson & Johnson vaccines will always be counted in the series completed column.

COVID-19 doses for vaccinated persons in Florida	
Doses administered	237,776
People receiving one dose of a 1-dose series (Johnson & Johnson) or receiving only one dose of a 2-dose series (Moderna, Pfizer) count once. Persons receiving both doses of a 2-dose series count twice.	

Current status of persons vaccinated for COVID-19 in Florida	
Total people vaccinated	130,463
First dose	17,839
Series completed	112,624
Completed 1-dose series	5,311
Completed 2-dose series	107,313
First dose: current number of people who have only received their first dose of the Moderna or Pfizer vaccine.	
Series complete: current number of people who have received both Moderna or Pfizer vaccine doses or one Johnson & Johnson dose and are considered fully immunized.	

Demographic summary	First dose	Series complete	Total people vaccinated
Age group	17,839	112,624	130,463
12-14 years	1,740	0	1,740
15-24 years	4,453	19,162	23,615
25-34 years	3,033	18,622	21,655
35-44 years	2,349	14,207	16,556
45-54 years	1,948	13,245	15,193
55-64 years	2,126	16,656	18,782
65-74 years	1,284	18,352	19,636
75-84 years	606	9,049	9,655
85+ years	300	3,331	3,631
Race	17,839	112,624	130,463
White	10,320	77,098	87,418
Black	2,802	11,578	14,380
American Indian/Alaskan	83	379	462
Other	2,958	17,968	20,926
Unknown	1,676	5,601	7,277
Other race includes Asian, native Hawaiian/Pacific Islander, or other.			
Ethnicity	17,839	112,624	130,463
Hispanic	2,327	10,787	13,114
Non-Hispanic	10,085	76,631	86,716
Unknown	5,427	25,206	30,633
Gender	17,839	112,624	130,463
Female	9,346	63,193	72,539
Male	8,423	49,382	57,805
Unknown	70	49	119



COVID-19: Baker County vaccine summary

Vaccination data through Jun 1, 2021 as of Jun 2, 2021 at 12:05 AM

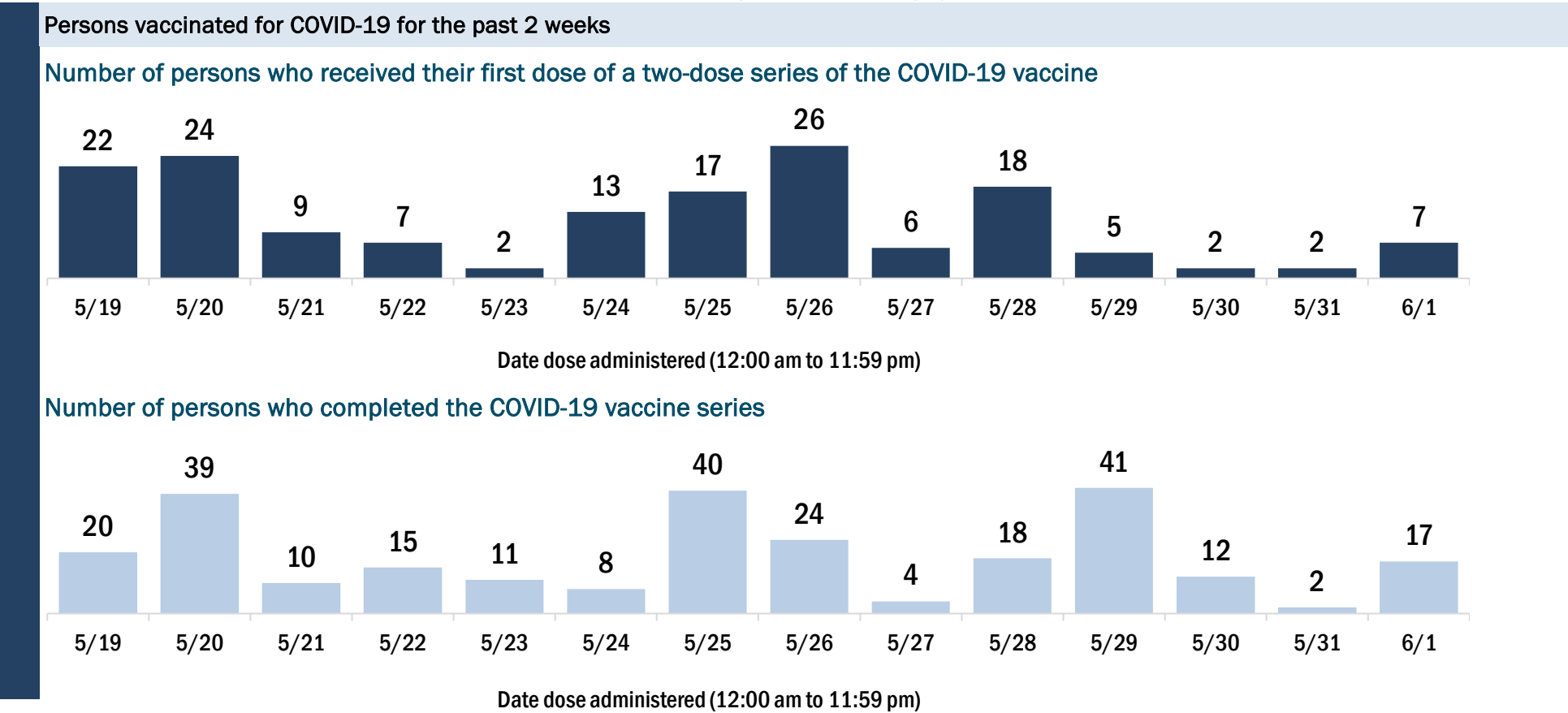
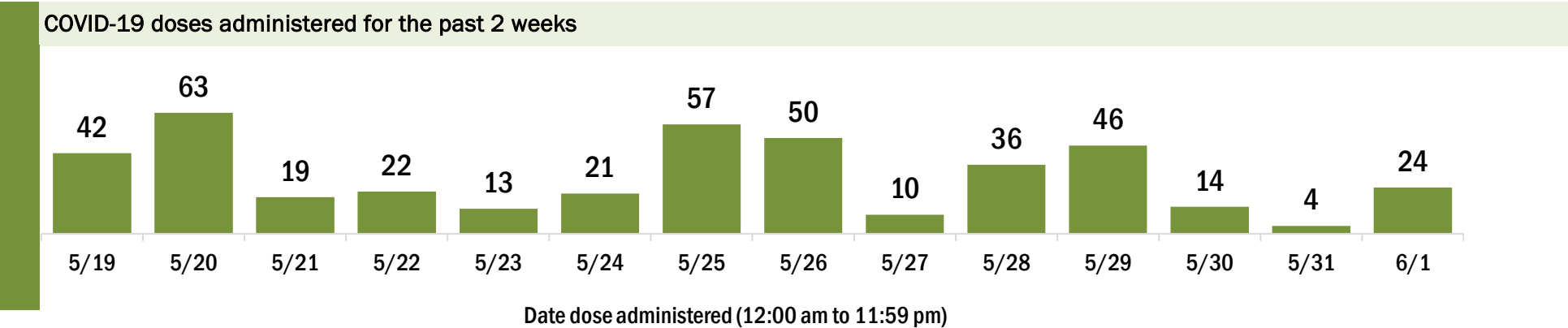
Data in this report are provisional and subject to change.

Data in this summary pertain to COVID-19 vaccines approved by the U.S. Food and Drug Administration and have been issued an Emergency Use Authorization (Janssen COVID-19 Vaccine, Moderna COVID-19 Vaccine and Pfizer-BioNTech COVID-19 Vaccine). These data summarize the number of people who have received either their first dose or have completed the series for a COVID-19 vaccine. **A person can only be counted in one category, first dose or series complete.** For persons receiving Moderna or Pfizer vaccines, once they receive their second dose, they are moved from the first dose column to the series completed column. **Because of this, the total first dose category may show a change from report to report not matching the total receiving their first dose from the previous day.** Persons receiving Johnson & Johnson vaccines will always be counted in the series completed column.

COVID-19 doses for vaccinated persons in Florida	
Doses administered	11,178
People receiving one dose of a 1-dose series (Johnson & Johnson) or receiving only one dose of a 2-dose series (Moderna, Pfizer) count once. Persons receiving both doses of a 2-dose series count twice.	

Current status of persons vaccinated for COVID-19 in Florida	
Total people vaccinated	6,475
First dose	1,521
Series completed	4,954
Completed 1-dose series	251
Completed 2-dose series	4,703
First dose: current number of people who have only received their first dose of the Moderna or Pfizer vaccine.	
Series complete: current number of people who have received both Moderna or Pfizer vaccine doses or one Johnson & Johnson dose and are considered fully immunized.	

Demographic summary	First dose	Series complete	Total people vaccinated
Age group	1,521	4,954	6,475
12-14 years	12	0	12
15-24 years	101	170	271
25-34 years	228	287	515
35-44 years	308	436	744
45-54 years	314	675	989
55-64 years	332	1,106	1,438
65-74 years	140	1,372	1,512
75-84 years	57	710	767
85+ years	29	198	227
Race	1,521	4,954	6,475
White	921	3,925	4,846
Black	446	504	950
American Indian/Alaskan	3	23	26
Other	106	265	371
Unknown	45	237	282
Other race includes Asian, native Hawaiian/Pacific Islander, or other.			
Ethnicity	1,521	4,954	6,475
Hispanic	37	122	159
Non-Hispanic	719	3,690	4,409
Unknown	765	1,142	1,907
Gender	1,521	4,954	6,475
Female	466	2,669	3,135
Male	1,055	2,275	3,330
Unknown	0	10	10



COVID-19: Bay County vaccine summary

Vaccination data through Jun 1, 2021 as of Jun 2, 2021 at 12:05 AM

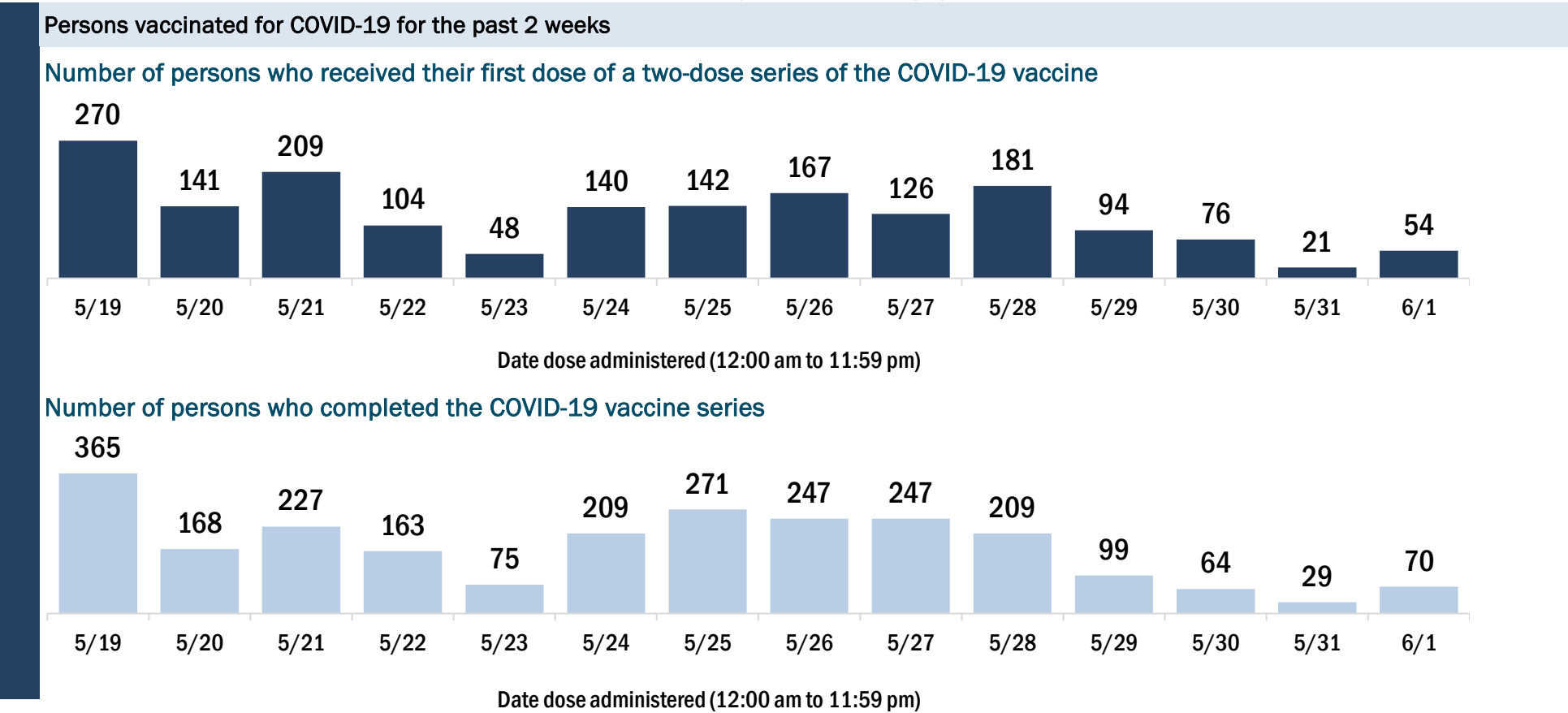
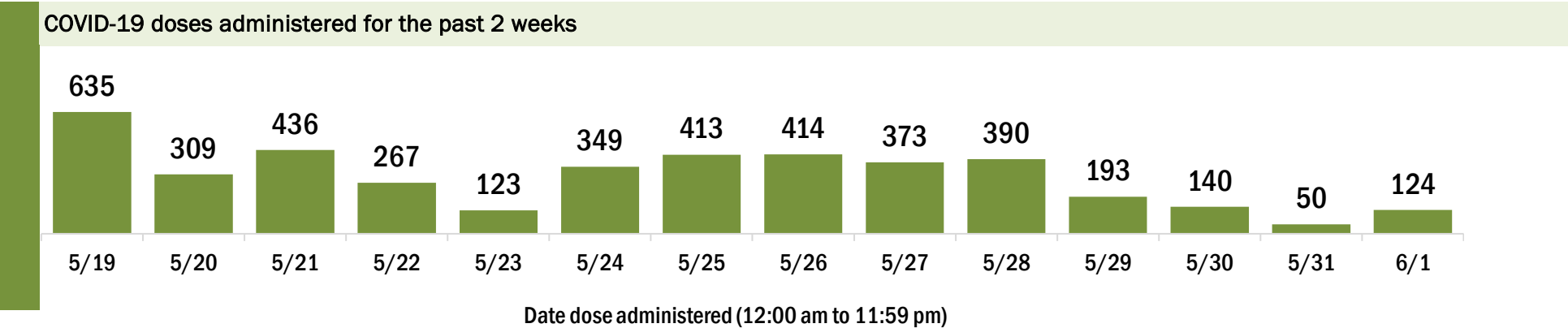
Data in this report are provisional and subject to change.

Data in this summary pertain to COVID-19 vaccines approved by the U.S. Food and Drug Administration and have been issued an Emergency Use Authorization (Janssen COVID-19 Vaccine, Moderna COVID-19 Vaccine and Pfizer-BioNTech COVID-19 Vaccine). These data summarize the number of people who have received either their first dose or have completed the series for a COVID-19 vaccine. **A person can only be counted in one category, first dose or series complete.** For persons receiving Moderna or Pfizer vaccines, once they receive their second dose, they are moved from the first dose column to the series completed column. **Because of this, the total first dose category may show a change from report to report not matching the total receiving their first dose from the previous day.** Persons receiving Johnson & Johnson vaccines will always be counted in the series completed column.

COVID-19 doses for vaccinated persons in Florida	
Doses administered	99,327
People receiving one dose of a 1-dose series (Johnson & Johnson) or receiving only one dose of a 2-dose series (Moderna, Pfizer) count once. Persons receiving both doses of a 2-dose series count twice.	

Current status of persons vaccinated for COVID-19 in Florida	
Total people vaccinated	57,658
First dose	9,486
Series completed	48,172
Completed 1-dose series	6,503
Completed 2-dose series	41,669
First dose: current number of people who have only received their first dose of the Moderna or Pfizer vaccine.	
Series complete: current number of people who have received both Moderna or Pfizer vaccine doses or one Johnson & Johnson dose and are considered fully immunized.	

Demographic summary	First dose	Series complete	Total people vaccinated
Age group	9,486	48,172	57,658
12-14 years	196	0	196
15-24 years	1,126	2,077	3,203
25-34 years	1,130	3,219	4,349
35-44 years	1,292	4,676	5,968
45-54 years	1,496	6,357	7,853
55-64 years	2,015	10,945	12,960
65-74 years	1,332	12,706	14,038
75-84 years	651	6,255	6,906
85+ years	248	1,937	2,185
Race	9,486	48,172	57,658
White	5,866	33,419	39,285
Black	818	3,168	3,986
American Indian/Alaskan	50	230	280
Other	1,297	4,103	5,400
Unknown	1,455	7,252	8,707
Other race includes Asian, native Hawaiian/Pacific Islander, or other.			
Ethnicity	9,486	48,172	57,658
Hispanic	825	2,374	3,199
Non-Hispanic	5,521	29,311	34,832
Unknown	3,140	16,487	19,627
Gender	9,486	48,172	57,658
Female	5,224	26,347	31,571
Male	4,260	21,816	26,076
Unknown	2	9	11



COVID-19: Bradford County vaccine summary

Vaccination data through Jun 1, 2021 as of Jun 2, 2021 at 12:05 AM

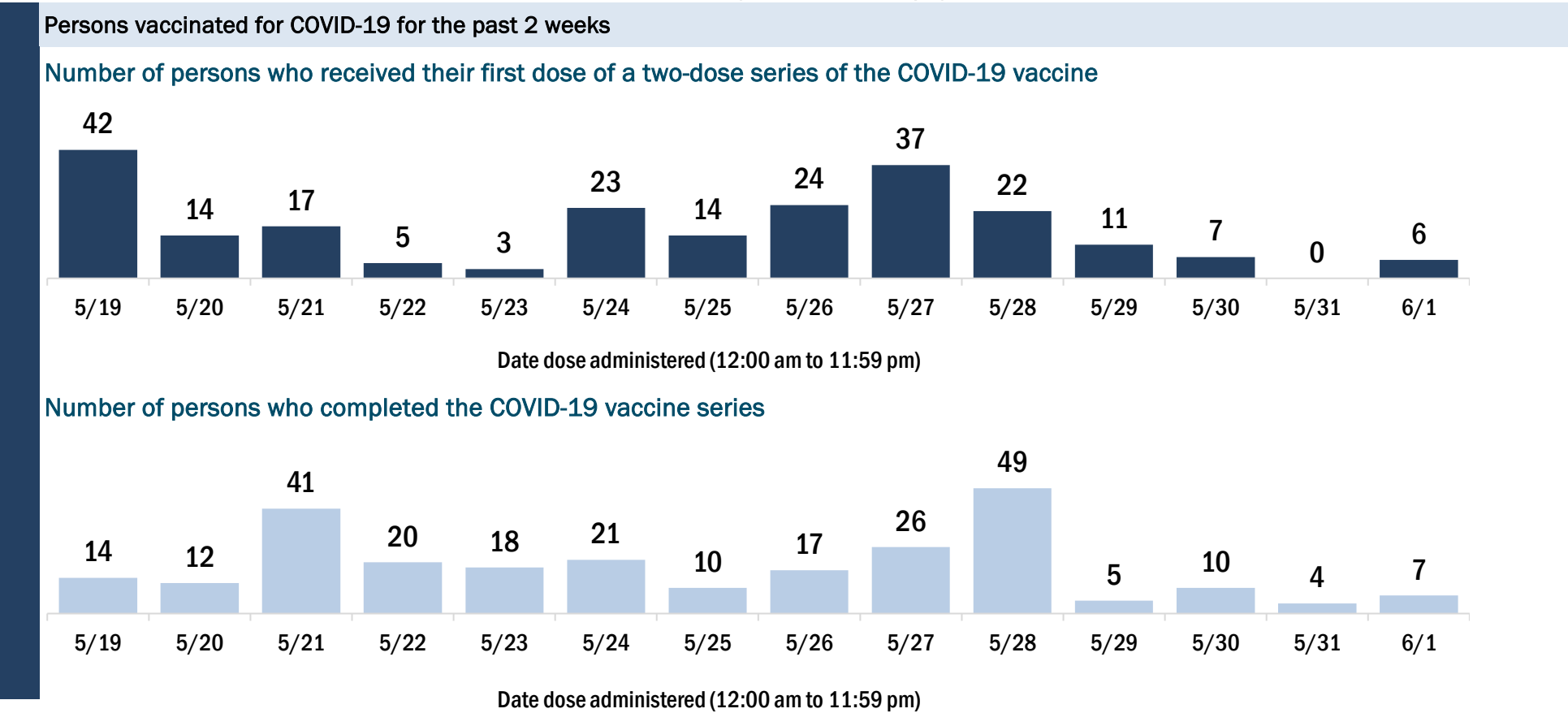
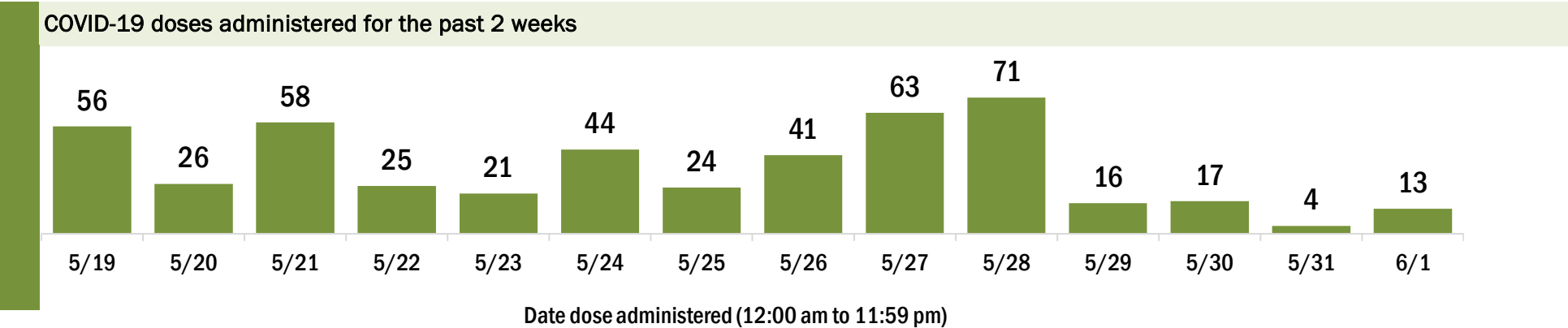
Data in this report are provisional and subject to change.

Data in this summary pertain to COVID-19 vaccines approved by the U.S. Food and Drug Administration and have been issued an Emergency Use Authorization (Janssen COVID-19 Vaccine, Moderna COVID-19 Vaccine and Pfizer-BioNTech COVID-19 Vaccine). These data summarize the number of people who have received either their first dose or have completed the series for a COVID-19 vaccine. **A person can only be counted in one category, first dose or series complete.** For persons receiving Moderna or Pfizer vaccines, once they receive their second dose, they are moved from the first dose column to the series completed column. **Because of this, the total first dose category may show a change from report to report not matching the total receiving their first dose from the previous day.** Persons receiving Johnson & Johnson vaccines will always be counted in the series completed column.

COVID-19 doses for vaccinated persons in Florida	
Doses administered	15,586
People receiving one dose of a 1-dose series (Johnson & Johnson) or receiving only one dose of a 2-dose series (Moderna, Pfizer) count once. Persons receiving both doses of a 2-dose series count twice.	

Current status of persons vaccinated for COVID-19 in Florida	
Total people vaccinated	9,546
First dose	3,082
Series completed	6,464
Completed 1-dose series	424
Completed 2-dose series	6,040
First dose: current number of people who have only received their first dose of the Moderna or Pfizer vaccine.	
Series complete: current number of people who have received both Moderna or Pfizer vaccine doses or one Johnson & Johnson dose and are considered fully immunized.	

Demographic summary	First dose	Series complete	Total people vaccinated
Age group	3,082	6,464	9,546
12-14 years	17	0	17
15-24 years	163	178	341
25-34 years	353	380	733
35-44 years	481	601	1,082
45-54 years	445	827	1,272
55-64 years	863	1,441	2,304
65-74 years	567	1,743	2,310
75-84 years	155	989	1,144
85+ years	38	305	343
Race	3,082	6,464	9,546
White	1,875	4,733	6,608
Black	985	1,049	2,034
American Indian/Alaskan	5	33	38
Other	140	463	603
Unknown	77	186	263
Other race includes Asian, native Hawaiian/Pacific Islander, or other.			
Ethnicity	3,082	6,464	9,546
Hispanic	117	167	284
Non-Hispanic	2,099	5,557	7,656
Unknown	866	740	1,606
Gender	3,082	6,464	9,546
Female	466	3,214	3,680
Male	2,615	3,250	5,865
Unknown	1	0	1



COVID-19: Brevard County vaccine summary

Vaccination data through Jun 1, 2021 as of Jun 2, 2021 at 12:05 AM

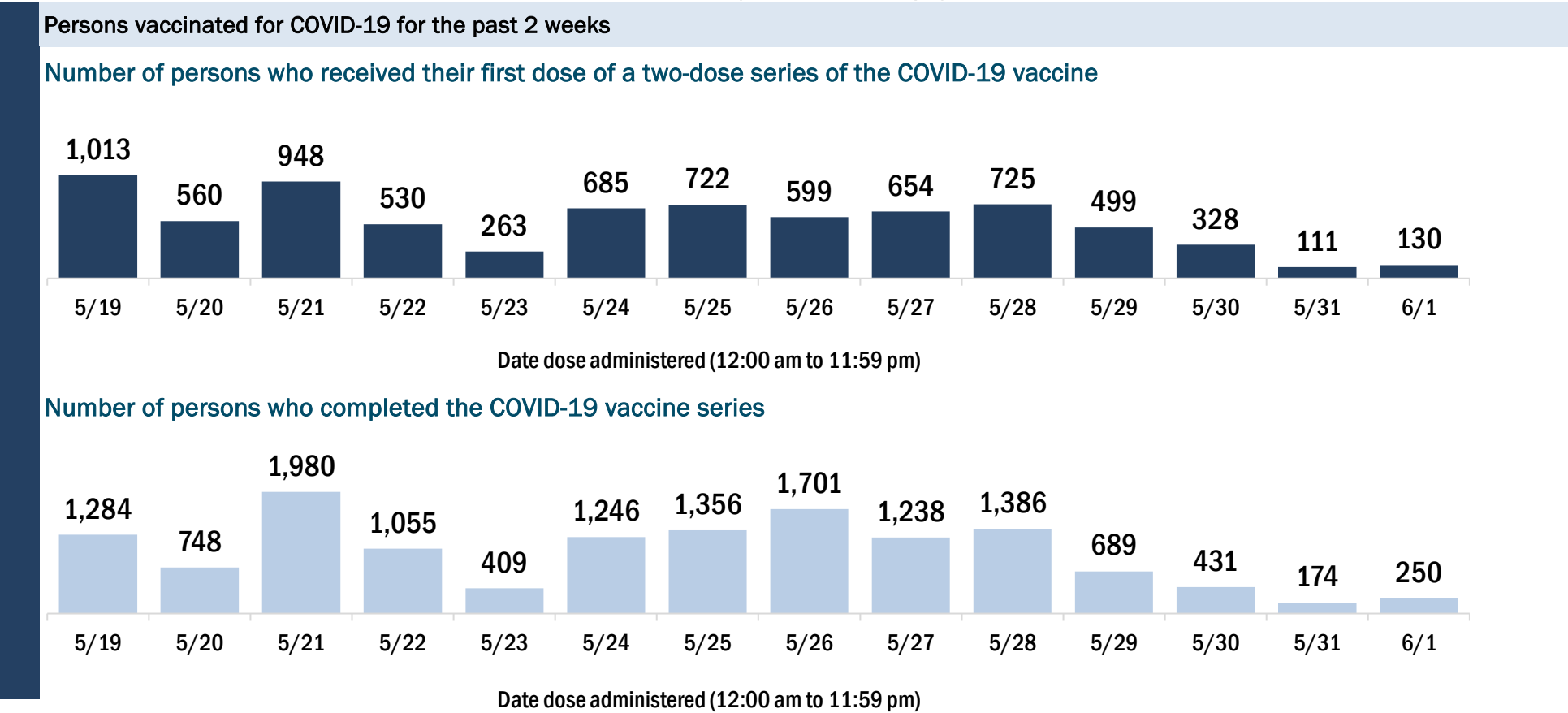
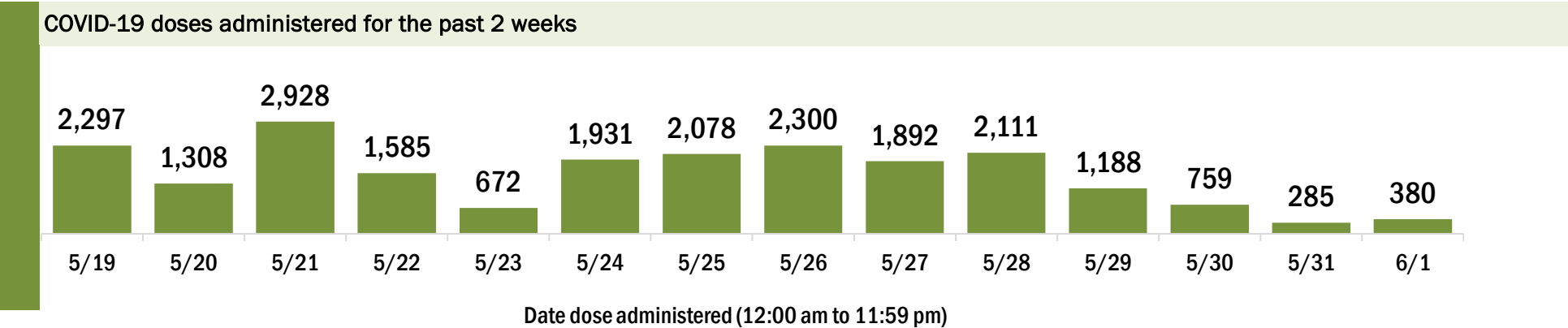
Data in this report are provisional and subject to change.

Data in this summary pertain to COVID-19 vaccines approved by the U.S. Food and Drug Administration and have been issued an Emergency Use Authorization (Janssen COVID-19 Vaccine, Moderna COVID-19 Vaccine and Pfizer-BioNTech COVID-19 Vaccine). These data summarize the number of people who have received either their first dose or have completed the series for a COVID-19 vaccine. **A person can only be counted in one category, first dose or series complete.** For persons receiving Moderna or Pfizer vaccines, once they receive their second dose, they are moved from the first dose column to the series completed column. **Because of this, the total first dose category may show a change from report to report not matching the total receiving their first dose from the previous day.** Persons receiving Johnson & Johnson vaccines will always be counted in the series completed column.

COVID-19 doses for vaccinated persons in Florida	
Doses administered	486,140
People receiving one dose of a 1-dose series (Johnson & Johnson) or receiving only one dose of a 2-dose series (Moderna, Pfizer) count once. Persons receiving both doses of a 2-dose series count twice.	

Current status of persons vaccinated for COVID-19 in Florida	
Total people vaccinated	277,093
First dose	43,665
Series completed	233,428
Completed 1-dose series	24,381
Completed 2-dose series	209,047
First dose: current number of people who have only received their first dose of the Moderna or Pfizer vaccine.	
Series complete: current number of people who have received both Moderna or Pfizer vaccine doses or one Johnson & Johnson dose and are considered fully immunized.	

Demographic summary	First dose	Series complete	Total people vaccinated
Age group	43,665	233,428	277,093
12-14 years	2,032	0	2,032
15-24 years	5,537	11,778	17,315
25-34 years	4,920	16,768	21,688
35-44 years	5,340	20,782	26,122
45-54 years	5,943	28,482	34,425
55-64 years	8,151	52,863	61,014
65-74 years	6,265	58,172	64,437
75-84 years	3,739	32,694	36,433
85+ years	1,738	11,889	13,627
Race	43,665	233,428	277,093
White	27,684	156,696	184,380
Black	3,633	12,654	16,287
American Indian/Alaskan	265	1,022	1,287
Other	5,025	22,545	27,570
Unknown	7,058	40,511	47,569
Other race includes Asian, native Hawaiian/Pacific Islander, or other.			
Ethnicity	43,665	233,428	277,093
Hispanic	4,125	14,223	18,348
Non-Hispanic	23,573	133,911	157,484
Unknown	15,967	85,294	101,261
Gender	43,665	233,428	277,093
Female	23,118	129,151	152,269
Male	20,431	104,036	124,467
Unknown	116	241	357



COVID-19: Broward County vaccine summary

Vaccination data through Jun 1, 2021 as of Jun 2, 2021 at 12:05 AM

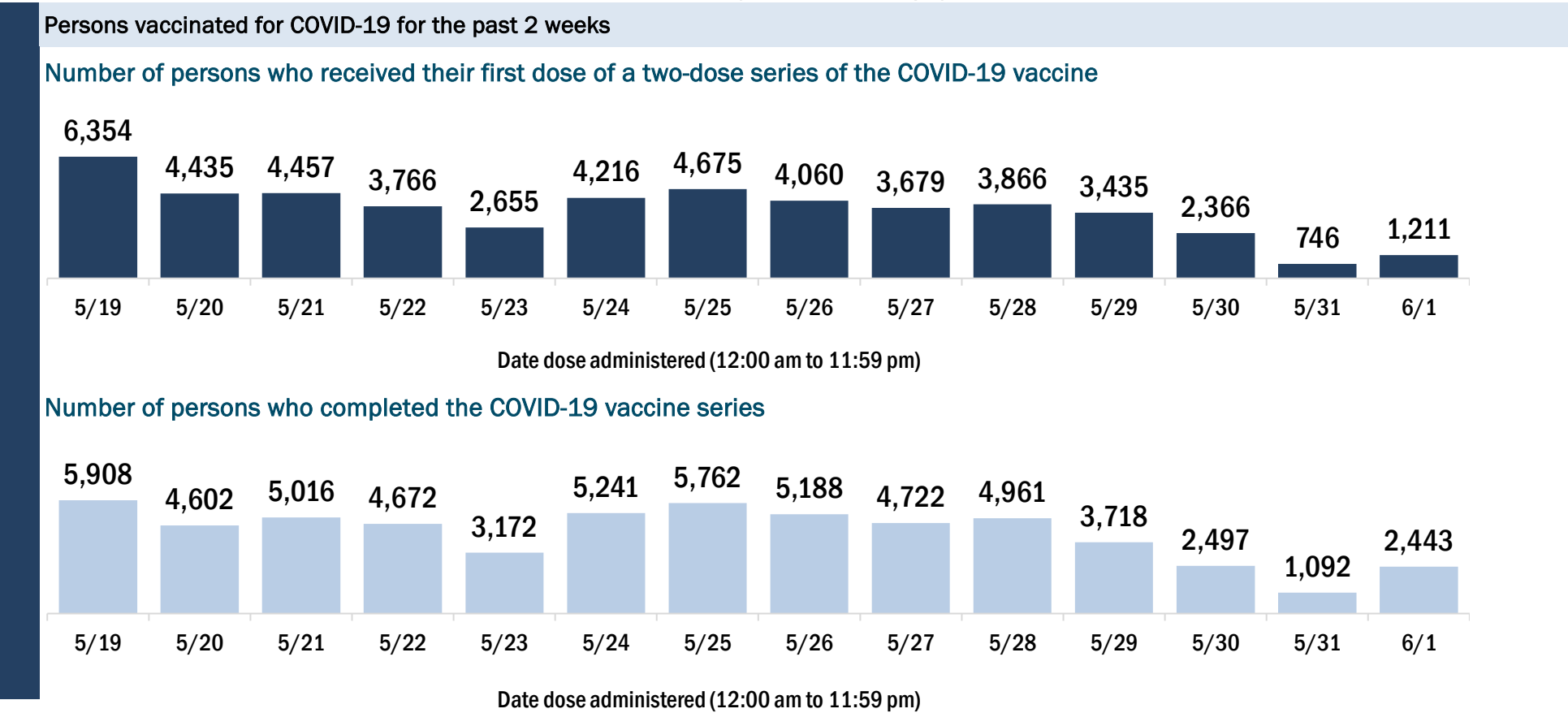
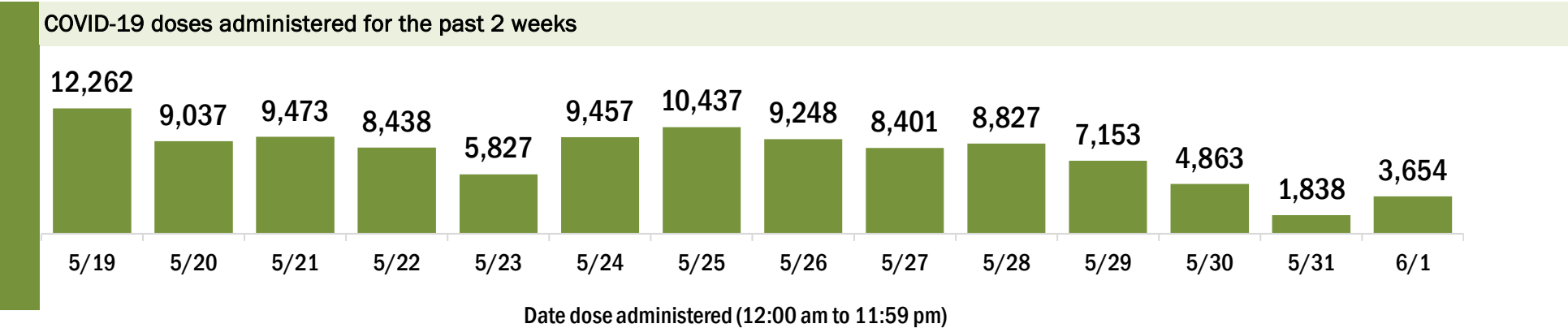
Data in this report are provisional and subject to change.

Data in this summary pertain to COVID-19 vaccines approved by the U.S. Food and Drug Administration and have been issued an Emergency Use Authorization (Janssen COVID-19 Vaccine, Moderna COVID-19 Vaccine and Pfizer-BioNTech COVID-19 Vaccine). These data summarize the number of people who have received either their first dose or have completed the series for a COVID-19 vaccine. **A person can only be counted in one category, first dose or series complete.** For persons receiving Moderna or Pfizer vaccines, once they receive their second dose, they are moved from the first dose column to the series completed column. **Because of this, the total first dose category may show a change from report to report not matching the total receiving their first dose from the previous day.** Persons receiving Johnson & Johnson vaccines will always be counted in the series completed column.

COVID-19 doses for vaccinated persons in Florida	
Doses administered	1,709,957
People receiving one dose of a 1-dose series (Johnson & Johnson) or receiving only one dose of a 2-dose series (Moderna, Pfizer) count once. Persons receiving both doses of a 2-dose series count twice.	

Current status of persons vaccinated for COVID-19 in Florida	
Total people vaccinated	1,003,064
First dose	220,128
Series completed	782,936
Completed 1-dose series	76,043
Completed 2-dose series	706,893
First dose: current number of people who have only received their first dose of the Moderna or Pfizer vaccine.	
Series complete: current number of people who have received both Moderna or Pfizer vaccine doses or one Johnson & Johnson dose and are considered fully immunized.	

Demographic summary	First dose	Series complete	Total people vaccinated
Age group	220,128	782,936	1,003,064
12-14 years	11,236	14	11,250
15-24 years	29,906	54,695	84,601
25-34 years	26,809	75,070	101,879
35-44 years	32,895	105,855	138,750
45-54 years	35,777	138,097	173,874
55-64 years	34,771	168,163	202,934
65-74 years	27,513	143,336	170,849
75-84 years	14,388	71,674	86,062
85+ years	6,833	26,032	32,865
Race	220,128	782,936	1,003,064
White	120,741	471,057	591,798
Black	32,180	96,824	129,004
American Indian/Alaskan	1,278	3,250	4,528
Other	27,811	94,973	122,784
Unknown	38,118	116,832	154,950
Other race includes Asian, native Hawaiian/Pacific Islander, or other.			
Ethnicity	220,128	782,936	1,003,064
Hispanic	70,857	191,746	262,603
Non-Hispanic	80,560	360,793	441,353
Unknown	68,711	230,397	299,108
Gender	220,128	782,936	1,003,064
Female	116,281	418,588	534,869
Male	103,286	362,882	466,168
Unknown	561	1,466	2,027



COVID-19: Calhoun County vaccine summary

Vaccination data through Jun 1, 2021 as of Jun 2, 2021 at 12:05 AM

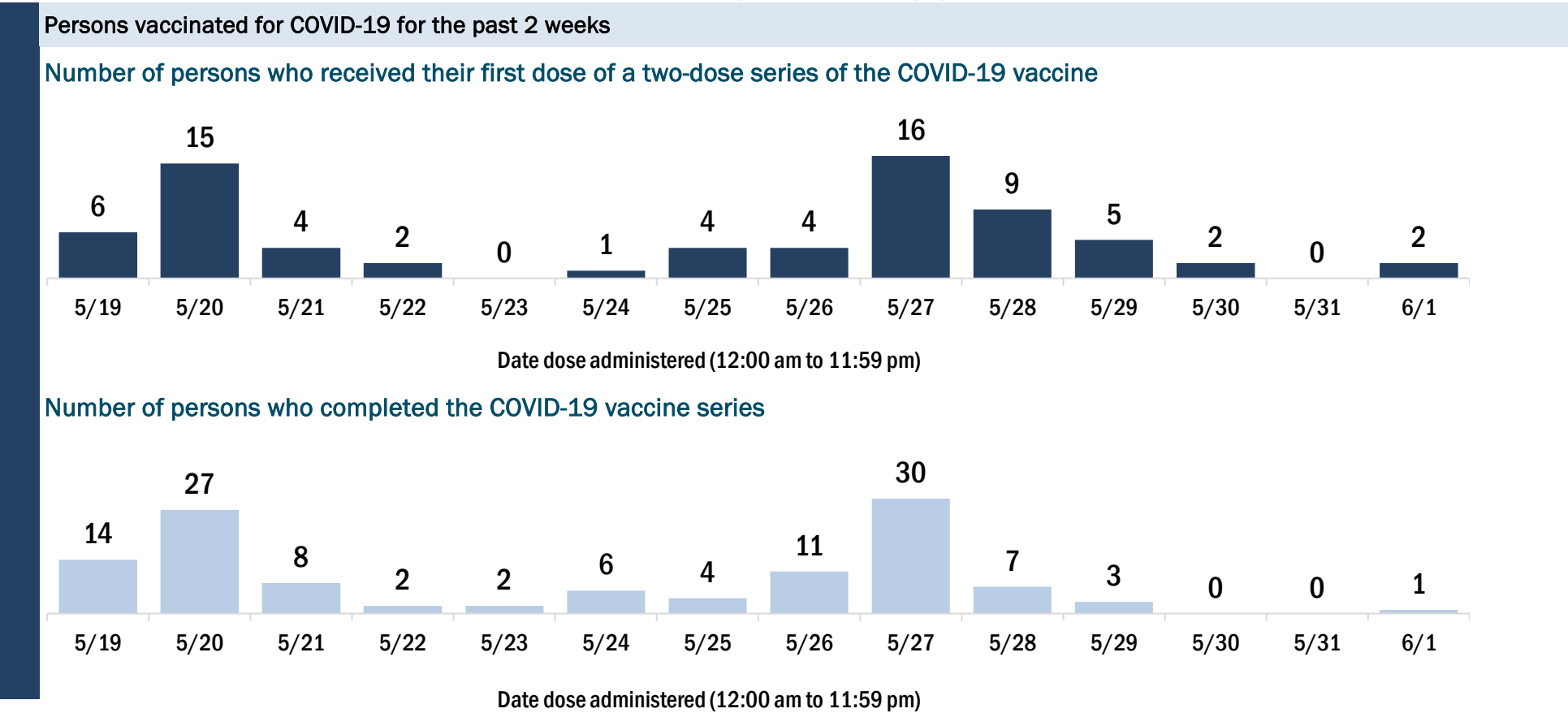
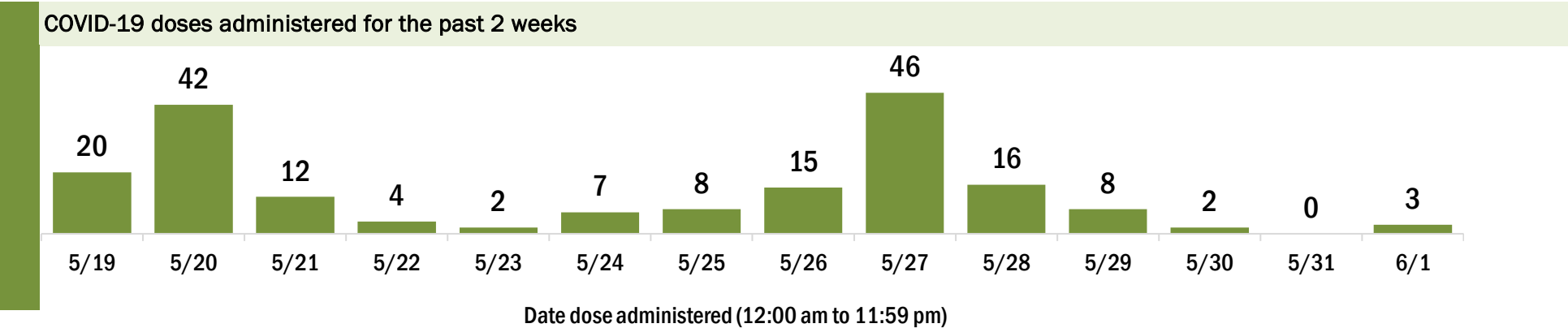
Data in this report are provisional and subject to change.

Data in this summary pertain to COVID-19 vaccines approved by the U.S. Food and Drug Administration and have been issued an Emergency Use Authorization (Janssen COVID-19 Vaccine, Moderna COVID-19 Vaccine and Pfizer-BioNTech COVID-19 Vaccine). These data summarize the number of people who have received either their first dose or have completed the series for a COVID-19 vaccine. **A person can only be counted in one category, first dose or series complete.** For persons receiving Moderna or Pfizer vaccines, once they receive their second dose, they are moved from the first dose column to the series completed column. **Because of this, the total first dose category may show a change from report to report not matching the total receiving their first dose from the previous day.** Persons receiving Johnson & Johnson vaccines will always be counted in the series completed column.

COVID-19 doses for vaccinated persons in Florida	
Doses administered	6,440
People receiving one dose of a 1-dose series (Johnson & Johnson) or receiving only one dose of a 2-dose series (Moderna, Pfizer) count once. Persons receiving both doses of a 2-dose series count twice.	

Current status of persons vaccinated for COVID-19 in Florida	
Total people vaccinated	3,589
First dose	481
Series completed	3,108
Completed 1-dose series	257
Completed 2-dose series	2,851
First dose: current number of people who have only received their first dose of the Moderna or Pfizer vaccine.	
Series complete: current number of people who have received both Moderna or Pfizer vaccine doses or one Johnson & Johnson dose and are considered fully immunized.	

Demographic summary	First dose	Series complete	Total people vaccinated
Age group	481	3,108	3,589
12-14 years	7	0	7
15-24 years	50	74	124
25-34 years	33	161	194
35-44 years	66	272	338
45-54 years	83	396	479
55-64 years	100	634	734
65-74 years	76	888	964
75-84 years	49	495	544
85+ years	17	188	205
Race	481	3,108	3,589
White	316	2,137	2,453
Black	74	347	421
American Indian/Alaskan	3	18	21
Other	43	371	414
Unknown	45	235	280
Other race includes Asian, native Hawaiian/Pacific Islander, or other.			
Ethnicity	481	3,108	3,589
Hispanic	11	59	70
Non-Hispanic	213	1,534	1,747
Unknown	257	1,515	1,772
Gender	481	3,108	3,589
Female	214	1,517	1,731
Male	267	1,590	1,857
Unknown	0	1	1



COVID-19: Charlotte County vaccine summary

Vaccination data through Jun 1, 2021 as of Jun 2, 2021 at 12:05 AM

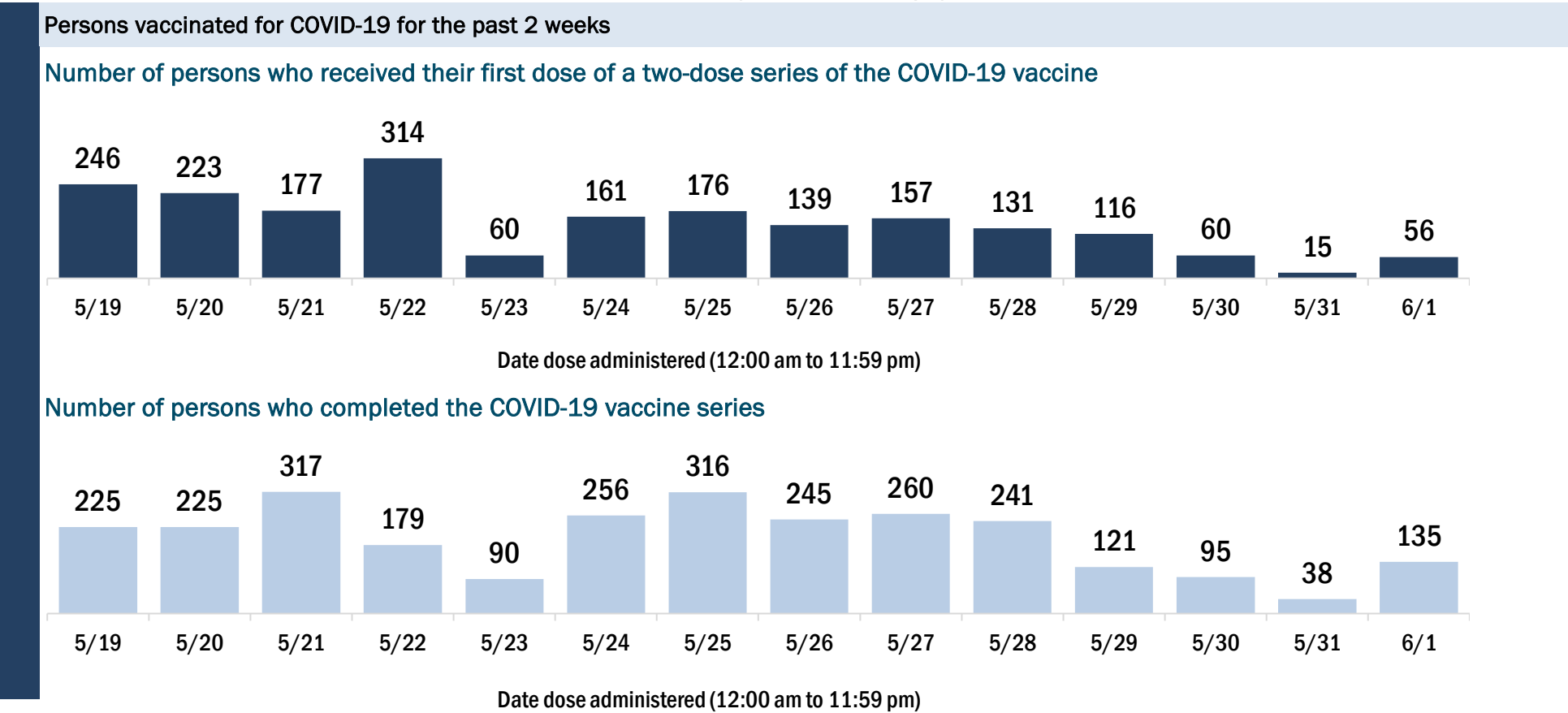
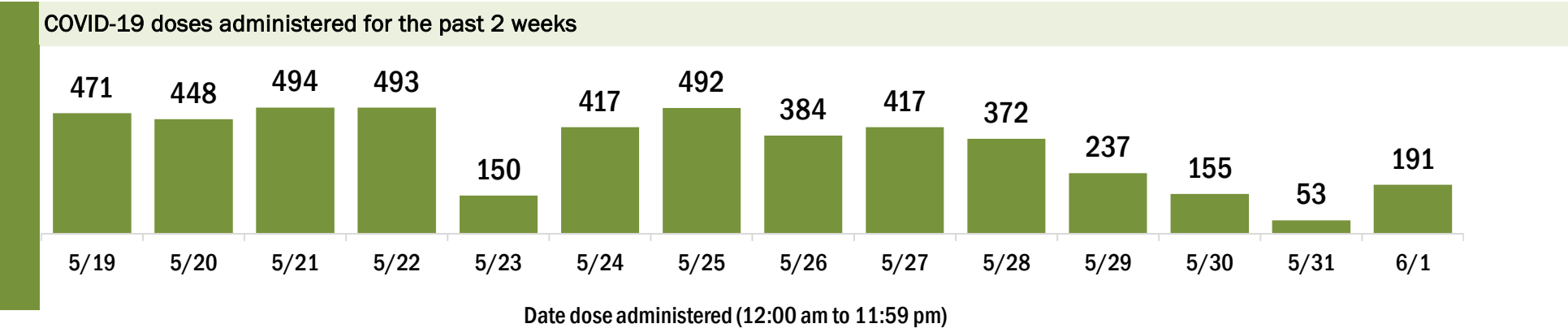
Data in this report are provisional and subject to change.

Data in this summary pertain to COVID-19 vaccines approved by the U.S. Food and Drug Administration and have been issued an Emergency Use Authorization (Janssen COVID-19 Vaccine, Moderna COVID-19 Vaccine and Pfizer-BioNTech COVID-19 Vaccine). These data summarize the number of people who have received either their first dose or have completed the series for a COVID-19 vaccine. **A person can only be counted in one category, first dose or series complete.** For persons receiving Moderna or Pfizer vaccines, once they receive their second dose, they are moved from the first dose column to the series completed column. **Because of this, the total first dose category may show a change from report to report not matching the total receiving their first dose from the previous day.** Persons receiving Johnson & Johnson vaccines will always be counted in the series completed column.

COVID-19 doses for vaccinated persons in Florida	
Doses administered	189,971
People receiving one dose of a 1-dose series (Johnson & Johnson) or receiving only one dose of a 2-dose series (Moderna, Pfizer) count once. Persons receiving both doses of a 2-dose series count twice.	

Current status of persons vaccinated for COVID-19 in Florida	
Total people vaccinated	109,853
First dose	22,882
Series completed	86,971
Completed 1-dose series	6,853
Completed 2-dose series	80,118
First dose: current number of people who have only received their first dose of the Moderna or Pfizer vaccine.	
Series complete: current number of people who have received both Moderna or Pfizer vaccine doses or one Johnson & Johnson dose and are considered fully immunized.	

Demographic summary	First dose	Series complete	Total people vaccinated
Age group	22,882	86,971	109,853
12-14 years	361	0	361
15-24 years	1,160	1,748	2,908
25-34 years	1,043	2,378	3,421
35-44 years	1,316	3,317	4,633
45-54 years	2,154	6,493	8,647
55-64 years	4,838	17,170	22,008
65-74 years	6,456	31,656	38,112
75-84 years	4,145	18,676	22,821
85+ years	1,409	5,533	6,942
Race	22,882	86,971	109,853
White	17,030	65,711	82,741
Black	776	1,958	2,734
American Indian/Alaskan	147	354	501
Other	1,790	5,878	7,668
Unknown	3,139	13,070	16,209
Other race includes Asian, native Hawaiian/Pacific Islander, or other.			
Ethnicity	22,882	86,971	109,853
Hispanic	1,110	2,783	3,893
Non-Hispanic	13,321	52,593	65,914
Unknown	8,451	31,595	40,046
Gender	22,882	86,971	109,853
Female	12,013	47,771	59,784
Male	10,834	39,171	50,005
Unknown	35	29	64



COVID-19: Citrus County vaccine summary

Vaccination data through Jun 1, 2021 as of Jun 2, 2021 at 12:05 AM

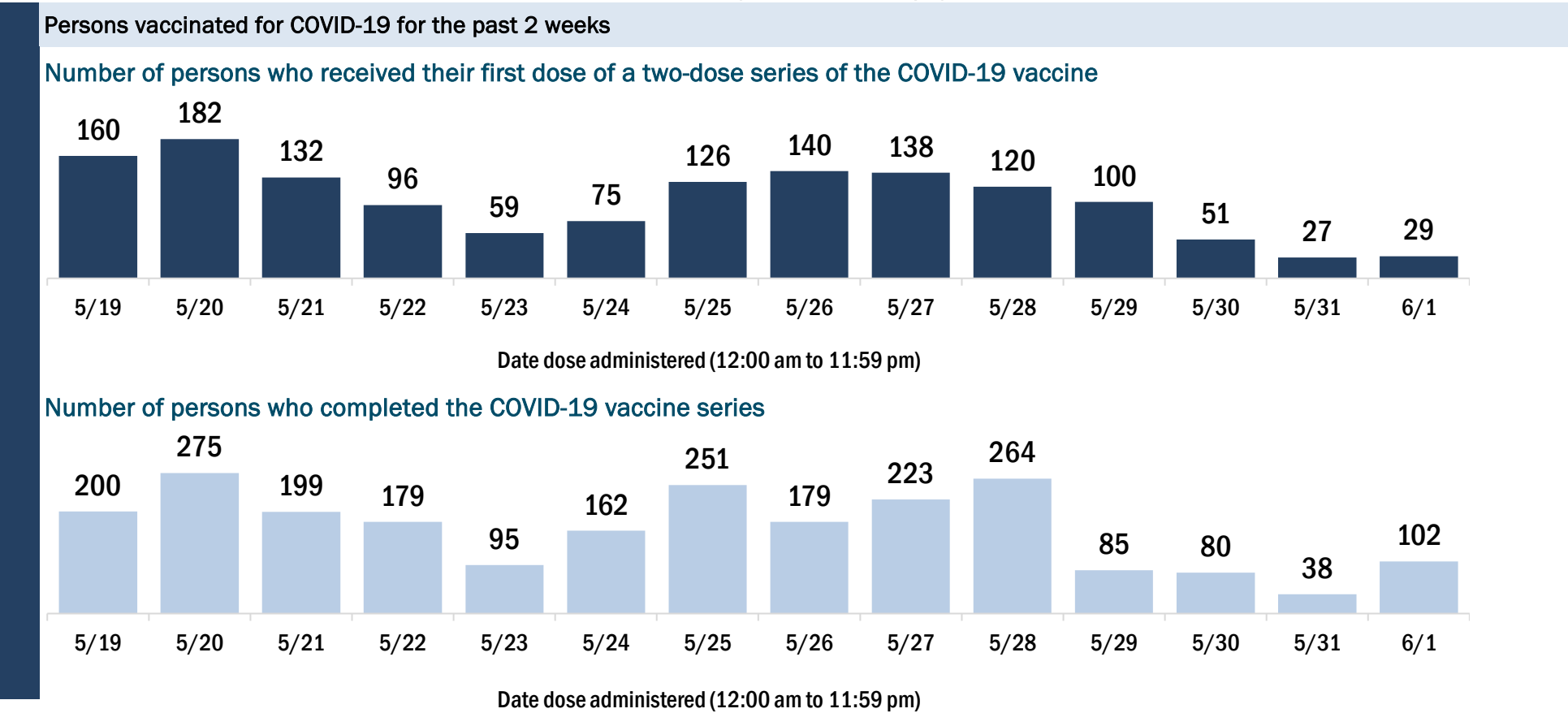
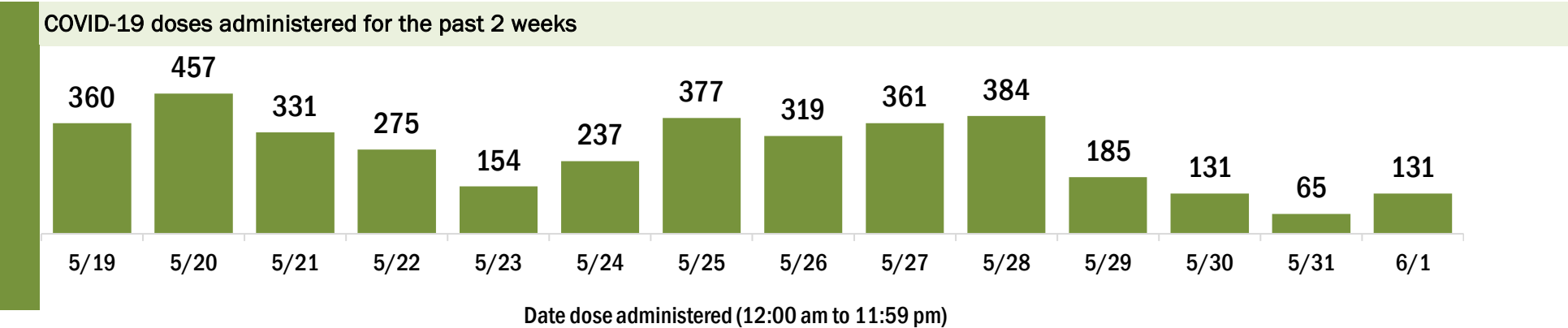
Data in this report are provisional and subject to change.

Data in this summary pertain to COVID-19 vaccines approved by the U.S. Food and Drug Administration and have been issued an Emergency Use Authorization (Janssen COVID-19 Vaccine, Moderna COVID-19 Vaccine and Pfizer-BioNTech COVID-19 Vaccine). These data summarize the number of people who have received either their first dose or have completed the series for a COVID-19 vaccine. **A person can only be counted in one category, first dose or series complete.** For persons receiving Moderna or Pfizer vaccines, once they receive their second dose, they are moved from the first dose column to the series completed column. **Because of this, the total first dose category may show a change from report to report not matching the total receiving their first dose from the previous day.** Persons receiving Johnson & Johnson vaccines will always be counted in the series completed column.

COVID-19 doses for vaccinated persons in Florida	
Doses administered	119,608
People receiving one dose of a 1-dose series (Johnson & Johnson) or receiving only one dose of a 2-dose series (Moderna, Pfizer) count once. Persons receiving both doses of a 2-dose series count twice.	

Current status of persons vaccinated for COVID-19 in Florida	
Total people vaccinated	65,905
First dose	9,402
Series completed	56,503
Completed 1-dose series	2,800
Completed 2-dose series	53,703
First dose: current number of people who have only received their first dose of the Moderna or Pfizer vaccine.	
Series complete: current number of people who have received both Moderna or Pfizer vaccine doses or one Johnson & Johnson dose and are considered fully immunized.	

Demographic summary	First dose	Series complete	Total people vaccinated
Age group	9,402	56,503	65,905
12-14 years	162	0	162
15-24 years	698	1,224	1,922
25-34 years	584	1,621	2,205
35-44 years	652	2,238	2,890
45-54 years	1,128	4,157	5,285
55-64 years	1,830	10,484	12,314
65-74 years	2,358	19,804	22,162
75-84 years	1,492	13,127	14,619
85+ years	498	3,848	4,346
Race	9,402	56,503	65,905
White	6,981	42,778	49,759
Black	228	868	1,096
American Indian/Alaskan	53	299	352
Other	717	3,694	4,411
Unknown	1,423	8,864	10,287
Other race includes Asian, native Hawaiian/Pacific Islander, or other.			
Ethnicity	9,402	56,503	65,905
Hispanic	462	1,936	2,398
Non-Hispanic	5,625	33,999	39,624
Unknown	3,315	20,568	23,883
Gender	9,402	56,503	65,905
Female	5,135	31,769	36,904
Male	4,246	24,719	28,965
Unknown	21	15	36



COVID-19: Clay County vaccine summary

Vaccination data through Jun 1, 2021 as of Jun 2, 2021 at 12:05 AM

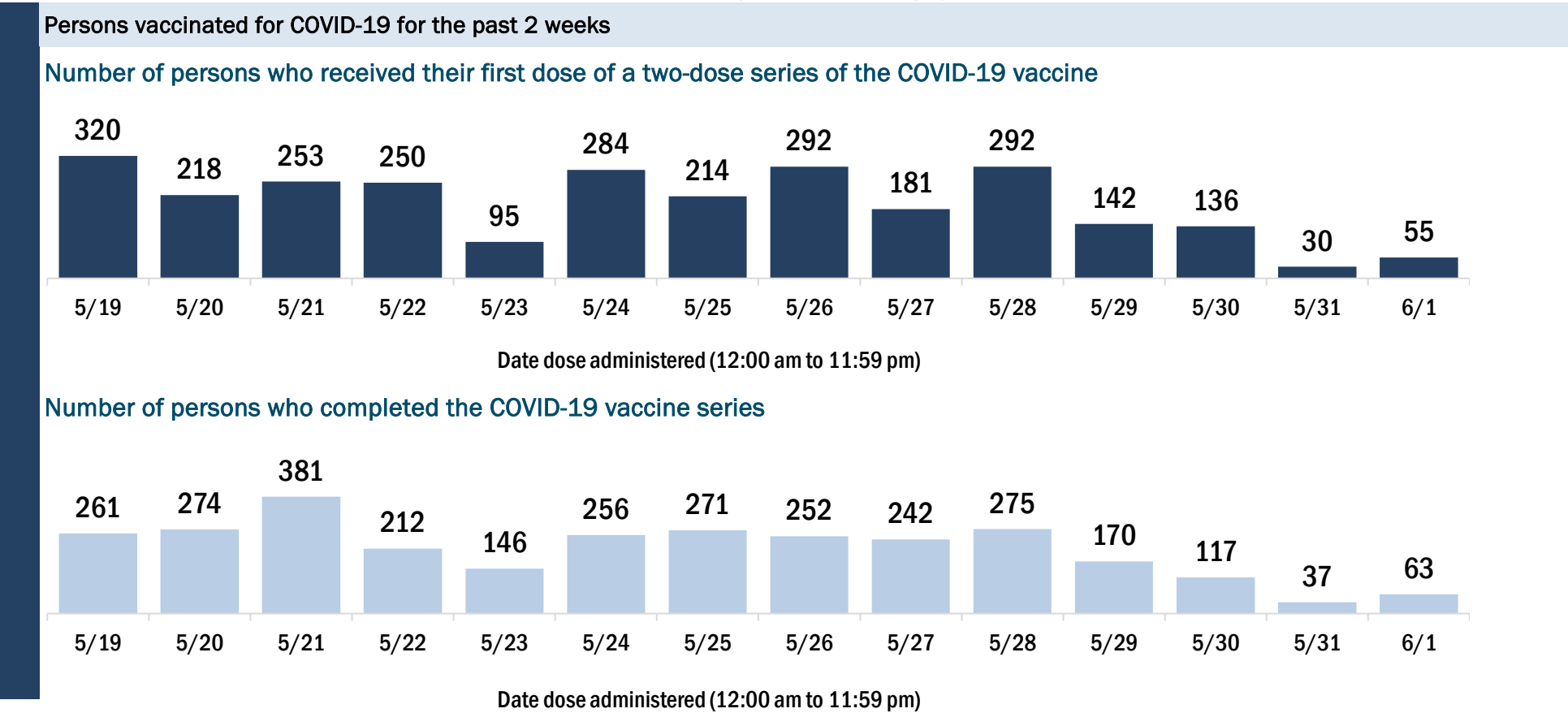
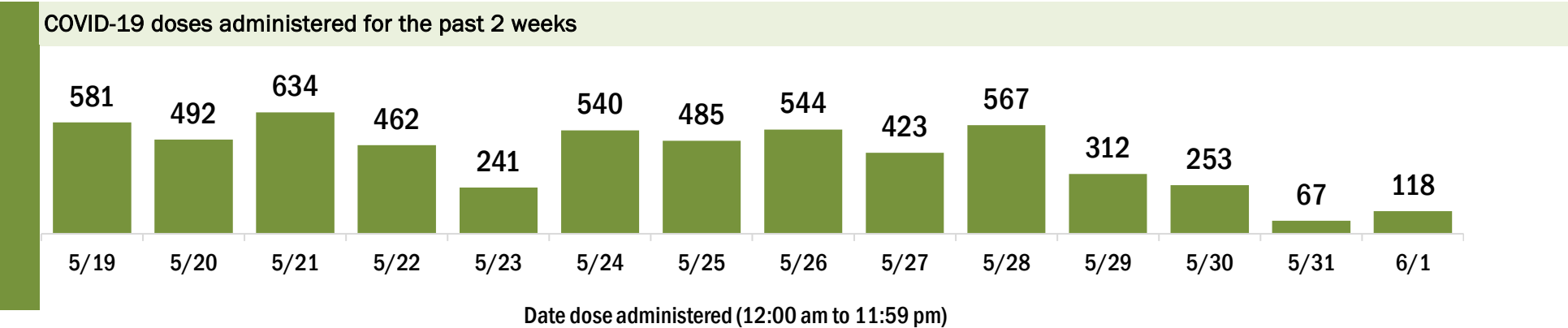
Data in this report are provisional and subject to change.

Data in this summary pertain to COVID-19 vaccines approved by the U.S. Food and Drug Administration and have been issued an Emergency Use Authorization (Janssen COVID-19 Vaccine, Moderna COVID-19 Vaccine and Pfizer-BioNTech COVID-19 Vaccine). These data summarize the number of people who have received either their first dose or have completed the series for a COVID-19 vaccine. **A person can only be counted in one category, first dose or series complete.** For persons receiving Moderna or Pfizer vaccines, once they receive their second dose, they are moved from the first dose column to the series completed column. **Because of this, the total first dose category may show a change from report to report not matching the total receiving their first dose from the previous day.** Persons receiving Johnson & Johnson vaccines will always be counted in the series completed column.

COVID-19 doses for vaccinated persons in Florida	
Doses administered	128,392
People receiving one dose of a 1-dose series (Johnson & Johnson) or receiving only one dose of a 2-dose series (Moderna, Pfizer) count once. Persons receiving both doses of a 2-dose series count twice.	

Current status of persons vaccinated for COVID-19 in Florida	
Total people vaccinated	72,414
First dose	12,020
Series completed	60,394
Completed 1-dose series	4,416
Completed 2-dose series	55,978
First dose: current number of people who have only received their first dose of the Moderna or Pfizer vaccine.	
Series complete: current number of people who have received both Moderna or Pfizer vaccine doses or one Johnson & Johnson dose and are considered fully immunized.	

Demographic summary	First dose	Series complete	Total people vaccinated
Age group	12,020	60,394	72,414
12-14 years	557	1	558
15-24 years	1,928	3,645	5,573
25-34 years	1,372	4,036	5,408
35-44 years	1,749	6,288	8,037
45-54 years	1,943	8,915	10,858
55-64 years	2,164	13,085	15,249
65-74 years	1,221	14,873	16,094
75-84 years	744	7,359	8,103
85+ years	342	2,192	2,534
Race	12,020	60,394	72,414
White	7,077	41,763	48,840
Black	1,275	4,432	5,707
American Indian/Alaskan	52	272	324
Other	1,597	6,091	7,688
Unknown	2,019	7,836	9,855
Other race includes Asian, native Hawaiian/Pacific Islander, or other.			
Ethnicity	12,020	60,394	72,414
Hispanic	1,012	3,561	4,573
Non-Hispanic	7,047	42,089	49,136
Unknown	3,961	14,744	18,705
Gender	12,020	60,394	72,414
Female	6,450	34,233	40,683
Male	5,396	26,155	31,551
Unknown	174	6	180



COVID-19: Collier County vaccine summary

Vaccination data through Jun 1, 2021 as of Jun 2, 2021 at 12:05 AM

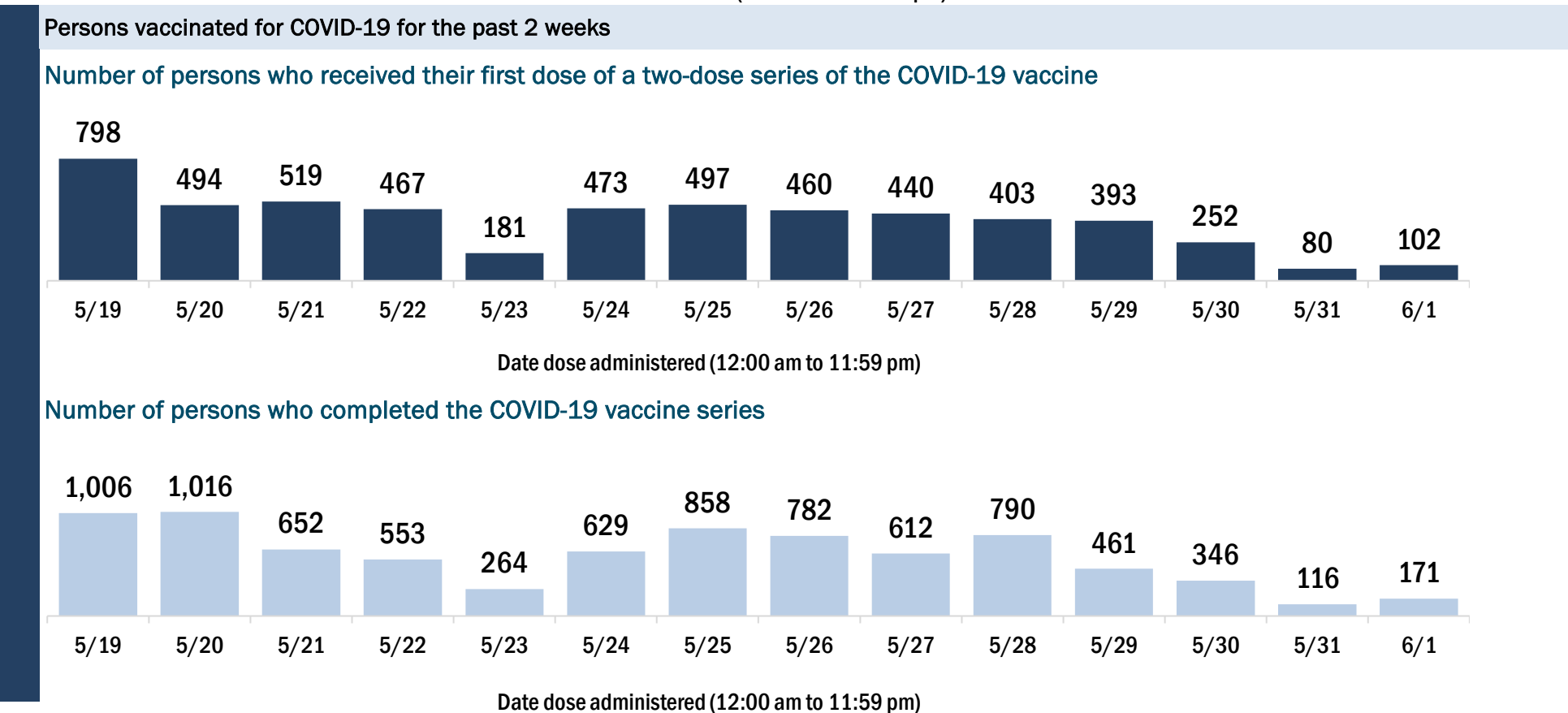
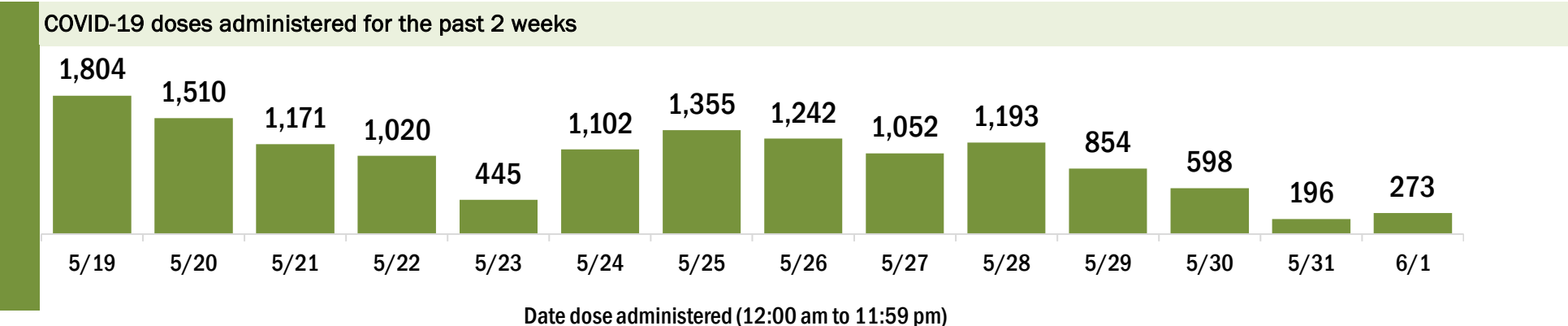
Data in this report are provisional and subject to change.

Data in this summary pertain to COVID-19 vaccines approved by the U.S. Food and Drug Administration and have been issued an Emergency Use Authorization (Janssen COVID-19 Vaccine, Moderna COVID-19 Vaccine and Pfizer-BioNTech COVID-19 Vaccine). These data summarize the number of people who have received either their first dose or have completed the series for a COVID-19 vaccine. **A person can only be counted in one category, first dose or series complete.** For persons receiving Moderna or Pfizer vaccines, once they receive their second dose, they are moved from the first dose column to the series completed column. **Because of this, the total first dose category may show a change from report to report not matching the total receiving their first dose from the previous day.** Persons receiving Johnson & Johnson vaccines will always be counted in the series completed column.

COVID-19 doses for vaccinated persons in Florida	
Doses administered	372,900
People receiving one dose of a 1-dose series (Johnson & Johnson) or receiving only one dose of a 2-dose series (Moderna, Pfizer) count once. Persons receiving both doses of a 2-dose series count twice.	

Current status of persons vaccinated for COVID-19 in Florida	
Total people vaccinated	211,640
First dose	34,210
Series completed	177,430
Completed 1-dose series	16,170
Completed 2-dose series	161,260
First dose: current number of people who have only received their first dose of the Moderna or Pfizer vaccine.	
Series complete: current number of people who have received both Moderna or Pfizer vaccine doses or one Johnson & Johnson dose and are considered fully immunized.	

Demographic summary	First dose	Series complete	Total people vaccinated
Age group	34,210	177,430	211,640
12-14 years	934	0	934
15-24 years	3,397	6,186	9,583
25-34 years	2,914	8,440	11,354
35-44 years	3,669	11,805	15,474
45-54 years	4,531	17,713	22,244
55-64 years	6,014	32,551	38,565
65-74 years	6,555	53,576	60,131
75-84 years	4,464	36,495	40,959
85+ years	1,732	10,664	12,396
Race	34,210	177,430	211,640
White	22,293	116,618	138,911
Black	954	2,938	3,892
American Indian/Alaskan	115	545	660
Other	3,955	15,513	19,468
Unknown	6,893	41,816	48,709
Other race includes Asian, native Hawaiian/Pacific Islander, or other.			
Ethnicity	34,210	177,430	211,640
Hispanic	7,078	18,763	25,841
Non-Hispanic	14,008	79,402	93,410
Unknown	13,124	79,265	92,389
Gender	34,210	177,430	211,640
Female	18,087	95,764	113,851
Male	15,907	81,352	97,259
Unknown	216	314	530



COVID-19: Columbia County vaccine summary

Vaccination data through Jun 1, 2021 as of Jun 2, 2021 at 12:05 AM

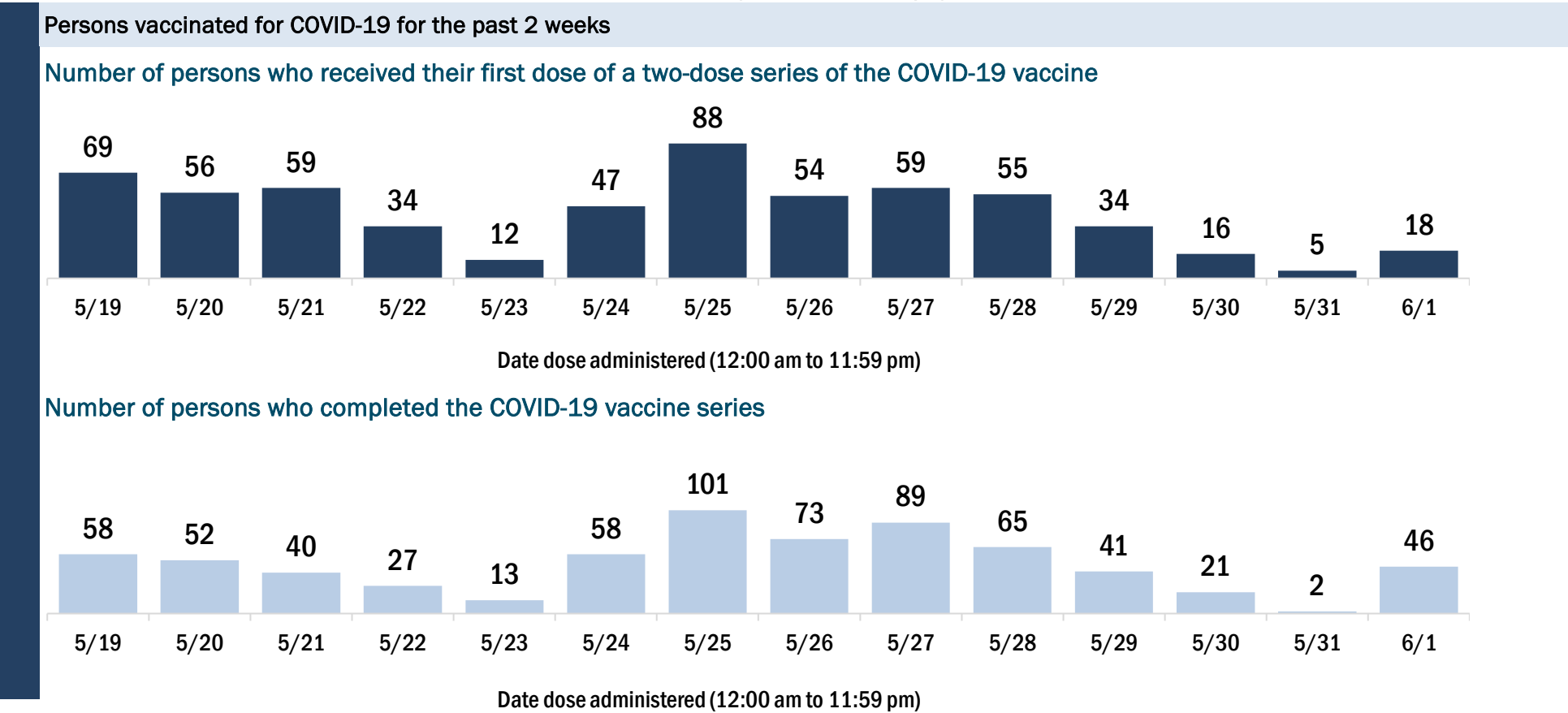
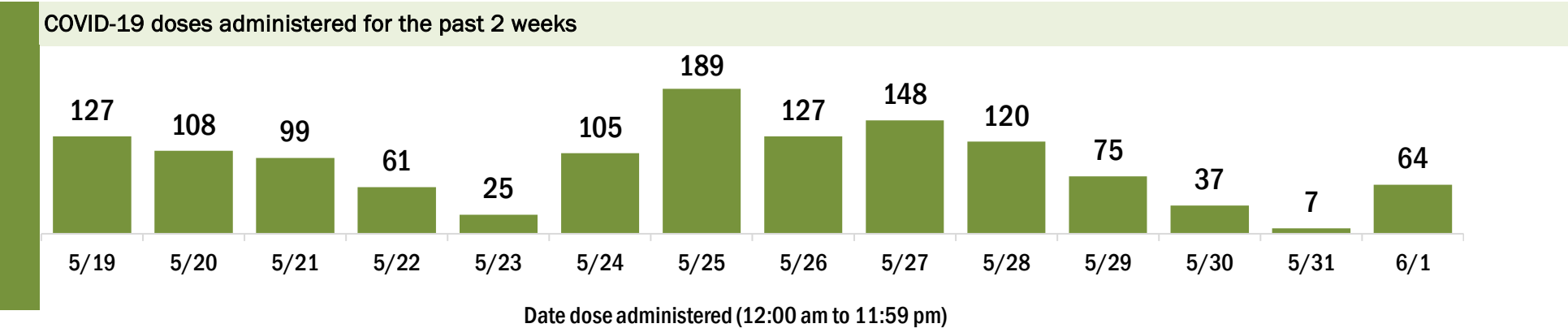
Data in this report are provisional and subject to change.

Data in this summary pertain to COVID-19 vaccines approved by the U.S. Food and Drug Administration and have been issued an Emergency Use Authorization (Janssen COVID-19 Vaccine, Moderna COVID-19 Vaccine and Pfizer-BioNTech COVID-19 Vaccine). These data summarize the number of people who have received either their first dose or have completed the series for a COVID-19 vaccine. **A person can only be counted in one category, first dose or series complete.** For persons receiving Moderna or Pfizer vaccines, once they receive their second dose, they are moved from the first dose column to the series completed column. **Because of this, the total first dose category may show a change from report to report not matching the total receiving their first dose from the previous day.** Persons receiving Johnson & Johnson vaccines will always be counted in the series completed column.

COVID-19 doses for vaccinated persons in Florida	
Doses administered	32,093
People receiving one dose of a 1-dose series (Johnson & Johnson) or receiving only one dose of a 2-dose series (Moderna, Pfizer) count once. Persons receiving both doses of a 2-dose series count twice.	

Current status of persons vaccinated for COVID-19 in Florida	
Total people vaccinated	18,315
First dose	2,506
Series completed	15,809
Completed 1-dose series	2,031
Completed 2-dose series	13,778
First dose: current number of people who have only received their first dose of the Moderna or Pfizer vaccine.	
Series complete: current number of people who have received both Moderna or Pfizer vaccine doses or one Johnson & Johnson dose and are considered fully immunized.	

Demographic summary	First dose	Series complete	Total people vaccinated
Age group	2,506	15,809	18,315
12-14 years	67	1	68
15-24 years	387	626	1,013
25-34 years	302	868	1,170
35-44 years	328	1,288	1,616
45-54 years	404	1,891	2,295
55-64 years	528	3,301	3,829
65-74 years	290	4,552	4,842
75-84 years	136	2,560	2,696
85+ years	64	722	786
Race	2,506	15,809	18,315
White	1,508	11,165	12,673
Black	343	1,907	2,250
American Indian/Alaskan	31	90	121
Other	315	1,127	1,442
Unknown	309	1,520	1,829
Other race includes Asian, native Hawaiian/Pacific Islander, or other.			
Ethnicity	2,506	15,809	18,315
Hispanic	276	721	997
Non-Hispanic	1,397	11,069	12,466
Unknown	833	4,019	4,852
Gender	2,506	15,809	18,315
Female	1,249	8,610	9,859
Male	1,250	7,199	8,449
Unknown	7	0	7



COVID-19: Dade County vaccine summary

Vaccination data through Jun 1, 2021 as of Jun 2, 2021 at 12:05 AM

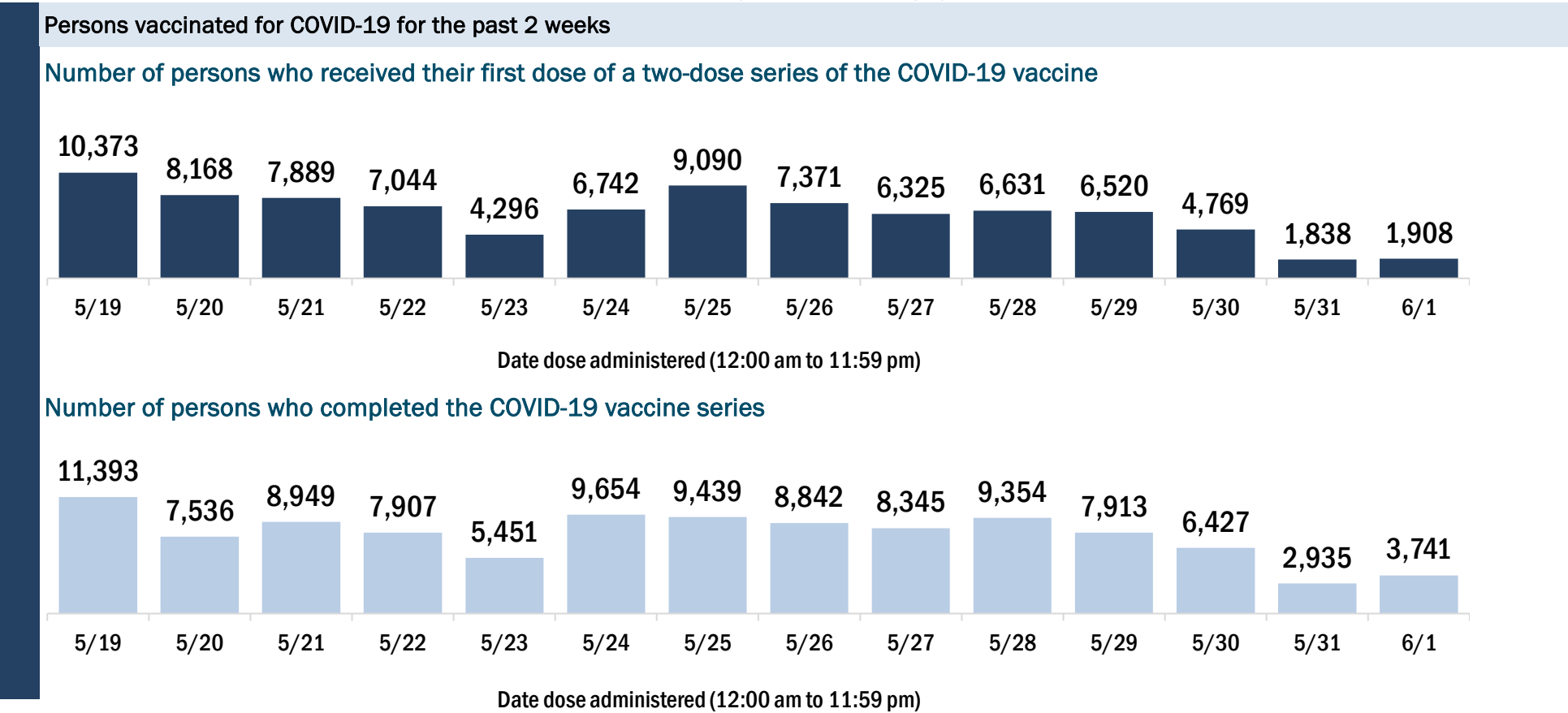
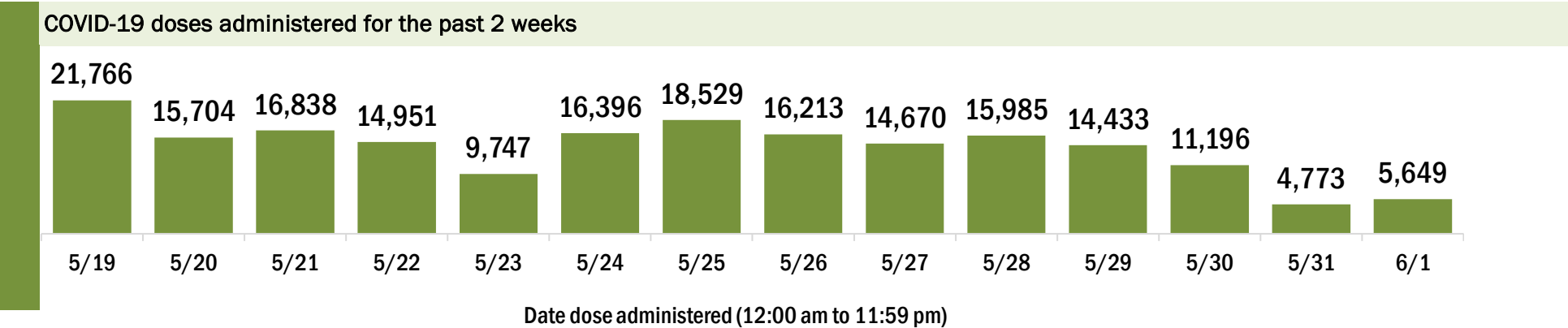
Data in this report are provisional and subject to change.

Data in this summary pertain to COVID-19 vaccines approved by the U.S. Food and Drug Administration and have been issued an Emergency Use Authorization (Janssen COVID-19 Vaccine, Moderna COVID-19 Vaccine and Pfizer-BioNTech COVID-19 Vaccine). These data summarize the number of people who have received either their first dose or have completed the series for a COVID-19 vaccine. **A person can only be counted in one category, first dose or series complete.** For persons receiving Moderna or Pfizer vaccines, once they receive their second dose, they are moved from the first dose column to the series completed column. **Because of this, the total first dose category may show a change from report to report not matching the total receiving their first dose from the previous day.** Persons receiving Johnson & Johnson vaccines will always be counted in the series completed column.

COVID-19 doses for vaccinated persons in Florida	
Doses administered	2,594,396
People receiving one dose of a 1-dose series (Johnson & Johnson) or receiving only one dose of a 2-dose series (Moderna, Pfizer) count once. Persons receiving both doses of a 2-dose series count twice.	

Current status of persons vaccinated for COVID-19 in Florida	
Total people vaccinated	1,562,752
First dose	358,800
Series completed	1,203,952
Completed 1-dose series	172,308
Completed 2-dose series	1,031,644
First dose: current number of people who have only received their first dose of the Moderna or Pfizer vaccine.	
Series complete: current number of people who have received both Moderna or Pfizer vaccine doses or one Johnson & Johnson dose and are considered fully immunized.	

Demographic summary	First dose	Series complete	Total people vaccinated
Age group	358,800	1,203,952	1,562,752
12-14 years	15,075	38	15,113
15-24 years	46,234	87,193	133,427
25-34 years	51,562	136,346	187,908
35-44 years	58,352	178,737	237,089
45-54 years	60,980	223,989	284,969
55-64 years	53,733	237,663	291,396
65-74 years	41,606	188,372	229,978
75-84 years	21,687	109,939	131,626
85+ years	9,571	41,675	51,246
Race	358,800	1,203,952	1,562,752
White	234,402	840,064	1,074,466
Black	23,757	73,944	97,701
American Indian/Alaskan	2,413	3,325	5,738
Other	48,426	136,219	184,645
Unknown	49,802	150,400	200,202
Other race includes Asian, native Hawaiian/Pacific Islander, or other.			
Ethnicity	358,800	1,203,952	1,562,752
Hispanic	199,880	604,240	804,120
Non-Hispanic	54,826	230,838	285,664
Unknown	104,094	368,874	472,968
Gender	358,800	1,203,952	1,562,752
Female	186,908	642,160	829,068
Male	169,746	559,439	729,185
Unknown	2,146	2,353	4,499



COVID-19: Desoto County vaccine summary

Vaccination data through Jun 1, 2021 as of Jun 2, 2021 at 12:05 AM

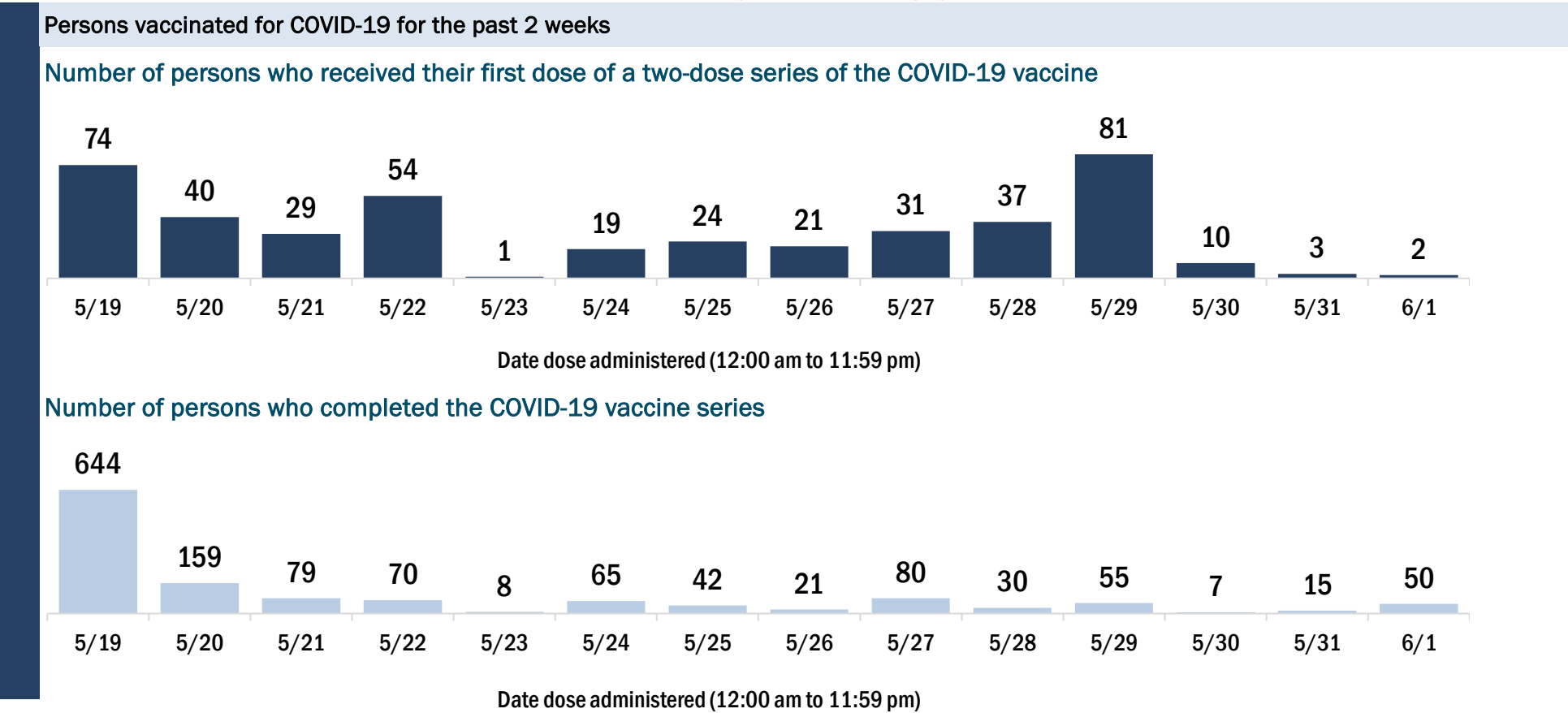
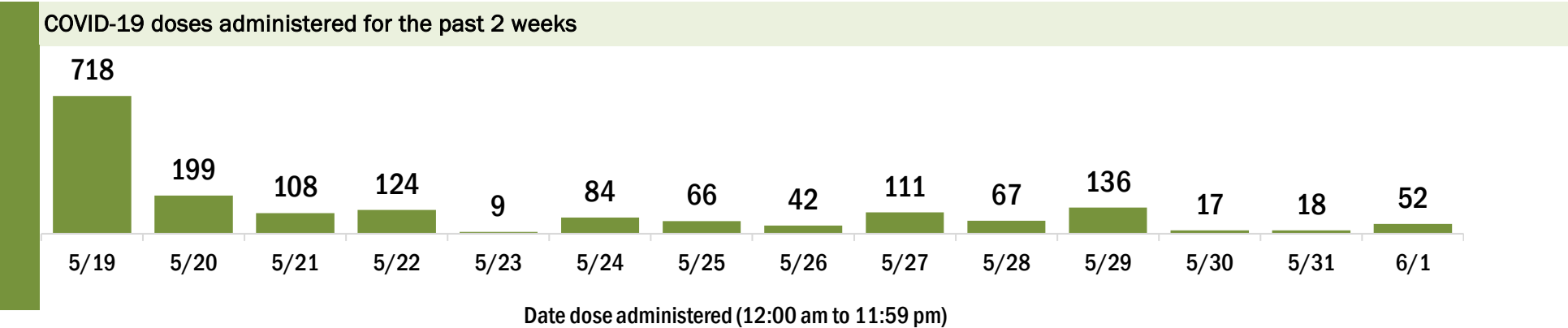
Data in this report are provisional and subject to change.

Data in this summary pertain to COVID-19 vaccines approved by the U.S. Food and Drug Administration and have been issued an Emergency Use Authorization (Janssen COVID-19 Vaccine, Moderna COVID-19 Vaccine and Pfizer-BioNTech COVID-19 Vaccine). These data summarize the number of people who have received either their first dose or have completed the series for a COVID-19 vaccine. **A person can only be counted in one category, first dose or series complete.** For persons receiving Moderna or Pfizer vaccines, once they receive their second dose, they are moved from the first dose column to the series completed column. **Because of this, the total first dose category may show a change from report to report not matching the total receiving their first dose from the previous day.** Persons receiving Johnson & Johnson vaccines will always be counted in the series completed column.

COVID-19 doses for vaccinated persons in Florida	
Doses administered	23,374
People receiving one dose of a 1-dose series (Johnson & Johnson) or receiving only one dose of a 2-dose series (Moderna, Pfizer) count once. Persons receiving both doses of a 2-dose series count twice.	

Current status of persons vaccinated for COVID-19 in Florida	
Total people vaccinated	13,760
First dose	3,253
Series completed	10,507
Completed 1-dose series	893
Completed 2-dose series	9,614
First dose: current number of people who have only received their first dose of the Moderna or Pfizer vaccine.	
Series complete: current number of people who have received both Moderna or Pfizer vaccine doses or one Johnson & Johnson dose and are considered fully immunized.	

Demographic summary	First dose	Series complete	Total people vaccinated
Age group	3,253	10,507	13,760
12-14 years	48	0	48
15-24 years	354	450	804
25-34 years	417	757	1,174
35-44 years	442	937	1,379
45-54 years	520	1,186	1,706
55-64 years	589	1,862	2,451
65-74 years	500	2,973	3,473
75-84 years	301	1,908	2,209
85+ years	82	434	516
Race	3,253	10,507	13,760
White	1,464	6,925	8,389
Black	193	730	923
American Indian/Alaskan	13	38	51
Other	900	1,623	2,523
Unknown	683	1,191	1,874
Other race includes Asian, native Hawaiian/Pacific Islander, or other.			
Ethnicity	3,253	10,507	13,760
Hispanic	1,162	1,812	2,974
Non-Hispanic	928	5,208	6,136
Unknown	1,163	3,487	4,650
Gender	3,253	10,507	13,760
Female	1,172	5,058	6,230
Male	2,081	5,448	7,529
Unknown	0	1	1



COVID-19: Dixie County vaccine summary

Vaccination data through Jun 1, 2021 as of Jun 2, 2021 at 12:05 AM

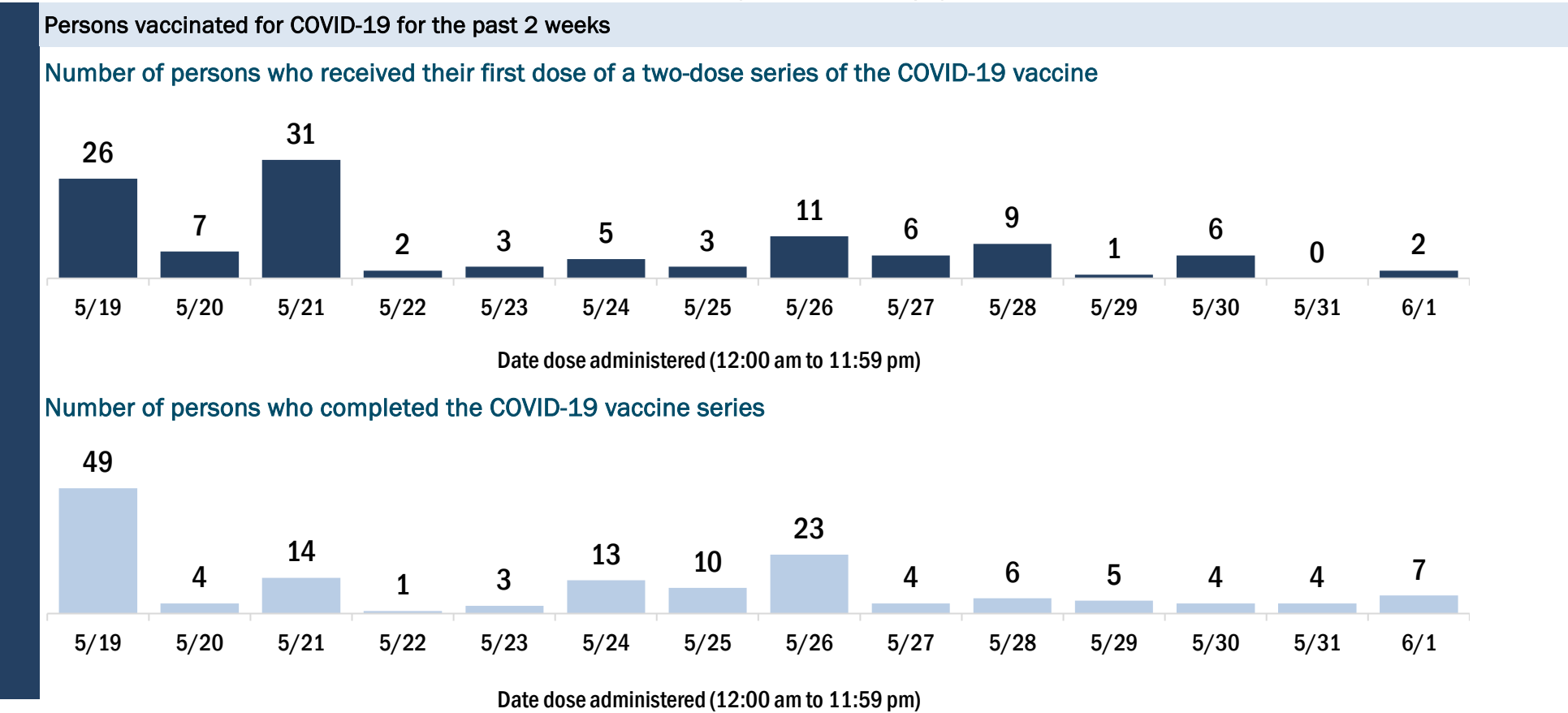
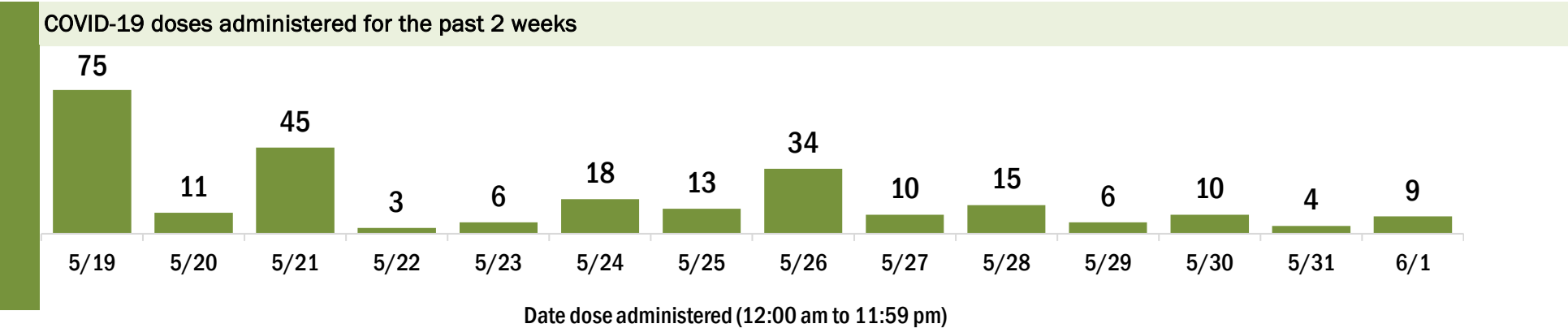
Data in this report are provisional and subject to change.

Data in this summary pertain to COVID-19 vaccines approved by the U.S. Food and Drug Administration and have been issued an Emergency Use Authorization (Janssen COVID-19 Vaccine, Moderna COVID-19 Vaccine and Pfizer-BioNTech COVID-19 Vaccine). These data summarize the number of people who have received either their first dose or have completed the series for a COVID-19 vaccine. **A person can only be counted in one category, first dose or series complete.** For persons receiving Moderna or Pfizer vaccines, once they receive their second dose, they are moved from the first dose column to the series completed column. **Because of this, the total first dose category may show a change from report to report not matching the total receiving their first dose from the previous day.** Persons receiving Johnson & Johnson vaccines will always be counted in the series completed column.

COVID-19 doses for vaccinated persons in Florida	
Doses administered	6,959
People receiving one dose of a 1-dose series (Johnson & Johnson) or receiving only one dose of a 2-dose series (Moderna, Pfizer) count once. Persons receiving both doses of a 2-dose series count twice.	

Current status of persons vaccinated for COVID-19 in Florida	
Total people vaccinated	4,185
First dose	950
Series completed	3,235
Completed 1-dose series	461
Completed 2-dose series	2,774
First dose: current number of people who have only received their first dose of the Moderna or Pfizer vaccine.	
Series complete: current number of people who have received both Moderna or Pfizer vaccine doses or one Johnson & Johnson dose and are considered fully immunized.	

Demographic summary	First dose	Series complete	Total people vaccinated
Age group	950	3,235	4,185
12-14 years	8	0	8
15-24 years	56	55	111
25-34 years	87	68	155
35-44 years	180	154	334
45-54 years	211	279	490
55-64 years	227	755	982
65-74 years	114	1,151	1,265
75-84 years	51	615	666
85+ years	16	158	174
Race	950	3,235	4,185
White	641	2,799	3,440
Black	211	161	372
American Indian/Alaskan	4	18	22
Other	67	91	158
Unknown	27	166	193
Other race includes Asian, native Hawaiian/Pacific Islander, or other.			
Ethnicity	950	3,235	4,185
Hispanic	58	70	128
Non-Hispanic	753	2,466	3,219
Unknown	139	699	838
Gender	950	3,235	4,185
Female	209	1,667	1,876
Male	741	1,568	2,309
Unknown	0	0	0



COVID-19: Duval County vaccine summary

Vaccination data through Jun 1, 2021 as of Jun 2, 2021 at 12:05 AM

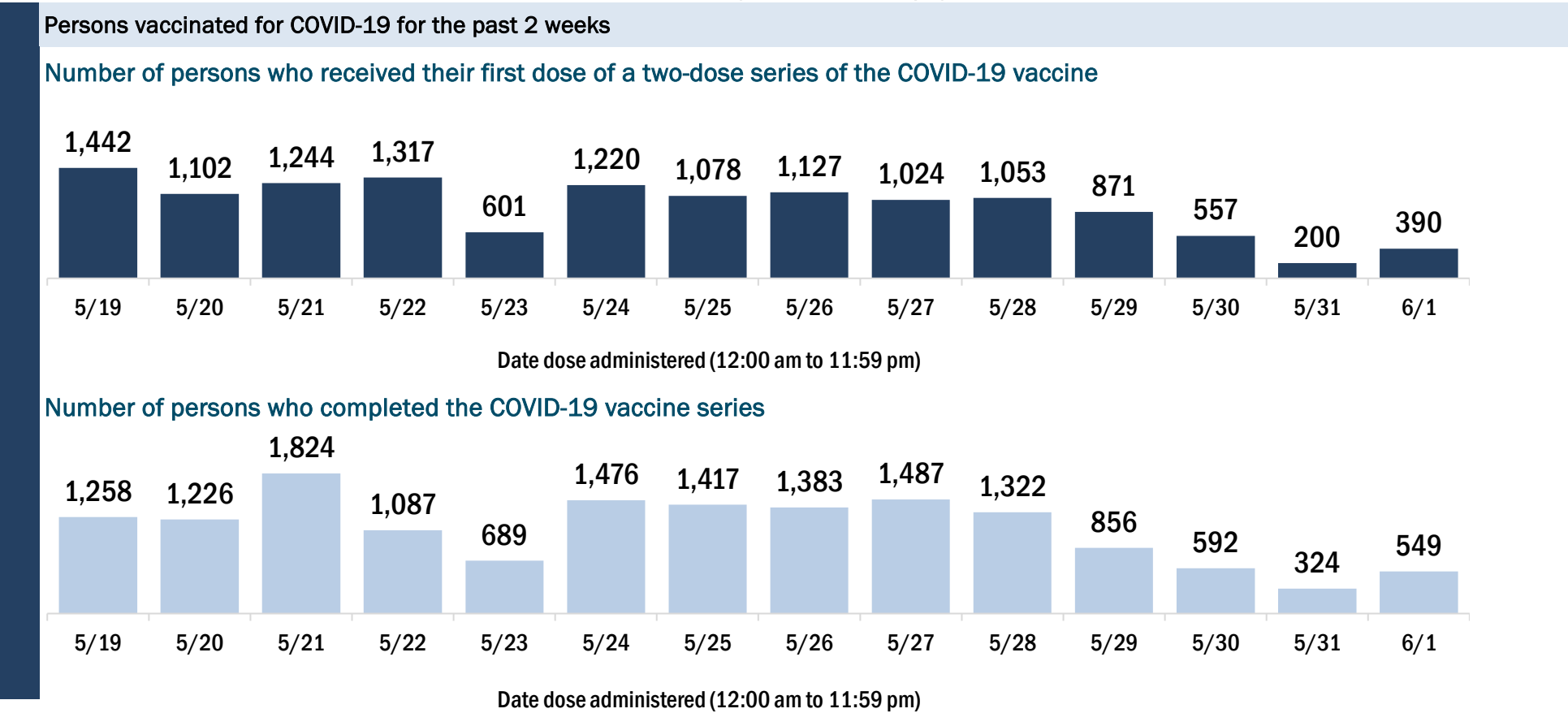
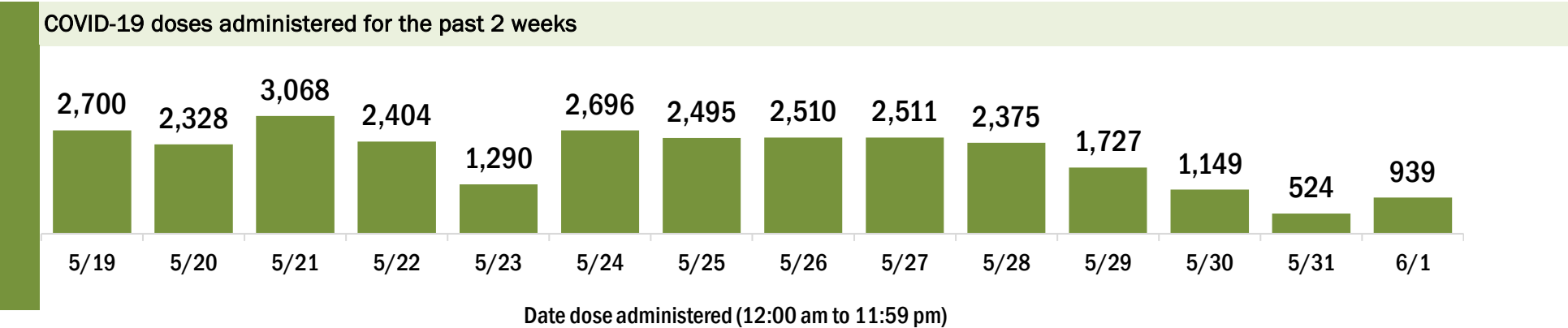
Data in this report are provisional and subject to change.

Data in this summary pertain to COVID-19 vaccines approved by the U.S. Food and Drug Administration and have been issued an Emergency Use Authorization (Janssen COVID-19 Vaccine, Moderna COVID-19 Vaccine and Pfizer-BioNTech COVID-19 Vaccine). These data summarize the number of people who have received either their first dose or have completed the series for a COVID-19 vaccine. **A person can only be counted in one category, first dose or series complete.** For persons receiving Moderna or Pfizer vaccines, once they receive their second dose, they are moved from the first dose column to the series completed column. **Because of this, the total first dose category may show a change from report to report not matching the total receiving their first dose from the previous day.** Persons receiving Johnson & Johnson vaccines will always be counted in the series completed column.

COVID-19 doses for vaccinated persons in Florida	
Doses administered	648,093
People receiving one dose of a 1-dose series (Johnson & Johnson) or receiving only one dose of a 2-dose series (Moderna, Pfizer) count once. Persons receiving both doses of a 2-dose series count twice.	

Current status of persons vaccinated for COVID-19 in Florida	
Total people vaccinated	371,171
First dose	64,226
Series completed	306,945
Completed 1-dose series	30,023
Completed 2-dose series	276,922
First dose: current number of people who have only received their first dose of the Moderna or Pfizer vaccine.	
Series complete: current number of people who have received both Moderna or Pfizer vaccine doses or one Johnson & Johnson dose and are considered fully immunized.	

Demographic summary	First dose	Series complete	Total people vaccinated
Age group	64,226	306,945	371,171
12-14 years	3,185	9	3,194
15-24 years	8,448	18,718	27,166
25-34 years	9,011	33,690	42,701
35-44 years	8,854	39,056	47,910
45-54 years	8,881	47,936	56,817
55-64 years	9,655	66,400	76,055
65-74 years	10,046	63,056	73,102
75-84 years	4,204	28,313	32,517
85+ years	1,942	9,767	11,709
Race	64,226	306,945	371,171
White	31,203	174,242	205,445
Black	11,153	50,777	61,930
American Indian/Alaskan	224	773	997
Other	9,808	40,687	50,495
Unknown	11,838	40,466	52,304
Other race includes Asian, native Hawaiian/Pacific Islander, or other.			
Ethnicity	64,226	306,945	371,171
Hispanic	5,497	18,890	24,387
Non-Hispanic	38,367	217,350	255,717
Unknown	20,362	70,705	91,067
Gender	64,226	306,945	371,171
Female	33,260	171,859	205,119
Male	28,505	134,877	163,382
Unknown	2,461	209	2,670



COVID-19: Escambia County vaccine summary

Vaccination data through Jun 1, 2021 as of Jun 2, 2021 at 12:05 AM

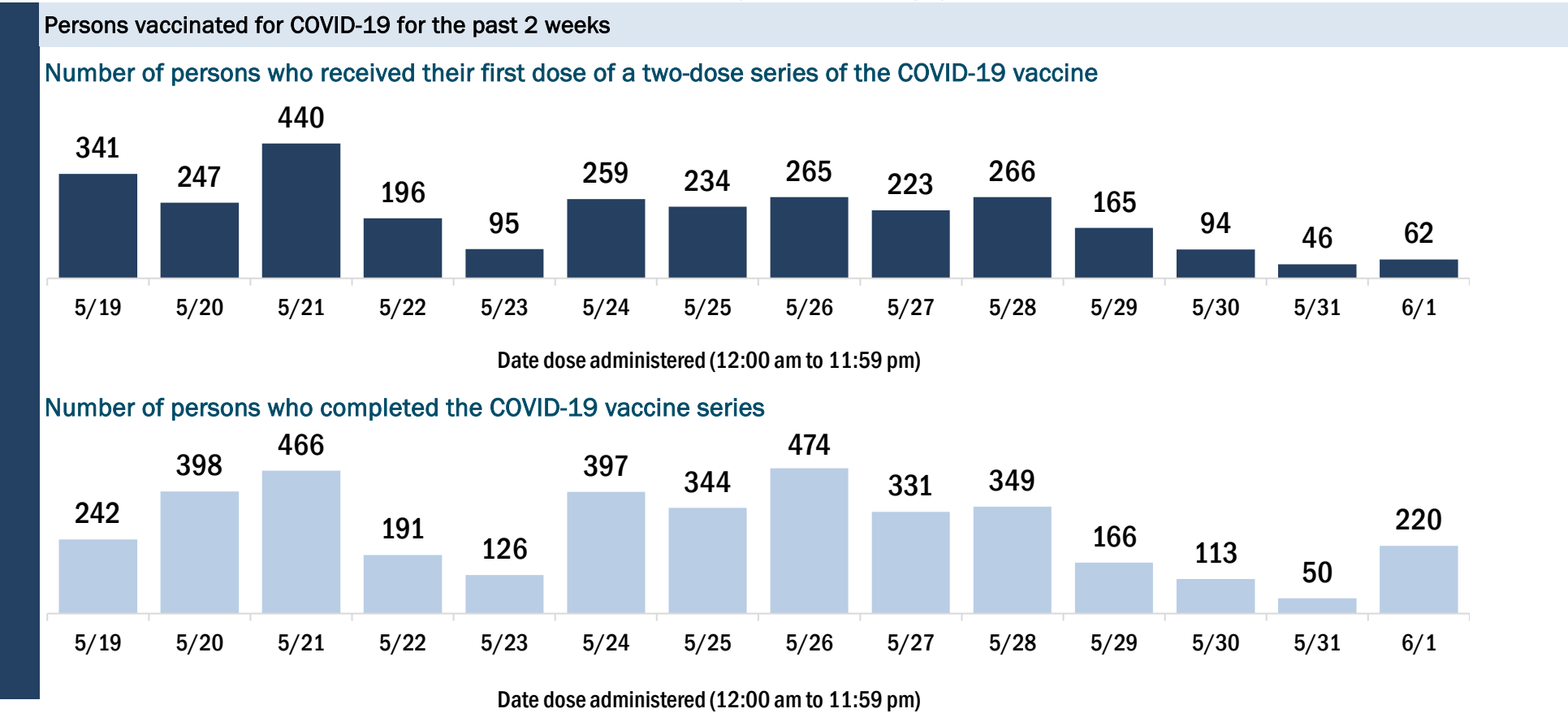
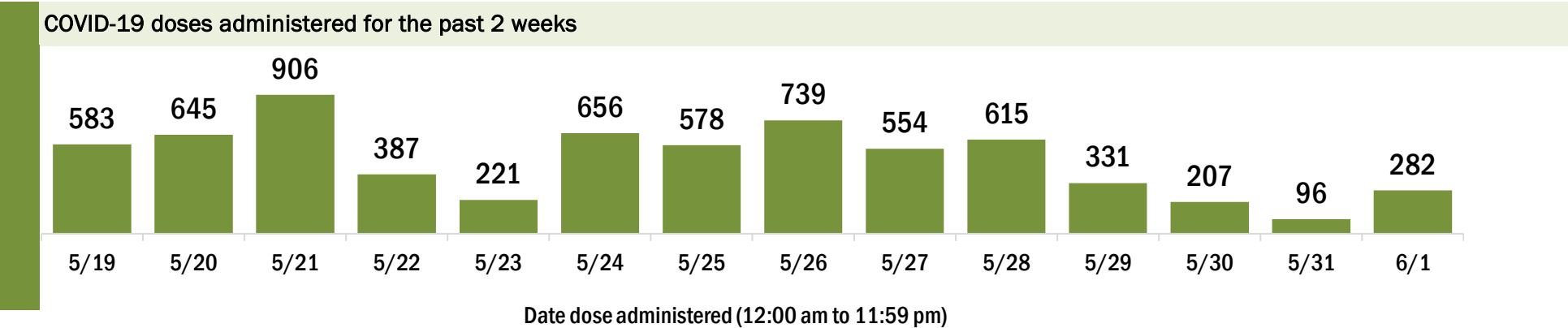
Data in this report are provisional and subject to change.

Data in this summary pertain to COVID-19 vaccines approved by the U.S. Food and Drug Administration and have been issued an Emergency Use Authorization (Janssen COVID-19 Vaccine, Moderna COVID-19 Vaccine and Pfizer-BioNTech COVID-19 Vaccine). These data summarize the number of people who have received either their first dose or have completed the series for a COVID-19 vaccine. **A person can only be counted in one category, first dose or series complete.** For persons receiving Moderna or Pfizer vaccines, once they receive their second dose, they are moved from the first dose column to the series completed column. **Because of this, the total first dose category may show a change from report to report not matching the total receiving their first dose from the previous day.** Persons receiving Johnson & Johnson vaccines will always be counted in the series completed column.

COVID-19 doses for vaccinated persons in Florida	
Doses administered	190,776
People receiving one dose of a 1-dose series (Johnson & Johnson) or receiving only one dose of a 2-dose series (Moderna, Pfizer) count once. Persons receiving both doses of a 2-dose series count twice.	

Current status of persons vaccinated for COVID-19 in Florida	
Total people vaccinated	109,242
First dose	18,772
Series completed	90,470
Completed 1-dose series	8,936
Completed 2-dose series	81,534
First dose: current number of people who have only received their first dose of the Moderna or Pfizer vaccine.	
Series complete: current number of people who have received both Moderna or Pfizer vaccine doses or one Johnson & Johnson dose and are considered fully immunized.	

Demographic summary	First dose	Series complete	Total people vaccinated
Age group	18,772	90,470	109,242
12-14 years	507	0	507
15-24 years	2,181	4,999	7,180
25-34 years	2,572	7,632	10,204
35-44 years	2,210	8,535	10,745
45-54 years	2,491	11,667	14,158
55-64 years	3,135	19,909	23,044
65-74 years	3,222	22,066	25,288
75-84 years	1,722	11,555	13,277
85+ years	732	4,107	4,839
Race	18,772	90,470	109,242
White	9,763	54,502	64,265
Black	2,944	13,158	16,102
American Indian/Alaskan	123	650	773
Other	1,888	8,698	10,586
Unknown	4,054	13,462	17,516
Other race includes Asian, native Hawaiian/Pacific Islander, or other.			
Ethnicity	18,772	90,470	109,242
Hispanic	821	2,874	3,695
Non-Hispanic	10,535	63,212	73,747
Unknown	7,416	24,384	31,800
Gender	18,772	90,470	109,242
Female	10,337	51,599	61,936
Male	8,382	38,764	47,146
Unknown	53	107	160



COVID-19: Flagler County vaccine summary

Vaccination data through Jun 1, 2021 as of Jun 2, 2021 at 12:05 AM

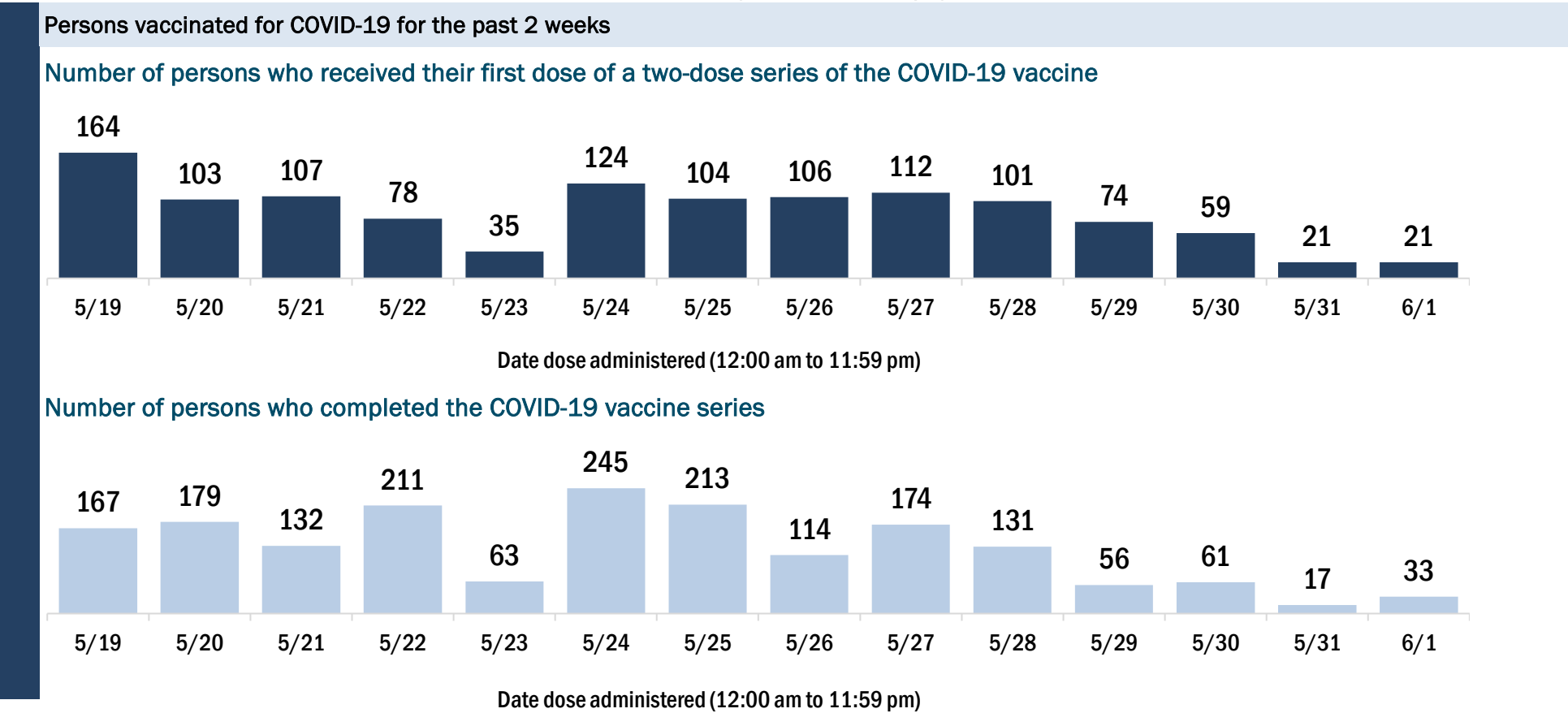
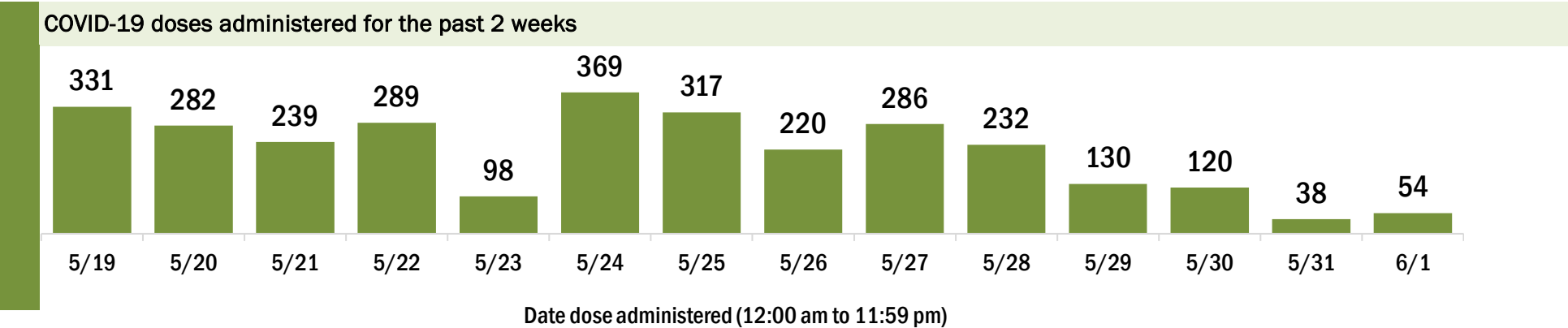
Data in this report are provisional and subject to change.

Data in this summary pertain to COVID-19 vaccines approved by the U.S. Food and Drug Administration and have been issued an Emergency Use Authorization (Janssen COVID-19 Vaccine, Moderna COVID-19 Vaccine and Pfizer-BioNTech COVID-19 Vaccine). These data summarize the number of people who have received either their first dose or have completed the series for a COVID-19 vaccine. **A person can only be counted in one category, first dose or series complete.** For persons receiving Moderna or Pfizer vaccines, once they receive their second dose, they are moved from the first dose column to the series completed column. **Because of this, the total first dose category may show a change from report to report not matching the total receiving their first dose from the previous day.** Persons receiving Johnson & Johnson vaccines will always be counted in the series completed column.

COVID-19 doses for vaccinated persons in Florida	
Doses administered	103,699
People receiving one dose of a 1-dose series (Johnson & Johnson) or receiving only one dose of a 2-dose series (Moderna, Pfizer) count once. Persons receiving both doses of a 2-dose series count twice.	

Current status of persons vaccinated for COVID-19 in Florida	
Total people vaccinated	57,828
First dose	8,638
Series completed	49,190
Completed 1-dose series	3,319
Completed 2-dose series	45,871
First dose: current number of people who have only received their first dose of the Moderna or Pfizer vaccine.	
Series complete: current number of people who have received both Moderna or Pfizer vaccine doses or one Johnson & Johnson dose and are considered fully immunized.	

Demographic summary	First dose	Series complete	Total people vaccinated
Age group	8,638	49,190	57,828
12-14 years	250	0	250
15-24 years	841	1,747	2,588
25-34 years	675	1,965	2,640
35-44 years	872	3,151	4,023
45-54 years	1,185	5,122	6,307
55-64 years	1,844	9,688	11,532
65-74 years	1,596	15,812	17,408
75-84 years	974	9,174	10,148
85+ years	401	2,531	2,932
Race	8,638	49,190	57,828
White	5,130	32,979	38,109
Black	642	3,297	3,939
American Indian/Alaskan	53	281	334
Other	916	4,496	5,412
Unknown	1,897	8,137	10,034
Other race includes Asian, native Hawaiian/Pacific Islander, or other.			
Ethnicity	8,638	49,190	57,828
Hispanic	908	3,337	4,245
Non-Hispanic	4,754	29,708	34,462
Unknown	2,976	16,145	19,121
Gender	8,638	49,190	57,828
Female	4,565	27,209	31,774
Male	4,002	21,739	25,741
Unknown	71	242	313



COVID-19: Franklin County vaccine summary

Vaccination data through Jun 1, 2021 as of Jun 2, 2021 at 12:05 AM

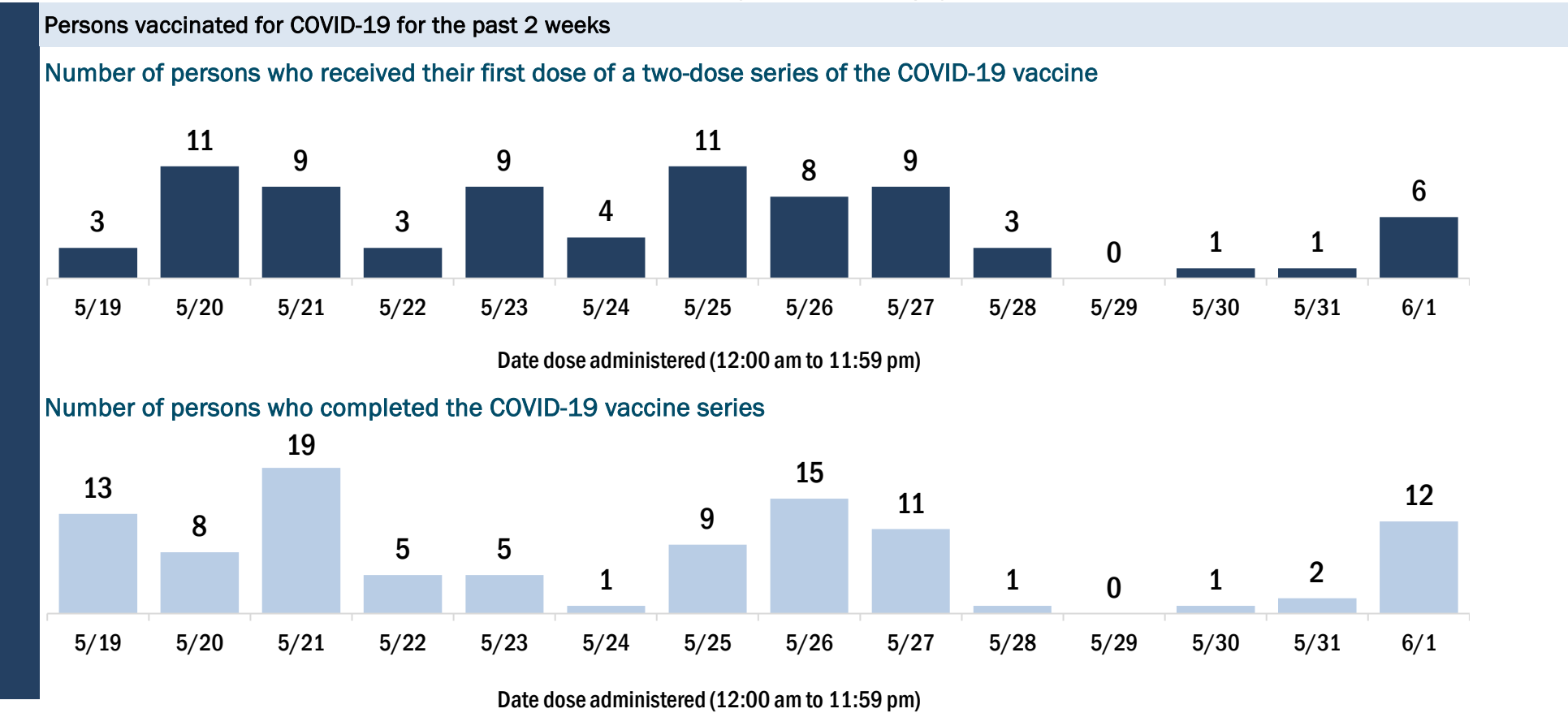
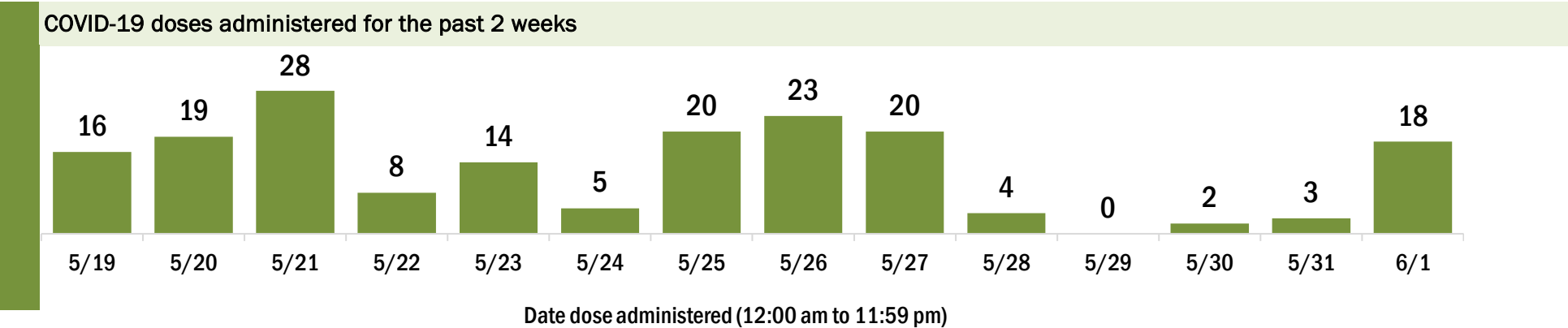
Data in this report are provisional and subject to change.

Data in this summary pertain to COVID-19 vaccines approved by the U.S. Food and Drug Administration and have been issued an Emergency Use Authorization (Janssen COVID-19 Vaccine, Moderna COVID-19 Vaccine and Pfizer-BioNTech COVID-19 Vaccine). These data summarize the number of people who have received either their first dose or have completed the series for a COVID-19 vaccine. **A person can only be counted in one category, first dose or series complete.** For persons receiving Moderna or Pfizer vaccines, once they receive their second dose, they are moved from the first dose column to the series completed column. **Because of this, the total first dose category may show a change from report to report not matching the total receiving their first dose from the previous day.** Persons receiving Johnson & Johnson vaccines will always be counted in the series completed column.

COVID-19 doses for vaccinated persons in Florida	
Doses administered	8,160
People receiving one dose of a 1-dose series (Johnson & Johnson) or receiving only one dose of a 2-dose series (Moderna, Pfizer) count once. Persons receiving both doses of a 2-dose series count twice.	

Current status of persons vaccinated for COVID-19 in Florida	
Total people vaccinated	4,400
First dose	491
Series completed	3,909
Completed 1-dose series	149
Completed 2-dose series	3,760
First dose: current number of people who have only received their first dose of the Moderna or Pfizer vaccine.	
Series complete: current number of people who have received both Moderna or Pfizer vaccine doses or one Johnson & Johnson dose and are considered fully immunized.	

Demographic summary	First dose	Series complete	Total people vaccinated
Age group	491	3,909	4,400
12-14 years	5	0	5
15-24 years	22	65	87
25-34 years	59	158	217
35-44 years	62	242	304
45-54 years	69	400	469
55-64 years	106	865	971
65-74 years	119	1,400	1,519
75-84 years	36	651	687
85+ years	13	128	141
Race	491	3,909	4,400
White	358	3,354	3,712
Black	69	300	369
American Indian/Alaskan	0	10	10
Other	35	154	189
Unknown	29	91	120
Other race includes Asian, native Hawaiian/Pacific Islander, or other.			
Ethnicity	491	3,909	4,400
Hispanic	14	58	72
Non-Hispanic	333	3,104	3,437
Unknown	144	747	891
Gender	491	3,909	4,400
Female	220	1,911	2,131
Male	271	1,998	2,269
Unknown	0	0	0



COVID-19: Gadsden County vaccine summary

Vaccination data through Jun 1, 2021 as of Jun 2, 2021 at 12:05 AM

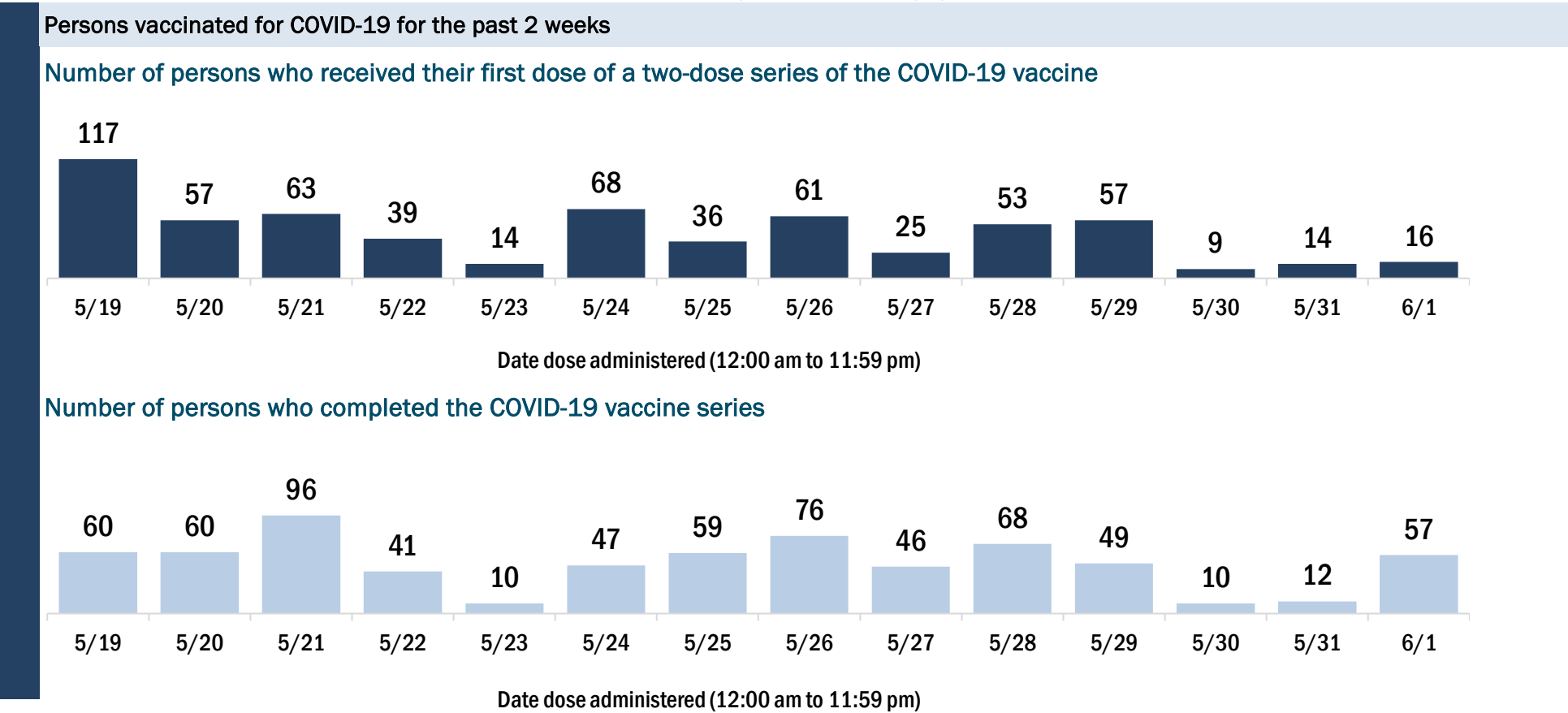
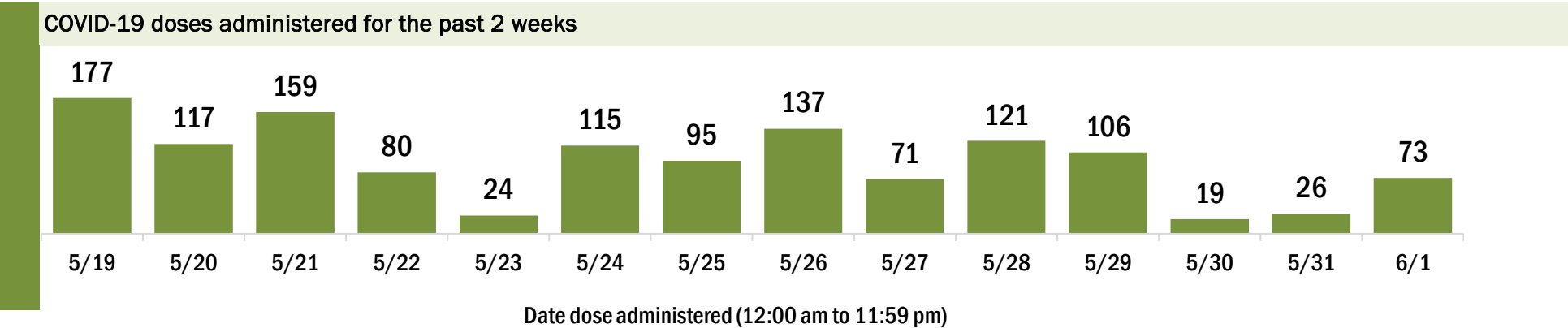
Data in this report are provisional and subject to change.

Data in this summary pertain to COVID-19 vaccines approved by the U.S. Food and Drug Administration and have been issued an Emergency Use Authorization (Janssen COVID-19 Vaccine, Moderna COVID-19 Vaccine and Pfizer-BioNTech COVID-19 Vaccine). These data summarize the number of people who have received either their first dose or have completed the series for a COVID-19 vaccine. **A person can only be counted in one category, first dose or series complete.** For persons receiving Moderna or Pfizer vaccines, once they receive their second dose, they are moved from the first dose column to the series completed column. **Because of this, the total first dose category may show a change from report to report not matching the total receiving their first dose from the previous day.** Persons receiving Johnson & Johnson vaccines will always be counted in the series completed column.

COVID-19 doses for vaccinated persons in Florida	
Doses administered	32,470
People receiving one dose of a 1-dose series (Johnson & Johnson) or receiving only one dose of a 2-dose series (Moderna, Pfizer) count once. Persons receiving both doses of a 2-dose series count twice.	

Current status of persons vaccinated for COVID-19 in Florida	
Total people vaccinated	18,549
First dose	2,710
Series completed	15,839
Completed 1-dose series	1,918
Completed 2-dose series	13,921
First dose: current number of people who have only received their first dose of the Moderna or Pfizer vaccine.	
Series complete: current number of people who have received both Moderna or Pfizer vaccine doses or one Johnson & Johnson dose and are considered fully immunized.	

Demographic summary	First dose	Series complete	Total people vaccinated
Age group	2,710	15,839	18,549
12-14 years	92	0	92
15-24 years	304	559	863
25-34 years	320	1,042	1,362
35-44 years	455	1,766	2,221
45-54 years	496	2,479	2,975
55-64 years	488	3,645	4,133
65-74 years	333	3,916	4,249
75-84 years	158	1,829	1,987
85+ years	64	603	667
Race	2,710	15,839	18,549
White	690	5,719	6,409
Black	1,272	6,954	8,226
American Indian/Alaskan	5	36	41
Other	408	2,119	2,527
Unknown	335	1,011	1,346
Other race includes Asian, native Hawaiian/Pacific Islander, or other.			
Ethnicity	2,710	15,839	18,549
Hispanic	357	1,031	1,388
Non-Hispanic	1,587	12,366	13,953
Unknown	766	2,442	3,208
Gender	2,710	15,839	18,549
Female	1,367	9,505	10,872
Male	1,343	6,334	7,677
Unknown	0	0	0



COVID-19: Gilchrist County vaccine summary

Vaccination data through Jun 1, 2021 as of Jun 2, 2021 at 12:05 AM

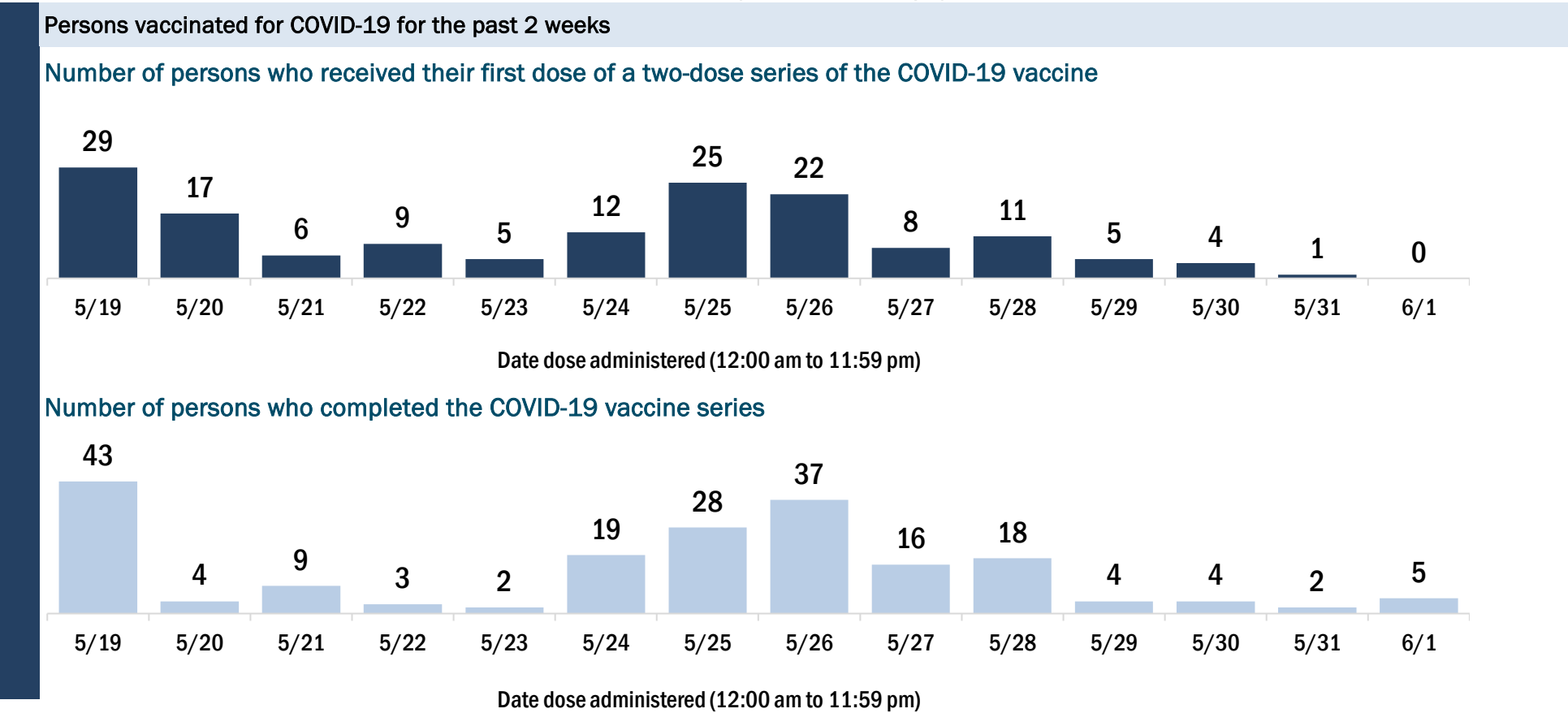
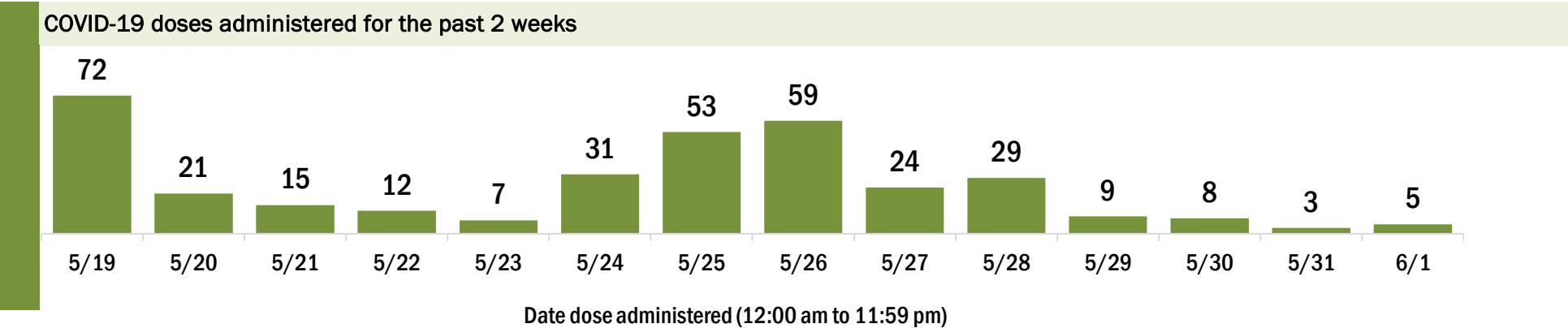
Data in this report are provisional and subject to change.

Data in this summary pertain to COVID-19 vaccines approved by the U.S. Food and Drug Administration and have been issued an Emergency Use Authorization (Janssen COVID-19 Vaccine, Moderna COVID-19 Vaccine and Pfizer-BioNTech COVID-19 Vaccine). These data summarize the number of people who have received either their first dose or have completed the series for a COVID-19 vaccine. **A person can only be counted in one category, first dose or series complete.** For persons receiving Moderna or Pfizer vaccines, once they receive their second dose, they are moved from the first dose column to the series completed column. **Because of this, the total first dose category may show a change from report to report not matching the total receiving their first dose from the previous day.** Persons receiving Johnson & Johnson vaccines will always be counted in the series completed column.

COVID-19 doses for vaccinated persons in Florida	
Doses administered	8,024
People receiving one dose of a 1-dose series (Johnson & Johnson) or receiving only one dose of a 2-dose series (Moderna, Pfizer) count once. Persons receiving both doses of a 2-dose series count twice.	

Current status of persons vaccinated for COVID-19 in Florida	
Total people vaccinated	4,604
First dose	642
Series completed	3,962
Completed 1-dose series	542
Completed 2-dose series	3,420
First dose: current number of people who have only received their first dose of the Moderna or Pfizer vaccine.	
Series complete: current number of people who have received both Moderna or Pfizer vaccine doses or one Johnson & Johnson dose and are considered fully immunized.	

Demographic summary	First dose	Series complete	Total people vaccinated
Age group	642	3,962	4,604
12-14 years	26	0	26
15-24 years	63	126	189
25-34 years	52	183	235
35-44 years	93	268	361
45-54 years	87	470	557
55-64 years	137	863	1,000
65-74 years	131	1,176	1,307
75-84 years	35	663	698
85+ years	18	213	231
Race	642	3,962	4,604
White	493	2,954	3,447
Black	19	93	112
American Indian/Alaskan	4	16	20
Other	48	275	323
Unknown	78	624	702
Other race includes Asian, native Hawaiian/Pacific Islander, or other.			
Ethnicity	642	3,962	4,604
Hispanic	33	136	169
Non-Hispanic	349	1,934	2,283
Unknown	260	1,892	2,152
Gender	642	3,962	4,604
Female	359	2,177	2,536
Male	283	1,783	2,066
Unknown	0	2	2



COVID-19: Glades County vaccine summary

Vaccination data through Jun 1, 2021 as of Jun 2, 2021 at 12:05 AM

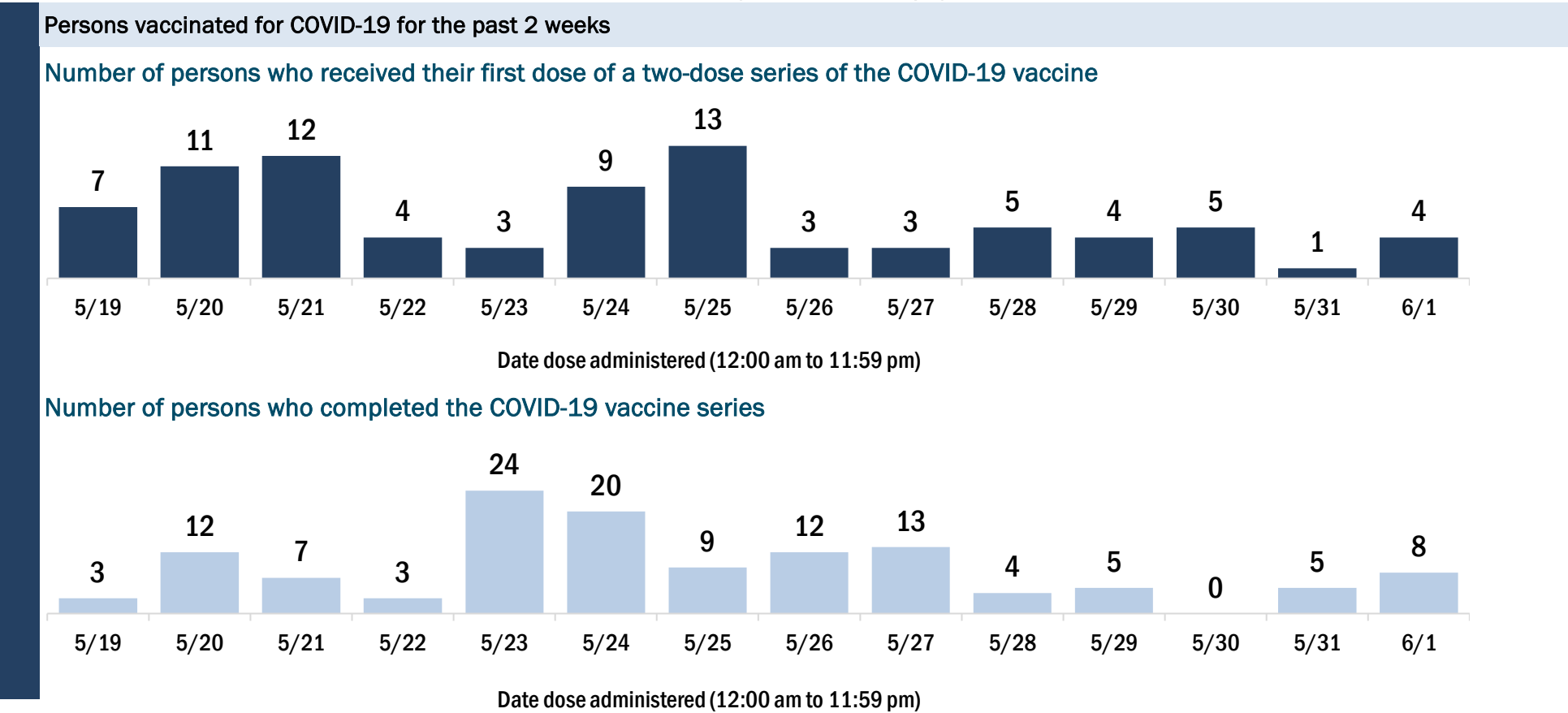
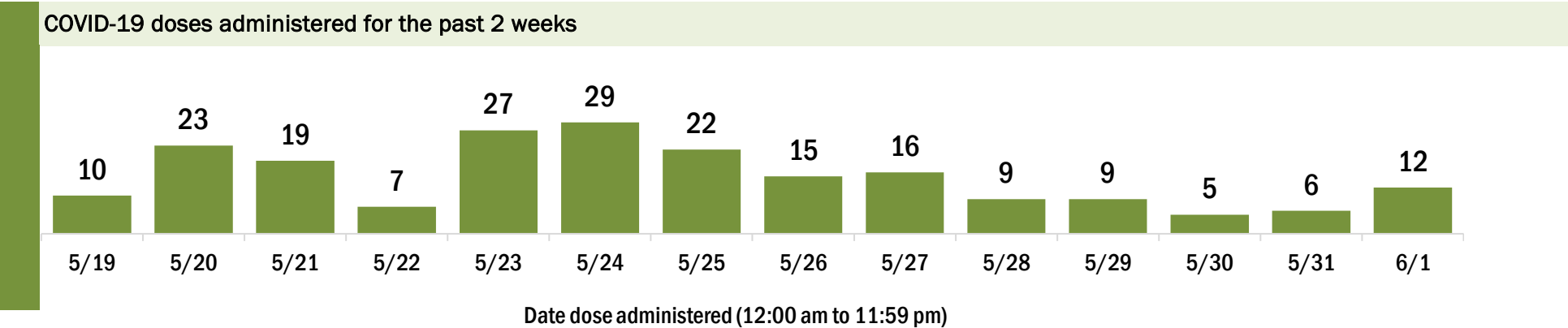
Data in this report are provisional and subject to change.

Data in this summary pertain to COVID-19 vaccines approved by the U.S. Food and Drug Administration and have been issued an Emergency Use Authorization (Janssen COVID-19 Vaccine, Moderna COVID-19 Vaccine and Pfizer-BioNTech COVID-19 Vaccine). These data summarize the number of people who have received either their first dose or have completed the series for a COVID-19 vaccine. **A person can only be counted in one category, first dose or series complete.** For persons receiving Moderna or Pfizer vaccines, once they receive their second dose, they are moved from the first dose column to the series completed column. **Because of this, the total first dose category may show a change from report to report not matching the total receiving their first dose from the previous day.** Persons receiving Johnson & Johnson vaccines will always be counted in the series completed column.

COVID-19 doses for vaccinated persons in Florida	
Doses administered	8,355
People receiving one dose of a 1-dose series (Johnson & Johnson) or receiving only one dose of a 2-dose series (Moderna, Pfizer) count once. Persons receiving both doses of a 2-dose series count twice.	

Current status of persons vaccinated for COVID-19 in Florida	
Total people vaccinated	4,766
First dose	621
Series completed	4,145
Completed 1-dose series	556
Completed 2-dose series	3,589
First dose: current number of people who have only received their first dose of the Moderna or Pfizer vaccine.	
Series complete: current number of people who have received both Moderna or Pfizer vaccine doses or one Johnson & Johnson dose and are considered fully immunized.	

Demographic summary	First dose	Series complete	Total people vaccinated
Age group	621	4,145	4,766
12-14 years	7	0	7
15-24 years	81	206	287
25-34 years	124	331	455
35-44 years	82	267	349
45-54 years	91	326	417
55-64 years	102	659	761
65-74 years	69	1,334	1,403
75-84 years	53	847	900
85+ years	12	175	187
Race	621	4,145	4,766
White	495	3,221	3,716
Black	21	146	167
American Indian/Alaskan	2	24	26
Other	45	270	315
Unknown	58	484	542
Other race includes Asian, native Hawaiian/Pacific Islander, or other.			
Ethnicity	621	4,145	4,766
Hispanic	263	760	1,023
Non-Hispanic	212	1,941	2,153
Unknown	146	1,444	1,590
Gender	621	4,145	4,766
Female	219	1,818	2,037
Male	401	2,326	2,727
Unknown	1	1	2



COVID-19: Gulf County vaccine summary

Vaccination data through Jun 1, 2021 as of Jun 2, 2021 at 12:05 AM

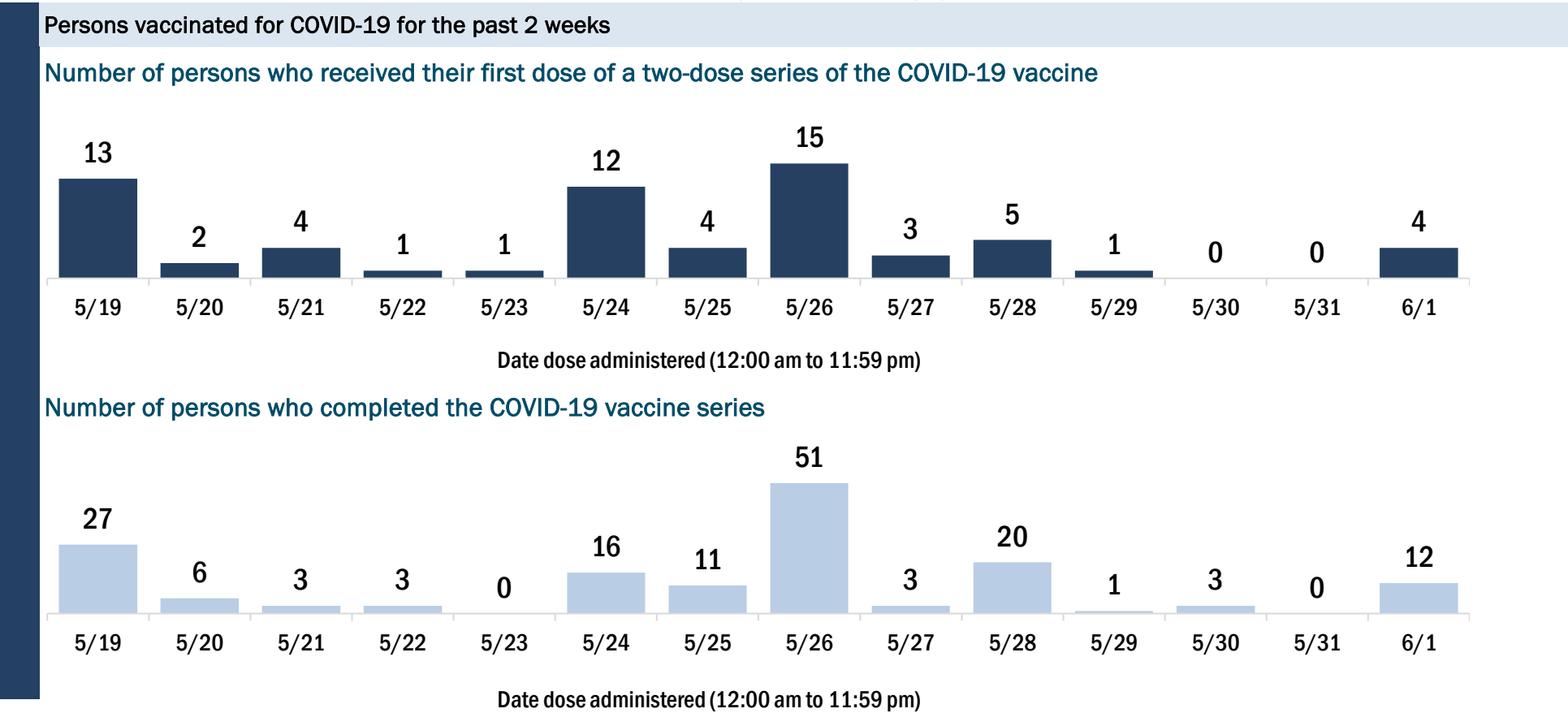
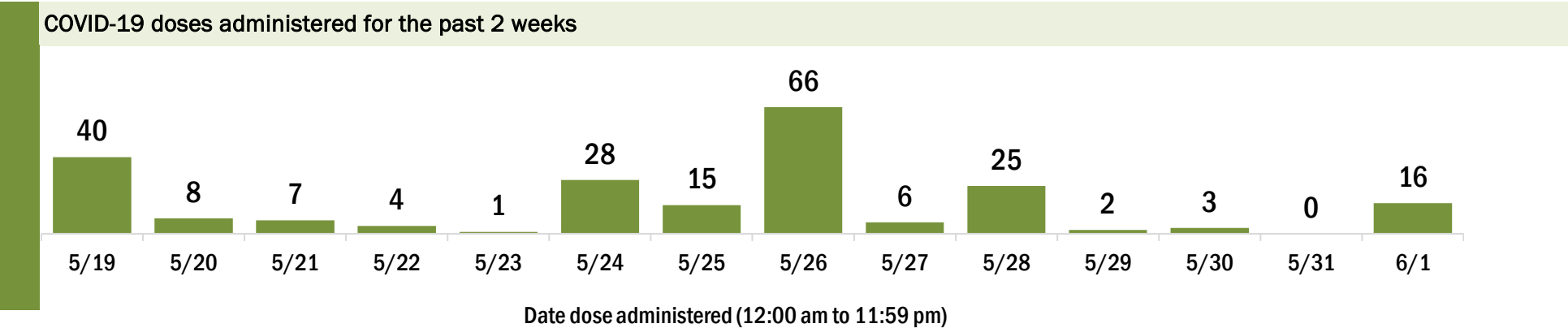
Data in this report are provisional and subject to change.

Data in this summary pertain to COVID-19 vaccines approved by the U.S. Food and Drug Administration and have been issued an Emergency Use Authorization (Janssen COVID-19 Vaccine, Moderna COVID-19 Vaccine and Pfizer-BioNTech COVID-19 Vaccine). These data summarize the number of people who have received either their first dose or have completed the series for a COVID-19 vaccine. **A person can only be counted in one category, first dose or series complete.** For persons receiving Moderna or Pfizer vaccines, once they receive their second dose, they are moved from the first dose column to the series completed column. **Because of this, the total first dose category may show a change from report to report not matching the total receiving their first dose from the previous day.** Persons receiving Johnson & Johnson vaccines will always be counted in the series completed column.

COVID-19 doses for vaccinated persons in Florida	
Doses administered	8,488
People receiving one dose of a 1-dose series (Johnson & Johnson) or receiving only one dose of a 2-dose series (Moderna, Pfizer) count once. Persons receiving both doses of a 2-dose series count twice.	

Current status of persons vaccinated for COVID-19 in Florida	
Total people vaccinated	4,751
First dose	742
Series completed	4,009
Completed 1-dose series	272
Completed 2-dose series	3,737
First dose: current number of people who have only received their first dose of the Moderna or Pfizer vaccine.	
Series complete: current number of people who have received both Moderna or Pfizer vaccine doses or one Johnson & Johnson dose and are considered fully immunized.	

Demographic summary	First dose	Series complete	Total people vaccinated
Age group	742	4,009	4,751
12-14 years	6	0	6
15-24 years	48	94	142
25-34 years	105	159	264
35-44 years	123	232	355
45-54 years	130	430	560
55-64 years	153	785	938
65-74 years	112	1,437	1,549
75-84 years	57	689	746
85+ years	8	183	191
Race	742	4,009	4,751
White	528	3,395	3,923
Black	154	402	556
American Indian/Alaskan	2	13	15
Other	44	132	176
Unknown	14	67	81
Other race includes Asian, native Hawaiian/Pacific Islander, or other.			
Ethnicity	742	4,009	4,751
Hispanic	12	56	68
Non-Hispanic	369	3,301	3,670
Unknown	361	652	1,013
Gender	742	4,009	4,751
Female	301	2,004	2,305
Male	441	2,005	2,446
Unknown	0	0	0



COVID-19: Hamilton County vaccine summary

Vaccination data through Jun 1, 2021 as of Jun 2, 2021 at 12:05 AM

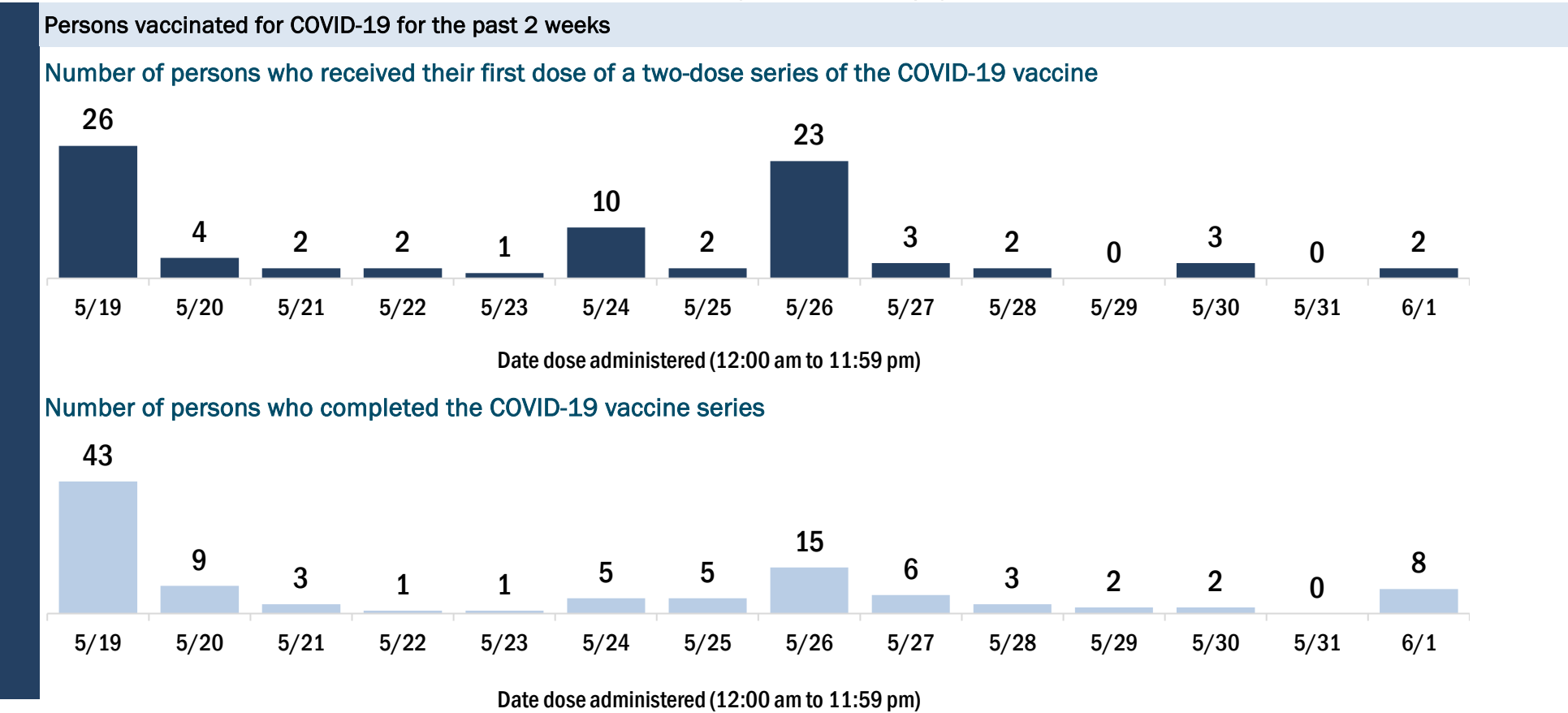
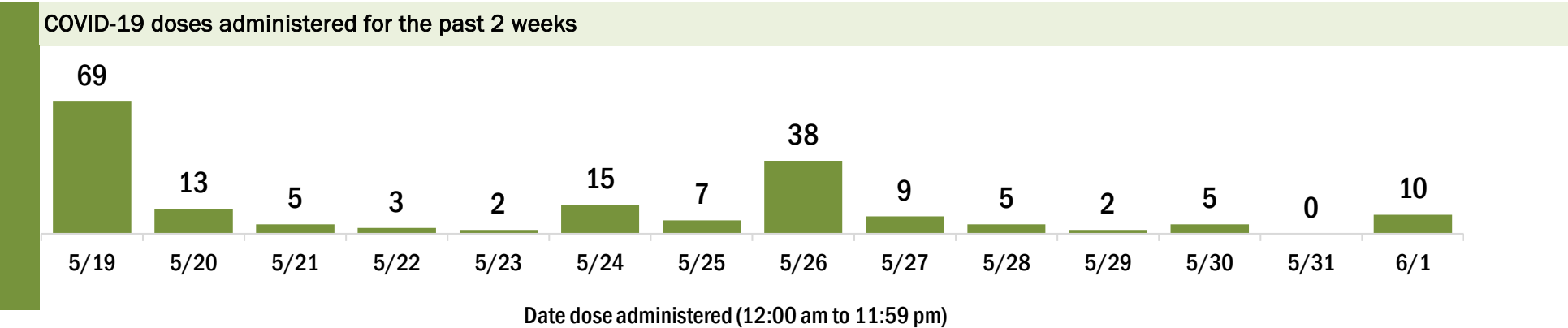
Data in this report are provisional and subject to change.

Data in this summary pertain to COVID-19 vaccines approved by the U.S. Food and Drug Administration and have been issued an Emergency Use Authorization (Janssen COVID-19 Vaccine, Moderna COVID-19 Vaccine and Pfizer-BioNTech COVID-19 Vaccine). These data summarize the number of people who have received either their first dose or have completed the series for a COVID-19 vaccine. **A person can only be counted in one category, first dose or series complete.** For persons receiving Moderna or Pfizer vaccines, once they receive their second dose, they are moved from the first dose column to the series completed column. **Because of this, the total first dose category may show a change from report to report not matching the total receiving their first dose from the previous day.** Persons receiving Johnson & Johnson vaccines will always be counted in the series completed column.

COVID-19 doses for vaccinated persons in Florida	
Doses administered	6,140
People receiving one dose of a 1-dose series (Johnson & Johnson) or receiving only one dose of a 2-dose series (Moderna, Pfizer) count once. Persons receiving both doses of a 2-dose series count twice.	

Current status of persons vaccinated for COVID-19 in Florida	
Total people vaccinated	3,388
First dose	396
Series completed	2,992
Completed 1-dose series	240
Completed 2-dose series	2,752
First dose: current number of people who have only received their first dose of the Moderna or Pfizer vaccine.	
Series complete: current number of people who have received both Moderna or Pfizer vaccine doses or one Johnson & Johnson dose and are considered fully immunized.	

Demographic summary	First dose	Series complete	Total people vaccinated
Age group	396	2,992	3,388
12-14 years	7	0	7
15-24 years	39	68	107
25-34 years	56	165	221
35-44 years	75	231	306
45-54 years	68	353	421
55-64 years	80	675	755
65-74 years	43	931	974
75-84 years	16	444	460
85+ years	12	125	137
Race	396	2,992	3,388
White	183	1,714	1,897
Black	164	824	988
American Indian/Alaskan	2	7	9
Other	27	212	239
Unknown	20	235	255
Other race includes Asian, native Hawaiian/Pacific Islander, or other.			
Ethnicity	396	2,992	3,388
Hispanic	22	121	143
Non-Hispanic	264	1,934	2,198
Unknown	110	937	1,047
Gender	396	2,992	3,388
Female	152	1,483	1,635
Male	244	1,509	1,753
Unknown	0	0	0



COVID-19: Hardee County vaccine summary

Vaccination data through Jun 1, 2021 as of Jun 2, 2021 at 12:05 AM

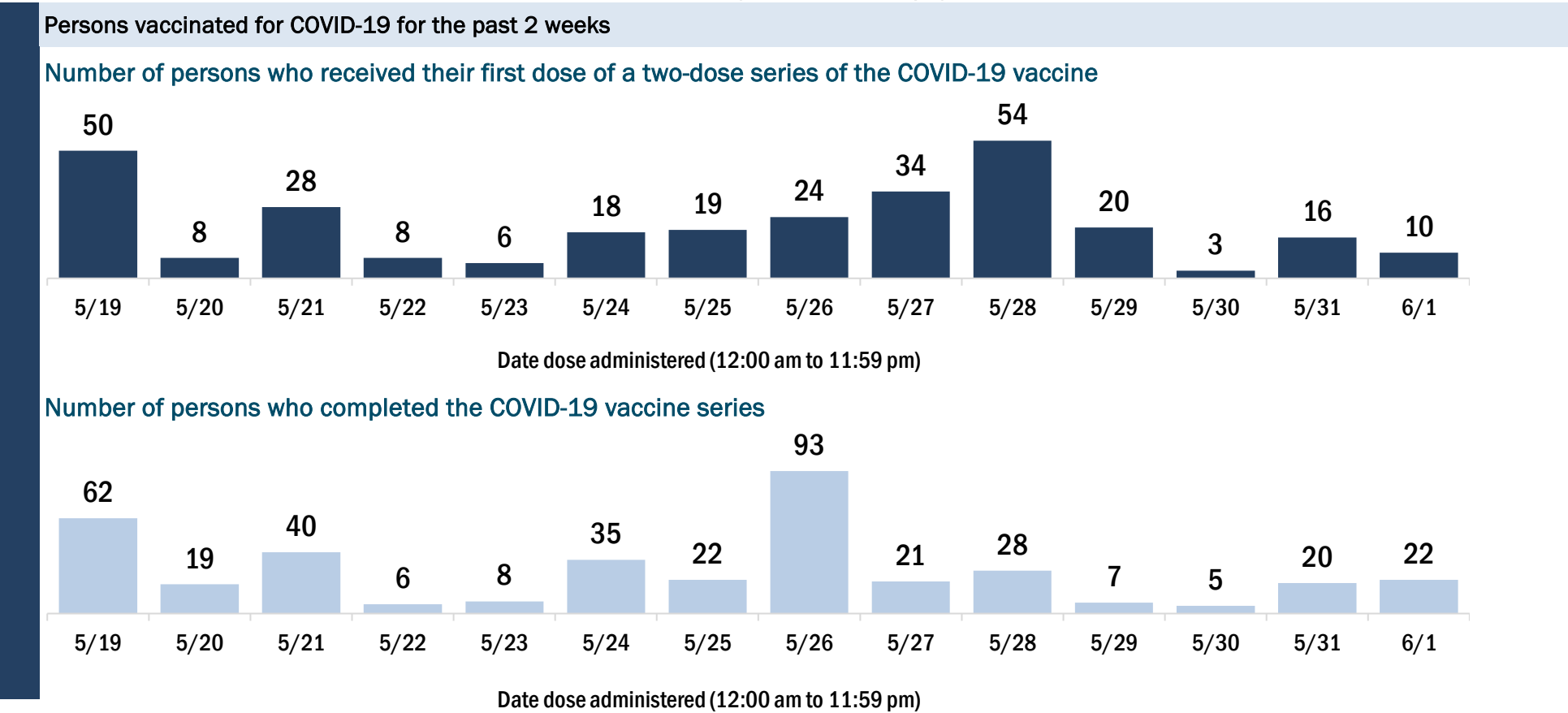
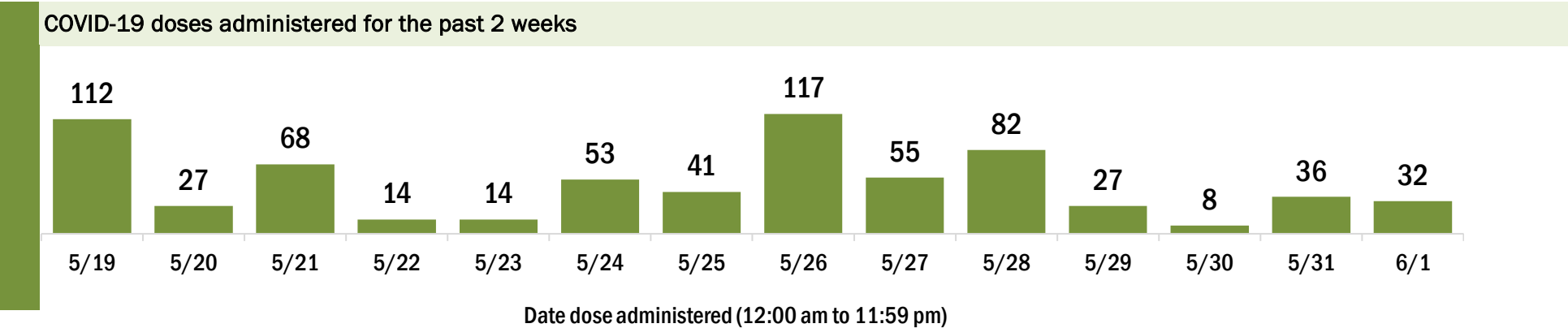
Data in this report are provisional and subject to change.

Data in this summary pertain to COVID-19 vaccines approved by the U.S. Food and Drug Administration and have been issued an Emergency Use Authorization (Janssen COVID-19 Vaccine, Moderna COVID-19 Vaccine and Pfizer-BioNTech COVID-19 Vaccine). These data summarize the number of people who have received either their first dose or have completed the series for a COVID-19 vaccine. **A person can only be counted in one category, first dose or series complete.** For persons receiving Moderna or Pfizer vaccines, once they receive their second dose, they are moved from the first dose column to the series completed column. **Because of this, the total first dose category may show a change from report to report not matching the total receiving their first dose from the previous day.** Persons receiving Johnson & Johnson vaccines will always be counted in the series completed column.

COVID-19 doses for vaccinated persons in Florida	
Doses administered	12,922
People receiving one dose of a 1-dose series (Johnson & Johnson) or receiving only one dose of a 2-dose series (Moderna, Pfizer) count once. Persons receiving both doses of a 2-dose series count twice.	

Current status of persons vaccinated for COVID-19 in Florida	
Total people vaccinated	7,554
First dose	1,689
Series completed	5,865
Completed 1-dose series	497
Completed 2-dose series	5,368
First dose: current number of people who have only received their first dose of the Moderna or Pfizer vaccine.	
Series complete: current number of people who have received both Moderna or Pfizer vaccine doses or one Johnson & Johnson dose and are considered fully immunized.	

Demographic summary	First dose	Series complete	Total people vaccinated
Age group	1,689	5,865	7,554
12-14 years	38	0	38
15-24 years	143	293	436
25-34 years	214	454	668
35-44 years	295	481	776
45-54 years	339	714	1,053
55-64 years	339	1,047	1,386
65-74 years	211	1,569	1,780
75-84 years	88	1,021	1,109
85+ years	22	286	308
Race	1,689	5,865	7,554
White	1,059	4,719	5,778
Black	324	244	568
American Indian/Alaskan	3	31	34
Other	242	607	849
Unknown	61	264	325
Other race includes Asian, native Hawaiian/Pacific Islander, or other.			
Ethnicity	1,689	5,865	7,554
Hispanic	416	1,478	1,894
Non-Hispanic	933	3,691	4,624
Unknown	340	696	1,036
Gender	1,689	5,865	7,554
Female	580	2,956	3,536
Male	1,108	2,907	4,015
Unknown	1	2	3



COVID-19: Hendry County vaccine summary

Vaccination data through Jun 1, 2021 as of Jun 2, 2021 at 12:05 AM

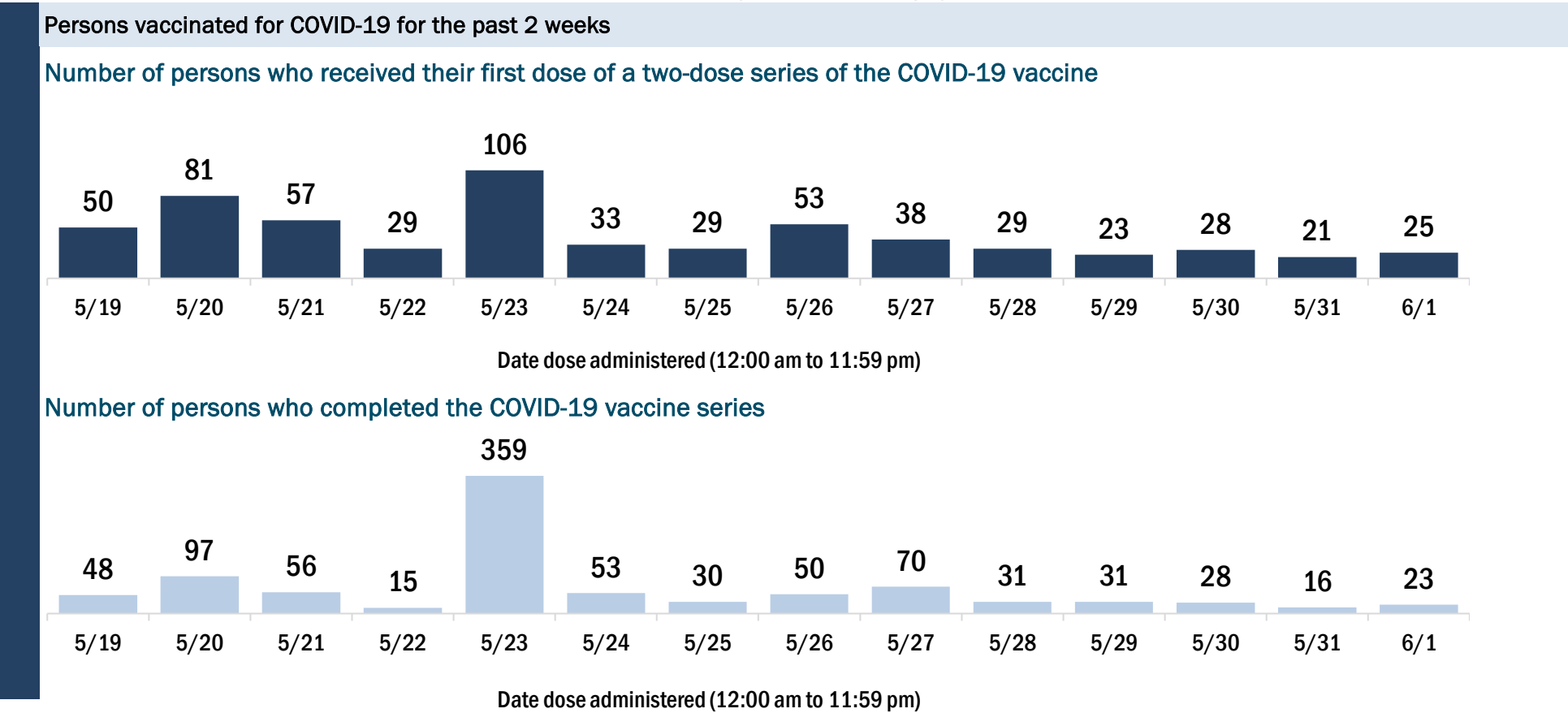
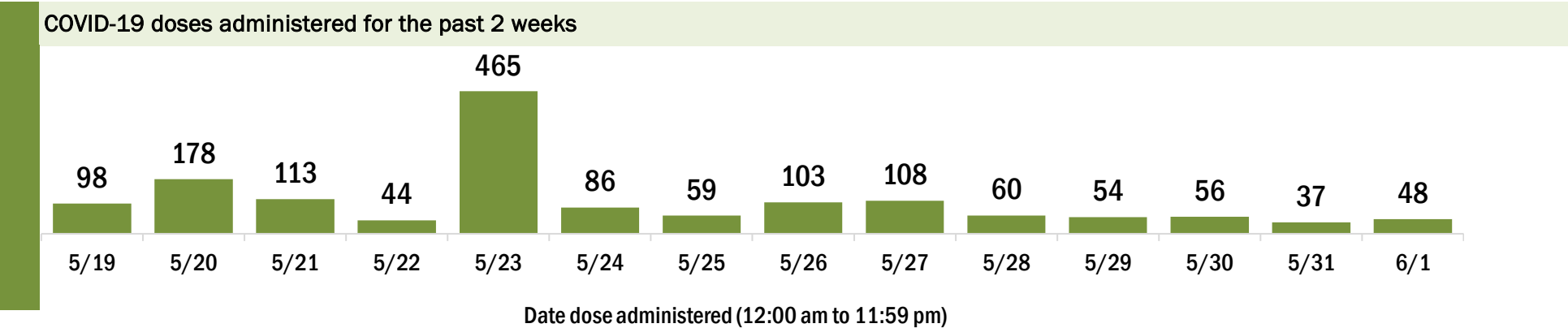
Data in this report are provisional and subject to change.

Data in this summary pertain to COVID-19 vaccines approved by the U.S. Food and Drug Administration and have been issued an Emergency Use Authorization (Janssen COVID-19 Vaccine, Moderna COVID-19 Vaccine and Pfizer-BioNTech COVID-19 Vaccine). These data summarize the number of people who have received either their first dose or have completed the series for a COVID-19 vaccine. **A person can only be counted in one category, first dose or series complete.** For persons receiving Moderna or Pfizer vaccines, once they receive their second dose, they are moved from the first dose column to the series completed column. **Because of this, the total first dose category may show a change from report to report not matching the total receiving their first dose from the previous day.** Persons receiving Johnson & Johnson vaccines will always be counted in the series completed column.

COVID-19 doses for vaccinated persons in Florida	
Doses administered	21,643
People receiving one dose of a 1-dose series (Johnson & Johnson) or receiving only one dose of a 2-dose series (Moderna, Pfizer) count once. Persons receiving both doses of a 2-dose series count twice.	

Current status of persons vaccinated for COVID-19 in Florida	
Total people vaccinated	12,794
First dose	2,386
Series completed	10,408
Completed 1-dose series	1,559
Completed 2-dose series	8,849
First dose: current number of people who have only received their first dose of the Moderna or Pfizer vaccine.	
Series complete: current number of people who have received both Moderna or Pfizer vaccine doses or one Johnson & Johnson dose and are considered fully immunized.	

Demographic summary	First dose	Series complete	Total people vaccinated
Age group	2,386	10,408	12,794
12-14 years	47	0	47
15-24 years	354	764	1,118
25-34 years	361	1,179	1,540
35-44 years	387	1,173	1,560
45-54 years	417	1,603	2,020
55-64 years	446	2,123	2,569
65-74 years	205	2,170	2,375
75-84 years	119	1,084	1,203
85+ years	50	312	362
Race	2,386	10,408	12,794
White	1,574	7,229	8,803
Black	142	685	827
American Indian/Alaskan	3	23	26
Other	442	1,577	2,019
Unknown	225	894	1,119
Other race includes Asian, native Hawaiian/Pacific Islander, or other.			
Ethnicity	2,386	10,408	12,794
Hispanic	1,175	4,297	5,472
Non-Hispanic	600	3,444	4,044
Unknown	611	2,667	3,278
Gender	2,386	10,408	12,794
Female	1,147	4,733	5,880
Male	1,238	5,672	6,910
Unknown	1	3	4



COVID-19: Hernando County vaccine summary

Vaccination data through Jun 1, 2021 as of Jun 2, 2021 at 12:05 AM

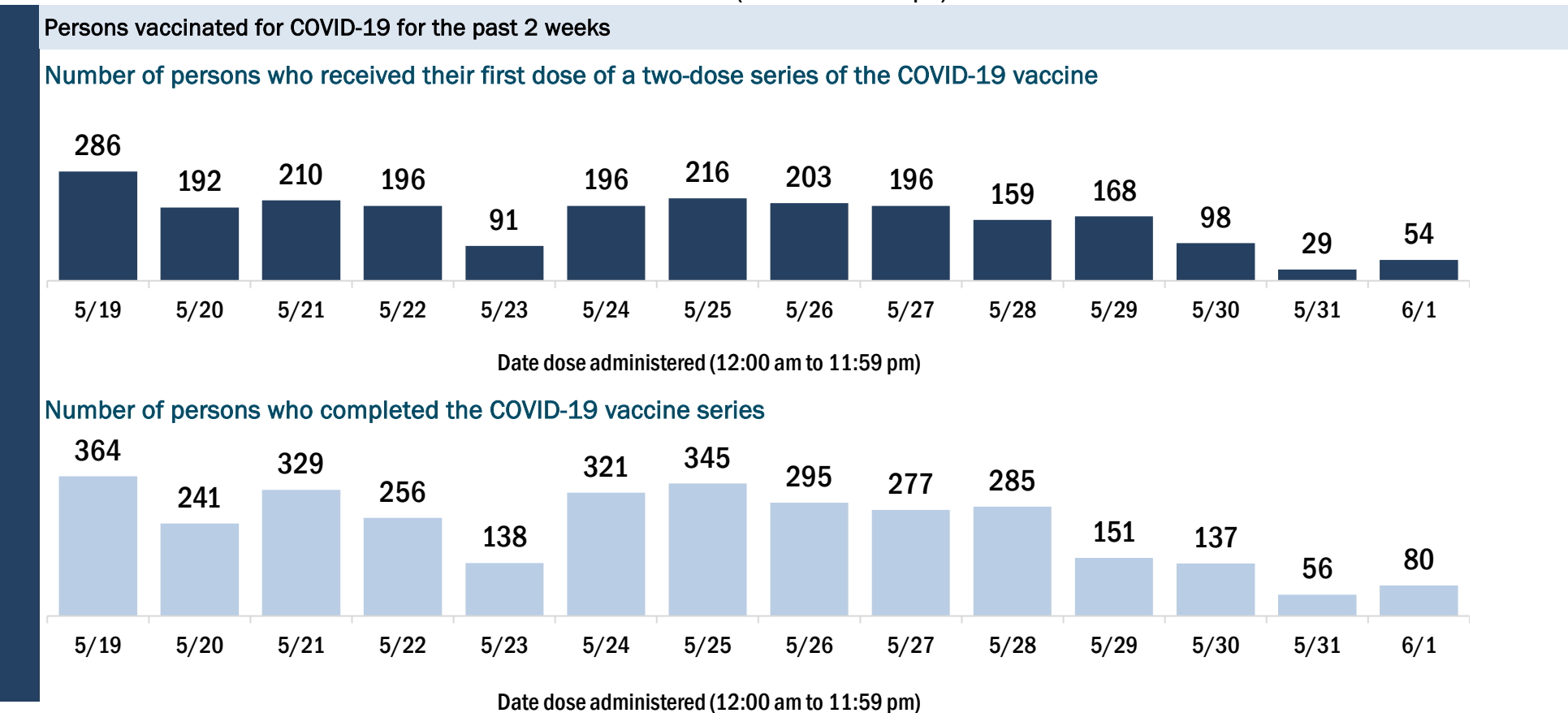
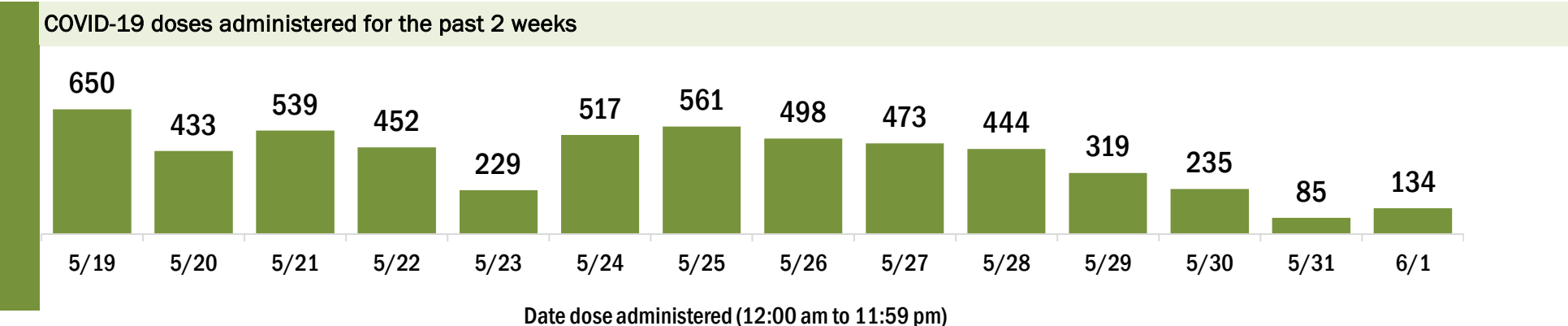
Data in this report are provisional and subject to change.

Data in this summary pertain to COVID-19 vaccines approved by the U.S. Food and Drug Administration and have been issued an Emergency Use Authorization (Janssen COVID-19 Vaccine, Moderna COVID-19 Vaccine and Pfizer-BioNTech COVID-19 Vaccine). These data summarize the number of people who have received either their first dose or have completed the series for a COVID-19 vaccine. **A person can only be counted in one category, first dose or series complete.** For persons receiving Moderna or Pfizer vaccines, once they receive their second dose, they are moved from the first dose column to the series completed column. **Because of this, the total first dose category may show a change from report to report not matching the total receiving their first dose from the previous day.** Persons receiving Johnson & Johnson vaccines will always be counted in the series completed column.

COVID-19 doses for vaccinated persons in Florida	
Doses administered	135,244
People receiving one dose of a 1-dose series (Johnson & Johnson) or receiving only one dose of a 2-dose series (Moderna, Pfizer) count once. Persons receiving both doses of a 2-dose series count twice.	

Current status of persons vaccinated for COVID-19 in Florida	
Total people vaccinated	77,357
First dose	13,055
Series completed	64,302
Completed 1-dose series	6,415
Completed 2-dose series	57,887
First dose: current number of people who have only received their first dose of the Moderna or Pfizer vaccine.	
Series complete: current number of people who have received both Moderna or Pfizer vaccine doses or one Johnson & Johnson dose and are considered fully immunized.	

Demographic summary	First dose	Series complete	Total people vaccinated
Age group	13,055	64,302	77,357
12-14 years	383	1	384
15-24 years	1,339	2,243	3,582
25-34 years	1,127	2,996	4,123
35-44 years	1,378	4,251	5,629
45-54 years	1,754	7,108	8,862
55-64 years	2,434	12,678	15,112
65-74 years	2,374	19,040	21,414
75-84 years	1,598	12,166	13,764
85+ years	668	3,819	4,487
Race	13,055	64,302	77,357
White	8,818	45,977	54,795
Black	475	1,802	2,277
American Indian/Alaskan	75	209	284
Other	1,340	4,703	6,043
Unknown	2,347	11,611	13,958
Other race includes Asian, native Hawaiian/Pacific Islander, or other.			
Ethnicity	13,055	64,302	77,357
Hispanic	1,382	4,019	5,401
Non-Hispanic	6,592	35,739	42,331
Unknown	5,081	24,544	29,625
Gender	13,055	64,302	77,357
Female	7,135	36,560	43,695
Male	5,909	27,705	33,614
Unknown	11	37	48



COVID-19: Highlands County vaccine summary

Vaccination data through Jun 1, 2021 as of Jun 2, 2021 at 12:05 AM

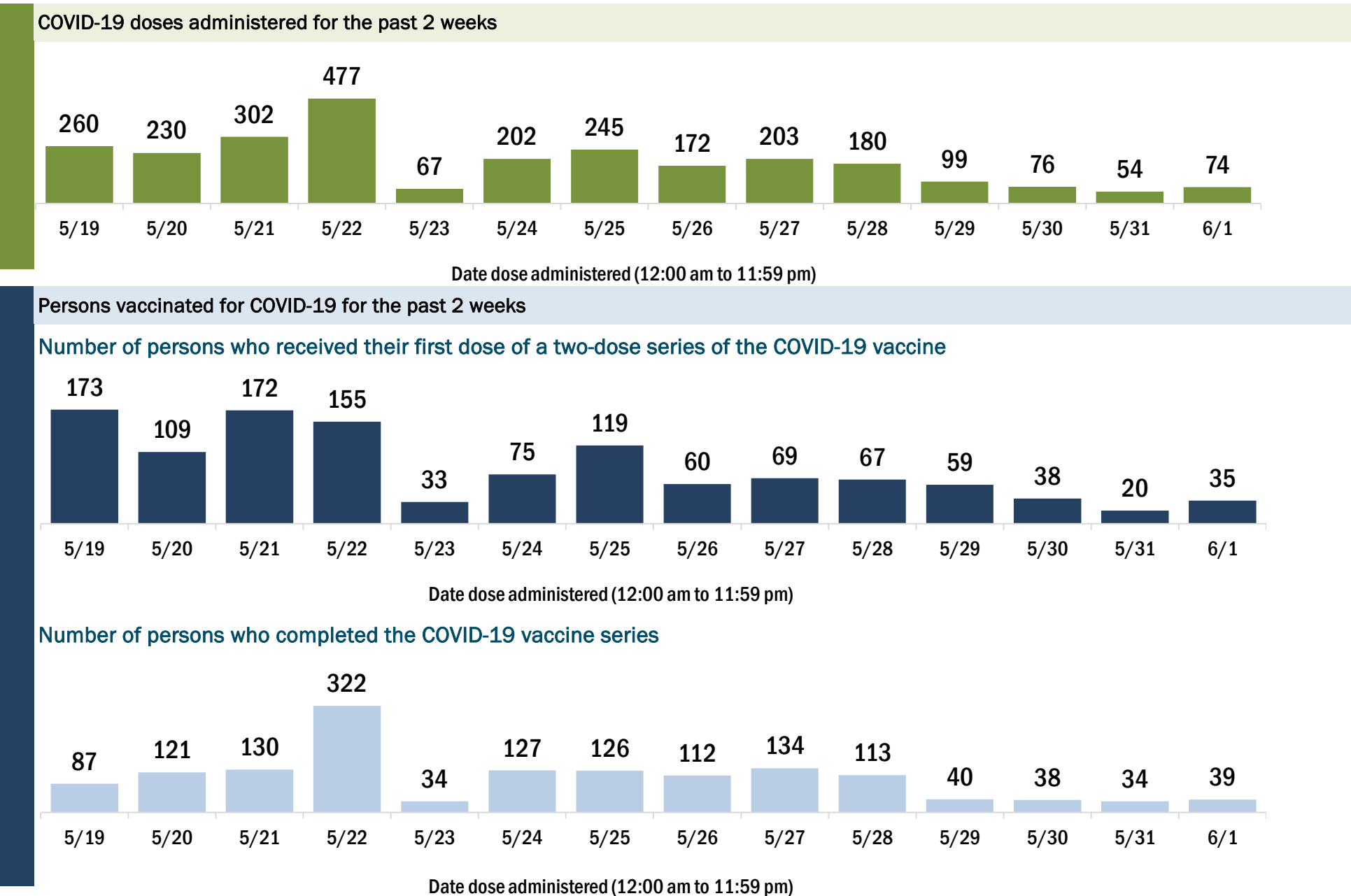
Data in this report are provisional and subject to change.

Data in this summary pertain to COVID-19 vaccines approved by the U.S. Food and Drug Administration and have been issued an Emergency Use Authorization (Janssen COVID-19 Vaccine, Moderna COVID-19 Vaccine and Pfizer-BioNTech COVID-19 Vaccine). These data summarize the number of people who have received either their first dose or have completed the series for a COVID-19 vaccine. **A person can only be counted in one category, first dose or series complete.** For persons receiving Moderna or Pfizer vaccines, once they receive their second dose, they are moved from the first dose column to the series completed column. **Because of this, the total first dose category may show a change from report to report not matching the total receiving their first dose from the previous day.** Persons receiving Johnson & Johnson vaccines will always be counted in the series completed column.

COVID-19 doses for vaccinated persons in Florida	
Doses administered	79,134
People receiving one dose of a 1-dose series (Johnson & Johnson) or receiving only one dose of a 2-dose series (Moderna, Pfizer) count once. Persons receiving both doses of a 2-dose series count twice.	

Current status of persons vaccinated for COVID-19 in Florida	
Total people vaccinated	46,236
First dose	11,600
Series completed	34,636
Completed 1-dose series	1,738
Completed 2-dose series	32,898
First dose: current number of people who have only received their first dose of the Moderna or Pfizer vaccine.	
Series complete: current number of people who have received both Moderna or Pfizer vaccine doses or one Johnson & Johnson dose and are considered fully immunized.	

Demographic summary	First dose	Series complete	Total people vaccinated
Age group	11,600	34,636	46,236
12-14 years	119	0	119
15-24 years	524	845	1,369
25-34 years	511	1,261	1,772
35-44 years	743	1,530	2,273
45-54 years	1,002	2,592	3,594
55-64 years	1,847	5,910	7,757
65-74 years	3,358	11,341	14,699
75-84 years	2,645	8,699	11,344
85+ years	851	2,458	3,309
Race	11,600	34,636	46,236
White	8,742	27,714	36,456
Black	588	1,341	1,929
American Indian/Alaskan	118	254	372
Other	917	2,397	3,314
Unknown	1,235	2,930	4,165
Other race includes Asian, native Hawaiian/Pacific Islander, or other.			
Ethnicity	11,600	34,636	46,236
Hispanic	1,623	3,277	4,900
Non-Hispanic	6,826	24,386	31,212
Unknown	3,151	6,973	10,124
Gender	11,600	34,636	46,236
Female	6,026	18,676	24,702
Male	5,556	15,942	21,498
Unknown	18	18	36



COVID-19: Hillsborough County vaccine summary

Vaccination data through Jun 1, 2021 as of Jun 2, 2021 at 12:05 AM

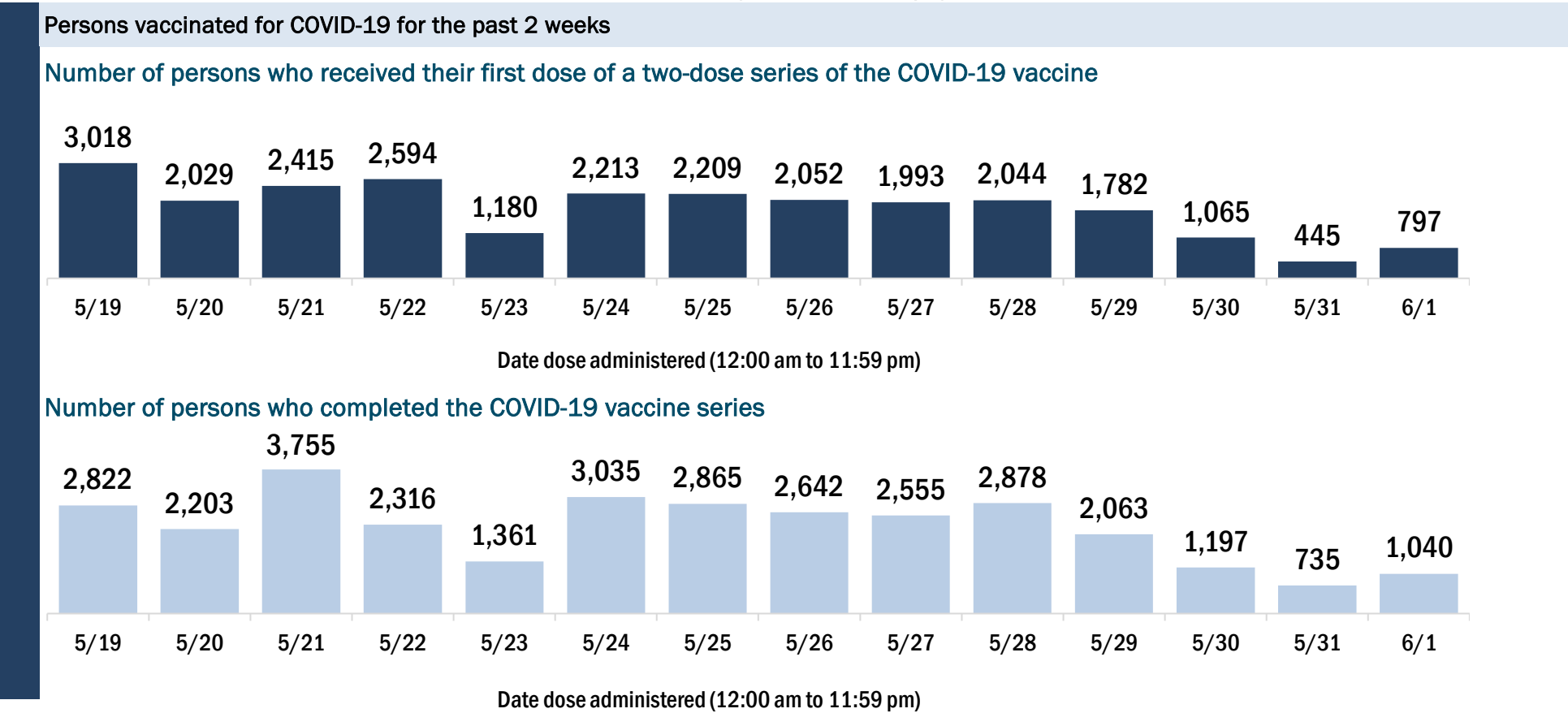
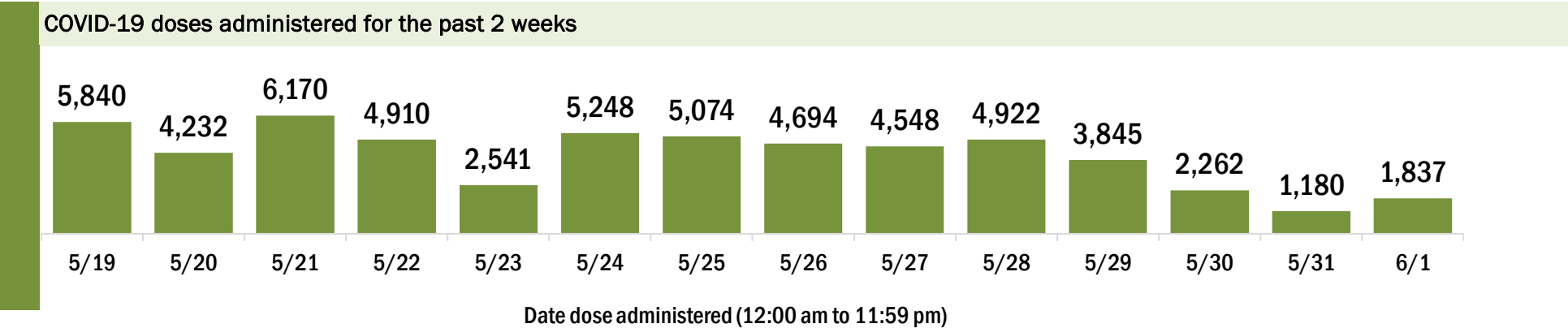
Data in this report are provisional and subject to change.

Data in this summary pertain to COVID-19 vaccines approved by the U.S. Food and Drug Administration and have been issued an Emergency Use Authorization (Janssen COVID-19 Vaccine, Moderna COVID-19 Vaccine and Pfizer-BioNTech COVID-19 Vaccine). These data summarize the number of people who have received either their first dose or have completed the series for a COVID-19 vaccine. **A person can only be counted in one category, first dose or series complete.** For persons receiving Moderna or Pfizer vaccines, once they receive their second dose, they are moved from the first dose column to the series completed column. **Because of this, the total first dose category may show a change from report to report not matching the total receiving their first dose from the previous day.** Persons receiving Johnson & Johnson vaccines will always be counted in the series completed column.

COVID-19 doses for vaccinated persons in Florida	
Doses administered	1,054,872
People receiving one dose of a 1-dose series (Johnson & Johnson) or receiving only one dose of a 2-dose series (Moderna, Pfizer) count once. Persons receiving both doses of a 2-dose series count twice.	

Current status of persons vaccinated for COVID-19 in Florida	
Total people vaccinated	632,127
First dose	146,794
Series completed	485,333
Completed 1-dose series	62,588
Completed 2-dose series	422,745
First dose: current number of people who have only received their first dose of the Moderna or Pfizer vaccine.	
Series complete: current number of people who have received both Moderna or Pfizer vaccine doses or one Johnson & Johnson dose and are considered fully immunized.	

Demographic summary	First dose	Series complete	Total people vaccinated
Age group	146,794	485,333	632,127
12-14 years	7,025	26	7,051
15-24 years	18,551	41,153	59,704
25-34 years	17,999	60,825	78,824
35-44 years	18,366	72,585	90,951
45-54 years	18,096	85,009	103,105
55-64 years	18,628	97,470	116,098
65-74 years	28,471	76,978	105,449
75-84 years	14,781	37,858	52,639
85+ years	4,877	13,429	18,306
Race	146,794	485,333	632,127
White	89,483	308,560	398,043
Black	12,151	33,718	45,869
American Indian/Alaskan	788	1,364	2,152
Other	22,574	68,984	91,558
Unknown	21,798	72,707	94,505
Other race includes Asian, native Hawaiian/Pacific Islander, or other.			
Ethnicity	146,794	485,333	632,127
Hispanic	28,328	57,954	86,282
Non-Hispanic	70,537	269,186	339,723
Unknown	47,929	158,193	206,122
Gender	146,794	485,333	632,127
Female	77,545	265,933	343,478
Male	69,034	219,084	288,118
Unknown	215	316	531



COVID-19: Holmes County vaccine summary

Vaccination data through Jun 1, 2021 as of Jun 2, 2021 at 12:05 AM

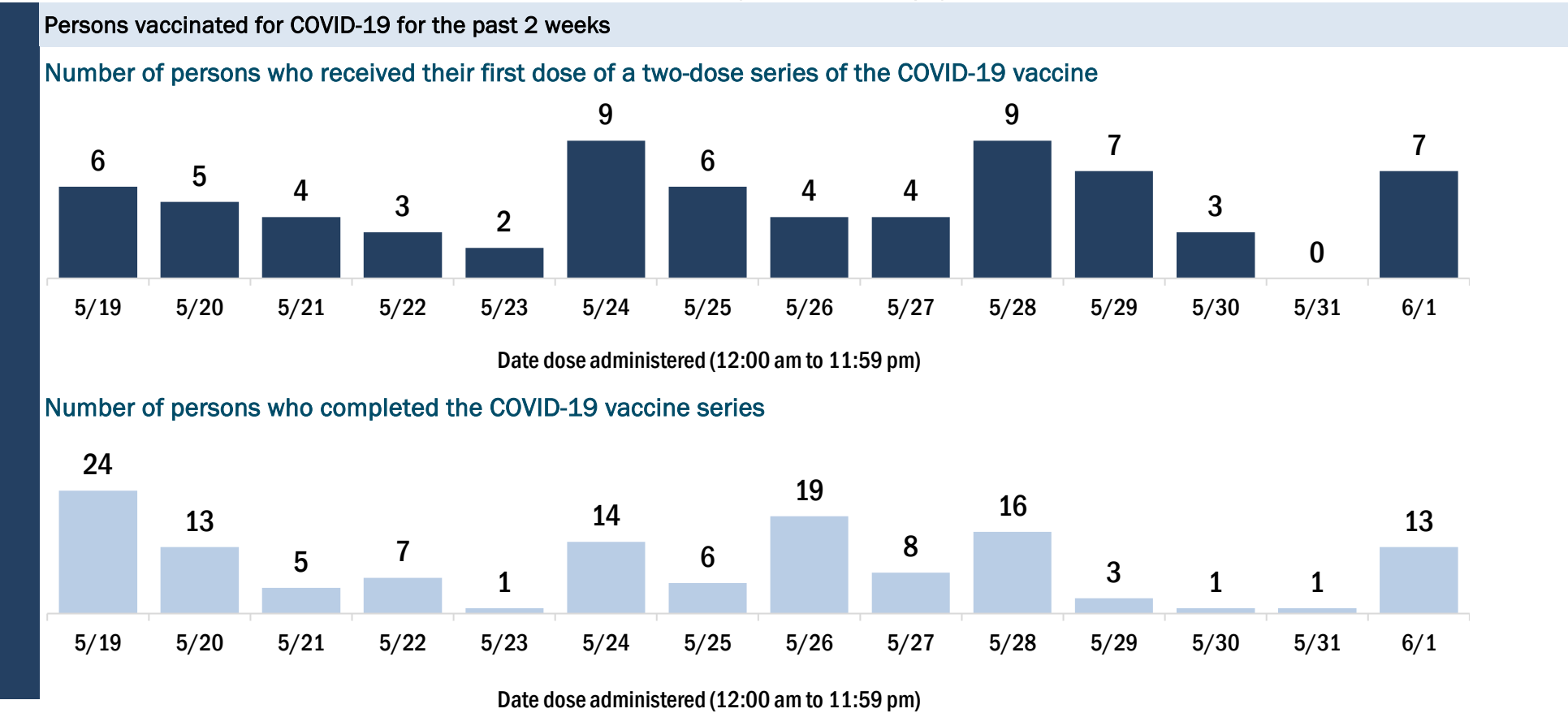
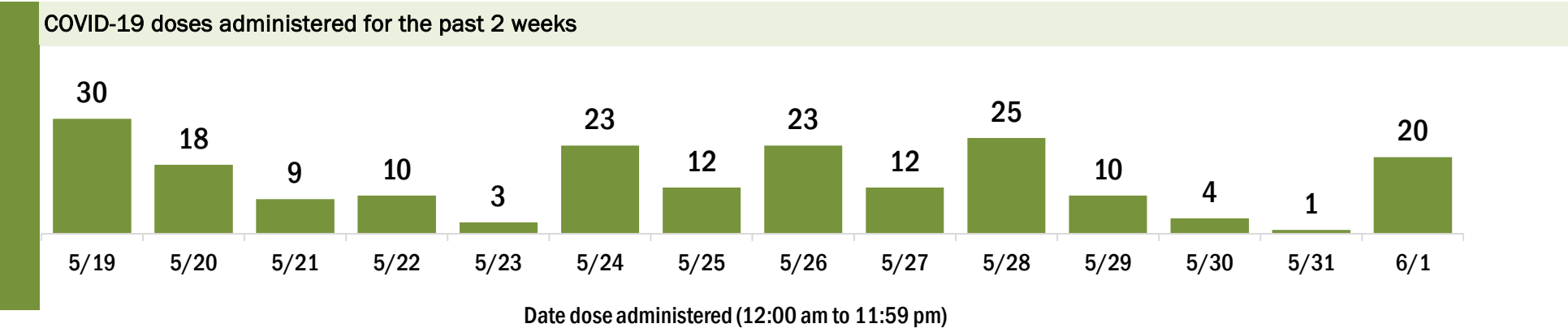
Data in this report are provisional and subject to change.

Data in this summary pertain to COVID-19 vaccines approved by the U.S. Food and Drug Administration and have been issued an Emergency Use Authorization (Janssen COVID-19 Vaccine, Moderna COVID-19 Vaccine and Pfizer-BioNTech COVID-19 Vaccine). These data summarize the number of people who have received either their first dose or have completed the series for a COVID-19 vaccine. **A person can only be counted in one category, first dose or series complete.** For persons receiving Moderna or Pfizer vaccines, once they receive their second dose, they are moved from the first dose column to the series completed column. **Because of this, the total first dose category may show a change from report to report not matching the total receiving their first dose from the previous day.** Persons receiving Johnson & Johnson vaccines will always be counted in the series completed column.

COVID-19 doses for vaccinated persons in Florida	
Doses administered	7,364
People receiving one dose of a 1-dose series (Johnson & Johnson) or receiving only one dose of a 2-dose series (Moderna, Pfizer) count once. Persons receiving both doses of a 2-dose series count twice.	

Current status of persons vaccinated for COVID-19 in Florida	
Total people vaccinated	4,123
First dose	538
Series completed	3,585
Completed 1-dose series	344
Completed 2-dose series	3,241
First dose: current number of people who have only received their first dose of the Moderna or Pfizer vaccine.	
Series complete: current number of people who have received both Moderna or Pfizer vaccine doses or one Johnson & Johnson dose and are considered fully immunized.	

Demographic summary	First dose	Series complete	Total people vaccinated
Age group	538	3,585	4,123
12-14 years	5	0	5
15-24 years	34	92	126
25-34 years	60	187	247
35-44 years	86	260	346
45-54 years	76	404	480
55-64 years	108	750	858
65-74 years	90	1,036	1,126
75-84 years	56	676	732
85+ years	23	180	203
Race	538	3,585	4,123
White	397	3,023	3,420
Black	71	214	285
American Indian/Alaskan	3	37	40
Other	36	206	242
Unknown	31	105	136
Other race includes Asian, native Hawaiian/Pacific Islander, or other.			
Ethnicity	538	3,585	4,123
Hispanic	13	74	87
Non-Hispanic	400	3,023	3,423
Unknown	125	488	613
Gender	538	3,585	4,123
Female	247	1,778	2,025
Male	291	1,807	2,098
Unknown	0	0	0



COVID-19: Indian River County vaccine summary

Vaccination data through Jun 1, 2021 as of Jun 2, 2021 at 12:05 AM

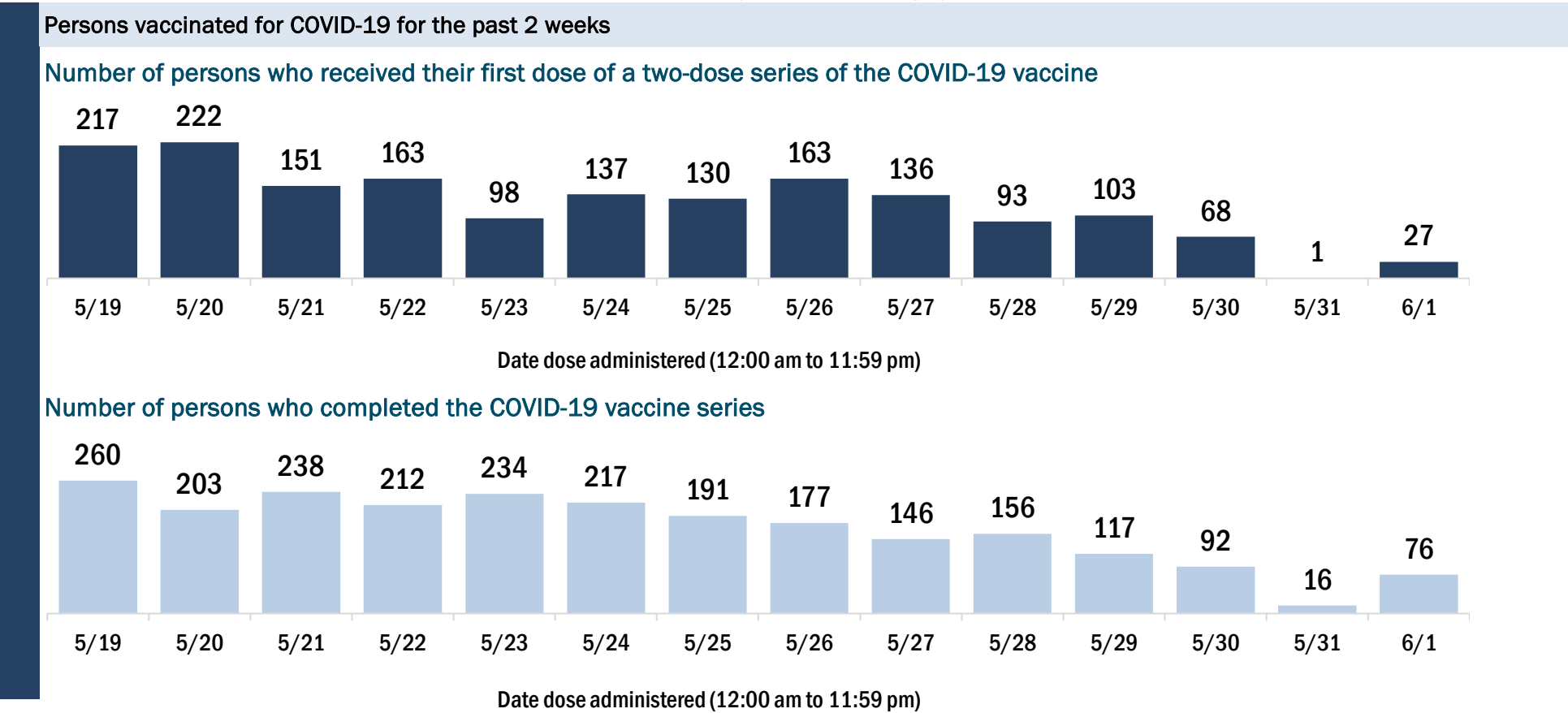
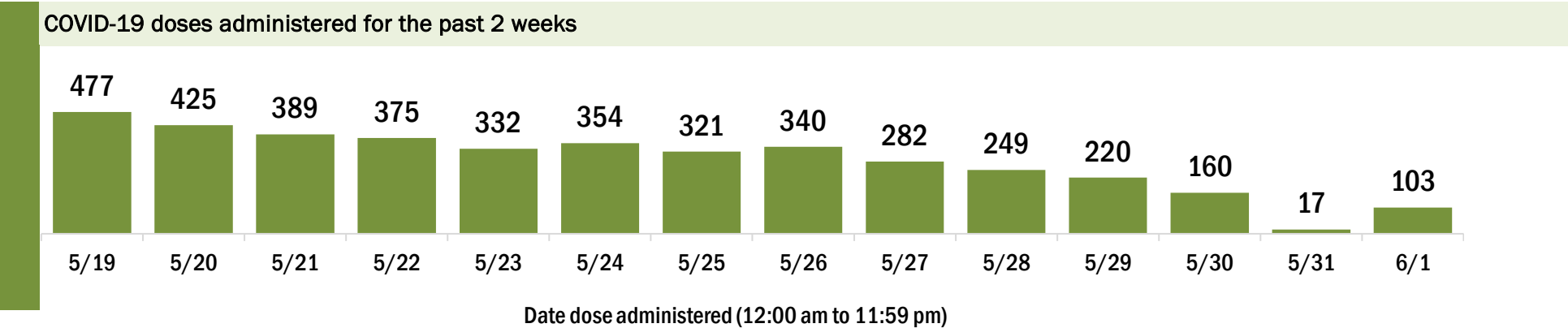
Data in this report are provisional and subject to change.

Data in this summary pertain to COVID-19 vaccines approved by the U.S. Food and Drug Administration and have been issued an Emergency Use Authorization (Janssen COVID-19 Vaccine, Moderna COVID-19 Vaccine and Pfizer-BioNTech COVID-19 Vaccine). These data summarize the number of people who have received either their first dose or have completed the series for a COVID-19 vaccine. **A person can only be counted in one category, first dose or series complete.** For persons receiving Moderna or Pfizer vaccines, once they receive their second dose, they are moved from the first dose column to the series completed column. **Because of this, the total first dose category may show a change from report to report not matching the total receiving their first dose from the previous day.** Persons receiving Johnson & Johnson vaccines will always be counted in the series completed column.

COVID-19 doses for vaccinated persons in Florida	
Doses administered	156,091
People receiving one dose of a 1-dose series (Johnson & Johnson) or receiving only one dose of a 2-dose series (Moderna, Pfizer) count once. Persons receiving both doses of a 2-dose series count twice.	

Current status of persons vaccinated for COVID-19 in Florida	
Total people vaccinated	89,252
First dose	19,109
Series completed	70,143
Completed 1-dose series	3,304
Completed 2-dose series	66,839
First dose: current number of people who have only received their first dose of the Moderna or Pfizer vaccine.	
Series complete: current number of people who have received both Moderna or Pfizer vaccine doses or one Johnson & Johnson dose and are considered fully immunized.	

Demographic summary	First dose	Series complete	Total people vaccinated
Age group	19,109	70,143	89,252
12-14 years	318	0	318
15-24 years	1,286	2,152	3,438
25-34 years	1,303	2,900	4,203
35-44 years	1,442	3,863	5,305
45-54 years	1,992	6,407	8,399
55-64 years	3,556	13,549	17,105
65-74 years	4,276	22,436	26,712
75-84 years	3,375	14,065	17,440
85+ years	1,561	4,771	6,332
Race	19,109	70,143	89,252
White	13,527	50,814	64,341
Black	1,103	2,277	3,380
American Indian/Alaskan	140	340	480
Other	1,560	5,358	6,918
Unknown	2,779	11,354	14,133
Other race includes Asian, native Hawaiian/Pacific Islander, or other.			
Ethnicity	19,109	70,143	89,252
Hispanic	1,997	3,622	5,619
Non-Hispanic	9,162	41,919	51,081
Unknown	7,950	24,602	32,552
Gender	19,109	70,143	89,252
Female	10,108	38,786	48,894
Male	8,789	31,317	40,106
Unknown	212	40	252



COVID-19: Jackson County vaccine summary

Vaccination data through Jun 1, 2021 as of Jun 2, 2021 at 12:05 AM

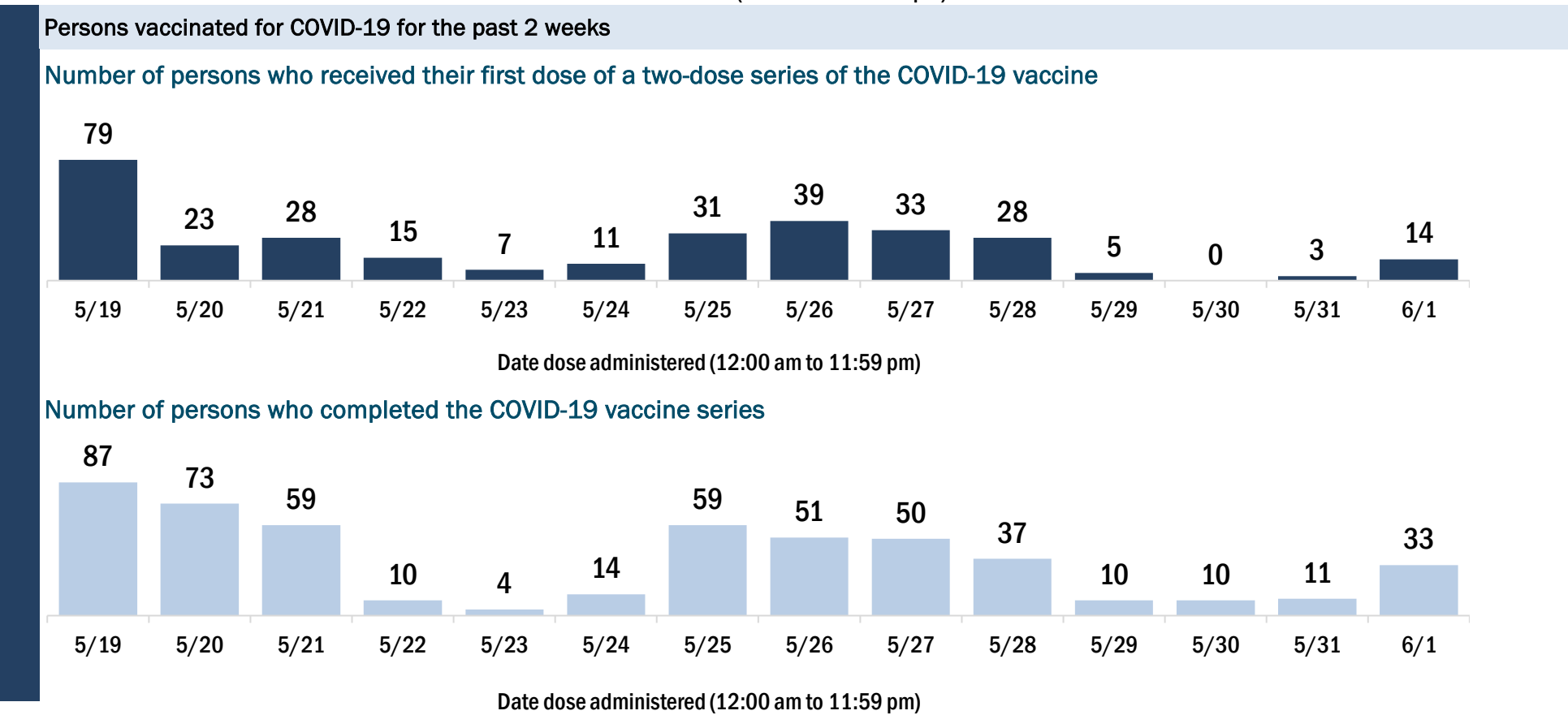
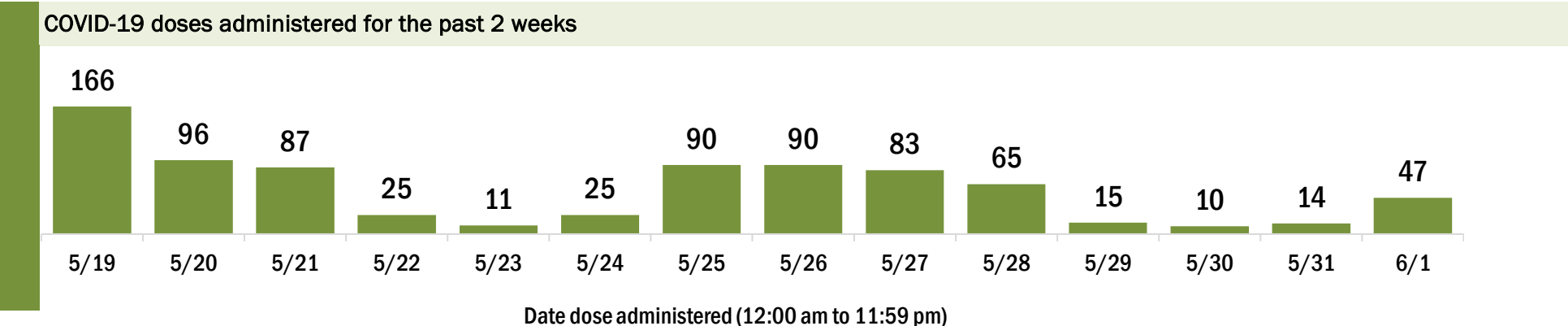
Data in this report are provisional and subject to change.

Data in this summary pertain to COVID-19 vaccines approved by the U.S. Food and Drug Administration and have been issued an Emergency Use Authorization (Janssen COVID-19 Vaccine, Moderna COVID-19 Vaccine and Pfizer-BioNTech COVID-19 Vaccine). These data summarize the number of people who have received either their first dose or have completed the series for a COVID-19 vaccine. **A person can only be counted in one category, first dose or series complete.** For persons receiving Moderna or Pfizer vaccines, once they receive their second dose, they are moved from the first dose column to the series completed column. **Because of this, the total first dose category may show a change from report to report not matching the total receiving their first dose from the previous day.** Persons receiving Johnson & Johnson vaccines will always be counted in the series completed column.

COVID-19 doses for vaccinated persons in Florida	
Doses administered	25,075
People receiving one dose of a 1-dose series (Johnson & Johnson) or receiving only one dose of a 2-dose series (Moderna, Pfizer) count once. Persons receiving both doses of a 2-dose series count twice.	

Current status of persons vaccinated for COVID-19 in Florida	
Total people vaccinated	14,151
First dose	2,169
Series completed	11,982
Completed 1-dose series	1,058
Completed 2-dose series	10,924
First dose: current number of people who have only received their first dose of the Moderna or Pfizer vaccine.	
Series complete: current number of people who have received both Moderna or Pfizer vaccine doses or one Johnson & Johnson dose and are considered fully immunized.	

Demographic summary	First dose	Series complete	Total people vaccinated
Age group	2,169	11,982	14,151
12-14 years	20	0	20
15-24 years	138	305	443
25-34 years	221	718	939
35-44 years	275	1,095	1,370
45-54 years	331	1,625	1,956
55-64 years	351	2,630	2,981
65-74 years	408	3,198	3,606
75-84 years	314	1,803	2,117
85+ years	111	608	719
Race	2,169	11,982	14,151
White	1,276	8,031	9,307
Black	508	2,792	3,300
American Indian/Alaskan	13	59	72
Other	106	531	637
Unknown	266	569	835
Other race includes Asian, native Hawaiian/Pacific Islander, or other.			
Ethnicity	2,169	11,982	14,151
Hispanic	78	343	421
Non-Hispanic	1,193	8,700	9,893
Unknown	898	2,939	3,837
Gender	2,169	11,982	14,151
Female	1,009	5,976	6,985
Male	1,159	6,006	7,165
Unknown	1	0	1



COVID-19: Jefferson County vaccine summary

Vaccination data through Jun 1, 2021 as of Jun 2, 2021 at 12:05 AM

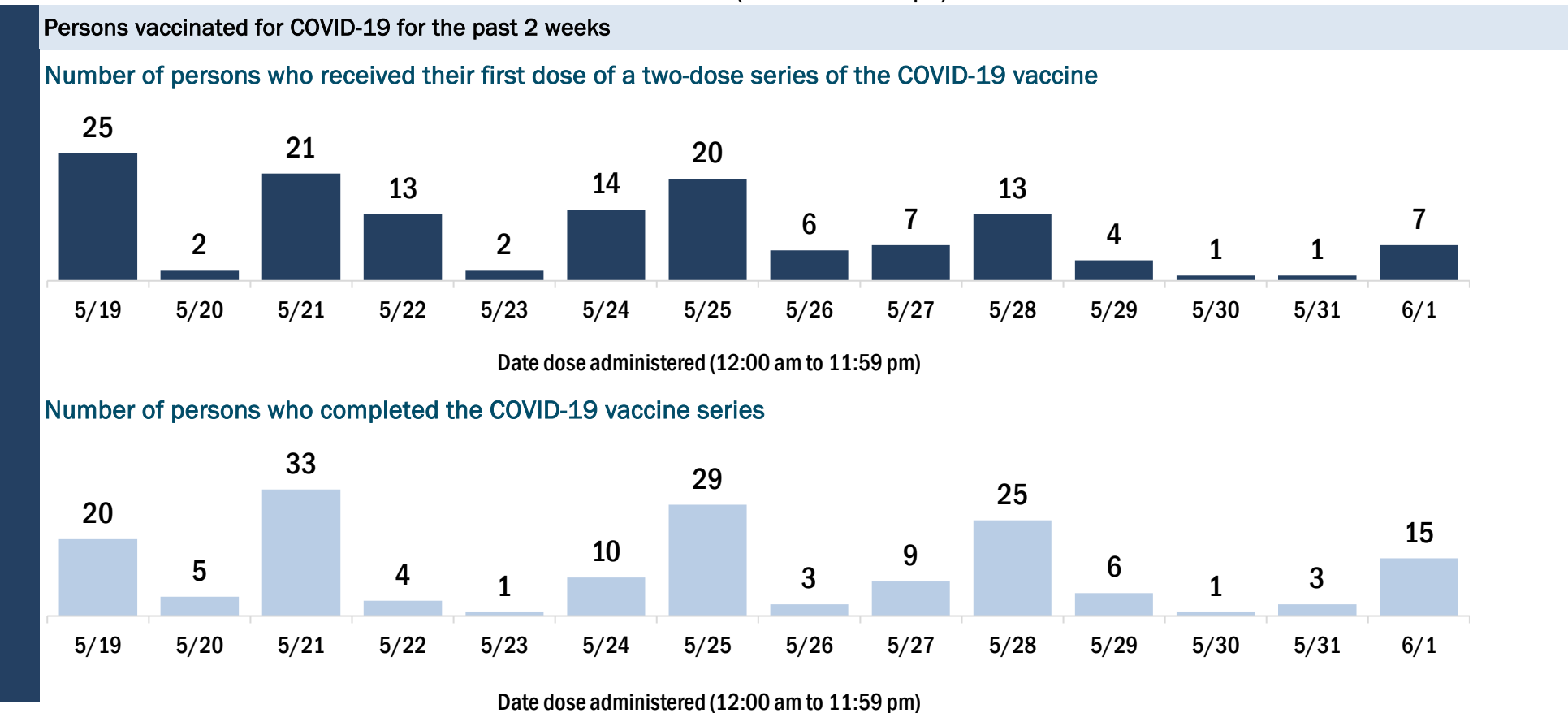
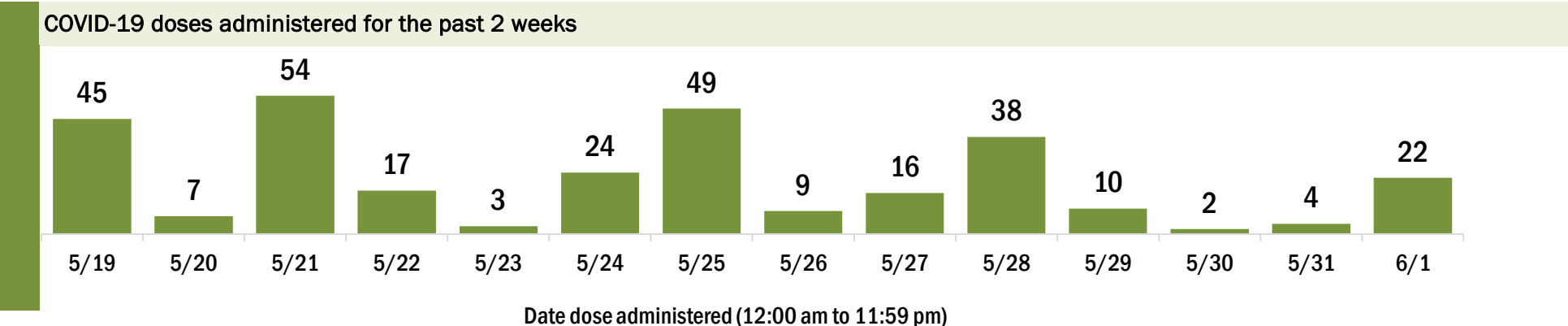
Data in this report are provisional and subject to change.

Data in this summary pertain to COVID-19 vaccines approved by the U.S. Food and Drug Administration and have been issued an Emergency Use Authorization (Janssen COVID-19 Vaccine, Moderna COVID-19 Vaccine and Pfizer-BioNTech COVID-19 Vaccine). These data summarize the number of people who have received either their first dose or have completed the series for a COVID-19 vaccine. **A person can only be counted in one category, first dose or series complete.** For persons receiving Moderna or Pfizer vaccines, once they receive their second dose, they are moved from the first dose column to the series completed column. **Because of this, the total first dose category may show a change from report to report not matching the total receiving their first dose from the previous day.** Persons receiving Johnson & Johnson vaccines will always be counted in the series completed column.

COVID-19 doses for vaccinated persons in Florida	
Doses administered	10,162
People receiving one dose of a 1-dose series (Johnson & Johnson) or receiving only one dose of a 2-dose series (Moderna, Pfizer) count once. Persons receiving both doses of a 2-dose series count twice.	

Current status of persons vaccinated for COVID-19 in Florida	
Total people vaccinated	5,584
First dose	649
Series completed	4,935
Completed 1-dose series	357
Completed 2-dose series	4,578
First dose: current number of people who have only received their first dose of the Moderna or Pfizer vaccine.	
Series complete: current number of people who have received both Moderna or Pfizer vaccine doses or one Johnson & Johnson dose and are considered fully immunized.	

Demographic summary	First dose	Series complete	Total people vaccinated
Age group	649	4,935	5,584
12-14 years	19	0	19
15-24 years	73	144	217
25-34 years	68	220	288
35-44 years	97	365	462
45-54 years	99	677	776
55-64 years	144	1,219	1,363
65-74 years	87	1,425	1,512
75-84 years	46	692	738
85+ years	16	193	209
Race	649	4,935	5,584
White	314	2,833	3,147
Black	211	1,206	1,417
American Indian/Alaskan	4	7	11
Other	62	593	655
Unknown	58	296	354
Other race includes Asian, native Hawaiian/Pacific Islander, or other.			
Ethnicity	649	4,935	5,584
Hispanic	18	116	134
Non-Hispanic	492	3,561	4,053
Unknown	139	1,258	1,397
Gender	649	4,935	5,584
Female	345	2,642	2,987
Male	304	2,293	2,597
Unknown	0	0	0



COVID-19: Lafayette County vaccine summary

Vaccination data through Jun 1, 2021 as of Jun 2, 2021 at 12:05 AM

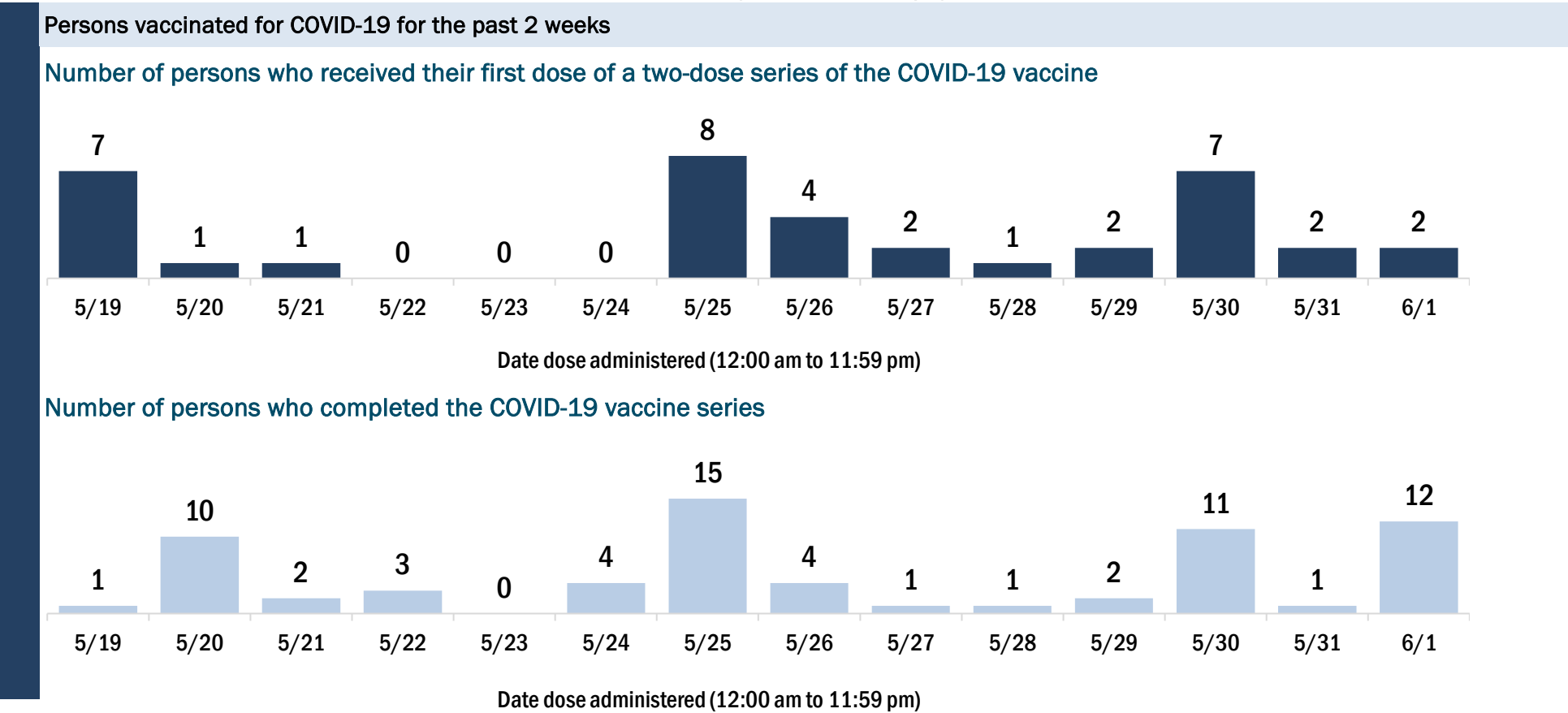
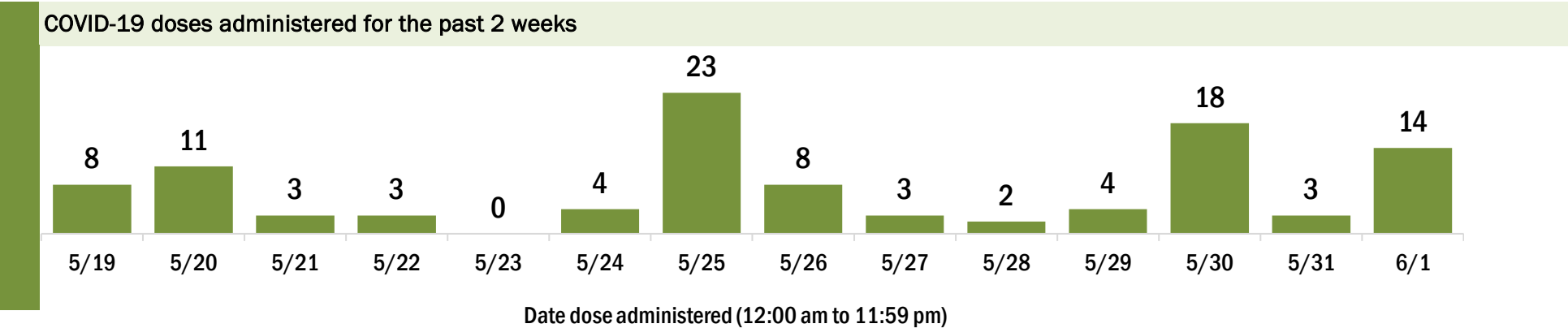
Data in this report are provisional and subject to change.

Data in this summary pertain to COVID-19 vaccines approved by the U.S. Food and Drug Administration and have been issued an Emergency Use Authorization (Janssen COVID-19 Vaccine, Moderna COVID-19 Vaccine and Pfizer-BioNTech COVID-19 Vaccine). These data summarize the number of people who have received either their first dose or have completed the series for a COVID-19 vaccine. **A person can only be counted in one category, first dose or series complete.** For persons receiving Moderna or Pfizer vaccines, once they receive their second dose, they are moved from the first dose column to the series completed column. **Because of this, the total first dose category may show a change from report to report not matching the total receiving their first dose from the previous day.** Persons receiving Johnson & Johnson vaccines will always be counted in the series completed column.

COVID-19 doses for vaccinated persons in Florida	
Doses administered	4,450
People receiving one dose of a 1-dose series (Johnson & Johnson) or receiving only one dose of a 2-dose series (Moderna, Pfizer) count once. Persons receiving both doses of a 2-dose series count twice.	

Current status of persons vaccinated for COVID-19 in Florida	
Total people vaccinated	2,465
First dose	365
Series completed	2,100
Completed 1-dose series	115
Completed 2-dose series	1,985
First dose: current number of people who have only received their first dose of the Moderna or Pfizer vaccine.	
Series complete: current number of people who have received both Moderna or Pfizer vaccine doses or one Johnson & Johnson dose and are considered fully immunized.	

Demographic summary	First dose	Series complete	Total people vaccinated
Age group	365	2,100	2,465
12-14 years	3	0	3
15-24 years	16	41	57
25-34 years	29	106	135
35-44 years	35	169	204
45-54 years	48	249	297
55-64 years	66	338	404
65-74 years	90	717	807
75-84 years	53	376	429
85+ years	25	104	129
Race	365	2,100	2,465
White	247	1,669	1,916
Black	28	180	208
American Indian/Alaskan	2	7	9
Other	28	124	152
Unknown	60	120	180
Other race includes Asian, native Hawaiian/Pacific Islander, or other.			
Ethnicity	365	2,100	2,465
Hispanic	21	117	138
Non-Hispanic	172	1,386	1,558
Unknown	172	597	769
Gender	365	2,100	2,465
Female	176	924	1,100
Male	188	1,176	1,364
Unknown	1	0	1



COVID-19: Lake County vaccine summary

Vaccination data through Jun 1, 2021 as of Jun 2, 2021 at 12:05 AM

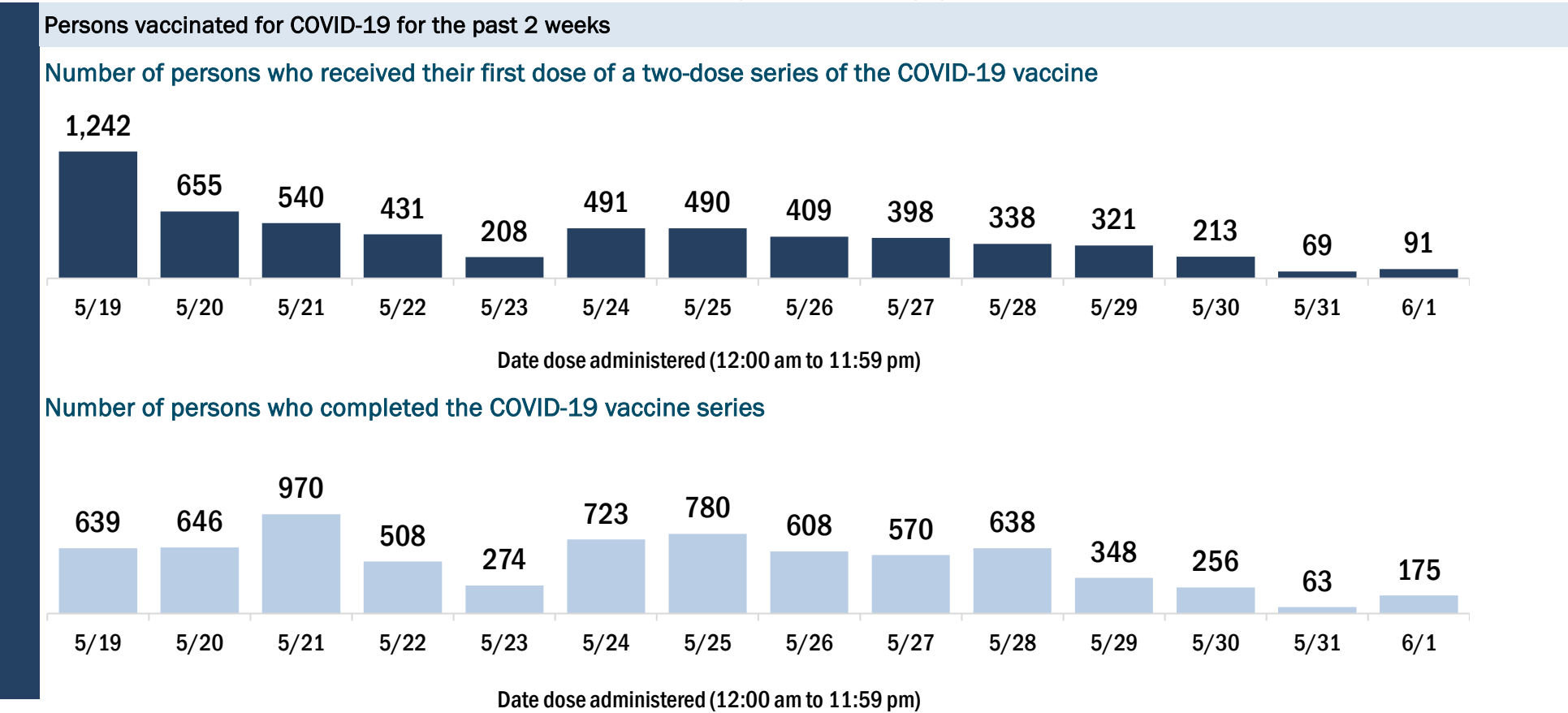
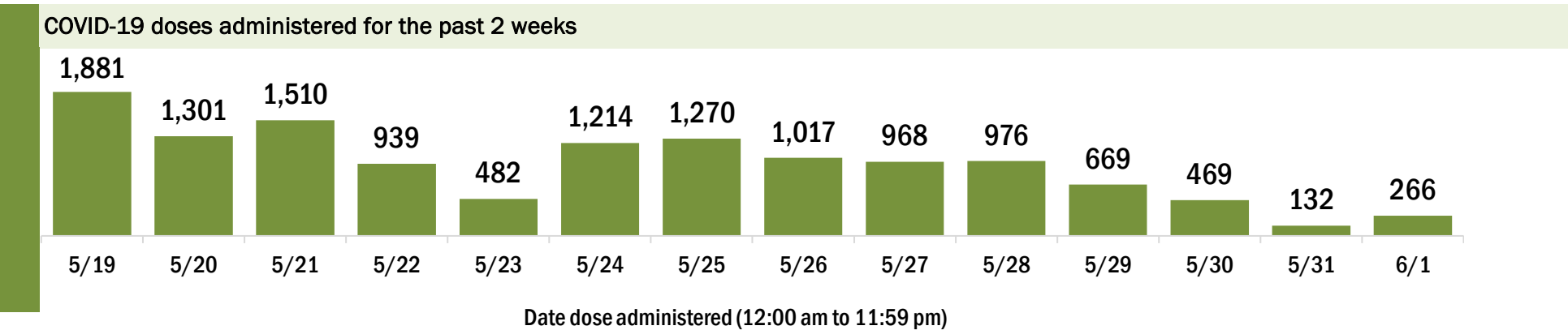
Data in this report are provisional and subject to change.

Data in this summary pertain to COVID-19 vaccines approved by the U.S. Food and Drug Administration and have been issued an Emergency Use Authorization (Janssen COVID-19 Vaccine, Moderna COVID-19 Vaccine and Pfizer-BioNTech COVID-19 Vaccine). These data summarize the number of people who have received either their first dose or have completed the series for a COVID-19 vaccine. **A person can only be counted in one category, first dose or series complete.** For persons receiving Moderna or Pfizer vaccines, once they receive their second dose, they are moved from the first dose column to the series completed column. **Because of this, the total first dose category may show a change from report to report not matching the total receiving their first dose from the previous day.** Persons receiving Johnson & Johnson vaccines will always be counted in the series completed column.

COVID-19 doses for vaccinated persons in Florida	
Doses administered	316,948
People receiving one dose of a 1-dose series (Johnson & Johnson) or receiving only one dose of a 2-dose series (Moderna, Pfizer) count once. Persons receiving both doses of a 2-dose series count twice.	

Current status of persons vaccinated for COVID-19 in Florida	
Total people vaccinated	176,597
First dose	27,229
Series completed	149,368
Completed 1-dose series	9,017
Completed 2-dose series	140,351
First dose: current number of people who have only received their first dose of the Moderna or Pfizer vaccine.	
Series complete: current number of people who have received both Moderna or Pfizer vaccine doses or one Johnson & Johnson dose and are considered fully immunized.	

Demographic summary	First dose	Series complete	Total people vaccinated
Age group	27,229	149,368	176,597
12-14 years	1,603	2	1,605
15-24 years	3,415	7,157	10,572
25-34 years	3,024	9,025	12,049
35-44 years	3,469	12,102	15,571
45-54 years	3,804	16,985	20,789
55-64 years	4,394	27,458	31,852
65-74 years	3,991	41,478	45,469
75-84 years	2,486	27,239	29,725
85+ years	1,043	7,922	8,965
Race	27,229	149,368	176,597
White	16,714	108,347	125,061
Black	2,101	8,407	10,508
American Indian/Alaskan	194	855	1,049
Other	3,569	13,896	17,465
Unknown	4,651	17,863	22,514
Other race includes Asian, native Hawaiian/Pacific Islander, or other.			
Ethnicity	27,229	149,368	176,597
Hispanic	4,288	13,279	17,567
Non-Hispanic	12,041	87,057	99,098
Unknown	10,900	49,032	59,932
Gender	27,229	149,368	176,597
Female	14,665	82,657	97,322
Male	12,520	66,596	79,116
Unknown	44	115	159



COVID-19: Lee County vaccine summary

Vaccination data through Jun 1, 2021 as of Jun 2, 2021 at 12:05 AM

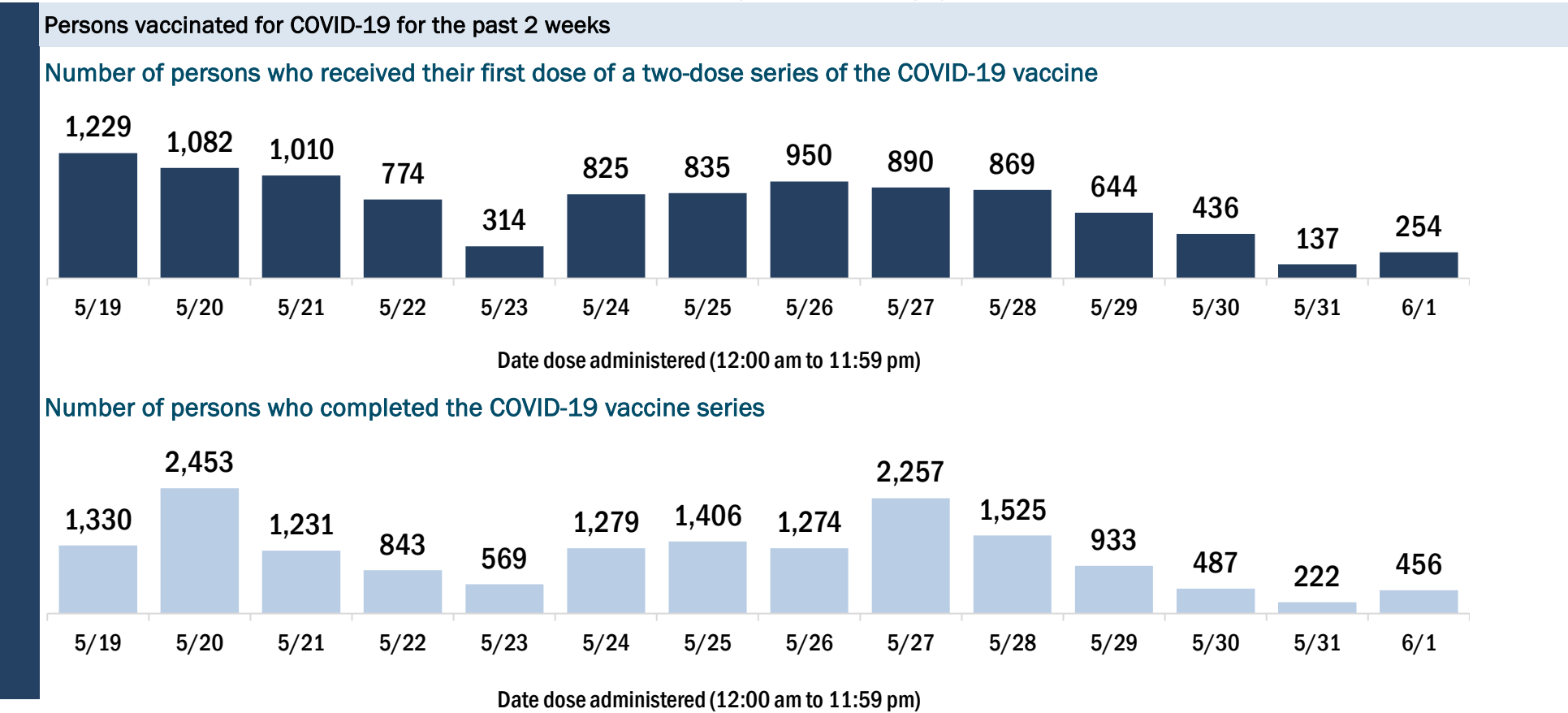
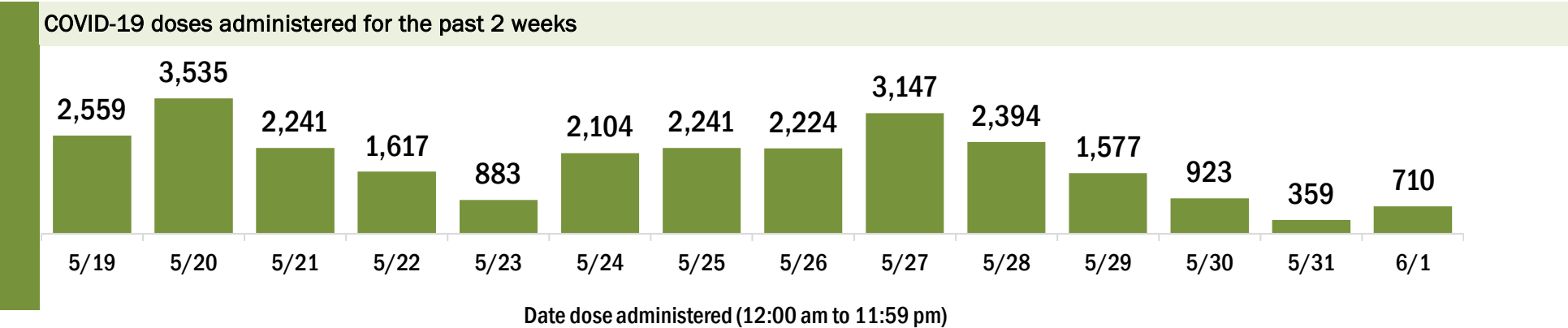
Data in this report are provisional and subject to change.

Data in this summary pertain to COVID-19 vaccines approved by the U.S. Food and Drug Administration and have been issued an Emergency Use Authorization (Janssen COVID-19 Vaccine, Moderna COVID-19 Vaccine and Pfizer-BioNTech COVID-19 Vaccine). These data summarize the number of people who have received either their first dose or have completed the series for a COVID-19 vaccine. **A person can only be counted in one category, first dose or series complete.** For persons receiving Moderna or Pfizer vaccines, once they receive their second dose, they are moved from the first dose column to the series completed column. **Because of this, the total first dose category may show a change from report to report not matching the total receiving their first dose from the previous day.** Persons receiving Johnson & Johnson vaccines will always be counted in the series completed column.

COVID-19 doses for vaccinated persons in Florida	
Doses administered	652,679
People receiving one dose of a 1-dose series (Johnson & Johnson) or receiving only one dose of a 2-dose series (Moderna, Pfizer) count once. Persons receiving both doses of a 2-dose series count twice.	

Current status of persons vaccinated for COVID-19 in Florida	
Total people vaccinated	366,627
First dose	61,384
Series completed	305,243
Completed 1-dose series	19,191
Completed 2-dose series	286,052
First dose: current number of people who have only received their first dose of the Moderna or Pfizer vaccine.	
Series complete: current number of people who have received both Moderna or Pfizer vaccine doses or one Johnson & Johnson dose and are considered fully immunized.	

Demographic summary	First dose	Series complete	Total people vaccinated
Age group	61,384	305,243	366,627
12-14 years	1,805	0	1,805
15-24 years	6,563	10,119	16,682
25-34 years	5,822	15,428	21,250
35-44 years	7,327	21,110	28,437
45-54 years	8,389	31,213	39,602
55-64 years	10,974	58,743	69,717
65-74 years	11,108	96,447	107,555
75-84 years	6,926	56,988	63,914
85+ years	2,470	15,195	17,665
Race	61,384	305,243	366,627
White	39,949	216,649	256,598
Black	2,957	8,611	11,568
American Indian/Alaskan	247	1,070	1,317
Other	6,818	22,288	29,106
Unknown	11,413	56,625	68,038
Other race includes Asian, native Hawaiian/Pacific Islander, or other.			
Ethnicity	61,384	305,243	366,627
Hispanic	11,975	29,906	41,881
Non-Hispanic	27,589	170,259	197,848
Unknown	21,820	105,078	126,898
Gender	61,384	305,243	366,627
Female	32,624	167,129	199,753
Male	28,591	137,660	166,251
Unknown	169	454	623



COVID-19: Leon County vaccine summary

Vaccination data through Jun 1, 2021 as of Jun 2, 2021 at 12:05 AM

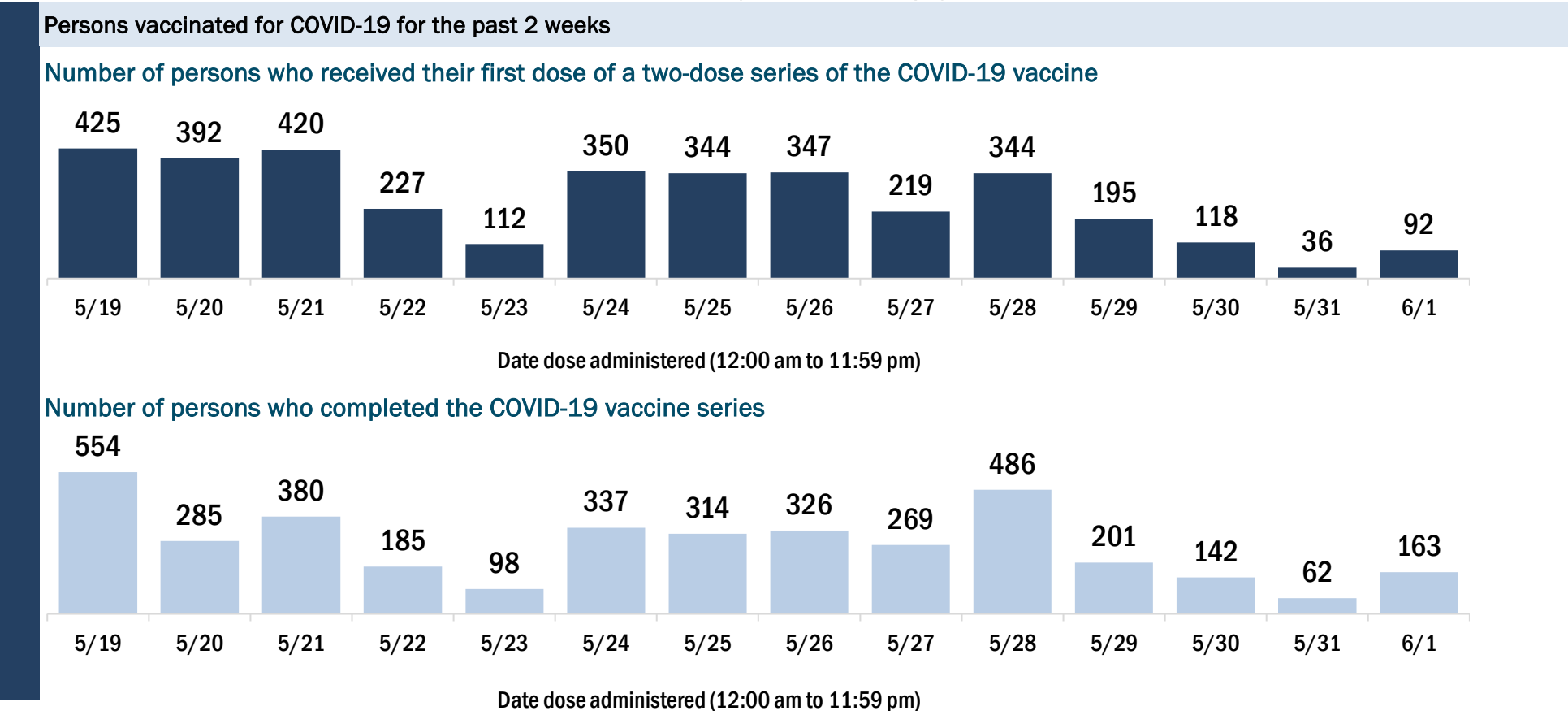
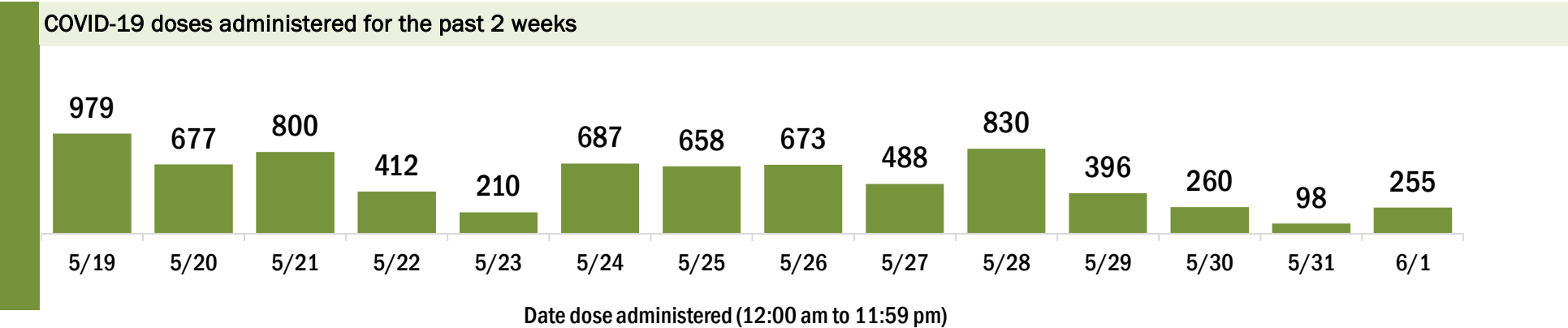
Data in this report are provisional and subject to change.

Data in this summary pertain to COVID-19 vaccines approved by the U.S. Food and Drug Administration and have been issued an Emergency Use Authorization (Janssen COVID-19 Vaccine, Moderna COVID-19 Vaccine and Pfizer-BioNTech COVID-19 Vaccine). These data summarize the number of people who have received either their first dose or have completed the series for a COVID-19 vaccine. **A person can only be counted in one category, first dose or series complete.** For persons receiving Moderna or Pfizer vaccines, once they receive their second dose, they are moved from the first dose column to the series completed column. **Because of this, the total first dose category may show a change from report to report not matching the total receiving their first dose from the previous day.** Persons receiving Johnson & Johnson vaccines will always be counted in the series completed column.

COVID-19 doses for vaccinated persons in Florida	
Doses administered	224,586
People receiving one dose of a 1-dose series (Johnson & Johnson) or receiving only one dose of a 2-dose series (Moderna, Pfizer) count once. Persons receiving both doses of a 2-dose series count twice.	

Current status of persons vaccinated for COVID-19 in Florida	
Total people vaccinated	124,992
First dose	19,944
Series completed	105,048
Completed 1-dose series	5,454
Completed 2-dose series	99,594
First dose: current number of people who have only received their first dose of the Moderna or Pfizer vaccine.	
Series complete: current number of people who have received both Moderna or Pfizer vaccine doses or one Johnson & Johnson dose and are considered fully immunized.	

Demographic summary	First dose	Series complete	Total people vaccinated
Age group	19,944	105,048	124,992
12-14 years	1,223	0	1,223
15-24 years	4,282	11,572	15,854
25-34 years	3,121	13,108	16,229
35-44 years	2,880	13,531	16,411
45-54 years	2,510	14,953	17,463
55-64 years	2,356	19,576	21,932
65-74 years	2,004	20,121	22,125
75-84 years	988	9,065	10,053
85+ years	580	3,122	3,702
Race	19,944	105,048	124,992
White	10,665	60,895	71,560
Black	3,917	15,239	19,156
American Indian/Alaskan	74	328	402
Other	2,491	18,302	20,793
Unknown	2,797	10,284	13,081
Other race includes Asian, native Hawaiian/Pacific Islander, or other.			
Ethnicity	19,944	105,048	124,992
Hispanic	1,381	5,397	6,778
Non-Hispanic	12,599	75,796	88,395
Unknown	5,964	23,855	29,819
Gender	19,944	105,048	124,992
Female	10,882	59,418	70,300
Male	9,014	45,584	54,598
Unknown	48	46	94



COVID-19: Levy County vaccine summary

Vaccination data through Jun 1, 2021 as of Jun 2, 2021 at 12:05 AM

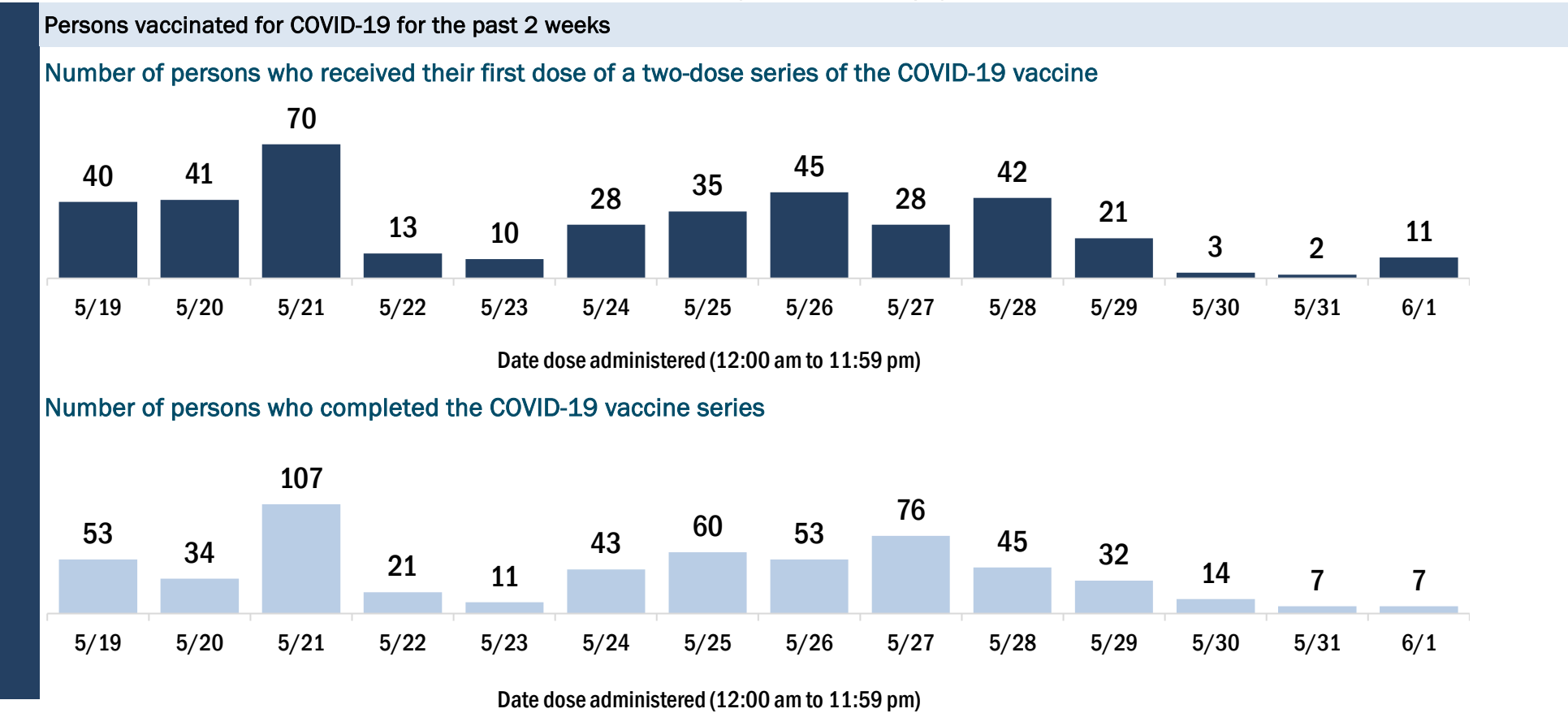
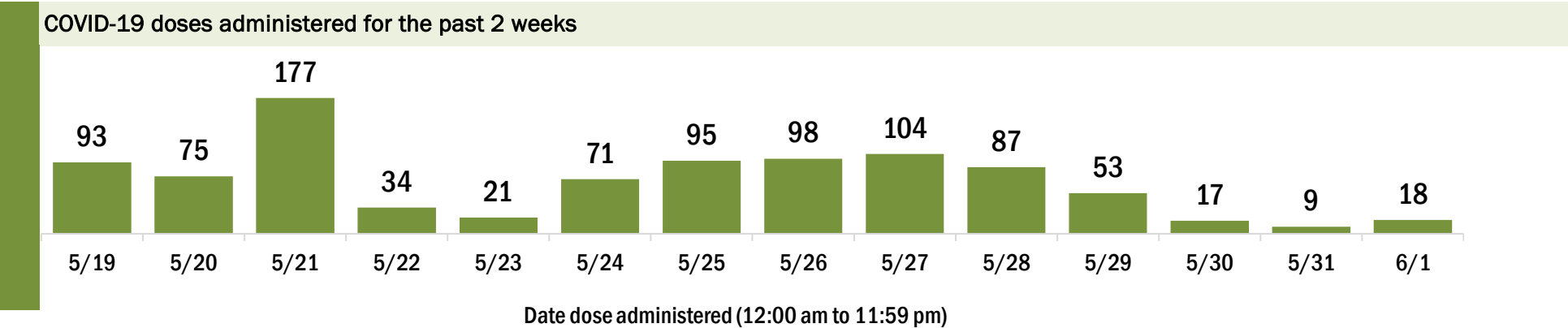
Data in this report are provisional and subject to change.

Data in this summary pertain to COVID-19 vaccines approved by the U.S. Food and Drug Administration and have been issued an Emergency Use Authorization (Janssen COVID-19 Vaccine, Moderna COVID-19 Vaccine and Pfizer-BioNTech COVID-19 Vaccine). These data summarize the number of people who have received either their first dose or have completed the series for a COVID-19 vaccine. **A person can only be counted in one category, first dose or series complete.** For persons receiving Moderna or Pfizer vaccines, once they receive their second dose, they are moved from the first dose column to the series completed column. **Because of this, the total first dose category may show a change from report to report not matching the total receiving their first dose from the previous day.** Persons receiving Johnson & Johnson vaccines will always be counted in the series completed column.

COVID-19 doses for vaccinated persons in Florida	
Doses administered	23,282
People receiving one dose of a 1-dose series (Johnson & Johnson) or receiving only one dose of a 2-dose series (Moderna, Pfizer) count once. Persons receiving both doses of a 2-dose series count twice.	

Current status of persons vaccinated for COVID-19 in Florida	
Total people vaccinated	13,335
First dose	1,893
Series completed	11,442
Completed 1-dose series	1,495
Completed 2-dose series	9,947
First dose: current number of people who have only received their first dose of the Moderna or Pfizer vaccine.	
Series complete: current number of people who have received both Moderna or Pfizer vaccine doses or one Johnson & Johnson dose and are considered fully immunized.	

Demographic summary	First dose	Series complete	Total people vaccinated
Age group	1,893	11,442	13,335
12-14 years	47	0	47
15-24 years	162	303	465
25-34 years	182	472	654
35-44 years	209	645	854
45-54 years	235	1,119	1,354
55-64 years	444	2,550	2,994
65-74 years	381	3,838	4,219
75-84 years	182	2,025	2,207
85+ years	51	490	541
Race	1,893	11,442	13,335
White	1,309	9,026	10,335
Black	182	749	931
American Indian/Alaskan	12	56	68
Other	185	664	849
Unknown	205	947	1,152
Other race includes Asian, native Hawaiian/Pacific Islander, or other.			
Ethnicity	1,893	11,442	13,335
Hispanic	176	609	785
Non-Hispanic	1,186	8,287	9,473
Unknown	531	2,546	3,077
Gender	1,893	11,442	13,335
Female	1,053	6,413	7,466
Male	838	5,028	5,866
Unknown	2	1	3



COVID-19: Liberty County vaccine summary

Vaccination data through Jun 1, 2021 as of Jun 2, 2021 at 12:05 AM

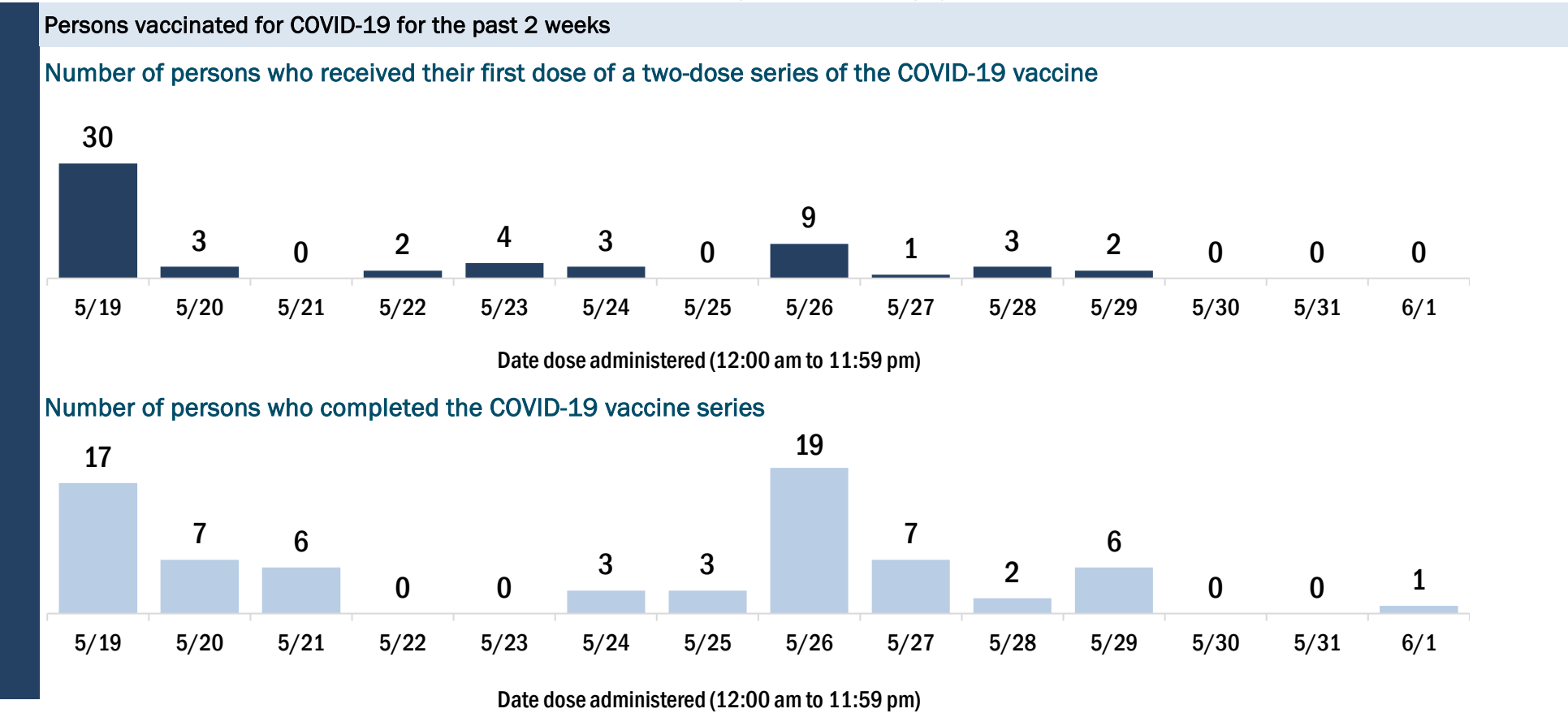
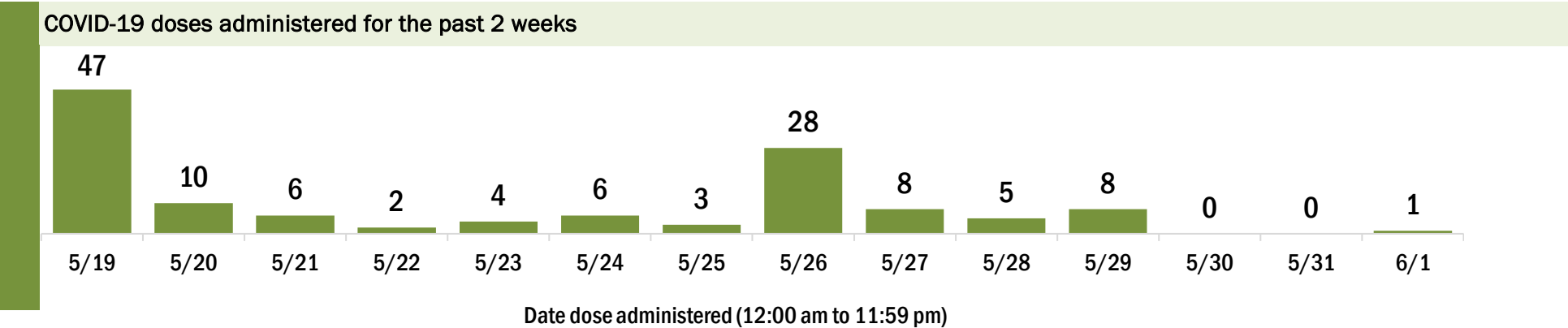
Data in this report are provisional and subject to change.

Data in this summary pertain to COVID-19 vaccines approved by the U.S. Food and Drug Administration and have been issued an Emergency Use Authorization (Janssen COVID-19 Vaccine, Moderna COVID-19 Vaccine and Pfizer-BioNTech COVID-19 Vaccine). These data summarize the number of people who have received either their first dose or have completed the series for a COVID-19 vaccine. **A person can only be counted in one category, first dose or series complete.** For persons receiving Moderna or Pfizer vaccines, once they receive their second dose, they are moved from the first dose column to the series completed column. **Because of this, the total first dose category may show a change from report to report not matching the total receiving their first dose from the previous day.** Persons receiving Johnson & Johnson vaccines will always be counted in the series completed column.

COVID-19 doses for vaccinated persons in Florida	
Doses administered	3,880
People receiving one dose of a 1-dose series (Johnson & Johnson) or receiving only one dose of a 2-dose series (Moderna, Pfizer) count once. Persons receiving both doses of a 2-dose series count twice.	

Current status of persons vaccinated for COVID-19 in Florida	
Total people vaccinated	2,162
First dose	328
Series completed	1,834
Completed 1-dose series	116
Completed 2-dose series	1,718
First dose: current number of people who have only received their first dose of the Moderna or Pfizer vaccine.	
Series complete: current number of people who have received both Moderna or Pfizer vaccine doses or one Johnson & Johnson dose and are considered fully immunized.	

Demographic summary	First dose	Series complete	Total people vaccinated
Age group	328	1,834	2,162
12-14 years	0	0	0
15-24 years	26	45	71
25-34 years	47	113	160
35-44 years	58	214	272
45-54 years	62	268	330
55-64 years	72	442	514
65-74 years	41	458	499
75-84 years	18	235	253
85+ years	4	59	63
Race	328	1,834	2,162
White	152	1,113	1,265
Black	43	184	227
American Indian/Alaskan	2	11	13
Other	18	135	153
Unknown	113	391	504
Other race includes Asian, native Hawaiian/Pacific Islander, or other.			
Ethnicity	328	1,834	2,162
Hispanic	13	29	42
Non-Hispanic	107	825	932
Unknown	208	980	1,188
Gender	328	1,834	2,162
Female	111	786	897
Male	217	1,048	1,265
Unknown	0	0	0



COVID-19: Madison County vaccine summary

Vaccination data through Jun 1, 2021 as of Jun 2, 2021 at 12:05 AM

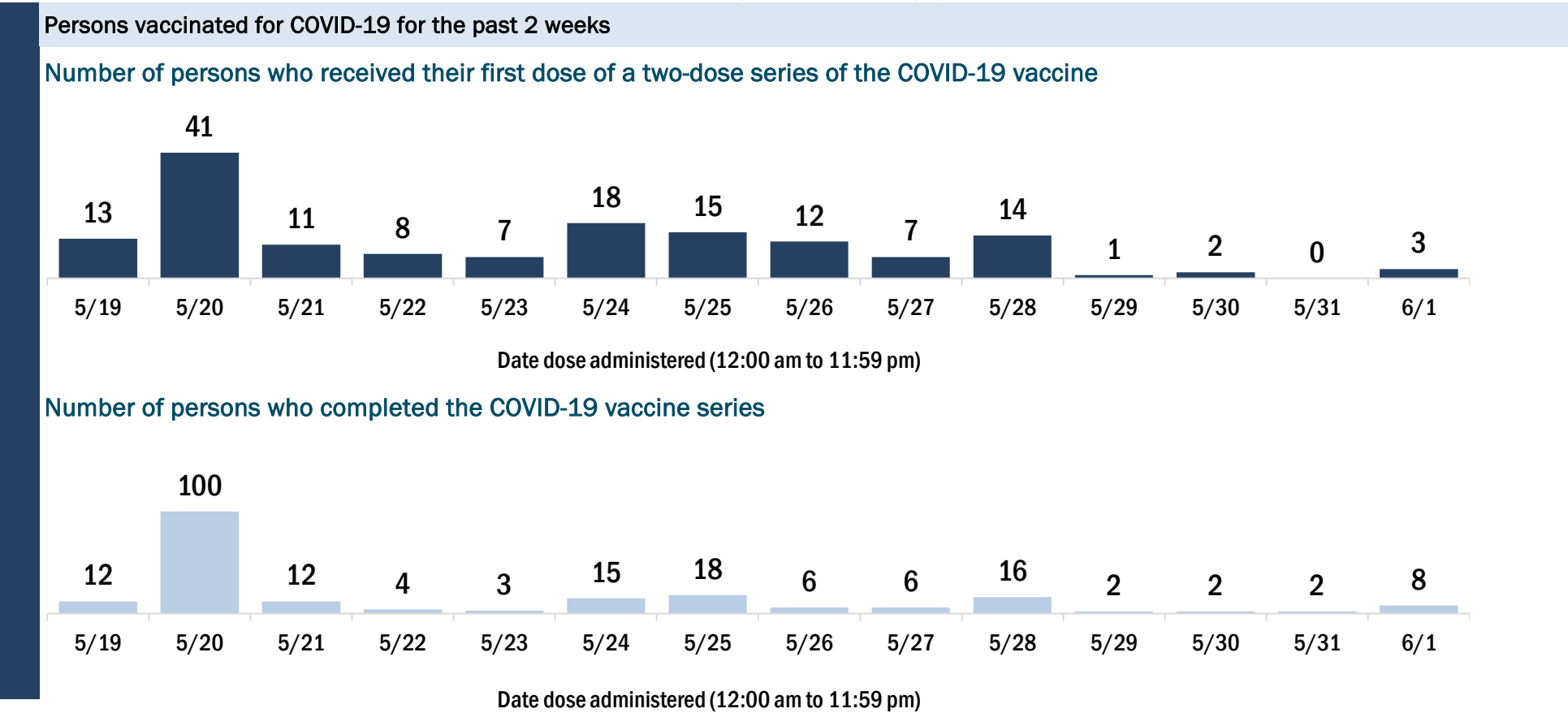
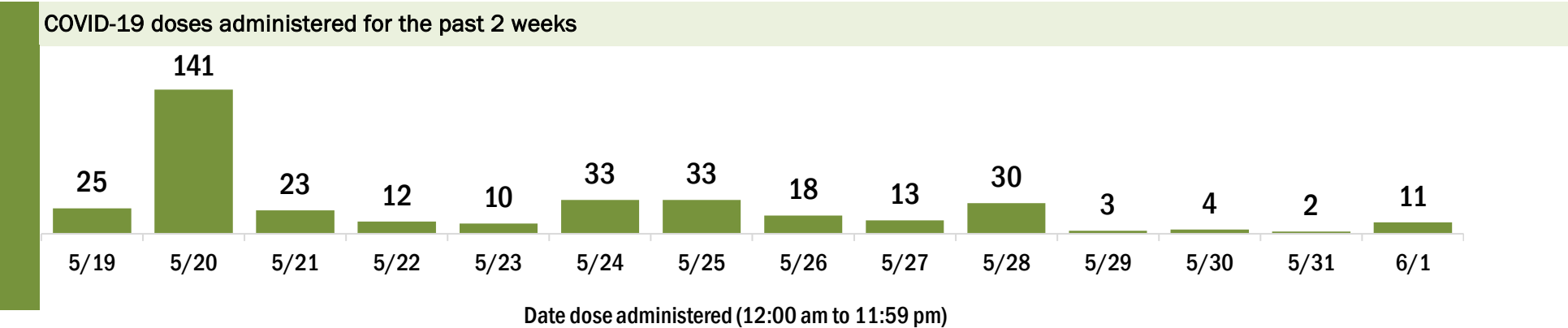
Data in this report are provisional and subject to change.

Data in this summary pertain to COVID-19 vaccines approved by the U.S. Food and Drug Administration and have been issued an Emergency Use Authorization (Janssen COVID-19 Vaccine, Moderna COVID-19 Vaccine and Pfizer-BioNTech COVID-19 Vaccine). These data summarize the number of people who have received either their first dose or have completed the series for a COVID-19 vaccine. **A person can only be counted in one category, first dose or series complete.** For persons receiving Moderna or Pfizer vaccines, once they receive their second dose, they are moved from the first dose column to the series completed column. **Because of this, the total first dose category may show a change from report to report not matching the total receiving their first dose from the previous day.** Persons receiving Johnson & Johnson vaccines will always be counted in the series completed column.

COVID-19 doses for vaccinated persons in Florida	
Doses administered	10,397
People receiving one dose of a 1-dose series (Johnson & Johnson) or receiving only one dose of a 2-dose series (Moderna, Pfizer) count once. Persons receiving both doses of a 2-dose series count twice.	

Current status of persons vaccinated for COVID-19 in Florida	
Total people vaccinated	5,929
First dose	963
Series completed	4,966
Completed 1-dose series	498
Completed 2-dose series	4,468
First dose: current number of people who have only received their first dose of the Moderna or Pfizer vaccine.	
Series complete: current number of people who have received both Moderna or Pfizer vaccine doses or one Johnson & Johnson dose and are considered fully immunized.	

Demographic summary	First dose	Series complete	Total people vaccinated
Age group	963	4,966	5,929
12-14 years	9	0	9
15-24 years	70	115	185
25-34 years	100	237	337
35-44 years	119	448	567
45-54 years	179	662	841
55-64 years	272	1,053	1,325
65-74 years	126	1,477	1,603
75-84 years	64	769	833
85+ years	24	205	229
Race	963	4,966	5,929
White	453	2,733	3,186
Black	348	1,590	1,938
American Indian/Alaskan	0	8	8
Other	76	391	467
Unknown	86	244	330
Other race includes Asian, native Hawaiian/Pacific Islander, or other.			
Ethnicity	963	4,966	5,929
Hispanic	48	238	286
Non-Hispanic	715	3,004	3,719
Unknown	200	1,724	1,924
Gender	963	4,966	5,929
Female	473	2,446	2,919
Male	490	2,520	3,010
Unknown	0	0	0



COVID-19: Manatee County vaccine summary

Vaccination data through Jun 1, 2021 as of Jun 2, 2021 at 12:05 AM

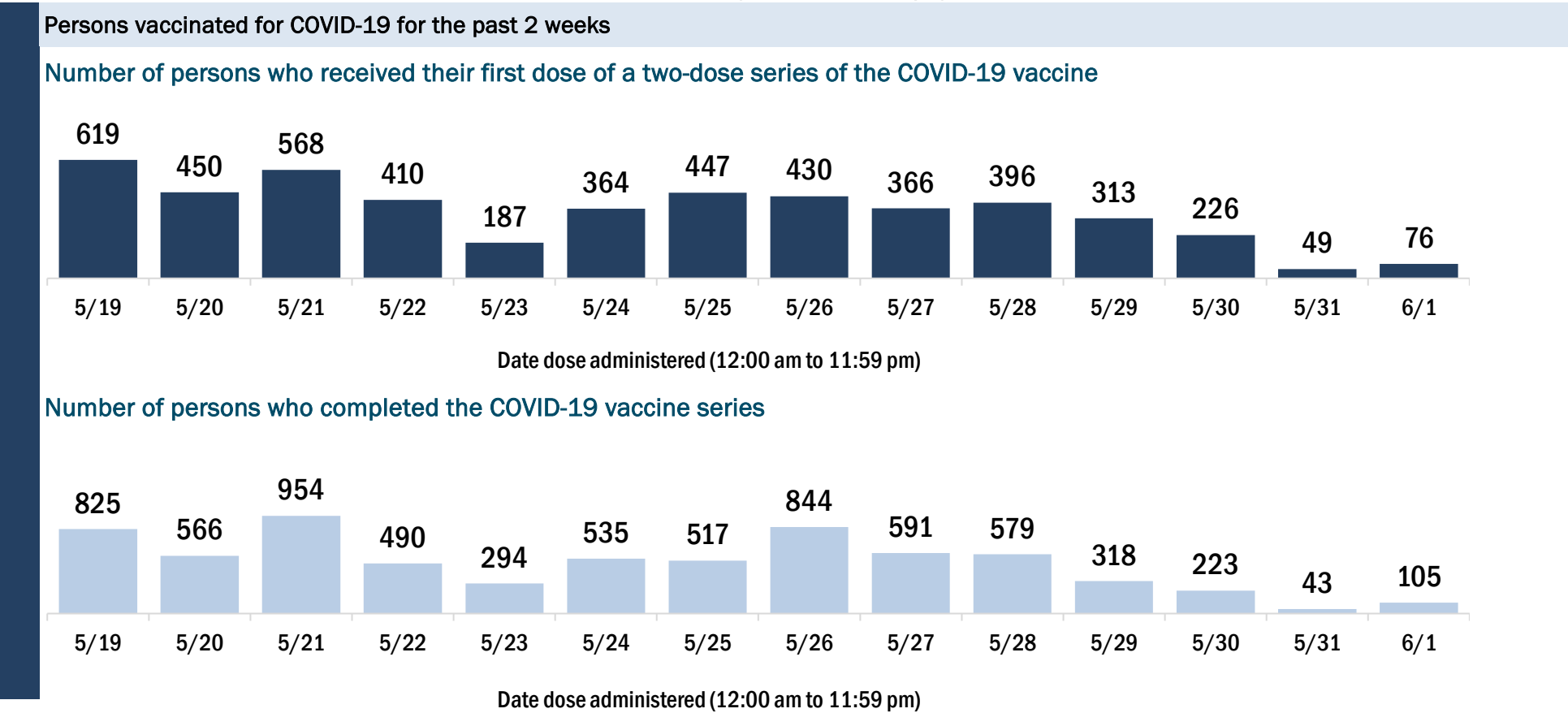
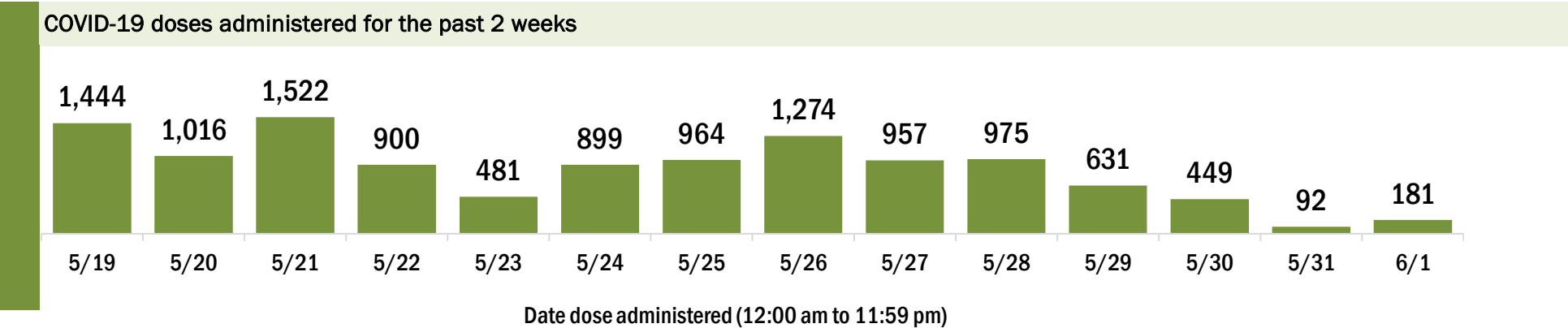
Data in this report are provisional and subject to change.

Data in this summary pertain to COVID-19 vaccines approved by the U.S. Food and Drug Administration and have been issued an Emergency Use Authorization (Janssen COVID-19 Vaccine, Moderna COVID-19 Vaccine and Pfizer-BioNTech COVID-19 Vaccine). These data summarize the number of people who have received either their first dose or have completed the series for a COVID-19 vaccine. **A person can only be counted in one category, first dose or series complete.** For persons receiving Moderna or Pfizer vaccines, once they receive their second dose, they are moved from the first dose column to the series completed column. **Because of this, the total first dose category may show a change from report to report not matching the total receiving their first dose from the previous day.** Persons receiving Johnson & Johnson vaccines will always be counted in the series completed column.

COVID-19 doses for vaccinated persons in Florida	
Doses administered	335,421
People receiving one dose of a 1-dose series (Johnson & Johnson) or receiving only one dose of a 2-dose series (Moderna, Pfizer) count once. Persons receiving both doses of a 2-dose series count twice.	

Current status of persons vaccinated for COVID-19 in Florida	
Total people vaccinated	188,792
First dose	32,938
Series completed	155,854
Completed 1-dose series	9,225
Completed 2-dose series	146,629
First dose: current number of people who have only received their first dose of the Moderna or Pfizer vaccine.	
Series complete: current number of people who have received both Moderna or Pfizer vaccine doses or one Johnson & Johnson dose and are considered fully immunized.	

Demographic summary	First dose	Series complete	Total people vaccinated
Age group	32,938	155,854	188,792
12-14 years	989	0	989
15-24 years	3,197	6,187	9,384
25-34 years	2,919	8,824	11,743
35-44 years	3,445	12,105	15,550
45-54 years	4,352	18,029	22,381
55-64 years	5,635	31,489	37,124
65-74 years	6,606	45,738	52,344
75-84 years	4,192	25,706	29,898
85+ years	1,603	7,776	9,379
Race	32,938	155,854	188,792
White	22,827	116,990	139,817
Black	1,471	5,313	6,784
American Indian/Alaskan	160	639	799
Other	3,237	13,220	16,457
Unknown	5,243	19,692	24,935
Other race includes Asian, native Hawaiian/Pacific Islander, or other.			
Ethnicity	32,938	155,854	188,792
Hispanic	4,138	10,844	14,982
Non-Hispanic	17,371	93,048	110,419
Unknown	11,429	51,962	63,391
Gender	32,938	155,854	188,792
Female	17,663	85,574	103,237
Male	15,172	70,200	85,372
Unknown	103	80	183



COVID-19: Marion County vaccine summary

Vaccination data through Jun 1, 2021 as of Jun 2, 2021 at 12:05 AM

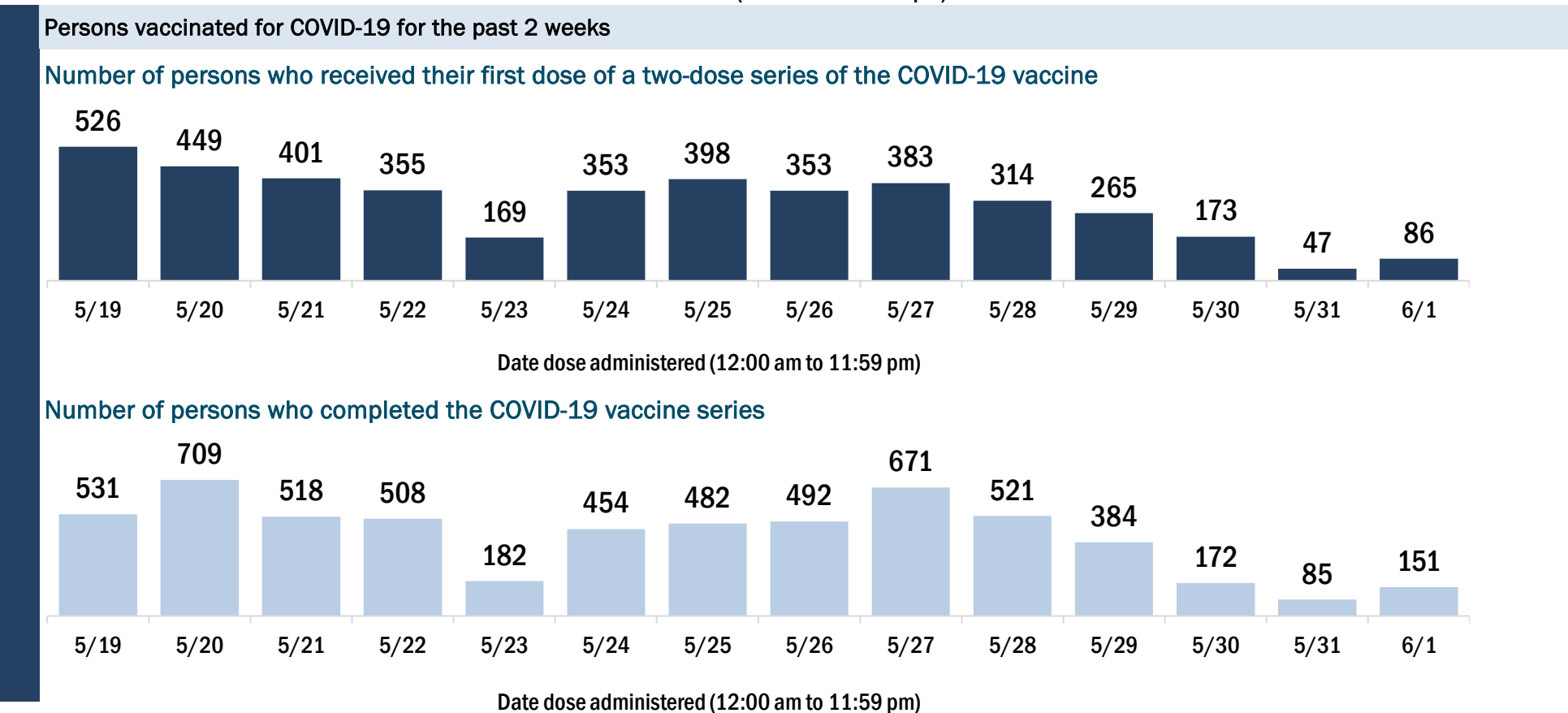
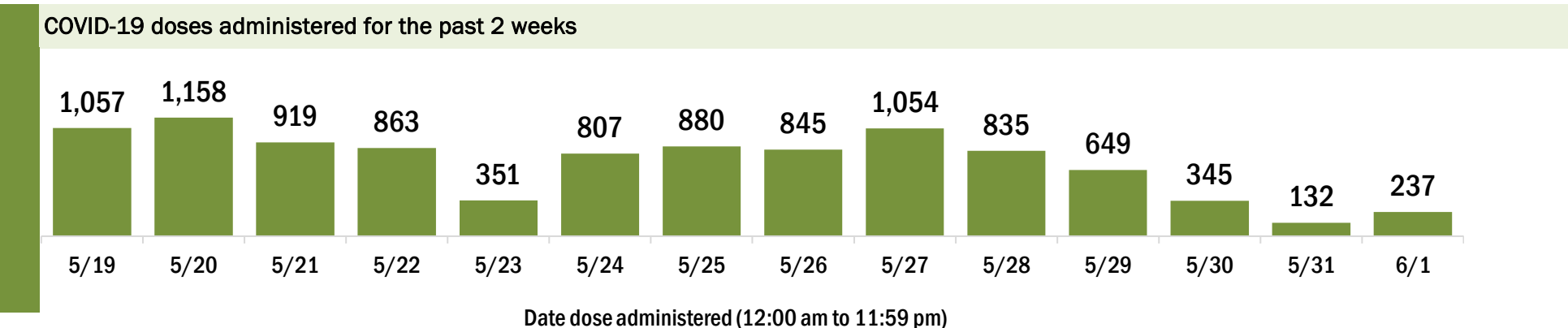
Data in this report are provisional and subject to change.

Data in this summary pertain to COVID-19 vaccines approved by the U.S. Food and Drug Administration and have been issued an Emergency Use Authorization (Janssen COVID-19 Vaccine, Moderna COVID-19 Vaccine and Pfizer-BioNTech COVID-19 Vaccine). These data summarize the number of people who have received either their first dose or have completed the series for a COVID-19 vaccine. **A person can only be counted in one category, first dose or series complete.** For persons receiving Moderna or Pfizer vaccines, once they receive their second dose, they are moved from the first dose column to the series completed column. **Because of this, the total first dose category may show a change from report to report not matching the total receiving their first dose from the previous day.** Persons receiving Johnson & Johnson vaccines will always be counted in the series completed column.

COVID-19 doses for vaccinated persons in Florida	
Doses administered	279,670
People receiving one dose of a 1-dose series (Johnson & Johnson) or receiving only one dose of a 2-dose series (Moderna, Pfizer) count once. Persons receiving both doses of a 2-dose series count twice.	

Current status of persons vaccinated for COVID-19 in Florida	
Total people vaccinated	155,025
First dose	23,036
Series completed	131,989
Completed 1-dose series	7,344
Completed 2-dose series	124,645
First dose: current number of people who have only received their first dose of the Moderna or Pfizer vaccine.	
Series complete: current number of people who have received both Moderna or Pfizer vaccine doses or one Johnson & Johnson dose and are considered fully immunized.	

Demographic summary	First dose	Series complete	Total people vaccinated
Age group	23,036	131,989	155,025
12-14 years	683	0	683
15-24 years	2,328	4,598	6,926
25-34 years	2,159	6,534	8,693
35-44 years	2,506	8,815	11,321
45-54 years	3,133	13,124	16,257
55-64 years	4,486	24,301	28,787
65-74 years	3,982	39,870	43,852
75-84 years	2,669	27,101	29,770
85+ years	1,090	7,646	8,736
Race	23,036	131,989	155,025
White	13,993	91,231	105,224
Black	1,939	9,259	11,198
American Indian/Alaskan	113	515	628
Other	2,952	12,384	15,336
Unknown	4,039	18,600	22,639
Other race includes Asian, native Hawaiian/Pacific Islander, or other.			
Ethnicity	23,036	131,989	155,025
Hispanic	3,229	11,292	14,521
Non-Hispanic	11,286	80,208	91,494
Unknown	8,521	40,489	49,010
Gender	23,036	131,989	155,025
Female	12,788	74,573	87,361
Male	10,209	57,360	67,569
Unknown	39	56	95



COVID-19: Martin County vaccine summary

Vaccination data through Jun 1, 2021 as of Jun 2, 2021 at 12:05 AM

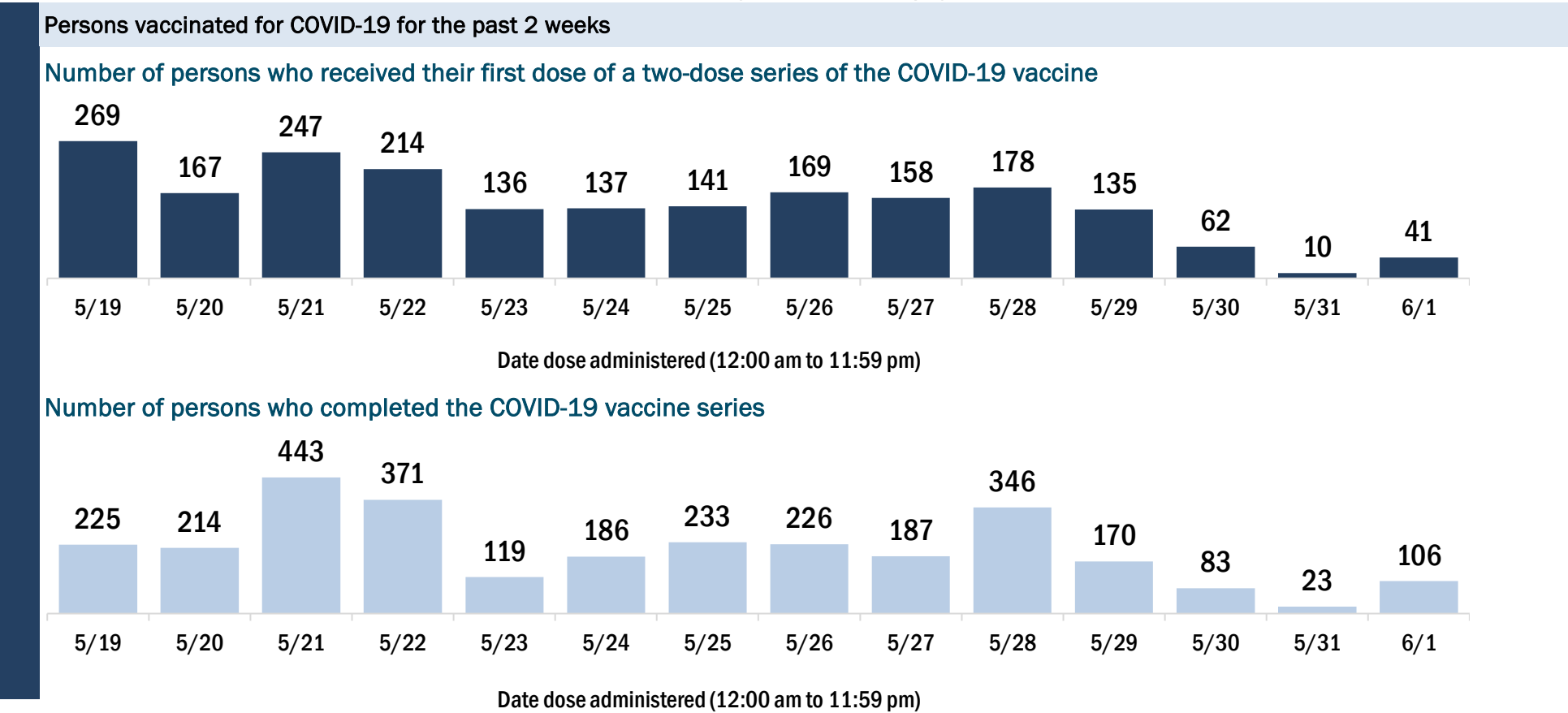
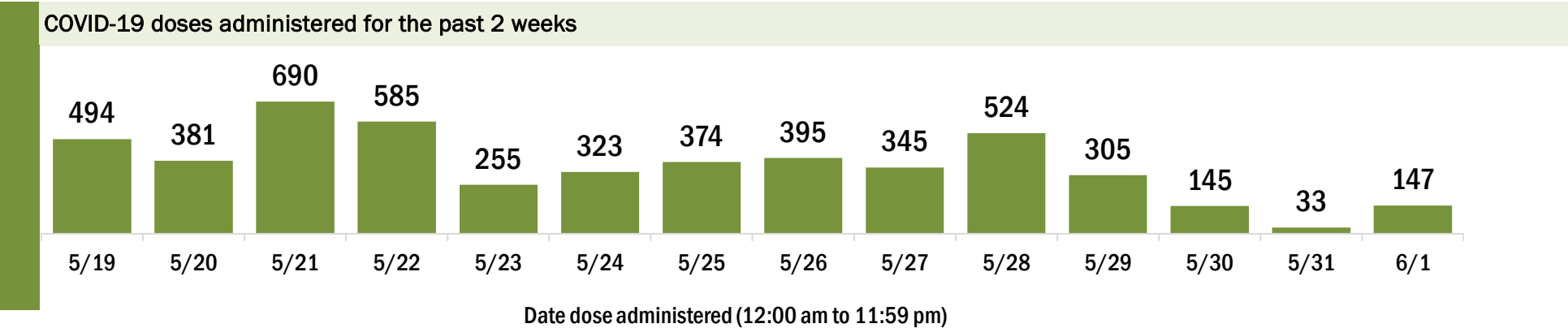
Data in this report are provisional and subject to change.

Data in this summary pertain to COVID-19 vaccines approved by the U.S. Food and Drug Administration and have been issued an Emergency Use Authorization (Janssen COVID-19 Vaccine, Moderna COVID-19 Vaccine and Pfizer-BioNTech COVID-19 Vaccine). These data summarize the number of people who have received either their first dose or have completed the series for a COVID-19 vaccine. **A person can only be counted in one category, first dose or series complete.** For persons receiving Moderna or Pfizer vaccines, once they receive their second dose, they are moved from the first dose column to the series completed column. **Because of this, the total first dose category may show a change from report to report not matching the total receiving their first dose from the previous day.** Persons receiving Johnson & Johnson vaccines will always be counted in the series completed column.

COVID-19 doses for vaccinated persons in Florida	
Doses administered	145,284
People receiving one dose of a 1-dose series (Johnson & Johnson) or receiving only one dose of a 2-dose series (Moderna, Pfizer) count once. Persons receiving both doses of a 2-dose series count twice.	

Current status of persons vaccinated for COVID-19 in Florida	
Total people vaccinated	81,911
First dose	14,089
Series completed	67,822
Completed 1-dose series	4,449
Completed 2-dose series	63,373
First dose: current number of people who have only received their first dose of the Moderna or Pfizer vaccine.	
Series complete: current number of people who have received both Moderna or Pfizer vaccine doses or one Johnson & Johnson dose and are considered fully immunized.	

Demographic summary	First dose	Series complete	Total people vaccinated
Age group	14,089	67,822	81,911
12-14 years	405	1	406
15-24 years	1,362	2,301	3,663
25-34 years	1,124	2,881	4,005
35-44 years	1,345	4,568	5,913
45-54 years	1,950	6,956	8,906
55-64 years	3,253	13,897	17,150
65-74 years	2,289	19,409	21,698
75-84 years	1,606	13,037	14,643
85+ years	755	4,772	5,527
Race	14,089	67,822	81,911
White	9,737	46,429	56,166
Black	523	1,733	2,256
American Indian/Alaskan	60	141	201
Other	1,327	4,917	6,244
Unknown	2,442	14,602	17,044
Other race includes Asian, native Hawaiian/Pacific Islander, or other.			
Ethnicity	14,089	67,822	81,911
Hispanic	1,407	3,369	4,776
Non-Hispanic	7,081	30,860	37,941
Unknown	5,601	33,593	39,194
Gender	14,089	67,822	81,911
Female	7,370	37,213	44,583
Male	6,700	30,590	37,290
Unknown	19	19	38



COVID-19: Monroe County vaccine summary

Vaccination data through Jun 1, 2021 as of Jun 2, 2021 at 12:05 AM

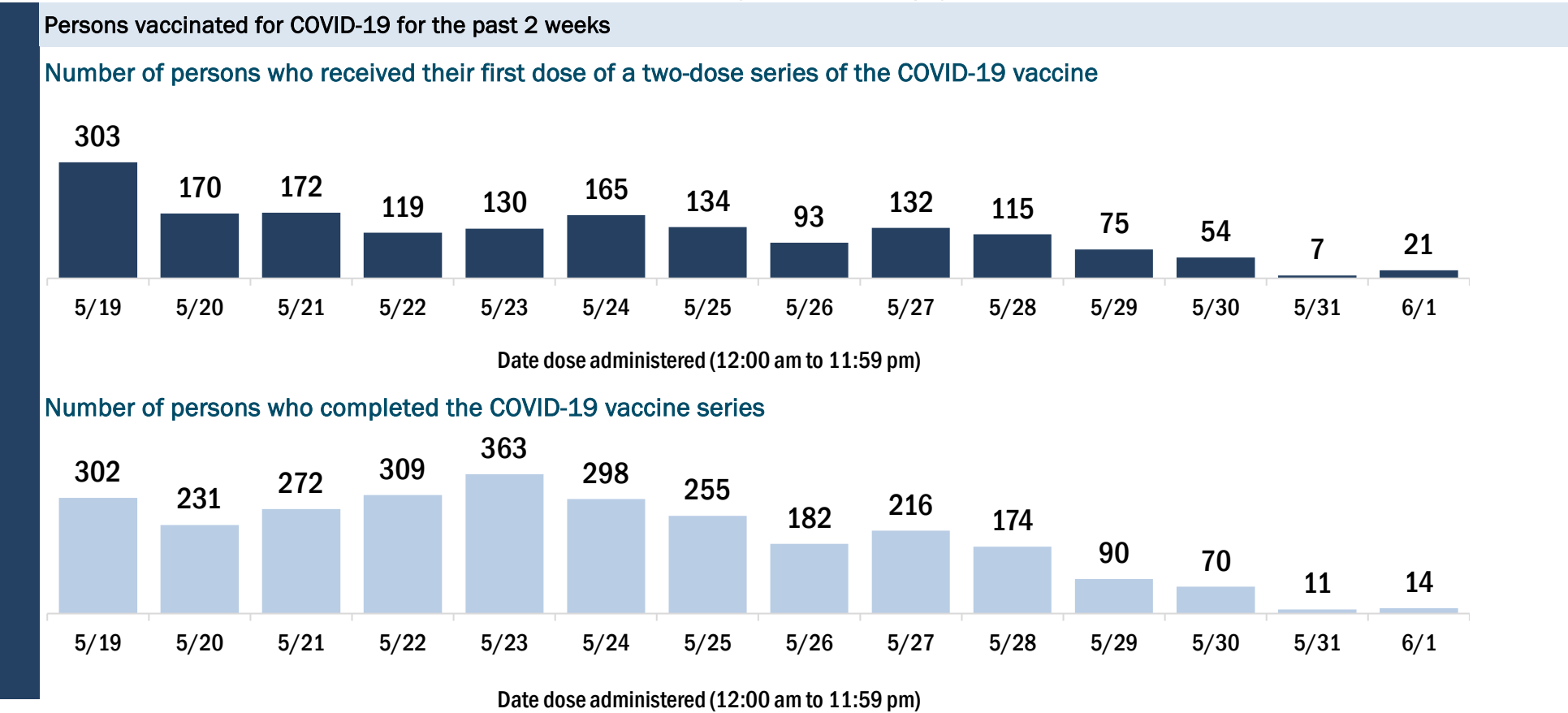
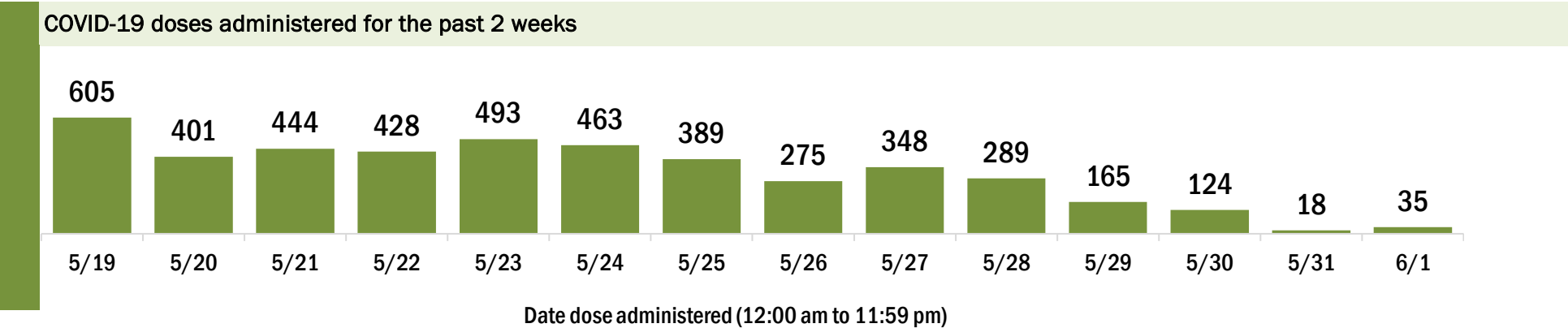
Data in this report are provisional and subject to change.

Data in this summary pertain to COVID-19 vaccines approved by the U.S. Food and Drug Administration and have been issued an Emergency Use Authorization (Janssen COVID-19 Vaccine, Moderna COVID-19 Vaccine and Pfizer-BioNTech COVID-19 Vaccine). These data summarize the number of people who have received either their first dose or have completed the series for a COVID-19 vaccine. **A person can only be counted in one category, first dose or series complete.** For persons receiving Moderna or Pfizer vaccines, once they receive their second dose, they are moved from the first dose column to the series completed column. **Because of this, the total first dose category may show a change from report to report not matching the total receiving their first dose from the previous day.** Persons receiving Johnson & Johnson vaccines will always be counted in the series completed column.

COVID-19 doses for vaccinated persons in Florida	
Doses administered	73,507
People receiving one dose of a 1-dose series (Johnson & Johnson) or receiving only one dose of a 2-dose series (Moderna, Pfizer) count once. Persons receiving both doses of a 2-dose series count twice.	

Current status of persons vaccinated for COVID-19 in Florida	
Total people vaccinated	42,964
First dose	9,199
Series completed	33,765
Completed 1-dose series	3,222
Completed 2-dose series	30,543
First dose: current number of people who have only received their first dose of the Moderna or Pfizer vaccine.	
Series complete: current number of people who have received both Moderna or Pfizer vaccine doses or one Johnson & Johnson dose and are considered fully immunized.	

Demographic summary	First dose	Series complete	Total people vaccinated
Age group	9,199	33,765	42,964
12-14 years	164	0	164
15-24 years	776	1,161	1,937
25-34 years	1,184	2,149	3,333
35-44 years	1,336	3,194	4,530
45-54 years	1,665	4,666	6,331
55-64 years	1,951	8,012	9,963
65-74 years	1,439	9,497	10,936
75-84 years	545	4,077	4,622
85+ years	139	1,009	1,148
Race	9,199	33,765	42,964
White	5,987	24,026	30,013
Black	322	770	1,092
American Indian/Alaskan	42	126	168
Other	759	2,067	2,826
Unknown	2,089	6,776	8,865
Other race includes Asian, native Hawaiian/Pacific Islander, or other.			
Ethnicity	9,199	33,765	42,964
Hispanic	1,656	3,886	5,542
Non-Hispanic	4,127	18,242	22,369
Unknown	3,416	11,637	15,053
Gender	9,199	33,765	42,964
Female	4,484	17,240	21,724
Male	4,704	16,522	21,226
Unknown	11	3	14



COVID-19: Nassau County vaccine summary

Vaccination data through Jun 1, 2021 as of Jun 2, 2021 at 12:05 AM

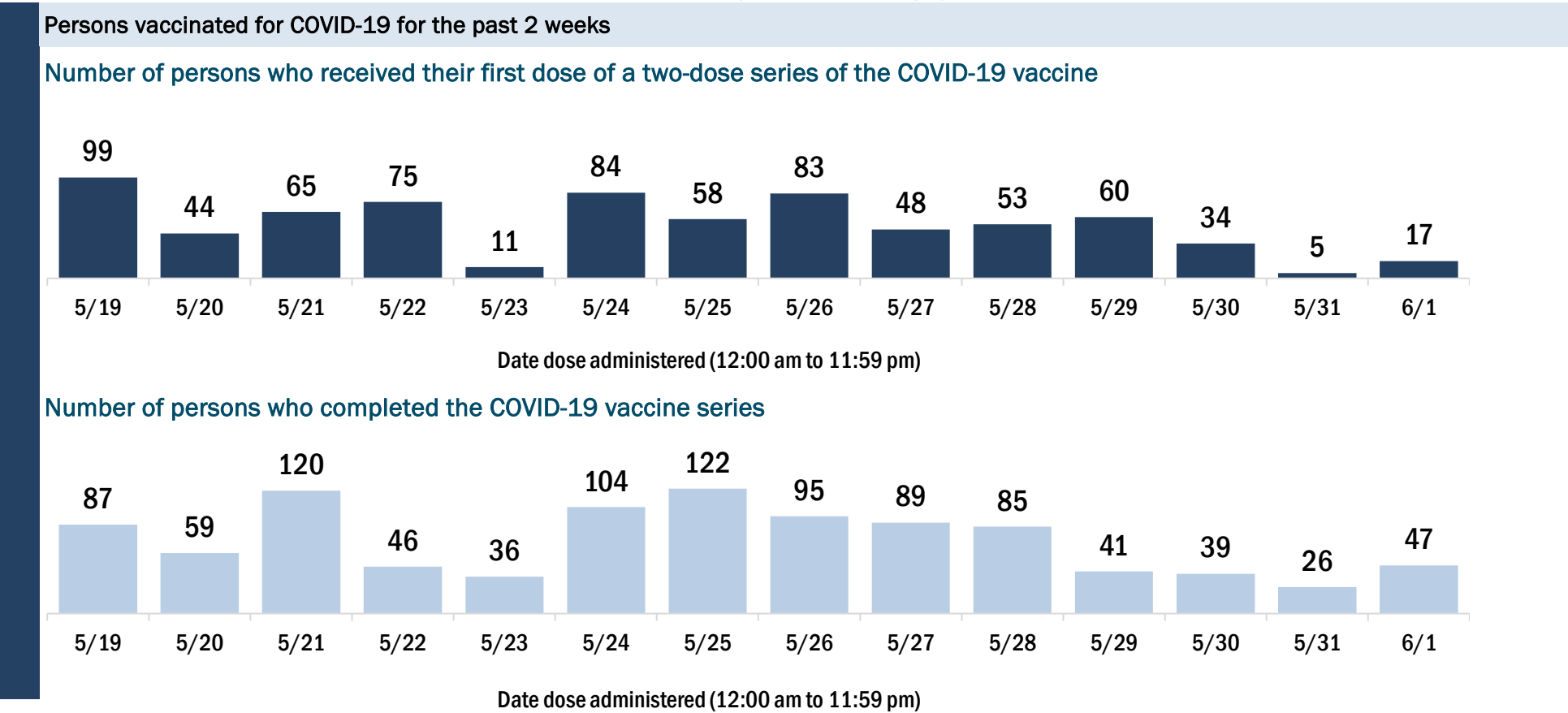
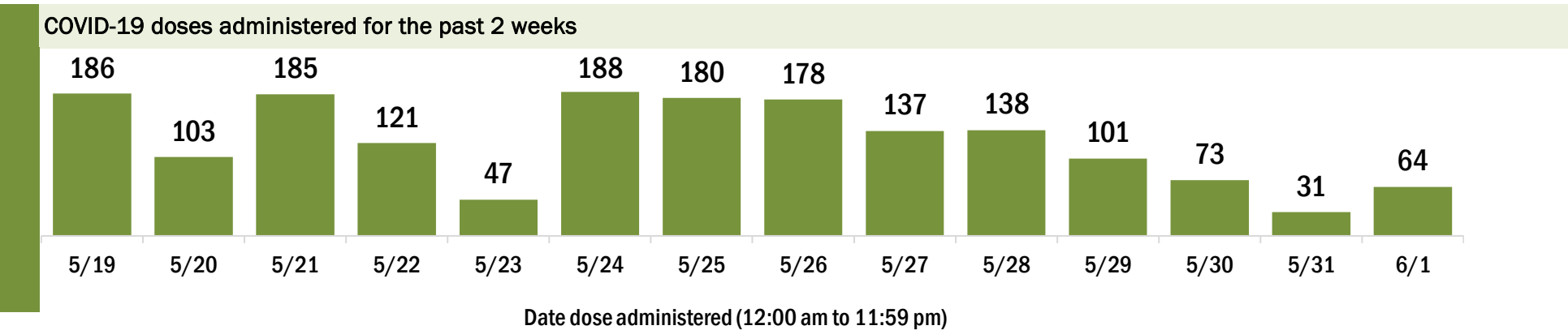
Data in this report are provisional and subject to change.

Data in this summary pertain to COVID-19 vaccines approved by the U.S. Food and Drug Administration and have been issued an Emergency Use Authorization (Janssen COVID-19 Vaccine, Moderna COVID-19 Vaccine and Pfizer-BioNTech COVID-19 Vaccine). These data summarize the number of people who have received either their first dose or have completed the series for a COVID-19 vaccine. **A person can only be counted in one category, first dose or series complete.** For persons receiving Moderna or Pfizer vaccines, once they receive their second dose, they are moved from the first dose column to the series completed column. **Because of this, the total first dose category may show a change from report to report not matching the total receiving their first dose from the previous day.** Persons receiving Johnson & Johnson vaccines will always be counted in the series completed column.

COVID-19 doses for vaccinated persons in Florida	
Doses administered	66,377
People receiving one dose of a 1-dose series (Johnson & Johnson) or receiving only one dose of a 2-dose series (Moderna, Pfizer) count once. Persons receiving both doses of a 2-dose series count twice.	

Current status of persons vaccinated for COVID-19 in Florida	
Total people vaccinated	36,484
First dose	3,915
Series completed	32,569
Completed 1-dose series	2,676
Completed 2-dose series	29,893
First dose: current number of people who have only received their first dose of the Moderna or Pfizer vaccine.	
Series complete: current number of people who have received both Moderna or Pfizer vaccine doses or one Johnson & Johnson dose and are considered fully immunized.	

Demographic summary	First dose	Series complete	Total people vaccinated
Age group	3,915	32,569	36,484
12-14 years	179	1	180
15-24 years	496	1,249	1,745
25-34 years	388	1,595	1,983
35-44 years	427	2,600	3,027
45-54 years	539	3,750	4,289
55-64 years	662	7,403	8,065
65-74 years	704	9,860	10,564
75-84 years	392	4,755	5,147
85+ years	128	1,356	1,484
Race	3,915	32,569	36,484
White	2,784	26,305	29,089
Black	206	1,542	1,748
American Indian/Alaskan	18	128	146
Other	271	1,661	1,932
Unknown	636	2,933	3,569
Other race includes Asian, native Hawaiian/Pacific Islander, or other.			
Ethnicity	3,915	32,569	36,484
Hispanic	166	964	1,130
Non-Hispanic	2,486	25,405	27,891
Unknown	1,263	6,200	7,463
Gender	3,915	32,569	36,484
Female	2,113	18,022	20,135
Male	1,796	14,544	16,340
Unknown	6	3	9



COVID-19: Okaloosa County vaccine summary

Vaccination data through Jun 1, 2021 as of Jun 2, 2021 at 12:05 AM

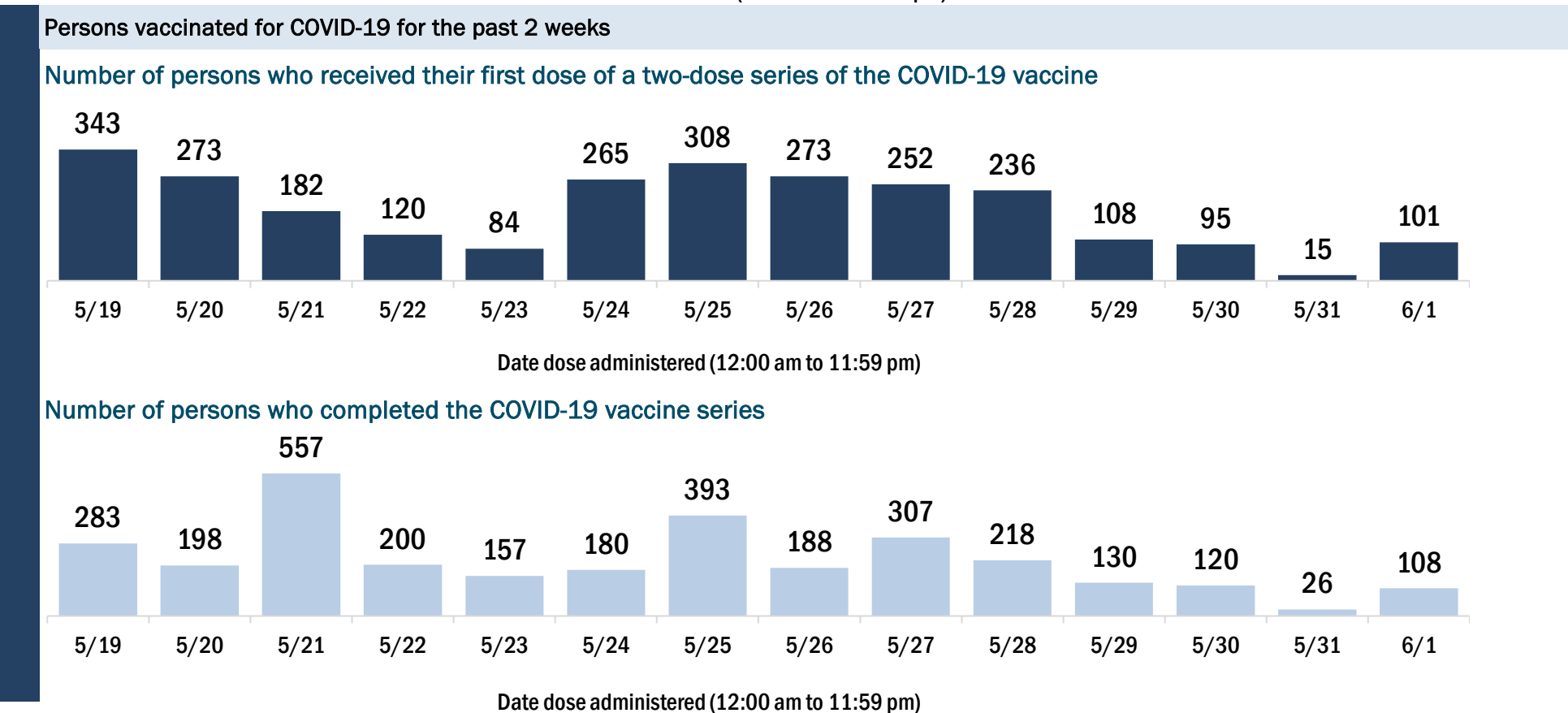
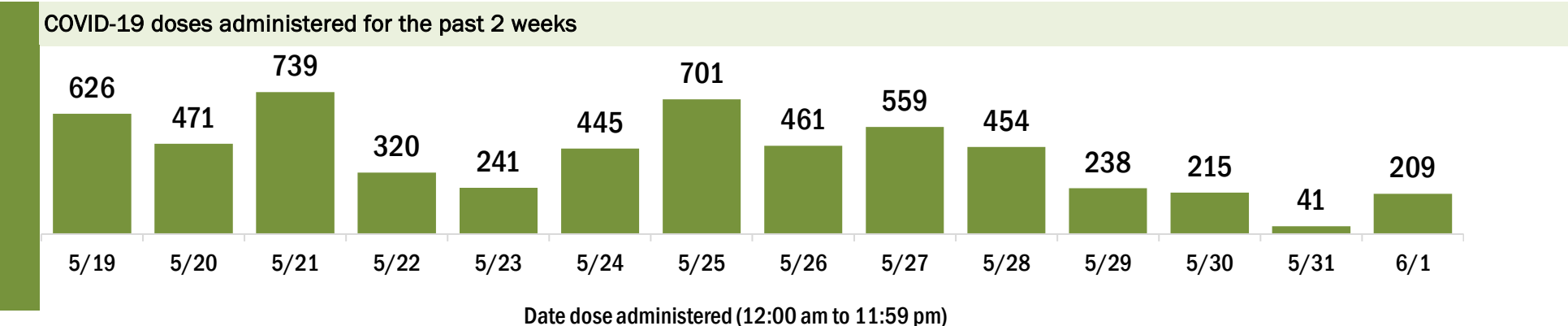
Data in this report are provisional and subject to change.

Data in this summary pertain to COVID-19 vaccines approved by the U.S. Food and Drug Administration and have been issued an Emergency Use Authorization (Janssen COVID-19 Vaccine, Moderna COVID-19 Vaccine and Pfizer-BioNTech COVID-19 Vaccine). These data summarize the number of people who have received either their first dose or have completed the series for a COVID-19 vaccine. **A person can only be counted in one category, first dose or series complete.** For persons receiving Moderna or Pfizer vaccines, once they receive their second dose, they are moved from the first dose column to the series completed column. **Because of this, the total first dose category may show a change from report to report not matching the total receiving their first dose from the previous day.** Persons receiving Johnson & Johnson vaccines will always be counted in the series completed column.

COVID-19 doses for vaccinated persons in Florida	
Doses administered	121,541
People receiving one dose of a 1-dose series (Johnson & Johnson) or receiving only one dose of a 2-dose series (Moderna, Pfizer) count once. Persons receiving both doses of a 2-dose series count twice.	

Current status of persons vaccinated for COVID-19 in Florida	
Total people vaccinated	69,020
First dose	11,130
Series completed	57,890
Completed 1-dose series	5,369
Completed 2-dose series	52,521
First dose: current number of people who have only received their first dose of the Moderna or Pfizer vaccine.	
Series complete: current number of people who have received both Moderna or Pfizer vaccine doses or one Johnson & Johnson dose and are considered fully immunized.	

Demographic summary	First dose	Series complete	Total people vaccinated
Age group	11,130	57,890	69,020
12-14 years	527	0	527
15-24 years	1,508	2,786	4,294
25-34 years	1,672	4,484	6,156
35-44 years	1,555	5,814	7,369
45-54 years	1,486	7,104	8,590
55-64 years	1,864	13,012	14,876
65-74 years	1,397	14,250	15,647
75-84 years	819	7,641	8,460
85+ years	302	2,799	3,101
Race	11,130	57,890	69,020
White	6,146	39,453	45,599
Black	749	3,321	4,070
American Indian/Alaskan	70	265	335
Other	1,297	5,598	6,895
Unknown	2,868	9,253	12,121
Other race includes Asian, native Hawaiian/Pacific Islander, or other.			
Ethnicity	11,130	57,890	69,020
Hispanic	877	2,764	3,641
Non-Hispanic	5,156	36,076	41,232
Unknown	5,097	19,050	24,147
Gender	11,130	57,890	69,020
Female	5,989	32,323	38,312
Male	5,034	25,534	30,568
Unknown	107	33	140



COVID-19: Okeechobee County vaccine summary

Vaccination data through Jun 1, 2021 as of Jun 2, 2021 at 12:05 AM

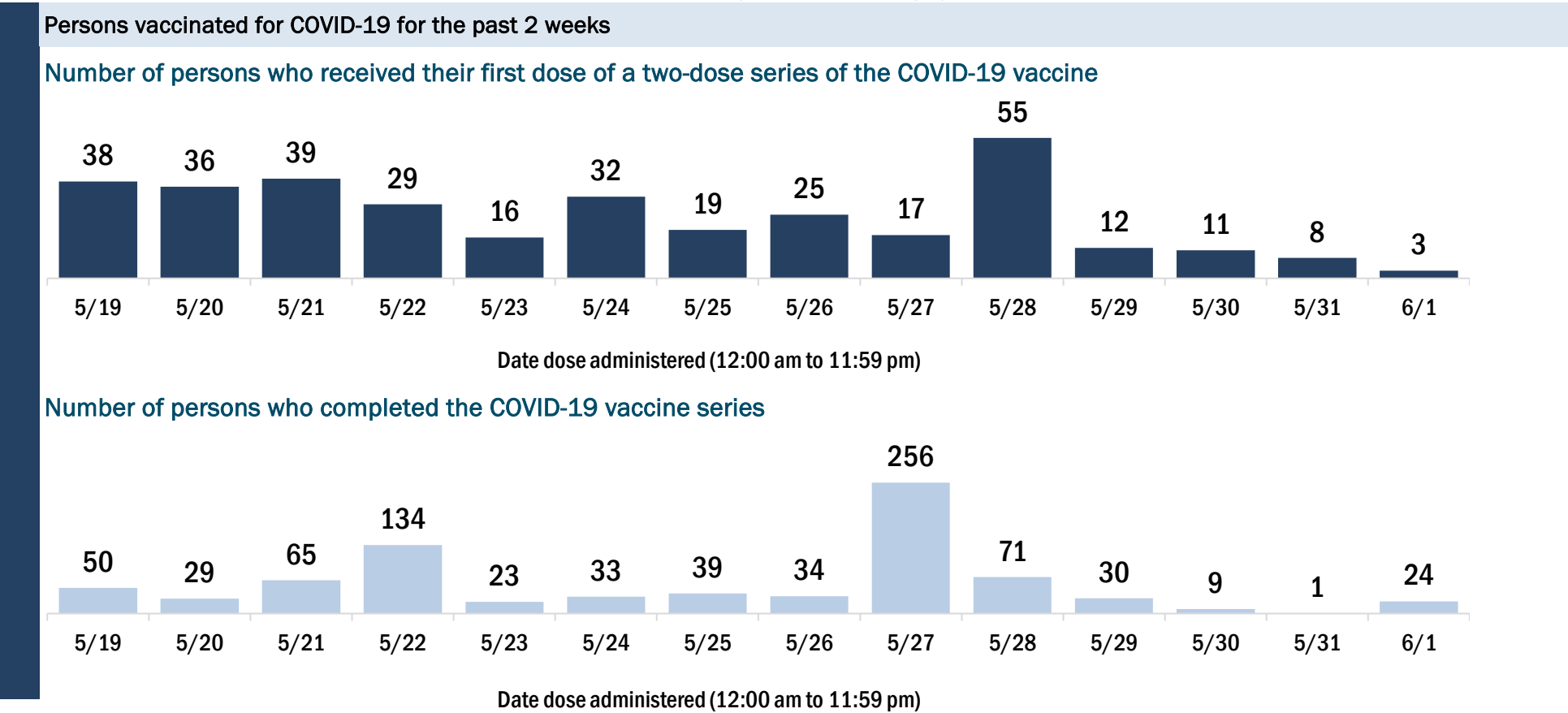
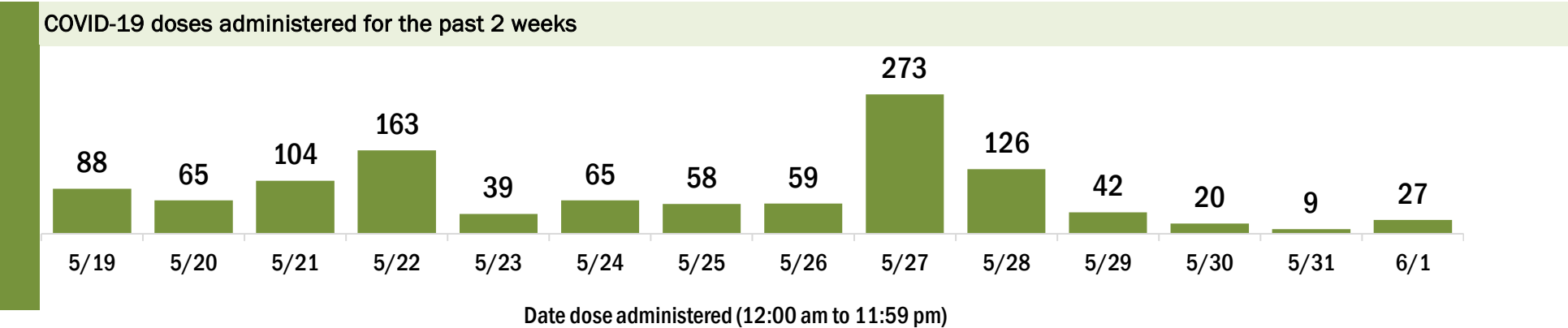
Data in this report are provisional and subject to change.

Data in this summary pertain to COVID-19 vaccines approved by the U.S. Food and Drug Administration and have been issued an Emergency Use Authorization (Janssen COVID-19 Vaccine, Moderna COVID-19 Vaccine and Pfizer-BioNTech COVID-19 Vaccine). These data summarize the number of people who have received either their first dose or have completed the series for a COVID-19 vaccine. **A person can only be counted in one category, first dose or series complete.** For persons receiving Moderna or Pfizer vaccines, once they receive their second dose, they are moved from the first dose column to the series completed column. **Because of this, the total first dose category may show a change from report to report not matching the total receiving their first dose from the previous day.** Persons receiving Johnson & Johnson vaccines will always be counted in the series completed column.

COVID-19 doses for vaccinated persons in Florida	
Doses administered	22,540
People receiving one dose of a 1-dose series (Johnson & Johnson) or receiving only one dose of a 2-dose series (Moderna, Pfizer) count once. Persons receiving both doses of a 2-dose series count twice.	

Current status of persons vaccinated for COVID-19 in Florida	
Total people vaccinated	12,646
First dose	1,840
Series completed	10,806
Completed 1-dose series	912
Completed 2-dose series	9,894
First dose: current number of people who have only received their first dose of the Moderna or Pfizer vaccine.	
Series complete: current number of people who have received both Moderna or Pfizer vaccine doses or one Johnson & Johnson dose and are considered fully immunized.	

Demographic summary	First dose	Series complete	Total people vaccinated
Age group	1,840	10,806	12,646
12-14 years	41	0	41
15-24 years	191	346	537
25-34 years	220	636	856
35-44 years	243	880	1,123
45-54 years	291	1,294	1,585
55-64 years	392	2,126	2,518
65-74 years	263	3,042	3,305
75-84 years	162	1,942	2,104
85+ years	37	540	577
Race	1,840	10,806	12,646
White	1,090	7,941	9,031
Black	79	341	420
American Indian/Alaskan	3	48	51
Other	258	984	1,242
Unknown	410	1,492	1,902
Other race includes Asian, native Hawaiian/Pacific Islander, or other.			
Ethnicity	1,840	10,806	12,646
Hispanic	427	1,514	1,941
Non-Hispanic	756	6,642	7,398
Unknown	657	2,650	3,307
Gender	1,840	10,806	12,646
Female	802	5,486	6,288
Male	1,032	5,319	6,351
Unknown	6	1	7



COVID-19: Orange County vaccine summary

Vaccination data through Jun 1, 2021 as of Jun 2, 2021 at 12:05 AM

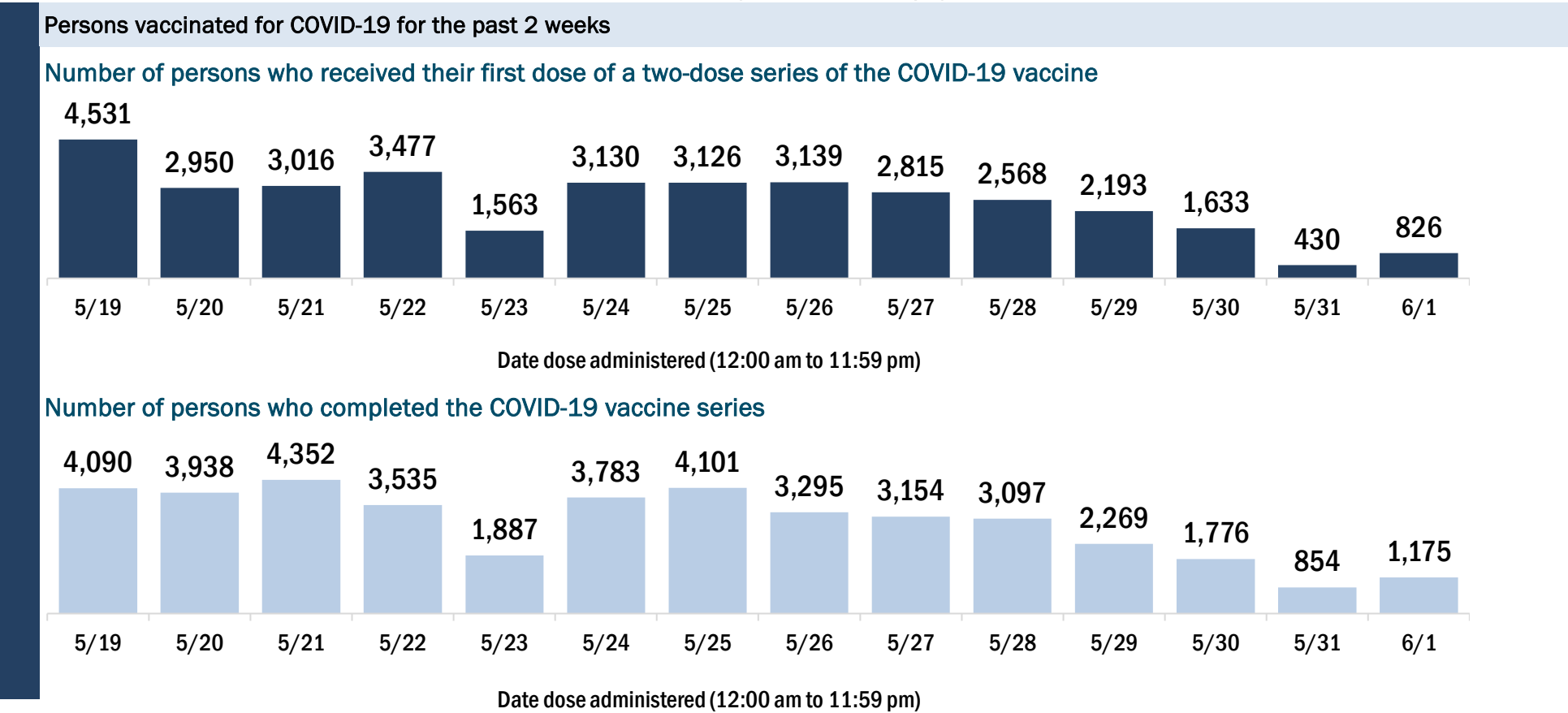
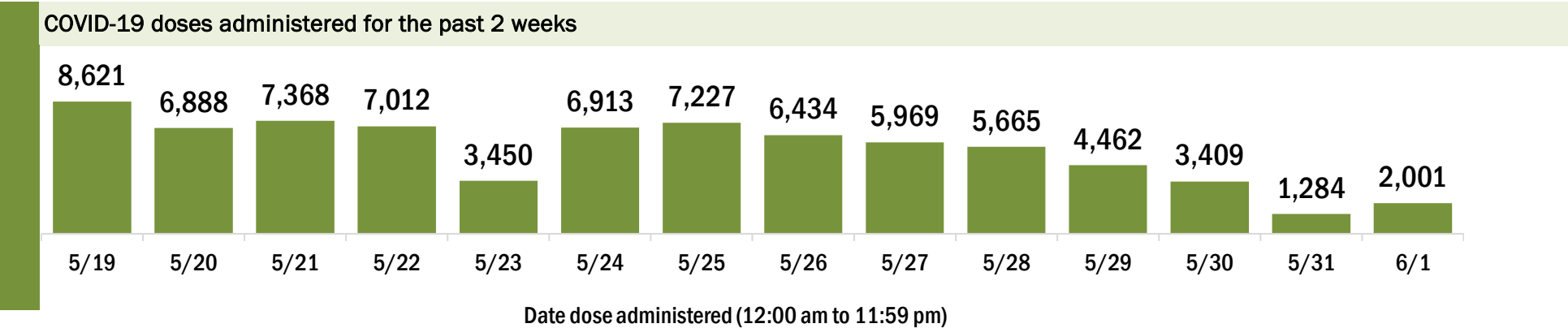
Data in this report are provisional and subject to change.

Data in this summary pertain to COVID-19 vaccines approved by the U.S. Food and Drug Administration and have been issued an Emergency Use Authorization (Janssen COVID-19 Vaccine, Moderna COVID-19 Vaccine and Pfizer-BioNTech COVID-19 Vaccine). These data summarize the number of people who have received either their first dose or have completed the series for a COVID-19 vaccine. **A person can only be counted in one category, first dose or series complete.** For persons receiving Moderna or Pfizer vaccines, once they receive their second dose, they are moved from the first dose column to the series completed column. **Because of this, the total first dose category may show a change from report to report not matching the total receiving their first dose from the previous day.** Persons receiving Johnson & Johnson vaccines will always be counted in the series completed column.

COVID-19 doses for vaccinated persons in Florida	
Doses administered	1,095,362
People receiving one dose of a 1-dose series (Johnson & Johnson) or receiving only one dose of a 2-dose series (Moderna, Pfizer) count once. Persons receiving both doses of a 2-dose series count twice.	

Current status of persons vaccinated for COVID-19 in Florida	
Total people vaccinated	646,336
First dose	123,892
Series completed	522,444
Completed 1-dose series	73,418
Completed 2-dose series	449,026
First dose: current number of people who have only received their first dose of the Moderna or Pfizer vaccine.	
Series complete: current number of people who have received both Moderna or Pfizer vaccine doses or one Johnson & Johnson dose and are considered fully immunized.	

Demographic summary	First dose	Series complete	Total people vaccinated
Age group	123,892	522,444	646,336
12-14 years	9,123	4	9,127
15-24 years	22,820	50,687	73,507
25-34 years	21,637	72,406	94,043
35-44 years	20,996	86,458	107,454
45-54 years	18,498	92,870	111,368
55-64 years	14,687	95,711	110,398
65-74 years	8,548	77,318	85,866
75-84 years	4,478	34,779	39,257
85+ years	3,105	12,211	15,316
Race	123,892	522,444	646,336
White	61,101	305,494	366,595
Black	13,068	42,422	55,490
American Indian/Alaskan	655	1,672	2,327
Other	25,045	90,294	115,339
Unknown	24,023	82,562	106,585
Other race includes Asian, native Hawaiian/Pacific Islander, or other.			
Ethnicity	123,892	522,444	646,336
Hispanic	32,443	77,317	109,760
Non-Hispanic	41,996	250,274	292,270
Unknown	49,453	194,853	244,306
Gender	123,892	522,444	646,336
Female	64,436	281,495	345,931
Male	57,754	239,844	297,598
Unknown	1,702	1,105	2,807



COVID-19: Osceola County vaccine summary

Vaccination data through Jun 1, 2021 as of Jun 2, 2021 at 12:05 AM

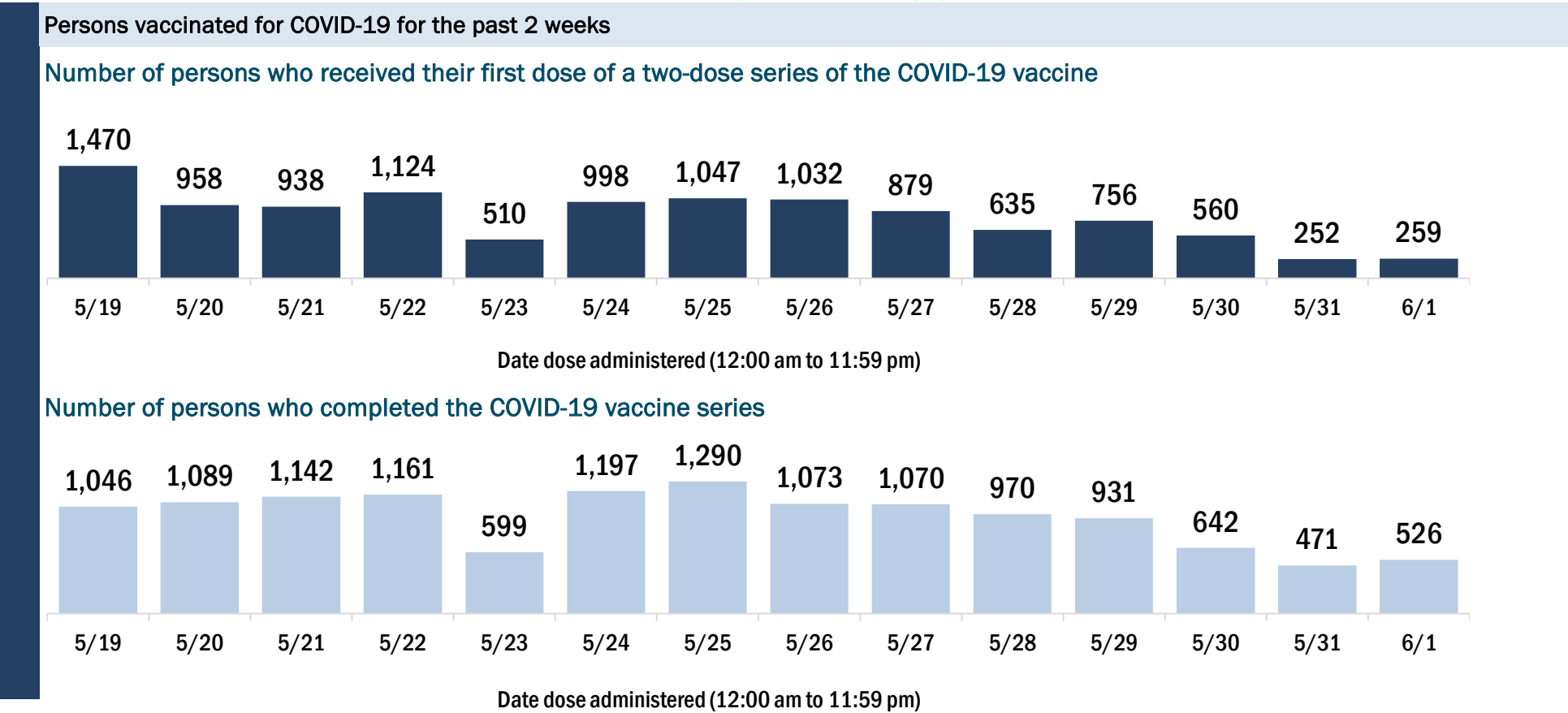
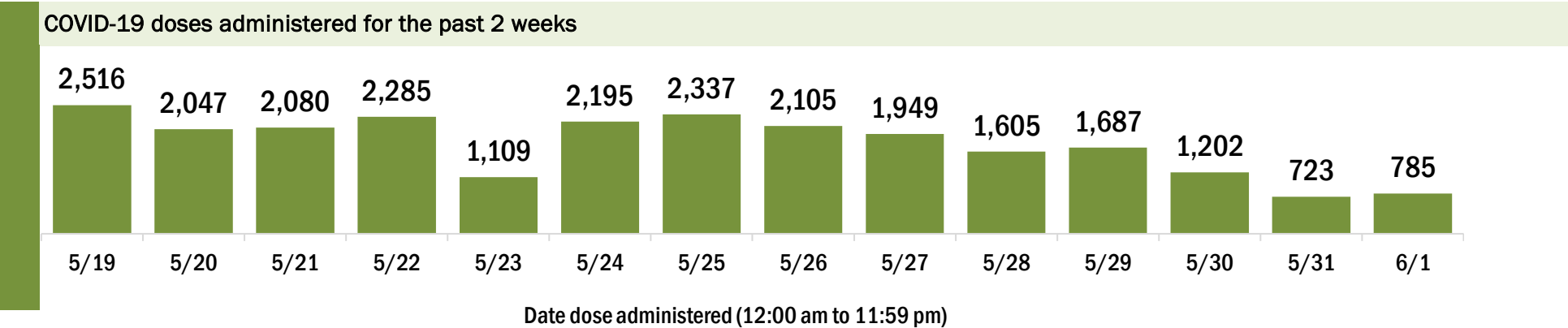
Data in this report are provisional and subject to change.

Data in this summary pertain to COVID-19 vaccines approved by the U.S. Food and Drug Administration and have been issued an Emergency Use Authorization (Janssen COVID-19 Vaccine, Moderna COVID-19 Vaccine and Pfizer-BioNTech COVID-19 Vaccine). These data summarize the number of people who have received either their first dose or have completed the series for a COVID-19 vaccine. **A person can only be counted in one category, first dose or series complete.** For persons receiving Moderna or Pfizer vaccines, once they receive their second dose, they are moved from the first dose column to the series completed column. **Because of this, the total first dose category may show a change from report to report not matching the total receiving their first dose from the previous day.** Persons receiving Johnson & Johnson vaccines will always be counted in the series completed column.

COVID-19 doses for vaccinated persons in Florida	
Doses administered	298,470
People receiving one dose of a 1-dose series (Johnson & Johnson) or receiving only one dose of a 2-dose series (Moderna, Pfizer) count once. Persons receiving both doses of a 2-dose series count twice.	

Current status of persons vaccinated for COVID-19 in Florida	
Total people vaccinated	176,287
First dose	36,965
Series completed	139,322
Completed 1-dose series	17,139
Completed 2-dose series	122,183
First dose: current number of people who have only received their first dose of the Moderna or Pfizer vaccine.	
Series complete: current number of people who have received both Moderna or Pfizer vaccine doses or one Johnson & Johnson dose and are considered fully immunized.	

Demographic summary	First dose	Series complete	Total people vaccinated
Age group	36,965	139,322	176,287
12-14 years	2,409	2	2,411
15-24 years	6,741	11,809	18,550
25-34 years	5,834	15,942	21,776
35-44 years	6,528	20,792	27,320
45-54 years	6,113	25,006	31,119
55-64 years	4,732	26,838	31,570
65-74 years	2,722	24,429	27,151
75-84 years	1,427	11,259	12,686
85+ years	459	3,245	3,704
Race	36,965	139,322	176,287
White	18,696	81,805	100,501
Black	2,091	7,384	9,475
American Indian/Alaskan	185	641	826
Other	8,492	25,320	33,812
Unknown	7,501	24,172	31,673
Other race includes Asian, native Hawaiian/Pacific Islander, or other.			
Ethnicity	36,965	139,322	176,287
Hispanic	15,994	44,768	60,762
Non-Hispanic	7,690	46,817	54,507
Unknown	13,281	47,737	61,018
Gender	36,965	139,322	176,287
Female	19,799	76,661	96,460
Male	17,104	62,568	79,672
Unknown	62	93	155



COVID-19: Palm Beach County vaccine summary

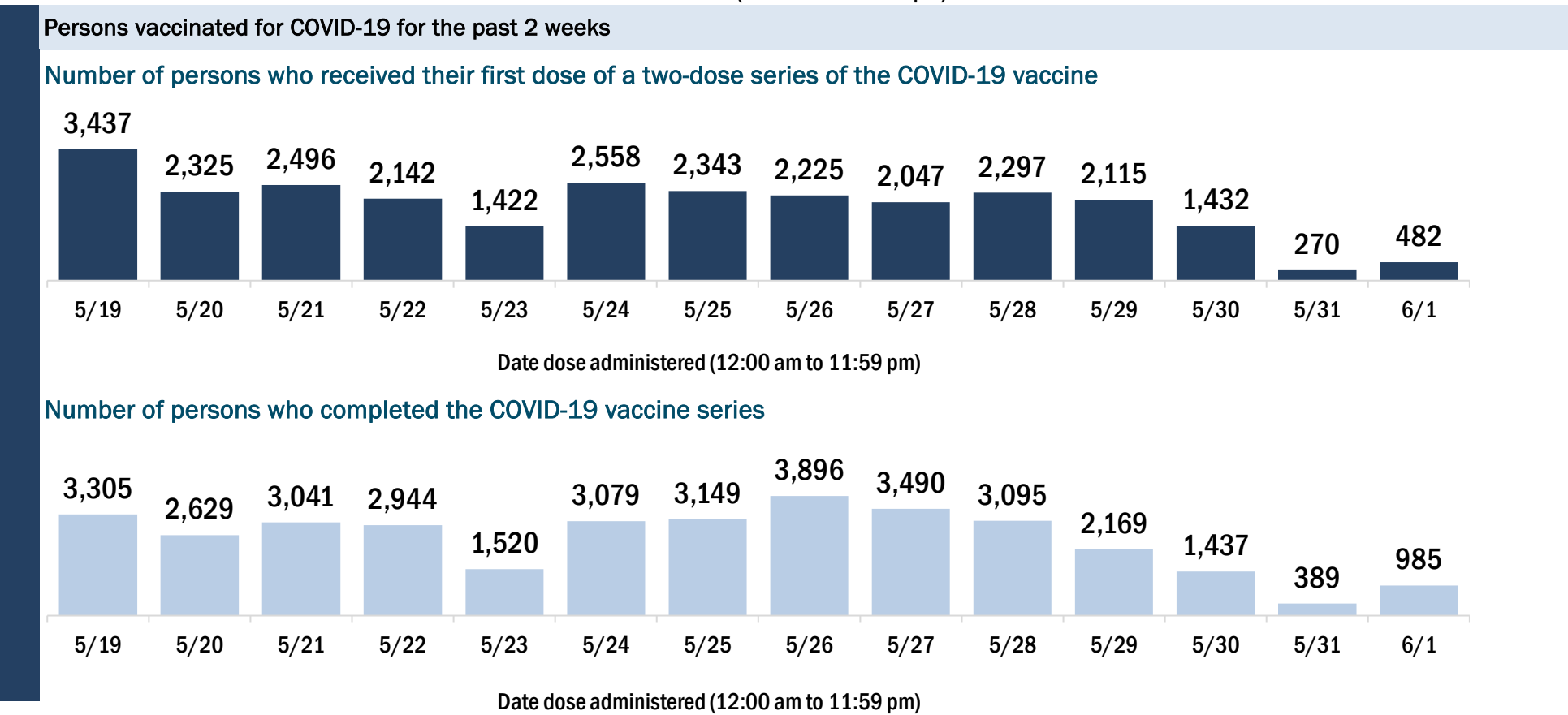
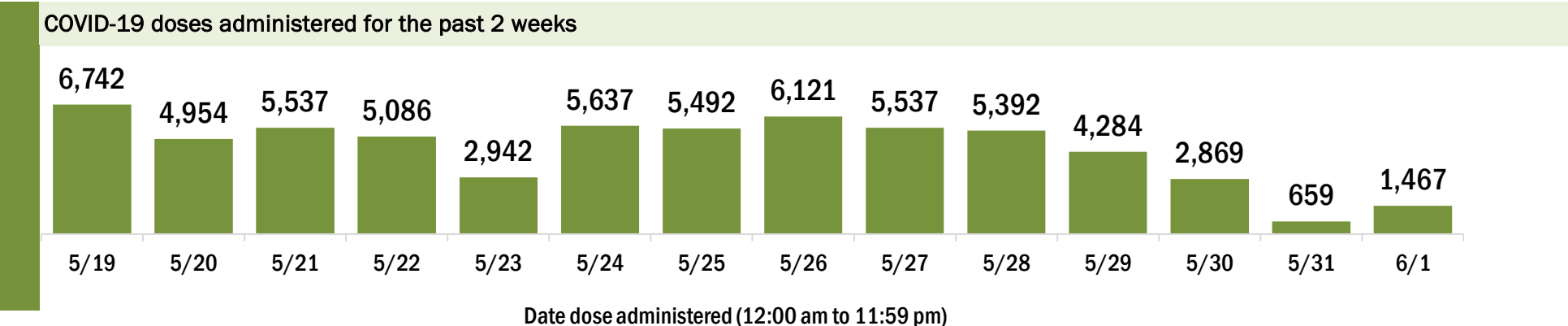
Vaccination data through Jun 1, 2021 as of Jun 2, 2021 at 12:05 AM

Data in this report are provisional and subject to change.

Data in this summary pertain to COVID-19 vaccines approved by the U.S. Food and Drug Administration and have been issued an Emergency Use Authorization (Janssen COVID-19 Vaccine, Moderna COVID-19 Vaccine and Pfizer-BioNTech COVID-19 Vaccine). These data summarize the number of people who have received either their first dose or have completed the series for a COVID-19 vaccine. **A person can only be counted in one category, first dose or series complete.** For persons receiving Moderna or Pfizer vaccines, once they receive their second dose, they are moved from the first dose column to the series completed column. **Because of this, the total first dose category may show a change from report to report not matching the total receiving their first dose from the previous day.** Persons receiving Johnson & Johnson vaccines will always be counted in the series completed column.

COVID-19 doses for vaccinated persons in Florida	
Doses administered	1,301,730
People receiving one dose of a 1-dose series (Johnson & Johnson) or receiving only one dose of a 2-dose series (Moderna, Pfizer) count once. Persons receiving both doses of a 2-dose series count twice.	

Demographic summary			
Age group	First dose	Series complete	Total people vaccinated
12-14 years	6,310	6	6,316
15-24 years	16,672	32,765	49,437
25-34 years	14,951	46,094	61,045
35-44 years	17,276	62,623	79,899
45-54 years	19,737	85,341	105,078
55-64 years	21,260	118,132	139,392
65-74 years	20,833	137,242	158,075
75-84 years	14,135	90,421	104,556
85+ years	6,741	36,741	43,482
Race	137,915	609,365	747,280
White	79,088	379,419	458,507
Black	13,786	38,253	52,039
American Indian/Alaskan	730	1,906	2,636
Other	16,350	60,934	77,284
Unknown	27,961	128,853	156,814
Other race includes Asian, native Hawaiian/Pacific Islander, or other.			
Ethnicity	137,915	609,365	747,280
Hispanic	27,166	75,441	102,607
Non-Hispanic	60,040	304,283	364,323
Unknown	50,709	229,641	280,350
Gender	137,915	609,365	747,280
Female	73,411	336,325	409,736
Male	64,031	272,594	336,625
Unknown	473	446	919



COVID-19: Pasco County vaccine summary

Vaccination data through Jun 1, 2021 as of Jun 2, 2021 at 12:05 AM

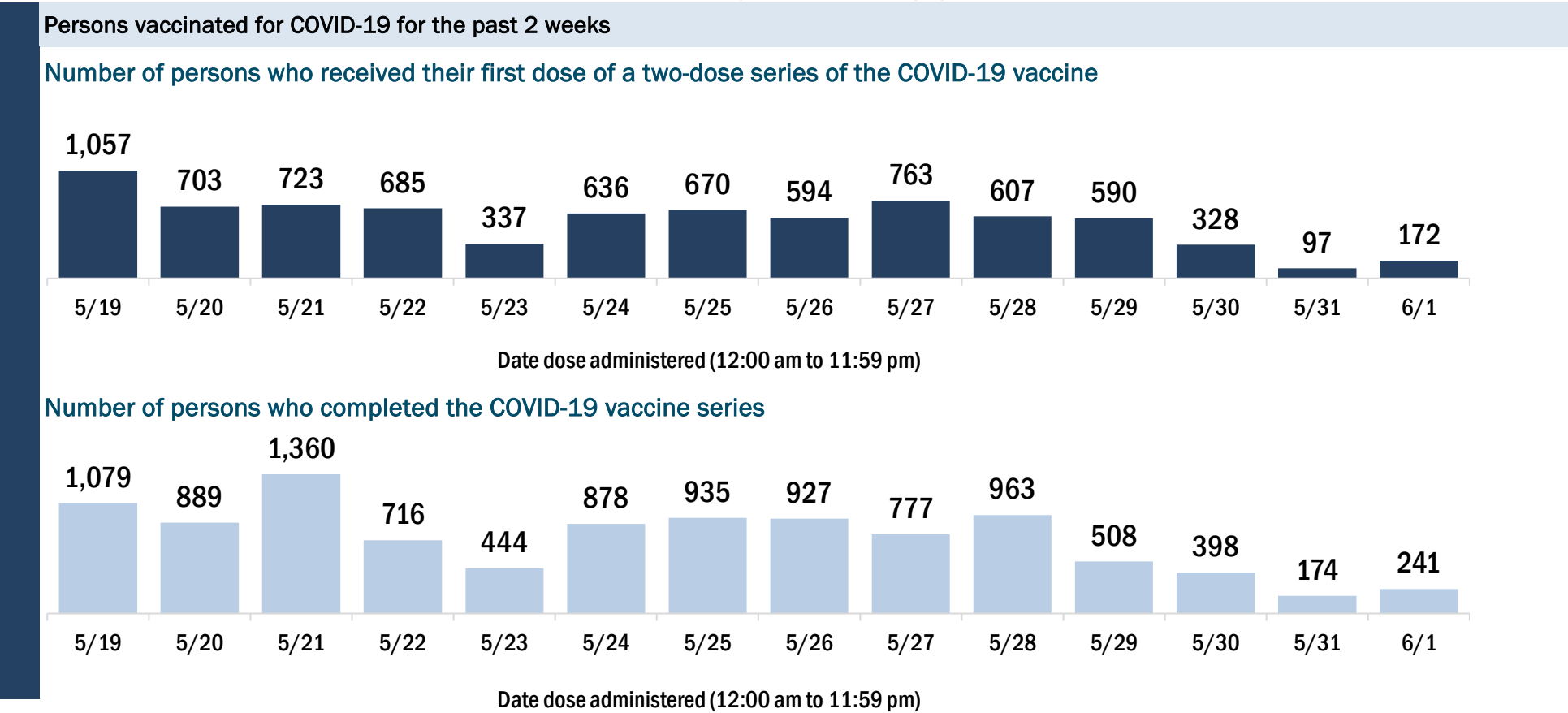
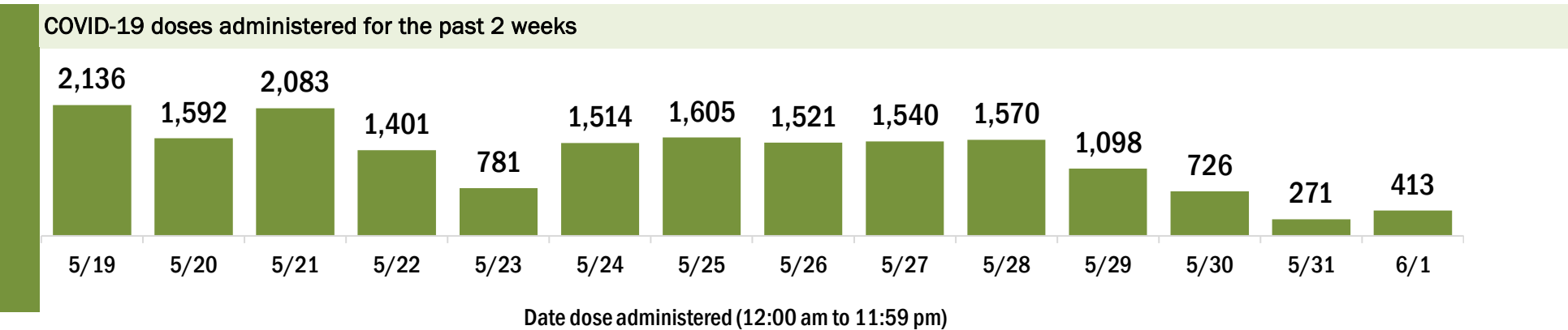
Data in this report are provisional and subject to change.

Data in this summary pertain to COVID-19 vaccines approved by the U.S. Food and Drug Administration and have been issued an Emergency Use Authorization (Janssen COVID-19 Vaccine, Moderna COVID-19 Vaccine and Pfizer-BioNTech COVID-19 Vaccine). These data summarize the number of people who have received either their first dose or have completed the series for a COVID-19 vaccine. **A person can only be counted in one category, first dose or series complete.** For persons receiving Moderna or Pfizer vaccines, once they receive their second dose, they are moved from the first dose column to the series completed column. **Because of this, the total first dose category may show a change from report to report not matching the total receiving their first dose from the previous day.** Persons receiving Johnson & Johnson vaccines will always be counted in the series completed column.

COVID-19 doses for vaccinated persons in Florida	
Doses administered	416,866
People receiving one dose of a 1-dose series (Johnson & Johnson) or receiving only one dose of a 2-dose series (Moderna, Pfizer) count once. Persons receiving both doses of a 2-dose series count twice.	

Current status of persons vaccinated for COVID-19 in Florida	
Total people vaccinated	238,899
First dose	43,475
Series completed	195,424
Completed 1-dose series	17,457
Completed 2-dose series	177,967
First dose: current number of people who have only received their first dose of the Moderna or Pfizer vaccine.	
Series complete: current number of people who have received both Moderna or Pfizer vaccine doses or one Johnson & Johnson dose and are considered fully immunized.	

Demographic summary	First dose	Series complete	Total people vaccinated
Age group	43,475	195,424	238,899
12-14 years	1,895	6	1,901
15-24 years	5,201	10,491	15,692
25-34 years	4,077	13,222	17,299
35-44 years	5,292	20,856	26,148
45-54 years	5,963	27,960	33,923
55-64 years	6,810	38,992	45,802
65-74 years	7,584	47,615	55,199
75-84 years	5,013	27,973	32,986
85+ years	1,640	8,309	9,949
Race	43,475	195,424	238,899
White	29,448	143,566	173,014
Black	2,008	6,157	8,165
American Indian/Alaskan	234	740	974
Other	5,497	19,257	24,754
Unknown	6,288	25,704	31,992
Other race includes Asian, native Hawaiian/Pacific Islander, or other.			
Ethnicity	43,475	195,424	238,899
Hispanic	5,136	13,643	18,779
Non-Hispanic	22,367	114,400	136,767
Unknown	15,972	67,381	83,353
Gender	43,475	195,424	238,899
Female	23,553	109,864	133,417
Male	19,883	85,433	105,316
Unknown	39	127	166



COVID-19: Pinellas County vaccine summary

Vaccination data through Jun 1, 2021 as of Jun 2, 2021 at 12:05 AM

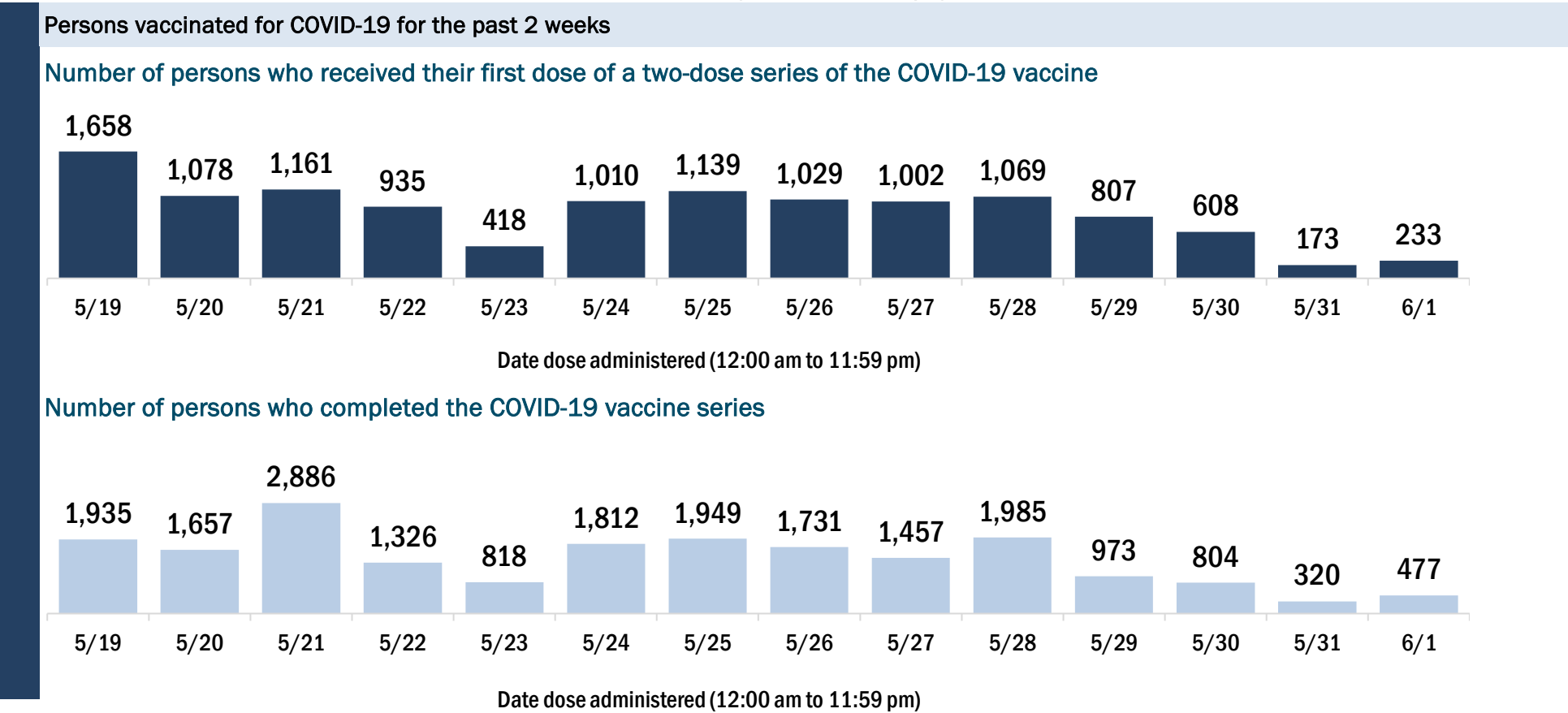
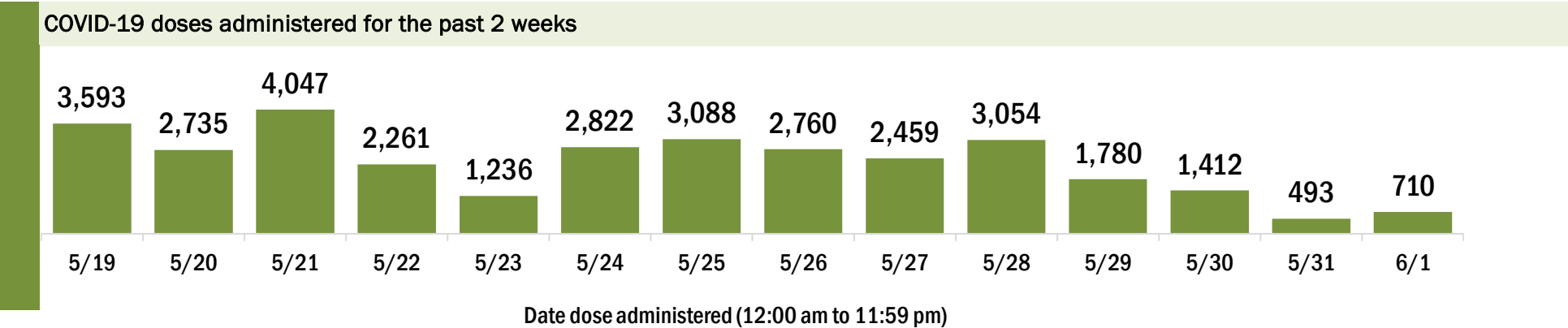
Data in this report are provisional and subject to change.

Data in this summary pertain to COVID-19 vaccines approved by the U.S. Food and Drug Administration and have been issued an Emergency Use Authorization (Janssen COVID-19 Vaccine, Moderna COVID-19 Vaccine and Pfizer-BioNTech COVID-19 Vaccine). These data summarize the number of people who have received either their first dose or have completed the series for a COVID-19 vaccine. **A person can only be counted in one category, first dose or series complete.** For persons receiving Moderna or Pfizer vaccines, once they receive their second dose, they are moved from the first dose column to the series completed column. **Because of this, the total first dose category may show a change from report to report not matching the total receiving their first dose from the previous day.** Persons receiving Johnson & Johnson vaccines will always be counted in the series completed column.

COVID-19 doses for vaccinated persons in Florida	
Doses administered	852,654
People receiving one dose of a 1-dose series (Johnson & Johnson) or receiving only one dose of a 2-dose series (Moderna, Pfizer) count once. Persons receiving both doses of a 2-dose series count twice.	

Current status of persons vaccinated for COVID-19 in Florida	
Total people vaccinated	475,519
First dose	70,051
Series completed	405,468
Completed 1-dose series	28,333
Completed 2-dose series	377,135
First dose: current number of people who have only received their first dose of the Moderna or Pfizer vaccine.	
Series complete: current number of people who have received both Moderna or Pfizer vaccine doses or one Johnson & Johnson dose and are considered fully immunized.	

Demographic summary	First dose	Series complete	Total people vaccinated
Age group	70,051	405,468	475,519
12-14 years	2,954	5	2,959
15-24 years	8,030	19,224	27,254
25-34 years	8,191	32,681	40,872
35-44 years	8,358	39,351	47,709
45-54 years	9,415	53,622	63,037
55-64 years	11,703	90,146	101,849
65-74 years	11,564	98,993	110,557
75-84 years	6,747	51,908	58,655
85+ years	3,089	19,538	22,627
Race	70,051	405,468	475,519
White	45,056	297,228	342,284
Black	4,593	18,600	23,193
American Indian/Alaskan	369	1,025	1,394
Other	8,021	34,170	42,191
Unknown	12,012	54,445	66,457
Other race includes Asian, native Hawaiian/Pacific Islander, or other.			
Ethnicity	70,051	405,468	475,519
Hispanic	5,335	16,029	21,364
Non-Hispanic	36,671	250,742	287,413
Unknown	28,045	138,697	166,742
Gender	70,051	405,468	475,519
Female	37,845	226,274	264,119
Male	32,066	178,560	210,626
Unknown	140	634	774



COVID-19: Polk County vaccine summary

Vaccination data through Jun 1, 2021 as of Jun 2, 2021 at 12:05 AM

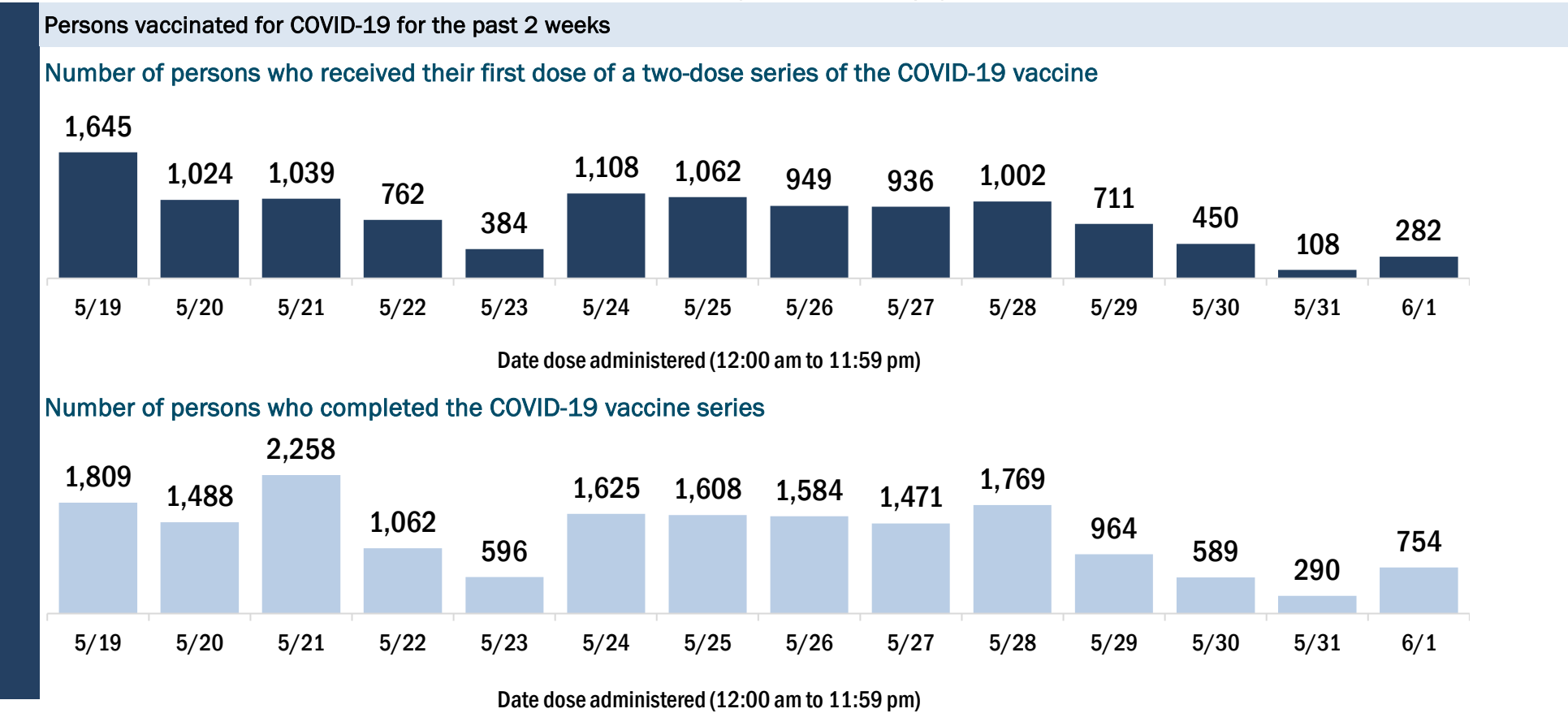
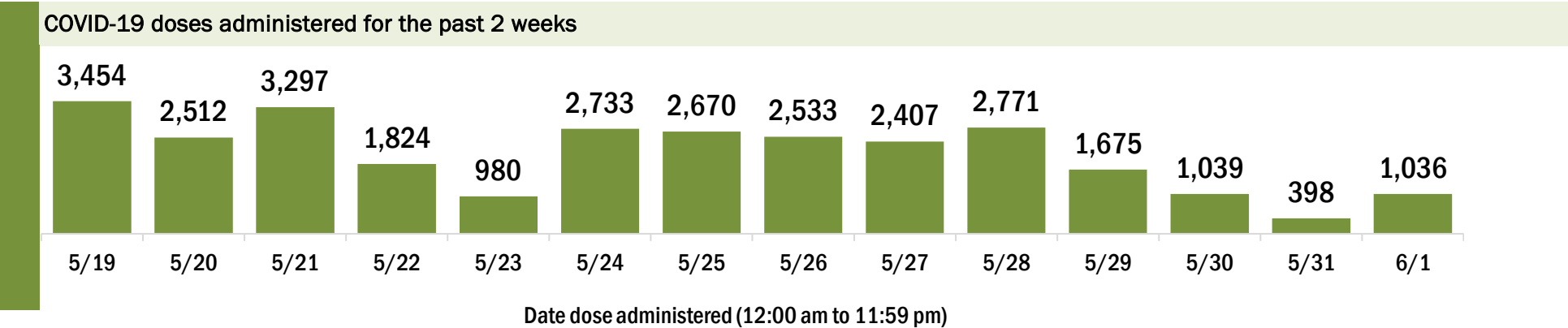
Data in this report are provisional and subject to change.

Data in this summary pertain to COVID-19 vaccines approved by the U.S. Food and Drug Administration and have been issued an Emergency Use Authorization (Janssen COVID-19 Vaccine, Moderna COVID-19 Vaccine and Pfizer-BioNTech COVID-19 Vaccine). These data summarize the number of people who have received either their first dose or have completed the series for a COVID-19 vaccine. **A person can only be counted in one category, first dose or series complete.** For persons receiving Moderna or Pfizer vaccines, once they receive their second dose, they are moved from the first dose column to the series completed column. **Because of this, the total first dose category may show a change from report to report not matching the total receiving their first dose from the previous day.** Persons receiving Johnson & Johnson vaccines will always be counted in the series completed column.

COVID-19 doses for vaccinated persons in Florida	
Doses administered	483,590
People receiving one dose of a 1-dose series (Johnson & Johnson) or receiving only one dose of a 2-dose series (Moderna, Pfizer) count once. Persons receiving both doses of a 2-dose series count twice.	

Current status of persons vaccinated for COVID-19 in Florida	
Total people vaccinated	278,941
First dose	57,603
Series completed	221,338
Completed 1-dose series	16,689
Completed 2-dose series	204,649
First dose: current number of people who have only received their first dose of the Moderna or Pfizer vaccine.	
Series complete: current number of people who have received both Moderna or Pfizer vaccine doses or one Johnson & Johnson dose and are considered fully immunized.	

Demographic summary	First dose	Series complete	Total people vaccinated
Age group	57,603	221,338	278,941
12-14 years	2,014	1	2,015
15-24 years	6,785	11,658	18,443
25-34 years	6,616	17,609	24,225
35-44 years	7,387	22,164	29,551
45-54 years	7,921	29,326	37,247
55-64 years	8,871	42,949	51,820
65-74 years	9,703	55,440	65,143
75-84 years	6,146	32,735	38,881
85+ years	2,160	9,456	11,616
Race	57,603	221,338	278,941
White	33,426	149,708	183,134
Black	5,438	16,080	21,518
American Indian/Alaskan	414	1,049	1,463
Other	8,132	21,680	29,812
Unknown	10,193	32,821	43,014
Other race includes Asian, native Hawaiian/Pacific Islander, or other.			
Ethnicity	57,603	221,338	278,941
Hispanic	12,381	29,973	42,354
Non-Hispanic	23,698	118,527	142,225
Unknown	21,524	72,838	94,362
Gender	57,603	221,338	278,941
Female	30,342	122,507	152,849
Male	27,144	98,721	125,865
Unknown	117	110	227



COVID-19: Putnam County vaccine summary

Vaccination data through Jun 1, 2021 as of Jun 2, 2021 at 12:05 AM

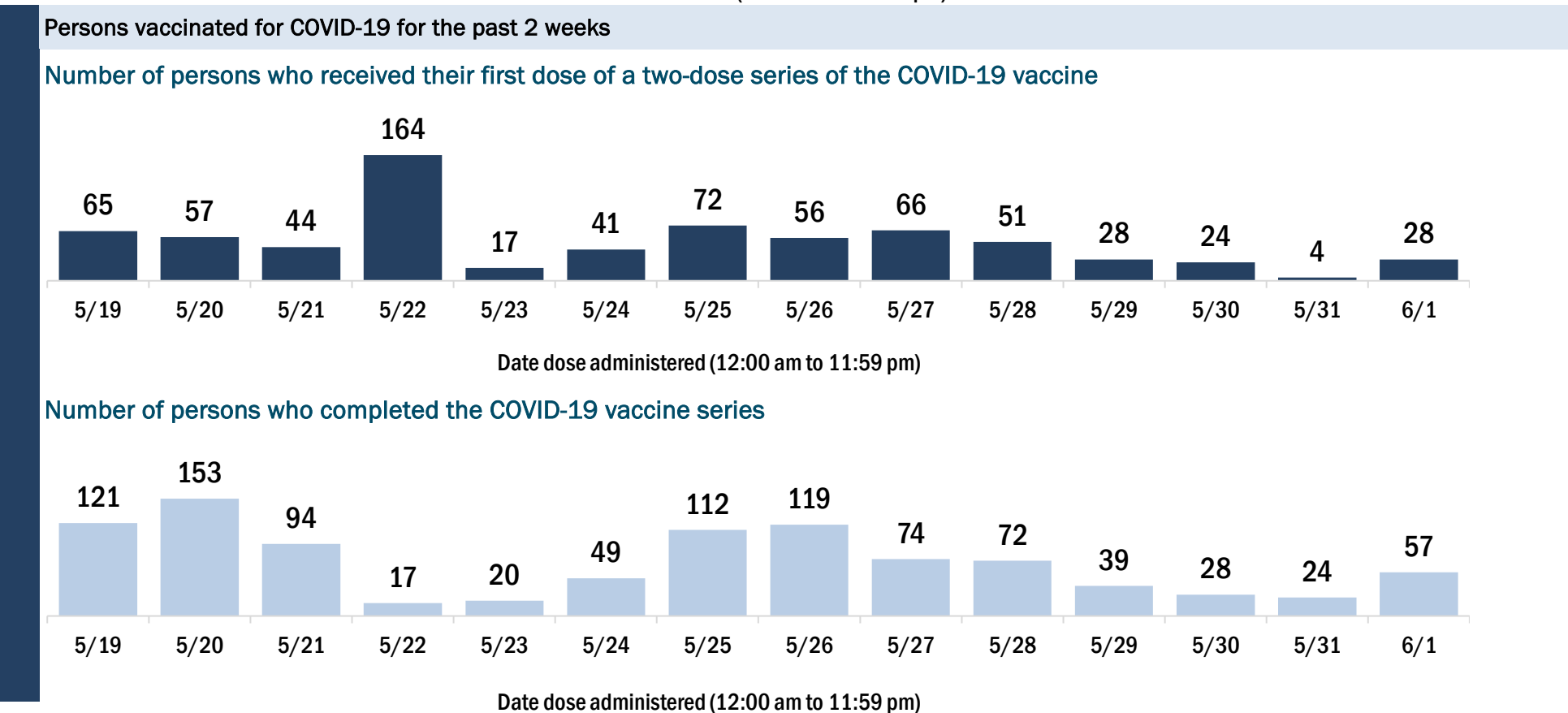
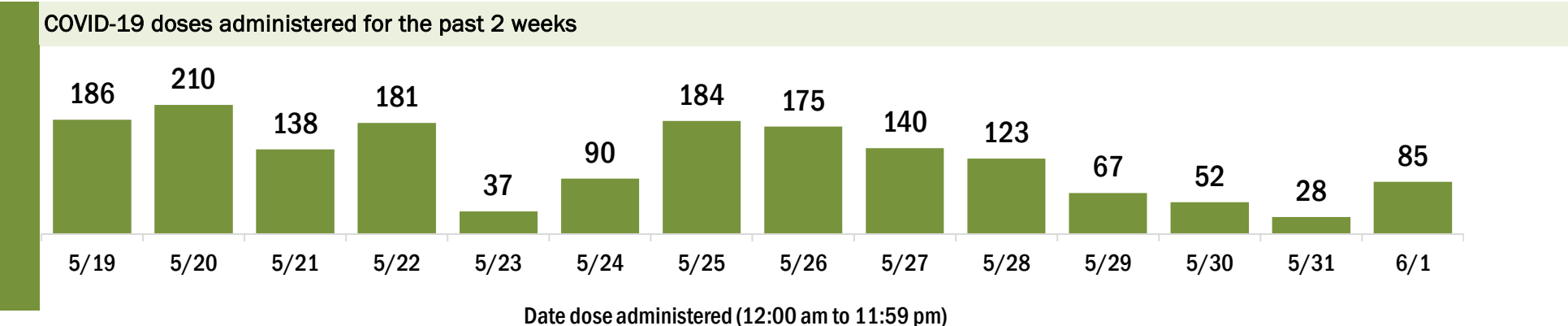
Data in this report are provisional and subject to change.

Data in this summary pertain to COVID-19 vaccines approved by the U.S. Food and Drug Administration and have been issued an Emergency Use Authorization (Janssen COVID-19 Vaccine, Moderna COVID-19 Vaccine and Pfizer-BioNTech COVID-19 Vaccine). These data summarize the number of people who have received either their first dose or have completed the series for a COVID-19 vaccine. **A person can only be counted in one category, first dose or series complete.** For persons receiving Moderna or Pfizer vaccines, once they receive their second dose, they are moved from the first dose column to the series completed column. **Because of this, the total first dose category may show a change from report to report not matching the total receiving their first dose from the previous day.** Persons receiving Johnson & Johnson vaccines will always be counted in the series completed column.

COVID-19 doses for vaccinated persons in Florida	
Doses administered	37,301
People receiving one dose of a 1-dose series (Johnson & Johnson) or receiving only one dose of a 2-dose series (Moderna, Pfizer) count once. Persons receiving both doses of a 2-dose series count twice.	

Current status of persons vaccinated for COVID-19 in Florida	
Total people vaccinated	21,836
First dose	4,931
Series completed	16,905
Completed 1-dose series	1,440
Completed 2-dose series	15,465
First dose: current number of people who have only received their first dose of the Moderna or Pfizer vaccine.	
Series complete: current number of people who have received both Moderna or Pfizer vaccine doses or one Johnson & Johnson dose and are considered fully immunized.	

Demographic summary	First dose	Series complete	Total people vaccinated
Age group	4,931	16,905	21,836
12-14 years	79	0	79
15-24 years	291	479	770
25-34 years	378	759	1,137
35-44 years	383	1,074	1,457
45-54 years	558	1,752	2,310
55-64 years	1,023	3,817	4,840
65-74 years	1,246	5,337	6,583
75-84 years	735	2,812	3,547
85+ years	238	875	1,113
Race	4,931	16,905	21,836
White	3,429	12,907	16,336
Black	522	2,024	2,546
American Indian/Alaskan	48	130	178
Other	614	1,013	1,627
Unknown	318	831	1,149
Other race includes Asian, native Hawaiian/Pacific Islander, or other.			
Ethnicity	4,931	16,905	21,836
Hispanic	480	843	1,323
Non-Hispanic	3,406	13,151	16,557
Unknown	1,045	2,911	3,956
Gender	4,931	16,905	21,836
Female	2,577	9,474	12,051
Male	2,338	7,421	9,759
Unknown	16	10	26



COVID-19: Santa Rosa County vaccine summary

Vaccination data through Jun 1, 2021 as of Jun 2, 2021 at 12:05 AM

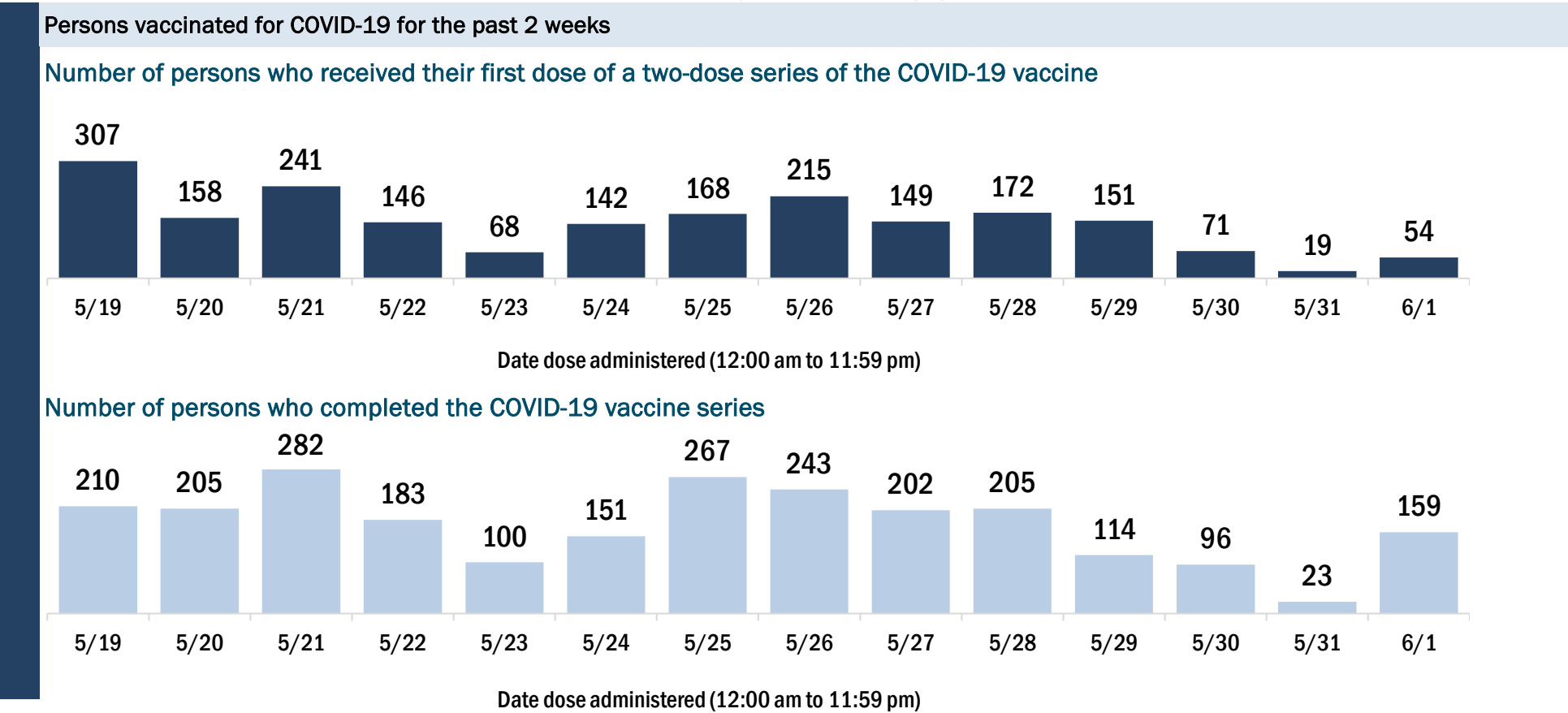
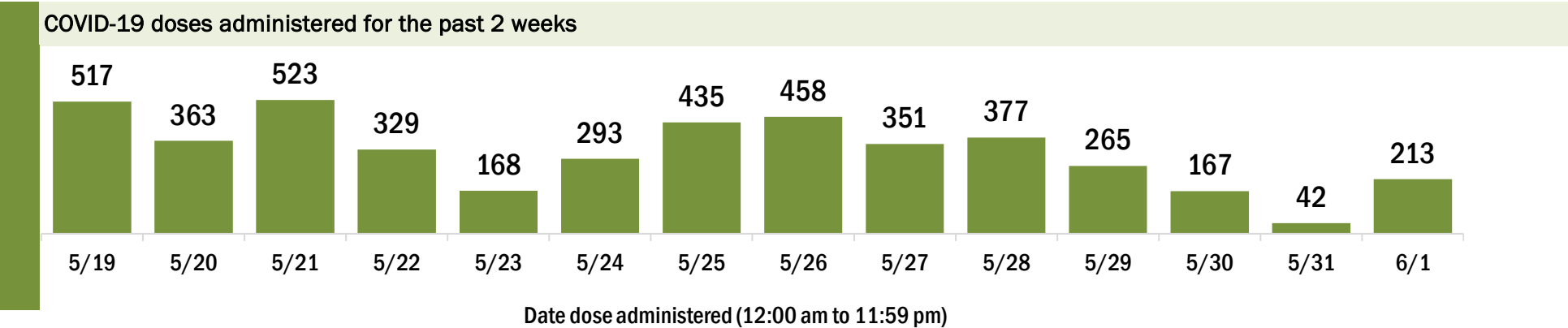
Data in this report are provisional and subject to change.

Data in this summary pertain to COVID-19 vaccines approved by the U.S. Food and Drug Administration and have been issued an Emergency Use Authorization (Janssen COVID-19 Vaccine, Moderna COVID-19 Vaccine and Pfizer-BioNTech COVID-19 Vaccine). These data summarize the number of people who have received either their first dose or have completed the series for a COVID-19 vaccine. **A person can only be counted in one category, first dose or series complete.** For persons receiving Moderna or Pfizer vaccines, once they receive their second dose, they are moved from the first dose column to the series completed column. **Because of this, the total first dose category may show a change from report to report not matching the total receiving their first dose from the previous day.** Persons receiving Johnson & Johnson vaccines will always be counted in the series completed column.

COVID-19 doses for vaccinated persons in Florida	
Doses administered	111,479
People receiving one dose of a 1-dose series (Johnson & Johnson) or receiving only one dose of a 2-dose series (Moderna, Pfizer) count once. Persons receiving both doses of a 2-dose series count twice.	

Current status of persons vaccinated for COVID-19 in Florida	
Total people vaccinated	63,174
First dose	11,340
Series completed	51,834
Completed 1-dose series	3,529
Completed 2-dose series	48,305
First dose: current number of people who have only received their first dose of the Moderna or Pfizer vaccine.	
Series complete: current number of people who have received both Moderna or Pfizer vaccine doses or one Johnson & Johnson dose and are considered fully immunized.	

Demographic summary	First dose	Series complete	Total people vaccinated
Age group	11,340	51,834	63,174
12-14 years	414	0	414
15-24 years	1,405	2,754	4,159
25-34 years	1,248	3,723	4,971
35-44 years	1,572	5,312	6,884
45-54 years	1,654	7,234	8,888
55-64 years	2,049	11,509	13,558
65-74 years	1,823	13,088	14,911
75-84 years	892	6,369	7,261
85+ years	283	1,845	2,128
Race	11,340	51,834	63,174
White	7,306	37,889	45,195
Black	648	2,046	2,694
American Indian/Alaskan	75	310	385
Other	870	3,675	4,545
Unknown	2,441	7,914	10,355
Other race includes Asian, native Hawaiian/Pacific Islander, or other.			
Ethnicity	11,340	51,834	63,174
Hispanic	555	1,828	2,383
Non-Hispanic	6,362	34,982	41,344
Unknown	4,423	15,024	19,447
Gender	11,340	51,834	63,174
Female	5,894	28,506	34,400
Male	5,436	23,310	28,746
Unknown	10	18	28



COVID-19: Sarasota County vaccine summary

Vaccination data through Jun 1, 2021 as of Jun 2, 2021 at 12:05 AM

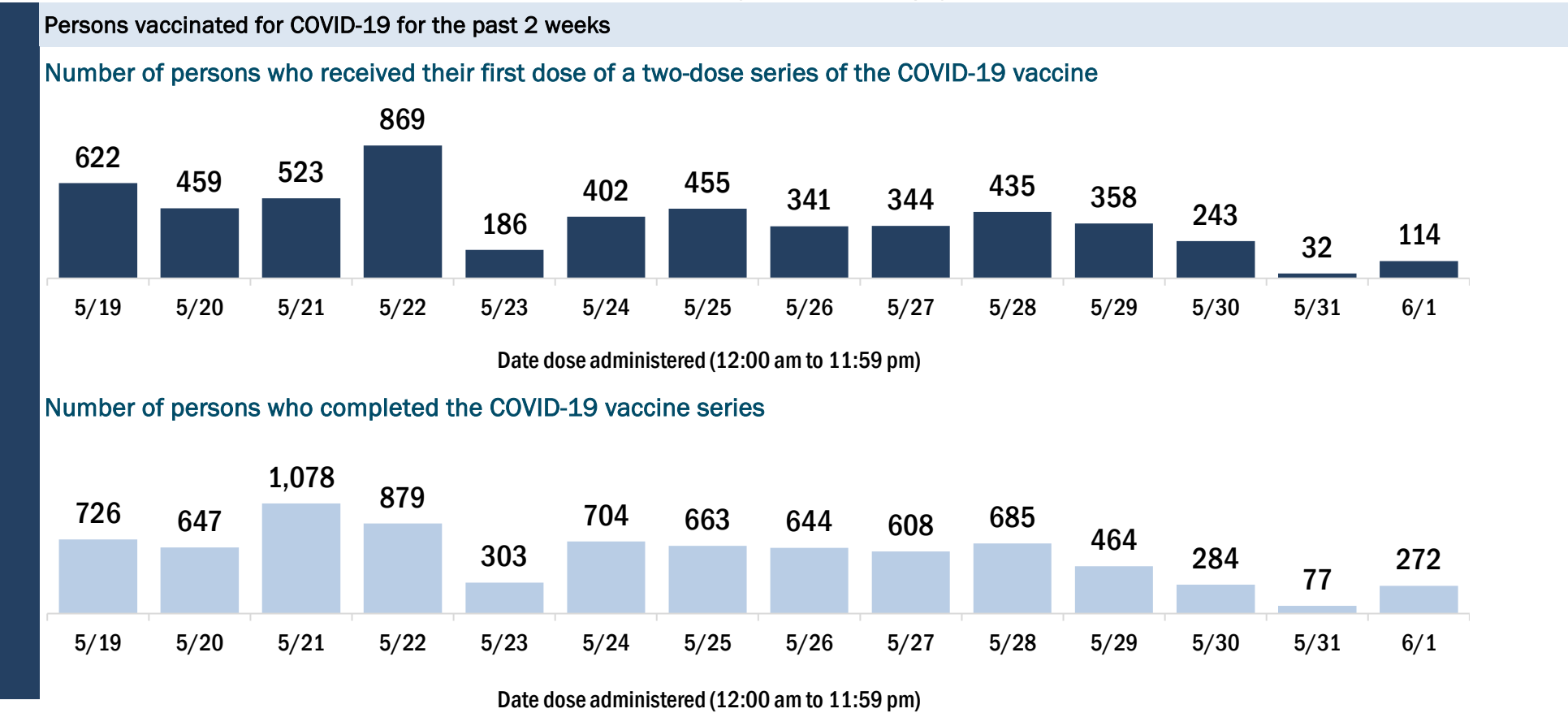
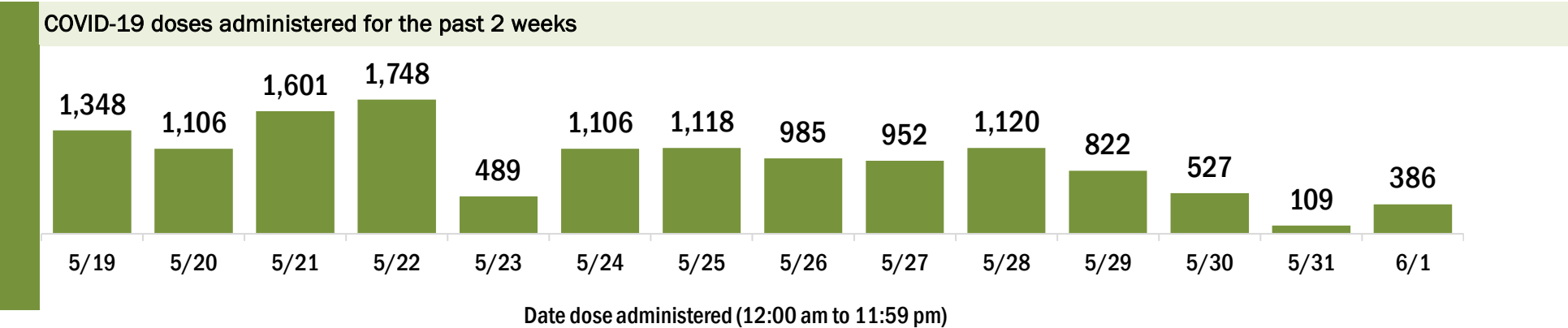
Data in this report are provisional and subject to change.

Data in this summary pertain to COVID-19 vaccines approved by the U.S. Food and Drug Administration and have been issued an Emergency Use Authorization (Janssen COVID-19 Vaccine, Moderna COVID-19 Vaccine and Pfizer-BioNTech COVID-19 Vaccine). These data summarize the number of people who have received either their first dose or have completed the series for a COVID-19 vaccine. **A person can only be counted in one category, first dose or series complete.** For persons receiving Moderna or Pfizer vaccines, once they receive their second dose, they are moved from the first dose column to the series completed column. **Because of this, the total first dose category may show a change from report to report not matching the total receiving their first dose from the previous day.** Persons receiving Johnson & Johnson vaccines will always be counted in the series completed column.

COVID-19 doses for vaccinated persons in Florida	
Doses administered	457,347
People receiving one dose of a 1-dose series (Johnson & Johnson) or receiving only one dose of a 2-dose series (Moderna, Pfizer) count once. Persons receiving both doses of a 2-dose series count twice.	

Current status of persons vaccinated for COVID-19 in Florida	
Total people vaccinated	258,899
First dose	47,805
Series completed	211,094
Completed 1-dose series	12,646
Completed 2-dose series	198,448
First dose: current number of people who have only received their first dose of the Moderna or Pfizer vaccine.	
Series complete: current number of people who have received both Moderna or Pfizer vaccine doses or one Johnson & Johnson dose and are considered fully immunized.	

Demographic summary	First dose	Series complete	Total people vaccinated
Age group	47,805	211,094	258,899
12-14 years	1,559	0	1,559
15-24 years	4,137	7,059	11,196
25-34 years	3,131	8,755	11,886
35-44 years	3,697	12,259	15,956
45-54 years	5,002	19,359	24,361
55-64 years	7,613	38,998	46,611
65-74 years	11,545	66,533	78,078
75-84 years	7,888	42,912	50,800
85+ years	3,233	15,219	18,452
Race	47,805	211,094	258,899
White	36,097	164,611	200,708
Black	1,213	3,353	4,566
American Indian/Alaskan	191	737	928
Other	3,509	14,741	18,250
Unknown	6,795	27,652	34,447
Other race includes Asian, native Hawaiian/Pacific Islander, or other.			
Ethnicity	47,805	211,094	258,899
Hispanic	4,075	9,685	13,760
Non-Hispanic	29,078	137,661	166,739
Unknown	14,652	63,748	78,400
Gender	47,805	211,094	258,899
Female	25,324	117,268	142,592
Male	22,368	93,697	116,065
Unknown	113	129	242



COVID-19: Seminole County vaccine summary

Vaccination data through Jun 1, 2021 as of Jun 2, 2021 at 12:05 AM

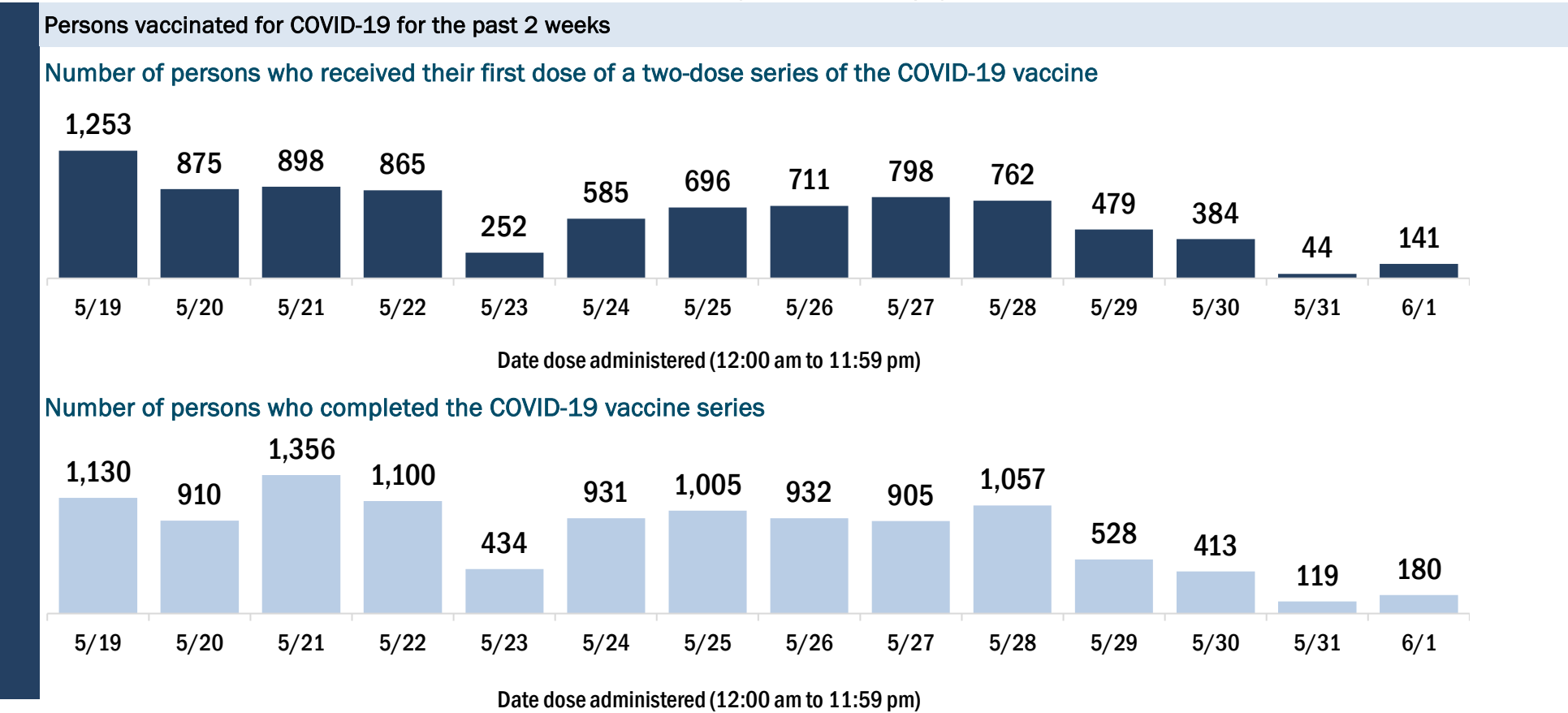
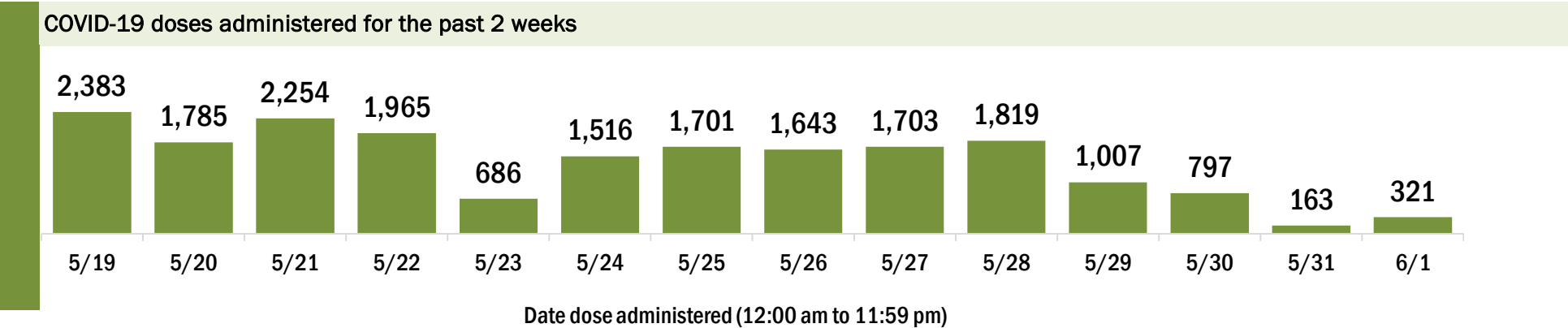
Data in this report are provisional and subject to change.

Data in this summary pertain to COVID-19 vaccines approved by the U.S. Food and Drug Administration and have been issued an Emergency Use Authorization (Janssen COVID-19 Vaccine, Moderna COVID-19 Vaccine and Pfizer-BioNTech COVID-19 Vaccine). These data summarize the number of people who have received either their first dose or have completed the series for a COVID-19 vaccine. **A person can only be counted in one category, first dose or series complete.** For persons receiving Moderna or Pfizer vaccines, once they receive their second dose, they are moved from the first dose column to the series completed column. **Because of this, the total first dose category may show a change from report to report not matching the total receiving their first dose from the previous day.** Persons receiving Johnson & Johnson vaccines will always be counted in the series completed column.

COVID-19 doses for vaccinated persons in Florida	
Doses administered	397,435
People receiving one dose of a 1-dose series (Johnson & Johnson) or receiving only one dose of a 2-dose series (Moderna, Pfizer) count once. Persons receiving both doses of a 2-dose series count twice.	

Current status of persons vaccinated for COVID-19 in Florida	
Total people vaccinated	223,366
First dose	34,170
Series completed	189,196
Completed 1-dose series	15,127
Completed 2-dose series	174,069
First dose: current number of people who have only received their first dose of the Moderna or Pfizer vaccine.	
Series complete: current number of people who have received both Moderna or Pfizer vaccine doses or one Johnson & Johnson dose and are considered fully immunized.	

Demographic summary	First dose	Series complete	Total people vaccinated
Age group	34,170	189,196	223,366
12-14 years	3,608	1	3,609
15-24 years	6,349	16,830	23,179
25-34 years	5,215	21,310	26,525
35-44 years	5,224	27,566	32,790
45-54 years	4,732	30,984	35,716
55-64 years	4,225	36,358	40,583
65-74 years	2,714	33,679	36,393
75-84 years	1,421	16,275	17,696
85+ years	682	6,193	6,875
Race	34,170	189,196	223,366
White	19,735	129,910	149,645
Black	3,174	12,537	15,711
American Indian/Alaskan	198	771	969
Other	6,212	27,649	33,861
Unknown	4,851	18,329	23,180
Other race includes Asian, native Hawaiian/Pacific Islander, or other.			
Ethnicity	34,170	189,196	223,366
Hispanic	6,631	25,764	32,395
Non-Hispanic	16,058	116,617	132,675
Unknown	11,481	46,815	58,296
Gender	34,170	189,196	223,366
Female	18,191	104,422	122,613
Male	15,889	84,624	100,513
Unknown	90	150	240



COVID-19: St. Johns County vaccine summary

Vaccination data through Jun 1, 2021 as of Jun 2, 2021 at 12:05 AM

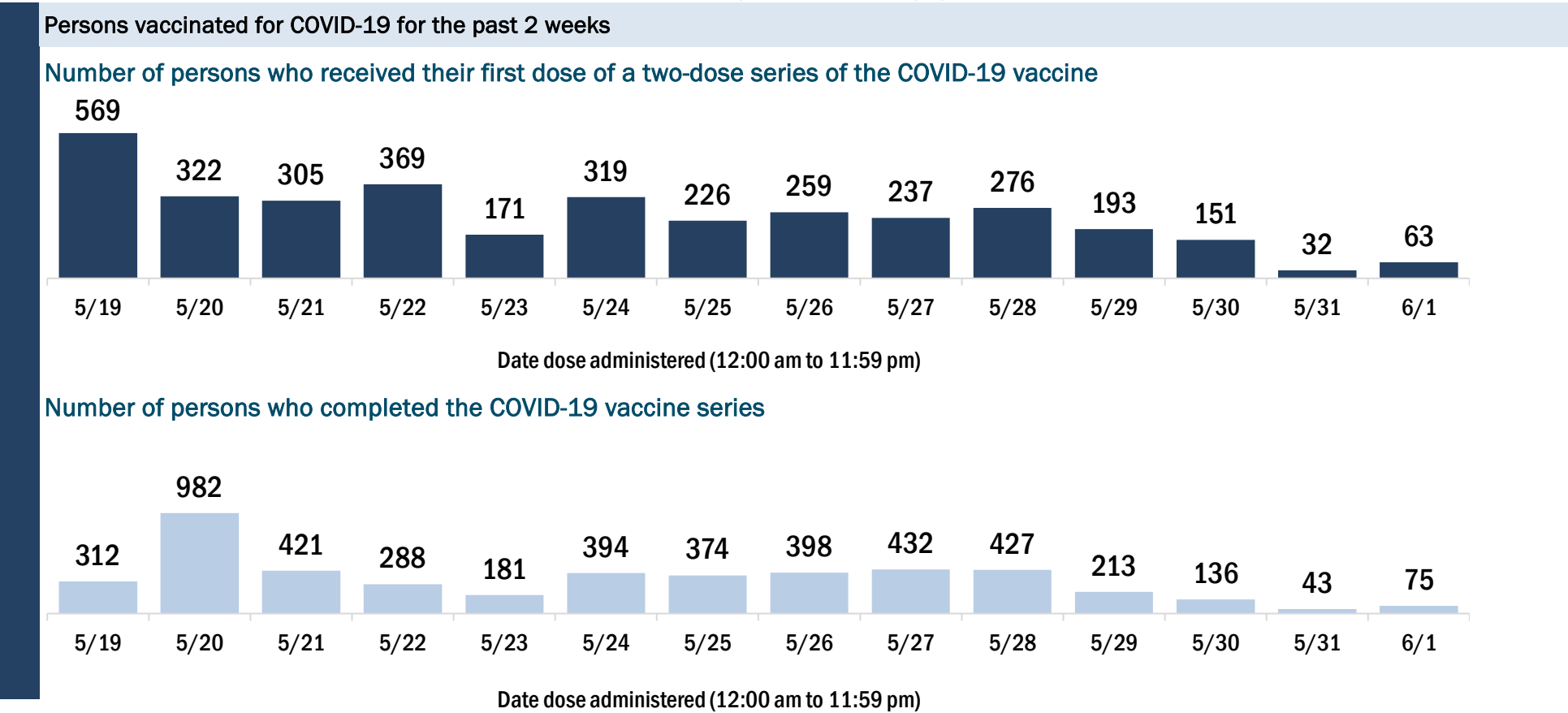
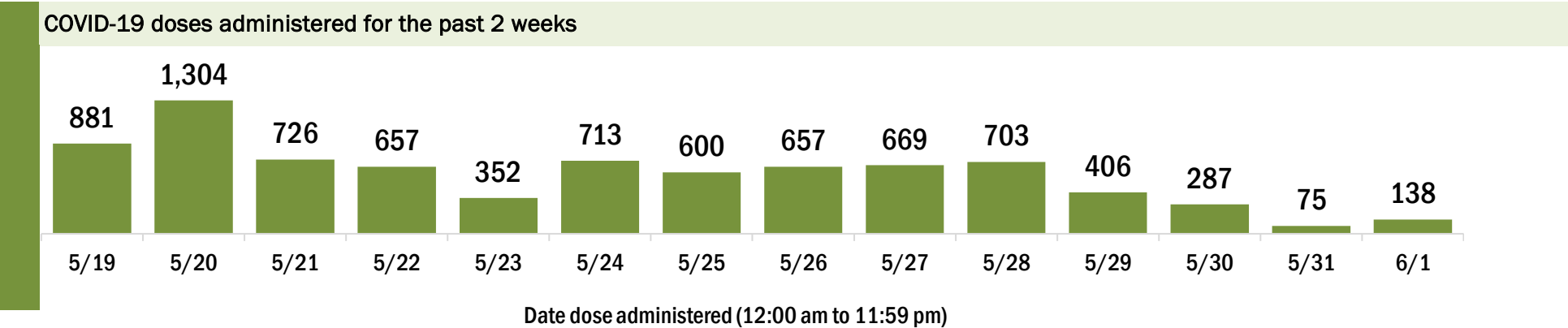
Data in this report are provisional and subject to change.

Data in this summary pertain to COVID-19 vaccines approved by the U.S. Food and Drug Administration and have been issued an Emergency Use Authorization (Janssen COVID-19 Vaccine, Moderna COVID-19 Vaccine and Pfizer-BioNTech COVID-19 Vaccine). These data summarize the number of people who have received either their first dose or have completed the series for a COVID-19 vaccine. **A person can only be counted in one category, first dose or series complete.** For persons receiving Moderna or Pfizer vaccines, once they receive their second dose, they are moved from the first dose column to the series completed column. **Because of this, the total first dose category may show a change from report to report not matching the total receiving their first dose from the previous day.** Persons receiving Johnson & Johnson vaccines will always be counted in the series completed column.

COVID-19 doses for vaccinated persons in Florida	
Doses administered	251,827
People receiving one dose of a 1-dose series (Johnson & Johnson) or receiving only one dose of a 2-dose series (Moderna, Pfizer) count once. Persons receiving both doses of a 2-dose series count twice.	

Current status of persons vaccinated for COVID-19 in Florida	
Total people vaccinated	137,580
First dose	15,929
Series completed	121,651
Completed 1-dose series	7,404
Completed 2-dose series	114,247
First dose: current number of people who have only received their first dose of the Moderna or Pfizer vaccine.	
Series complete: current number of people who have received both Moderna or Pfizer vaccine doses or one Johnson & Johnson dose and are considered fully immunized.	

Demographic summary	First dose	Series complete	Total people vaccinated
Age group	15,929	121,651	137,580
12-14 years	1,696	1	1,697
15-24 years	2,906	8,064	10,970
25-34 years	1,546	7,907	9,453
35-44 years	2,162	15,707	17,869
45-54 years	2,188	18,710	20,898
55-64 years	2,134	24,210	26,344
65-74 years	1,901	28,825	30,726
75-84 years	980	14,064	15,044
85+ years	416	4,163	4,579
Race	15,929	121,651	137,580
White	10,147	89,785	99,932
Black	650	3,784	4,434
American Indian/Alaskan	61	356	417
Other	1,919	11,866	13,785
Unknown	3,152	15,860	19,012
Other race includes Asian, native Hawaiian/Pacific Islander, or other.			
Ethnicity	15,929	121,651	137,580
Hispanic	1,078	5,510	6,588
Non-Hispanic	8,485	79,990	88,475
Unknown	6,366	36,151	42,517
Gender	15,929	121,651	137,580
Female	8,335	66,586	74,921
Male	7,579	55,032	62,611
Unknown	15	33	48



COVID-19: St. Lucie County vaccine summary

Vaccination data through Jun 1, 2021 as of Jun 2, 2021 at 12:05 AM

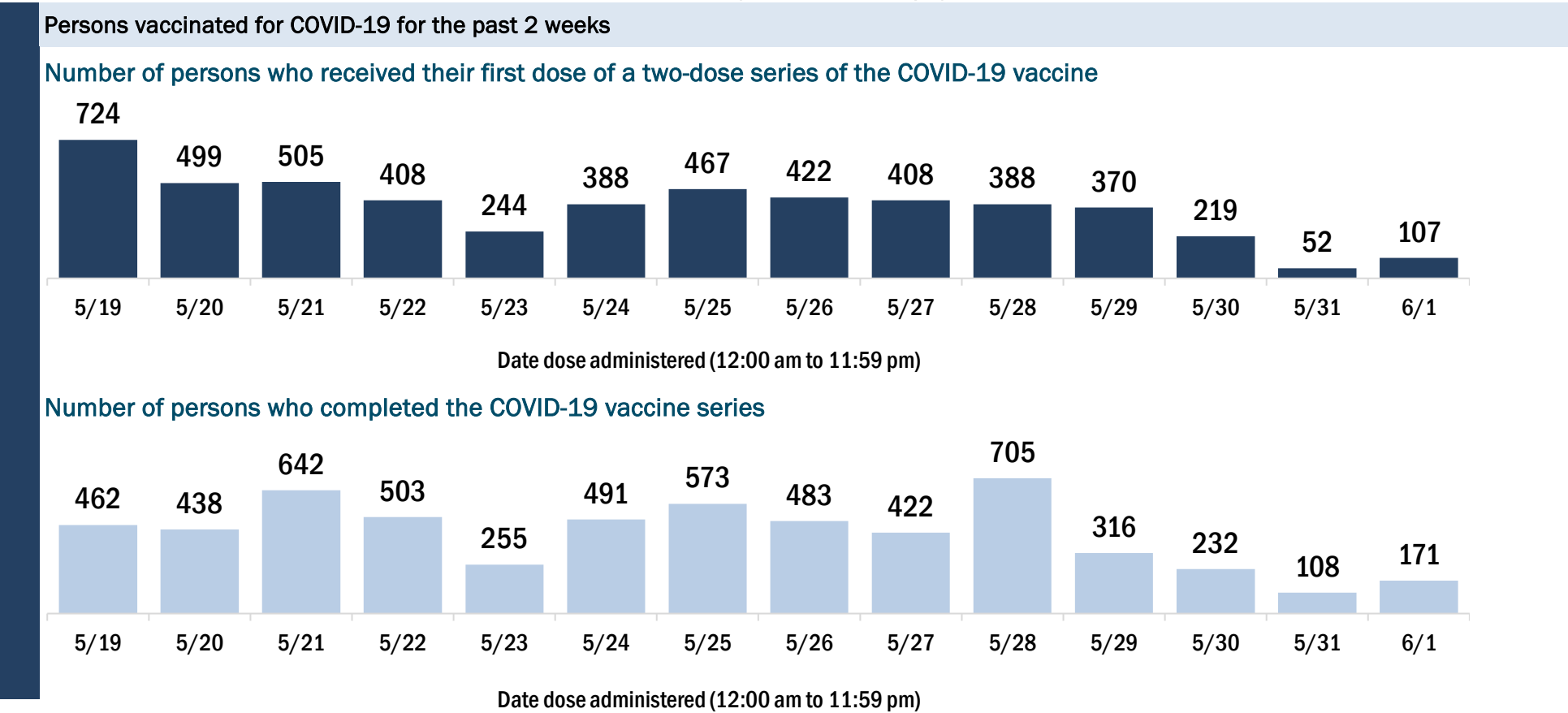
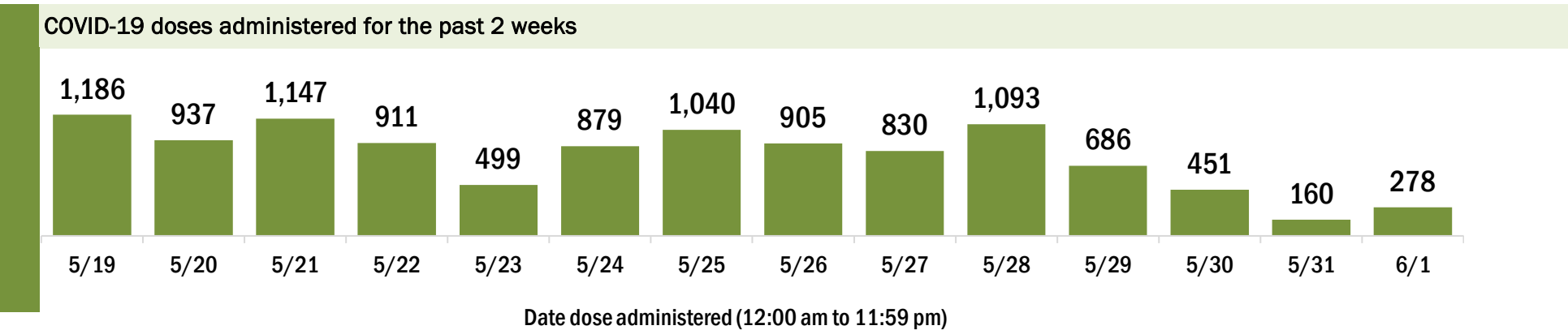
Data in this report are provisional and subject to change.

Data in this summary pertain to COVID-19 vaccines approved by the U.S. Food and Drug Administration and have been issued an Emergency Use Authorization (Janssen COVID-19 Vaccine, Moderna COVID-19 Vaccine and Pfizer-BioNTech COVID-19 Vaccine). These data summarize the number of people who have received either their first dose or have completed the series for a COVID-19 vaccine. **A person can only be counted in one category, first dose or series complete.** For persons receiving Moderna or Pfizer vaccines, once they receive their second dose, they are moved from the first dose column to the series completed column. **Because of this, the total first dose category may show a change from report to report not matching the total receiving their first dose from the previous day.** Persons receiving Johnson & Johnson vaccines will always be counted in the series completed column.

COVID-19 doses for vaccinated persons in Florida	
Doses administered	252,063
People receiving one dose of a 1-dose series (Johnson & Johnson) or receiving only one dose of a 2-dose series (Moderna, Pfizer) count once. Persons receiving both doses of a 2-dose series count twice.	

Current status of persons vaccinated for COVID-19 in Florida	
Total people vaccinated	143,997
First dose	30,175
Series completed	113,822
Completed 1-dose series	5,756
Completed 2-dose series	108,066
First dose: current number of people who have only received their first dose of the Moderna or Pfizer vaccine.	
Series complete: current number of people who have received both Moderna or Pfizer vaccine doses or one Johnson & Johnson dose and are considered fully immunized.	

Demographic summary	First dose	Series complete	Total people vaccinated
Age group	30,175	113,822	143,997
12-14 years	889	0	889
15-24 years	3,122	4,844	7,966
25-34 years	2,541	6,270	8,811
35-44 years	3,189	9,135	12,324
45-54 years	4,133	13,774	17,907
55-64 years	5,719	23,566	29,285
65-74 years	5,776	32,309	38,085
75-84 years	3,530	18,427	21,957
85+ years	1,276	5,497	6,773
Race	30,175	113,822	143,997
White	17,775	72,449	90,224
Black	3,632	10,621	14,253
American Indian/Alaskan	187	489	676
Other	3,243	10,894	14,137
Unknown	5,338	19,369	24,707
Other race includes Asian, native Hawaiian/Pacific Islander, or other.			
Ethnicity	30,175	113,822	143,997
Hispanic	4,660	12,570	17,230
Non-Hispanic	13,876	60,751	74,627
Unknown	11,639	40,501	52,140
Gender	30,175	113,822	143,997
Female	16,084	63,194	79,278
Male	13,991	50,548	64,539
Unknown	100	80	180



COVID-19: Sumter County vaccine summary

Vaccination data through Jun 1, 2021 as of Jun 2, 2021 at 12:05 AM

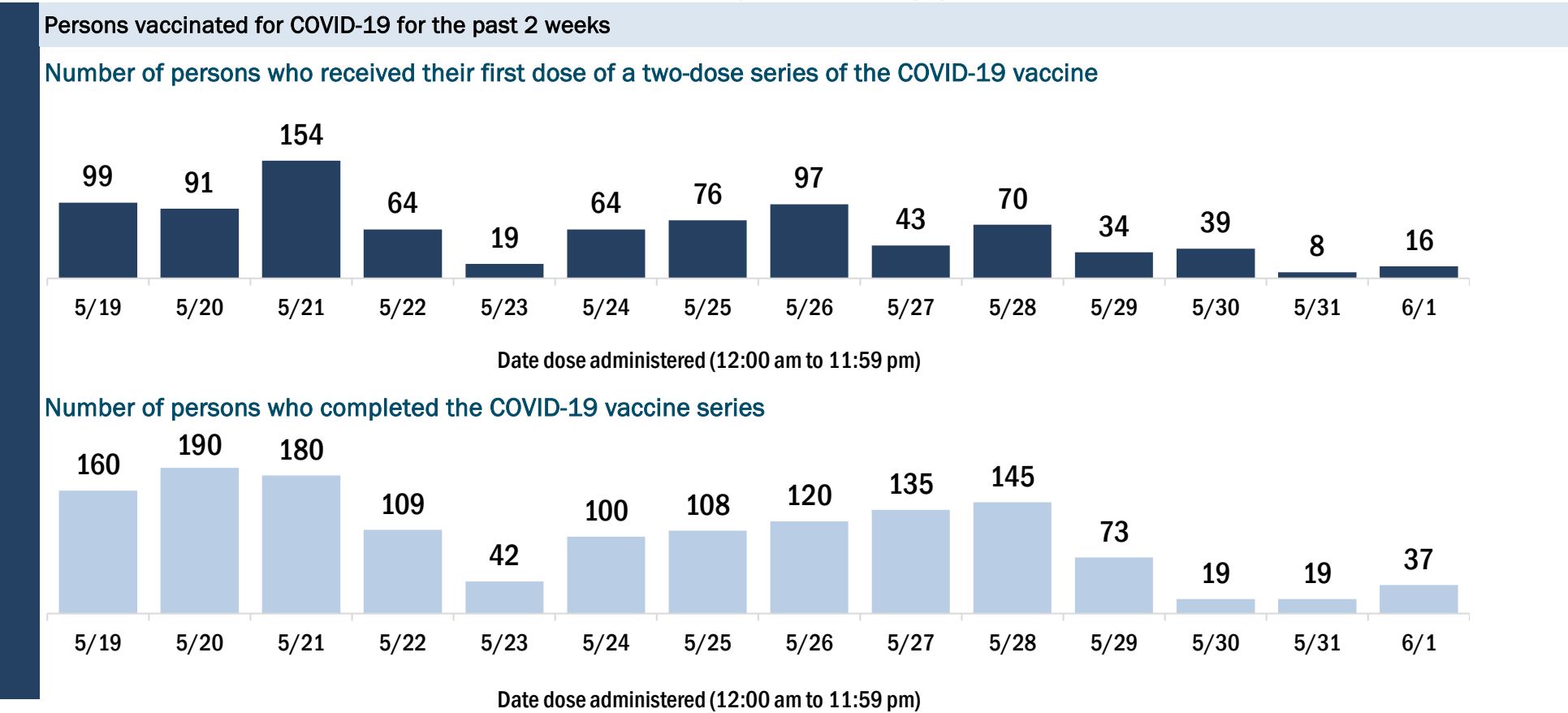
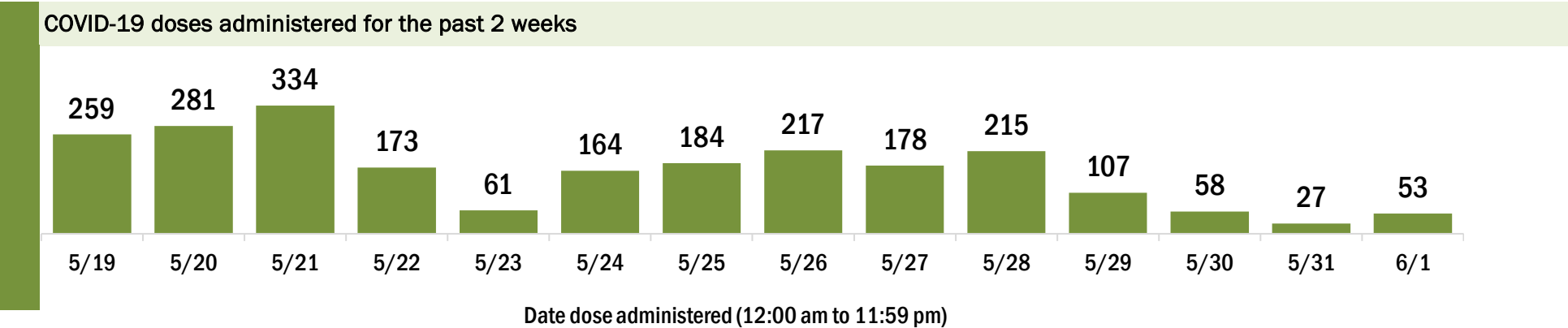
Data in this report are provisional and subject to change.

Data in this summary pertain to COVID-19 vaccines approved by the U.S. Food and Drug Administration and have been issued an Emergency Use Authorization (Janssen COVID-19 Vaccine, Moderna COVID-19 Vaccine and Pfizer-BioNTech COVID-19 Vaccine). These data summarize the number of people who have received either their first dose or have completed the series for a COVID-19 vaccine. **A person can only be counted in one category, first dose or series complete.** For persons receiving Moderna or Pfizer vaccines, once they receive their second dose, they are moved from the first dose column to the series completed column. **Because of this, the total first dose category may show a change from report to report not matching the total receiving their first dose from the previous day.** Persons receiving Johnson & Johnson vaccines will always be counted in the series completed column.

COVID-19 doses for vaccinated persons in Florida	
Doses administered	160,007
People receiving one dose of a 1-dose series (Johnson & Johnson) or receiving only one dose of a 2-dose series (Moderna, Pfizer) count once. Persons receiving both doses of a 2-dose series count twice.	

Current status of persons vaccinated for COVID-19 in Florida	
Total people vaccinated	87,181
First dose	9,450
Series completed	77,731
Completed 1-dose series	4,905
Completed 2-dose series	72,826
First dose: current number of people who have only received their first dose of the Moderna or Pfizer vaccine.	
Series complete: current number of people who have received both Moderna or Pfizer vaccine doses or one Johnson & Johnson dose and are considered fully immunized.	

Demographic summary	First dose	Series complete	Total people vaccinated
Age group	9,450	77,731	87,181
12-14 years	117	0	117
15-24 years	317	485	802
25-34 years	331	851	1,182
35-44 years	471	1,259	1,730
45-54 years	653	2,421	3,074
55-64 years	1,744	9,661	11,405
65-74 years	2,864	34,605	37,469
75-84 years	2,310	23,998	26,308
85+ years	643	4,451	5,094
Race	9,450	77,731	87,181
White	7,145	65,221	72,366
Black	290	1,284	1,574
American Indian/Alaskan	36	193	229
Other	658	3,278	3,936
Unknown	1,321	7,755	9,076
Other race includes Asian, native Hawaiian/Pacific Islander, or other.			
Ethnicity	9,450	77,731	87,181
Hispanic	383	1,599	1,982
Non-Hispanic	5,837	53,117	58,954
Unknown	3,230	23,015	26,245
Gender	9,450	77,731	87,181
Female	5,169	42,901	48,070
Male	4,260	34,811	39,071
Unknown	21	19	40



COVID-19: Suwannee County vaccine summary

Vaccination data through Jun 1, 2021 as of Jun 2, 2021 at 12:05 AM

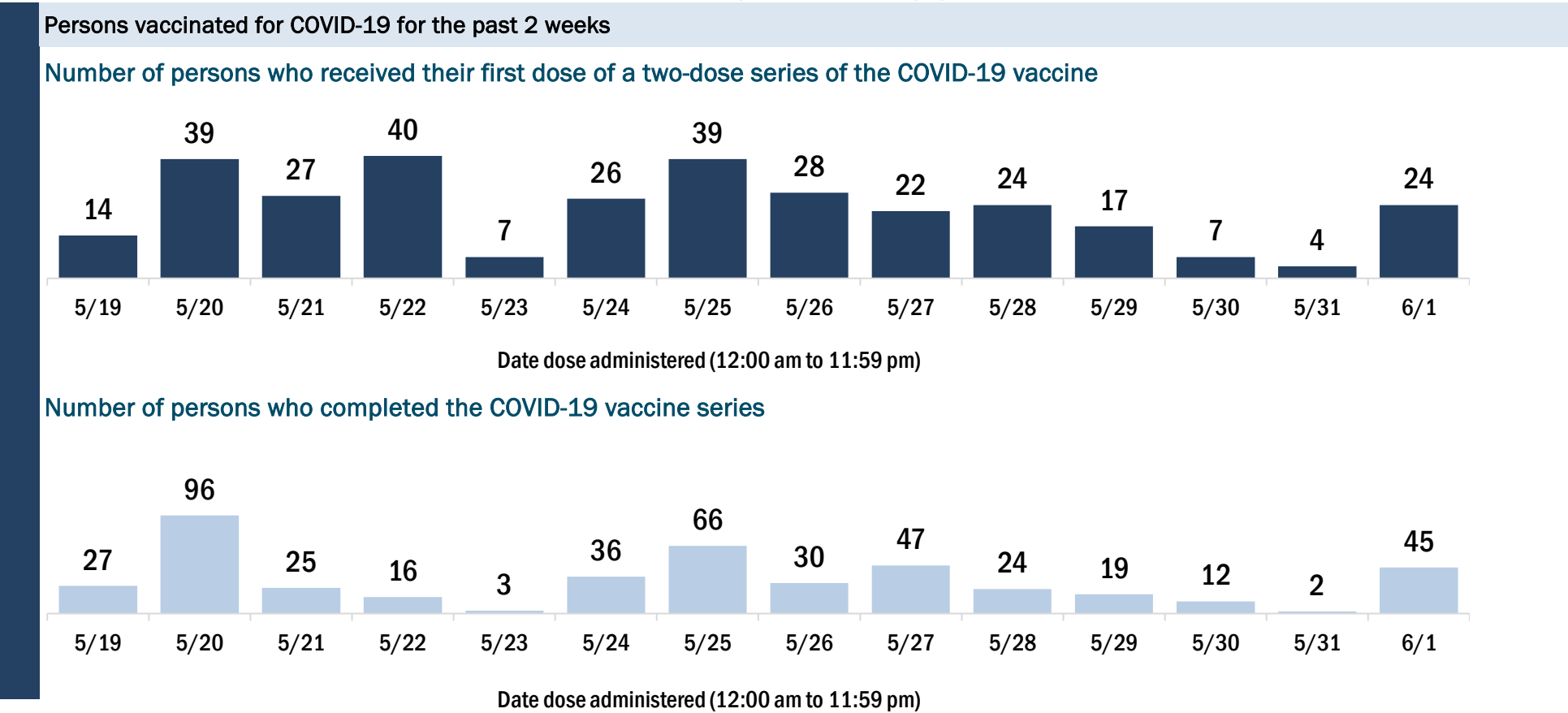
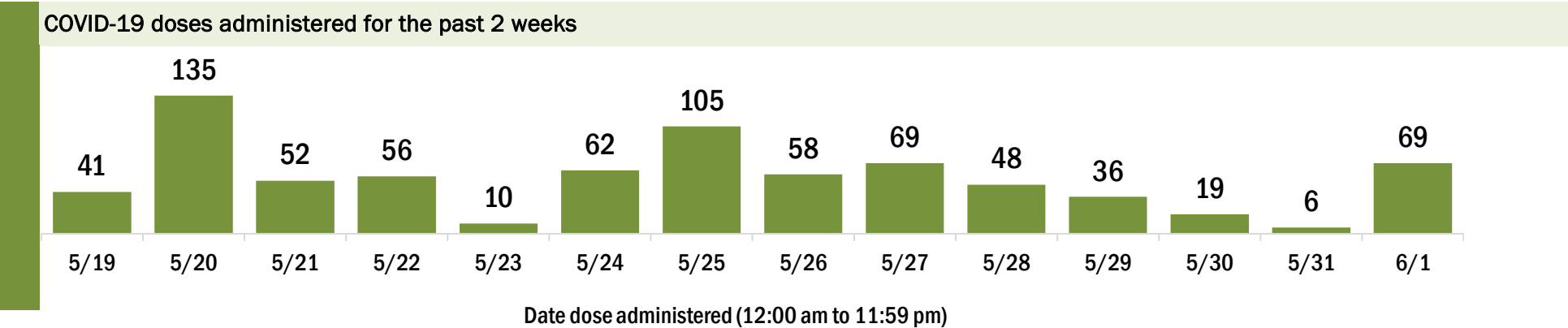
Data in this report are provisional and subject to change.

Data in this summary pertain to COVID-19 vaccines approved by the U.S. Food and Drug Administration and have been issued an Emergency Use Authorization (Janssen COVID-19 Vaccine, Moderna COVID-19 Vaccine and Pfizer-BioNTech COVID-19 Vaccine). These data summarize the number of people who have received either their first dose or have completed the series for a COVID-19 vaccine. **A person can only be counted in one category, first dose or series complete.** For persons receiving Moderna or Pfizer vaccines, once they receive their second dose, they are moved from the first dose column to the series completed column. **Because of this, the total first dose category may show a change from report to report not matching the total receiving their first dose from the previous day.** Persons receiving Johnson & Johnson vaccines will always be counted in the series completed column.

COVID-19 doses for vaccinated persons in Florida	
Doses administered	19,555
People receiving one dose of a 1-dose series (Johnson & Johnson) or receiving only one dose of a 2-dose series (Moderna, Pfizer) count once. Persons receiving both doses of a 2-dose series count twice.	

Current status of persons vaccinated for COVID-19 in Florida	
Total people vaccinated	11,001
First dose	1,701
Series completed	9,300
Completed 1-dose series	746
Completed 2-dose series	8,554
First dose: current number of people who have only received their first dose of the Moderna or Pfizer vaccine.	
Series complete: current number of people who have received both Moderna or Pfizer vaccine doses or one Johnson & Johnson dose and are considered fully immunized.	

Demographic summary	First dose	Series complete	Total people vaccinated
Age group	1,701	9,300	11,001
12-14 years	28	0	28
15-24 years	157	308	465
25-34 years	180	381	561
35-44 years	247	564	811
45-54 years	264	903	1,167
55-64 years	404	2,032	2,436
65-74 years	225	2,800	3,025
75-84 years	141	1,725	1,866
85+ years	55	587	642
Race	1,701	9,300	11,001
White	1,061	6,626	7,687
Black	270	847	1,117
American Indian/Alaskan	9	18	27
Other	182	628	810
Unknown	179	1,181	1,360
Other race includes Asian, native Hawaiian/Pacific Islander, or other.			
Ethnicity	1,701	9,300	11,001
Hispanic	212	501	713
Non-Hispanic	1,023	5,981	7,004
Unknown	466	2,818	3,284
Gender	1,701	9,300	11,001
Female	720	5,270	5,990
Male	981	4,030	5,011
Unknown	0	0	0



COVID-19: Taylor County vaccine summary

Vaccination data through Jun 1, 2021 as of Jun 2, 2021 at 12:05 AM

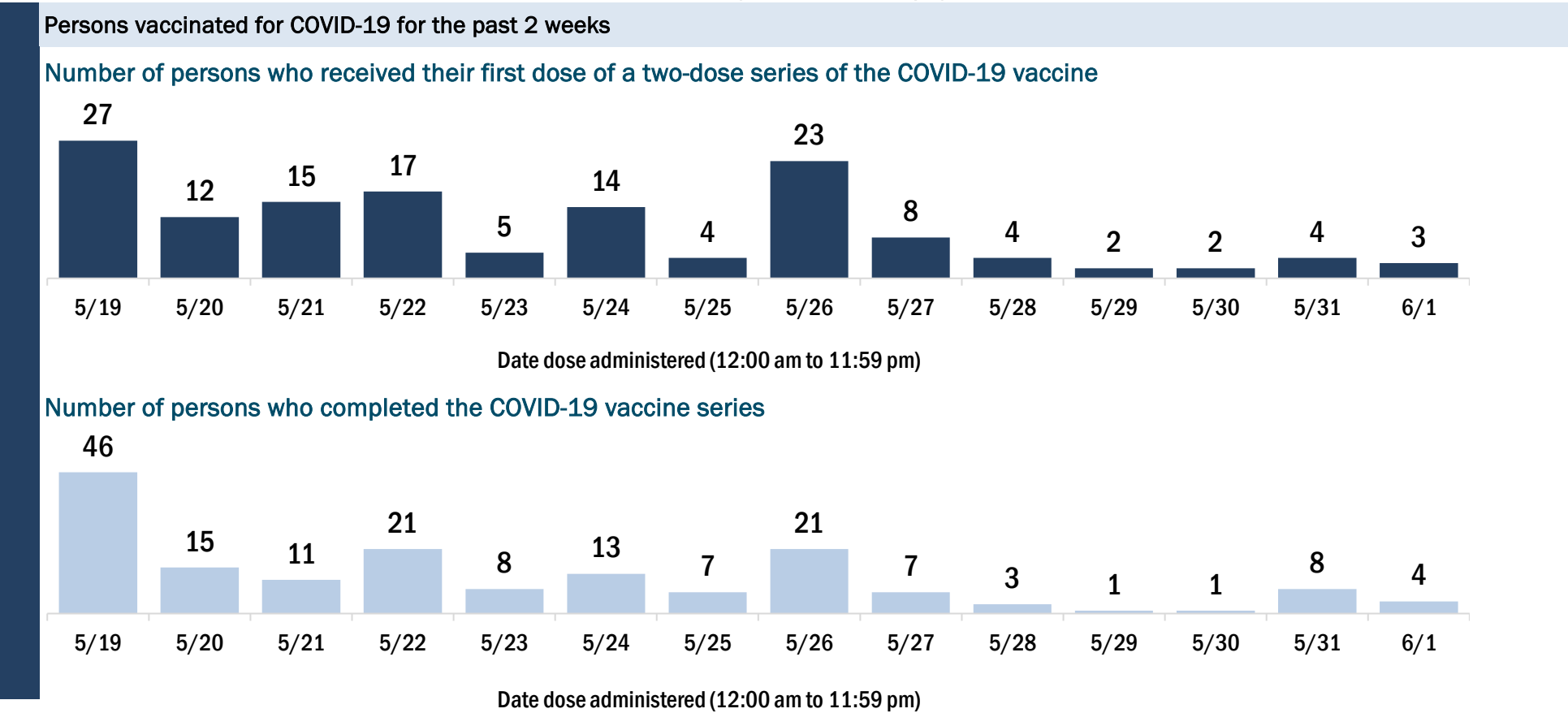
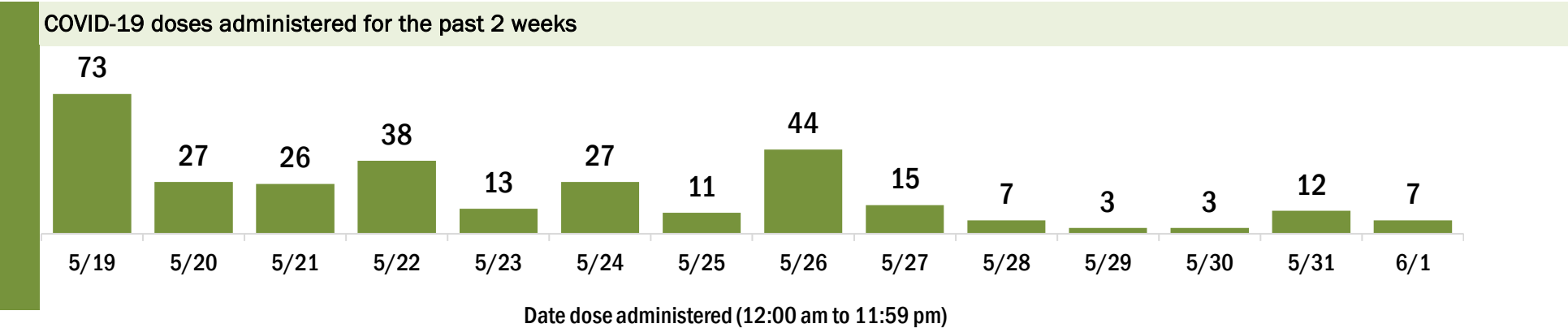
Data in this report are provisional and subject to change.

Data in this summary pertain to COVID-19 vaccines approved by the U.S. Food and Drug Administration and have been issued an Emergency Use Authorization (Janssen COVID-19 Vaccine, Moderna COVID-19 Vaccine and Pfizer-BioNTech COVID-19 Vaccine). These data summarize the number of people who have received either their first dose or have completed the series for a COVID-19 vaccine. **A person can only be counted in one category, first dose or series complete.** For persons receiving Moderna or Pfizer vaccines, once they receive their second dose, they are moved from the first dose column to the series completed column. **Because of this, the total first dose category may show a change from report to report not matching the total receiving their first dose from the previous day.** Persons receiving Johnson & Johnson vaccines will always be counted in the series completed column.

COVID-19 doses for vaccinated persons in Florida	
Doses administered	10,806
People receiving one dose of a 1-dose series (Johnson & Johnson) or receiving only one dose of a 2-dose series (Moderna, Pfizer) count once. Persons receiving both doses of a 2-dose series count twice.	

Current status of persons vaccinated for COVID-19 in Florida	
Total people vaccinated	6,246
First dose	1,276
Series completed	4,970
Completed 1-dose series	410
Completed 2-dose series	4,560
First dose: current number of people who have only received their first dose of the Moderna or Pfizer vaccine.	
Series complete: current number of people who have received both Moderna or Pfizer vaccine doses or one Johnson & Johnson dose and are considered fully immunized.	

Demographic summary	First dose	Series complete	Total people vaccinated
Age group	1,276	4,970	6,246
12-14 years	12	0	12
15-24 years	63	96	159
25-34 years	89	239	328
35-44 years	109	355	464
45-54 years	182	553	735
55-64 years	288	1,151	1,439
65-74 years	315	1,517	1,832
75-84 years	163	835	998
85+ years	55	224	279
Race	1,276	4,970	6,246
White	859	3,649	4,508
Black	215	721	936
American Indian/Alaskan	8	34	42
Other	67	317	384
Unknown	127	249	376
Other race includes Asian, native Hawaiian/Pacific Islander, or other.			
Ethnicity	1,276	4,970	6,246
Hispanic	18	103	121
Non-Hispanic	764	3,206	3,970
Unknown	494	1,661	2,155
Gender	1,276	4,970	6,246
Female	615	2,530	3,145
Male	660	2,439	3,099
Unknown	1	1	2



COVID-19: Union County vaccine summary

Vaccination data through Jun 1, 2021 as of Jun 2, 2021 at 12:05 AM

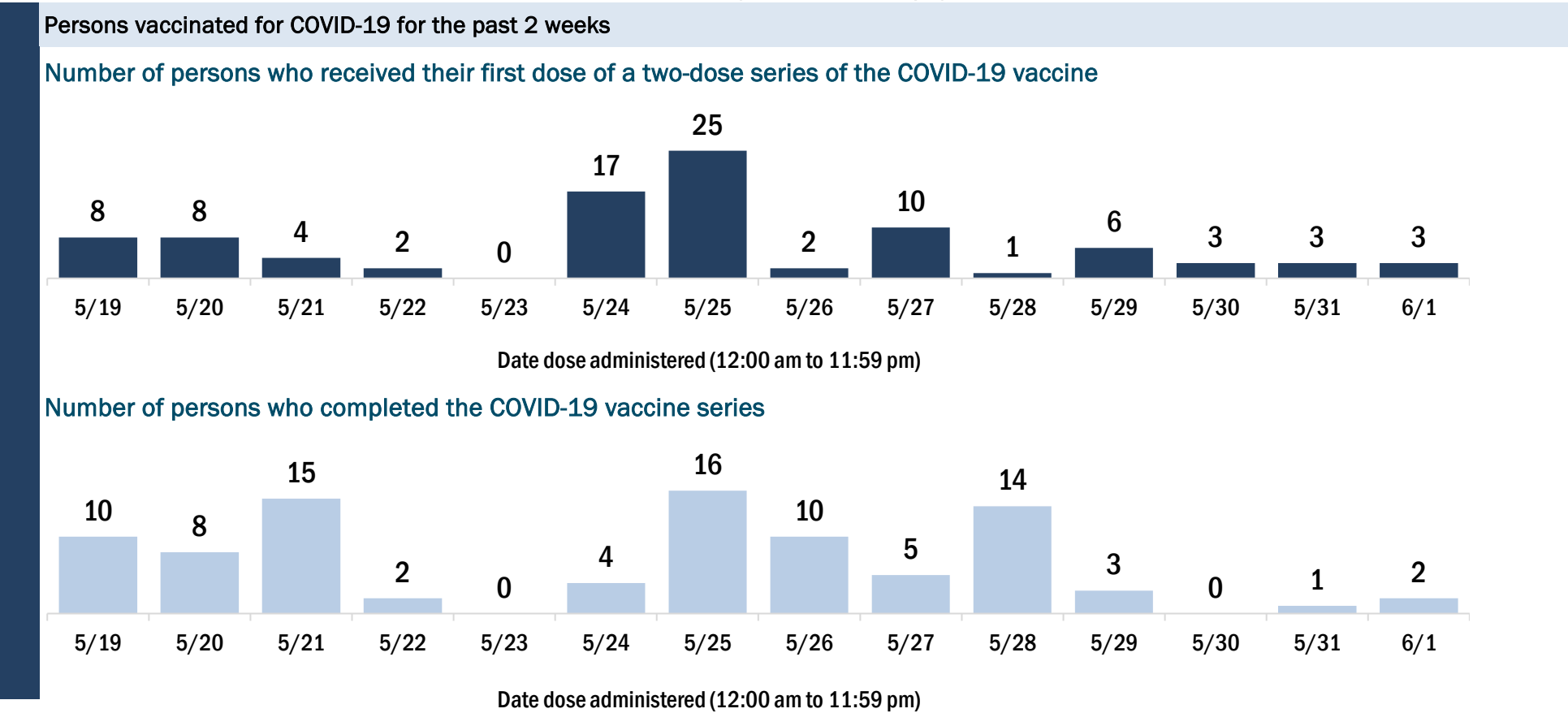
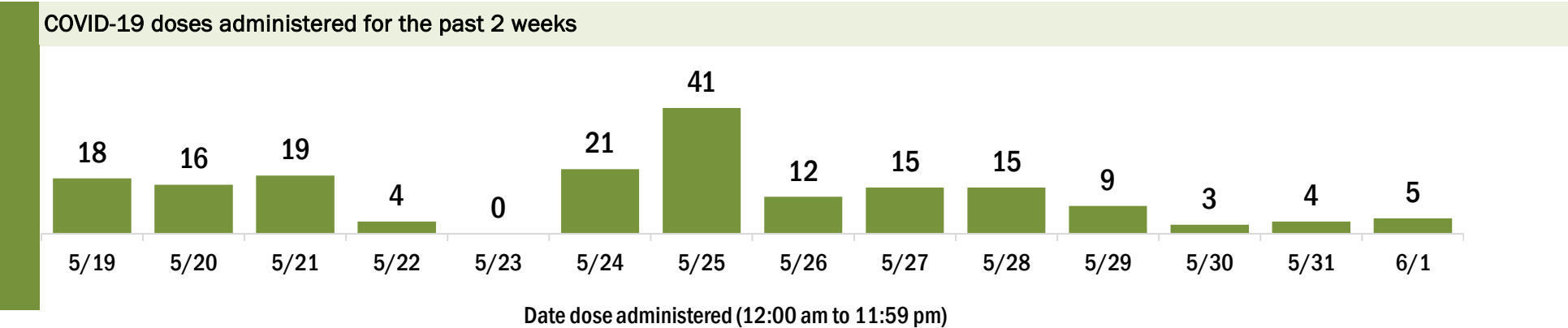
Data in this report are provisional and subject to change.

Data in this summary pertain to COVID-19 vaccines approved by the U.S. Food and Drug Administration and have been issued an Emergency Use Authorization (Janssen COVID-19 Vaccine, Moderna COVID-19 Vaccine and Pfizer-BioNTech COVID-19 Vaccine). These data summarize the number of people who have received either their first dose or have completed the series for a COVID-19 vaccine. **A person can only be counted in one category, first dose or series complete.** For persons receiving Moderna or Pfizer vaccines, once they receive their second dose, they are moved from the first dose column to the series completed column. **Because of this, the total first dose category may show a change from report to report not matching the total receiving their first dose from the previous day.** Persons receiving Johnson & Johnson vaccines will always be counted in the series completed column.

COVID-19 doses for vaccinated persons in Florida	
Doses administered	6,325
People receiving one dose of a 1-dose series (Johnson & Johnson) or receiving only one dose of a 2-dose series (Moderna, Pfizer) count once. Persons receiving both doses of a 2-dose series count twice.	

Current status of persons vaccinated for COVID-19 in Florida	
Total people vaccinated	3,563
First dose	667
Series completed	2,896
Completed 1-dose series	134
Completed 2-dose series	2,762
First dose: current number of people who have only received their first dose of the Moderna or Pfizer vaccine.	
Series complete: current number of people who have received both Moderna or Pfizer vaccine doses or one Johnson & Johnson dose and are considered fully immunized.	

Demographic summary	First dose	Series complete	Total people vaccinated
Age group	667	2,896	3,563
12-14 years	8	0	8
15-24 years	52	102	154
25-34 years	62	195	257
35-44 years	128	292	420
45-54 years	127	422	549
55-64 years	151	684	835
65-74 years	94	723	817
75-84 years	38	376	414
85+ years	7	102	109
Race	667	2,896	3,563
White	423	2,170	2,593
Black	173	482	655
American Indian/Alaskan	5	17	22
Other	46	173	219
Unknown	20	54	74
Other race includes Asian, native Hawaiian/Pacific Islander, or other.			
Ethnicity	667	2,896	3,563
Hispanic	40	109	149
Non-Hispanic	527	2,547	3,074
Unknown	100	240	340
Gender	667	2,896	3,563
Female	171	1,245	1,416
Male	491	1,651	2,142
Unknown	5	0	5



COVID-19: Volusia County vaccine summary

Vaccination data through Jun 1, 2021 as of Jun 2, 2021 at 12:05 AM

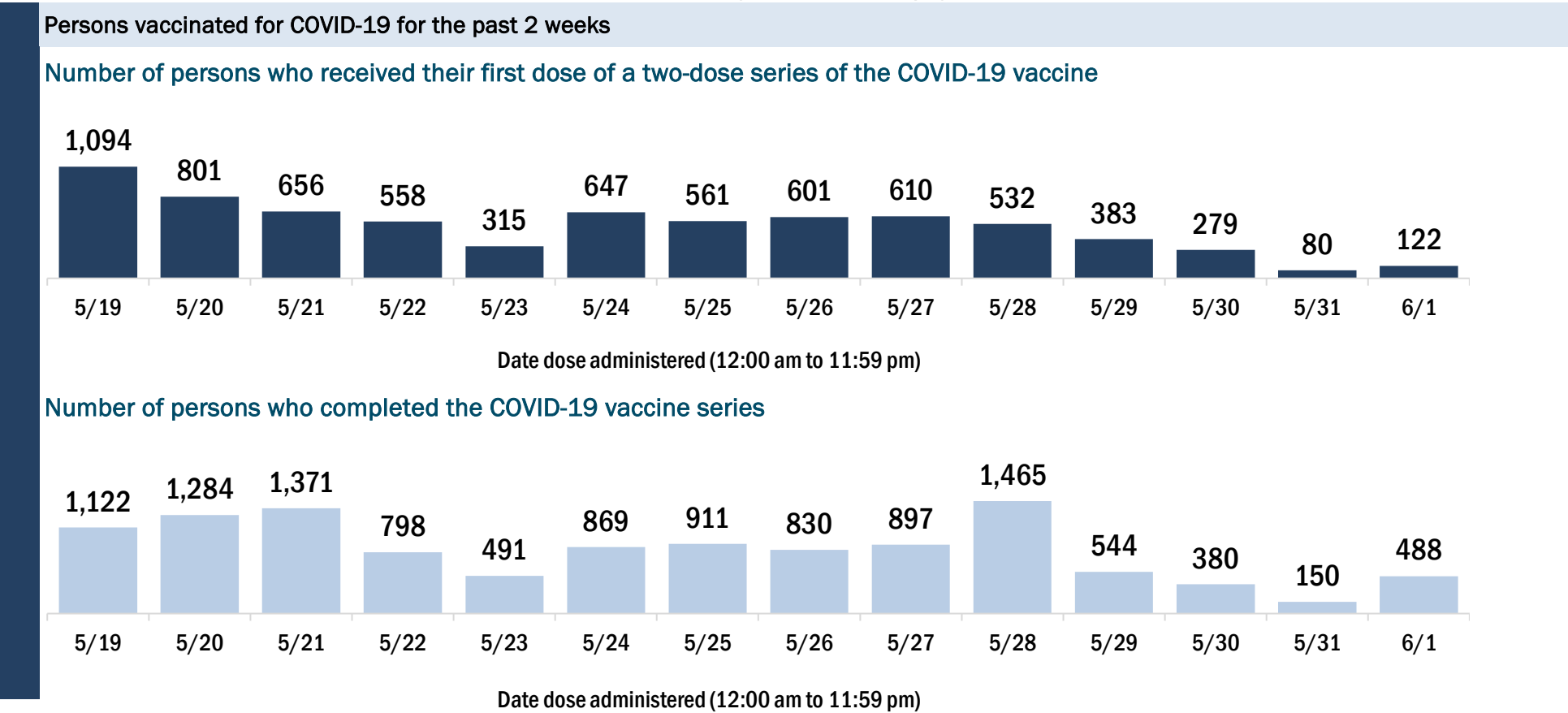
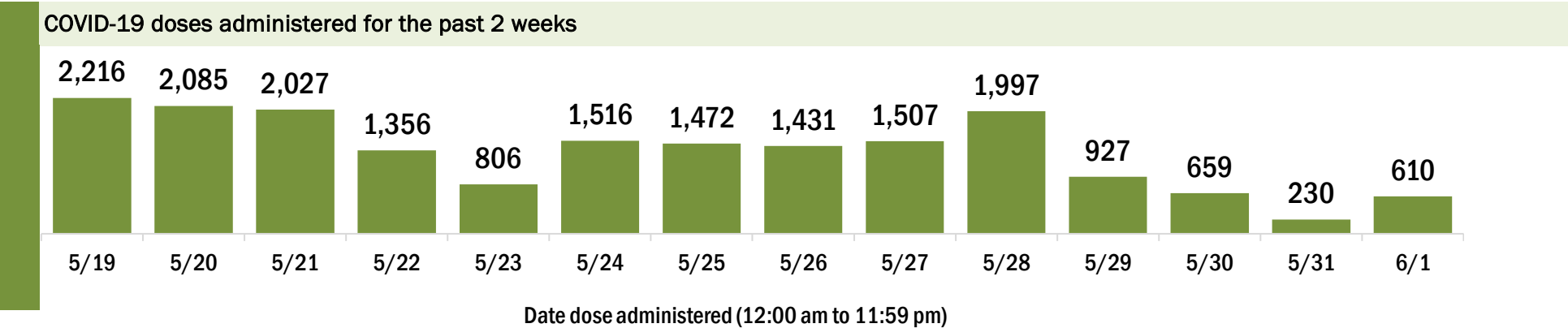
Data in this report are provisional and subject to change.

Data in this summary pertain to COVID-19 vaccines approved by the U.S. Food and Drug Administration and have been issued an Emergency Use Authorization (Janssen COVID-19 Vaccine, Moderna COVID-19 Vaccine and Pfizer-BioNTech COVID-19 Vaccine). These data summarize the number of people who have received either their first dose or have completed the series for a COVID-19 vaccine. **A person can only be counted in one category, first dose or series complete.** For persons receiving Moderna or Pfizer vaccines, once they receive their second dose, they are moved from the first dose column to the series completed column. **Because of this, the total first dose category may show a change from report to report not matching the total receiving their first dose from the previous day.** Persons receiving Johnson & Johnson vaccines will always be counted in the series completed column.

COVID-19 doses for vaccinated persons in Florida	
Doses administered	418,699
People receiving one dose of a 1-dose series (Johnson & Johnson) or receiving only one dose of a 2-dose series (Moderna, Pfizer) count once. Persons receiving both doses of a 2-dose series count twice.	

Current status of persons vaccinated for COVID-19 in Florida	
Total people vaccinated	240,867
First dose	40,153
Series completed	200,714
Completed 1-dose series	22,882
Completed 2-dose series	177,832
First dose: current number of people who have only received their first dose of the Moderna or Pfizer vaccine.	
Series complete: current number of people who have received both Moderna or Pfizer vaccine doses or one Johnson & Johnson dose and are considered fully immunized.	

Demographic summary	First dose	Series complete	Total people vaccinated
Age group	40,153	200,714	240,867
12-14 years	1,371	0	1,371
15-24 years	4,891	10,008	14,899
25-34 years	3,882	11,982	15,864
35-44 years	4,323	15,555	19,878
45-54 years	5,437	23,365	28,802
55-64 years	8,252	42,281	50,533
65-74 years	7,029	55,953	62,982
75-84 years	3,583	30,898	34,481
85+ years	1,385	10,672	12,057
Race	40,153	200,714	240,867
White	24,902	132,244	157,146
Black	2,667	10,332	12,999
American Indian/Alaskan	187	668	855
Other	4,895	22,339	27,234
Unknown	7,502	35,131	42,633
Other race includes Asian, native Hawaiian/Pacific Islander, or other.			
Ethnicity	40,153	200,714	240,867
Hispanic	5,030	15,005	20,035
Non-Hispanic	19,981	105,641	125,622
Unknown	15,142	80,068	95,210
Gender	40,153	200,714	240,867
Female	21,311	110,331	131,642
Male	18,459	87,267	105,726
Unknown	383	3,116	3,499



COVID-19: Wakulla County vaccine summary

Vaccination data through Jun 1, 2021 as of Jun 2, 2021 at 12:05 AM

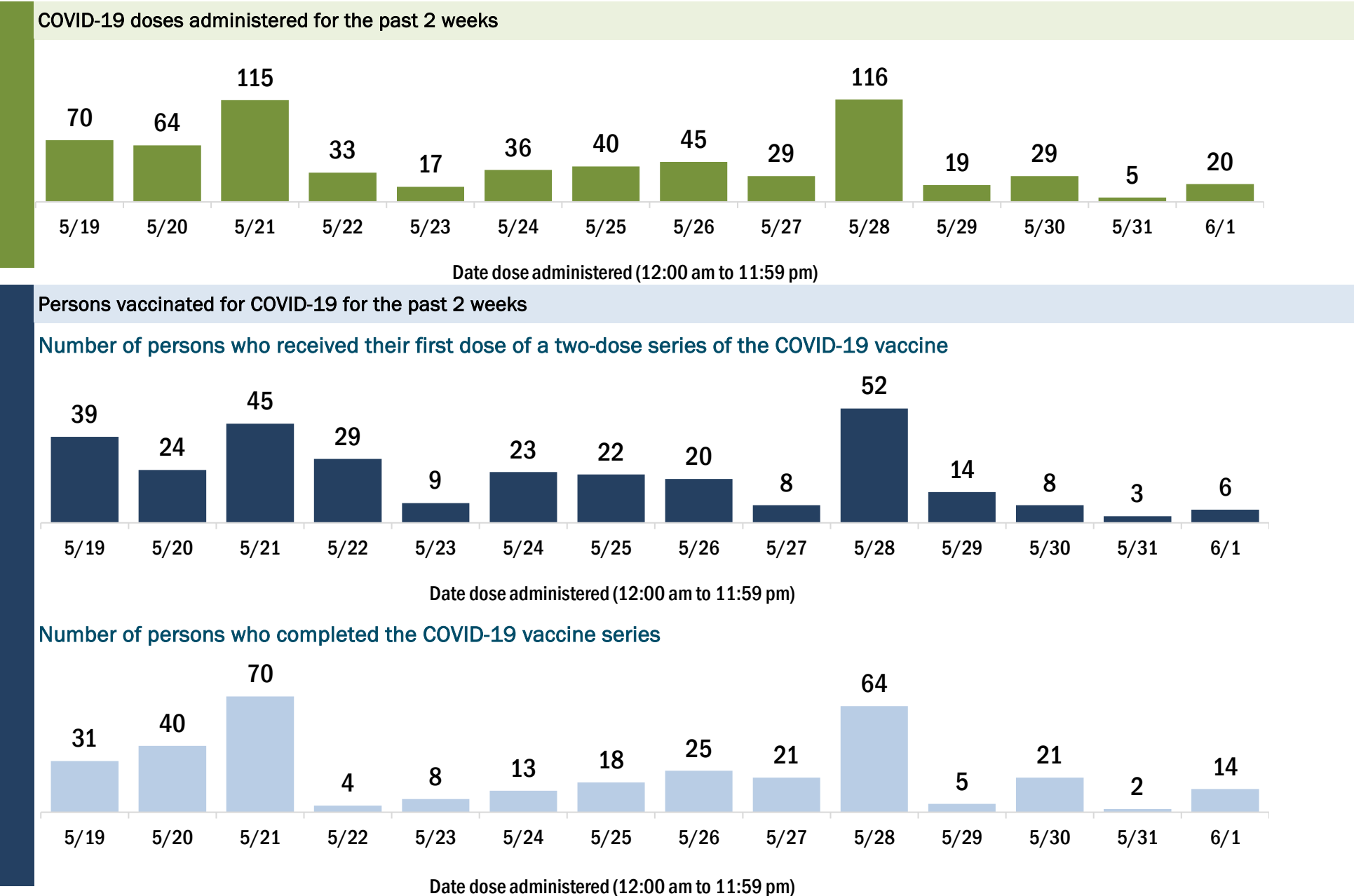
Data in this report are provisional and subject to change.

Data in this summary pertain to COVID-19 vaccines approved by the U.S. Food and Drug Administration and have been issued an Emergency Use Authorization (Janssen COVID-19 Vaccine, Moderna COVID-19 Vaccine and Pfizer-BioNTech COVID-19 Vaccine). These data summarize the number of people who have received either their first dose or have completed the series for a COVID-19 vaccine. **A person can only be counted in one category, first dose or series complete.** For persons receiving Moderna or Pfizer vaccines, once they receive their second dose, they are moved from the first dose column to the series completed column. **Because of this, the total first dose category may show a change from report to report not matching the total receiving their first dose from the previous day.** Persons receiving Johnson & Johnson vaccines will always be counted in the series completed column.

COVID-19 doses for vaccinated persons in Florida	
Doses administered	20,022
People receiving one dose of a 1-dose series (Johnson & Johnson) or receiving only one dose of a 2-dose series (Moderna, Pfizer) count once. Persons receiving both doses of a 2-dose series count twice.	

Current status of persons vaccinated for COVID-19 in Florida	
Total people vaccinated	11,622
First dose	2,582
Series completed	9,040
Completed 1-dose series	640
Completed 2-dose series	8,400
First dose: current number of people who have only received their first dose of the Moderna or Pfizer vaccine.	
Series complete: current number of people who have received both Moderna or Pfizer vaccine doses or one Johnson & Johnson dose and are considered fully immunized.	

Demographic summary	First dose	Series complete	Total people vaccinated
Age group	2,582	9,040	11,622
12-14 years	58	0	58
15-24 years	179	393	572
25-34 years	307	565	872
35-44 years	416	836	1,252
45-54 years	463	1,238	1,701
55-64 years	508	2,043	2,551
65-74 years	415	2,528	2,943
75-84 years	180	1,163	1,343
85+ years	56	274	330
Race	2,582	9,040	11,622
White	1,760	6,734	8,494
Black	522	696	1,218
American Indian/Alaskan	6	40	46
Other	131	1,105	1,236
Unknown	163	465	628
Other race includes Asian, native Hawaiian/Pacific Islander, or other.			
Ethnicity	2,582	9,040	11,622
Hispanic	81	200	281
Non-Hispanic	1,203	7,264	8,467
Unknown	1,298	1,576	2,874
Gender	2,582	9,040	11,622
Female	899	5,031	5,930
Male	1,682	4,008	5,690
Unknown	1	1	2



COVID-19: Walton County vaccine summary

Vaccination data through Jun 1, 2021 as of Jun 2, 2021 at 12:05 AM

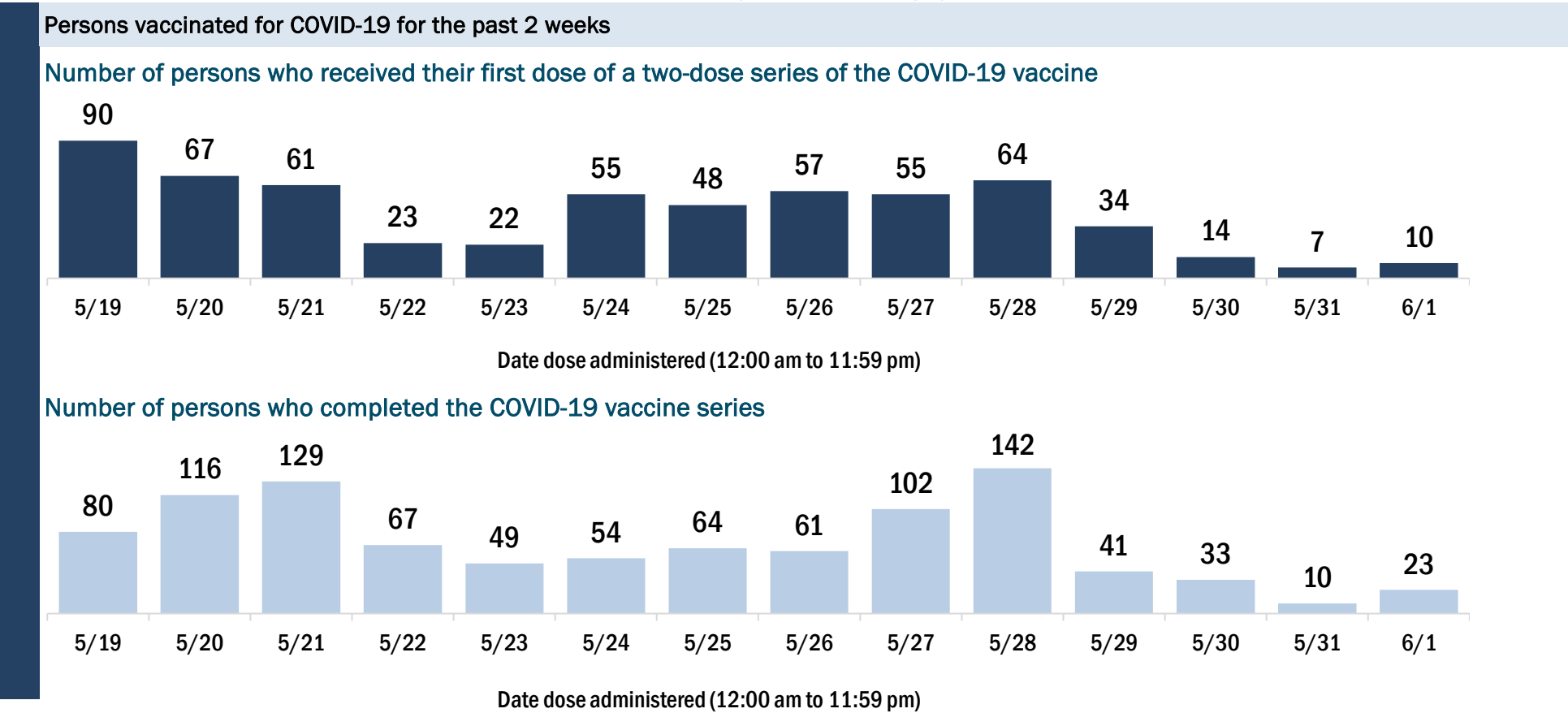
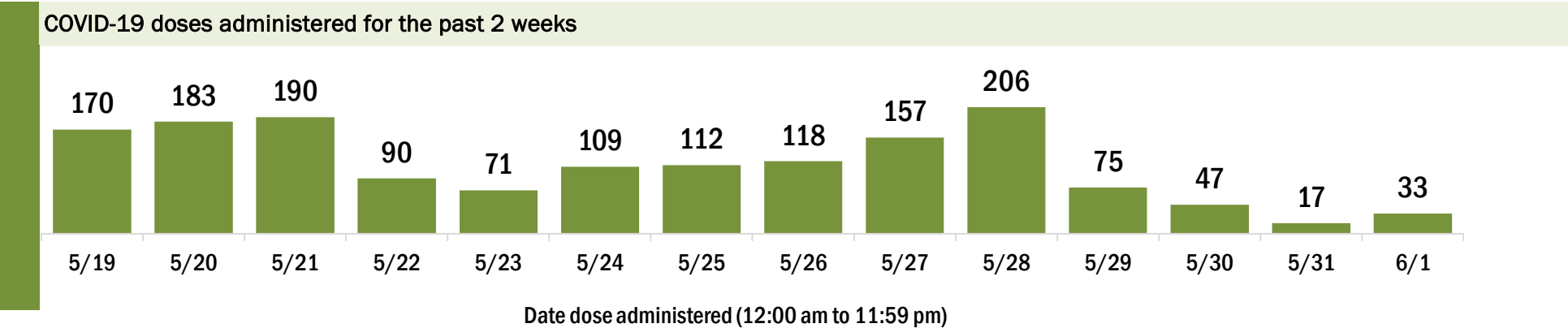
Data in this report are provisional and subject to change.

Data in this summary pertain to COVID-19 vaccines approved by the U.S. Food and Drug Administration and have been issued an Emergency Use Authorization (Janssen COVID-19 Vaccine, Moderna COVID-19 Vaccine and Pfizer-BioNTech COVID-19 Vaccine). These data summarize the number of people who have received either their first dose or have completed the series for a COVID-19 vaccine. **A person can only be counted in one category, first dose or series complete.** For persons receiving Moderna or Pfizer vaccines, once they receive their second dose, they are moved from the first dose column to the series completed column. **Because of this, the total first dose category may show a change from report to report not matching the total receiving their first dose from the previous day.** Persons receiving Johnson & Johnson vaccines will always be counted in the series completed column.

COVID-19 doses for vaccinated persons in Florida	
Doses administered	48,120
People receiving one dose of a 1-dose series (Johnson & Johnson) or receiving only one dose of a 2-dose series (Moderna, Pfizer) count once. Persons receiving both doses of a 2-dose series count twice.	

Current status of persons vaccinated for COVID-19 in Florida	
Total people vaccinated	27,444
First dose	5,104
Series completed	22,340
Completed 1-dose series	1,664
Completed 2-dose series	20,676
First dose: current number of people who have only received their first dose of the Moderna or Pfizer vaccine.	
Series complete: current number of people who have received both Moderna or Pfizer vaccine doses or one Johnson & Johnson dose and are considered fully immunized.	

Demographic summary	First dose	Series complete	Total people vaccinated
Age group	5,104	22,340	27,444
12-14 years	80	0	80
15-24 years	455	694	1,149
25-34 years	483	1,150	1,633
35-44 years	582	2,001	2,583
45-54 years	763	2,753	3,516
55-64 years	1,059	5,235	6,294
65-74 years	1,092	6,761	7,853
75-84 years	474	2,950	3,424
85+ years	116	796	912
Race	5,104	22,340	27,444
White	3,580	16,581	20,161
Black	219	575	794
American Indian/Alaskan	22	101	123
Other	391	1,169	1,560
Unknown	892	3,914	4,806
Other race includes Asian, native Hawaiian/Pacific Islander, or other.			
Ethnicity	5,104	22,340	27,444
Hispanic	352	729	1,081
Non-Hispanic	3,118	14,740	17,858
Unknown	1,634	6,871	8,505
Gender	5,104	22,340	27,444
Female	2,607	11,859	14,466
Male	2,477	10,478	12,955
Unknown	20	3	23



COVID-19: Washington County vaccine summary

Vaccination data through Jun 1, 2021 as of Jun 2, 2021 at 12:05 AM

Data in this report are provisional and subject to change.

Data in this summary pertain to COVID-19 vaccines approved by the U.S. Food and Drug Administration and have been issued an Emergency Use Authorization (Janssen COVID-19 Vaccine, Moderna COVID-19 Vaccine and Pfizer-BioNTech COVID-19 Vaccine). These data summarize the number of people who have received either their first dose or have completed the series for a COVID-19 vaccine. **A person can only be counted in one category, first dose or series complete.** For persons receiving Moderna or Pfizer vaccines, once they receive their second dose, they are moved from the first dose column to the series completed column. **Because of this, the total first dose category may show a change from report to report not matching the total receiving their first dose from the previous day.** Persons receiving Johnson & Johnson vaccines will always be counted in the series completed column.

COVID-19 doses for vaccinated persons in Florida	
Doses administered	11,223
People receiving one dose of a 1-dose series (Johnson & Johnson) or receiving only one dose of a 2-dose series (Moderna, Pfizer) count once. Persons receiving both doses of a 2-dose series count twice.	

Current status of persons vaccinated for COVID-19 in Florida	
Total people vaccinated	6,301
First dose	878
Series completed	5,423
Completed 1-dose series	501
Completed 2-dose series	4,922
First dose: current number of people who have only received their first dose of the Moderna or Pfizer vaccine.	
Series complete: current number of people who have received both Moderna or Pfizer vaccine doses or one Johnson & Johnson dose and are considered fully immunized.	

Demographic summary	First dose	Series complete	Total people vaccinated
Age group	878	5,423	6,301
12-14 years	12	0	12
15-24 years	78	112	190
25-34 years	100	270	370
35-44 years	116	441	557
45-54 years	172	661	833
55-64 years	195	1,326	1,521
65-74 years	118	1,498	1,616
75-84 years	61	837	898
85+ years	26	278	304
Race	878	5,423	6,301
White	526	4,040	4,566
Black	120	547	667
American Indian/Alaskan	5	64	69
Other	40	244	284
Unknown	187	528	715
Other race includes Asian, native Hawaiian/Pacific Islander, or other.			
Ethnicity	878	5,423	6,301
Hispanic	24	121	145
Non-Hispanic	647	4,452	5,099
Unknown	207	850	1,057
Gender	878	5,423	6,301
Female	387	2,745	3,132
Male	491	2,678	3,169
Unknown	0	0	0

