

COVID-19: Florida vaccine summary

Vaccination data through May 31, 2021 as of Jun 1, 2021 at 12:05 AM

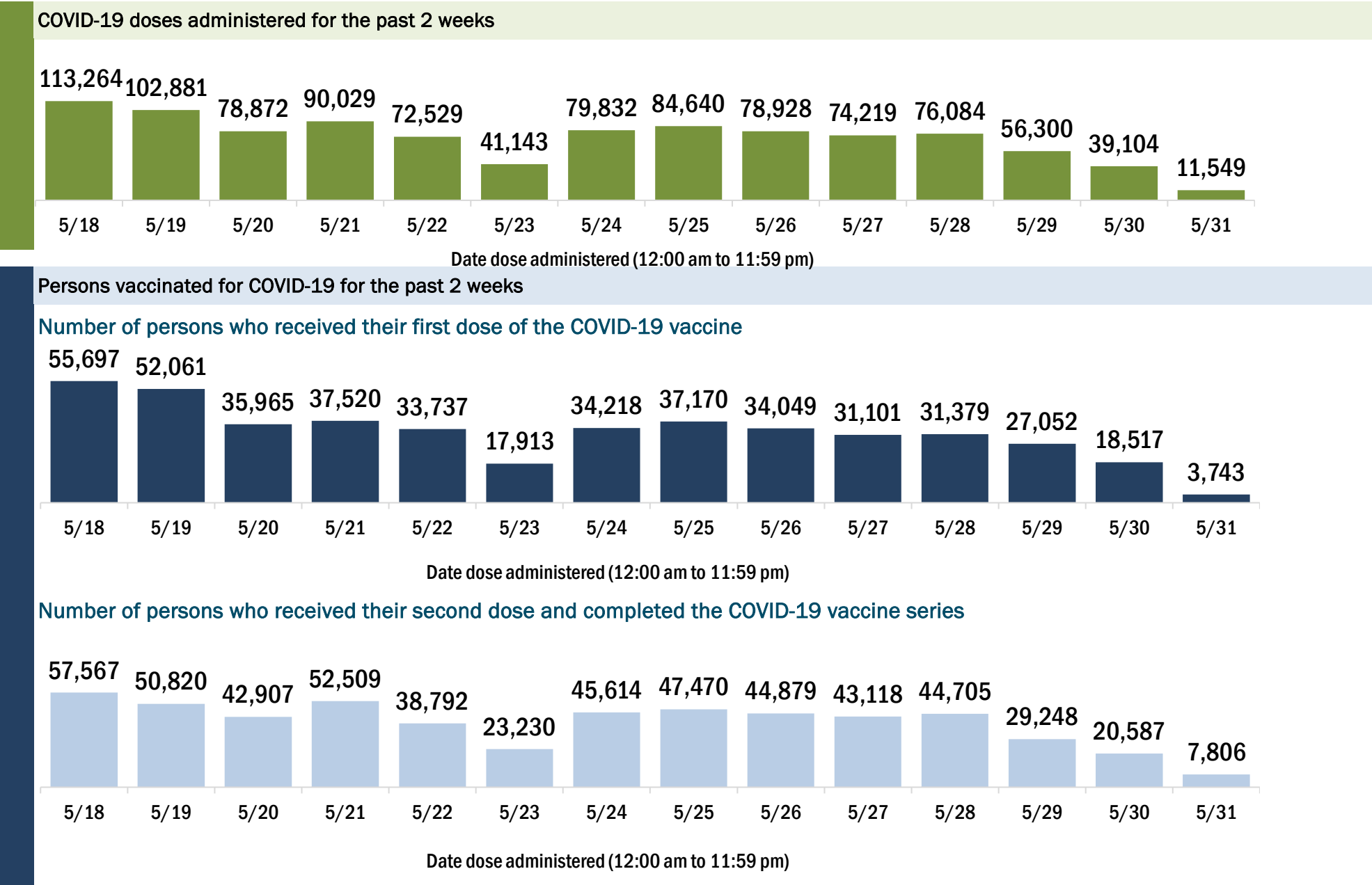
Data in this report are provisional and subject to change. Data are based on county of residence.

Data in this summary pertain to COVID-19 vaccines approved by the U.S. Food and Drug Administration and have been issued an Emergency Use Authorization (Janssen COVID-19 Vaccine, Moderna COVID-19 Vaccine and Pfizer-BioNTech COVID-19 Vaccine). These data summarize the number of people who have received either their first dose or have completed the series for a COVID-19 vaccine. **A person can only be counted in one category, first dose or series complete.** For persons receiving Moderna or Pfizer vaccines, once they receive their second dose, they are moved from the first dose column to the series completed column. **Because of this, the total first dose category may show a change from report to report not matching the total receiving their first dose from the previous day.** Persons receiving Johnson & Johnson vaccines will always be counted in the series completed column.

COVID-19 doses for vaccinated persons in Florida	
Doses administered	17,856,173
People receiving one dose of a 1-dose series (Johnson & Johnson) or receiving only one dose of a 2-dose series (Moderna, Pfizer) count once. Persons receiving both doses of a 2-dose series count twice.	

Current status of persons vaccinated for COVID-19 in Florida	
Total people vaccinated	10,344,328
First dose	2,021,427
Series completed	8,322,901
Completed 1-dose series	811,056
Completed 2-dose series	7,511,845
First dose: current number of people who have only received their first dose of the Moderna or Pfizer vaccine.	
Series complete: current number of people who have received both Moderna or Pfizer vaccine doses or one Johnson & Johnson dose and are considered fully immunized.	

Demographic summary	First dose	Series complete	Total people vaccinated
Age group	2,021,427	8,322,901	10,344,328
12-14 years	87,679	0	87,679
15-24 years	256,527	509,004	765,531
25-34 years	247,740	726,628	974,368
35-44 years	272,197	932,681	1,204,878
45-54 years	291,520	1,198,578	1,490,098
55-64 years	320,322	1,662,248	1,982,570
65-74 years	299,228	1,881,225	2,180,453
75-84 years	173,325	1,061,455	1,234,780
85+ years	72,889	351,082	423,971
Race	2,021,427	8,322,901	10,344,328
White	1,222,959	5,573,917	6,796,876
Black	176,030	572,490	748,520
American Indian/Alaskan	11,190	29,842	41,032
Other	266,334	914,256	1,180,590
Unknown	344,914	1,232,396	1,577,310
Other race includes Asian, native Hawaiian/Pacific Islander, or other.			
Ethnicity	2,021,427	8,322,901	10,344,328
Hispanic	498,035	1,375,589	1,873,624
Non-Hispanic	827,959	4,256,927	5,084,886
Unknown	695,433	2,690,385	3,385,818
Gender	2,021,427	8,322,901	10,344,328
Female	1,065,668	4,550,874	5,616,542
Male	945,494	3,759,493	4,704,987
Unknown	10,265	12,534	22,799



COVID-19: Alachua County vaccine summary

Vaccination data through May 31, 2021 as of Jun 1, 2021 at 12:05 AM

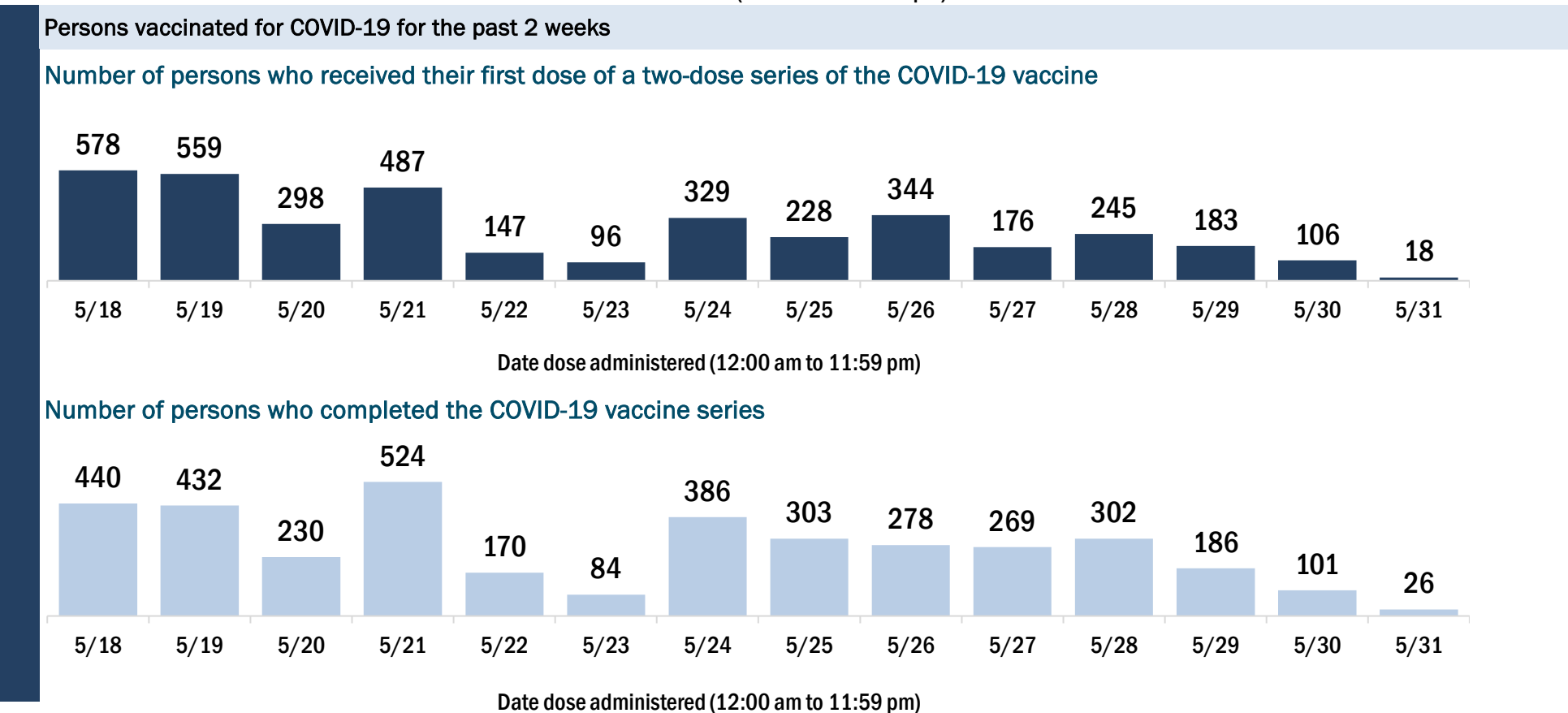
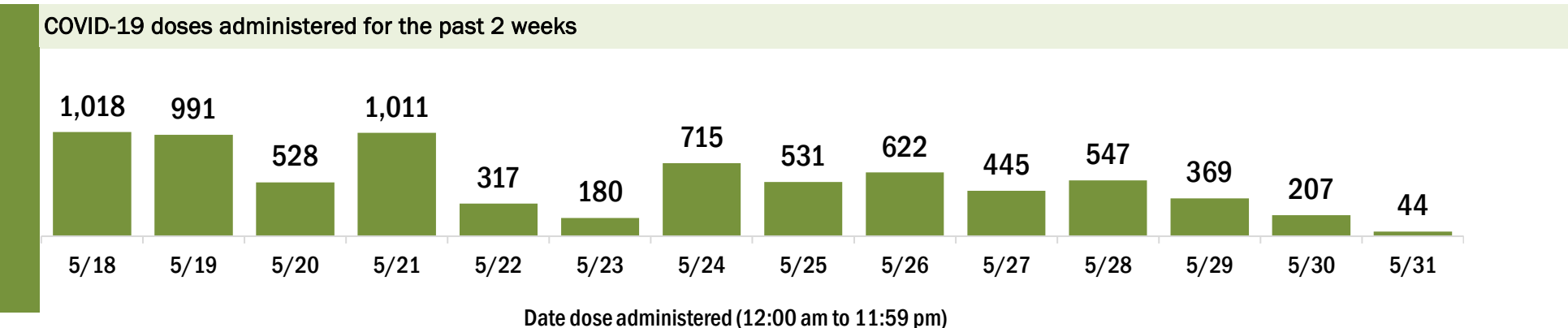
Data in this report are provisional and subject to change.

Data in this summary pertain to COVID-19 vaccines approved by the U.S. Food and Drug Administration and have been issued an Emergency Use Authorization (Janssen COVID-19 Vaccine, Moderna COVID-19 Vaccine and Pfizer-BioNTech COVID-19 Vaccine). These data summarize the number of people who have received either their first dose or have completed the series for a COVID-19 vaccine. **A person can only be counted in one category, first dose or series complete.** For persons receiving Moderna or Pfizer vaccines, once they receive their second dose, they are moved from the first dose column to the series completed column. **Because of this, the total first dose category may show a change from report to report not matching the total receiving their first dose from the previous day.** Persons receiving Johnson & Johnson vaccines will always be counted in the series completed column.

COVID-19 doses for vaccinated persons in Florida	
Doses administered	237,137
People receiving one dose of a 1-dose series (Johnson & Johnson) or receiving only one dose of a 2-dose series (Moderna, Pfizer) count once. Persons receiving both doses of a 2-dose series count twice.	

Current status of persons vaccinated for COVID-19 in Florida	
Total people vaccinated	130,122
First dose	17,834
Series completed	112,288
Completed 1-dose series	5,273
Completed 2-dose series	107,015
First dose: current number of people who have only received their first dose of the Moderna or Pfizer vaccine.	
Series complete: current number of people who have received both Moderna or Pfizer vaccine doses or one Johnson & Johnson dose and are considered fully immunized.	

Demographic summary	First dose	Series complete	Total people vaccinated
Age group	17,834	112,288	130,122
12-14 years	1,579	0	1,579
15-24 years	4,489	19,080	23,569
25-34 years	3,062	18,555	21,617
35-44 years	2,377	14,155	16,532
45-54 years	1,960	13,208	15,168
55-64 years	2,151	16,602	18,753
65-74 years	1,296	18,327	19,623
75-84 years	614	9,037	9,651
85+ years	306	3,324	3,630
Race	17,834	112,288	130,122
White	10,349	76,904	87,253
Black	2,797	11,496	14,293
American Indian/Alaskan	82	378	460
Other	2,938	17,922	20,860
Unknown	1,668	5,588	7,256
Other race includes Asian, native Hawaiian/Pacific Islander, or other.			
Ethnicity	17,834	112,288	130,122
Hispanic	2,336	10,732	13,068
Non-Hispanic	10,049	76,424	86,473
Unknown	5,449	25,132	30,581
Gender	17,834	112,288	130,122
Female	9,331	63,048	72,379
Male	8,433	49,191	57,624
Unknown	70	49	119



COVID-19: Baker County vaccine summary

Vaccination data through May 31, 2021 as of Jun 1, 2021 at 12:05 AM

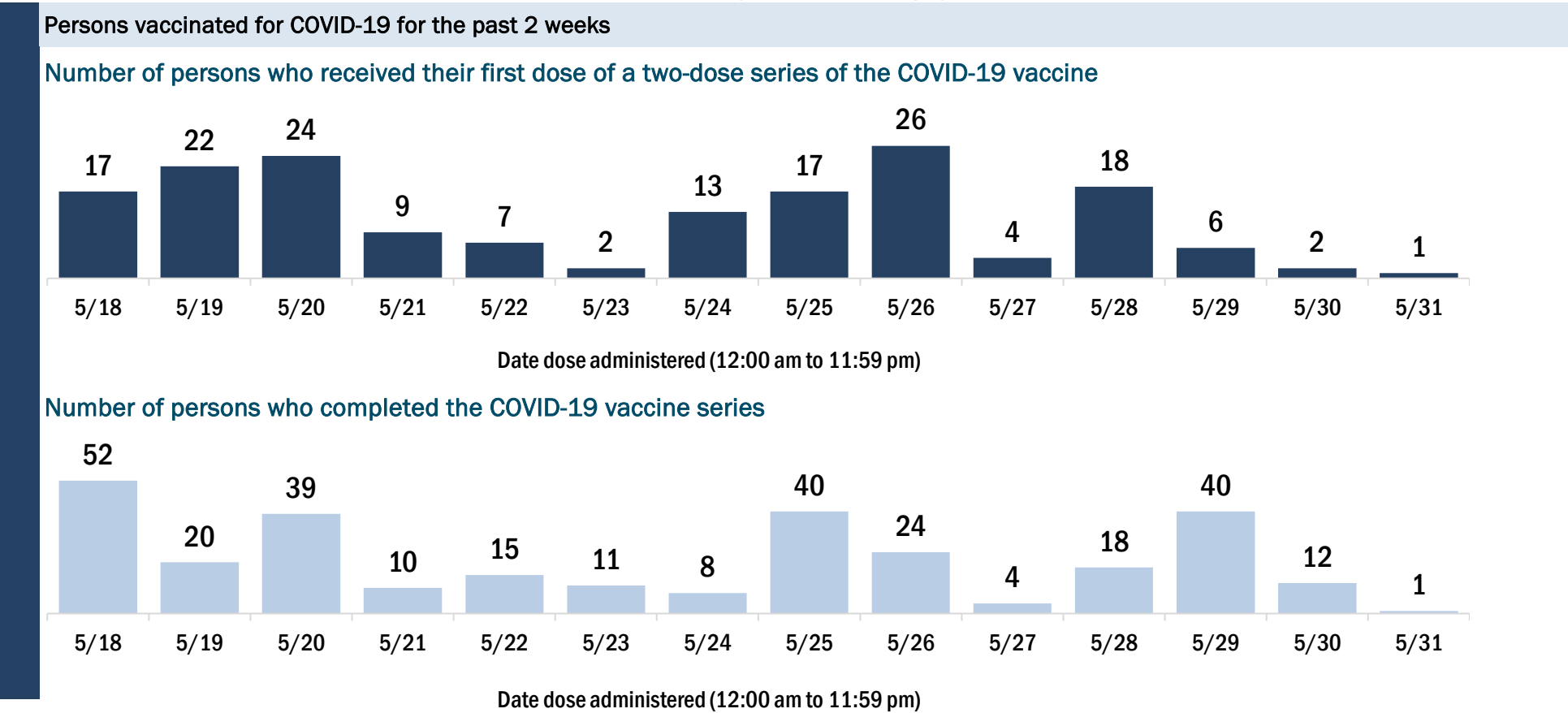
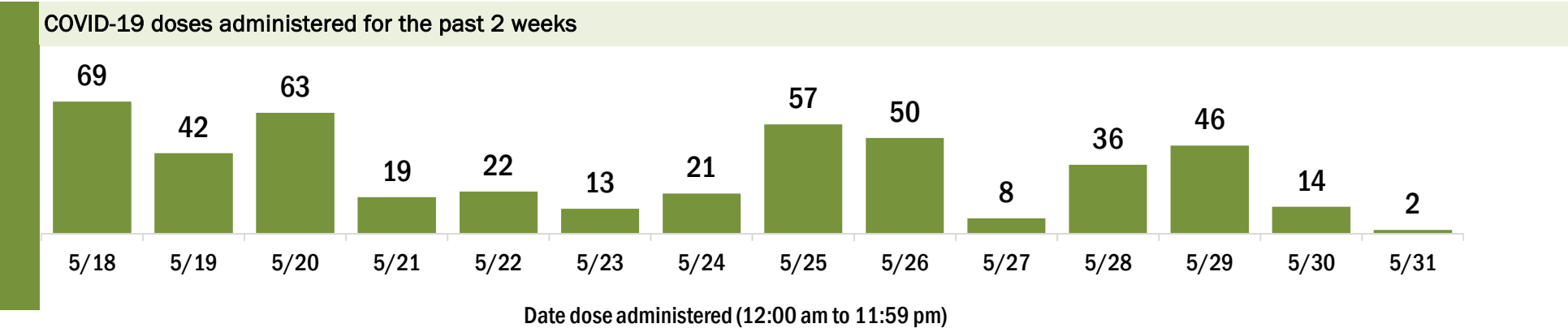
Data in this report are provisional and subject to change.

Data in this summary pertain to COVID-19 vaccines approved by the U.S. Food and Drug Administration and have been issued an Emergency Use Authorization (Janssen COVID-19 Vaccine, Moderna COVID-19 Vaccine and Pfizer-BioNTech COVID-19 Vaccine). These data summarize the number of people who have received either their first dose or have completed the series for a COVID-19 vaccine. **A person can only be counted in one category, first dose or series complete.** For persons receiving Moderna or Pfizer vaccines, once they receive their second dose, they are moved from the first dose column to the series completed column. **Because of this, the total first dose category may show a change from report to report not matching the total receiving their first dose from the previous day.** Persons receiving Johnson & Johnson vaccines will always be counted in the series completed column.

COVID-19 doses for vaccinated persons in Florida	
Doses administered	11,148
People receiving one dose of a 1-dose series (Johnson & Johnson) or receiving only one dose of a 2-dose series (Moderna, Pfizer) count once. Persons receiving both doses of a 2-dose series count twice.	

Current status of persons vaccinated for COVID-19 in Florida	
Total people vaccinated	6,466
First dose	1,533
Series completed	4,933
Completed 1-dose series	251
Completed 2-dose series	4,682
First dose: current number of people who have only received their first dose of the Moderna or Pfizer vaccine.	
Series complete: current number of people who have received both Moderna or Pfizer vaccine doses or one Johnson & Johnson dose and are considered fully immunized.	

Demographic summary	First dose	Series complete	Total people vaccinated
Age group	1,533	4,933	6,466
12-14 years	12	0	12
15-24 years	103	167	270
25-34 years	226	287	513
35-44 years	310	433	743
45-54 years	319	668	987
55-64 years	337	1,099	1,436
65-74 years	140	1,371	1,511
75-84 years	57	710	767
85+ years	29	198	227
Race	1,533	4,933	6,466
White	934	3,906	4,840
Black	445	503	948
American Indian/Alaskan	3	23	26
Other	106	264	370
Unknown	45	237	282
Other race includes Asian, native Hawaiian/Pacific Islander, or other.			
Ethnicity	1,533	4,933	6,466
Hispanic	36	122	158
Non-Hispanic	731	3,670	4,401
Unknown	766	1,141	1,907
Gender	1,533	4,933	6,466
Female	474	2,658	3,132
Male	1,059	2,265	3,324
Unknown	0	10	10



COVID-19: Bay County vaccine summary

Vaccination data through May 31, 2021 as of Jun 1, 2021 at 12:05 AM

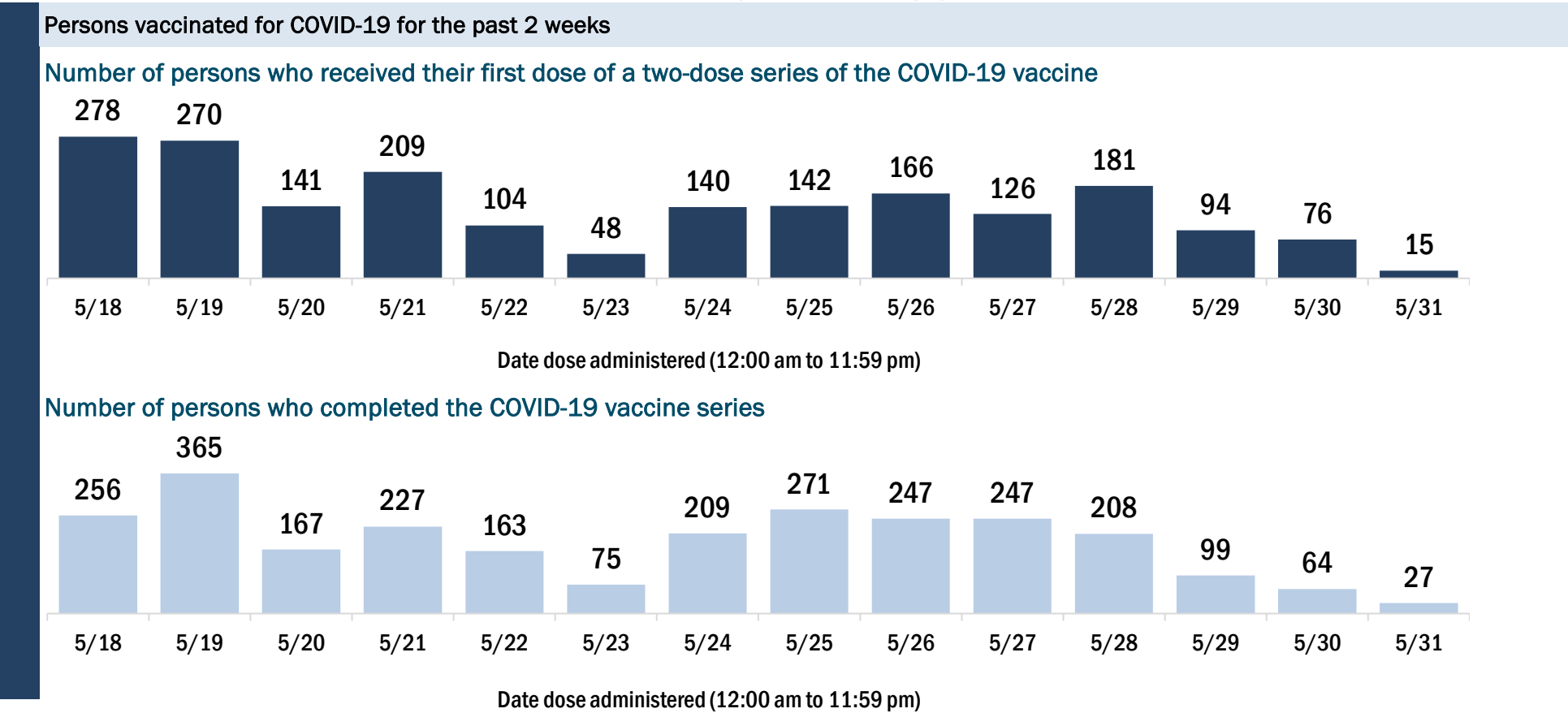
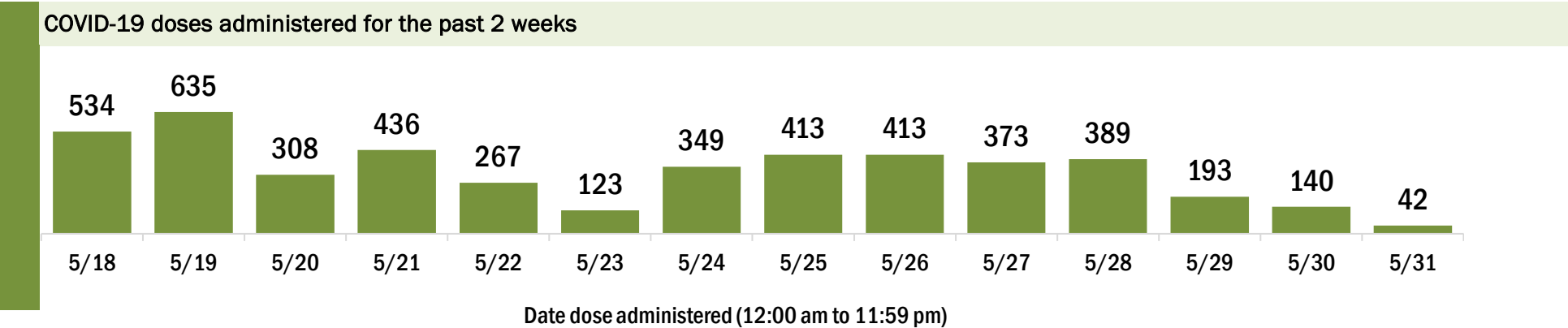
Data in this report are provisional and subject to change.

Data in this summary pertain to COVID-19 vaccines approved by the U.S. Food and Drug Administration and have been issued an Emergency Use Authorization (Janssen COVID-19 Vaccine, Moderna COVID-19 Vaccine and Pfizer-BioNTech COVID-19 Vaccine). These data summarize the number of people who have received either their first dose or have completed the series for a COVID-19 vaccine. **A person can only be counted in one category, first dose or series complete.** For persons receiving Moderna or Pfizer vaccines, once they receive their second dose, they are moved from the first dose column to the series completed column. **Because of this, the total first dose category may show a change from report to report not matching the total receiving their first dose from the previous day.** Persons receiving Johnson & Johnson vaccines will always be counted in the series completed column.

COVID-19 doses for vaccinated persons in Florida	
Doses administered	99,173
People receiving one dose of a 1-dose series (Johnson & Johnson) or receiving only one dose of a 2-dose series (Moderna, Pfizer) count once. Persons receiving both doses of a 2-dose series count twice.	

Current status of persons vaccinated for COVID-19 in Florida	
Total people vaccinated	57,590
First dose	9,509
Series completed	48,081
Completed 1-dose series	6,498
Completed 2-dose series	41,583
First dose: current number of people who have only received their first dose of the Moderna or Pfizer vaccine.	
Series complete: current number of people who have received both Moderna or Pfizer vaccine doses or one Johnson & Johnson dose and are considered fully immunized.	

Demographic summary	First dose	Series complete	Total people vaccinated
Age group	9,509	48,081	57,590
12-14 years	194	0	194
15-24 years	1,137	2,054	3,191
25-34 years	1,133	3,206	4,339
35-44 years	1,294	4,663	5,957
45-54 years	1,499	6,344	7,843
55-64 years	2,017	10,931	12,948
65-74 years	1,340	12,694	14,034
75-84 years	648	6,252	6,900
85+ years	247	1,937	2,184
Race	9,509	48,081	57,590
White	5,880	33,366	39,246
Black	817	3,156	3,973
American Indian/Alaskan	50	230	280
Other	1,303	4,085	5,388
Unknown	1,459	7,244	8,703
Other race includes Asian, native Hawaiian/Pacific Islander, or other.			
Ethnicity	9,509	48,081	57,590
Hispanic	833	2,357	3,190
Non-Hispanic	5,525	29,252	34,777
Unknown	3,151	16,472	19,623
Gender	9,509	48,081	57,590
Female	5,238	26,299	31,537
Male	4,269	21,773	26,042
Unknown	2	9	11



COVID-19: Bradford County vaccine summary

Vaccination data through May 31, 2021 as of Jun 1, 2021 at 12:05 AM

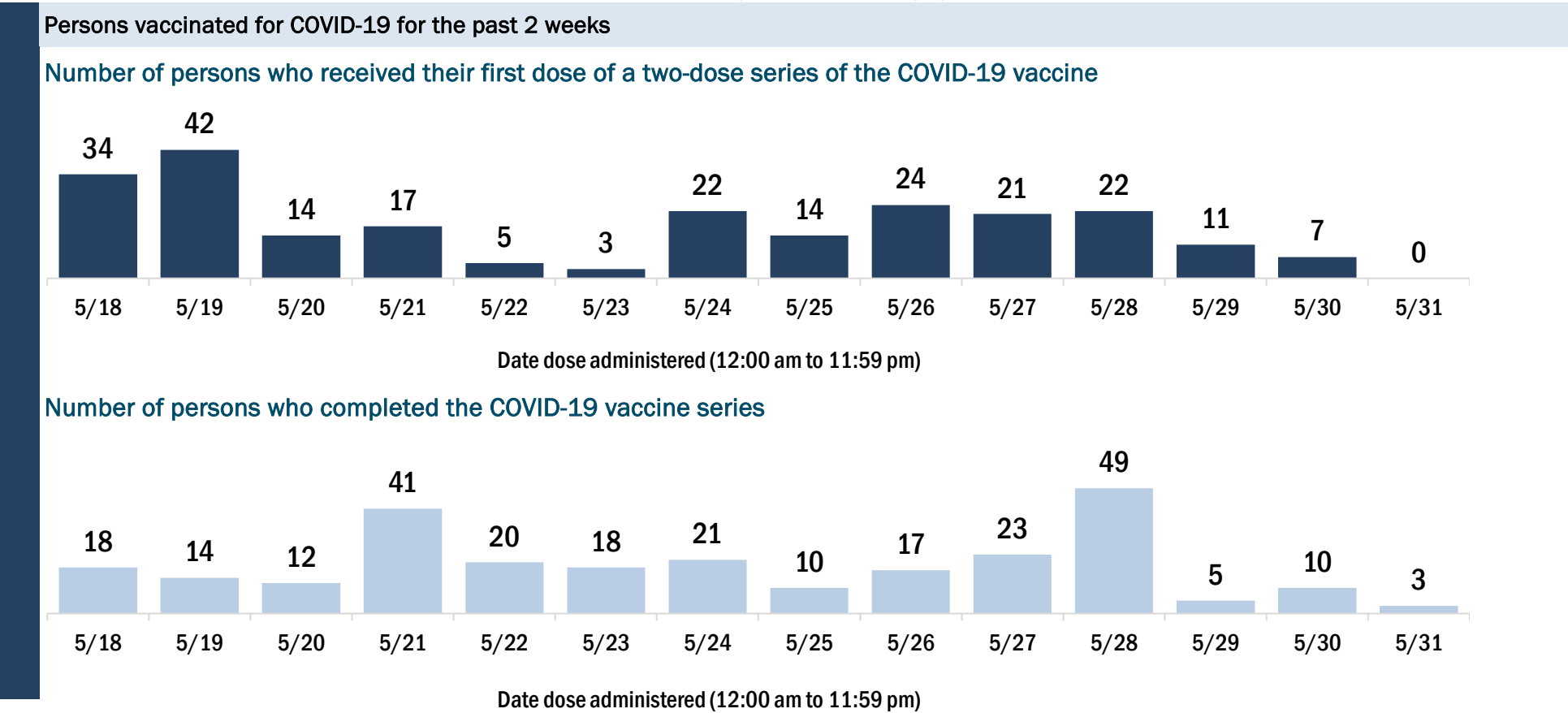
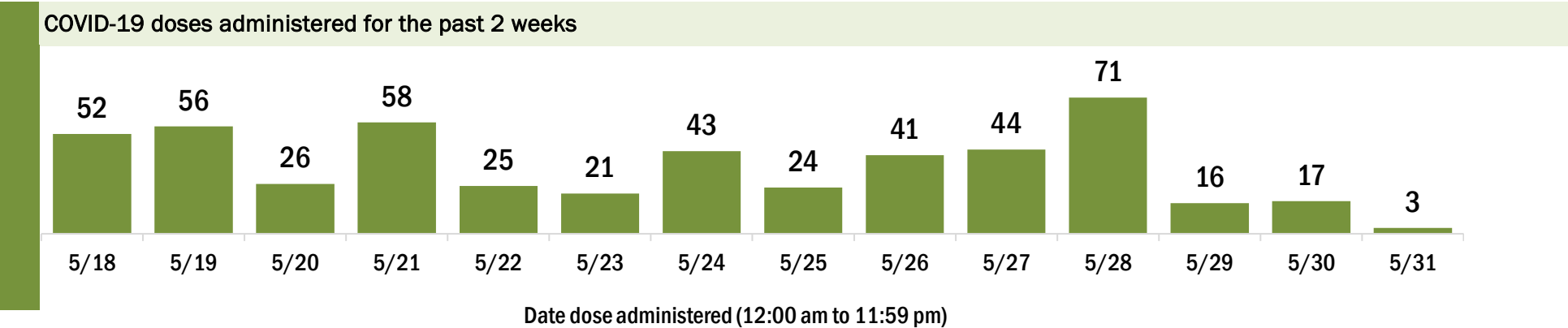
Data in this report are provisional and subject to change.

Data in this summary pertain to COVID-19 vaccines approved by the U.S. Food and Drug Administration and have been issued an Emergency Use Authorization (Janssen COVID-19 Vaccine, Moderna COVID-19 Vaccine and Pfizer-BioNTech COVID-19 Vaccine). These data summarize the number of people who have received either their first dose or have completed the series for a COVID-19 vaccine. **A person can only be counted in one category, first dose or series complete.** For persons receiving Moderna or Pfizer vaccines, once they receive their second dose, they are moved from the first dose column to the series completed column. **Because of this, the total first dose category may show a change from report to report not matching the total receiving their first dose from the previous day.** Persons receiving Johnson & Johnson vaccines will always be counted in the series completed column.

COVID-19 doses for vaccinated persons in Florida	
Doses administered	15,551
People receiving one dose of a 1-dose series (Johnson & Johnson) or receiving only one dose of a 2-dose series (Moderna, Pfizer) count once. Persons receiving both doses of a 2-dose series count twice.	

Current status of persons vaccinated for COVID-19 in Florida	
Total people vaccinated	9,523
First dose	3,071
Series completed	6,452
Completed 1-dose series	424
Completed 2-dose series	6,028
First dose: current number of people who have only received their first dose of the Moderna or Pfizer vaccine.	
Series complete: current number of people who have received both Moderna or Pfizer vaccine doses or one Johnson & Johnson dose and are considered fully immunized.	

Demographic summary	First dose	Series complete	Total people vaccinated
Age group	3,071	6,452	9,523
12-14 years	17	0	17
15-24 years	162	177	339
25-34 years	350	379	729
35-44 years	475	599	1,074
45-54 years	445	823	1,268
55-64 years	861	1,439	2,300
65-74 years	567	1,743	2,310
75-84 years	156	987	1,143
85+ years	38	305	343
Race	3,071	6,452	9,523
White	1,869	4,724	6,593
Black	982	1,047	2,029
American Indian/Alaskan	5	33	38
Other	138	462	600
Unknown	77	186	263
Other race includes Asian, native Hawaiian/Pacific Islander, or other.			
Ethnicity	3,071	6,452	9,523
Hispanic	114	165	279
Non-Hispanic	2,091	5,548	7,639
Unknown	866	739	1,605
Gender	3,071	6,452	9,523
Female	469	3,207	3,676
Male	2,601	3,245	5,846
Unknown	1	0	1



COVID-19: Brevard County vaccine summary

Vaccination data through May 31, 2021 as of Jun 1, 2021 at 12:05 AM

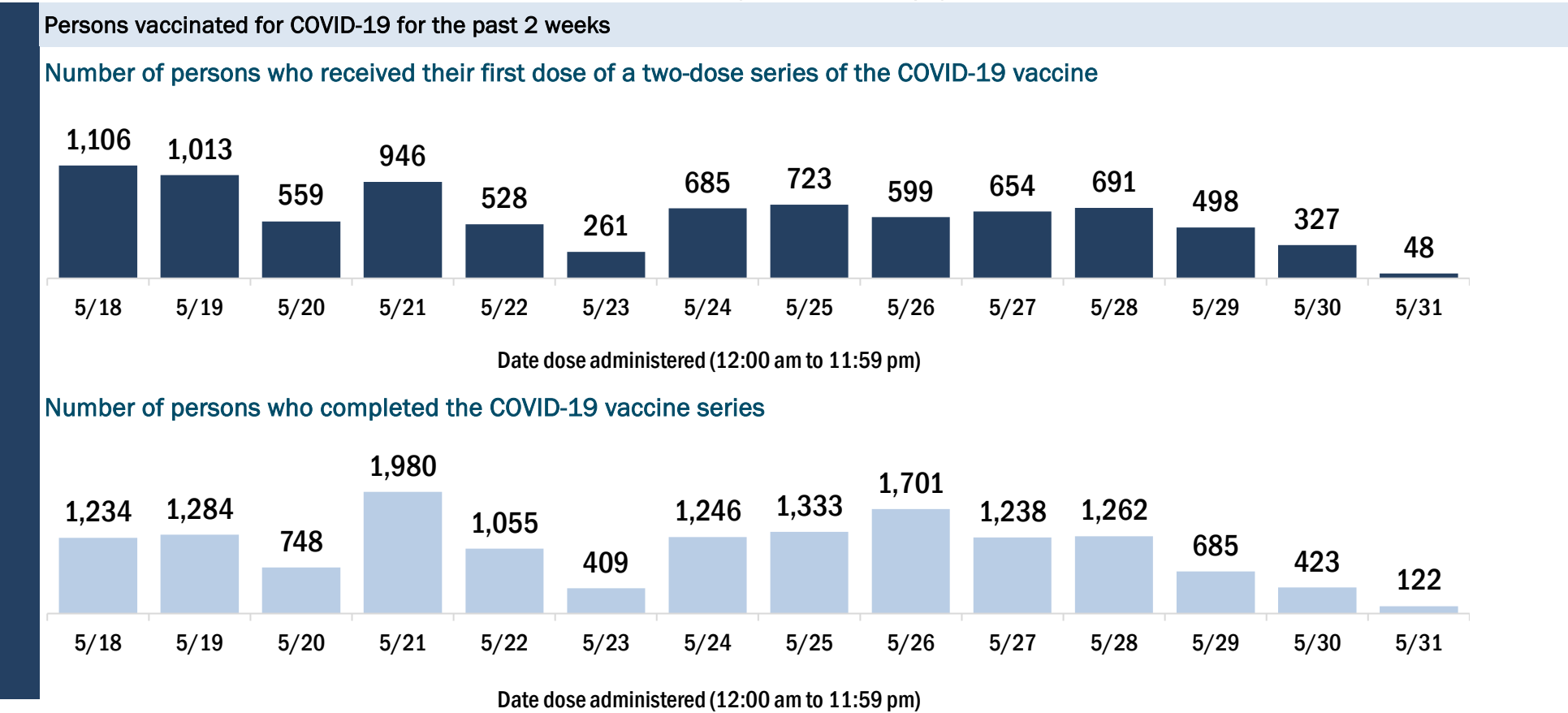
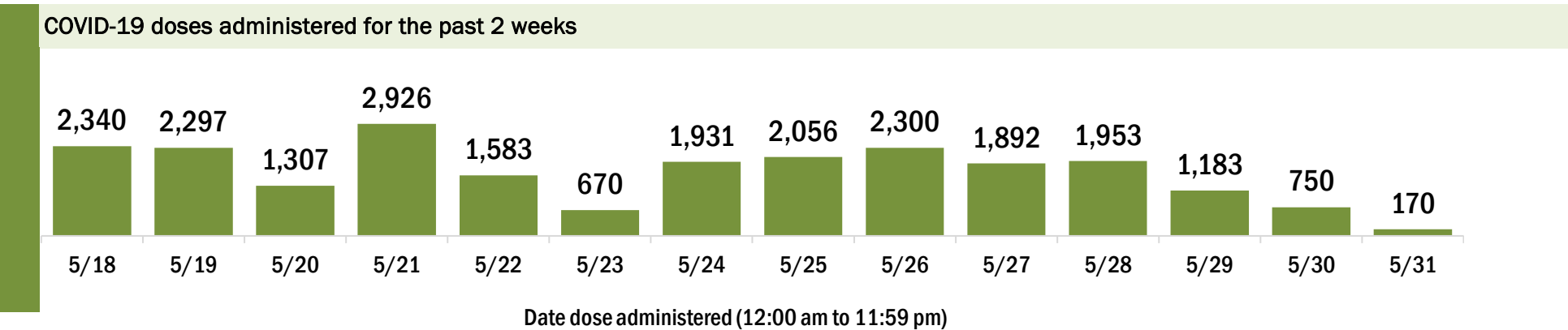
Data in this report are provisional and subject to change.

Data in this summary pertain to COVID-19 vaccines approved by the U.S. Food and Drug Administration and have been issued an Emergency Use Authorization (Janssen COVID-19 Vaccine, Moderna COVID-19 Vaccine and Pfizer-BioNTech COVID-19 Vaccine). These data summarize the number of people who have received either their first dose or have completed the series for a COVID-19 vaccine. **A person can only be counted in one category, first dose or series complete.** For persons receiving Moderna or Pfizer vaccines, once they receive their second dose, they are moved from the first dose column to the series completed column. **Because of this, the total first dose category may show a change from report to report not matching the total receiving their first dose from the previous day.** Persons receiving Johnson & Johnson vaccines will always be counted in the series completed column.

COVID-19 doses for vaccinated persons in Florida	
Doses administered	485,293
People receiving one dose of a 1-dose series (Johnson & Johnson) or receiving only one dose of a 2-dose series (Moderna, Pfizer) count once. Persons receiving both doses of a 2-dose series count twice.	

Current status of persons vaccinated for COVID-19 in Florida	
Total people vaccinated	276,878
First dose	44,127
Series completed	232,751
Completed 1-dose series	24,336
Completed 2-dose series	208,415
First dose: current number of people who have only received their first dose of the Moderna or Pfizer vaccine.	
Series complete: current number of people who have received both Moderna or Pfizer vaccine doses or one Johnson & Johnson dose and are considered fully immunized.	

Demographic summary	First dose	Series complete	Total people vaccinated
Age group	44,127	232,751	276,878
12-14 years	2,019	0	2,019
15-24 years	5,547	11,721	17,268
25-34 years	4,989	16,674	21,663
35-44 years	5,408	20,683	26,091
45-54 years	6,021	28,368	34,389
55-64 years	8,264	52,701	60,965
65-74 years	6,353	58,074	64,427
75-84 years	3,771	32,654	36,425
85+ years	1,755	11,876	13,631
Race	44,127	232,751	276,878
White	28,049	156,190	184,239
Black	3,673	12,599	16,272
American Indian/Alaskan	262	1,018	1,280
Other	5,055	22,466	27,521
Unknown	7,088	40,478	47,566
Other race includes Asian, native Hawaiian/Pacific Islander, or other.			
Ethnicity	44,127	232,751	276,878
Hispanic	4,186	14,126	18,312
Non-Hispanic	23,923	133,426	157,349
Unknown	16,018	85,199	101,217
Gender	44,127	232,751	276,878
Female	23,371	128,793	152,164
Male	20,640	103,717	124,357
Unknown	116	241	357



COVID-19: Broward County vaccine summary

Vaccination data through May 31, 2021 as of Jun 1, 2021 at 12:05 AM

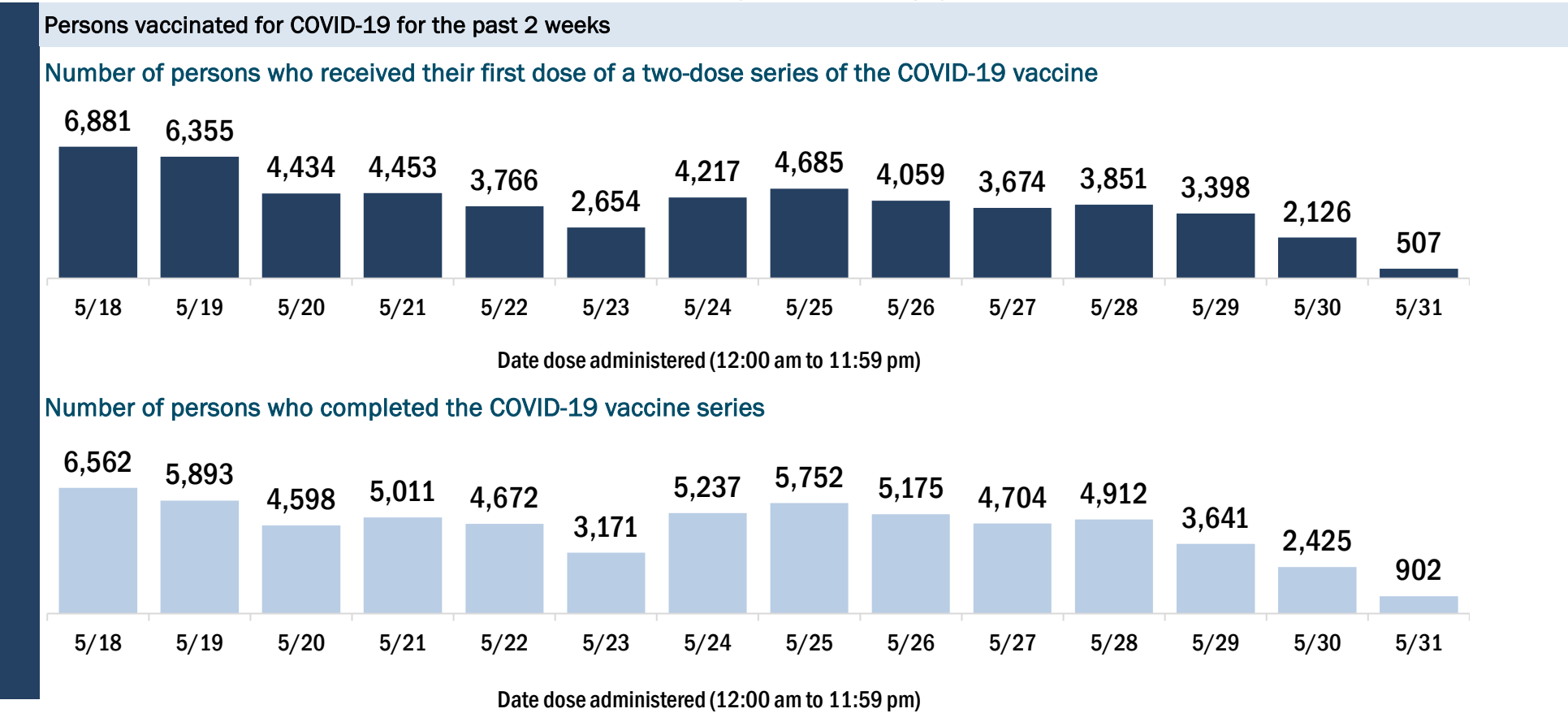
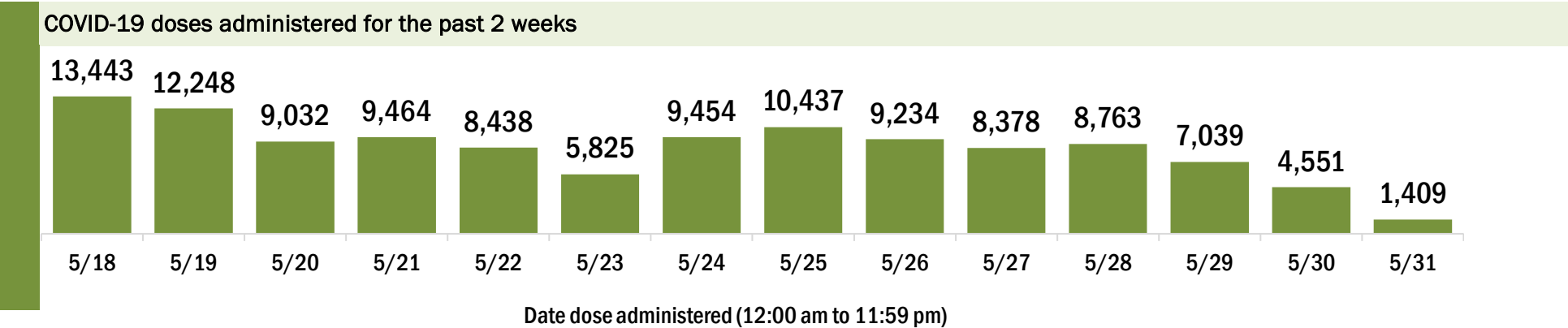
Data in this report are provisional and subject to change.

Data in this summary pertain to COVID-19 vaccines approved by the U.S. Food and Drug Administration and have been issued an Emergency Use Authorization (Janssen COVID-19 Vaccine, Moderna COVID-19 Vaccine and Pfizer-BioNTech COVID-19 Vaccine). These data summarize the number of people who have received either their first dose or have completed the series for a COVID-19 vaccine. **A person can only be counted in one category, first dose or series complete.** For persons receiving Moderna or Pfizer vaccines, once they receive their second dose, they are moved from the first dose column to the series completed column. **Because of this, the total first dose category may show a change from report to report not matching the total receiving their first dose from the previous day.** Persons receiving Johnson & Johnson vaccines will always be counted in the series completed column.

COVID-19 doses for vaccinated persons in Florida	
Doses administered	1,705,102
People receiving one dose of a 1-dose series (Johnson & Johnson) or receiving only one dose of a 2-dose series (Moderna, Pfizer) count once. Persons receiving both doses of a 2-dose series count twice.	

Current status of persons vaccinated for COVID-19 in Florida	
Total people vaccinated	1,000,703
First dose	220,820
Series completed	779,883
Completed 1-dose series	75,484
Completed 2-dose series	704,399
First dose: current number of people who have only received their first dose of the Moderna or Pfizer vaccine.	
Series complete: current number of people who have received both Moderna or Pfizer vaccine doses or one Johnson & Johnson dose and are considered fully immunized.	

Demographic summary	First dose	Series complete	Total people vaccinated
Age group	220,820	779,883	1,000,703
12-14 years	11,102	0	11,102
15-24 years	29,956	54,244	84,200
25-34 years	26,946	74,545	101,491
35-44 years	33,063	105,188	138,251
45-54 years	35,918	137,520	173,438
55-64 years	34,970	167,679	202,649
65-74 years	27,617	143,102	170,719
75-84 years	14,408	71,600	86,008
85+ years	6,840	26,005	32,845
Race	220,820	779,883	1,000,703
White	121,163	469,364	590,527
Black	32,283	96,354	128,637
American Indian/Alaskan	1,277	3,235	4,512
Other	27,814	94,540	122,354
Unknown	38,283	116,390	154,673
Other race includes Asian, native Hawaiian/Pacific Islander, or other.			
Ethnicity	220,820	779,883	1,000,703
Hispanic	71,010	190,488	261,498
Non-Hispanic	80,769	359,843	440,612
Unknown	69,041	229,552	298,593
Gender	220,820	779,883	1,000,703
Female	116,608	417,062	533,670
Male	103,642	361,356	464,998
Unknown	570	1,465	2,035



COVID-19: Calhoun County vaccine summary

Vaccination data through May 31, 2021 as of Jun 1, 2021 at 12:05 AM

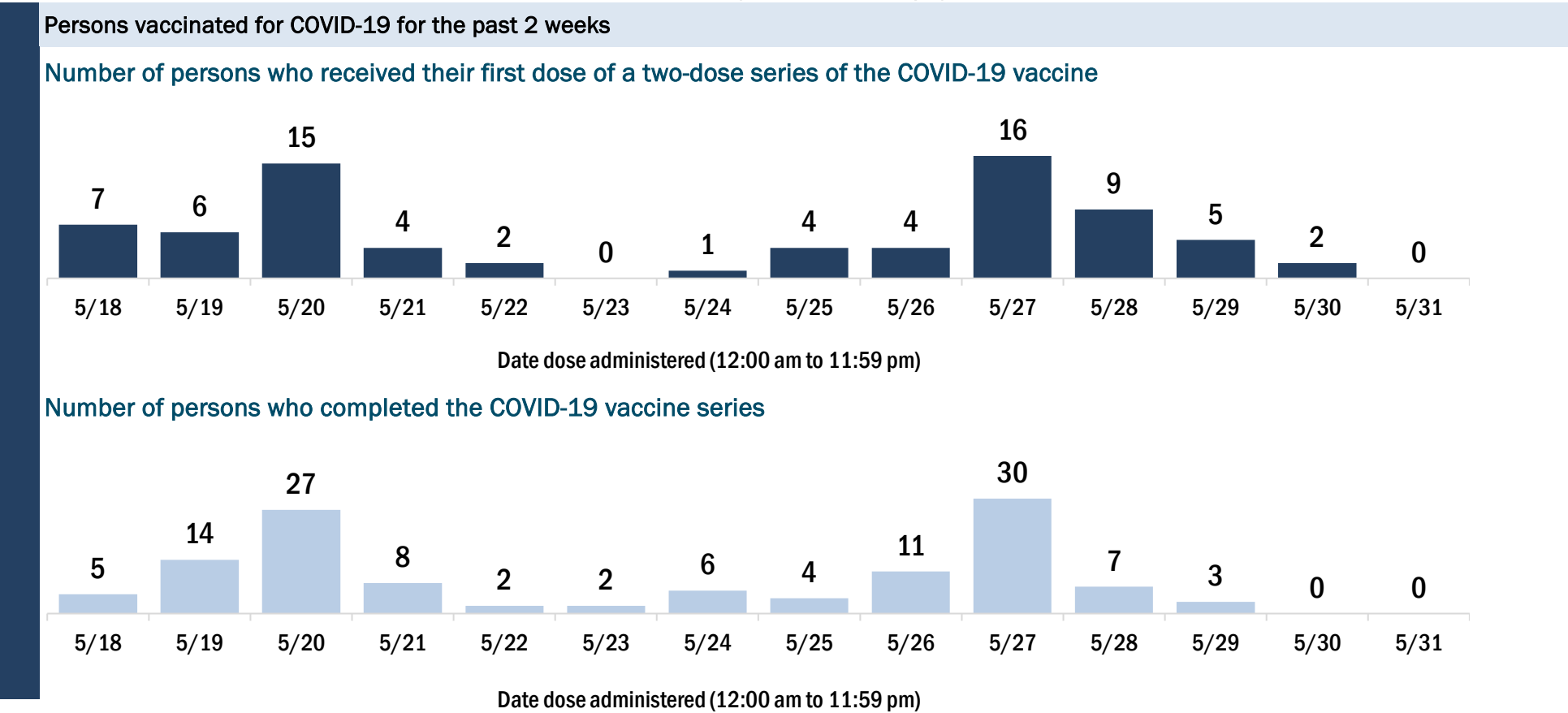
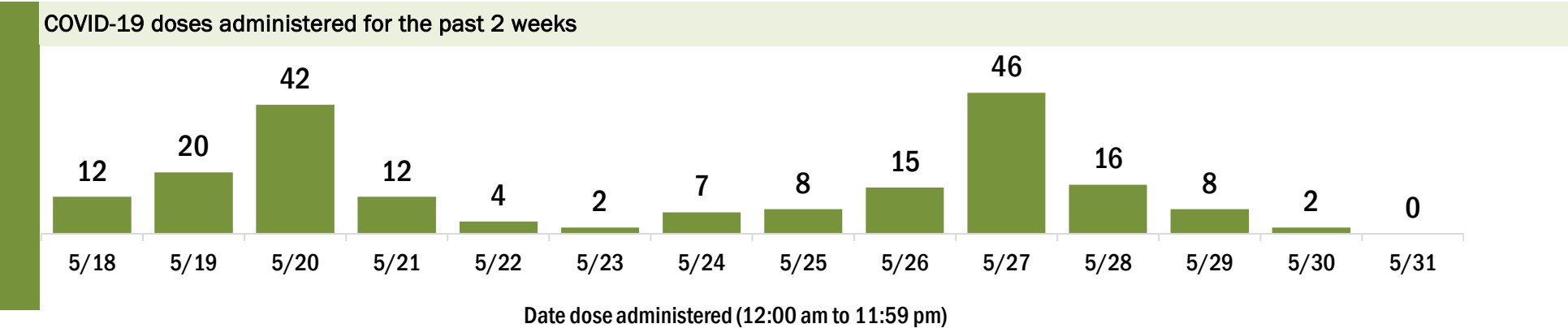
Data in this report are provisional and subject to change.

Data in this summary pertain to COVID-19 vaccines approved by the U.S. Food and Drug Administration and have been issued an Emergency Use Authorization (Janssen COVID-19 Vaccine, Moderna COVID-19 Vaccine and Pfizer-BioNTech COVID-19 Vaccine). These data summarize the number of people who have received either their first dose or have completed the series for a COVID-19 vaccine. **A person can only be counted in one category, first dose or series complete.** For persons receiving Moderna or Pfizer vaccines, once they receive their second dose, they are moved from the first dose column to the series completed column. **Because of this, the total first dose category may show a change from report to report not matching the total receiving their first dose from the previous day.** Persons receiving Johnson & Johnson vaccines will always be counted in the series completed column.

COVID-19 doses for vaccinated persons in Florida	
Doses administered	6,439
People receiving one dose of a 1-dose series (Johnson & Johnson) or receiving only one dose of a 2-dose series (Moderna, Pfizer) count once. Persons receiving both doses of a 2-dose series count twice.	

Current status of persons vaccinated for COVID-19 in Florida	
Total people vaccinated	3,588
First dose	480
Series completed	3,108
Completed 1-dose series	257
Completed 2-dose series	2,851
First dose: current number of people who have only received their first dose of the Moderna or Pfizer vaccine.	
Series complete: current number of people who have received both Moderna or Pfizer vaccine doses or one Johnson & Johnson dose and are considered fully immunized.	

Demographic summary	First dose	Series complete	Total people vaccinated
Age group	480	3,108	3,588
12-14 years	7	0	7
15-24 years	50	74	124
25-34 years	34	160	194
35-44 years	66	272	338
45-54 years	82	396	478
55-64 years	99	634	733
65-74 years	76	889	965
75-84 years	49	495	544
85+ years	17	188	205
Race	480	3,108	3,588
White	315	2,138	2,453
Black	74	347	421
American Indian/Alaskan	3	18	21
Other	43	370	413
Unknown	45	235	280
Other race includes Asian, native Hawaiian/Pacific Islander, or other.			
Ethnicity	480	3,108	3,588
Hispanic	11	59	70
Non-Hispanic	212	1,530	1,742
Unknown	257	1,519	1,776
Gender	480	3,108	3,588
Female	213	1,517	1,730
Male	267	1,590	1,857
Unknown	0	1	1



COVID-19: Charlotte County vaccine summary

Vaccination data through May 31, 2021 as of Jun 1, 2021 at 12:05 AM

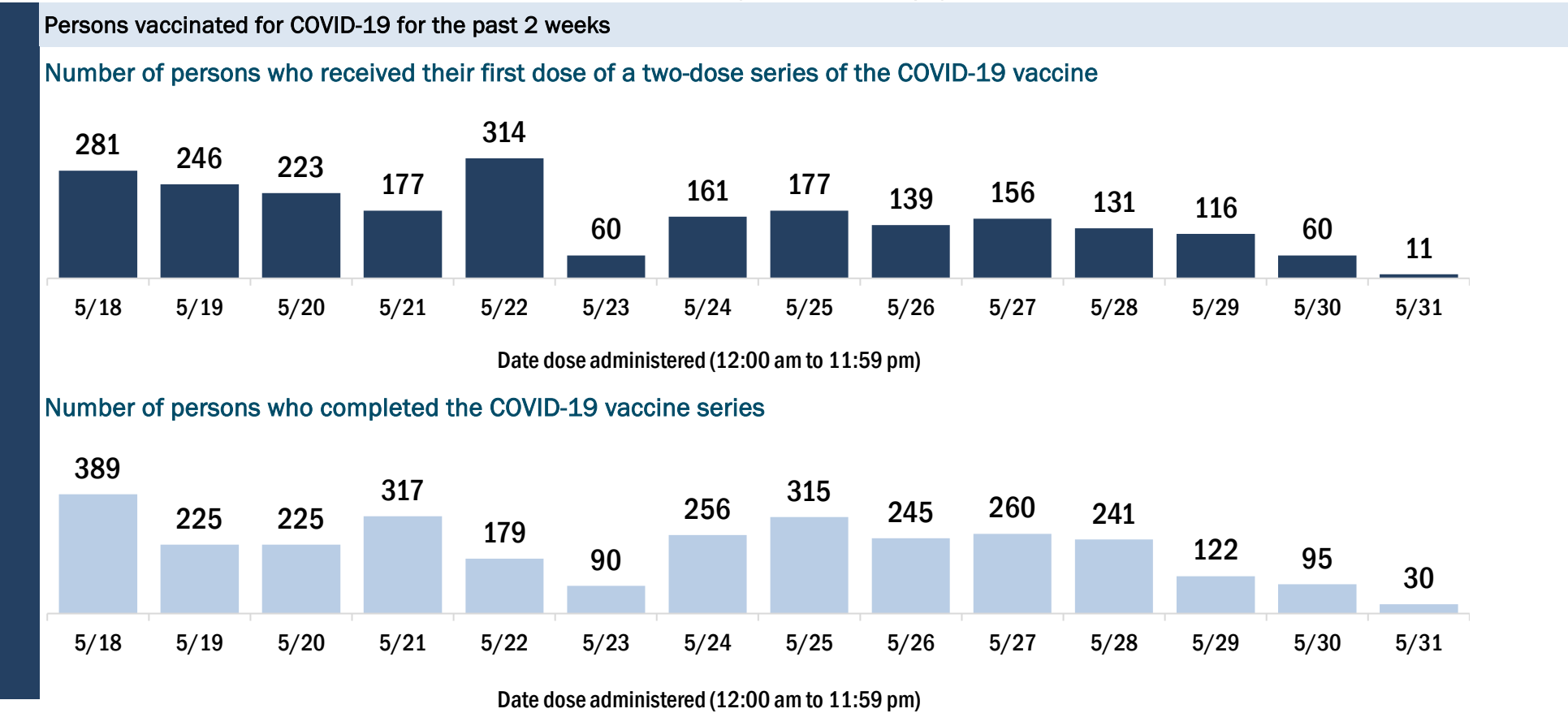
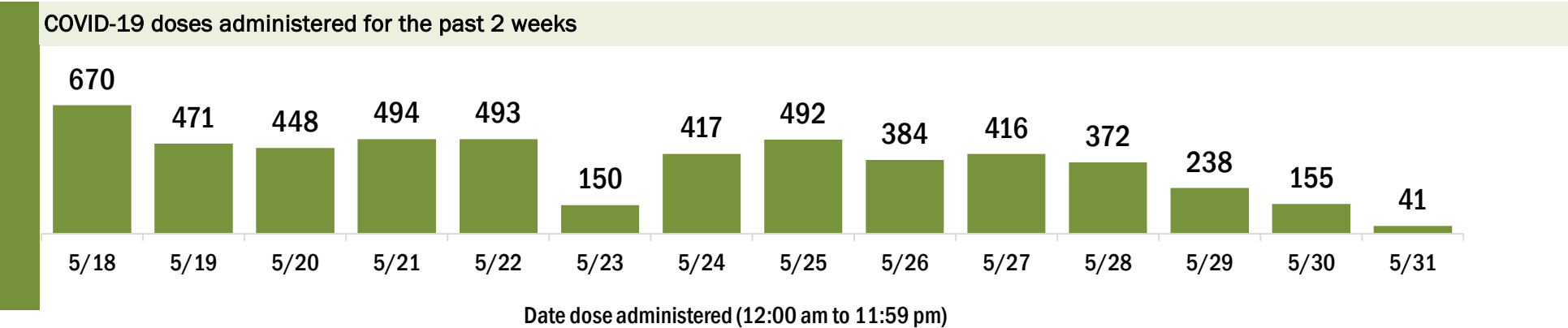
Data in this report are provisional and subject to change.

Data in this summary pertain to COVID-19 vaccines approved by the U.S. Food and Drug Administration and have been issued an Emergency Use Authorization (Janssen COVID-19 Vaccine, Moderna COVID-19 Vaccine and Pfizer-BioNTech COVID-19 Vaccine). These data summarize the number of people who have received either their first dose or have completed the series for a COVID-19 vaccine. **A person can only be counted in one category, first dose or series complete.** For persons receiving Moderna or Pfizer vaccines, once they receive their second dose, they are moved from the first dose column to the series completed column. **Because of this, the total first dose category may show a change from report to report not matching the total receiving their first dose from the previous day.** Persons receiving Johnson & Johnson vaccines will always be counted in the series completed column.

COVID-19 doses for vaccinated persons in Florida	
Doses administered	189,746
People receiving one dose of a 1-dose series (Johnson & Johnson) or receiving only one dose of a 2-dose series (Moderna, Pfizer) count once. Persons receiving both doses of a 2-dose series count twice.	

Current status of persons vaccinated for COVID-19 in Florida	
Total people vaccinated	109,774
First dose	22,962
Series completed	86,812
Completed 1-dose series	6,840
Completed 2-dose series	79,972
First dose: current number of people who have only received their first dose of the Moderna or Pfizer vaccine.	
Series complete: current number of people who have received both Moderna or Pfizer vaccine doses or one Johnson & Johnson dose and are considered fully immunized.	

Demographic summary	First dose	Series complete	Total people vaccinated
Age group	22,962	86,812	109,774
12-14 years	358	0	358
15-24 years	1,163	1,735	2,898
25-34 years	1,045	2,371	3,416
35-44 years	1,326	3,296	4,622
45-54 years	2,169	6,466	8,635
55-64 years	4,877	17,115	21,992
65-74 years	6,464	31,641	38,105
75-84 years	4,151	18,661	22,812
85+ years	1,409	5,527	6,936
Race	22,962	86,812	109,774
White	17,093	65,592	82,685
Black	783	1,945	2,728
American Indian/Alaskan	147	351	498
Other	1,792	5,862	7,654
Unknown	3,147	13,062	16,209
Other race includes Asian, native Hawaiian/Pacific Islander, or other.			
Ethnicity	22,962	86,812	109,774
Hispanic	1,127	2,753	3,880
Non-Hispanic	13,363	52,484	65,847
Unknown	8,472	31,575	40,047
Gender	22,962	86,812	109,774
Female	12,044	47,697	59,741
Male	10,883	39,086	49,969
Unknown	35	29	64



COVID-19: Citrus County vaccine summary

Vaccination data through May 31, 2021 as of Jun 1, 2021 at 12:05 AM

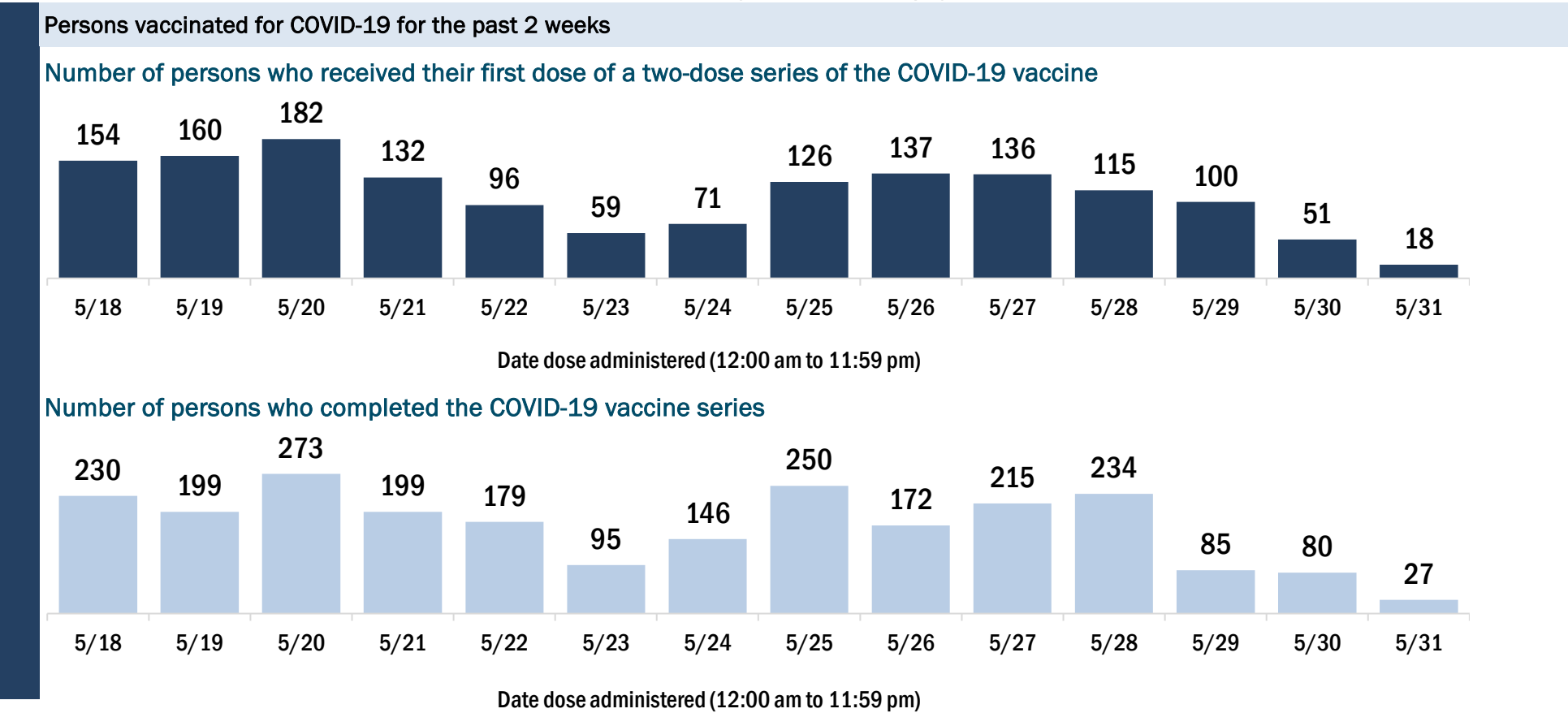
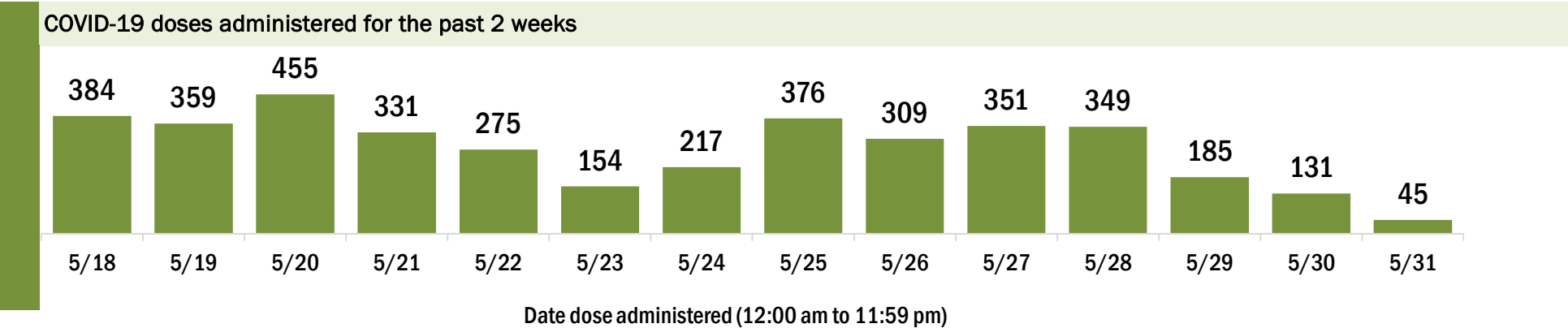
Data in this report are provisional and subject to change.

Data in this summary pertain to COVID-19 vaccines approved by the U.S. Food and Drug Administration and have been issued an Emergency Use Authorization (Janssen COVID-19 Vaccine, Moderna COVID-19 Vaccine and Pfizer-BioNTech COVID-19 Vaccine). These data summarize the number of people who have received either their first dose or have completed the series for a COVID-19 vaccine. **A person can only be counted in one category, first dose or series complete.** For persons receiving Moderna or Pfizer vaccines, once they receive their second dose, they are moved from the first dose column to the series completed column. **Because of this, the total first dose category may show a change from report to report not matching the total receiving their first dose from the previous day.** Persons receiving Johnson & Johnson vaccines will always be counted in the series completed column.

COVID-19 doses for vaccinated persons in Florida	
Doses administered	119,358
People receiving one dose of a 1-dose series (Johnson & Johnson) or receiving only one dose of a 2-dose series (Moderna, Pfizer) count once. Persons receiving both doses of a 2-dose series count twice.	

Current status of persons vaccinated for COVID-19 in Florida	
Total people vaccinated	65,822
First dose	9,511
Series completed	56,311
Completed 1-dose series	2,775
Completed 2-dose series	53,536
First dose: current number of people who have only received their first dose of the Moderna or Pfizer vaccine.	
Series complete: current number of people who have received both Moderna or Pfizer vaccine doses or one Johnson & Johnson dose and are considered fully immunized.	

Demographic summary	First dose	Series complete	Total people vaccinated
Age group	9,511	56,311	65,822
12-14 years	161	0	161
15-24 years	704	1,204	1,908
25-34 years	596	1,604	2,200
35-44 years	664	2,217	2,881
45-54 years	1,142	4,135	5,277
55-64 years	1,859	10,434	12,293
65-74 years	2,373	19,774	22,147
75-84 years	1,506	13,104	14,610
85+ years	506	3,839	4,345
Race	9,511	56,311	65,822
White	7,078	42,618	49,696
Black	230	863	1,093
American Indian/Alaskan	53	299	352
Other	726	3,675	4,401
Unknown	1,424	8,856	10,280
Other race includes Asian, native Hawaiian/Pacific Islander, or other.			
Ethnicity	9,511	56,311	65,822
Hispanic	471	1,924	2,395
Non-Hispanic	5,695	33,868	39,563
Unknown	3,345	20,519	23,864
Gender	9,511	56,311	65,822
Female	5,198	31,665	36,863
Male	4,292	24,631	28,923
Unknown	21	15	36



COVID-19: Clay County vaccine summary

Vaccination data through May 31, 2021 as of Jun 1, 2021 at 12:05 AM

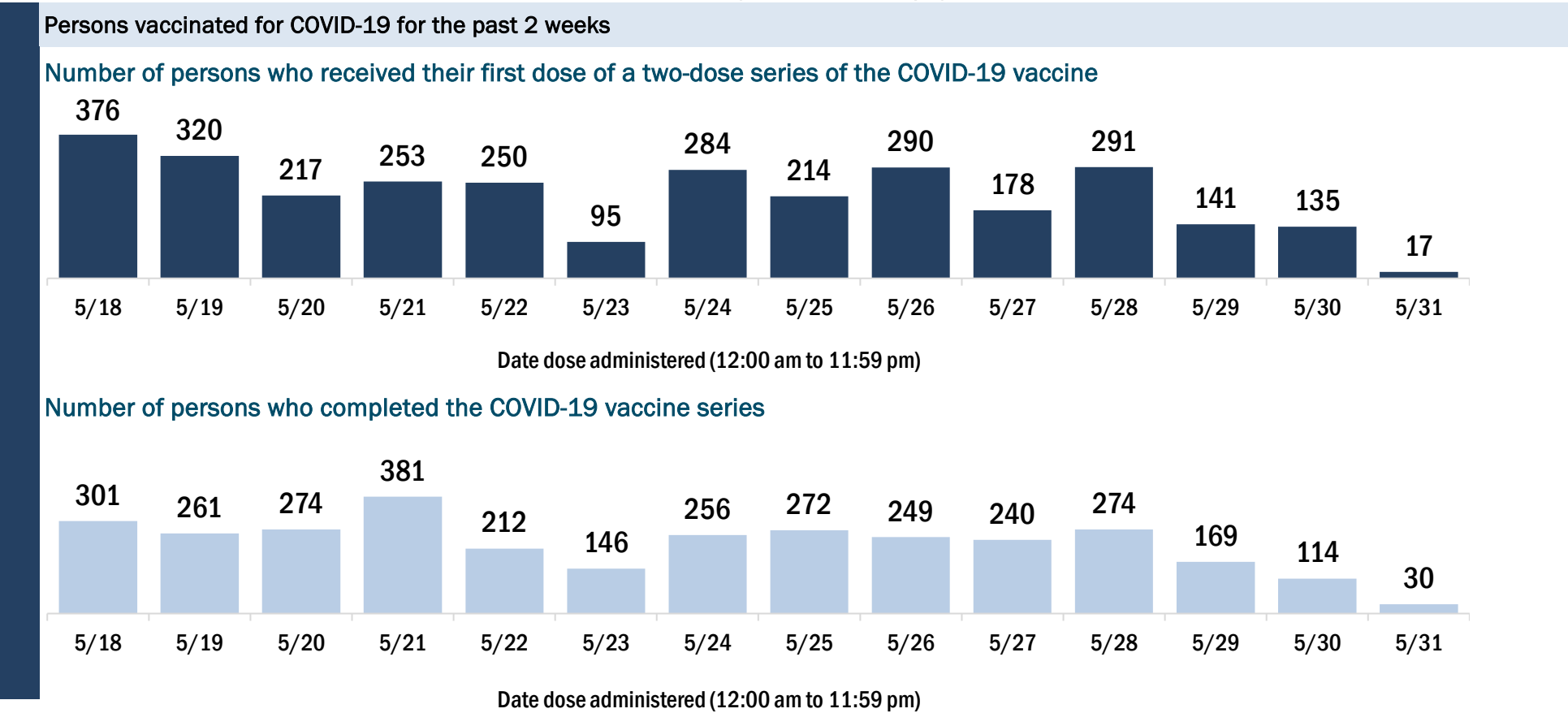
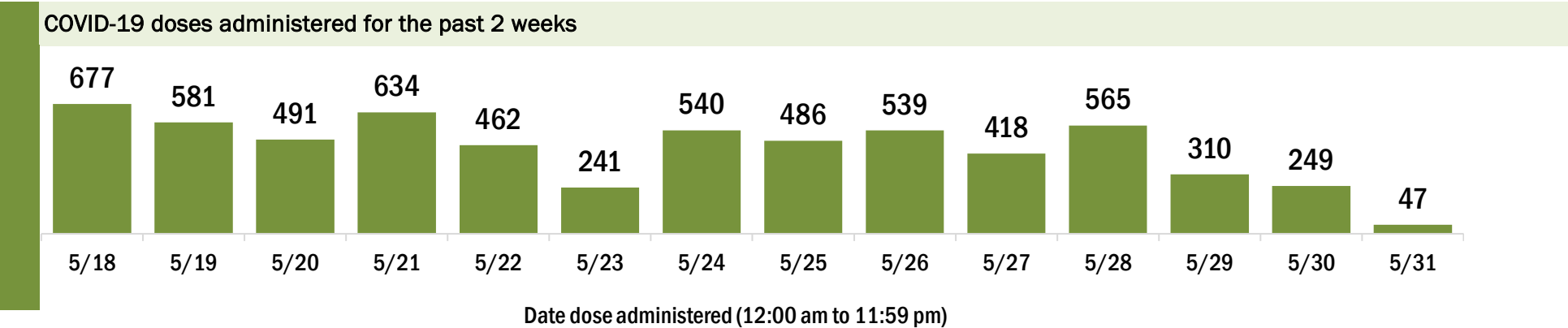
Data in this report are provisional and subject to change.

Data in this summary pertain to COVID-19 vaccines approved by the U.S. Food and Drug Administration and have been issued an Emergency Use Authorization (Janssen COVID-19 Vaccine, Moderna COVID-19 Vaccine and Pfizer-BioNTech COVID-19 Vaccine). These data summarize the number of people who have received either their first dose or have completed the series for a COVID-19 vaccine. **A person can only be counted in one category, first dose or series complete.** For persons receiving Moderna or Pfizer vaccines, once they receive their second dose, they are moved from the first dose column to the series completed column. **Because of this, the total first dose category may show a change from report to report not matching the total receiving their first dose from the previous day.** Persons receiving Johnson & Johnson vaccines will always be counted in the series completed column.

COVID-19 doses for vaccinated persons in Florida	
Doses administered	128,223
People receiving one dose of a 1-dose series (Johnson & Johnson) or receiving only one dose of a 2-dose series (Moderna, Pfizer) count once. Persons receiving both doses of a 2-dose series count twice.	

Current status of persons vaccinated for COVID-19 in Florida	
Total people vaccinated	72,319
First dose	12,019
Series completed	60,300
Completed 1-dose series	4,396
Completed 2-dose series	55,904
First dose: current number of people who have only received their first dose of the Moderna or Pfizer vaccine.	
Series complete: current number of people who have received both Moderna or Pfizer vaccine doses or one Johnson & Johnson dose and are considered fully immunized.	

Demographic summary	First dose	Series complete	Total people vaccinated
Age group	12,019	60,300	72,319
12-14 years	550	0	550
15-24 years	1,928	3,630	5,558
25-34 years	1,375	4,015	5,390
35-44 years	1,748	6,272	8,020
45-54 years	1,950	8,900	10,850
55-64 years	2,162	13,075	15,237
65-74 years	1,220	14,863	16,083
75-84 years	744	7,355	8,099
85+ years	342	2,190	2,532
Race	12,019	60,300	72,319
White	7,070	41,705	48,775
Black	1,269	4,417	5,686
American Indian/Alaskan	52	272	324
Other	1,604	6,075	7,679
Unknown	2,024	7,831	9,855
Other race includes Asian, native Hawaiian/Pacific Islander, or other.			
Ethnicity	12,019	60,300	72,319
Hispanic	1,009	3,553	4,562
Non-Hispanic	7,044	42,019	49,063
Unknown	3,966	14,728	18,694
Gender	12,019	60,300	72,319
Female	6,451	34,179	40,630
Male	5,394	26,115	31,509
Unknown	174	6	180



COVID-19: Collier County vaccine summary

Vaccination data through May 31, 2021 as of Jun 1, 2021 at 12:05 AM

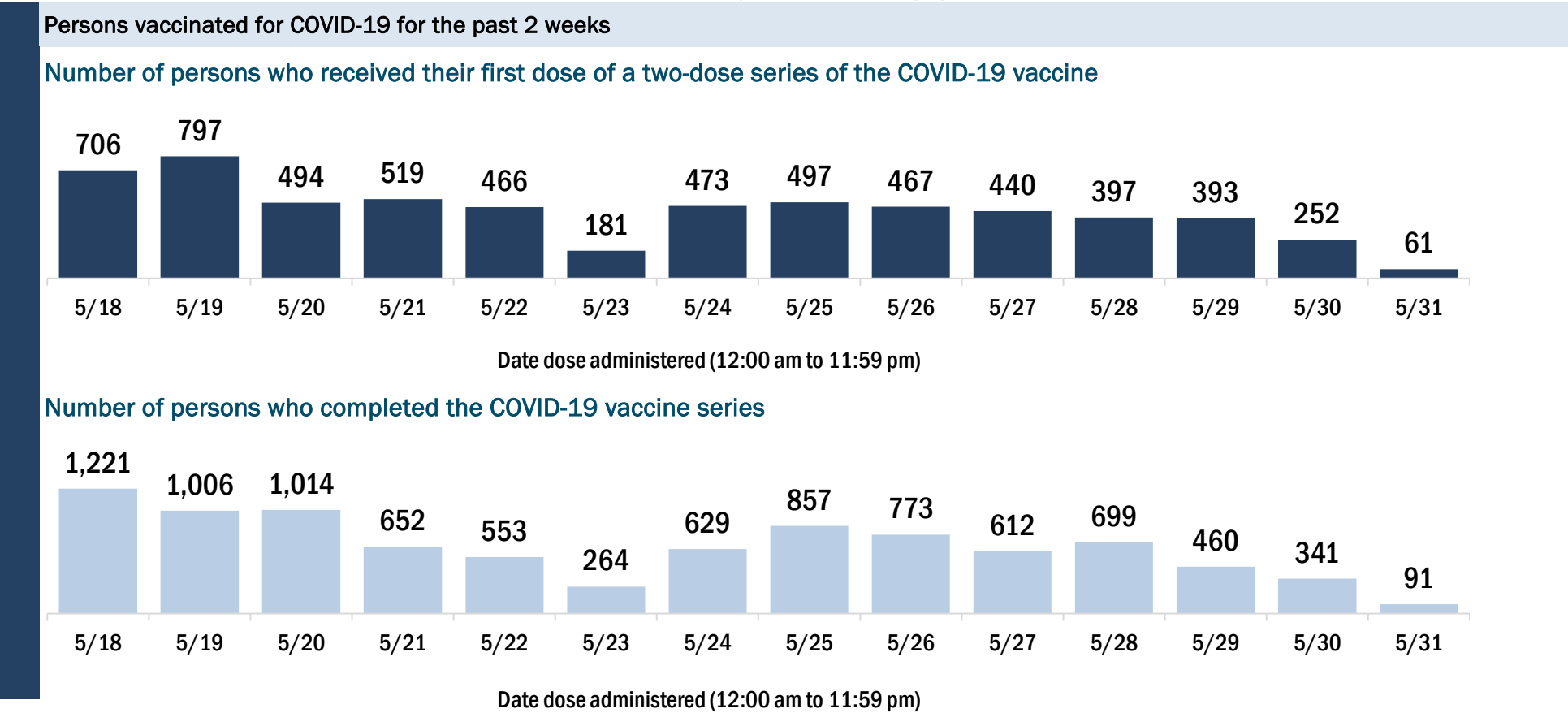
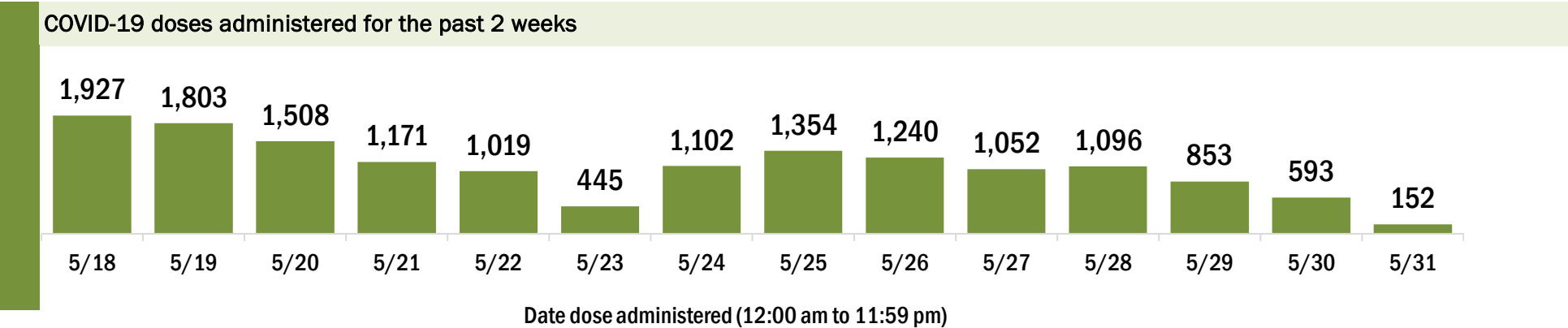
Data in this report are provisional and subject to change.

Data in this summary pertain to COVID-19 vaccines approved by the U.S. Food and Drug Administration and have been issued an Emergency Use Authorization (Janssen COVID-19 Vaccine, Moderna COVID-19 Vaccine and Pfizer-BioNTech COVID-19 Vaccine). These data summarize the number of people who have received either their first dose or have completed the series for a COVID-19 vaccine. **A person can only be counted in one category, first dose or series complete.** For persons receiving Moderna or Pfizer vaccines, once they receive their second dose, they are moved from the first dose column to the series completed column. **Because of this, the total first dose category may show a change from report to report not matching the total receiving their first dose from the previous day.** Persons receiving Johnson & Johnson vaccines will always be counted in the series completed column.

COVID-19 doses for vaccinated persons in Florida	
Doses administered	372,357
People receiving one dose of a 1-dose series (Johnson & Johnson) or receiving only one dose of a 2-dose series (Moderna, Pfizer) count once. Persons receiving both doses of a 2-dose series count twice.	

Current status of persons vaccinated for COVID-19 in Florida	
Total people vaccinated	211,431
First dose	34,366
Series completed	177,065
Completed 1-dose series	16,139
Completed 2-dose series	160,926
First dose: current number of people who have only received their first dose of the Moderna or Pfizer vaccine.	
Series complete: current number of people who have received both Moderna or Pfizer vaccine doses or one Johnson & Johnson dose and are considered fully immunized.	

Demographic summary	First dose	Series complete	Total people vaccinated
Age group	34,366	177,065	211,431
12-14 years	928	0	928
15-24 years	3,408	6,147	9,555
25-34 years	2,934	8,396	11,330
35-44 years	3,696	11,739	15,435
45-54 years	4,558	17,649	22,207
55-64 years	6,060	32,477	38,537
65-74 years	6,578	53,535	60,113
75-84 years	4,472	36,472	40,944
85+ years	1,732	10,650	12,382
Race	34,366	177,065	211,431
White	22,406	116,357	138,763
Black	955	2,924	3,879
American Indian/Alaskan	116	544	660
Other	3,968	15,451	19,419
Unknown	6,921	41,789	48,710
Other race includes Asian, native Hawaiian/Pacific Islander, or other.			
Ethnicity	34,366	177,065	211,431
Hispanic	7,124	18,633	25,757
Non-Hispanic	14,045	79,250	93,295
Unknown	13,197	79,182	92,379
Gender	34,366	177,065	211,431
Female	18,166	95,574	113,740
Male	15,984	81,178	97,162
Unknown	216	313	529



COVID-19: Columbia County vaccine summary

Vaccination data through May 31, 2021 as of Jun 1, 2021 at 12:05 AM

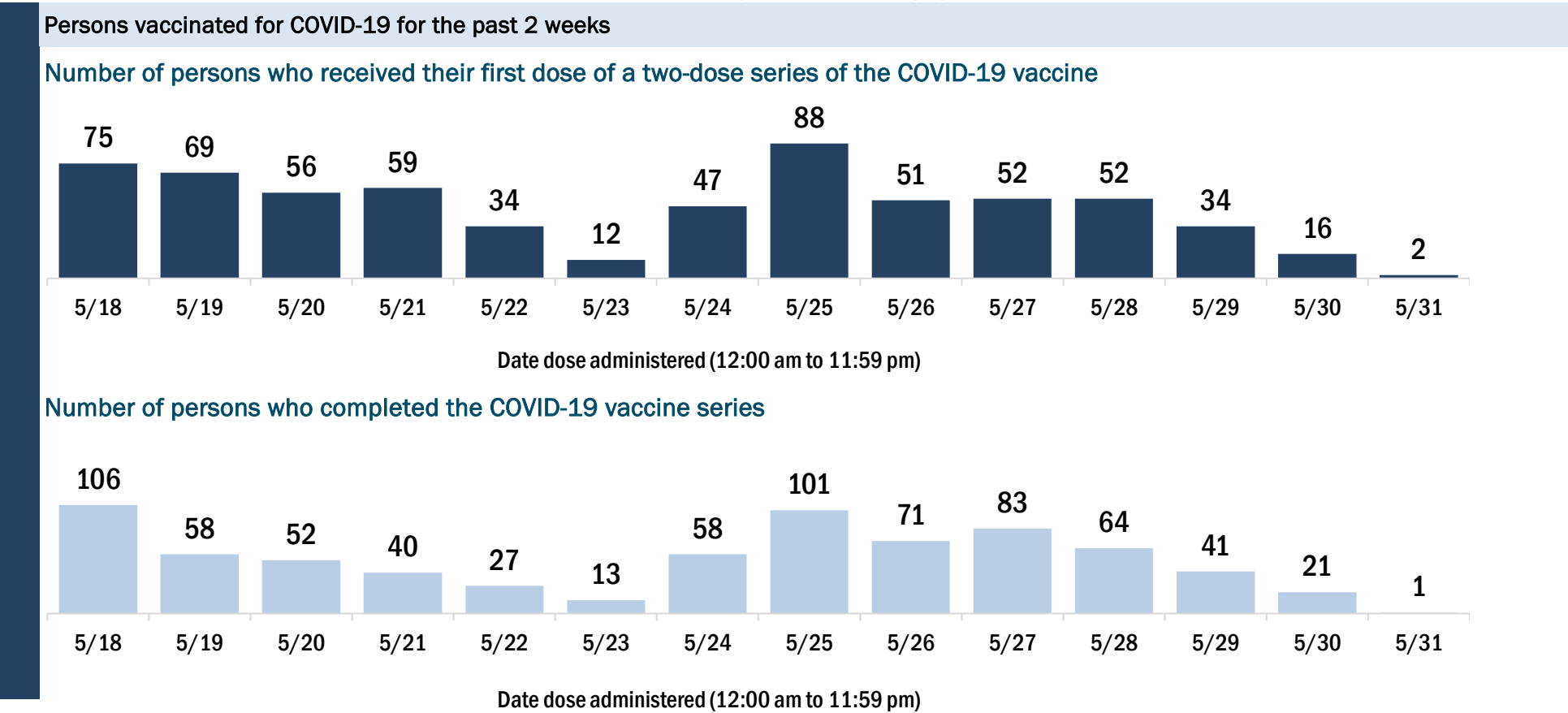
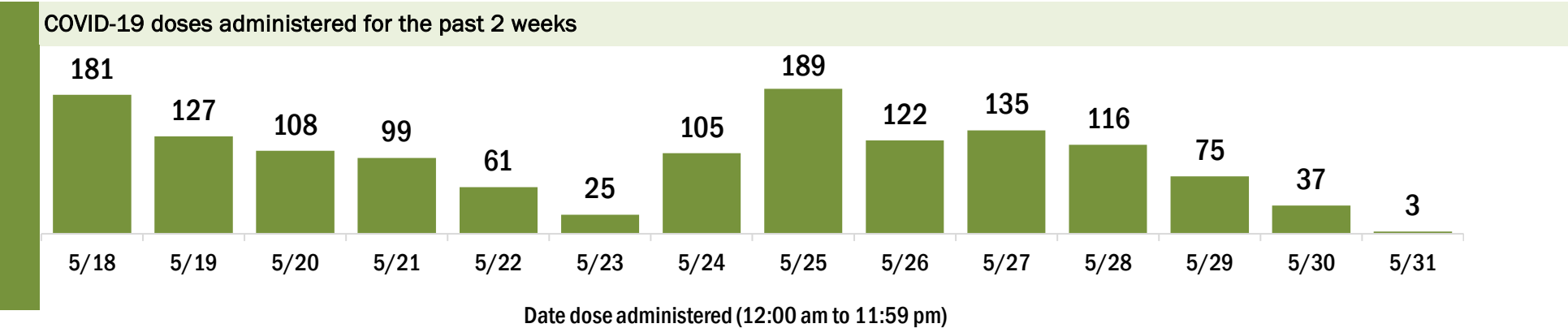
Data in this report are provisional and subject to change.

Data in this summary pertain to COVID-19 vaccines approved by the U.S. Food and Drug Administration and have been issued an Emergency Use Authorization (Janssen COVID-19 Vaccine, Moderna COVID-19 Vaccine and Pfizer-BioNTech COVID-19 Vaccine). These data summarize the number of people who have received either their first dose or have completed the series for a COVID-19 vaccine. **A person can only be counted in one category, first dose or series complete.** For persons receiving Moderna or Pfizer vaccines, once they receive their second dose, they are moved from the first dose column to the series completed column. **Because of this, the total first dose category may show a change from report to report not matching the total receiving their first dose from the previous day.** Persons receiving Johnson & Johnson vaccines will always be counted in the series completed column.

COVID-19 doses for vaccinated persons in Florida	
Doses administered	31,993
People receiving one dose of a 1-dose series (Johnson & Johnson) or receiving only one dose of a 2-dose series (Moderna, Pfizer) count once. Persons receiving both doses of a 2-dose series count twice.	

Current status of persons vaccinated for COVID-19 in Florida	
Total people vaccinated	18,272
First dose	2,526
Series completed	15,746
Completed 1-dose series	2,025
Completed 2-dose series	13,721
First dose: current number of people who have only received their first dose of the Moderna or Pfizer vaccine.	
Series complete: current number of people who have received both Moderna or Pfizer vaccine doses or one Johnson & Johnson dose and are considered fully immunized.	

Demographic summary	First dose	Series complete	Total people vaccinated
Age group	2,526	15,746	18,272
12-14 years	68	0	68
15-24 years	390	622	1,012
25-34 years	301	862	1,163
35-44 years	327	1,282	1,609
45-54 years	403	1,883	2,286
55-64 years	540	3,285	3,825
65-74 years	294	4,537	4,831
75-84 years	140	2,553	2,693
85+ years	63	722	785
Race	2,526	15,746	18,272
White	1,524	11,120	12,644
Black	342	1,897	2,239
American Indian/Alaskan	31	90	121
Other	317	1,124	1,441
Unknown	312	1,515	1,827
Other race includes Asian, native Hawaiian/Pacific Islander, or other.			
Ethnicity	2,526	15,746	18,272
Hispanic	278	719	997
Non-Hispanic	1,411	11,023	12,434
Unknown	837	4,004	4,841
Gender	2,526	15,746	18,272
Female	1,259	8,578	9,837
Male	1,260	7,168	8,428
Unknown	7	0	7



COVID-19: Dade County vaccine summary

Vaccination data through May 31, 2021 as of Jun 1, 2021 at 12:05 AM

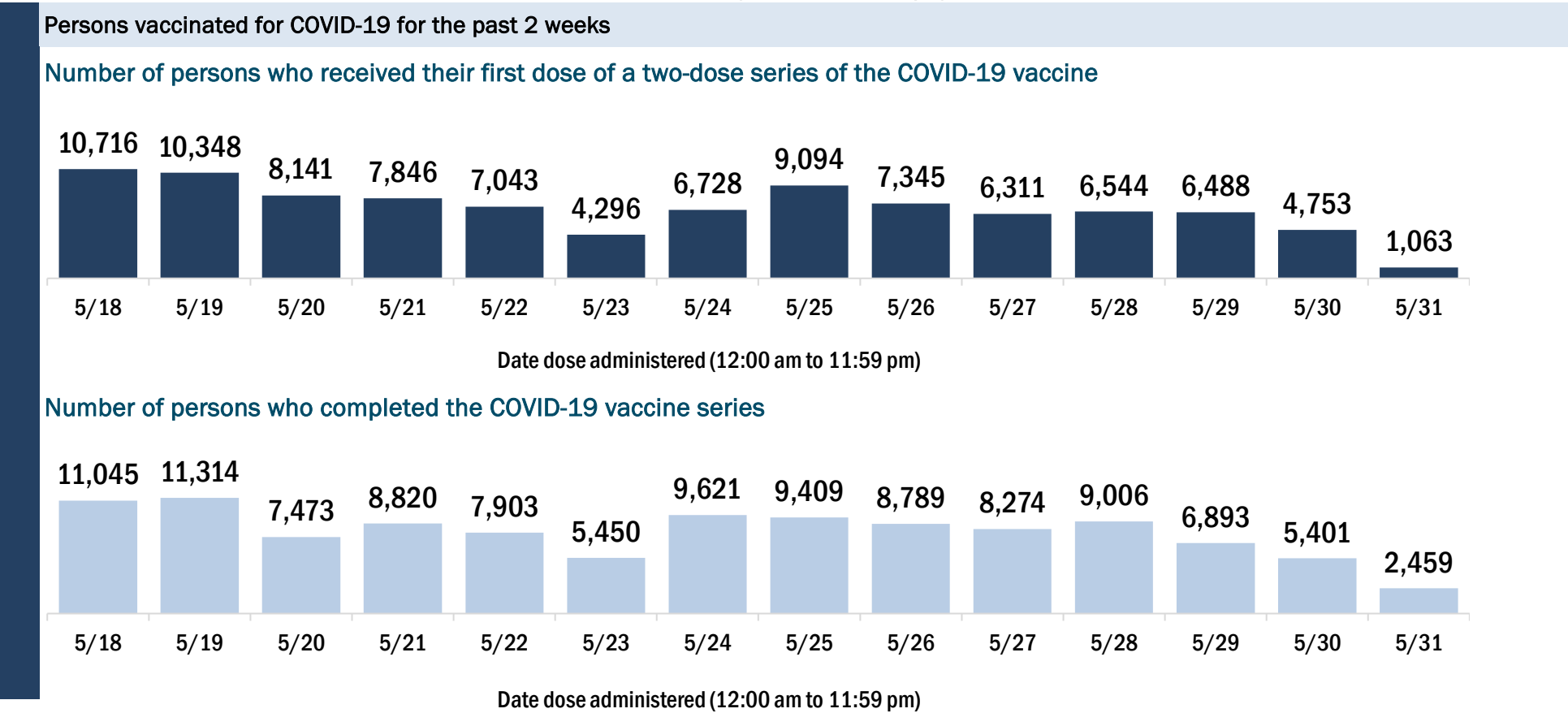
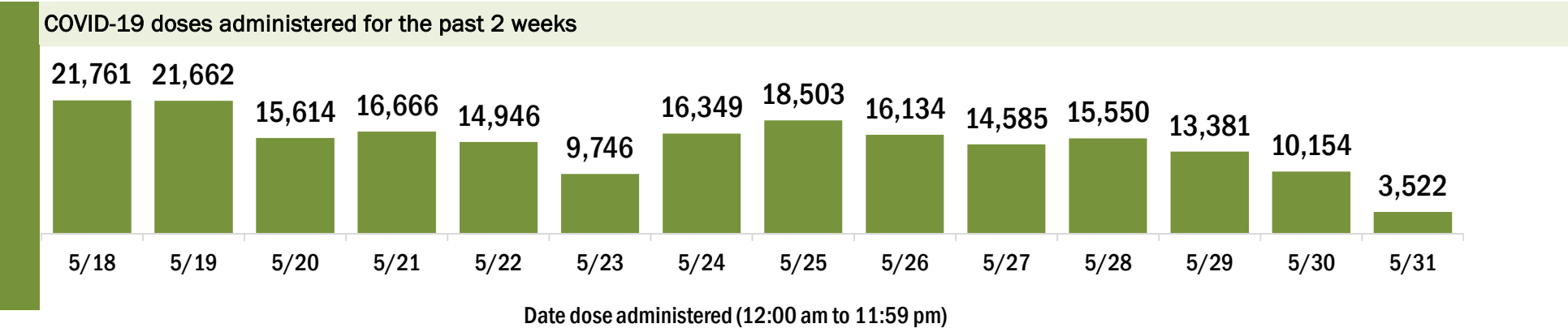
Data in this report are provisional and subject to change.

Data in this summary pertain to COVID-19 vaccines approved by the U.S. Food and Drug Administration and have been issued an Emergency Use Authorization (Janssen COVID-19 Vaccine, Moderna COVID-19 Vaccine and Pfizer-BioNTech COVID-19 Vaccine). These data summarize the number of people who have received either their first dose or have completed the series for a COVID-19 vaccine. **A person can only be counted in one category, first dose or series complete.** For persons receiving Moderna or Pfizer vaccines, once they receive their second dose, they are moved from the first dose column to the series completed column. **Because of this, the total first dose category may show a change from report to report not matching the total receiving their first dose from the previous day.** Persons receiving Johnson & Johnson vaccines will always be counted in the series completed column.

COVID-19 doses for vaccinated persons in Florida	
Doses administered	2,583,623
People receiving one dose of a 1-dose series (Johnson & Johnson) or receiving only one dose of a 2-dose series (Moderna, Pfizer) count once. Persons receiving both doses of a 2-dose series count twice.	

Current status of persons vaccinated for COVID-19 in Florida	
Total people vaccinated	1,556,145
First dose	359,734
Series completed	1,196,411
Completed 1-dose series	168,933
Completed 2-dose series	1,027,478
First dose: current number of people who have only received their first dose of the Moderna or Pfizer vaccine.	
Series complete: current number of people who have received both Moderna or Pfizer vaccine doses or one Johnson & Johnson dose and are considered fully immunized.	

Demographic summary	First dose	Series complete	Total people vaccinated
Age group	359,734	1,196,411	1,556,145
12-14 years	14,913	0	14,913
15-24 years	46,290	86,264	132,554
25-34 years	51,648	134,824	186,472
35-44 years	58,505	176,943	235,448
45-54 years	61,227	222,514	283,741
55-64 years	53,969	236,641	290,610
65-74 years	41,768	187,939	229,707
75-84 years	21,792	109,709	131,501
85+ years	9,622	41,577	51,199
Race	359,734	1,196,411	1,556,145
White	235,174	834,807	1,069,981
Black	23,868	73,486	97,354
American Indian/Alaskan	2,407	3,285	5,692
Other	48,363	135,222	183,585
Unknown	49,922	149,611	199,533
Other race includes Asian, native Hawaiian/Pacific Islander, or other.			
Ethnicity	359,734	1,196,411	1,556,145
Hispanic	200,322	599,020	799,342
Non-Hispanic	54,979	230,122	285,101
Unknown	104,433	367,269	471,702
Gender	359,734	1,196,411	1,556,145
Female	187,467	638,378	825,845
Male	170,108	555,705	725,813
Unknown	2,159	2,328	4,487



COVID-19: Desoto County vaccine summary

Vaccination data through May 31, 2021 as of Jun 1, 2021 at 12:05 AM

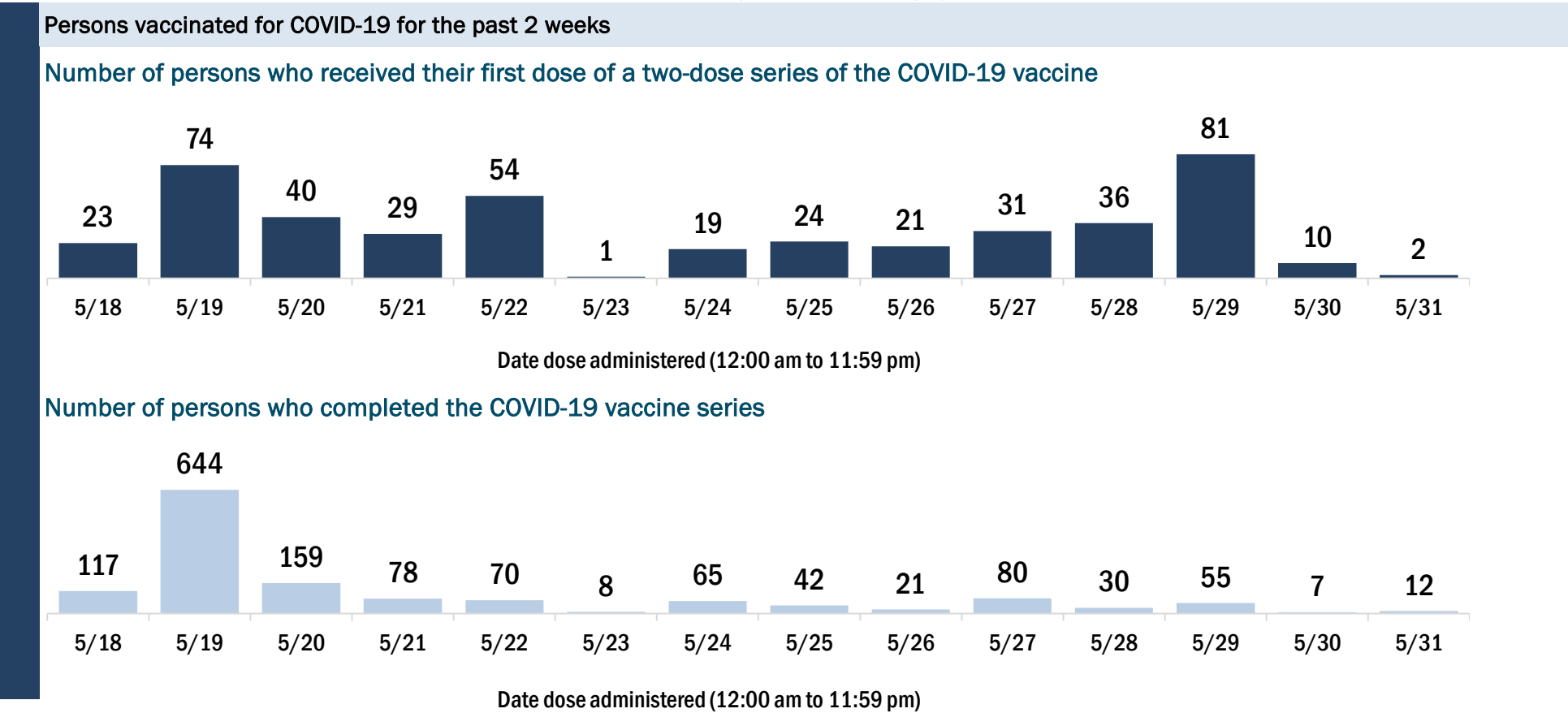
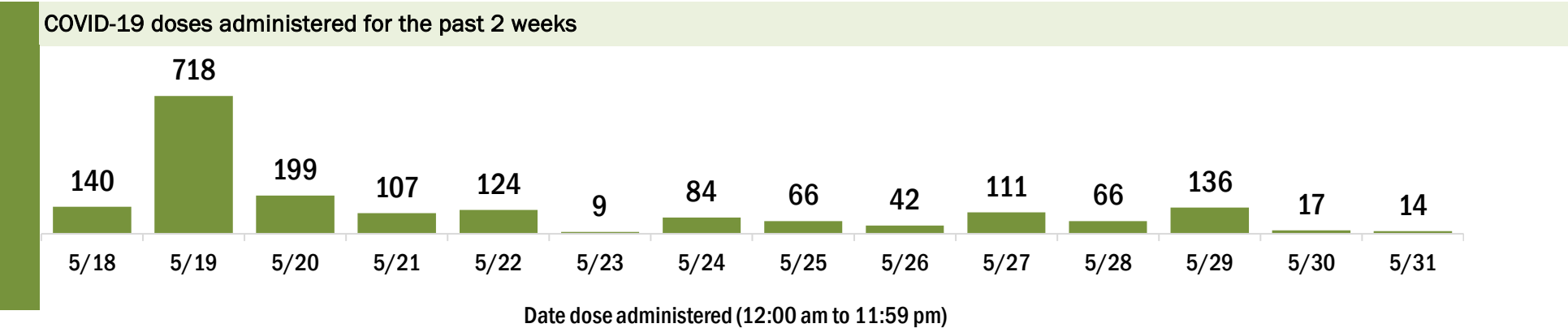
Data in this report are provisional and subject to change.

Data in this summary pertain to COVID-19 vaccines approved by the U.S. Food and Drug Administration and have been issued an Emergency Use Authorization (Janssen COVID-19 Vaccine, Moderna COVID-19 Vaccine and Pfizer-BioNTech COVID-19 Vaccine). These data summarize the number of people who have received either their first dose or have completed the series for a COVID-19 vaccine. **A person can only be counted in one category, first dose or series complete.** For persons receiving Moderna or Pfizer vaccines, once they receive their second dose, they are moved from the first dose column to the series completed column. **Because of this, the total first dose category may show a change from report to report not matching the total receiving their first dose from the previous day.** Persons receiving Johnson & Johnson vaccines will always be counted in the series completed column.

COVID-19 doses for vaccinated persons in Florida	
Doses administered	23,315
People receiving one dose of a 1-dose series (Johnson & Johnson) or receiving only one dose of a 2-dose series (Moderna, Pfizer) count once. Persons receiving both doses of a 2-dose series count twice.	

Current status of persons vaccinated for COVID-19 in Florida	
Total people vaccinated	13,755
First dose	3,303
Series completed	10,452
Completed 1-dose series	892
Completed 2-dose series	9,560
First dose: current number of people who have only received their first dose of the Moderna or Pfizer vaccine.	
Series complete: current number of people who have received both Moderna or Pfizer vaccine doses or one Johnson & Johnson dose and are considered fully immunized.	

Demographic summary	First dose	Series complete	Total people vaccinated
Age group	3,303	10,452	13,755
12-14 years	48	0	48
15-24 years	363	442	805
25-34 years	424	750	1,174
35-44 years	449	931	1,380
45-54 years	527	1,176	1,703
55-64 years	597	1,851	2,448
65-74 years	509	2,964	3,473
75-84 years	304	1,904	2,208
85+ years	82	434	516
Race	3,303	10,452	13,755
White	1,481	6,902	8,383
Black	200	722	922
American Indian/Alaskan	13	38	51
Other	925	1,600	2,525
Unknown	684	1,190	1,874
Other race includes Asian, native Hawaiian/Pacific Islander, or other.			
Ethnicity	3,303	10,452	13,755
Hispanic	1,182	1,790	2,972
Non-Hispanic	955	5,179	6,134
Unknown	1,166	3,483	4,649
Gender	3,303	10,452	13,755
Female	1,194	5,034	6,228
Male	2,109	5,417	7,526
Unknown	0	1	1



COVID-19: Dixie County vaccine summary

Vaccination data through May 31, 2021 as of Jun 1, 2021 at 12:05 AM

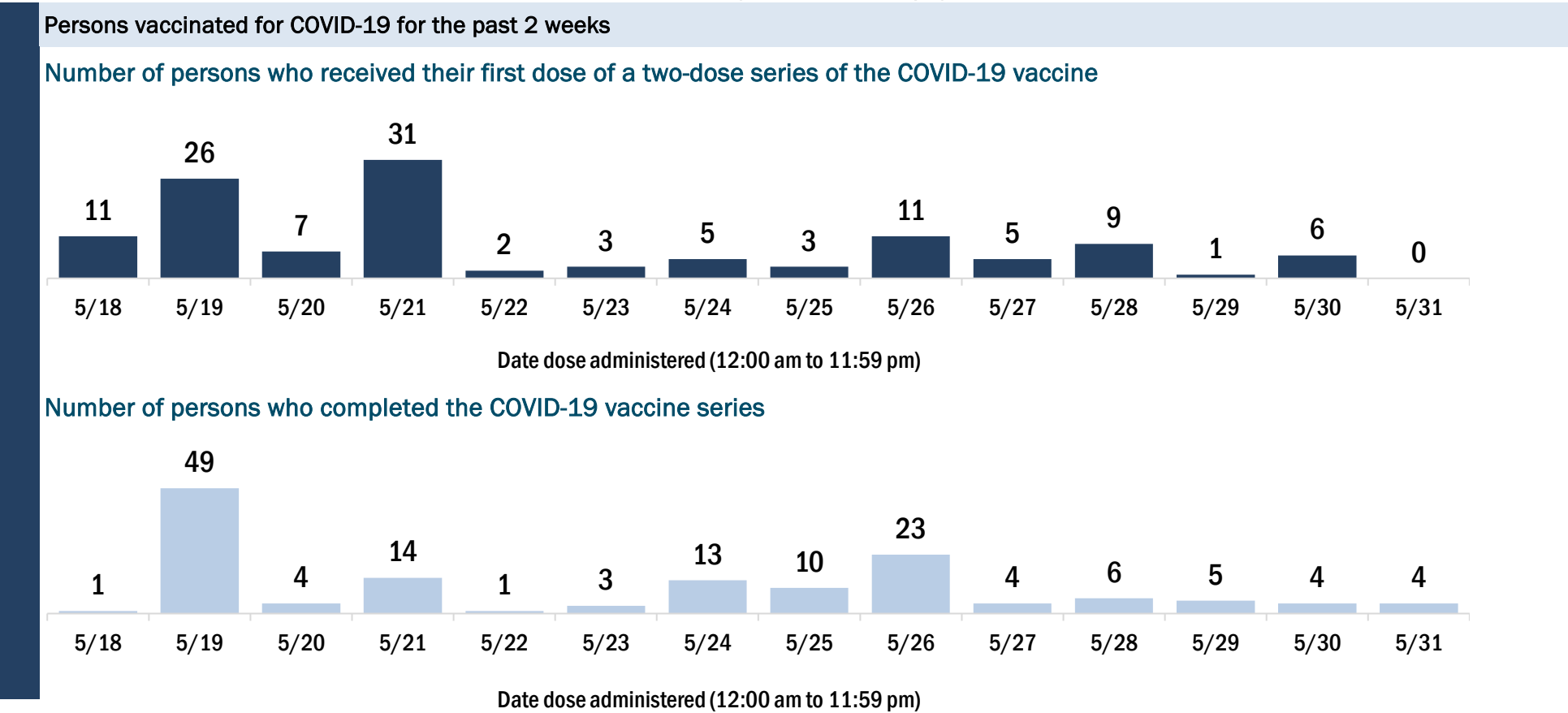
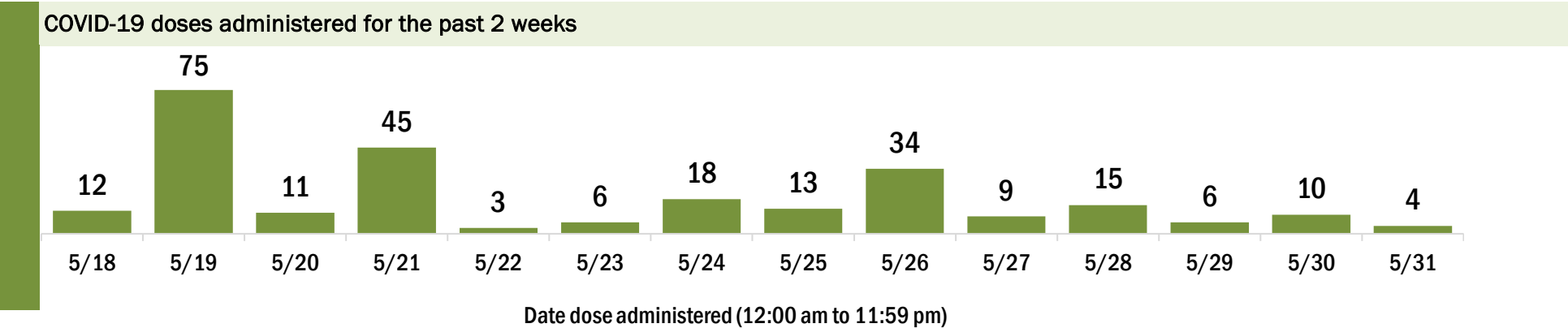
Data in this report are provisional and subject to change.

Data in this summary pertain to COVID-19 vaccines approved by the U.S. Food and Drug Administration and have been issued an Emergency Use Authorization (Janssen COVID-19 Vaccine, Moderna COVID-19 Vaccine and Pfizer-BioNTech COVID-19 Vaccine). These data summarize the number of people who have received either their first dose or have completed the series for a COVID-19 vaccine. **A person can only be counted in one category, first dose or series complete.** For persons receiving Moderna or Pfizer vaccines, once they receive their second dose, they are moved from the first dose column to the series completed column. **Because of this, the total first dose category may show a change from report to report not matching the total receiving their first dose from the previous day.** Persons receiving Johnson & Johnson vaccines will always be counted in the series completed column.

COVID-19 doses for vaccinated persons in Florida	
Doses administered	6,947
People receiving one dose of a 1-dose series (Johnson & Johnson) or receiving only one dose of a 2-dose series (Moderna, Pfizer) count once. Persons receiving both doses of a 2-dose series count twice.	

Current status of persons vaccinated for COVID-19 in Florida	
Total people vaccinated	4,178
First dose	951
Series completed	3,227
Completed 1-dose series	458
Completed 2-dose series	2,769
First dose: current number of people who have only received their first dose of the Moderna or Pfizer vaccine.	
Series complete: current number of people who have received both Moderna or Pfizer vaccine doses or one Johnson & Johnson dose and are considered fully immunized.	

Demographic summary	First dose	Series complete	Total people vaccinated
Age group	951	3,227	4,178
12-14 years	8	0	8
15-24 years	56	55	111
25-34 years	88	67	155
35-44 years	179	154	333
45-54 years	211	277	488
55-64 years	228	753	981
65-74 years	113	1,149	1,262
75-84 years	52	614	666
85+ years	16	158	174
Race	951	3,227	4,178
White	642	2,792	3,434
Black	210	161	371
American Indian/Alaskan	4	18	22
Other	67	91	158
Unknown	28	165	193
Other race includes Asian, native Hawaiian/Pacific Islander, or other.			
Ethnicity	951	3,227	4,178
Hispanic	58	70	128
Non-Hispanic	753	2,457	3,210
Unknown	140	700	840
Gender	951	3,227	4,178
Female	210	1,662	1,872
Male	741	1,565	2,306
Unknown	0	0	0



COVID-19: Duval County vaccine summary

Vaccination data through May 31, 2021 as of Jun 1, 2021 at 12:05 AM

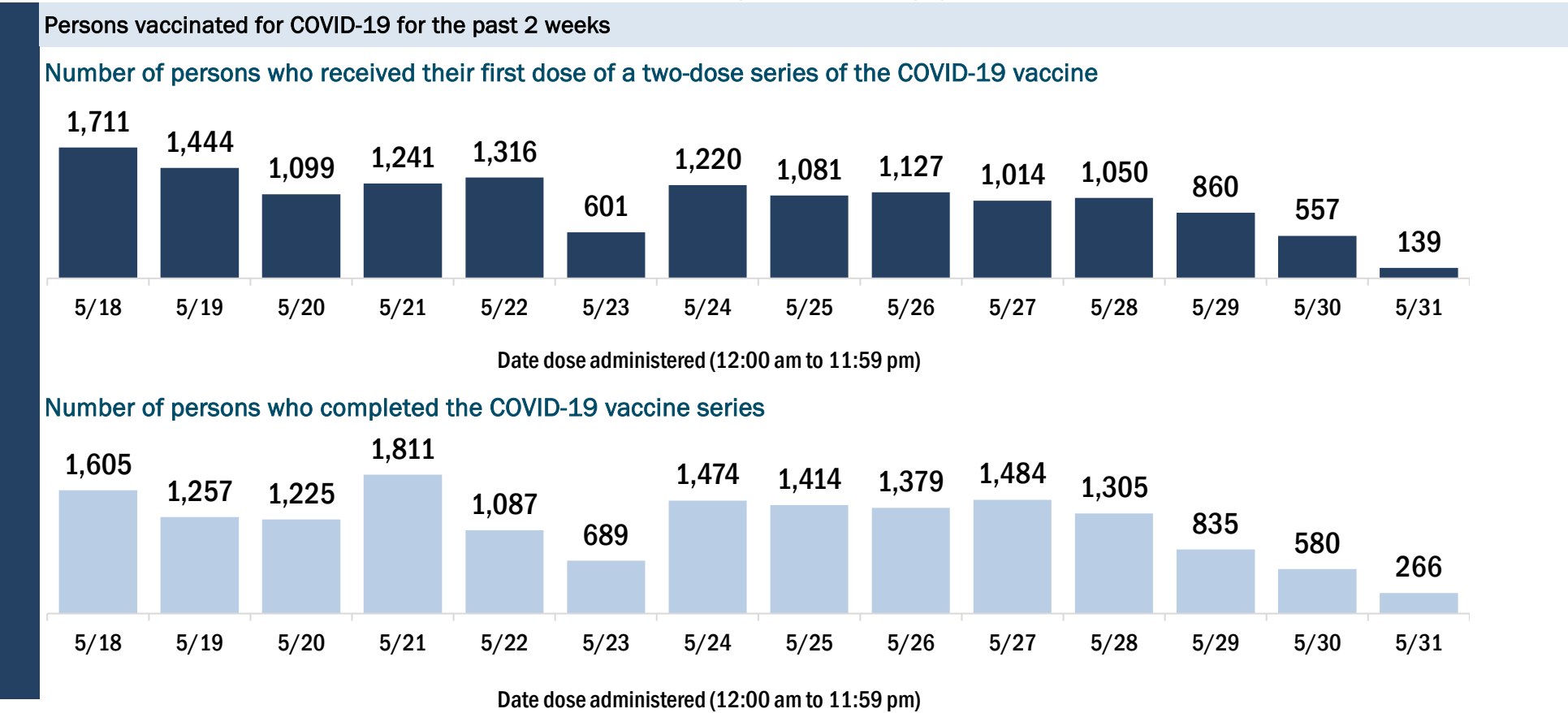
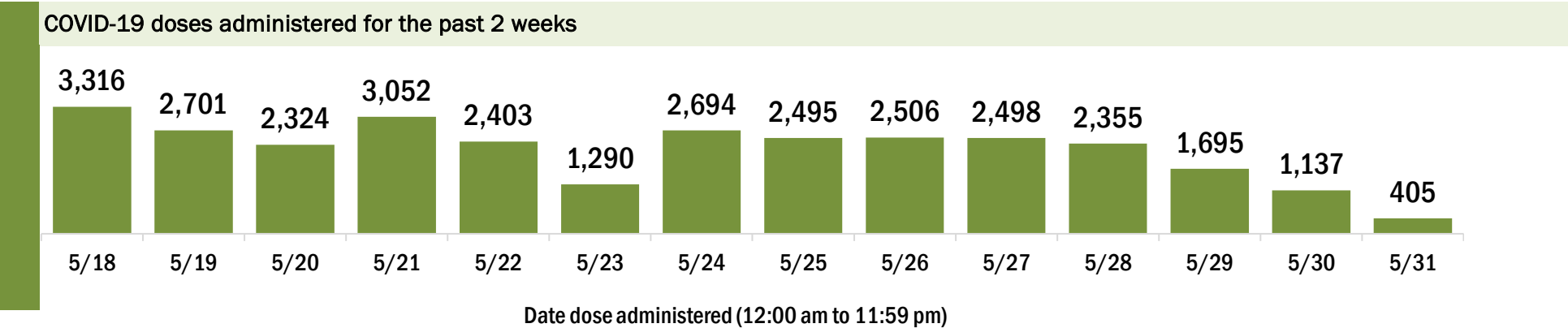
Data in this report are provisional and subject to change.

Data in this summary pertain to COVID-19 vaccines approved by the U.S. Food and Drug Administration and have been issued an Emergency Use Authorization (Janssen COVID-19 Vaccine, Moderna COVID-19 Vaccine and Pfizer-BioNTech COVID-19 Vaccine). These data summarize the number of people who have received either their first dose or have completed the series for a COVID-19 vaccine. **A person can only be counted in one category, first dose or series complete.** For persons receiving Moderna or Pfizer vaccines, once they receive their second dose, they are moved from the first dose column to the series completed column. **Because of this, the total first dose category may show a change from report to report not matching the total receiving their first dose from the previous day.** Persons receiving Johnson & Johnson vaccines will always be counted in the series completed column.

COVID-19 doses for vaccinated persons in Florida	
Doses administered	646,824
People receiving one dose of a 1-dose series (Johnson & Johnson) or receiving only one dose of a 2-dose series (Moderna, Pfizer) count once. Persons receiving both doses of a 2-dose series count twice.	

Current status of persons vaccinated for COVID-19 in Florida	
Total people vaccinated	370,576
First dose	64,392
Series completed	306,184
Completed 1-dose series	29,936
Completed 2-dose series	276,248
First dose: current number of people who have only received their first dose of the Moderna or Pfizer vaccine.	
Series complete: current number of people who have received both Moderna or Pfizer vaccine doses or one Johnson & Johnson dose and are considered fully immunized.	

Demographic summary	First dose	Series complete	Total people vaccinated
Age group	64,392	306,184	370,576
12-14 years	3,140	0	3,140
15-24 years	8,466	18,597	27,063
25-34 years	9,046	33,537	42,583
35-44 years	8,905	38,910	47,815
45-54 years	8,939	47,795	56,734
55-64 years	9,686	66,289	75,975
65-74 years	10,057	62,996	73,053
75-84 years	4,205	28,301	32,506
85+ years	1,948	9,759	11,707
Race	64,392	306,184	370,576
White	31,282	173,865	205,147
Black	11,166	50,619	61,785
American Indian/Alaskan	227	770	997
Other	9,846	40,549	50,395
Unknown	11,871	40,381	52,252
Other race includes Asian, native Hawaiian/Pacific Islander, or other.			
Ethnicity	64,392	306,184	370,576
Hispanic	5,517	18,809	24,326
Non-Hispanic	38,497	216,788	255,285
Unknown	20,378	70,587	90,965
Gender	64,392	306,184	370,576
Female	33,365	171,456	204,821
Male	28,568	134,520	163,088
Unknown	2,459	208	2,667



COVID-19: Escambia County vaccine summary

Vaccination data through May 31, 2021 as of Jun 1, 2021 at 12:05 AM

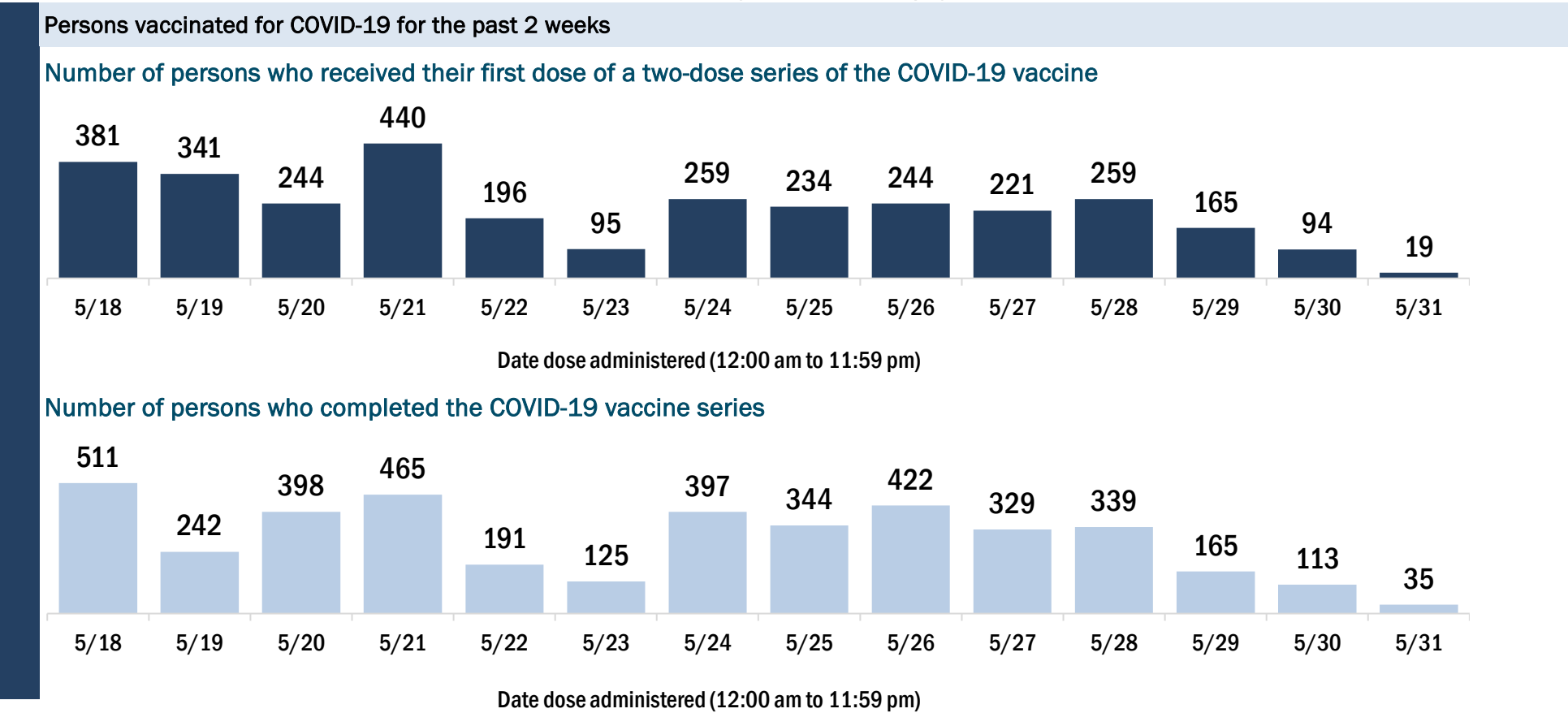
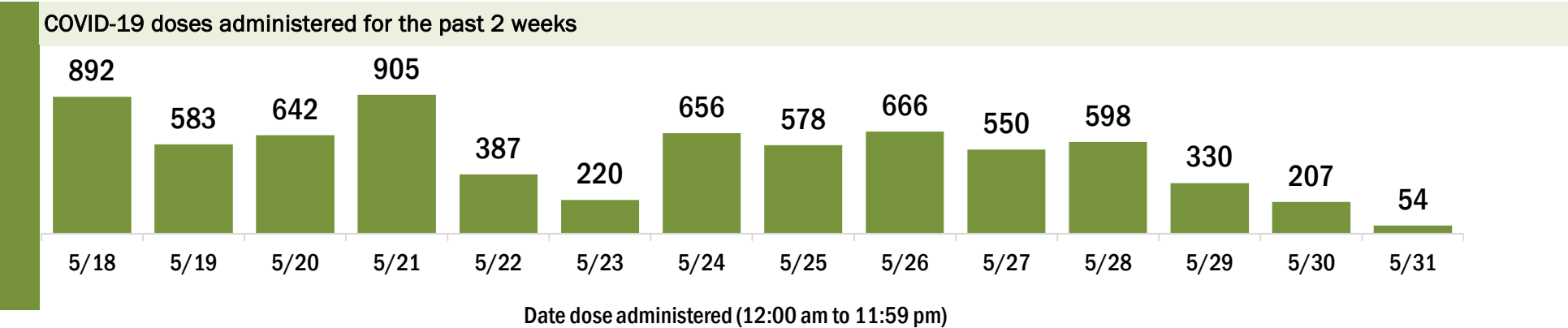
Data in this report are provisional and subject to change.

Data in this summary pertain to COVID-19 vaccines approved by the U.S. Food and Drug Administration and have been issued an Emergency Use Authorization (Janssen COVID-19 Vaccine, Moderna COVID-19 Vaccine and Pfizer-BioNTech COVID-19 Vaccine). These data summarize the number of people who have received either their first dose or have completed the series for a COVID-19 vaccine. **A person can only be counted in one category, first dose or series complete.** For persons receiving Moderna or Pfizer vaccines, once they receive their second dose, they are moved from the first dose column to the series completed column. **Because of this, the total first dose category may show a change from report to report not matching the total receiving their first dose from the previous day.** Persons receiving Johnson & Johnson vaccines will always be counted in the series completed column.

COVID-19 doses for vaccinated persons in Florida	
Doses administered	190,270
People receiving one dose of a 1-dose series (Johnson & Johnson) or receiving only one dose of a 2-dose series (Moderna, Pfizer) count once. Persons receiving both doses of a 2-dose series count twice.	

Current status of persons vaccinated for COVID-19 in Florida	
Total people vaccinated	109,086
First dose	18,981
Series completed	90,105
Completed 1-dose series	8,921
Completed 2-dose series	81,184
First dose: current number of people who have only received their first dose of the Moderna or Pfizer vaccine.	
Series complete: current number of people who have received both Moderna or Pfizer vaccine doses or one Johnson & Johnson dose and are considered fully immunized.	

Demographic summary	First dose	Series complete	Total people vaccinated
Age group	18,981	90,105	109,086
12-14 years	504	0	504
15-24 years	2,237	4,920	7,157
25-34 years	2,599	7,572	10,171
35-44 years	2,237	8,486	10,723
45-54 years	2,511	11,621	14,132
55-64 years	3,162	19,860	23,022
65-74 years	3,251	22,022	25,273
75-84 years	1,738	11,533	13,271
85+ years	742	4,091	4,833
Race	18,981	90,105	109,086
White	9,905	54,263	64,168
Black	2,973	13,091	16,064
American Indian/Alaskan	124	648	772
Other	1,919	8,652	10,571
Unknown	4,060	13,451	17,511
Other race includes Asian, native Hawaiian/Pacific Islander, or other.			
Ethnicity	18,981	90,105	109,086
Hispanic	841	2,843	3,684
Non-Hispanic	10,696	62,915	73,611
Unknown	7,444	24,347	31,791
Gender	18,981	90,105	109,086
Female	10,460	51,395	61,855
Male	8,468	38,603	47,071
Unknown	53	107	160



COVID-19: Flagler County vaccine summary

Vaccination data through May 31, 2021 as of Jun 1, 2021 at 12:05 AM

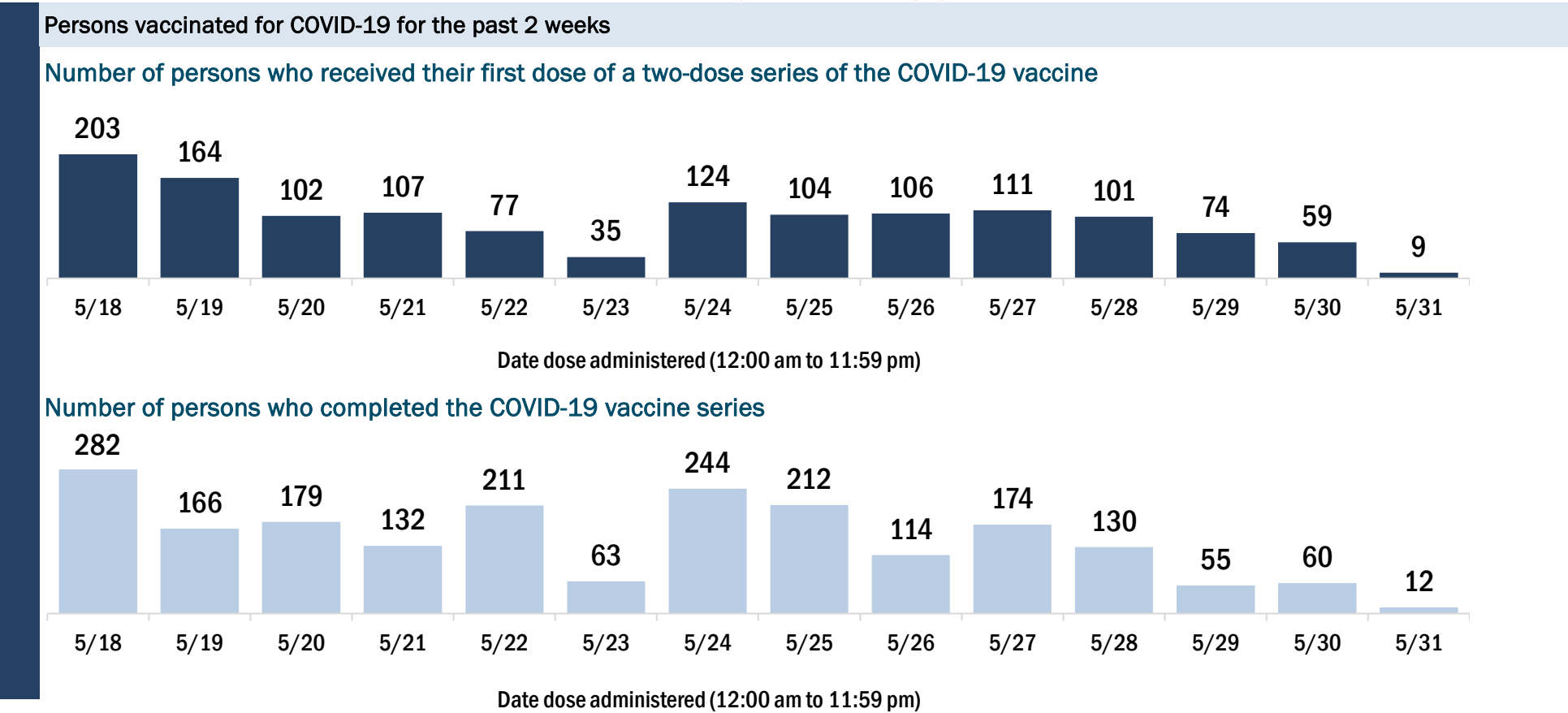
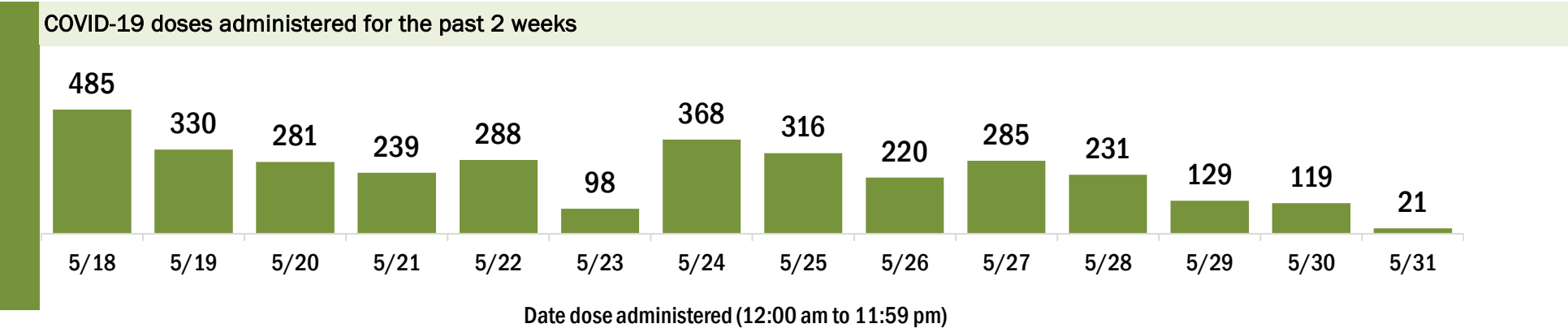
Data in this report are provisional and subject to change.

Data in this summary pertain to COVID-19 vaccines approved by the U.S. Food and Drug Administration and have been issued an Emergency Use Authorization (Janssen COVID-19 Vaccine, Moderna COVID-19 Vaccine and Pfizer-BioNTech COVID-19 Vaccine). These data summarize the number of people who have received either their first dose or have completed the series for a COVID-19 vaccine. **A person can only be counted in one category, first dose or series complete.** For persons receiving Moderna or Pfizer vaccines, once they receive their second dose, they are moved from the first dose column to the series completed column. **Because of this, the total first dose category may show a change from report to report not matching the total receiving their first dose from the previous day.** Persons receiving Johnson & Johnson vaccines will always be counted in the series completed column.

COVID-19 doses for vaccinated persons in Florida	
Doses administered	103,606
People receiving one dose of a 1-dose series (Johnson & Johnson) or receiving only one dose of a 2-dose series (Moderna, Pfizer) count once. Persons receiving both doses of a 2-dose series count twice.	

Current status of persons vaccinated for COVID-19 in Florida	
Total people vaccinated	57,776
First dose	8,640
Series completed	49,136
Completed 1-dose series	3,306
Completed 2-dose series	45,830
First dose: current number of people who have only received their first dose of the Moderna or Pfizer vaccine.	
Series complete: current number of people who have received both Moderna or Pfizer vaccine doses or one Johnson & Johnson dose and are considered fully immunized.	

Demographic summary	First dose	Series complete	Total people vaccinated
Age group	8,640	49,136	57,776
12-14 years	248	0	248
15-24 years	838	1,743	2,581
25-34 years	672	1,958	2,630
35-44 years	868	3,145	4,013
45-54 years	1,182	5,119	6,301
55-64 years	1,839	9,681	11,520
65-74 years	1,603	15,799	17,402
75-84 years	986	9,164	10,150
85+ years	404	2,527	2,931
Race	8,640	49,136	57,776
White	5,130	32,943	38,073
Black	647	3,287	3,934
American Indian/Alaskan	50	281	331
Other	916	4,489	5,405
Unknown	1,897	8,136	10,033
Other race includes Asian, native Hawaiian/Pacific Islander, or other.			
Ethnicity	8,640	49,136	57,776
Hispanic	901	3,334	4,235
Non-Hispanic	4,761	29,665	34,426
Unknown	2,978	16,137	19,115
Gender	8,640	49,136	57,776
Female	4,573	27,182	31,755
Male	3,999	21,712	25,711
Unknown	68	242	310



COVID-19: Franklin County vaccine summary

Vaccination data through May 31, 2021 as of Jun 1, 2021 at 12:05 AM

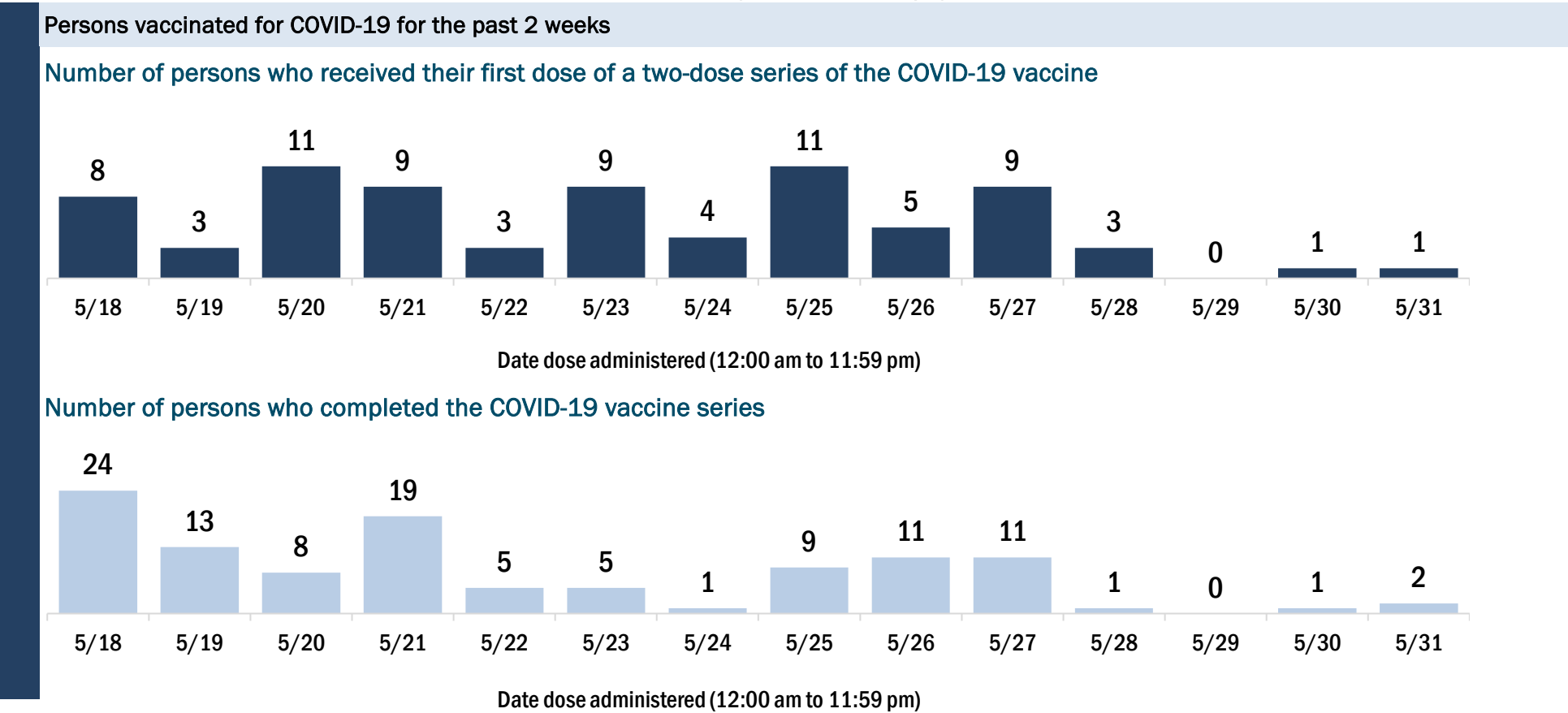
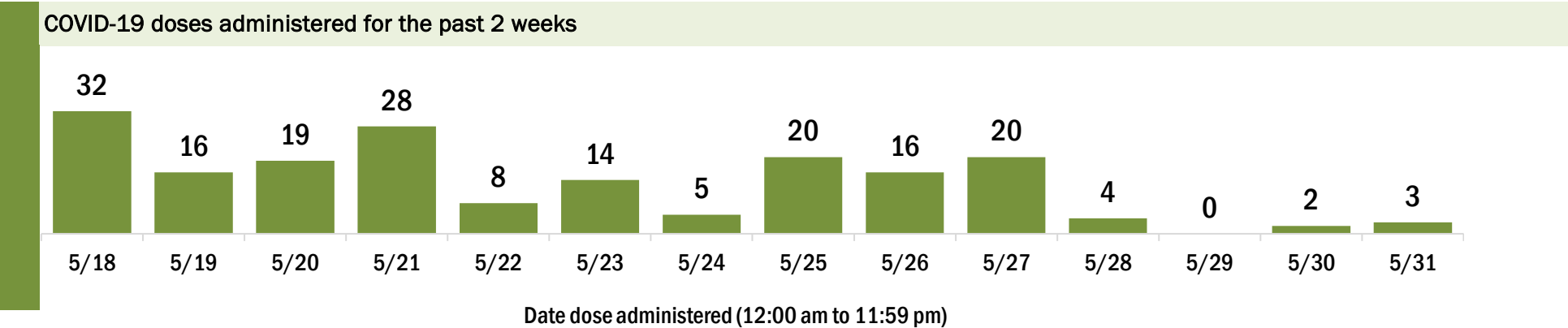
Data in this report are provisional and subject to change.

Data in this summary pertain to COVID-19 vaccines approved by the U.S. Food and Drug Administration and have been issued an Emergency Use Authorization (Janssen COVID-19 Vaccine, Moderna COVID-19 Vaccine and Pfizer-BioNTech COVID-19 Vaccine). These data summarize the number of people who have received either their first dose or have completed the series for a COVID-19 vaccine. **A person can only be counted in one category, first dose or series complete.** For persons receiving Moderna or Pfizer vaccines, once they receive their second dose, they are moved from the first dose column to the series completed column. **Because of this, the total first dose category may show a change from report to report not matching the total receiving their first dose from the previous day.** Persons receiving Johnson & Johnson vaccines will always be counted in the series completed column.

COVID-19 doses for vaccinated persons in Florida	
Doses administered	8,135
People receiving one dose of a 1-dose series (Johnson & Johnson) or receiving only one dose of a 2-dose series (Moderna, Pfizer) count once. Persons receiving both doses of a 2-dose series count twice.	

Current status of persons vaccinated for COVID-19 in Florida	
Total people vaccinated	4,391
First dose	498
Series completed	3,893
Completed 1-dose series	149
Completed 2-dose series	3,744
First dose: current number of people who have only received their first dose of the Moderna or Pfizer vaccine.	
Series complete: current number of people who have received both Moderna or Pfizer vaccine doses or one Johnson & Johnson dose and are considered fully immunized.	

Demographic summary	First dose	Series complete	Total people vaccinated
Age group	498	3,893	4,391
12-14 years	5	0	5
15-24 years	21	65	86
25-34 years	63	154	217
35-44 years	62	238	300
45-54 years	70	398	468
55-64 years	108	861	969
65-74 years	120	1,398	1,518
75-84 years	36	651	687
85+ years	13	128	141
Race	498	3,893	4,391
White	361	3,344	3,705
Black	71	294	365
American Indian/Alaskan	0	10	10
Other	35	154	189
Unknown	31	91	122
Other race includes Asian, native Hawaiian/Pacific Islander, or other.			
Ethnicity	498	3,893	4,391
Hispanic	15	57	72
Non-Hispanic	338	3,093	3,431
Unknown	145	743	888
Gender	498	3,893	4,391
Female	220	1,907	2,127
Male	278	1,986	2,264
Unknown	0	0	0



COVID-19: Gadsden County vaccine summary

Vaccination data through May 31, 2021 as of Jun 1, 2021 at 12:05 AM

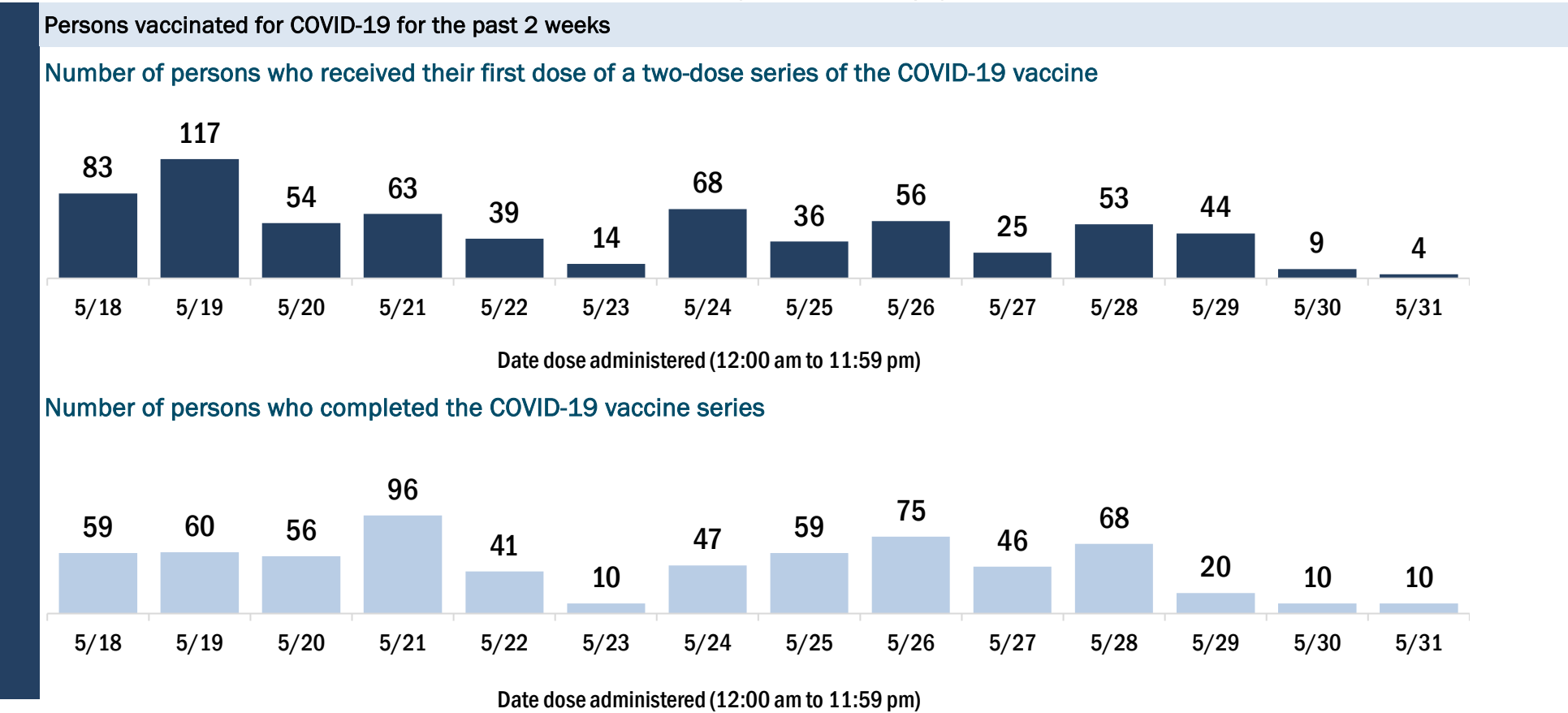
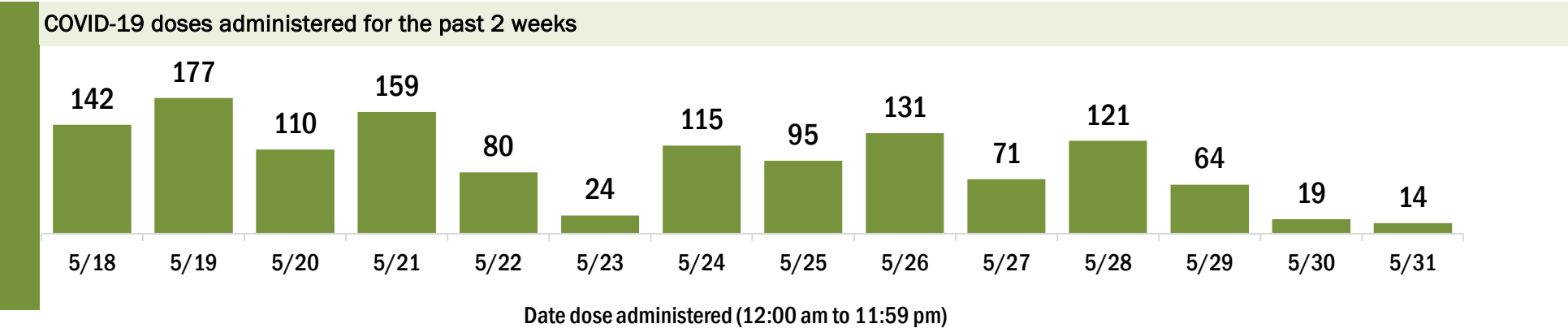
Data in this report are provisional and subject to change.

Data in this summary pertain to COVID-19 vaccines approved by the U.S. Food and Drug Administration and have been issued an Emergency Use Authorization (Janssen COVID-19 Vaccine, Moderna COVID-19 Vaccine and Pfizer-BioNTech COVID-19 Vaccine). These data summarize the number of people who have received either their first dose or have completed the series for a COVID-19 vaccine. **A person can only be counted in one category, first dose or series complete.** For persons receiving Moderna or Pfizer vaccines, once they receive their second dose, they are moved from the first dose column to the series completed column. **Because of this, the total first dose category may show a change from report to report not matching the total receiving their first dose from the previous day.** Persons receiving Johnson & Johnson vaccines will always be counted in the series completed column.

COVID-19 doses for vaccinated persons in Florida	
Doses administered	32,318
People receiving one dose of a 1-dose series (Johnson & Johnson) or receiving only one dose of a 2-dose series (Moderna, Pfizer) count once. Persons receiving both doses of a 2-dose series count twice.	

Current status of persons vaccinated for COVID-19 in Florida	
Total people vaccinated	18,487
First dose	2,745
Series completed	15,742
Completed 1-dose series	1,911
Completed 2-dose series	13,831
First dose: current number of people who have only received their first dose of the Moderna or Pfizer vaccine.	
Series complete: current number of people who have received both Moderna or Pfizer vaccine doses or one Johnson & Johnson dose and are considered fully immunized.	

Demographic summary	First dose	Series complete	Total people vaccinated
Age group	2,745	15,742	18,487
12-14 years	90	0	90
15-24 years	317	544	861
25-34 years	320	1,031	1,351
35-44 years	449	1,757	2,206
45-54 years	507	2,453	2,960
55-64 years	497	3,623	4,120
65-74 years	338	3,909	4,247
75-84 years	160	1,826	1,986
85+ years	67	599	666
Race	2,745	15,742	18,487
White	710	5,689	6,399
Black	1,293	6,902	8,195
American Indian/Alaskan	5	36	41
Other	399	2,115	2,514
Unknown	338	1,000	1,338
Other race includes Asian, native Hawaiian/Pacific Islander, or other.			
Ethnicity	2,745	15,742	18,487
Hispanic	347	1,028	1,375
Non-Hispanic	1,624	12,286	13,910
Unknown	774	2,428	3,202
Gender	2,745	15,742	18,487
Female	1,389	9,453	10,842
Male	1,356	6,289	7,645
Unknown	0	0	0



COVID-19: Gilchrist County vaccine summary

Vaccination data through May 31, 2021 as of Jun 1, 2021 at 12:05 AM

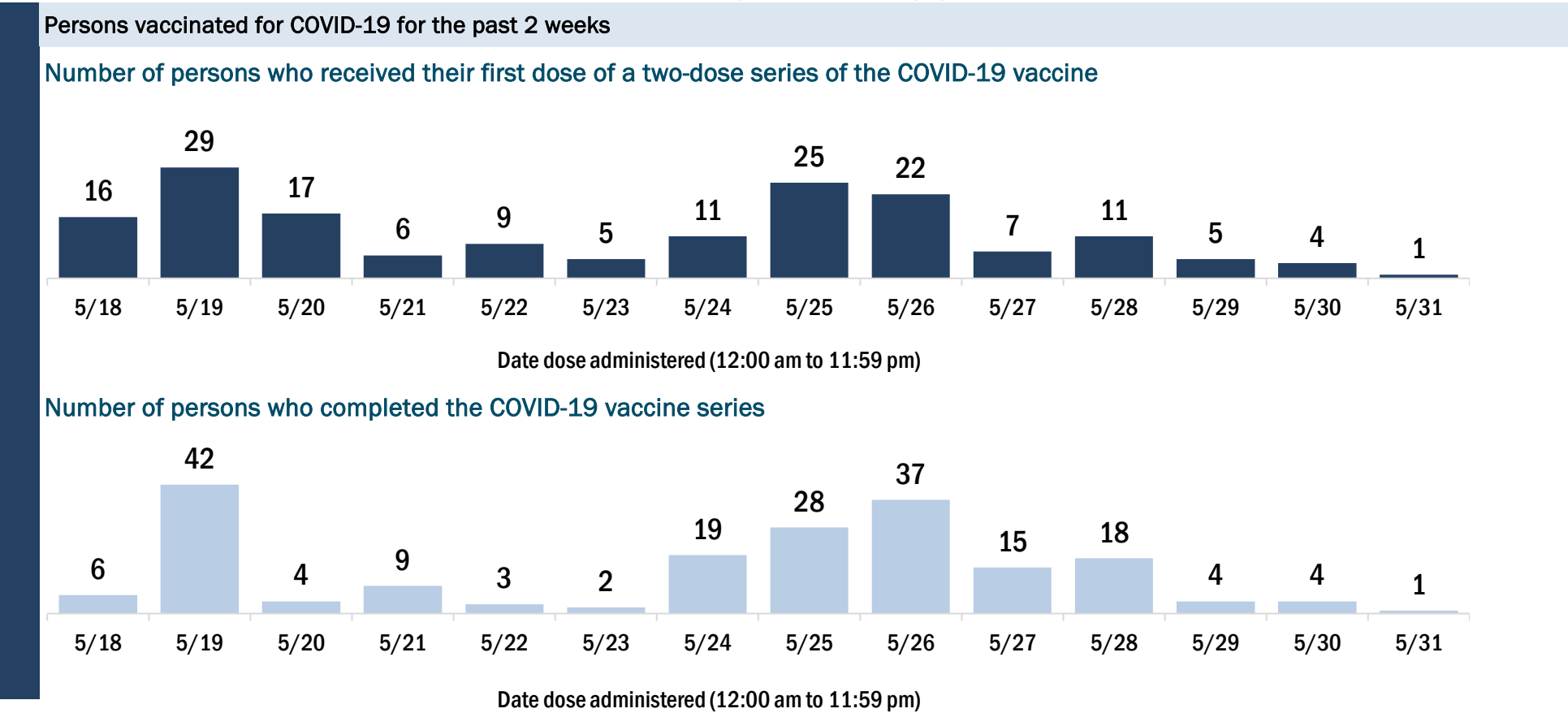
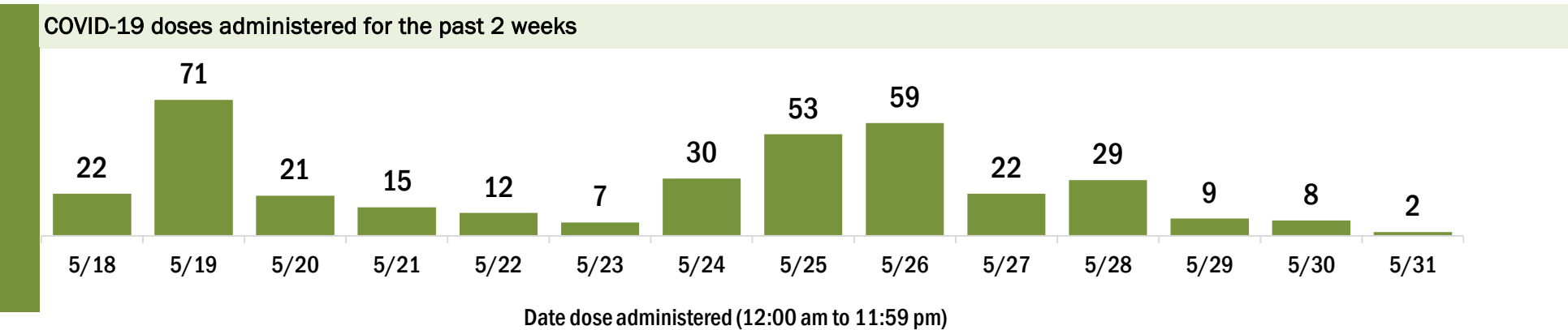
Data in this report are provisional and subject to change.

Data in this summary pertain to COVID-19 vaccines approved by the U.S. Food and Drug Administration and have been issued an Emergency Use Authorization (Janssen COVID-19 Vaccine, Moderna COVID-19 Vaccine and Pfizer-BioNTech COVID-19 Vaccine). These data summarize the number of people who have received either their first dose or have completed the series for a COVID-19 vaccine. **A person can only be counted in one category, first dose or series complete.** For persons receiving Moderna or Pfizer vaccines, once they receive their second dose, they are moved from the first dose column to the series completed column. **Because of this, the total first dose category may show a change from report to report not matching the total receiving their first dose from the previous day.** Persons receiving Johnson & Johnson vaccines will always be counted in the series completed column.

COVID-19 doses for vaccinated persons in Florida	
Doses administered	8,009
People receiving one dose of a 1-dose series (Johnson & Johnson) or receiving only one dose of a 2-dose series (Moderna, Pfizer) count once. Persons receiving both doses of a 2-dose series count twice.	

Current status of persons vaccinated for COVID-19 in Florida	
Total people vaccinated	4,596
First dose	644
Series completed	3,952
Completed 1-dose series	539
Completed 2-dose series	3,413
First dose: current number of people who have only received their first dose of the Moderna or Pfizer vaccine.	
Series complete: current number of people who have received both Moderna or Pfizer vaccine doses or one Johnson & Johnson dose and are considered fully immunized.	

Demographic summary	First dose	Series complete	Total people vaccinated
Age group	644	3,952	4,596
12-14 years	26	0	26
15-24 years	62	125	187
25-34 years	53	182	235
35-44 years	93	268	361
45-54 years	87	468	555
55-64 years	140	859	999
65-74 years	130	1,174	1,304
75-84 years	35	663	698
85+ years	18	213	231
Race	644	3,952	4,596
White	496	2,947	3,443
Black	19	93	112
American Indian/Alaskan	4	16	20
Other	48	274	322
Unknown	77	622	699
Other race includes Asian, native Hawaiian/Pacific Islander, or other.			
Ethnicity	644	3,952	4,596
Hispanic	32	135	167
Non-Hispanic	353	1,927	2,280
Unknown	259	1,890	2,149
Gender	644	3,952	4,596
Female	362	2,173	2,535
Male	282	1,777	2,059
Unknown	0	2	2



COVID-19: Glades County vaccine summary

Vaccination data through May 31, 2021 as of Jun 1, 2021 at 12:05 AM

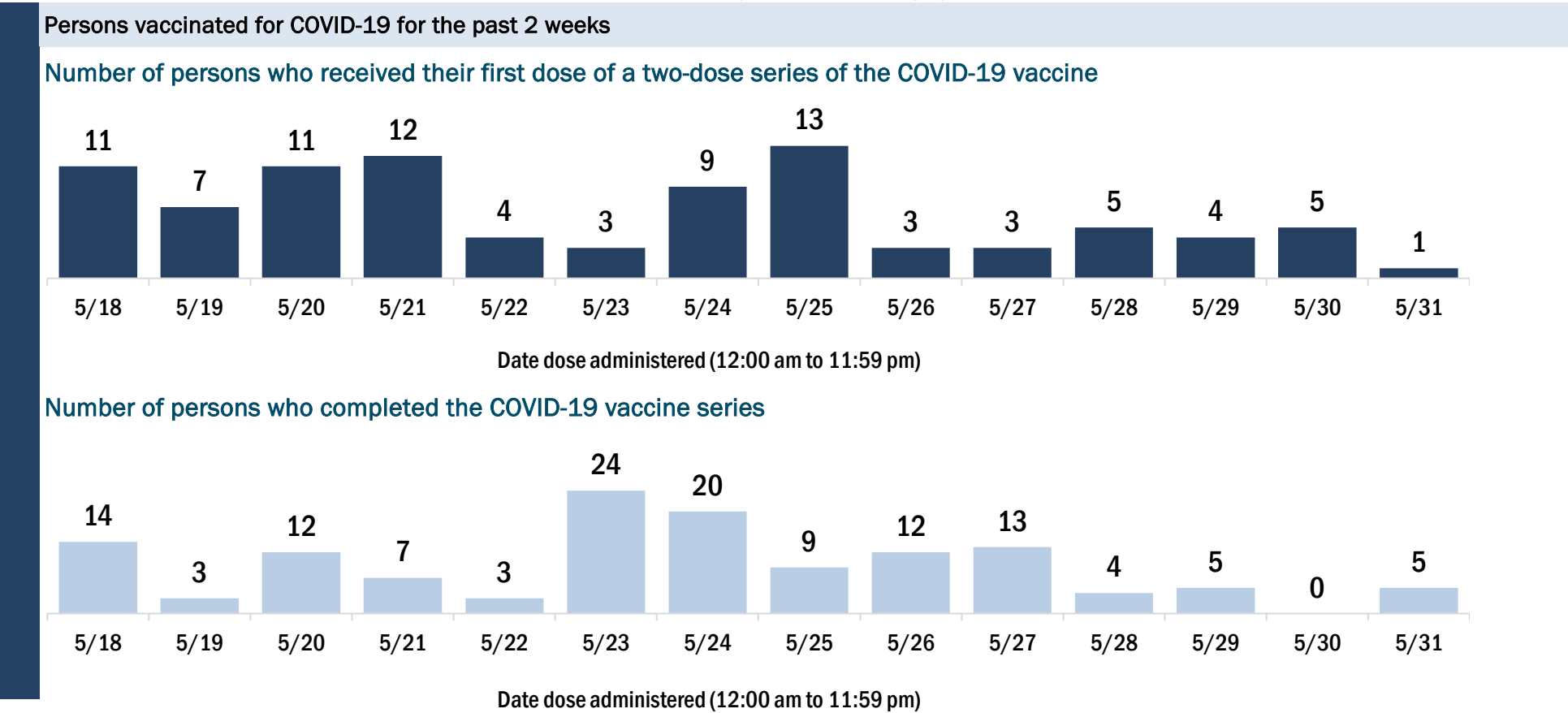
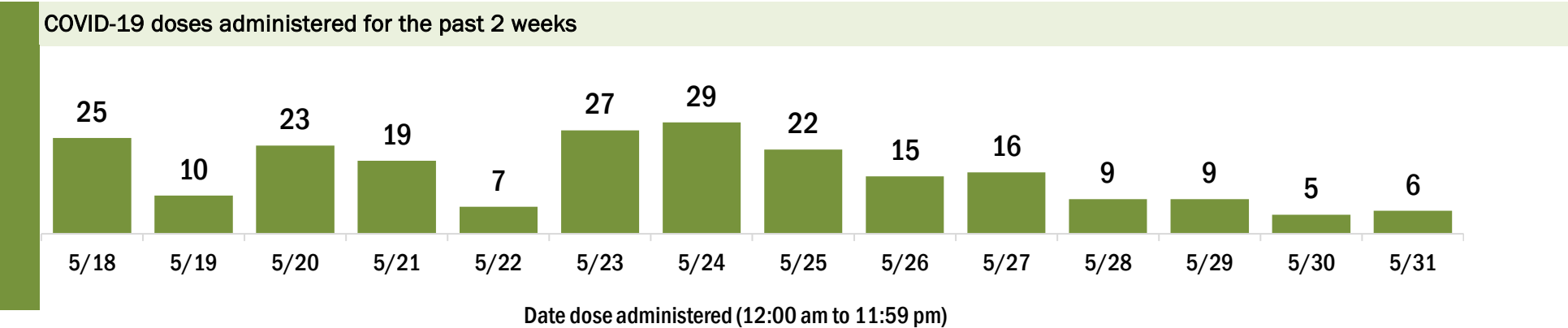
Data in this report are provisional and subject to change.

Data in this summary pertain to COVID-19 vaccines approved by the U.S. Food and Drug Administration and have been issued an Emergency Use Authorization (Janssen COVID-19 Vaccine, Moderna COVID-19 Vaccine and Pfizer-BioNTech COVID-19 Vaccine). These data summarize the number of people who have received either their first dose or have completed the series for a COVID-19 vaccine. **A person can only be counted in one category, first dose or series complete.** For persons receiving Moderna or Pfizer vaccines, once they receive their second dose, they are moved from the first dose column to the series completed column. **Because of this, the total first dose category may show a change from report to report not matching the total receiving their first dose from the previous day.** Persons receiving Johnson & Johnson vaccines will always be counted in the series completed column.

COVID-19 doses for vaccinated persons in Florida	
Doses administered	8,343
People receiving one dose of a 1-dose series (Johnson & Johnson) or receiving only one dose of a 2-dose series (Moderna, Pfizer) count once. Persons receiving both doses of a 2-dose series count twice.	

Current status of persons vaccinated for COVID-19 in Florida	
Total people vaccinated	4,761
First dose	624
Series completed	4,137
Completed 1-dose series	555
Completed 2-dose series	3,582
First dose: current number of people who have only received their first dose of the Moderna or Pfizer vaccine.	
Series complete: current number of people who have received both Moderna or Pfizer vaccine doses or one Johnson & Johnson dose and are considered fully immunized.	

Demographic summary	First dose	Series complete	Total people vaccinated
Age group	624	4,137	4,761
12-14 years	7	0	7
15-24 years	84	203	287
25-34 years	124	331	455
35-44 years	82	266	348
45-54 years	91	325	416
55-64 years	103	657	760
65-74 years	67	1,334	1,401
75-84 years	53	847	900
85+ years	13	174	187
Race	624	4,137	4,761
White	497	3,215	3,712
Black	21	146	167
American Indian/Alaskan	2	24	26
Other	46	268	314
Unknown	58	484	542
Other race includes Asian, native Hawaiian/Pacific Islander, or other.			
Ethnicity	624	4,137	4,761
Hispanic	265	756	1,021
Non-Hispanic	211	1,940	2,151
Unknown	148	1,441	1,589
Gender	624	4,137	4,761
Female	221	1,813	2,034
Male	402	2,323	2,725
Unknown	1	1	2



COVID-19: Gulf County vaccine summary

Vaccination data through May 31, 2021 as of Jun 1, 2021 at 12:05 AM

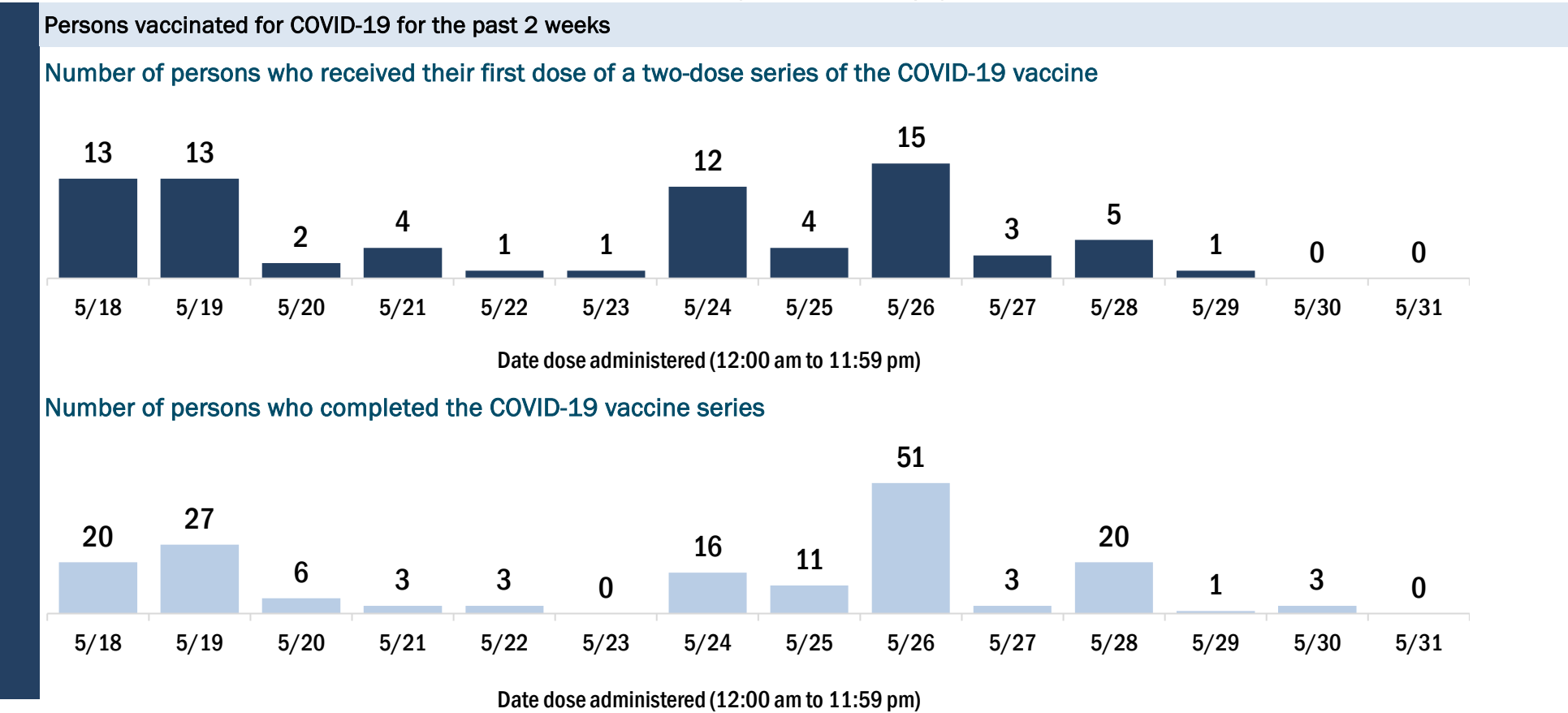
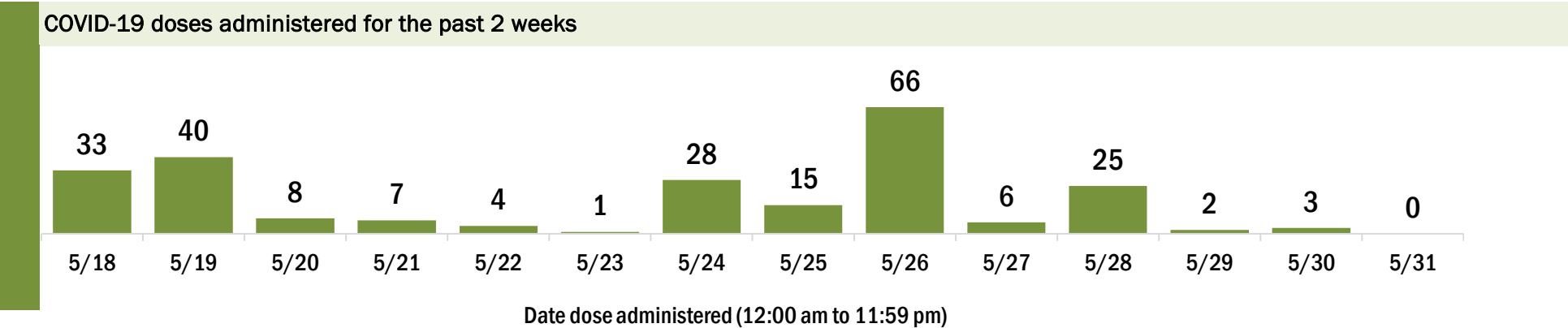
Data in this report are provisional and subject to change.

Data in this summary pertain to COVID-19 vaccines approved by the U.S. Food and Drug Administration and have been issued an Emergency Use Authorization (Janssen COVID-19 Vaccine, Moderna COVID-19 Vaccine and Pfizer-BioNTech COVID-19 Vaccine). These data summarize the number of people who have received either their first dose or have completed the series for a COVID-19 vaccine. **A person can only be counted in one category, first dose or series complete.** For persons receiving Moderna or Pfizer vaccines, once they receive their second dose, they are moved from the first dose column to the series completed column. **Because of this, the total first dose category may show a change from report to report not matching the total receiving their first dose from the previous day.** Persons receiving Johnson & Johnson vaccines will always be counted in the series completed column.

COVID-19 doses for vaccinated persons in Florida	
Doses administered	8,468
People receiving one dose of a 1-dose series (Johnson & Johnson) or receiving only one dose of a 2-dose series (Moderna, Pfizer) count once. Persons receiving both doses of a 2-dose series count twice.	

Current status of persons vaccinated for COVID-19 in Florida	
Total people vaccinated	4,746
First dose	752
Series completed	3,994
Completed 1-dose series	272
Completed 2-dose series	3,722
First dose: current number of people who have only received their first dose of the Moderna or Pfizer vaccine.	
Series complete: current number of people who have received both Moderna or Pfizer vaccine doses or one Johnson & Johnson dose and are considered fully immunized.	

Demographic summary	First dose	Series complete	Total people vaccinated
Age group	752	3,994	4,746
12-14 years	5	0	5
15-24 years	50	92	142
25-34 years	108	156	264
35-44 years	124	231	355
45-54 years	129	429	558
55-64 years	157	780	937
65-74 years	113	1,435	1,548
75-84 years	58	688	746
85+ years	8	183	191
Race	752	3,994	4,746
White	535	3,384	3,919
Black	157	398	555
American Indian/Alaskan	2	13	15
Other	44	132	176
Unknown	14	67	81
Other race includes Asian, native Hawaiian/Pacific Islander, or other.			
Ethnicity	752	3,994	4,746
Hispanic	12	56	68
Non-Hispanic	376	3,290	3,666
Unknown	364	648	1,012
Gender	752	3,994	4,746
Female	307	1,994	2,301
Male	445	2,000	2,445
Unknown	0	0	0



COVID-19: Hamilton County vaccine summary

Vaccination data through May 31, 2021 as of Jun 1, 2021 at 12:05 AM

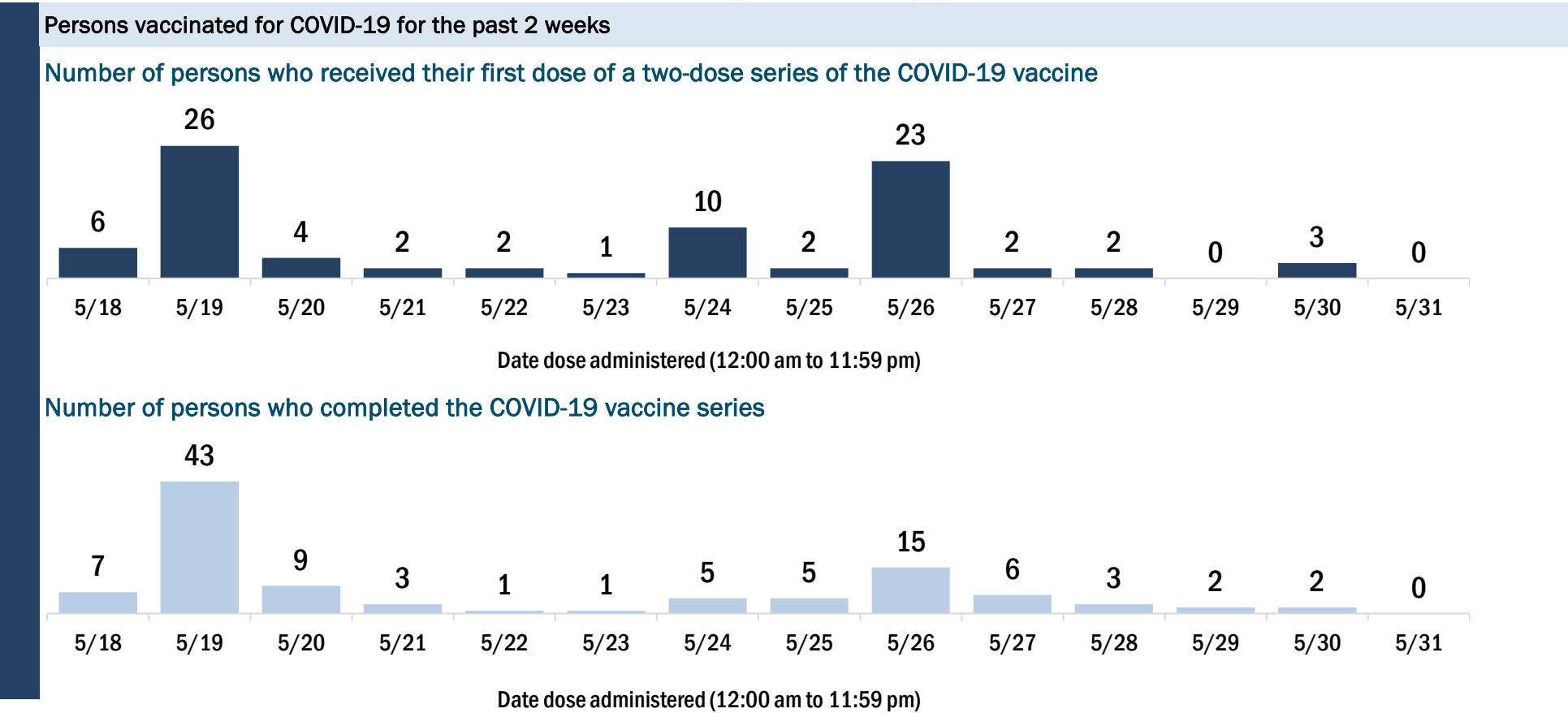
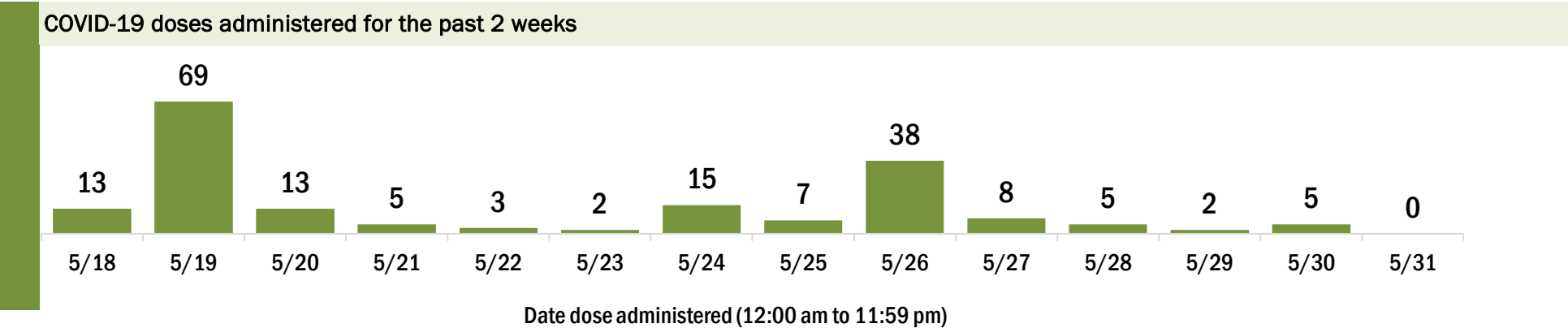
Data in this report are provisional and subject to change.

Data in this summary pertain to COVID-19 vaccines approved by the U.S. Food and Drug Administration and have been issued an Emergency Use Authorization (Janssen COVID-19 Vaccine, Moderna COVID-19 Vaccine and Pfizer-BioNTech COVID-19 Vaccine). These data summarize the number of people who have received either their first dose or have completed the series for a COVID-19 vaccine. **A person can only be counted in one category, first dose or series complete.** For persons receiving Moderna or Pfizer vaccines, once they receive their second dose, they are moved from the first dose column to the series completed column. **Because of this, the total first dose category may show a change from report to report not matching the total receiving their first dose from the previous day.** Persons receiving Johnson & Johnson vaccines will always be counted in the series completed column.

COVID-19 doses for vaccinated persons in Florida	
Doses administered	6,127
People receiving one dose of a 1-dose series (Johnson & Johnson) or receiving only one dose of a 2-dose series (Moderna, Pfizer) count once. Persons receiving both doses of a 2-dose series count twice.	

Current status of persons vaccinated for COVID-19 in Florida	
Total people vaccinated	3,383
First dose	400
Series completed	2,983
Completed 1-dose series	239
Completed 2-dose series	2,744
First dose: current number of people who have only received their first dose of the Moderna or Pfizer vaccine.	
Series complete: current number of people who have received both Moderna or Pfizer vaccine doses or one Johnson & Johnson dose and are considered fully immunized.	

Demographic summary	First dose	Series complete	Total people vaccinated
Age group	400	2,983	3,383
12-14 years	7	0	7
15-24 years	39	68	107
25-34 years	58	161	219
35-44 years	75	231	306
45-54 years	69	352	421
55-64 years	81	672	753
65-74 years	42	931	973
75-84 years	17	443	460
85+ years	12	125	137
Race	400	2,983	3,383
White	187	1,708	1,895
Black	163	822	985
American Indian/Alaskan	2	7	9
Other	28	211	239
Unknown	20	235	255
Other race includes Asian, native Hawaiian/Pacific Islander, or other.			
Ethnicity	400	2,983	3,383
Hispanic	24	118	142
Non-Hispanic	267	1,929	2,196
Unknown	109	936	1,045
Gender	400	2,983	3,383
Female	156	1,477	1,633
Male	244	1,506	1,750
Unknown	0	0	0



COVID-19: Hardee County vaccine summary

Vaccination data through May 31, 2021 as of Jun 1, 2021 at 12:05 AM

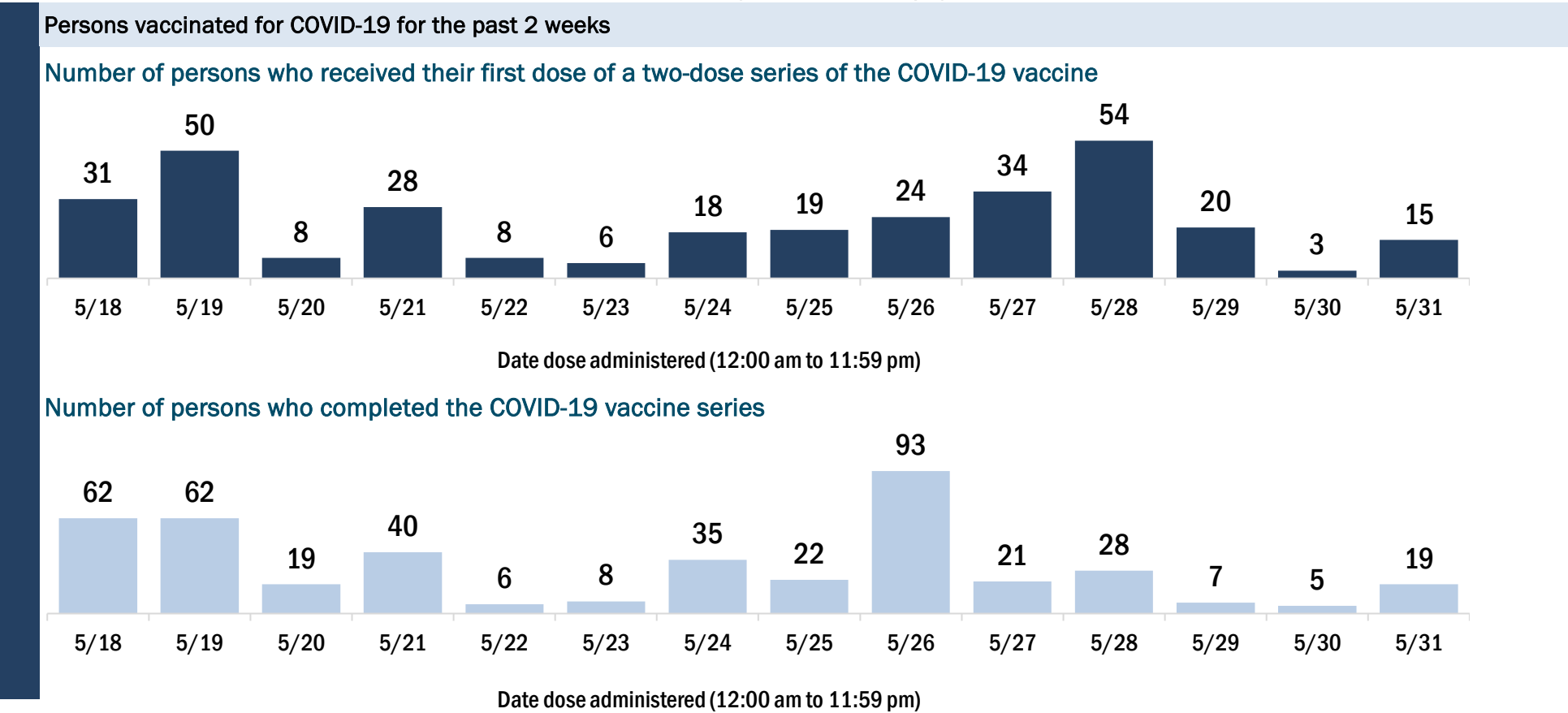
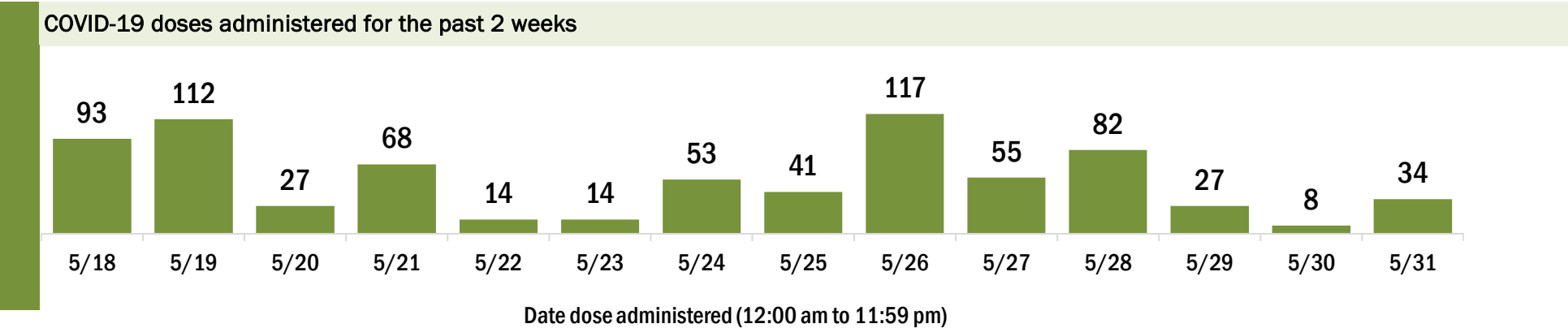
Data in this report are provisional and subject to change.

Data in this summary pertain to COVID-19 vaccines approved by the U.S. Food and Drug Administration and have been issued an Emergency Use Authorization (Janssen COVID-19 Vaccine, Moderna COVID-19 Vaccine and Pfizer-BioNTech COVID-19 Vaccine). These data summarize the number of people who have received either their first dose or have completed the series for a COVID-19 vaccine. **A person can only be counted in one category, first dose or series complete.** For persons receiving Moderna or Pfizer vaccines, once they receive their second dose, they are moved from the first dose column to the series completed column. **Because of this, the total first dose category may show a change from report to report not matching the total receiving their first dose from the previous day.** Persons receiving Johnson & Johnson vaccines will always be counted in the series completed column.

COVID-19 doses for vaccinated persons in Florida	
Doses administered	12,883
People receiving one dose of a 1-dose series (Johnson & Johnson) or receiving only one dose of a 2-dose series (Moderna, Pfizer) count once. Persons receiving both doses of a 2-dose series count twice.	

Current status of persons vaccinated for COVID-19 in Florida	
Total people vaccinated	7,541
First dose	1,702
Series completed	5,839
Completed 1-dose series	497
Completed 2-dose series	5,342
First dose: current number of people who have only received their first dose of the Moderna or Pfizer vaccine.	
Series complete: current number of people who have received both Moderna or Pfizer vaccine doses or one Johnson & Johnson dose and are considered fully immunized.	

Demographic summary	First dose	Series complete	Total people vaccinated
Age group	1,702	5,839	7,541
12-14 years	38	0	38
15-24 years	145	289	434
25-34 years	216	453	669
35-44 years	296	478	774
45-54 years	341	709	1,050
55-64 years	341	1,043	1,384
65-74 years	213	1,564	1,777
75-84 years	89	1,018	1,107
85+ years	23	285	308
Race	1,702	5,839	7,541
White	1,065	4,702	5,767
Black	325	243	568
American Indian/Alaskan	3	30	33
Other	247	601	848
Unknown	62	263	325
Other race includes Asian, native Hawaiian/Pacific Islander, or other.			
Ethnicity	1,702	5,839	7,541
Hispanic	420	1,471	1,891
Non-Hispanic	939	3,678	4,617
Unknown	343	690	1,033
Gender	1,702	5,839	7,541
Female	588	2,940	3,528
Male	1,113	2,897	4,010
Unknown	1	2	3



COVID-19: Hendry County vaccine summary

Vaccination data through May 31, 2021 as of Jun 1, 2021 at 12:05 AM

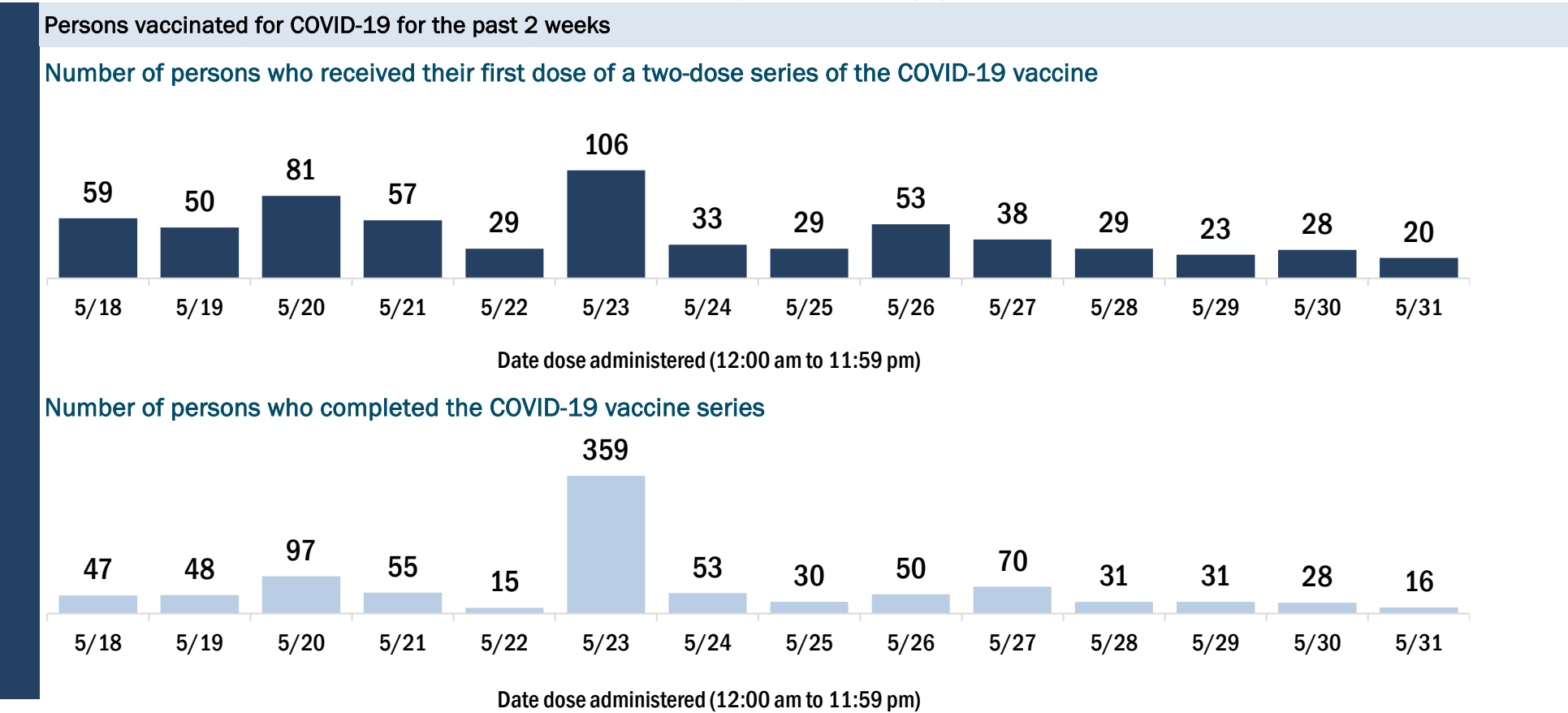
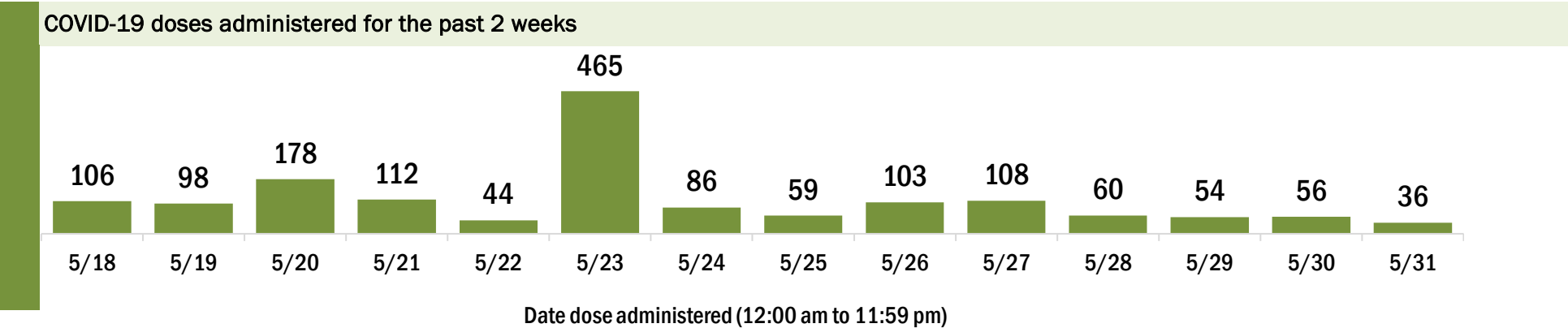
Data in this report are provisional and subject to change.

Data in this summary pertain to COVID-19 vaccines approved by the U.S. Food and Drug Administration and have been issued an Emergency Use Authorization (Janssen COVID-19 Vaccine, Moderna COVID-19 Vaccine and Pfizer-BioNTech COVID-19 Vaccine). These data summarize the number of people who have received either their first dose or have completed the series for a COVID-19 vaccine. **A person can only be counted in one category, first dose or series complete.** For persons receiving Moderna or Pfizer vaccines, once they receive their second dose, they are moved from the first dose column to the series completed column. **Because of this, the total first dose category may show a change from report to report not matching the total receiving their first dose from the previous day.** Persons receiving Johnson & Johnson vaccines will always be counted in the series completed column.

COVID-19 doses for vaccinated persons in Florida	
Doses administered	21,592
People receiving one dose of a 1-dose series (Johnson & Johnson) or receiving only one dose of a 2-dose series (Moderna, Pfizer) count once. Persons receiving both doses of a 2-dose series count twice.	

Current status of persons vaccinated for COVID-19 in Florida	
Total people vaccinated	12,764
First dose	2,379
Series completed	10,385
Completed 1-dose series	1,557
Completed 2-dose series	8,828
First dose: current number of people who have only received their first dose of the Moderna or Pfizer vaccine.	
Series complete: current number of people who have received both Moderna or Pfizer vaccine doses or one Johnson & Johnson dose and are considered fully immunized.	

Demographic summary	First dose	Series complete	Total people vaccinated
Age group	2,379	10,385	12,764
12-14 years	43	0	43
15-24 years	349	760	1,109
25-34 years	362	1,173	1,535
35-44 years	386	1,170	1,556
45-54 years	418	1,599	2,017
55-64 years	446	2,121	2,567
65-74 years	206	2,166	2,372
75-84 years	119	1,084	1,203
85+ years	50	312	362
Race	2,379	10,385	12,764
White	1,567	7,218	8,785
Black	144	683	827
American Indian/Alaskan	3	23	26
Other	439	1,570	2,009
Unknown	226	891	1,117
Other race includes Asian, native Hawaiian/Pacific Islander, or other.			
Ethnicity	2,379	10,385	12,764
Hispanic	1,171	4,285	5,456
Non-Hispanic	597	3,441	4,038
Unknown	611	2,659	3,270
Gender	2,379	10,385	12,764
Female	1,137	4,721	5,858
Male	1,241	5,661	6,902
Unknown	1	3	4



COVID-19: Hernando County vaccine summary

Vaccination data through May 31, 2021 as of Jun 1, 2021 at 12:05 AM

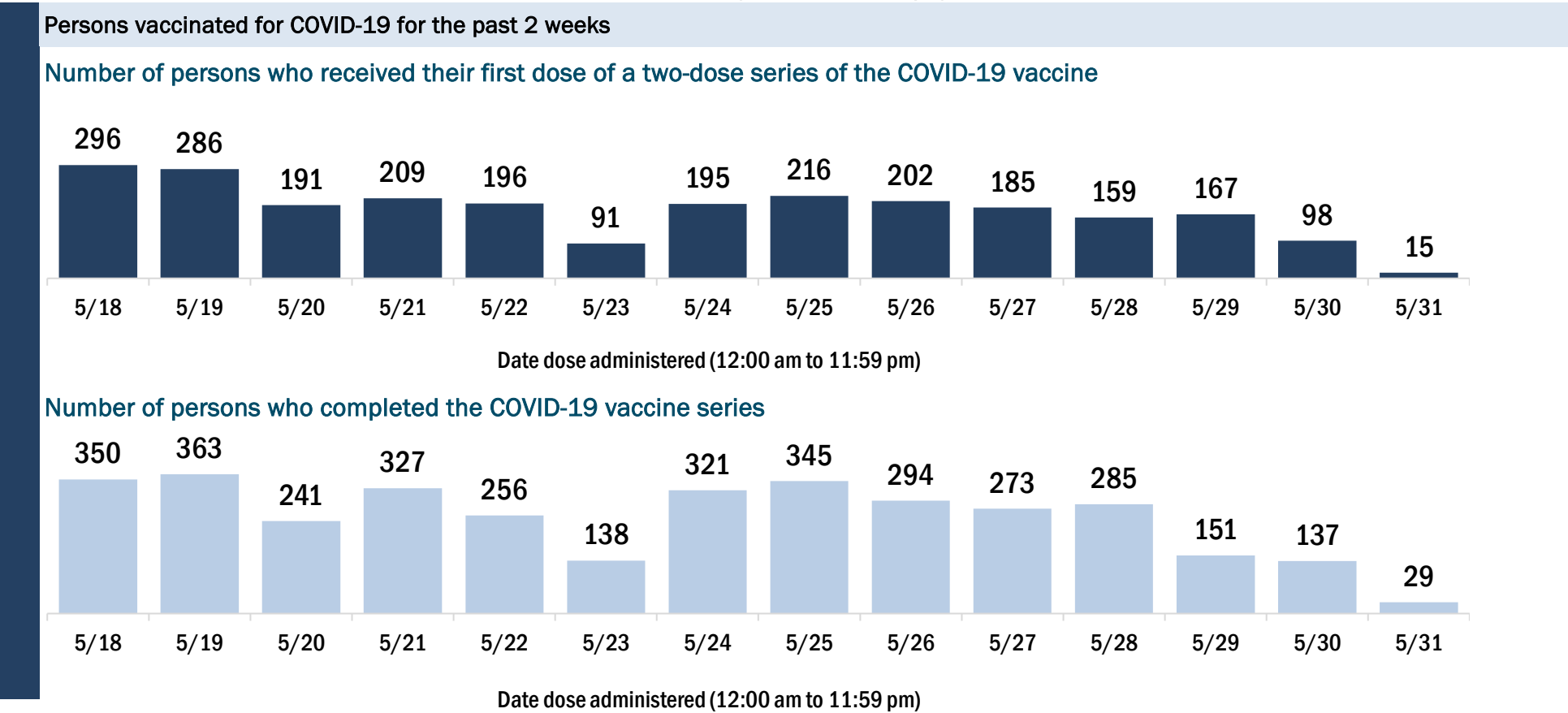
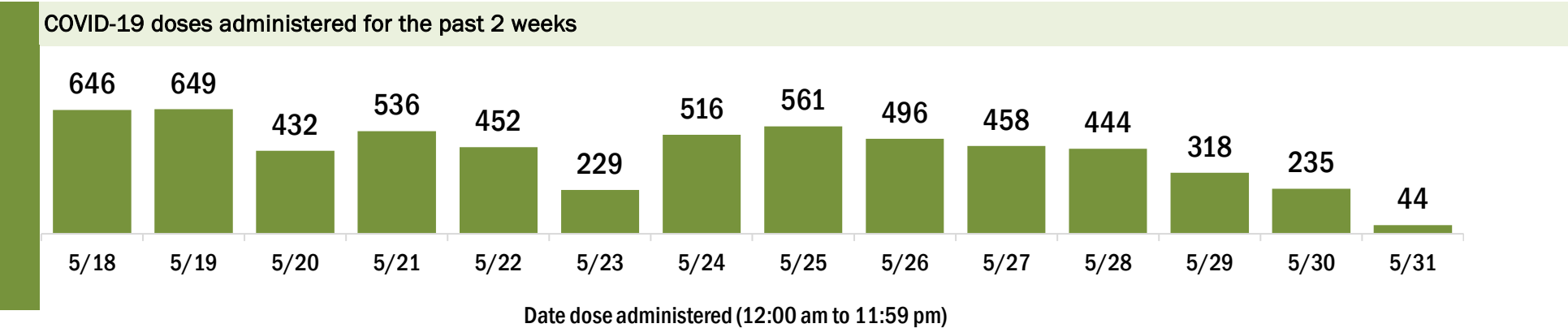
Data in this report are provisional and subject to change.

Data in this summary pertain to COVID-19 vaccines approved by the U.S. Food and Drug Administration and have been issued an Emergency Use Authorization (Janssen COVID-19 Vaccine, Moderna COVID-19 Vaccine and Pfizer-BioNTech COVID-19 Vaccine). These data summarize the number of people who have received either their first dose or have completed the series for a COVID-19 vaccine. **A person can only be counted in one category, first dose or series complete.** For persons receiving Moderna or Pfizer vaccines, once they receive their second dose, they are moved from the first dose column to the series completed column. **Because of this, the total first dose category may show a change from report to report not matching the total receiving their first dose from the previous day.** Persons receiving Johnson & Johnson vaccines will always be counted in the series completed column.

COVID-19 doses for vaccinated persons in Florida	
Doses administered	135,006
People receiving one dose of a 1-dose series (Johnson & Johnson) or receiving only one dose of a 2-dose series (Moderna, Pfizer) count once. Persons receiving both doses of a 2-dose series count twice.	

Current status of persons vaccinated for COVID-19 in Florida	
Total people vaccinated	77,246
First dose	13,083
Series completed	64,163
Completed 1-dose series	6,403
Completed 2-dose series	57,760
First dose: current number of people who have only received their first dose of the Moderna or Pfizer vaccine.	
Series complete: current number of people who have received both Moderna or Pfizer vaccine doses or one Johnson & Johnson dose and are considered fully immunized.	

Demographic summary	First dose	Series complete	Total people vaccinated
Age group	13,083	64,163	77,246
12-14 years	381	0	381
15-24 years	1,338	2,229	3,567
25-34 years	1,136	2,976	4,112
35-44 years	1,385	4,233	5,618
45-54 years	1,758	7,089	8,847
55-64 years	2,443	12,642	15,085
65-74 years	2,376	19,025	21,401
75-84 years	1,596	12,153	13,749
85+ years	670	3,816	4,486
Race	13,083	64,163	77,246
White	8,857	45,871	54,728
Black	477	1,797	2,274
American Indian/Alaskan	75	209	284
Other	1,328	4,683	6,011
Unknown	2,346	11,603	13,949
Other race includes Asian, native Hawaiian/Pacific Islander, or other.			
Ethnicity	13,083	64,163	77,246
Hispanic	1,389	3,995	5,384
Non-Hispanic	6,627	35,648	42,275
Unknown	5,067	24,520	29,587
Gender	13,083	64,163	77,246
Female	7,143	36,488	43,631
Male	5,929	27,638	33,567
Unknown	11	37	48



COVID-19: Highlands County vaccine summary

Vaccination data through May 31, 2021 as of Jun 1, 2021 at 12:05 AM

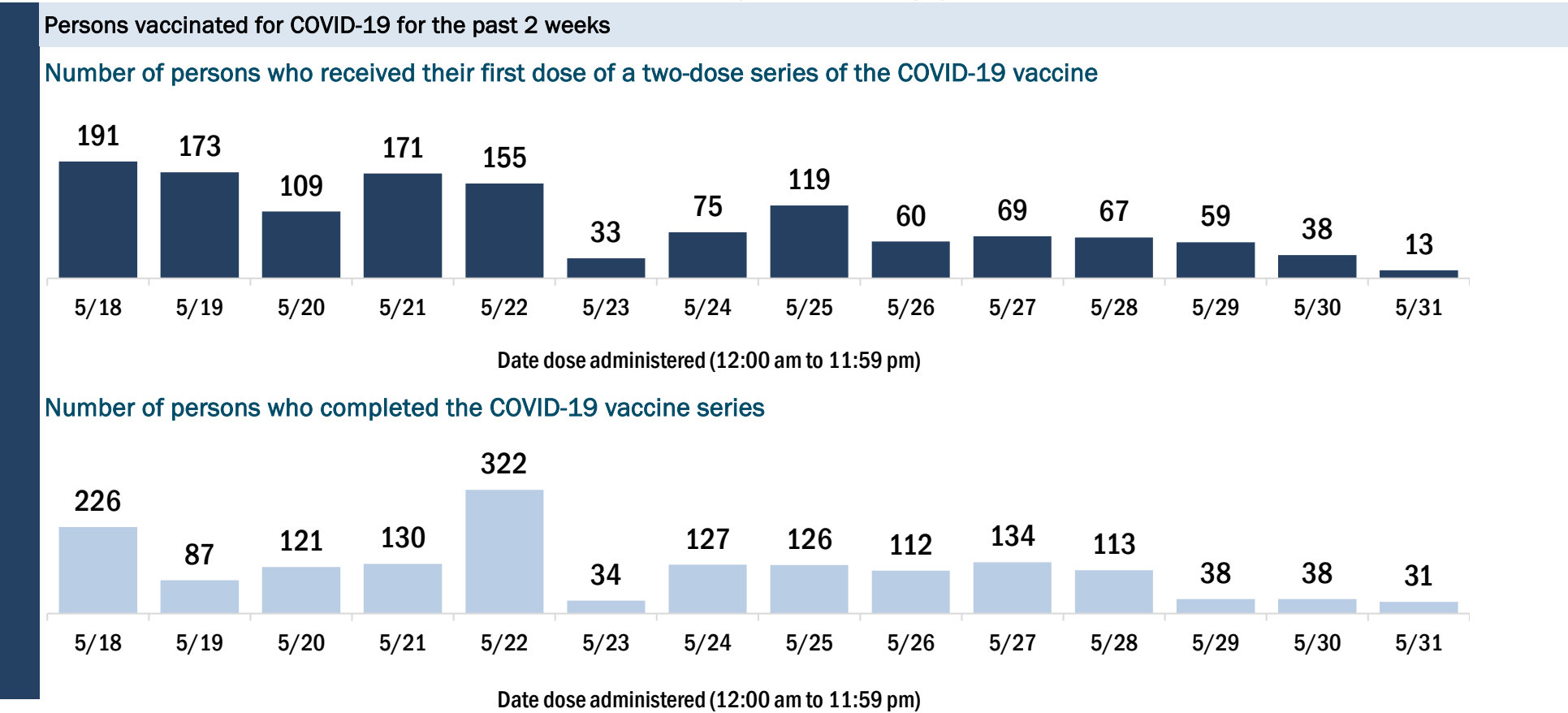
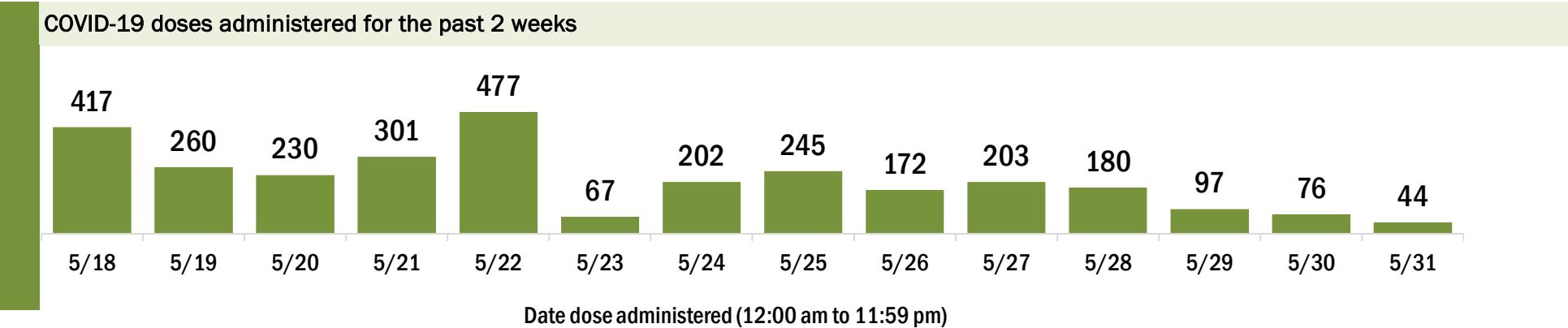
Data in this report are provisional and subject to change.

Data in this summary pertain to COVID-19 vaccines approved by the U.S. Food and Drug Administration and have been issued an Emergency Use Authorization (Janssen COVID-19 Vaccine, Moderna COVID-19 Vaccine and Pfizer-BioNTech COVID-19 Vaccine). These data summarize the number of people who have received either their first dose or have completed the series for a COVID-19 vaccine. **A person can only be counted in one category, first dose or series complete.** For persons receiving Moderna or Pfizer vaccines, once they receive their second dose, they are moved from the first dose column to the series completed column. **Because of this, the total first dose category may show a change from report to report not matching the total receiving their first dose from the previous day.** Persons receiving Johnson & Johnson vaccines will always be counted in the series completed column.

COVID-19 doses for vaccinated persons in Florida	
Doses administered	79,029
People receiving one dose of a 1-dose series (Johnson & Johnson) or receiving only one dose of a 2-dose series (Moderna, Pfizer) count once. Persons receiving both doses of a 2-dose series count twice.	

Current status of persons vaccinated for COVID-19 in Florida	
Total people vaccinated	46,191
First dose	11,616
Series completed	34,575
Completed 1-dose series	1,737
Completed 2-dose series	32,838
First dose: current number of people who have only received their first dose of the Moderna or Pfizer vaccine.	
Series complete: current number of people who have received both Moderna or Pfizer vaccine doses or one Johnson & Johnson dose and are considered fully immunized.	

Demographic summary	First dose	Series complete	Total people vaccinated
Age group	11,616	34,575	46,191
12-14 years	118	0	118
15-24 years	523	839	1,362
25-34 years	514	1,258	1,772
35-44 years	741	1,522	2,263
45-54 years	1,005	2,584	3,589
55-64 years	1,852	5,891	7,743
65-74 years	3,361	11,331	14,692
75-84 years	2,651	8,693	11,344
85+ years	851	2,457	3,308
Race	11,616	34,575	46,191
White	8,756	27,673	36,429
Black	591	1,333	1,924
American Indian/Alaskan	118	253	371
Other	915	2,392	3,307
Unknown	1,236	2,924	4,160
Other race includes Asian, native Hawaiian/Pacific Islander, or other.			
Ethnicity	11,616	34,575	46,191
Hispanic	1,620	3,263	4,883
Non-Hispanic	6,844	24,345	31,189
Unknown	3,152	6,967	10,119
Gender	11,616	34,575	46,191
Female	6,033	18,642	24,675
Male	5,565	15,915	21,480
Unknown	18	18	36



COVID-19: Hillsborough County vaccine summary

Vaccination data through May 31, 2021 as of Jun 1, 2021 at 12:05 AM

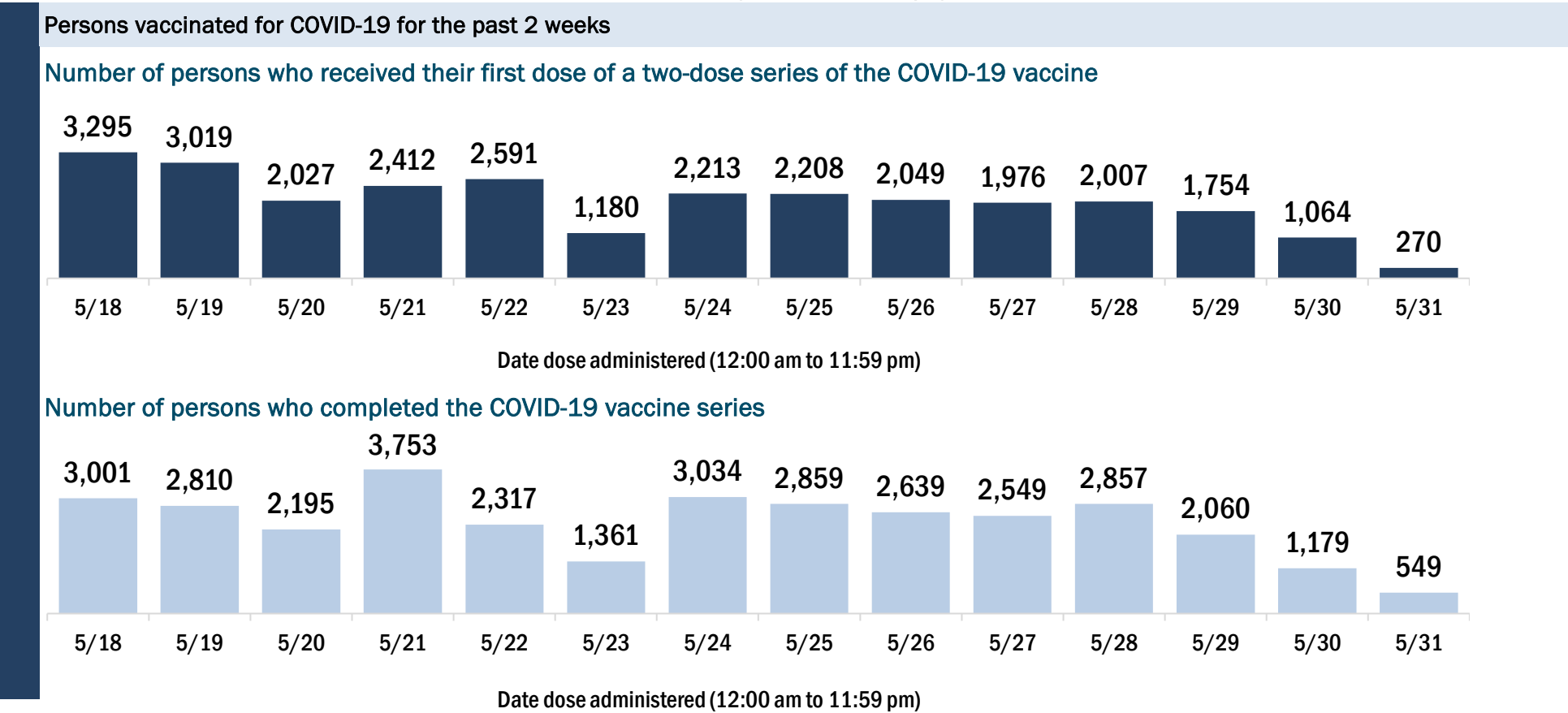
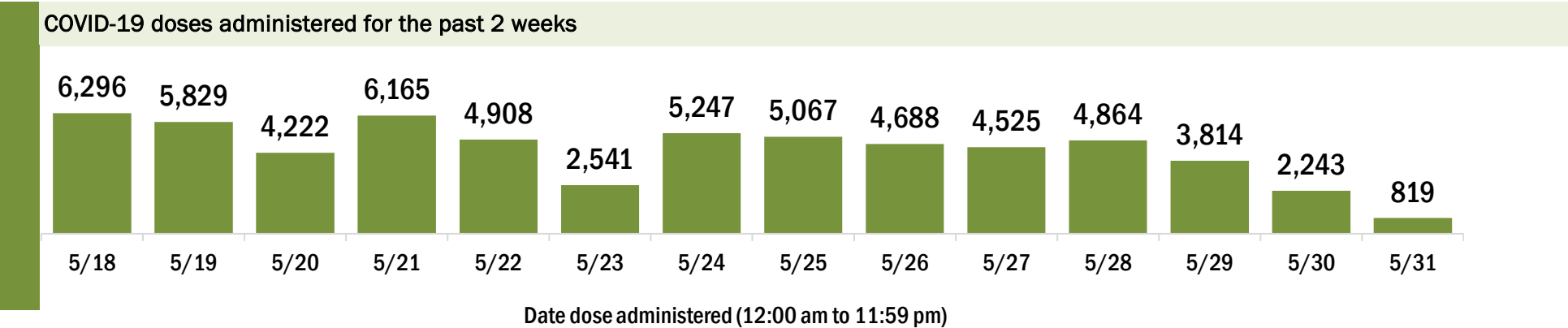
Data in this report are provisional and subject to change.

Data in this summary pertain to COVID-19 vaccines approved by the U.S. Food and Drug Administration and have been issued an Emergency Use Authorization (Janssen COVID-19 Vaccine, Moderna COVID-19 Vaccine and Pfizer-BioNTech COVID-19 Vaccine). These data summarize the number of people who have received either their first dose or have completed the series for a COVID-19 vaccine. **A person can only be counted in one category, first dose or series complete.** For persons receiving Moderna or Pfizer vaccines, once they receive their second dose, they are moved from the first dose column to the series completed column. **Because of this, the total first dose category may show a change from report to report not matching the total receiving their first dose from the previous day.** Persons receiving Johnson & Johnson vaccines will always be counted in the series completed column.

COVID-19 doses for vaccinated persons in Florida	
Doses administered	1,052,238
People receiving one dose of a 1-dose series (Johnson & Johnson) or receiving only one dose of a 2-dose series (Moderna, Pfizer) count once. Persons receiving both doses of a 2-dose series count twice.	

Current status of persons vaccinated for COVID-19 in Florida	
Total people vaccinated	630,812
First dose	146,991
Series completed	483,821
Completed 1-dose series	62,395
Completed 2-dose series	421,426
First dose: current number of people who have only received their first dose of the Moderna or Pfizer vaccine.	
Series complete: current number of people who have received both Moderna or Pfizer vaccine doses or one Johnson & Johnson dose and are considered fully immunized.	

Demographic summary	First dose	Series complete	Total people vaccinated
Age group	146,991	483,821	630,812
12-14 years	6,858	0	6,858
15-24 years	18,542	40,876	59,418
25-34 years	18,084	60,562	78,646
35-44 years	18,431	72,324	90,755
45-54 years	18,162	84,741	102,903
55-64 years	18,709	97,242	115,951
65-74 years	28,528	76,858	105,386
75-84 years	14,796	37,806	52,602
85+ years	4,881	13,412	18,293
Race	146,991	483,821	630,812
White	89,644	307,670	397,314
Black	12,171	33,551	45,722
American Indian/Alaskan	788	1,361	2,149
Other	22,587	68,655	91,242
Unknown	21,801	72,584	94,385
Other race includes Asian, native Hawaiian/Pacific Islander, or other.			
Ethnicity	146,991	483,821	630,812
Hispanic	28,315	57,610	85,925
Non-Hispanic	70,705	268,445	339,150
Unknown	47,971	157,766	205,737
Gender	146,991	483,821	630,812
Female	77,630	265,175	342,805
Male	69,146	218,330	287,476
Unknown	215	316	531



COVID-19: Holmes County vaccine summary

Vaccination data through May 31, 2021 as of Jun 1, 2021 at 12:05 AM

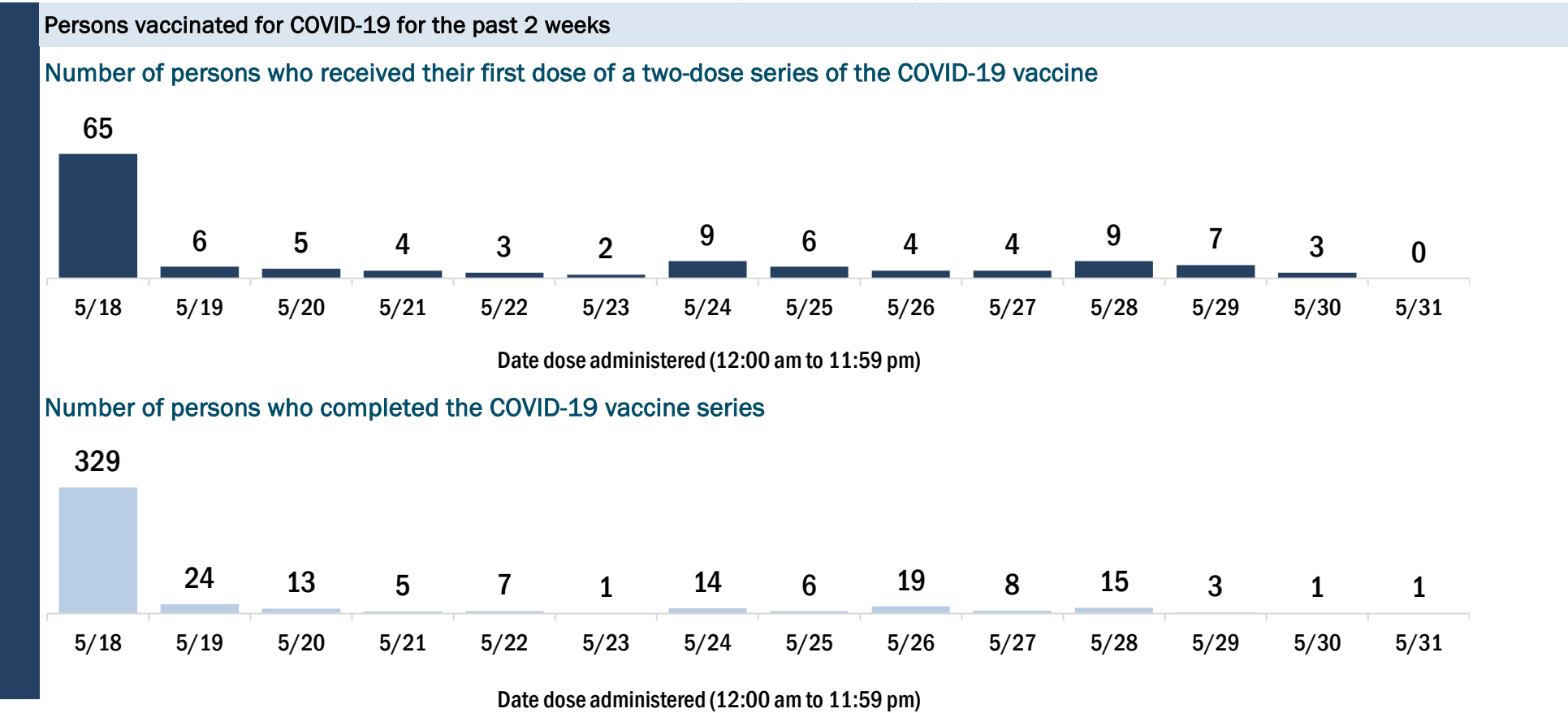
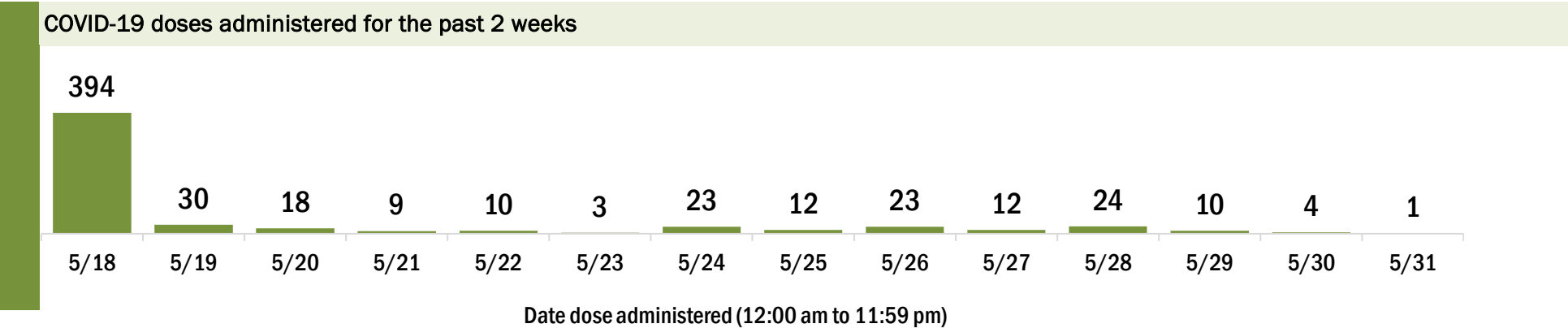
Data in this report are provisional and subject to change.

Data in this summary pertain to COVID-19 vaccines approved by the U.S. Food and Drug Administration and have been issued an Emergency Use Authorization (Janssen COVID-19 Vaccine, Moderna COVID-19 Vaccine and Pfizer-BioNTech COVID-19 Vaccine). These data summarize the number of people who have received either their first dose or have completed the series for a COVID-19 vaccine. **A person can only be counted in one category, first dose or series complete.** For persons receiving Moderna or Pfizer vaccines, once they receive their second dose, they are moved from the first dose column to the series completed column. **Because of this, the total first dose category may show a change from report to report not matching the total receiving their first dose from the previous day.** Persons receiving Johnson & Johnson vaccines will always be counted in the series completed column.

COVID-19 doses for vaccinated persons in Florida	
Doses administered	7,343
People receiving one dose of a 1-dose series (Johnson & Johnson) or receiving only one dose of a 2-dose series (Moderna, Pfizer) count once. Persons receiving both doses of a 2-dose series count twice.	

Current status of persons vaccinated for COVID-19 in Florida	
Total people vaccinated	4,112
First dose	541
Series completed	3,571
Completed 1-dose series	340
Completed 2-dose series	3,231
First dose: current number of people who have only received their first dose of the Moderna or Pfizer vaccine.	
Series complete: current number of people who have received both Moderna or Pfizer vaccine doses or one Johnson & Johnson dose and are considered fully immunized.	

Demographic summary	First dose	Series complete	Total people vaccinated
Age group	541	3,571	4,112
12-14 years	5	0	5
15-24 years	35	90	125
25-34 years	60	186	246
35-44 years	84	259	343
45-54 years	79	400	479
55-64 years	105	750	855
65-74 years	93	1,031	1,124
75-84 years	57	675	732
85+ years	23	180	203
Race	541	3,571	4,112
White	401	3,014	3,415
Black	68	213	281
American Indian/Alaskan	3	37	40
Other	37	204	241
Unknown	32	103	135
Other race includes Asian, native Hawaiian/Pacific Islander, or other.			
Ethnicity	541	3,571	4,112
Hispanic	12	74	86
Non-Hispanic	402	3,018	3,420
Unknown	127	479	606
Gender	541	3,571	4,112
Female	248	1,770	2,018
Male	293	1,801	2,094
Unknown	0	0	0



COVID-19: Indian River County vaccine summary

Vaccination data through May 31, 2021 as of Jun 1, 2021 at 12:05 AM

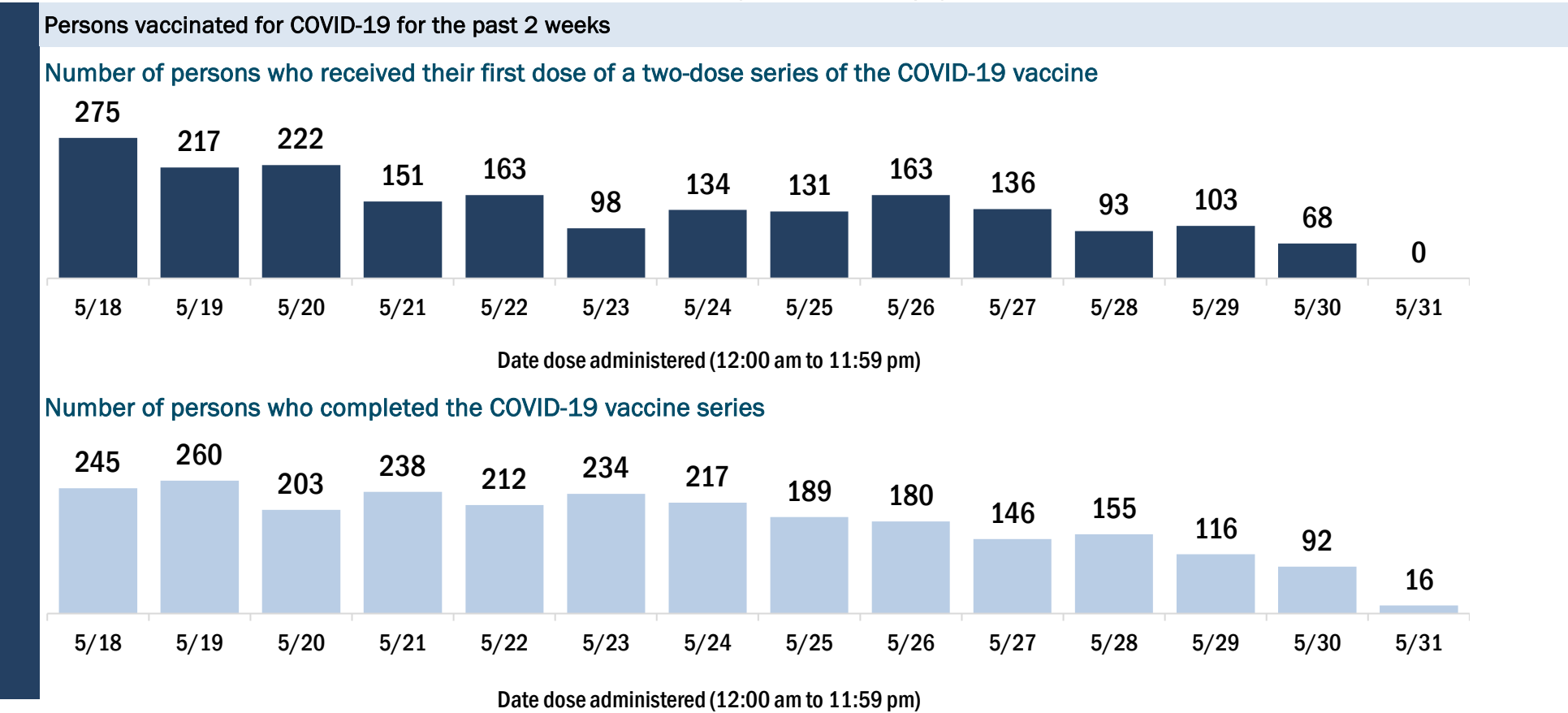
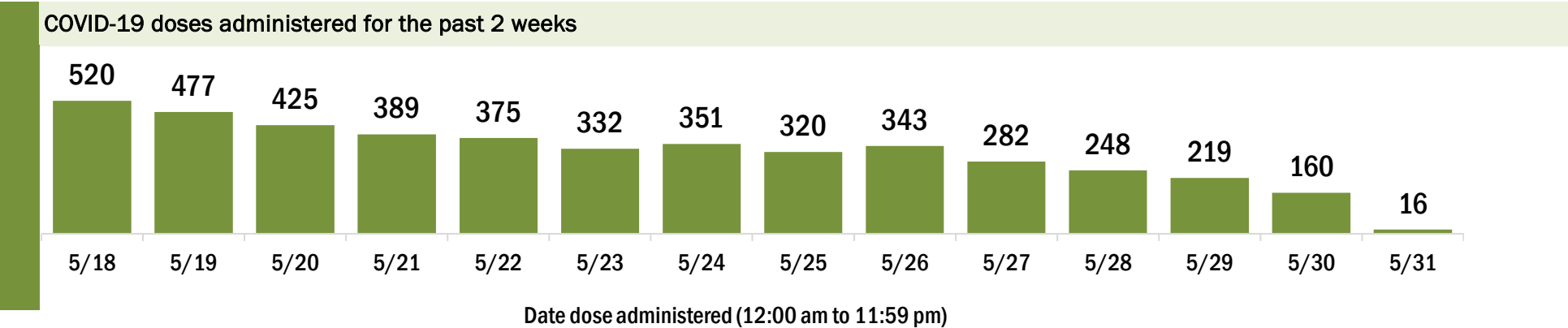
Data in this report are provisional and subject to change.

Data in this summary pertain to COVID-19 vaccines approved by the U.S. Food and Drug Administration and have been issued an Emergency Use Authorization (Janssen COVID-19 Vaccine, Moderna COVID-19 Vaccine and Pfizer-BioNTech COVID-19 Vaccine). These data summarize the number of people who have received either their first dose or have completed the series for a COVID-19 vaccine. **A person can only be counted in one category, first dose or series complete.** For persons receiving Moderna or Pfizer vaccines, once they receive their second dose, they are moved from the first dose column to the series completed column. **Because of this, the total first dose category may show a change from report to report not matching the total receiving their first dose from the previous day.** Persons receiving Johnson & Johnson vaccines will always be counted in the series completed column.

COVID-19 doses for vaccinated persons in Florida	
Doses administered	155,439
People receiving one dose of a 1-dose series (Johnson & Johnson) or receiving only one dose of a 2-dose series (Moderna, Pfizer) count once. Persons receiving both doses of a 2-dose series count twice.	

Current status of persons vaccinated for COVID-19 in Florida	
Total people vaccinated	88,922
First dose	19,107
Series completed	69,815
Completed 1-dose series	3,298
Completed 2-dose series	66,517
First dose: current number of people who have only received their first dose of the Moderna or Pfizer vaccine.	
Series complete: current number of people who have received both Moderna or Pfizer vaccine doses or one Johnson & Johnson dose and are considered fully immunized.	

Demographic summary	First dose	Series complete	Total people vaccinated
Age group	19,107	69,815	88,922
12-14 years	315	0	315
15-24 years	1,286	2,141	3,427
25-34 years	1,304	2,890	4,194
35-44 years	1,454	3,846	5,300
45-54 years	2,001	6,385	8,386
55-64 years	3,565	13,522	17,087
65-74 years	4,309	22,369	26,678
75-84 years	3,359	13,969	17,328
85+ years	1,514	4,693	6,207
Race	19,107	69,815	88,922
White	13,673	50,542	64,215
Black	1,110	2,265	3,375
American Indian/Alaskan	140	340	480
Other	1,569	5,338	6,907
Unknown	2,615	11,330	13,945
Other race includes Asian, native Hawaiian/Pacific Islander, or other.			
Ethnicity	19,107	69,815	88,922
Hispanic	2,001	3,609	5,610
Non-Hispanic	9,302	41,748	51,050
Unknown	7,804	24,458	32,262
Gender	19,107	69,815	88,922
Female	10,217	38,594	48,811
Male	8,863	31,185	40,048
Unknown	27	36	63



COVID-19: Jackson County vaccine summary

Vaccination data through May 31, 2021 as of Jun 1, 2021 at 12:05 AM

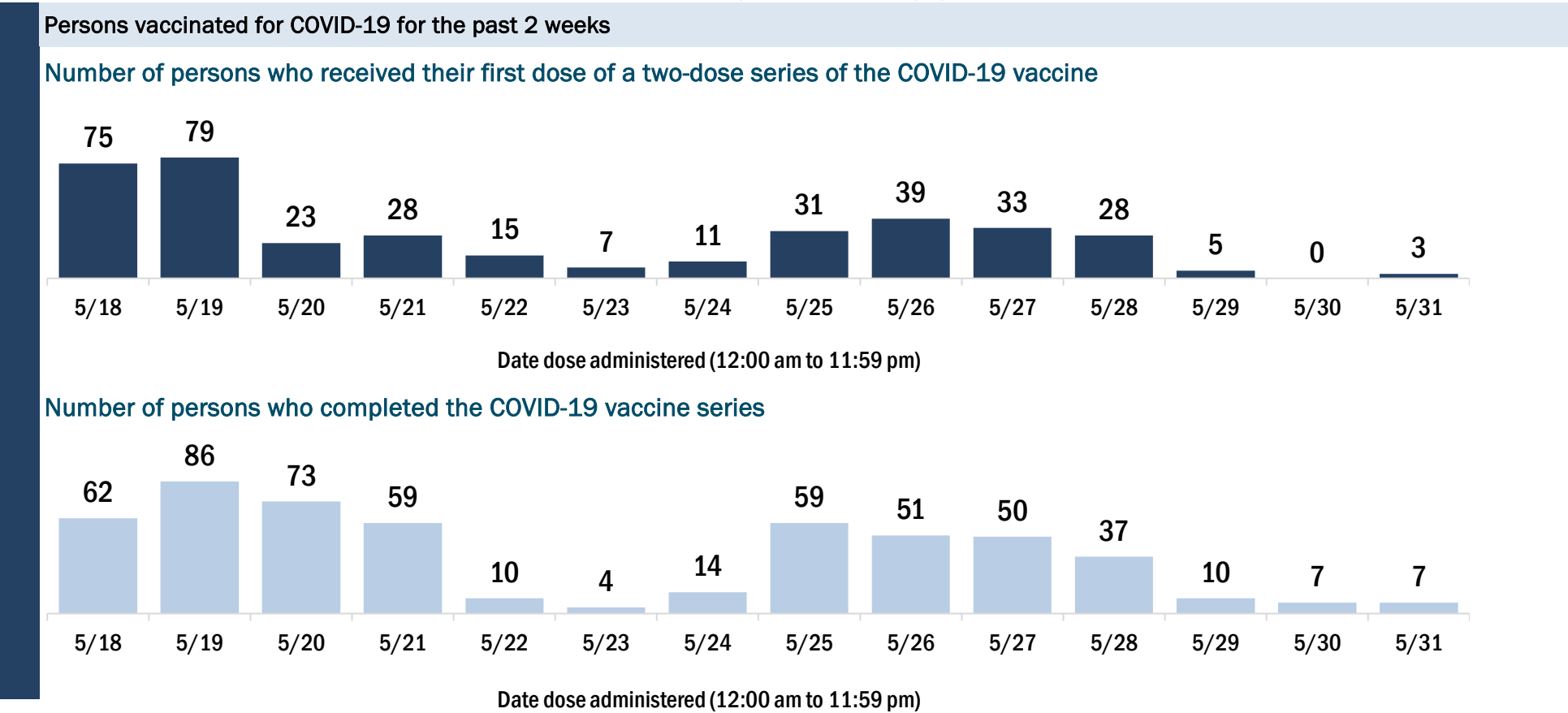
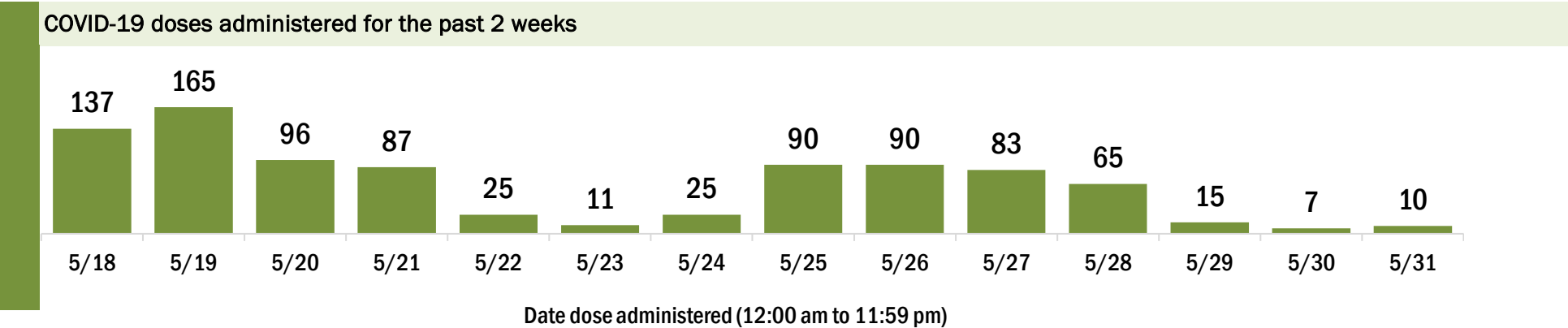
Data in this report are provisional and subject to change.

Data in this summary pertain to COVID-19 vaccines approved by the U.S. Food and Drug Administration and have been issued an Emergency Use Authorization (Janssen COVID-19 Vaccine, Moderna COVID-19 Vaccine and Pfizer-BioNTech COVID-19 Vaccine). These data summarize the number of people who have received either their first dose or have completed the series for a COVID-19 vaccine. **A person can only be counted in one category, first dose or series complete.** For persons receiving Moderna or Pfizer vaccines, once they receive their second dose, they are moved from the first dose column to the series completed column. **Because of this, the total first dose category may show a change from report to report not matching the total receiving their first dose from the previous day.** Persons receiving Johnson & Johnson vaccines will always be counted in the series completed column.

COVID-19 doses for vaccinated persons in Florida	
Doses administered	25,019
People receiving one dose of a 1-dose series (Johnson & Johnson) or receiving only one dose of a 2-dose series (Moderna, Pfizer) count once. Persons receiving both doses of a 2-dose series count twice.	

Current status of persons vaccinated for COVID-19 in Florida	
Total people vaccinated	14,128
First dose	2,187
Series completed	11,941
Completed 1-dose series	1,050
Completed 2-dose series	10,891
First dose: current number of people who have only received their first dose of the Moderna or Pfizer vaccine.	
Series complete: current number of people who have received both Moderna or Pfizer vaccine doses or one Johnson & Johnson dose and are considered fully immunized.	

Demographic summary	First dose	Series complete	Total people vaccinated
Age group	2,187	11,941	14,128
12-14 years	20	0	20
15-24 years	144	296	440
25-34 years	220	715	935
35-44 years	279	1,091	1,370
45-54 years	337	1,612	1,949
55-64 years	354	2,623	2,977
65-74 years	407	3,193	3,600
75-84 years	314	1,803	2,117
85+ years	112	608	720
Race	2,187	11,941	14,128
White	1,279	8,015	9,294
Black	520	2,771	3,291
American Indian/Alaskan	13	59	72
Other	109	528	637
Unknown	266	568	834
Other race includes Asian, native Hawaiian/Pacific Islander, or other.			
Ethnicity	2,187	11,941	14,128
Hispanic	80	337	417
Non-Hispanic	1,207	8,670	9,877
Unknown	900	2,934	3,834
Gender	2,187	11,941	14,128
Female	1,017	5,955	6,972
Male	1,169	5,986	7,155
Unknown	1	0	1



COVID-19: Jefferson County vaccine summary

Vaccination data through May 31, 2021 as of Jun 1, 2021 at 12:05 AM

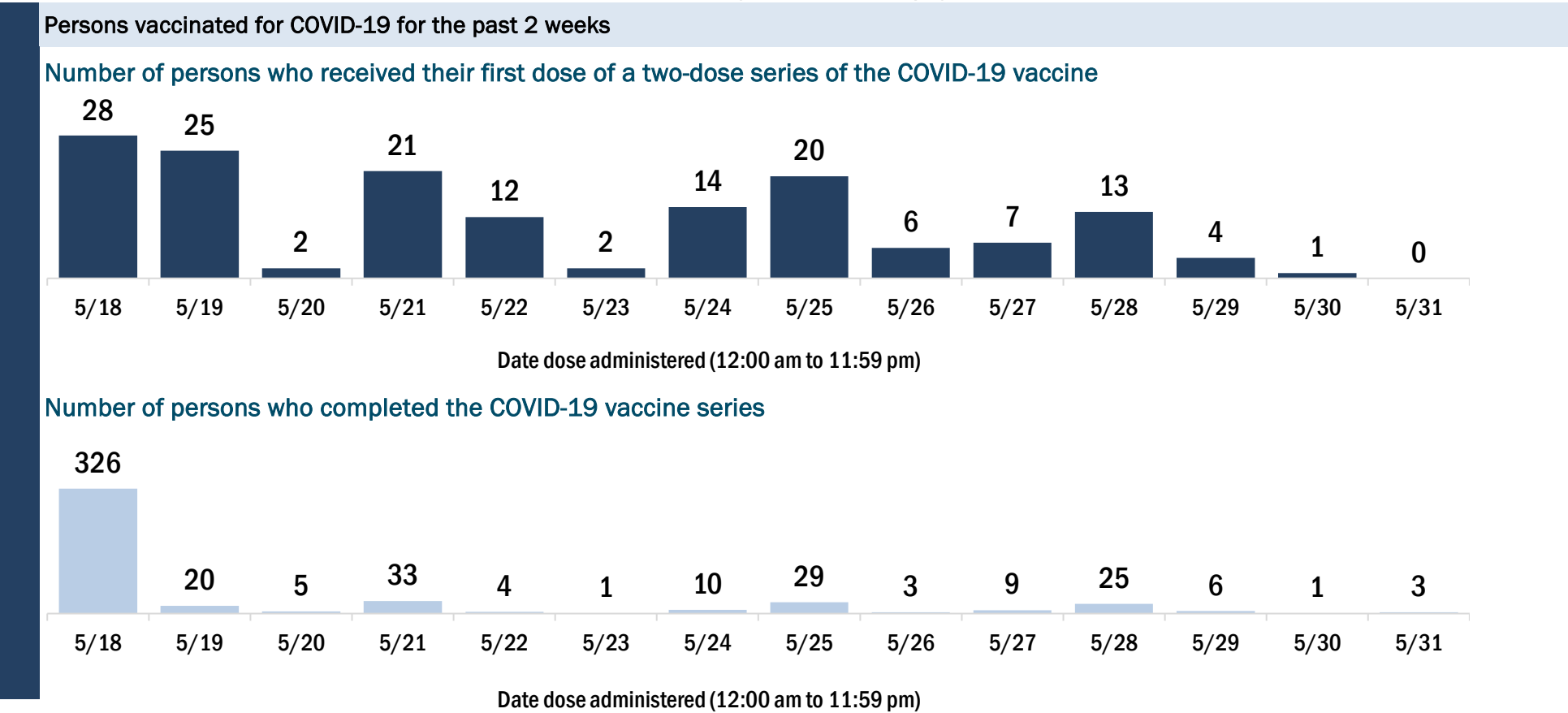
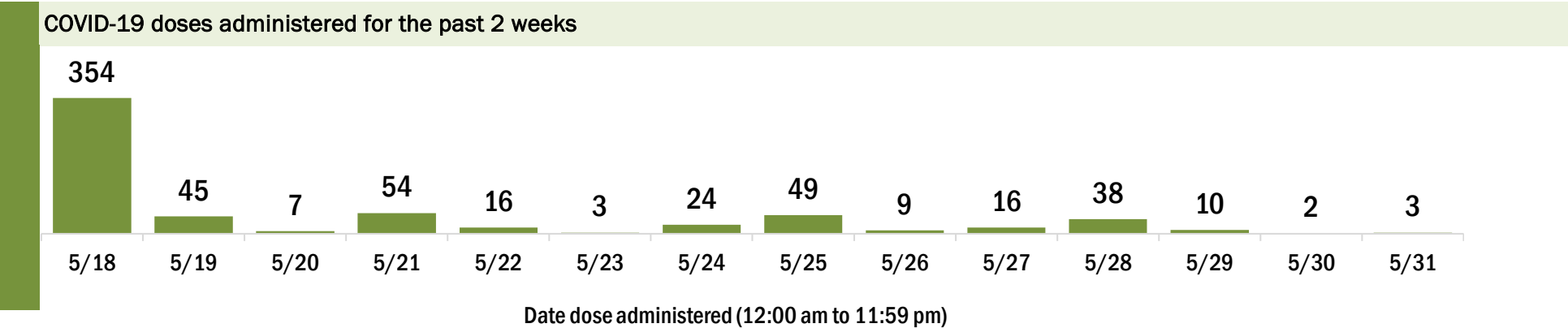
Data in this report are provisional and subject to change.

Data in this summary pertain to COVID-19 vaccines approved by the U.S. Food and Drug Administration and have been issued an Emergency Use Authorization (Janssen COVID-19 Vaccine, Moderna COVID-19 Vaccine and Pfizer-BioNTech COVID-19 Vaccine). These data summarize the number of people who have received either their first dose or have completed the series for a COVID-19 vaccine. **A person can only be counted in one category, first dose or series complete.** For persons receiving Moderna or Pfizer vaccines, once they receive their second dose, they are moved from the first dose column to the series completed column. **Because of this, the total first dose category may show a change from report to report not matching the total receiving their first dose from the previous day.** Persons receiving Johnson & Johnson vaccines will always be counted in the series completed column.

COVID-19 doses for vaccinated persons in Florida	
Doses administered	10,131
People receiving one dose of a 1-dose series (Johnson & Johnson) or receiving only one dose of a 2-dose series (Moderna, Pfizer) count once. Persons receiving both doses of a 2-dose series count twice.	

Current status of persons vaccinated for COVID-19 in Florida	
Total people vaccinated	5,571
First dose	655
Series completed	4,916
Completed 1-dose series	356
Completed 2-dose series	4,560
First dose: current number of people who have only received their first dose of the Moderna or Pfizer vaccine.	
Series complete: current number of people who have received both Moderna or Pfizer vaccine doses or one Johnson & Johnson dose and are considered fully immunized.	

Demographic summary	First dose	Series complete	Total people vaccinated
Age group	655	4,916	5,571
12-14 years	19	0	19
15-24 years	75	142	217
25-34 years	68	220	288
35-44 years	97	362	459
45-54 years	102	672	774
55-64 years	143	1,214	1,357
65-74 years	89	1,422	1,511
75-84 years	46	691	737
85+ years	16	193	209
Race	655	4,916	5,571
White	321	2,823	3,144
Black	208	1,200	1,408
American Indian/Alaskan	4	7	11
Other	64	591	655
Unknown	58	295	353
Other race includes Asian, native Hawaiian/Pacific Islander, or other.			
Ethnicity	655	4,916	5,571
Hispanic	19	114	133
Non-Hispanic	495	3,546	4,041
Unknown	141	1,256	1,397
Gender	655	4,916	5,571
Female	349	2,632	2,981
Male	306	2,284	2,590
Unknown	0	0	0



COVID-19: Lafayette County vaccine summary

Vaccination data through May 31, 2021 as of Jun 1, 2021 at 12:05 AM

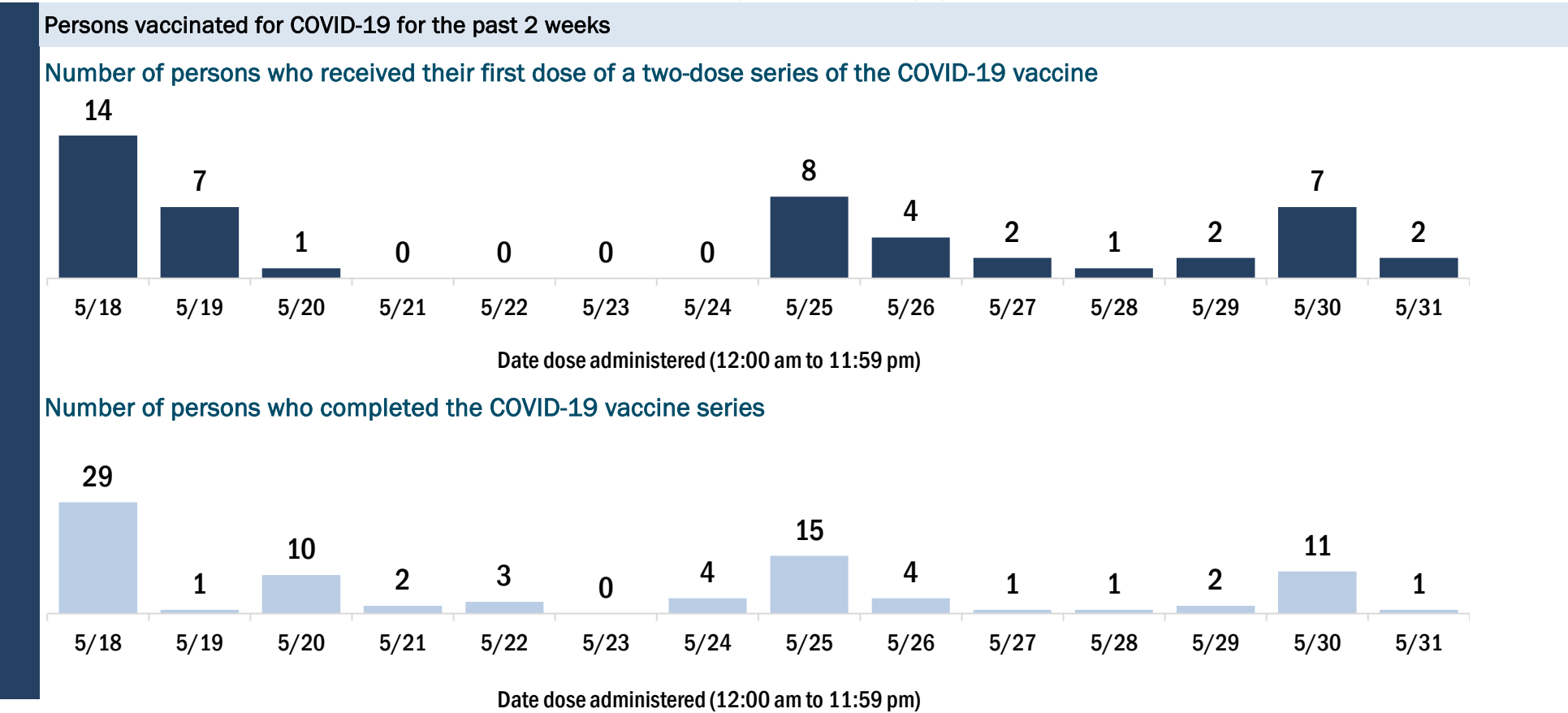
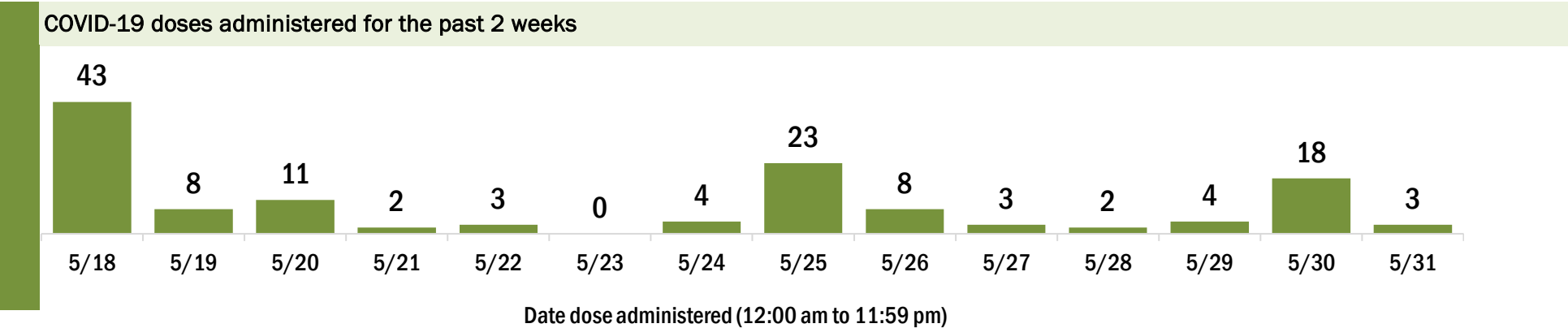
Data in this report are provisional and subject to change.

Data in this summary pertain to COVID-19 vaccines approved by the U.S. Food and Drug Administration and have been issued an Emergency Use Authorization (Janssen COVID-19 Vaccine, Moderna COVID-19 Vaccine and Pfizer-BioNTech COVID-19 Vaccine). These data summarize the number of people who have received either their first dose or have completed the series for a COVID-19 vaccine. **A person can only be counted in one category, first dose or series complete.** For persons receiving Moderna or Pfizer vaccines, once they receive their second dose, they are moved from the first dose column to the series completed column. **Because of this, the total first dose category may show a change from report to report not matching the total receiving their first dose from the previous day.** Persons receiving Johnson & Johnson vaccines will always be counted in the series completed column.

COVID-19 doses for vaccinated persons in Florida	
Doses administered	4,434
People receiving one dose of a 1-dose series (Johnson & Johnson) or receiving only one dose of a 2-dose series (Moderna, Pfizer) count once. Persons receiving both doses of a 2-dose series count twice.	

Current status of persons vaccinated for COVID-19 in Florida	
Total people vaccinated	2,460
First dose	372
Series completed	2,088
Completed 1-dose series	114
Completed 2-dose series	1,974
First dose: current number of people who have only received their first dose of the Moderna or Pfizer vaccine.	
Series complete: current number of people who have received both Moderna or Pfizer vaccine doses or one Johnson & Johnson dose and are considered fully immunized.	

Demographic summary	First dose	Series complete	Total people vaccinated
Age group	372	2,088	2,460
12-14 years	3	0	3
15-24 years	17	40	57
25-34 years	31	104	135
35-44 years	35	167	202
45-54 years	48	248	296
55-64 years	70	333	403
65-74 years	90	716	806
75-84 years	53	376	429
85+ years	25	104	129
Race	372	2,088	2,460
White	253	1,658	1,911
Black	29	179	208
American Indian/Alaskan	2	7	9
Other	28	124	152
Unknown	60	120	180
Other race includes Asian, native Hawaiian/Pacific Islander, or other.			
Ethnicity	372	2,088	2,460
Hispanic	25	113	138
Non-Hispanic	175	1,380	1,555
Unknown	172	595	767
Gender	372	2,088	2,460
Female	175	921	1,096
Male	196	1,167	1,363
Unknown	1	0	1



COVID-19: Lake County vaccine summary

Vaccination data through May 31, 2021 as of Jun 1, 2021 at 12:05 AM

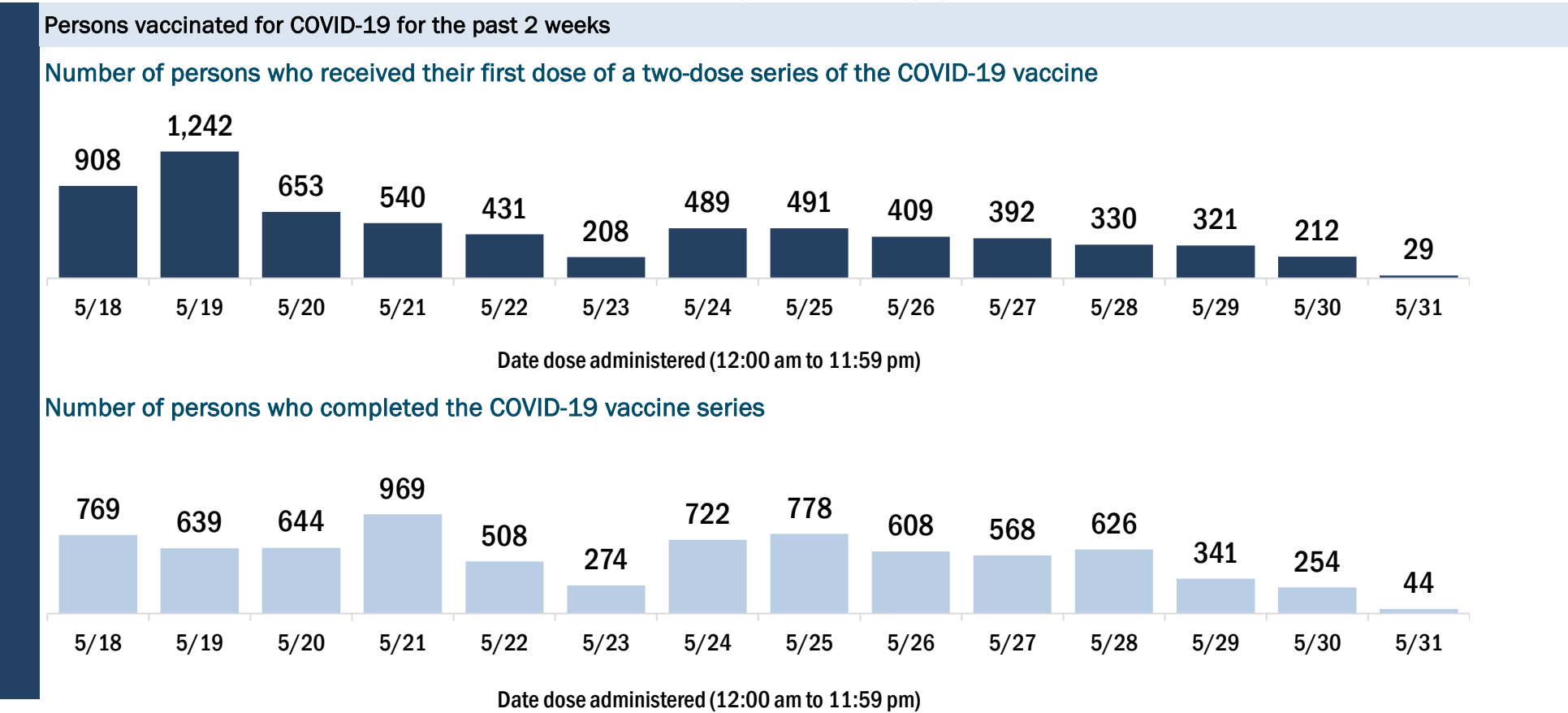
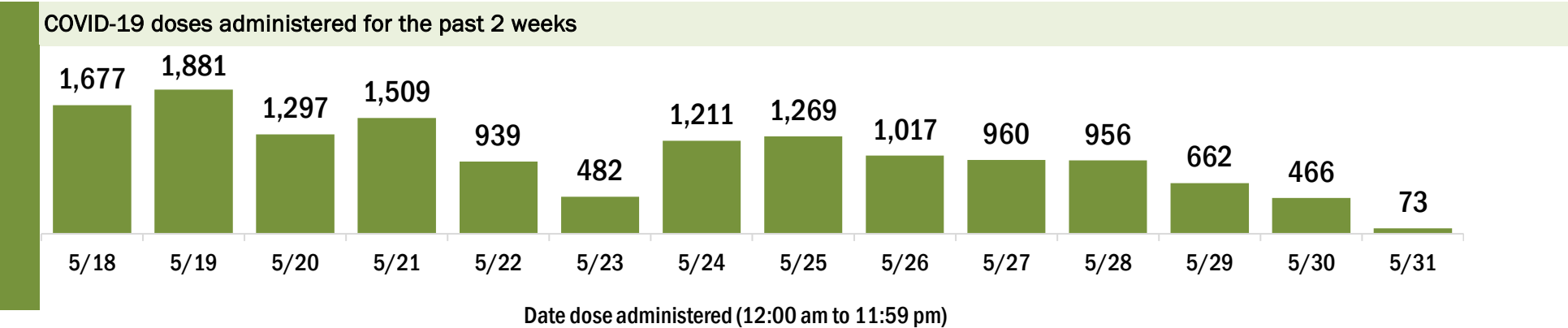
Data in this report are provisional and subject to change.

Data in this summary pertain to COVID-19 vaccines approved by the U.S. Food and Drug Administration and have been issued an Emergency Use Authorization (Janssen COVID-19 Vaccine, Moderna COVID-19 Vaccine and Pfizer-BioNTech COVID-19 Vaccine). These data summarize the number of people who have received either their first dose or have completed the series for a COVID-19 vaccine. **A person can only be counted in one category, first dose or series complete.** For persons receiving Moderna or Pfizer vaccines, once they receive their second dose, they are moved from the first dose column to the series completed column. **Because of this, the total first dose category may show a change from report to report not matching the total receiving their first dose from the previous day.** Persons receiving Johnson & Johnson vaccines will always be counted in the series completed column.

COVID-19 doses for vaccinated persons in Florida	
Doses administered	316,507
People receiving one dose of a 1-dose series (Johnson & Johnson) or receiving only one dose of a 2-dose series (Moderna, Pfizer) count once. Persons receiving both doses of a 2-dose series count twice.	

Current status of persons vaccinated for COVID-19 in Florida	
Total people vaccinated	176,458
First dose	27,419
Series completed	149,039
Completed 1-dose series	8,990
Completed 2-dose series	140,049
First dose: current number of people who have only received their first dose of the Moderna or Pfizer vaccine.	
Series complete: current number of people who have received both Moderna or Pfizer vaccine doses or one Johnson & Johnson dose and are considered fully immunized.	

Demographic summary	First dose	Series complete	Total people vaccinated
Age group	27,419	149,039	176,458
12-14 years	1,585	0	1,585
15-24 years	3,415	7,123	10,538
25-34 years	3,029	8,993	12,022
35-44 years	3,489	12,061	15,550
45-54 years	3,841	16,935	20,776
55-64 years	4,435	27,391	31,826
65-74 years	4,038	41,423	45,461
75-84 years	2,524	27,208	29,732
85+ years	1,063	7,905	8,968
Race	27,419	149,039	176,458
White	16,836	108,101	124,937
Black	2,112	8,377	10,489
American Indian/Alaskan	198	851	1,049
Other	3,610	13,818	17,428
Unknown	4,663	17,892	22,555
Other race includes Asian, native Hawaiian/Pacific Islander, or other.			
Ethnicity	27,419	149,039	176,458
Hispanic	4,311	13,190	17,501
Non-Hispanic	12,158	86,759	98,917
Unknown	10,950	49,090	60,040
Gender	27,419	149,039	176,458
Female	14,763	82,482	97,245
Male	12,612	66,442	79,054
Unknown	44	115	159



COVID-19: Lee County vaccine summary

Vaccination data through May 31, 2021 as of Jun 1, 2021 at 12:05 AM

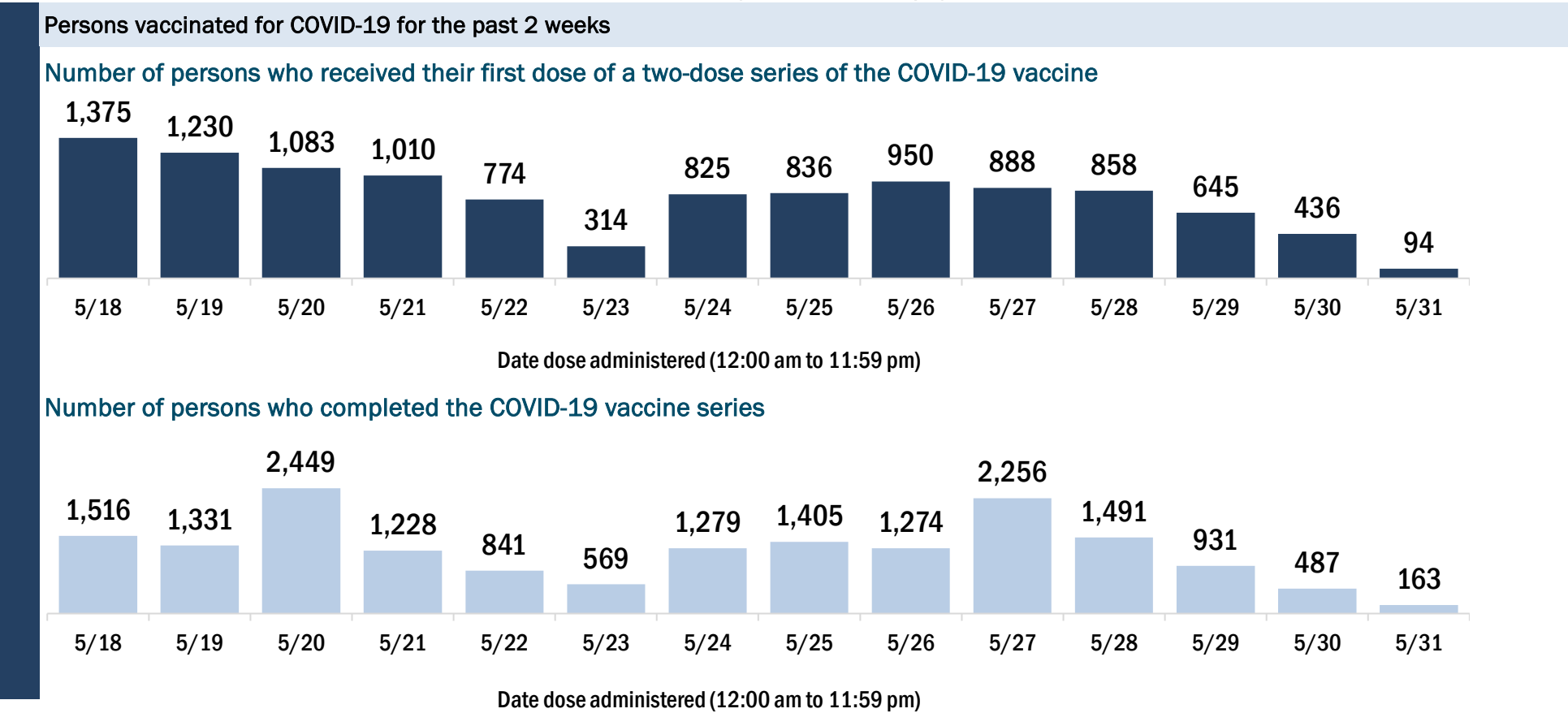
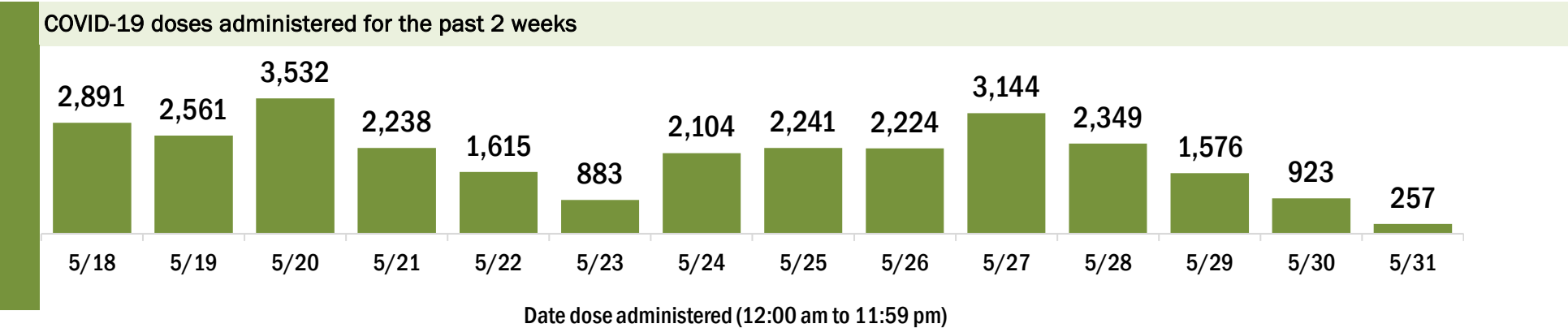
Data in this report are provisional and subject to change.

Data in this summary pertain to COVID-19 vaccines approved by the U.S. Food and Drug Administration and have been issued an Emergency Use Authorization (Janssen COVID-19 Vaccine, Moderna COVID-19 Vaccine and Pfizer-BioNTech COVID-19 Vaccine). These data summarize the number of people who have received either their first dose or have completed the series for a COVID-19 vaccine. **A person can only be counted in one category, first dose or series complete.** For persons receiving Moderna or Pfizer vaccines, once they receive their second dose, they are moved from the first dose column to the series completed column. **Because of this, the total first dose category may show a change from report to report not matching the total receiving their first dose from the previous day.** Persons receiving Johnson & Johnson vaccines will always be counted in the series completed column.

COVID-19 doses for vaccinated persons in Florida	
Doses administered	651,708
People receiving one dose of a 1-dose series (Johnson & Johnson) or receiving only one dose of a 2-dose series (Moderna, Pfizer) count once. Persons receiving both doses of a 2-dose series count twice.	

Current status of persons vaccinated for COVID-19 in Florida	
Total people vaccinated	366,235
First dose	61,625
Series completed	304,610
Completed 1-dose series	19,137
Completed 2-dose series	285,473
First dose: current number of people who have only received their first dose of the Moderna or Pfizer vaccine.	
Series complete: current number of people who have received both Moderna or Pfizer vaccine doses or one Johnson & Johnson dose and are considered fully immunized.	

Demographic summary	First dose	Series complete	Total people vaccinated
Age group	61,625	304,610	366,235
12-14 years	1,774	0	1,774
15-24 years	6,574	10,035	16,609
25-34 years	5,856	15,350	21,206
35-44 years	7,350	21,028	28,378
45-54 years	8,446	31,088	39,534
55-64 years	11,034	58,620	69,654
65-74 years	11,153	96,370	107,523
75-84 years	6,959	56,940	63,899
85+ years	2,479	15,179	17,658
Race	61,625	304,610	366,235
White	40,138	216,201	256,339
Black	2,974	8,566	11,540
American Indian/Alaskan	250	1,064	1,314
Other	6,830	22,190	29,020
Unknown	11,433	56,589	68,022
Other race includes Asian, native Hawaiian/Pacific Islander, or other.			
Ethnicity	61,625	304,610	366,235
Hispanic	12,023	29,702	41,725
Non-Hispanic	27,708	169,926	197,634
Unknown	21,894	104,982	126,876
Gender	61,625	304,610	366,235
Female	32,752	166,788	199,540
Male	28,704	137,368	166,072
Unknown	169	454	623



COVID-19: Leon County vaccine summary

Vaccination data through May 31, 2021 as of Jun 1, 2021 at 12:05 AM

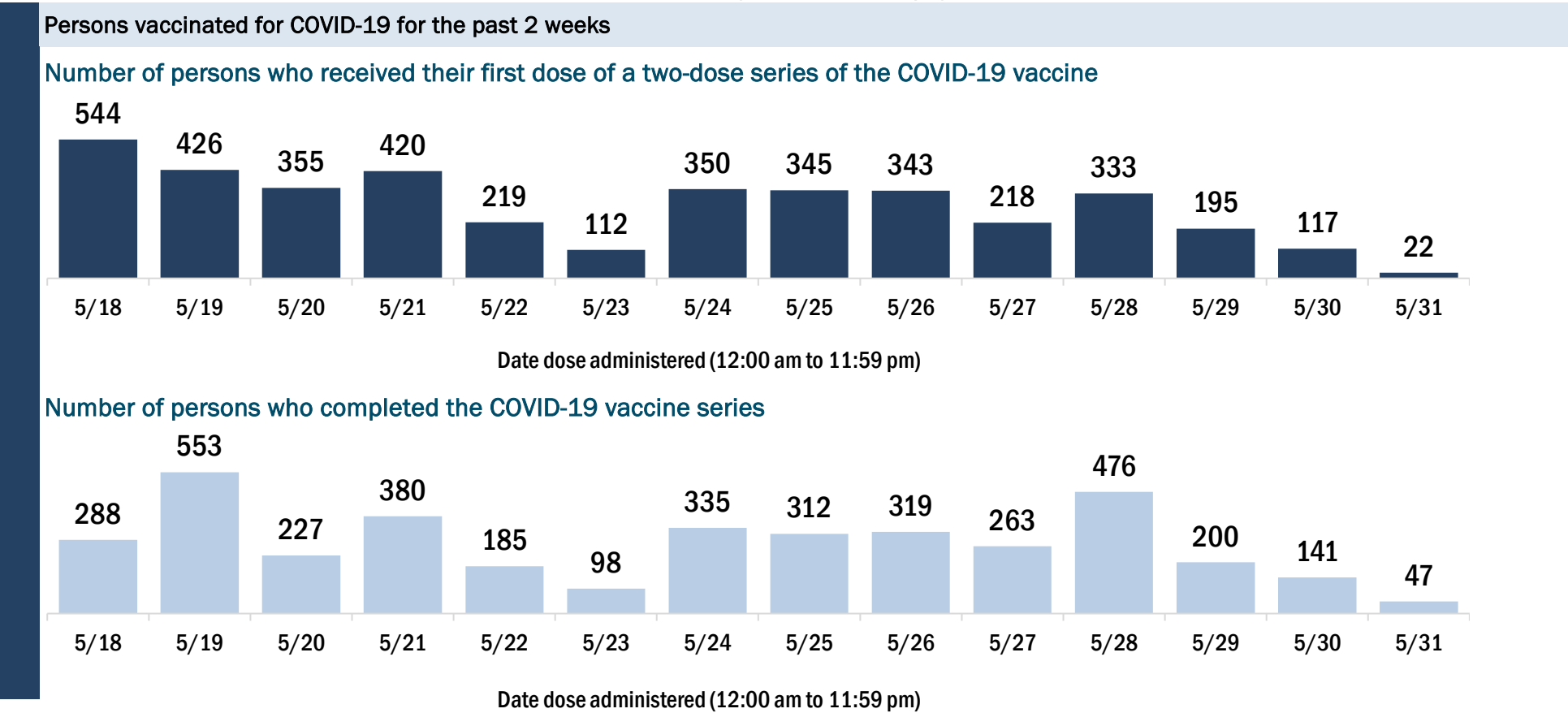
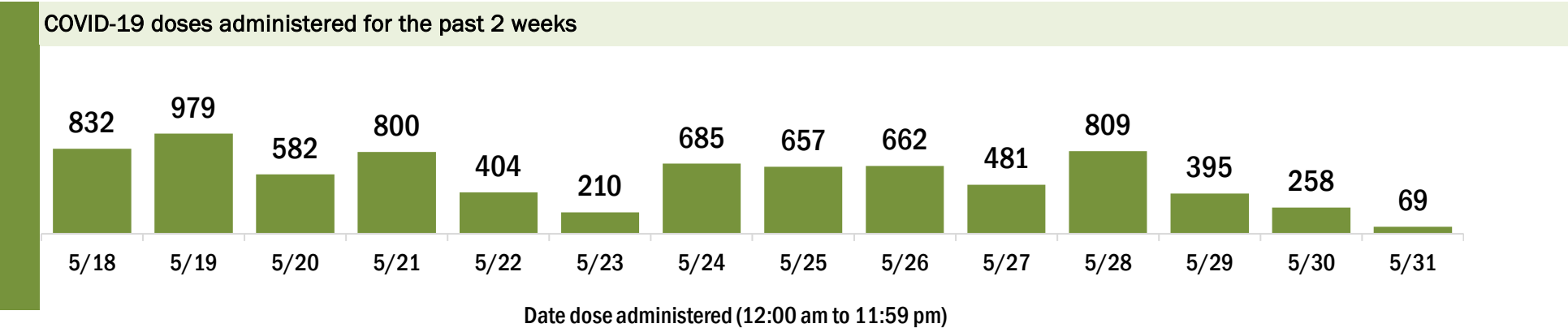
Data in this report are provisional and subject to change.

Data in this summary pertain to COVID-19 vaccines approved by the U.S. Food and Drug Administration and have been issued an Emergency Use Authorization (Janssen COVID-19 Vaccine, Moderna COVID-19 Vaccine and Pfizer-BioNTech COVID-19 Vaccine). These data summarize the number of people who have received either their first dose or have completed the series for a COVID-19 vaccine. **A person can only be counted in one category, first dose or series complete.** For persons receiving Moderna or Pfizer vaccines, once they receive their second dose, they are moved from the first dose column to the series completed column. **Because of this, the total first dose category may show a change from report to report not matching the total receiving their first dose from the previous day.** Persons receiving Johnson & Johnson vaccines will always be counted in the series completed column.

COVID-19 doses for vaccinated persons in Florida	
Doses administered	224,027
People receiving one dose of a 1-dose series (Johnson & Johnson) or receiving only one dose of a 2-dose series (Moderna, Pfizer) count once. Persons receiving both doses of a 2-dose series count twice.	

Current status of persons vaccinated for COVID-19 in Florida	
Total people vaccinated	124,745
First dose	20,032
Series completed	104,713
Completed 1-dose series	5,431
Completed 2-dose series	99,282
First dose: current number of people who have only received their first dose of the Moderna or Pfizer vaccine.	
Series complete: current number of people who have received both Moderna or Pfizer vaccine doses or one Johnson & Johnson dose and are considered fully immunized.	

Demographic summary	First dose	Series complete	Total people vaccinated
Age group	20,032	104,713	124,745
12-14 years	1,201	0	1,201
15-24 years	4,305	11,493	15,798
25-34 years	3,149	13,043	16,192
35-44 years	2,899	13,462	16,361
45-54 years	2,543	14,888	17,431
55-64 years	2,357	19,541	21,898
65-74 years	2,010	20,105	22,115
75-84 years	989	9,061	10,050
85+ years	579	3,120	3,699
Race	20,032	104,713	124,745
White	10,726	60,724	71,450
Black	3,926	15,135	19,061
American Indian/Alaskan	75	327	402
Other	2,486	18,274	20,760
Unknown	2,819	10,253	13,072
Other race includes Asian, native Hawaiian/Pacific Islander, or other.			
Ethnicity	20,032	104,713	124,745
Hispanic	1,430	5,327	6,757
Non-Hispanic	12,637	75,557	88,194
Unknown	5,965	23,829	29,794
Gender	20,032	104,713	124,745
Female	10,902	59,254	70,156
Male	9,082	45,413	54,495
Unknown	48	46	94



COVID-19: Levy County vaccine summary

Vaccination data through May 31, 2021 as of Jun 1, 2021 at 12:05 AM

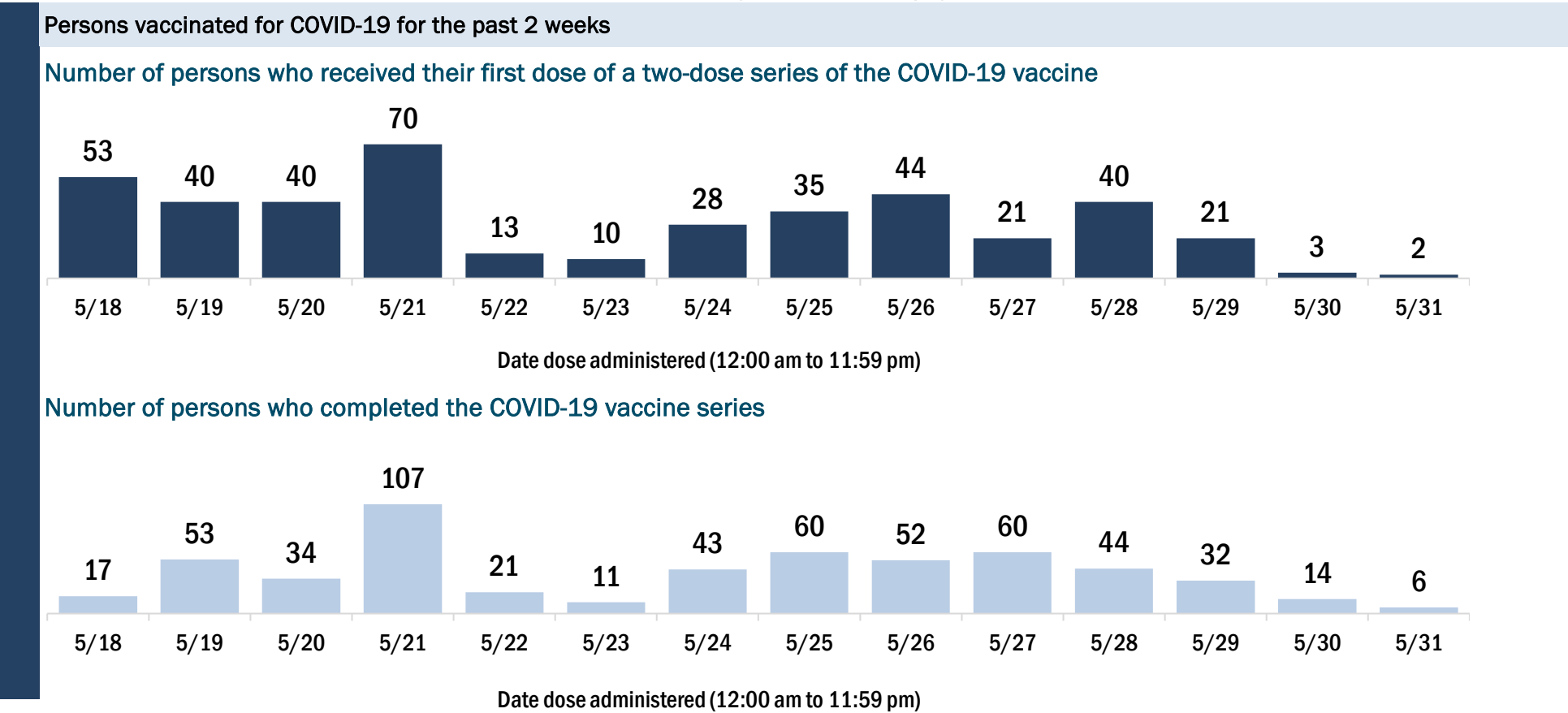
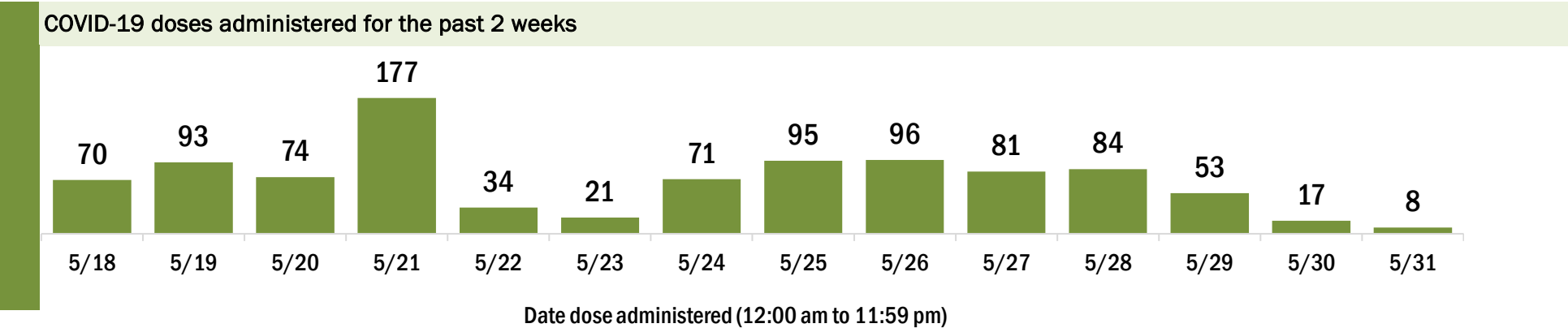
Data in this report are provisional and subject to change.

Data in this summary pertain to COVID-19 vaccines approved by the U.S. Food and Drug Administration and have been issued an Emergency Use Authorization (Janssen COVID-19 Vaccine, Moderna COVID-19 Vaccine and Pfizer-BioNTech COVID-19 Vaccine). These data summarize the number of people who have received either their first dose or have completed the series for a COVID-19 vaccine. **A person can only be counted in one category, first dose or series complete.** For persons receiving Moderna or Pfizer vaccines, once they receive their second dose, they are moved from the first dose column to the series completed column. **Because of this, the total first dose category may show a change from report to report not matching the total receiving their first dose from the previous day.** Persons receiving Johnson & Johnson vaccines will always be counted in the series completed column.

COVID-19 doses for vaccinated persons in Florida	
Doses administered	23,228
People receiving one dose of a 1-dose series (Johnson & Johnson) or receiving only one dose of a 2-dose series (Moderna, Pfizer) count once. Persons receiving both doses of a 2-dose series count twice.	

Current status of persons vaccinated for COVID-19 in Florida	
Total people vaccinated	13,308
First dose	1,895
Series completed	11,413
Completed 1-dose series	1,493
Completed 2-dose series	9,920
First dose: current number of people who have only received their first dose of the Moderna or Pfizer vaccine.	
Series complete: current number of people who have received both Moderna or Pfizer vaccine doses or one Johnson & Johnson dose and are considered fully immunized.	

Demographic summary	First dose	Series complete	Total people vaccinated
Age group	1,895	11,413	13,308
12-14 years	44	0	44
15-24 years	164	297	461
25-34 years	185	466	651
35-44 years	213	640	853
45-54 years	237	1,115	1,352
55-64 years	443	2,543	2,986
65-74 years	378	3,837	4,215
75-84 years	181	2,025	2,206
85+ years	50	490	540
Race	1,895	11,413	13,308
White	1,312	9,005	10,317
Black	183	742	925
American Indian/Alaskan	11	56	67
Other	185	663	848
Unknown	204	947	1,151
Other race includes Asian, native Hawaiian/Pacific Islander, or other.			
Ethnicity	1,895	11,413	13,308
Hispanic	180	604	784
Non-Hispanic	1,181	8,267	9,448
Unknown	534	2,542	3,076
Gender	1,895	11,413	13,308
Female	1,056	6,396	7,452
Male	837	5,016	5,853
Unknown	2	1	3



COVID-19: Liberty County vaccine summary

Vaccination data through May 31, 2021 as of Jun 1, 2021 at 12:05 AM

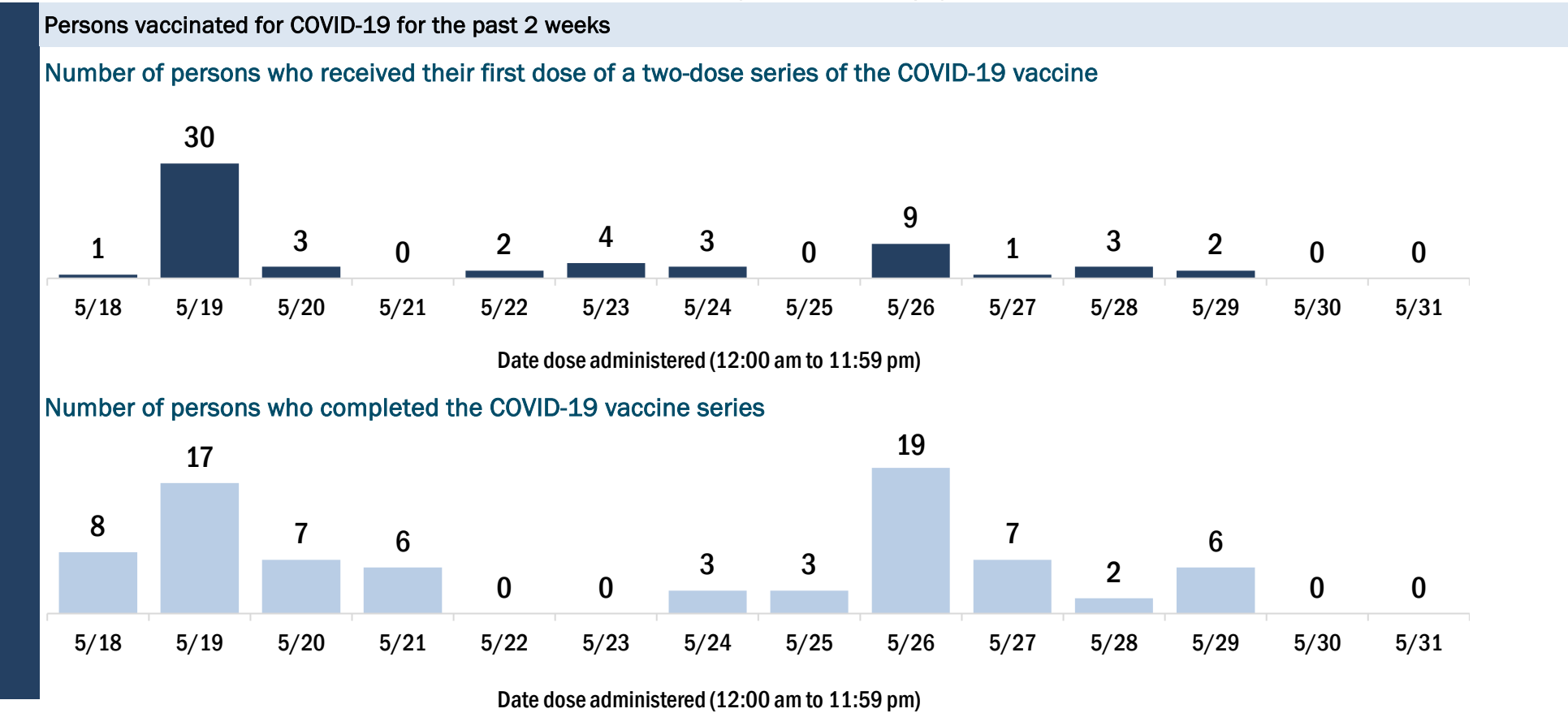
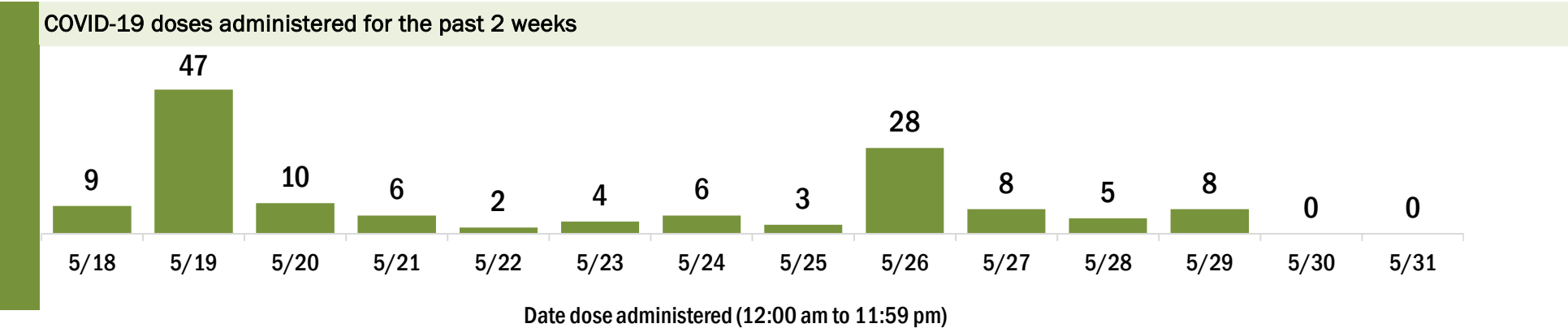
Data in this report are provisional and subject to change.

Data in this summary pertain to COVID-19 vaccines approved by the U.S. Food and Drug Administration and have been issued an Emergency Use Authorization (Janssen COVID-19 Vaccine, Moderna COVID-19 Vaccine and Pfizer-BioNTech COVID-19 Vaccine). These data summarize the number of people who have received either their first dose or have completed the series for a COVID-19 vaccine. **A person can only be counted in one category, first dose or series complete.** For persons receiving Moderna or Pfizer vaccines, once they receive their second dose, they are moved from the first dose column to the series completed column. **Because of this, the total first dose category may show a change from report to report not matching the total receiving their first dose from the previous day.** Persons receiving Johnson & Johnson vaccines will always be counted in the series completed column.

COVID-19 doses for vaccinated persons in Florida	
Doses administered	3,879
People receiving one dose of a 1-dose series (Johnson & Johnson) or receiving only one dose of a 2-dose series (Moderna, Pfizer) count once. Persons receiving both doses of a 2-dose series count twice.	

Current status of persons vaccinated for COVID-19 in Florida	
Total people vaccinated	2,163
First dose	331
Series completed	1,832
Completed 1-dose series	116
Completed 2-dose series	1,716
First dose: current number of people who have only received their first dose of the Moderna or Pfizer vaccine.	
Series complete: current number of people who have received both Moderna or Pfizer vaccine doses or one Johnson & Johnson dose and are considered fully immunized.	

Demographic summary	First dose	Series complete	Total people vaccinated
Age group	331	1,832	2,163
12-14 years	0	0	0
15-24 years	26	45	71
25-34 years	47	113	160
35-44 years	58	214	272
45-54 years	62	268	330
55-64 years	74	441	515
65-74 years	42	457	499
75-84 years	18	235	253
85+ years	4	59	63
Race	331	1,832	2,163
White	154	1,111	1,265
Black	43	184	227
American Indian/Alaskan	2	11	13
Other	19	134	153
Unknown	113	392	505
Other race includes Asian, native Hawaiian/Pacific Islander, or other.			
Ethnicity	331	1,832	2,163
Hispanic	13	29	42
Non-Hispanic	108	820	928
Unknown	210	983	1,193
Gender	331	1,832	2,163
Female	114	784	898
Male	217	1,048	1,265
Unknown	0	0	0



COVID-19: Madison County vaccine summary

Vaccination data through May 31, 2021 as of Jun 1, 2021 at 12:05 AM

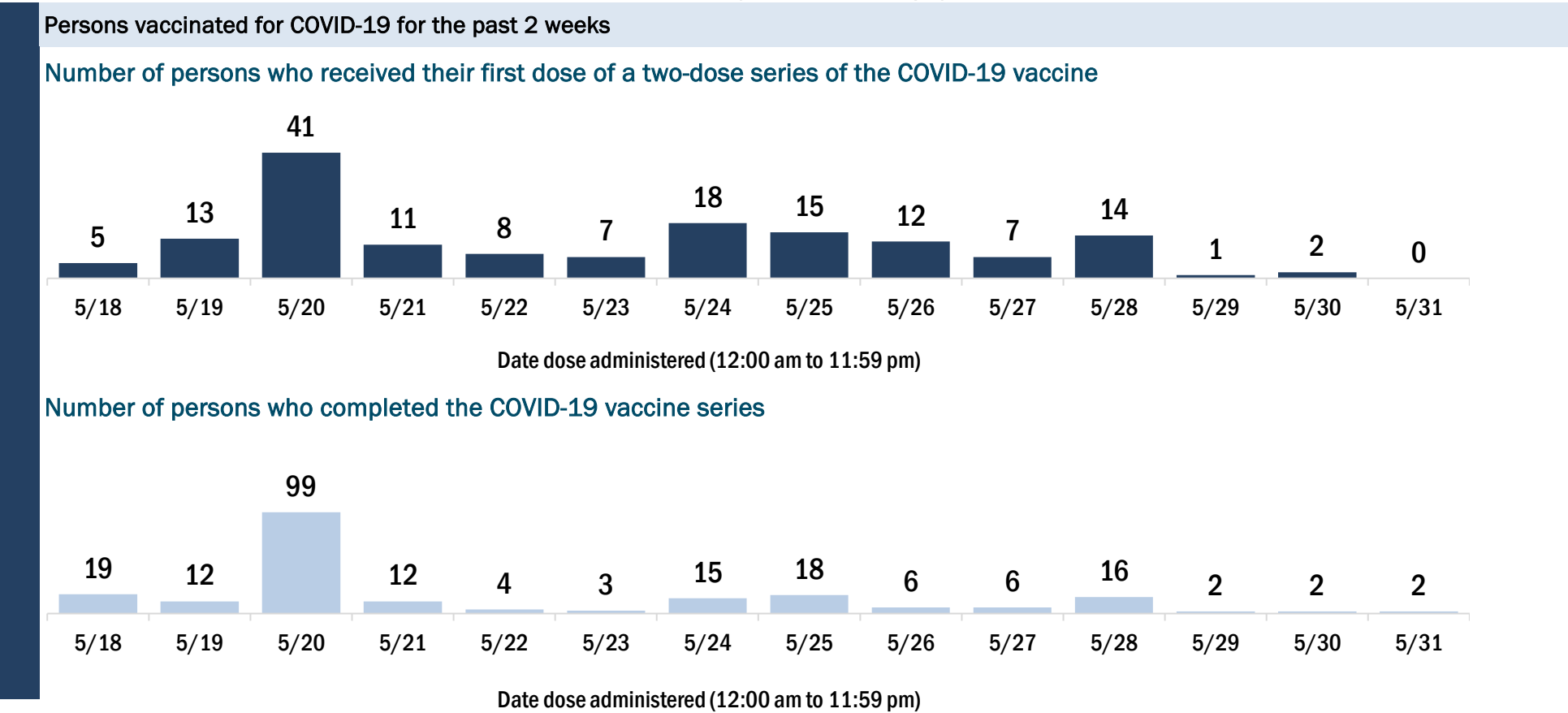
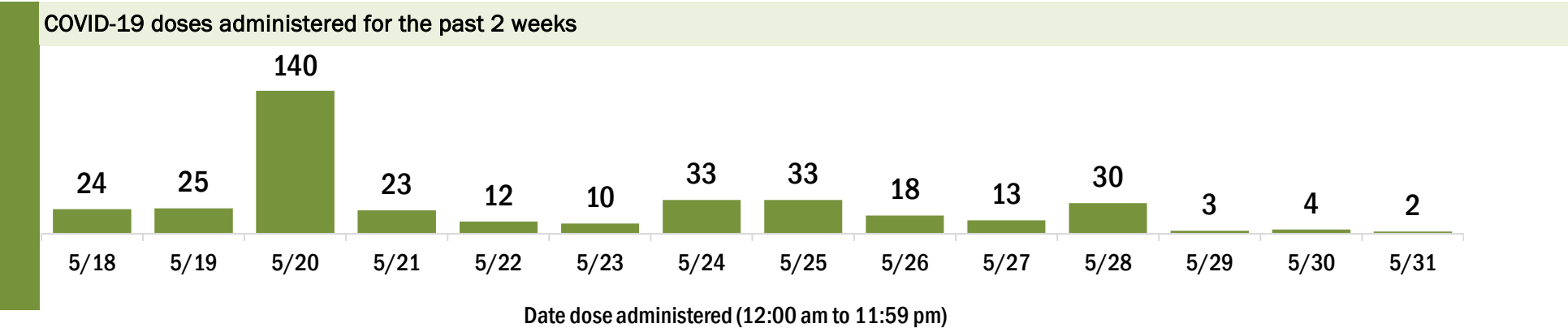
Data in this report are provisional and subject to change.

Data in this summary pertain to COVID-19 vaccines approved by the U.S. Food and Drug Administration and have been issued an Emergency Use Authorization (Janssen COVID-19 Vaccine, Moderna COVID-19 Vaccine and Pfizer-BioNTech COVID-19 Vaccine). These data summarize the number of people who have received either their first dose or have completed the series for a COVID-19 vaccine. **A person can only be counted in one category, first dose or series complete.** For persons receiving Moderna or Pfizer vaccines, once they receive their second dose, they are moved from the first dose column to the series completed column. **Because of this, the total first dose category may show a change from report to report not matching the total receiving their first dose from the previous day.** Persons receiving Johnson & Johnson vaccines will always be counted in the series completed column.

COVID-19 doses for vaccinated persons in Florida	
Doses administered	10,385
People receiving one dose of a 1-dose series (Johnson & Johnson) or receiving only one dose of a 2-dose series (Moderna, Pfizer) count once. Persons receiving both doses of a 2-dose series count twice.	

Current status of persons vaccinated for COVID-19 in Florida	
Total people vaccinated	5,926
First dose	969
Series completed	4,957
Completed 1-dose series	498
Completed 2-dose series	4,459
First dose: current number of people who have only received their first dose of the Moderna or Pfizer vaccine.	
Series complete: current number of people who have received both Moderna or Pfizer vaccine doses or one Johnson & Johnson dose and are considered fully immunized.	

Demographic summary	First dose	Series complete	Total people vaccinated
Age group	969	4,957	5,926
12-14 years	9	0	9
15-24 years	70	115	185
25-34 years	102	235	337
35-44 years	122	445	567
45-54 years	177	662	839
55-64 years	274	1,050	1,324
65-74 years	127	1,476	1,603
75-84 years	64	769	833
85+ years	24	205	229
Race	969	4,957	5,926
White	455	2,728	3,183
Black	351	1,585	1,936
American Indian/Alaskan	0	8	8
Other	77	392	469
Unknown	86	244	330
Other race includes Asian, native Hawaiian/Pacific Islander, or other.			
Ethnicity	969	4,957	5,926
Hispanic	48	238	286
Non-Hispanic	720	2,995	3,715
Unknown	201	1,724	1,925
Gender	969	4,957	5,926
Female	475	2,442	2,917
Male	494	2,515	3,009
Unknown	0	0	0



COVID-19: Manatee County vaccine summary

Vaccination data through May 31, 2021 as of Jun 1, 2021 at 12:05 AM

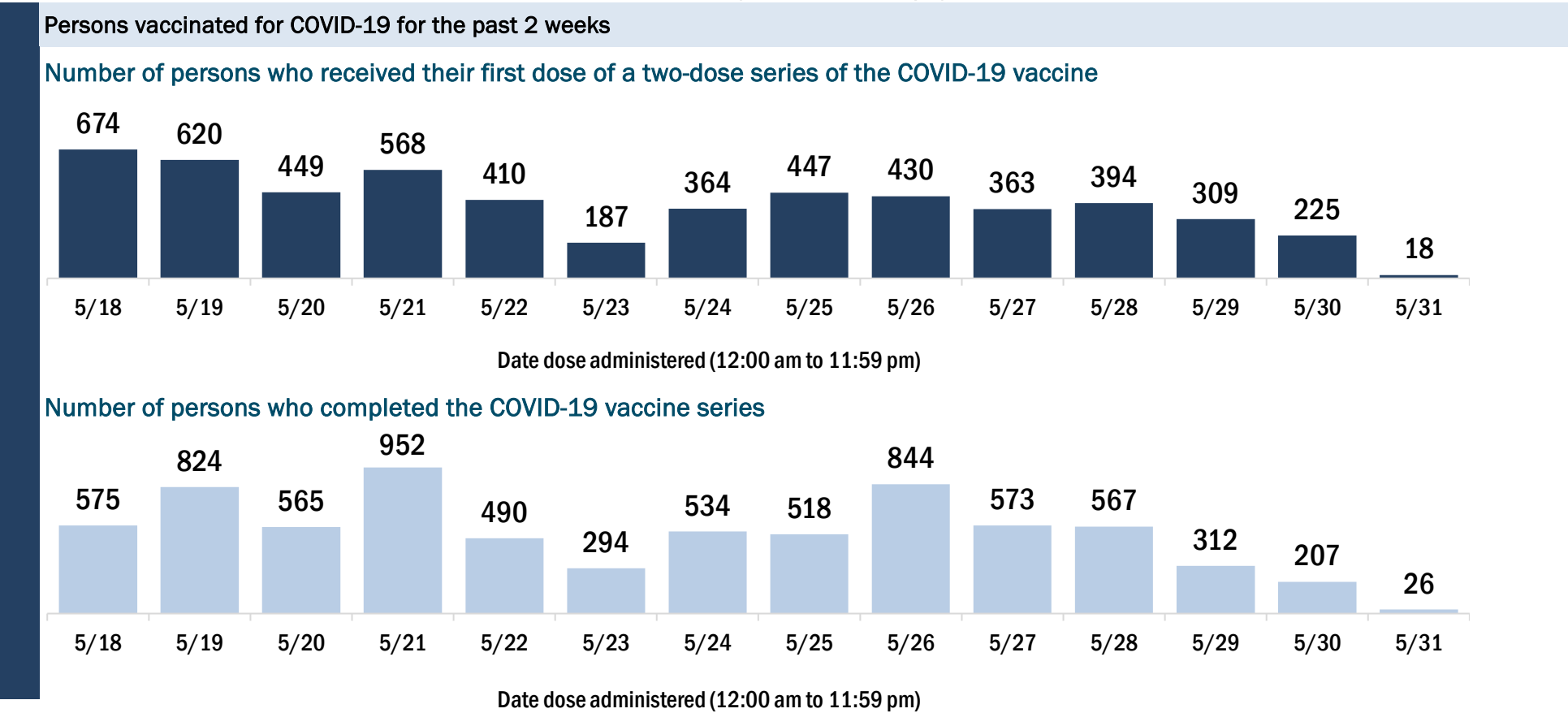
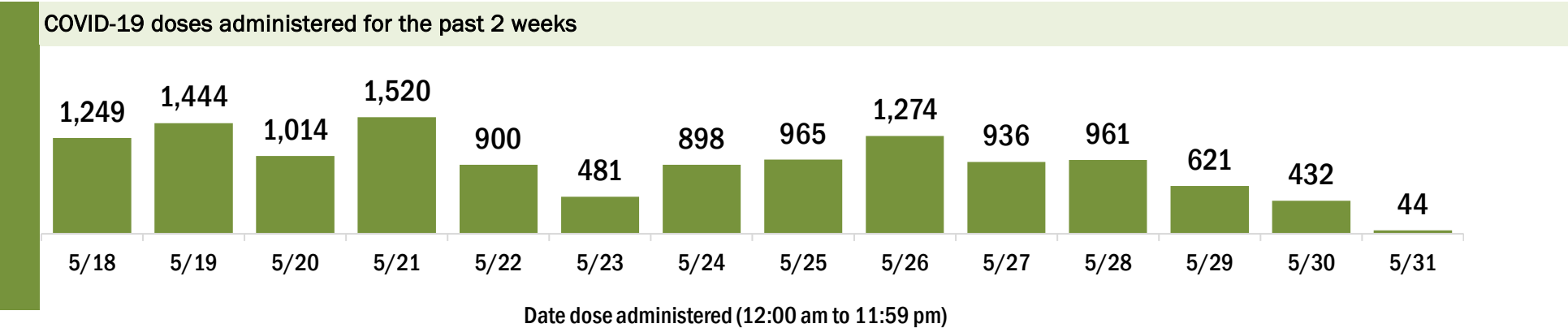
Data in this report are provisional and subject to change.

Data in this summary pertain to COVID-19 vaccines approved by the U.S. Food and Drug Administration and have been issued an Emergency Use Authorization (Janssen COVID-19 Vaccine, Moderna COVID-19 Vaccine and Pfizer-BioNTech COVID-19 Vaccine). These data summarize the number of people who have received either their first dose or have completed the series for a COVID-19 vaccine. **A person can only be counted in one category, first dose or series complete.** For persons receiving Moderna or Pfizer vaccines, once they receive their second dose, they are moved from the first dose column to the series completed column. **Because of this, the total first dose category may show a change from report to report not matching the total receiving their first dose from the previous day.** Persons receiving Johnson & Johnson vaccines will always be counted in the series completed column.

COVID-19 doses for vaccinated persons in Florida	
Doses administered	334,858
People receiving one dose of a 1-dose series (Johnson & Johnson) or receiving only one dose of a 2-dose series (Moderna, Pfizer) count once. Persons receiving both doses of a 2-dose series count twice.	

Current status of persons vaccinated for COVID-19 in Florida	
Total people vaccinated	188,550
First dose	33,048
Series completed	155,502
Completed 1-dose series	9,194
Completed 2-dose series	146,308
First dose: current number of people who have only received their first dose of the Moderna or Pfizer vaccine.	
Series complete: current number of people who have received both Moderna or Pfizer vaccine doses or one Johnson & Johnson dose and are considered fully immunized.	

Demographic summary	First dose	Series complete	Total people vaccinated
Age group	33,048	155,502	188,550
12-14 years	977	0	977
15-24 years	3,197	6,158	9,355
25-34 years	2,929	8,794	11,723
35-44 years	3,465	12,058	15,523
45-54 years	4,367	17,970	22,337
55-64 years	5,649	31,431	37,080
65-74 years	6,636	45,676	52,312
75-84 years	4,214	25,653	29,867
85+ years	1,614	7,762	9,376
Race	33,048	155,502	188,550
White	22,921	116,757	139,678
Black	1,473	5,293	6,766
American Indian/Alaskan	160	636	796
Other	3,236	13,122	16,358
Unknown	5,258	19,694	24,952
Other race includes Asian, native Hawaiian/Pacific Islander, or other.			
Ethnicity	33,048	155,502	188,550
Hispanic	4,157	10,762	14,919
Non-Hispanic	17,440	92,822	110,262
Unknown	11,451	51,918	63,369
Gender	33,048	155,502	188,550
Female	17,713	85,391	103,104
Male	15,232	70,031	85,263
Unknown	103	80	183



COVID-19: Marion County vaccine summary

Vaccination data through May 31, 2021 as of Jun 1, 2021 at 12:05 AM

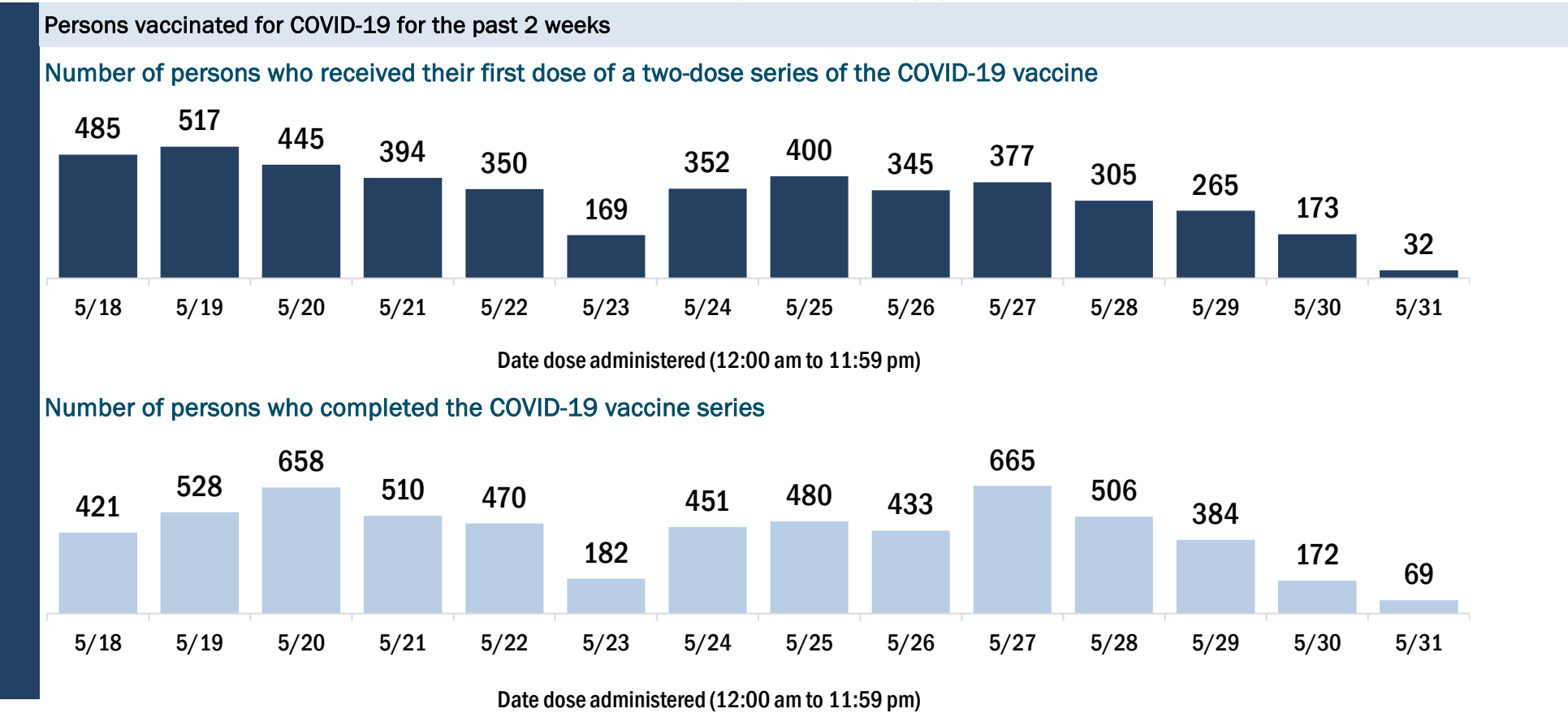
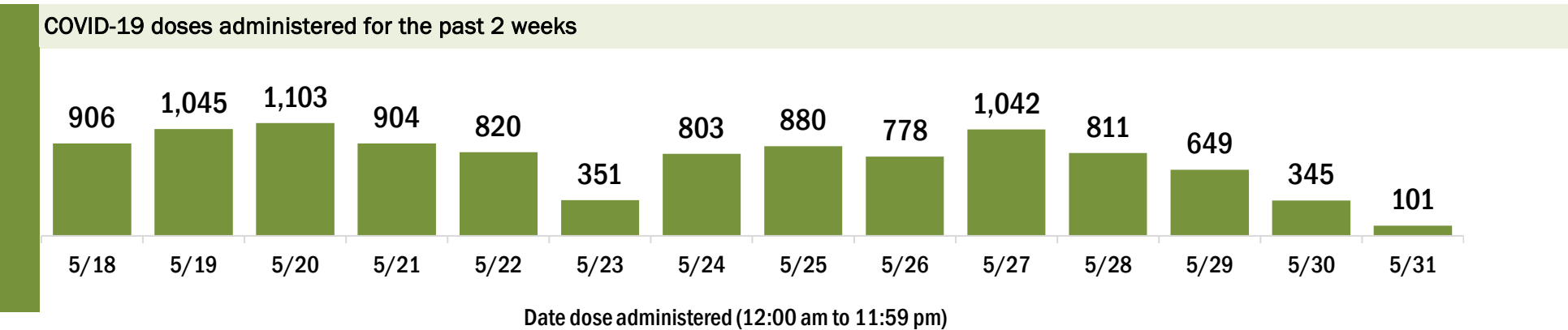
Data in this report are provisional and subject to change.

Data in this summary pertain to COVID-19 vaccines approved by the U.S. Food and Drug Administration and have been issued an Emergency Use Authorization (Janssen COVID-19 Vaccine, Moderna COVID-19 Vaccine and Pfizer-BioNTech COVID-19 Vaccine). These data summarize the number of people who have received either their first dose or have completed the series for a COVID-19 vaccine. **A person can only be counted in one category, first dose or series complete.** For persons receiving Moderna or Pfizer vaccines, once they receive their second dose, they are moved from the first dose column to the series completed column. **Because of this, the total first dose category may show a change from report to report not matching the total receiving their first dose from the previous day.** Persons receiving Johnson & Johnson vaccines will always be counted in the series completed column.

COVID-19 doses for vaccinated persons in Florida	
Doses administered	279,112
People receiving one dose of a 1-dose series (Johnson & Johnson) or receiving only one dose of a 2-dose series (Moderna, Pfizer) count once. Persons receiving both doses of a 2-dose series count twice.	

Current status of persons vaccinated for COVID-19 in Florida	
Total people vaccinated	154,819
First dose	23,221
Series completed	131,598
Completed 1-dose series	7,305
Completed 2-dose series	124,293
First dose: current number of people who have only received their first dose of the Moderna or Pfizer vaccine.	
Series complete: current number of people who have received both Moderna or Pfizer vaccine doses or one Johnson & Johnson dose and are considered fully immunized.	

Demographic summary	First dose	Series complete	Total people vaccinated
Age group	23,221	131,598	154,819
12-14 years	665	0	665
15-24 years	2,332	4,556	6,888
25-34 years	2,188	6,483	8,671
35-44 years	2,536	8,770	11,306
45-54 years	3,157	13,066	16,223
55-64 years	4,550	24,199	28,749
65-74 years	4,003	39,826	43,829
75-84 years	2,692	27,068	29,760
85+ years	1,098	7,630	8,728
Race	23,221	131,598	154,819
White	14,094	90,984	105,078
Black	1,994	9,186	11,180
American Indian/Alaskan	111	512	623
Other	2,968	12,342	15,310
Unknown	4,054	18,574	22,628
Other race includes Asian, native Hawaiian/Pacific Islander, or other.			
Ethnicity	23,221	131,598	154,819
Hispanic	3,249	11,210	14,459
Non-Hispanic	11,401	79,965	91,366
Unknown	8,571	40,423	48,994
Gender	23,221	131,598	154,819
Female	12,892	74,367	87,259
Male	10,286	57,178	67,464
Unknown	43	53	96



COVID-19: Martin County vaccine summary

Vaccination data through May 31, 2021 as of Jun 1, 2021 at 12:05 AM

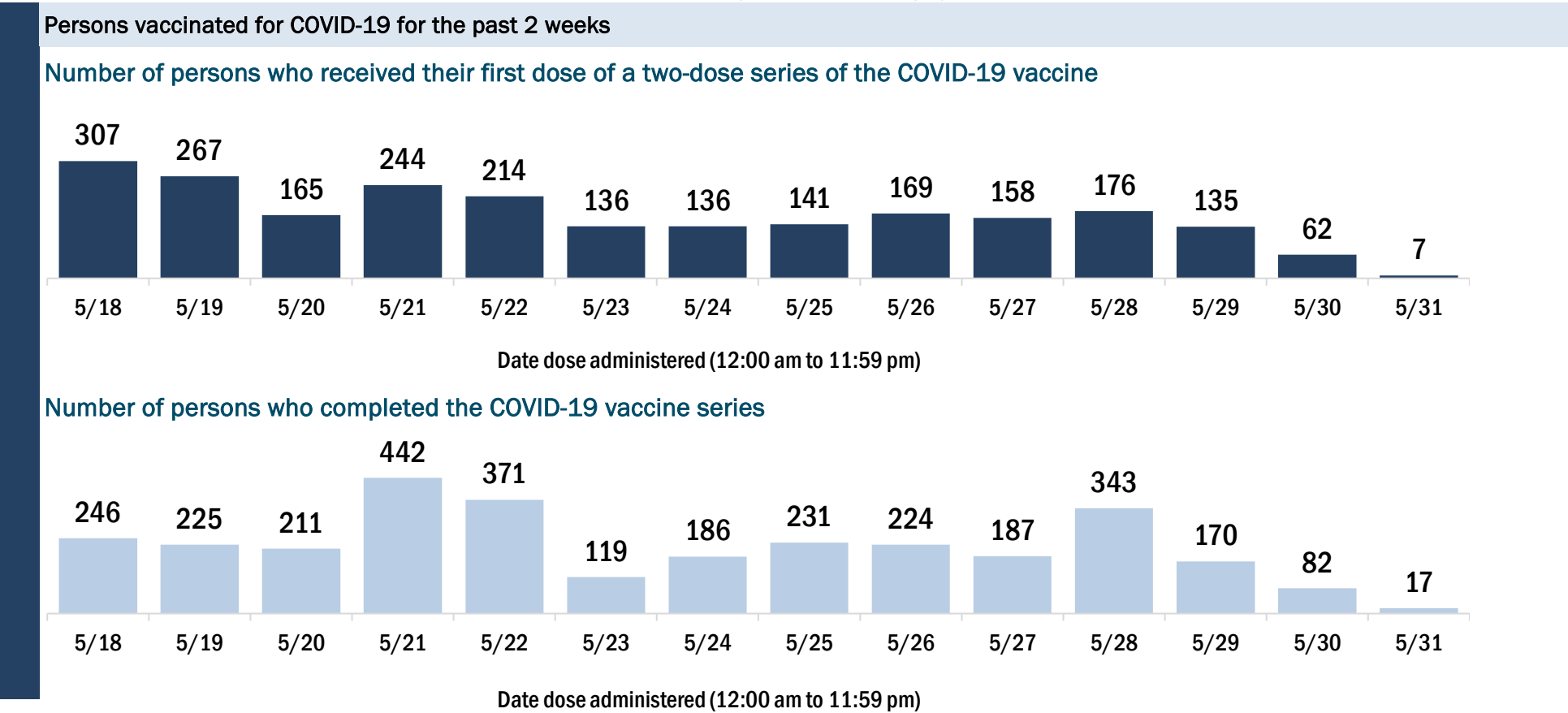
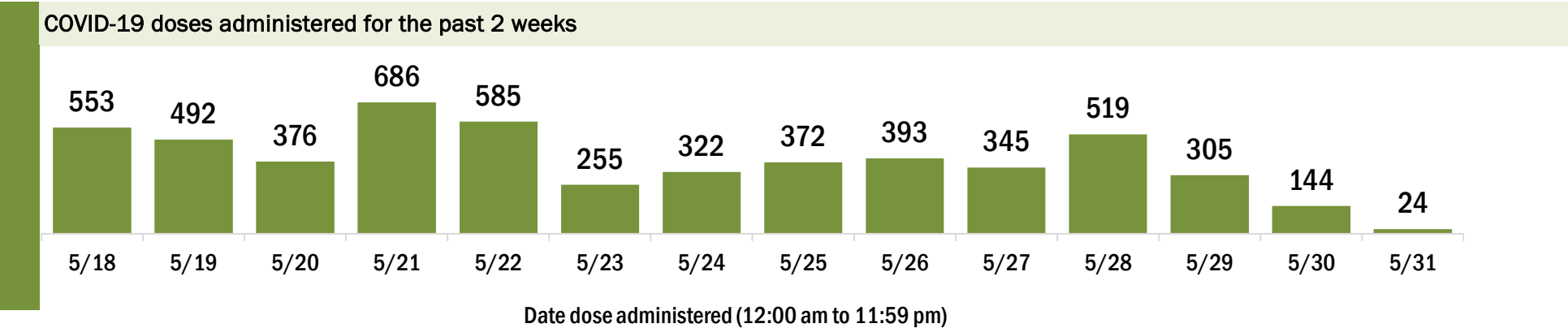
Data in this report are provisional and subject to change.

Data in this summary pertain to COVID-19 vaccines approved by the U.S. Food and Drug Administration and have been issued an Emergency Use Authorization (Janssen COVID-19 Vaccine, Moderna COVID-19 Vaccine and Pfizer-BioNTech COVID-19 Vaccine). These data summarize the number of people who have received either their first dose or have completed the series for a COVID-19 vaccine. **A person can only be counted in one category, first dose or series complete.** For persons receiving Moderna or Pfizer vaccines, once they receive their second dose, they are moved from the first dose column to the series completed column. **Because of this, the total first dose category may show a change from report to report not matching the total receiving their first dose from the previous day.** Persons receiving Johnson & Johnson vaccines will always be counted in the series completed column.

COVID-19 doses for vaccinated persons in Florida	
Doses administered	144,989
People receiving one dose of a 1-dose series (Johnson & Johnson) or receiving only one dose of a 2-dose series (Moderna, Pfizer) count once. Persons receiving both doses of a 2-dose series count twice.	

Current status of persons vaccinated for COVID-19 in Florida	
Total people vaccinated	81,805
First dose	14,190
Series completed	67,615
Completed 1-dose series	4,431
Completed 2-dose series	63,184
First dose: current number of people who have only received their first dose of the Moderna or Pfizer vaccine.	
Series complete: current number of people who have received both Moderna or Pfizer vaccine doses or one Johnson & Johnson dose and are considered fully immunized.	

Demographic summary	First dose	Series complete	Total people vaccinated
Age group	14,190	67,615	81,805
12-14 years	393	0	393
15-24 years	1,361	2,271	3,632
25-34 years	1,139	2,862	4,001
35-44 years	1,372	4,530	5,902
45-54 years	1,973	6,923	8,896
55-64 years	3,282	13,849	17,131
65-74 years	2,303	19,383	21,686
75-84 years	1,611	13,028	14,639
85+ years	756	4,769	5,525
Race	14,190	67,615	81,805
White	9,802	46,259	56,061
Black	529	1,726	2,255
American Indian/Alaskan	61	140	201
Other	1,335	4,904	6,239
Unknown	2,463	14,586	17,049
Other race includes Asian, native Hawaiian/Pacific Islander, or other.			
Ethnicity	14,190	67,615	81,805
Hispanic	1,421	3,341	4,762
Non-Hispanic	7,126	30,725	37,851
Unknown	5,643	33,549	39,192
Gender	14,190	67,615	81,805
Female	7,414	37,109	44,523
Male	6,757	30,487	37,244
Unknown	19	19	38



COVID-19: Monroe County vaccine summary

Vaccination data through May 31, 2021 as of Jun 1, 2021 at 12:05 AM

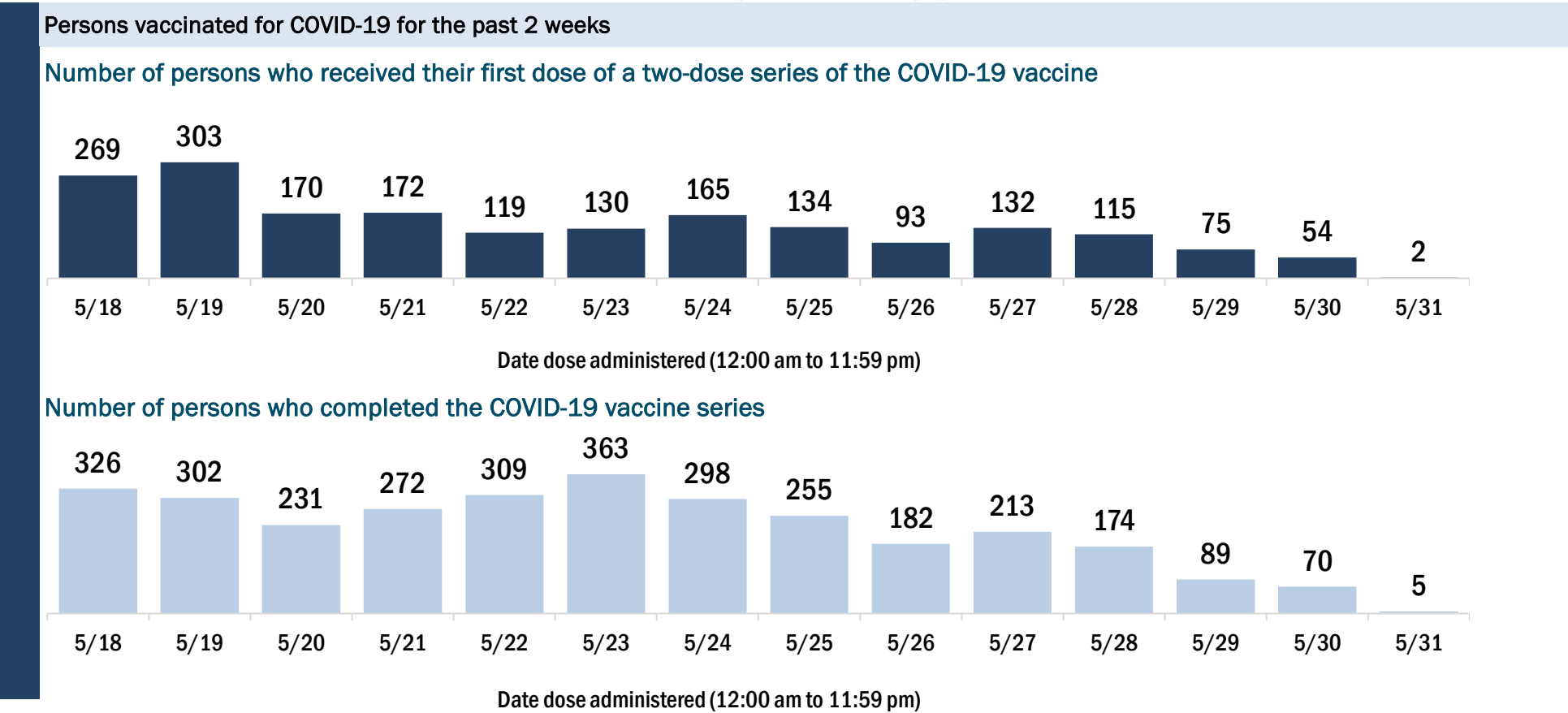
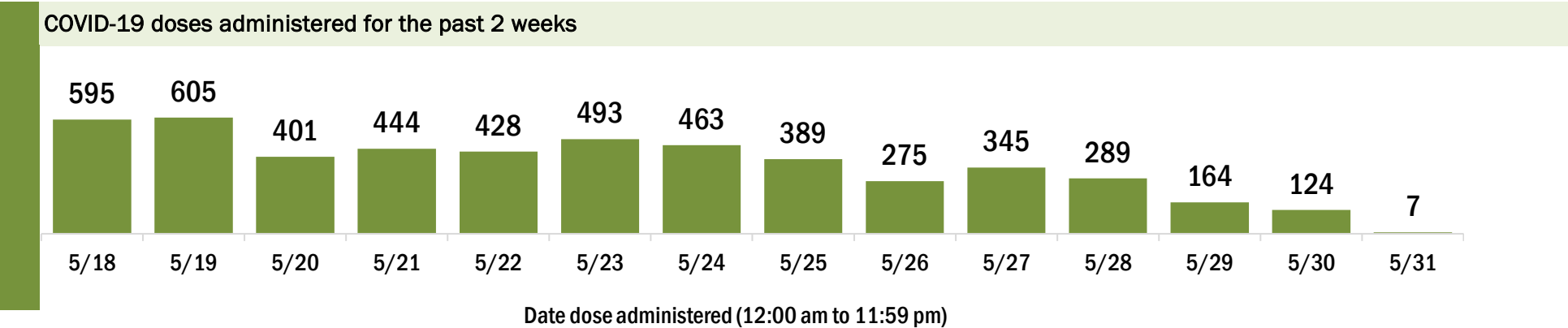
Data in this report are provisional and subject to change.

Data in this summary pertain to COVID-19 vaccines approved by the U.S. Food and Drug Administration and have been issued an Emergency Use Authorization (Janssen COVID-19 Vaccine, Moderna COVID-19 Vaccine and Pfizer-BioNTech COVID-19 Vaccine). These data summarize the number of people who have received either their first dose or have completed the series for a COVID-19 vaccine. **A person can only be counted in one category, first dose or series complete.** For persons receiving Moderna or Pfizer vaccines, once they receive their second dose, they are moved from the first dose column to the series completed column. **Because of this, the total first dose category may show a change from report to report not matching the total receiving their first dose from the previous day.** Persons receiving Johnson & Johnson vaccines will always be counted in the series completed column.

COVID-19 doses for vaccinated persons in Florida	
Doses administered	73,450
People receiving one dose of a 1-dose series (Johnson & Johnson) or receiving only one dose of a 2-dose series (Moderna, Pfizer) count once. Persons receiving both doses of a 2-dose series count twice.	

Current status of persons vaccinated for COVID-19 in Florida	
Total people vaccinated	42,931
First dose	9,197
Series completed	33,734
Completed 1-dose series	3,215
Completed 2-dose series	30,519
First dose: current number of people who have only received their first dose of the Moderna or Pfizer vaccine.	
Series complete: current number of people who have received both Moderna or Pfizer vaccine doses or one Johnson & Johnson dose and are considered fully immunized.	

Demographic summary	First dose	Series complete	Total people vaccinated
Age group	9,197	33,734	42,931
12-14 years	161	0	161
15-24 years	774	1,158	1,932
25-34 years	1,180	2,145	3,325
35-44 years	1,333	3,186	4,519
45-54 years	1,671	4,656	6,327
55-64 years	1,952	8,010	9,962
65-74 years	1,441	9,494	10,935
75-84 years	546	4,076	4,622
85+ years	139	1,009	1,148
Race	9,197	33,734	42,931
White	5,985	23,999	29,984
Black	322	770	1,092
American Indian/Alaskan	42	126	168
Other	758	2,063	2,821
Unknown	2,090	6,776	8,866
Other race includes Asian, native Hawaiian/Pacific Islander, or other.			
Ethnicity	9,197	33,734	42,931
Hispanic	1,651	3,877	5,528
Non-Hispanic	4,130	18,224	22,354
Unknown	3,416	11,633	15,049
Gender	9,197	33,734	42,931
Female	4,481	17,228	21,709
Male	4,705	16,503	21,208
Unknown	11	3	14



COVID-19: Nassau County vaccine summary

Vaccination data through May 31, 2021 as of Jun 1, 2021 at 12:05 AM

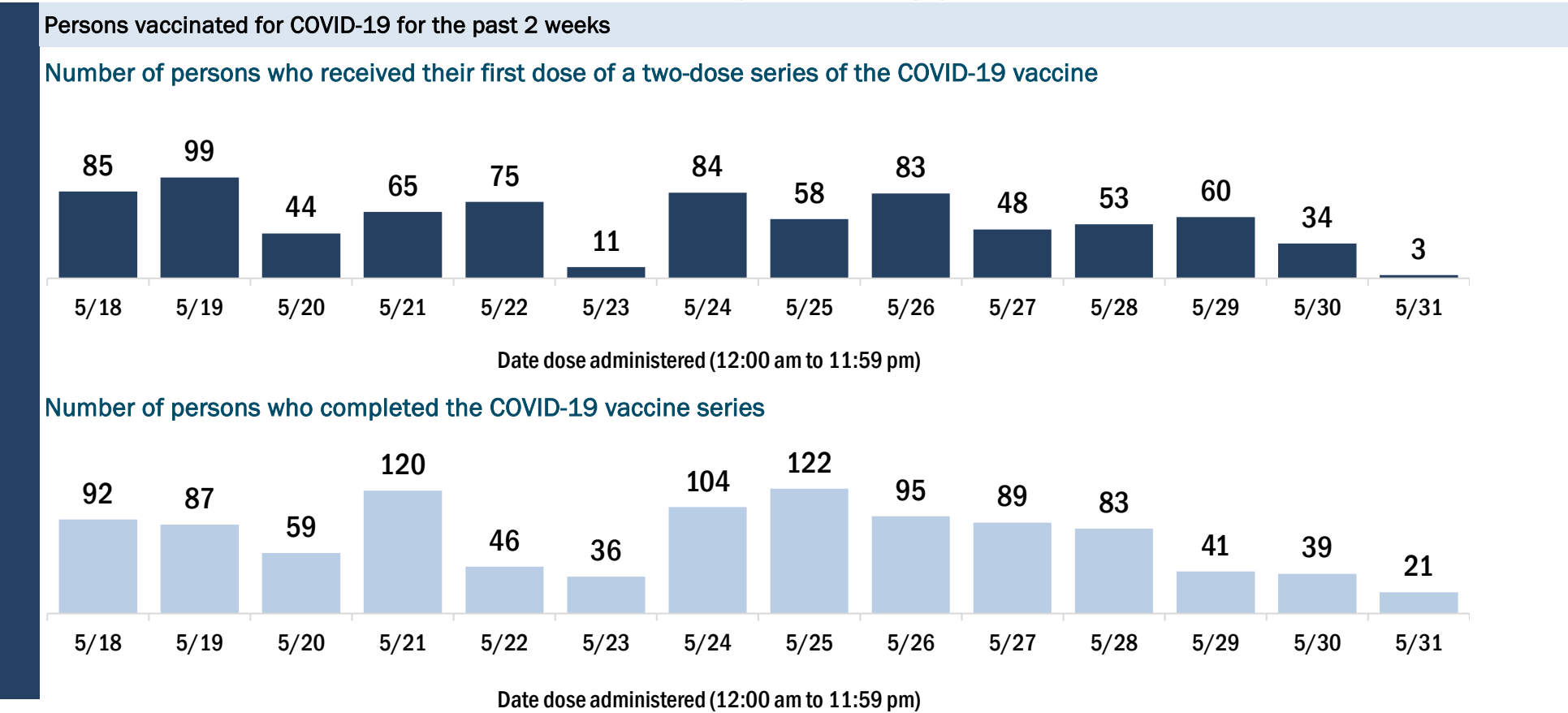
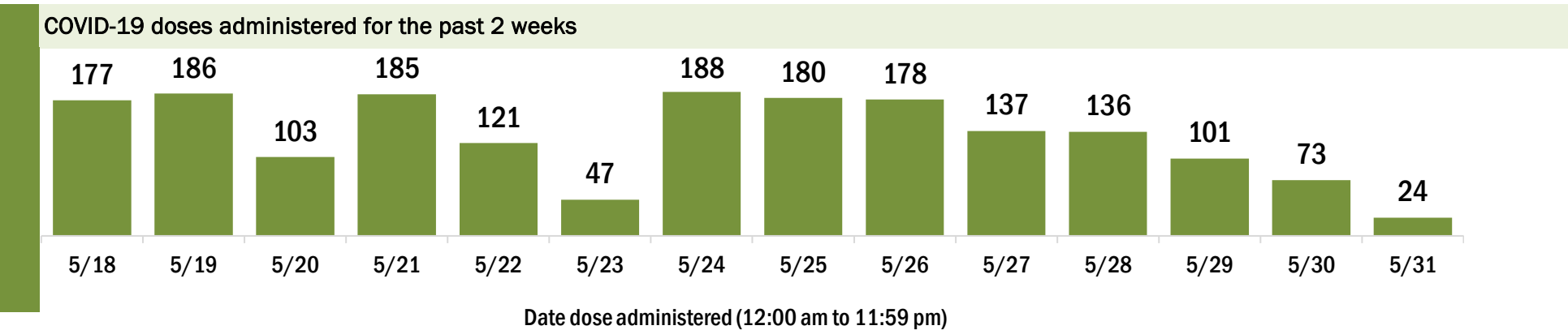
Data in this report are provisional and subject to change.

Data in this summary pertain to COVID-19 vaccines approved by the U.S. Food and Drug Administration and have been issued an Emergency Use Authorization (Janssen COVID-19 Vaccine, Moderna COVID-19 Vaccine and Pfizer-BioNTech COVID-19 Vaccine). These data summarize the number of people who have received either their first dose or have completed the series for a COVID-19 vaccine. **A person can only be counted in one category, first dose or series complete.** For persons receiving Moderna or Pfizer vaccines, once they receive their second dose, they are moved from the first dose column to the series completed column. **Because of this, the total first dose category may show a change from report to report not matching the total receiving their first dose from the previous day.** Persons receiving Johnson & Johnson vaccines will always be counted in the series completed column.

COVID-19 doses for vaccinated persons in Florida	
Doses administered	66,295
People receiving one dose of a 1-dose series (Johnson & Johnson) or receiving only one dose of a 2-dose series (Moderna, Pfizer) count once. Persons receiving both doses of a 2-dose series count twice.	

Current status of persons vaccinated for COVID-19 in Florida	
Total people vaccinated	36,453
First dose	3,943
Series completed	32,510
Completed 1-dose series	2,668
Completed 2-dose series	29,842
First dose: current number of people who have only received their first dose of the Moderna or Pfizer vaccine.	
Series complete: current number of people who have received both Moderna or Pfizer vaccine doses or one Johnson & Johnson dose and are considered fully immunized.	

Demographic summary	First dose	Series complete	Total people vaccinated
Age group	3,943	32,510	36,453
12-14 years	176	0	176
15-24 years	502	1,239	1,741
25-34 years	394	1,586	1,980
35-44 years	433	2,591	3,024
45-54 years	542	3,740	4,282
55-64 years	668	7,392	8,060
65-74 years	709	9,853	10,562
75-84 years	391	4,754	5,145
85+ years	128	1,355	1,483
Race	3,943	32,510	36,453
White	2,806	26,263	29,069
Black	207	1,540	1,747
American Indian/Alaskan	18	128	146
Other	274	1,654	1,928
Unknown	638	2,925	3,563
Other race includes Asian, native Hawaiian/Pacific Islander, or other.			
Ethnicity	3,943	32,510	36,453
Hispanic	171	959	1,130
Non-Hispanic	2,497	25,368	27,865
Unknown	1,275	6,183	7,458
Gender	3,943	32,510	36,453
Female	2,121	17,993	20,114
Male	1,816	14,514	16,330
Unknown	6	3	9



COVID-19: Okaloosa County vaccine summary

Vaccination data through May 31, 2021 as of Jun 1, 2021 at 12:05 AM

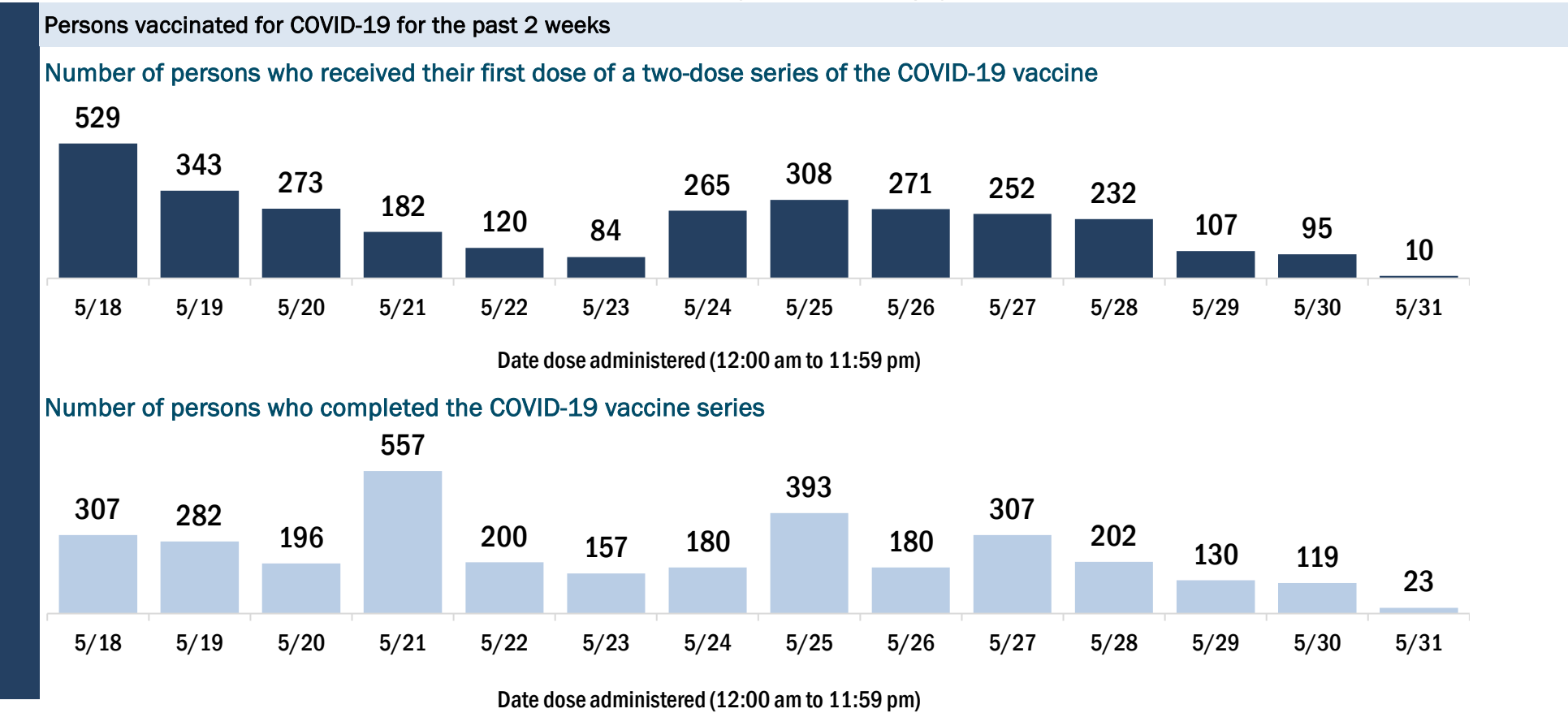
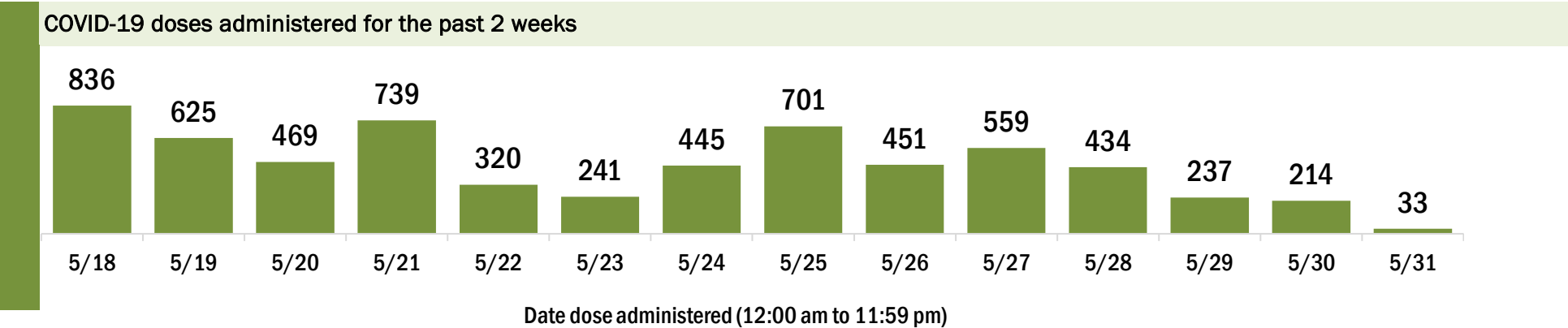
Data in this report are provisional and subject to change.

Data in this summary pertain to COVID-19 vaccines approved by the U.S. Food and Drug Administration and have been issued an Emergency Use Authorization (Janssen COVID-19 Vaccine, Moderna COVID-19 Vaccine and Pfizer-BioNTech COVID-19 Vaccine). These data summarize the number of people who have received either their first dose or have completed the series for a COVID-19 vaccine. **A person can only be counted in one category, first dose or series complete.** For persons receiving Moderna or Pfizer vaccines, once they receive their second dose, they are moved from the first dose column to the series completed column. **Because of this, the total first dose category may show a change from report to report not matching the total receiving their first dose from the previous day.** Persons receiving Johnson & Johnson vaccines will always be counted in the series completed column.

COVID-19 doses for vaccinated persons in Florida	
Doses administered	121,262
People receiving one dose of a 1-dose series (Johnson & Johnson) or receiving only one dose of a 2-dose series (Moderna, Pfizer) count once. Persons receiving both doses of a 2-dose series count twice.	

Current status of persons vaccinated for COVID-19 in Florida	
Total people vaccinated	68,876
First dose	11,145
Series completed	57,731
Completed 1-dose series	5,345
Completed 2-dose series	52,386
First dose: current number of people who have only received their first dose of the Moderna or Pfizer vaccine.	
Series complete: current number of people who have received both Moderna or Pfizer vaccine doses or one Johnson & Johnson dose and are considered fully immunized.	

Demographic summary	First dose	Series complete	Total people vaccinated
Age group	11,145	57,731	68,876
12-14 years	501	0	501
15-24 years	1,498	2,767	4,265
25-34 years	1,677	4,453	6,130
35-44 years	1,564	5,789	7,353
45-54 years	1,494	7,080	8,574
55-64 years	1,881	12,977	14,858
65-74 years	1,409	14,234	15,643
75-84 years	817	7,634	8,451
85+ years	304	2,797	3,101
Race	11,145	57,731	68,876
White	6,155	39,338	45,493
Black	745	3,308	4,053
American Indian/Alaskan	70	265	335
Other	1,298	5,574	6,872
Unknown	2,877	9,246	12,123
Other race includes Asian, native Hawaiian/Pacific Islander, or other.			
Ethnicity	11,145	57,731	68,876
Hispanic	871	2,742	3,613
Non-Hispanic	5,171	35,958	41,129
Unknown	5,103	19,031	24,134
Gender	11,145	57,731	68,876
Female	5,983	32,251	38,234
Male	5,055	25,447	30,502
Unknown	107	33	140



COVID-19: Okeechobee County vaccine summary

Vaccination data through May 31, 2021 as of Jun 1, 2021 at 12:05 AM

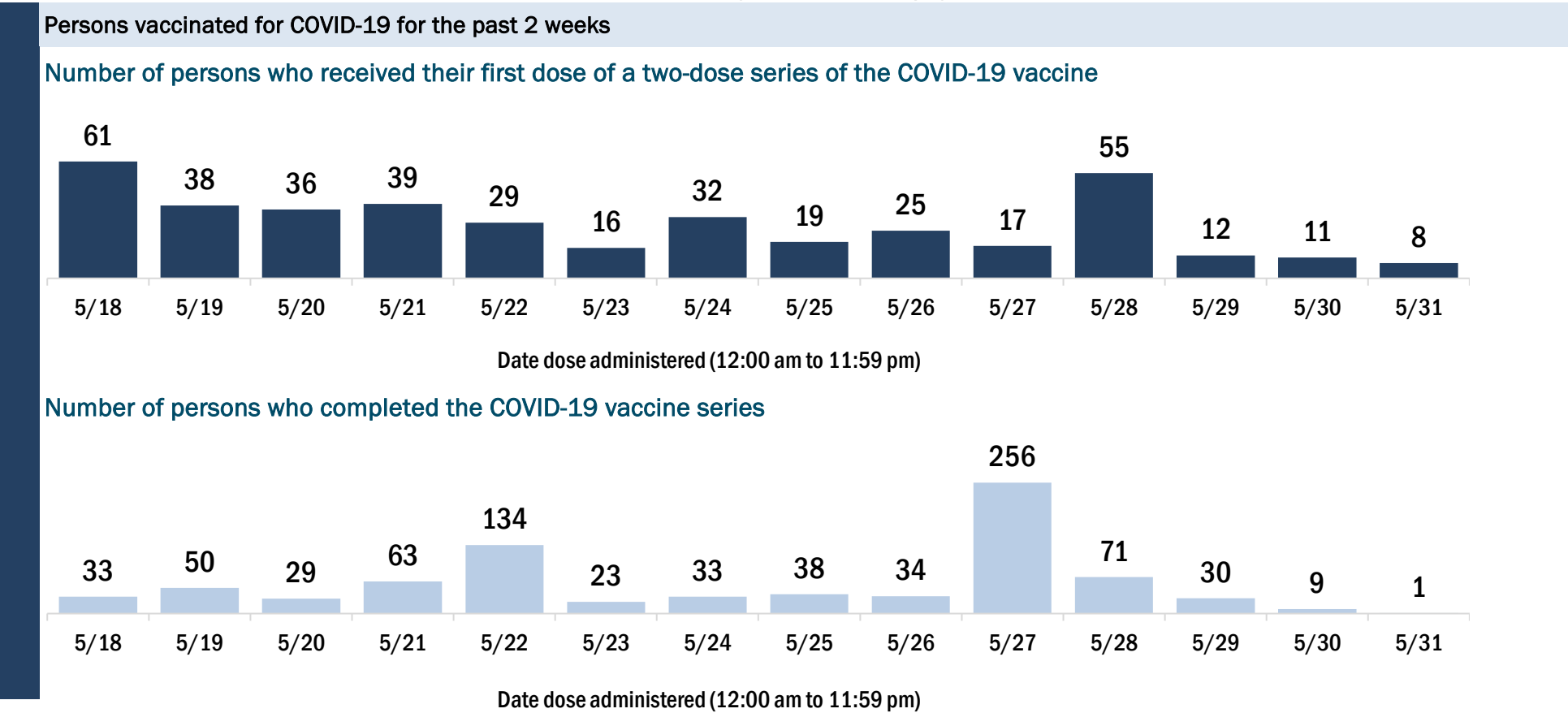
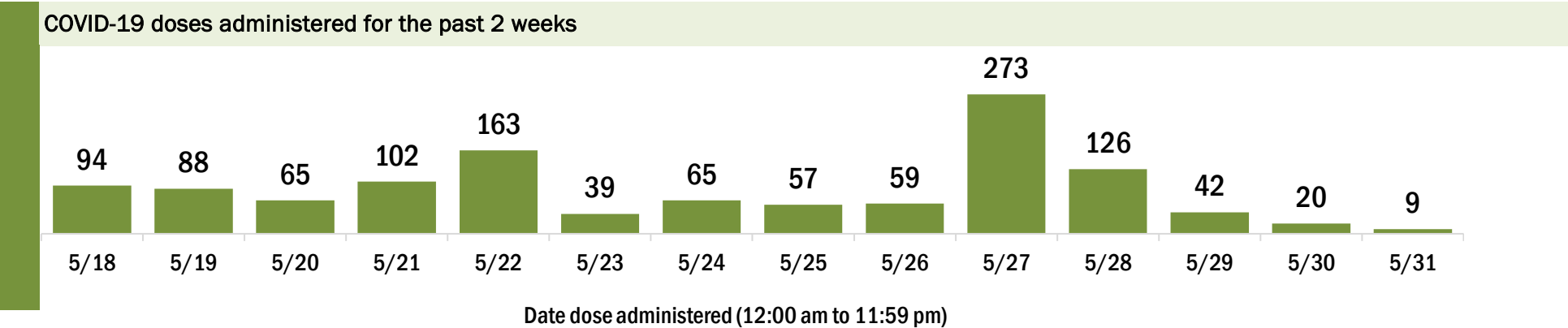
Data in this report are provisional and subject to change.

Data in this summary pertain to COVID-19 vaccines approved by the U.S. Food and Drug Administration and have been issued an Emergency Use Authorization (Janssen COVID-19 Vaccine, Moderna COVID-19 Vaccine and Pfizer-BioNTech COVID-19 Vaccine). These data summarize the number of people who have received either their first dose or have completed the series for a COVID-19 vaccine. **A person can only be counted in one category, first dose or series complete.** For persons receiving Moderna or Pfizer vaccines, once they receive their second dose, they are moved from the first dose column to the series completed column. **Because of this, the total first dose category may show a change from report to report not matching the total receiving their first dose from the previous day.** Persons receiving Johnson & Johnson vaccines will always be counted in the series completed column.

COVID-19 doses for vaccinated persons in Florida	
Doses administered	22,506
People receiving one dose of a 1-dose series (Johnson & Johnson) or receiving only one dose of a 2-dose series (Moderna, Pfizer) count once. Persons receiving both doses of a 2-dose series count twice.	

Current status of persons vaccinated for COVID-19 in Florida	
Total people vaccinated	12,639
First dose	1,862
Series completed	10,777
Completed 1-dose series	910
Completed 2-dose series	9,867
First dose: current number of people who have only received their first dose of the Moderna or Pfizer vaccine.	
Series complete: current number of people who have received both Moderna or Pfizer vaccine doses or one Johnson & Johnson dose and are considered fully immunized.	

Demographic summary	First dose	Series complete	Total people vaccinated
Age group	1,862	10,777	12,639
12-14 years	41	0	41
15-24 years	192	345	537
25-34 years	223	632	855
35-44 years	244	877	1,121
45-54 years	298	1,287	1,585
55-64 years	395	2,120	2,515
65-74 years	267	3,038	3,305
75-84 years	165	1,939	2,104
85+ years	37	539	576
Race	1,862	10,777	12,639
White	1,107	7,921	9,028
Black	80	340	420
American Indian/Alaskan	3	48	51
Other	260	980	1,240
Unknown	412	1,488	1,900
Other race includes Asian, native Hawaiian/Pacific Islander, or other.			
Ethnicity	1,862	10,777	12,639
Hispanic	430	1,508	1,938
Non-Hispanic	768	6,624	7,392
Unknown	664	2,645	3,309
Gender	1,862	10,777	12,639
Female	815	5,470	6,285
Male	1,041	5,307	6,348
Unknown	6	0	6



COVID-19: Orange County vaccine summary

Vaccination data through May 31, 2021 as of Jun 1, 2021 at 12:05 AM

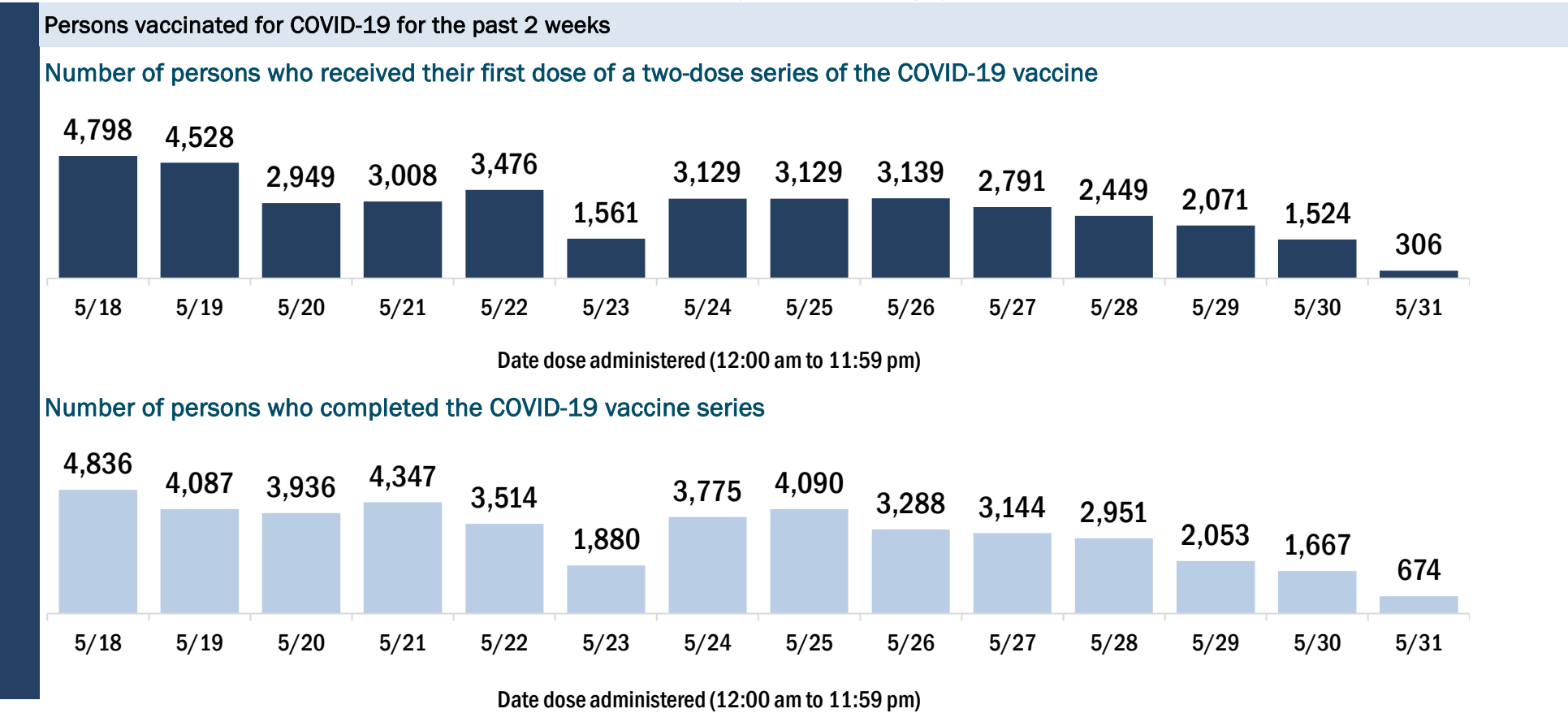
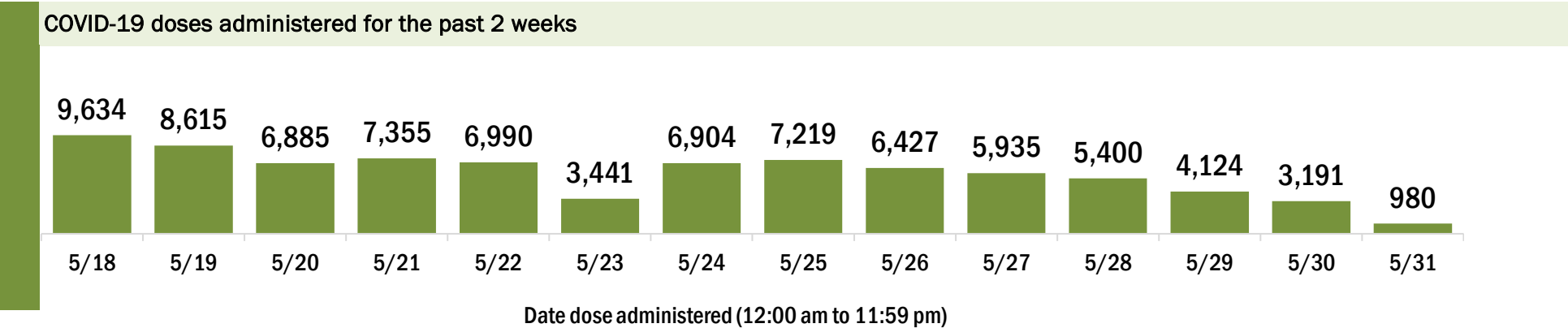
Data in this report are provisional and subject to change.

Data in this summary pertain to COVID-19 vaccines approved by the U.S. Food and Drug Administration and have been issued an Emergency Use Authorization (Janssen COVID-19 Vaccine, Moderna COVID-19 Vaccine and Pfizer-BioNTech COVID-19 Vaccine). These data summarize the number of people who have received either their first dose or have completed the series for a COVID-19 vaccine. **A person can only be counted in one category, first dose or series complete.** For persons receiving Moderna or Pfizer vaccines, once they receive their second dose, they are moved from the first dose column to the series completed column. **Because of this, the total first dose category may show a change from report to report not matching the total receiving their first dose from the previous day.** Persons receiving Johnson & Johnson vaccines will always be counted in the series completed column.

COVID-19 doses for vaccinated persons in Florida	
Doses administered	1,091,884
People receiving one dose of a 1-dose series (Johnson & Johnson) or receiving only one dose of a 2-dose series (Moderna, Pfizer) count once. Persons receiving both doses of a 2-dose series count twice.	

Current status of persons vaccinated for COVID-19 in Florida	
Total people vaccinated	644,525
First dose	124,162
Series completed	520,363
Completed 1-dose series	73,004
Completed 2-dose series	447,359
First dose: current number of people who have only received their first dose of the Moderna or Pfizer vaccine.	
Series complete: current number of people who have received both Moderna or Pfizer vaccine doses or one Johnson & Johnson dose and are considered fully immunized.	

Demographic summary	First dose	Series complete	Total people vaccinated
Age group	124,162	520,363	644,525
12-14 years	8,950	0	8,950
15-24 years	22,831	50,332	73,163
25-34 years	21,750	71,995	93,745
35-44 years	21,089	86,005	107,094
45-54 years	18,592	92,488	111,080
55-64 years	14,779	95,408	110,187
65-74 years	8,583	77,199	85,782
75-84 years	4,480	34,739	39,219
85+ years	3,108	12,197	15,305
Race	124,162	520,363	644,525
White	61,197	304,369	365,566
Black	13,115	42,163	55,278
American Indian/Alaskan	658	1,663	2,321
Other	25,097	89,849	114,946
Unknown	24,095	82,319	106,414
Other race includes Asian, native Hawaiian/Pacific Islander, or other.			
Ethnicity	124,162	520,363	644,525
Hispanic	32,501	76,568	109,069
Non-Hispanic	42,131	249,579	291,710
Unknown	49,530	194,216	243,746
Gender	124,162	520,363	644,525
Female	64,562	280,430	344,992
Male	57,890	238,836	296,726
Unknown	1,710	1,097	2,807



COVID-19: Osceola County vaccine summary

Vaccination data through May 31, 2021 as of Jun 1, 2021 at 12:05 AM

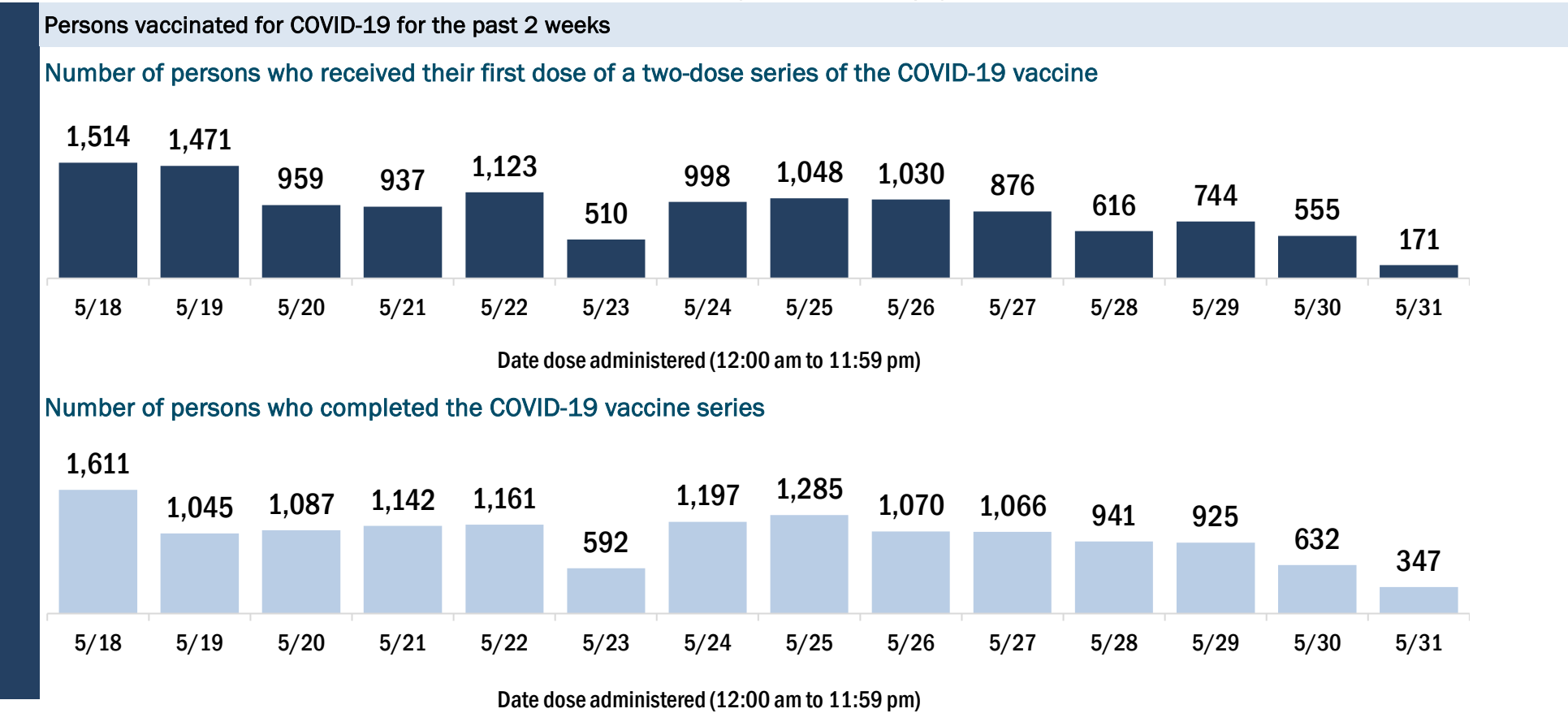
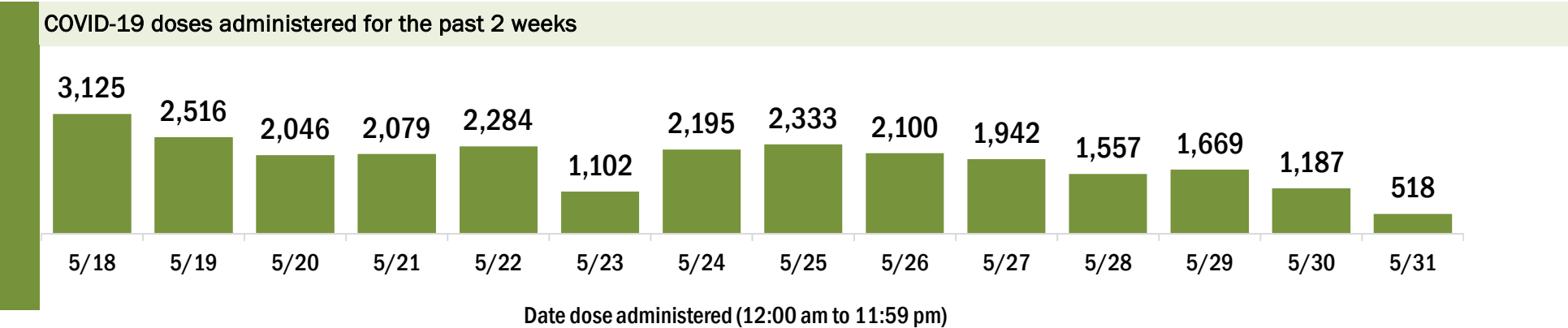
Data in this report are provisional and subject to change.

Data in this summary pertain to COVID-19 vaccines approved by the U.S. Food and Drug Administration and have been issued an Emergency Use Authorization (Janssen COVID-19 Vaccine, Moderna COVID-19 Vaccine and Pfizer-BioNTech COVID-19 Vaccine). These data summarize the number of people who have received either their first dose or have completed the series for a COVID-19 vaccine. **A person can only be counted in one category, first dose or series complete.** For persons receiving Moderna or Pfizer vaccines, once they receive their second dose, they are moved from the first dose column to the series completed column. **Because of this, the total first dose category may show a change from report to report not matching the total receiving their first dose from the previous day.** Persons receiving Johnson & Johnson vaccines will always be counted in the series completed column.

COVID-19 doses for vaccinated persons in Florida	
Doses administered	297,301
People receiving one dose of a 1-dose series (Johnson & Johnson) or receiving only one dose of a 2-dose series (Moderna, Pfizer) count once. Persons receiving both doses of a 2-dose series count twice.	

Current status of persons vaccinated for COVID-19 in Florida	
Total people vaccinated	175,700
First dose	37,138
Series completed	138,562
Completed 1-dose series	16,961
Completed 2-dose series	121,601
First dose: current number of people who have only received their first dose of the Moderna or Pfizer vaccine.	
Series complete: current number of people who have received both Moderna or Pfizer vaccine doses or one Johnson & Johnson dose and are considered fully immunized.	

Demographic summary	First dose	Series complete	Total people vaccinated
Age group	37,138	138,562	175,700
12-14 years	2,364	0	2,364
15-24 years	6,760	11,672	18,432
25-34 years	5,877	15,814	21,691
35-44 years	6,556	20,643	27,199
45-54 years	6,147	24,858	31,005
55-64 years	4,802	26,707	31,509
65-74 years	2,740	24,389	27,129
75-84 years	1,434	11,237	12,671
85+ years	458	3,242	3,700
Race	37,138	138,562	175,700
White	18,781	81,389	100,170
Black	2,107	7,345	9,452
American Indian/Alaskan	185	636	821
Other	8,556	25,074	33,630
Unknown	7,509	24,118	31,627
Other race includes Asian, native Hawaiian/Pacific Islander, or other.			
Ethnicity	37,138	138,562	175,700
Hispanic	16,080	44,363	60,443
Non-Hispanic	7,737	46,664	54,401
Unknown	13,321	47,535	60,856
Gender	37,138	138,562	175,700
Female	19,918	76,235	96,153
Male	17,157	62,234	79,391
Unknown	63	93	156



COVID-19: Palm Beach County vaccine summary

Vaccination data through May 31, 2021 as of Jun 1, 2021 at 12:05 AM

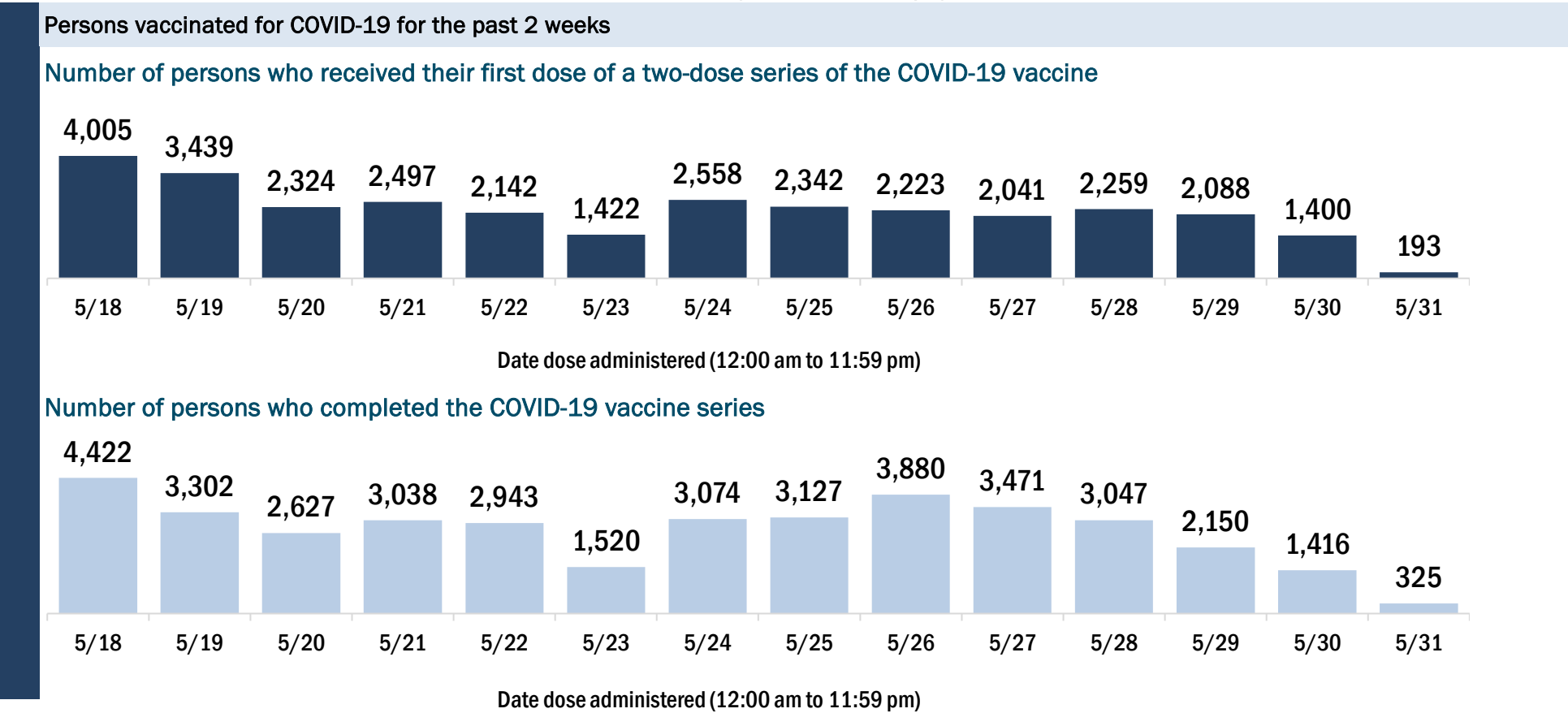
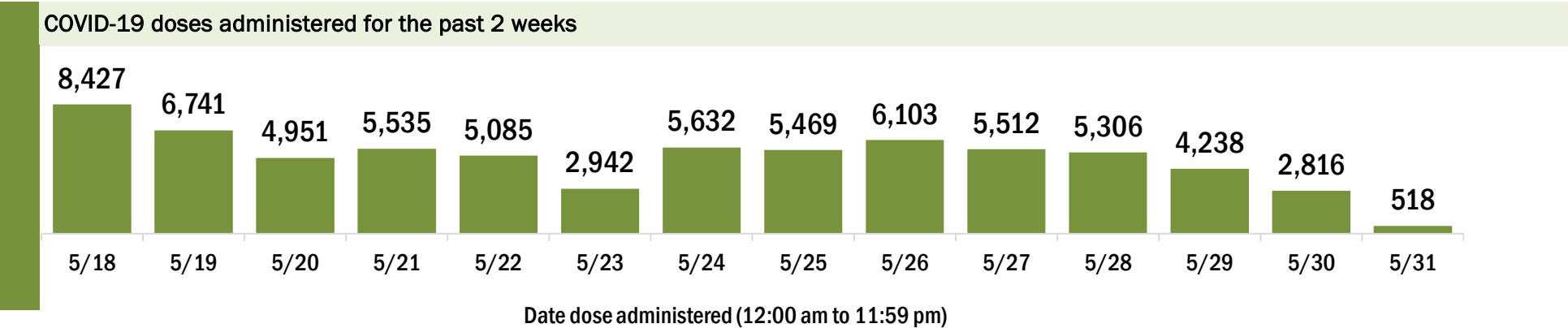
Data in this report are provisional and subject to change.

Data in this summary pertain to COVID-19 vaccines approved by the U.S. Food and Drug Administration and have been issued an Emergency Use Authorization (Janssen COVID-19 Vaccine, Moderna COVID-19 Vaccine and Pfizer-BioNTech COVID-19 Vaccine). These data summarize the number of people who have received either their first dose or have completed the series for a COVID-19 vaccine. **A person can only be counted in one category, first dose or series complete.** For persons receiving Moderna or Pfizer vaccines, once they receive their second dose, they are moved from the first dose column to the series completed column. **Because of this, the total first dose category may show a change from report to report not matching the total receiving their first dose from the previous day.** Persons receiving Johnson & Johnson vaccines will always be counted in the series completed column.

COVID-19 doses for vaccinated persons in Florida	
Doses administered	1,299,508
People receiving one dose of a 1-dose series (Johnson & Johnson) or receiving only one dose of a 2-dose series (Moderna, Pfizer) count once. Persons receiving both doses of a 2-dose series count twice.	

Current status of persons vaccinated for COVID-19 in Florida	
Total people vaccinated	746,298
First dose	138,335
Series completed	607,963
Completed 1-dose series	54,753
Completed 2-dose series	553,210
First dose: current number of people who have only received their first dose of the Moderna or Pfizer vaccine.	
Series complete: current number of people who have received both Moderna or Pfizer vaccine doses or one Johnson & Johnson dose and are considered fully immunized.	

Demographic summary	First dose	Series complete	Total people vaccinated
Age group	138,335	607,963	746,298
12-14 years	6,239	0	6,239
15-24 years	16,655	32,613	49,268
25-34 years	15,019	45,891	60,910
35-44 years	17,373	62,371	79,744
45-54 years	19,857	85,048	104,905
55-64 years	21,390	117,859	139,249
65-74 years	20,892	137,105	157,997
75-84 years	14,165	90,354	104,519
85+ years	6,745	36,722	43,467
Race	138,335	607,963	746,298
White	79,349	378,651	458,000
Black	13,830	38,026	51,856
American Indian/Alaskan	730	1,900	2,630
Other	16,446	60,666	77,112
Unknown	27,980	128,720	156,700
Other race includes Asian, native Hawaiian/Pacific Islander, or other.			
Ethnicity	138,335	607,963	746,298
Hispanic	27,236	74,916	102,152
Non-Hispanic	60,272	303,648	363,920
Unknown	50,827	229,399	280,226
Gender	138,335	607,963	746,298
Female	73,617	335,594	409,211
Male	64,245	271,925	336,170
Unknown	473	444	917



COVID-19: Pasco County vaccine summary

Vaccination data through May 31, 2021 as of Jun 1, 2021 at 12:05 AM

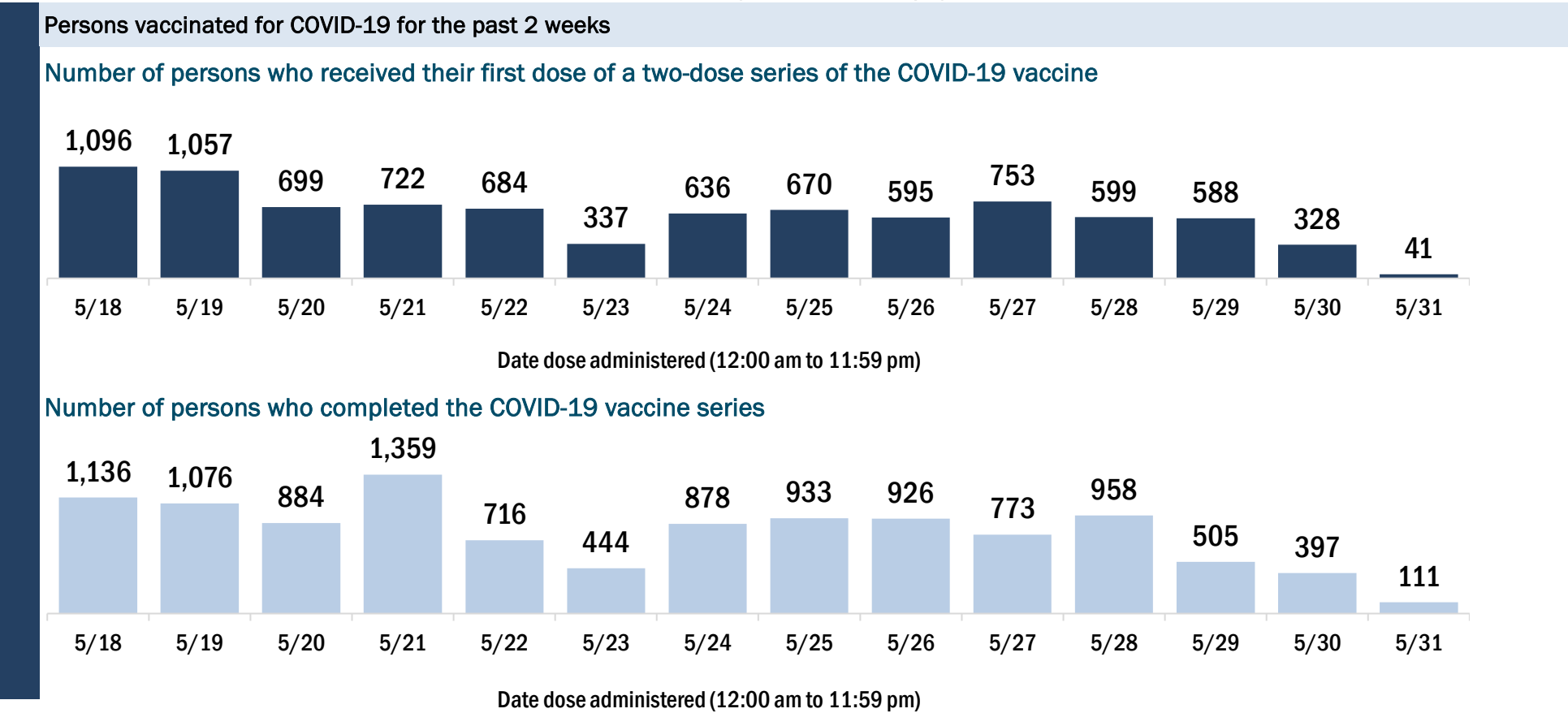
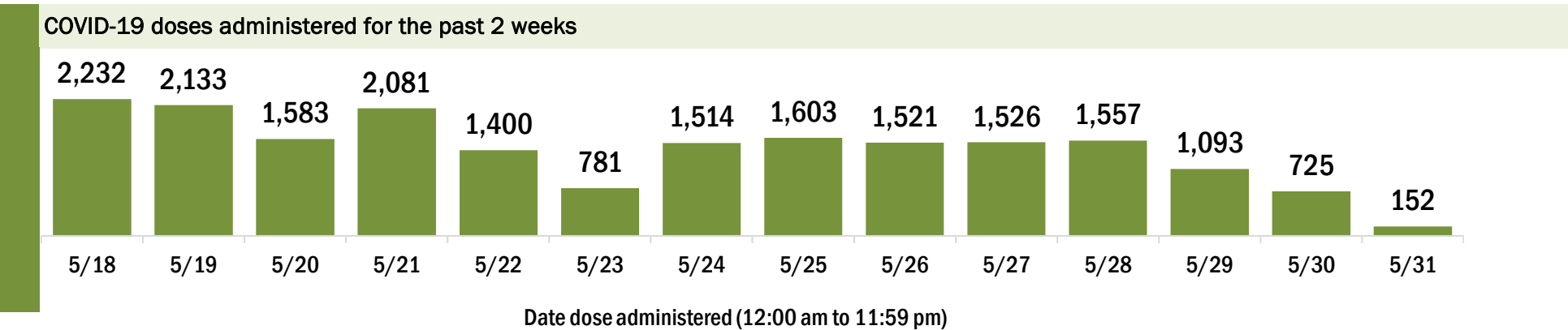
Data in this report are provisional and subject to change.

Data in this summary pertain to COVID-19 vaccines approved by the U.S. Food and Drug Administration and have been issued an Emergency Use Authorization (Janssen COVID-19 Vaccine, Moderna COVID-19 Vaccine and Pfizer-BioNTech COVID-19 Vaccine). These data summarize the number of people who have received either their first dose or have completed the series for a COVID-19 vaccine. **A person can only be counted in one category, first dose or series complete.** For persons receiving Moderna or Pfizer vaccines, once they receive their second dose, they are moved from the first dose column to the series completed column. **Because of this, the total first dose category may show a change from report to report not matching the total receiving their first dose from the previous day.** Persons receiving Johnson & Johnson vaccines will always be counted in the series completed column.

COVID-19 doses for vaccinated persons in Florida	
Doses administered	416,140
People receiving one dose of a 1-dose series (Johnson & Johnson) or receiving only one dose of a 2-dose series (Moderna, Pfizer) count once. Persons receiving both doses of a 2-dose series count twice.	

Current status of persons vaccinated for COVID-19 in Florida	
Total people vaccinated	238,562
First dose	43,569
Series completed	194,993
Completed 1-dose series	17,415
Completed 2-dose series	177,578
First dose: current number of people who have only received their first dose of the Moderna or Pfizer vaccine.	
Series complete: current number of people who have received both Moderna or Pfizer vaccine doses or one Johnson & Johnson dose and are considered fully immunized.	

Demographic summary	First dose	Series complete	Total people vaccinated
Age group	43,569	194,993	238,562
12-14 years	1,865	0	1,865
15-24 years	5,201	10,426	15,627
25-34 years	4,086	13,177	17,263
35-44 years	5,311	20,787	26,098
45-54 years	5,986	27,893	33,879
55-64 years	6,844	38,902	45,746
65-74 years	7,611	47,562	55,173
75-84 years	5,021	27,947	32,968
85+ years	1,644	8,299	9,943
Race	43,569	194,993	238,562
White	29,529	143,252	172,781
Black	2,009	6,132	8,141
American Indian/Alaskan	236	737	973
Other	5,498	19,193	24,691
Unknown	6,297	25,679	31,976
Other race includes Asian, native Hawaiian/Pacific Islander, or other.			
Ethnicity	43,569	194,993	238,562
Hispanic	5,139	13,566	18,705
Non-Hispanic	22,473	114,122	136,595
Unknown	15,957	67,305	83,262
Gender	43,569	194,993	238,562
Female	23,622	109,637	133,259
Male	19,907	85,230	105,137
Unknown	40	126	166



COVID-19: Pinellas County vaccine summary

Vaccination data through May 31, 2021 as of Jun 1, 2021 at 12:05 AM

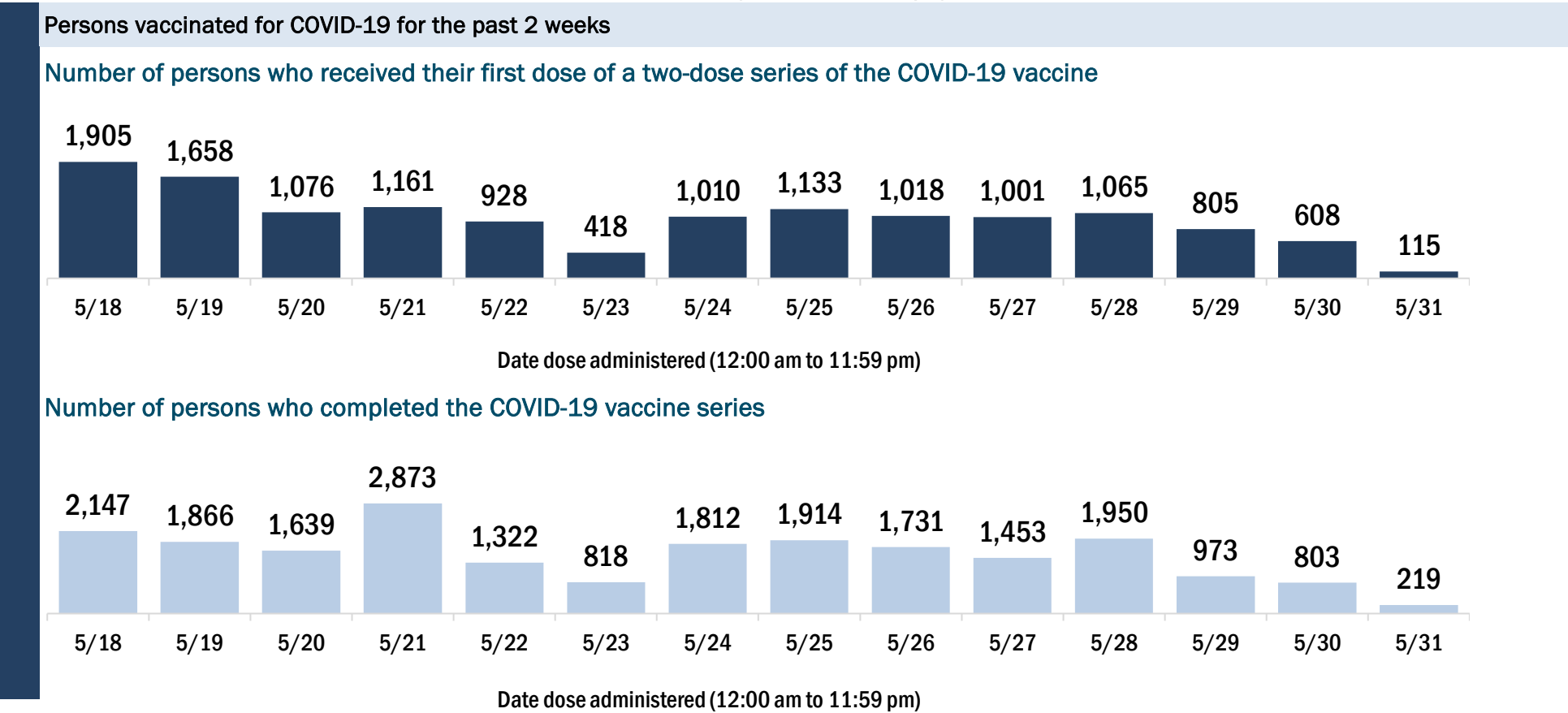
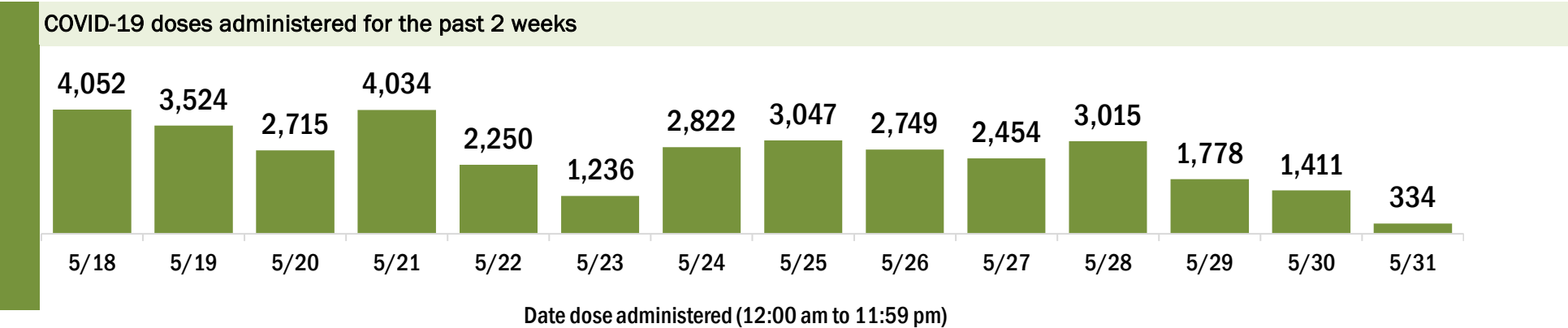
Data in this report are provisional and subject to change.

Data in this summary pertain to COVID-19 vaccines approved by the U.S. Food and Drug Administration and have been issued an Emergency Use Authorization (Janssen COVID-19 Vaccine, Moderna COVID-19 Vaccine and Pfizer-BioNTech COVID-19 Vaccine). These data summarize the number of people who have received either their first dose or have completed the series for a COVID-19 vaccine. **A person can only be counted in one category, first dose or series complete.** For persons receiving Moderna or Pfizer vaccines, once they receive their second dose, they are moved from the first dose column to the series completed column. **Because of this, the total first dose category may show a change from report to report not matching the total receiving their first dose from the previous day.** Persons receiving Johnson & Johnson vaccines will always be counted in the series completed column.

COVID-19 doses for vaccinated persons in Florida	
Doses administered	851,070
People receiving one dose of a 1-dose series (Johnson & Johnson) or receiving only one dose of a 2-dose series (Moderna, Pfizer) count once. Persons receiving both doses of a 2-dose series count twice.	

Current status of persons vaccinated for COVID-19 in Florida	
Total people vaccinated	475,084
First dose	70,860
Series completed	404,224
Completed 1-dose series	28,238
Completed 2-dose series	375,986
First dose: current number of people who have only received their first dose of the Moderna or Pfizer vaccine.	
Series complete: current number of people who have received both Moderna or Pfizer vaccine doses or one Johnson & Johnson dose and are considered fully immunized.	

Demographic summary	First dose	Series complete	Total people vaccinated
Age group	70,860	404,224	475,084
12-14 years	2,925	0	2,925
15-24 years	8,059	19,121	27,180
25-34 years	8,277	32,524	40,801
35-44 years	8,438	39,210	47,648
45-54 years	9,525	53,450	62,975
55-64 years	11,874	89,901	101,775
65-74 years	11,764	98,754	110,518
75-84 years	6,870	51,767	58,637
85+ years	3,128	19,497	22,625
Race	70,860	404,224	475,084
White	45,672	296,320	341,992
Black	4,659	18,486	23,145
American Indian/Alaskan	375	1,015	1,390
Other	8,083	34,015	42,098
Unknown	12,071	54,388	66,459
Other race includes Asian, native Hawaiian/Pacific Islander, or other.			
Ethnicity	70,860	404,224	475,084
Hispanic	5,372	15,935	21,307
Non-Hispanic	37,292	249,739	287,031
Unknown	28,196	138,550	166,746
Gender	70,860	404,224	475,084
Female	38,268	225,640	263,908
Male	32,449	177,952	210,401
Unknown	143	632	775



COVID-19: Polk County vaccine summary

Vaccination data through May 31, 2021 as of Jun 1, 2021 at 12:05 AM

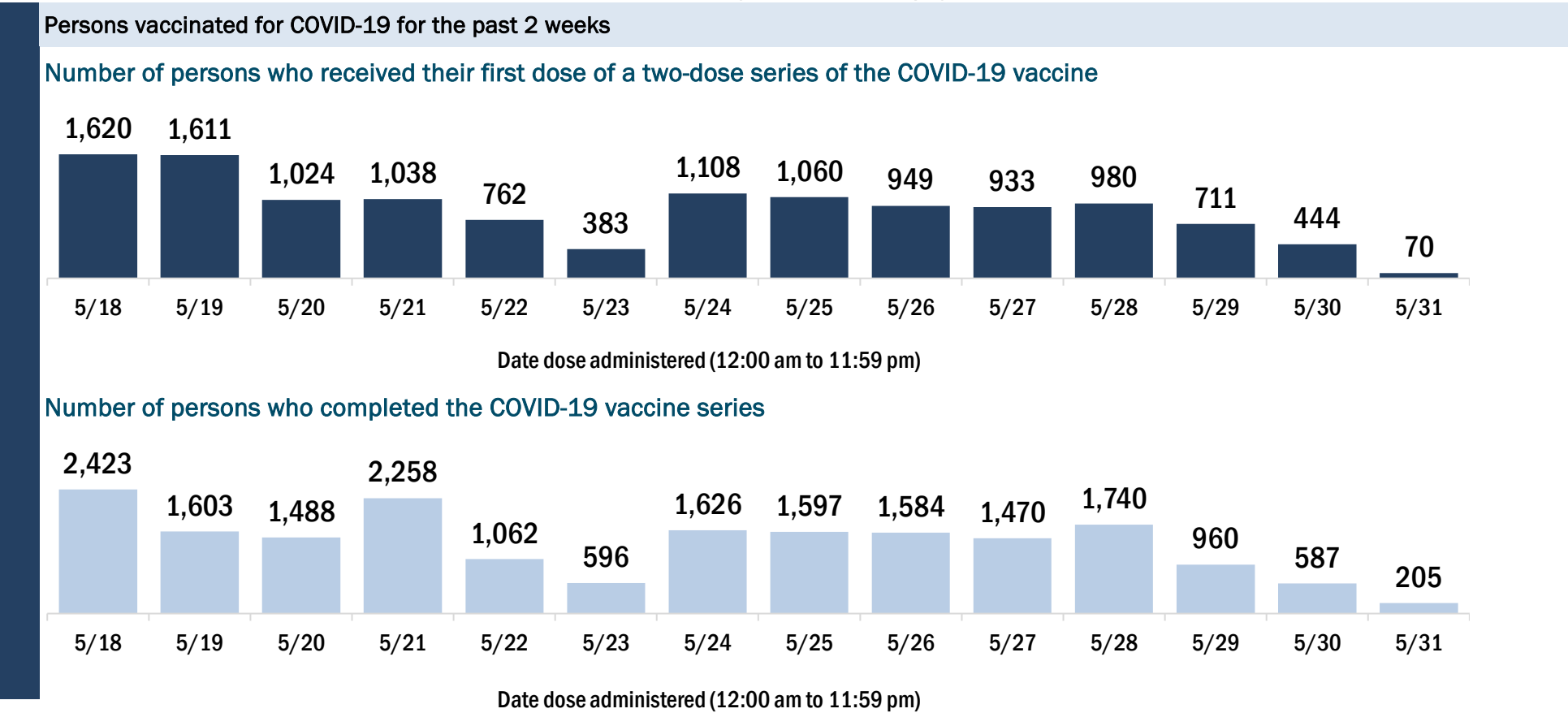
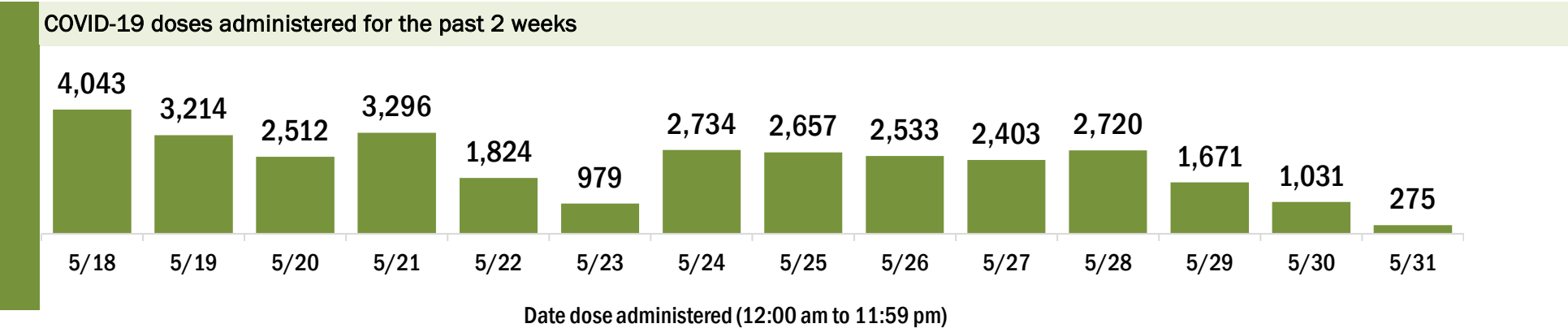
Data in this report are provisional and subject to change.

Data in this summary pertain to COVID-19 vaccines approved by the U.S. Food and Drug Administration and have been issued an Emergency Use Authorization (Janssen COVID-19 Vaccine, Moderna COVID-19 Vaccine and Pfizer-BioNTech COVID-19 Vaccine). These data summarize the number of people who have received either their first dose or have completed the series for a COVID-19 vaccine. **A person can only be counted in one category, first dose or series complete.** For persons receiving Moderna or Pfizer vaccines, once they receive their second dose, they are moved from the first dose column to the series completed column. **Because of this, the total first dose category may show a change from report to report not matching the total receiving their first dose from the previous day.** Persons receiving Johnson & Johnson vaccines will always be counted in the series completed column.

COVID-19 doses for vaccinated persons in Florida	
Doses administered	482,023
People receiving one dose of a 1-dose series (Johnson & Johnson) or receiving only one dose of a 2-dose series (Moderna, Pfizer) count once. Persons receiving both doses of a 2-dose series count twice.	

Current status of persons vaccinated for COVID-19 in Florida	
Total people vaccinated	278,454
First dose	58,282
Series completed	220,172
Completed 1-dose series	16,603
Completed 2-dose series	203,569
First dose: current number of people who have only received their first dose of the Moderna or Pfizer vaccine.	
Series complete: current number of people who have received both Moderna or Pfizer vaccine doses or one Johnson & Johnson dose and are considered fully immunized.	

Demographic summary	First dose	Series complete	Total people vaccinated
Age group	58,282	220,172	278,454
12-14 years	1,983	0	1,983
15-24 years	6,819	11,548	18,367
25-34 years	6,743	17,394	24,137
35-44 years	7,501	21,976	29,477
45-54 years	8,052	29,115	37,167
55-64 years	9,030	42,713	51,743
65-74 years	9,770	55,333	65,103
75-84 years	6,205	32,661	38,866
85+ years	2,179	9,432	11,611
Race	58,282	220,172	278,454
White	33,759	149,125	182,884
Black	5,513	15,946	21,459
American Indian/Alaskan	418	1,042	1,460
Other	8,204	21,475	29,679
Unknown	10,388	32,584	42,972
Other race includes Asian, native Hawaiian/Pacific Islander, or other.			
Ethnicity	58,282	220,172	278,454
Hispanic	12,714	29,473	42,187
Non-Hispanic	23,983	118,031	142,014
Unknown	21,585	72,668	94,253
Gender	58,282	220,172	278,454
Female	30,603	122,002	152,605
Male	27,556	98,066	125,622
Unknown	123	104	227



COVID-19: Putnam County vaccine summary

Vaccination data through May 31, 2021 as of Jun 1, 2021 at 12:05 AM

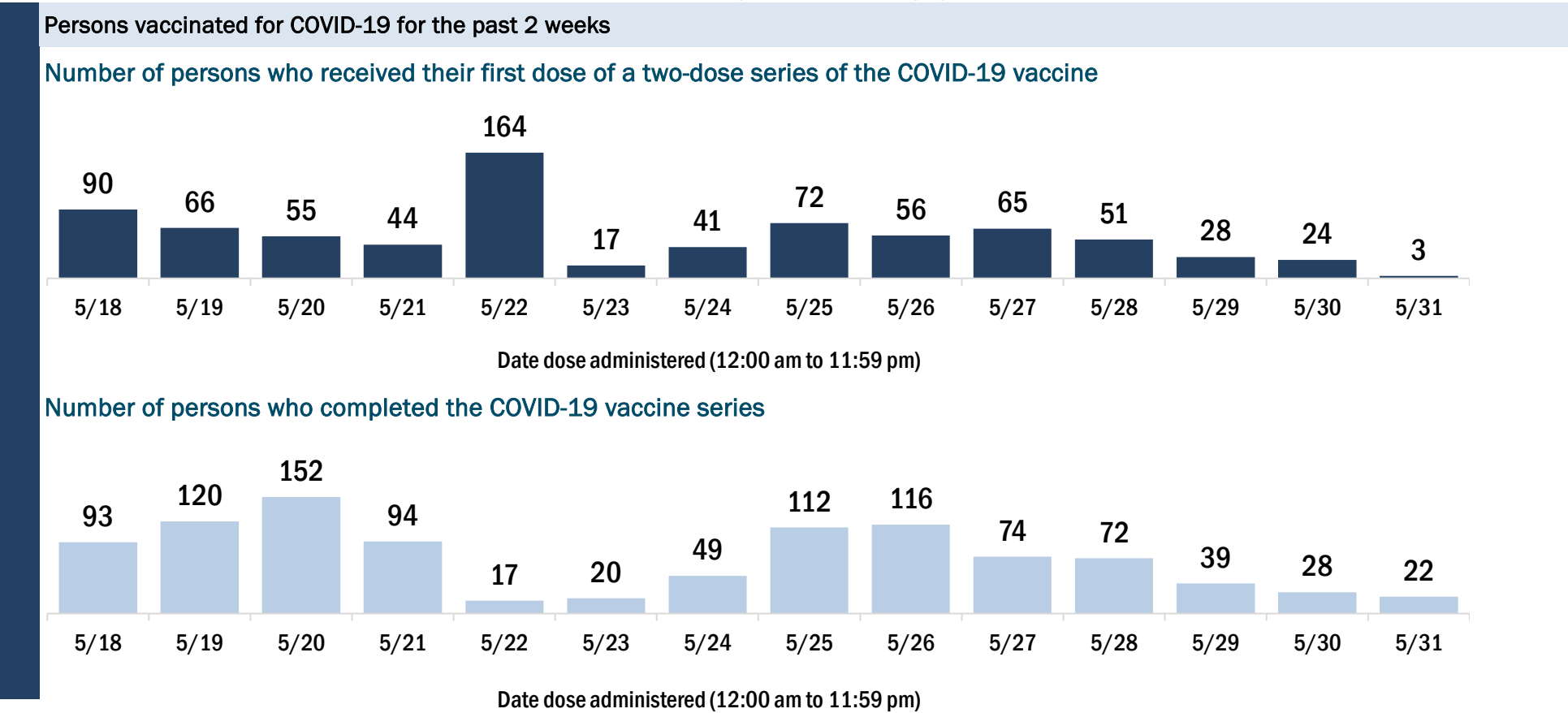
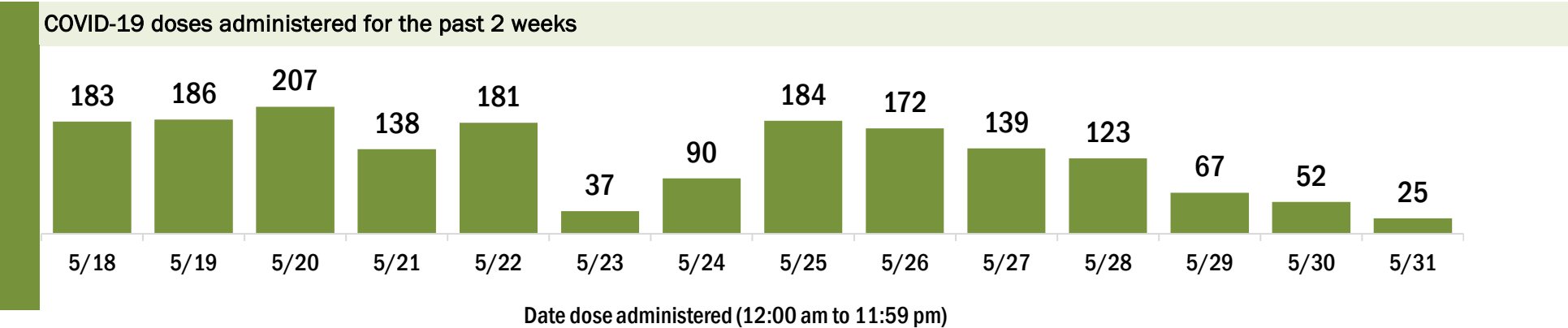
Data in this report are provisional and subject to change.

Data in this summary pertain to COVID-19 vaccines approved by the U.S. Food and Drug Administration and have been issued an Emergency Use Authorization (Janssen COVID-19 Vaccine, Moderna COVID-19 Vaccine and Pfizer-BioNTech COVID-19 Vaccine). These data summarize the number of people who have received either their first dose or have completed the series for a COVID-19 vaccine. **A person can only be counted in one category, first dose or series complete.** For persons receiving Moderna or Pfizer vaccines, once they receive their second dose, they are moved from the first dose column to the series completed column. **Because of this, the total first dose category may show a change from report to report not matching the total receiving their first dose from the previous day.** Persons receiving Johnson & Johnson vaccines will always be counted in the series completed column.

COVID-19 doses for vaccinated persons in Florida	
Doses administered	37,199
People receiving one dose of a 1-dose series (Johnson & Johnson) or receiving only one dose of a 2-dose series (Moderna, Pfizer) count once. Persons receiving both doses of a 2-dose series count twice.	

Current status of persons vaccinated for COVID-19 in Florida	
Total people vaccinated	21,795
First dose	4,965
Series completed	16,830
Completed 1-dose series	1,426
Completed 2-dose series	15,404
First dose: current number of people who have only received their first dose of the Moderna or Pfizer vaccine.	
Series complete: current number of people who have received both Moderna or Pfizer vaccine doses or one Johnson & Johnson dose and are considered fully immunized.	

Demographic summary	First dose	Series complete	Total people vaccinated
Age group	4,965	16,830	21,795
12-14 years	77	0	77
15-24 years	297	472	769
25-34 years	375	754	1,129
35-44 years	388	1,063	1,451
45-54 years	564	1,743	2,307
55-64 years	1,032	3,792	4,824
65-74 years	1,256	5,324	6,580
75-84 years	738	2,807	3,545
85+ years	238	875	1,113
Race	4,965	16,830	21,795
White	3,450	12,875	16,325
Black	527	2,004	2,531
American Indian/Alaskan	49	128	177
Other	613	1,007	1,620
Unknown	326	816	1,142
Other race includes Asian, native Hawaiian/Pacific Islander, or other.			
Ethnicity	4,965	16,830	21,795
Hispanic	481	836	1,317
Non-Hispanic	3,437	13,108	16,545
Unknown	1,047	2,886	3,933
Gender	4,965	16,830	21,795
Female	2,597	9,437	12,034
Male	2,352	7,383	9,735
Unknown	16	10	26



COVID-19: Santa Rosa County vaccine summary

Vaccination data through May 31, 2021 as of Jun 1, 2021 at 12:05 AM

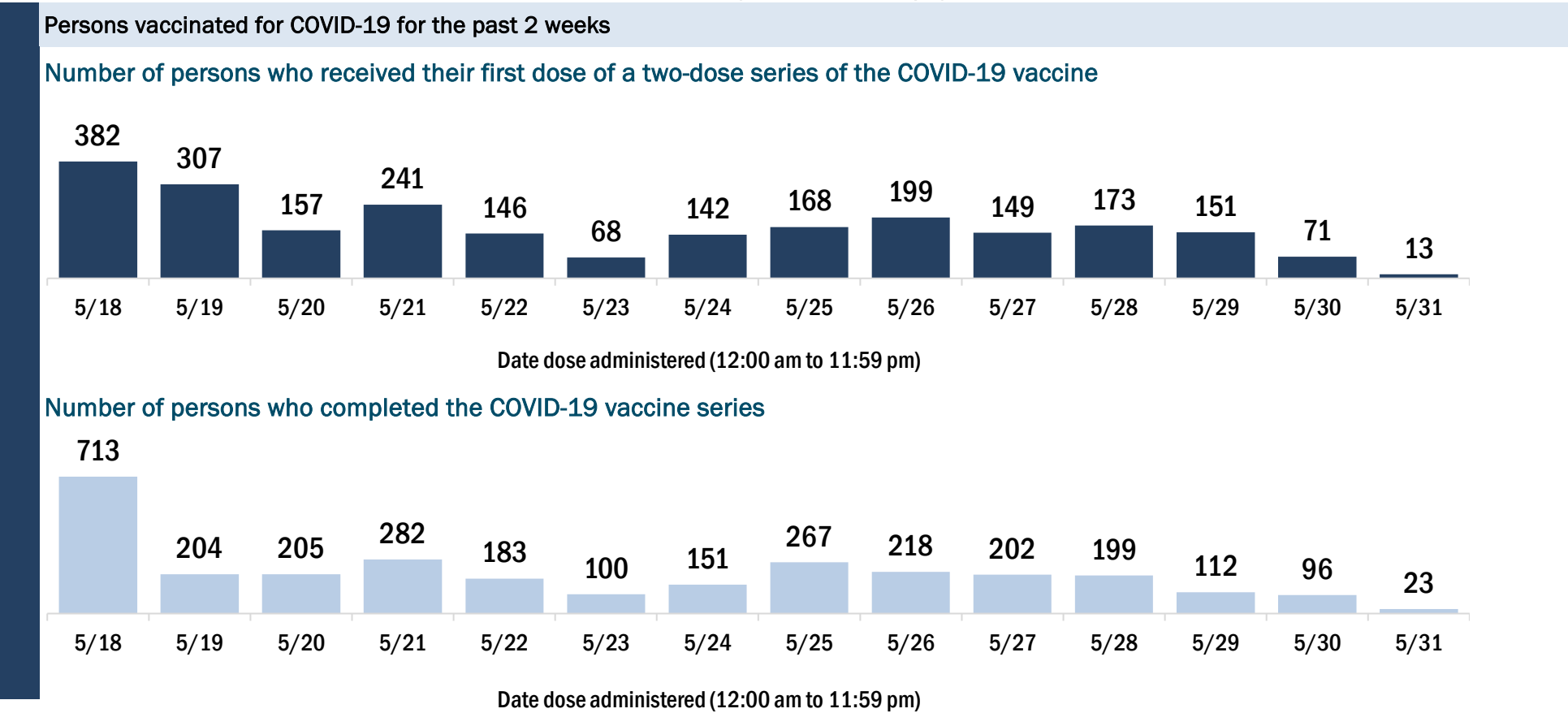
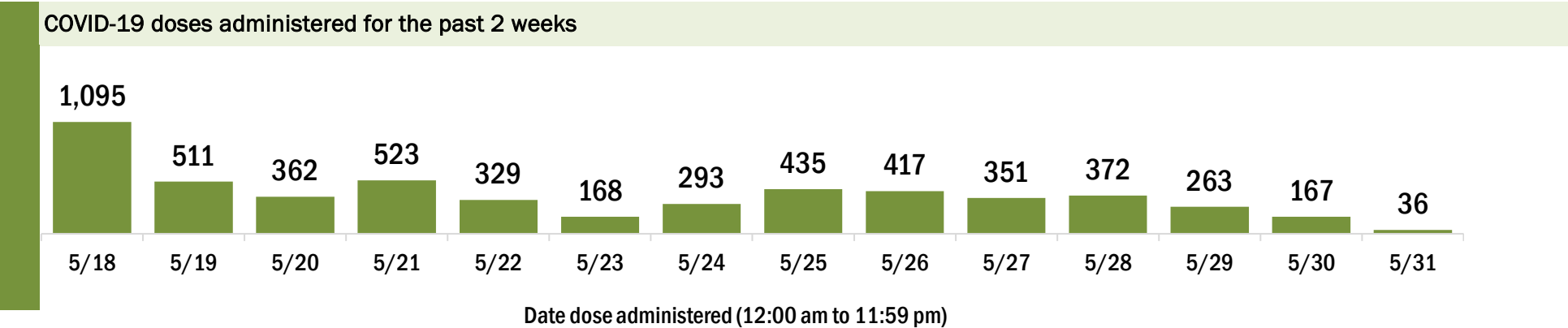
Data in this report are provisional and subject to change.

Data in this summary pertain to COVID-19 vaccines approved by the U.S. Food and Drug Administration and have been issued an Emergency Use Authorization (Janssen COVID-19 Vaccine, Moderna COVID-19 Vaccine and Pfizer-BioNTech COVID-19 Vaccine). These data summarize the number of people who have received either their first dose or have completed the series for a COVID-19 vaccine. **A person can only be counted in one category, first dose or series complete.** For persons receiving Moderna or Pfizer vaccines, once they receive their second dose, they are moved from the first dose column to the series completed column. **Because of this, the total first dose category may show a change from report to report not matching the total receiving their first dose from the previous day.** Persons receiving Johnson & Johnson vaccines will always be counted in the series completed column.

COVID-19 doses for vaccinated persons in Florida	
Doses administered	111,168
People receiving one dose of a 1-dose series (Johnson & Johnson) or receiving only one dose of a 2-dose series (Moderna, Pfizer) count once. Persons receiving both doses of a 2-dose series count twice.	

Current status of persons vaccinated for COVID-19 in Florida	
Total people vaccinated	63,064
First dose	11,453
Series completed	51,611
Completed 1-dose series	3,507
Completed 2-dose series	48,104
First dose: current number of people who have only received their first dose of the Moderna or Pfizer vaccine.	
Series complete: current number of people who have received both Moderna or Pfizer vaccine doses or one Johnson & Johnson dose and are considered fully immunized.	

Demographic summary	First dose	Series complete	Total people vaccinated
Age group	11,453	51,611	63,064
12-14 years	413	0	413
15-24 years	1,438	2,707	4,145
25-34 years	1,268	3,694	4,962
35-44 years	1,595	5,278	6,873
45-54 years	1,668	7,200	8,868
55-64 years	2,066	11,471	13,537
65-74 years	1,830	13,064	14,894
75-84 years	895	6,357	7,252
85+ years	280	1,840	2,120
Race	11,453	51,611	63,064
White	7,392	37,718	45,110
Black	647	2,037	2,684
American Indian/Alaskan	76	308	384
Other	890	3,652	4,542
Unknown	2,448	7,896	10,344
Other race includes Asian, native Hawaiian/Pacific Islander, or other.			
Ethnicity	11,453	51,611	63,064
Hispanic	576	1,800	2,376
Non-Hispanic	6,451	34,814	41,265
Unknown	4,426	14,997	19,423
Gender	11,453	51,611	63,064
Female	5,944	28,398	34,342
Male	5,499	23,195	28,694
Unknown	10	18	28



COVID-19: Sarasota County vaccine summary

Vaccination data through May 31, 2021 as of Jun 1, 2021 at 12:05 AM

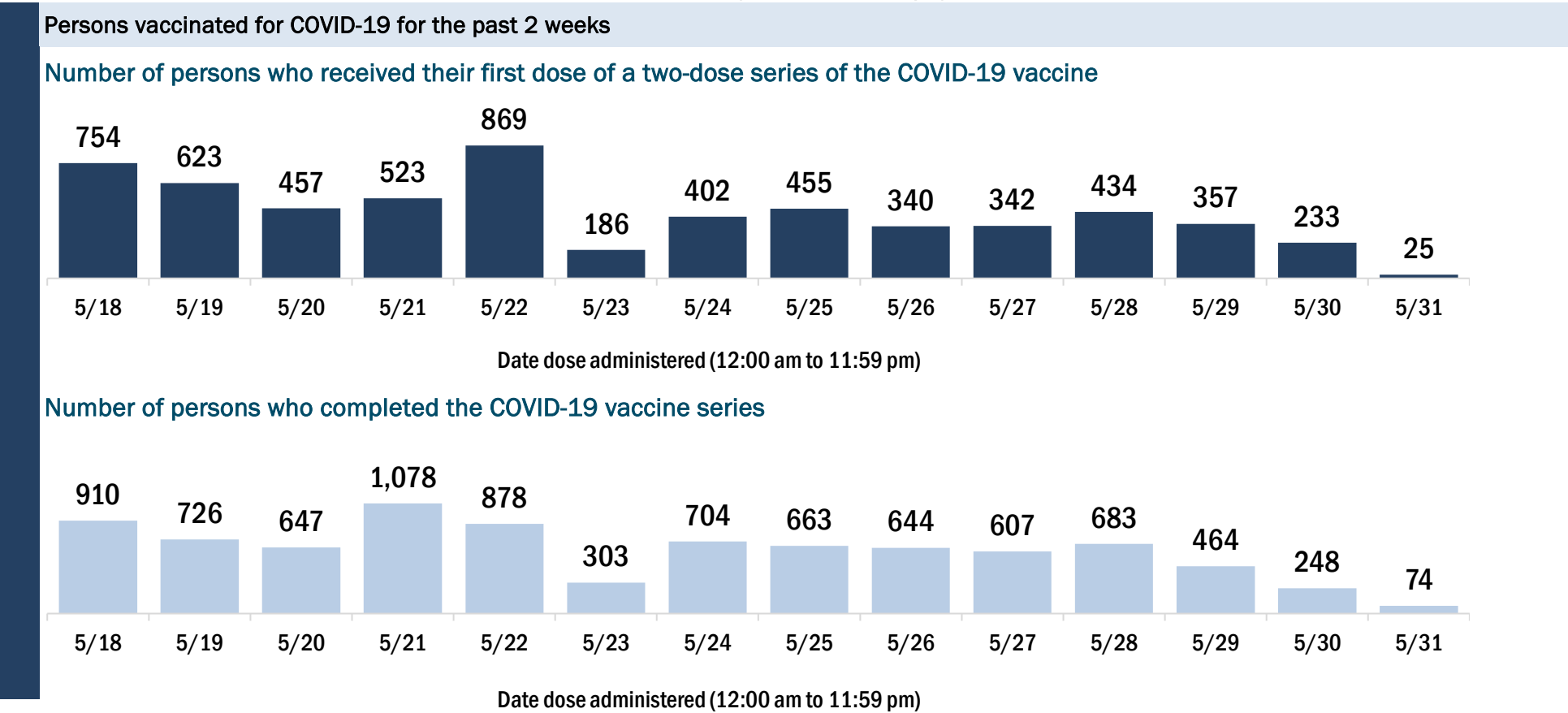
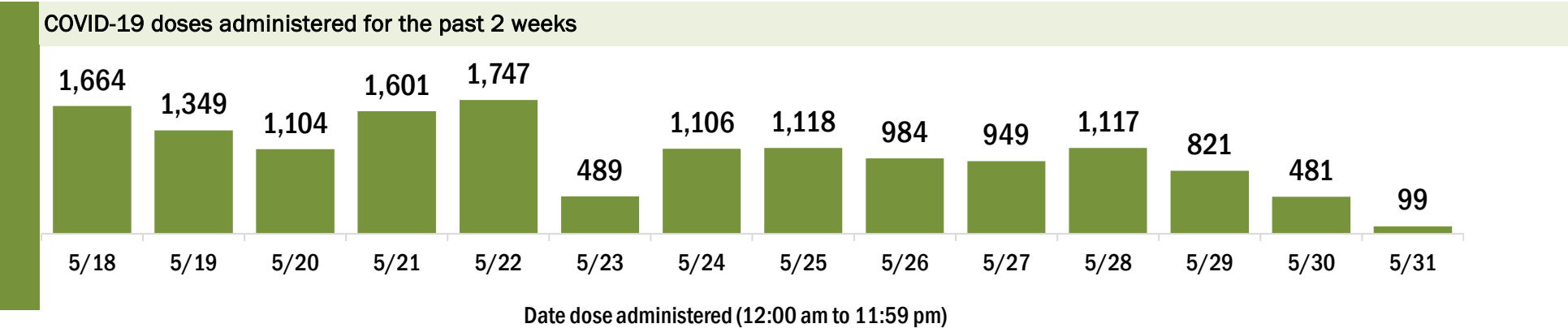
Data in this report are provisional and subject to change.

Data in this summary pertain to COVID-19 vaccines approved by the U.S. Food and Drug Administration and have been issued an Emergency Use Authorization (Janssen COVID-19 Vaccine, Moderna COVID-19 Vaccine and Pfizer-BioNTech COVID-19 Vaccine). These data summarize the number of people who have received either their first dose or have completed the series for a COVID-19 vaccine. **A person can only be counted in one category, first dose or series complete.** For persons receiving Moderna or Pfizer vaccines, once they receive their second dose, they are moved from the first dose column to the series completed column. **Because of this, the total first dose category may show a change from report to report not matching the total receiving their first dose from the previous day.** Persons receiving Johnson & Johnson vaccines will always be counted in the series completed column.

COVID-19 doses for vaccinated persons in Florida	
Doses administered	456,768
People receiving one dose of a 1-dose series (Johnson & Johnson) or receiving only one dose of a 2-dose series (Moderna, Pfizer) count once. Persons receiving both doses of a 2-dose series count twice.	

Current status of persons vaccinated for COVID-19 in Florida	
Total people vaccinated	258,747
First dose	48,098
Series completed	210,649
Completed 1-dose series	12,628
Completed 2-dose series	198,021
First dose: current number of people who have only received their first dose of the Moderna or Pfizer vaccine.	
Series complete: current number of people who have received both Moderna or Pfizer vaccine doses or one Johnson & Johnson dose and are considered fully immunized.	

Demographic summary	First dose	Series complete	Total people vaccinated
Age group	48,098	210,649	258,747
12-14 years	1,554	0	1,554
15-24 years	4,149	7,022	11,171
25-34 years	3,151	8,715	11,866
35-44 years	3,735	12,194	15,929
45-54 years	5,032	19,302	24,334
55-64 years	7,653	38,927	46,580
65-74 years	11,640	66,431	78,071
75-84 years	7,932	42,860	50,792
85+ years	3,252	15,198	18,450
Race	48,098	210,649	258,747
White	36,355	164,257	200,612
Black	1,224	3,336	4,560
American Indian/Alaskan	192	736	928
Other	3,517	14,688	18,205
Unknown	6,810	27,632	34,442
Other race includes Asian, native Hawaiian/Pacific Islander, or other.			
Ethnicity	48,098	210,649	258,747
Hispanic	4,119	9,580	13,699
Non-Hispanic	29,232	137,399	166,631
Unknown	14,747	63,670	78,417
Gender	48,098	210,649	258,747
Female	25,458	117,044	142,502
Male	22,527	93,476	116,003
Unknown	113	129	242



COVID-19: Seminole County vaccine summary

Vaccination data through May 31, 2021 as of Jun 1, 2021 at 12:05 AM

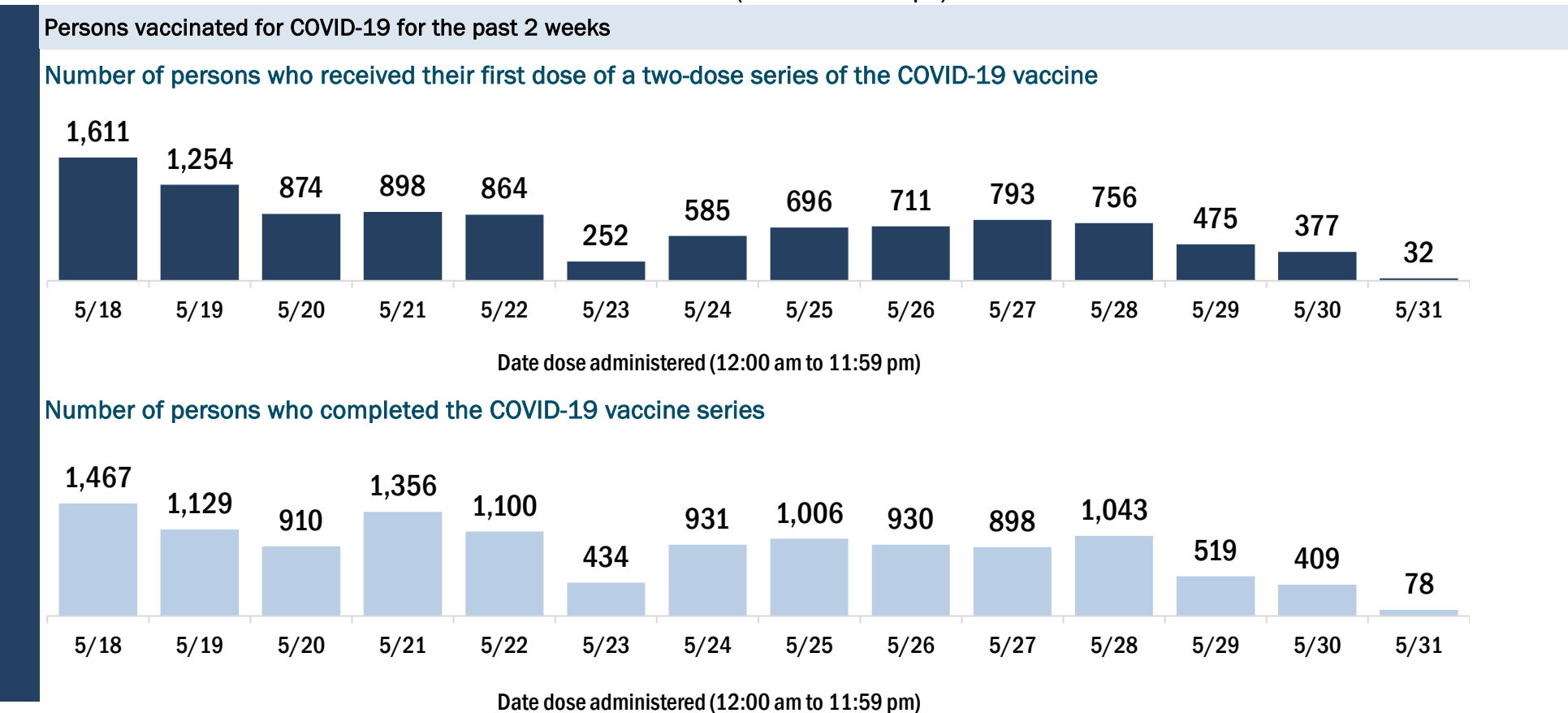
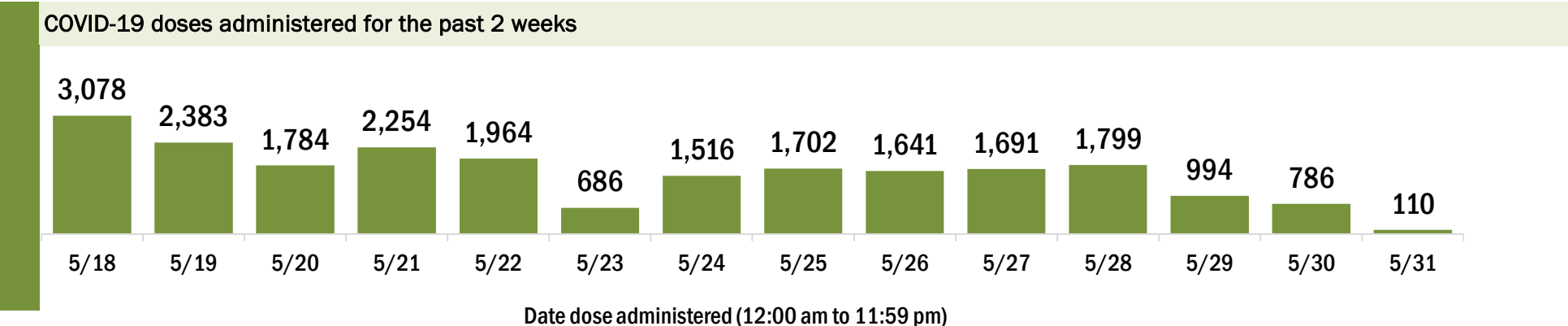
Data in this report are provisional and subject to change.

Data in this summary pertain to COVID-19 vaccines approved by the U.S. Food and Drug Administration and have been issued an Emergency Use Authorization (Janssen COVID-19 Vaccine, Moderna COVID-19 Vaccine and Pfizer-BioNTech COVID-19 Vaccine). These data summarize the number of people who have received either their first dose or have completed the series for a COVID-19 vaccine. **A person can only be counted in one category, first dose or series complete.** For persons receiving Moderna or Pfizer vaccines, once they receive their second dose, they are moved from the first dose column to the series completed column. **Because of this, the total first dose category may show a change from report to report not matching the total receiving their first dose from the previous day.** Persons receiving Johnson & Johnson vaccines will always be counted in the series completed column.

COVID-19 doses for vaccinated persons in Florida	
Doses administered	396,922
People receiving one dose of a 1-dose series (Johnson & Johnson) or receiving only one dose of a 2-dose series (Moderna, Pfizer) count once. Persons receiving both doses of a 2-dose series count twice.	

Current status of persons vaccinated for COVID-19 in Florida	
Total people vaccinated	223,141
First dose	34,265
Series completed	188,876
Completed 1-dose series	15,095
Completed 2-dose series	173,781
First dose: current number of people who have only received their first dose of the Moderna or Pfizer vaccine.	
Series complete: current number of people who have received both Moderna or Pfizer vaccine doses or one Johnson & Johnson dose and are considered fully immunized.	

Demographic summary	First dose	Series complete	Total people vaccinated
Age group	34,265	188,876	223,141
12-14 years	3,592	0	3,592
15-24 years	6,341	16,796	23,137
25-34 years	5,249	21,247	26,496
35-44 years	5,257	27,489	32,746
45-54 years	4,736	30,931	35,667
55-64 years	4,258	36,302	40,560
65-74 years	2,725	33,654	36,379
75-84 years	1,425	16,265	17,690
85+ years	682	6,192	6,874
Race	34,265	188,876	223,141
White	19,796	129,733	149,529
Black	3,188	12,501	15,689
American Indian/Alaskan	199	768	967
Other	6,223	27,564	33,787
Unknown	4,859	18,310	23,169
Other race includes Asian, native Hawaiian/Pacific Islander, or other.			
Ethnicity	34,265	188,876	223,141
Hispanic	6,661	25,657	32,318
Non-Hispanic	16,098	116,455	132,553
Unknown	11,506	46,764	58,270
Gender	34,265	188,876	223,141
Female	18,237	104,261	122,498
Male	15,938	84,466	100,404
Unknown	90	149	239



COVID-19: St. Johns County vaccine summary

Vaccination data through May 31, 2021 as of Jun 1, 2021 at 12:05 AM

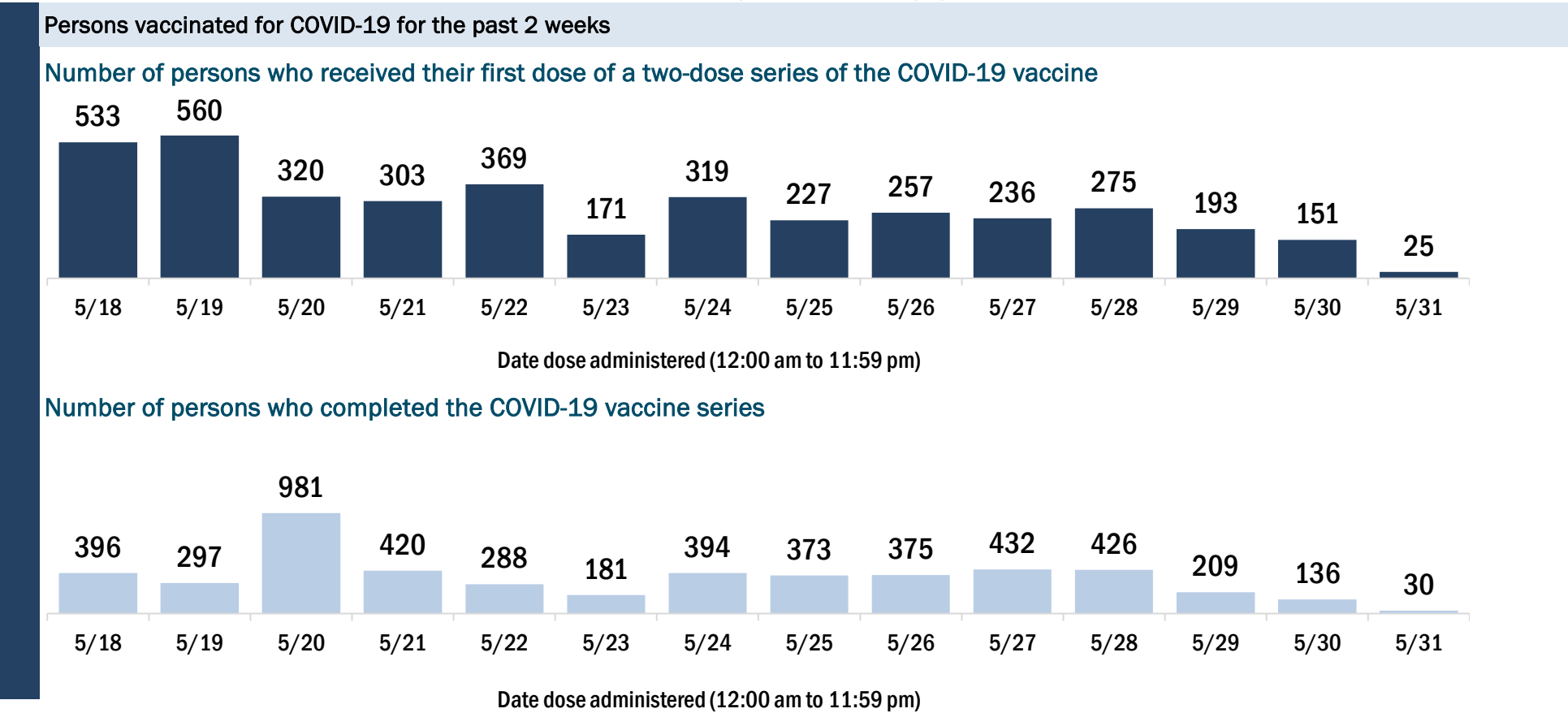
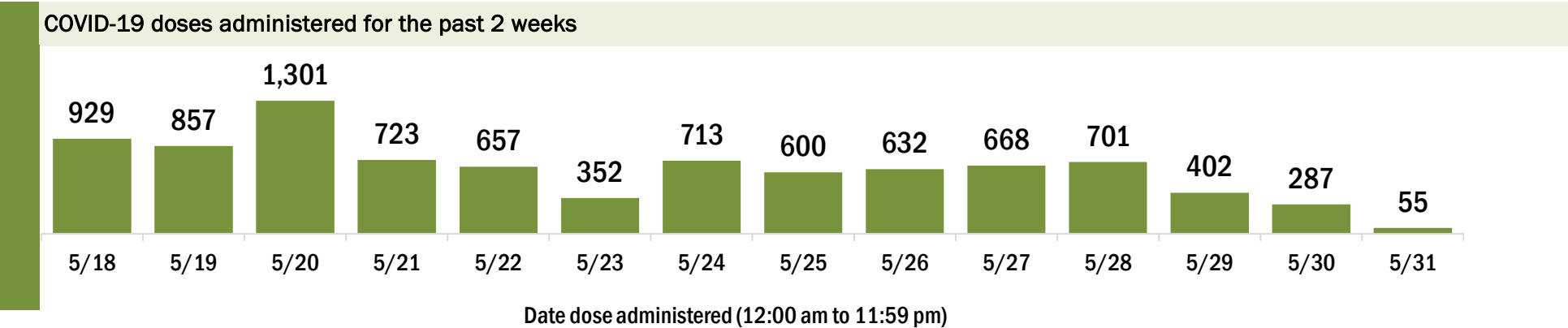
Data in this report are provisional and subject to change.

Data in this summary pertain to COVID-19 vaccines approved by the U.S. Food and Drug Administration and have been issued an Emergency Use Authorization (Janssen COVID-19 Vaccine, Moderna COVID-19 Vaccine and Pfizer-BioNTech COVID-19 Vaccine). These data summarize the number of people who have received either their first dose or have completed the series for a COVID-19 vaccine. **A person can only be counted in one category, first dose or series complete.** For persons receiving Moderna or Pfizer vaccines, once they receive their second dose, they are moved from the first dose column to the series completed column. **Because of this, the total first dose category may show a change from report to report not matching the total receiving their first dose from the previous day.** Persons receiving Johnson & Johnson vaccines will always be counted in the series completed column.

COVID-19 doses for vaccinated persons in Florida	
Doses administered	251,580
People receiving one dose of a 1-dose series (Johnson & Johnson) or receiving only one dose of a 2-dose series (Moderna, Pfizer) count once. Persons receiving both doses of a 2-dose series count twice.	

Current status of persons vaccinated for COVID-19 in Florida	
Total people vaccinated	137,466
First dose	15,968
Series completed	121,498
Completed 1-dose series	7,384
Completed 2-dose series	114,114
First dose: current number of people who have only received their first dose of the Moderna or Pfizer vaccine.	
Series complete: current number of people who have received both Moderna or Pfizer vaccine doses or one Johnson & Johnson dose and are considered fully immunized.	

Demographic summary	First dose	Series complete	Total people vaccinated
Age group	15,968	121,498	137,466
12-14 years	1,688	0	1,688
15-24 years	2,919	8,021	10,940
25-34 years	1,556	7,880	9,436
35-44 years	2,175	15,683	17,858
45-54 years	2,197	18,683	20,880
55-64 years	2,134	24,190	26,324
65-74 years	1,902	28,818	30,720
75-84 years	981	14,059	15,040
85+ years	416	4,164	4,580
Race	15,968	121,498	137,466
White	10,176	89,683	99,859
Black	647	3,777	4,424
American Indian/Alaskan	64	355	419
Other	1,929	11,823	13,752
Unknown	3,152	15,860	19,012
Other race includes Asian, native Hawaiian/Pacific Islander, or other.			
Ethnicity	15,968	121,498	137,466
Hispanic	1,088	5,481	6,569
Non-Hispanic	8,521	79,862	88,383
Unknown	6,359	36,155	42,514
Gender	15,968	121,498	137,466
Female	8,340	66,525	74,865
Male	7,613	54,940	62,553
Unknown	15	33	48



COVID-19: St. Lucie County vaccine summary

Vaccination data through May 31, 2021 as of Jun 1, 2021 at 12:05 AM

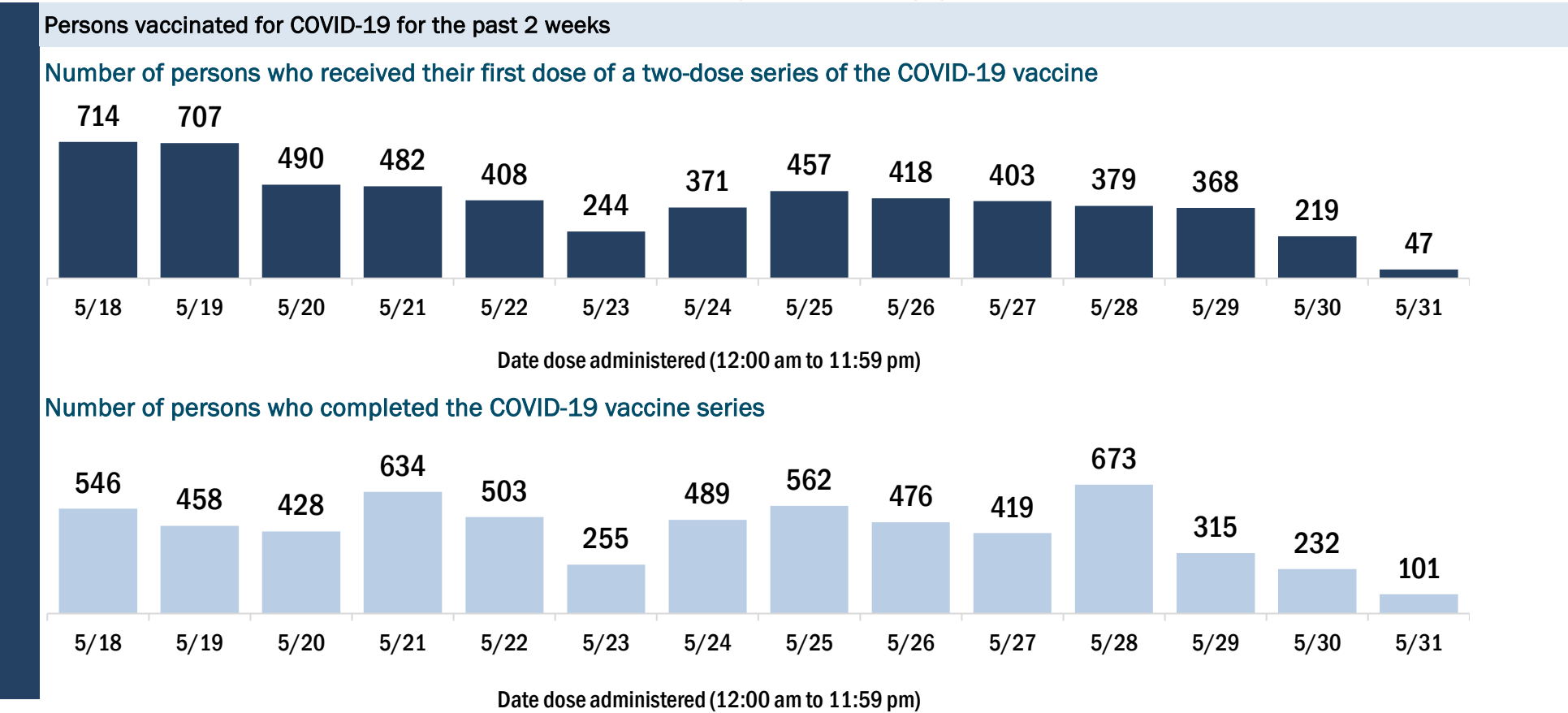
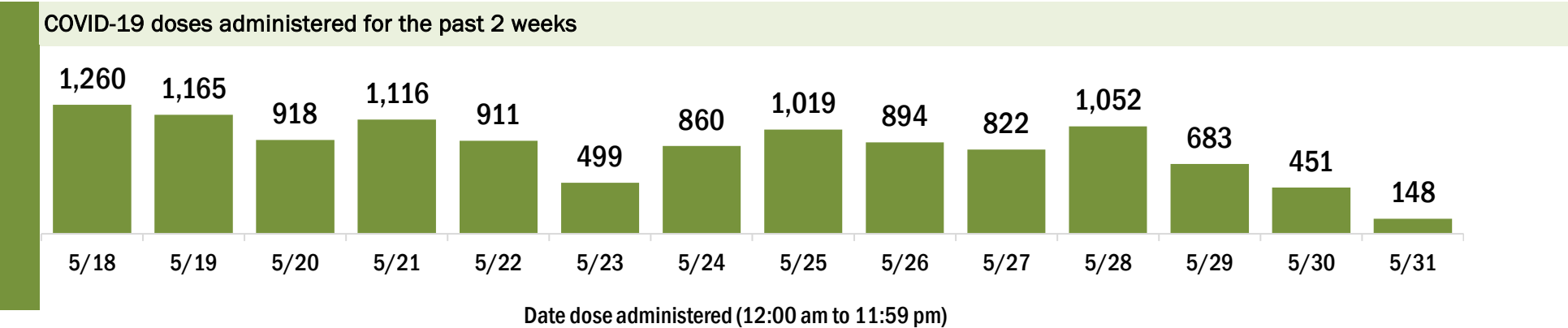
Data in this report are provisional and subject to change.

Data in this summary pertain to COVID-19 vaccines approved by the U.S. Food and Drug Administration and have been issued an Emergency Use Authorization (Janssen COVID-19 Vaccine, Moderna COVID-19 Vaccine and Pfizer-BioNTech COVID-19 Vaccine). These data summarize the number of people who have received either their first dose or have completed the series for a COVID-19 vaccine. **A person can only be counted in one category, first dose or series complete.** For persons receiving Moderna or Pfizer vaccines, once they receive their second dose, they are moved from the first dose column to the series completed column. **Because of this, the total first dose category may show a change from report to report not matching the total receiving their first dose from the previous day.** Persons receiving Johnson & Johnson vaccines will always be counted in the series completed column.

COVID-19 doses for vaccinated persons in Florida	
Doses administered	251,131
People receiving one dose of a 1-dose series (Johnson & Johnson) or receiving only one dose of a 2-dose series (Moderna, Pfizer) count once. Persons receiving both doses of a 2-dose series count twice.	

Current status of persons vaccinated for COVID-19 in Florida	
Total people vaccinated	143,570
First dose	30,297
Series completed	113,273
Completed 1-dose series	5,712
Completed 2-dose series	107,561
First dose: current number of people who have only received their first dose of the Moderna or Pfizer vaccine.	
Series complete: current number of people who have received both Moderna or Pfizer vaccine doses or one Johnson & Johnson dose and are considered fully immunized.	

Demographic summary	First dose	Series complete	Total people vaccinated
Age group	30,297	113,273	143,570
12-14 years	822	0	822
15-24 years	3,124	4,740	7,864
25-34 years	2,568	6,188	8,756
35-44 years	3,226	9,041	12,267
45-54 years	4,175	13,686	17,861
55-64 years	5,774	23,460	29,234
65-74 years	5,808	32,253	38,061
75-84 years	3,530	18,412	21,942
85+ years	1,270	5,493	6,763
Race	30,297	113,273	143,570
White	17,869	72,118	89,987
Black	3,624	10,554	14,178
American Indian/Alaskan	189	486	675
Other	3,261	10,825	14,086
Unknown	5,354	19,290	24,644
Other race includes Asian, native Hawaiian/Pacific Islander, or other.			
Ethnicity	30,297	113,273	143,570
Hispanic	4,690	12,427	17,117
Non-Hispanic	13,952	60,445	74,397
Unknown	11,655	40,401	52,056
Gender	30,297	113,273	143,570
Female	16,138	62,920	79,058
Male	14,059	50,279	64,338
Unknown	100	74	174



COVID-19: Sumter County vaccine summary

Vaccination data through May 31, 2021 as of Jun 1, 2021 at 12:05 AM

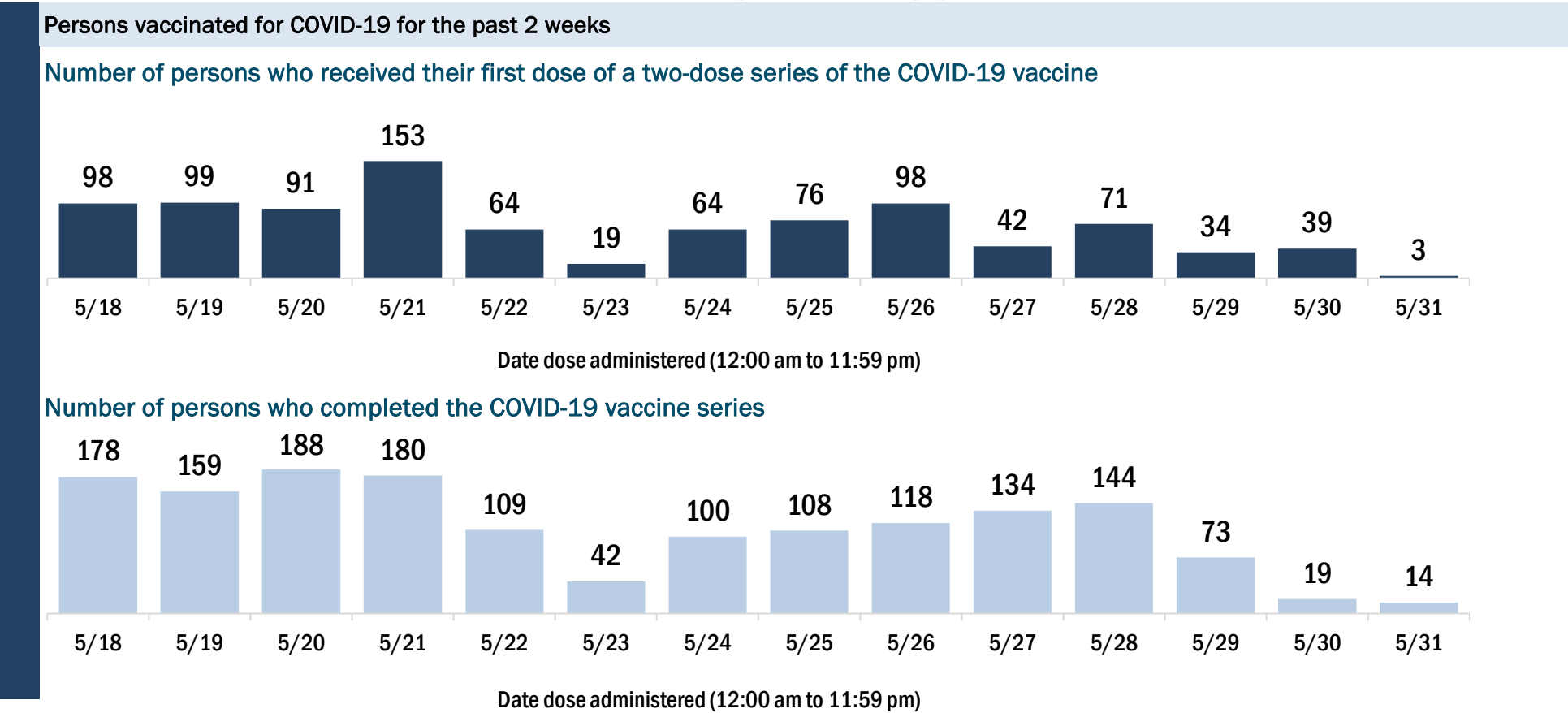
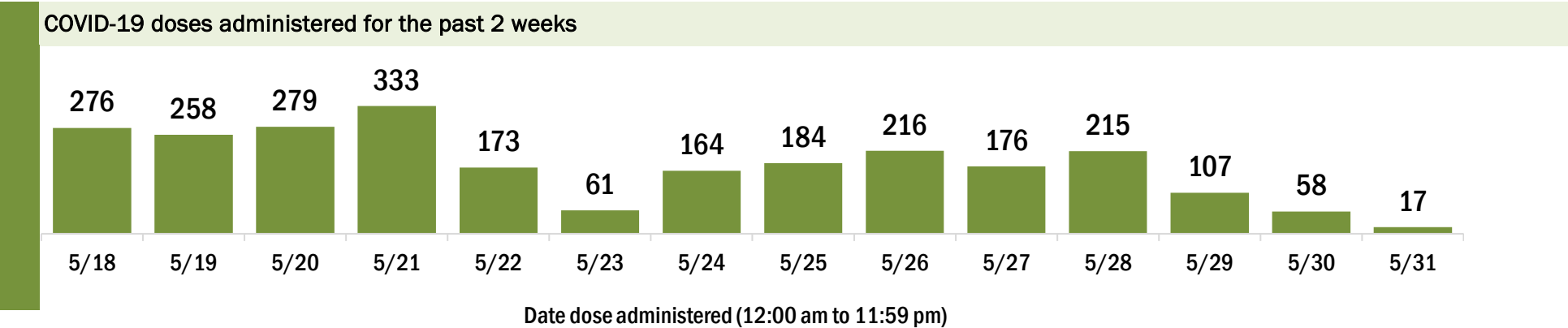
Data in this report are provisional and subject to change.

Data in this summary pertain to COVID-19 vaccines approved by the U.S. Food and Drug Administration and have been issued an Emergency Use Authorization (Janssen COVID-19 Vaccine, Moderna COVID-19 Vaccine and Pfizer-BioNTech COVID-19 Vaccine). These data summarize the number of people who have received either their first dose or have completed the series for a COVID-19 vaccine. **A person can only be counted in one category, first dose or series complete.** For persons receiving Moderna or Pfizer vaccines, once they receive their second dose, they are moved from the first dose column to the series completed column. **Because of this, the total first dose category may show a change from report to report not matching the total receiving their first dose from the previous day.** Persons receiving Johnson & Johnson vaccines will always be counted in the series completed column.

COVID-19 doses for vaccinated persons in Florida	
Doses administered	159,880
People receiving one dose of a 1-dose series (Johnson & Johnson) or receiving only one dose of a 2-dose series (Moderna, Pfizer) count once. Persons receiving both doses of a 2-dose series count twice.	

Current status of persons vaccinated for COVID-19 in Florida	
Total people vaccinated	87,150
First dose	9,528
Series completed	77,622
Completed 1-dose series	4,892
Completed 2-dose series	72,730
First dose: current number of people who have only received their first dose of the Moderna or Pfizer vaccine.	
Series complete: current number of people who have received both Moderna or Pfizer vaccine doses or one Johnson & Johnson dose and are considered fully immunized.	

Demographic summary	First dose	Series complete	Total people vaccinated
Age group	9,528	77,622	87,150
12-14 years	114	0	114
15-24 years	321	480	801
25-34 years	332	847	1,179
35-44 years	477	1,247	1,724
45-54 years	653	2,416	3,069
55-64 years	1,769	9,630	11,399
65-74 years	2,880	34,591	37,471
75-84 years	2,332	23,970	26,302
85+ years	650	4,441	5,091
Race	9,528	77,622	87,150
White	7,218	65,103	72,321
Black	292	1,276	1,568
American Indian/Alaskan	36	192	228
Other	661	3,276	3,937
Unknown	1,321	7,775	9,096
Other race includes Asian, native Hawaiian/Pacific Islander, or other.			
Ethnicity	9,528	77,622	87,150
Hispanic	390	1,592	1,982
Non-Hispanic	5,874	52,999	58,873
Unknown	3,264	23,031	26,295
Gender	9,528	77,622	87,150
Female	5,219	42,839	48,058
Male	4,288	34,764	39,052
Unknown	21	19	40



COVID-19: Suwannee County vaccine summary

Vaccination data through May 31, 2021 as of Jun 1, 2021 at 12:05 AM

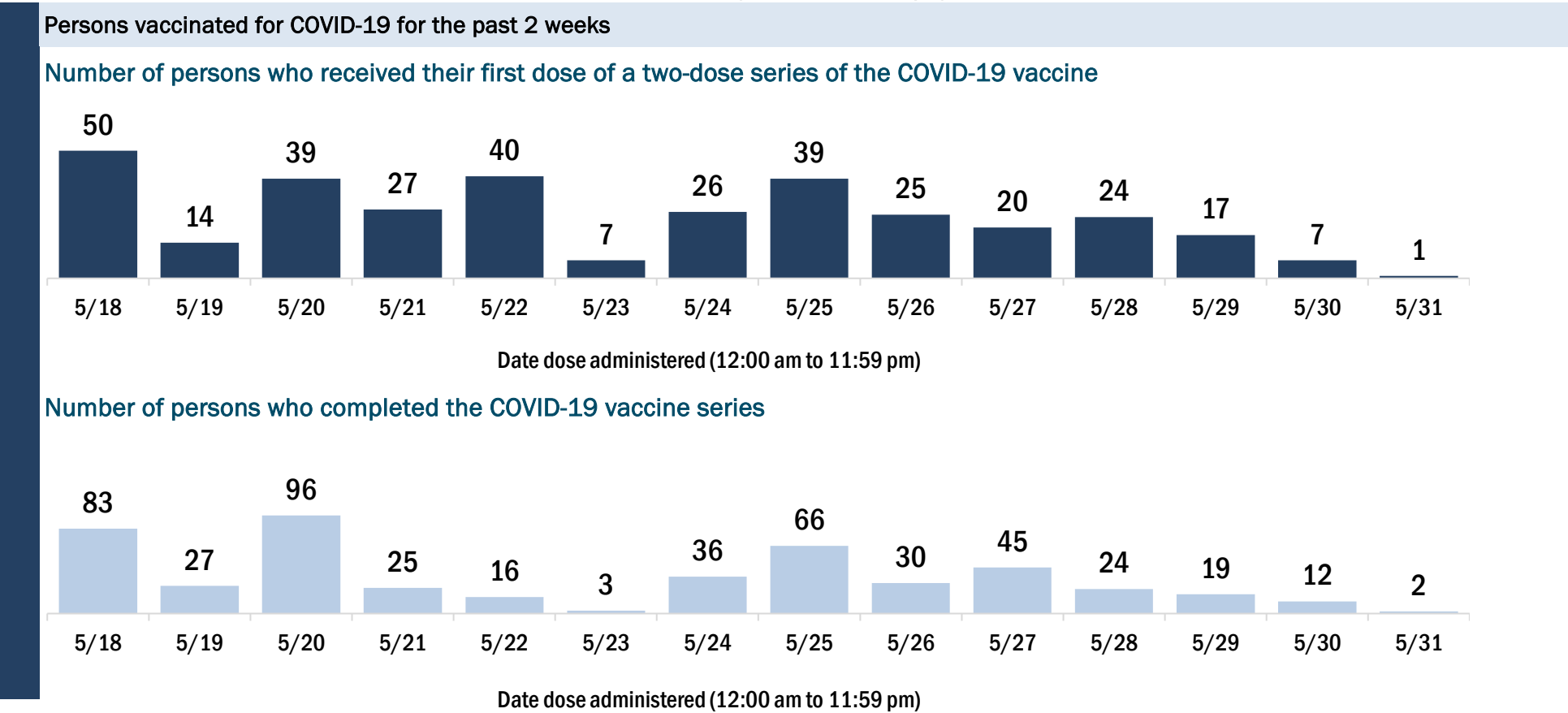
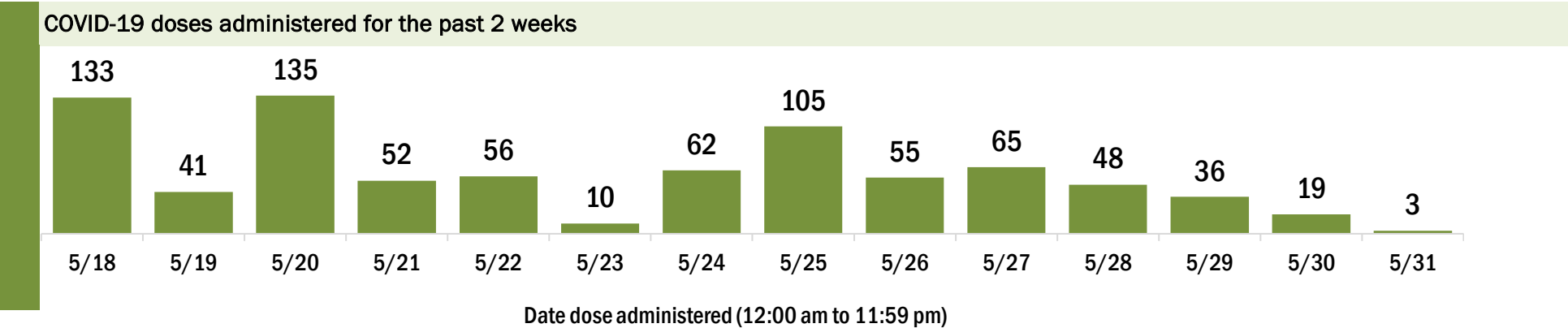
Data in this report are provisional and subject to change.

Data in this summary pertain to COVID-19 vaccines approved by the U.S. Food and Drug Administration and have been issued an Emergency Use Authorization (Janssen COVID-19 Vaccine, Moderna COVID-19 Vaccine and Pfizer-BioNTech COVID-19 Vaccine). These data summarize the number of people who have received either their first dose or have completed the series for a COVID-19 vaccine. **A person can only be counted in one category, first dose or series complete.** For persons receiving Moderna or Pfizer vaccines, once they receive their second dose, they are moved from the first dose column to the series completed column. **Because of this, the total first dose category may show a change from report to report not matching the total receiving their first dose from the previous day.** Persons receiving Johnson & Johnson vaccines will always be counted in the series completed column.

COVID-19 doses for vaccinated persons in Florida	
Doses administered	19,473
People receiving one dose of a 1-dose series (Johnson & Johnson) or receiving only one dose of a 2-dose series (Moderna, Pfizer) count once. Persons receiving both doses of a 2-dose series count twice.	

Current status of persons vaccinated for COVID-19 in Florida	
Total people vaccinated	10,965
First dose	1,712
Series completed	9,253
Completed 1-dose series	745
Completed 2-dose series	8,508
First dose: current number of people who have only received their first dose of the Moderna or Pfizer vaccine.	
Series complete: current number of people who have received both Moderna or Pfizer vaccine doses or one Johnson & Johnson dose and are considered fully immunized.	

Demographic summary	First dose	Series complete	Total people vaccinated
Age group	1,712	9,253	10,965
12-14 years	27	0	27
15-24 years	160	300	460
25-34 years	179	377	556
35-44 years	246	561	807
45-54 years	270	892	1,162
55-64 years	412	2,016	2,428
65-74 years	224	2,796	3,020
75-84 years	140	1,724	1,864
85+ years	54	587	641
Race	1,712	9,253	10,965
White	1,067	6,592	7,659
Black	272	839	1,111
American Indian/Alaskan	10	18	28
Other	181	625	806
Unknown	182	1,179	1,361
Other race includes Asian, native Hawaiian/Pacific Islander, or other.			
Ethnicity	1,712	9,253	10,965
Hispanic	211	497	708
Non-Hispanic	1,028	5,947	6,975
Unknown	473	2,809	3,282
Gender	1,712	9,253	10,965
Female	725	5,249	5,974
Male	987	4,004	4,991
Unknown	0	0	0



COVID-19: Taylor County vaccine summary

Vaccination data through May 31, 2021 as of Jun 1, 2021 at 12:05 AM

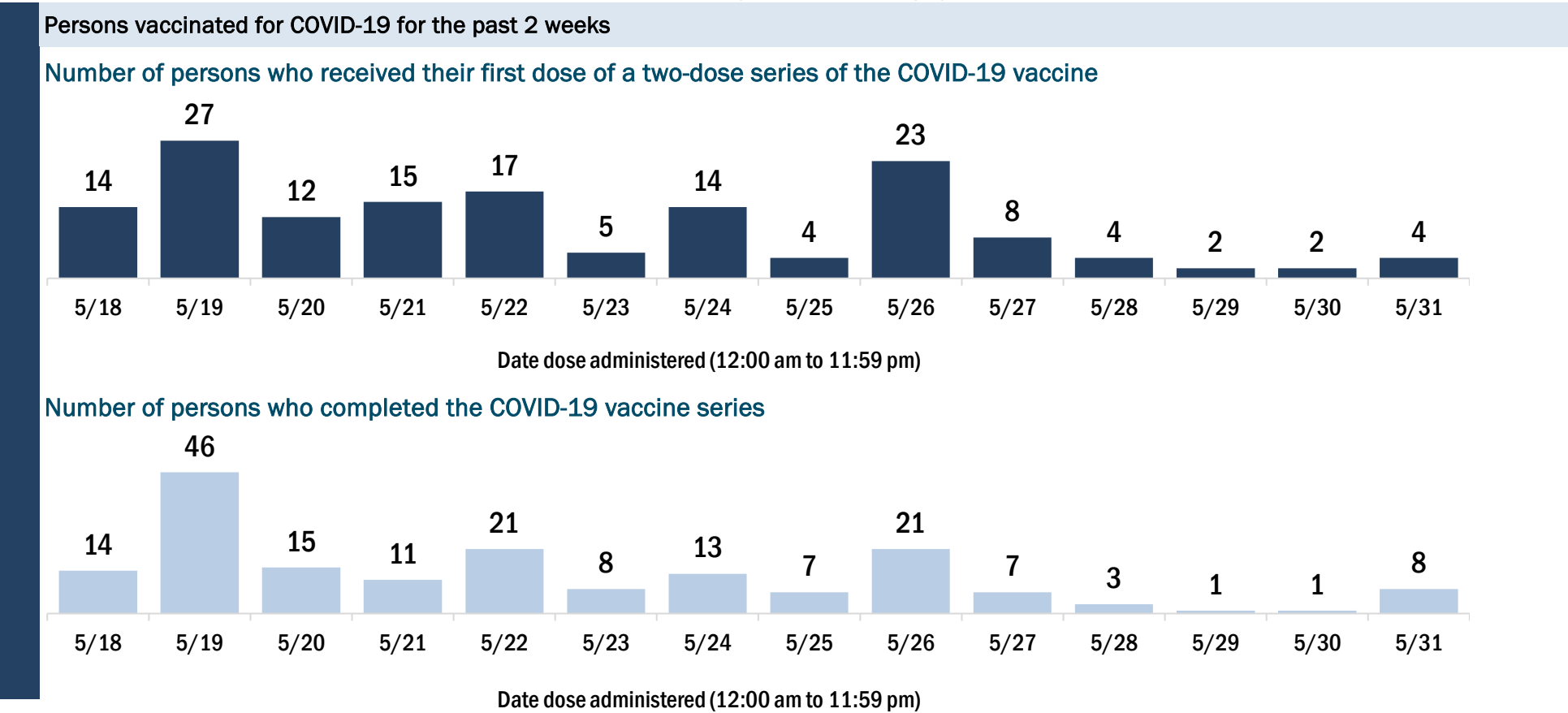
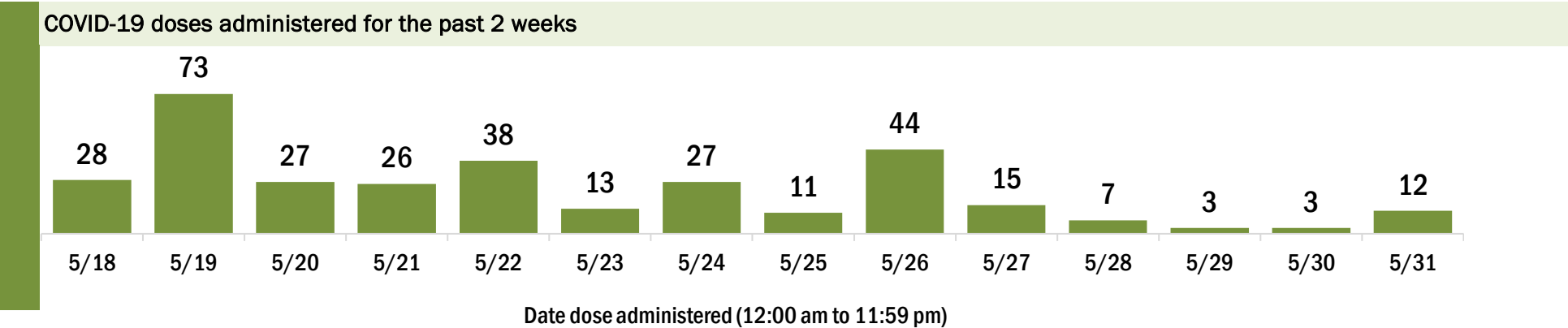
Data in this report are provisional and subject to change.

Data in this summary pertain to COVID-19 vaccines approved by the U.S. Food and Drug Administration and have been issued an Emergency Use Authorization (Janssen COVID-19 Vaccine, Moderna COVID-19 Vaccine and Pfizer-BioNTech COVID-19 Vaccine). These data summarize the number of people who have received either their first dose or have completed the series for a COVID-19 vaccine. **A person can only be counted in one category, first dose or series complete.** For persons receiving Moderna or Pfizer vaccines, once they receive their second dose, they are moved from the first dose column to the series completed column. **Because of this, the total first dose category may show a change from report to report not matching the total receiving their first dose from the previous day.** Persons receiving Johnson & Johnson vaccines will always be counted in the series completed column.

COVID-19 doses for vaccinated persons in Florida	
Doses administered	10,796
People receiving one dose of a 1-dose series (Johnson & Johnson) or receiving only one dose of a 2-dose series (Moderna, Pfizer) count once. Persons receiving both doses of a 2-dose series count twice.	

Current status of persons vaccinated for COVID-19 in Florida	
Total people vaccinated	6,239
First dose	1,275
Series completed	4,964
Completed 1-dose series	407
Completed 2-dose series	4,557
First dose: current number of people who have only received their first dose of the Moderna or Pfizer vaccine.	
Series complete: current number of people who have received both Moderna or Pfizer vaccine doses or one Johnson & Johnson dose and are considered fully immunized.	

Demographic summary	First dose	Series complete	Total people vaccinated
Age group	1,275	4,964	6,239
12-14 years	12	0	12
15-24 years	64	94	158
25-34 years	89	238	327
35-44 years	109	353	462
45-54 years	181	552	733
55-64 years	288	1,151	1,439
65-74 years	315	1,517	1,832
75-84 years	162	835	997
85+ years	55	224	279
Race	1,275	4,964	6,239
White	859	3,644	4,503
Black	216	720	936
American Indian/Alaskan	8	34	42
Other	65	317	382
Unknown	127	249	376
Other race includes Asian, native Hawaiian/Pacific Islander, or other.			
Ethnicity	1,275	4,964	6,239
Hispanic	18	103	121
Non-Hispanic	766	3,201	3,967
Unknown	491	1,660	2,151
Gender	1,275	4,964	6,239
Female	615	2,529	3,144
Male	659	2,434	3,093
Unknown	1	1	2



COVID-19: Union County vaccine summary

Vaccination data through May 31, 2021 as of Jun 1, 2021 at 12:05 AM

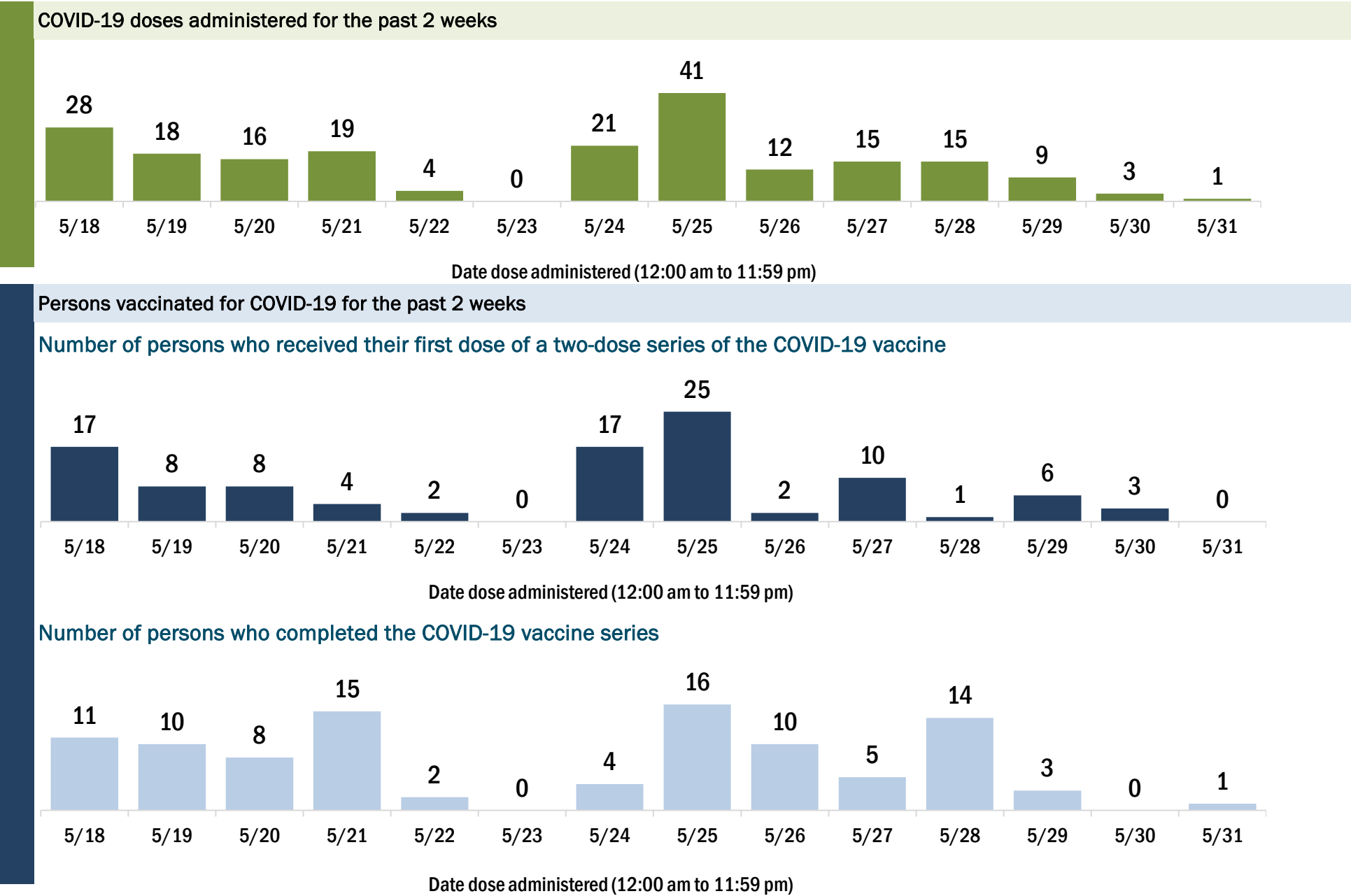
Data in this report are provisional and subject to change.

Data in this summary pertain to COVID-19 vaccines approved by the U.S. Food and Drug Administration and have been issued an Emergency Use Authorization (Janssen COVID-19 Vaccine, Moderna COVID-19 Vaccine and Pfizer-BioNTech COVID-19 Vaccine). These data summarize the number of people who have received either their first dose or have completed the series for a COVID-19 vaccine. **A person can only be counted in one category, first dose or series complete.** For persons receiving Moderna or Pfizer vaccines, once they receive their second dose, they are moved from the first dose column to the series completed column. **Because of this, the total first dose category may show a change from report to report not matching the total receiving their first dose from the previous day.** Persons receiving Johnson & Johnson vaccines will always be counted in the series completed column.

COVID-19 doses for vaccinated persons in Florida	
Doses administered	6,316
People receiving one dose of a 1-dose series (Johnson & Johnson) or receiving only one dose of a 2-dose series (Moderna, Pfizer) count once. Persons receiving both doses of a 2-dose series count twice.	

Current status of persons vaccinated for COVID-19 in Florida	
Total people vaccinated	3,556
First dose	662
Series completed	2,894
Completed 1-dose series	134
Completed 2-dose series	2,760
First dose: current number of people who have only received their first dose of the Moderna or Pfizer vaccine.	
Series complete: current number of people who have received both Moderna or Pfizer vaccine doses or one Johnson & Johnson dose and are considered fully immunized.	

Demographic summary	First dose	Series complete	Total people vaccinated
Age group	662	2,894	3,556
12-14 years	8	0	8
15-24 years	51	102	153
25-34 years	61	194	255
35-44 years	128	292	420
45-54 years	126	421	547
55-64 years	149	684	833
65-74 years	94	723	817
75-84 years	38	376	414
85+ years	7	102	109
Race	662	2,894	3,556
White	420	2,168	2,588
Black	171	482	653
American Indian/Alaskan	5	17	22
Other	46	173	219
Unknown	20	54	74
Other race includes Asian, native Hawaiian/Pacific Islander, or other.			
Ethnicity	662	2,894	3,556
Hispanic	40	109	149
Non-Hispanic	526	2,545	3,071
Unknown	96	240	336
Gender	662	2,894	3,556
Female	169	1,243	1,412
Male	488	1,651	2,139
Unknown	5	0	5



COVID-19: Volusia County vaccine summary

Vaccination data through May 31, 2021 as of Jun 1, 2021 at 12:05 AM

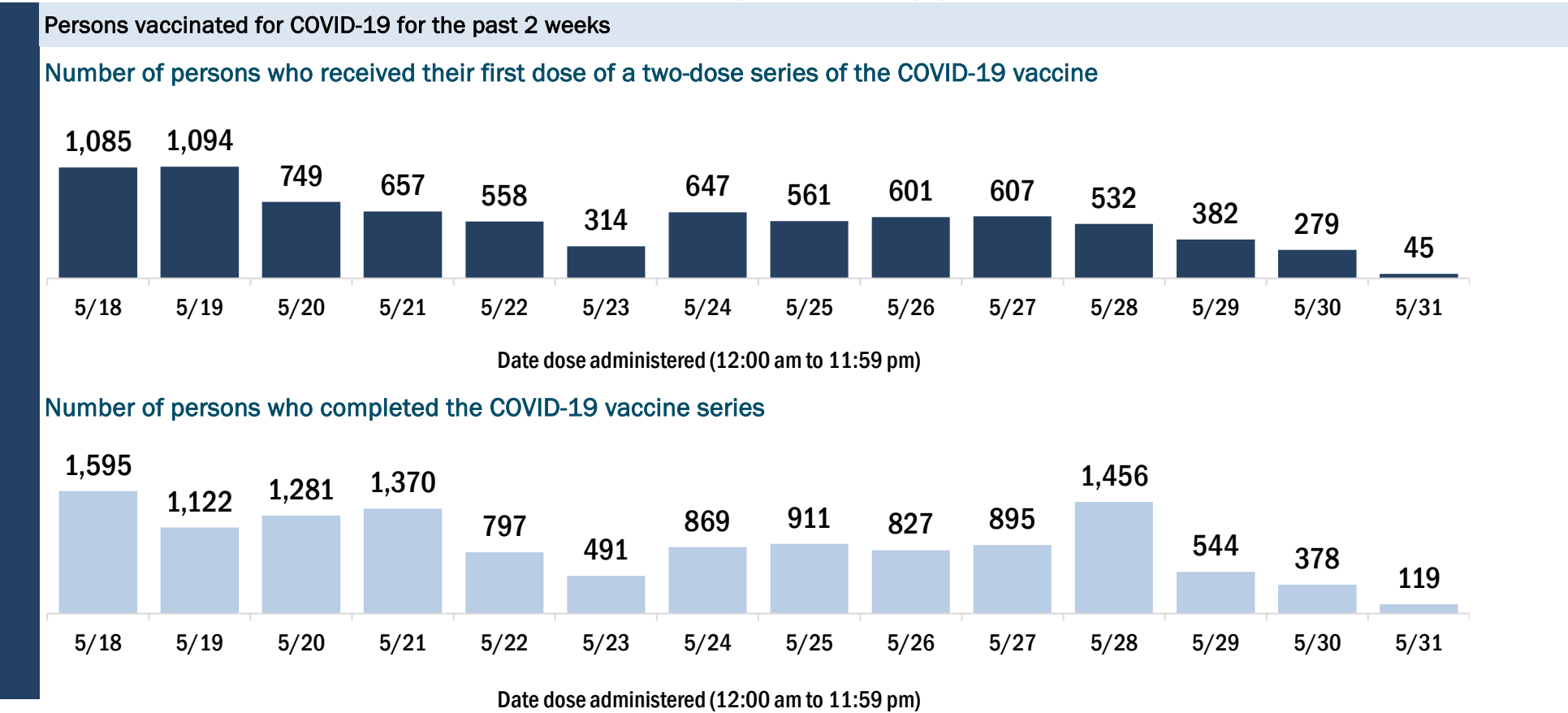
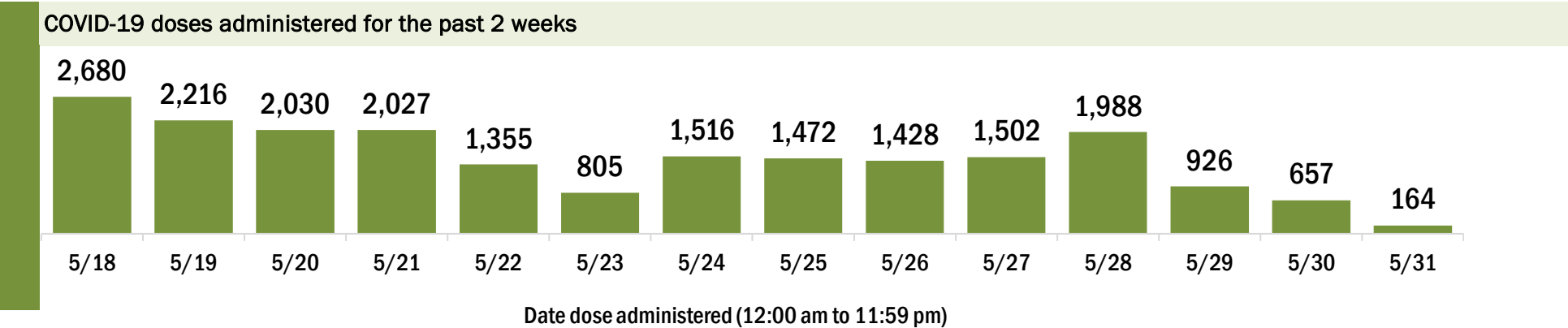
Data in this report are provisional and subject to change.

Data in this summary pertain to COVID-19 vaccines approved by the U.S. Food and Drug Administration and have been issued an Emergency Use Authorization (Janssen COVID-19 Vaccine, Moderna COVID-19 Vaccine and Pfizer-BioNTech COVID-19 Vaccine). These data summarize the number of people who have received either their first dose or have completed the series for a COVID-19 vaccine. **A person can only be counted in one category, first dose or series complete.** For persons receiving Moderna or Pfizer vaccines, once they receive their second dose, they are moved from the first dose column to the series completed column. **Because of this, the total first dose category may show a change from report to report not matching the total receiving their first dose from the previous day.** Persons receiving Johnson & Johnson vaccines will always be counted in the series completed column.

COVID-19 doses for vaccinated persons in Florida	
Doses administered	417,810
People receiving one dose of a 1-dose series (Johnson & Johnson) or receiving only one dose of a 2-dose series (Moderna, Pfizer) count once. Persons receiving both doses of a 2-dose series count twice.	

Current status of persons vaccinated for COVID-19 in Florida	
Total people vaccinated	240,640
First dose	40,635
Series completed	200,005
Completed 1-dose series	22,835
Completed 2-dose series	177,170
First dose: current number of people who have only received their first dose of the Moderna or Pfizer vaccine.	
Series complete: current number of people who have received both Moderna or Pfizer vaccine doses or one Johnson & Johnson dose and are considered fully immunized.	

Demographic summary	First dose	Series complete	Total people vaccinated
Age group	40,635	200,005	240,640
12-14 years	1,356	0	1,356
15-24 years	4,919	9,941	14,860
25-34 years	3,901	11,920	15,821
35-44 years	4,364	15,466	19,830
45-54 years	5,518	23,242	28,760
55-64 years	8,432	42,077	50,509
65-74 years	7,123	55,857	62,980
75-84 years	3,625	30,846	34,471
85+ years	1,397	10,656	12,053
Race	40,635	200,005	240,640
White	25,243	131,729	156,972
Black	2,714	10,258	12,972
American Indian/Alaskan	185	667	852
Other	4,956	22,265	27,221
Unknown	7,537	35,086	42,623
Other race includes Asian, native Hawaiian/Pacific Islander, or other.			
Ethnicity	40,635	200,005	240,640
Hispanic	5,067	14,901	19,968
Non-Hispanic	20,313	105,171	125,484
Unknown	15,255	79,933	95,188
Gender	40,635	200,005	240,640
Female	21,561	109,969	131,530
Male	18,661	86,954	105,615
Unknown	413	3,082	3,495



COVID-19: Wakulla County vaccine summary

Vaccination data through May 31, 2021 as of Jun 1, 2021 at 12:05 AM

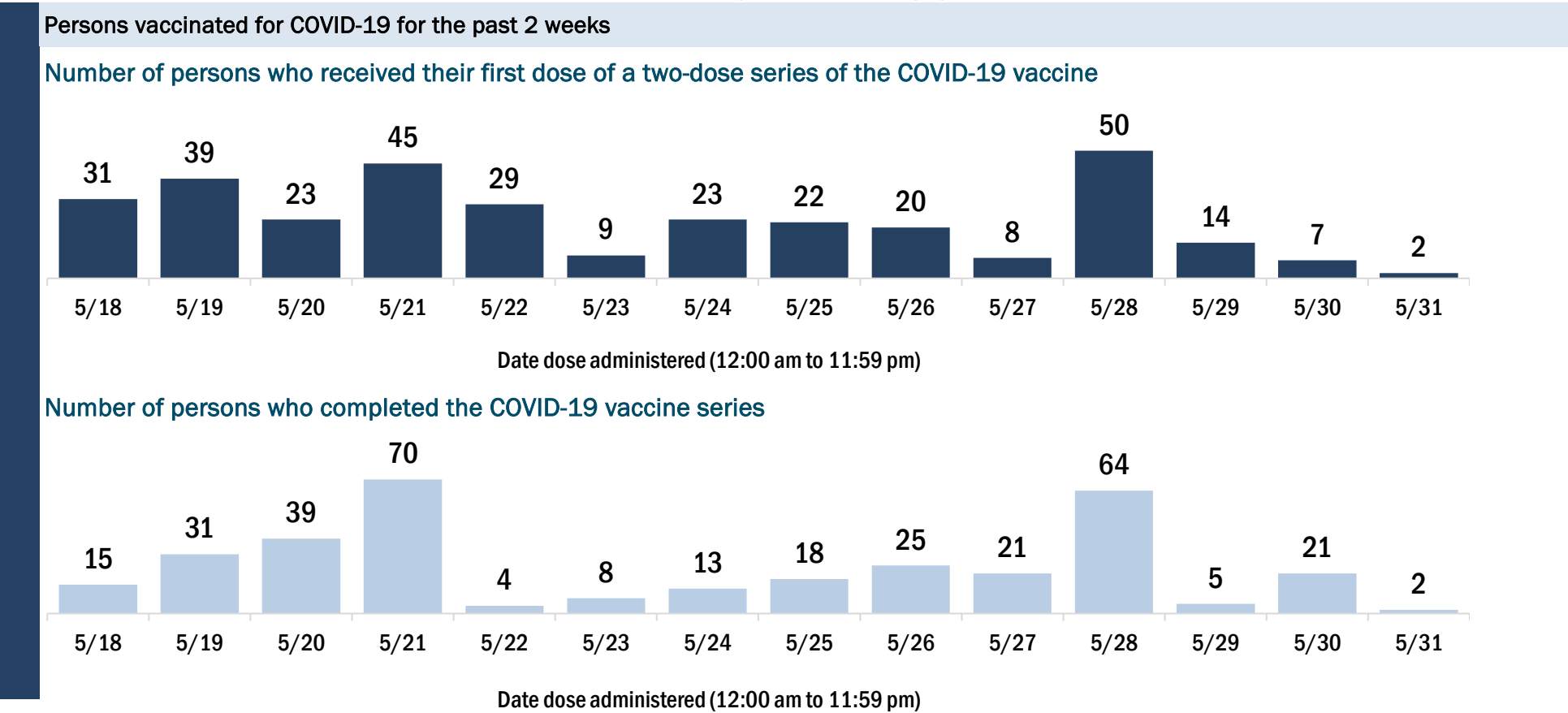
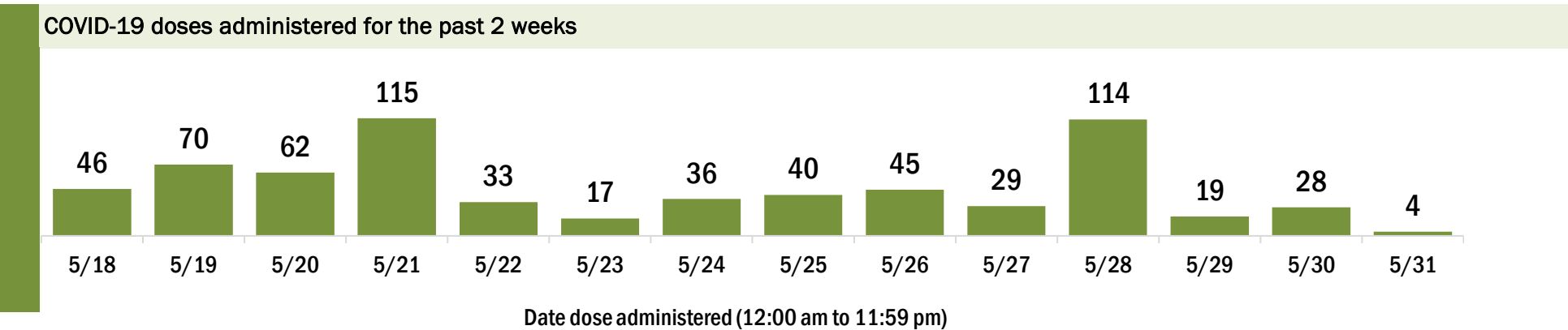
Data in this report are provisional and subject to change.

Data in this summary pertain to COVID-19 vaccines approved by the U.S. Food and Drug Administration and have been issued an Emergency Use Authorization (Janssen COVID-19 Vaccine, Moderna COVID-19 Vaccine and Pfizer-BioNTech COVID-19 Vaccine). These data summarize the number of people who have received either their first dose or have completed the series for a COVID-19 vaccine. **A person can only be counted in one category, first dose or series complete.** For persons receiving Moderna or Pfizer vaccines, once they receive their second dose, they are moved from the first dose column to the series completed column. **Because of this, the total first dose category may show a change from report to report not matching the total receiving their first dose from the previous day.** Persons receiving Johnson & Johnson vaccines will always be counted in the series completed column.

COVID-19 doses for vaccinated persons in Florida	
Doses administered	19,992
People receiving one dose of a 1-dose series (Johnson & Johnson) or receiving only one dose of a 2-dose series (Moderna, Pfizer) count once. Persons receiving both doses of a 2-dose series count twice.	

Current status of persons vaccinated for COVID-19 in Florida	
Total people vaccinated	11,606
First dose	2,582
Series completed	9,024
Completed 1-dose series	638
Completed 2-dose series	8,386
First dose: current number of people who have only received their first dose of the Moderna or Pfizer vaccine.	
Series complete: current number of people who have received both Moderna or Pfizer vaccine doses or one Johnson & Johnson dose and are considered fully immunized.	

Demographic summary	First dose	Series complete	Total people vaccinated
Age group	2,582	9,024	11,606
12-14 years	58	0	58
15-24 years	181	388	569
25-34 years	309	562	871
35-44 years	414	834	1,248
45-54 years	461	1,237	1,698
55-64 years	508	2,040	2,548
65-74 years	415	2,528	2,943
75-84 years	181	1,161	1,342
85+ years	55	274	329
Race	2,582	9,024	11,606
White	1,763	6,722	8,485
Black	521	694	1,215
American Indian/Alaskan	6	40	46
Other	132	1,103	1,235
Unknown	160	465	625
Other race includes Asian, native Hawaiian/Pacific Islander, or other.			
Ethnicity	2,582	9,024	11,606
Hispanic	82	200	282
Non-Hispanic	1,205	7,248	8,453
Unknown	1,295	1,576	2,871
Gender	2,582	9,024	11,606
Female	897	5,024	5,921
Male	1,684	3,999	5,683
Unknown	1	1	2



COVID-19: Walton County vaccine summary

Vaccination data through May 31, 2021 as of Jun 1, 2021 at 12:05 AM

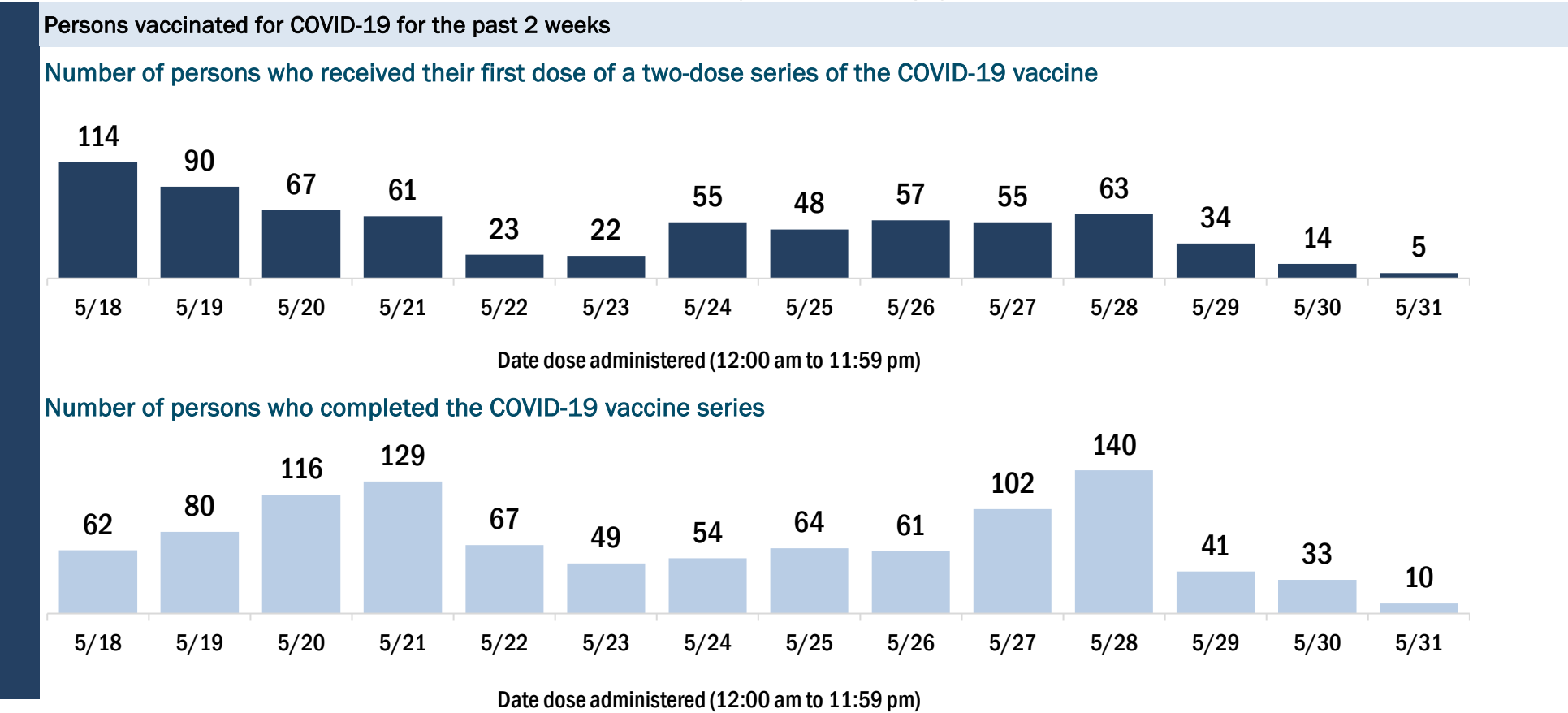
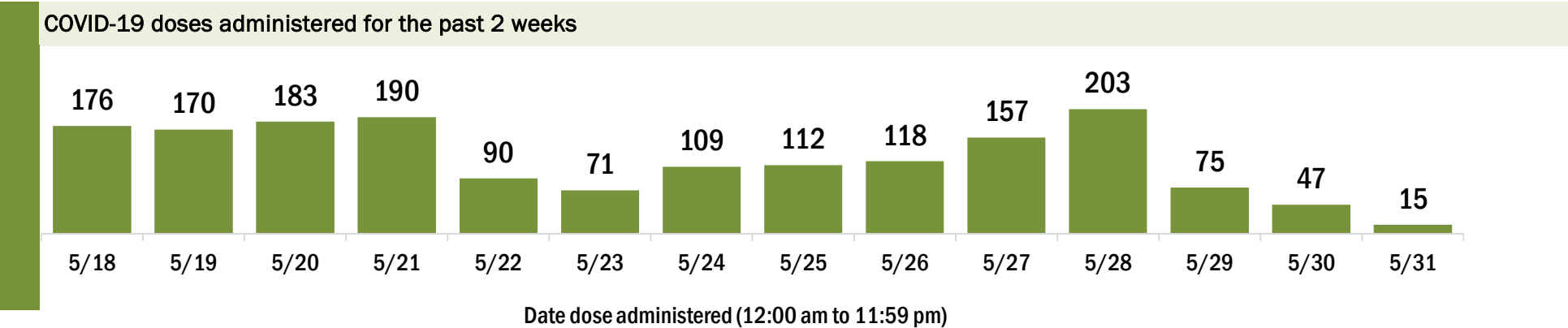
Data in this report are provisional and subject to change.

Data in this summary pertain to COVID-19 vaccines approved by the U.S. Food and Drug Administration and have been issued an Emergency Use Authorization (Janssen COVID-19 Vaccine, Moderna COVID-19 Vaccine and Pfizer-BioNTech COVID-19 Vaccine). These data summarize the number of people who have received either their first dose or have completed the series for a COVID-19 vaccine. **A person can only be counted in one category, first dose or series complete.** For persons receiving Moderna or Pfizer vaccines, once they receive their second dose, they are moved from the first dose column to the series completed column. **Because of this, the total first dose category may show a change from report to report not matching the total receiving their first dose from the previous day.** Persons receiving Johnson & Johnson vaccines will always be counted in the series completed column.

COVID-19 doses for vaccinated persons in Florida	
Doses administered	48,072
People receiving one dose of a 1-dose series (Johnson & Johnson) or receiving only one dose of a 2-dose series (Moderna, Pfizer) count once. Persons receiving both doses of a 2-dose series count twice.	

Current status of persons vaccinated for COVID-19 in Florida	
Total people vaccinated	27,423
First dose	5,113
Series completed	22,310
Completed 1-dose series	1,661
Completed 2-dose series	20,649
First dose: current number of people who have only received their first dose of the Moderna or Pfizer vaccine.	
Series complete: current number of people who have received both Moderna or Pfizer vaccine doses or one Johnson & Johnson dose and are considered fully immunized.	

Demographic summary	First dose	Series complete	Total people vaccinated
Age group	5,113	22,310	27,423
12-14 years	77	0	77
15-24 years	456	692	1,148
25-34 years	487	1,146	1,633
35-44 years	584	1,995	2,579
45-54 years	763	2,747	3,510
55-64 years	1,063	5,228	6,291
65-74 years	1,091	6,758	7,849
75-84 years	476	2,948	3,424
85+ years	116	796	912
Race	5,113	22,310	27,423
White	3,583	16,560	20,143
Black	219	573	792
American Indian/Alaskan	22	101	123
Other	391	1,167	1,558
Unknown	898	3,909	4,807
Other race includes Asian, native Hawaiian/Pacific Islander, or other.			
Ethnicity	5,113	22,310	27,423
Hispanic	354	726	1,080
Non-Hispanic	3,116	14,722	17,838
Unknown	1,643	6,862	8,505
Gender	5,113	22,310	27,423
Female	2,612	11,845	14,457
Male	2,481	10,462	12,943
Unknown	20	3	23



COVID-19: Washington County vaccine summary

Vaccination data through May 31, 2021 as of Jun 1, 2021 at 12:05 AM

Data in this report are provisional and subject to change.

Data in this summary pertain to COVID-19 vaccines approved by the U.S. Food and Drug Administration and have been issued an Emergency Use Authorization (Janssen COVID-19 Vaccine, Moderna COVID-19 Vaccine and Pfizer-BioNTech COVID-19 Vaccine). These data summarize the number of people who have received either their first dose or have completed the series for a COVID-19 vaccine. **A person can only be counted in one category, first dose or series complete.** For persons receiving Moderna or Pfizer vaccines, once they receive their second dose, they are moved from the first dose column to the series completed column. **Because of this, the total first dose category may show a change from report to report not matching the total receiving their first dose from the previous day.** Persons receiving Johnson & Johnson vaccines will always be counted in the series completed column.

COVID-19 doses for vaccinated persons in Florida	
Doses administered	11,205
People receiving one dose of a 1-dose series (Johnson & Johnson) or receiving only one dose of a 2-dose series (Moderna, Pfizer) count once. Persons receiving both doses of a 2-dose series count twice.	

Current status of persons vaccinated for COVID-19 in Florida	
Total people vaccinated	6,292
First dose	879
Series completed	5,413
Completed 1-dose series	500
Completed 2-dose series	4,913
First dose: current number of people who have only received their first dose of the Moderna or Pfizer vaccine.	
Series complete: current number of people who have received both Moderna or Pfizer vaccine doses or one Johnson & Johnson dose and are considered fully immunized.	

Demographic summary	First dose	Series complete	Total people vaccinated
Age group	879	5,413	6,292
12-14 years	12	0	12
15-24 years	75	111	186
25-34 years	100	270	370
35-44 years	118	439	557
45-54 years	173	659	832
55-64 years	192	1,324	1,516
65-74 years	120	1,496	1,616
75-84 years	63	836	899
85+ years	26	278	304
Race	879	5,413	6,292
White	524	4,035	4,559
Black	122	546	668
American Indian/Alaskan	5	64	69
Other	39	242	281
Unknown	189	526	715
Other race includes Asian, native Hawaiian/Pacific Islander, or other.			
Ethnicity	879	5,413	6,292
Hispanic	23	121	144
Non-Hispanic	650	4,444	5,094
Unknown	206	848	1,054
Gender	879	5,413	6,292
Female	387	2,737	3,124
Male	492	2,676	3,168
Unknown	0	0	0

