

COVID-19: Florida vaccine summary

Vaccination data through May 27, 2021 as of May 28, 2021 at 12:05 AM

Data in this report are provisional and subject to change. Data are based on county of residence.

Data in this summary pertain to COVID-19 vaccines approved by the U.S. Food and Drug Administration and have been issued an Emergency Use Authorization (Janssen COVID-19 Vaccine, Moderna COVID-19 Vaccine and Pfizer-BioNTech COVID-19 Vaccine). These data summarize the number of people who have received either their first dose or have completed the series for a COVID-19 vaccine. **A person can only be counted in one category, first dose or series complete.** For persons receiving Moderna or Pfizer vaccines, once they receive their second dose, they are moved from the first dose column to the series completed column. **Because of this, the total first dose category may show a change from report to report not matching the total receiving their first dose from the previous day.** Persons receiving Johnson & Johnson vaccines will always be counted in the series completed column.

COVID-19 doses for vaccinated persons in Florida

Doses administered 17,615,460

People receiving one dose of a 1-dose series (Johnson & Johnson) or receiving only one dose of a 2-dose series (Moderna, Pfizer) count once. Persons receiving both doses of a 2-dose series count twice.

Current status of persons vaccinated for COVID-19 in Florida

Total people vaccinated 10,213,280

First dose 2,025,402

Series completed 8,187,878

Completed 1-dose series 785,698

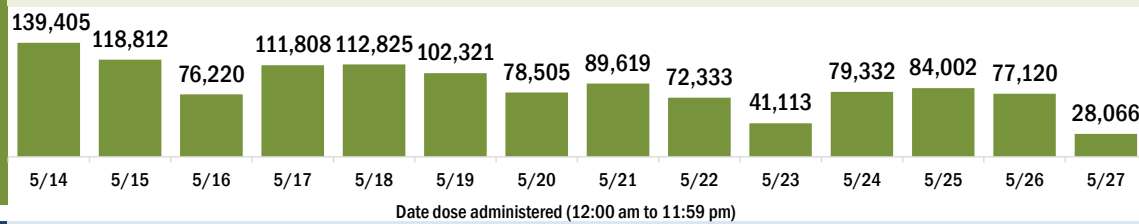
Completed 2-dose series 7,402,180

First dose: current number of people who have only received their first dose of the Moderna or Pfizer vaccine.

Series complete: current number of people who have received both Moderna or Pfizer vaccine doses or one Johnson & Johnson dose and are considered fully immunized.

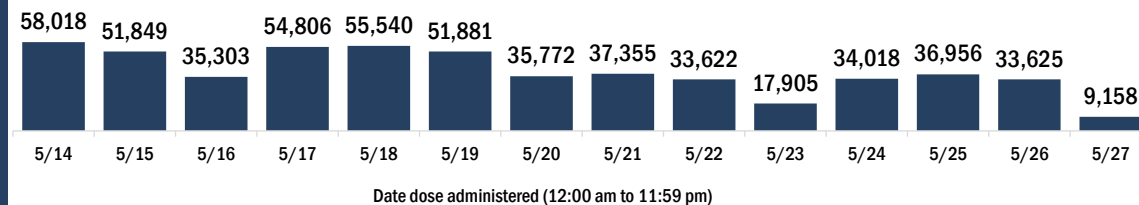
Demographic summary	First dose	Series complete	Total people vaccinated
Age group	2,025,402	8,187,878	10,213,280
12-14 years	76,688	0	76,688
15-24 years	252,742	488,271	741,013
25-34 years	250,036	701,978	952,014
35-44 years	275,028	905,810	1,180,838
45-54 years	295,242	1,173,108	1,468,350
55-64 years	326,076	1,639,514	1,965,590
65-74 years	301,605	1,872,095	2,173,700
75-84 years	174,654	1,057,342	1,231,996
85+ years	73,331	349,760	423,091
Race	2,025,402	8,187,878	10,213,280
White	1,222,032	5,502,972	6,725,004
Black	174,040	562,103	736,143
American Indian/Alaskan	11,022	29,037	40,059
Other	262,318	893,741	1,156,059
Unknown	355,990	1,200,025	1,556,015
Other race includes Asian, native Hawaiian/Pacific Islander, or other.			
Ethnicity	2,025,402	8,187,878	10,213,280
Hispanic	486,664	1,339,107	1,825,771
Non-Hispanic	827,793	4,213,764	5,041,557
Unknown	710,945	2,635,007	3,345,952
Gender	2,025,402	8,187,878	10,213,280
Female	1,066,010	4,483,615	5,549,625
Male	948,917	3,692,023	4,640,940
Unknown	10,475	12,240	22,715

COVID-19 doses administered for the past 2 weeks

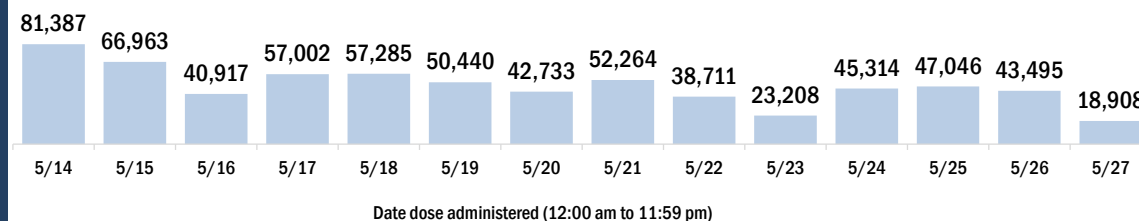


Persons vaccinated for COVID-19 for the past 2 weeks

Number of persons who received their first dose of the COVID-19 vaccine



Number of persons who received their second dose and completed the COVID-19 vaccine series



COVID-19: Alachua County vaccine summary

Vaccination data through May 27, 2021 as of May 28, 2021 at 12:05 AM

Data in this report are provisional and subject to change.

Data in this summary pertain to COVID-19 vaccines approved by the U.S. Food and Drug Administration and have been issued an Emergency Use Authorization (Janssen COVID-19 Vaccine, Moderna COVID-19 Vaccine and Pfizer-BioNTech COVID-19 Vaccine). These data summarize the number of people who have received either their first dose or have completed the series for a COVID-19 vaccine. **A person can only be counted in one category, first dose or series complete.** For persons receiving Moderna or Pfizer vaccines, once they receive their second dose, they are moved from the first dose column to the series completed column. **Because of this, the total first dose category may show a change from report to report not matching the total receiving their first dose from the previous day.** Persons receiving Johnson & Johnson vaccines will always be counted in the series completed column.

COVID-19 doses for vaccinated persons in Florida

Doses administered 232,792

People receiving one dose of a 1-dose series (Johnson & Johnson) or receiving only one dose of a 2-dose series (Moderna, Pfizer) count once. Persons receiving both doses of a 2-dose series count twice.

Current status of persons vaccinated for COVID-19 in Florida

Total people vaccinated 128,688

First dose 19,413

Series completed 109,275

Completed 1-dose series 5,171

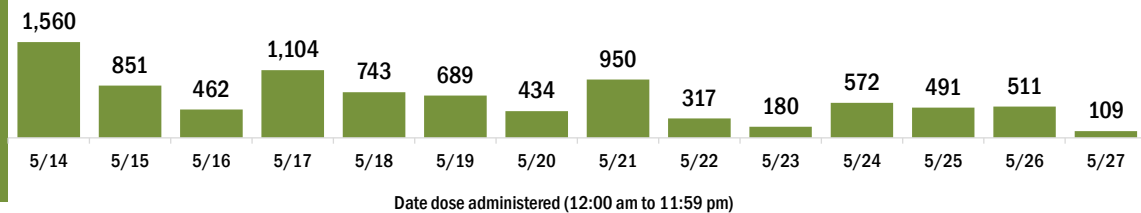
Completed 2-dose series 104,104

First dose: current number of people who have only received their first dose of the Moderna or Pfizer vaccine.

Series complete: current number of people who have received both Moderna or Pfizer vaccine doses or one Johnson & Johnson dose and are considered fully immunized.

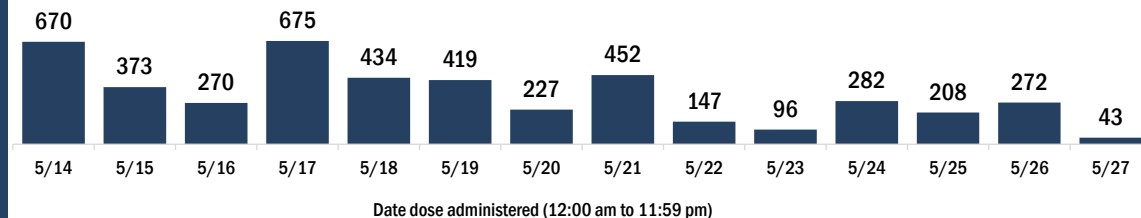
Demographic summary	First dose	Series complete	Total people vaccinated
Age group	19,413	109,275	128,688
12-14 years	1,308	0	1,308
15-24 years	5,160	18,017	23,177
25-34 years	3,637	17,713	21,350
35-44 years	2,672	13,669	16,341
45-54 years	2,085	12,946	15,031
55-64 years	2,261	16,383	18,644
65-74 years	1,339	18,236	19,575
75-84 years	640	8,997	9,637
85+ years	311	3,314	3,625
Race	19,413	109,275	128,688
White	11,383	75,034	86,417
Black	2,957	11,112	14,069
American Indian/Alaskan	93	358	451
Other	3,229	17,347	20,576
Unknown	1,751	5,424	7,175
Other race includes Asian, native Hawaiian/Pacific Islander, or other.			
Ethnicity	19,413	109,275	128,688
Hispanic	2,577	10,257	12,834
Non-Hispanic	11,273	74,315	85,588
Unknown	5,563	24,703	30,266
Gender	19,413	109,275	128,688
Female	10,053	61,612	71,665
Male	9,289	47,614	56,903
Unknown	71	49	120

COVID-19 doses administered for the past 2 weeks

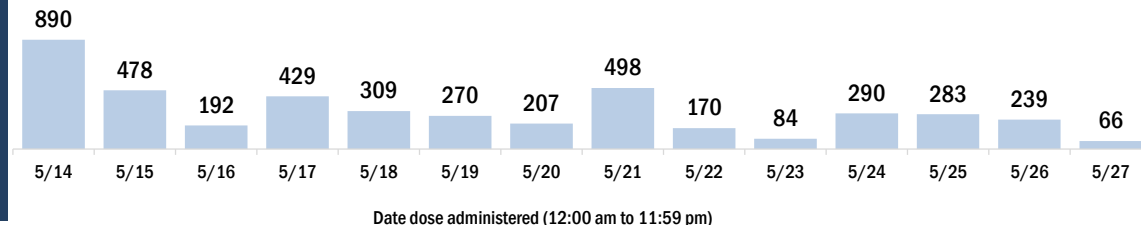


Persons vaccinated for COVID-19 for the past 2 weeks

Number of persons who received their first dose of a two-dose series of the COVID-19 vaccine



Number of persons who completed the COVID-19 vaccine series



COVID-19: Baker County vaccine summary

Vaccination data through May 27, 2021 as of May 28, 2021 at 12:05 AM

Data in this report are provisional and subject to change.

Data in this summary pertain to COVID-19 vaccines approved by the U.S. Food and Drug Administration and have been issued an Emergency Use Authorization (Janssen COVID-19 Vaccine, Moderna COVID-19 Vaccine and Pfizer-BioNTech COVID-19 Vaccine). These data summarize the number of people who have received either their first dose or have completed the series for a COVID-19 vaccine. **A person can only be counted in one category, first dose or series complete.** For persons receiving Moderna or Pfizer vaccines, once they receive their second dose, they are moved from the first dose column to the series completed column. **Because of this, the total first dose category may show a change from report to report not matching the total receiving their first dose from the previous day.** Persons receiving Johnson & Johnson vaccines will always be counted in the series completed column.

COVID-19 doses for vaccinated persons in Florida

Doses administered 11,045

People receiving one dose of a 1-dose series (Johnson & Johnson) or receiving only one dose of a 2-dose series (Moderna, Pfizer) count once. Persons receiving both doses of a 2-dose series count twice.

Current status of persons vaccinated for COVID-19 in Florida

Total people vaccinated 6,407

First dose 1,547

Series completed 4,860

Completed 1-dose series 222

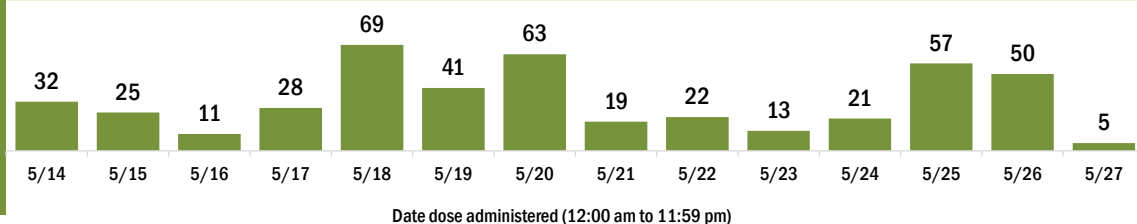
Completed 2-dose series 4,638

First dose: current number of people who have only received their first dose of the Moderna or Pfizer vaccine.

Series complete: current number of people who have received both Moderna or Pfizer vaccine doses or one Johnson & Johnson dose and are considered fully immunized.

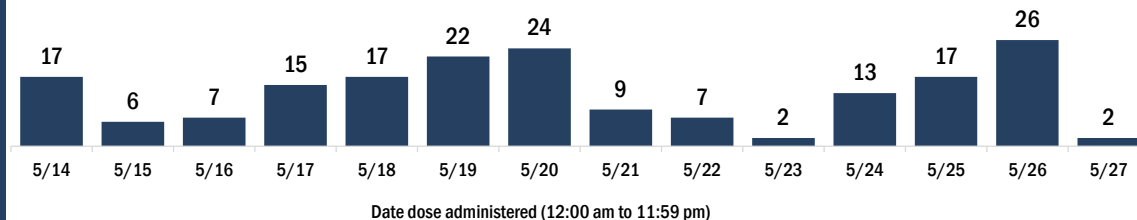
Demographic summary	First dose	Series complete	Total people vaccinated
Age group	1,547	4,860	6,407
12-14 years	10	0	10
15-24 years	102	159	261
25-34 years	230	274	504
35-44 years	315	419	734
45-54 years	323	654	977
55-64 years	337	1,088	1,425
65-74 years	142	1,364	1,506
75-84 years	58	706	764
85+ years	30	196	226
Race	1,547	4,860	6,407
White	937	3,856	4,793
Black	447	498	945
American Indian/Alaskan	3	21	24
Other	108	259	367
Unknown	52	226	278
Other race includes Asian, native Hawaiian/Pacific Islander, or other.			
Ethnicity	1,547	4,860	6,407
Hispanic	37	119	156
Non-Hispanic	730	3,619	4,349
Unknown	780	1,122	1,902
Gender	1,547	4,860	6,407
Female	474	2,623	3,097
Male	1,065	2,235	3,300
Unknown	8	2	10

COVID-19 doses administered for the past 2 weeks

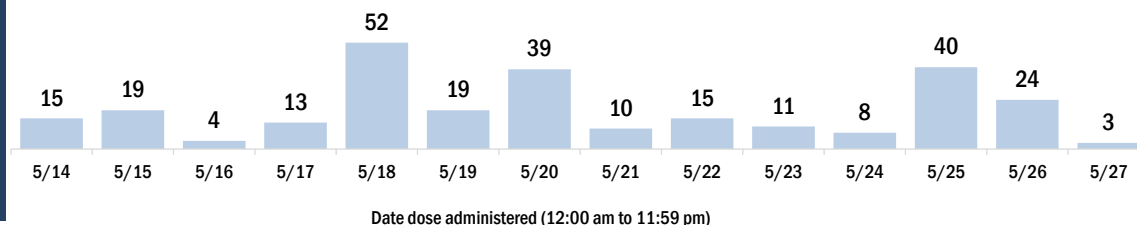


Persons vaccinated for COVID-19 for the past 2 weeks

Number of persons who received their first dose of a two-dose series of the COVID-19 vaccine



Number of persons who completed the COVID-19 vaccine series



COVID-19: Bay County vaccine summary

Vaccination data through May 27, 2021 as of May 28, 2021 at 12:05 AM

Data in this report are provisional and subject to change.

Data in this summary pertain to COVID-19 vaccines approved by the U.S. Food and Drug Administration and have been issued an Emergency Use Authorization (Janssen COVID-19 Vaccine, Moderna COVID-19 Vaccine and Pfizer-BioNTech COVID-19 Vaccine). These data summarize the number of people who have received either their first dose or have completed the series for a COVID-19 vaccine. **A person can only be counted in one category, first dose or series complete.** For persons receiving Moderna or Pfizer vaccines, once they receive their second dose, they are moved from the first dose column to the series completed column. **Because of this, the total first dose category may show a change from report to report not matching the total receiving their first dose from the previous day.** Persons receiving Johnson & Johnson vaccines will always be counted in the series completed column.

COVID-19 doses for vaccinated persons in Florida

Doses administered 98,226

People receiving one dose of a 1-dose series (Johnson & Johnson) or receiving only one dose of a 2-dose series (Moderna, Pfizer) count once. Persons receiving both doses of a 2-dose series count twice.

Current status of persons vaccinated for COVID-19 in Florida

Total people vaccinated 57,076

First dose 9,489

Series completed 47,587

Completed 1-dose series 6,437

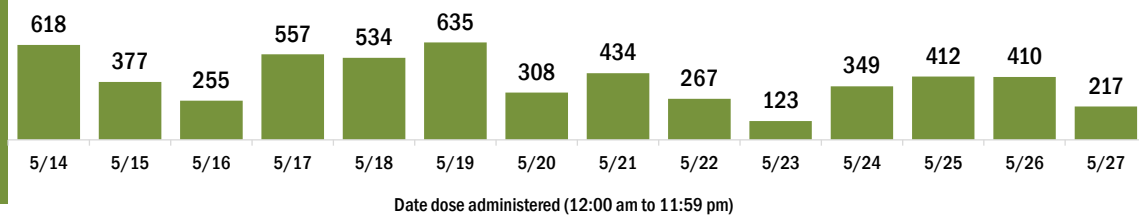
Completed 2-dose series 41,150

First dose: current number of people who have only received their first dose of the Moderna or Pfizer vaccine.

Series complete: current number of people who have received both Moderna or Pfizer vaccine doses or one Johnson & Johnson dose and are considered fully immunized.

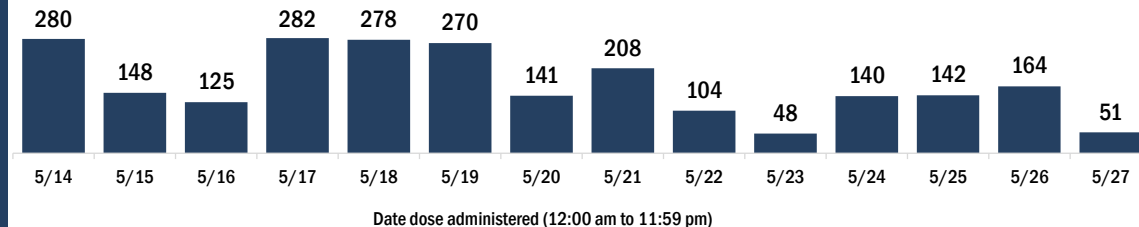
Demographic summary	First dose	Series complete	Total people vaccinated
Age group	9,489	47,587	57,076
12-14 years	164	0	164
15-24 years	1,112	1,983	3,095
25-34 years	1,138	3,126	4,264
35-44 years	1,303	4,580	5,883
45-54 years	1,510	6,241	7,751
55-64 years	2,025	10,827	12,852
65-74 years	1,344	12,656	14,000
75-84 years	648	6,241	6,889
85+ years	245	1,933	2,178
Race	9,489	47,587	57,076
White	5,837	33,099	38,936
Black	798	3,123	3,921
American Indian/Alaskan	44	229	273
Other	1,281	4,030	5,311
Unknown	1,529	7,106	8,635
Other race includes Asian, native Hawaiian/Pacific Islander, or other.			
Ethnicity	9,489	47,587	57,076
Hispanic	812	2,307	3,119
Non-Hispanic	5,427	29,051	34,478
Unknown	3,250	16,229	19,479
Gender	9,489	47,587	57,076
Female	5,212	26,048	31,260
Male	4,275	21,530	25,805
Unknown	2	9	11

COVID-19 doses administered for the past 2 weeks

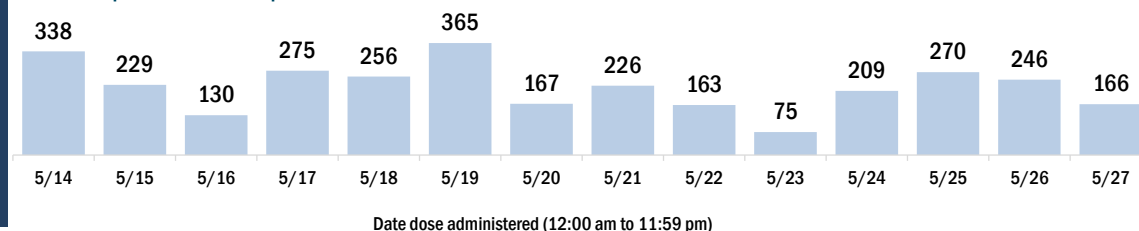


Persons vaccinated for COVID-19 for the past 2 weeks

Number of persons who received their first dose of a two-dose series of the COVID-19 vaccine



Number of persons who completed the COVID-19 vaccine series



COVID-19: Bradford County vaccine summary

Vaccination data through May 27, 2021 as of May 28, 2021 at 12:05 AM

Data in this report are provisional and subject to change.

Data in this summary pertain to COVID-19 vaccines approved by the U.S. Food and Drug Administration and have been issued an Emergency Use Authorization (Janssen COVID-19 Vaccine, Moderna COVID-19 Vaccine and Pfizer-BioNTech COVID-19 Vaccine). These data summarize the number of people who have received either their first dose or have completed the series for a COVID-19 vaccine. **A person can only be counted in one category, first dose or series complete.** For persons receiving Moderna or Pfizer vaccines, once they receive their second dose, they are moved from the first dose column to the series completed column. **Because of this, the total first dose category may show a change from report to report not matching the total receiving their first dose from the previous day.** Persons receiving Johnson & Johnson vaccines will always be counted in the series completed column.

COVID-19 doses for vaccinated persons in Florida

Doses administered 15,419

People receiving one dose of a 1-dose series (Johnson & Johnson) or receiving only one dose of a 2-dose series (Moderna, Pfizer) count once. Persons receiving both doses of a 2-dose series count twice.

Current status of persons vaccinated for COVID-19 in Florida

Total people vaccinated 9,460

First dose 3,085

Series completed 6,375

Completed 1-dose series 416

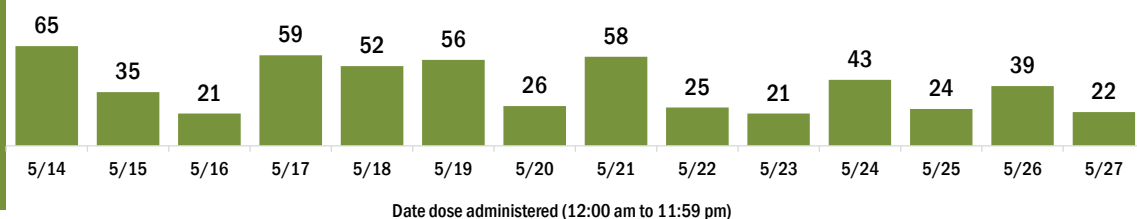
Completed 2-dose series 5,959

First dose: current number of people who have only received their first dose of the Moderna or Pfizer vaccine.

Series complete: current number of people who have received both Moderna or Pfizer vaccine doses or one Johnson & Johnson dose and are considered fully immunized.

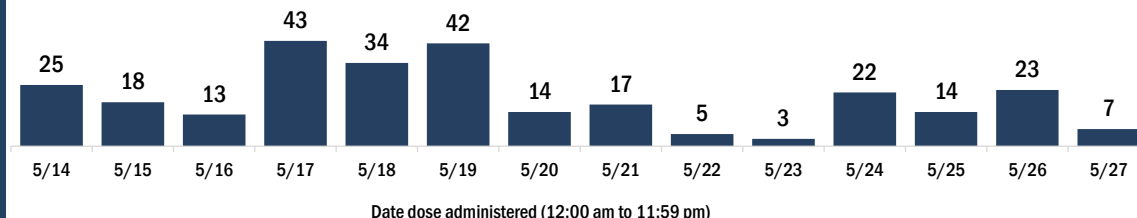
Demographic summary	First dose	Series complete	Total people vaccinated
Age group	3,085	6,375	9,460
12-14 years	14	0	14
15-24 years	164	169	333
25-34 years	351	374	725
35-44 years	470	587	1,057
45-54 years	442	809	1,251
55-64 years	872	1,419	2,291
65-74 years	573	1,731	2,304
75-84 years	161	982	1,143
85+ years	38	304	342
Race	3,085	6,375	9,460
White	1,882	4,670	6,552
Black	985	1,034	2,019
American Indian/Alaskan	4	33	37
Other	136	461	597
Unknown	78	177	255
Other race includes Asian, native Hawaiian/Pacific Islander, or other.			
Ethnicity	3,085	6,375	9,460
Hispanic	112	165	277
Non-Hispanic	2,114	5,479	7,593
Unknown	859	731	1,590
Gender	3,085	6,375	9,460
Female	476	3,167	3,643
Male	2,608	3,208	5,816
Unknown	1	0	1

COVID-19 doses administered for the past 2 weeks

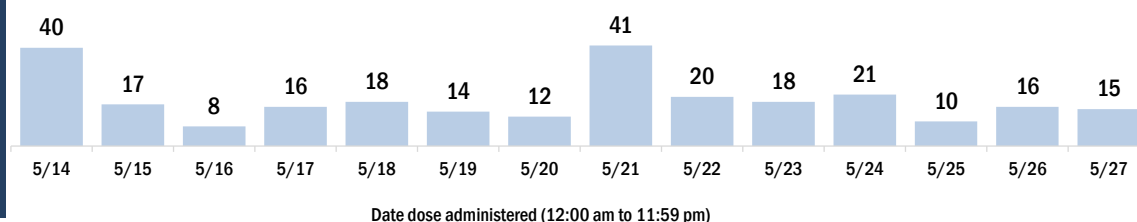


Persons vaccinated for COVID-19 for the past 2 weeks

Number of persons who received their first dose of a two-dose series of the COVID-19 vaccine



Number of persons who completed the COVID-19 vaccine series



COVID-19: Brevard County vaccine summary

Vaccination data through May 27, 2021 as of May 28, 2021 at 12:05 AM

Data in this report are provisional and subject to change.

Data in this summary pertain to COVID-19 vaccines approved by the U.S. Food and Drug Administration and have been issued an Emergency Use Authorization (Janssen COVID-19 Vaccine, Moderna COVID-19 Vaccine and Pfizer-BioNTech COVID-19 Vaccine). These data summarize the number of people who have received either their first dose or have completed the series for a COVID-19 vaccine. **A person can only be counted in one category, first dose or series complete.** For persons receiving Moderna or Pfizer vaccines, once they receive their second dose, they are moved from the first dose column to the series completed column. **Because of this, the total first dose category may show a change from report to report not matching the total receiving their first dose from the previous day.** Persons receiving Johnson & Johnson vaccines will always be counted in the series completed column.

COVID-19 doses for vaccinated persons in Florida

Doses administered 479,415

People receiving one dose of a 1-dose series (Johnson & Johnson) or receiving only one dose of a 2-dose series (Moderna, Pfizer) count once. Persons receiving both doses of a 2-dose series count twice.

Current status of persons vaccinated for COVID-19 in Florida

Total people vaccinated 274,028

First dose 45,036

Series completed 228,992

Completed 1-dose series 23,605

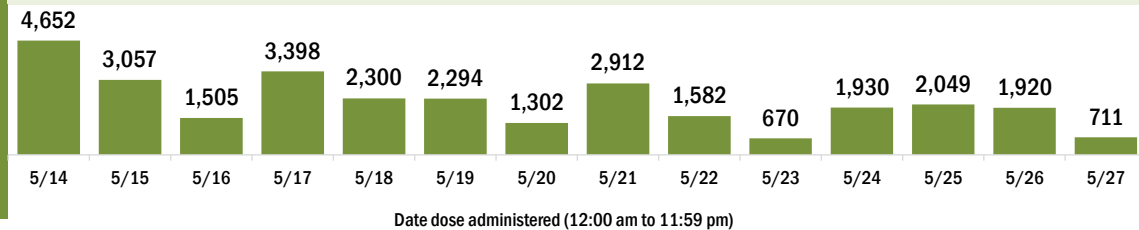
Completed 2-dose series 205,387

First dose: current number of people who have only received their first dose of the Moderna or Pfizer vaccine.

Series complete: current number of people who have received both Moderna or Pfizer vaccine doses or one Johnson & Johnson dose and are considered fully immunized.

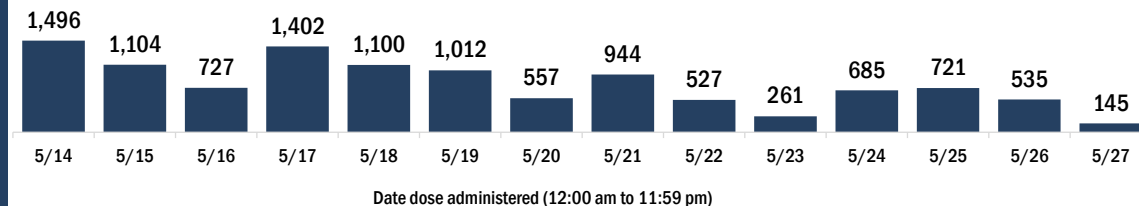
Demographic summary	First dose	Series complete	Total people vaccinated
Age group	45,036	228,992	274,028
12-14 years	1,781	0	1,781
15-24 years	5,616	11,191	16,807
25-34 years	5,167	16,025	21,192
35-44 years	5,605	20,020	25,625
45-54 years	6,185	27,743	33,928
55-64 years	8,519	51,990	60,509
65-74 years	6,535	57,711	64,246
75-84 years	3,848	32,490	36,338
85+ years	1,780	11,822	13,602
Race	45,036	228,992	274,028
White	28,545	154,061	182,606
Black	3,748	12,292	16,040
American Indian/Alaskan	274	997	1,271
Other	5,037	21,989	27,026
Unknown	7,432	39,653	47,085
Other race includes Asian, native Hawaiian/Pacific Islander, or other.			
Ethnicity	45,036	228,992	274,028
Hispanic	4,155	13,799	17,954
Non-Hispanic	24,394	131,448	155,842
Unknown	16,487	83,745	100,232
Gender	45,036	228,992	274,028
Female	23,747	127,066	150,813
Male	21,173	101,685	122,858
Unknown	116	241	357

COVID-19 doses administered for the past 2 weeks

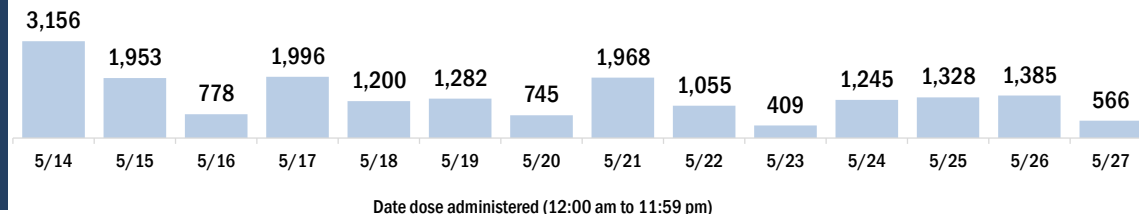


Persons vaccinated for COVID-19 for the past 2 weeks

Number of persons who received their first dose of a two-dose series of the COVID-19 vaccine



Number of persons who completed the COVID-19 vaccine series



COVID-19: Broward County vaccine summary

Vaccination data through May 27, 2021 as of May 28, 2021 at 12:05 AM

Data in this report are provisional and subject to change.

Data in this summary pertain to COVID-19 vaccines approved by the U.S. Food and Drug Administration and have been issued an Emergency Use Authorization (Janssen COVID-19 Vaccine, Moderna COVID-19 Vaccine and Pfizer-BioNTech COVID-19 Vaccine). These data summarize the number of people who have received either their first dose or have completed the series for a COVID-19 vaccine. **A person can only be counted in one category, first dose or series complete.** For persons receiving Moderna or Pfizer vaccines, once they receive their second dose, they are moved from the first dose column to the series completed column. **Because of this, the total first dose category may show a change from report to report not matching the total receiving their first dose from the previous day.** Persons receiving Johnson & Johnson vaccines will always be counted in the series completed column.

COVID-19 doses for vaccinated persons in Florida

Doses administered 1,677,698

People receiving one dose of a 1-dose series (Johnson & Johnson) or receiving only one dose of a 2-dose series (Moderna, Pfizer) count once. Persons receiving both doses of a 2-dose series count twice.

Current status of persons vaccinated for COVID-19 in Florida

Total people vaccinated 984,509

First dose 219,471

Series completed 765,038

Completed 1-dose series 71,849

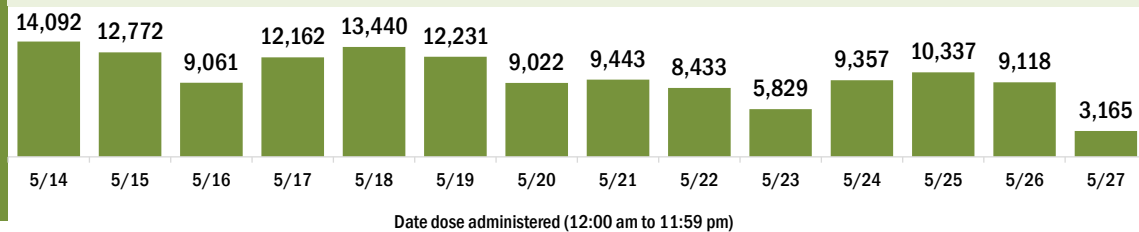
Completed 2-dose series 693,189

First dose: current number of people who have only received their first dose of the Moderna or Pfizer vaccine.

Series complete: current number of people who have received both Moderna or Pfizer vaccine doses or one Johnson & Johnson dose and are considered fully immunized.

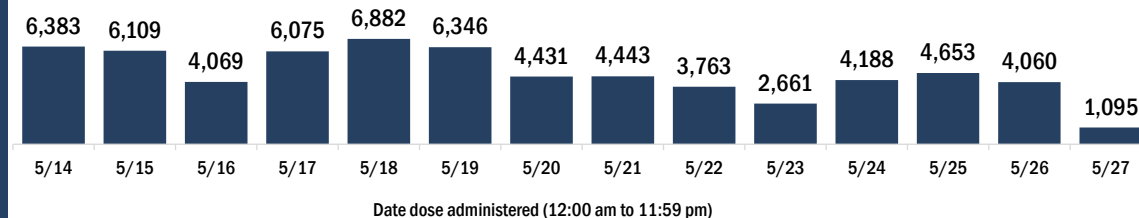
Demographic summary	First dose	Series complete	Total people vaccinated
Age group	219,471	765,038	984,509
12-14 years	9,687	0	9,687
15-24 years	29,399	51,764	81,163
25-34 years	26,893	71,848	98,741
35-44 years	33,042	102,041	135,083
45-54 years	36,117	134,632	170,749
55-64 years	35,372	165,296	200,668
65-74 years	27,653	142,292	169,945
75-84 years	14,451	71,260	85,711
85+ years	6,857	25,905	32,762
Race	219,471	765,038	984,509
White	120,028	462,829	582,857
Black	31,492	94,576	126,068
American Indian/Alaskan	1,226	3,149	4,375
Other	27,171	92,640	119,811
Unknown	39,554	111,844	151,398
Other race includes Asian, native Hawaiian/Pacific Islander, or other.			
Ethnicity	219,471	765,038	984,509
Hispanic	69,116	186,047	255,163
Non-Hispanic	79,778	356,116	435,894
Unknown	70,577	222,875	293,452
Gender	219,471	765,038	984,509
Female	115,592	409,676	525,268
Male	103,293	353,917	457,210
Unknown	586	1,445	2,031

COVID-19 doses administered for the past 2 weeks

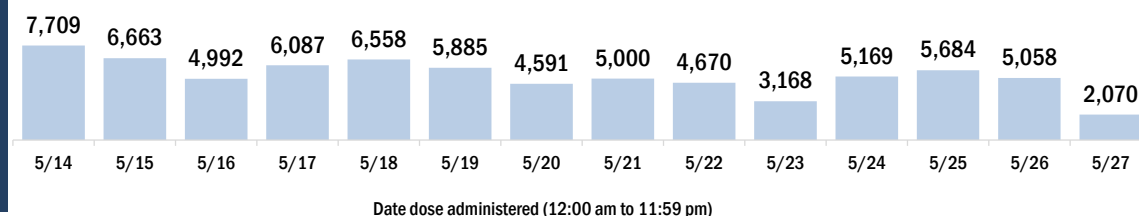


Persons vaccinated for COVID-19 for the past 2 weeks

Number of persons who received their first dose of a two-dose series of the COVID-19 vaccine



Number of persons who completed the COVID-19 vaccine series



COVID-19: Calhoun County vaccine summary

Vaccination data through May 27, 2021 as of May 28, 2021 at 12:05 AM

Data in this report are provisional and subject to change.

Data in this summary pertain to COVID-19 vaccines approved by the U.S. Food and Drug Administration and have been issued an Emergency Use Authorization (Janssen COVID-19 Vaccine, Moderna COVID-19 Vaccine and Pfizer-BioNTech COVID-19 Vaccine). These data summarize the number of people who have received either their first dose or have completed the series for a COVID-19 vaccine. **A person can only be counted in one category, first dose or series complete.** For persons receiving Moderna or Pfizer vaccines, once they receive their second dose, they are moved from the first dose column to the series completed column. **Because of this, the total first dose category may show a change from report to report not matching the total receiving their first dose from the previous day.** Persons receiving Johnson & Johnson vaccines will always be counted in the series completed column.

COVID-19 doses for vaccinated persons in Florida

Doses administered 6,411

People receiving one dose of a 1-dose series (Johnson & Johnson) or receiving only one dose of a 2-dose series (Moderna, Pfizer) count once. Persons receiving both doses of a 2-dose series count twice.

Current status of persons vaccinated for COVID-19 in Florida

Total people vaccinated 3,565

First dose 468

Series completed 3,097

Completed 1-dose series 251

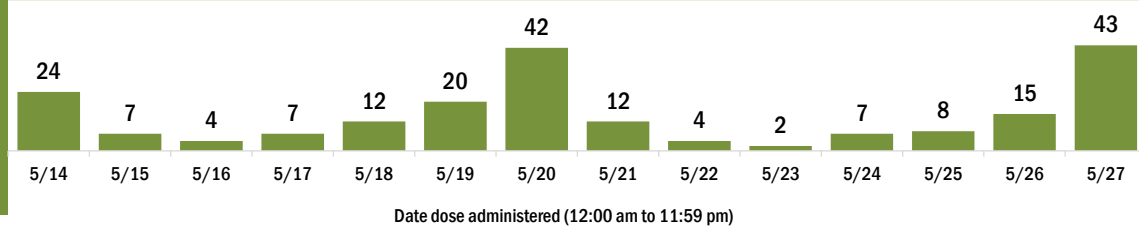
Completed 2-dose series 2,846

First dose: current number of people who have only received their first dose of the Moderna or Pfizer vaccine.

Series complete: current number of people who have received both Moderna or Pfizer vaccine doses or one Johnson & Johnson dose and are considered fully immunized.

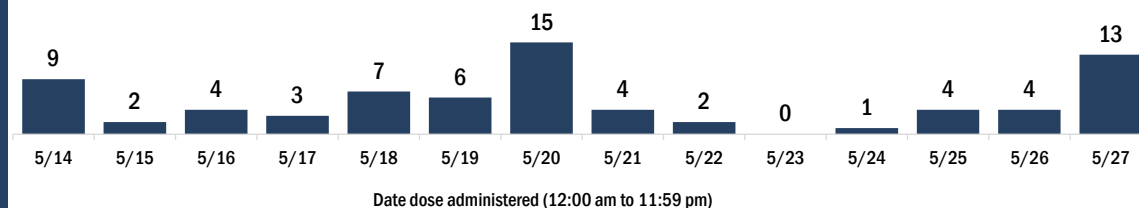
Demographic summary	First dose	Series complete	Total people vaccinated
Age group	468	3,097	3,565
12-14 years	4	0	4
15-24 years	44	73	117
25-34 years	33	159	192
35-44 years	65	269	334
45-54 years	83	395	478
55-64 years	100	629	729
65-74 years	73	889	962
75-84 years	49	495	544
85+ years	17	188	205
Race	468	3,097	3,565
White	304	2,129	2,433
Black	73	347	420
American Indian/Alaskan	3	18	21
Other	42	370	412
Unknown	46	233	279
Other race includes Asian, native Hawaiian/Pacific Islander, or other.			
Ethnicity	468	3,097	3,565
Hispanic	8	59	67
Non-Hispanic	205	1,523	1,728
Unknown	255	1,515	1,770
Gender	468	3,097	3,565
Female	204	1,514	1,718
Male	264	1,582	1,846
Unknown	0	1	1

COVID-19 doses administered for the past 2 weeks

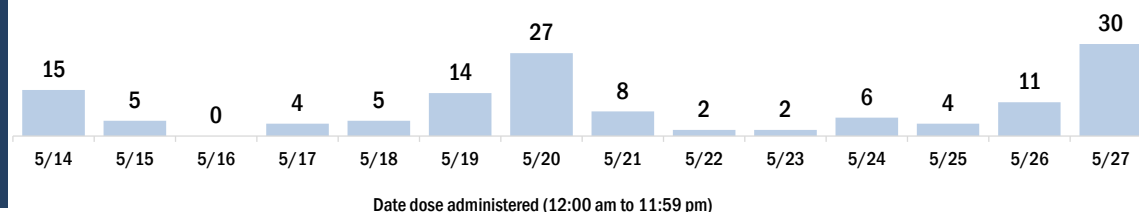


Persons vaccinated for COVID-19 for the past 2 weeks

Number of persons who received their first dose of a two-dose series of the COVID-19 vaccine



Number of persons who completed the COVID-19 vaccine series



COVID-19: Charlotte County vaccine summary

Vaccination data through May 27, 2021 as of May 28, 2021 at 12:05 AM

Data in this report are provisional and subject to change.

Data in this summary pertain to COVID-19 vaccines approved by the U.S. Food and Drug Administration and have been issued an Emergency Use Authorization (Janssen COVID-19 Vaccine, Moderna COVID-19 Vaccine and Pfizer-BioNTech COVID-19 Vaccine). These data summarize the number of people who have received either their first dose or have completed the series for a COVID-19 vaccine. **A person can only be counted in one category, first dose or series complete.** For persons receiving Moderna or Pfizer vaccines, once they receive their second dose, they are moved from the first dose column to the series completed column. **Because of this, the total first dose category may show a change from report to report not matching the total receiving their first dose from the previous day.** Persons receiving Johnson & Johnson vaccines will always be counted in the series completed column.

COVID-19 doses for vaccinated persons in Florida

Doses administered 188,628

People receiving one dose of a 1-dose series (Johnson & Johnson) or receiving only one dose of a 2-dose series (Moderna, Pfizer) count once. Persons receiving both doses of a 2-dose series count twice.

Current status of persons vaccinated for COVID-19 in Florida

Total people vaccinated 109,193

First dose 23,016

Series completed 86,177

Completed 1-dose series 6,742

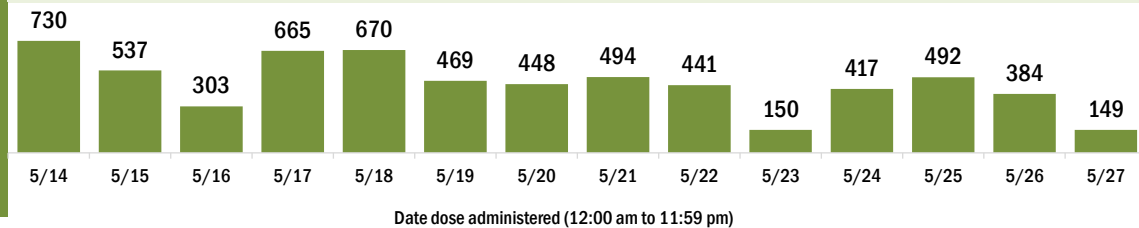
Completed 2-dose series 79,435

First dose: current number of people who have only received their first dose of the Moderna or Pfizer vaccine.

Series complete: current number of people who have received both Moderna or Pfizer vaccine doses or one Johnson & Johnson dose and are considered fully immunized.

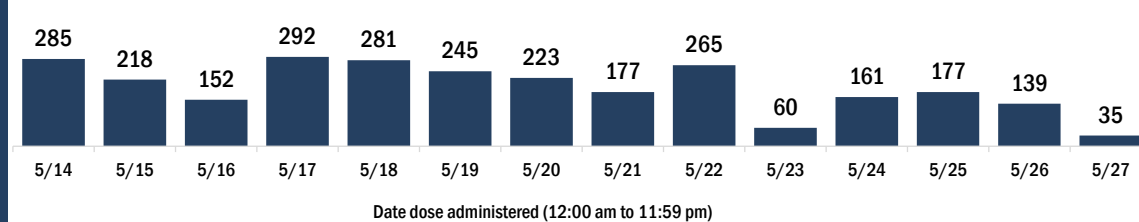
Demographic summary	First dose	Series complete	Total people vaccinated
Age group	23,016	86,177	109,193
12-14 years	300	0	300
15-24 years	1,139	1,658	2,797
25-34 years	1,068	2,293	3,361
35-44 years	1,325	3,232	4,557
45-54 years	2,204	6,344	8,548
55-64 years	4,918	16,959	21,877
65-74 years	6,472	31,569	38,041
75-84 years	4,169	18,616	22,785
85+ years	1,421	5,506	6,927
Race	23,016	86,177	109,193
White	17,102	65,227	82,329
Black	790	1,914	2,704
American Indian/Alaskan	147	349	496
Other	1,767	5,800	7,567
Unknown	3,210	12,887	16,097
Other race includes Asian, native Hawaiian/Pacific Islander, or other.			
Ethnicity	23,016	86,177	109,193
Hispanic	1,121	2,693	3,814
Non-Hispanic	13,328	52,207	65,535
Unknown	8,567	31,277	39,844
Gender	23,016	86,177	109,193
Female	12,067	47,379	59,446
Male	10,915	38,769	49,684
Unknown	34	29	63

COVID-19 doses administered for the past 2 weeks

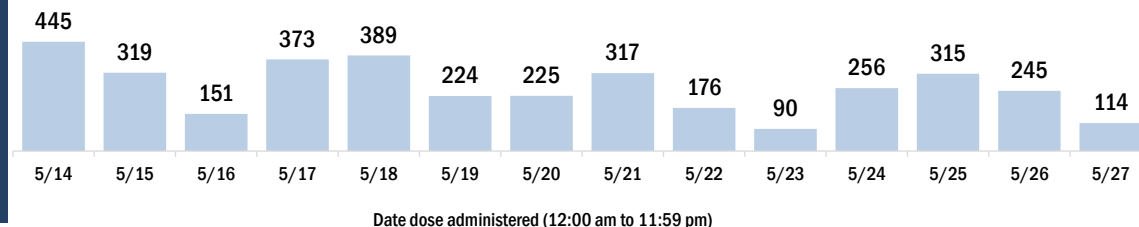


Persons vaccinated for COVID-19 for the past 2 weeks

Number of persons who received their first dose of a two-dose series of the COVID-19 vaccine



Number of persons who completed the COVID-19 vaccine series



COVID-19: Citrus County vaccine summary

Vaccination data through May 27, 2021 as of May 28, 2021 at 12:05 AM

Data in this report are provisional and subject to change.

Data in this summary pertain to COVID-19 vaccines approved by the U.S. Food and Drug Administration and have been issued an Emergency Use Authorization (Janssen COVID-19 Vaccine, Moderna COVID-19 Vaccine and Pfizer-BioNTech COVID-19 Vaccine). These data summarize the number of people who have received either their first dose or have completed the series for a COVID-19 vaccine. **A person can only be counted in one category, first dose or series complete.** For persons receiving Moderna or Pfizer vaccines, once they receive their second dose, they are moved from the first dose column to the series completed column. **Because of this, the total first dose category may show a change from report to report not matching the total receiving their first dose from the previous day.** Persons receiving Johnson & Johnson vaccines will always be counted in the series completed column.

COVID-19 doses for vaccinated persons in Florida

Doses administered 118,243

People receiving one dose of a 1-dose series (Johnson & Johnson) or receiving only one dose of a 2-dose series (Moderna, Pfizer) count once. Persons receiving both doses of a 2-dose series count twice.

Current status of persons vaccinated for COVID-19 in Florida

Total people vaccinated 65,242

First dose 9,576

Series completed 55,666

Completed 1-dose series 2,665

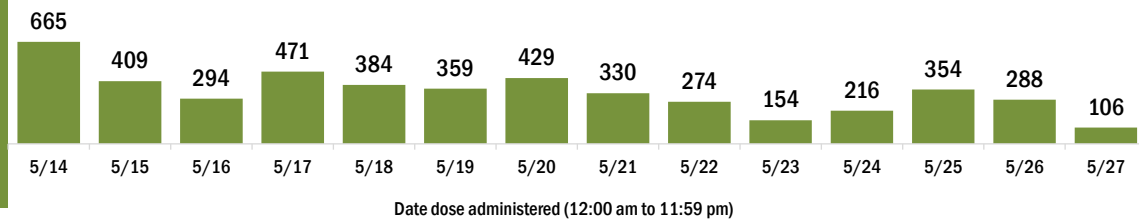
Completed 2-dose series 53,001

First dose: current number of people who have only received their first dose of the Moderna or Pfizer vaccine.

Series complete: current number of people who have received both Moderna or Pfizer vaccine doses or one Johnson & Johnson dose and are considered fully immunized.

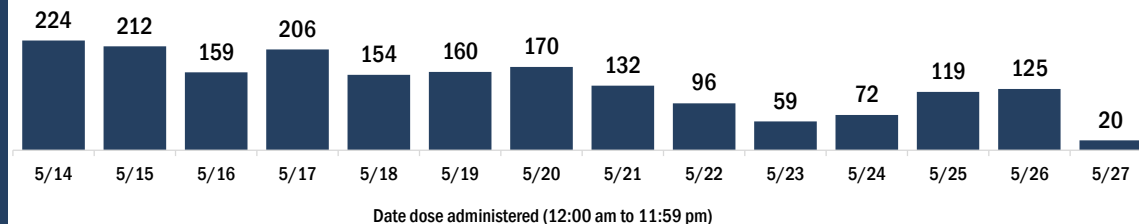
Demographic summary	First dose	Series complete	Total people vaccinated
Age group	9,576	55,666	65,242
12-14 years	137	0	137
15-24 years	680	1,147	1,827
25-34 years	613	1,545	2,158
35-44 years	670	2,145	2,815
45-54 years	1,140	4,052	5,192
55-64 years	1,888	10,269	12,157
65-74 years	2,396	19,663	22,059
75-84 years	1,535	13,033	14,568
85+ years	517	3,812	4,329
Race	9,576	55,666	65,242
White	7,109	42,186	49,295
Black	223	852	1,075
American Indian/Alaskan	52	297	349
Other	731	3,632	4,363
Unknown	1,461	8,699	10,160
Other race includes Asian, native Hawaiian/Pacific Islander, or other.			
Ethnicity	9,576	55,666	65,242
Hispanic	472	1,884	2,356
Non-Hispanic	5,684	33,585	39,269
Unknown	3,420	20,197	23,617
Gender	9,576	55,666	65,242
Female	5,230	31,340	36,570
Male	4,324	24,311	28,635
Unknown	22	15	37

COVID-19 doses administered for the past 2 weeks

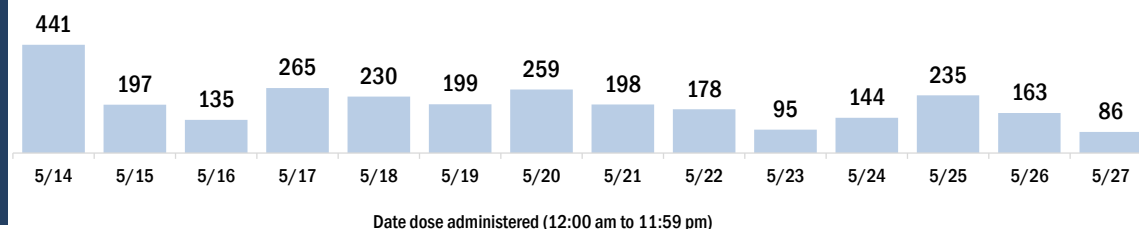


Persons vaccinated for COVID-19 for the past 2 weeks

Number of persons who received their first dose of a two-dose series of the COVID-19 vaccine



Number of persons who completed the COVID-19 vaccine series



COVID-19: Clay County vaccine summary

Vaccination data through May 27, 2021 as of May 28, 2021 at 12:05 AM

Data in this report are provisional and subject to change.

Data in this summary pertain to COVID-19 vaccines approved by the U.S. Food and Drug Administration and have been issued an Emergency Use Authorization (Janssen COVID-19 Vaccine, Moderna COVID-19 Vaccine and Pfizer-BioNTech COVID-19 Vaccine). These data summarize the number of people who have received either their first dose or have completed the series for a COVID-19 vaccine. **A person can only be counted in one category, first dose or series complete.** For persons receiving Moderna or Pfizer vaccines, once they receive their second dose, they are moved from the first dose column to the series completed column. **Because of this, the total first dose category may show a change from report to report not matching the total receiving their first dose from the previous day.** Persons receiving Johnson & Johnson vaccines will always be counted in the series completed column.

COVID-19 doses for vaccinated persons in Florida

Doses administered 126,783

People receiving one dose of a 1-dose series (Johnson & Johnson) or receiving only one dose of a 2-dose series (Moderna, Pfizer) count once. Persons receiving both doses of a 2-dose series count twice.

Current status of persons vaccinated for COVID-19 in Florida

Total people vaccinated 71,538

First dose 11,991

Series completed 59,547

Completed 1-dose series 4,302

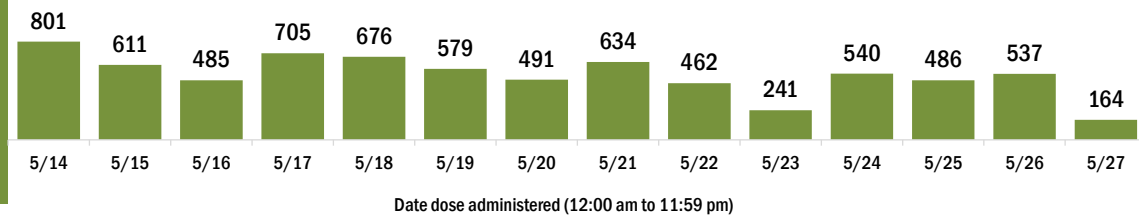
Completed 2-dose series 55,245

First dose: current number of people who have only received their first dose of the Moderna or Pfizer vaccine.

Series complete: current number of people who have received both Moderna or Pfizer vaccine doses or one Johnson & Johnson dose and are considered fully immunized.

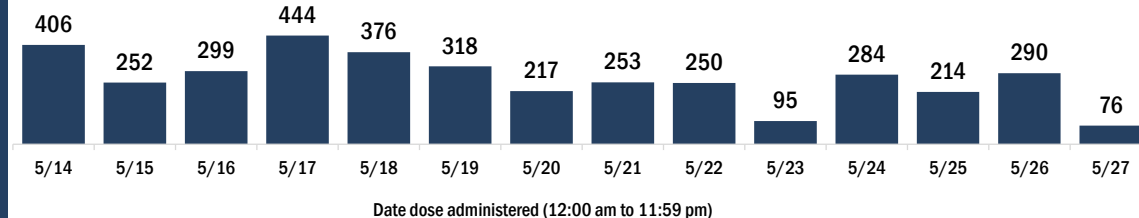
Demographic summary	First dose	Series complete	Total people vaccinated
Age group	11,991	59,547	71,538
12-14 years	475	0	475
15-24 years	1,897	3,498	5,395
25-34 years	1,392	3,900	5,292
35-44 years	1,777	6,116	7,893
45-54 years	1,963	8,777	10,740
55-64 years	2,177	12,944	15,121
65-74 years	1,226	14,796	16,022
75-84 years	743	7,334	8,077
85+ years	341	2,182	2,523
Race	11,991	59,547	71,538
White	7,035	41,310	48,345
Black	1,222	4,350	5,572
American Indian/Alaskan	54	267	321
Other	1,583	5,984	7,567
Unknown	2,097	7,636	9,733
Other race includes Asian, native Hawaiian/Pacific Islander, or other.			
Ethnicity	11,991	59,547	71,538
Hispanic	981	3,493	4,474
Non-Hispanic	6,953	41,665	48,618
Unknown	4,057	14,389	18,446
Gender	11,991	59,547	71,538
Female	6,422	33,786	40,208
Male	5,396	25,755	31,151
Unknown	173	6	179

COVID-19 doses administered for the past 2 weeks

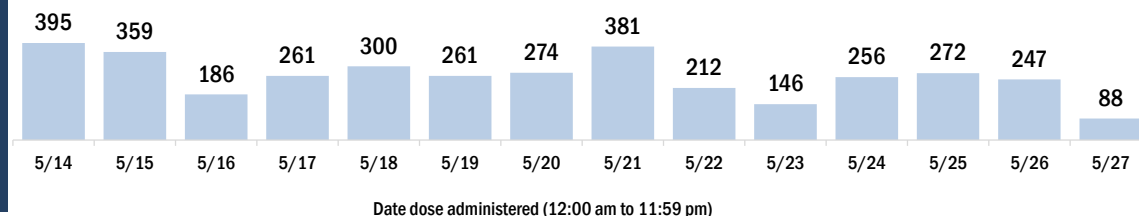


Persons vaccinated for COVID-19 for the past 2 weeks

Number of persons who received their first dose of a two-dose series of the COVID-19 vaccine



Number of persons who completed the COVID-19 vaccine series



COVID-19: Collier County vaccine summary

Vaccination data through May 27, 2021 as of May 28, 2021 at 12:05 AM

Data in this report are provisional and subject to change.

Data in this summary pertain to COVID-19 vaccines approved by the U.S. Food and Drug Administration and have been issued an Emergency Use Authorization (Janssen COVID-19 Vaccine, Moderna COVID-19 Vaccine and Pfizer-BioNTech COVID-19 Vaccine). These data summarize the number of people who have received either their first dose or have completed the series for a COVID-19 vaccine. **A person can only be counted in one category, first dose or series complete.** For persons receiving Moderna or Pfizer vaccines, once they receive their second dose, they are moved from the first dose column to the series completed column. **Because of this, the total first dose category may show a change from report to report not matching the total receiving their first dose from the previous day.** Persons receiving Johnson & Johnson vaccines will always be counted in the series completed column.

COVID-19 doses for vaccinated persons in Florida

Doses administered 368,792

People receiving one dose of a 1-dose series (Johnson & Johnson) or receiving only one dose of a 2-dose series (Moderna, Pfizer) count once. Persons receiving both doses of a 2-dose series count twice.

Current status of persons vaccinated for COVID-19 in Florida

Total people vaccinated 209,554

First dose 34,614

Series completed 174,940

Completed 1-dose series 15,702

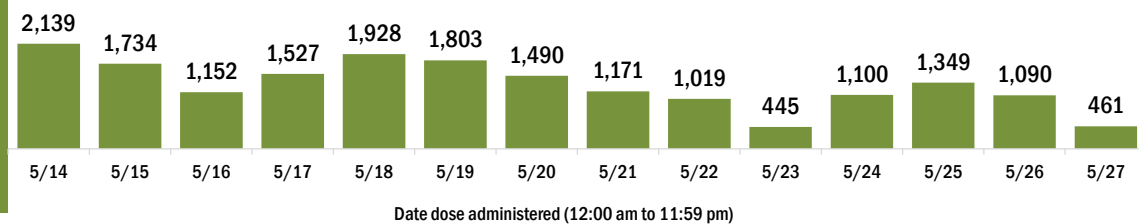
Completed 2-dose series 159,238

First dose: current number of people who have only received their first dose of the Moderna or Pfizer vaccine.

Series complete: current number of people who have received both Moderna or Pfizer vaccine doses or one Johnson & Johnson dose and are considered fully immunized.

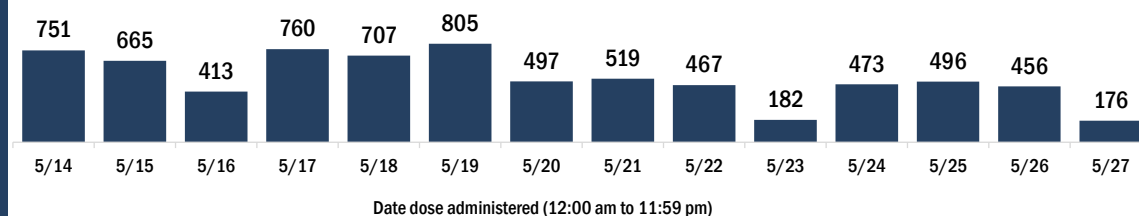
Demographic summary	First dose	Series complete	Total people vaccinated
Age group	34,614	174,940	209,554
12-14 years	783	0	783
15-24 years	3,360	5,854	9,214
25-34 years	2,982	8,100	11,082
35-44 years	3,775	11,294	15,069
45-54 years	4,635	17,246	21,881
55-64 years	6,194	32,065	38,259
65-74 years	6,629	53,378	60,007
75-84 years	4,519	36,384	40,903
85+ years	1,737	10,619	12,356
Race	34,614	174,940	209,554
White	22,456	115,266	137,722
Black	946	2,852	3,798
American Indian/Alaskan	117	540	657
Other	4,012	15,062	19,074
Unknown	7,083	41,220	48,303
Other race includes Asian, native Hawaiian/Pacific Islander, or other.			
Ethnicity	34,614	174,940	209,554
Hispanic	7,074	17,989	25,063
Non-Hispanic	14,092	78,716	92,808
Unknown	13,448	78,235	91,683
Gender	34,614	174,940	209,554
Female	18,288	94,549	112,837
Male	16,106	80,080	96,186
Unknown	220	311	531

COVID-19 doses administered for the past 2 weeks

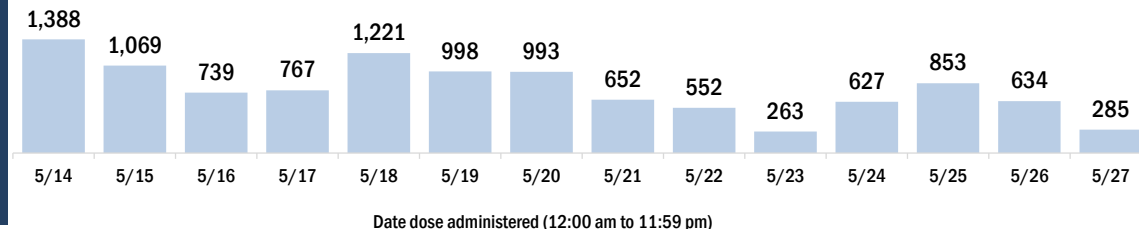


Persons vaccinated for COVID-19 for the past 2 weeks

Number of persons who received their first dose of a two-dose series of the COVID-19 vaccine



Number of persons who completed the COVID-19 vaccine series



COVID-19: Columbia County vaccine summary

Vaccination data through May 27, 2021 as of May 28, 2021 at 12:05 AM

Data in this report are provisional and subject to change.

Data in this summary pertain to COVID-19 vaccines approved by the U.S. Food and Drug Administration and have been issued an Emergency Use Authorization (Janssen COVID-19 Vaccine, Moderna COVID-19 Vaccine and Pfizer-BioNTech COVID-19 Vaccine). These data summarize the number of people who have received either their first dose or have completed the series for a COVID-19 vaccine. **A person can only be counted in one category, first dose or series complete.** For persons receiving Moderna or Pfizer vaccines, once they receive their second dose, they are moved from the first dose column to the series completed column. **Because of this, the total first dose category may show a change from report to report not matching the total receiving their first dose from the previous day.** Persons receiving Johnson & Johnson vaccines will always be counted in the series completed column.

COVID-19 doses for vaccinated persons in Florida

Doses administered 31,671

People receiving one dose of a 1-dose series (Johnson & Johnson) or receiving only one dose of a 2-dose series (Moderna, Pfizer) count once. Persons receiving both doses of a 2-dose series count twice.

Current status of persons vaccinated for COVID-19 in Florida

Total people vaccinated 18,056

First dose 2,491

Series completed 15,565

Completed 1-dose series 1,950

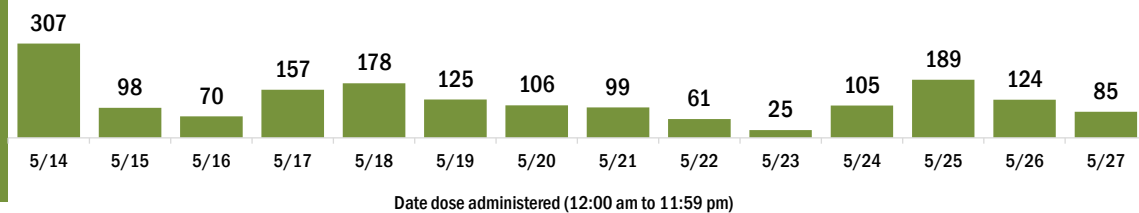
Completed 2-dose series 13,615

First dose: current number of people who have only received their first dose of the Moderna or Pfizer vaccine.

Series complete: current number of people who have received both Moderna or Pfizer vaccine doses or one Johnson & Johnson dose and are considered fully immunized.

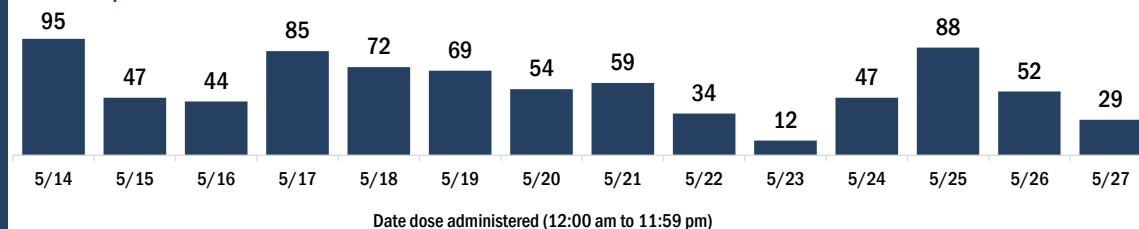
Demographic summary	First dose	Series complete	Total people vaccinated
Age group	2,491	15,565	18,056
12-14 years	60	0	60
15-24 years	379	601	980
25-34 years	291	826	1,117
35-44 years	323	1,240	1,563
45-54 years	397	1,858	2,255
55-64 years	534	3,255	3,789
65-74 years	300	4,518	4,818
75-84 years	145	2,545	2,690
85+ years	62	722	784
Race	2,491	15,565	18,056
White	1,504	11,017	12,521
Black	340	1,884	2,224
American Indian/Alaskan	25	86	111
Other	313	1,095	1,408
Unknown	309	1,483	1,792
Other race includes Asian, native Hawaiian/Pacific Islander, or other.			
Ethnicity	2,491	15,565	18,056
Hispanic	254	673	927
Non-Hispanic	1,404	10,956	12,360
Unknown	833	3,936	4,769
Gender	2,491	15,565	18,056
Female	1,241	8,499	9,740
Male	1,243	7,066	8,309
Unknown	7	0	7

COVID-19 doses administered for the past 2 weeks

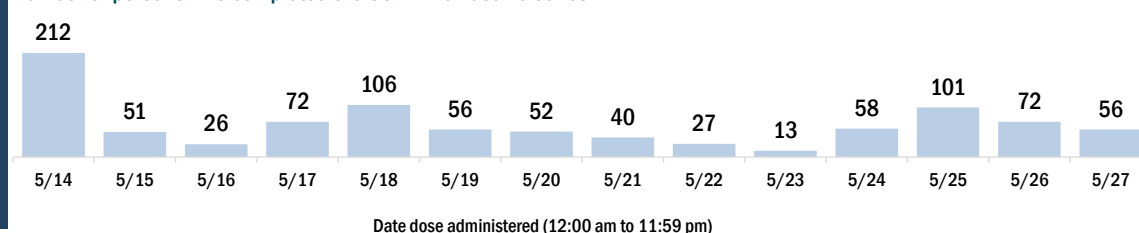


Persons vaccinated for COVID-19 for the past 2 weeks

Number of persons who received their first dose of a two-dose series of the COVID-19 vaccine



Number of persons who completed the COVID-19 vaccine series



COVID-19: Dade County vaccine summary

Vaccination data through May 27, 2021 as of May 28, 2021 at 12:05 AM

Data in this report are provisional and subject to change.

Data in this summary pertain to COVID-19 vaccines approved by the U.S. Food and Drug Administration and have been issued an Emergency Use Authorization (Janssen COVID-19 Vaccine, Moderna COVID-19 Vaccine and Pfizer-BioNTech COVID-19 Vaccine). These data summarize the number of people who have received either their first dose or have completed the series for a COVID-19 vaccine. **A person can only be counted in one category, first dose or series complete.** For persons receiving Moderna or Pfizer vaccines, once they receive their second dose, they are moved from the first dose column to the series completed column. **Because of this, the total first dose category may show a change from report to report not matching the total receiving their first dose from the previous day.** Persons receiving Johnson & Johnson vaccines will always be counted in the series completed column.

COVID-19 doses for vaccinated persons in Florida

Doses administered 2,532,116

People receiving one dose of a 1-dose series (Johnson & Johnson) or receiving only one dose of a 2-dose series (Moderna, Pfizer) count once. Persons receiving both doses of a 2-dose series count twice.

Current status of persons vaccinated for COVID-19 in Florida

Total people vaccinated 1,524,220

First dose 356,073

Series completed 1,168,147

Completed 1-dose series 160,251

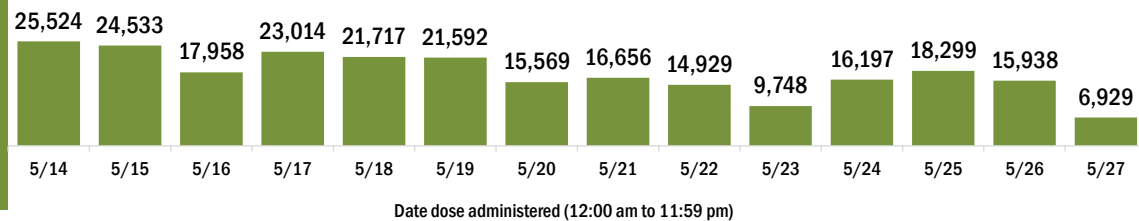
Completed 2-dose series 1,007,896

First dose: current number of people who have only received their first dose of the Moderna or Pfizer vaccine.

Series complete: current number of people who have received both Moderna or Pfizer vaccine doses or one Johnson & Johnson dose and are considered fully immunized.

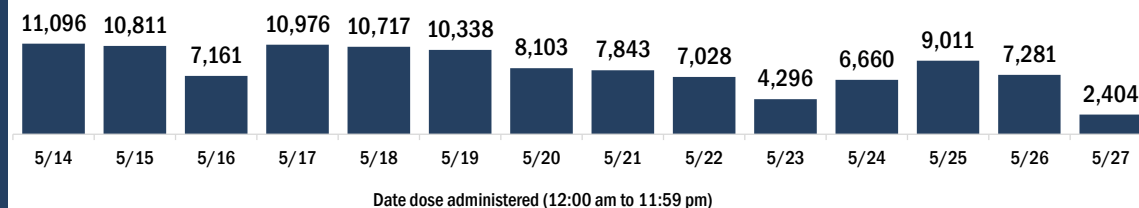
Demographic summary	First dose	Series complete	Total people vaccinated
Age group	356,073	1,168,147	1,524,220
12-14 years	13,168	0	13,168
15-24 years	44,740	82,610	127,350
25-34 years	51,324	129,026	180,350
35-44 years	58,335	170,155	228,490
45-54 years	61,223	216,492	277,715
55-64 years	54,141	232,561	286,702
65-74 years	41,702	186,718	228,420
75-84 years	21,819	109,171	130,990
85+ years	9,621	41,414	51,035
Race	356,073	1,168,147	1,524,220
White	232,118	818,582	1,050,700
Black	23,253	72,411	95,664
American Indian/Alaskan	2,366	3,015	5,381
Other	47,321	130,385	177,706
Unknown	51,015	143,754	194,769
Other race includes Asian, native Hawaiian/Pacific Islander, or other.			
Ethnicity	356,073	1,168,147	1,524,220
Hispanic	195,112	584,267	779,379
Non-Hispanic	54,352	227,435	281,787
Unknown	106,609	356,445	463,054
Gender	356,073	1,168,147	1,524,220
Female	184,715	624,800	809,515
Male	169,040	541,251	710,291
Unknown	2,318	2,096	4,414

COVID-19 doses administered for the past 2 weeks

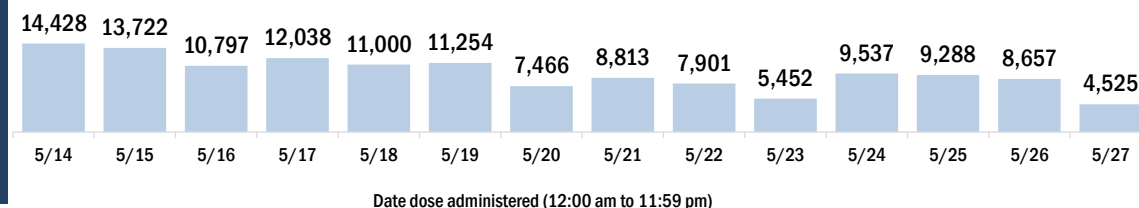


Persons vaccinated for COVID-19 for the past 2 weeks

Number of persons who received their first dose of a two-dose series of the COVID-19 vaccine



Number of persons who completed the COVID-19 vaccine series



COVID-19: Desoto County vaccine summary

Vaccination data through May 27, 2021 as of May 28, 2021 at 12:05 AM

Data in this report are provisional and subject to change.

Data in this summary pertain to COVID-19 vaccines approved by the U.S. Food and Drug Administration and have been issued an Emergency Use Authorization (Janssen COVID-19 Vaccine, Moderna COVID-19 Vaccine and Pfizer-BioNTech COVID-19 Vaccine). These data summarize the number of people who have received either their first dose or have completed the series for a COVID-19 vaccine. **A person can only be counted in one category, first dose or series complete.** For persons receiving Moderna or Pfizer vaccines, once they receive their second dose, they are moved from the first dose column to the series completed column. **Because of this, the total first dose category may show a change from report to report not matching the total receiving their first dose from the previous day.** Persons receiving Johnson & Johnson vaccines will always be counted in the series completed column.

COVID-19 doses for vaccinated persons in Florida

Doses administered 23,035

People receiving one dose of a 1-dose series (Johnson & Johnson) or receiving only one dose of a 2-dose series (Moderna, Pfizer) count once. Persons receiving both doses of a 2-dose series count twice.

Current status of persons vaccinated for COVID-19 in Florida

Total people vaccinated 13,577

First dose 3,246

Series completed 10,331

Completed 1-dose series 873

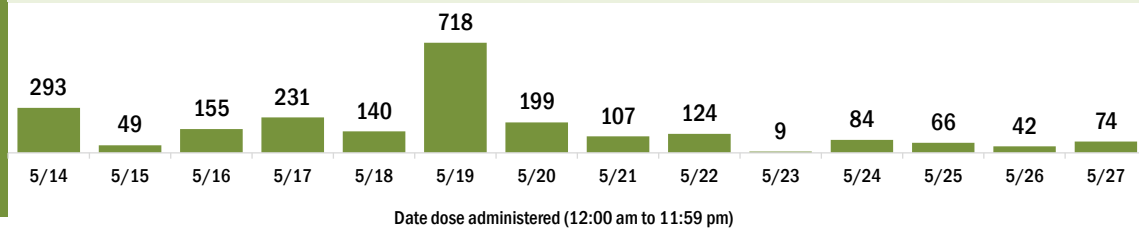
Completed 2-dose series 9,458

First dose: current number of people who have only received their first dose of the Moderna or Pfizer vaccine.

Series complete: current number of people who have received both Moderna or Pfizer vaccine doses or one Johnson & Johnson dose and are considered fully immunized.

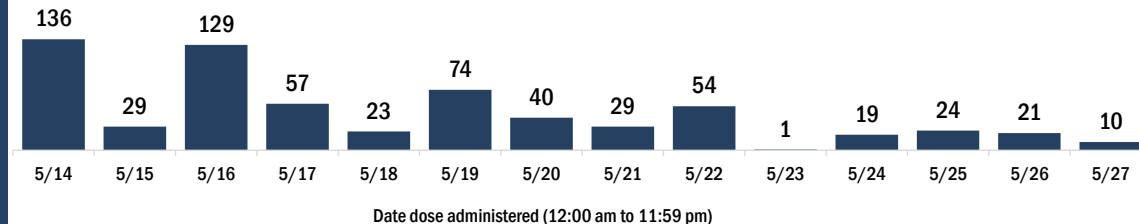
Demographic summary	First dose	Series complete	Total people vaccinated
Age group	3,246	10,331	13,577
12-14 years	32	0	32
15-24 years	343	423	766
25-34 years	431	723	1,154
35-44 years	431	917	1,348
45-54 years	519	1,154	1,673
55-64 years	595	1,831	2,426
65-74 years	508	2,951	3,459
75-84 years	305	1,899	2,204
85+ years	82	433	515
Race	3,246	10,331	13,577
White	1,458	6,853	8,311
Black	192	716	908
American Indian/Alaskan	12	38	50
Other	907	1,543	2,450
Unknown	677	1,181	1,858
Other race includes Asian, native Hawaiian/Pacific Islander, or other.			
Ethnicity	3,246	10,331	13,577
Hispanic	1,135	1,730	2,865
Non-Hispanic	948	5,140	6,088
Unknown	1,163	3,461	4,624
Gender	3,246	10,331	13,577
Female	1,165	4,995	6,160
Male	2,081	5,335	7,416
Unknown	0	1	1

COVID-19 doses administered for the past 2 weeks

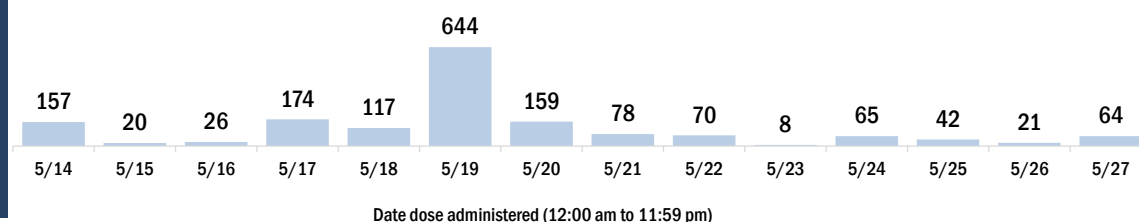


Persons vaccinated for COVID-19 for the past 2 weeks

Number of persons who received their first dose of a two-dose series of the COVID-19 vaccine



Number of persons who completed the COVID-19 vaccine series



COVID-19: Dixie County vaccine summary

Vaccination data through May 27, 2021 as of May 28, 2021 at 12:05 AM

Data in this report are provisional and subject to change.

Data in this summary pertain to COVID-19 vaccines approved by the U.S. Food and Drug Administration and have been issued an Emergency Use Authorization (Janssen COVID-19 Vaccine, Moderna COVID-19 Vaccine and Pfizer-BioNTech COVID-19 Vaccine). These data summarize the number of people who have received either their first dose or have completed the series for a COVID-19 vaccine. **A person can only be counted in one category, first dose or series complete.** For persons receiving Moderna or Pfizer vaccines, once they receive their second dose, they are moved from the first dose column to the series completed column. **Because of this, the total first dose category may show a change from report to report not matching the total receiving their first dose from the previous day.** Persons receiving Johnson & Johnson vaccines will always be counted in the series completed column.

COVID-19 doses for vaccinated persons in Florida

Doses administered 6,907

People receiving one dose of a 1-dose series (Johnson & Johnson) or receiving only one dose of a 2-dose series (Moderna, Pfizer) count once. Persons receiving both doses of a 2-dose series count twice.

Current status of persons vaccinated for COVID-19 in Florida

Total people vaccinated 4,154

First dose 948

Series completed 3,206

Completed 1-dose series 453

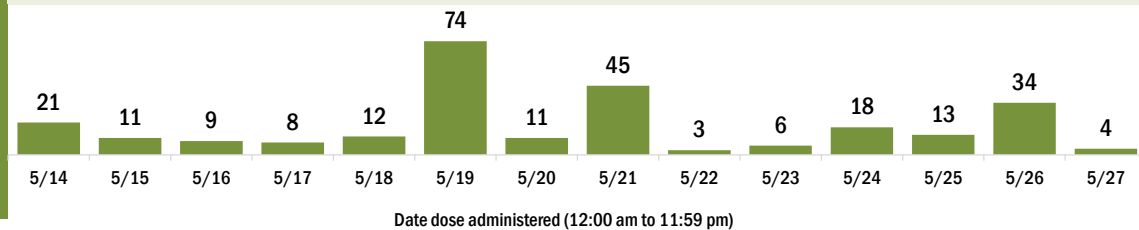
Completed 2-dose series 2,753

First dose: current number of people who have only received their first dose of the Moderna or Pfizer vaccine.

Series complete: current number of people who have received both Moderna or Pfizer vaccine doses or one Johnson & Johnson dose and are considered fully immunized.

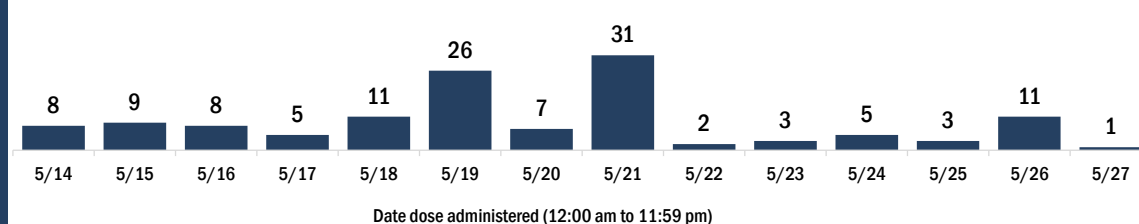
Demographic summary	First dose	Series complete	Total people vaccinated
Age group	948	3,206	4,154
12-14 years	6	0	6
15-24 years	57	53	110
25-34 years	84	67	151
35-44 years	178	151	329
45-54 years	212	272	484
55-64 years	229	747	976
65-74 years	114	1,145	1,259
75-84 years	51	614	665
85+ years	17	157	174
Race	948	3,206	4,154
White	644	2,776	3,420
Black	210	158	368
American Indian/Alaskan	3	18	21
Other	62	90	152
Unknown	29	164	193
Other race includes Asian, native Hawaiian/Pacific Islander, or other.			
Ethnicity	948	3,206	4,154
Hispanic	56	70	126
Non-Hispanic	755	2,438	3,193
Unknown	137	698	835
Gender	948	3,206	4,154
Female	210	1,649	1,859
Male	738	1,557	2,295
Unknown	0	0	0

COVID-19 doses administered for the past 2 weeks

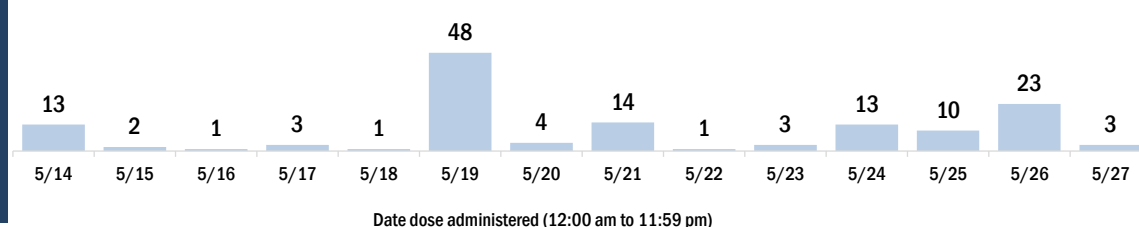


Persons vaccinated for COVID-19 for the past 2 weeks

Number of persons who received their first dose of a two-dose series of the COVID-19 vaccine



Number of persons who completed the COVID-19 vaccine series



COVID-19: Duval County vaccine summary

Vaccination data through May 27, 2021 as of May 28, 2021 at 12:05 AM

Data in this report are provisional and subject to change.

Data in this summary pertain to COVID-19 vaccines approved by the U.S. Food and Drug Administration and have been issued an Emergency Use Authorization (Janssen COVID-19 Vaccine, Moderna COVID-19 Vaccine and Pfizer-BioNTech COVID-19 Vaccine). These data summarize the number of people who have received either their first dose or have completed the series for a COVID-19 vaccine. **A person can only be counted in one category, first dose or series complete.** For persons receiving Moderna or Pfizer vaccines, once they receive their second dose, they are moved from the first dose column to the series completed column. **Because of this, the total first dose category may show a change from report to report not matching the total receiving their first dose from the previous day.** Persons receiving Johnson & Johnson vaccines will always be counted in the series completed column.

COVID-19 doses for vaccinated persons in Florida

Doses administered 639,769

People receiving one dose of a 1-dose series (Johnson & Johnson) or receiving only one dose of a 2-dose series (Moderna, Pfizer) count once. Persons receiving both doses of a 2-dose series count twice.

Current status of persons vaccinated for COVID-19 in Florida

Total people vaccinated 366,767

First dose 64,296

Series completed 302,471

Completed 1-dose series 29,469

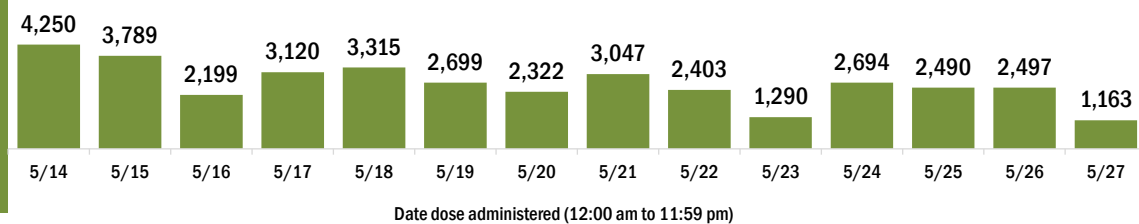
Completed 2-dose series 273,002

First dose: current number of people who have only received their first dose of the Moderna or Pfizer vaccine.

Series complete: current number of people who have received both Moderna or Pfizer vaccine doses or one Johnson & Johnson dose and are considered fully immunized.

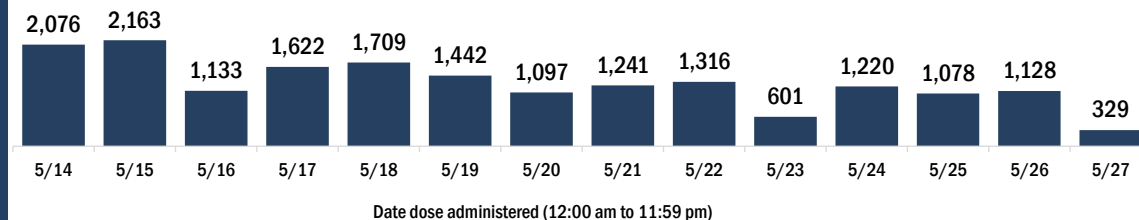
Demographic summary	First dose	Series complete	Total people vaccinated
Age group	64,296	302,471	366,767
12-14 years	2,799	0	2,799
15-24 years	8,317	18,017	26,334
25-34 years	9,154	32,734	41,888
35-44 years	9,001	38,158	47,159
45-54 years	8,957	47,162	56,119
55-64 years	9,834	65,664	75,498
65-74 years	10,051	62,791	72,842
75-84 years	4,231	28,211	32,442
85+ years	1,952	9,734	11,686
Race	64,296	302,471	366,767
White	31,219	172,199	203,418
Black	10,967	50,038	61,005
American Indian/Alaskan	236	753	989
Other	9,753	39,936	49,689
Unknown	12,121	39,545	51,666
Other race includes Asian, native Hawaiian/Pacific Islander, or other.			
Ethnicity	64,296	302,471	366,767
Hispanic	5,453	18,462	23,915
Non-Hispanic	38,275	214,774	253,049
Unknown	20,568	69,235	89,803
Gender	64,296	302,471	366,767
Female	33,334	169,508	202,842
Male	28,504	132,757	161,261
Unknown	2,458	206	2,664

COVID-19 doses administered for the past 2 weeks

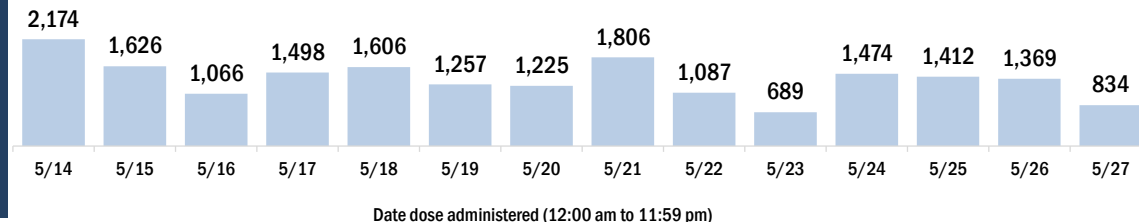


Persons vaccinated for COVID-19 for the past 2 weeks

Number of persons who received their first dose of a two-dose series of the COVID-19 vaccine



Number of persons who completed the COVID-19 vaccine series



COVID-19: Escambia County vaccine summary

Vaccination data through May 27, 2021 as of May 28, 2021 at 12:05 AM

Data in this report are provisional and subject to change.

Data in this summary pertain to COVID-19 vaccines approved by the U.S. Food and Drug Administration and have been issued an Emergency Use Authorization (Janssen COVID-19 Vaccine, Moderna COVID-19 Vaccine and Pfizer-BioNTech COVID-19 Vaccine). These data summarize the number of people who have received either their first dose or have completed the series for a COVID-19 vaccine. **A person can only be counted in one category, first dose or series complete.** For persons receiving Moderna or Pfizer vaccines, once they receive their second dose, they are moved from the first dose column to the series completed column. **Because of this, the total first dose category may show a change from report to report not matching the total receiving their first dose from the previous day.** Persons receiving Johnson & Johnson vaccines will always be counted in the series completed column.

COVID-19 doses for vaccinated persons in Florida

Doses administered 188,623

People receiving one dose of a 1-dose series (Johnson & Johnson) or receiving only one dose of a 2-dose series (Moderna, Pfizer) count once. Persons receiving both doses of a 2-dose series count twice.

Current status of persons vaccinated for COVID-19 in Florida

Total people vaccinated 108,239

First dose 19,061

Series completed 89,178

Completed 1-dose series 8,794

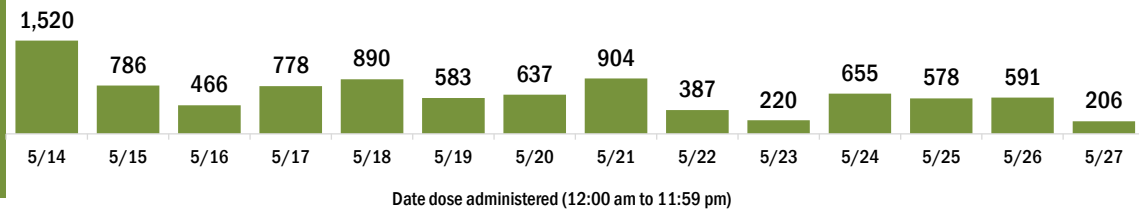
Completed 2-dose series 80,384

First dose: current number of people who have only received their first dose of the Moderna or Pfizer vaccine.

Series complete: current number of people who have received both Moderna or Pfizer vaccine doses or one Johnson & Johnson dose and are considered fully immunized.

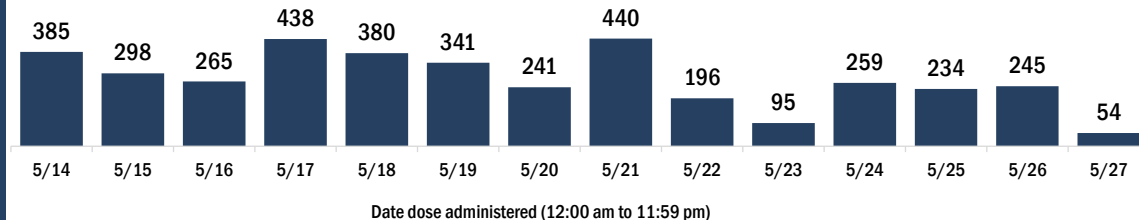
Demographic summary	First dose	Series complete	Total people vaccinated
Age group	19,061	89,178	108,239
12-14 years	442	0	442
15-24 years	2,259	4,731	6,990
25-34 years	2,616	7,422	10,038
35-44 years	2,249	8,356	10,605
45-54 years	2,524	11,477	14,001
55-64 years	3,236	19,660	22,896
65-74 years	3,243	21,947	25,190
75-84 years	1,749	11,504	13,253
85+ years	743	4,081	4,824
Race	19,061	89,178	108,239
White	9,944	53,765	63,709
Black	2,974	12,920	15,894
American Indian/Alaskan	116	640	756
Other	1,910	8,556	10,466
Unknown	4,117	13,297	17,414
Other race includes Asian, native Hawaiian/Pacific Islander, or other.			
Ethnicity	19,061	89,178	108,239
Hispanic	826	2,786	3,612
Non-Hispanic	10,724	62,335	73,059
Unknown	7,511	24,057	31,568
Gender	19,061	89,178	108,239
Female	10,535	50,912	61,447
Male	8,472	38,162	46,634
Unknown	54	104	158

COVID-19 doses administered for the past 2 weeks

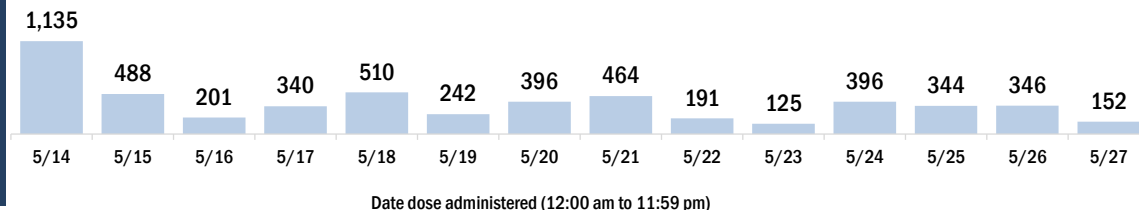


Persons vaccinated for COVID-19 for the past 2 weeks

Number of persons who received their first dose of a two-dose series of the COVID-19 vaccine



Number of persons who completed the COVID-19 vaccine series



COVID-19: Flagler County vaccine summary

Vaccination data through May 27, 2021 as of May 28, 2021 at 12:05 AM

Data in this report are provisional and subject to change.

Data in this summary pertain to COVID-19 vaccines approved by the U.S. Food and Drug Administration and have been issued an Emergency Use Authorization (Janssen COVID-19 Vaccine, Moderna COVID-19 Vaccine and Pfizer-BioNTech COVID-19 Vaccine). These data summarize the number of people who have received either their first dose or have completed the series for a COVID-19 vaccine. **A person can only be counted in one category, first dose or series complete.** For persons receiving Moderna or Pfizer vaccines, once they receive their second dose, they are moved from the first dose column to the series completed column. **Because of this, the total first dose category may show a change from report to report not matching the total receiving their first dose from the previous day.** Persons receiving Johnson & Johnson vaccines will always be counted in the series completed column.

COVID-19 doses for vaccinated persons in Florida

Doses administered 102,813

People receiving one dose of a 1-dose series (Johnson & Johnson) or receiving only one dose of a 2-dose series (Moderna, Pfizer) count once. Persons receiving both doses of a 2-dose series count twice.

Current status of persons vaccinated for COVID-19 in Florida

Total people vaccinated 57,348

First dose 8,645

Series completed 48,703

Completed 1-dose series 3,238

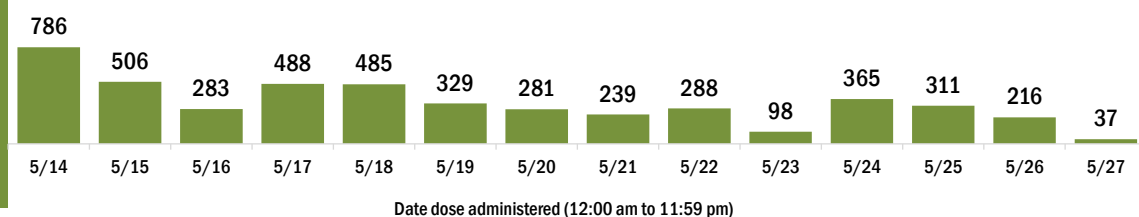
Completed 2-dose series 45,465

First dose: current number of people who have only received their first dose of the Moderna or Pfizer vaccine.

Series complete: current number of people who have received both Moderna or Pfizer vaccine doses or one Johnson & Johnson dose and are considered fully immunized.

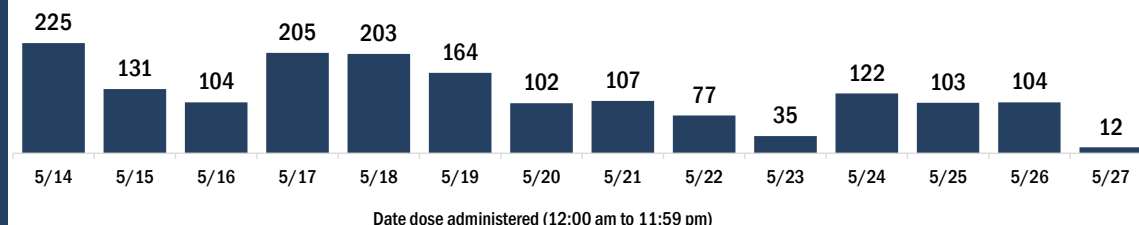
Demographic summary	First dose	Series complete	Total people vaccinated
Age group	8,645	48,703	57,348
12-14 years	217	0	217
15-24 years	814	1,696	2,510
25-34 years	663	1,913	2,576
35-44 years	872	3,077	3,949
45-54 years	1,190	5,032	6,222
55-64 years	1,866	9,587	11,453
65-74 years	1,611	15,754	17,365
75-84 years	1,003	9,133	10,136
85+ years	409	2,511	2,920
Race	8,645	48,703	57,348
White	5,123	32,720	37,843
Black	639	3,250	3,889
American Indian/Alaskan	51	278	329
Other	902	4,429	5,331
Unknown	1,930	8,026	9,956
Other race includes Asian, native Hawaiian/Pacific Islander, or other.			
Ethnicity	8,645	48,703	57,348
Hispanic	873	3,299	4,172
Non-Hispanic	4,741	29,451	34,192
Unknown	3,031	15,953	18,984
Gender	8,645	48,703	57,348
Female	4,597	26,956	31,553
Male	3,981	21,505	25,486
Unknown	67	242	309

COVID-19 doses administered for the past 2 weeks

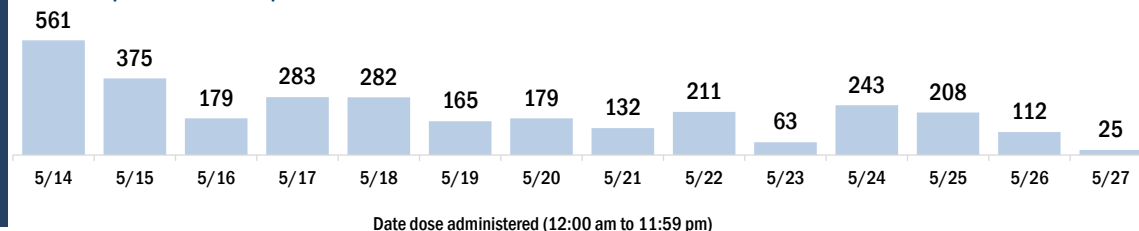


Persons vaccinated for COVID-19 for the past 2 weeks

Number of persons who received their first dose of a two-dose series of the COVID-19 vaccine



Number of persons who completed the COVID-19 vaccine series



COVID-19: Franklin County vaccine summary

Vaccination data through May 27, 2021 as of May 28, 2021 at 12:05 AM

Data in this report are provisional and subject to change.

Data in this summary pertain to COVID-19 vaccines approved by the U.S. Food and Drug Administration and have been issued an Emergency Use Authorization (Janssen COVID-19 Vaccine, Moderna COVID-19 Vaccine and Pfizer-BioNTech COVID-19 Vaccine). These data summarize the number of people who have received either their first dose or have completed the series for a COVID-19 vaccine. **A person can only be counted in one category, first dose or series complete.** For persons receiving Moderna or Pfizer vaccines, once they receive their second dose, they are moved from the first dose column to the series completed column. **Because of this, the total first dose category may show a change from report to report not matching the total receiving their first dose from the previous day.** Persons receiving Johnson & Johnson vaccines will always be counted in the series completed column.

COVID-19 doses for vaccinated persons in Florida

Doses administered 8,116

People receiving one dose of a 1-dose series (Johnson & Johnson) or receiving only one dose of a 2-dose series (Moderna, Pfizer) count once. Persons receiving both doses of a 2-dose series count twice.

Current status of persons vaccinated for COVID-19 in Florida

Total people vaccinated 4,377

First dose 492

Series completed 3,885

Completed 1-dose series 146

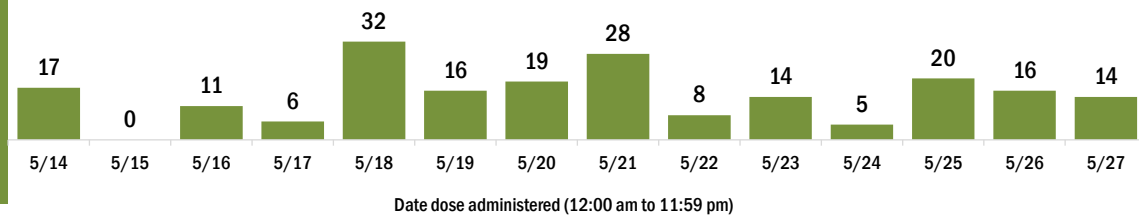
Completed 2-dose series 3,739

First dose: current number of people who have only received their first dose of the Moderna or Pfizer vaccine.

Series complete: current number of people who have received both Moderna or Pfizer vaccine doses or one Johnson & Johnson dose and are considered fully immunized.

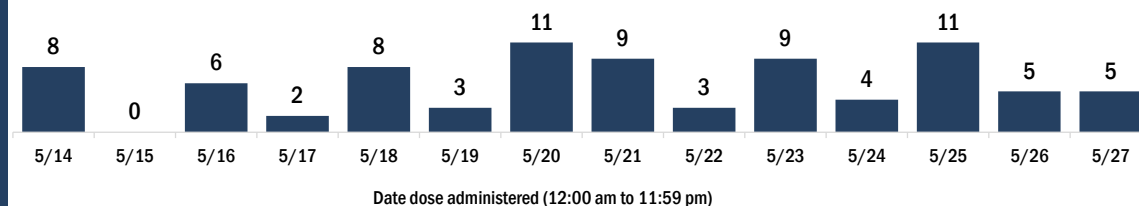
Demographic summary	First dose	Series complete	Total people vaccinated
Age group	492	3,885	4,377
12-14 years	4	0	4
15-24 years	21	65	86
25-34 years	61	152	213
35-44 years	60	238	298
45-54 years	70	397	467
55-64 years	109	858	967
65-74 years	120	1,396	1,516
75-84 years	34	651	685
85+ years	13	128	141
Race	492	3,885	4,377
White	357	3,338	3,695
Black	72	293	365
American Indian/Alaskan	0	10	10
Other	32	154	186
Unknown	31	90	121
Other race includes Asian, native Hawaiian/Pacific Islander, or other.			
Ethnicity	492	3,885	4,377
Hispanic	14	57	71
Non-Hispanic	335	3,086	3,421
Unknown	143	742	885
Gender	492	3,885	4,377
Female	216	1,901	2,117
Male	276	1,984	2,260
Unknown	0	0	0

COVID-19 doses administered for the past 2 weeks

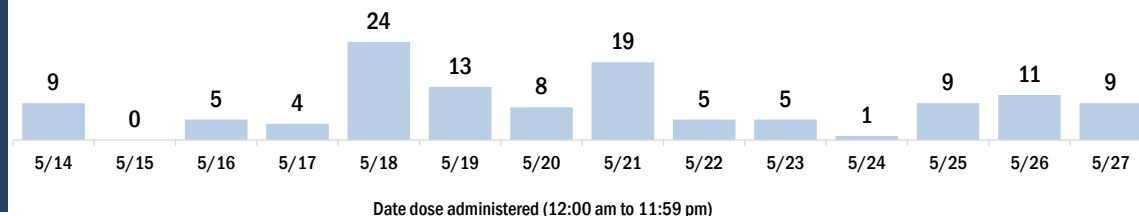


Persons vaccinated for COVID-19 for the past 2 weeks

Number of persons who received their first dose of a two-dose series of the COVID-19 vaccine



Number of persons who completed the COVID-19 vaccine series



COVID-19: Gadsden County vaccine summary

Vaccination data through May 27, 2021 as of May 28, 2021 at 12:05 AM

Data in this report are provisional and subject to change.

Data in this summary pertain to COVID-19 vaccines approved by the U.S. Food and Drug Administration and have been issued an Emergency Use Authorization (Janssen COVID-19 Vaccine, Moderna COVID-19 Vaccine and Pfizer-BioNTech COVID-19 Vaccine). These data summarize the number of people who have received either their first dose or have completed the series for a COVID-19 vaccine. **A person can only be counted in one category, first dose or series complete.** For persons receiving Moderna or Pfizer vaccines, once they receive their second dose, they are moved from the first dose column to the series completed column. **Because of this, the total first dose category may show a change from report to report not matching the total receiving their first dose from the previous day.** Persons receiving Johnson & Johnson vaccines will always be counted in the series completed column.

COVID-19 doses for vaccinated persons in Florida

Doses administered 31,995

People receiving one dose of a 1-dose series (Johnson & Johnson) or receiving only one dose of a 2-dose series (Moderna, Pfizer) count once. Persons receiving both doses of a 2-dose series count twice.

Current status of persons vaccinated for COVID-19 in Florida

Total people vaccinated 18,331

First dose 2,760

Series completed 15,571

Completed 1-dose series 1,907

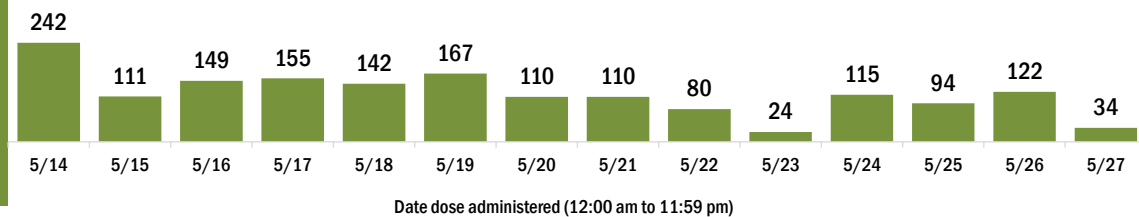
Completed 2-dose series 13,664

First dose: current number of people who have only received their first dose of the Moderna or Pfizer vaccine.

Series complete: current number of people who have received both Moderna or Pfizer vaccine doses or one Johnson & Johnson dose and are considered fully immunized.

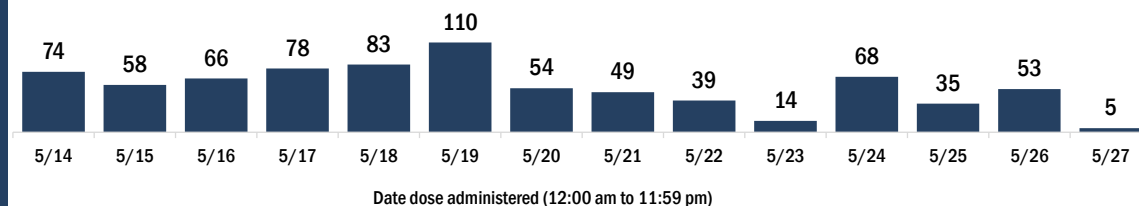
Demographic summary	First dose	Series complete	Total people vaccinated
Age group	2,760	15,571	18,331
12-14 years	67	0	67
15-24 years	311	518	829
25-34 years	314	1,011	1,325
35-44 years	469	1,720	2,189
45-54 years	512	2,420	2,932
55-64 years	516	3,583	4,099
65-74 years	343	3,897	4,240
75-84 years	161	1,823	1,984
85+ years	67	599	666
Race	2,760	15,571	18,331
White	723	5,583	6,306
Black	1,283	6,806	8,089
American Indian/Alaskan	10	31	41
Other	392	2,150	2,542
Unknown	352	1,001	1,353
Other race includes Asian, native Hawaiian/Pacific Islander, or other.			
Ethnicity	2,760	15,571	18,331
Hispanic	347	984	1,331
Non-Hispanic	1,634	12,194	13,828
Unknown	779	2,393	3,172
Gender	2,760	15,571	18,331
Female	1,404	9,351	10,755
Male	1,356	6,220	7,576
Unknown	0	0	0

COVID-19 doses administered for the past 2 weeks

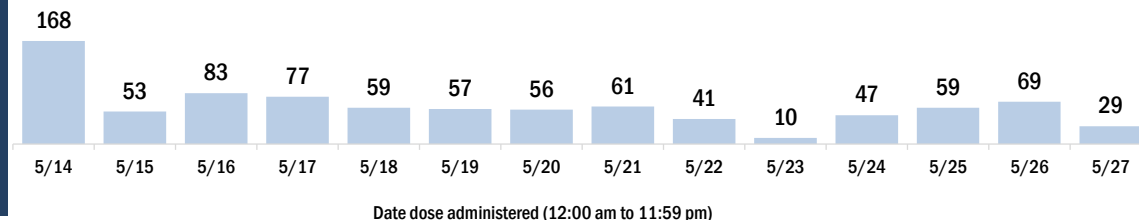


Persons vaccinated for COVID-19 for the past 2 weeks

Number of persons who received their first dose of a two-dose series of the COVID-19 vaccine



Number of persons who completed the COVID-19 vaccine series



COVID-19: Gilchrist County vaccine summary

Vaccination data through May 27, 2021 as of May 28, 2021 at 12:05 AM

Data in this report are provisional and subject to change.

Data in this summary pertain to COVID-19 vaccines approved by the U.S. Food and Drug Administration and have been issued an Emergency Use Authorization (Janssen COVID-19 Vaccine, Moderna COVID-19 Vaccine and Pfizer-BioNTech COVID-19 Vaccine). These data summarize the number of people who have received either their first dose or have completed the series for a COVID-19 vaccine. **A person can only be counted in one category, first dose or series complete.** For persons receiving Moderna or Pfizer vaccines, once they receive their second dose, they are moved from the first dose column to the series completed column. **Because of this, the total first dose category may show a change from report to report not matching the total receiving their first dose from the previous day.** Persons receiving Johnson & Johnson vaccines will always be counted in the series completed column.

COVID-19 doses for vaccinated persons in Florida

Doses administered 7,929

People receiving one dose of a 1-dose series (Johnson & Johnson) or receiving only one dose of a 2-dose series (Moderna, Pfizer) count once. Persons receiving both doses of a 2-dose series count twice.

Current status of persons vaccinated for COVID-19 in Florida

Total people vaccinated 4,555

First dose 649

Series completed 3,906

Completed 1-dose series 532

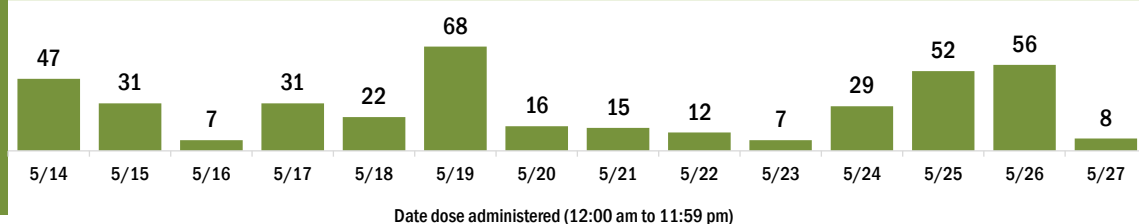
Completed 2-dose series 3,374

First dose: current number of people who have only received their first dose of the Moderna or Pfizer vaccine.

Series complete: current number of people who have received both Moderna or Pfizer vaccine doses or one Johnson & Johnson dose and are considered fully immunized.

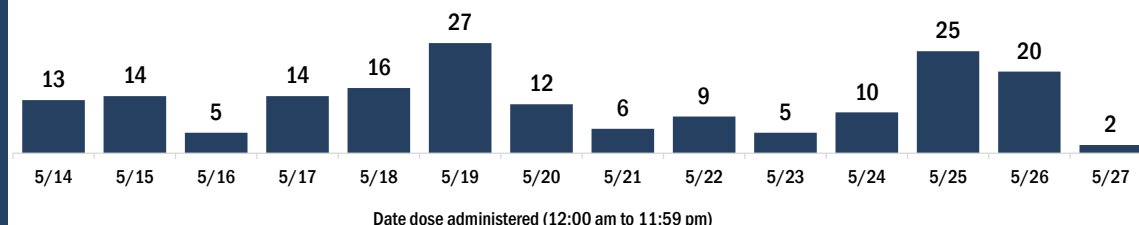
Demographic summary	First dose	Series complete	Total people vaccinated
Age group	649	3,906	4,555
12-14 years	20	0	20
15-24 years	64	116	180
25-34 years	51	178	229
35-44 years	92	260	352
45-54 years	92	461	553
55-64 years	147	850	997
65-74 years	127	1,170	1,297
75-84 years	38	659	697
85+ years	18	212	230
Race	649	3,906	4,555
White	499	2,909	3,408
Black	21	91	112
American Indian/Alaskan	5	15	20
Other	46	272	318
Unknown	78	619	697
Other race includes Asian, native Hawaiian/Pacific Islander, or other.			
Ethnicity	649	3,906	4,555
Hispanic	31	133	164
Non-Hispanic	356	1,896	2,252
Unknown	262	1,877	2,139
Gender	649	3,906	4,555
Female	363	2,149	2,512
Male	286	1,755	2,041
Unknown	0	2	2

COVID-19 doses administered for the past 2 weeks

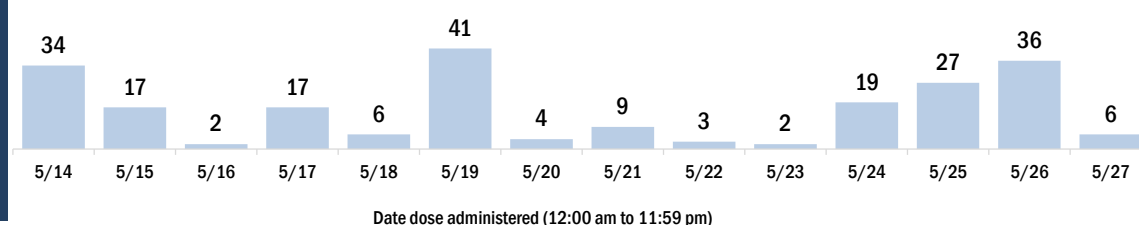


Persons vaccinated for COVID-19 for the past 2 weeks

Number of persons who received their first dose of a two-dose series of the COVID-19 vaccine



Number of persons who completed the COVID-19 vaccine series



COVID-19: Glades County vaccine summary

Vaccination data through May 27, 2021 as of May 28, 2021 at 12:05 AM

Data in this report are provisional and subject to change.

Data in this summary pertain to COVID-19 vaccines approved by the U.S. Food and Drug Administration and have been issued an Emergency Use Authorization (Janssen COVID-19 Vaccine, Moderna COVID-19 Vaccine and Pfizer-BioNTech COVID-19 Vaccine). These data summarize the number of people who have received either their first dose or have completed the series for a COVID-19 vaccine. **A person can only be counted in one category, first dose or series complete.** For persons receiving Moderna or Pfizer vaccines, once they receive their second dose, they are moved from the first dose column to the series completed column. **Because of this, the total first dose category may show a change from report to report not matching the total receiving their first dose from the previous day.** Persons receiving Johnson & Johnson vaccines will always be counted in the series completed column.

COVID-19 doses for vaccinated persons in Florida

Doses administered 8,304

People receiving one dose of a 1-dose series (Johnson & Johnson) or receiving only one dose of a 2-dose series (Moderna, Pfizer) count once. Persons receiving both doses of a 2-dose series count twice.

Current status of persons vaccinated for COVID-19 in Florida

Total people vaccinated 4,740

First dose 623

Series completed 4,117

Completed 1-dose series 553

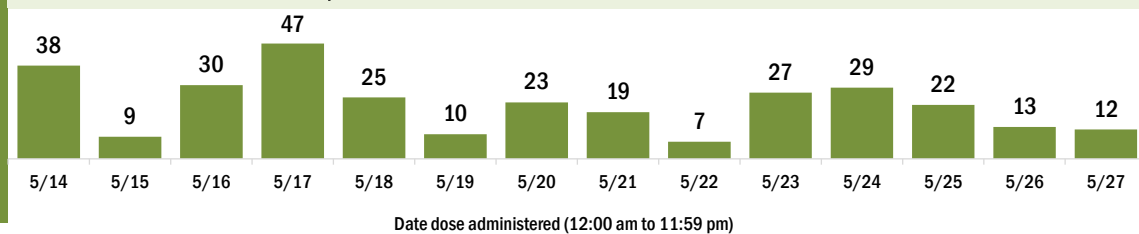
Completed 2-dose series 3,564

First dose: current number of people who have only received their first dose of the Moderna or Pfizer vaccine.

Series complete: current number of people who have received both Moderna or Pfizer vaccine doses or one Johnson & Johnson dose and are considered fully immunized.

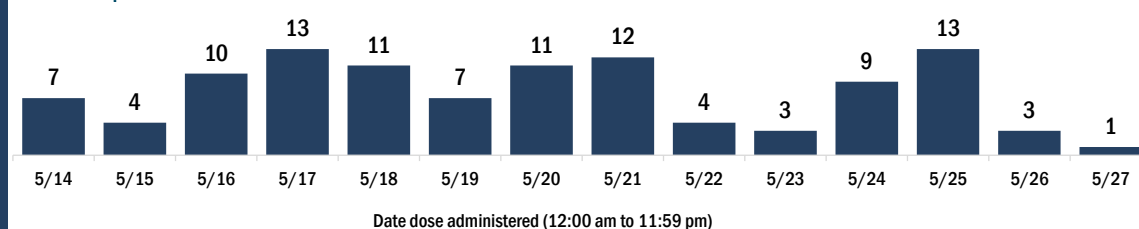
Demographic summary	First dose	Series complete	Total people vaccinated
Age group	623	4,117	4,740
12-14 years	7	0	7
15-24 years	83	202	285
25-34 years	127	327	454
35-44 years	78	263	341
45-54 years	91	321	412
55-64 years	105	651	756
65-74 years	68	1,332	1,400
75-84 years	51	847	898
85+ years	13	174	187
Race	623	4,117	4,740
White	498	3,202	3,700
Black	20	145	165
American Indian/Alaskan	2	24	26
Other	44	264	308
Unknown	59	482	541
Other race includes Asian, native Hawaiian/Pacific Islander, or other.			
Ethnicity	623	4,117	4,740
Hispanic	267	746	1,013
Non-Hispanic	210	1,933	2,143
Unknown	146	1,438	1,584
Gender	623	4,117	4,740
Female	222	1,803	2,025
Male	400	2,313	2,713
Unknown	1	1	2

COVID-19 doses administered for the past 2 weeks

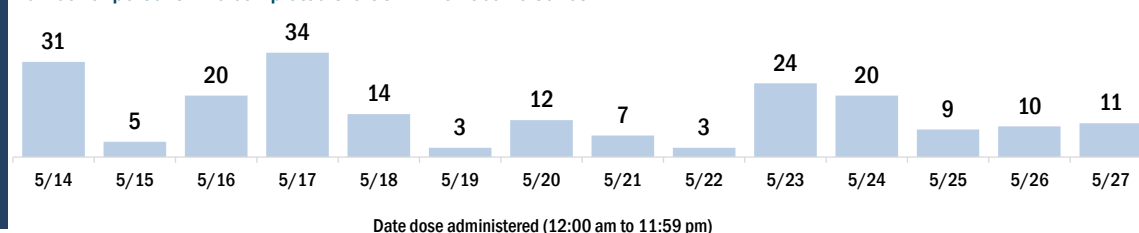


Persons vaccinated for COVID-19 for the past 2 weeks

Number of persons who received their first dose of a two-dose series of the COVID-19 vaccine



Number of persons who completed the COVID-19 vaccine series



COVID-19: Gulf County vaccine summary

Vaccination data through May 27, 2021 as of May 28, 2021 at 12:05 AM

Data in this report are provisional and subject to change.

Data in this summary pertain to COVID-19 vaccines approved by the U.S. Food and Drug Administration and have been issued an Emergency Use Authorization (Janssen COVID-19 Vaccine, Moderna COVID-19 Vaccine and Pfizer-BioNTech COVID-19 Vaccine). These data summarize the number of people who have received either their first dose or have completed the series for a COVID-19 vaccine. **A person can only be counted in one category, first dose or series complete.** For persons receiving Moderna or Pfizer vaccines, once they receive their second dose, they are moved from the first dose column to the series completed column. **Because of this, the total first dose category may show a change from report to report not matching the total receiving their first dose from the previous day.** Persons receiving Johnson & Johnson vaccines will always be counted in the series completed column.

COVID-19 doses for vaccinated persons in Florida

Doses administered 8,425

People receiving one dose of a 1-dose series (Johnson & Johnson) or receiving only one dose of a 2-dose series (Moderna, Pfizer) count once. Persons receiving both doses of a 2-dose series count twice.

Current status of persons vaccinated for COVID-19 in Florida

Total people vaccinated 4,733

First dose 770

Series completed 3,963

Completed 1-dose series 271

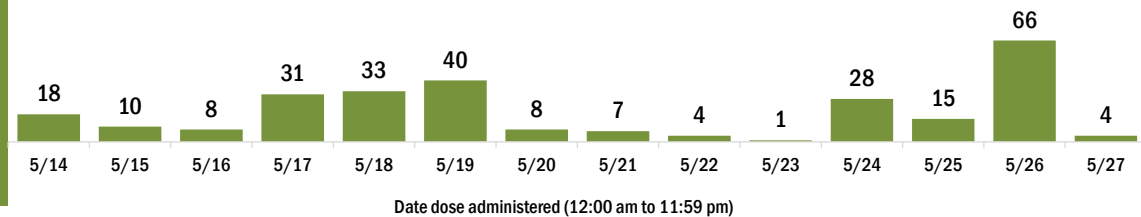
Completed 2-dose series 3,692

First dose: current number of people who have only received their first dose of the Moderna or Pfizer vaccine.

Series complete: current number of people who have received both Moderna or Pfizer vaccine doses or one Johnson & Johnson dose and are considered fully immunized.

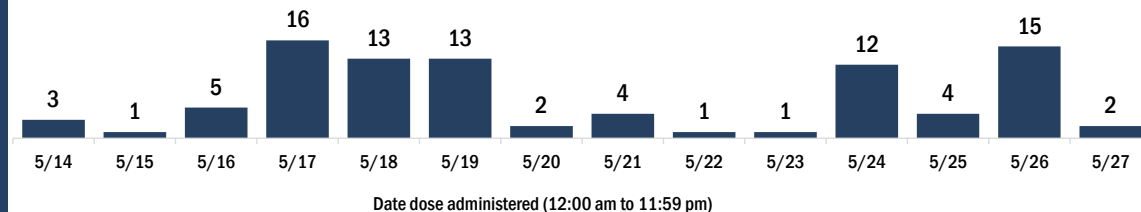
Demographic summary	First dose	Series complete	Total people vaccinated
Age group	770	3,963	4,733
12-14 years	5	0	5
15-24 years	52	89	141
25-34 years	105	156	261
35-44 years	124	229	353
45-54 years	133	422	555
55-64 years	164	770	934
65-74 years	119	1,429	1,548
75-84 years	60	685	745
85+ years	8	183	191
Race	770	3,963	4,733
White	553	3,356	3,909
Black	157	397	554
American Indian/Alaskan	2	13	15
Other	43	132	175
Unknown	15	65	80
Other race includes Asian, native Hawaiian/Pacific Islander, or other.			
Ethnicity	770	3,963	4,733
Hispanic	12	56	68
Non-Hispanic	389	3,267	3,656
Unknown	369	640	1,009
Gender	770	3,963	4,733
Female	316	1,979	2,295
Male	454	1,984	2,438
Unknown	0	0	0

COVID-19 doses administered for the past 2 weeks

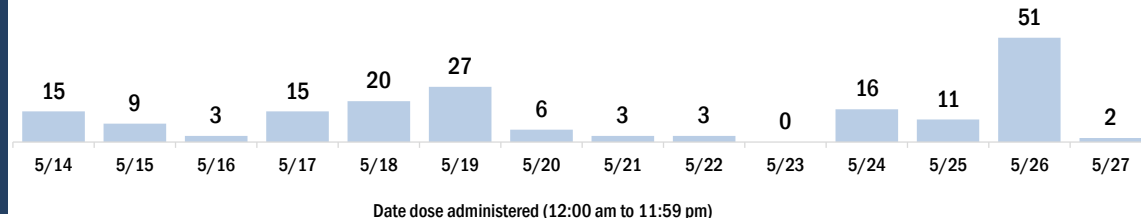


Persons vaccinated for COVID-19 for the past 2 weeks

Number of persons who received their first dose of a two-dose series of the COVID-19 vaccine



Number of persons who completed the COVID-19 vaccine series



COVID-19: Hamilton County vaccine summary

Vaccination data through May 27, 2021 as of May 28, 2021 at 12:05 AM

Data in this report are provisional and subject to change.

Data in this summary pertain to COVID-19 vaccines approved by the U.S. Food and Drug Administration and have been issued an Emergency Use Authorization (Janssen COVID-19 Vaccine, Moderna COVID-19 Vaccine and Pfizer-BioNTech COVID-19 Vaccine). These data summarize the number of people who have received either their first dose or have completed the series for a COVID-19 vaccine. **A person can only be counted in one category, first dose or series complete.** For persons receiving Moderna or Pfizer vaccines, once they receive their second dose, they are moved from the first dose column to the series completed column. **Because of this, the total first dose category may show a change from report to report not matching the total receiving their first dose from the previous day.** Persons receiving Johnson & Johnson vaccines will always be counted in the series completed column.

COVID-19 doses for vaccinated persons in Florida

Doses administered 6,111

People receiving one dose of a 1-dose series (Johnson & Johnson) or receiving only one dose of a 2-dose series (Moderna, Pfizer) count once. Persons receiving both doses of a 2-dose series count twice.

Current status of persons vaccinated for COVID-19 in Florida

Total people vaccinated 3,375

First dose 403

Series completed 2,972

Completed 1-dose series 236

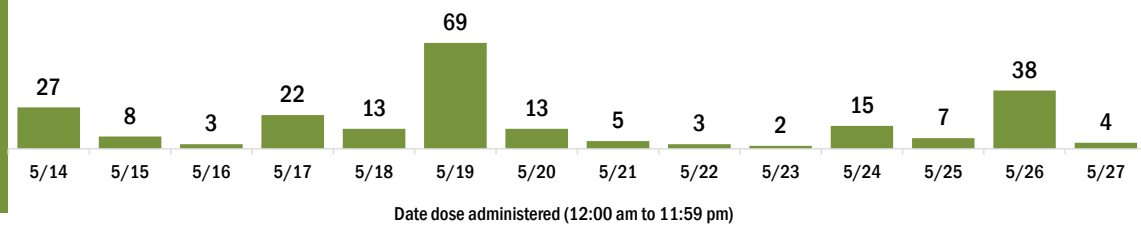
Completed 2-dose series 2,736

First dose: current number of people who have only received their first dose of the Moderna or Pfizer vaccine.

Series complete: current number of people who have received both Moderna or Pfizer vaccine doses or one Johnson & Johnson dose and are considered fully immunized.

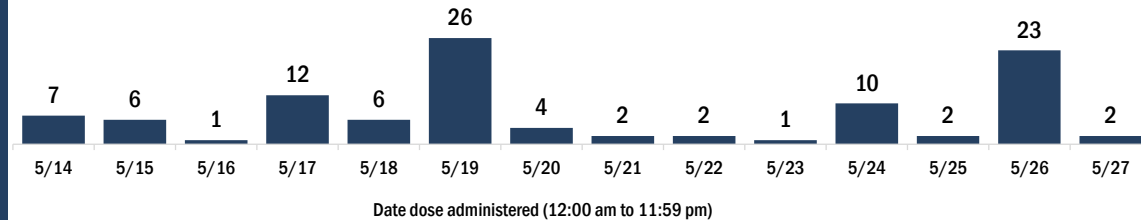
Demographic summary	First dose	Series complete	Total people vaccinated
Age group	403	2,972	3,375
12-14 years	7	0	7
15-24 years	39	67	106
25-34 years	59	158	217
35-44 years	75	230	305
45-54 years	70	349	419
55-64 years	82	670	752
65-74 years	41	931	972
75-84 years	18	442	460
85+ years	12	125	137
Race	403	2,972	3,375
White	189	1,702	1,891
Black	163	817	980
American Indian/Alaskan	2	7	9
Other	28	211	239
Unknown	21	235	256
Other race includes Asian, native Hawaiian/Pacific Islander, or other.			
Ethnicity	403	2,972	3,375
Hispanic	24	118	142
Non-Hispanic	264	1,927	2,191
Unknown	115	927	1,042
Gender	403	2,972	3,375
Female	158	1,471	1,629
Male	245	1,501	1,746
Unknown	0	0	0

COVID-19 doses administered for the past 2 weeks

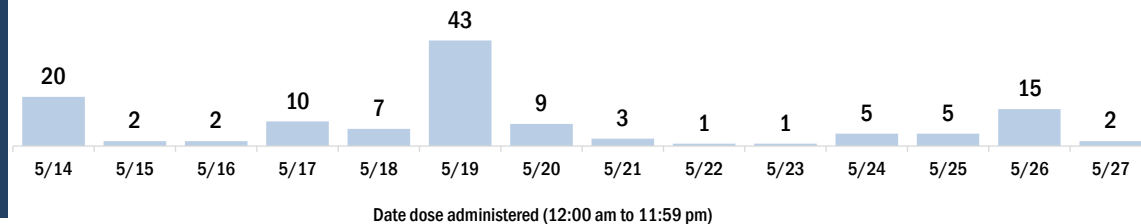


Persons vaccinated for COVID-19 for the past 2 weeks

Number of persons who received their first dose of a two-dose series of the COVID-19 vaccine



Number of persons who completed the COVID-19 vaccine series



COVID-19: Hardee County vaccine summary

Vaccination data through May 27, 2021 as of May 28, 2021 at 12:05 AM

Data in this report are provisional and subject to change.

Data in this summary pertain to COVID-19 vaccines approved by the U.S. Food and Drug Administration and have been issued an Emergency Use Authorization (Janssen COVID-19 Vaccine, Moderna COVID-19 Vaccine and Pfizer-BioNTech COVID-19 Vaccine). These data summarize the number of people who have received either their first dose or have completed the series for a COVID-19 vaccine. **A person can only be counted in one category, first dose or series complete.** For persons receiving Moderna or Pfizer vaccines, once they receive their second dose, they are moved from the first dose column to the series completed column. **Because of this, the total first dose category may show a change from report to report not matching the total receiving their first dose from the previous day.** Persons receiving Johnson & Johnson vaccines will always be counted in the series completed column.

COVID-19 doses for vaccinated persons in Florida

Doses administered 12,711

People receiving one dose of a 1-dose series (Johnson & Johnson) or receiving only one dose of a 2-dose series (Moderna, Pfizer) count once. Persons receiving both doses of a 2-dose series count twice.

Current status of persons vaccinated for COVID-19 in Florida

Total people vaccinated 7,425

First dose 1,658

Series completed 5,767

Completed 1-dose series 481

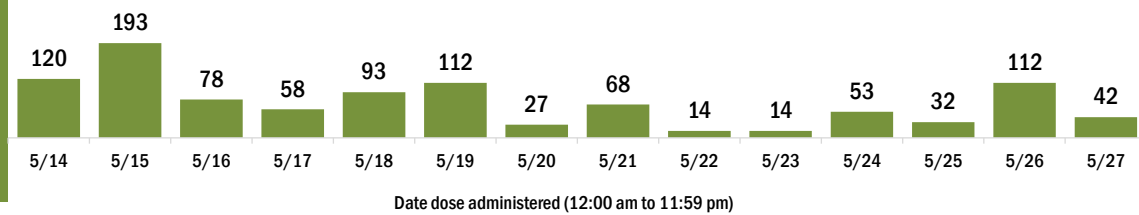
Completed 2-dose series 5,286

First dose: current number of people who have only received their first dose of the Moderna or Pfizer vaccine.

Series complete: current number of people who have received both Moderna or Pfizer vaccine doses or one Johnson & Johnson dose and are considered fully immunized.

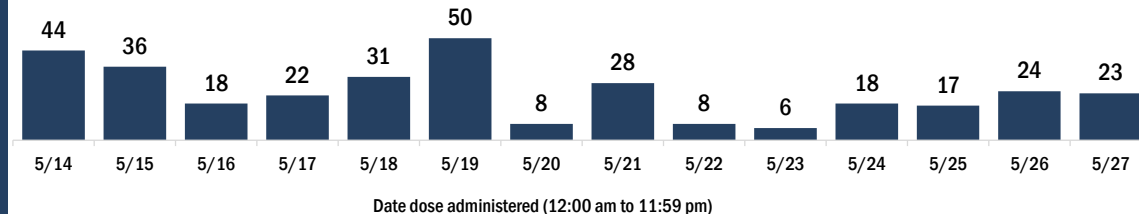
Demographic summary	First dose	Series complete	Total people vaccinated
Age group	1,658	5,767	7,425
12-14 years	24	0	24
15-24 years	142	275	417
25-34 years	200	444	644
35-44 years	293	463	756
45-54 years	330	698	1,028
55-64 years	339	1,030	1,369
65-74 years	215	1,558	1,773
75-84 years	92	1,014	1,106
85+ years	23	285	308
Race	1,658	5,767	7,425
White	1,056	4,646	5,702
Black	320	240	560
American Indian/Alaskan	4	29	33
Other	218	593	811
Unknown	60	259	319
Other race includes Asian, native Hawaiian/Pacific Islander, or other.			
Ethnicity	1,658	5,767	7,425
Hispanic	404	1,440	1,844
Non-Hispanic	939	3,655	4,594
Unknown	315	672	987
Gender	1,658	5,767	7,425
Female	552	2,911	3,463
Male	1,105	2,854	3,959
Unknown	1	2	3

COVID-19 doses administered for the past 2 weeks

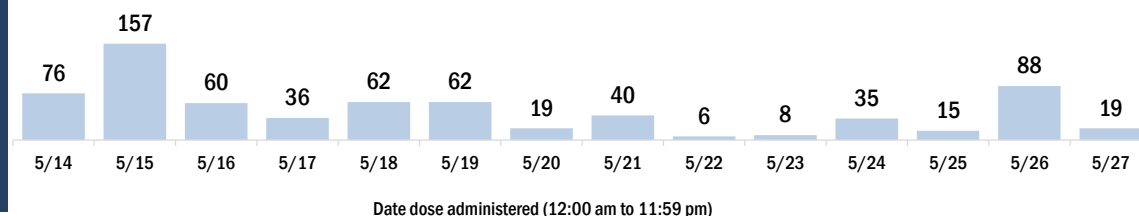


Persons vaccinated for COVID-19 for the past 2 weeks

Number of persons who received their first dose of a two-dose series of the COVID-19 vaccine



Number of persons who completed the COVID-19 vaccine series



COVID-19: Hendry County vaccine summary

Vaccination data through May 27, 2021 as of May 28, 2021 at 12:05 AM

Data in this report are provisional and subject to change.

Data in this summary pertain to COVID-19 vaccines approved by the U.S. Food and Drug Administration and have been issued an Emergency Use Authorization (Janssen COVID-19 Vaccine, Moderna COVID-19 Vaccine and Pfizer-BioNTech COVID-19 Vaccine). These data summarize the number of people who have received either their first dose or have completed the series for a COVID-19 vaccine. **A person can only be counted in one category, first dose or series complete.** For persons receiving Moderna or Pfizer vaccines, once they receive their second dose, they are moved from the first dose column to the series completed column. **Because of this, the total first dose category may show a change from report to report not matching the total receiving their first dose from the previous day.** Persons receiving Johnson & Johnson vaccines will always be counted in the series completed column.

COVID-19 doses for vaccinated persons in Florida

Doses administered 21,315

People receiving one dose of a 1-dose series (Johnson & Johnson) or receiving only one dose of a 2-dose series (Moderna, Pfizer) count once. Persons receiving both doses of a 2-dose series count twice.

Current status of persons vaccinated for COVID-19 in Florida

Total people vaccinated 12,624

First dose 2,391

Series completed 10,233

Completed 1-dose series 1,542

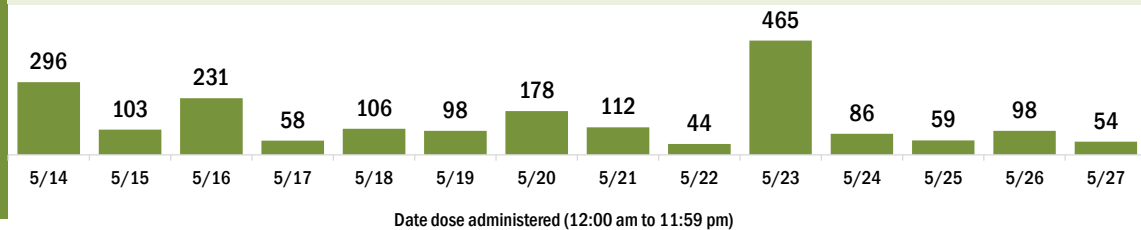
Completed 2-dose series 8,691

First dose: current number of people who have only received their first dose of the Moderna or Pfizer vaccine.

Series complete: current number of people who have received both Moderna or Pfizer vaccine doses or one Johnson & Johnson dose and are considered fully immunized.

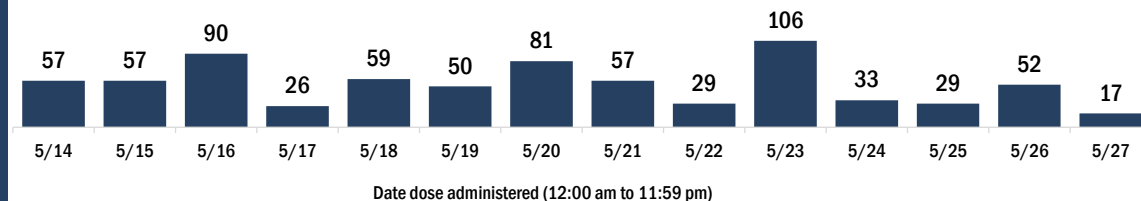
Demographic summary	First dose	Series complete	Total people vaccinated
Age group	2,391	10,233	12,624
12-14 years	37	0	37
15-24 years	350	737	1,087
25-34 years	376	1,143	1,519
35-44 years	386	1,143	1,529
45-54 years	424	1,567	1,991
55-64 years	441	2,095	2,536
65-74 years	208	2,158	2,366
75-84 years	120	1,078	1,198
85+ years	49	312	361
Race	2,391	10,233	12,624
White	1,574	7,123	8,697
Black	140	672	812
American Indian/Alaskan	3	23	26
Other	433	1,539	1,972
Unknown	241	876	1,117
Other race includes Asian, native Hawaiian/Pacific Islander, or other.			
Ethnicity	2,391	10,233	12,624
Hispanic	1,179	4,202	5,381
Non-Hispanic	587	3,400	3,987
Unknown	625	2,631	3,256
Gender	2,391	10,233	12,624
Female	1,134	4,653	5,787
Male	1,256	5,577	6,833
Unknown	1	3	4

COVID-19 doses administered for the past 2 weeks

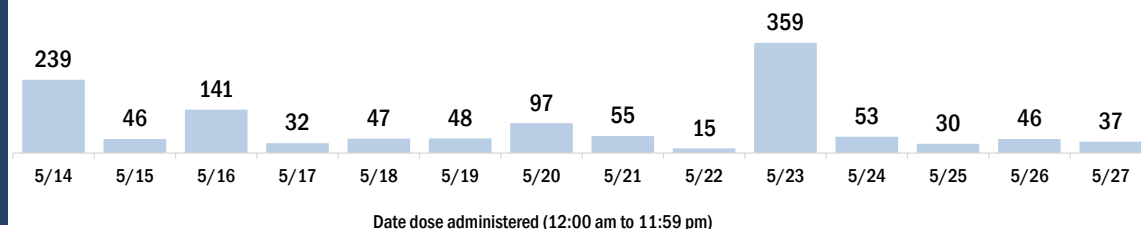


Persons vaccinated for COVID-19 for the past 2 weeks

Number of persons who received their first dose of a two-dose series of the COVID-19 vaccine



Number of persons who completed the COVID-19 vaccine series



COVID-19: Hernando County vaccine summary

Vaccination data through May 27, 2021 as of May 28, 2021 at 12:05 AM

Data in this report are provisional and subject to change.

Data in this summary pertain to COVID-19 vaccines approved by the U.S. Food and Drug Administration and have been issued an Emergency Use Authorization (Janssen COVID-19 Vaccine, Moderna COVID-19 Vaccine and Pfizer-BioNTech COVID-19 Vaccine). These data summarize the number of people who have received either their first dose or have completed the series for a COVID-19 vaccine. **A person can only be counted in one category, first dose or series complete.** For persons receiving Moderna or Pfizer vaccines, once they receive their second dose, they are moved from the first dose column to the series completed column. **Because of this, the total first dose category may show a change from report to report not matching the total receiving their first dose from the previous day.** Persons receiving Johnson & Johnson vaccines will always be counted in the series completed column.

COVID-19 doses for vaccinated persons in Florida

Doses administered 133,567

People receiving one dose of a 1-dose series (Johnson & Johnson) or receiving only one dose of a 2-dose series (Moderna, Pfizer) count once. Persons receiving both doses of a 2-dose series count twice.

Current status of persons vaccinated for COVID-19 in Florida

Total people vaccinated 76,518

First dose 13,185

Series completed 63,333

Completed 1-dose series 6,284

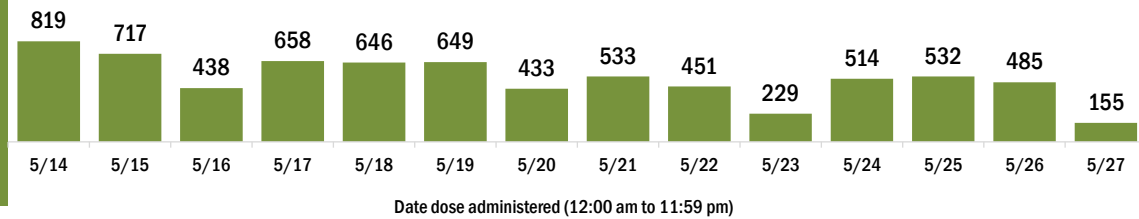
Completed 2-dose series 57,049

First dose: current number of people who have only received their first dose of the Moderna or Pfizer vaccine.

Series complete: current number of people who have received both Moderna or Pfizer vaccine doses or one Johnson & Johnson dose and are considered fully immunized.

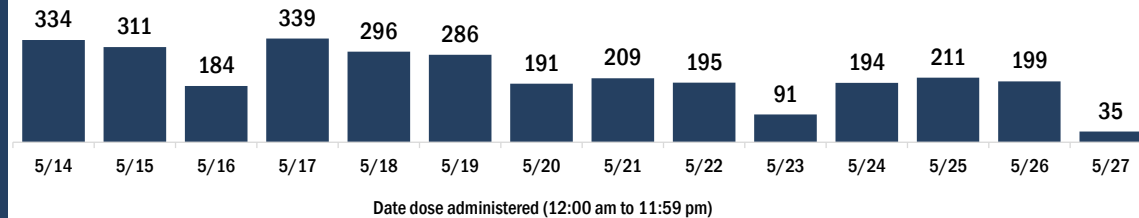
Demographic summary	First dose	Series complete	Total people vaccinated
Age group	13,185	63,333	76,518
12-14 years	319	0	319
15-24 years	1,309	2,139	3,448
25-34 years	1,155	2,887	4,042
35-44 years	1,411	4,104	5,515
45-54 years	1,787	6,927	8,714
55-64 years	2,509	12,458	14,967
65-74 years	2,394	18,929	21,323
75-84 years	1,626	12,094	13,720
85+ years	675	3,795	4,470
Race	13,185	63,333	76,518
White	8,880	45,389	54,269
Black	483	1,764	2,247
American Indian/Alaskan	75	204	279
Other	1,288	4,612	5,900
Unknown	2,459	11,364	13,823
Other race includes Asian, native Hawaiian/Pacific Islander, or other.			
Ethnicity	13,185	63,333	76,518
Hispanic	1,365	3,910	5,275
Non-Hispanic	6,610	35,298	41,908
Unknown	5,210	24,125	29,335
Gender	13,185	63,333	76,518
Female	7,202	36,049	43,251
Male	5,972	27,247	33,219
Unknown	11	37	48

COVID-19 doses administered for the past 2 weeks

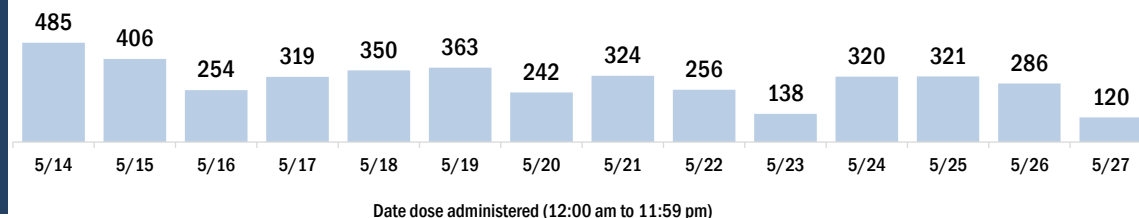


Persons vaccinated for COVID-19 for the past 2 weeks

Number of persons who received their first dose of a two-dose series of the COVID-19 vaccine



Number of persons who completed the COVID-19 vaccine series



COVID-19: Highlands County vaccine summary

Vaccination data through May 27, 2021 as of May 28, 2021 at 12:05 AM

Data in this report are provisional and subject to change.

Data in this summary pertain to COVID-19 vaccines approved by the U.S. Food and Drug Administration and have been issued an Emergency Use Authorization (Janssen COVID-19 Vaccine, Moderna COVID-19 Vaccine and Pfizer-BioNTech COVID-19 Vaccine). These data summarize the number of people who have received either their first dose or have completed the series for a COVID-19 vaccine. **A person can only be counted in one category, first dose or series complete.** For persons receiving Moderna or Pfizer vaccines, once they receive their second dose, they are moved from the first dose column to the series completed column. **Because of this, the total first dose category may show a change from report to report not matching the total receiving their first dose from the previous day.** Persons receiving Johnson & Johnson vaccines will always be counted in the series completed column.

COVID-19 doses for vaccinated persons in Florida

Doses administered 78,487

People receiving one dose of a 1-dose series (Johnson & Johnson) or receiving only one dose of a 2-dose series (Moderna, Pfizer) count once. Persons receiving both doses of a 2-dose series count twice.

Current status of persons vaccinated for COVID-19 in Florida

Total people vaccinated 45,916

First dose 11,657

Series completed 34,259

Completed 1-dose series 1,688

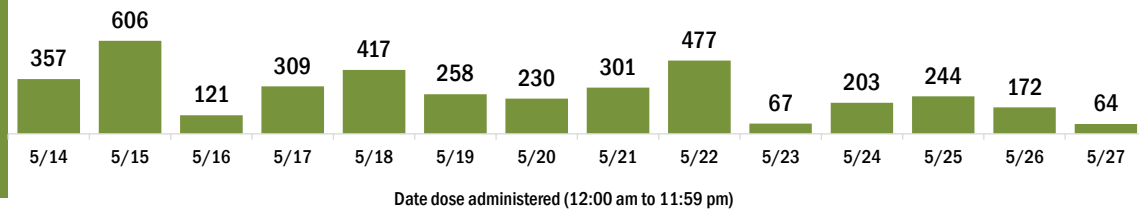
Completed 2-dose series 32,571

First dose: current number of people who have only received their first dose of the Moderna or Pfizer vaccine.

Series complete: current number of people who have received both Moderna or Pfizer vaccine doses or one Johnson & Johnson dose and are considered fully immunized.

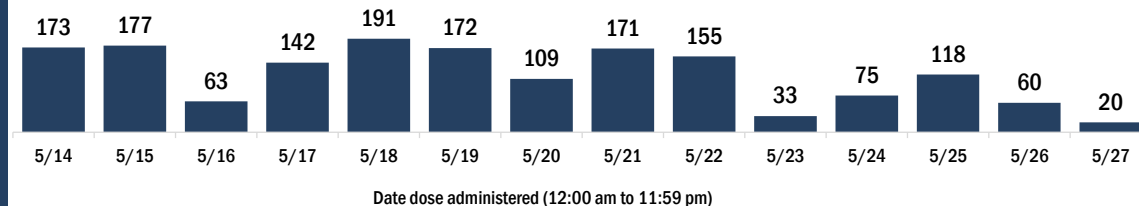
Demographic summary	First dose	Series complete	Total people vaccinated
Age group	11,657	34,259	45,916
12-14 years	98	0	98
15-24 years	523	797	1,320
25-34 years	531	1,219	1,750
35-44 years	742	1,482	2,224
45-54 years	1,000	2,529	3,529
55-64 years	1,862	5,826	7,688
65-74 years	3,378	11,294	14,672
75-84 years	2,672	8,660	11,332
85+ years	851	2,452	3,303
Race	11,657	34,259	45,916
White	8,763	27,512	36,275
Black	582	1,317	1,899
American Indian/Alaskan	117	252	369
Other	908	2,361	3,269
Unknown	1,287	2,817	4,104
Other race includes Asian, native Hawaiian/Pacific Islander, or other.			
Ethnicity	11,657	34,259	45,916
Hispanic	1,599	3,198	4,797
Non-Hispanic	6,840	24,253	31,093
Unknown	3,218	6,808	10,026
Gender	11,657	34,259	45,916
Female	6,069	18,457	24,526
Male	5,570	15,784	21,354
Unknown	18	18	36

COVID-19 doses administered for the past 2 weeks

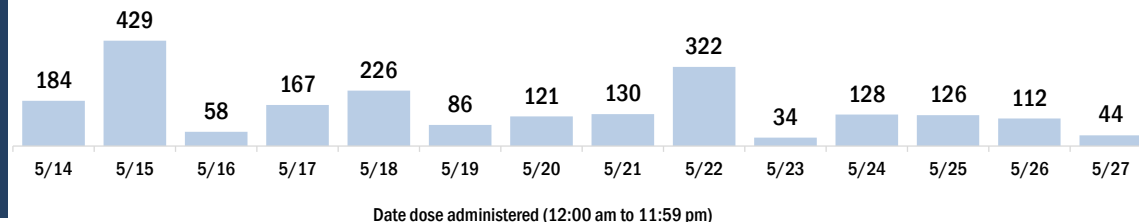


Persons vaccinated for COVID-19 for the past 2 weeks

Number of persons who received their first dose of a two-dose series of the COVID-19 vaccine



Number of persons who completed the COVID-19 vaccine series



COVID-19: Hillsborough County vaccine summary

Vaccination data through May 27, 2021 as of May 28, 2021 at 12:05 AM

Data in this report are provisional and subject to change.

Data in this summary pertain to COVID-19 vaccines approved by the U.S. Food and Drug Administration and have been issued an Emergency Use Authorization (Janssen COVID-19 Vaccine, Moderna COVID-19 Vaccine and Pfizer-BioNTech COVID-19 Vaccine). These data summarize the number of people who have received either their first dose or have completed the series for a COVID-19 vaccine. **A person can only be counted in one category, first dose or series complete.** For persons receiving Moderna or Pfizer vaccines, once they receive their second dose, they are moved from the first dose column to the series completed column. **Because of this, the total first dose category may show a change from report to report not matching the total receiving their first dose from the previous day.** Persons receiving Johnson & Johnson vaccines will always be counted in the series completed column.

COVID-19 doses for vaccinated persons in Florida

Doses administered 1,036,710

People receiving one dose of a 1-dose series (Johnson & Johnson) or receiving only one dose of a 2-dose series (Moderna, Pfizer) count once. Persons receiving both doses of a 2-dose series count twice.

Current status of persons vaccinated for COVID-19 in Florida

Total people vaccinated 622,888

First dose 147,782

Series completed 475,106

Completed 1-dose series 61,284

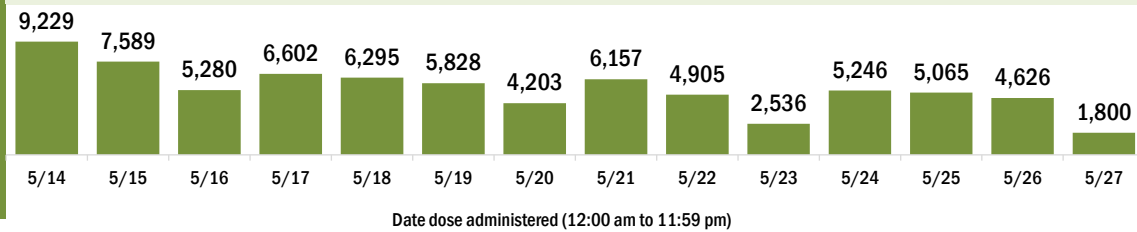
Completed 2-dose series 413,822

First dose: current number of people who have only received their first dose of the Moderna or Pfizer vaccine.

Series complete: current number of people who have received both Moderna or Pfizer vaccine doses or one Johnson & Johnson dose and are considered fully immunized.

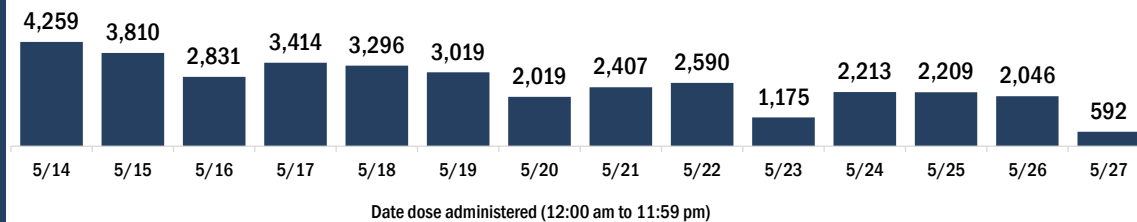
Demographic summary	First dose	Series complete	Total people vaccinated
Age group	147,782	475,106	622,888
12-14 years	5,970	0	5,970
15-24 years	18,413	39,366	57,779
25-34 years	18,514	58,647	77,161
35-44 years	18,788	70,595	89,383
45-54 years	18,562	83,156	101,718
55-64 years	19,070	96,004	115,074
65-74 years	28,712	76,354	105,066
75-84 years	14,850	37,628	52,478
85+ years	4,903	13,356	18,259
Race	147,782	475,106	622,888
White	90,038	302,980	393,018
Black	12,043	32,873	44,916
American Indian/Alaskan	765	1,325	2,090
Other	22,299	67,175	89,474
Unknown	22,637	70,753	93,390
Other race includes Asian, native Hawaiian/Pacific Islander, or other.			
Ethnicity	147,782	475,106	622,888
Hispanic	27,903	55,588	83,491
Non-Hispanic	70,636	265,336	335,972
Unknown	49,243	154,182	203,425
Gender	147,782	475,106	622,888
Female	77,898	260,946	338,844
Male	69,672	213,846	283,518
Unknown	212	314	526

COVID-19 doses administered for the past 2 weeks

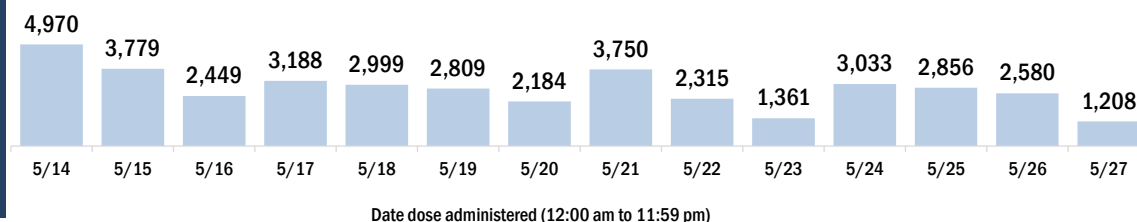


Persons vaccinated for COVID-19 for the past 2 weeks

Number of persons who received their first dose of a two-dose series of the COVID-19 vaccine



Number of persons who completed the COVID-19 vaccine series



COVID-19: Holmes County vaccine summary

Vaccination data through May 27, 2021 as of May 28, 2021 at 12:05 AM

Data in this report are provisional and subject to change.

Data in this summary pertain to COVID-19 vaccines approved by the U.S. Food and Drug Administration and have been issued an Emergency Use Authorization (Janssen COVID-19 Vaccine, Moderna COVID-19 Vaccine and Pfizer-BioNTech COVID-19 Vaccine). These data summarize the number of people who have received either their first dose or have completed the series for a COVID-19 vaccine. **A person can only be counted in one category, first dose or series complete.** For persons receiving Moderna or Pfizer vaccines, once they receive their second dose, they are moved from the first dose column to the series completed column. **Because of this, the total first dose category may show a change from report to report not matching the total receiving their first dose from the previous day.** Persons receiving Johnson & Johnson vaccines will always be counted in the series completed column.

COVID-19 doses for vaccinated persons in Florida

Doses administered 7,300

People receiving one dose of a 1-dose series (Johnson & Johnson) or receiving only one dose of a 2-dose series (Moderna, Pfizer) count once. Persons receiving both doses of a 2-dose series count twice.

Current status of persons vaccinated for COVID-19 in Florida

Total people vaccinated 4,091

First dose 545

Series completed 3,546

Completed 1-dose series 337

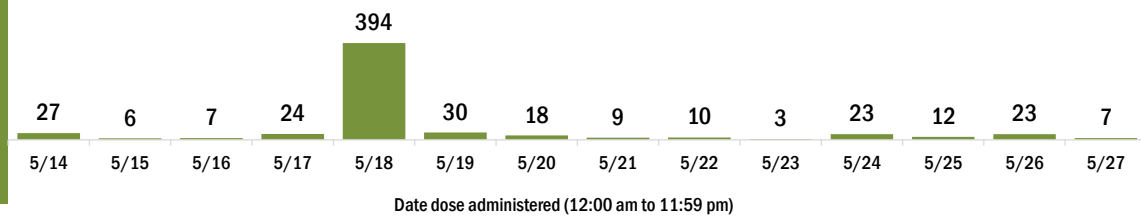
Completed 2-dose series 3,209

First dose: current number of people who have only received their first dose of the Moderna or Pfizer vaccine.

Series complete: current number of people who have received both Moderna or Pfizer vaccine doses or one Johnson & Johnson dose and are considered fully immunized.

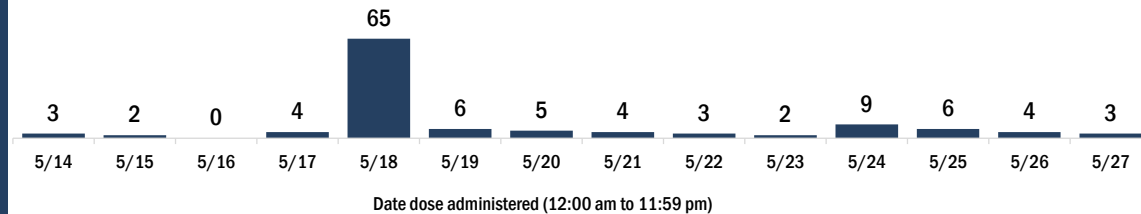
Demographic summary	First dose	Series complete	Total people vaccinated
Age group	545	3,546	4,091
12-14 years	3	0	3
15-24 years	33	89	122
25-34 years	60	185	245
35-44 years	86	253	339
45-54 years	81	396	477
55-64 years	107	742	849
65-74 years	96	1,028	1,124
75-84 years	59	673	732
85+ years	20	180	200
Race	545	3,546	4,091
White	404	2,996	3,400
Black	65	212	277
American Indian/Alaskan	3	37	40
Other	39	202	241
Unknown	34	99	133
Other race includes Asian, native Hawaiian/Pacific Islander, or other.			
Ethnicity	545	3,546	4,091
Hispanic	12	73	85
Non-Hispanic	406	3,002	3,408
Unknown	127	471	598
Gender	545	3,546	4,091
Female	245	1,764	2,009
Male	300	1,782	2,082
Unknown	0	0	0

COVID-19 doses administered for the past 2 weeks

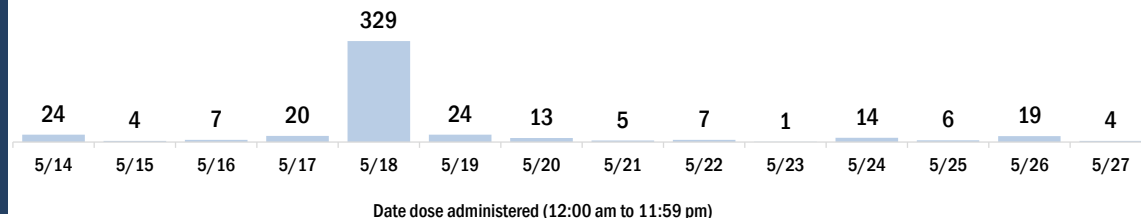


Persons vaccinated for COVID-19 for the past 2 weeks

Number of persons who received their first dose of a two-dose series of the COVID-19 vaccine



Number of persons who completed the COVID-19 vaccine series



COVID-19: Indian River County vaccine summary

Vaccination data through May 27, 2021 as of May 28, 2021 at 12:05 AM

Data in this report are provisional and subject to change.

Data in this summary pertain to COVID-19 vaccines approved by the U.S. Food and Drug Administration and have been issued an Emergency Use Authorization (Janssen COVID-19 Vaccine, Moderna COVID-19 Vaccine and Pfizer-BioNTech COVID-19 Vaccine). These data summarize the number of people who have received either their first dose or have completed the series for a COVID-19 vaccine. **A person can only be counted in one category, first dose or series complete.** For persons receiving Moderna or Pfizer vaccines, once they receive their second dose, they are moved from the first dose column to the series completed column. **Because of this, the total first dose category may show a change from report to report not matching the total receiving their first dose from the previous day.** Persons receiving Johnson & Johnson vaccines will always be counted in the series completed column.

COVID-19 doses for vaccinated persons in Florida

Doses administered 154,522

People receiving one dose of a 1-dose series (Johnson & Johnson) or receiving only one dose of a 2-dose series (Moderna, Pfizer) count once. Persons receiving both doses of a 2-dose series count twice.

Current status of persons vaccinated for COVID-19 in Florida

Total people vaccinated 88,561

First dose 19,371

Series completed 69,190

Completed 1-dose series 3,229

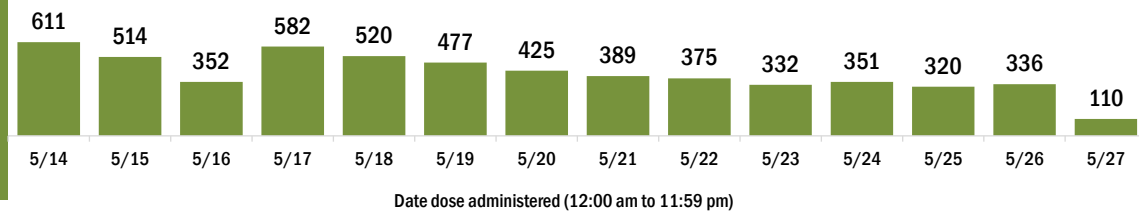
Completed 2-dose series 65,961

First dose: current number of people who have only received their first dose of the Moderna or Pfizer vaccine.

Series complete: current number of people who have received both Moderna or Pfizer vaccine doses or one Johnson & Johnson dose and are considered fully immunized.

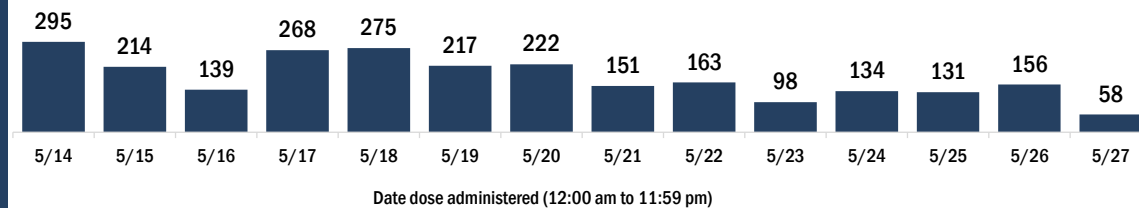
Demographic summary	First dose	Series complete	Total people vaccinated
Age group	19,371	69,190	88,561
12-14 years	288	0	288
15-24 years	1,284	2,078	3,362
25-34 years	1,322	2,807	4,129
35-44 years	1,475	3,754	5,229
45-54 years	2,033	6,289	8,322
55-64 years	3,619	13,397	17,016
65-74 years	4,389	22,276	26,665
75-84 years	3,426	13,913	17,339
85+ years	1,535	4,676	6,211
Race	19,371	69,190	88,561
White	13,861	50,148	64,009
Black	1,108	2,249	3,357
American Indian/Alaskan	137	339	476
Other	1,570	5,289	6,859
Unknown	2,695	11,165	13,860
Other race includes Asian, native Hawaiian/Pacific Islander, or other.			
Ethnicity	19,371	69,190	88,561
Hispanic	2,004	3,538	5,542
Non-Hispanic	9,429	41,485	50,914
Unknown	7,938	24,167	32,105
Gender	19,371	69,190	88,561
Female	10,351	38,268	48,619
Male	8,993	30,886	39,879
Unknown	27	36	63

COVID-19 doses administered for the past 2 weeks

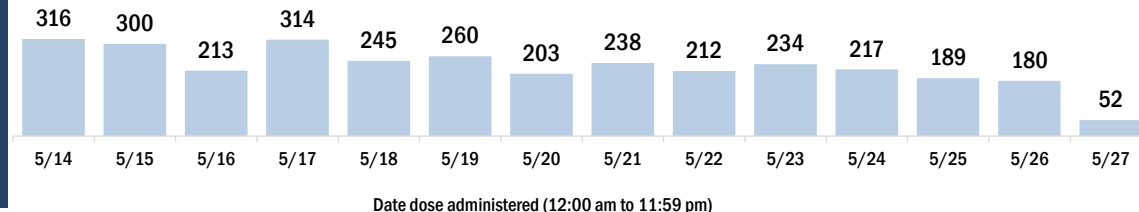


Persons vaccinated for COVID-19 for the past 2 weeks

Number of persons who received their first dose of a two-dose series of the COVID-19 vaccine



Number of persons who completed the COVID-19 vaccine series



COVID-19: Jackson County vaccine summary

Vaccination data through May 27, 2021 as of May 28, 2021 at 12:05 AM

Data in this report are provisional and subject to change.

Data in this summary pertain to COVID-19 vaccines approved by the U.S. Food and Drug Administration and have been issued an Emergency Use Authorization (Janssen COVID-19 Vaccine, Moderna COVID-19 Vaccine and Pfizer-BioNTech COVID-19 Vaccine). These data summarize the number of people who have received either their first dose or have completed the series for a COVID-19 vaccine. **A person can only be counted in one category, first dose or series complete.** For persons receiving Moderna or Pfizer vaccines, once they receive their second dose, they are moved from the first dose column to the series completed column. **Because of this, the total first dose category may show a change from report to report not matching the total receiving their first dose from the previous day.** Persons receiving Johnson & Johnson vaccines will always be counted in the series completed column.

COVID-19 doses for vaccinated persons in Florida

Doses administered 24,895

People receiving one dose of a 1-dose series (Johnson & Johnson) or receiving only one dose of a 2-dose series (Moderna, Pfizer) count once. Persons receiving both doses of a 2-dose series count twice.

Current status of persons vaccinated for COVID-19 in Florida

Total people vaccinated 14,056

First dose 2,183

Series completed 11,873

Completed 1-dose series 1,034

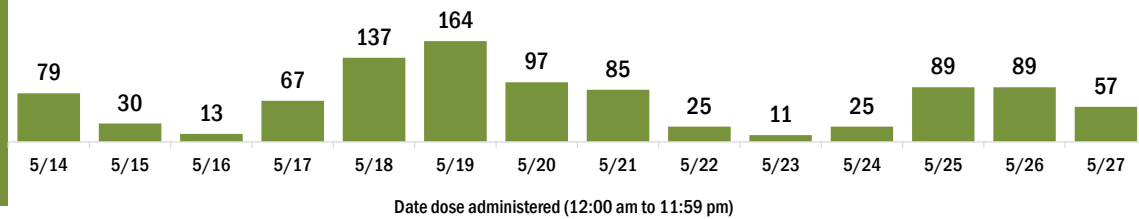
Completed 2-dose series 10,839

First dose: current number of people who have only received their first dose of the Moderna or Pfizer vaccine.

Series complete: current number of people who have received both Moderna or Pfizer vaccine doses or one Johnson & Johnson dose and are considered fully immunized.

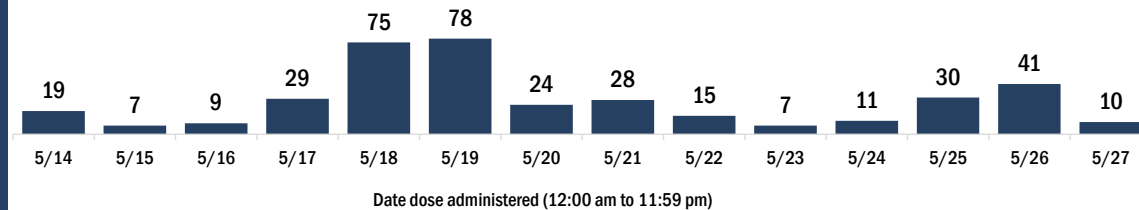
Demographic summary	First dose	Series complete	Total people vaccinated
Age group	2,183	11,873	14,056
12-14 years	19	0	19
15-24 years	145	287	432
25-34 years	218	707	925
35-44 years	276	1,080	1,356
45-54 years	339	1,598	1,937
55-64 years	355	2,609	2,964
65-74 years	406	3,187	3,593
75-84 years	313	1,797	2,110
85+ years	112	608	720
Race	2,183	11,873	14,056
White	1,277	7,969	9,246
Black	517	2,756	3,273
American Indian/Alaskan	12	59	71
Other	108	528	636
Unknown	269	561	830
Other race includes Asian, native Hawaiian/Pacific Islander, or other.			
Ethnicity	2,183	11,873	14,056
Hispanic	79	336	415
Non-Hispanic	1,211	8,625	9,836
Unknown	893	2,912	3,805
Gender	2,183	11,873	14,056
Female	1,023	5,914	6,937
Male	1,159	5,959	7,118
Unknown	1	0	1

COVID-19 doses administered for the past 2 weeks

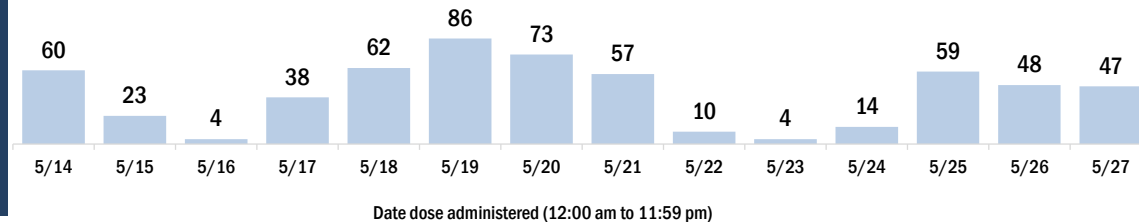


Persons vaccinated for COVID-19 for the past 2 weeks

Number of persons who received their first dose of a two-dose series of the COVID-19 vaccine



Number of persons who completed the COVID-19 vaccine series



COVID-19: Jefferson County vaccine summary

Vaccination data through May 27, 2021 as of May 28, 2021 at 12:05 AM

Data in this report are provisional and subject to change.

Data in this summary pertain to COVID-19 vaccines approved by the U.S. Food and Drug Administration and have been issued an Emergency Use Authorization (Janssen COVID-19 Vaccine, Moderna COVID-19 Vaccine and Pfizer-BioNTech COVID-19 Vaccine). These data summarize the number of people who have received either their first dose or have completed the series for a COVID-19 vaccine. **A person can only be counted in one category, first dose or series complete.** For persons receiving Moderna or Pfizer vaccines, once they receive their second dose, they are moved from the first dose column to the series completed column. **Because of this, the total first dose category may show a change from report to report not matching the total receiving their first dose from the previous day.** Persons receiving Johnson & Johnson vaccines will always be counted in the series completed column.

COVID-19 doses for vaccinated persons in Florida

Doses administered 10,068

People receiving one dose of a 1-dose series (Johnson & Johnson) or receiving only one dose of a 2-dose series (Moderna, Pfizer) count once. Persons receiving both doses of a 2-dose series count twice.

Current status of persons vaccinated for COVID-19 in Florida

Total people vaccinated 5,542

First dose 666

Series completed 4,876

Completed 1-dose series 350

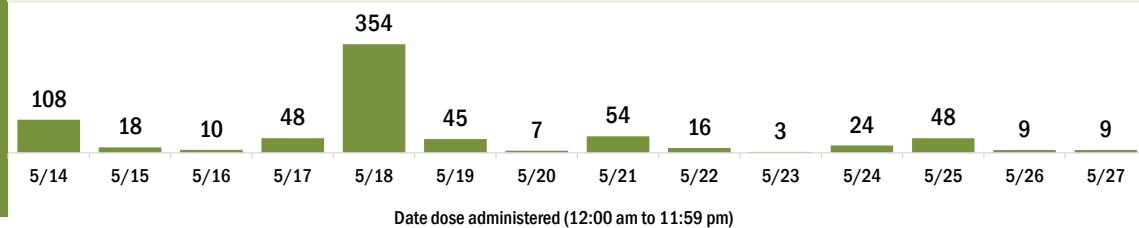
Completed 2-dose series 4,526

First dose: current number of people who have only received their first dose of the Moderna or Pfizer vaccine.

Series complete: current number of people who have received both Moderna or Pfizer vaccine doses or one Johnson & Johnson dose and are considered fully immunized.

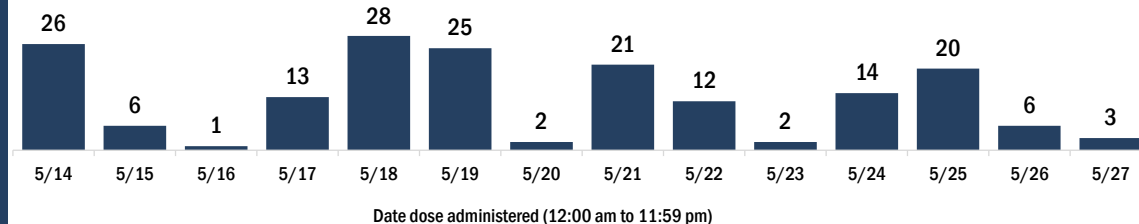
Demographic summary	First dose	Series complete	Total people vaccinated
Age group	666	4,876	5,542
12-14 years	18	0	18
15-24 years	72	138	210
25-34 years	71	215	286
35-44 years	101	352	453
45-54 years	105	664	769
55-64 years	148	1,204	1,352
65-74 years	88	1,420	1,508
75-84 years	47	690	737
85+ years	16	193	209
Race	666	4,876	5,542
White	326	2,805	3,131
Black	212	1,187	1,399
American Indian/Alaskan	4	7	11
Other	67	585	652
Unknown	57	292	349
Other race includes Asian, native Hawaiian/Pacific Islander, or other.			
Ethnicity	666	4,876	5,542
Hispanic	19	114	133
Non-Hispanic	504	3,517	4,021
Unknown	143	1,245	1,388
Gender	666	4,876	5,542
Female	356	2,606	2,962
Male	310	2,270	2,580
Unknown	0	0	0

COVID-19 doses administered for the past 2 weeks

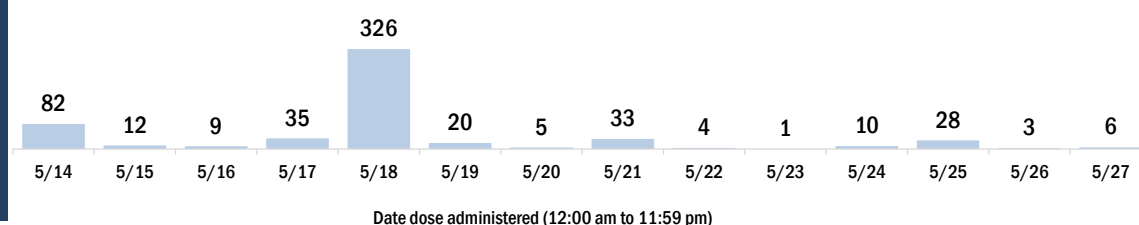


Persons vaccinated for COVID-19 for the past 2 weeks

Number of persons who received their first dose of a two-dose series of the COVID-19 vaccine



Number of persons who completed the COVID-19 vaccine series



COVID-19: Lafayette County vaccine summary

Vaccination data through May 27, 2021 as of May 28, 2021 at 12:05 AM

Data in this report are provisional and subject to change.

Data in this summary pertain to COVID-19 vaccines approved by the U.S. Food and Drug Administration and have been issued an Emergency Use Authorization (Janssen COVID-19 Vaccine, Moderna COVID-19 Vaccine and Pfizer-BioNTech COVID-19 Vaccine). These data summarize the number of people who have received either their first dose or have completed the series for a COVID-19 vaccine. **A person can only be counted in one category, first dose or series complete.** For persons receiving Moderna or Pfizer vaccines, once they receive their second dose, they are moved from the first dose column to the series completed column. **Because of this, the total first dose category may show a change from report to report not matching the total receiving their first dose from the previous day.** Persons receiving Johnson & Johnson vaccines will always be counted in the series completed column.

COVID-19 doses for vaccinated persons in Florida

Doses administered 4,405

People receiving one dose of a 1-dose series (Johnson & Johnson) or receiving only one dose of a 2-dose series (Moderna, Pfizer) count once. Persons receiving both doses of a 2-dose series count twice.

Current status of persons vaccinated for COVID-19 in Florida

Total people vaccinated 2,440

First dose 367

Series completed 2,073

Completed 1-dose series 108

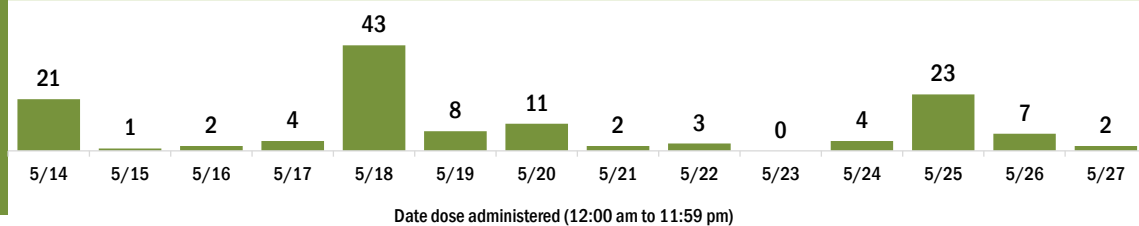
Completed 2-dose series 1,965

First dose: current number of people who have only received their first dose of the Moderna or Pfizer vaccine.

Series complete: current number of people who have received both Moderna or Pfizer vaccine doses or one Johnson & Johnson dose and are considered fully immunized.

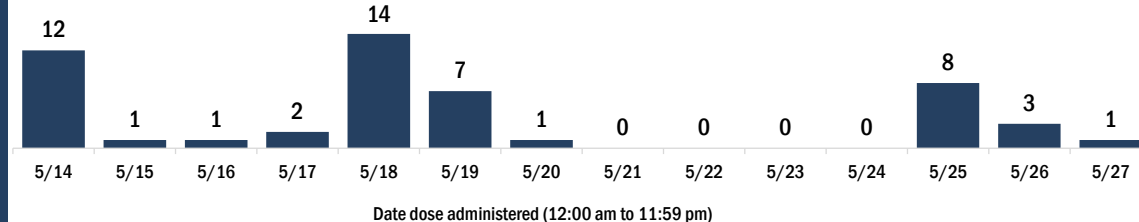
Demographic summary	First dose	Series complete	Total people vaccinated
Age group	367	2,073	2,440
12-14 years	3	0	3
15-24 years	18	36	54
25-34 years	31	103	134
35-44 years	36	164	200
45-54 years	44	246	290
55-64 years	67	329	396
65-74 years	90	715	805
75-84 years	53	376	429
85+ years	25	104	129
Race	367	2,073	2,440
White	247	1,647	1,894
Black	29	179	208
American Indian/Alaskan	2	6	8
Other	29	123	152
Unknown	60	118	178
Other race includes Asian, native Hawaiian/Pacific Islander, or other.			
Ethnicity	367	2,073	2,440
Hispanic	24	112	136
Non-Hispanic	173	1,371	1,544
Unknown	170	590	760
Gender	367	2,073	2,440
Female	173	916	1,089
Male	193	1,157	1,350
Unknown	1	0	1

COVID-19 doses administered for the past 2 weeks

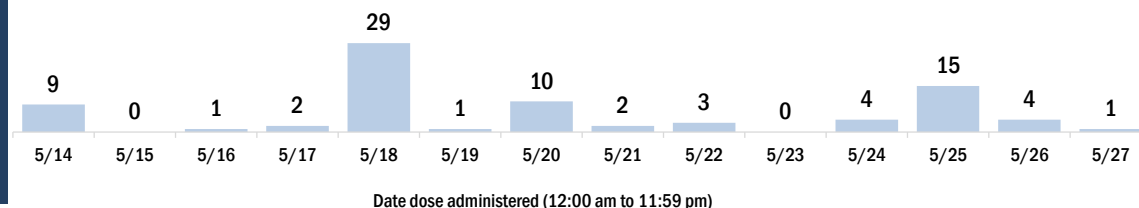


Persons vaccinated for COVID-19 for the past 2 weeks

Number of persons who received their first dose of a two-dose series of the COVID-19 vaccine



Number of persons who completed the COVID-19 vaccine series



COVID-19: Lake County vaccine summary

Vaccination data through May 27, 2021 as of May 28, 2021 at 12:05 AM

Data in this report are provisional and subject to change.

Data in this summary pertain to COVID-19 vaccines approved by the U.S. Food and Drug Administration and have been issued an Emergency Use Authorization (Janssen COVID-19 Vaccine, Moderna COVID-19 Vaccine and Pfizer-BioNTech COVID-19 Vaccine). These data summarize the number of people who have received either their first dose or have completed the series for a COVID-19 vaccine. **A person can only be counted in one category, first dose or series complete.** For persons receiving Moderna or Pfizer vaccines, once they receive their second dose, they are moved from the first dose column to the series completed column. **Because of this, the total first dose category may show a change from report to report not matching the total receiving their first dose from the previous day.** Persons receiving Johnson & Johnson vaccines will always be counted in the series completed column.

COVID-19 doses for vaccinated persons in Florida

Doses administered 313,662

People receiving one dose of a 1-dose series (Johnson & Johnson) or receiving only one dose of a 2-dose series (Moderna, Pfizer) count once. Persons receiving both doses of a 2-dose series count twice.

Current status of persons vaccinated for COVID-19 in Florida

Total people vaccinated 175,096

First dose 27,760

Series completed 147,336

Completed 1-dose series 8,770

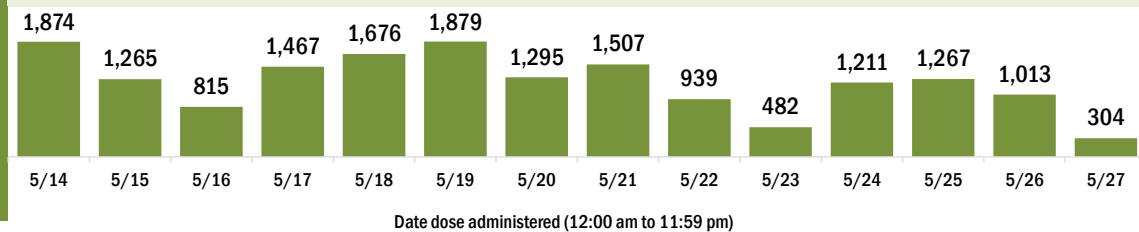
Completed 2-dose series 138,566

First dose: current number of people who have only received their first dose of the Moderna or Pfizer vaccine.

Series complete: current number of people who have received both Moderna or Pfizer vaccine doses or one Johnson & Johnson dose and are considered fully immunized.

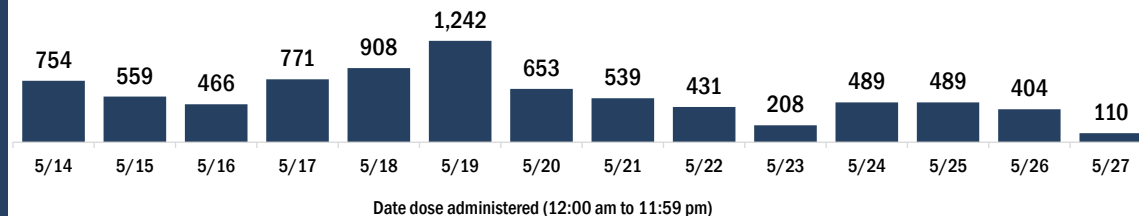
Demographic summary	First dose	Series complete	Total people vaccinated
Age group	27,760	147,336	175,096
12-14 years	1,489	0	1,489
15-24 years	3,415	6,901	10,316
25-34 years	3,085	8,728	11,813
35-44 years	3,543	11,792	15,335
45-54 years	3,893	16,632	20,525
55-64 years	4,586	27,041	31,627
65-74 years	4,094	41,248	45,342
75-84 years	2,583	27,110	29,693
85+ years	1,072	7,884	8,956
Race	27,760	147,336	175,096
White	16,982	107,230	124,212
Black	2,118	8,242	10,360
American Indian/Alaskan	195	844	1,039
Other	3,556	13,625	17,181
Unknown	4,909	17,395	22,304
Other race includes Asian, native Hawaiian/Pacific Islander, or other.			
Ethnicity	27,760	147,336	175,096
Hispanic	4,228	12,952	17,180
Non-Hispanic	12,211	86,071	98,282
Unknown	11,321	48,313	59,634
Gender	27,760	147,336	175,096
Female	14,936	81,586	96,522
Male	12,780	65,635	78,415
Unknown	44	115	159

COVID-19 doses administered for the past 2 weeks

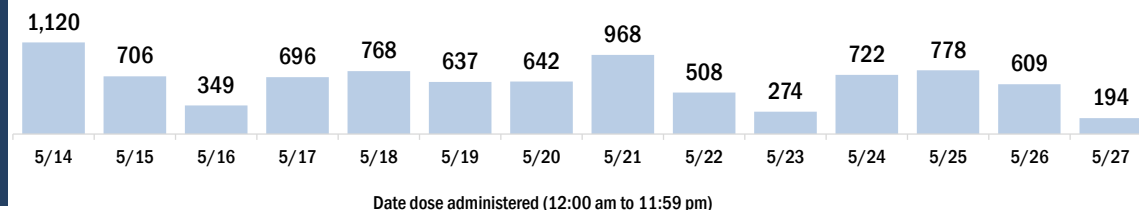


Persons vaccinated for COVID-19 for the past 2 weeks

Number of persons who received their first dose of a two-dose series of the COVID-19 vaccine



Number of persons who completed the COVID-19 vaccine series



COVID-19: Lee County vaccine summary

Vaccination data through May 27, 2021 as of May 28, 2021 at 12:05 AM

Data in this report are provisional and subject to change.

Data in this summary pertain to COVID-19 vaccines approved by the U.S. Food and Drug Administration and have been issued an Emergency Use Authorization (Janssen COVID-19 Vaccine, Moderna COVID-19 Vaccine and Pfizer-BioNTech COVID-19 Vaccine). These data summarize the number of people who have received either their first dose or have completed the series for a COVID-19 vaccine. **A person can only be counted in one category, first dose or series complete.** For persons receiving Moderna or Pfizer vaccines, once they receive their second dose, they are moved from the first dose column to the series completed column. **Because of this, the total first dose category may show a change from report to report not matching the total receiving their first dose from the previous day.** Persons receiving Johnson & Johnson vaccines will always be counted in the series completed column.

COVID-19 doses for vaccinated persons in Florida

Doses administered 644,401

People receiving one dose of a 1-dose series (Johnson & Johnson) or receiving only one dose of a 2-dose series (Moderna, Pfizer) count once. Persons receiving both doses of a 2-dose series count twice.

Current status of persons vaccinated for COVID-19 in Florida

Total people vaccinated 363,075

First dose 63,064

Series completed 300,011

Completed 1-dose series 18,685

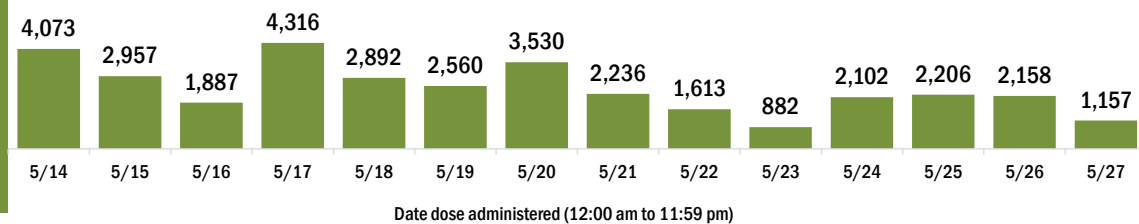
Completed 2-dose series 281,326

First dose: current number of people who have only received their first dose of the Moderna or Pfizer vaccine.

Series complete: current number of people who have received both Moderna or Pfizer vaccine doses or one Johnson & Johnson dose and are considered fully immunized.

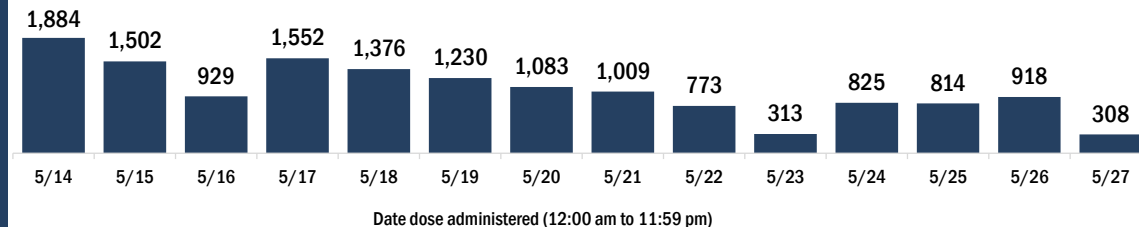
Demographic summary	First dose	Series complete	Total people vaccinated
Age group	63,064	300,011	363,075
12-14 years	1,539	0	1,539
15-24 years	6,664	9,369	16,033
25-34 years	6,034	14,721	20,755
35-44 years	7,639	20,255	27,894
45-54 years	8,818	30,162	38,980
55-64 years	11,453	57,723	69,176
65-74 years	11,355	95,934	107,289
75-84 years	7,047	56,737	63,784
85+ years	2,515	15,110	17,625
Race	63,064	300,011	363,075
White	41,135	213,386	254,521
Black	3,008	8,325	11,333
American Indian/Alaskan	252	1,047	1,299
Other	6,811	21,612	28,423
Unknown	11,858	55,641	67,499
Other race includes Asian, native Hawaiian/Pacific Islander, or other.			
Ethnicity	63,064	300,011	363,075
Hispanic	12,234	28,436	40,670
Non-Hispanic	28,239	168,210	196,449
Unknown	22,591	103,365	125,956
Gender	63,064	300,011	363,075
Female	33,450	164,486	197,936
Male	29,448	135,071	164,519
Unknown	166	454	620

COVID-19 doses administered for the past 2 weeks

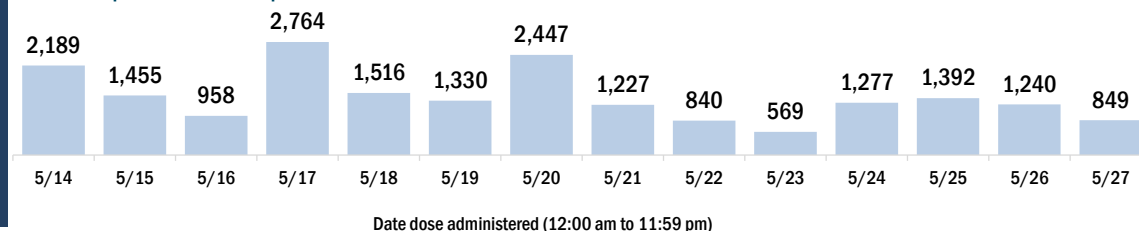


Persons vaccinated for COVID-19 for the past 2 weeks

Number of persons who received their first dose of a two-dose series of the COVID-19 vaccine



Number of persons who completed the COVID-19 vaccine series



COVID-19: Leon County vaccine summary

Vaccination data through May 27, 2021 as of May 28, 2021 at 12:05 AM

Data in this report are provisional and subject to change.

Data in this summary pertain to COVID-19 vaccines approved by the U.S. Food and Drug Administration and have been issued an Emergency Use Authorization (Janssen COVID-19 Vaccine, Moderna COVID-19 Vaccine and Pfizer-BioNTech COVID-19 Vaccine). These data summarize the number of people who have received either their first dose or have completed the series for a COVID-19 vaccine. **A person can only be counted in one category, first dose or series complete.** For persons receiving Moderna or Pfizer vaccines, once they receive their second dose, they are moved from the first dose column to the series completed column. **Because of this, the total first dose category may show a change from report to report not matching the total receiving their first dose from the previous day.** Persons receiving Johnson & Johnson vaccines will always be counted in the series completed column.

COVID-19 doses for vaccinated persons in Florida

Doses administered 222,091

People receiving one dose of a 1-dose series (Johnson & Johnson) or receiving only one dose of a 2-dose series (Moderna, Pfizer) count once. Persons receiving both doses of a 2-dose series count twice.

Current status of persons vaccinated for COVID-19 in Florida

Total people vaccinated 123,816

First dose 20,191

Series completed 103,625

Completed 1-dose series 5,350

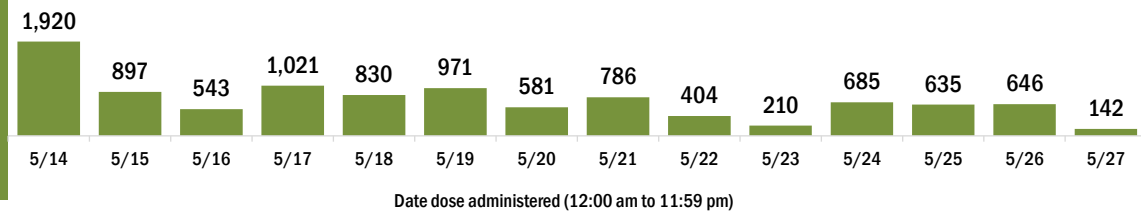
Completed 2-dose series 98,275

First dose: current number of people who have only received their first dose of the Moderna or Pfizer vaccine.

Series complete: current number of people who have received both Moderna or Pfizer vaccine doses or one Johnson & Johnson dose and are considered fully immunized.

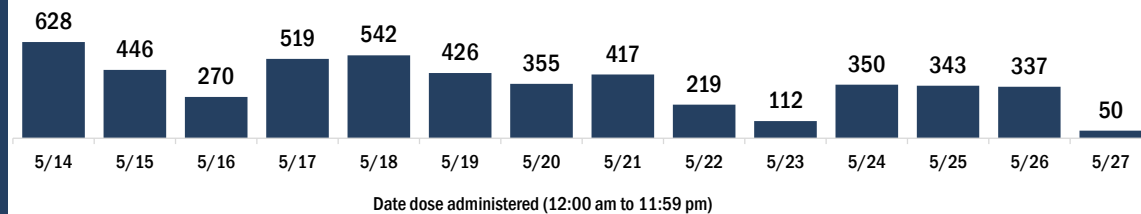
Demographic summary	First dose	Series complete	Total people vaccinated
Age group	20,191	103,625	123,816
12-14 years	1,052	0	1,052
15-24 years	4,366	11,206	15,572
25-34 years	3,217	12,806	16,023
35-44 years	2,954	13,251	16,205
45-54 years	2,600	14,719	17,319
55-64 years	2,395	19,426	21,821
65-74 years	2,032	20,057	22,089
75-84 years	997	9,045	10,042
85+ years	578	3,115	3,693
Race	20,191	103,625	123,816
White	10,760	60,297	71,057
Black	3,913	14,908	18,821
American Indian/Alaskan	74	321	395
Other	2,535	18,040	20,575
Unknown	2,909	10,059	12,968
Other race includes Asian, native Hawaiian/Pacific Islander, or other.			
Ethnicity	20,191	103,625	123,816
Hispanic	1,445	5,236	6,681
Non-Hispanic	12,662	74,880	87,542
Unknown	6,084	23,509	29,593
Gender	20,191	103,625	123,816
Female	10,990	58,683	69,673
Male	9,153	44,897	54,050
Unknown	48	45	93

COVID-19 doses administered for the past 2 weeks

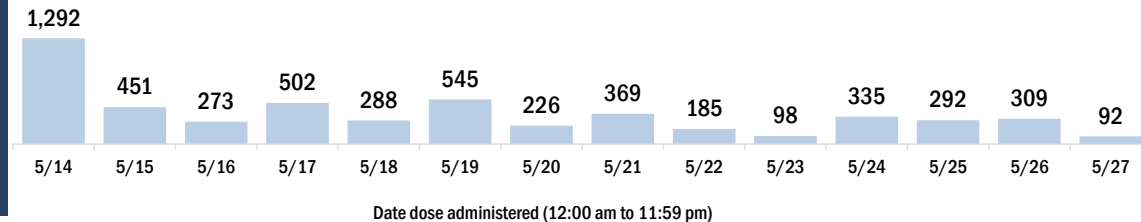


Persons vaccinated for COVID-19 for the past 2 weeks

Number of persons who received their first dose of a two-dose series of the COVID-19 vaccine



Number of persons who completed the COVID-19 vaccine series



COVID-19: Levy County vaccine summary

Vaccination data through May 27, 2021 as of May 28, 2021 at 12:05 AM

Data in this report are provisional and subject to change.

Data in this summary pertain to COVID-19 vaccines approved by the U.S. Food and Drug Administration and have been issued an Emergency Use Authorization (Janssen COVID-19 Vaccine, Moderna COVID-19 Vaccine and Pfizer-BioNTech COVID-19 Vaccine). These data summarize the number of people who have received either their first dose or have completed the series for a COVID-19 vaccine. **A person can only be counted in one category, first dose or series complete.** For persons receiving Moderna or Pfizer vaccines, once they receive their second dose, they are moved from the first dose column to the series completed column. **Because of this, the total first dose category may show a change from report to report not matching the total receiving their first dose from the previous day.** Persons receiving Johnson & Johnson vaccines will always be counted in the series completed column.

COVID-19 doses for vaccinated persons in Florida

Doses administered 23,005

People receiving one dose of a 1-dose series (Johnson & Johnson) or receiving only one dose of a 2-dose series (Moderna, Pfizer) count once. Persons receiving both doses of a 2-dose series count twice.

Current status of persons vaccinated for COVID-19 in Florida

Total people vaccinated 13,203

First dose 1,921

Series completed 11,282

Completed 1-dose series 1,480

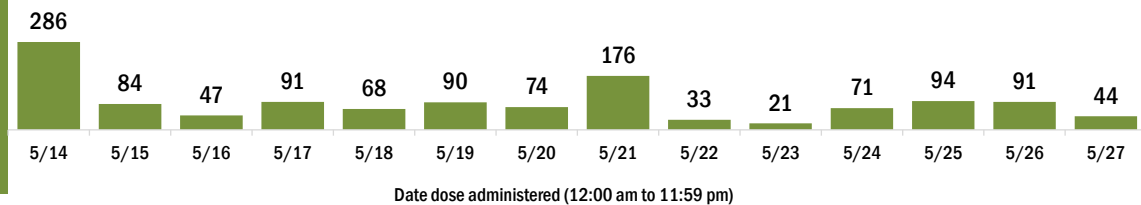
Completed 2-dose series 9,802

First dose: current number of people who have only received their first dose of the Moderna or Pfizer vaccine.

Series complete: current number of people who have received both Moderna or Pfizer vaccine doses or one Johnson & Johnson dose and are considered fully immunized.

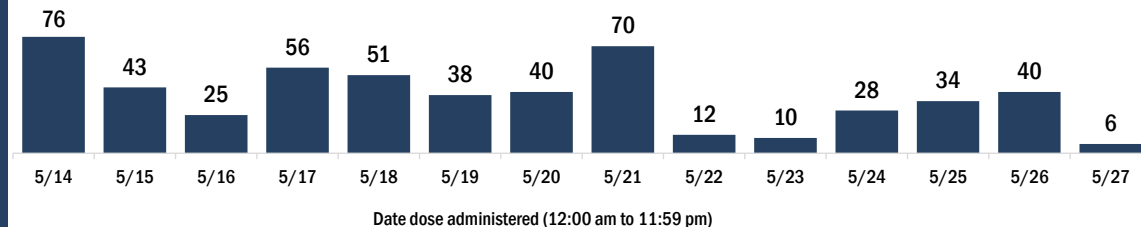
Demographic summary	First dose	Series complete	Total people vaccinated
Age group	1,921	11,282	13,203
12-14 years	37	0	37
15-24 years	162	277	439
25-34 years	192	455	647
35-44 years	219	620	839
45-54 years	247	1,091	1,338
55-64 years	454	2,505	2,959
65-74 years	381	3,822	4,203
75-84 years	180	2,023	2,203
85+ years	49	489	538
Race	1,921	11,282	13,203
White	1,321	8,928	10,249
Black	186	730	916
American Indian/Alaskan	10	57	67
Other	189	642	831
Unknown	215	925	1,140
Other race includes Asian, native Hawaiian/Pacific Islander, or other.			
Ethnicity	1,921	11,282	13,203
Hispanic	194	577	771
Non-Hispanic	1,186	8,191	9,377
Unknown	541	2,514	3,055
Gender	1,921	11,282	13,203
Female	1,070	6,330	7,400
Male	849	4,951	5,800
Unknown	2	1	3

COVID-19 doses administered for the past 2 weeks

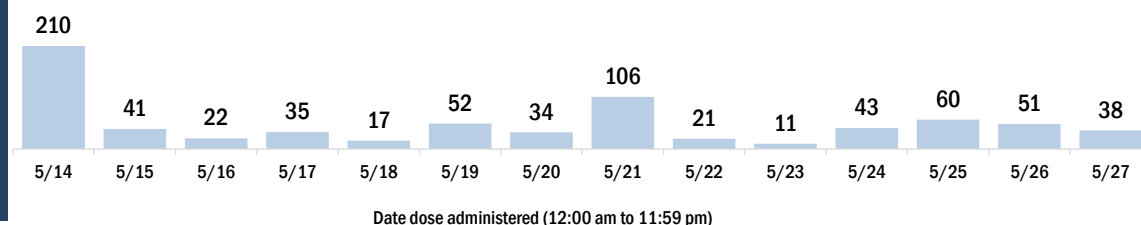


Persons vaccinated for COVID-19 for the past 2 weeks

Number of persons who received their first dose of a two-dose series of the COVID-19 vaccine



Number of persons who completed the COVID-19 vaccine series



COVID-19: Liberty County vaccine summary

Vaccination data through May 27, 2021 as of May 28, 2021 at 12:05 AM

Data in this report are provisional and subject to change.

Data in this summary pertain to COVID-19 vaccines approved by the U.S. Food and Drug Administration and have been issued an Emergency Use Authorization (Janssen COVID-19 Vaccine, Moderna COVID-19 Vaccine and Pfizer-BioNTech COVID-19 Vaccine). These data summarize the number of people who have received either their first dose or have completed the series for a COVID-19 vaccine. **A person can only be counted in one category, first dose or series complete.** For persons receiving Moderna or Pfizer vaccines, once they receive their second dose, they are moved from the first dose column to the series completed column. **Because of this, the total first dose category may show a change from report to report not matching the total receiving their first dose from the previous day.** Persons receiving Johnson & Johnson vaccines will always be counted in the series completed column.

COVID-19 doses for vaccinated persons in Florida

Doses administered 3,866

People receiving one dose of a 1-dose series (Johnson & Johnson) or receiving only one dose of a 2-dose series (Moderna, Pfizer) count once. Persons receiving both doses of a 2-dose series count twice.

Current status of persons vaccinated for COVID-19 in Florida

Total people vaccinated 2,153

First dose 329

Series completed 1,824

Completed 1-dose series 111

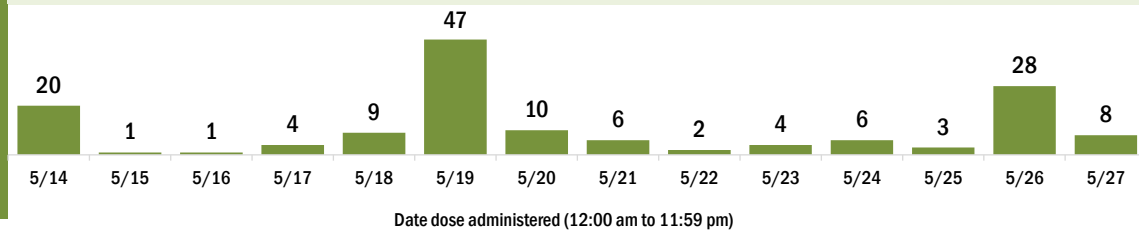
Completed 2-dose series 1,713

First dose: current number of people who have only received their first dose of the Moderna or Pfizer vaccine.

Series complete: current number of people who have received both Moderna or Pfizer vaccine doses or one Johnson & Johnson dose and are considered fully immunized.

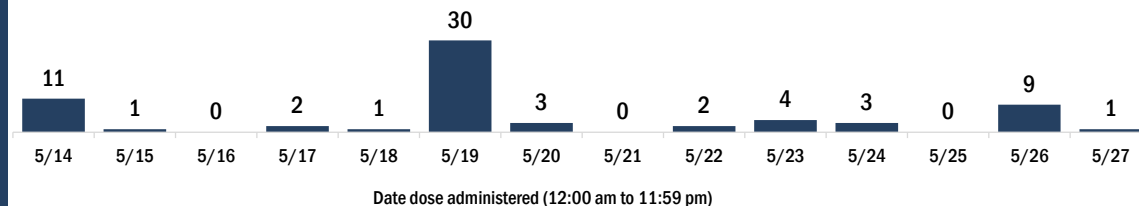
Demographic summary	First dose	Series complete	Total people vaccinated
Age group	329	1,824	2,153
12-14 years	0	0	0
15-24 years	25	45	70
25-34 years	48	111	159
35-44 years	56	213	269
45-54 years	64	264	328
55-64 years	73	440	513
65-74 years	41	457	498
75-84 years	18	235	253
85+ years	4	59	63
Race	329	1,824	2,153
White	150	1,105	1,255
Black	43	184	227
American Indian/Alaskan	2	11	13
Other	21	132	153
Unknown	113	392	505
Other race includes Asian, native Hawaiian/Pacific Islander, or other.			
Ethnicity	329	1,824	2,153
Hispanic	15	27	42
Non-Hispanic	105	815	920
Unknown	209	982	1,191
Gender	329	1,824	2,153
Female	110	782	892
Male	219	1,042	1,261
Unknown	0	0	0

COVID-19 doses administered for the past 2 weeks

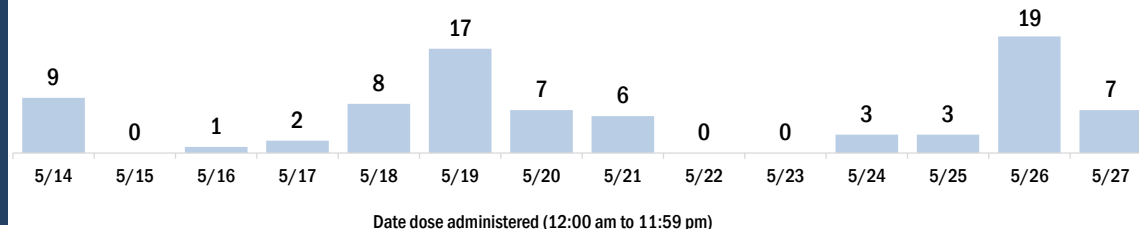


Persons vaccinated for COVID-19 for the past 2 weeks

Number of persons who received their first dose of a two-dose series of the COVID-19 vaccine



Number of persons who completed the COVID-19 vaccine series



COVID-19: Madison County vaccine summary

Vaccination data through May 27, 2021 as of May 28, 2021 at 12:05 AM

Data in this report are provisional and subject to change.

Data in this summary pertain to COVID-19 vaccines approved by the U.S. Food and Drug Administration and have been issued an Emergency Use Authorization (Janssen COVID-19 Vaccine, Moderna COVID-19 Vaccine and Pfizer-BioNTech COVID-19 Vaccine). These data summarize the number of people who have received either their first dose or have completed the series for a COVID-19 vaccine. **A person can only be counted in one category, first dose or series complete.** For persons receiving Moderna or Pfizer vaccines, once they receive their second dose, they are moved from the first dose column to the series completed column. **Because of this, the total first dose category may show a change from report to report not matching the total receiving their first dose from the previous day.** Persons receiving Johnson & Johnson vaccines will always be counted in the series completed column.

COVID-19 doses for vaccinated persons in Florida

Doses administered 10,336

People receiving one dose of a 1-dose series (Johnson & Johnson) or receiving only one dose of a 2-dose series (Moderna, Pfizer) count once. Persons receiving both doses of a 2-dose series count twice.

Current status of persons vaccinated for COVID-19 in Florida

Total people vaccinated 5,898

First dose 966

Series completed 4,932

Completed 1-dose series 494

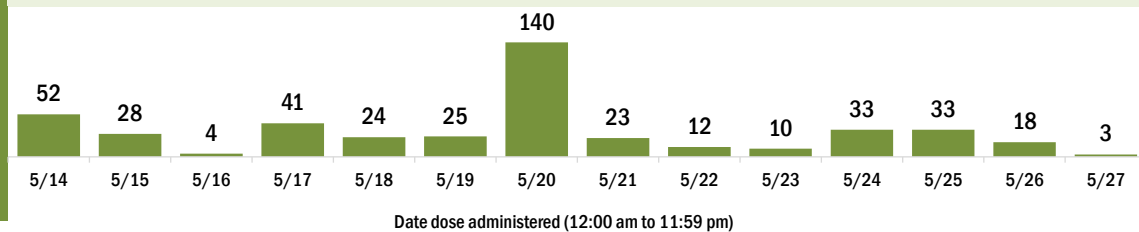
Completed 2-dose series 4,438

First dose: current number of people who have only received their first dose of the Moderna or Pfizer vaccine.

Series complete: current number of people who have received both Moderna or Pfizer vaccine doses or one Johnson & Johnson dose and are considered fully immunized.

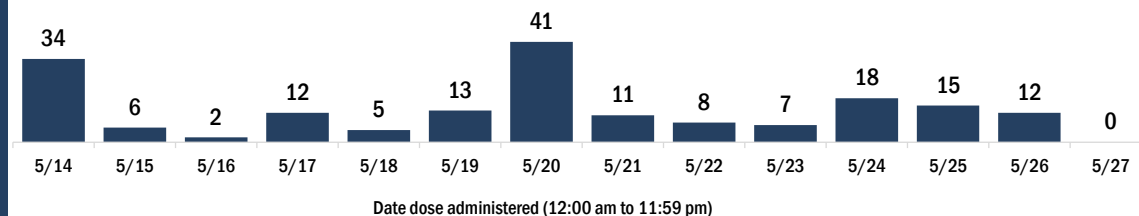
Demographic summary	First dose	Series complete	Total people vaccinated
Age group	966	4,932	5,898
12-14 years	8	0	8
15-24 years	69	112	181
25-34 years	102	232	334
35-44 years	122	440	562
45-54 years	177	657	834
55-64 years	276	1,042	1,318
65-74 years	125	1,475	1,600
75-84 years	64	769	833
85+ years	23	205	228
Race	966	4,932	5,898
White	454	2,712	3,166
Black	348	1,578	1,926
American Indian/Alaskan	0	8	8
Other	76	390	466
Unknown	88	244	332
Other race includes Asian, native Hawaiian/Pacific Islander, or other.			
Ethnicity	966	4,932	5,898
Hispanic	48	237	285
Non-Hispanic	720	2,973	3,693
Unknown	198	1,722	1,920
Gender	966	4,932	5,898
Female	467	2,431	2,898
Male	499	2,501	3,000
Unknown	0	0	0

COVID-19 doses administered for the past 2 weeks

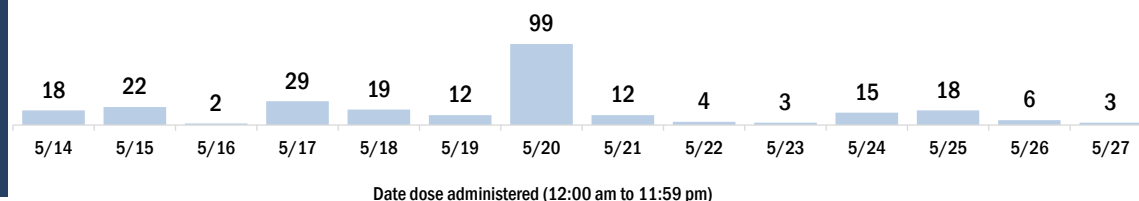


Persons vaccinated for COVID-19 for the past 2 weeks

Number of persons who received their first dose of a two-dose series of the COVID-19 vaccine



Number of persons who completed the COVID-19 vaccine series



COVID-19: Manatee County vaccine summary

Vaccination data through May 27, 2021 as of May 28, 2021 at 12:05 AM

Data in this report are provisional and subject to change.

Data in this summary pertain to COVID-19 vaccines approved by the U.S. Food and Drug Administration and have been issued an Emergency Use Authorization (Janssen COVID-19 Vaccine, Moderna COVID-19 Vaccine and Pfizer-BioNTech COVID-19 Vaccine). These data summarize the number of people who have received either their first dose or have completed the series for a COVID-19 vaccine. **A person can only be counted in one category, first dose or series complete.** For persons receiving Moderna or Pfizer vaccines, once they receive their second dose, they are moved from the first dose column to the series completed column. **Because of this, the total first dose category may show a change from report to report not matching the total receiving their first dose from the previous day.** Persons receiving Johnson & Johnson vaccines will always be counted in the series completed column.

COVID-19 doses for vaccinated persons in Florida

Doses administered 332,012

People receiving one dose of a 1-dose series (Johnson & Johnson) or receiving only one dose of a 2-dose series (Moderna, Pfizer) count once. Persons receiving both doses of a 2-dose series count twice.

Current status of persons vaccinated for COVID-19 in Florida

Total people vaccinated 187,145

First dose 33,338

Series completed 153,807

Completed 1-dose series 8,940

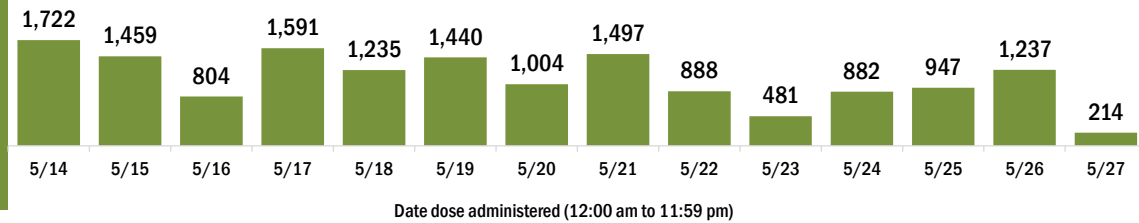
Completed 2-dose series 144,867

First dose: current number of people who have only received their first dose of the Moderna or Pfizer vaccine.

Series complete: current number of people who have received both Moderna or Pfizer vaccine doses or one Johnson & Johnson dose and are considered fully immunized.

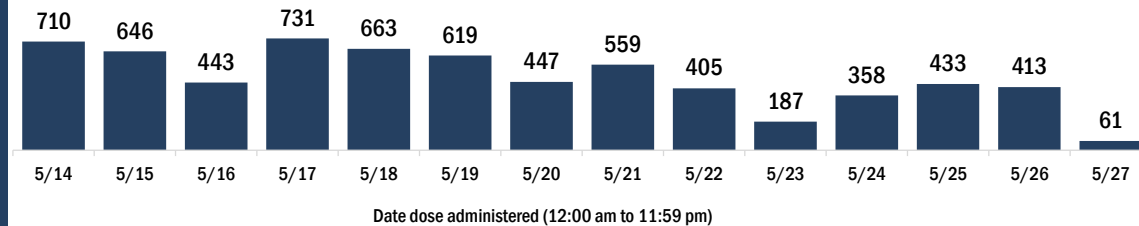
Demographic summary	First dose	Series complete	Total people vaccinated
Age group	33,338	153,807	187,145
12-14 years	827	0	827
15-24 years	3,164	5,916	9,080
25-34 years	2,990	8,560	11,550
35-44 years	3,546	11,774	15,320
45-54 years	4,483	17,634	22,117
55-64 years	5,781	31,064	36,845
65-74 years	6,696	45,520	52,216
75-84 years	4,230	25,594	29,824
85+ years	1,621	7,745	9,366
Race	33,338	153,807	187,145
White	23,046	115,875	138,921
Black	1,483	5,195	6,678
American Indian/Alaskan	155	624	779
Other	3,163	12,847	16,010
Unknown	5,491	19,266	24,757
Other race includes Asian, native Hawaiian/Pacific Islander, or other.			
Ethnicity	33,338	153,807	187,145
Hispanic	4,051	10,505	14,556
Non-Hispanic	17,513	92,183	109,696
Unknown	11,774	51,119	62,893
Gender	33,338	153,807	187,145
Female	17,846	84,492	102,338
Male	15,387	69,233	84,620
Unknown	105	82	187

COVID-19 doses administered for the past 2 weeks

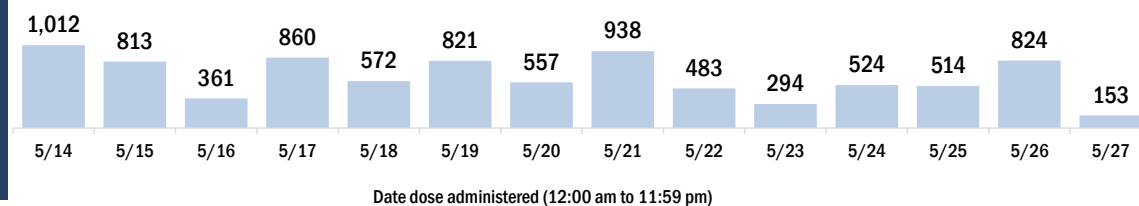


Persons vaccinated for COVID-19 for the past 2 weeks

Number of persons who received their first dose of a two-dose series of the COVID-19 vaccine



Number of persons who completed the COVID-19 vaccine series



COVID-19: Marion County vaccine summary

Vaccination data through May 27, 2021 as of May 28, 2021 at 12:05 AM

Data in this report are provisional and subject to change.

Data in this summary pertain to COVID-19 vaccines approved by the U.S. Food and Drug Administration and have been issued an Emergency Use Authorization (Janssen COVID-19 Vaccine, Moderna COVID-19 Vaccine and Pfizer-BioNTech COVID-19 Vaccine). These data summarize the number of people who have received either their first dose or have completed the series for a COVID-19 vaccine. **A person can only be counted in one category, first dose or series complete.** For persons receiving Moderna or Pfizer vaccines, once they receive their second dose, they are moved from the first dose column to the series completed column. **Because of this, the total first dose category may show a change from report to report not matching the total receiving their first dose from the previous day.** Persons receiving Johnson & Johnson vaccines will always be counted in the series completed column.

COVID-19 doses for vaccinated persons in Florida

Doses administered 276,433

People receiving one dose of a 1-dose series (Johnson & Johnson) or receiving only one dose of a 2-dose series (Moderna, Pfizer) count once. Persons receiving both doses of a 2-dose series count twice.

Current status of persons vaccinated for COVID-19 in Florida

Total people vaccinated 153,558

First dose 23,547

Series completed 130,011

Completed 1-dose series 7,136

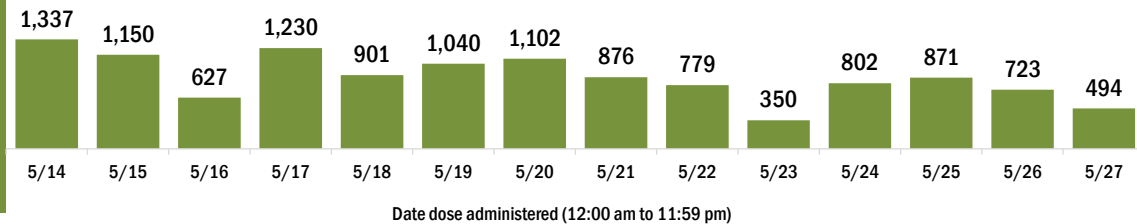
Completed 2-dose series 122,875

First dose: current number of people who have only received their first dose of the Moderna or Pfizer vaccine.

Series complete: current number of people who have received both Moderna or Pfizer vaccine doses or one Johnson & Johnson dose and are considered fully immunized.

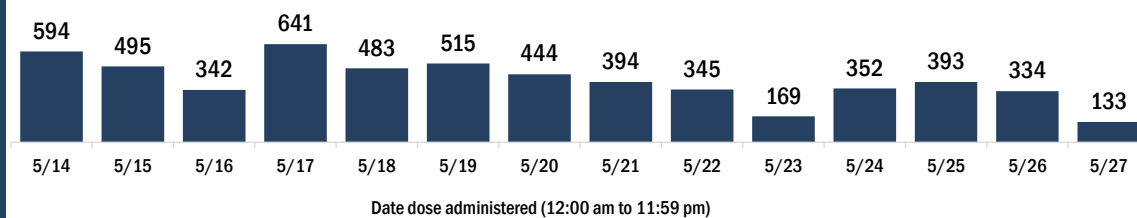
Demographic summary	First dose	Series complete	Total people vaccinated
Age group	23,547	130,011	153,558
12-14 years	570	0	570
15-24 years	2,309	4,356	6,665
25-34 years	2,228	6,262	8,490
35-44 years	2,611	8,523	11,134
45-54 years	3,275	12,779	16,054
55-64 years	4,672	23,854	28,526
65-74 years	4,052	39,659	43,711
75-84 years	2,717	26,977	29,694
85+ years	1,113	7,601	8,714
Race	23,547	130,011	153,558
White	14,204	90,199	104,403
Black	2,028	9,033	11,061
American Indian/Alaskan	107	506	613
Other	3,022	12,045	15,067
Unknown	4,186	18,228	22,414
Other race includes Asian, native Hawaiian/Pacific Islander, or other.			
Ethnicity	23,547	130,011	153,558
Hispanic	3,277	10,886	14,163
Non-Hispanic	11,443	79,327	90,770
Unknown	8,827	39,798	48,625
Gender	23,547	130,011	153,558
Female	13,022	73,589	86,611
Male	10,482	56,369	66,851
Unknown	43	53	96

COVID-19 doses administered for the past 2 weeks

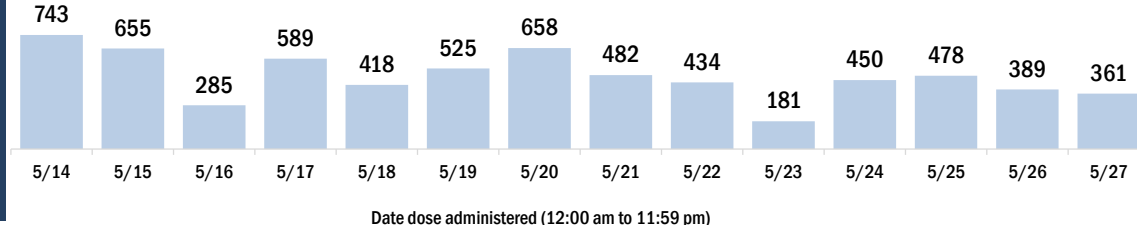


Persons vaccinated for COVID-19 for the past 2 weeks

Number of persons who received their first dose of a two-dose series of the COVID-19 vaccine



Number of persons who completed the COVID-19 vaccine series



COVID-19: Martin County vaccine summary

Vaccination data through May 27, 2021 as of May 28, 2021 at 12:05 AM

Data in this report are provisional and subject to change.

Data in this summary pertain to COVID-19 vaccines approved by the U.S. Food and Drug Administration and have been issued an Emergency Use Authorization (Janssen COVID-19 Vaccine, Moderna COVID-19 Vaccine and Pfizer-BioNTech COVID-19 Vaccine). These data summarize the number of people who have received either their first dose or have completed the series for a COVID-19 vaccine. **A person can only be counted in one category, first dose or series complete.** For persons receiving Moderna or Pfizer vaccines, once they receive their second dose, they are moved from the first dose column to the series completed column. **Because of this, the total first dose category may show a change from report to report not matching the total receiving their first dose from the previous day.** Persons receiving Johnson & Johnson vaccines will always be counted in the series completed column.

COVID-19 doses for vaccinated persons in Florida

Doses administered 143,627

People receiving one dose of a 1-dose series (Johnson & Johnson) or receiving only one dose of a 2-dose series (Moderna, Pfizer) count once. Persons receiving both doses of a 2-dose series count twice.

Current status of persons vaccinated for COVID-19 in Florida

Total people vaccinated 81,137

First dose 14,318

Series completed 66,819

Completed 1-dose series 4,329

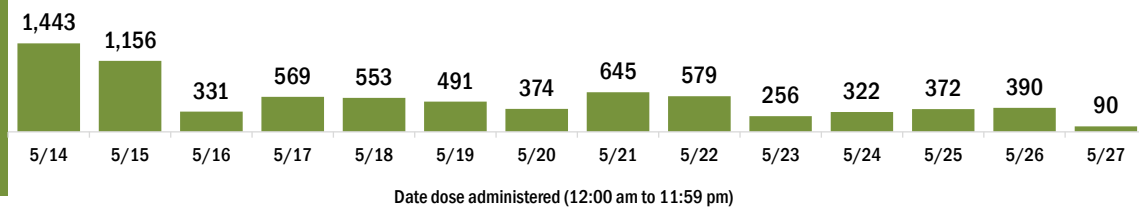
Completed 2-dose series 62,490

First dose: current number of people who have only received their first dose of the Moderna or Pfizer vaccine.

Series complete: current number of people who have received both Moderna or Pfizer vaccine doses or one Johnson & Johnson dose and are considered fully immunized.

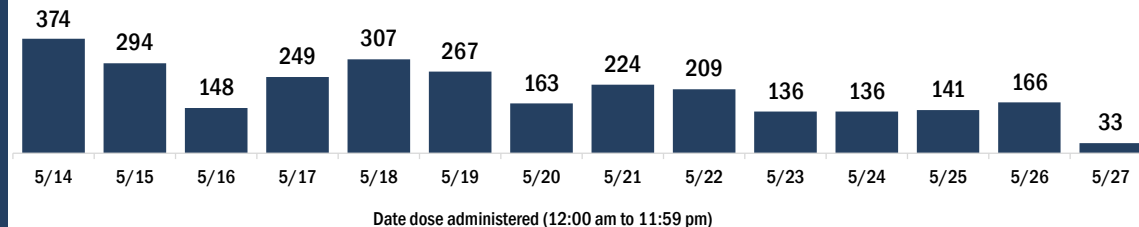
Demographic summary	First dose	Series complete	Total people vaccinated
Age group	14,318	66,819	81,137
12-14 years	356	0	356
15-24 years	1,339	2,164	3,503
25-34 years	1,159	2,760	3,919
35-44 years	1,399	4,405	5,804
45-54 years	2,021	6,762	8,783
55-64 years	3,309	13,680	16,989
65-74 years	2,349	19,304	21,653
75-84 years	1,628	12,990	14,618
85+ years	758	4,754	5,512
Race	14,318	66,819	81,137
White	9,882	45,758	55,640
Black	527	1,697	2,224
American Indian/Alaskan	60	138	198
Other	1,286	4,825	6,111
Unknown	2,563	14,401	16,964
Other race includes Asian, native Hawaiian/Pacific Islander, or other.			
Ethnicity	14,318	66,819	81,137
Hispanic	1,378	3,241	4,619
Non-Hispanic	7,167	30,376	37,543
Unknown	5,773	33,202	38,975
Gender	14,318	66,819	81,137
Female	7,500	36,696	44,196
Male	6,799	30,104	36,903
Unknown	19	19	38

COVID-19 doses administered for the past 2 weeks

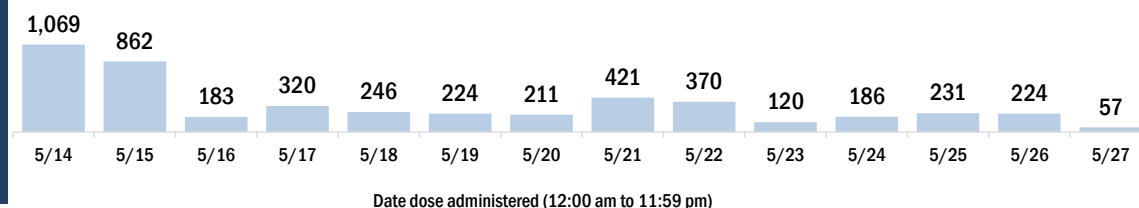


Persons vaccinated for COVID-19 for the past 2 weeks

Number of persons who received their first dose of a two-dose series of the COVID-19 vaccine



Number of persons who completed the COVID-19 vaccine series



COVID-19: Monroe County vaccine summary

Vaccination data through May 27, 2021 as of May 28, 2021 at 12:05 AM

Data in this report are provisional and subject to change.

Data in this summary pertain to COVID-19 vaccines approved by the U.S. Food and Drug Administration and have been issued an Emergency Use Authorization (Janssen COVID-19 Vaccine, Moderna COVID-19 Vaccine and Pfizer-BioNTech COVID-19 Vaccine). These data summarize the number of people who have received either their first dose or have completed the series for a COVID-19 vaccine. **A person can only be counted in one category, first dose or series complete.** For persons receiving Moderna or Pfizer vaccines, once they receive their second dose, they are moved from the first dose column to the series completed column. **Because of this, the total first dose category may show a change from report to report not matching the total receiving their first dose from the previous day.** Persons receiving Johnson & Johnson vaccines will always be counted in the series completed column.

COVID-19 doses for vaccinated persons in Florida

Doses administered 72,591

People receiving one dose of a 1-dose series (Johnson & Johnson) or receiving only one dose of a 2-dose series (Moderna, Pfizer) count once. Persons receiving both doses of a 2-dose series count twice.

Current status of persons vaccinated for COVID-19 in Florida

Total people vaccinated 42,533

First dose 9,308

Series completed 33,225

Completed 1-dose series 3,167

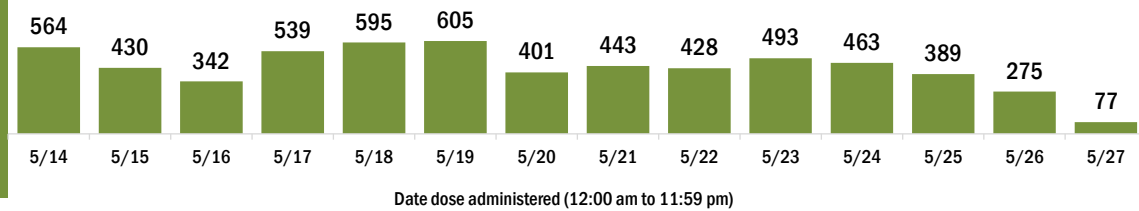
Completed 2-dose series 30,058

First dose: current number of people who have only received their first dose of the Moderna or Pfizer vaccine.

Series complete: current number of people who have received both Moderna or Pfizer vaccine doses or one Johnson & Johnson dose and are considered fully immunized.

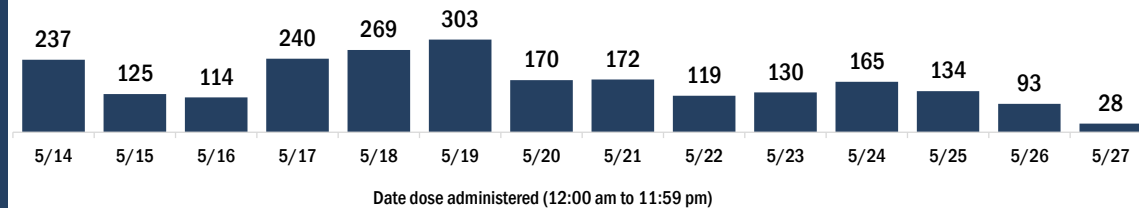
Demographic summary	First dose	Series complete	Total people vaccinated
Age group	9,308	33,225	42,533
12-14 years	138	0	138
15-24 years	782	1,095	1,877
25-34 years	1,163	2,075	3,238
35-44 years	1,379	3,072	4,451
45-54 years	1,691	4,551	6,242
55-64 years	2,009	7,899	9,908
65-74 years	1,452	9,463	10,915
75-84 years	556	4,062	4,618
85+ years	138	1,008	1,146
Race	9,308	33,225	42,533
White	5,984	23,779	29,763
Black	311	759	1,070
American Indian/Alaskan	40	123	163
Other	738	2,035	2,773
Unknown	2,235	6,529	8,764
Other race includes Asian, native Hawaiian/Pacific Islander, or other.			
Ethnicity	9,308	33,225	42,533
Hispanic	1,599	3,817	5,416
Non-Hispanic	4,106	18,120	22,226
Unknown	3,603	11,288	14,891
Gender	9,308	33,225	42,533
Female	4,529	16,989	21,518
Male	4,768	16,233	21,001
Unknown	11	3	14

COVID-19 doses administered for the past 2 weeks

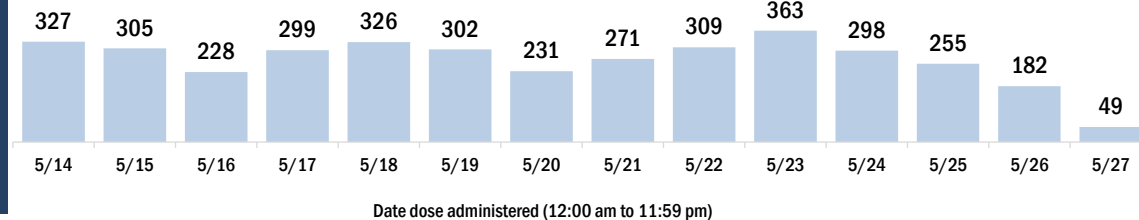


Persons vaccinated for COVID-19 for the past 2 weeks

Number of persons who received their first dose of a two-dose series of the COVID-19 vaccine



Number of persons who completed the COVID-19 vaccine series



COVID-19: Nassau County vaccine summary

Vaccination data through May 27, 2021 as of May 28, 2021 at 12:05 AM

Data in this report are provisional and subject to change.

Data in this summary pertain to COVID-19 vaccines approved by the U.S. Food and Drug Administration and have been issued an Emergency Use Authorization (Janssen COVID-19 Vaccine, Moderna COVID-19 Vaccine and Pfizer-BioNTech COVID-19 Vaccine). These data summarize the number of people who have received either their first dose or have completed the series for a COVID-19 vaccine. **A person can only be counted in one category, first dose or series complete.** For persons receiving Moderna or Pfizer vaccines, once they receive their second dose, they are moved from the first dose column to the series completed column. **Because of this, the total first dose category may show a change from report to report not matching the total receiving their first dose from the previous day.** Persons receiving Johnson & Johnson vaccines will always be counted in the series completed column.

COVID-19 doses for vaccinated persons in Florida

Doses administered 65,855

People receiving one dose of a 1-dose series (Johnson & Johnson) or receiving only one dose of a 2-dose series (Moderna, Pfizer) count once. Persons receiving both doses of a 2-dose series count twice.

Current status of persons vaccinated for COVID-19 in Florida

Total people vaccinated 36,214

First dose 3,951

Series completed 32,263

Completed 1-dose series 2,622

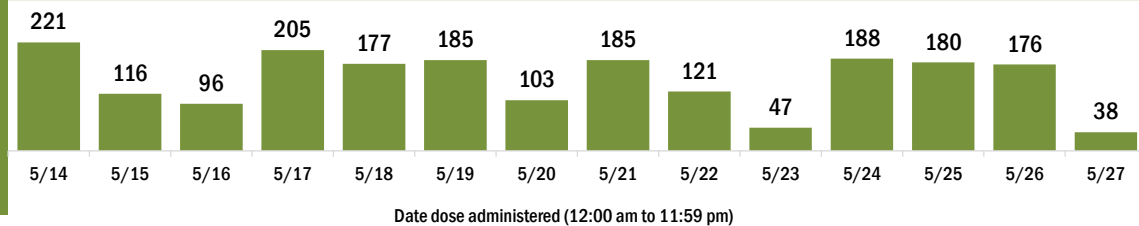
Completed 2-dose series 29,641

First dose: current number of people who have only received their first dose of the Moderna or Pfizer vaccine.

Series complete: current number of people who have received both Moderna or Pfizer vaccine doses or one Johnson & Johnson dose and are considered fully immunized.

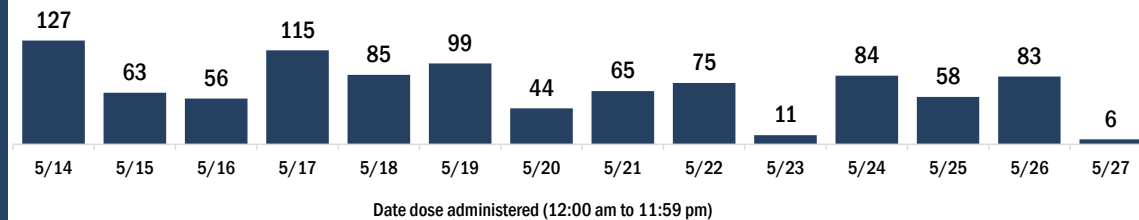
Demographic summary	First dose	Series complete	Total people vaccinated
Age group	3,951	32,263	36,214
12-14 years	152	0	152
15-24 years	499	1,195	1,694
25-34 years	395	1,551	1,946
35-44 years	443	2,539	2,982
45-54 years	540	3,708	4,248
55-64 years	686	7,335	8,021
65-74 years	713	9,835	10,548
75-84 years	396	4,745	5,141
85+ years	127	1,355	1,482
Race	3,951	32,263	36,214
White	2,805	26,107	28,912
Black	208	1,524	1,732
American Indian/Alaskan	18	128	146
Other	265	1,637	1,902
Unknown	655	2,867	3,522
Other race includes Asian, native Hawaiian/Pacific Islander, or other.			
Ethnicity	3,951	32,263	36,214
Hispanic	182	943	1,125
Non-Hispanic	2,494	25,235	27,729
Unknown	1,275	6,085	7,360
Gender	3,951	32,263	36,214
Female	2,141	17,870	20,011
Male	1,804	14,390	16,194
Unknown	6	3	9

COVID-19 doses administered for the past 2 weeks

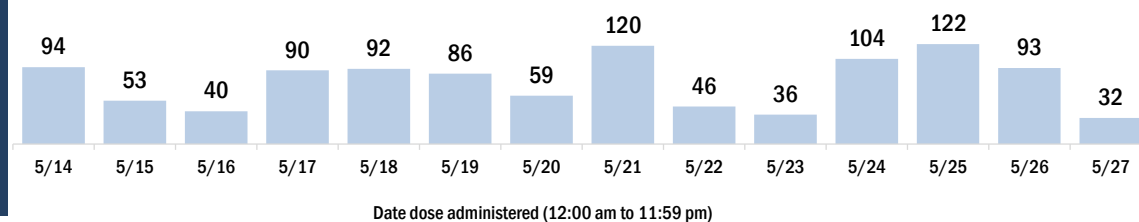


Persons vaccinated for COVID-19 for the past 2 weeks

Number of persons who received their first dose of a two-dose series of the COVID-19 vaccine



Number of persons who completed the COVID-19 vaccine series



COVID-19: Okaloosa County vaccine summary

Vaccination data through May 27, 2021 as of May 28, 2021 at 12:05 AM

Data in this report are provisional and subject to change.

Data in this summary pertain to COVID-19 vaccines approved by the U.S. Food and Drug Administration and have been issued an Emergency Use Authorization (Janssen COVID-19 Vaccine, Moderna COVID-19 Vaccine and Pfizer-BioNTech COVID-19 Vaccine). These data summarize the number of people who have received either their first dose or have completed the series for a COVID-19 vaccine. **A person can only be counted in one category, first dose or series complete.** For persons receiving Moderna or Pfizer vaccines, once they receive their second dose, they are moved from the first dose column to the series completed column. **Because of this, the total first dose category may show a change from report to report not matching the total receiving their first dose from the previous day.** Persons receiving Johnson & Johnson vaccines will always be counted in the series completed column.

COVID-19 doses for vaccinated persons in Florida

Doses administered 119,843

People receiving one dose of a 1-dose series (Johnson & Johnson) or receiving only one dose of a 2-dose series (Moderna, Pfizer) count once. Persons receiving both doses of a 2-dose series count twice.

Current status of persons vaccinated for COVID-19 in Florida

Total people vaccinated 68,136

First dose 11,151

Series completed 56,985

Completed 1-dose series 5,278

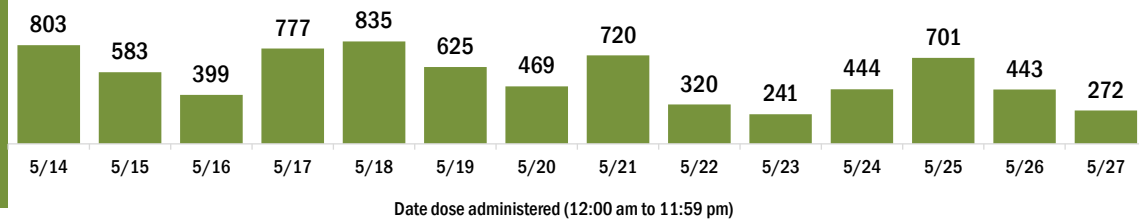
Completed 2-dose series 51,707

First dose: current number of people who have only received their first dose of the Moderna or Pfizer vaccine.

Series complete: current number of people who have received both Moderna or Pfizer vaccine doses or one Johnson & Johnson dose and are considered fully immunized.

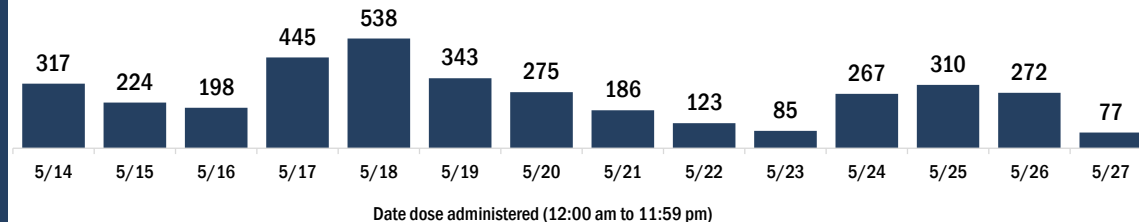
Demographic summary	First dose	Series complete	Total people vaccinated
Age group	11,151	56,985	68,136
12-14 years	455	0	455
15-24 years	1,449	2,654	4,103
25-34 years	1,680	4,321	6,001
35-44 years	1,581	5,659	7,240
45-54 years	1,525	6,939	8,464
55-64 years	1,908	12,830	14,738
65-74 years	1,419	14,179	15,598
75-84 years	826	7,612	8,438
85+ years	308	2,791	3,099
Race	11,151	56,985	68,136
White	6,140	38,905	45,045
Black	742	3,258	4,000
American Indian/Alaskan	77	254	331
Other	1,265	5,481	6,746
Unknown	2,927	9,087	12,014
Other race includes Asian, native Hawaiian/Pacific Islander, or other.			
Ethnicity	11,151	56,985	68,136
Hispanic	866	2,663	3,529
Non-Hispanic	5,178	35,548	40,726
Unknown	5,107	18,774	23,881
Gender	11,151	56,985	68,136
Female	5,981	31,858	37,839
Male	5,063	25,094	30,157
Unknown	107	33	140

COVID-19 doses administered for the past 2 weeks

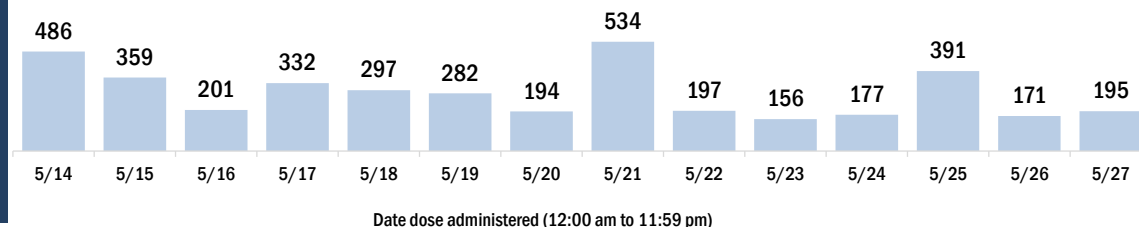


Persons vaccinated for COVID-19 for the past 2 weeks

Number of persons who received their first dose of a two-dose series of the COVID-19 vaccine



Number of persons who completed the COVID-19 vaccine series



COVID-19: Okeechobee County vaccine summary

Vaccination data through May 27, 2021 as of May 28, 2021 at 12:05 AM

Data in this report are provisional and subject to change.

Data in this summary pertain to COVID-19 vaccines approved by the U.S. Food and Drug Administration and have been issued an Emergency Use Authorization (Janssen COVID-19 Vaccine, Moderna COVID-19 Vaccine and Pfizer-BioNTech COVID-19 Vaccine). These data summarize the number of people who have received either their first dose or have completed the series for a COVID-19 vaccine. **A person can only be counted in one category, first dose or series complete.** For persons receiving Moderna or Pfizer vaccines, once they receive their second dose, they are moved from the first dose column to the series completed column. **Because of this, the total first dose category may show a change from report to report not matching the total receiving their first dose from the previous day.** Persons receiving Johnson & Johnson vaccines will always be counted in the series completed column.

COVID-19 doses for vaccinated persons in Florida

Doses administered 22,268

People receiving one dose of a 1-dose series (Johnson & Johnson) or receiving only one dose of a 2-dose series (Moderna, Pfizer) count once. Persons receiving both doses of a 2-dose series count twice.

Current status of persons vaccinated for COVID-19 in Florida

Total people vaccinated 12,524

First dose 1,880

Series completed 10,644

Completed 1-dose series 900

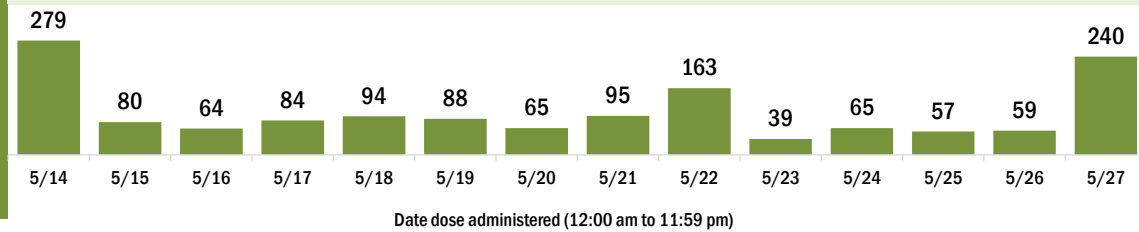
Completed 2-dose series 9,744

First dose: current number of people who have only received their first dose of the Moderna or Pfizer vaccine.

Series complete: current number of people who have received both Moderna or Pfizer vaccine doses or one Johnson & Johnson dose and are considered fully immunized.

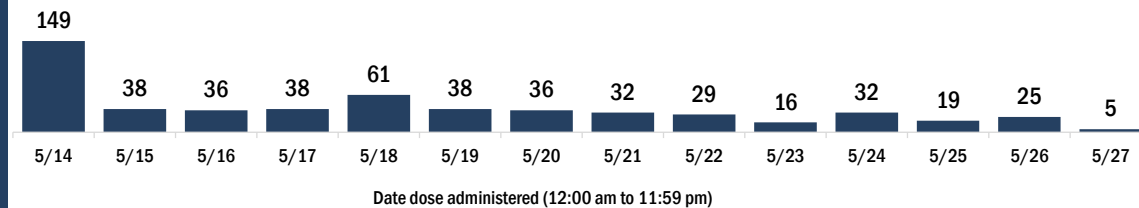
Demographic summary	First dose	Series complete	Total people vaccinated
Age group	1,880	10,644	12,524
12-14 years	30	0	30
15-24 years	183	338	521
25-34 years	213	616	829
35-44 years	244	861	1,105
45-54 years	304	1,261	1,565
55-64 years	414	2,084	2,498
65-74 years	287	3,013	3,300
75-84 years	169	1,933	2,102
85+ years	36	538	574
Race	1,880	10,644	12,524
White	1,116	7,849	8,965
Black	90	329	419
American Indian/Alaskan	3	47	50
Other	251	954	1,205
Unknown	420	1,465	1,885
Other race includes Asian, native Hawaiian/Pacific Islander, or other.			
Ethnicity	1,880	10,644	12,524
Hispanic	412	1,474	1,886
Non-Hispanic	786	6,572	7,358
Unknown	682	2,598	3,280
Gender	1,880	10,644	12,524
Female	836	5,404	6,240
Male	1,038	5,240	6,278
Unknown	6	0	6

COVID-19 doses administered for the past 2 weeks

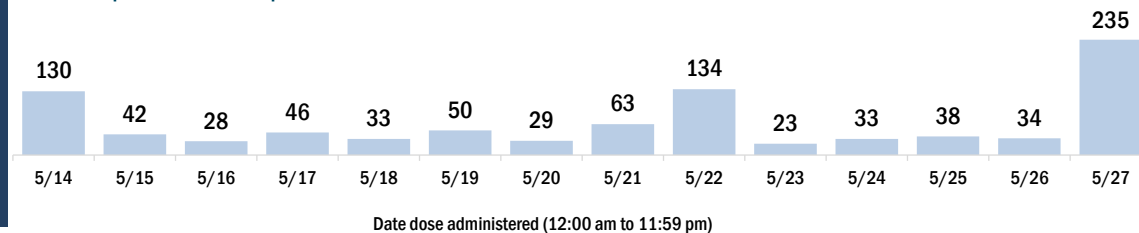


Persons vaccinated for COVID-19 for the past 2 weeks

Number of persons who received their first dose of a two-dose series of the COVID-19 vaccine



Number of persons who completed the COVID-19 vaccine series



COVID-19: Orange County vaccine summary

Vaccination data through May 27, 2021 as of May 28, 2021 at 12:05 AM

Data in this report are provisional and subject to change.

Data in this summary pertain to COVID-19 vaccines approved by the U.S. Food and Drug Administration and have been issued an Emergency Use Authorization (Janssen COVID-19 Vaccine, Moderna COVID-19 Vaccine and Pfizer-BioNTech COVID-19 Vaccine). These data summarize the number of people who have received either their first dose or have completed the series for a COVID-19 vaccine. **A person can only be counted in one category, first dose or series complete.** For persons receiving Moderna or Pfizer vaccines, once they receive their second dose, they are moved from the first dose column to the series completed column. **Because of this, the total first dose category may show a change from report to report not matching the total receiving their first dose from the previous day.** Persons receiving Johnson & Johnson vaccines will always be counted in the series completed column.

COVID-19 doses for vaccinated persons in Florida

Doses administered 1,073,524

People receiving one dose of a 1-dose series (Johnson & Johnson) or receiving only one dose of a 2-dose series (Moderna, Pfizer) count once. Persons receiving both doses of a 2-dose series count twice.

Current status of persons vaccinated for COVID-19 in Florida

Total people vaccinated 634,235

First dose 123,653

Series completed 510,582

Completed 1-dose series 71,293

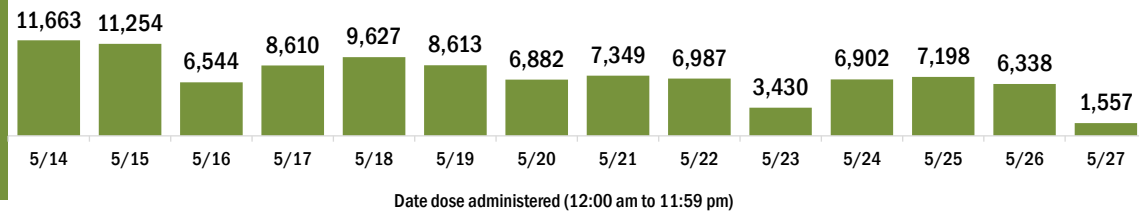
Completed 2-dose series 439,289

First dose: current number of people who have only received their first dose of the Moderna or Pfizer vaccine.

Series complete: current number of people who have received both Moderna or Pfizer vaccine doses or one Johnson & Johnson dose and are considered fully immunized.

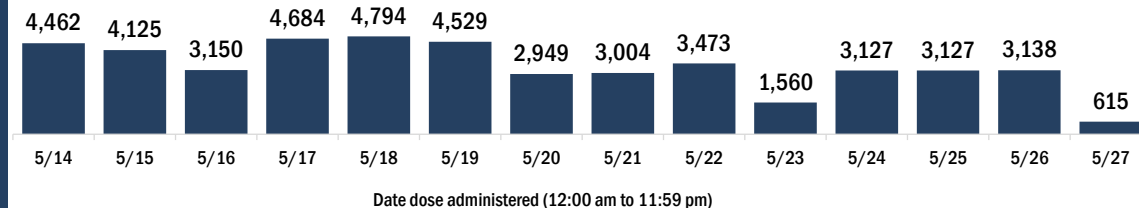
Demographic summary	First dose	Series complete	Total people vaccinated
Age group	123,653	510,582	634,235
12-14 years	7,891	0	7,891
15-24 years	22,397	48,624	71,021
25-34 years	21,894	69,848	91,742
35-44 years	21,254	83,925	105,179
45-54 years	18,769	90,696	109,465
55-64 years	15,089	94,092	109,181
65-74 years	8,711	76,715	85,426
75-84 years	4,508	34,557	39,065
85+ years	3,140	12,125	15,265
Race	123,653	510,582	634,235
White	60,563	300,183	360,746
Black	13,051	41,253	54,304
American Indian/Alaskan	644	1,613	2,257
Other	24,538	87,823	112,361
Unknown	24,857	79,710	104,567
Other race includes Asian, native Hawaiian/Pacific Islander, or other.			
Ethnicity	123,653	510,582	634,235
Hispanic	31,353	73,842	105,195
Non-Hispanic	41,697	246,929	288,626
Unknown	50,603	189,811	240,414
Gender	123,653	510,582	634,235
Female	64,235	275,423	339,658
Male	57,706	234,064	291,770
Unknown	1,712	1,095	2,807

COVID-19 doses administered for the past 2 weeks

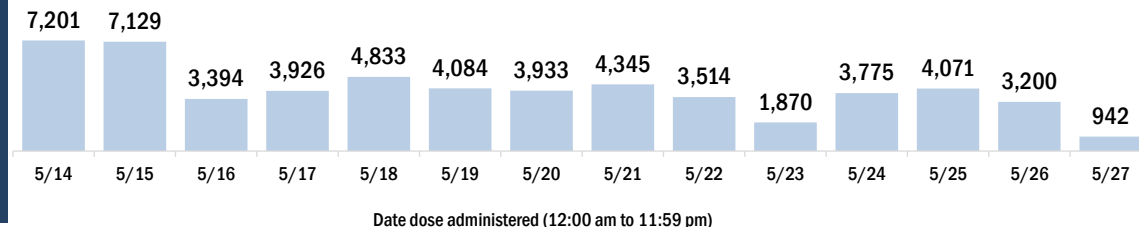


Persons vaccinated for COVID-19 for the past 2 weeks

Number of persons who received their first dose of a two-dose series of the COVID-19 vaccine



Number of persons who completed the COVID-19 vaccine series



COVID-19: Osceola County vaccine summary

Vaccination data through May 27, 2021 as of May 28, 2021 at 12:05 AM

Data in this report are provisional and subject to change.

Data in this summary pertain to COVID-19 vaccines approved by the U.S. Food and Drug Administration and have been issued an Emergency Use Authorization (Janssen COVID-19 Vaccine, Moderna COVID-19 Vaccine and Pfizer-BioNTech COVID-19 Vaccine). These data summarize the number of people who have received either their first dose or have completed the series for a COVID-19 vaccine. **A person can only be counted in one category, first dose or series complete.** For persons receiving Moderna or Pfizer vaccines, once they receive their second dose, they are moved from the first dose column to the series completed column. **Because of this, the total first dose category may show a change from report to report not matching the total receiving their first dose from the previous day.** Persons receiving Johnson & Johnson vaccines will always be counted in the series completed column.

COVID-19 doses for vaccinated persons in Florida

Doses administered 291,156

People receiving one dose of a 1-dose series (Johnson & Johnson) or receiving only one dose of a 2-dose series (Moderna, Pfizer) count once. Persons receiving both doses of a 2-dose series count twice.

Current status of persons vaccinated for COVID-19 in Florida

Total people vaccinated 172,387

First dose 37,270

Series completed 135,117

Completed 1-dose series 16,348

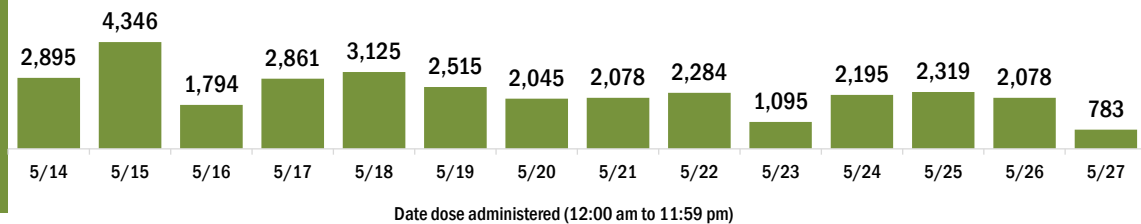
Completed 2-dose series 118,769

First dose: current number of people who have only received their first dose of the Moderna or Pfizer vaccine.

Series complete: current number of people who have received both Moderna or Pfizer vaccine doses or one Johnson & Johnson dose and are considered fully immunized.

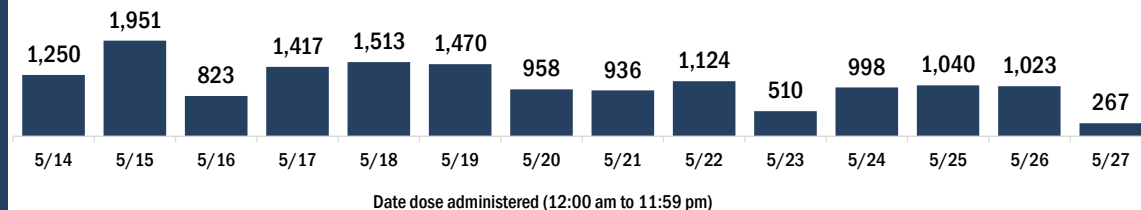
Demographic summary	First dose	Series complete	Total people vaccinated
Age group	37,270	135,117	172,387
12-14 years	2,126	0	2,126
15-24 years	6,681	11,136	17,817
25-34 years	5,947	15,146	21,093
35-44 years	6,600	19,889	26,489
45-54 years	6,274	24,130	30,404
55-64 years	4,928	26,221	31,149
65-74 years	2,804	24,196	27,000
75-84 years	1,459	11,173	12,632
85+ years	451	3,226	3,677
Race	37,270	135,117	172,387
White	18,844	79,808	98,652
Black	2,152	7,172	9,324
American Indian/Alaskan	197	613	810
Other	8,349	24,285	32,634
Unknown	7,728	23,239	30,967
Other race includes Asian, native Hawaiian/Pacific Islander, or other.			
Ethnicity	37,270	135,117	172,387
Hispanic	15,835	42,889	58,724
Non-Hispanic	7,825	46,114	53,939
Unknown	13,610	46,114	59,724
Gender	37,270	135,117	172,387
Female	20,000	74,440	94,440
Male	17,206	60,584	77,790
Unknown	64	93	157

COVID-19 doses administered for the past 2 weeks

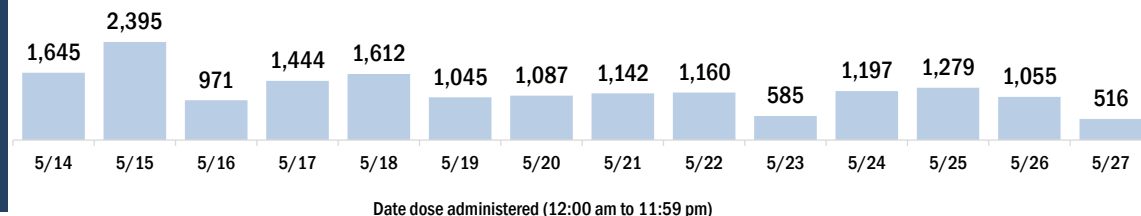


Persons vaccinated for COVID-19 for the past 2 weeks

Number of persons who received their first dose of a two-dose series of the COVID-19 vaccine



Number of persons who completed the COVID-19 vaccine series



COVID-19: Palm Beach County vaccine summary

Vaccination data through May 27, 2021 as of May 28, 2021 at 12:05 AM

Data in this report are provisional and subject to change.

Data in this summary pertain to COVID-19 vaccines approved by the U.S. Food and Drug Administration and have been issued an Emergency Use Authorization (Janssen COVID-19 Vaccine, Moderna COVID-19 Vaccine and Pfizer-BioNTech COVID-19 Vaccine). These data summarize the number of people who have received either their first dose or have completed the series for a COVID-19 vaccine. **A person can only be counted in one category, first dose or series complete.** For persons receiving Moderna or Pfizer vaccines, once they receive their second dose, they are moved from the first dose column to the series completed column. **Because of this, the total first dose category may show a change from report to report not matching the total receiving their first dose from the previous day.** Persons receiving Johnson & Johnson vaccines will always be counted in the series completed column.

COVID-19 doses for vaccinated persons in Florida

Doses administered 1,282,719

People receiving one dose of a 1-dose series (Johnson & Johnson) or receiving only one dose of a 2-dose series (Moderna, Pfizer) count once. Persons receiving both doses of a 2-dose series count twice.

Current status of persons vaccinated for COVID-19 in Florida

Total people vaccinated 737,131

First dose 138,224

Series completed 598,907

Completed 1-dose series 53,319

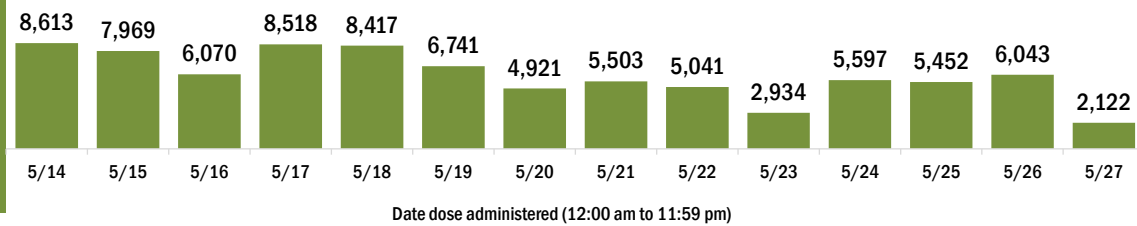
Completed 2-dose series 545,588

First dose: current number of people who have only received their first dose of the Moderna or Pfizer vaccine.

Series complete: current number of people who have received both Moderna or Pfizer vaccine doses or one Johnson & Johnson dose and are considered fully immunized.

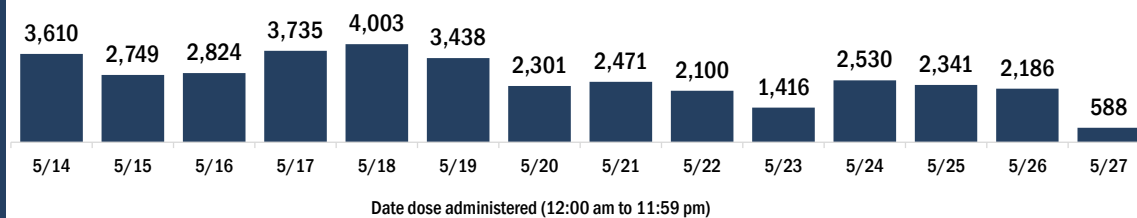
Demographic summary	First dose	Series complete	Total people vaccinated
Age group	138,224	598,907	737,131
12-14 years	5,225	0	5,225
15-24 years	16,144	31,296	47,440
25-34 years	15,178	44,434	59,612
35-44 years	17,529	60,651	78,180
45-54 years	20,164	83,315	103,479
55-64 years	21,932	116,085	138,017
65-74 years	21,059	136,419	157,478
75-84 years	14,218	90,077	104,295
85+ years	6,775	36,630	43,405
Race	138,224	598,907	737,131
White	78,466	375,015	453,481
Black	13,549	37,147	50,696
American Indian/Alaskan	714	1,872	2,586
Other	16,072	59,482	75,554
Unknown	29,423	125,391	154,814
Other race includes Asian, native Hawaiian/Pacific Islander, or other.			
Ethnicity	138,224	598,907	737,131
Hispanic	26,092	73,167	99,259
Non-Hispanic	59,326	301,245	360,571
Unknown	52,806	224,495	277,301
Gender	138,224	598,907	737,131
Female	73,467	331,062	404,529
Male	64,283	267,396	331,679
Unknown	474	449	923

COVID-19 doses administered for the past 2 weeks

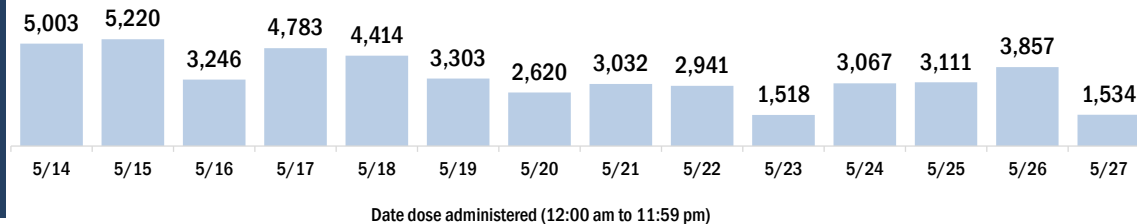


Persons vaccinated for COVID-19 for the past 2 weeks

Number of persons who received their first dose of a two-dose series of the COVID-19 vaccine



Number of persons who completed the COVID-19 vaccine series



COVID-19: Pasco County vaccine summary

Vaccination data through May 27, 2021 as of May 28, 2021 at 12:05 AM

Data in this report are provisional and subject to change.

Data in this summary pertain to COVID-19 vaccines approved by the U.S. Food and Drug Administration and have been issued an Emergency Use Authorization (Janssen COVID-19 Vaccine, Moderna COVID-19 Vaccine and Pfizer-BioNTech COVID-19 Vaccine). These data summarize the number of people who have received either their first dose or have completed the series for a COVID-19 vaccine. **A person can only be counted in one category, first dose or series complete.** For persons receiving Moderna or Pfizer vaccines, once they receive their second dose, they are moved from the first dose column to the series completed column. **Because of this, the total first dose category may show a change from report to report not matching the total receiving their first dose from the previous day.** Persons receiving Johnson & Johnson vaccines will always be counted in the series completed column.

COVID-19 doses for vaccinated persons in Florida

Doses administered 410,985

People receiving one dose of a 1-dose series (Johnson & Johnson) or receiving only one dose of a 2-dose series (Moderna, Pfizer) count once. Persons receiving both doses of a 2-dose series count twice.

Current status of persons vaccinated for COVID-19 in Florida

Total people vaccinated 235,882

First dose 43,716

Series completed 192,166

Completed 1-dose series 17,063

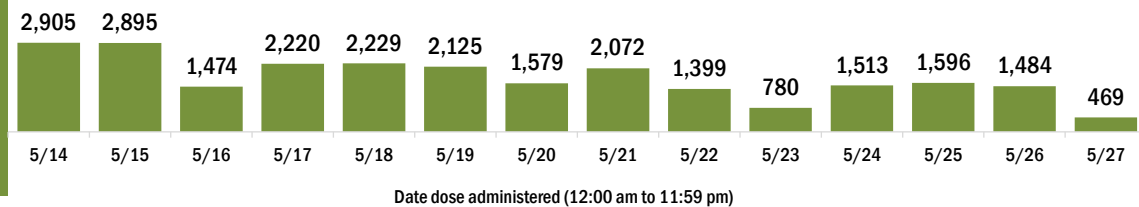
Completed 2-dose series 175,103

First dose: current number of people who have only received their first dose of the Moderna or Pfizer vaccine.

Series complete: current number of people who have received both Moderna or Pfizer vaccine doses or one Johnson & Johnson dose and are considered fully immunized.

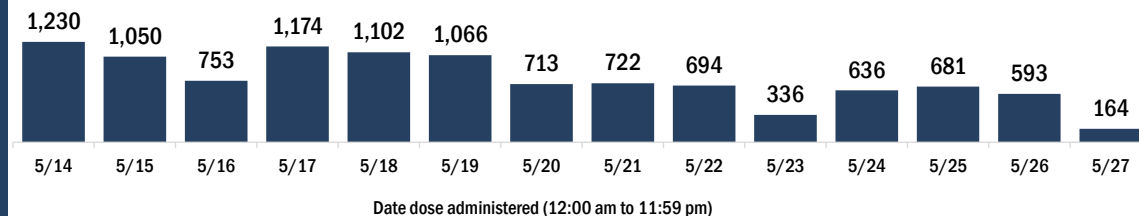
Demographic summary	First dose	Series complete	Total people vaccinated
Age group	43,716	192,166	235,882
12-14 years	1,628	0	1,628
15-24 years	5,105	10,002	15,107
25-34 years	4,116	12,794	16,910
35-44 years	5,354	20,300	25,654
45-54 years	6,107	27,361	33,468
55-64 years	7,010	38,348	45,358
65-74 years	7,686	47,273	54,959
75-84 years	5,054	27,827	32,881
85+ years	1,656	8,261	9,917
Race	43,716	192,166	235,882
White	29,506	141,508	171,014
Black	1,976	5,999	7,975
American Indian/Alaskan	242	720	962
Other	5,407	18,835	24,242
Unknown	6,585	25,104	31,689
Other race includes Asian, native Hawaiian/Pacific Islander, or other.			
Ethnicity	43,716	192,166	235,882
Hispanic	5,037	13,187	18,224
Non-Hispanic	22,377	112,843	135,220
Unknown	16,302	66,136	82,438
Gender	43,716	192,166	235,882
Female	23,658	108,219	131,877
Male	20,018	83,822	103,840
Unknown	40	125	165

COVID-19 doses administered for the past 2 weeks

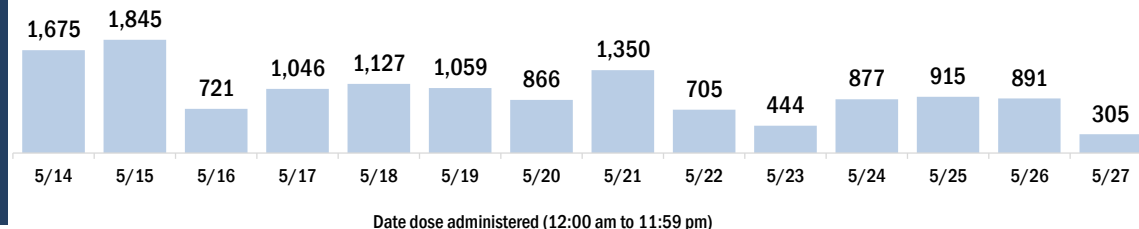


Persons vaccinated for COVID-19 for the past 2 weeks

Number of persons who received their first dose of a two-dose series of the COVID-19 vaccine



Number of persons who completed the COVID-19 vaccine series



COVID-19: Pinellas County vaccine summary

Vaccination data through May 27, 2021 as of May 28, 2021 at 12:05 AM

Data in this report are provisional and subject to change.

Data in this summary pertain to COVID-19 vaccines approved by the U.S. Food and Drug Administration and have been issued an Emergency Use Authorization (Janssen COVID-19 Vaccine, Moderna COVID-19 Vaccine and Pfizer-BioNTech COVID-19 Vaccine). These data summarize the number of people who have received either their first dose or have completed the series for a COVID-19 vaccine. **A person can only be counted in one category, first dose or series complete.** For persons receiving Moderna or Pfizer vaccines, once they receive their second dose, they are moved from the first dose column to the series completed column. **Because of this, the total first dose category may show a change from report to report not matching the total receiving their first dose from the previous day.** Persons receiving Johnson & Johnson vaccines will always be counted in the series completed column.

COVID-19 doses for vaccinated persons in Florida

Doses administered 842,379

People receiving one dose of a 1-dose series (Johnson & Johnson) or receiving only one dose of a 2-dose series (Moderna, Pfizer) count once. Persons receiving both doses of a 2-dose series count twice.

Current status of persons vaccinated for COVID-19 in Florida

Total people vaccinated 470,991

First dose 72,055

Series completed 398,936

Completed 1-dose series 27,548

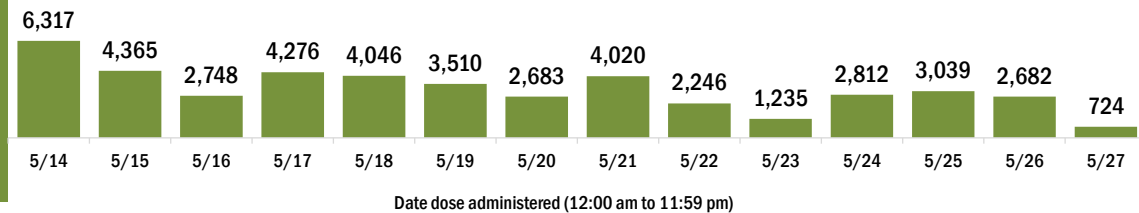
Completed 2-dose series 371,388

First dose: current number of people who have only received their first dose of the Moderna or Pfizer vaccine.

Series complete: current number of people who have received both Moderna or Pfizer vaccine doses or one Johnson & Johnson dose and are considered fully immunized.

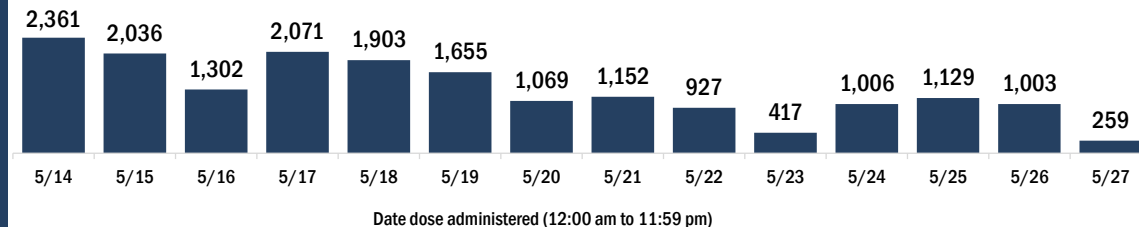
Demographic summary	First dose	Series complete	Total people vaccinated
Age group	72,055	398,936	470,991
12-14 years	2,564	0	2,564
15-24 years	8,118	18,375	26,493
25-34 years	8,527	31,641	40,168
35-44 years	8,702	38,285	46,987
45-54 years	9,781	52,510	62,291
55-64 years	12,261	88,872	101,133
65-74 years	11,936	98,298	110,234
75-84 years	6,989	51,544	58,533
85+ years	3,177	19,411	22,588
Race	72,055	398,936	470,991
White	46,311	293,132	339,443
Black	4,761	18,091	22,852
American Indian/Alaskan	368	994	1,362
Other	8,023	33,416	41,439
Unknown	12,592	53,303	65,895
Other race includes Asian, native Hawaiian/Pacific Islander, or other.			
Ethnicity	72,055	398,936	470,991
Hispanic	5,348	15,449	20,797
Non-Hispanic	37,786	247,007	284,793
Unknown	28,921	136,480	165,401
Gender	72,055	398,936	470,991
Female	38,849	222,973	261,822
Male	33,062	175,332	208,394
Unknown	144	631	775

COVID-19 doses administered for the past 2 weeks

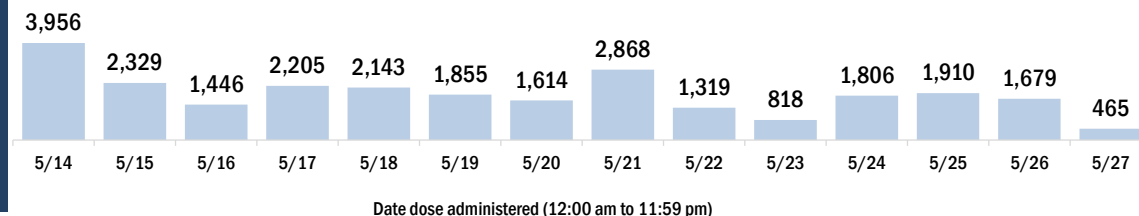


Persons vaccinated for COVID-19 for the past 2 weeks

Number of persons who received their first dose of a two-dose series of the COVID-19 vaccine



Number of persons who completed the COVID-19 vaccine series



COVID-19: Polk County vaccine summary

Vaccination data through May 27, 2021 as of May 28, 2021 at 12:05 AM

Data in this report are provisional and subject to change.

Data in this summary pertain to COVID-19 vaccines approved by the U.S. Food and Drug Administration and have been issued an Emergency Use Authorization (Janssen COVID-19 Vaccine, Moderna COVID-19 Vaccine and Pfizer-BioNTech COVID-19 Vaccine). These data summarize the number of people who have received either their first dose or have completed the series for a COVID-19 vaccine. **A person can only be counted in one category, first dose or series complete.** For persons receiving Moderna or Pfizer vaccines, once they receive their second dose, they are moved from the first dose column to the series completed column. **Because of this, the total first dose category may show a change from report to report not matching the total receiving their first dose from the previous day.** Persons receiving Johnson & Johnson vaccines will always be counted in the series completed column.

COVID-19 doses for vaccinated persons in Florida

Doses administered 474,450

People receiving one dose of a 1-dose series (Johnson & Johnson) or receiving only one dose of a 2-dose series (Moderna, Pfizer) count once. Persons receiving both doses of a 2-dose series count twice.

Current status of persons vaccinated for COVID-19 in Florida

Total people vaccinated 274,973

First dose 59,412

Series completed 215,561

Completed 1-dose series 16,084

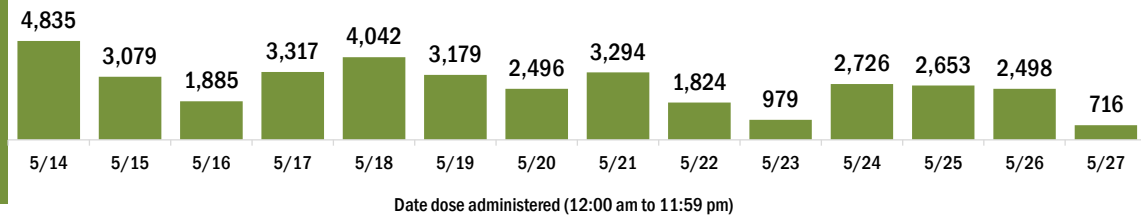
Completed 2-dose series 199,477

First dose: current number of people who have only received their first dose of the Moderna or Pfizer vaccine.

Series complete: current number of people who have received both Moderna or Pfizer vaccine doses or one Johnson & Johnson dose and are considered fully immunized.

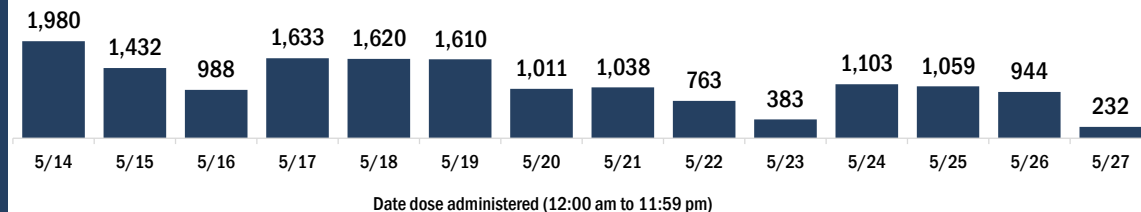
Demographic summary	First dose	Series complete	Total people vaccinated
Age group	59,412	215,561	274,973
12-14 years	1,736	0	1,736
15-24 years	6,781	10,911	17,692
25-34 years	6,888	16,713	23,601
35-44 years	7,772	21,135	28,907
45-54 years	8,335	28,242	36,577
55-64 years	9,438	41,795	51,233
65-74 years	9,979	54,919	64,898
75-84 years	6,275	32,471	38,746
85+ years	2,208	9,375	11,583
Race	59,412	215,561	274,973
White	34,317	146,844	181,161
Black	5,548	15,547	21,095
American Indian/Alaskan	417	1,013	1,430
Other	8,289	20,706	28,995
Unknown	10,841	31,451	42,292
Other race includes Asian, native Hawaiian/Pacific Islander, or other.			
Ethnicity	59,412	215,561	274,973
Hispanic	12,780	28,323	41,103
Non-Hispanic	24,277	116,672	140,949
Unknown	22,355	70,566	92,921
Gender	59,412	215,561	274,973
Female	31,185	119,654	150,839
Male	28,104	95,803	123,907
Unknown	123	104	227

COVID-19 doses administered for the past 2 weeks

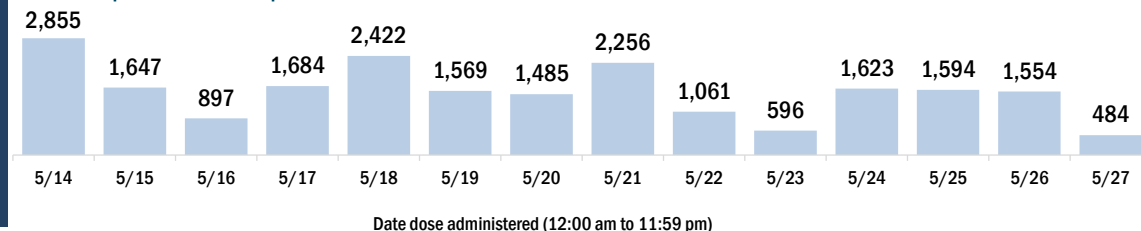


Persons vaccinated for COVID-19 for the past 2 weeks

Number of persons who received their first dose of a two-dose series of the COVID-19 vaccine



Number of persons who completed the COVID-19 vaccine series



COVID-19: Putnam County vaccine summary

Vaccination data through May 27, 2021 as of May 28, 2021 at 12:05 AM

Data in this report are provisional and subject to change.

Data in this summary pertain to COVID-19 vaccines approved by the U.S. Food and Drug Administration and have been issued an Emergency Use Authorization (Janssen COVID-19 Vaccine, Moderna COVID-19 Vaccine and Pfizer-BioNTech COVID-19 Vaccine). These data summarize the number of people who have received either their first dose or have completed the series for a COVID-19 vaccine. **A person can only be counted in one category, first dose or series complete.** For persons receiving Moderna or Pfizer vaccines, once they receive their second dose, they are moved from the first dose column to the series completed column. **Because of this, the total first dose category may show a change from report to report not matching the total receiving their first dose from the previous day.** Persons receiving Johnson & Johnson vaccines will always be counted in the series completed column.

COVID-19 doses for vaccinated persons in Florida

Doses administered 36,831

People receiving one dose of a 1-dose series (Johnson & Johnson) or receiving only one dose of a 2-dose series (Moderna, Pfizer) count once. Persons receiving both doses of a 2-dose series count twice.

Current status of persons vaccinated for COVID-19 in Florida

Total people vaccinated 21,595

First dose 4,977

Series completed 16,618

Completed 1-dose series 1,382

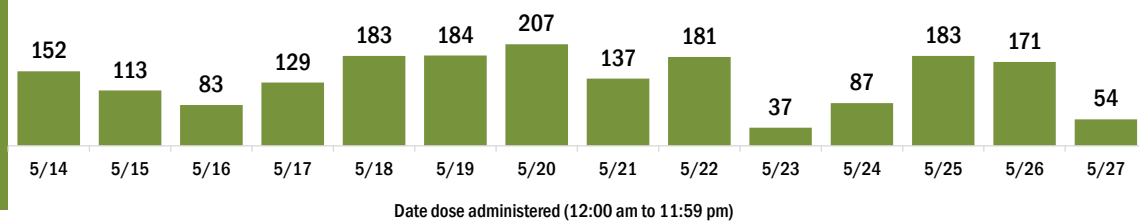
Completed 2-dose series 15,236

First dose: current number of people who have only received their first dose of the Moderna or Pfizer vaccine.

Series complete: current number of people who have received both Moderna or Pfizer vaccine doses or one Johnson & Johnson dose and are considered fully immunized.

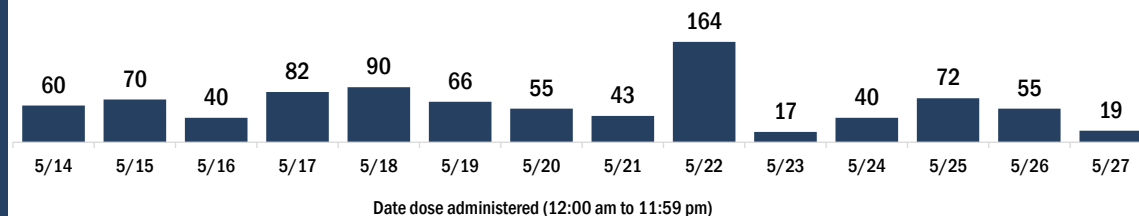
Demographic summary	First dose	Series complete	Total people vaccinated
Age group	4,977	16,618	21,595
12-14 years	64	0	64
15-24 years	303	442	745
25-34 years	388	729	1,117
35-44 years	382	1,032	1,414
45-54 years	566	1,715	2,281
55-64 years	1,045	3,727	4,772
65-74 years	1,257	5,303	6,560
75-84 years	736	2,795	3,531
85+ years	236	875	1,111
Race	4,977	16,618	21,595
White	3,454	12,722	16,176
Black	529	1,970	2,499
American Indian/Alaskan	48	125	173
Other	617	994	1,611
Unknown	329	807	1,136
Other race includes Asian, native Hawaiian/Pacific Islander, or other.			
Ethnicity	4,977	16,618	21,595
Hispanic	477	823	1,300
Non-Hispanic	3,449	12,956	16,405
Unknown	1,051	2,839	3,890
Gender	4,977	16,618	21,595
Female	2,595	9,332	11,927
Male	2,366	7,276	9,642
Unknown	16	10	26

COVID-19 doses administered for the past 2 weeks

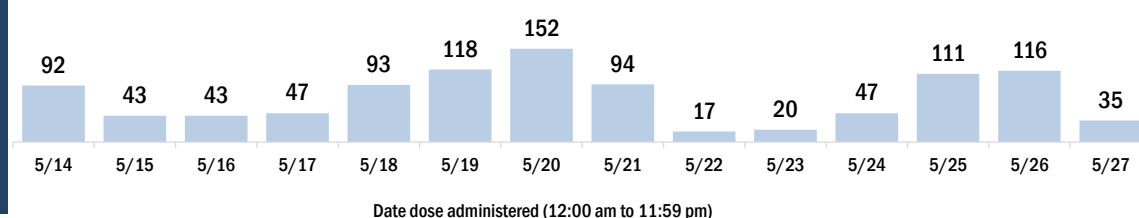


Persons vaccinated for COVID-19 for the past 2 weeks

Number of persons who received their first dose of a two-dose series of the COVID-19 vaccine



Number of persons who completed the COVID-19 vaccine series



COVID-19: Santa Rosa County vaccine summary

Vaccination data through May 27, 2021 as of May 28, 2021 at 12:05 AM

Data in this report are provisional and subject to change.

Data in this summary pertain to COVID-19 vaccines approved by the U.S. Food and Drug Administration and have been issued an Emergency Use Authorization (Janssen COVID-19 Vaccine, Moderna COVID-19 Vaccine and Pfizer-BioNTech COVID-19 Vaccine). These data summarize the number of people who have received either their first dose or have completed the series for a COVID-19 vaccine. **A person can only be counted in one category, first dose or series complete.** For persons receiving Moderna or Pfizer vaccines, once they receive their second dose, they are moved from the first dose column to the series completed column. **Because of this, the total first dose category may show a change from report to report not matching the total receiving their first dose from the previous day.** Persons receiving Johnson & Johnson vaccines will always be counted in the series completed column.

COVID-19 doses for vaccinated persons in Florida

Doses administered 110,078

People receiving one dose of a 1-dose series (Johnson & Johnson) or receiving only one dose of a 2-dose series (Moderna, Pfizer) count once. Persons receiving both doses of a 2-dose series count twice.

Current status of persons vaccinated for COVID-19 in Florida

Total people vaccinated 62,490

First dose 11,445

Series completed 51,045

Completed 1-dose series 3,457

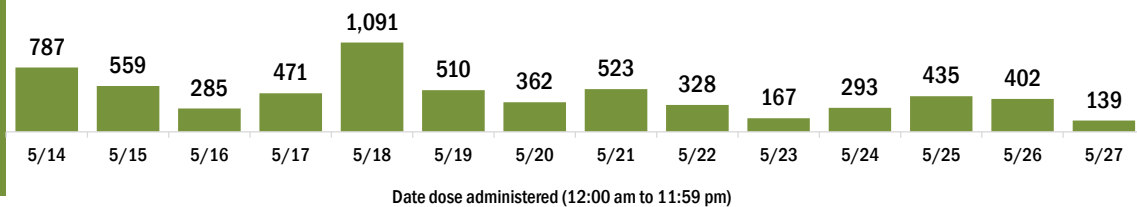
Completed 2-dose series 47,588

First dose: current number of people who have only received their first dose of the Moderna or Pfizer vaccine.

Series complete: current number of people who have received both Moderna or Pfizer vaccine doses or one Johnson & Johnson dose and are considered fully immunized.

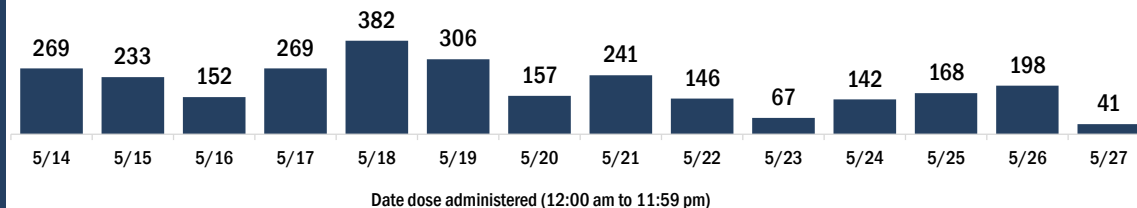
Demographic summary	First dose	Series complete	Total people vaccinated
Age group	11,445	51,045	62,490
12-14 years	369	0	369
15-24 years	1,427	2,585	4,012
25-34 years	1,298	3,588	4,886
35-44 years	1,597	5,184	6,781
45-54 years	1,674	7,106	8,780
55-64 years	2,077	11,353	13,430
65-74 years	1,830	13,042	14,872
75-84 years	894	6,350	7,244
85+ years	279	1,837	2,116
Race	11,445	51,045	62,490
White	7,363	37,344	44,707
Black	647	2,003	2,650
American Indian/Alaskan	76	307	383
Other	870	3,594	4,464
Unknown	2,489	7,797	10,286
Other race includes Asian, native Hawaiian/Pacific Islander, or other.			
Ethnicity	11,445	51,045	62,490
Hispanic	568	1,764	2,332
Non-Hispanic	6,424	34,444	40,868
Unknown	4,453	14,837	19,290
Gender	11,445	51,045	62,490
Female	5,944	28,098	34,042
Male	5,490	22,930	28,420
Unknown	11	17	28

COVID-19 doses administered for the past 2 weeks

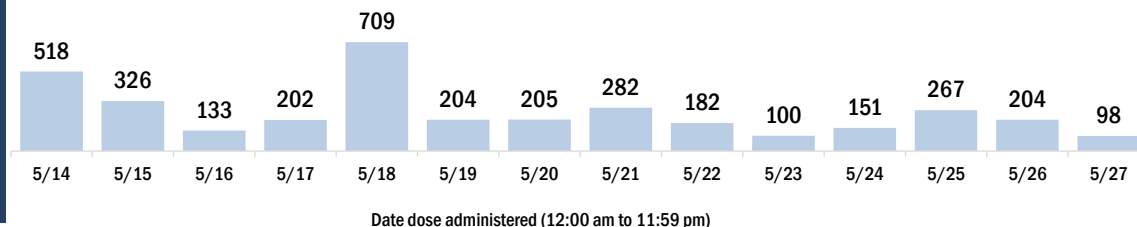


Persons vaccinated for COVID-19 for the past 2 weeks

Number of persons who received their first dose of a two-dose series of the COVID-19 vaccine



Number of persons who completed the COVID-19 vaccine series



COVID-19: Sarasota County vaccine summary

Vaccination data through May 27, 2021 as of May 28, 2021 at 12:05 AM

Data in this report are provisional and subject to change.

Data in this summary pertain to COVID-19 vaccines approved by the U.S. Food and Drug Administration and have been issued an Emergency Use Authorization (Janssen COVID-19 Vaccine, Moderna COVID-19 Vaccine and Pfizer-BioNTech COVID-19 Vaccine). These data summarize the number of people who have received either their first dose or have completed the series for a COVID-19 vaccine. **A person can only be counted in one category, first dose or series complete.** For persons receiving Moderna or Pfizer vaccines, once they receive their second dose, they are moved from the first dose column to the series completed column. **Because of this, the total first dose category may show a change from report to report not matching the total receiving their first dose from the previous day.** Persons receiving Johnson & Johnson vaccines will always be counted in the series completed column.

COVID-19 doses for vaccinated persons in Florida

Doses administered 453,397

People receiving one dose of a 1-dose series (Johnson & Johnson) or receiving only one dose of a 2-dose series (Moderna, Pfizer) count once. Persons receiving both doses of a 2-dose series count twice.

Current status of persons vaccinated for COVID-19 in Florida

Total people vaccinated 257,113

First dose 48,475

Series completed 208,638

Completed 1-dose series 12,354

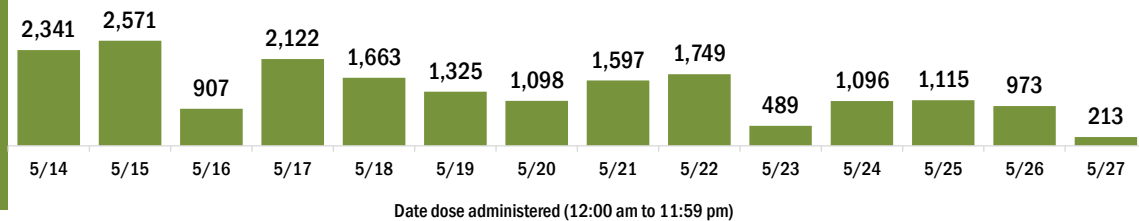
Completed 2-dose series 196,284

First dose: current number of people who have only received their first dose of the Moderna or Pfizer vaccine.

Series complete: current number of people who have received both Moderna or Pfizer vaccine doses or one Johnson & Johnson dose and are considered fully immunized.

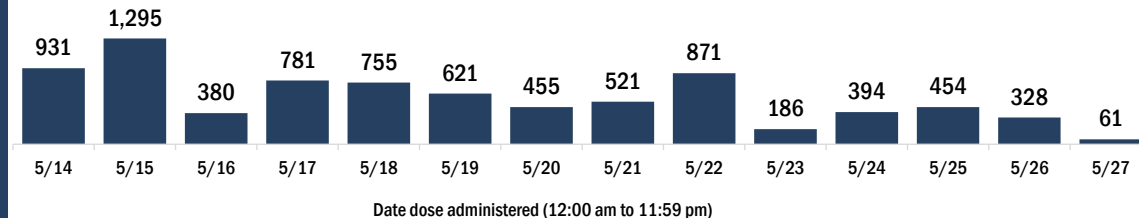
Demographic summary	First dose	Series complete	Total people vaccinated
Age group	48,475	208,638	257,113
12-14 years	1,398	0	1,398
15-24 years	4,093	6,766	10,859
25-34 years	3,216	8,471	11,687
35-44 years	3,831	11,885	15,716
45-54 years	5,143	18,919	24,062
55-64 years	7,783	38,525	46,308
65-74 years	11,725	66,202	77,927
75-84 years	8,008	42,721	50,729
85+ years	3,278	15,149	18,427
Race	48,475	208,638	257,113
White	36,496	163,012	199,508
Black	1,215	3,265	4,480
American Indian/Alaskan	190	726	916
Other	3,521	14,483	18,004
Unknown	7,053	27,152	34,205
Other race includes Asian, native Hawaiian/Pacific Islander, or other.			
Ethnicity	48,475	208,638	257,113
Hispanic	4,075	9,349	13,424
Non-Hispanic	29,298	136,469	165,767
Unknown	15,102	62,820	77,922
Gender	48,475	208,638	257,113
Female	25,655	116,014	141,669
Male	22,706	92,496	115,202
Unknown	114	128	242

COVID-19 doses administered for the past 2 weeks

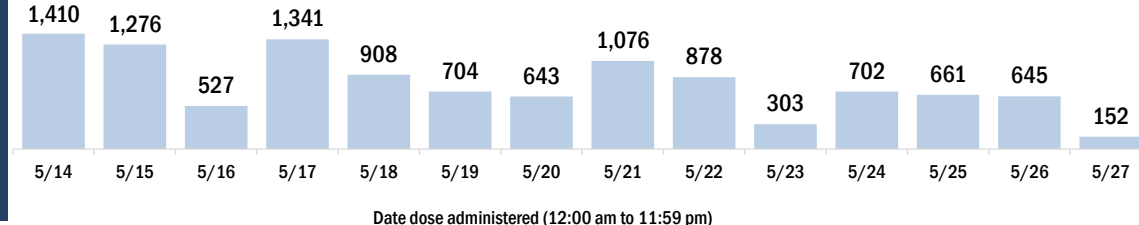


Persons vaccinated for COVID-19 for the past 2 weeks

Number of persons who received their first dose of a two-dose series of the COVID-19 vaccine



Number of persons who completed the COVID-19 vaccine series



COVID-19: Seminole County vaccine summary

Vaccination data through May 27, 2021 as of May 28, 2021 at 12:05 AM

Data in this report are provisional and subject to change.

Data in this summary pertain to COVID-19 vaccines approved by the U.S. Food and Drug Administration and have been issued an Emergency Use Authorization (Janssen COVID-19 Vaccine, Moderna COVID-19 Vaccine and Pfizer-BioNTech COVID-19 Vaccine). These data summarize the number of people who have received either their first dose or have completed the series for a COVID-19 vaccine. **A person can only be counted in one category, first dose or series complete.** For persons receiving Moderna or Pfizer vaccines, once they receive their second dose, they are moved from the first dose column to the series completed column. **Because of this, the total first dose category may show a change from report to report not matching the total receiving their first dose from the previous day.** Persons receiving Johnson & Johnson vaccines will always be counted in the series completed column.

COVID-19 doses for vaccinated persons in Florida

Doses administered 391,778

People receiving one dose of a 1-dose series (Johnson & Johnson) or receiving only one dose of a 2-dose series (Moderna, Pfizer) count once. Persons receiving both doses of a 2-dose series count twice.

Current status of persons vaccinated for COVID-19 in Florida

Total people vaccinated 220,490

First dose 34,421

Series completed 186,069

Completed 1-dose series 14,781

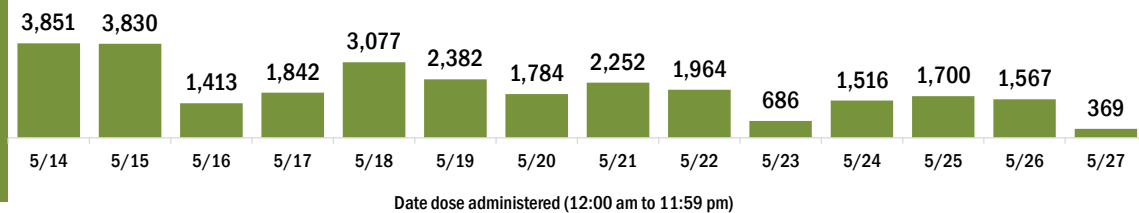
Completed 2-dose series 171,288

First dose: current number of people who have only received their first dose of the Moderna or Pfizer vaccine.

Series complete: current number of people who have received both Moderna or Pfizer vaccine doses or one Johnson & Johnson dose and are considered fully immunized.

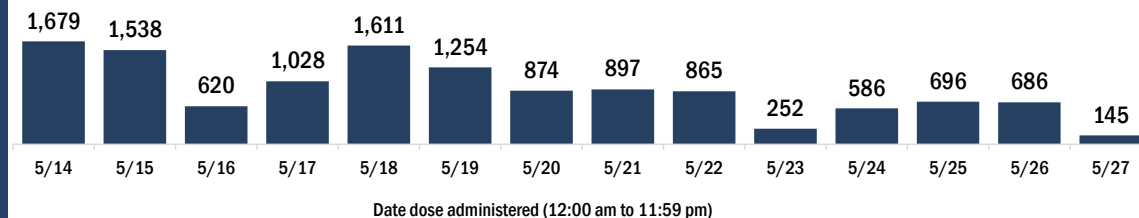
Demographic summary	First dose	Series complete	Total people vaccinated
Age group	34,421	186,069	220,490
12-14 years	3,190	0	3,190
15-24 years	6,225	16,279	22,504
25-34 years	5,393	20,680	26,073
35-44 years	5,408	26,929	32,337
45-54 years	4,869	30,459	35,328
55-64 years	4,422	35,872	40,294
65-74 years	2,785	33,492	36,277
75-84 years	1,438	16,194	17,632
85+ years	691	6,164	6,855
Race	34,421	186,069	220,490
White	19,749	128,363	148,112
Black	3,128	12,304	15,432
American Indian/Alaskan	188	756	944
Other	6,138	27,072	33,210
Unknown	5,218	17,574	22,792
Other race includes Asian, native Hawaiian/Pacific Islander, or other.			
Ethnicity	34,421	186,069	220,490
Hispanic	6,528	25,160	31,688
Non-Hispanic	15,886	115,333	131,219
Unknown	12,007	45,576	57,583
Gender	34,421	186,069	220,490
Female	18,283	102,825	121,108
Male	16,046	83,096	99,142
Unknown	92	148	240

COVID-19 doses administered for the past 2 weeks

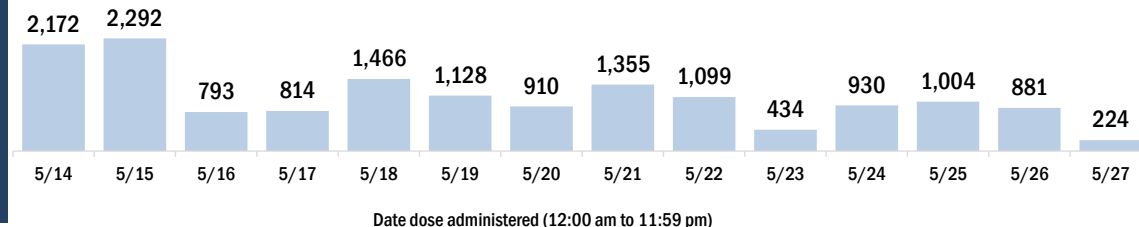


Persons vaccinated for COVID-19 for the past 2 weeks

Number of persons who received their first dose of a two-dose series of the COVID-19 vaccine



Number of persons who completed the COVID-19 vaccine series



COVID-19: St. Johns County vaccine summary

Vaccination data through May 27, 2021 as of May 28, 2021 at 12:05 AM

Data in this report are provisional and subject to change.

Data in this summary pertain to COVID-19 vaccines approved by the U.S. Food and Drug Administration and have been issued an Emergency Use Authorization (Janssen COVID-19 Vaccine, Moderna COVID-19 Vaccine and Pfizer-BioNTech COVID-19 Vaccine). These data summarize the number of people who have received either their first dose or have completed the series for a COVID-19 vaccine. **A person can only be counted in one category, first dose or series complete.** For persons receiving Moderna or Pfizer vaccines, once they receive their second dose, they are moved from the first dose column to the series completed column. **Because of this, the total first dose category may show a change from report to report not matching the total receiving their first dose from the previous day.** Persons receiving Johnson & Johnson vaccines will always be counted in the series completed column.

COVID-19 doses for vaccinated persons in Florida

Doses administered 249,506

People receiving one dose of a 1-dose series (Johnson & Johnson) or receiving only one dose of a 2-dose series (Moderna, Pfizer) count once. Persons receiving both doses of a 2-dose series count twice.

Current status of persons vaccinated for COVID-19 in Florida

Total people vaccinated 136,393

First dose 16,087

Series completed 120,306

Completed 1-dose series 7,193

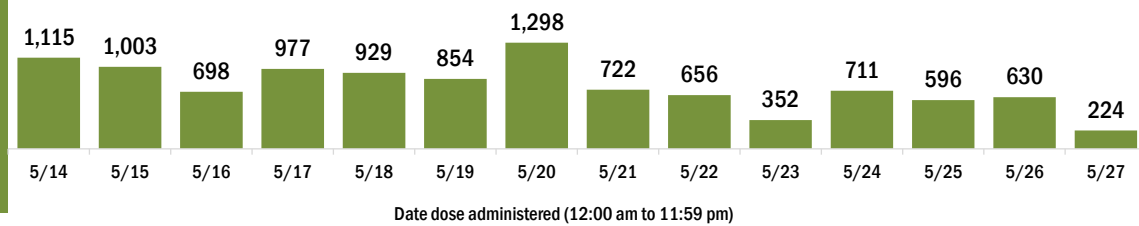
Completed 2-dose series 113,113

First dose: current number of people who have only received their first dose of the Moderna or Pfizer vaccine.

Series complete: current number of people who have received both Moderna or Pfizer vaccine doses or one Johnson & Johnson dose and are considered fully immunized.

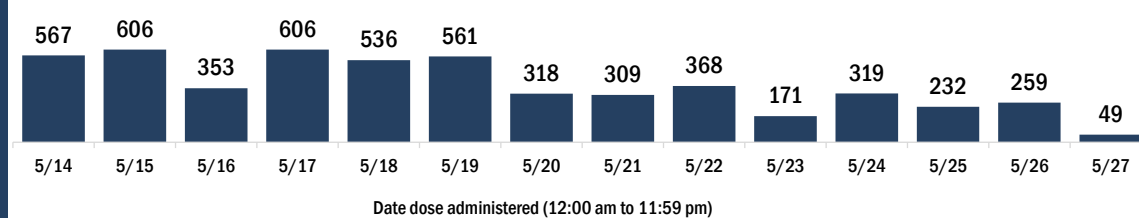
Demographic summary	First dose	Series complete	Total people vaccinated
Age group	16,087	120,306	136,393
12-14 years	1,505	0	1,505
15-24 years	2,910	7,769	10,679
25-34 years	1,592	7,720	9,312
35-44 years	2,255	15,453	17,708
45-54 years	2,287	18,434	20,721
55-64 years	2,205	23,999	26,204
65-74 years	1,926	28,753	30,679
75-84 years	986	14,025	15,011
85+ years	421	4,153	4,574
Race	16,087	120,306	136,393
White	10,235	88,931	99,166
Black	615	3,734	4,349
American Indian/Alaskan	53	349	402
Other	1,909	11,720	13,629
Unknown	3,275	15,572	18,847
Other race includes Asian, native Hawaiian/Pacific Islander, or other.			
Ethnicity	16,087	120,306	136,393
Hispanic	1,062	5,401	6,463
Non-Hispanic	8,499	79,250	87,749
Unknown	6,526	35,655	42,181
Gender	16,087	120,306	136,393
Female	8,424	65,908	74,332
Male	7,648	54,365	62,013
Unknown	15	33	48

COVID-19 doses administered for the past 2 weeks

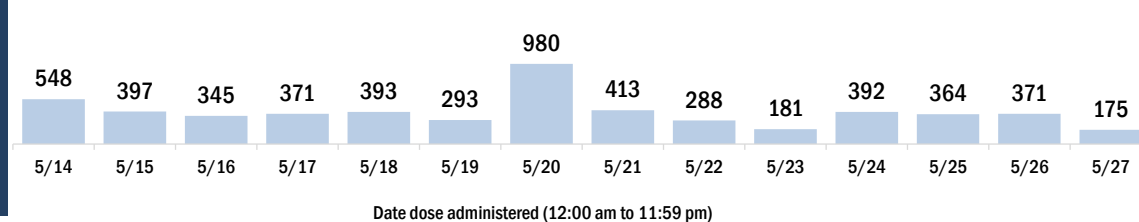


Persons vaccinated for COVID-19 for the past 2 weeks

Number of persons who received their first dose of a two-dose series of the COVID-19 vaccine



Number of persons who completed the COVID-19 vaccine series



COVID-19: St. Lucie County vaccine summary

Vaccination data through May 27, 2021 as of May 28, 2021 at 12:05 AM

Data in this report are provisional and subject to change.

Data in this summary pertain to COVID-19 vaccines approved by the U.S. Food and Drug Administration and have been issued an Emergency Use Authorization (Janssen COVID-19 Vaccine, Moderna COVID-19 Vaccine and Pfizer-BioNTech COVID-19 Vaccine). These data summarize the number of people who have received either their first dose or have completed the series for a COVID-19 vaccine. **A person can only be counted in one category, first dose or series complete.** For persons receiving Moderna or Pfizer vaccines, once they receive their second dose, they are moved from the first dose column to the series completed column. **Because of this, the total first dose category may show a change from report to report not matching the total receiving their first dose from the previous day.** Persons receiving Johnson & Johnson vaccines will always be counted in the series completed column.

COVID-19 doses for vaccinated persons in Florida

Doses administered 248,100

People receiving one dose of a 1-dose series (Johnson & Johnson) or receiving only one dose of a 2-dose series (Moderna, Pfizer) count once. Persons receiving both doses of a 2-dose series count twice.

Current status of persons vaccinated for COVID-19 in Florida

Total people vaccinated 142,030

First dose 30,414

Series completed 111,616

Completed 1-dose series 5,546

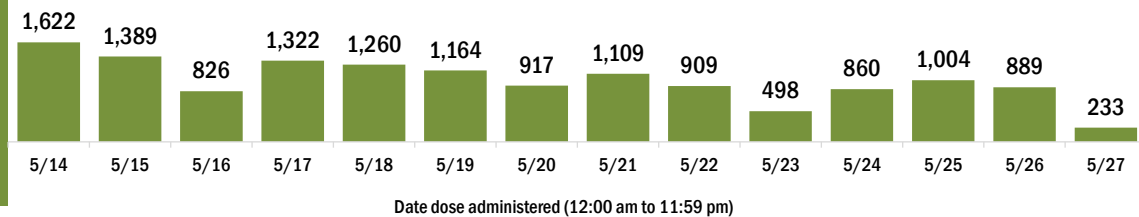
Completed 2-dose series 106,070

First dose: current number of people who have only received their first dose of the Moderna or Pfizer vaccine.

Series complete: current number of people who have received both Moderna or Pfizer vaccine doses or one Johnson & Johnson dose and are considered fully immunized.

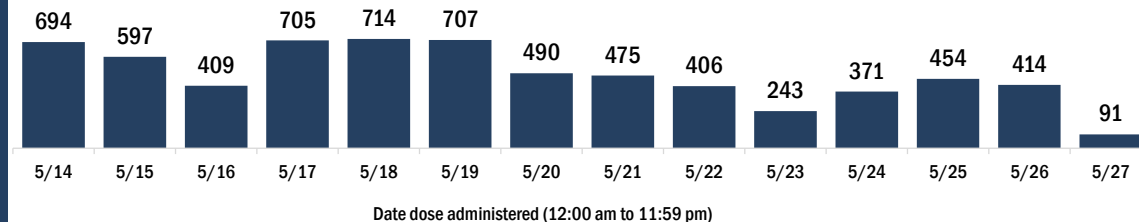
Demographic summary	First dose	Series complete	Total people vaccinated
Age group	30,414	111,616	142,030
12-14 years	718	0	718
15-24 years	2,997	4,528	7,525
25-34 years	2,566	5,974	8,540
35-44 years	3,297	8,761	12,058
45-54 years	4,259	13,347	17,606
55-64 years	5,873	23,102	28,975
65-74 years	5,874	32,087	37,961
75-84 years	3,554	18,345	21,899
85+ years	1,276	5,472	6,748
Race	30,414	111,616	142,030
White	17,873	71,330	89,203
Black	3,590	10,388	13,978
American Indian/Alaskan	188	484	672
Other	3,233	10,632	13,865
Unknown	5,530	18,782	24,312
Other race includes Asian, native Hawaiian/Pacific Islander, or other.			
Ethnicity	30,414	111,616	142,030
Hispanic	4,574	12,164	16,738
Non-Hispanic	13,853	59,911	73,764
Unknown	11,987	39,541	51,528
Gender	30,414	111,616	142,030
Female	16,197	62,070	78,267
Male	14,117	49,473	63,590
Unknown	100	73	173

COVID-19 doses administered for the past 2 weeks

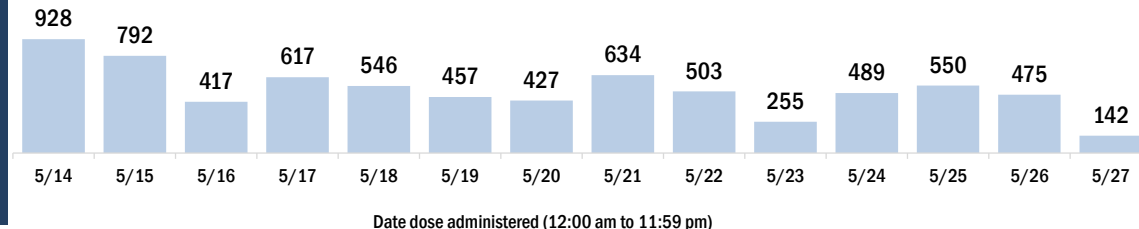


Persons vaccinated for COVID-19 for the past 2 weeks

Number of persons who received their first dose of a two-dose series of the COVID-19 vaccine



Number of persons who completed the COVID-19 vaccine series



COVID-19: Sumter County vaccine summary

Vaccination data through May 27, 2021 as of May 28, 2021 at 12:05 AM

Data in this report are provisional and subject to change.

Data in this summary pertain to COVID-19 vaccines approved by the U.S. Food and Drug Administration and have been issued an Emergency Use Authorization (Janssen COVID-19 Vaccine, Moderna COVID-19 Vaccine and Pfizer-BioNTech COVID-19 Vaccine). These data summarize the number of people who have received either their first dose or have completed the series for a COVID-19 vaccine. **A person can only be counted in one category, first dose or series complete.** For persons receiving Moderna or Pfizer vaccines, once they receive their second dose, they are moved from the first dose column to the series completed column. **Because of this, the total first dose category may show a change from report to report not matching the total receiving their first dose from the previous day.** Persons receiving Johnson & Johnson vaccines will always be counted in the series completed column.

COVID-19 doses for vaccinated persons in Florida

Doses administered 159,336

People receiving one dose of a 1-dose series (Johnson & Johnson) or receiving only one dose of a 2-dose series (Moderna, Pfizer) count once. Persons receiving both doses of a 2-dose series count twice.

Current status of persons vaccinated for COVID-19 in Florida

Total people vaccinated 86,921

First dose 9,662

Series completed 77,259

Completed 1-dose series 4,844

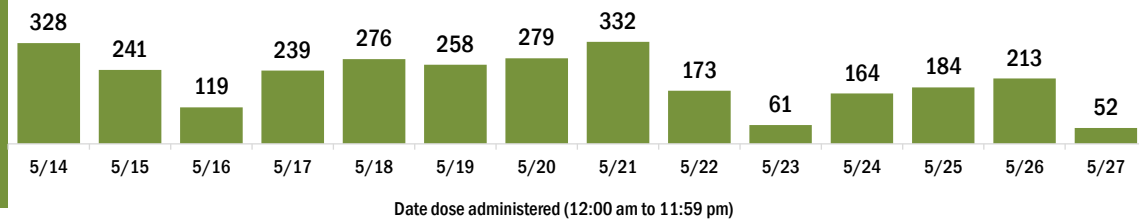
Completed 2-dose series 72,415

First dose: current number of people who have only received their first dose of the Moderna or Pfizer vaccine.

Series complete: current number of people who have received both Moderna or Pfizer vaccine doses or one Johnson & Johnson dose and are considered fully immunized.

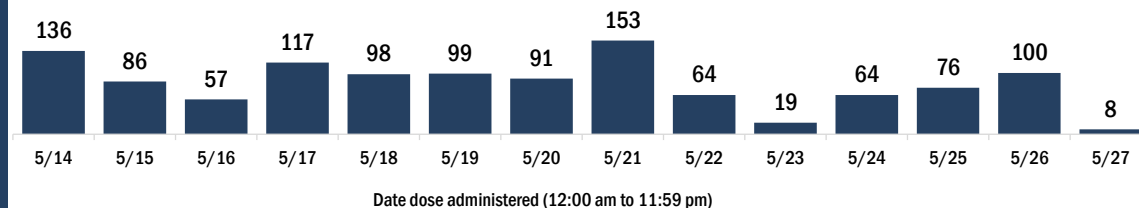
Demographic summary	First dose	Series complete	Total people vaccinated
Age group	9,662	77,259	86,921
12-14 years	106	0	106
15-24 years	314	467	781
25-34 years	335	826	1,161
35-44 years	502	1,204	1,706
45-54 years	669	2,366	3,035
55-64 years	1,812	9,534	11,346
65-74 years	2,914	34,522	37,436
75-84 years	2,348	23,920	26,268
85+ years	662	4,420	5,082
Race	9,662	77,259	86,921
White	7,327	64,833	72,160
Black	303	1,256	1,559
American Indian/Alaskan	38	189	227
Other	657	3,248	3,905
Unknown	1,337	7,733	9,070
Other race includes Asian, native Hawaiian/Pacific Islander, or other.			
Ethnicity	9,662	77,259	86,921
Hispanic	369	1,576	1,945
Non-Hispanic	5,998	52,725	58,723
Unknown	3,295	22,958	26,253
Gender	9,662	77,259	86,921
Female	5,298	42,636	47,934
Male	4,343	34,604	38,947
Unknown	21	19	40

COVID-19 doses administered for the past 2 weeks

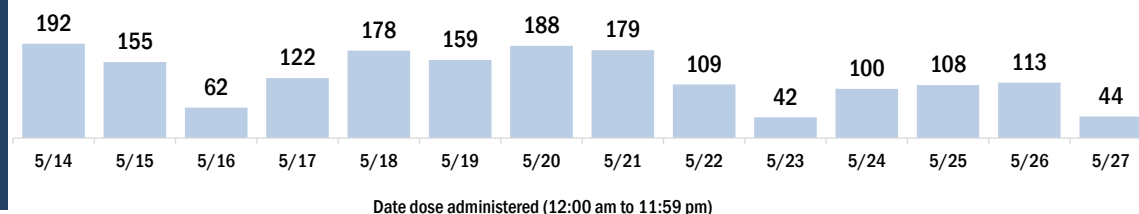


Persons vaccinated for COVID-19 for the past 2 weeks

Number of persons who received their first dose of a two-dose series of the COVID-19 vaccine



Number of persons who completed the COVID-19 vaccine series



COVID-19: Suwannee County vaccine summary

Vaccination data through May 27, 2021 as of May 28, 2021 at 12:05 AM

Data in this report are provisional and subject to change.

Data in this summary pertain to COVID-19 vaccines approved by the U.S. Food and Drug Administration and have been issued an Emergency Use Authorization (Janssen COVID-19 Vaccine, Moderna COVID-19 Vaccine and Pfizer-BioNTech COVID-19 Vaccine). These data summarize the number of people who have received either their first dose or have completed the series for a COVID-19 vaccine. **A person can only be counted in one category, first dose or series complete.** For persons receiving Moderna or Pfizer vaccines, once they receive their second dose, they are moved from the first dose column to the series completed column. **Because of this, the total first dose category may show a change from report to report not matching the total receiving their first dose from the previous day.** Persons receiving Johnson & Johnson vaccines will always be counted in the series completed column.

COVID-19 doses for vaccinated persons in Florida

Doses administered 19,333

People receiving one dose of a 1-dose series (Johnson & Johnson) or receiving only one dose of a 2-dose series (Moderna, Pfizer) count once. Persons receiving both doses of a 2-dose series count twice.

Current status of persons vaccinated for COVID-19 in Florida

Total people vaccinated 10,894

First dose 1,718

Series completed 9,176

Completed 1-dose series 737

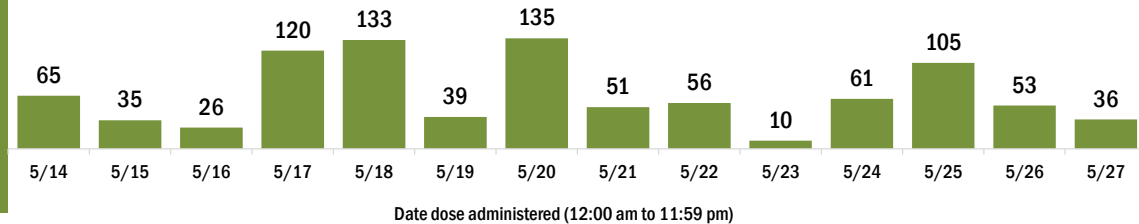
Completed 2-dose series 8,439

First dose: current number of people who have only received their first dose of the Moderna or Pfizer vaccine.

Series complete: current number of people who have received both Moderna or Pfizer vaccine doses or one Johnson & Johnson dose and are considered fully immunized.

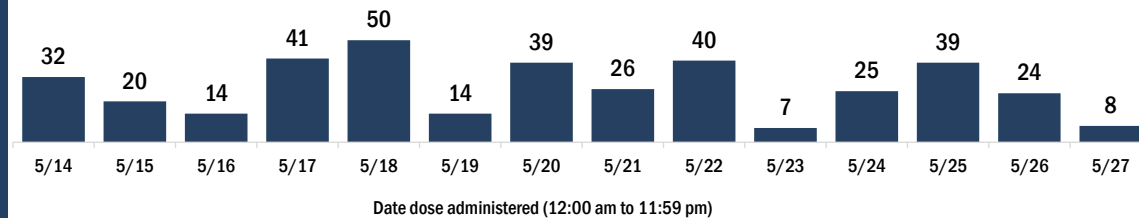
Demographic summary	First dose	Series complete	Total people vaccinated
Age group	1,718	9,176	10,894
12-14 years	23	0	23
15-24 years	163	285	448
25-34 years	177	372	549
35-44 years	242	554	796
45-54 years	273	880	1,153
55-64 years	421	1,988	2,409
65-74 years	225	2,788	3,013
75-84 years	139	1,723	1,862
85+ years	55	586	641
Race	1,718	9,176	10,894
White	1,071	6,541	7,612
Black	266	836	1,102
American Indian/Alaskan	10	17	27
Other	185	616	801
Unknown	186	1,166	1,352
Other race includes Asian, native Hawaiian/Pacific Islander, or other.			
Ethnicity	1,718	9,176	10,894
Hispanic	210	490	700
Non-Hispanic	1,027	5,908	6,935
Unknown	481	2,778	3,259
Gender	1,718	9,176	10,894
Female	730	5,212	5,942
Male	988	3,964	4,952
Unknown	0	0	0

COVID-19 doses administered for the past 2 weeks

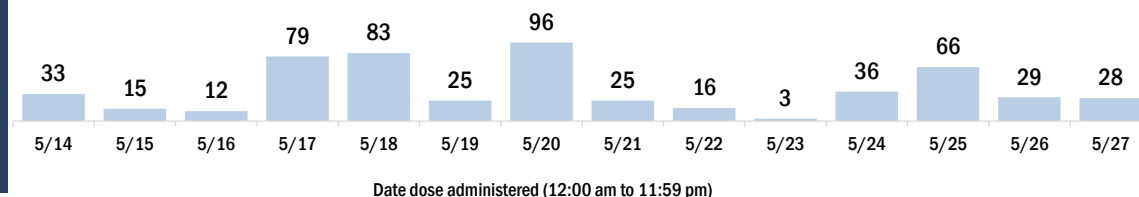


Persons vaccinated for COVID-19 for the past 2 weeks

Number of persons who received their first dose of a two-dose series of the COVID-19 vaccine



Number of persons who completed the COVID-19 vaccine series



COVID-19: Taylor County vaccine summary

Vaccination data through May 27, 2021 as of May 28, 2021 at 12:05 AM

Data in this report are provisional and subject to change.

Data in this summary pertain to COVID-19 vaccines approved by the U.S. Food and Drug Administration and have been issued an Emergency Use Authorization (Janssen COVID-19 Vaccine, Moderna COVID-19 Vaccine and Pfizer-BioNTech COVID-19 Vaccine). These data summarize the number of people who have received either their first dose or have completed the series for a COVID-19 vaccine. **A person can only be counted in one category, first dose or series complete.** For persons receiving Moderna or Pfizer vaccines, once they receive their second dose, they are moved from the first dose column to the series completed column. **Because of this, the total first dose category may show a change from report to report not matching the total receiving their first dose from the previous day.** Persons receiving Johnson & Johnson vaccines will always be counted in the series completed column.

COVID-19 doses for vaccinated persons in Florida

Doses administered 10,759

People receiving one dose of a 1-dose series (Johnson & Johnson) or receiving only one dose of a 2-dose series (Moderna, Pfizer) count once. Persons receiving both doses of a 2-dose series count twice.

Current status of persons vaccinated for COVID-19 in Florida

Total people vaccinated 6,217

First dose 1,269

Series completed 4,948

Completed 1-dose series 406

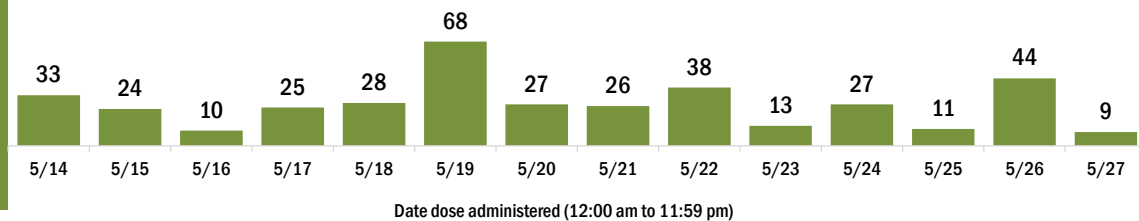
Completed 2-dose series 4,542

First dose: current number of people who have only received their first dose of the Moderna or Pfizer vaccine.

Series complete: current number of people who have received both Moderna or Pfizer vaccine doses or one Johnson & Johnson dose and are considered fully immunized.

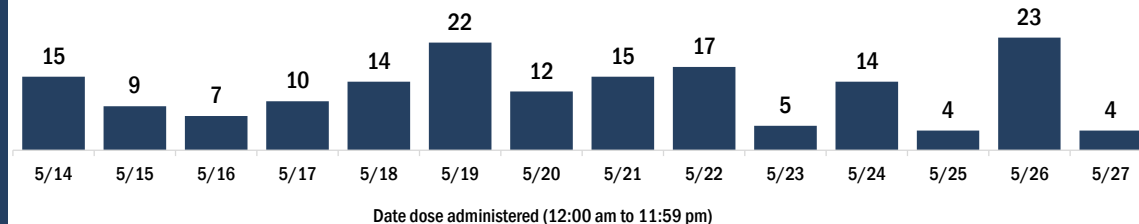
Demographic summary	First dose	Series complete	Total people vaccinated
Age group	1,269	4,948	6,217
12-14 years	11	0	11
15-24 years	62	94	156
25-34 years	86	236	322
35-44 years	107	352	459
45-54 years	178	549	727
55-64 years	291	1,145	1,436
65-74 years	316	1,515	1,831
75-84 years	163	834	997
85+ years	55	223	278
Race	1,269	4,948	6,217
White	864	3,629	4,493
Black	207	719	926
American Indian/Alaskan	8	34	42
Other	63	317	380
Unknown	127	249	376
Other race includes Asian, native Hawaiian/Pacific Islander, or other.			
Ethnicity	1,269	4,948	6,217
Hispanic	19	102	121
Non-Hispanic	767	3,184	3,951
Unknown	483	1,662	2,145
Gender	1,269	4,948	6,217
Female	615	2,521	3,136
Male	653	2,426	3,079
Unknown	1	1	2

COVID-19 doses administered for the past 2 weeks

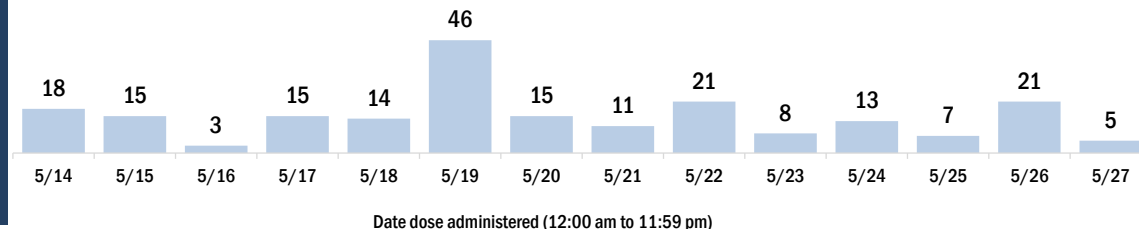


Persons vaccinated for COVID-19 for the past 2 weeks

Number of persons who received their first dose of a two-dose series of the COVID-19 vaccine



Number of persons who completed the COVID-19 vaccine series



COVID-19: Union County vaccine summary

Vaccination data through May 27, 2021 as of May 28, 2021 at 12:05 AM

Data in this report are provisional and subject to change.

Data in this summary pertain to COVID-19 vaccines approved by the U.S. Food and Drug Administration and have been issued an Emergency Use Authorization (Janssen COVID-19 Vaccine, Moderna COVID-19 Vaccine and Pfizer-BioNTech COVID-19 Vaccine). These data summarize the number of people who have received either their first dose or have completed the series for a COVID-19 vaccine. **A person can only be counted in one category, first dose or series complete.** For persons receiving Moderna or Pfizer vaccines, once they receive their second dose, they are moved from the first dose column to the series completed column. **Because of this, the total first dose category may show a change from report to report not matching the total receiving their first dose from the previous day.** Persons receiving Johnson & Johnson vaccines will always be counted in the series completed column.

COVID-19 doses for vaccinated persons in Florida

Doses administered 6,276

People receiving one dose of a 1-dose series (Johnson & Johnson) or receiving only one dose of a 2-dose series (Moderna, Pfizer) count once. Persons receiving both doses of a 2-dose series count twice.

Current status of persons vaccinated for COVID-19 in Florida

Total people vaccinated 3,536

First dose 666

Series completed 2,870

Completed 1-dose series 130

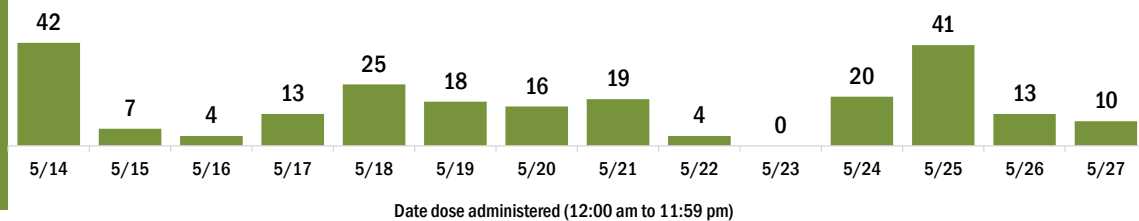
Completed 2-dose series 2,740

First dose: current number of people who have only received their first dose of the Moderna or Pfizer vaccine.

Series complete: current number of people who have received both Moderna or Pfizer vaccine doses or one Johnson & Johnson dose and are considered fully immunized.

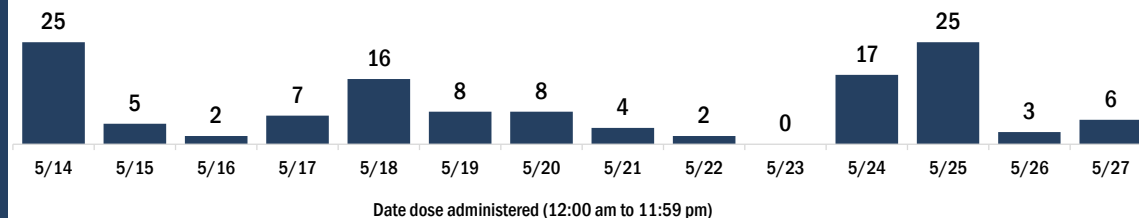
Demographic summary	First dose	Series complete	Total people vaccinated
Age group	666	2,870	3,536
12-14 years	5	0	5
15-24 years	55	97	152
25-34 years	57	193	250
35-44 years	126	288	414
45-54 years	129	416	545
55-64 years	150	681	831
65-74 years	98	718	816
75-84 years	39	375	414
85+ years	7	102	109
Race	666	2,870	3,536
White	421	2,150	2,571
Black	173	479	652
American Indian/Alaskan	5	17	22
Other	46	172	218
Unknown	21	52	73
Other race includes Asian, native Hawaiian/Pacific Islander, or other.			
Ethnicity	666	2,870	3,536
Hispanic	41	107	148
Non-Hispanic	525	2,529	3,054
Unknown	100	234	334
Gender	666	2,870	3,536
Female	170	1,232	1,402
Male	491	1,638	2,129
Unknown	5	0	5

COVID-19 doses administered for the past 2 weeks

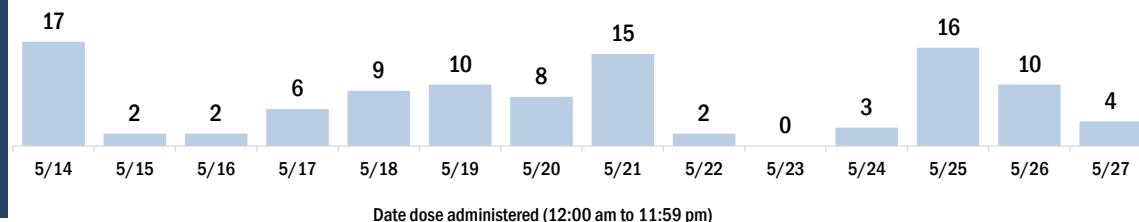


Persons vaccinated for COVID-19 for the past 2 weeks

Number of persons who received their first dose of a two-dose series of the COVID-19 vaccine



Number of persons who completed the COVID-19 vaccine series



COVID-19: Volusia County vaccine summary

Vaccination data through May 27, 2021 as of May 28, 2021 at 12:05 AM

Data in this report are provisional and subject to change.

Data in this summary pertain to COVID-19 vaccines approved by the U.S. Food and Drug Administration and have been issued an Emergency Use Authorization (Janssen COVID-19 Vaccine, Moderna COVID-19 Vaccine and Pfizer-BioNTech COVID-19 Vaccine). These data summarize the number of people who have received either their first dose or have completed the series for a COVID-19 vaccine. **A person can only be counted in one category, first dose or series complete.** For persons receiving Moderna or Pfizer vaccines, once they receive their second dose, they are moved from the first dose column to the series completed column. **Because of this, the total first dose category may show a change from report to report not matching the total receiving their first dose from the previous day.** Persons receiving Johnson & Johnson vaccines will always be counted in the series completed column.

COVID-19 doses for vaccinated persons in Florida

Doses administered 413,000

People receiving one dose of a 1-dose series (Johnson & Johnson) or receiving only one dose of a 2-dose series (Moderna, Pfizer) count once. Persons receiving both doses of a 2-dose series count twice.

Current status of persons vaccinated for COVID-19 in Florida

Total people vaccinated 238,610

First dose 41,792

Series completed 196,818

Completed 1-dose series 22,428

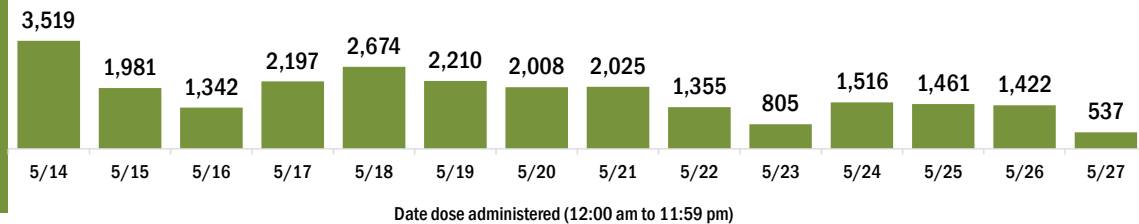
Completed 2-dose series 174,390

First dose: current number of people who have only received their first dose of the Moderna or Pfizer vaccine.

Series complete: current number of people who have received both Moderna or Pfizer vaccine doses or one Johnson & Johnson dose and are considered fully immunized.

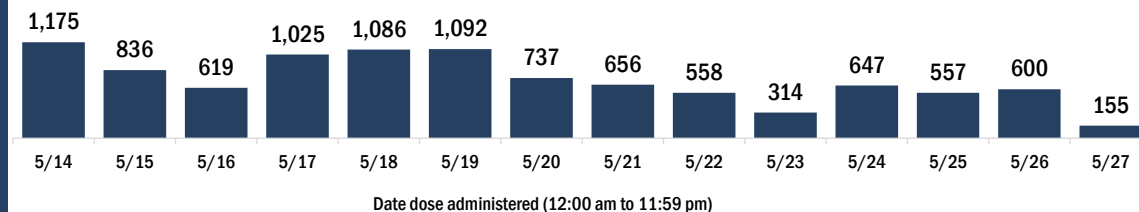
Demographic summary	First dose	Series complete	Total people vaccinated
Age group	41,792	196,818	238,610
12-14 years	1,210	0	1,210
15-24 years	4,922	9,534	14,456
25-34 years	4,041	11,447	15,488
35-44 years	4,563	14,949	19,512
45-54 years	5,769	22,678	28,447
55-64 years	8,789	41,409	50,198
65-74 years	7,328	55,531	62,859
75-84 years	3,735	30,670	34,405
85+ years	1,435	10,600	12,035
Race	41,792	196,818	238,610
White	25,919	129,854	155,773
Black	2,767	10,038	12,805
American Indian/Alaskan	186	657	843
Other	5,014	21,911	26,925
Unknown	7,906	34,358	42,264
Other race includes Asian, native Hawaiian/Pacific Islander, or other.			
Ethnicity	41,792	196,818	238,610
Hispanic	5,174	14,442	19,616
Non-Hispanic	20,872	103,661	124,533
Unknown	15,746	78,715	94,461
Gender	41,792	196,818	238,610
Female	22,151	108,337	130,488
Male	19,211	85,418	104,629
Unknown	430	3,063	3,493

COVID-19 doses administered for the past 2 weeks

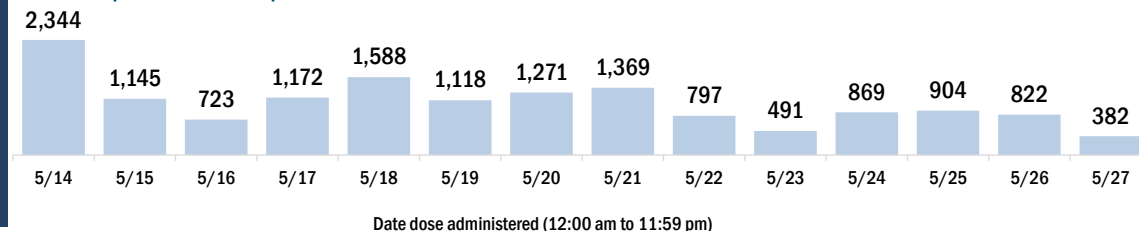


Persons vaccinated for COVID-19 for the past 2 weeks

Number of persons who received their first dose of a two-dose series of the COVID-19 vaccine



Number of persons who completed the COVID-19 vaccine series



COVID-19: Wakulla County vaccine summary

Vaccination data through May 27, 2021 as of May 28, 2021 at 12:05 AM

Data in this report are provisional and subject to change.

Data in this summary pertain to COVID-19 vaccines approved by the U.S. Food and Drug Administration and have been issued an Emergency Use Authorization (Janssen COVID-19 Vaccine, Moderna COVID-19 Vaccine and Pfizer-BioNTech COVID-19 Vaccine). These data summarize the number of people who have received either their first dose or have completed the series for a COVID-19 vaccine. **A person can only be counted in one category, first dose or series complete.** For persons receiving Moderna or Pfizer vaccines, once they receive their second dose, they are moved from the first dose column to the series completed column. **Because of this, the total first dose category may show a change from report to report not matching the total receiving their first dose from the previous day.** Persons receiving Johnson & Johnson vaccines will always be counted in the series completed column.

COVID-19 doses for vaccinated persons in Florida

Doses administered 19,805

People receiving one dose of a 1-dose series (Johnson & Johnson) or receiving only one dose of a 2-dose series (Moderna, Pfizer) count once. Persons receiving both doses of a 2-dose series count twice.

Current status of persons vaccinated for COVID-19 in Florida

Total people vaccinated 11,520

First dose 2,605

Series completed 8,915

Completed 1-dose series 630

Completed 2-dose series 8,285

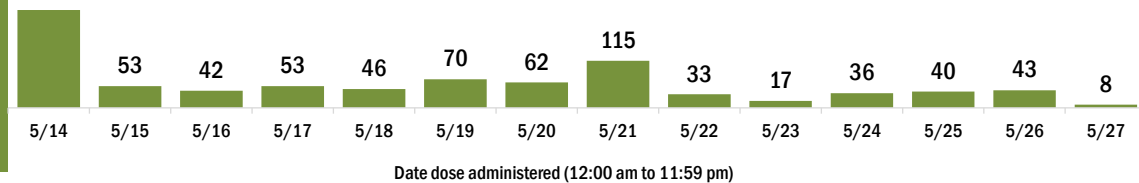
First dose: current number of people who have only received their first dose of the Moderna or Pfizer vaccine.

Series complete: current number of people who have received both Moderna or Pfizer vaccine doses or one Johnson & Johnson dose and are considered fully immunized.

Demographic summary	First dose	Series complete	Total people vaccinated
Age group	2,605	8,915	11,520
12-14 years	48	0	48
15-24 years	183	364	547
25-34 years	313	552	865
35-44 years	413	820	1,233
45-54 years	472	1,210	1,682
55-64 years	523	2,014	2,537
65-74 years	415	2,523	2,938
75-84 years	181	1,160	1,341
85+ years	57	272	329
Race	2,605	8,915	11,520
White	1,774	6,650	8,424
Black	524	683	1,207
American Indian/Alaskan	6	39	45
Other	137	1,085	1,222
Unknown	164	458	622
Other race includes Asian, native Hawaiian/Pacific Islander, or other.			
Ethnicity	2,605	8,915	11,520
Hispanic	81	196	277
Non-Hispanic	1,229	7,164	8,393
Unknown	1,295	1,555	2,850
Gender	2,605	8,915	11,520
Female	907	4,966	5,873
Male	1,697	3,948	5,645
Unknown	1	1	2

COVID-19 doses administered for the past 2 weeks

239

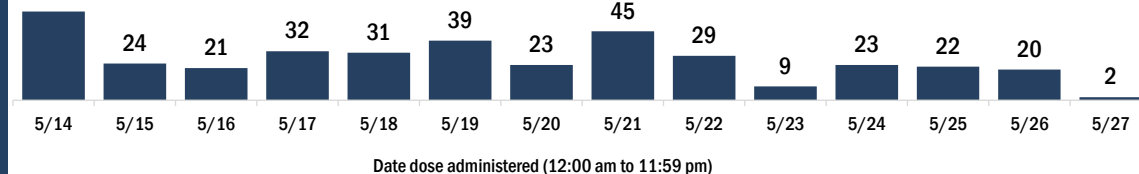


Date dose administered (12:00 am to 11:59 pm)

Persons vaccinated for COVID-19 for the past 2 weeks

Number of persons who received their first dose of a two-dose series of the COVID-19 vaccine

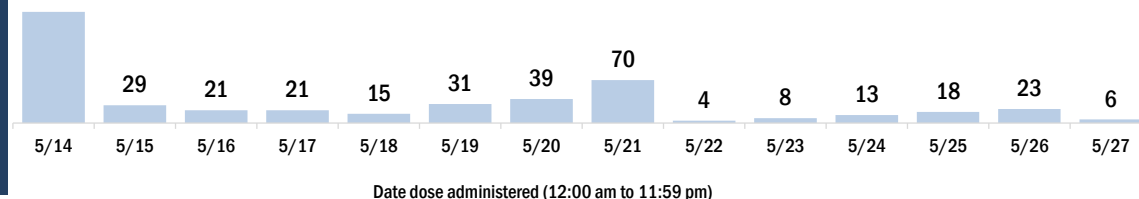
58



Date dose administered (12:00 am to 11:59 pm)

Number of persons who completed the COVID-19 vaccine series

181



Date dose administered (12:00 am to 11:59 pm)

COVID-19: Walton County vaccine summary

Vaccination data through May 27, 2021 as of May 28, 2021 at 12:05 AM

Data in this report are provisional and subject to change.

Data in this summary pertain to COVID-19 vaccines approved by the U.S. Food and Drug Administration and have been issued an Emergency Use Authorization (Janssen COVID-19 Vaccine, Moderna COVID-19 Vaccine and Pfizer-BioNTech COVID-19 Vaccine). These data summarize the number of people who have received either their first dose or have completed the series for a COVID-19 vaccine. **A person can only be counted in one category, first dose or series complete.** For persons receiving Moderna or Pfizer vaccines, once they receive their second dose, they are moved from the first dose column to the series completed column. **Because of this, the total first dose category may show a change from report to report not matching the total receiving their first dose from the previous day.** Persons receiving Johnson & Johnson vaccines will always be counted in the series completed column.

COVID-19 doses for vaccinated persons in Florida

Doses administered 47,573

People receiving one dose of a 1-dose series (Johnson & Johnson) or receiving only one dose of a 2-dose series (Moderna, Pfizer) count once. Persons receiving both doses of a 2-dose series count twice.

Current status of persons vaccinated for COVID-19 in Florida

Total people vaccinated 27,222

First dose 5,235

Series completed 21,987

Completed 1-dose series 1,636

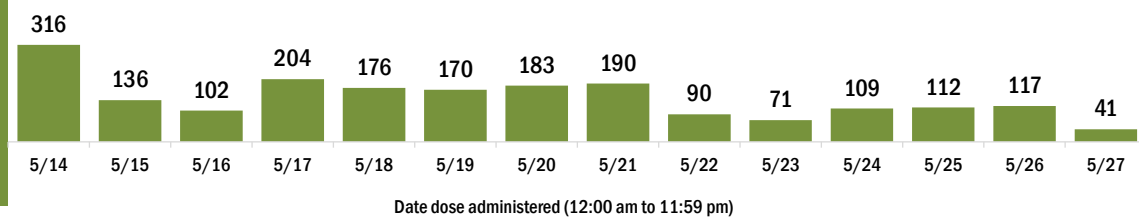
Completed 2-dose series 20,351

First dose: current number of people who have only received their first dose of the Moderna or Pfizer vaccine.

Series complete: current number of people who have received both Moderna or Pfizer vaccine doses or one Johnson & Johnson dose and are considered fully immunized.

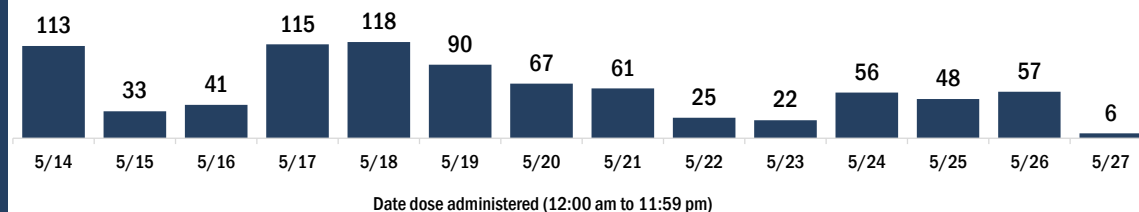
Demographic summary	First dose	Series complete	Total people vaccinated
Age group	5,235	21,987	27,222
12-14 years	63	0	63
15-24 years	446	654	1,100
25-34 years	511	1,101	1,612
35-44 years	626	1,923	2,549
45-54 years	791	2,691	3,482
55-64 years	1,095	5,160	6,255
65-74 years	1,103	6,728	7,831
75-84 years	482	2,937	3,419
85+ years	118	793	911
Race	5,235	21,987	27,222
White	3,675	16,341	20,016
Black	224	553	777
American Indian/Alaskan	24	99	123
Other	375	1,141	1,516
Unknown	937	3,853	4,790
Other race includes Asian, native Hawaiian/Pacific Islander, or other.			
Ethnicity	5,235	21,987	27,222
Hispanic	341	706	1,047
Non-Hispanic	3,208	14,504	17,712
Unknown	1,686	6,777	8,463
Gender	5,235	21,987	27,222
Female	2,666	11,692	14,358
Male	2,549	10,292	12,841
Unknown	20	3	23

COVID-19 doses administered for the past 2 weeks

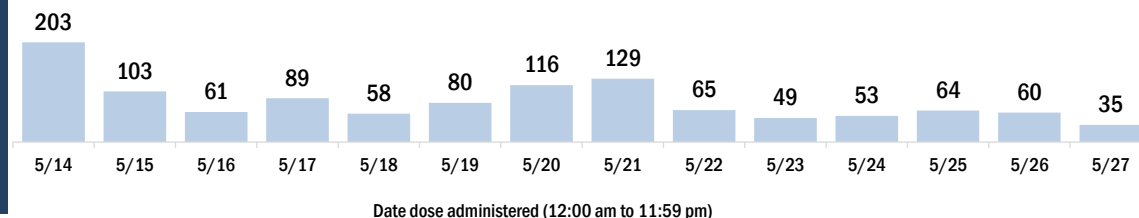


Persons vaccinated for COVID-19 for the past 2 weeks

Number of persons who received their first dose of a two-dose series of the COVID-19 vaccine



Number of persons who completed the COVID-19 vaccine series



COVID-19: Washington County vaccine summary

Vaccination data through May 27, 2021 as of May 28, 2021 at 12:05 AM

Data in this report are provisional and subject to change.

Data in this summary pertain to COVID-19 vaccines approved by the U.S. Food and Drug Administration and have been issued an Emergency Use Authorization (Janssen COVID-19 Vaccine, Moderna COVID-19 Vaccine and Pfizer-BioNTech COVID-19 Vaccine). These data summarize the number of people who have received either their first dose or have completed the series for a COVID-19 vaccine. **A person can only be counted in one category, first dose or series complete.** For persons receiving Moderna or Pfizer vaccines, once they receive their second dose, they are moved from the first dose column to the series completed column. **Because of this, the total first dose category may show a change from report to report not matching the total receiving their first dose from the previous day.** Persons receiving Johnson & Johnson vaccines will always be counted in the series completed column.

COVID-19 doses for vaccinated persons in Florida

Doses administered 11,151

People receiving one dose of a 1-dose series (Johnson & Johnson) or receiving only one dose of a 2-dose series (Moderna, Pfizer) count once. Persons receiving both doses of a 2-dose series count twice.

Current status of persons vaccinated for COVID-19 in Florida

Total people vaccinated 6,271

First dose 895

Series completed 5,376

Completed 1-dose series 496

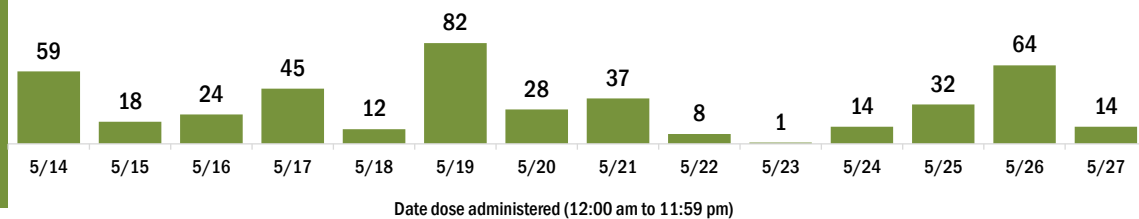
Completed 2-dose series 4,880

First dose: current number of people who have only received their first dose of the Moderna or Pfizer vaccine.

Series complete: current number of people who have received both Moderna or Pfizer vaccine doses or one Johnson & Johnson dose and are considered fully immunized.

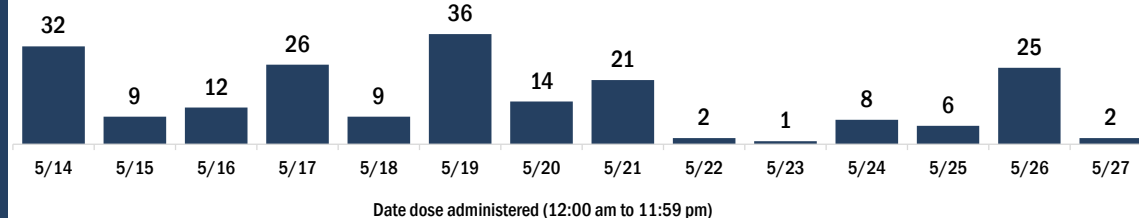
Demographic summary	First dose	Series complete	Total people vaccinated
Age group	895	5,376	6,271
12-14 years	11	0	11
15-24 years	74	107	181
25-34 years	101	265	366
35-44 years	116	436	552
45-54 years	176	652	828
55-64 years	205	1,308	1,513
65-74 years	122	1,495	1,617
75-84 years	65	835	900
85+ years	25	278	303
Race	895	5,376	6,271
White	535	4,011	4,546
Black	121	544	665
American Indian/Alaskan	5	64	69
Other	41	242	283
Unknown	193	515	708
Other race includes Asian, native Hawaiian/Pacific Islander, or other.			
Ethnicity	895	5,376	6,271
Hispanic	23	120	143
Non-Hispanic	658	4,421	5,079
Unknown	214	835	1,049
Gender	895	5,376	6,271
Female	396	2,720	3,116
Male	499	2,656	3,155
Unknown	0	0	0

COVID-19 doses administered for the past 2 weeks



Persons vaccinated for COVID-19 for the past 2 weeks

Number of persons who received their first dose of a two-dose series of the COVID-19 vaccine



Number of persons who completed the COVID-19 vaccine series

