

COVID-19: Florida vaccine summary

Vaccination data through May 26, 2021 as of May 27, 2021 at 12:05 AM

Data in this report are provisional and subject to change. Data are based on county of residence.

Data in this summary pertain to COVID-19 vaccines approved by the U.S. Food and Drug Administration and have been issued an Emergency Use Authorization (Janssen COVID-19 Vaccine, Moderna COVID-19 Vaccine and Pfizer-BioNTech COVID-19 Vaccine). These data summarize the number of people who have received either their first dose or have completed the series for a COVID-19 vaccine. **A person can only be counted in one category, first dose or series complete.** For persons receiving Moderna or Pfizer vaccines, once they receive their second dose, they are moved from the first dose column to the series completed column. **Because of this, the total first dose category may show a change from report to report not matching the total receiving their first dose from the previous day.** Persons receiving Johnson & Johnson vaccines will always be counted in the series completed column.

COVID-19 doses for vaccinated persons in Florida

Doses administered 17,531,584

People receiving one dose of a 1-dose series (Johnson & Johnson) or receiving only one dose of a 2-dose series (Moderna, Pfizer) count once. Persons receiving both doses of a 2-dose series count twice.

Current status of persons vaccinated for COVID-19 in Florida

Total people vaccinated 10,169,597

First dose 2,030,579

Series completed 8,139,018

Completed 1-dose series 777,031

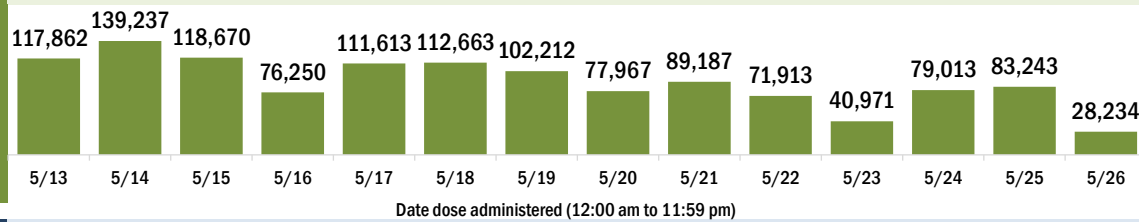
Completed 2-dose series 7,361,987

First dose: current number of people who have only received their first dose of the Moderna or Pfizer vaccine.

Series complete: current number of people who have received both Moderna or Pfizer vaccine doses or one Johnson & Johnson dose and are considered fully immunized.

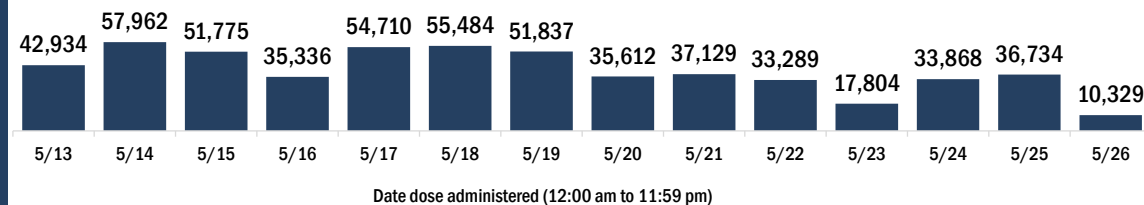
| Demographic summary | First dose | Series complete | Total people vaccinated |
|---|------------------|------------------|-------------------------|
| Age group | 2,030,579 | 8,139,018 | 10,169,597 |
| 12-14 years | 73,241 | 0 | 73,241 |
| 15-24 years | 251,936 | 481,162 | 733,098 |
| 25-34 years | 250,996 | 693,593 | 944,589 |
| 35-44 years | 276,332 | 896,790 | 1,173,122 |
| 45-54 years | 297,240 | 1,164,080 | 1,461,320 |
| 55-64 years | 328,730 | 1,631,117 | 1,959,847 |
| 65-74 years | 303,021 | 1,867,929 | 2,170,950 |
| 75-84 years | 175,494 | 1,055,274 | 1,230,768 |
| 85+ years | 73,589 | 349,073 | 422,662 |
| Race | 2,030,579 | 8,139,018 | 10,169,597 |
| White | 1,224,872 | 5,476,306 | 6,701,178 |
| Black | 173,759 | 557,621 | 731,380 |
| American Indian/Alaskan | 10,909 | 28,762 | 39,671 |
| Other | 261,544 | 886,273 | 1,147,817 |
| Unknown | 359,495 | 1,190,056 | 1,549,551 |
| Other race includes Asian, native Hawaiian/Pacific Islander, or other. | | | |
| Ethnicity | 2,030,579 | 8,139,018 | 10,169,597 |
| Hispanic | 484,858 | 1,325,972 | 1,810,830 |
| Non-Hispanic | 829,661 | 4,195,515 | 5,025,176 |
| Unknown | 716,060 | 2,617,531 | 3,333,591 |
| Gender | 2,030,579 | 8,139,018 | 10,169,597 |
| Female | 1,068,216 | 4,459,390 | 5,527,606 |
| Male | 951,782 | 3,667,558 | 4,619,340 |
| Unknown | 10,581 | 12,070 | 22,651 |

COVID-19 doses administered for the past 2 weeks

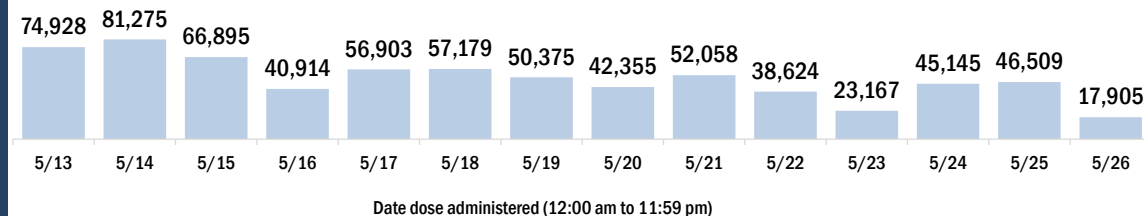


Persons vaccinated for COVID-19 for the past 2 weeks

Number of persons who received their first dose of the COVID-19 vaccine



Number of persons who received their second dose and completed the COVID-19 vaccine series



COVID-19: Alachua County vaccine summary

Vaccination data through May 26, 2021 as of May 27, 2021 at 12:05 AM

Data in this report are provisional and subject to change.

Data in this summary pertain to COVID-19 vaccines approved by the U.S. Food and Drug Administration and have been issued an Emergency Use Authorization (Janssen COVID-19 Vaccine, Moderna COVID-19 Vaccine and Pfizer-BioNTech COVID-19 Vaccine). These data summarize the number of people who have received either their first dose or have completed the series for a COVID-19 vaccine. **A person can only be counted in one category, first dose or series complete.** For persons receiving Moderna or Pfizer vaccines, once they receive their second dose, they are moved from the first dose column to the series completed column. **Because of this, the total first dose category may show a change from report to report not matching the total receiving their first dose from the previous day.** Persons receiving Johnson & Johnson vaccines will always be counted in the series completed column.

COVID-19 doses for vaccinated persons in Florida

Doses administered 231,728

People receiving one dose of a 1-dose series (Johnson & Johnson) or receiving only one dose of a 2-dose series (Moderna, Pfizer) count once. Persons receiving both doses of a 2-dose series count twice.

Current status of persons vaccinated for COVID-19 in Florida

Total people vaccinated 128,159

First dose 19,467

Series completed 108,692

Completed 1-dose series 5,123

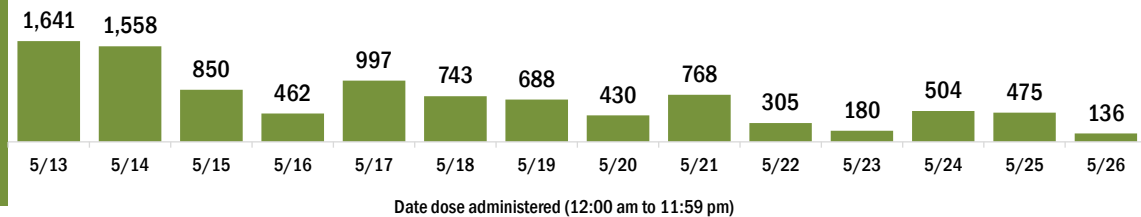
Completed 2-dose series 103,569

First dose: current number of people who have only received their first dose of the Moderna or Pfizer vaccine.

Series complete: current number of people who have received both Moderna or Pfizer vaccine doses or one Johnson & Johnson dose and are considered fully immunized.

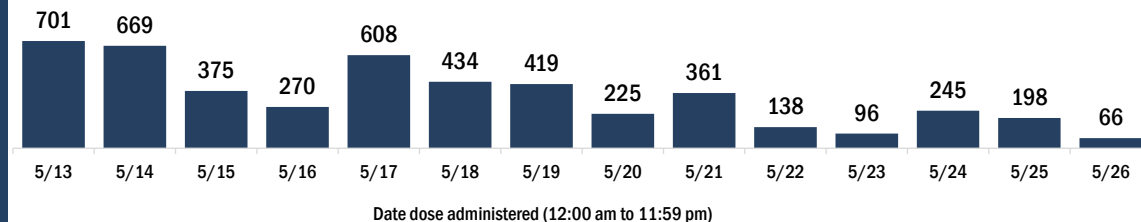
| Demographic summary | First dose | Series complete | Total people vaccinated |
|---|---------------|-----------------|-------------------------|
| Age group | 19,467 | 108,692 | 128,159 |
| 12-14 years | 1,133 | 0 | 1,133 |
| 15-24 years | 5,194 | 17,892 | 23,086 |
| 25-34 years | 3,668 | 17,606 | 21,274 |
| 35-44 years | 2,746 | 13,537 | 16,283 |
| 45-54 years | 2,140 | 12,839 | 14,979 |
| 55-64 years | 2,271 | 16,330 | 18,601 |
| 65-74 years | 1,355 | 18,199 | 19,554 |
| 75-84 years | 642 | 8,986 | 9,628 |
| 85+ years | 318 | 3,303 | 3,621 |
| Race | 19,467 | 108,692 | 128,159 |
| White | 11,416 | 74,701 | 86,117 |
| Black | 2,959 | 11,014 | 13,973 |
| American Indian/Alaskan | 96 | 353 | 449 |
| Other | 3,234 | 17,252 | 20,486 |
| Unknown | 1,762 | 5,372 | 7,134 |
| Other race includes Asian, native Hawaiian/Pacific Islander, or other. | | | |
| Ethnicity | 19,467 | 108,692 | 128,159 |
| Hispanic | 2,563 | 10,198 | 12,761 |
| Non-Hispanic | 11,300 | 73,961 | 85,261 |
| Unknown | 5,604 | 24,533 | 30,137 |
| Gender | 19,467 | 108,692 | 128,159 |
| Female | 10,040 | 61,353 | 71,393 |
| Male | 9,354 | 47,293 | 56,647 |
| Unknown | 73 | 46 | 119 |

COVID-19 doses administered for the past 2 weeks

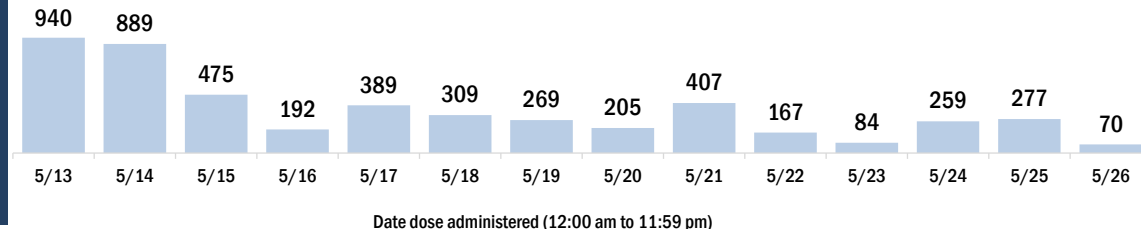


Persons vaccinated for COVID-19 for the past 2 weeks

Number of persons who received their first dose of a two-dose series of the COVID-19 vaccine



Number of persons who completed the COVID-19 vaccine series



COVID-19: Baker County vaccine summary

Vaccination data through May 26, 2021 as of May 27, 2021 at 12:05 AM

Data in this report are provisional and subject to change.

Data in this summary pertain to COVID-19 vaccines approved by the U.S. Food and Drug Administration and have been issued an Emergency Use Authorization (Janssen COVID-19 Vaccine, Moderna COVID-19 Vaccine and Pfizer-BioNTech COVID-19 Vaccine). These data summarize the number of people who have received either their first dose or have completed the series for a COVID-19 vaccine. **A person can only be counted in one category, first dose or series complete.** For persons receiving Moderna or Pfizer vaccines, once they receive their second dose, they are moved from the first dose column to the series completed column. **Because of this, the total first dose category may show a change from report to report not matching the total receiving their first dose from the previous day.** Persons receiving Johnson & Johnson vaccines will always be counted in the series completed column.

COVID-19 doses for vaccinated persons in Florida

Doses administered 11,002

People receiving one dose of a 1-dose series (Johnson & Johnson) or receiving only one dose of a 2-dose series (Moderna, Pfizer) count once. Persons receiving both doses of a 2-dose series count twice.

Current status of persons vaccinated for COVID-19 in Florida

Total people vaccinated 6,381

First dose 1,542

Series completed 4,839

Completed 1-dose series 218

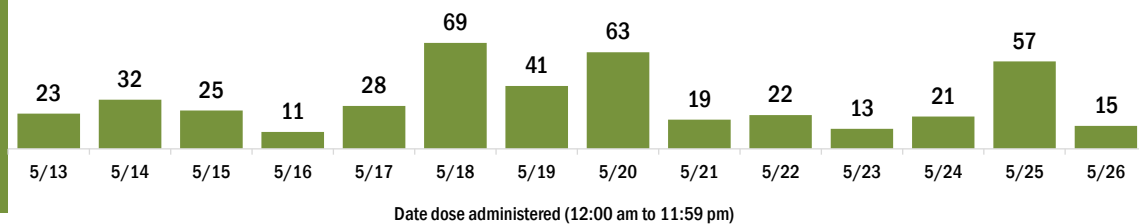
Completed 2-dose series 4,621

First dose: current number of people who have only received their first dose of the Moderna or Pfizer vaccine.

Series complete: current number of people who have received both Moderna or Pfizer vaccine doses or one Johnson & Johnson dose and are considered fully immunized.

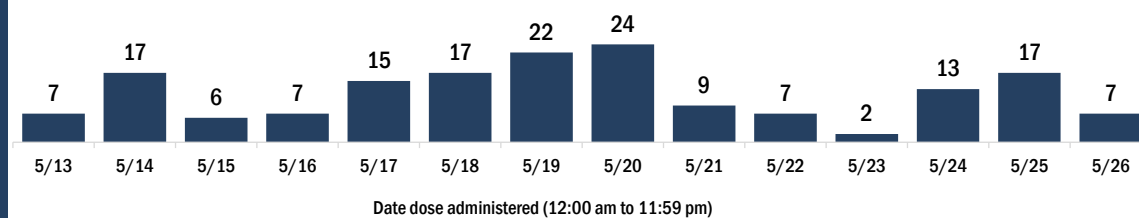
| Demographic summary | First dose | Series complete | Total people vaccinated |
|---|--------------|-----------------|-------------------------|
| Age group | 1,542 | 4,839 | 6,381 |
| 12-14 years | 9 | 0 | 9 |
| 15-24 years | 102 | 156 | 258 |
| 25-34 years | 234 | 265 | 499 |
| 35-44 years | 311 | 419 | 730 |
| 45-54 years | 321 | 649 | 970 |
| 55-64 years | 336 | 1,085 | 1,421 |
| 65-74 years | 141 | 1,364 | 1,505 |
| 75-84 years | 58 | 705 | 763 |
| 85+ years | 30 | 196 | 226 |
| Race | 1,542 | 4,839 | 6,381 |
| White | 931 | 3,842 | 4,773 |
| Black | 446 | 494 | 940 |
| American Indian/Alaskan | 3 | 21 | 24 |
| Other | 109 | 257 | 366 |
| Unknown | 53 | 225 | 278 |
| Other race includes Asian, native Hawaiian/Pacific Islander, or other. | | | |
| Ethnicity | 1,542 | 4,839 | 6,381 |
| Hispanic | 36 | 119 | 155 |
| Non-Hispanic | 726 | 3,599 | 4,325 |
| Unknown | 780 | 1,121 | 1,901 |
| Gender | 1,542 | 4,839 | 6,381 |
| Female | 471 | 2,613 | 3,084 |
| Male | 1,063 | 2,224 | 3,287 |
| Unknown | 8 | 2 | 10 |

COVID-19 doses administered for the past 2 weeks

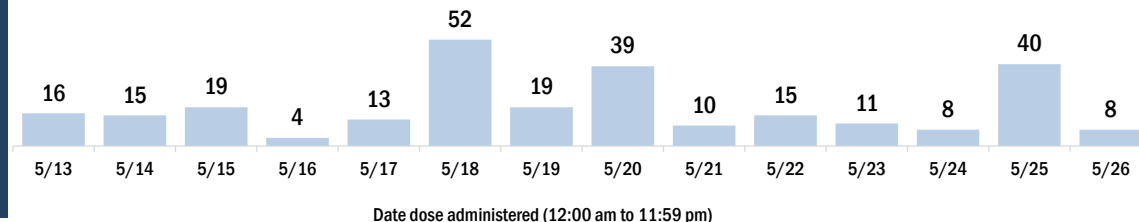


Persons vaccinated for COVID-19 for the past 2 weeks

Number of persons who received their first dose of a two-dose series of the COVID-19 vaccine



Number of persons who completed the COVID-19 vaccine series



COVID-19: Bay County vaccine summary

Vaccination data through May 26, 2021 as of May 27, 2021 at 12:05 AM

Data in this report are provisional and subject to change.

Data in this summary pertain to COVID-19 vaccines approved by the U.S. Food and Drug Administration and have been issued an Emergency Use Authorization (Janssen COVID-19 Vaccine, Moderna COVID-19 Vaccine and Pfizer-BioNTech COVID-19 Vaccine). These data summarize the number of people who have received either their first dose or have completed the series for a COVID-19 vaccine. **A person can only be counted in one category, first dose or series complete.** For persons receiving Moderna or Pfizer vaccines, once they receive their second dose, they are moved from the first dose column to the series completed column. **Because of this, the total first dose category may show a change from report to report not matching the total receiving their first dose from the previous day.** Persons receiving Johnson & Johnson vaccines will always be counted in the series completed column.

COVID-19 doses for vaccinated persons in Florida

Doses administered 97,741

People receiving one dose of a 1-dose series (Johnson & Johnson) or receiving only one dose of a 2-dose series (Moderna, Pfizer) count once. Persons receiving both doses of a 2-dose series count twice.

Current status of persons vaccinated for COVID-19 in Florida

Total people vaccinated 56,853

First dose 9,574

Series completed 47,279

Completed 1-dose series 6,391

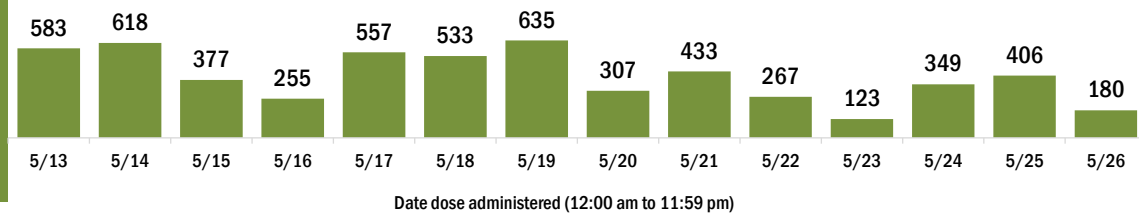
Completed 2-dose series 40,888

First dose: current number of people who have only received their first dose of the Moderna or Pfizer vaccine.

Series complete: current number of people who have received both Moderna or Pfizer vaccine doses or one Johnson & Johnson dose and are considered fully immunized.

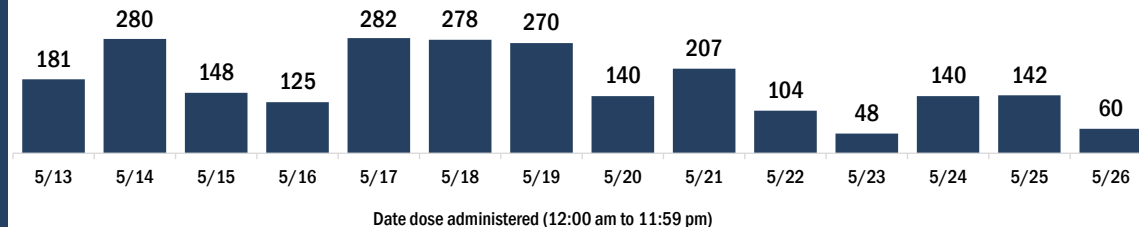
| Demographic summary | First dose | Series complete | Total people vaccinated |
|---|------------|-----------------|-------------------------|
| Age group | 9,574 | 47,279 | 56,853 |
| 12-14 years | 150 | 0 | 150 |
| 15-24 years | 1,125 | 1,938 | 3,063 |
| 25-34 years | 1,158 | 3,076 | 4,234 |
| 35-44 years | 1,310 | 4,519 | 5,829 |
| 45-54 years | 1,518 | 6,202 | 7,720 |
| 55-64 years | 2,062 | 10,761 | 12,823 |
| 65-74 years | 1,355 | 12,624 | 13,979 |
| 75-84 years | 649 | 6,229 | 6,878 |
| 85+ years | 247 | 1,930 | 2,177 |
| Race | 9,574 | 47,279 | 56,853 |
| White | 5,894 | 32,918 | 38,812 |
| Black | 808 | 3,089 | 3,897 |
| American Indian/Alaskan | 43 | 228 | 271 |
| Other | 1,289 | 3,980 | 5,269 |
| Unknown | 1,540 | 7,064 | 8,604 |
| Other race includes Asian, native Hawaiian/Pacific Islander, or other. | | | |
| Ethnicity | 9,574 | 47,279 | 56,853 |
| Hispanic | 836 | 2,255 | 3,091 |
| Non-Hispanic | 5,466 | 28,899 | 34,365 |
| Unknown | 3,272 | 16,125 | 19,397 |
| Gender | 9,574 | 47,279 | 56,853 |
| Female | 5,248 | 25,906 | 31,154 |
| Male | 4,324 | 21,364 | 25,688 |
| Unknown | 2 | 9 | 11 |

COVID-19 doses administered for the past 2 weeks

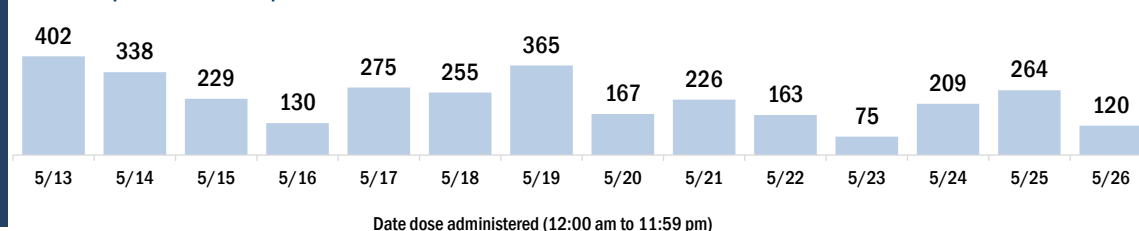


Persons vaccinated for COVID-19 for the past 2 weeks

Number of persons who received their first dose of a two-dose series of the COVID-19 vaccine



Number of persons who completed the COVID-19 vaccine series



COVID-19: Bradford County vaccine summary

Vaccination data through May 26, 2021 as of May 27, 2021 at 12:05 AM

Data in this report are provisional and subject to change.

Data in this summary pertain to COVID-19 vaccines approved by the U.S. Food and Drug Administration and have been issued an Emergency Use Authorization (Janssen COVID-19 Vaccine, Moderna COVID-19 Vaccine and Pfizer-BioNTech COVID-19 Vaccine). These data summarize the number of people who have received either their first dose or have completed the series for a COVID-19 vaccine. **A person can only be counted in one category, first dose or series complete.** For persons receiving Moderna or Pfizer vaccines, once they receive their second dose, they are moved from the first dose column to the series completed column. **Because of this, the total first dose category may show a change from report to report not matching the total receiving their first dose from the previous day.** Persons receiving Johnson & Johnson vaccines will always be counted in the series completed column.

COVID-19 doses for vaccinated persons in Florida

Doses administered 15,371

People receiving one dose of a 1-dose series (Johnson & Johnson) or receiving only one dose of a 2-dose series (Moderna, Pfizer) count once. Persons receiving both doses of a 2-dose series count twice.

Current status of persons vaccinated for COVID-19 in Florida

Total people vaccinated 9,436

First dose 3,091

Series completed 6,345

Completed 1-dose series 410

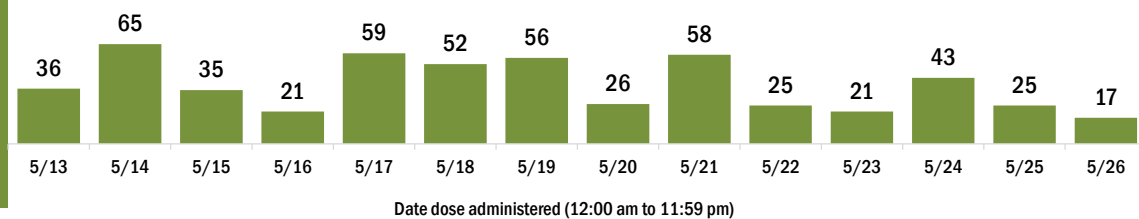
Completed 2-dose series 5,935

First dose: current number of people who have only received their first dose of the Moderna or Pfizer vaccine.

Series complete: current number of people who have received both Moderna or Pfizer vaccine doses or one Johnson & Johnson dose and are considered fully immunized.

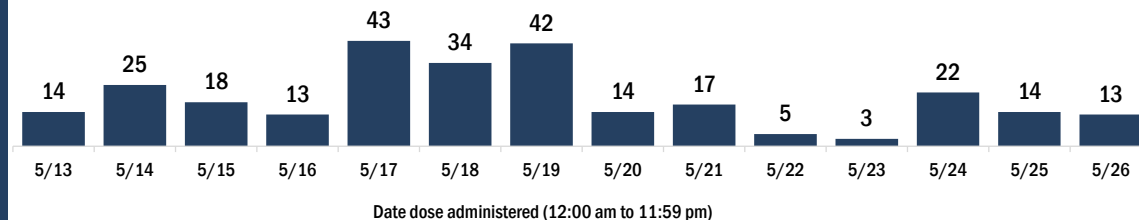
| Demographic summary | First dose | Series complete | Total people vaccinated |
|---|--------------|-----------------|-------------------------|
| Age group | 3,091 | 6,345 | 9,436 |
| 12-14 years | 13 | 0 | 13 |
| 15-24 years | 159 | 167 | 326 |
| 25-34 years | 351 | 371 | 722 |
| 35-44 years | 471 | 583 | 1,054 |
| 45-54 years | 448 | 802 | 1,250 |
| 55-64 years | 875 | 1,412 | 2,287 |
| 65-74 years | 577 | 1,727 | 2,304 |
| 75-84 years | 159 | 979 | 1,138 |
| 85+ years | 38 | 304 | 342 |
| Race | 3,091 | 6,345 | 9,436 |
| White | 1,888 | 4,645 | 6,533 |
| Black | 986 | 1,031 | 2,017 |
| American Indian/Alaskan | 4 | 33 | 37 |
| Other | 134 | 460 | 594 |
| Unknown | 79 | 176 | 255 |
| Other race includes Asian, native Hawaiian/Pacific Islander, or other. | | | |
| Ethnicity | 3,091 | 6,345 | 9,436 |
| Hispanic | 113 | 165 | 278 |
| Non-Hispanic | 2,122 | 5,454 | 7,576 |
| Unknown | 856 | 726 | 1,582 |
| Gender | 3,091 | 6,345 | 9,436 |
| Female | 482 | 3,150 | 3,632 |
| Male | 2,608 | 3,195 | 5,803 |
| Unknown | 1 | 0 | 1 |

COVID-19 doses administered for the past 2 weeks

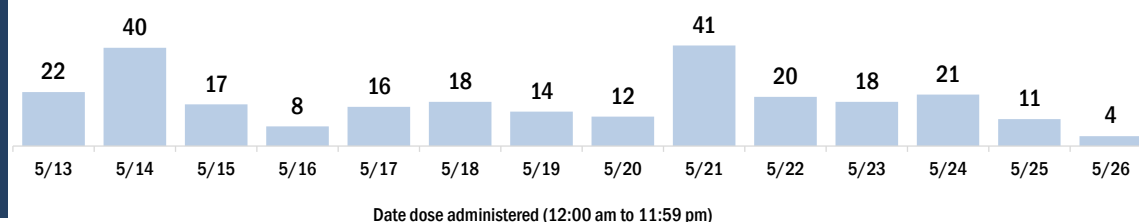


Persons vaccinated for COVID-19 for the past 2 weeks

Number of persons who received their first dose of a two-dose series of the COVID-19 vaccine



Number of persons who completed the COVID-19 vaccine series



COVID-19: Brevard County vaccine summary

Vaccination data through May 26, 2021 as of May 27, 2021 at 12:05 AM

Data in this report are provisional and subject to change.

Data in this summary pertain to COVID-19 vaccines approved by the U.S. Food and Drug Administration and have been issued an Emergency Use Authorization (Janssen COVID-19 Vaccine, Moderna COVID-19 Vaccine and Pfizer-BioNTech COVID-19 Vaccine). These data summarize the number of people who have received either their first dose or have completed the series for a COVID-19 vaccine. **A person can only be counted in one category, first dose or series complete.** For persons receiving Moderna or Pfizer vaccines, once they receive their second dose, they are moved from the first dose column to the series completed column. **Because of this, the total first dose category may show a change from report to report not matching the total receiving their first dose from the previous day.** Persons receiving Johnson & Johnson vaccines will always be counted in the series completed column.

COVID-19 doses for vaccinated persons in Florida

Doses administered 477,123

People receiving one dose of a 1-dose series (Johnson & Johnson) or receiving only one dose of a 2-dose series (Moderna, Pfizer) count once. Persons receiving both doses of a 2-dose series count twice.

Current status of persons vaccinated for COVID-19 in Florida

Total people vaccinated 272,906

First dose 45,651

Series completed 227,255

Completed 1-dose series 23,038

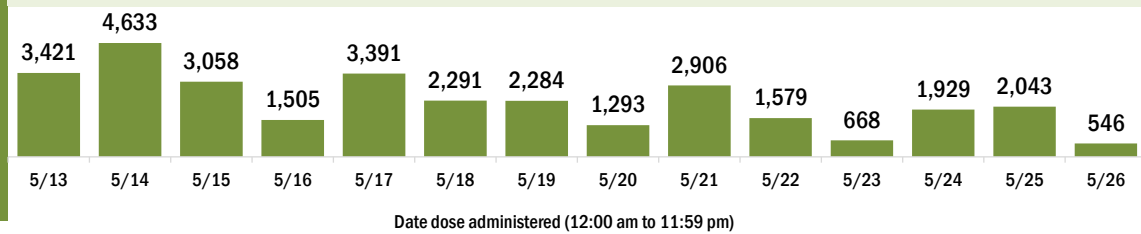
Completed 2-dose series 204,217

First dose: current number of people who have only received their first dose of the Moderna or Pfizer vaccine.

Series complete: current number of people who have received both Moderna or Pfizer vaccine doses or one Johnson & Johnson dose and are considered fully immunized.

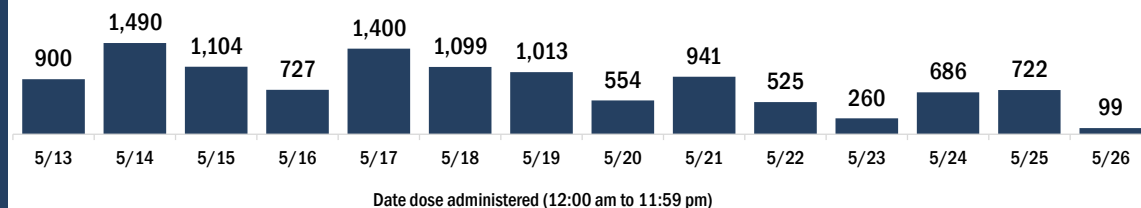
| Demographic summary | First dose | Series complete | Total people vaccinated |
|---|------------|-----------------|-------------------------|
| Age group | 45,651 | 227,255 | 272,906 |
| 12-14 years | 1,733 | 0 | 1,733 |
| 15-24 years | 5,637 | 11,017 | 16,654 |
| 25-34 years | 5,260 | 15,648 | 20,908 |
| 35-44 years | 5,655 | 19,737 | 25,392 |
| 45-54 years | 6,271 | 27,466 | 33,737 |
| 55-64 years | 8,732 | 51,627 | 60,359 |
| 65-74 years | 6,657 | 57,556 | 64,213 |
| 75-84 years | 3,907 | 32,403 | 36,310 |
| 85+ years | 1,799 | 11,801 | 13,600 |
| Race | 45,651 | 227,255 | 272,906 |
| White | 28,969 | 153,099 | 182,068 |
| Black | 3,799 | 12,187 | 15,986 |
| American Indian/Alaskan | 276 | 983 | 1,259 |
| Other | 5,066 | 21,602 | 26,668 |
| Unknown | 7,541 | 39,384 | 46,925 |
| Other race includes Asian, native Hawaiian/Pacific Islander, or other. | | | |
| Ethnicity | 45,651 | 227,255 | 272,906 |
| Hispanic | 4,211 | 13,655 | 17,866 |
| Non-Hispanic | 24,828 | 130,295 | 155,123 |
| Unknown | 16,612 | 83,305 | 99,917 |
| Gender | 45,651 | 227,255 | 272,906 |
| Female | 24,027 | 126,346 | 150,373 |
| Male | 21,505 | 100,671 | 122,176 |
| Unknown | 119 | 238 | 357 |

COVID-19 doses administered for the past 2 weeks

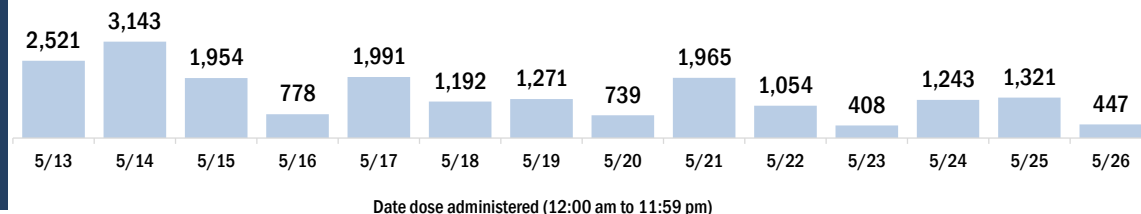


Persons vaccinated for COVID-19 for the past 2 weeks

Number of persons who received their first dose of a two-dose series of the COVID-19 vaccine



Number of persons who completed the COVID-19 vaccine series



COVID-19: Broward County vaccine summary

Vaccination data through May 26, 2021 as of May 27, 2021 at 12:05 AM

Data in this report are provisional and subject to change.

Data in this summary pertain to COVID-19 vaccines approved by the U.S. Food and Drug Administration and have been issued an Emergency Use Authorization (Janssen COVID-19 Vaccine, Moderna COVID-19 Vaccine and Pfizer-BioNTech COVID-19 Vaccine). These data summarize the number of people who have received either their first dose or have completed the series for a COVID-19 vaccine. **A person can only be counted in one category, first dose or series complete.** For persons receiving Moderna or Pfizer vaccines, once they receive their second dose, they are moved from the first dose column to the series completed column. **Because of this, the total first dose category may show a change from report to report not matching the total receiving their first dose from the previous day.** Persons receiving Johnson & Johnson vaccines will always be counted in the series completed column.

COVID-19 doses for vaccinated persons in Florida

Doses administered 1,668,649

People receiving one dose of a 1-dose series (Johnson & Johnson) or receiving only one dose of a 2-dose series (Moderna, Pfizer) count once. Persons receiving both doses of a 2-dose series count twice.

Current status of persons vaccinated for COVID-19 in Florida

Total people vaccinated 979,534

First dose 219,526

Series completed 760,008

Completed 1-dose series 70,893

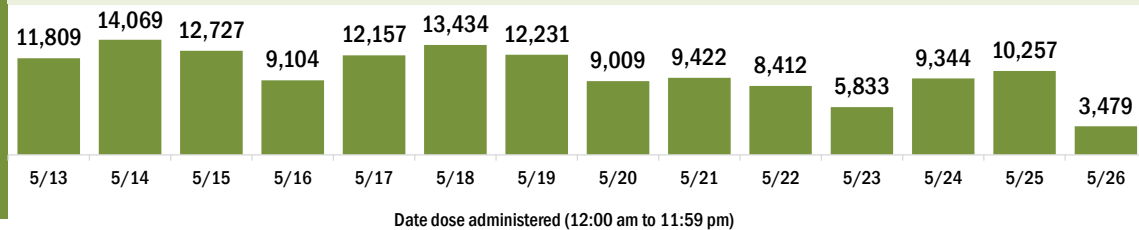
Completed 2-dose series 689,115

First dose: current number of people who have only received their first dose of the Moderna or Pfizer vaccine.

Series complete: current number of people who have received both Moderna or Pfizer vaccine doses or one Johnson & Johnson dose and are considered fully immunized.

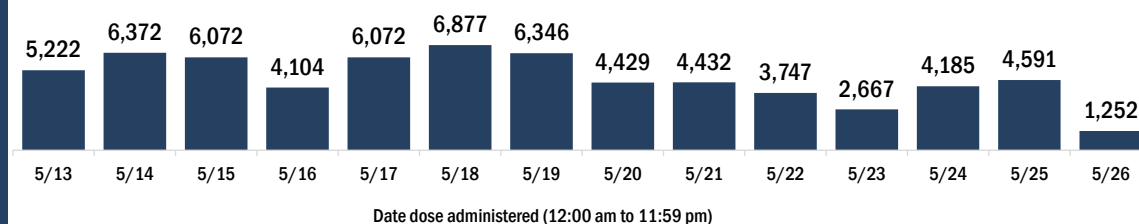
| Demographic summary | First dose | Series complete | Total people vaccinated |
|---|----------------|-----------------|-------------------------|
| Age group | 219,526 | 760,008 | 979,534 |
| 12-14 years | 9,236 | 0 | 9,236 |
| 15-24 years | 29,347 | 50,852 | 80,199 |
| 25-34 years | 26,948 | 70,986 | 97,934 |
| 35-44 years | 33,171 | 101,026 | 134,197 |
| 45-54 years | 36,277 | 133,656 | 169,933 |
| 55-64 years | 35,493 | 164,522 | 200,015 |
| 65-74 years | 27,722 | 141,964 | 169,686 |
| 75-84 years | 14,479 | 71,130 | 85,609 |
| 85+ years | 6,853 | 25,872 | 32,725 |
| Race | 219,526 | 760,008 | 979,534 |
| White | 120,017 | 460,510 | 580,527 |
| Black | 31,319 | 93,841 | 125,160 |
| American Indian/Alaskan | 1,221 | 3,126 | 4,347 |
| Other | 27,040 | 91,962 | 119,002 |
| Unknown | 39,929 | 110,569 | 150,498 |
| Other race includes Asian, native Hawaiian/Pacific Islander, or other. | | | |
| Ethnicity | 219,526 | 760,008 | 979,534 |
| Hispanic | 68,823 | 184,419 | 253,242 |
| Non-Hispanic | 79,619 | 354,573 | 434,192 |
| Unknown | 71,084 | 221,016 | 292,100 |
| Gender | 219,526 | 760,008 | 979,534 |
| Female | 115,535 | 407,135 | 522,670 |
| Male | 103,397 | 351,449 | 454,846 |
| Unknown | 594 | 1,424 | 2,018 |

COVID-19 doses administered for the past 2 weeks

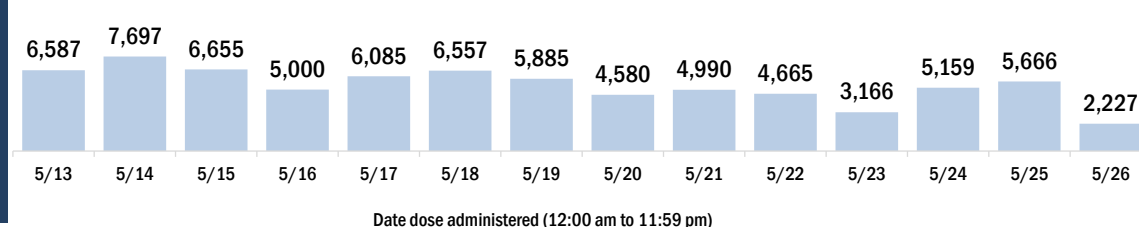


Persons vaccinated for COVID-19 for the past 2 weeks

Number of persons who received their first dose of a two-dose series of the COVID-19 vaccine



Number of persons who completed the COVID-19 vaccine series



COVID-19: Calhoun County vaccine summary

Vaccination data through May 26, 2021 as of May 27, 2021 at 12:05 AM

Data in this report are provisional and subject to change.

Data in this summary pertain to COVID-19 vaccines approved by the U.S. Food and Drug Administration and have been issued an Emergency Use Authorization (Janssen COVID-19 Vaccine, Moderna COVID-19 Vaccine and Pfizer-BioNTech COVID-19 Vaccine). These data summarize the number of people who have received either their first dose or have completed the series for a COVID-19 vaccine. **A person can only be counted in one category, first dose or series complete.** For persons receiving Moderna or Pfizer vaccines, once they receive their second dose, they are moved from the first dose column to the series completed column. **Because of this, the total first dose category may show a change from report to report not matching the total receiving their first dose from the previous day.** Persons receiving Johnson & Johnson vaccines will always be counted in the series completed column.

COVID-19 doses for vaccinated persons in Florida

Doses administered 6,359

People receiving one dose of a 1-dose series (Johnson & Johnson) or receiving only one dose of a 2-dose series (Moderna, Pfizer) count once. Persons receiving both doses of a 2-dose series count twice.

Current status of persons vaccinated for COVID-19 in Florida

Total people vaccinated 3,547

First dose 485

Series completed 3,062

Completed 1-dose series 250

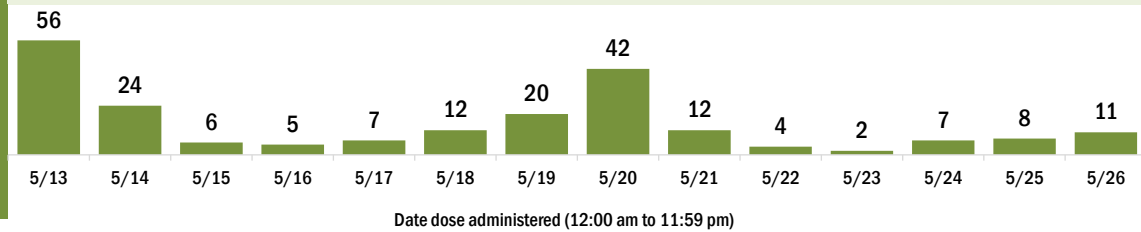
Completed 2-dose series 2,812

First dose: current number of people who have only received their first dose of the Moderna or Pfizer vaccine.

Series complete: current number of people who have received both Moderna or Pfizer vaccine doses or one Johnson & Johnson dose and are considered fully immunized.

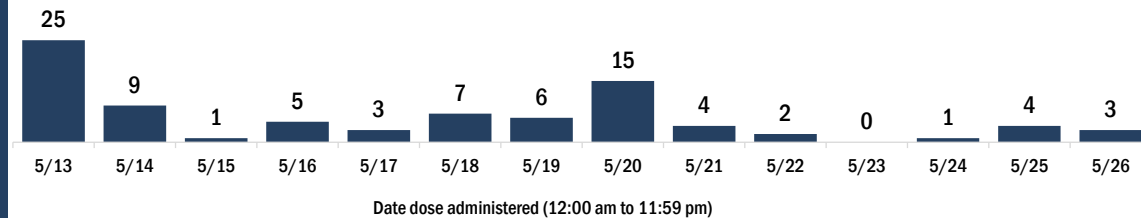
| Demographic summary | First dose | Series complete | Total people vaccinated |
|---|------------|-----------------|-------------------------|
| Age group | 485 | 3,062 | 3,547 |
| 12-14 years | 4 | 0 | 4 |
| 15-24 years | 46 | 69 | 115 |
| 25-34 years | 36 | 155 | 191 |
| 35-44 years | 67 | 264 | 331 |
| 45-54 years | 88 | 384 | 472 |
| 55-64 years | 103 | 624 | 727 |
| 65-74 years | 72 | 887 | 959 |
| 75-84 years | 50 | 493 | 543 |
| 85+ years | 19 | 186 | 205 |
| Race | 485 | 3,062 | 3,547 |
| White | 307 | 2,111 | 2,418 |
| Black | 81 | 339 | 420 |
| American Indian/Alaskan | 3 | 18 | 21 |
| Other | 44 | 366 | 410 |
| Unknown | 50 | 228 | 278 |
| Other race includes Asian, native Hawaiian/Pacific Islander, or other. | | | |
| Ethnicity | 485 | 3,062 | 3,547 |
| Hispanic | 8 | 58 | 66 |
| Non-Hispanic | 209 | 1,510 | 1,719 |
| Unknown | 268 | 1,494 | 1,762 |
| Gender | 485 | 3,062 | 3,547 |
| Female | 215 | 1,493 | 1,708 |
| Male | 270 | 1,568 | 1,838 |
| Unknown | 0 | 1 | 1 |

COVID-19 doses administered for the past 2 weeks

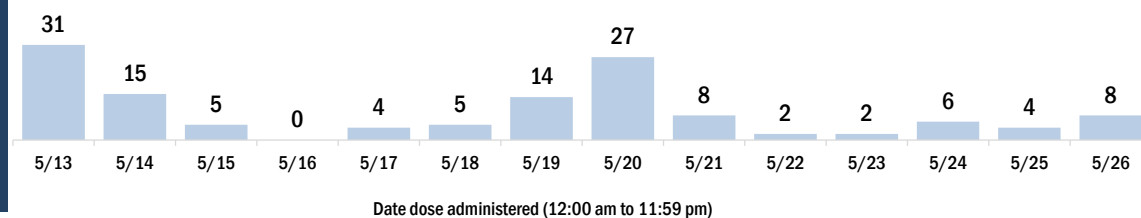


Persons vaccinated for COVID-19 for the past 2 weeks

Number of persons who received their first dose of a two-dose series of the COVID-19 vaccine



Number of persons who completed the COVID-19 vaccine series



COVID-19: Charlotte County vaccine summary

Vaccination data through May 26, 2021 as of May 27, 2021 at 12:05 AM

Data in this report are provisional and subject to change.

Data in this summary pertain to COVID-19 vaccines approved by the U.S. Food and Drug Administration and have been issued an Emergency Use Authorization (Janssen COVID-19 Vaccine, Moderna COVID-19 Vaccine and Pfizer-BioNTech COVID-19 Vaccine). These data summarize the number of people who have received either their first dose or have completed the series for a COVID-19 vaccine. **A person can only be counted in one category, first dose or series complete.** For persons receiving Moderna or Pfizer vaccines, once they receive their second dose, they are moved from the first dose column to the series completed column. **Because of this, the total first dose category may show a change from report to report not matching the total receiving their first dose from the previous day.** Persons receiving Johnson & Johnson vaccines will always be counted in the series completed column.

COVID-19 doses for vaccinated persons in Florida

Doses administered 188,051

People receiving one dose of a 1-dose series (Johnson & Johnson) or receiving only one dose of a 2-dose series (Moderna, Pfizer) count once. Persons receiving both doses of a 2-dose series count twice.

Current status of persons vaccinated for COVID-19 in Florida

Total people vaccinated 108,875

First dose 23,014

Series completed 85,861

Completed 1-dose series 6,685

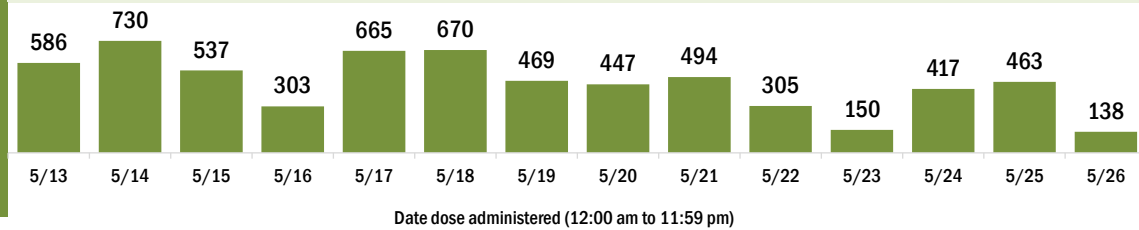
Completed 2-dose series 79,176

First dose: current number of people who have only received their first dose of the Moderna or Pfizer vaccine.

Series complete: current number of people who have received both Moderna or Pfizer vaccine doses or one Johnson & Johnson dose and are considered fully immunized.

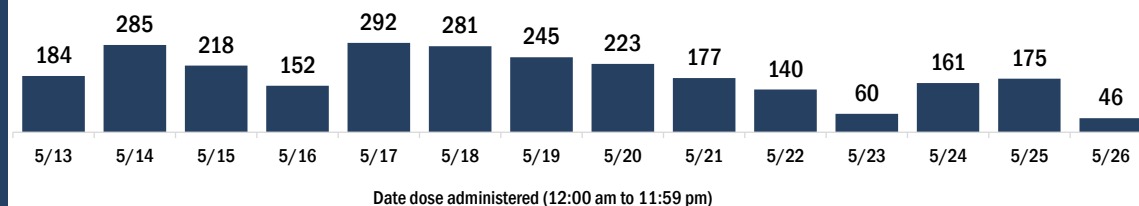
| Demographic summary | First dose | Series complete | Total people vaccinated |
|---|---------------|-----------------|-------------------------|
| Age group | 23,014 | 85,861 | 108,875 |
| 12-14 years | 221 | 0 | 221 |
| 15-24 years | 1,107 | 1,628 | 2,735 |
| 25-34 years | 1,071 | 2,261 | 3,332 |
| 35-44 years | 1,329 | 3,206 | 4,535 |
| 45-54 years | 2,222 | 6,289 | 8,511 |
| 55-64 years | 4,954 | 16,878 | 21,832 |
| 65-74 years | 6,492 | 31,530 | 38,022 |
| 75-84 years | 4,184 | 18,583 | 22,767 |
| 85+ years | 1,434 | 5,486 | 6,920 |
| Race | 23,014 | 85,861 | 108,875 |
| White | 17,142 | 65,040 | 82,182 |
| Black | 794 | 1,893 | 2,687 |
| American Indian/Alaskan | 150 | 347 | 497 |
| Other | 1,698 | 5,770 | 7,468 |
| Unknown | 3,230 | 12,811 | 16,041 |
| Other race includes Asian, native Hawaiian/Pacific Islander, or other. | | | |
| Ethnicity | 23,014 | 85,861 | 108,875 |
| Hispanic | 1,105 | 2,677 | 3,782 |
| Non-Hispanic | 13,306 | 52,053 | 65,359 |
| Unknown | 8,603 | 31,131 | 39,734 |
| Gender | 23,014 | 85,861 | 108,875 |
| Female | 12,080 | 47,216 | 59,296 |
| Male | 10,900 | 38,616 | 49,516 |
| Unknown | 34 | 29 | 63 |

COVID-19 doses administered for the past 2 weeks

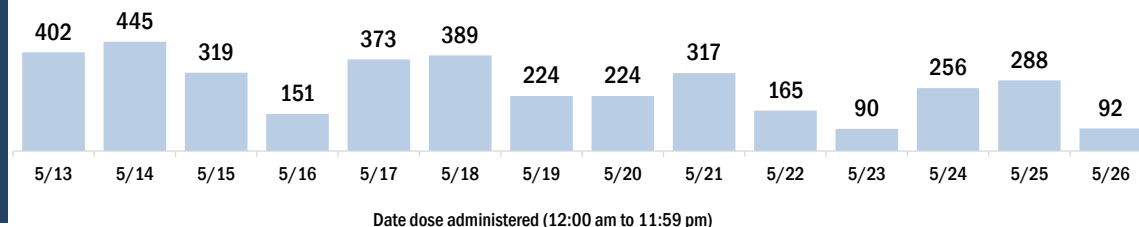


Persons vaccinated for COVID-19 for the past 2 weeks

Number of persons who received their first dose of a two-dose series of the COVID-19 vaccine



Number of persons who completed the COVID-19 vaccine series



COVID-19: Citrus County vaccine summary

Vaccination data through May 26, 2021 as of May 27, 2021 at 12:05 AM

Data in this report are provisional and subject to change.

Data in this summary pertain to COVID-19 vaccines approved by the U.S. Food and Drug Administration and have been issued an Emergency Use Authorization (Janssen COVID-19 Vaccine, Moderna COVID-19 Vaccine and Pfizer-BioNTech COVID-19 Vaccine). These data summarize the number of people who have received either their first dose or have completed the series for a COVID-19 vaccine. **A person can only be counted in one category, first dose or series complete.** For persons receiving Moderna or Pfizer vaccines, once they receive their second dose, they are moved from the first dose column to the series completed column. **Because of this, the total first dose category may show a change from report to report not matching the total receiving their first dose from the previous day.** Persons receiving Johnson & Johnson vaccines will always be counted in the series completed column.

COVID-19 doses for vaccinated persons in Florida

Doses administered 117,895

People receiving one dose of a 1-dose series (Johnson & Johnson) or receiving only one dose of a 2-dose series (Moderna, Pfizer) count once. Persons receiving both doses of a 2-dose series count twice.

Current status of persons vaccinated for COVID-19 in Florida

Total people vaccinated 65,047

First dose 9,613

Series completed 55,434

Completed 1-dose series 2,586

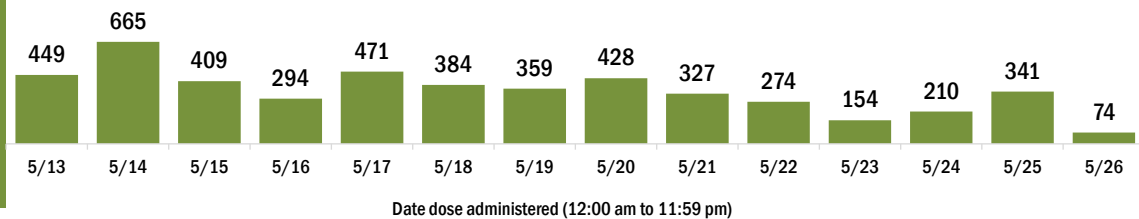
Completed 2-dose series 52,848

First dose: current number of people who have only received their first dose of the Moderna or Pfizer vaccine.

Series complete: current number of people who have received both Moderna or Pfizer vaccine doses or one Johnson & Johnson dose and are considered fully immunized.

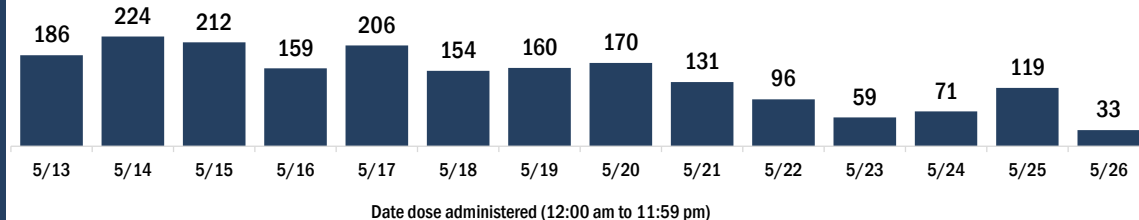
| Demographic summary | First dose | Series complete | Total people vaccinated |
|---|--------------|-----------------|-------------------------|
| Age group | 9,613 | 55,434 | 65,047 |
| 12-14 years | 137 | 0 | 137 |
| 15-24 years | 671 | 1,125 | 1,796 |
| 25-34 years | 613 | 1,531 | 2,144 |
| 35-44 years | 678 | 2,125 | 2,803 |
| 45-54 years | 1,147 | 4,015 | 5,162 |
| 55-64 years | 1,894 | 10,217 | 12,111 |
| 65-74 years | 2,405 | 19,621 | 22,026 |
| 75-84 years | 1,550 | 13,001 | 14,551 |
| 85+ years | 518 | 3,799 | 4,317 |
| Race | 9,613 | 55,434 | 65,047 |
| White | 7,130 | 42,012 | 49,142 |
| Black | 227 | 846 | 1,073 |
| American Indian/Alaskan | 52 | 297 | 349 |
| Other | 728 | 3,629 | 4,357 |
| Unknown | 1,476 | 8,650 | 10,126 |
| Other race includes Asian, native Hawaiian/Pacific Islander, or other. | | | |
| Ethnicity | 9,613 | 55,434 | 65,047 |
| Hispanic | 468 | 1,874 | 2,342 |
| Non-Hispanic | 5,721 | 33,468 | 39,189 |
| Unknown | 3,424 | 20,092 | 23,516 |
| Gender | 9,613 | 55,434 | 65,047 |
| Female | 5,254 | 31,214 | 36,468 |
| Male | 4,337 | 24,205 | 28,542 |
| Unknown | 22 | 15 | 37 |

COVID-19 doses administered for the past 2 weeks

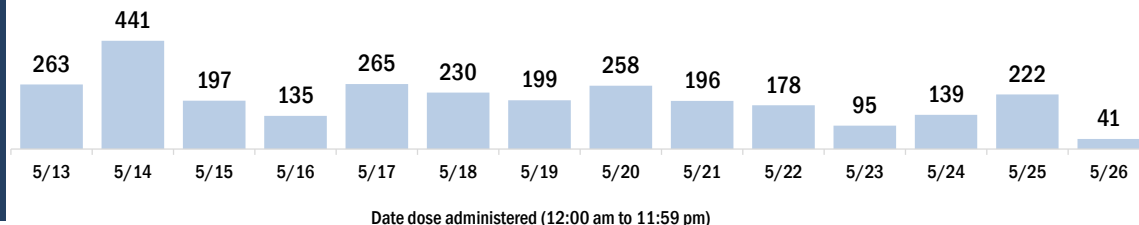


Persons vaccinated for COVID-19 for the past 2 weeks

Number of persons who received their first dose of a two-dose series of the COVID-19 vaccine



Number of persons who completed the COVID-19 vaccine series



COVID-19: Clay County vaccine summary

Vaccination data through May 26, 2021 as of May 27, 2021 at 12:05 AM

Data in this report are provisional and subject to change.

Data in this summary pertain to COVID-19 vaccines approved by the U.S. Food and Drug Administration and have been issued an Emergency Use Authorization (Janssen COVID-19 Vaccine, Moderna COVID-19 Vaccine and Pfizer-BioNTech COVID-19 Vaccine). These data summarize the number of people who have received either their first dose or have completed the series for a COVID-19 vaccine. **A person can only be counted in one category, first dose or series complete.** For persons receiving Moderna or Pfizer vaccines, once they receive their second dose, they are moved from the first dose column to the series completed column. **Because of this, the total first dose category may show a change from report to report not matching the total receiving their first dose from the previous day.** Persons receiving Johnson & Johnson vaccines will always be counted in the series completed column.

COVID-19 doses for vaccinated persons in Florida

Doses administered 126,195

People receiving one dose of a 1-dose series (Johnson & Johnson) or receiving only one dose of a 2-dose series (Moderna, Pfizer) count once. Persons receiving both doses of a 2-dose series count twice.

Current status of persons vaccinated for COVID-19 in Florida

Total people vaccinated 71,191

First dose 11,929

Series completed 59,262

Completed 1-dose series 4,258

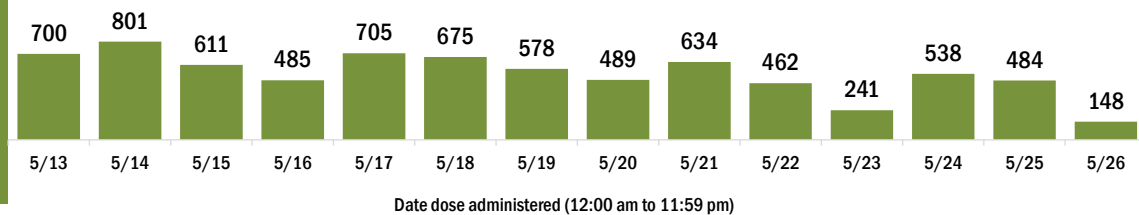
Completed 2-dose series 55,004

First dose: current number of people who have only received their first dose of the Moderna or Pfizer vaccine.

Series complete: current number of people who have received both Moderna or Pfizer vaccine doses or one Johnson & Johnson dose and are considered fully immunized.

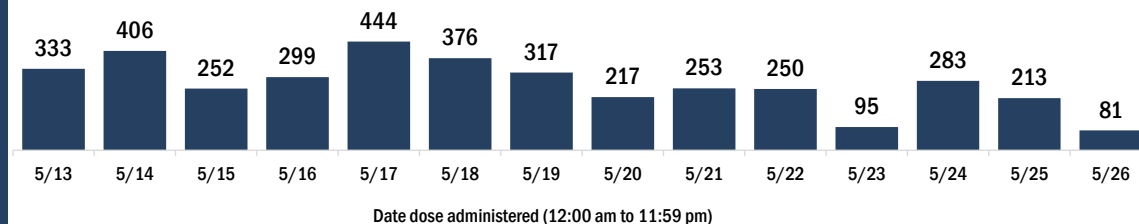
| Demographic summary | First dose | Series complete | Total people vaccinated |
|---|---------------|-----------------|-------------------------|
| Age group | 11,929 | 59,262 | 71,191 |
| 12-14 years | 460 | 0 | 460 |
| 15-24 years | 1,884 | 3,446 | 5,330 |
| 25-34 years | 1,381 | 3,851 | 5,232 |
| 35-44 years | 1,772 | 6,060 | 7,832 |
| 45-54 years | 1,959 | 8,731 | 10,690 |
| 55-64 years | 2,166 | 12,897 | 15,063 |
| 65-74 years | 1,224 | 14,772 | 15,996 |
| 75-84 years | 743 | 7,327 | 8,070 |
| 85+ years | 340 | 2,178 | 2,518 |
| Race | 11,929 | 59,262 | 71,191 |
| White | 6,972 | 41,160 | 48,132 |
| Black | 1,200 | 4,325 | 5,525 |
| American Indian/Alaskan | 54 | 267 | 321 |
| Other | 1,583 | 5,949 | 7,532 |
| Unknown | 2,120 | 7,561 | 9,681 |
| Other race includes Asian, native Hawaiian/Pacific Islander, or other. | | | |
| Ethnicity | 11,929 | 59,262 | 71,191 |
| Hispanic | 982 | 3,470 | 4,452 |
| Non-Hispanic | 6,884 | 41,530 | 48,414 |
| Unknown | 4,063 | 14,262 | 18,325 |
| Gender | 11,929 | 59,262 | 71,191 |
| Female | 6,384 | 33,634 | 40,018 |
| Male | 5,372 | 25,622 | 30,994 |
| Unknown | 173 | 6 | 179 |

COVID-19 doses administered for the past 2 weeks

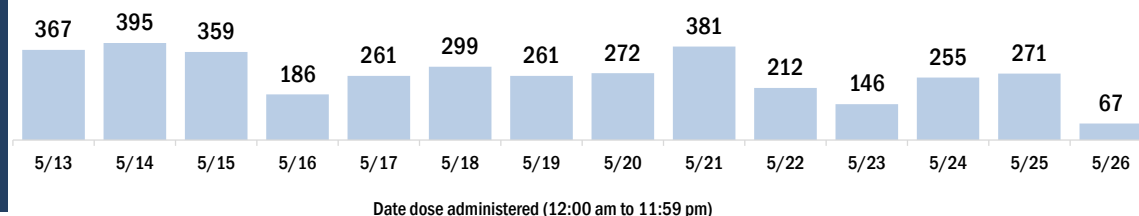


Persons vaccinated for COVID-19 for the past 2 weeks

Number of persons who received their first dose of a two-dose series of the COVID-19 vaccine



Number of persons who completed the COVID-19 vaccine series



COVID-19: Collier County vaccine summary

Vaccination data through May 26, 2021 as of May 27, 2021 at 12:05 AM

Data in this report are provisional and subject to change.

Data in this summary pertain to COVID-19 vaccines approved by the U.S. Food and Drug Administration and have been issued an Emergency Use Authorization (Janssen COVID-19 Vaccine, Moderna COVID-19 Vaccine and Pfizer-BioNTech COVID-19 Vaccine). These data summarize the number of people who have received either their first dose or have completed the series for a COVID-19 vaccine. **A person can only be counted in one category, first dose or series complete.** For persons receiving Moderna or Pfizer vaccines, once they receive their second dose, they are moved from the first dose column to the series completed column. **Because of this, the total first dose category may show a change from report to report not matching the total receiving their first dose from the previous day.** Persons receiving Johnson & Johnson vaccines will always be counted in the series completed column.

COVID-19 doses for vaccinated persons in Florida

Doses administered 367,450

People receiving one dose of a 1-dose series (Johnson & Johnson) or receiving only one dose of a 2-dose series (Moderna, Pfizer) count once. Persons receiving both doses of a 2-dose series count twice.

Current status of persons vaccinated for COVID-19 in Florida

Total people vaccinated 208,919

First dose 34,775

Series completed 174,144

Completed 1-dose series 15,613

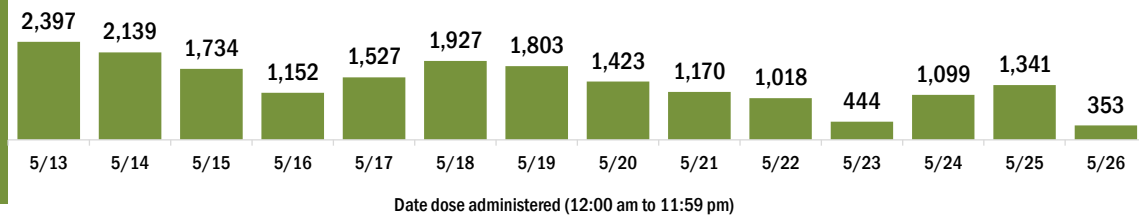
Completed 2-dose series 158,531

First dose: current number of people who have only received their first dose of the Moderna or Pfizer vaccine.

Series complete: current number of people who have received both Moderna or Pfizer vaccine doses or one Johnson & Johnson dose and are considered fully immunized.

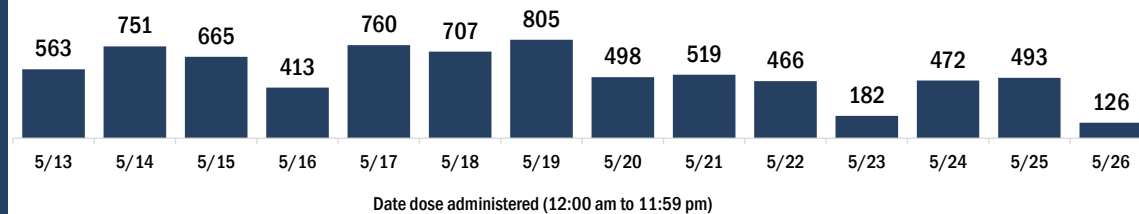
| Demographic summary | First dose | Series complete | Total people vaccinated |
|---|---------------|-----------------|-------------------------|
| Age group | 34,775 | 174,144 | 208,919 |
| 12-14 years | 755 | 0 | 755 |
| 15-24 years | 3,370 | 5,758 | 9,128 |
| 25-34 years | 2,983 | 8,000 | 10,983 |
| 35-44 years | 3,776 | 11,143 | 14,919 |
| 45-54 years | 4,694 | 17,085 | 21,779 |
| 55-64 years | 6,257 | 31,919 | 38,176 |
| 65-74 years | 6,666 | 53,304 | 59,970 |
| 75-84 years | 4,533 | 36,333 | 40,866 |
| 85+ years | 1,741 | 10,602 | 12,343 |
| Race | 34,775 | 174,144 | 208,919 |
| White | 22,603 | 114,756 | 137,359 |
| Black | 943 | 2,814 | 3,757 |
| American Indian/Alaskan | 119 | 539 | 658 |
| Other | 3,971 | 14,978 | 18,949 |
| Unknown | 7,139 | 41,057 | 48,196 |
| Other race includes Asian, native Hawaiian/Pacific Islander, or other. | | | |
| Ethnicity | 34,775 | 174,144 | 208,919 |
| Hispanic | 7,110 | 17,724 | 24,834 |
| Non-Hispanic | 14,154 | 78,479 | 92,633 |
| Unknown | 13,511 | 77,941 | 91,452 |
| Gender | 34,775 | 174,144 | 208,919 |
| Female | 18,367 | 94,141 | 112,508 |
| Male | 16,189 | 79,693 | 95,882 |
| Unknown | 219 | 310 | 529 |

COVID-19 doses administered for the past 2 weeks

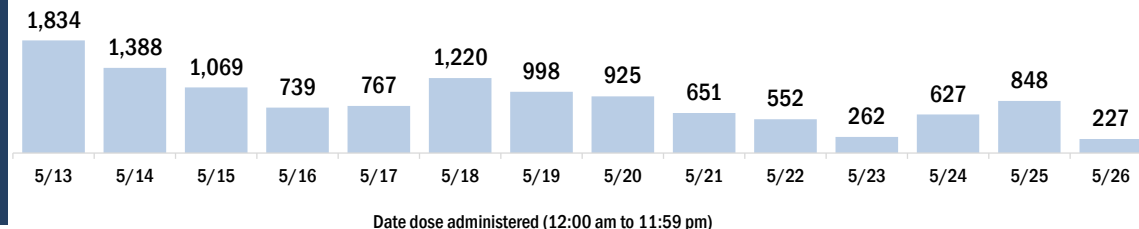


Persons vaccinated for COVID-19 for the past 2 weeks

Number of persons who received their first dose of a two-dose series of the COVID-19 vaccine



Number of persons who completed the COVID-19 vaccine series



COVID-19: Columbia County vaccine summary

Vaccination data through May 26, 2021 as of May 27, 2021 at 12:05 AM

Data in this report are provisional and subject to change.

Data in this summary pertain to COVID-19 vaccines approved by the U.S. Food and Drug Administration and have been issued an Emergency Use Authorization (Janssen COVID-19 Vaccine, Moderna COVID-19 Vaccine and Pfizer-BioNTech COVID-19 Vaccine). These data summarize the number of people who have received either their first dose or have completed the series for a COVID-19 vaccine. **A person can only be counted in one category, first dose or series complete.** For persons receiving Moderna or Pfizer vaccines, once they receive their second dose, they are moved from the first dose column to the series completed column. **Because of this, the total first dose category may show a change from report to report not matching the total receiving their first dose from the previous day.** Persons receiving Johnson & Johnson vaccines will always be counted in the series completed column.

COVID-19 doses for vaccinated persons in Florida

Doses administered 31,486

People receiving one dose of a 1-dose series (Johnson & Johnson) or receiving only one dose of a 2-dose series (Moderna, Pfizer) count once. Persons receiving both doses of a 2-dose series count twice.

Current status of persons vaccinated for COVID-19 in Florida

Total people vaccinated 17,923

First dose 2,473

Series completed 15,450

Completed 1-dose series 1,887

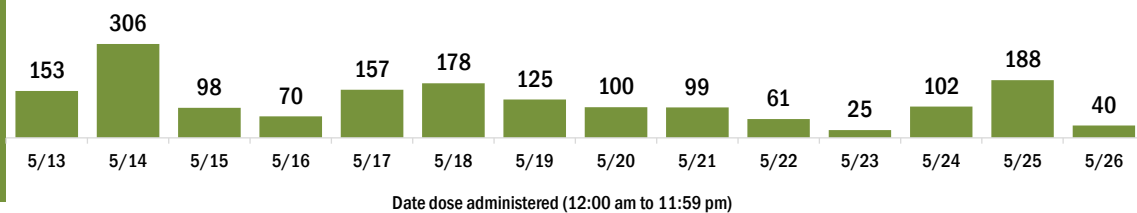
Completed 2-dose series 13,563

First dose: current number of people who have only received their first dose of the Moderna or Pfizer vaccine.

Series complete: current number of people who have received both Moderna or Pfizer vaccine doses or one Johnson & Johnson dose and are considered fully immunized.

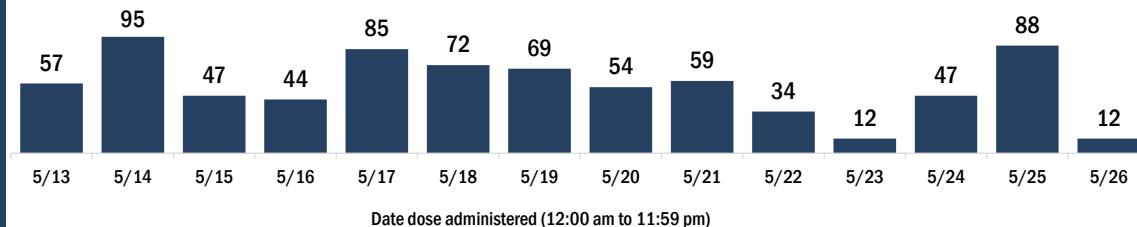
| Demographic summary | First dose | Series complete | Total people vaccinated |
|---|--------------|-----------------|-------------------------|
| Age group | 2,473 | 15,450 | 17,923 |
| 12-14 years | 58 | 0 | 58 |
| 15-24 years | 372 | 591 | 963 |
| 25-34 years | 291 | 800 | 1,091 |
| 35-44 years | 311 | 1,208 | 1,519 |
| 45-54 years | 391 | 1,846 | 2,237 |
| 55-64 years | 537 | 3,231 | 3,768 |
| 65-74 years | 304 | 4,512 | 4,816 |
| 75-84 years | 148 | 2,542 | 2,690 |
| 85+ years | 61 | 720 | 781 |
| Race | 2,473 | 15,450 | 17,923 |
| White | 1,487 | 10,941 | 12,428 |
| Black | 338 | 1,879 | 2,217 |
| American Indian/Alaskan | 24 | 83 | 107 |
| Other | 309 | 1,077 | 1,386 |
| Unknown | 315 | 1,470 | 1,785 |
| Other race includes Asian, native Hawaiian/Pacific Islander, or other. | | | |
| Ethnicity | 2,473 | 15,450 | 17,923 |
| Hispanic | 238 | 627 | 865 |
| Non-Hispanic | 1,401 | 10,914 | 12,315 |
| Unknown | 834 | 3,909 | 4,743 |
| Gender | 2,473 | 15,450 | 17,923 |
| Female | 1,233 | 8,439 | 9,672 |
| Male | 1,233 | 7,011 | 8,244 |
| Unknown | 7 | 0 | 7 |

COVID-19 doses administered for the past 2 weeks

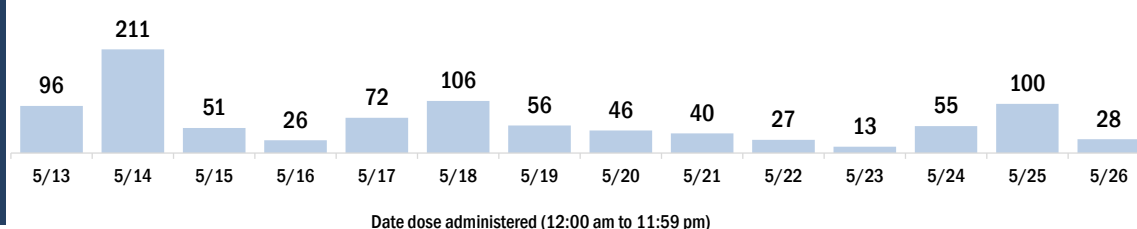


Persons vaccinated for COVID-19 for the past 2 weeks

Number of persons who received their first dose of a two-dose series of the COVID-19 vaccine



Number of persons who completed the COVID-19 vaccine series



COVID-19: Dade County vaccine summary

Vaccination data through May 26, 2021 as of May 27, 2021 at 12:05 AM

Data in this report are provisional and subject to change.

Data in this summary pertain to COVID-19 vaccines approved by the U.S. Food and Drug Administration and have been issued an Emergency Use Authorization (Janssen COVID-19 Vaccine, Moderna COVID-19 Vaccine and Pfizer-BioNTech COVID-19 Vaccine). These data summarize the number of people who have received either their first dose or have completed the series for a COVID-19 vaccine. **A person can only be counted in one category, first dose or series complete.** For persons receiving Moderna or Pfizer vaccines, once they receive their second dose, they are moved from the first dose column to the series completed column. **Because of this, the total first dose category may show a change from report to report not matching the total receiving their first dose from the previous day.** Persons receiving Johnson & Johnson vaccines will always be counted in the series completed column.

COVID-19 doses for vaccinated persons in Florida

Doses administered 2,514,851

People receiving one dose of a 1-dose series (Johnson & Johnson) or receiving only one dose of a 2-dose series (Moderna, Pfizer) count once. Persons receiving both doses of a 2-dose series count twice.

Current status of persons vaccinated for COVID-19 in Florida

Total people vaccinated 1,513,917

First dose 355,314

Series completed 1,158,603

Completed 1-dose series 157,669

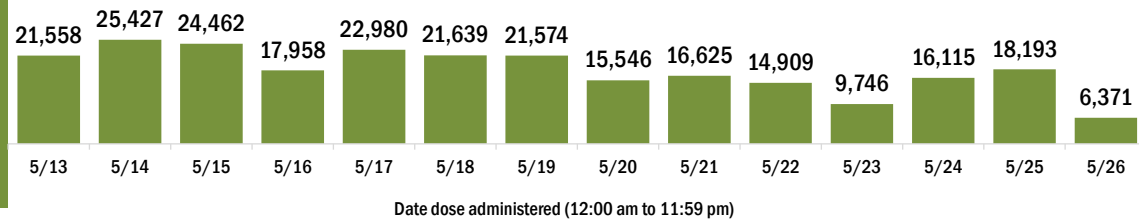
Completed 2-dose series 1,000,934

First dose: current number of people who have only received their first dose of the Moderna or Pfizer vaccine.

Series complete: current number of people who have received both Moderna or Pfizer vaccine doses or one Johnson & Johnson dose and are considered fully immunized.

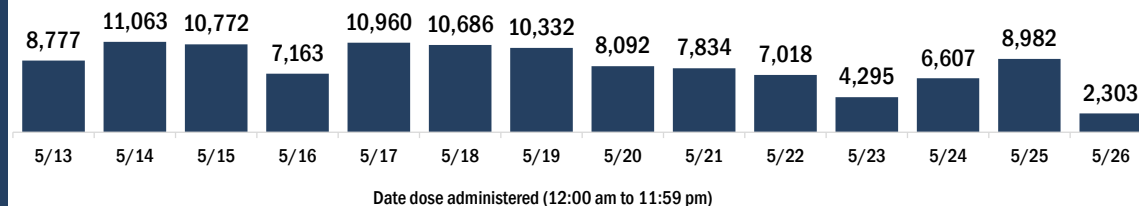
| Demographic summary | First dose | Series complete | Total people vaccinated |
|---|------------|-----------------|-------------------------|
| Age group | 355,314 | 1,158,603 | 1,513,917 |
| 12-14 years | 12,612 | 0 | 12,612 |
| 15-24 years | 44,378 | 81,249 | 125,627 |
| 25-34 years | 51,222 | 127,174 | 178,396 |
| 35-44 years | 58,252 | 168,037 | 226,289 |
| 45-54 years | 61,304 | 214,567 | 275,871 |
| 55-64 years | 54,309 | 231,123 | 285,432 |
| 65-74 years | 41,741 | 186,197 | 227,938 |
| 75-84 years | 21,888 | 108,904 | 130,792 |
| 85+ years | 9,608 | 41,352 | 50,960 |
| Race | 355,314 | 1,158,603 | 1,513,917 |
| White | 231,490 | 813,217 | 1,044,707 |
| Black | 23,089 | 71,818 | 94,907 |
| American Indian/Alaskan | 2,300 | 2,909 | 5,209 |
| Other | 47,130 | 128,707 | 175,837 |
| Unknown | 51,305 | 141,952 | 193,257 |
| Other race includes Asian, native Hawaiian/Pacific Islander, or other. | | | |
| Ethnicity | 355,314 | 1,158,603 | 1,513,917 |
| Hispanic | 193,831 | 579,037 | 772,868 |
| Non-Hispanic | 54,284 | 226,309 | 280,593 |
| Unknown | 107,199 | 353,257 | 460,456 |
| Gender | 355,314 | 1,158,603 | 1,513,917 |
| Female | 184,179 | 620,206 | 804,385 |
| Male | 168,772 | 536,385 | 705,157 |
| Unknown | 2,363 | 2,012 | 4,375 |

COVID-19 doses administered for the past 2 weeks

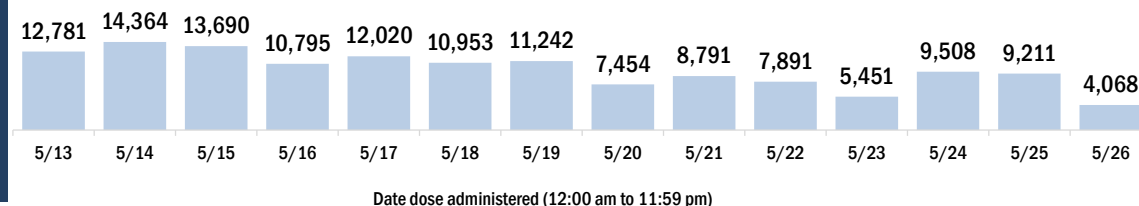


Persons vaccinated for COVID-19 for the past 2 weeks

Number of persons who received their first dose of a two-dose series of the COVID-19 vaccine



Number of persons who completed the COVID-19 vaccine series



COVID-19: Desoto County vaccine summary

Vaccination data through May 26, 2021 as of May 27, 2021 at 12:05 AM

Data in this report are provisional and subject to change.

Data in this summary pertain to COVID-19 vaccines approved by the U.S. Food and Drug Administration and have been issued an Emergency Use Authorization (Janssen COVID-19 Vaccine, Moderna COVID-19 Vaccine and Pfizer-BioNTech COVID-19 Vaccine). These data summarize the number of people who have received either their first dose or have completed the series for a COVID-19 vaccine. **A person can only be counted in one category, first dose or series complete.** For persons receiving Moderna or Pfizer vaccines, once they receive their second dose, they are moved from the first dose column to the series completed column. **Because of this, the total first dose category may show a change from report to report not matching the total receiving their first dose from the previous day.** Persons receiving Johnson & Johnson vaccines will always be counted in the series completed column.

COVID-19 doses for vaccinated persons in Florida

Doses administered 22,938

People receiving one dose of a 1-dose series (Johnson & Johnson) or receiving only one dose of a 2-dose series (Moderna, Pfizer) count once. Persons receiving both doses of a 2-dose series count twice.

Current status of persons vaccinated for COVID-19 in Florida

Total people vaccinated 13,550

First dose 3,293

Series completed 10,257

Completed 1-dose series 869

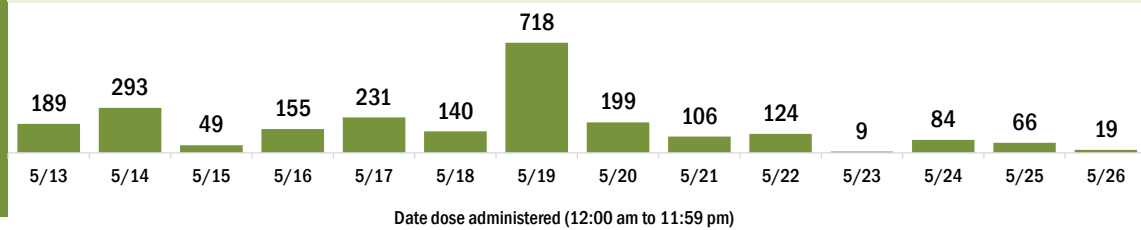
Completed 2-dose series 9,388

First dose: current number of people who have only received their first dose of the Moderna or Pfizer vaccine.

Series complete: current number of people who have received both Moderna or Pfizer vaccine doses or one Johnson & Johnson dose and are considered fully immunized.

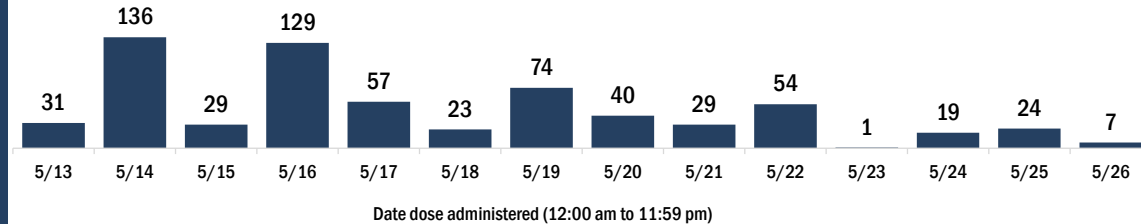
| Demographic summary | First dose | Series complete | Total people vaccinated |
|---|------------|-----------------|-------------------------|
| Age group | 3,293 | 10,257 | 13,550 |
| 12-14 years | 32 | 0 | 32 |
| 15-24 years | 345 | 414 | 759 |
| 25-34 years | 441 | 711 | 1,152 |
| 35-44 years | 441 | 904 | 1,345 |
| 45-54 years | 529 | 1,137 | 1,666 |
| 55-64 years | 599 | 1,823 | 2,422 |
| 65-74 years | 519 | 2,938 | 3,457 |
| 75-84 years | 305 | 1,897 | 2,202 |
| 85+ years | 82 | 433 | 515 |
| Race | 3,293 | 10,257 | 13,550 |
| White | 1,495 | 6,805 | 8,300 |
| Black | 201 | 709 | 910 |
| American Indian/Alaskan | 12 | 38 | 50 |
| Other | 908 | 1,529 | 2,437 |
| Unknown | 677 | 1,176 | 1,853 |
| Other race includes Asian, native Hawaiian/Pacific Islander, or other. | | | |
| Ethnicity | 3,293 | 10,257 | 13,550 |
| Hispanic | 1,158 | 1,694 | 2,852 |
| Non-Hispanic | 970 | 5,111 | 6,081 |
| Unknown | 1,165 | 3,452 | 4,617 |
| Gender | 3,293 | 10,257 | 13,550 |
| Female | 1,182 | 4,962 | 6,144 |
| Male | 2,111 | 5,294 | 7,405 |
| Unknown | 0 | 1 | 1 |

COVID-19 doses administered for the past 2 weeks

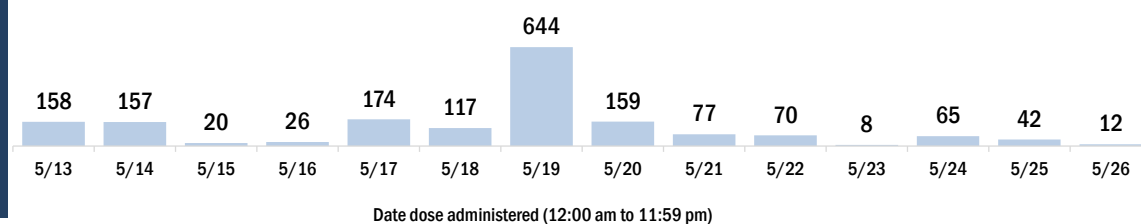


Persons vaccinated for COVID-19 for the past 2 weeks

Number of persons who received their first dose of a two-dose series of the COVID-19 vaccine



Number of persons who completed the COVID-19 vaccine series



COVID-19: Dixie County vaccine summary

Vaccination data through May 26, 2021 as of May 27, 2021 at 12:05 AM

Data in this report are provisional and subject to change.

Data in this summary pertain to COVID-19 vaccines approved by the U.S. Food and Drug Administration and have been issued an Emergency Use Authorization (Janssen COVID-19 Vaccine, Moderna COVID-19 Vaccine and Pfizer-BioNTech COVID-19 Vaccine). These data summarize the number of people who have received either their first dose or have completed the series for a COVID-19 vaccine. **A person can only be counted in one category, first dose or series complete.** For persons receiving Moderna or Pfizer vaccines, once they receive their second dose, they are moved from the first dose column to the series completed column. **Because of this, the total first dose category may show a change from report to report not matching the total receiving their first dose from the previous day.** Persons receiving Johnson & Johnson vaccines will always be counted in the series completed column.

COVID-19 doses for vaccinated persons in Florida

Doses administered 6,894

People receiving one dose of a 1-dose series (Johnson & Johnson) or receiving only one dose of a 2-dose series (Moderna, Pfizer) count once. Persons receiving both doses of a 2-dose series count twice.

Current status of persons vaccinated for COVID-19 in Florida

Total people vaccinated 4,147

First dose 949

Series completed 3,198

Completed 1-dose series 451

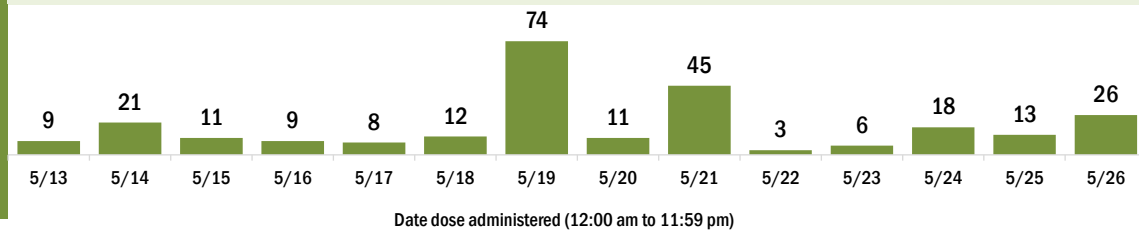
Completed 2-dose series 2,747

First dose: current number of people who have only received their first dose of the Moderna or Pfizer vaccine.

Series complete: current number of people who have received both Moderna or Pfizer vaccine doses or one Johnson & Johnson dose and are considered fully immunized.

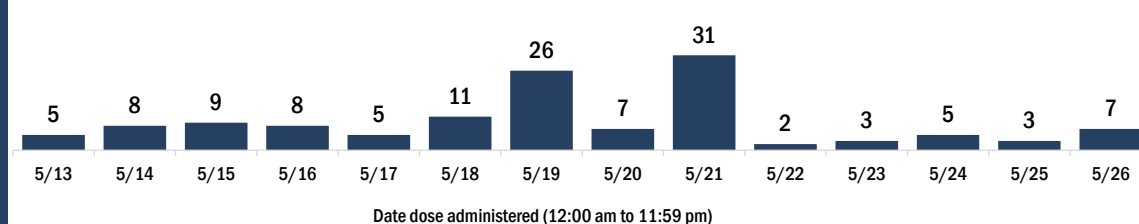
| Demographic summary | First dose | Series complete | Total people vaccinated |
|---|------------|-----------------|-------------------------|
| Age group | 949 | 3,198 | 4,147 |
| 12-14 years | 4 | 0 | 4 |
| 15-24 years | 57 | 52 | 109 |
| 25-34 years | 84 | 67 | 151 |
| 35-44 years | 176 | 151 | 327 |
| 45-54 years | 215 | 269 | 484 |
| 55-64 years | 230 | 745 | 975 |
| 65-74 years | 114 | 1,145 | 1,259 |
| 75-84 years | 52 | 613 | 665 |
| 85+ years | 17 | 156 | 173 |
| Race | 949 | 3,198 | 4,147 |
| White | 644 | 2,769 | 3,413 |
| Black | 210 | 158 | 368 |
| American Indian/Alaskan | 3 | 18 | 21 |
| Other | 63 | 89 | 152 |
| Unknown | 29 | 164 | 193 |
| Other race includes Asian, native Hawaiian/Pacific Islander, or other. | | | |
| Ethnicity | 949 | 3,198 | 4,147 |
| Hispanic | 56 | 70 | 126 |
| Non-Hispanic | 757 | 2,431 | 3,188 |
| Unknown | 136 | 697 | 833 |
| Gender | 949 | 3,198 | 4,147 |
| Female | 211 | 1,646 | 1,857 |
| Male | 738 | 1,552 | 2,290 |
| Unknown | 0 | 0 | 0 |

COVID-19 doses administered for the past 2 weeks

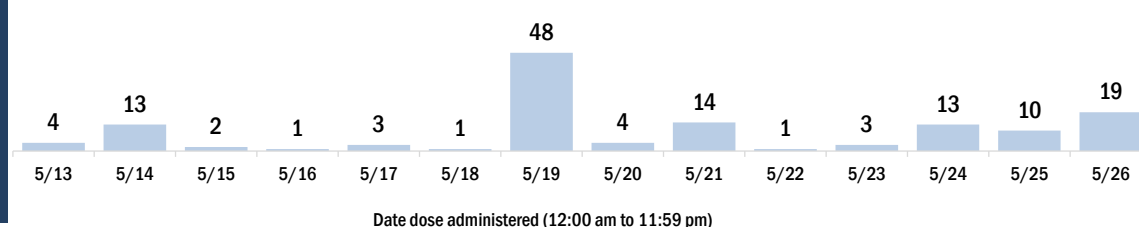


Persons vaccinated for COVID-19 for the past 2 weeks

Number of persons who received their first dose of a two-dose series of the COVID-19 vaccine



Number of persons who completed the COVID-19 vaccine series



COVID-19: Duval County vaccine summary

Vaccination data through May 26, 2021 as of May 27, 2021 at 12:05 AM

Data in this report are provisional and subject to change.

Data in this summary pertain to COVID-19 vaccines approved by the U.S. Food and Drug Administration and have been issued an Emergency Use Authorization (Janssen COVID-19 Vaccine, Moderna COVID-19 Vaccine and Pfizer-BioNTech COVID-19 Vaccine). These data summarize the number of people who have received either their first dose or have completed the series for a COVID-19 vaccine. **A person can only be counted in one category, first dose or series complete.** For persons receiving Moderna or Pfizer vaccines, once they receive their second dose, they are moved from the first dose column to the series completed column. **Because of this, the total first dose category may show a change from report to report not matching the total receiving their first dose from the previous day.** Persons receiving Johnson & Johnson vaccines will always be counted in the series completed column.

COVID-19 doses for vaccinated persons in Florida

Doses administered 637,003

People receiving one dose of a 1-dose series (Johnson & Johnson) or receiving only one dose of a 2-dose series (Moderna, Pfizer) count once. Persons receiving both doses of a 2-dose series count twice.

Current status of persons vaccinated for COVID-19 in Florida

Total people vaccinated 365,418

First dose 64,528

Series completed 300,890

Completed 1-dose series 29,305

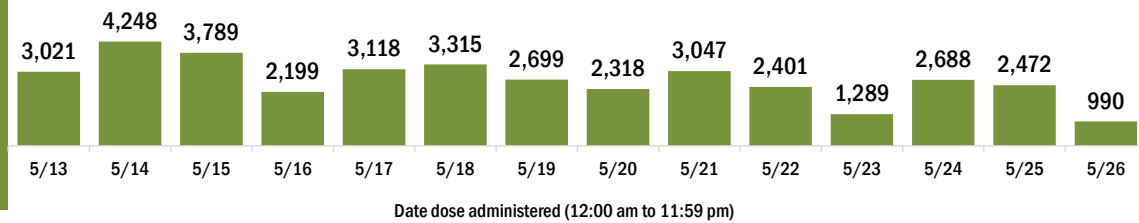
Completed 2-dose series 271,585

First dose: current number of people who have only received their first dose of the Moderna or Pfizer vaccine.

Series complete: current number of people who have received both Moderna or Pfizer vaccine doses or one Johnson & Johnson dose and are considered fully immunized.

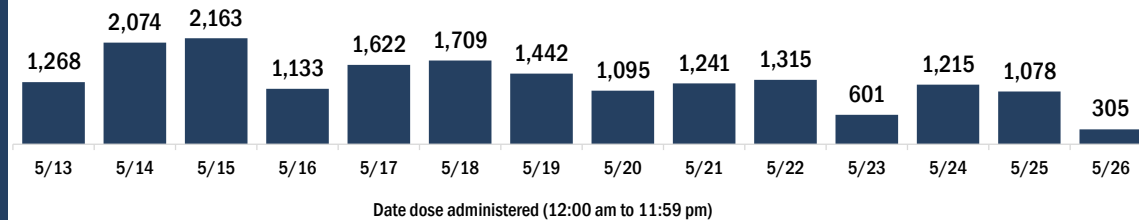
| Demographic summary | First dose | Series complete | Total people vaccinated |
|---|---------------|-----------------|-------------------------|
| Age group | 64,528 | 300,890 | 365,418 |
| 12-14 years | 2,714 | 0 | 2,714 |
| 15-24 years | 8,339 | 17,761 | 26,100 |
| 25-34 years | 9,204 | 32,419 | 41,623 |
| 35-44 years | 9,041 | 37,840 | 46,881 |
| 45-54 years | 9,016 | 46,895 | 55,911 |
| 55-64 years | 9,937 | 65,407 | 75,344 |
| 65-74 years | 10,078 | 62,683 | 72,761 |
| 75-84 years | 4,240 | 28,167 | 32,407 |
| 85+ years | 1,959 | 9,718 | 11,677 |
| Race | 64,528 | 300,890 | 365,418 |
| White | 31,405 | 171,411 | 202,816 |
| Black | 10,916 | 49,741 | 60,657 |
| American Indian/Alaskan | 231 | 746 | 977 |
| Other | 9,738 | 39,726 | 49,464 |
| Unknown | 12,238 | 39,266 | 51,504 |
| Other race includes Asian, native Hawaiian/Pacific Islander, or other. | | | |
| Ethnicity | 64,528 | 300,890 | 365,418 |
| Hispanic | 5,416 | 18,349 | 23,765 |
| Non-Hispanic | 38,512 | 213,754 | 252,266 |
| Unknown | 20,600 | 68,787 | 89,387 |
| Gender | 64,528 | 300,890 | 365,418 |
| Female | 33,489 | 168,688 | 202,177 |
| Male | 28,581 | 131,997 | 160,578 |
| Unknown | 2,458 | 205 | 2,663 |

COVID-19 doses administered for the past 2 weeks

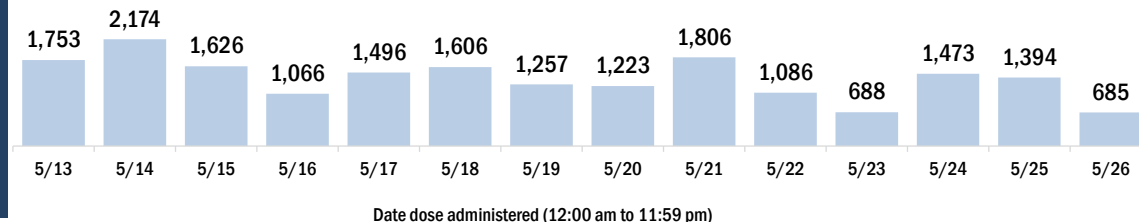


Persons vaccinated for COVID-19 for the past 2 weeks

Number of persons who received their first dose of a two-dose series of the COVID-19 vaccine



Number of persons who completed the COVID-19 vaccine series



COVID-19: Escambia County vaccine summary

Vaccination data through May 26, 2021 as of May 27, 2021 at 12:05 AM

Data in this report are provisional and subject to change.

Data in this summary pertain to COVID-19 vaccines approved by the U.S. Food and Drug Administration and have been issued an Emergency Use Authorization (Janssen COVID-19 Vaccine, Moderna COVID-19 Vaccine and Pfizer-BioNTech COVID-19 Vaccine). These data summarize the number of people who have received either their first dose or have completed the series for a COVID-19 vaccine. **A person can only be counted in one category, first dose or series complete.** For persons receiving Moderna or Pfizer vaccines, once they receive their second dose, they are moved from the first dose column to the series completed column. **Because of this, the total first dose category may show a change from report to report not matching the total receiving their first dose from the previous day.** Persons receiving Johnson & Johnson vaccines will always be counted in the series completed column.

COVID-19 doses for vaccinated persons in Florida

Doses administered 187,927

People receiving one dose of a 1-dose series (Johnson & Johnson) or receiving only one dose of a 2-dose series (Moderna, Pfizer) count once. Persons receiving both doses of a 2-dose series count twice.

Current status of persons vaccinated for COVID-19 in Florida

Total people vaccinated 107,905

First dose 19,144

Series completed 88,761

Completed 1-dose series 8,739

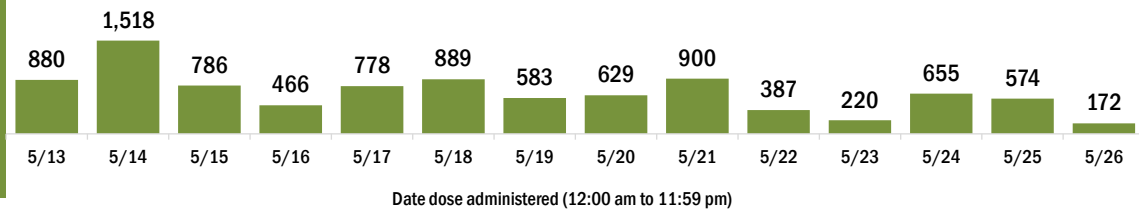
Completed 2-dose series 80,022

First dose: current number of people who have only received their first dose of the Moderna or Pfizer vaccine.

Series complete: current number of people who have received both Moderna or Pfizer vaccine doses or one Johnson & Johnson dose and are considered fully immunized.

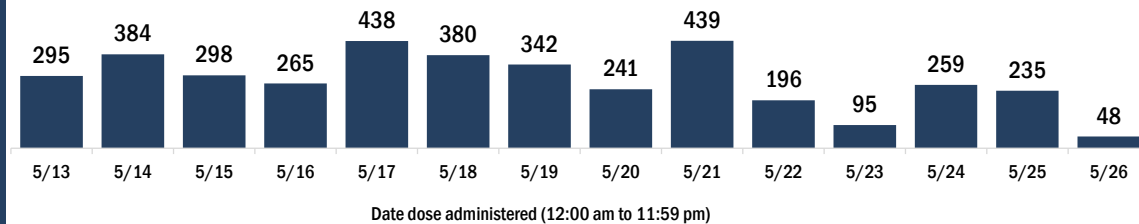
| Demographic summary | First dose | Series complete | Total people vaccinated |
|---|------------|-----------------|-------------------------|
| Age group | 19,144 | 88,761 | 107,905 |
| 12-14 years | 426 | 0 | 426 |
| 15-24 years | 2,282 | 4,643 | 6,925 |
| 25-34 years | 2,632 | 7,350 | 9,982 |
| 35-44 years | 2,273 | 8,288 | 10,561 |
| 45-54 years | 2,538 | 11,413 | 13,951 |
| 55-64 years | 3,260 | 19,593 | 22,853 |
| 65-74 years | 3,236 | 21,914 | 25,150 |
| 75-84 years | 1,750 | 11,488 | 13,238 |
| 85+ years | 747 | 4,072 | 4,819 |
| Race | 19,144 | 88,761 | 107,905 |
| White | 9,954 | 53,545 | 63,499 |
| Black | 2,993 | 12,846 | 15,839 |
| American Indian/Alaskan | 117 | 635 | 752 |
| Other | 1,911 | 8,515 | 10,426 |
| Unknown | 4,169 | 13,220 | 17,389 |
| Other race includes Asian, native Hawaiian/Pacific Islander, or other. | | | |
| Ethnicity | 19,144 | 88,761 | 107,905 |
| Hispanic | 839 | 2,755 | 3,594 |
| Non-Hispanic | 10,776 | 62,060 | 72,836 |
| Unknown | 7,529 | 23,946 | 31,475 |
| Gender | 19,144 | 88,761 | 107,905 |
| Female | 10,569 | 50,703 | 61,272 |
| Male | 8,521 | 37,954 | 46,475 |
| Unknown | 54 | 104 | 158 |

COVID-19 doses administered for the past 2 weeks

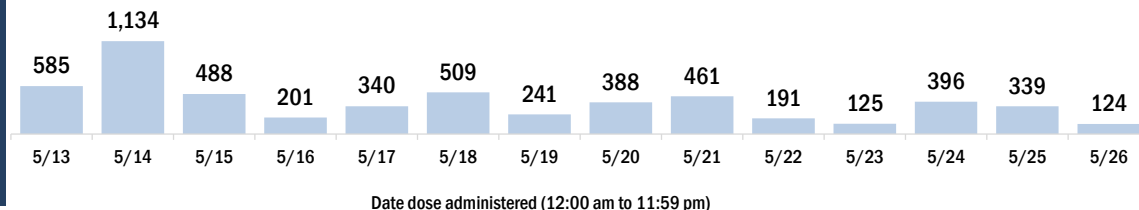


Persons vaccinated for COVID-19 for the past 2 weeks

Number of persons who received their first dose of a two-dose series of the COVID-19 vaccine



Number of persons who completed the COVID-19 vaccine series



COVID-19: Flagler County vaccine summary

Vaccination data through May 26, 2021 as of May 27, 2021 at 12:05 AM

Data in this report are provisional and subject to change.

Data in this summary pertain to COVID-19 vaccines approved by the U.S. Food and Drug Administration and have been issued an Emergency Use Authorization (Janssen COVID-19 Vaccine, Moderna COVID-19 Vaccine and Pfizer-BioNTech COVID-19 Vaccine). These data summarize the number of people who have received either their first dose or have completed the series for a COVID-19 vaccine. **A person can only be counted in one category, first dose or series complete.** For persons receiving Moderna or Pfizer vaccines, once they receive their second dose, they are moved from the first dose column to the series completed column. **Because of this, the total first dose category may show a change from report to report not matching the total receiving their first dose from the previous day.** Persons receiving Johnson & Johnson vaccines will always be counted in the series completed column.

COVID-19 doses for vaccinated persons in Florida

Doses administered 102,598

People receiving one dose of a 1-dose series (Johnson & Johnson) or receiving only one dose of a 2-dose series (Moderna, Pfizer) count once. Persons receiving both doses of a 2-dose series count twice.

Current status of persons vaccinated for COVID-19 in Florida

Total people vaccinated 57,231

First dose 8,647

Series completed 48,584

Completed 1-dose series 3,217

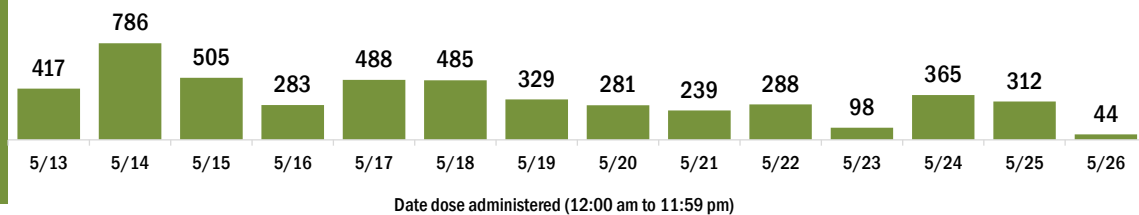
Completed 2-dose series 45,367

First dose: current number of people who have only received their first dose of the Moderna or Pfizer vaccine.

Series complete: current number of people who have received both Moderna or Pfizer vaccine doses or one Johnson & Johnson dose and are considered fully immunized.

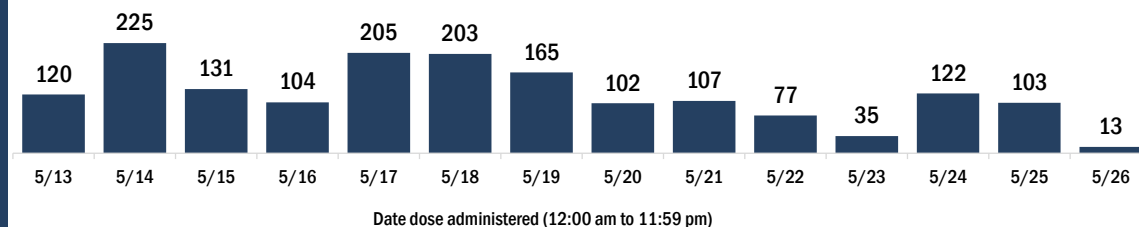
| Demographic summary | First dose | Series complete | Total people vaccinated |
|---|--------------|-----------------|-------------------------|
| Age group | 8,647 | 48,584 | 57,231 |
| 12-14 years | 204 | 0 | 204 |
| 15-24 years | 809 | 1,679 | 2,488 |
| 25-34 years | 666 | 1,903 | 2,569 |
| 35-44 years | 866 | 3,062 | 3,928 |
| 45-54 years | 1,193 | 5,011 | 6,204 |
| 55-64 years | 1,875 | 9,561 | 11,436 |
| 65-74 years | 1,608 | 15,740 | 17,348 |
| 75-84 years | 1,008 | 9,124 | 10,132 |
| 85+ years | 418 | 2,504 | 2,922 |
| Race | 8,647 | 48,584 | 57,231 |
| White | 5,131 | 32,653 | 37,784 |
| Black | 636 | 3,238 | 3,874 |
| American Indian/Alaskan | 50 | 278 | 328 |
| Other | 901 | 4,415 | 5,316 |
| Unknown | 1,929 | 8,000 | 9,929 |
| Other race includes Asian, native Hawaiian/Pacific Islander, or other. | | | |
| Ethnicity | 8,647 | 48,584 | 57,231 |
| Hispanic | 869 | 3,288 | 4,157 |
| Non-Hispanic | 4,741 | 29,387 | 34,128 |
| Unknown | 3,037 | 15,909 | 18,946 |
| Gender | 8,647 | 48,584 | 57,231 |
| Female | 4,595 | 26,898 | 31,493 |
| Male | 3,984 | 21,444 | 25,428 |
| Unknown | 68 | 242 | 310 |

COVID-19 doses administered for the past 2 weeks

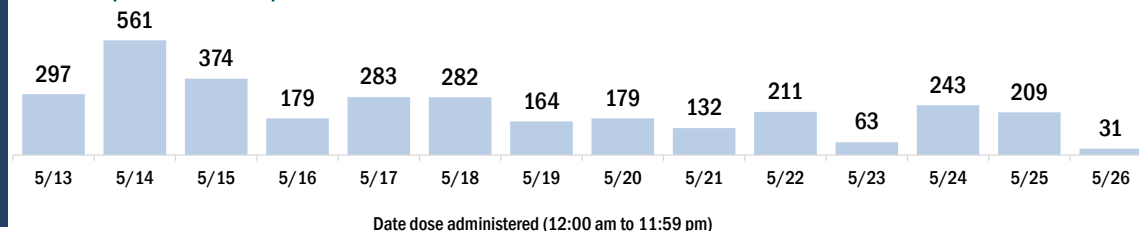


Persons vaccinated for COVID-19 for the past 2 weeks

Number of persons who received their first dose of a two-dose series of the COVID-19 vaccine



Number of persons who completed the COVID-19 vaccine series



COVID-19: Franklin County vaccine summary

Vaccination data through May 26, 2021 as of May 27, 2021 at 12:05 AM

Data in this report are provisional and subject to change.

Data in this summary pertain to COVID-19 vaccines approved by the U.S. Food and Drug Administration and have been issued an Emergency Use Authorization (Janssen COVID-19 Vaccine, Moderna COVID-19 Vaccine and Pfizer-BioNTech COVID-19 Vaccine). These data summarize the number of people who have received either their first dose or have completed the series for a COVID-19 vaccine. **A person can only be counted in one category, first dose or series complete.** For persons receiving Moderna or Pfizer vaccines, once they receive their second dose, they are moved from the first dose column to the series completed column. **Because of this, the total first dose category may show a change from report to report not matching the total receiving their first dose from the previous day.** Persons receiving Johnson & Johnson vaccines will always be counted in the series completed column.

COVID-19 doses for vaccinated persons in Florida

Doses administered 8,086

People receiving one dose of a 1-dose series (Johnson & Johnson) or receiving only one dose of a 2-dose series (Moderna, Pfizer) count once. Persons receiving both doses of a 2-dose series count twice.

Current status of persons vaccinated for COVID-19 in Florida

Total people vaccinated 4,365

First dose 499

Series completed 3,866

Completed 1-dose series 145

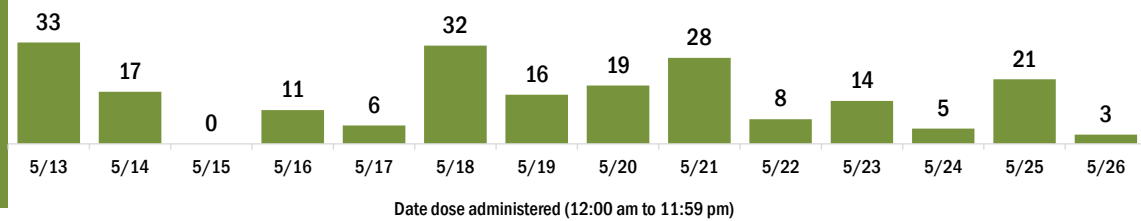
Completed 2-dose series 3,721

First dose: current number of people who have only received their first dose of the Moderna or Pfizer vaccine.

Series complete: current number of people who have received both Moderna or Pfizer vaccine doses or one Johnson & Johnson dose and are considered fully immunized.

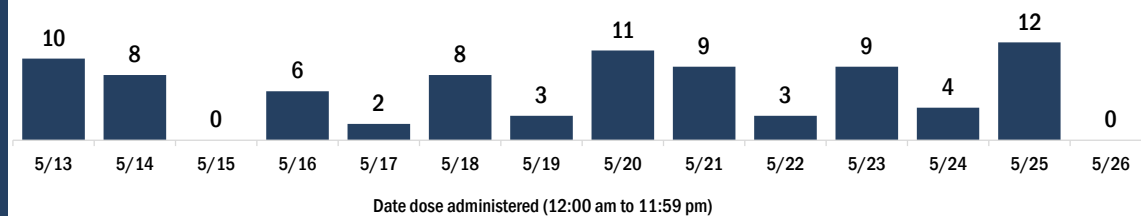
| Demographic summary | First dose | Series complete | Total people vaccinated |
|---|------------|-----------------|-------------------------|
| Age group | 499 | 3,866 | 4,365 |
| 12-14 years | 4 | 0 | 4 |
| 15-24 years | 23 | 63 | 86 |
| 25-34 years | 64 | 147 | 211 |
| 35-44 years | 63 | 235 | 298 |
| 45-54 years | 69 | 396 | 465 |
| 55-64 years | 110 | 853 | 963 |
| 65-74 years | 119 | 1,394 | 1,513 |
| 75-84 years | 34 | 650 | 684 |
| 85+ years | 13 | 128 | 141 |
| Race | 499 | 3,866 | 4,365 |
| White | 364 | 3,324 | 3,688 |
| Black | 71 | 290 | 361 |
| American Indian/Alaskan | 0 | 10 | 10 |
| Other | 32 | 152 | 184 |
| Unknown | 32 | 90 | 122 |
| Other race includes Asian, native Hawaiian/Pacific Islander, or other. | | | |
| Ethnicity | 499 | 3,866 | 4,365 |
| Hispanic | 14 | 57 | 71 |
| Non-Hispanic | 333 | 3,072 | 3,405 |
| Unknown | 152 | 737 | 889 |
| Gender | 499 | 3,866 | 4,365 |
| Female | 216 | 1,891 | 2,107 |
| Male | 283 | 1,975 | 2,258 |
| Unknown | 0 | 0 | 0 |

COVID-19 doses administered for the past 2 weeks

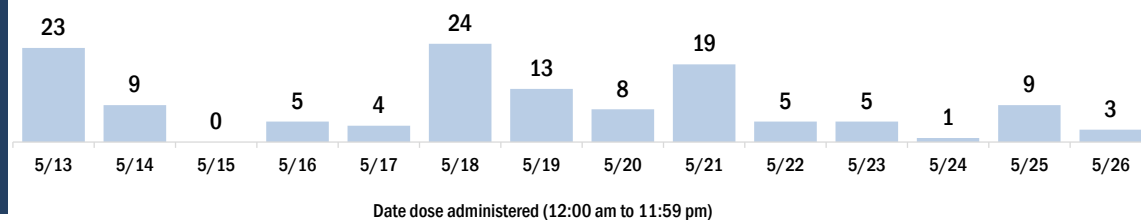


Persons vaccinated for COVID-19 for the past 2 weeks

Number of persons who received their first dose of a two-dose series of the COVID-19 vaccine



Number of persons who completed the COVID-19 vaccine series



COVID-19: Gadsden County vaccine summary

Vaccination data through May 26, 2021 as of May 27, 2021 at 12:05 AM

Data in this report are provisional and subject to change.

Data in this summary pertain to COVID-19 vaccines approved by the U.S. Food and Drug Administration and have been issued an Emergency Use Authorization (Janssen COVID-19 Vaccine, Moderna COVID-19 Vaccine and Pfizer-BioNTech COVID-19 Vaccine). These data summarize the number of people who have received either their first dose or have completed the series for a COVID-19 vaccine. **A person can only be counted in one category, first dose or series complete.** For persons receiving Moderna or Pfizer vaccines, once they receive their second dose, they are moved from the first dose column to the series completed column. **Because of this, the total first dose category may show a change from report to report not matching the total receiving their first dose from the previous day.** Persons receiving Johnson & Johnson vaccines will always be counted in the series completed column.

COVID-19 doses for vaccinated persons in Florida

Doses administered 31,910

People receiving one dose of a 1-dose series (Johnson & Johnson) or receiving only one dose of a 2-dose series (Moderna, Pfizer) count once. Persons receiving both doses of a 2-dose series count twice.

Current status of persons vaccinated for COVID-19 in Florida

Total people vaccinated 18,295

First dose 2,779

Series completed 15,516

Completed 1-dose series 1,901

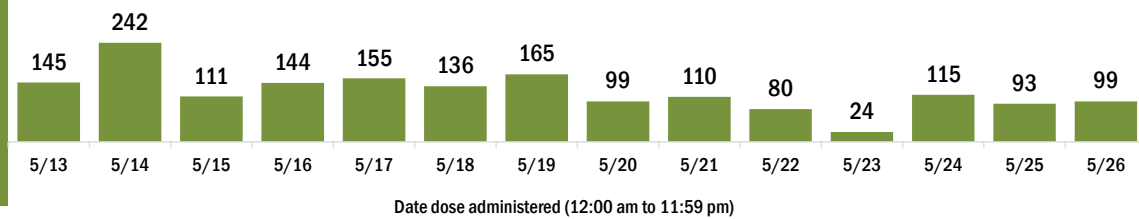
Completed 2-dose series 13,615

First dose: current number of people who have only received their first dose of the Moderna or Pfizer vaccine.

Series complete: current number of people who have received both Moderna or Pfizer vaccine doses or one Johnson & Johnson dose and are considered fully immunized.

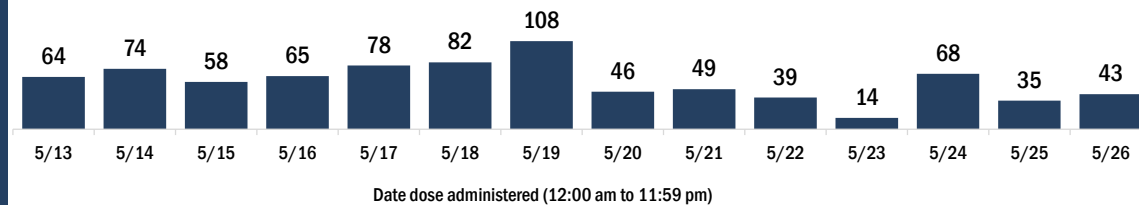
| Demographic summary | First dose | Series complete | Total people vaccinated |
|---|--------------|-----------------|-------------------------|
| Age group | 2,779 | 15,516 | 18,295 |
| 12-14 years | 66 | 0 | 66 |
| 15-24 years | 307 | 514 | 821 |
| 25-34 years | 314 | 1,005 | 1,319 |
| 35-44 years | 477 | 1,707 | 2,184 |
| 45-54 years | 518 | 2,405 | 2,923 |
| 55-64 years | 522 | 3,573 | 4,095 |
| 65-74 years | 345 | 3,892 | 4,237 |
| 75-84 years | 162 | 1,822 | 1,984 |
| 85+ years | 68 | 598 | 666 |
| Race | 2,779 | 15,516 | 18,295 |
| White | 733 | 5,565 | 6,298 |
| Black | 1,285 | 6,785 | 8,070 |
| American Indian/Alaskan | 10 | 31 | 41 |
| Other | 396 | 2,139 | 2,535 |
| Unknown | 355 | 996 | 1,351 |
| Other race includes Asian, native Hawaiian/Pacific Islander, or other. | | | |
| Ethnicity | 2,779 | 15,516 | 18,295 |
| Hispanic | 352 | 972 | 1,324 |
| Non-Hispanic | 1,647 | 12,154 | 13,801 |
| Unknown | 780 | 2,390 | 3,170 |
| Gender | 2,779 | 15,516 | 18,295 |
| Female | 1,420 | 9,319 | 10,739 |
| Male | 1,359 | 6,197 | 7,556 |
| Unknown | 0 | 0 | 0 |

COVID-19 doses administered for the past 2 weeks

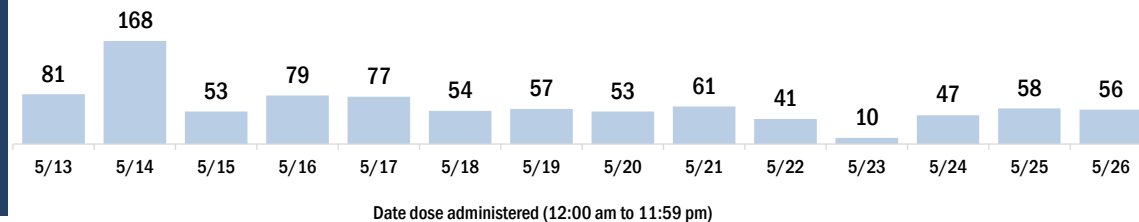


Persons vaccinated for COVID-19 for the past 2 weeks

Number of persons who received their first dose of a two-dose series of the COVID-19 vaccine



Number of persons who completed the COVID-19 vaccine series



COVID-19: Gilchrist County vaccine summary

Vaccination data through May 26, 2021 as of May 27, 2021 at 12:05 AM

Data in this report are provisional and subject to change.

Data in this summary pertain to COVID-19 vaccines approved by the U.S. Food and Drug Administration and have been issued an Emergency Use Authorization (Janssen COVID-19 Vaccine, Moderna COVID-19 Vaccine and Pfizer-BioNTech COVID-19 Vaccine). These data summarize the number of people who have received either their first dose or have completed the series for a COVID-19 vaccine. **A person can only be counted in one category, first dose or series complete.** For persons receiving Moderna or Pfizer vaccines, once they receive their second dose, they are moved from the first dose column to the series completed column. **Because of this, the total first dose category may show a change from report to report not matching the total receiving their first dose from the previous day.** Persons receiving Johnson & Johnson vaccines will always be counted in the series completed column.

COVID-19 doses for vaccinated persons in Florida

Doses administered 7,906

People receiving one dose of a 1-dose series (Johnson & Johnson) or receiving only one dose of a 2-dose series (Moderna, Pfizer) count once. Persons receiving both doses of a 2-dose series count twice.

Current status of persons vaccinated for COVID-19 in Florida

Total people vaccinated 4,539

First dose 642

Series completed 3,897

Completed 1-dose series 530

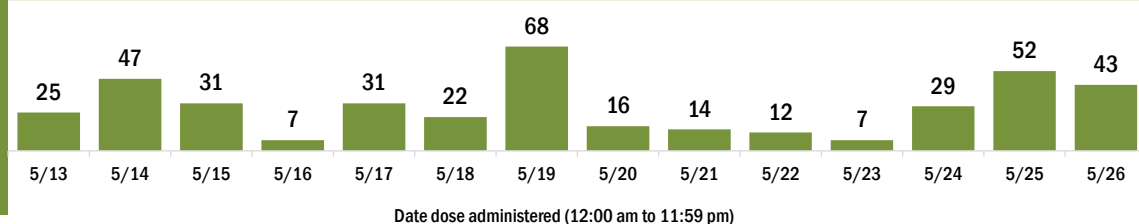
Completed 2-dose series 3,367

First dose: current number of people who have only received their first dose of the Moderna or Pfizer vaccine.

Series complete: current number of people who have received both Moderna or Pfizer vaccine doses or one Johnson & Johnson dose and are considered fully immunized.

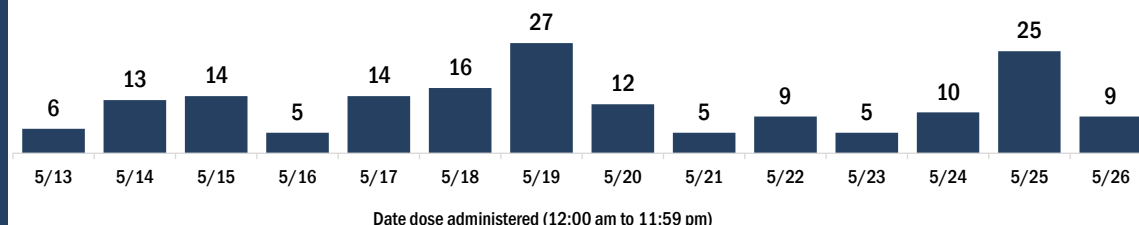
| Demographic summary | First dose | Series complete | Total people vaccinated |
|---|------------|-----------------|-------------------------|
| Age group | 642 | 3,897 | 4,539 |
| 12-14 years | 16 | 0 | 16 |
| 15-24 years | 65 | 114 | 179 |
| 25-34 years | 50 | 177 | 227 |
| 35-44 years | 91 | 259 | 350 |
| 45-54 years | 93 | 459 | 552 |
| 55-64 years | 146 | 848 | 994 |
| 65-74 years | 126 | 1,169 | 1,295 |
| 75-84 years | 37 | 659 | 696 |
| 85+ years | 18 | 212 | 230 |
| Race | 642 | 3,897 | 4,539 |
| White | 493 | 2,903 | 3,396 |
| Black | 21 | 90 | 111 |
| American Indian/Alaskan | 4 | 15 | 19 |
| Other | 45 | 271 | 316 |
| Unknown | 79 | 618 | 697 |
| Other race includes Asian, native Hawaiian/Pacific Islander, or other. | | | |
| Ethnicity | 642 | 3,897 | 4,539 |
| Hispanic | 31 | 133 | 164 |
| Non-Hispanic | 349 | 1,890 | 2,239 |
| Unknown | 262 | 1,874 | 2,136 |
| Gender | 642 | 3,897 | 4,539 |
| Female | 361 | 2,146 | 2,507 |
| Male | 281 | 1,749 | 2,030 |
| Unknown | 0 | 2 | 2 |

COVID-19 doses administered for the past 2 weeks

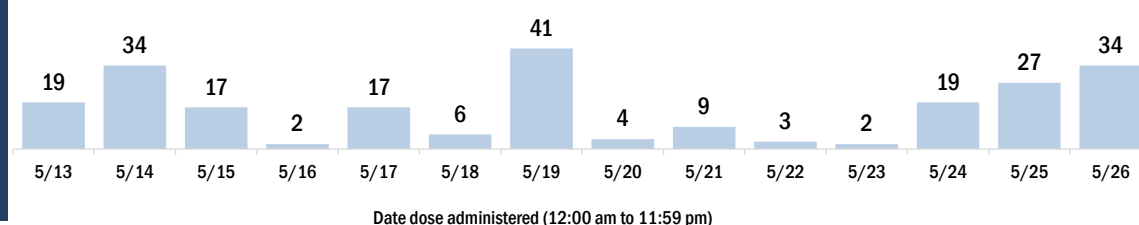


Persons vaccinated for COVID-19 for the past 2 weeks

Number of persons who received their first dose of a two-dose series of the COVID-19 vaccine



Number of persons who completed the COVID-19 vaccine series



COVID-19: Glades County vaccine summary

Vaccination data through May 26, 2021 as of May 27, 2021 at 12:05 AM

Data in this report are provisional and subject to change.

Data in this summary pertain to COVID-19 vaccines approved by the U.S. Food and Drug Administration and have been issued an Emergency Use Authorization (Janssen COVID-19 Vaccine, Moderna COVID-19 Vaccine and Pfizer-BioNTech COVID-19 Vaccine). These data summarize the number of people who have received either their first dose or have completed the series for a COVID-19 vaccine. **A person can only be counted in one category, first dose or series complete.** For persons receiving Moderna or Pfizer vaccines, once they receive their second dose, they are moved from the first dose column to the series completed column. **Because of this, the total first dose category may show a change from report to report not matching the total receiving their first dose from the previous day.** Persons receiving Johnson & Johnson vaccines will always be counted in the series completed column.

COVID-19 doses for vaccinated persons in Florida

Doses administered 8,286

People receiving one dose of a 1-dose series (Johnson & Johnson) or receiving only one dose of a 2-dose series (Moderna, Pfizer) count once. Persons receiving both doses of a 2-dose series count twice.

Current status of persons vaccinated for COVID-19 in Florida

Total people vaccinated 4,738

First dose 637

Series completed 4,101

Completed 1-dose series 553

Completed 2-dose series 3,548

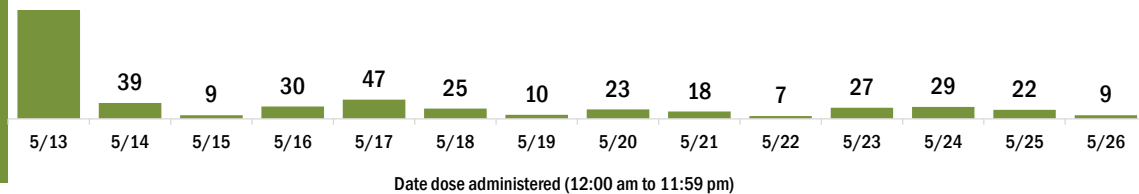
First dose: current number of people who have only received their first dose of the Moderna or Pfizer vaccine.

Series complete: current number of people who have received both Moderna or Pfizer vaccine doses or one Johnson & Johnson dose and are considered fully immunized.

| Demographic summary | First dose | Series complete | Total people vaccinated |
|---|------------|-----------------|-------------------------|
| Age group | 637 | 4,101 | 4,738 |
| 12-14 years | 6 | 0 | 6 |
| 15-24 years | 84 | 201 | 285 |
| 25-34 years | 128 | 326 | 454 |
| 35-44 years | 78 | 263 | 341 |
| 45-54 years | 95 | 318 | 413 |
| 55-64 years | 107 | 648 | 755 |
| 65-74 years | 71 | 1,328 | 1,399 |
| 75-84 years | 55 | 843 | 898 |
| 85+ years | 13 | 174 | 187 |
| Race | 637 | 4,101 | 4,738 |
| White | 508 | 3,190 | 3,698 |
| Black | 22 | 142 | 164 |
| American Indian/Alaskan | 2 | 24 | 26 |
| Other | 44 | 264 | 308 |
| Unknown | 61 | 481 | 542 |
| Other race includes Asian, native Hawaiian/Pacific Islander, or other. | | | |
| Ethnicity | 637 | 4,101 | 4,738 |
| Hispanic | 268 | 744 | 1,012 |
| Non-Hispanic | 221 | 1,921 | 2,142 |
| Unknown | 148 | 1,436 | 1,584 |
| Gender | 637 | 4,101 | 4,738 |
| Female | 227 | 1,797 | 2,024 |
| Male | 409 | 2,303 | 2,712 |
| Unknown | 1 | 1 | 2 |

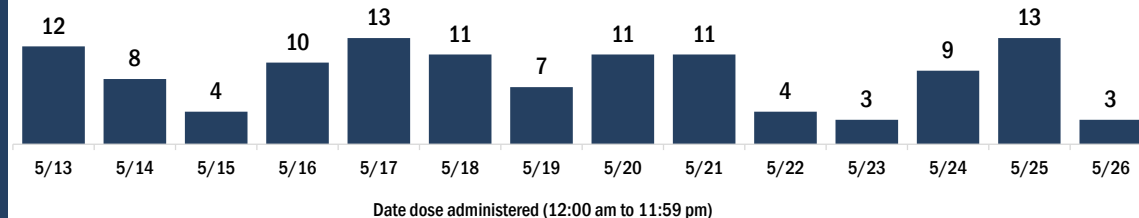
COVID-19 doses administered for the past 2 weeks

266



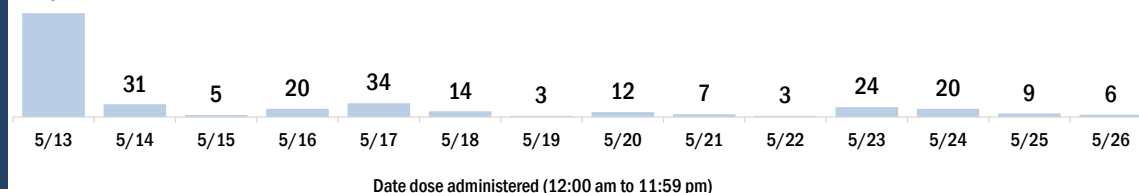
Persons vaccinated for COVID-19 for the past 2 weeks

Number of persons who received their first dose of a two-dose series of the COVID-19 vaccine



Number of persons who completed the COVID-19 vaccine series

254



COVID-19: Gulf County vaccine summary

Vaccination data through May 26, 2021 as of May 27, 2021 at 12:05 AM

Data in this report are provisional and subject to change.

Data in this summary pertain to COVID-19 vaccines approved by the U.S. Food and Drug Administration and have been issued an Emergency Use Authorization (Janssen COVID-19 Vaccine, Moderna COVID-19 Vaccine and Pfizer-BioNTech COVID-19 Vaccine). These data summarize the number of people who have received either their first dose or have completed the series for a COVID-19 vaccine. **A person can only be counted in one category, first dose or series complete.** For persons receiving Moderna or Pfizer vaccines, once they receive their second dose, they are moved from the first dose column to the series completed column. **Because of this, the total first dose category may show a change from report to report not matching the total receiving their first dose from the previous day.** Persons receiving Johnson & Johnson vaccines will always be counted in the series completed column.

COVID-19 doses for vaccinated persons in Florida

Doses administered 8,407

People receiving one dose of a 1-dose series (Johnson & Johnson) or receiving only one dose of a 2-dose series (Moderna, Pfizer) count once. Persons receiving both doses of a 2-dose series count twice.

Current status of persons vaccinated for COVID-19 in Florida

Total people vaccinated 4,725

First dose 774

Series completed 3,951

Completed 1-dose series 269

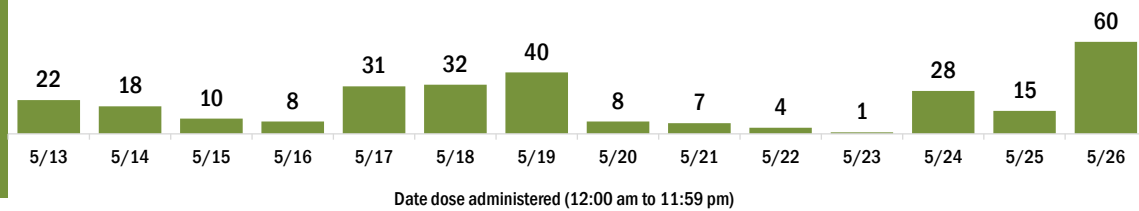
Completed 2-dose series 3,682

First dose: current number of people who have only received their first dose of the Moderna or Pfizer vaccine.

Series complete: current number of people who have received both Moderna or Pfizer vaccine doses or one Johnson & Johnson dose and are considered fully immunized.

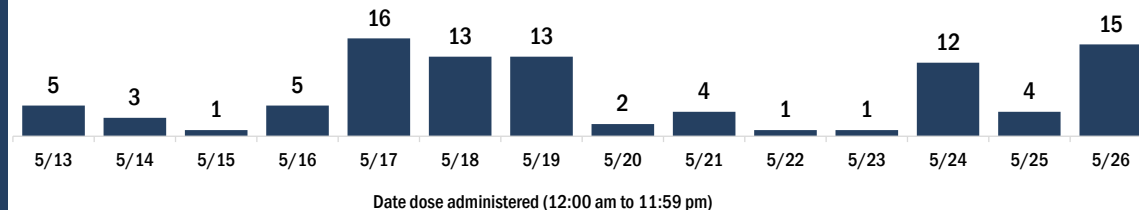
| Demographic summary | First dose | Series complete | Total people vaccinated |
|---|------------|-----------------|-------------------------|
| Age group | 774 | 3,951 | 4,725 |
| 12-14 years | 5 | 0 | 5 |
| 15-24 years | 53 | 88 | 141 |
| 25-34 years | 104 | 154 | 258 |
| 35-44 years | 125 | 228 | 353 |
| 45-54 years | 134 | 419 | 553 |
| 55-64 years | 166 | 764 | 930 |
| 65-74 years | 119 | 1,429 | 1,548 |
| 75-84 years | 60 | 686 | 746 |
| 85+ years | 8 | 183 | 191 |
| Race | 774 | 3,951 | 4,725 |
| White | 555 | 3,348 | 3,903 |
| Black | 158 | 396 | 554 |
| American Indian/Alaskan | 2 | 13 | 15 |
| Other | 44 | 129 | 173 |
| Unknown | 15 | 65 | 80 |
| Other race includes Asian, native Hawaiian/Pacific Islander, or other. | | | |
| Ethnicity | 774 | 3,951 | 4,725 |
| Hispanic | 13 | 55 | 68 |
| Non-Hispanic | 391 | 3,258 | 3,649 |
| Unknown | 370 | 638 | 1,008 |
| Gender | 774 | 3,951 | 4,725 |
| Female | 318 | 1,971 | 2,289 |
| Male | 456 | 1,980 | 2,436 |
| Unknown | 0 | 0 | 0 |

COVID-19 doses administered for the past 2 weeks

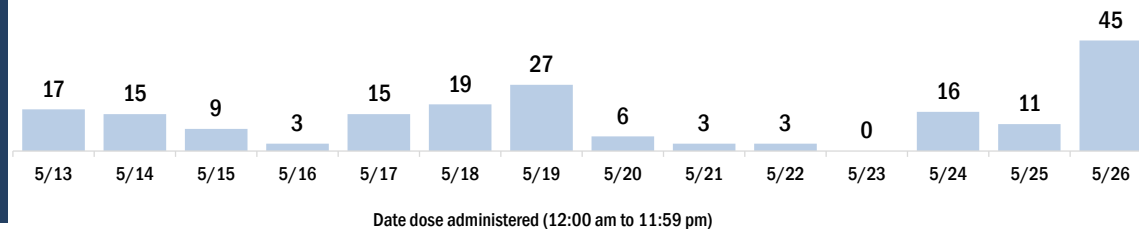


Persons vaccinated for COVID-19 for the past 2 weeks

Number of persons who received their first dose of a two-dose series of the COVID-19 vaccine



Number of persons who completed the COVID-19 vaccine series



COVID-19: Hamilton County vaccine summary

Vaccination data through May 26, 2021 as of May 27, 2021 at 12:05 AM

Data in this report are provisional and subject to change.

Data in this summary pertain to COVID-19 vaccines approved by the U.S. Food and Drug Administration and have been issued an Emergency Use Authorization (Janssen COVID-19 Vaccine, Moderna COVID-19 Vaccine and Pfizer-BioNTech COVID-19 Vaccine). These data summarize the number of people who have received either their first dose or have completed the series for a COVID-19 vaccine. **A person can only be counted in one category, first dose or series complete.** For persons receiving Moderna or Pfizer vaccines, once they receive their second dose, they are moved from the first dose column to the series completed column. **Because of this, the total first dose category may show a change from report to report not matching the total receiving their first dose from the previous day.** Persons receiving Johnson & Johnson vaccines will always be counted in the series completed column.

COVID-19 doses for vaccinated persons in Florida

Doses administered 6,096

People receiving one dose of a 1-dose series (Johnson & Johnson) or receiving only one dose of a 2-dose series (Moderna, Pfizer) count once. Persons receiving both doses of a 2-dose series count twice.

Current status of persons vaccinated for COVID-19 in Florida

Total people vaccinated 3,364

First dose 397

Series completed 2,967

Completed 1-dose series 235

Completed 2-dose series 2,732

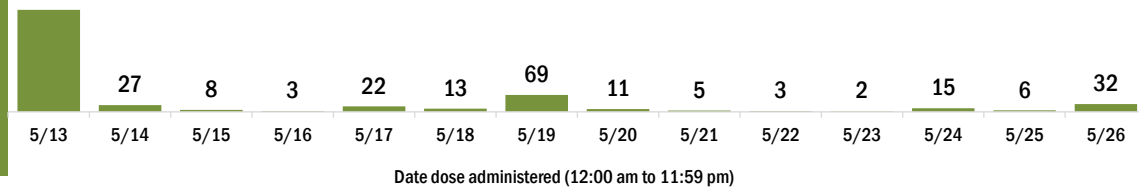
First dose: current number of people who have only received their first dose of the Moderna or Pfizer vaccine.

Series complete: current number of people who have received both Moderna or Pfizer vaccine doses or one Johnson & Johnson dose and are considered fully immunized.

| Demographic summary | First dose | Series complete | Total people vaccinated |
|---|------------|-----------------|-------------------------|
| Age group | 397 | 2,967 | 3,364 |
| 12-14 years | 7 | 0 | 7 |
| 15-24 years | 35 | 67 | 102 |
| 25-34 years | 58 | 158 | 216 |
| 35-44 years | 76 | 228 | 304 |
| 45-54 years | 68 | 348 | 416 |
| 55-64 years | 81 | 669 | 750 |
| 65-74 years | 41 | 931 | 972 |
| 75-84 years | 19 | 441 | 460 |
| 85+ years | 12 | 125 | 137 |
| Race | 397 | 2,967 | 3,364 |
| White | 187 | 1,698 | 1,885 |
| Black | 160 | 815 | 975 |
| American Indian/Alaskan | 2 | 7 | 9 |
| Other | 27 | 212 | 239 |
| Unknown | 21 | 235 | 256 |
| Other race includes Asian, native Hawaiian/Pacific Islander, or other. | | | |
| Ethnicity | 397 | 2,967 | 3,364 |
| Hispanic | 24 | 118 | 142 |
| Non-Hispanic | 261 | 1,923 | 2,184 |
| Unknown | 112 | 926 | 1,038 |
| Gender | 397 | 2,967 | 3,364 |
| Female | 157 | 1,467 | 1,624 |
| Male | 240 | 1,500 | 1,740 |
| Unknown | 0 | 0 | 0 |

COVID-19 doses administered for the past 2 weeks

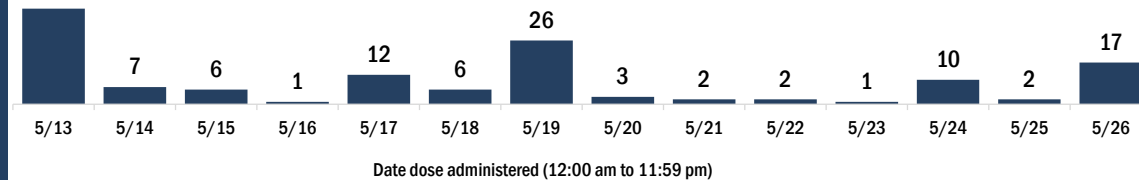
415



Persons vaccinated for COVID-19 for the past 2 weeks

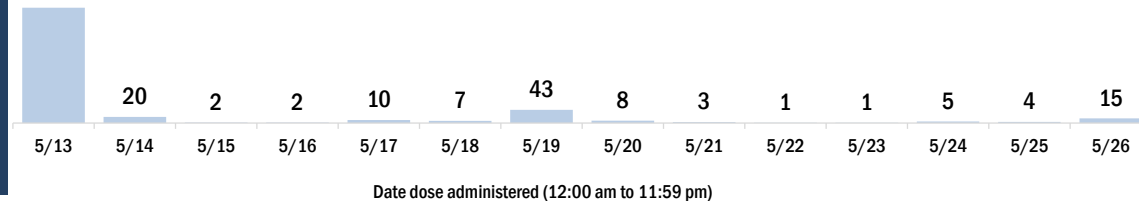
Number of persons who received their first dose of a two-dose series of the COVID-19 vaccine

39



Number of persons who completed the COVID-19 vaccine series

376



COVID-19: Hardee County vaccine summary

Vaccination data through May 26, 2021 as of May 27, 2021 at 12:05 AM

Data in this report are provisional and subject to change.

Data in this summary pertain to COVID-19 vaccines approved by the U.S. Food and Drug Administration and have been issued an Emergency Use Authorization (Janssen COVID-19 Vaccine, Moderna COVID-19 Vaccine and Pfizer-BioNTech COVID-19 Vaccine). These data summarize the number of people who have received either their first dose or have completed the series for a COVID-19 vaccine. **A person can only be counted in one category, first dose or series complete.** For persons receiving Moderna or Pfizer vaccines, once they receive their second dose, they are moved from the first dose column to the series completed column. **Because of this, the total first dose category may show a change from report to report not matching the total receiving their first dose from the previous day.** Persons receiving Johnson & Johnson vaccines will always be counted in the series completed column.

COVID-19 doses for vaccinated persons in Florida

Doses administered 12,651

People receiving one dose of a 1-dose series (Johnson & Johnson) or receiving only one dose of a 2-dose series (Moderna, Pfizer) count once. Persons receiving both doses of a 2-dose series count twice.

Current status of persons vaccinated for COVID-19 in Florida

Total people vaccinated 7,377

First dose 1,633

Series completed 5,744

Completed 1-dose series 470

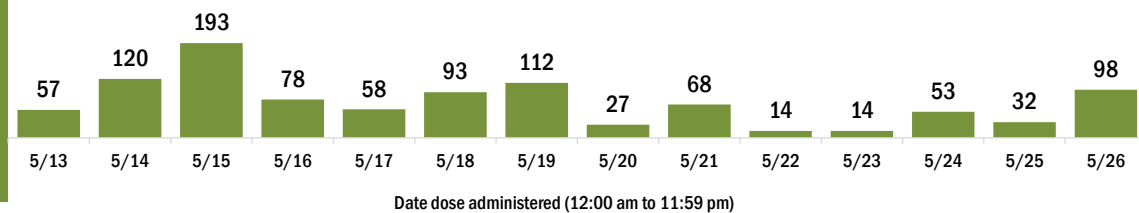
Completed 2-dose series 5,274

First dose: current number of people who have only received their first dose of the Moderna or Pfizer vaccine.

Series complete: current number of people who have received both Moderna or Pfizer vaccine doses or one Johnson & Johnson dose and are considered fully immunized.

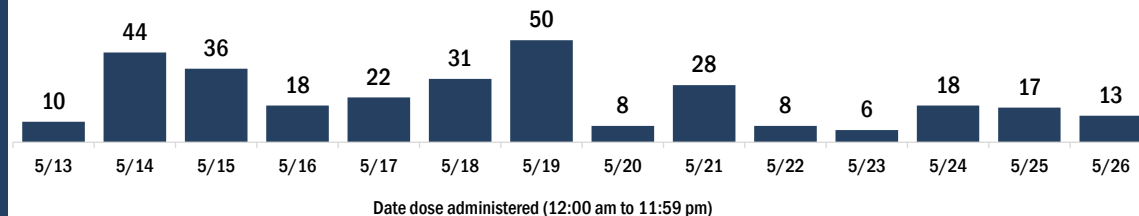
| Demographic summary | First dose | Series complete | Total people vaccinated |
|---|--------------|-----------------|-------------------------|
| Age group | 1,633 | 5,744 | 7,377 |
| 12-14 years | 16 | 0 | 16 |
| 15-24 years | 136 | 272 | 408 |
| 25-34 years | 198 | 442 | 640 |
| 35-44 years | 290 | 460 | 750 |
| 45-54 years | 328 | 691 | 1,019 |
| 55-64 years | 336 | 1,028 | 1,364 |
| 65-74 years | 215 | 1,553 | 1,768 |
| 75-84 years | 91 | 1,013 | 1,104 |
| 85+ years | 23 | 285 | 308 |
| Race | 1,633 | 5,744 | 7,377 |
| White | 1,038 | 4,626 | 5,664 |
| Black | 320 | 240 | 560 |
| American Indian/Alaskan | 4 | 29 | 33 |
| Other | 213 | 591 | 804 |
| Unknown | 58 | 258 | 316 |
| Other race includes Asian, native Hawaiian/Pacific Islander, or other. | | | |
| Ethnicity | 1,633 | 5,744 | 7,377 |
| Hispanic | 395 | 1,435 | 1,830 |
| Non-Hispanic | 934 | 3,640 | 4,574 |
| Unknown | 304 | 669 | 973 |
| Gender | 1,633 | 5,744 | 7,377 |
| Female | 537 | 2,897 | 3,434 |
| Male | 1,095 | 2,845 | 3,940 |
| Unknown | 1 | 2 | 3 |

COVID-19 doses administered for the past 2 weeks

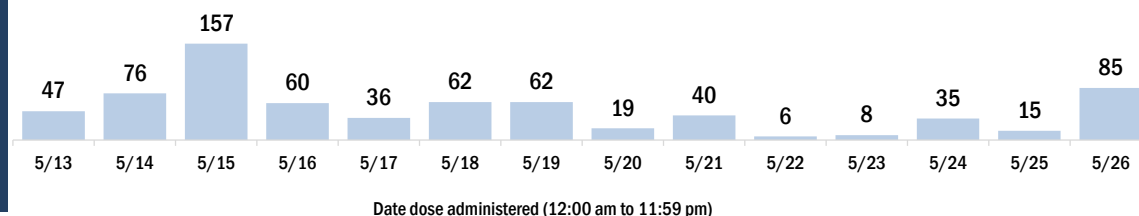


Persons vaccinated for COVID-19 for the past 2 weeks

Number of persons who received their first dose of a two-dose series of the COVID-19 vaccine



Number of persons who completed the COVID-19 vaccine series



COVID-19: Hendry County vaccine summary

Vaccination data through May 26, 2021 as of May 27, 2021 at 12:05 AM

Data in this report are provisional and subject to change.

Data in this summary pertain to COVID-19 vaccines approved by the U.S. Food and Drug Administration and have been issued an Emergency Use Authorization (Janssen COVID-19 Vaccine, Moderna COVID-19 Vaccine and Pfizer-BioNTech COVID-19 Vaccine). These data summarize the number of people who have received either their first dose or have completed the series for a COVID-19 vaccine. **A person can only be counted in one category, first dose or series complete.** For persons receiving Moderna or Pfizer vaccines, once they receive their second dose, they are moved from the first dose column to the series completed column. **Because of this, the total first dose category may show a change from report to report not matching the total receiving their first dose from the previous day.** Persons receiving Johnson & Johnson vaccines will always be counted in the series completed column.

COVID-19 doses for vaccinated persons in Florida

Doses administered 21,229

People receiving one dose of a 1-dose series (Johnson & Johnson) or receiving only one dose of a 2-dose series (Moderna, Pfizer) count once. Persons receiving both doses of a 2-dose series count twice.

Current status of persons vaccinated for COVID-19 in Florida

Total people vaccinated 12,585

First dose 2,406

Series completed 10,179

Completed 1-dose series 1,535

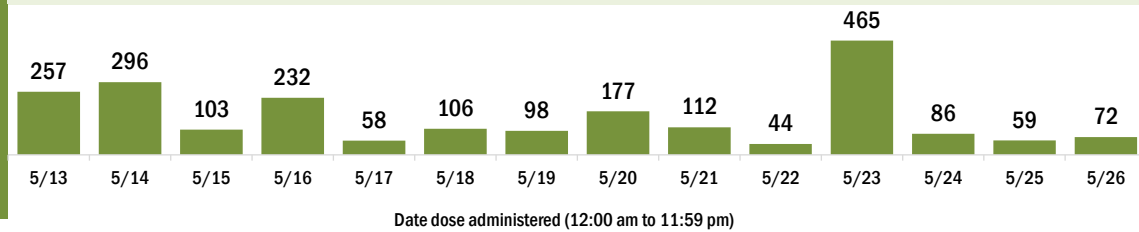
Completed 2-dose series 8,644

First dose: current number of people who have only received their first dose of the Moderna or Pfizer vaccine.

Series complete: current number of people who have received both Moderna or Pfizer vaccine doses or one Johnson & Johnson dose and are considered fully immunized.

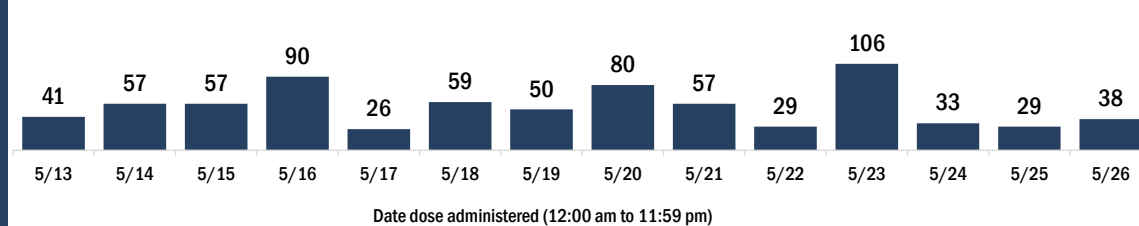
| Demographic summary | First dose | Series complete | Total people vaccinated |
|---|------------|-----------------|-------------------------|
| Age group | 2,406 | 10,179 | 12,585 |
| 12-14 years | 33 | 0 | 33 |
| 15-24 years | 348 | 731 | 1,079 |
| 25-34 years | 377 | 1,136 | 1,513 |
| 35-44 years | 387 | 1,135 | 1,522 |
| 45-54 years | 424 | 1,556 | 1,980 |
| 55-64 years | 454 | 2,081 | 2,535 |
| 65-74 years | 214 | 2,150 | 2,364 |
| 75-84 years | 120 | 1,078 | 1,198 |
| 85+ years | 49 | 312 | 361 |
| Race | 2,406 | 10,179 | 12,585 |
| White | 1,586 | 7,095 | 8,681 |
| Black | 144 | 666 | 810 |
| American Indian/Alaskan | 4 | 22 | 26 |
| Other | 430 | 1,522 | 1,952 |
| Unknown | 242 | 874 | 1,116 |
| Other race includes Asian, native Hawaiian/Pacific Islander, or other. | | | |
| Ethnicity | 2,406 | 10,179 | 12,585 |
| Hispanic | 1,185 | 4,170 | 5,355 |
| Non-Hispanic | 596 | 3,381 | 3,977 |
| Unknown | 625 | 2,628 | 3,253 |
| Gender | 2,406 | 10,179 | 12,585 |
| Female | 1,134 | 4,630 | 5,764 |
| Male | 1,271 | 5,546 | 6,817 |
| Unknown | 1 | 3 | 4 |

COVID-19 doses administered for the past 2 weeks

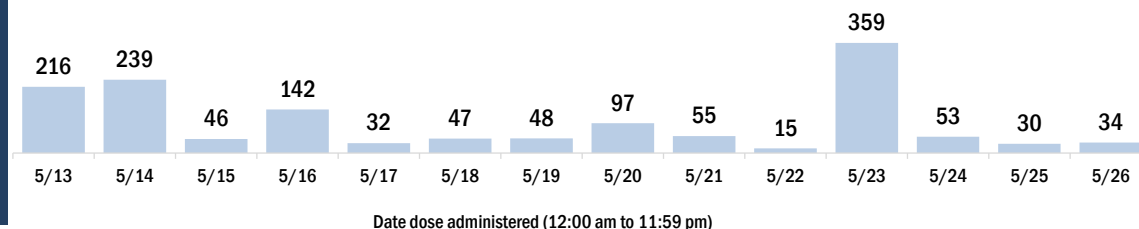


Persons vaccinated for COVID-19 for the past 2 weeks

Number of persons who received their first dose of a two-dose series of the COVID-19 vaccine



Number of persons who completed the COVID-19 vaccine series



COVID-19: Hernando County vaccine summary

Vaccination data through May 26, 2021 as of May 27, 2021 at 12:05 AM

Data in this report are provisional and subject to change.

Data in this summary pertain to COVID-19 vaccines approved by the U.S. Food and Drug Administration and have been issued an Emergency Use Authorization (Janssen COVID-19 Vaccine, Moderna COVID-19 Vaccine and Pfizer-BioNTech COVID-19 Vaccine). These data summarize the number of people who have received either their first dose or have completed the series for a COVID-19 vaccine. **A person can only be counted in one category, first dose or series complete.** For persons receiving Moderna or Pfizer vaccines, once they receive their second dose, they are moved from the first dose column to the series completed column. **Because of this, the total first dose category may show a change from report to report not matching the total receiving their first dose from the previous day.** Persons receiving Johnson & Johnson vaccines will always be counted in the series completed column.

COVID-19 doses for vaccinated persons in Florida

Doses administered 133,081

People receiving one dose of a 1-dose series (Johnson & Johnson) or receiving only one dose of a 2-dose series (Moderna, Pfizer) count once. Persons receiving both doses of a 2-dose series count twice.

Current status of persons vaccinated for COVID-19 in Florida

Total people vaccinated 76,270

First dose 13,233

Series completed 63,037

Completed 1-dose series 6,226

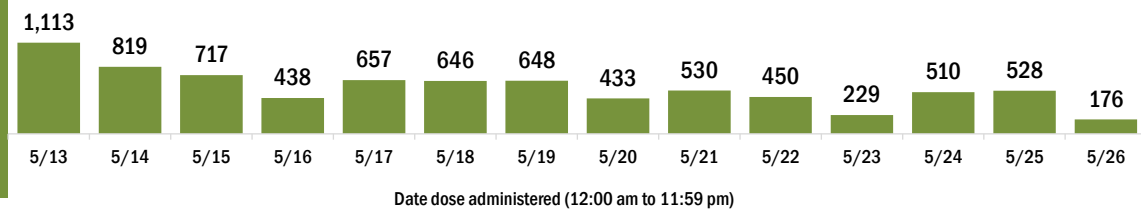
Completed 2-dose series 56,811

First dose: current number of people who have only received their first dose of the Moderna or Pfizer vaccine.

Series complete: current number of people who have received both Moderna or Pfizer vaccine doses or one Johnson & Johnson dose and are considered fully immunized.

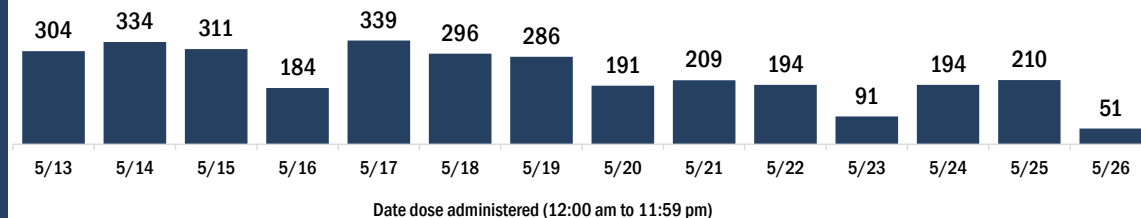
| Demographic summary | First dose | Series complete | Total people vaccinated |
|---|---------------|-----------------|-------------------------|
| Age group | 13,233 | 63,037 | 76,270 |
| 12-14 years | 310 | 0 | 310 |
| 15-24 years | 1,299 | 2,104 | 3,403 |
| 25-34 years | 1,148 | 2,857 | 4,005 |
| 35-44 years | 1,418 | 4,063 | 5,481 |
| 45-54 years | 1,803 | 6,878 | 8,681 |
| 55-64 years | 2,527 | 12,399 | 14,926 |
| 65-74 years | 2,410 | 18,894 | 21,304 |
| 75-84 years | 1,640 | 12,062 | 13,702 |
| 85+ years | 678 | 3,780 | 4,458 |
| Race | 13,233 | 63,037 | 76,270 |
| White | 8,908 | 45,207 | 54,115 |
| Black | 480 | 1,755 | 2,235 |
| American Indian/Alaskan | 77 | 202 | 279 |
| Other | 1,280 | 4,587 | 5,867 |
| Unknown | 2,488 | 11,286 | 13,774 |
| Other race includes Asian, native Hawaiian/Pacific Islander, or other. | | | |
| Ethnicity | 13,233 | 63,037 | 76,270 |
| Hispanic | 1,360 | 3,889 | 5,249 |
| Non-Hispanic | 6,619 | 35,175 | 41,794 |
| Unknown | 5,254 | 23,973 | 29,227 |
| Gender | 13,233 | 63,037 | 76,270 |
| Female | 7,220 | 35,895 | 43,115 |
| Male | 6,002 | 27,105 | 33,107 |
| Unknown | 11 | 37 | 48 |

COVID-19 doses administered for the past 2 weeks

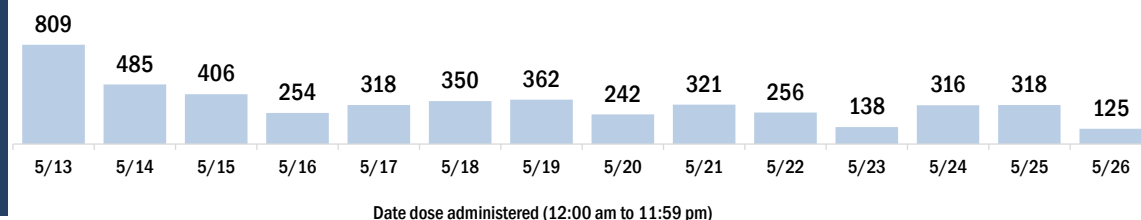


Persons vaccinated for COVID-19 for the past 2 weeks

Number of persons who received their first dose of a two-dose series of the COVID-19 vaccine



Number of persons who completed the COVID-19 vaccine series



COVID-19: Highlands County vaccine summary

Vaccination data through May 26, 2021 as of May 27, 2021 at 12:05 AM

Data in this report are provisional and subject to change.

Data in this summary pertain to COVID-19 vaccines approved by the U.S. Food and Drug Administration and have been issued an Emergency Use Authorization (Janssen COVID-19 Vaccine, Moderna COVID-19 Vaccine and Pfizer-BioNTech COVID-19 Vaccine). These data summarize the number of people who have received either their first dose or have completed the series for a COVID-19 vaccine. **A person can only be counted in one category, first dose or series complete.** For persons receiving Moderna or Pfizer vaccines, once they receive their second dose, they are moved from the first dose column to the series completed column. **Because of this, the total first dose category may show a change from report to report not matching the total receiving their first dose from the previous day.** Persons receiving Johnson & Johnson vaccines will always be counted in the series completed column.

COVID-19 doses for vaccinated persons in Florida

Doses administered 78,302

People receiving one dose of a 1-dose series (Johnson & Johnson) or receiving only one dose of a 2-dose series (Moderna, Pfizer) count once. Persons receiving both doses of a 2-dose series count twice.

Current status of persons vaccinated for COVID-19 in Florida

Total people vaccinated 45,843

First dose 11,714

Series completed 34,129

Completed 1-dose series 1,670

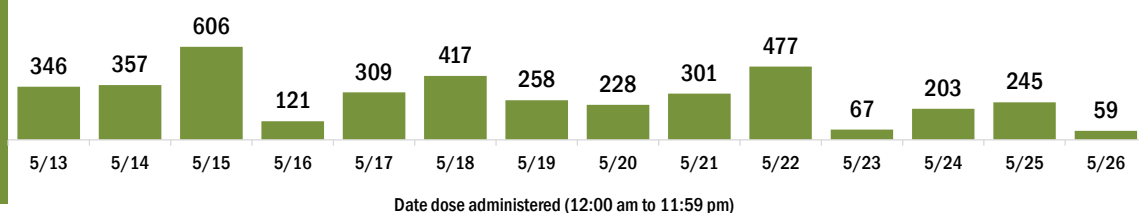
Completed 2-dose series 32,459

First dose: current number of people who have only received their first dose of the Moderna or Pfizer vaccine.

Series complete: current number of people who have received both Moderna or Pfizer vaccine doses or one Johnson & Johnson dose and are considered fully immunized.

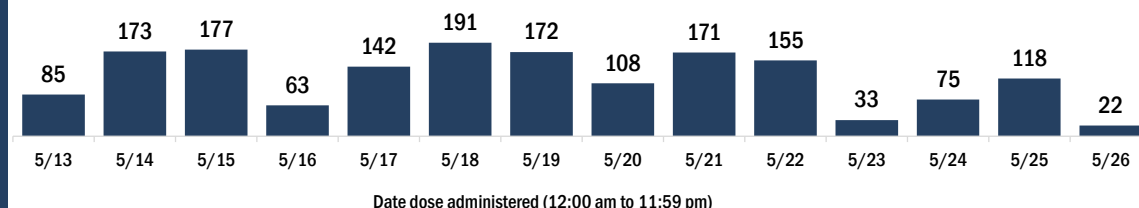
| Demographic summary | First dose | Series complete | Total people vaccinated |
|---|---------------|-----------------|-------------------------|
| Age group | 11,714 | 34,129 | 45,843 |
| 12-14 years | 95 | 0 | 95 |
| 15-24 years | 520 | 786 | 1,306 |
| 25-34 years | 537 | 1,206 | 1,743 |
| 35-44 years | 740 | 1,474 | 2,214 |
| 45-54 years | 1,019 | 2,499 | 3,518 |
| 55-64 years | 1,870 | 5,802 | 7,672 |
| 65-74 years | 3,396 | 11,271 | 14,667 |
| 75-84 years | 2,688 | 8,641 | 11,329 |
| 85+ years | 849 | 2,450 | 3,299 |
| Race | 11,714 | 34,129 | 45,843 |
| White | 8,794 | 27,440 | 36,234 |
| Black | 591 | 1,304 | 1,895 |
| American Indian/Alaskan | 120 | 249 | 369 |
| Other | 915 | 2,346 | 3,261 |
| Unknown | 1,294 | 2,790 | 4,084 |
| Other race includes Asian, native Hawaiian/Pacific Islander, or other. | | | |
| Ethnicity | 11,714 | 34,129 | 45,843 |
| Hispanic | 1,610 | 3,171 | 4,781 |
| Non-Hispanic | 6,878 | 24,192 | 31,070 |
| Unknown | 3,226 | 6,766 | 9,992 |
| Gender | 11,714 | 34,129 | 45,843 |
| Female | 6,104 | 18,385 | 24,489 |
| Male | 5,592 | 15,726 | 21,318 |
| Unknown | 18 | 18 | 36 |

COVID-19 doses administered for the past 2 weeks

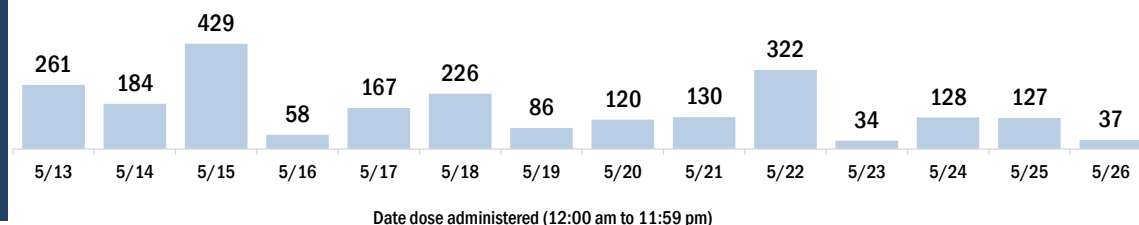


Persons vaccinated for COVID-19 for the past 2 weeks

Number of persons who received their first dose of a two-dose series of the COVID-19 vaccine



Number of persons who completed the COVID-19 vaccine series



COVID-19: Hillsborough County vaccine summary

Vaccination data through May 26, 2021 as of May 27, 2021 at 12:05 AM

Data in this report are provisional and subject to change.

Data in this summary pertain to COVID-19 vaccines approved by the U.S. Food and Drug Administration and have been issued an Emergency Use Authorization (Janssen COVID-19 Vaccine, Moderna COVID-19 Vaccine and Pfizer-BioNTech COVID-19 Vaccine). These data summarize the number of people who have received either their first dose or have completed the series for a COVID-19 vaccine. **A person can only be counted in one category, first dose or series complete.** For persons receiving Moderna or Pfizer vaccines, once they receive their second dose, they are moved from the first dose column to the series completed column. **Because of this, the total first dose category may show a change from report to report not matching the total receiving their first dose from the previous day.** Persons receiving Johnson & Johnson vaccines will always be counted in the series completed column.

COVID-19 doses for vaccinated persons in Florida

Doses administered 1,031,758

People receiving one dose of a 1-dose series (Johnson & Johnson) or receiving only one dose of a 2-dose series (Moderna, Pfizer) count once. Persons receiving both doses of a 2-dose series count twice.

Current status of persons vaccinated for COVID-19 in Florida

Total people vaccinated 620,417

First dose 148,219

Series completed 472,198

Completed 1-dose series 60,857

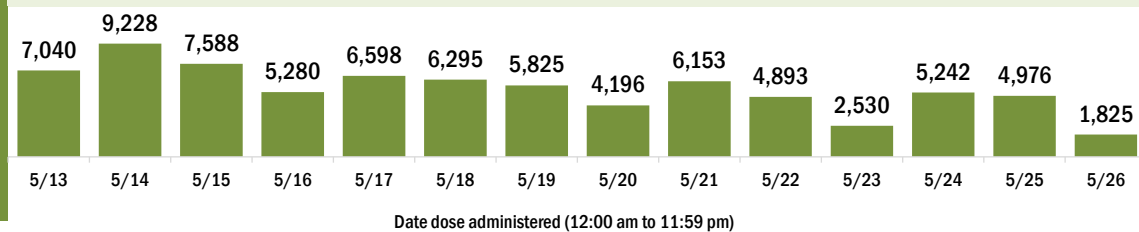
Completed 2-dose series 411,341

First dose: current number of people who have only received their first dose of the Moderna or Pfizer vaccine.

Series complete: current number of people who have received both Moderna or Pfizer vaccine doses or one Johnson & Johnson dose and are considered fully immunized.

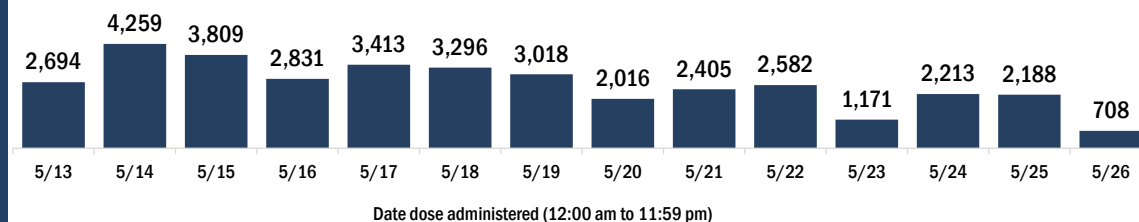
| Demographic summary | First dose | Series complete | Total people vaccinated |
|---|----------------|-----------------|-------------------------|
| Age group | 148,219 | 472,198 | 620,417 |
| 12-14 years | 5,779 | 0 | 5,779 |
| 15-24 years | 18,348 | 38,922 | 57,270 |
| 25-34 years | 18,570 | 58,128 | 76,698 |
| 35-44 years | 18,950 | 70,013 | 88,963 |
| 45-54 years | 18,740 | 82,593 | 101,333 |
| 55-64 years | 19,195 | 95,580 | 114,775 |
| 65-74 years | 28,834 | 76,105 | 104,939 |
| 75-84 years | 14,880 | 37,540 | 52,420 |
| 85+ years | 4,923 | 13,317 | 18,240 |
| Race | 148,219 | 472,198 | 620,417 |
| White | 90,217 | 301,439 | 391,656 |
| Black | 12,063 | 32,585 | 44,648 |
| American Indian/Alaskan | 756 | 1,321 | 2,077 |
| Other | 22,305 | 66,655 | 88,960 |
| Unknown | 22,878 | 70,198 | 93,076 |
| Other race includes Asian, native Hawaiian/Pacific Islander, or other. | | | |
| Ethnicity | 148,219 | 472,198 | 620,417 |
| Hispanic | 27,870 | 55,005 | 82,875 |
| Non-Hispanic | 70,719 | 264,173 | 334,892 |
| Unknown | 49,630 | 153,020 | 202,650 |
| Gender | 148,219 | 472,198 | 620,417 |
| Female | 78,122 | 259,480 | 337,602 |
| Male | 69,883 | 212,406 | 282,289 |
| Unknown | 214 | 312 | 526 |

COVID-19 doses administered for the past 2 weeks

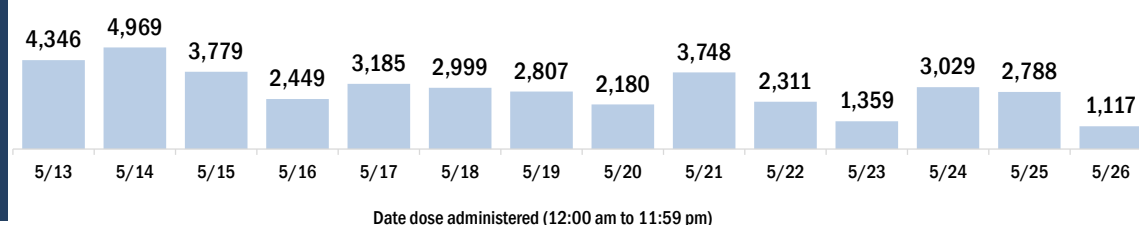


Persons vaccinated for COVID-19 for the past 2 weeks

Number of persons who received their first dose of a two-dose series of the COVID-19 vaccine



Number of persons who completed the COVID-19 vaccine series



COVID-19: Holmes County vaccine summary

Vaccination data through May 26, 2021 as of May 27, 2021 at 12:05 AM

Data in this report are provisional and subject to change.

Data in this summary pertain to COVID-19 vaccines approved by the U.S. Food and Drug Administration and have been issued an Emergency Use Authorization (Janssen COVID-19 Vaccine, Moderna COVID-19 Vaccine and Pfizer-BioNTech COVID-19 Vaccine). These data summarize the number of people who have received either their first dose or have completed the series for a COVID-19 vaccine. **A person can only be counted in one category, first dose or series complete.** For persons receiving Moderna or Pfizer vaccines, once they receive their second dose, they are moved from the first dose column to the series completed column. **Because of this, the total first dose category may show a change from report to report not matching the total receiving their first dose from the previous day.** Persons receiving Johnson & Johnson vaccines will always be counted in the series completed column.

COVID-19 doses for vaccinated persons in Florida

Doses administered 7,270

People receiving one dose of a 1-dose series (Johnson & Johnson) or receiving only one dose of a 2-dose series (Moderna, Pfizer) count once. Persons receiving both doses of a 2-dose series count twice.

Current status of persons vaccinated for COVID-19 in Florida

Total people vaccinated 4,083

First dose 559

Series completed 3,524

Completed 1-dose series 337

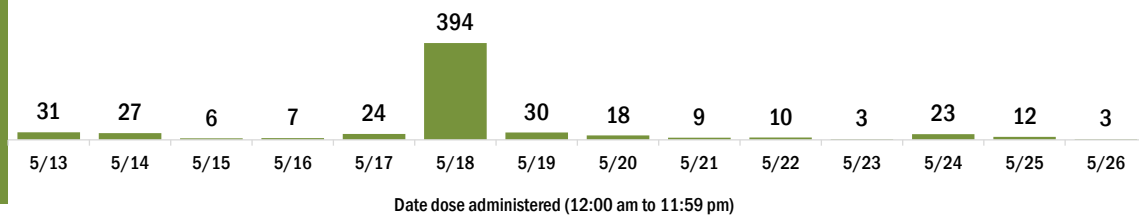
Completed 2-dose series 3,187

First dose: current number of people who have only received their first dose of the Moderna or Pfizer vaccine.

Series complete: current number of people who have received both Moderna or Pfizer vaccine doses or one Johnson & Johnson dose and are considered fully immunized.

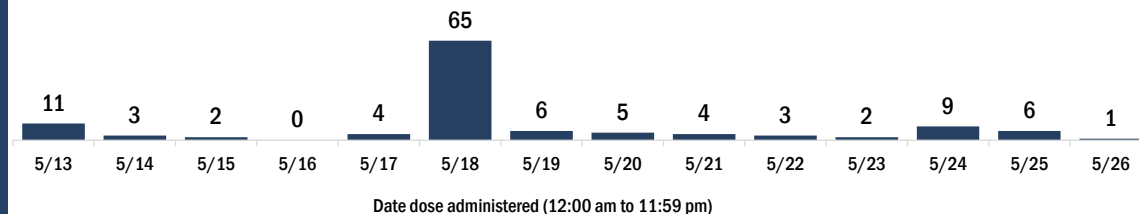
| Demographic summary | First dose | Series complete | Total people vaccinated |
|---|------------|-----------------|-------------------------|
| Age group | 559 | 3,524 | 4,083 |
| 12-14 years | 3 | 0 | 3 |
| 15-24 years | 34 | 88 | 122 |
| 25-34 years | 61 | 181 | 242 |
| 35-44 years | 87 | 252 | 339 |
| 45-54 years | 86 | 391 | 477 |
| 55-64 years | 111 | 735 | 846 |
| 65-74 years | 98 | 1,024 | 1,122 |
| 75-84 years | 59 | 673 | 732 |
| 85+ years | 20 | 180 | 200 |
| Race | 559 | 3,524 | 4,083 |
| White | 414 | 2,980 | 3,394 |
| Black | 67 | 210 | 277 |
| American Indian/Alaskan | 5 | 34 | 39 |
| Other | 40 | 201 | 241 |
| Unknown | 33 | 99 | 132 |
| Other race includes Asian, native Hawaiian/Pacific Islander, or other. | | | |
| Ethnicity | 559 | 3,524 | 4,083 |
| Hispanic | 14 | 71 | 85 |
| Non-Hispanic | 418 | 2,981 | 3,399 |
| Unknown | 127 | 472 | 599 |
| Gender | 559 | 3,524 | 4,083 |
| Female | 249 | 1,755 | 2,004 |
| Male | 310 | 1,769 | 2,079 |
| Unknown | 0 | 0 | 0 |

COVID-19 doses administered for the past 2 weeks

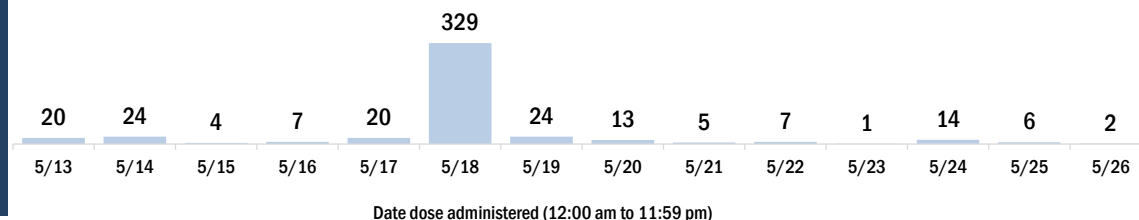


Persons vaccinated for COVID-19 for the past 2 weeks

Number of persons who received their first dose of a two-dose series of the COVID-19 vaccine



Number of persons who completed the COVID-19 vaccine series



COVID-19: Indian River County vaccine summary

Vaccination data through May 26, 2021 as of May 27, 2021 at 12:05 AM

Data in this report are provisional and subject to change.

Data in this summary pertain to COVID-19 vaccines approved by the U.S. Food and Drug Administration and have been issued an Emergency Use Authorization (Janssen COVID-19 Vaccine, Moderna COVID-19 Vaccine and Pfizer-BioNTech COVID-19 Vaccine). These data summarize the number of people who have received either their first dose or have completed the series for a COVID-19 vaccine. **A person can only be counted in one category, first dose or series complete.** For persons receiving Moderna or Pfizer vaccines, once they receive their second dose, they are moved from the first dose column to the series completed column. **Because of this, the total first dose category may show a change from report to report not matching the total receiving their first dose from the previous day.** Persons receiving Johnson & Johnson vaccines will always be counted in the series completed column.

COVID-19 doses for vaccinated persons in Florida

Doses administered 153,909

People receiving one dose of a 1-dose series (Johnson & Johnson) or receiving only one dose of a 2-dose series (Moderna, Pfizer) count once. Persons receiving both doses of a 2-dose series count twice.

Current status of persons vaccinated for COVID-19 in Florida

Total people vaccinated 88,259

First dose 19,415

Series completed 68,844

Completed 1-dose series 3,194

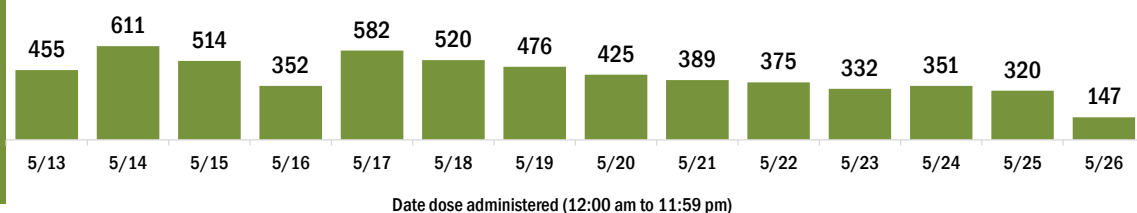
Completed 2-dose series 65,650

First dose: current number of people who have only received their first dose of the Moderna or Pfizer vaccine.

Series complete: current number of people who have received both Moderna or Pfizer vaccine doses or one Johnson & Johnson dose and are considered fully immunized.

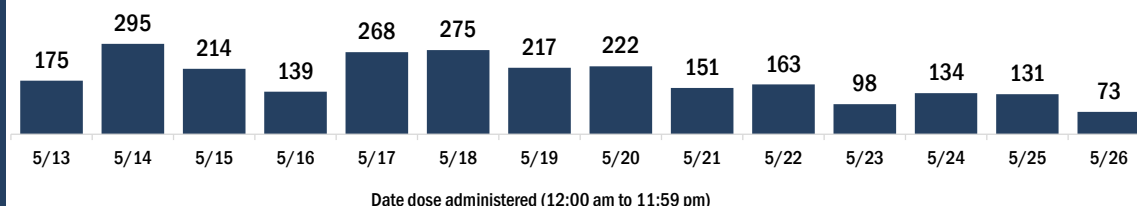
| Demographic summary | First dose | Series complete | Total people vaccinated |
|---|---------------|-----------------|-------------------------|
| Age group | 19,415 | 68,844 | 88,259 |
| 12-14 years | 273 | 0 | 273 |
| 15-24 years | 1,270 | 2,056 | 3,326 |
| 25-34 years | 1,322 | 2,781 | 4,103 |
| 35-44 years | 1,471 | 3,730 | 5,201 |
| 45-54 years | 2,039 | 6,255 | 8,294 |
| 55-64 years | 3,602 | 13,348 | 16,950 |
| 65-74 years | 4,425 | 22,190 | 26,615 |
| 75-84 years | 3,463 | 13,835 | 17,298 |
| 85+ years | 1,550 | 4,649 | 6,199 |
| Race | 19,415 | 68,844 | 88,259 |
| White | 13,906 | 49,883 | 63,789 |
| Black | 1,102 | 2,238 | 3,340 |
| American Indian/Alaskan | 137 | 338 | 475 |
| Other | 1,560 | 5,266 | 6,826 |
| Unknown | 2,710 | 11,119 | 13,829 |
| Other race includes Asian, native Hawaiian/Pacific Islander, or other. | | | |
| Ethnicity | 19,415 | 68,844 | 88,259 |
| Hispanic | 1,998 | 3,516 | 5,514 |
| Non-Hispanic | 9,402 | 41,397 | 50,799 |
| Unknown | 8,015 | 23,931 | 31,946 |
| Gender | 19,415 | 68,844 | 88,259 |
| Female | 10,377 | 38,098 | 48,475 |
| Male | 9,011 | 30,710 | 39,721 |
| Unknown | 27 | 36 | 63 |

COVID-19 doses administered for the past 2 weeks

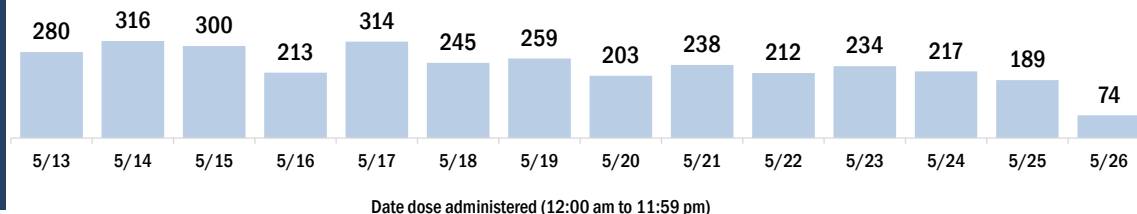


Persons vaccinated for COVID-19 for the past 2 weeks

Number of persons who received their first dose of a two-dose series of the COVID-19 vaccine



Number of persons who completed the COVID-19 vaccine series



COVID-19: Jackson County vaccine summary

Vaccination data through May 26, 2021 as of May 27, 2021 at 12:05 AM

Data in this report are provisional and subject to change.

Data in this summary pertain to COVID-19 vaccines approved by the U.S. Food and Drug Administration and have been issued an Emergency Use Authorization (Janssen COVID-19 Vaccine, Moderna COVID-19 Vaccine and Pfizer-BioNTech COVID-19 Vaccine). These data summarize the number of people who have received either their first dose or have completed the series for a COVID-19 vaccine. **A person can only be counted in one category, first dose or series complete.** For persons receiving Moderna or Pfizer vaccines, once they receive their second dose, they are moved from the first dose column to the series completed column. **Because of this, the total first dose category may show a change from report to report not matching the total receiving their first dose from the previous day.** Persons receiving Johnson & Johnson vaccines will always be counted in the series completed column.

COVID-19 doses for vaccinated persons in Florida

Doses administered 24,809

People receiving one dose of a 1-dose series (Johnson & Johnson) or receiving only one dose of a 2-dose series (Moderna, Pfizer) count once. Persons receiving both doses of a 2-dose series count twice.

Current status of persons vaccinated for COVID-19 in Florida

Total people vaccinated 14,028

First dose 2,215

Series completed 11,813

Completed 1-dose series 1,032

Completed 2-dose series 10,781

First dose: current number of people who have only received their first dose of the Moderna or Pfizer vaccine.

Series complete: current number of people who have received both Moderna or Pfizer vaccine doses or one Johnson & Johnson dose and are considered fully immunized.

| Demographic summary | First dose | Series complete | Total people vaccinated |
|---|--------------|-----------------|-------------------------|
| Age group | 2,215 | 11,813 | 14,028 |
| 12-14 years | 17 | 0 | 17 |
| 15-24 years | 150 | 281 | 431 |
| 25-34 years | 222 | 702 | 924 |
| 35-44 years | 285 | 1,066 | 1,351 |
| 45-54 years | 344 | 1,591 | 1,935 |
| 55-64 years | 361 | 2,594 | 2,955 |
| 65-74 years | 408 | 3,179 | 3,587 |
| 75-84 years | 314 | 1,795 | 2,109 |
| 85+ years | 114 | 605 | 719 |
| Race | 2,215 | 11,813 | 14,028 |
| White | 1,286 | 7,937 | 9,223 |
| Black | 534 | 2,735 | 3,269 |
| American Indian/Alaskan | 10 | 60 | 70 |
| Other | 112 | 521 | 633 |
| Unknown | 273 | 560 | 833 |
| Other race includes Asian, native Hawaiian/Pacific Islander, or other. | | | |
| Ethnicity | 2,215 | 11,813 | 14,028 |
| Hispanic | 84 | 331 | 415 |
| Non-Hispanic | 1,233 | 8,582 | 9,815 |
| Unknown | 898 | 2,900 | 3,798 |
| Gender | 2,215 | 11,813 | 14,028 |
| Female | 1,033 | 5,886 | 6,919 |
| Male | 1,181 | 5,927 | 7,108 |
| Unknown | 1 | 0 | 1 |

COVID-19 doses administered for the past 2 weeks

590

79

30

13

67

137

163

96

85

25

11

25

87

66

Date dose administered (12:00 am to 11:59 pm)

Persons vaccinated for COVID-19 for the past 2 weeks

Number of persons who received their first dose of a two-dose series of the COVID-19 vaccine

82

19

7

9

29

75

78

23

28

15

7

11

30

26

Date dose administered (12:00 am to 11:59 pm)

Number of persons who completed the COVID-19 vaccine series

508

60

23

4

38

62

85

73

57

10

4

14

57

40

Date dose administered (12:00 am to 11:59 pm)

COVID-19: Jefferson County vaccine summary

Vaccination data through May 26, 2021 as of May 27, 2021 at 12:05 AM

Data in this report are provisional and subject to change.

Data in this summary pertain to COVID-19 vaccines approved by the U.S. Food and Drug Administration and have been issued an Emergency Use Authorization (Janssen COVID-19 Vaccine, Moderna COVID-19 Vaccine and Pfizer-BioNTech COVID-19 Vaccine). These data summarize the number of people who have received either their first dose or have completed the series for a COVID-19 vaccine. **A person can only be counted in one category, first dose or series complete.** For persons receiving Moderna or Pfizer vaccines, once they receive their second dose, they are moved from the first dose column to the series completed column. **Because of this, the total first dose category may show a change from report to report not matching the total receiving their first dose from the previous day.** Persons receiving Johnson & Johnson vaccines will always be counted in the series completed column.

COVID-19 doses for vaccinated persons in Florida

Doses administered 10,038

People receiving one dose of a 1-dose series (Johnson & Johnson) or receiving only one dose of a 2-dose series (Moderna, Pfizer) count once. Persons receiving both doses of a 2-dose series count twice.

Current status of persons vaccinated for COVID-19 in Florida

Total people vaccinated 5,525

First dose 664

Series completed 4,861

Completed 1-dose series 348

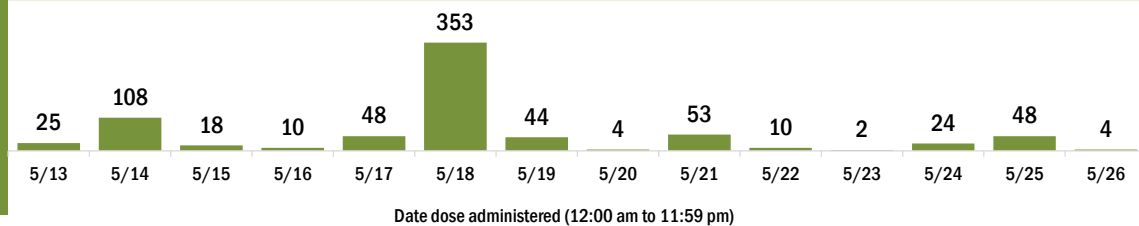
Completed 2-dose series 4,513

First dose: current number of people who have only received their first dose of the Moderna or Pfizer vaccine.

Series complete: current number of people who have received both Moderna or Pfizer vaccine doses or one Johnson & Johnson dose and are considered fully immunized.

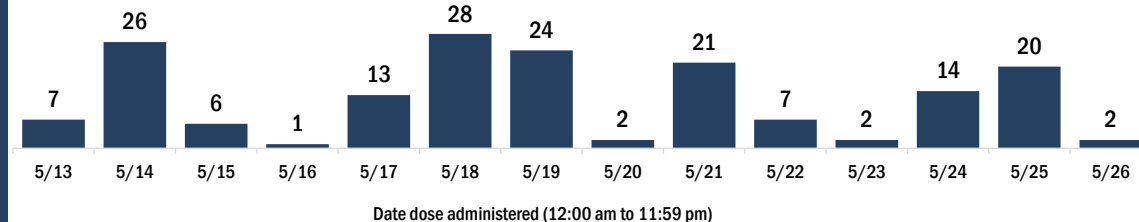
| Demographic summary | First dose | Series complete | Total people vaccinated |
|---|------------|-----------------|-------------------------|
| Age group | 664 | 4,861 | 5,525 |
| 12-14 years | 18 | 0 | 18 |
| 15-24 years | 71 | 134 | 205 |
| 25-34 years | 70 | 213 | 283 |
| 35-44 years | 102 | 349 | 451 |
| 45-54 years | 105 | 661 | 766 |
| 55-64 years | 147 | 1,203 | 1,350 |
| 65-74 years | 88 | 1,419 | 1,507 |
| 75-84 years | 47 | 690 | 737 |
| 85+ years | 16 | 192 | 208 |
| Race | 664 | 4,861 | 5,525 |
| White | 324 | 2,802 | 3,126 |
| Black | 212 | 1,178 | 1,390 |
| American Indian/Alaskan | 4 | 7 | 11 |
| Other | 66 | 583 | 649 |
| Unknown | 58 | 291 | 349 |
| Other race includes Asian, native Hawaiian/Pacific Islander, or other. | | | |
| Ethnicity | 664 | 4,861 | 5,525 |
| Hispanic | 19 | 115 | 134 |
| Non-Hispanic | 502 | 3,503 | 4,005 |
| Unknown | 143 | 1,243 | 1,386 |
| Gender | 664 | 4,861 | 5,525 |
| Female | 354 | 2,602 | 2,956 |
| Male | 310 | 2,259 | 2,569 |
| Unknown | 0 | 0 | 0 |

COVID-19 doses administered for the past 2 weeks

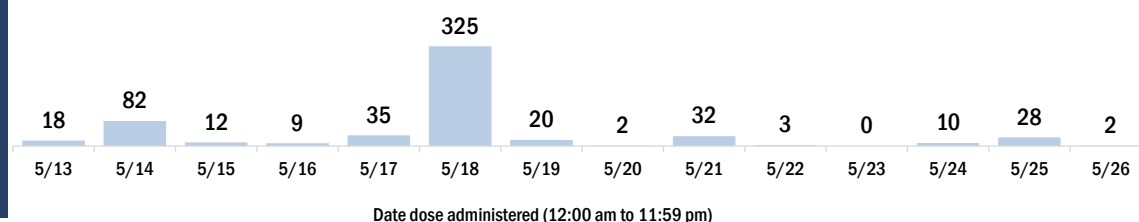


Persons vaccinated for COVID-19 for the past 2 weeks

Number of persons who received their first dose of a two-dose series of the COVID-19 vaccine



Number of persons who completed the COVID-19 vaccine series



COVID-19: Lafayette County vaccine summary

Vaccination data through May 26, 2021 as of May 27, 2021 at 12:05 AM

Data in this report are provisional and subject to change.

Data in this summary pertain to COVID-19 vaccines approved by the U.S. Food and Drug Administration and have been issued an Emergency Use Authorization (Janssen COVID-19 Vaccine, Moderna COVID-19 Vaccine and Pfizer-BioNTech COVID-19 Vaccine). These data summarize the number of people who have received either their first dose or have completed the series for a COVID-19 vaccine. **A person can only be counted in one category, first dose or series complete.** For persons receiving Moderna or Pfizer vaccines, once they receive their second dose, they are moved from the first dose column to the series completed column. **Because of this, the total first dose category may show a change from report to report not matching the total receiving their first dose from the previous day.** Persons receiving Johnson & Johnson vaccines will always be counted in the series completed column.

COVID-19 doses for vaccinated persons in Florida

Doses administered 4,402

People receiving one dose of a 1-dose series (Johnson & Johnson) or receiving only one dose of a 2-dose series (Moderna, Pfizer) count once. Persons receiving both doses of a 2-dose series count twice.

Current status of persons vaccinated for COVID-19 in Florida

Total people vaccinated 2,437

First dose 366

Series completed 2,071

Completed 1-dose series 106

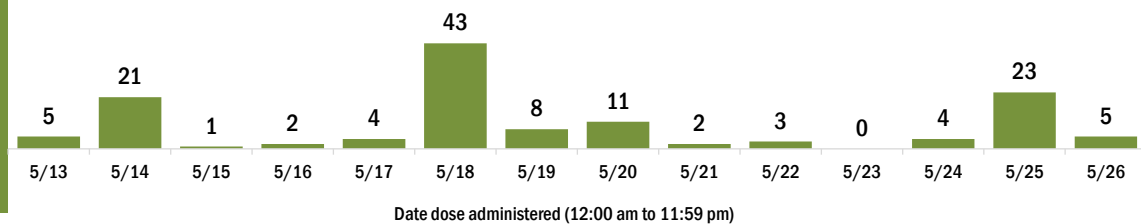
Completed 2-dose series 1,965

First dose: current number of people who have only received their first dose of the Moderna or Pfizer vaccine.

Series complete: current number of people who have received both Moderna or Pfizer vaccine doses or one Johnson & Johnson dose and are considered fully immunized.

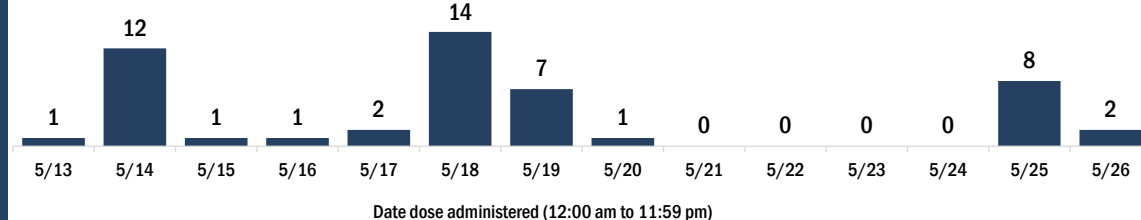
| Demographic summary | First dose | Series complete | Total people vaccinated |
|---|------------|-----------------|-------------------------|
| Age group | 366 | 2,071 | 2,437 |
| 12-14 years | 3 | 0 | 3 |
| 15-24 years | 17 | 36 | 53 |
| 25-34 years | 31 | 103 | 134 |
| 35-44 years | 37 | 163 | 200 |
| 45-54 years | 44 | 246 | 290 |
| 55-64 years | 66 | 328 | 394 |
| 65-74 years | 90 | 715 | 805 |
| 75-84 years | 53 | 376 | 429 |
| 85+ years | 25 | 104 | 129 |
| Race | 366 | 2,071 | 2,437 |
| White | 245 | 1,645 | 1,890 |
| Black | 30 | 179 | 209 |
| American Indian/Alaskan | 2 | 6 | 8 |
| Other | 29 | 123 | 152 |
| Unknown | 60 | 118 | 178 |
| Other race includes Asian, native Hawaiian/Pacific Islander, or other. | | | |
| Ethnicity | 366 | 2,071 | 2,437 |
| Hispanic | 24 | 112 | 136 |
| Non-Hispanic | 173 | 1,370 | 1,543 |
| Unknown | 169 | 589 | 758 |
| Gender | 366 | 2,071 | 2,437 |
| Female | 171 | 914 | 1,085 |
| Male | 194 | 1,157 | 1,351 |
| Unknown | 1 | 0 | 1 |

COVID-19 doses administered for the past 2 weeks

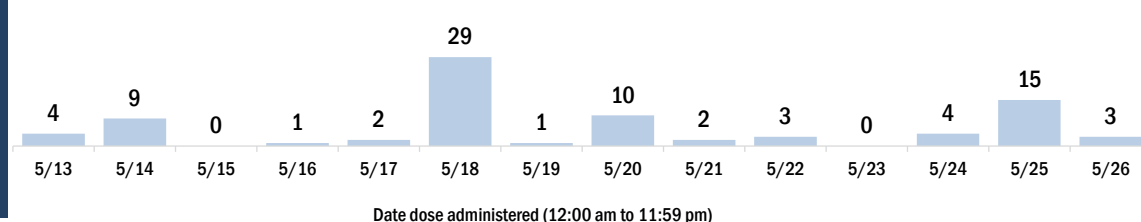


Persons vaccinated for COVID-19 for the past 2 weeks

Number of persons who received their first dose of a two-dose series of the COVID-19 vaccine



Number of persons who completed the COVID-19 vaccine series



COVID-19: Lake County vaccine summary

Vaccination data through May 26, 2021 as of May 27, 2021 at 12:05 AM

Data in this report are provisional and subject to change.

Data in this summary pertain to COVID-19 vaccines approved by the U.S. Food and Drug Administration and have been issued an Emergency Use Authorization (Janssen COVID-19 Vaccine, Moderna COVID-19 Vaccine and Pfizer-BioNTech COVID-19 Vaccine). These data summarize the number of people who have received either their first dose or have completed the series for a COVID-19 vaccine. **A person can only be counted in one category, first dose or series complete.** For persons receiving Moderna or Pfizer vaccines, once they receive their second dose, they are moved from the first dose column to the series completed column. **Because of this, the total first dose category may show a change from report to report not matching the total receiving their first dose from the previous day.** Persons receiving Johnson & Johnson vaccines will always be counted in the series completed column.

COVID-19 doses for vaccinated persons in Florida

Doses administered 312,581

People receiving one dose of a 1-dose series (Johnson & Johnson) or receiving only one dose of a 2-dose series (Moderna, Pfizer) count once. Persons receiving both doses of a 2-dose series count twice.

Current status of persons vaccinated for COVID-19 in Florida

Total people vaccinated 174,609

First dose 27,941

Series completed 146,668

Completed 1-dose series 8,696

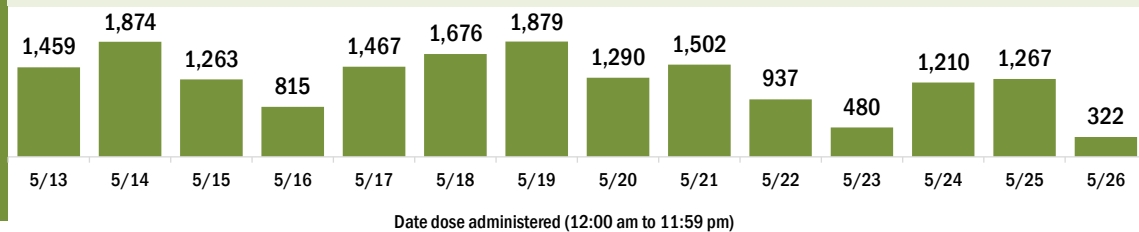
Completed 2-dose series 137,972

First dose: current number of people who have only received their first dose of the Moderna or Pfizer vaccine.

Series complete: current number of people who have received both Moderna or Pfizer vaccine doses or one Johnson & Johnson dose and are considered fully immunized.

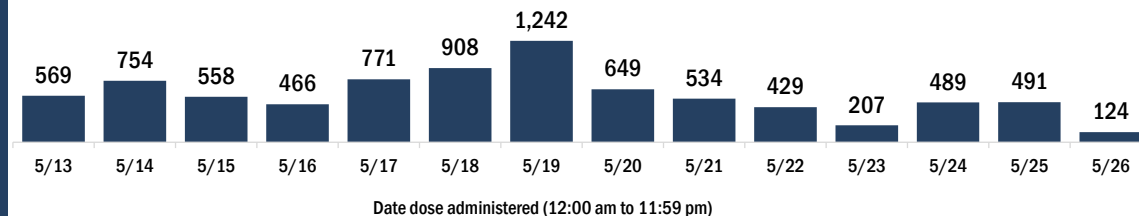
| Demographic summary | First dose | Series complete | Total people vaccinated |
|---|------------|-----------------|-------------------------|
| Age group | 27,941 | 146,668 | 174,609 |
| 12-14 years | 1,448 | 0 | 1,448 |
| 15-24 years | 3,425 | 6,809 | 10,234 |
| 25-34 years | 3,104 | 8,638 | 11,742 |
| 35-44 years | 3,587 | 11,682 | 15,269 |
| 45-54 years | 3,913 | 16,539 | 20,452 |
| 55-64 years | 4,639 | 26,911 | 31,550 |
| 65-74 years | 4,136 | 41,153 | 45,289 |
| 75-84 years | 2,612 | 27,063 | 29,675 |
| 85+ years | 1,077 | 7,873 | 8,950 |
| Race | 27,941 | 146,668 | 174,609 |
| White | 17,056 | 106,814 | 123,870 |
| Black | 2,133 | 8,178 | 10,311 |
| American Indian/Alaskan | 188 | 836 | 1,024 |
| Other | 3,573 | 13,555 | 17,128 |
| Unknown | 4,991 | 17,285 | 22,276 |
| Other race includes Asian, native Hawaiian/Pacific Islander, or other. | | | |
| Ethnicity | 27,941 | 146,668 | 174,609 |
| Hispanic | 4,217 | 12,859 | 17,076 |
| Non-Hispanic | 12,274 | 85,641 | 97,915 |
| Unknown | 11,450 | 48,168 | 59,618 |
| Gender | 27,941 | 146,668 | 174,609 |
| Female | 15,016 | 81,267 | 96,283 |
| Male | 12,880 | 65,287 | 78,167 |
| Unknown | 45 | 114 | 159 |

COVID-19 doses administered for the past 2 weeks

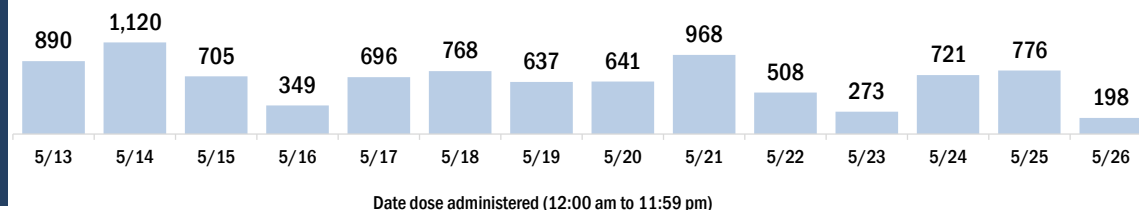


Persons vaccinated for COVID-19 for the past 2 weeks

Number of persons who received their first dose of a two-dose series of the COVID-19 vaccine



Number of persons who completed the COVID-19 vaccine series



COVID-19: Lee County vaccine summary

Vaccination data through May 26, 2021 as of May 27, 2021 at 12:05 AM

Data in this report are provisional and subject to change.

Data in this summary pertain to COVID-19 vaccines approved by the U.S. Food and Drug Administration and have been issued an Emergency Use Authorization (Janssen COVID-19 Vaccine, Moderna COVID-19 Vaccine and Pfizer-BioNTech COVID-19 Vaccine). These data summarize the number of people who have received either their first dose or have completed the series for a COVID-19 vaccine. **A person can only be counted in one category, first dose or series complete.** For persons receiving Moderna or Pfizer vaccines, once they receive their second dose, they are moved from the first dose column to the series completed column. **Because of this, the total first dose category may show a change from report to report not matching the total receiving their first dose from the previous day.** Persons receiving Johnson & Johnson vaccines will always be counted in the series completed column.

COVID-19 doses for vaccinated persons in Florida

Doses administered 641,736

People receiving one dose of a 1-dose series (Johnson & Johnson) or receiving only one dose of a 2-dose series (Moderna, Pfizer) count once. Persons receiving both doses of a 2-dose series count twice.

Current status of persons vaccinated for COVID-19 in Florida

Total people vaccinated 361,920

First dose 63,611

Series completed 298,309

Completed 1-dose series 18,493

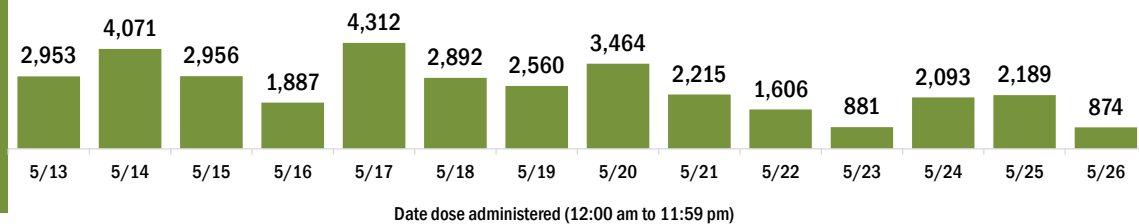
Completed 2-dose series 279,816

First dose: current number of people who have only received their first dose of the Moderna or Pfizer vaccine.

Series complete: current number of people who have received both Moderna or Pfizer vaccine doses or one Johnson & Johnson dose and are considered fully immunized.

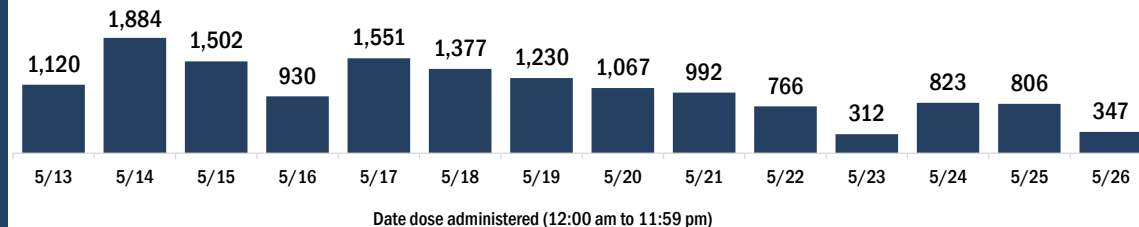
| Demographic summary | First dose | Series complete | Total people vaccinated |
|---|---------------|-----------------|-------------------------|
| Age group | 63,611 | 298,309 | 361,920 |
| 12-14 years | 1,451 | 0 | 1,451 |
| 15-24 years | 6,641 | 9,162 | 15,803 |
| 25-34 years | 6,129 | 14,505 | 20,634 |
| 35-44 years | 7,729 | 19,999 | 27,728 |
| 45-54 years | 8,942 | 29,846 | 38,788 |
| 55-64 years | 11,648 | 57,359 | 69,007 |
| 65-74 years | 11,448 | 95,722 | 107,170 |
| 75-84 years | 7,087 | 56,646 | 63,733 |
| 85+ years | 2,536 | 15,070 | 17,606 |
| Race | 63,611 | 298,309 | 361,920 |
| White | 41,497 | 212,298 | 253,795 |
| Black | 3,031 | 8,200 | 11,231 |
| American Indian/Alaskan | 260 | 1,041 | 1,301 |
| Other | 6,829 | 21,430 | 28,259 |
| Unknown | 11,994 | 55,340 | 67,334 |
| Other race includes Asian, native Hawaiian/Pacific Islander, or other. | | | |
| Ethnicity | 63,611 | 298,309 | 361,920 |
| Hispanic | 12,316 | 28,020 | 40,336 |
| Non-Hispanic | 28,509 | 167,457 | 195,966 |
| Unknown | 22,786 | 102,832 | 125,618 |
| Gender | 63,611 | 298,309 | 361,920 |
| Female | 33,705 | 163,626 | 197,331 |
| Male | 29,741 | 134,229 | 163,970 |
| Unknown | 165 | 454 | 619 |

COVID-19 doses administered for the past 2 weeks

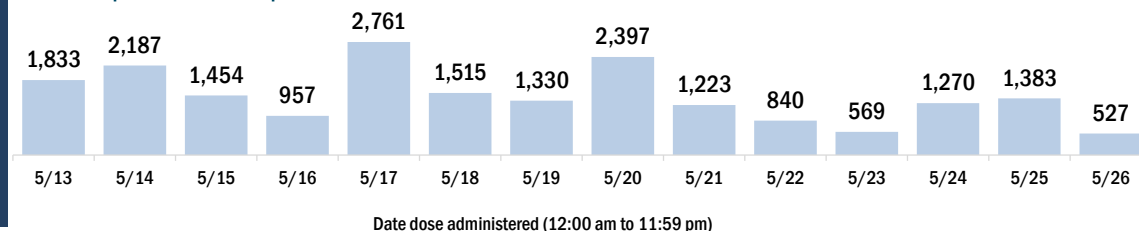


Persons vaccinated for COVID-19 for the past 2 weeks

Number of persons who received their first dose of a two-dose series of the COVID-19 vaccine



Number of persons who completed the COVID-19 vaccine series



COVID-19: Leon County vaccine summary

Vaccination data through May 26, 2021 as of May 27, 2021 at 12:05 AM

Data in this report are provisional and subject to change.

Data in this summary pertain to COVID-19 vaccines approved by the U.S. Food and Drug Administration and have been issued an Emergency Use Authorization (Janssen COVID-19 Vaccine, Moderna COVID-19 Vaccine and Pfizer-BioNTech COVID-19 Vaccine). These data summarize the number of people who have received either their first dose or have completed the series for a COVID-19 vaccine. **A person can only be counted in one category, first dose or series complete.** For persons receiving Moderna or Pfizer vaccines, once they receive their second dose, they are moved from the first dose column to the series completed column. **Because of this, the total first dose category may show a change from report to report not matching the total receiving their first dose from the previous day.** Persons receiving Johnson & Johnson vaccines will always be counted in the series completed column.

COVID-19 doses for vaccinated persons in Florida

Doses administered 221,465

People receiving one dose of a 1-dose series (Johnson & Johnson) or receiving only one dose of a 2-dose series (Moderna, Pfizer) count once. Persons receiving both doses of a 2-dose series count twice.

Current status of persons vaccinated for COVID-19 in Florida

Total people vaccinated 123,519

First dose 20,242

Series completed 103,277

Completed 1-dose series 5,331

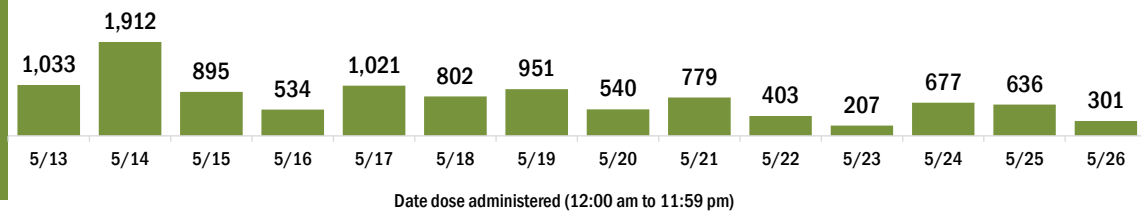
Completed 2-dose series 97,946

First dose: current number of people who have only received their first dose of the Moderna or Pfizer vaccine.

Series complete: current number of people who have received both Moderna or Pfizer vaccine doses or one Johnson & Johnson dose and are considered fully immunized.

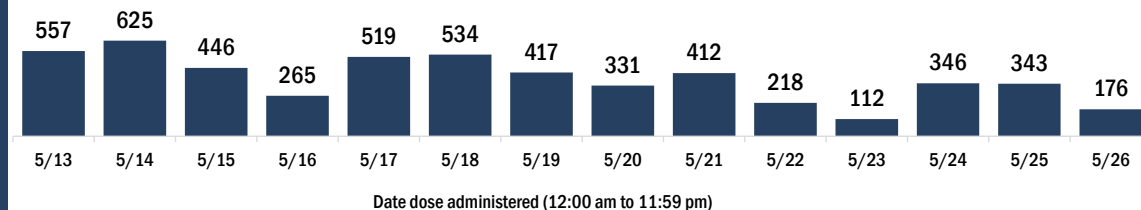
| Demographic summary | First dose | Series complete | Total people vaccinated |
|---|------------|-----------------|-------------------------|
| Age group | 20,242 | 103,277 | 123,519 |
| 12-14 years | 1,022 | 0 | 1,022 |
| 15-24 years | 4,380 | 11,120 | 15,500 |
| 25-34 years | 3,227 | 12,725 | 15,952 |
| 35-44 years | 2,991 | 13,171 | 16,162 |
| 45-54 years | 2,611 | 14,664 | 17,275 |
| 55-64 years | 2,396 | 19,395 | 21,791 |
| 65-74 years | 2,034 | 20,051 | 22,085 |
| 75-84 years | 1,001 | 9,039 | 10,040 |
| 85+ years | 580 | 3,112 | 3,692 |
| Race | 20,242 | 103,277 | 123,519 |
| White | 10,772 | 60,152 | 70,924 |
| Black | 3,901 | 14,828 | 18,729 |
| American Indian/Alaskan | 74 | 320 | 394 |
| Other | 2,552 | 17,978 | 20,530 |
| Unknown | 2,943 | 9,999 | 12,942 |
| Other race includes Asian, native Hawaiian/Pacific Islander, or other. | | | |
| Ethnicity | 20,242 | 103,277 | 123,519 |
| Hispanic | 1,459 | 5,198 | 6,657 |
| Non-Hispanic | 12,677 | 74,664 | 87,341 |
| Unknown | 6,106 | 23,415 | 29,521 |
| Gender | 20,242 | 103,277 | 123,519 |
| Female | 11,006 | 58,508 | 69,514 |
| Male | 9,188 | 44,724 | 53,912 |
| Unknown | 48 | 45 | 93 |

COVID-19 doses administered for the past 2 weeks

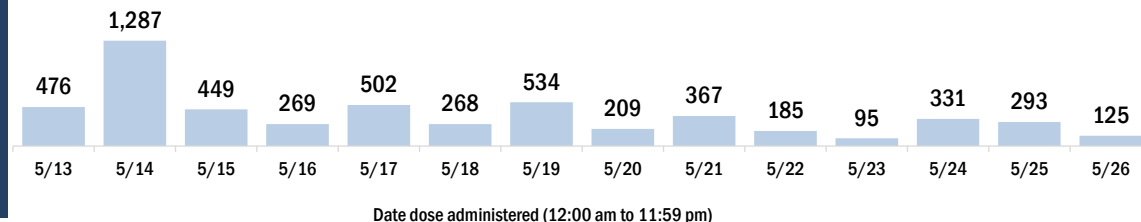


Persons vaccinated for COVID-19 for the past 2 weeks

Number of persons who received their first dose of a two-dose series of the COVID-19 vaccine



Number of persons who completed the COVID-19 vaccine series



COVID-19: Levy County vaccine summary

Vaccination data through May 26, 2021 as of May 27, 2021 at 12:05 AM

Data in this report are provisional and subject to change.

Data in this summary pertain to COVID-19 vaccines approved by the U.S. Food and Drug Administration and have been issued an Emergency Use Authorization (Janssen COVID-19 Vaccine, Moderna COVID-19 Vaccine and Pfizer-BioNTech COVID-19 Vaccine). These data summarize the number of people who have received either their first dose or have completed the series for a COVID-19 vaccine. **A person can only be counted in one category, first dose or series complete.** For persons receiving Moderna or Pfizer vaccines, once they receive their second dose, they are moved from the first dose column to the series completed column. **Because of this, the total first dose category may show a change from report to report not matching the total receiving their first dose from the previous day.** Persons receiving Johnson & Johnson vaccines will always be counted in the series completed column.

COVID-19 doses for vaccinated persons in Florida

Doses administered 22,879

People receiving one dose of a 1-dose series (Johnson & Johnson) or receiving only one dose of a 2-dose series (Moderna, Pfizer) count once. Persons receiving both doses of a 2-dose series count twice.

Current status of persons vaccinated for COVID-19 in Florida

Total people vaccinated 13,135

First dose 1,934

Series completed 11,201

Completed 1-dose series 1,457

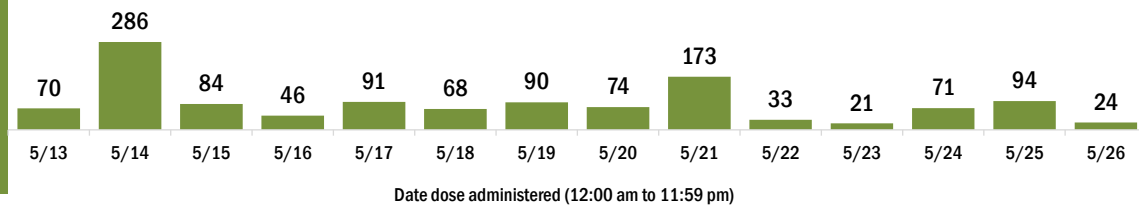
Completed 2-dose series 9,744

First dose: current number of people who have only received their first dose of the Moderna or Pfizer vaccine.

Series complete: current number of people who have received both Moderna or Pfizer vaccine doses or one Johnson & Johnson dose and are considered fully immunized.

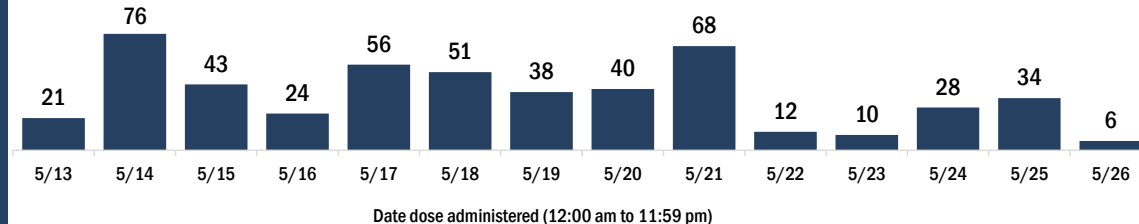
| Demographic summary | First dose | Series complete | Total people vaccinated |
|---|------------|-----------------|-------------------------|
| Age group | 1,934 | 11,201 | 13,135 |
| 12-14 years | 33 | 0 | 33 |
| 15-24 years | 161 | 271 | 432 |
| 25-34 years | 196 | 448 | 644 |
| 35-44 years | 216 | 611 | 827 |
| 45-54 years | 249 | 1,080 | 1,329 |
| 55-64 years | 464 | 2,482 | 2,946 |
| 65-74 years | 383 | 3,806 | 4,189 |
| 75-84 years | 182 | 2,016 | 2,198 |
| 85+ years | 50 | 487 | 537 |
| Race | 1,934 | 11,201 | 13,135 |
| White | 1,336 | 8,864 | 10,200 |
| Black | 189 | 725 | 914 |
| American Indian/Alaskan | 10 | 57 | 67 |
| Other | 184 | 632 | 816 |
| Unknown | 215 | 923 | 1,138 |
| Other race includes Asian, native Hawaiian/Pacific Islander, or other. | | | |
| Ethnicity | 1,934 | 11,201 | 13,135 |
| Hispanic | 197 | 571 | 768 |
| Non-Hispanic | 1,194 | 8,133 | 9,327 |
| Unknown | 543 | 2,497 | 3,040 |
| Gender | 1,934 | 11,201 | 13,135 |
| Female | 1,079 | 6,291 | 7,370 |
| Male | 853 | 4,909 | 5,762 |
| Unknown | 2 | 1 | 3 |

COVID-19 doses administered for the past 2 weeks

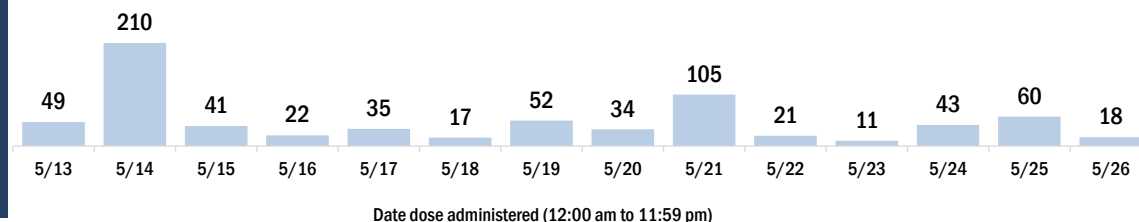


Persons vaccinated for COVID-19 for the past 2 weeks

Number of persons who received their first dose of a two-dose series of the COVID-19 vaccine



Number of persons who completed the COVID-19 vaccine series



COVID-19: Liberty County vaccine summary

Vaccination data through May 26, 2021 as of May 27, 2021 at 12:05 AM

Data in this report are provisional and subject to change.

Data in this summary pertain to COVID-19 vaccines approved by the U.S. Food and Drug Administration and have been issued an Emergency Use Authorization (Janssen COVID-19 Vaccine, Moderna COVID-19 Vaccine and Pfizer-BioNTech COVID-19 Vaccine). These data summarize the number of people who have received either their first dose or have completed the series for a COVID-19 vaccine. **A person can only be counted in one category, first dose or series complete.** For persons receiving Moderna or Pfizer vaccines, once they receive their second dose, they are moved from the first dose column to the series completed column. **Because of this, the total first dose category may show a change from report to report not matching the total receiving their first dose from the previous day.** Persons receiving Johnson & Johnson vaccines will always be counted in the series completed column.

COVID-19 doses for vaccinated persons in Florida

Doses administered 3,855

People receiving one dose of a 1-dose series (Johnson & Johnson) or receiving only one dose of a 2-dose series (Moderna, Pfizer) count once. Persons receiving both doses of a 2-dose series count twice.

Current status of persons vaccinated for COVID-19 in Florida

Total people vaccinated 2,151

First dose 336

Series completed 1,815

Completed 1-dose series 111

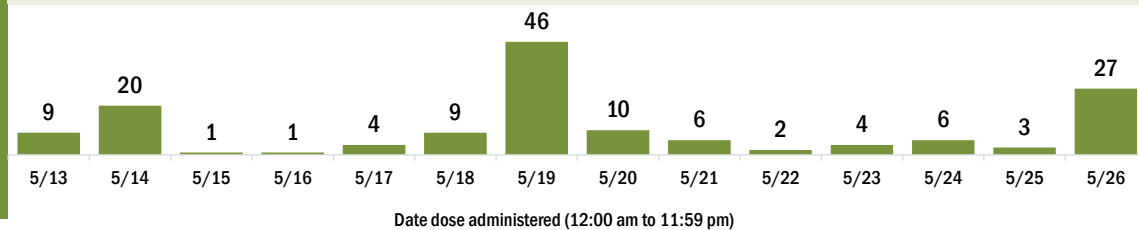
Completed 2-dose series 1,704

First dose: current number of people who have only received their first dose of the Moderna or Pfizer vaccine.

Series complete: current number of people who have received both Moderna or Pfizer vaccine doses or one Johnson & Johnson dose and are considered fully immunized.

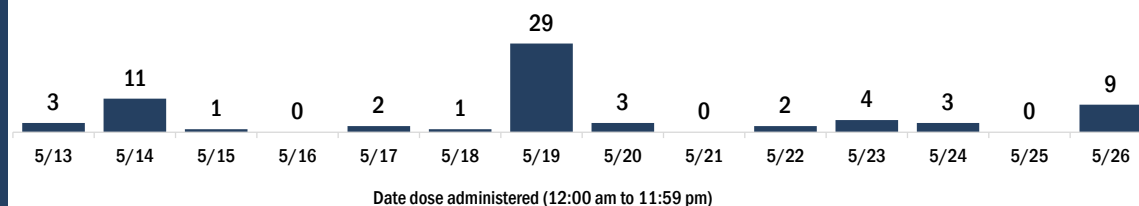
| Demographic summary | First dose | Series complete | Total people vaccinated |
|---|------------|-----------------|-------------------------|
| Age group | 336 | 1,815 | 2,151 |
| 12-14 years | 0 | 0 | 0 |
| 15-24 years | 25 | 45 | 70 |
| 25-34 years | 49 | 110 | 159 |
| 35-44 years | 57 | 212 | 269 |
| 45-54 years | 68 | 260 | 328 |
| 55-64 years | 72 | 439 | 511 |
| 65-74 years | 43 | 455 | 498 |
| 75-84 years | 18 | 235 | 253 |
| 85+ years | 4 | 59 | 63 |
| Race | 336 | 1,815 | 2,151 |
| White | 154 | 1,100 | 1,254 |
| Black | 44 | 183 | 227 |
| American Indian/Alaskan | 2 | 11 | 13 |
| Other | 23 | 130 | 153 |
| Unknown | 113 | 391 | 504 |
| Other race includes Asian, native Hawaiian/Pacific Islander, or other. | | | |
| Ethnicity | 336 | 1,815 | 2,151 |
| Hispanic | 17 | 25 | 42 |
| Non-Hispanic | 110 | 809 | 919 |
| Unknown | 209 | 981 | 1,190 |
| Gender | 336 | 1,815 | 2,151 |
| Female | 115 | 777 | 892 |
| Male | 221 | 1,038 | 1,259 |
| Unknown | 0 | 0 | 0 |

COVID-19 doses administered for the past 2 weeks

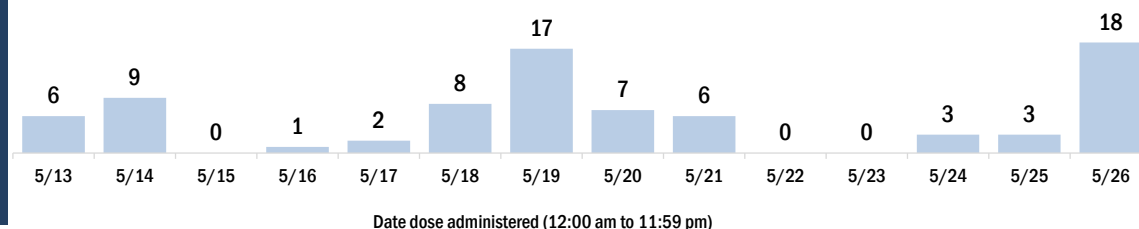


Persons vaccinated for COVID-19 for the past 2 weeks

Number of persons who received their first dose of a two-dose series of the COVID-19 vaccine



Number of persons who completed the COVID-19 vaccine series



COVID-19: Madison County vaccine summary

Vaccination data through May 26, 2021 as of May 27, 2021 at 12:05 AM

Data in this report are provisional and subject to change.

Data in this summary pertain to COVID-19 vaccines approved by the U.S. Food and Drug Administration and have been issued an Emergency Use Authorization (Janssen COVID-19 Vaccine, Moderna COVID-19 Vaccine and Pfizer-BioNTech COVID-19 Vaccine). These data summarize the number of people who have received either their first dose or have completed the series for a COVID-19 vaccine. **A person can only be counted in one category, first dose or series complete.** For persons receiving Moderna or Pfizer vaccines, once they receive their second dose, they are moved from the first dose column to the series completed column. **Because of this, the total first dose category may show a change from report to report not matching the total receiving their first dose from the previous day.** Persons receiving Johnson & Johnson vaccines will always be counted in the series completed column.

COVID-19 doses for vaccinated persons in Florida

Doses administered 10,289

People receiving one dose of a 1-dose series (Johnson & Johnson) or receiving only one dose of a 2-dose series (Moderna, Pfizer) count once. Persons receiving both doses of a 2-dose series count twice.

Current status of persons vaccinated for COVID-19 in Florida

Total people vaccinated 5,870

First dose 964

Series completed 4,906

Completed 1-dose series 487

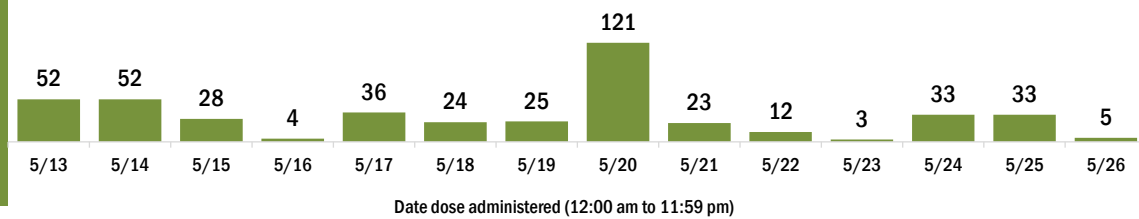
Completed 2-dose series 4,419

First dose: current number of people who have only received their first dose of the Moderna or Pfizer vaccine.

Series complete: current number of people who have received both Moderna or Pfizer vaccine doses or one Johnson & Johnson dose and are considered fully immunized.

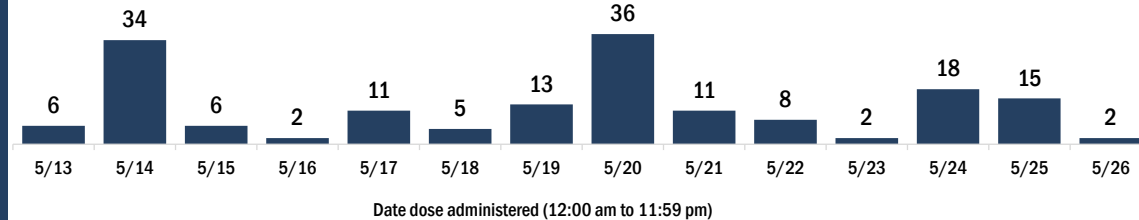
| Demographic summary | First dose | Series complete | Total people vaccinated |
|---|------------|-----------------|-------------------------|
| Age group | 964 | 4,906 | 5,870 |
| 12-14 years | 8 | 0 | 8 |
| 15-24 years | 68 | 109 | 177 |
| 25-34 years | 101 | 229 | 330 |
| 35-44 years | 122 | 433 | 555 |
| 45-54 years | 174 | 649 | 823 |
| 55-64 years | 275 | 1,041 | 1,316 |
| 65-74 years | 127 | 1,472 | 1,599 |
| 75-84 years | 64 | 769 | 833 |
| 85+ years | 25 | 204 | 229 |
| Race | 964 | 4,906 | 5,870 |
| White | 456 | 2,703 | 3,159 |
| Black | 346 | 1,562 | 1,908 |
| American Indian/Alaskan | 0 | 8 | 8 |
| Other | 73 | 389 | 462 |
| Unknown | 89 | 244 | 333 |
| Other race includes Asian, native Hawaiian/Pacific Islander, or other. | | | |
| Ethnicity | 964 | 4,906 | 5,870 |
| Hispanic | 46 | 235 | 281 |
| Non-Hispanic | 719 | 2,951 | 3,670 |
| Unknown | 199 | 1,720 | 1,919 |
| Gender | 964 | 4,906 | 5,870 |
| Female | 460 | 2,419 | 2,879 |
| Male | 504 | 2,487 | 2,991 |
| Unknown | 0 | 0 | 0 |

COVID-19 doses administered for the past 2 weeks

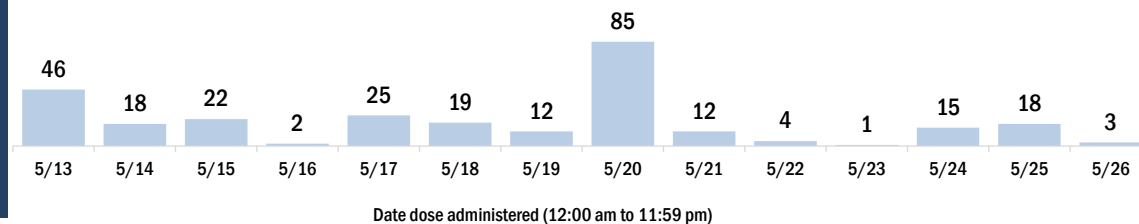


Persons vaccinated for COVID-19 for the past 2 weeks

Number of persons who received their first dose of a two-dose series of the COVID-19 vaccine



Number of persons who completed the COVID-19 vaccine series



COVID-19: Manatee County vaccine summary

Vaccination data through May 26, 2021 as of May 27, 2021 at 12:05 AM

Data in this report are provisional and subject to change.

Data in this summary pertain to COVID-19 vaccines approved by the U.S. Food and Drug Administration and have been issued an Emergency Use Authorization (Janssen COVID-19 Vaccine, Moderna COVID-19 Vaccine and Pfizer-BioNTech COVID-19 Vaccine). These data summarize the number of people who have received either their first dose or have completed the series for a COVID-19 vaccine. **A person can only be counted in one category, first dose or series complete.** For persons receiving Moderna or Pfizer vaccines, once they receive their second dose, they are moved from the first dose column to the series completed column. **Because of this, the total first dose category may show a change from report to report not matching the total receiving their first dose from the previous day.** Persons receiving Johnson & Johnson vaccines will always be counted in the series completed column.

COVID-19 doses for vaccinated persons in Florida

Doses administered 330,596

People receiving one dose of a 1-dose series (Johnson & Johnson) or receiving only one dose of a 2-dose series (Moderna, Pfizer) count once. Persons receiving both doses of a 2-dose series count twice.

Current status of persons vaccinated for COVID-19 in Florida

Total people vaccinated 186,474

First dose 33,650

Series completed 152,824

Completed 1-dose series 8,702

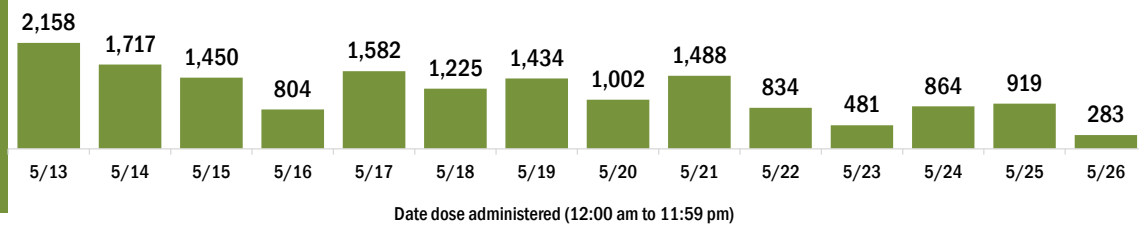
Completed 2-dose series 144,122

First dose: current number of people who have only received their first dose of the Moderna or Pfizer vaccine.

Series complete: current number of people who have received both Moderna or Pfizer vaccine doses or one Johnson & Johnson dose and are considered fully immunized.

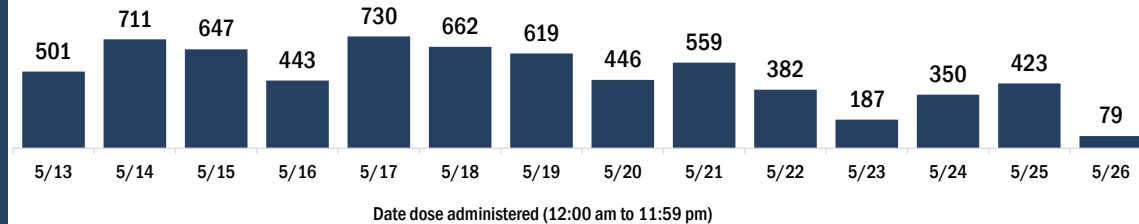
| Demographic summary | First dose | Series complete | Total people vaccinated |
|---|------------|-----------------|-------------------------|
| Age group | 33,650 | 152,824 | 186,474 |
| 12-14 years | 793 | 0 | 793 |
| 15-24 years | 3,160 | 5,804 | 8,964 |
| 25-34 years | 3,011 | 8,421 | 11,432 |
| 35-44 years | 3,602 | 11,599 | 15,201 |
| 45-54 years | 4,543 | 17,457 | 22,000 |
| 55-64 years | 5,887 | 30,850 | 36,737 |
| 65-74 years | 6,757 | 45,422 | 52,179 |
| 75-84 years | 4,260 | 25,543 | 29,803 |
| 85+ years | 1,637 | 7,728 | 9,365 |
| Race | 33,650 | 152,824 | 186,474 |
| White | 23,239 | 115,292 | 138,531 |
| Black | 1,505 | 5,136 | 6,641 |
| American Indian/Alaskan | 155 | 621 | 776 |
| Other | 3,175 | 12,640 | 15,815 |
| Unknown | 5,576 | 19,135 | 24,711 |
| Other race includes Asian, native Hawaiian/Pacific Islander, or other. | | | |
| Ethnicity | 33,650 | 152,824 | 186,474 |
| Hispanic | 4,068 | 10,311 | 14,379 |
| Non-Hispanic | 17,612 | 91,697 | 109,309 |
| Unknown | 11,970 | 50,816 | 62,786 |
| Gender | 33,650 | 152,824 | 186,474 |
| Female | 18,023 | 84,032 | 102,055 |
| Male | 15,521 | 68,712 | 84,233 |
| Unknown | 106 | 80 | 186 |

COVID-19 doses administered for the past 2 weeks

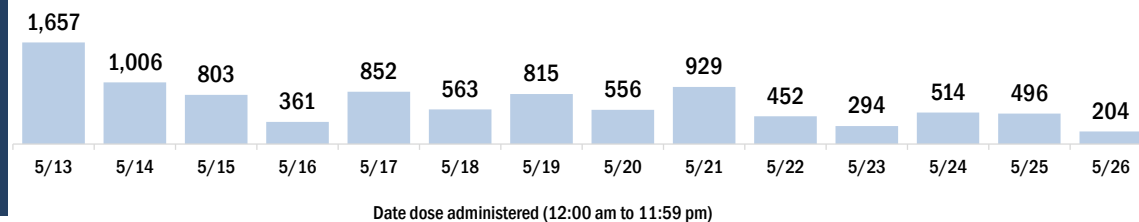


Persons vaccinated for COVID-19 for the past 2 weeks

Number of persons who received their first dose of a two-dose series of the COVID-19 vaccine



Number of persons who completed the COVID-19 vaccine series



COVID-19: Marion County vaccine summary

Vaccination data through May 26, 2021 as of May 27, 2021 at 12:05 AM

Data in this report are provisional and subject to change.

Data in this summary pertain to COVID-19 vaccines approved by the U.S. Food and Drug Administration and have been issued an Emergency Use Authorization (Janssen COVID-19 Vaccine, Moderna COVID-19 Vaccine and Pfizer-BioNTech COVID-19 Vaccine). These data summarize the number of people who have received either their first dose or have completed the series for a COVID-19 vaccine. **A person can only be counted in one category, first dose or series complete.** For persons receiving Moderna or Pfizer vaccines, once they receive their second dose, they are moved from the first dose column to the series completed column. **Because of this, the total first dose category may show a change from report to report not matching the total receiving their first dose from the previous day.** Persons receiving Johnson & Johnson vaccines will always be counted in the series completed column.

COVID-19 doses for vaccinated persons in Florida

Doses administered 275,375

People receiving one dose of a 1-dose series (Johnson & Johnson) or receiving only one dose of a 2-dose series (Moderna, Pfizer) count once. Persons receiving both doses of a 2-dose series count twice.

Current status of persons vaccinated for COVID-19 in Florida

Total people vaccinated 153,095

First dose 23,745

Series completed 129,350

Completed 1-dose series 7,070

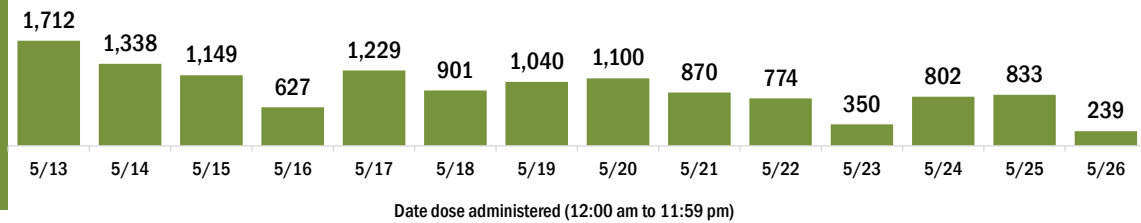
Completed 2-dose series 122,280

First dose: current number of people who have only received their first dose of the Moderna or Pfizer vaccine.

Series complete: current number of people who have received both Moderna or Pfizer vaccine doses or one Johnson & Johnson dose and are considered fully immunized.

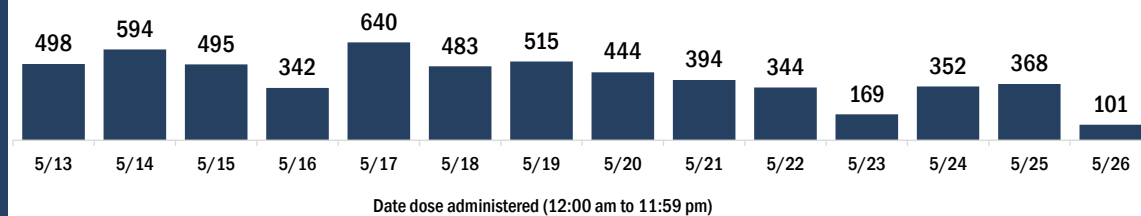
| Demographic summary | First dose | Series complete | Total people vaccinated |
|---|---------------|-----------------|-------------------------|
| Age group | 23,745 | 129,350 | 153,095 |
| 12-14 years | 529 | 0 | 529 |
| 15-24 years | 2,343 | 4,249 | 6,592 |
| 25-34 years | 2,268 | 6,173 | 8,441 |
| 35-44 years | 2,625 | 8,448 | 11,073 |
| 45-54 years | 3,300 | 12,678 | 15,978 |
| 55-64 years | 4,734 | 23,712 | 28,446 |
| 65-74 years | 4,089 | 39,568 | 43,657 |
| 75-84 years | 2,746 | 26,928 | 29,674 |
| 85+ years | 1,111 | 7,594 | 8,705 |
| Race | 23,745 | 129,350 | 153,095 |
| White | 14,339 | 89,819 | 104,158 |
| Black | 2,054 | 8,959 | 11,013 |
| American Indian/Alaskan | 105 | 503 | 608 |
| Other | 3,017 | 11,941 | 14,958 |
| Unknown | 4,230 | 18,128 | 22,358 |
| Other race includes Asian, native Hawaiian/Pacific Islander, or other. | | | |
| Ethnicity | 23,745 | 129,350 | 153,095 |
| Hispanic | 3,289 | 10,765 | 14,054 |
| Non-Hispanic | 11,588 | 78,959 | 90,547 |
| Unknown | 8,868 | 39,626 | 48,494 |
| Gender | 23,745 | 129,350 | 153,095 |
| Female | 13,146 | 73,240 | 86,386 |
| Male | 10,557 | 56,057 | 66,614 |
| Unknown | 42 | 53 | 95 |

COVID-19 doses administered for the past 2 weeks

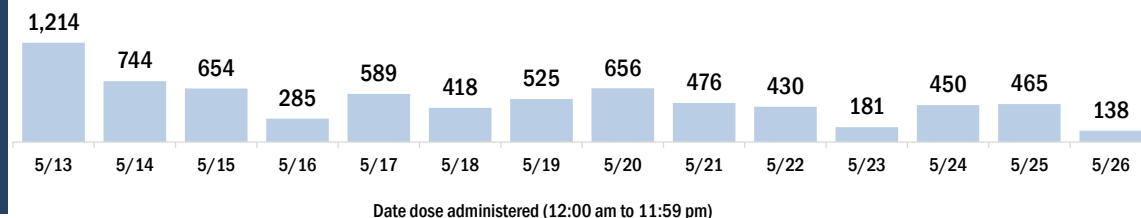


Persons vaccinated for COVID-19 for the past 2 weeks

Number of persons who received their first dose of a two-dose series of the COVID-19 vaccine



Number of persons who completed the COVID-19 vaccine series



COVID-19: Martin County vaccine summary

Vaccination data through May 26, 2021 as of May 27, 2021 at 12:05 AM

Data in this report are provisional and subject to change.

Data in this summary pertain to COVID-19 vaccines approved by the U.S. Food and Drug Administration and have been issued an Emergency Use Authorization (Janssen COVID-19 Vaccine, Moderna COVID-19 Vaccine and Pfizer-BioNTech COVID-19 Vaccine). These data summarize the number of people who have received either their first dose or have completed the series for a COVID-19 vaccine. **A person can only be counted in one category, first dose or series complete.** For persons receiving Moderna or Pfizer vaccines, once they receive their second dose, they are moved from the first dose column to the series completed column. **Because of this, the total first dose category may show a change from report to report not matching the total receiving their first dose from the previous day.** Persons receiving Johnson & Johnson vaccines will always be counted in the series completed column.

COVID-19 doses for vaccinated persons in Florida

Doses administered 143,200

People receiving one dose of a 1-dose series (Johnson & Johnson) or receiving only one dose of a 2-dose series (Moderna, Pfizer) count once. Persons receiving both doses of a 2-dose series count twice.

Current status of persons vaccinated for COVID-19 in Florida

Total people vaccinated 80,926

First dose 14,368

Series completed 66,558

Completed 1-dose series 4,284

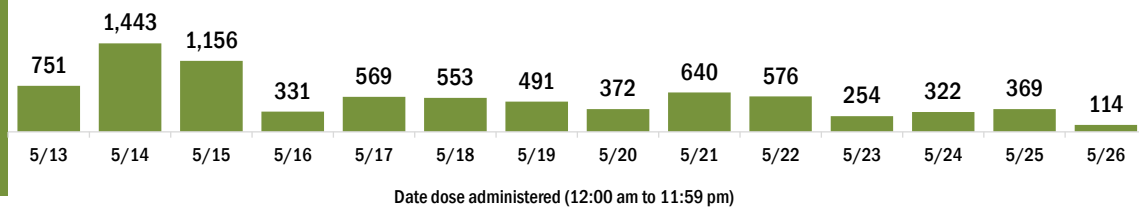
Completed 2-dose series 62,274

First dose: current number of people who have only received their first dose of the Moderna or Pfizer vaccine.

Series complete: current number of people who have received both Moderna or Pfizer vaccine doses or one Johnson & Johnson dose and are considered fully immunized.

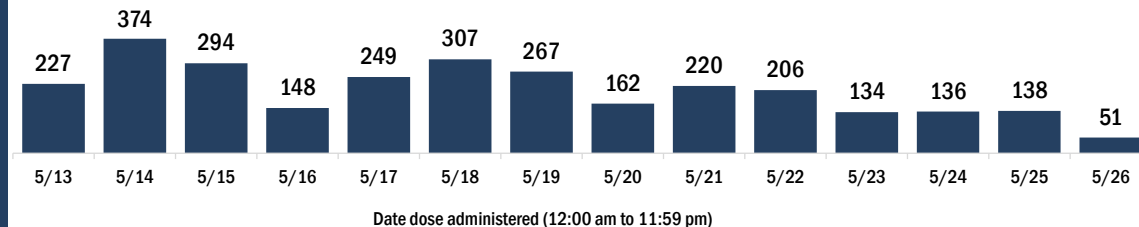
| Demographic summary | First dose | Series complete | Total people vaccinated |
|---|---------------|-----------------|-------------------------|
| Age group | 14,368 | 66,558 | 80,926 |
| 12-14 years | 345 | 0 | 345 |
| 15-24 years | 1,331 | 2,143 | 3,474 |
| 25-34 years | 1,163 | 2,732 | 3,895 |
| 35-44 years | 1,398 | 4,373 | 5,771 |
| 45-54 years | 2,033 | 6,715 | 8,748 |
| 55-64 years | 3,321 | 13,627 | 16,948 |
| 65-74 years | 2,370 | 19,260 | 21,630 |
| 75-84 years | 1,641 | 12,968 | 14,609 |
| 85+ years | 766 | 4,740 | 5,506 |
| Race | 14,368 | 66,558 | 80,926 |
| White | 9,936 | 45,585 | 55,521 |
| Black | 522 | 1,697 | 2,219 |
| American Indian/Alaskan | 58 | 138 | 196 |
| Other | 1,283 | 4,798 | 6,081 |
| Unknown | 2,569 | 14,340 | 16,909 |
| Other race includes Asian, native Hawaiian/Pacific Islander, or other. | | | |
| Ethnicity | 14,368 | 66,558 | 80,926 |
| Hispanic | 1,379 | 3,218 | 4,597 |
| Non-Hispanic | 7,178 | 30,271 | 37,449 |
| Unknown | 5,811 | 33,069 | 38,880 |
| Gender | 14,368 | 66,558 | 80,926 |
| Female | 7,521 | 36,579 | 44,100 |
| Male | 6,828 | 29,960 | 36,788 |
| Unknown | 19 | 19 | 38 |

COVID-19 doses administered for the past 2 weeks

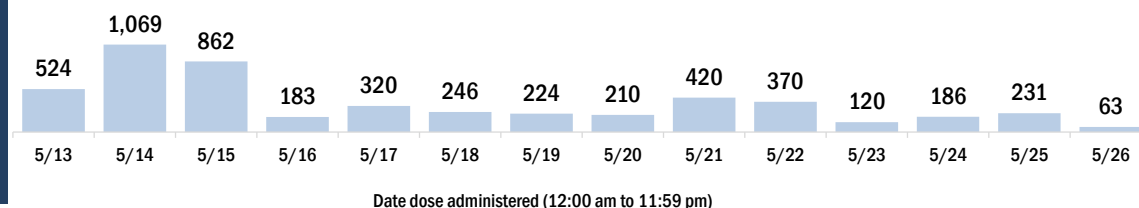


Persons vaccinated for COVID-19 for the past 2 weeks

Number of persons who received their first dose of a two-dose series of the COVID-19 vaccine



Number of persons who completed the COVID-19 vaccine series



COVID-19: Monroe County vaccine summary

Vaccination data through May 26, 2021 as of May 27, 2021 at 12:05 AM

Data in this report are provisional and subject to change.

Data in this summary pertain to COVID-19 vaccines approved by the U.S. Food and Drug Administration and have been issued an Emergency Use Authorization (Janssen COVID-19 Vaccine, Moderna COVID-19 Vaccine and Pfizer-BioNTech COVID-19 Vaccine). These data summarize the number of people who have received either their first dose or have completed the series for a COVID-19 vaccine. **A person can only be counted in one category, first dose or series complete.** For persons receiving Moderna or Pfizer vaccines, once they receive their second dose, they are moved from the first dose column to the series completed column. **Because of this, the total first dose category may show a change from report to report not matching the total receiving their first dose from the previous day.** Persons receiving Johnson & Johnson vaccines will always be counted in the series completed column.

COVID-19 doses for vaccinated persons in Florida

Doses administered 72,283

People receiving one dose of a 1-dose series (Johnson & Johnson) or receiving only one dose of a 2-dose series (Moderna, Pfizer) count once. Persons receiving both doses of a 2-dose series count twice.

Current status of persons vaccinated for COVID-19 in Florida

Total people vaccinated 42,413

First dose 9,394

Series completed 33,019

Completed 1-dose series 3,149

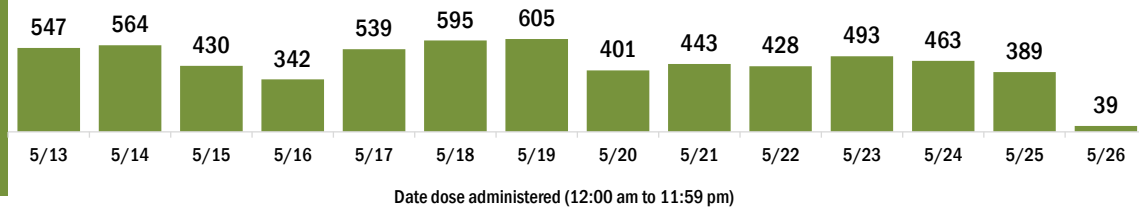
Completed 2-dose series 29,870

First dose: current number of people who have only received their first dose of the Moderna or Pfizer vaccine.

Series complete: current number of people who have received both Moderna or Pfizer vaccine doses or one Johnson & Johnson dose and are considered fully immunized.

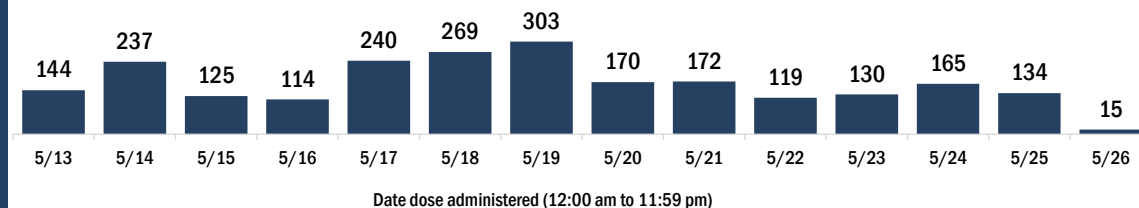
| Demographic summary | First dose | Series complete | Total people vaccinated |
|---|------------|-----------------|-------------------------|
| Age group | 9,394 | 33,019 | 42,413 |
| 12-14 years | 137 | 0 | 137 |
| 15-24 years | 787 | 1,083 | 1,870 |
| 25-34 years | 1,160 | 2,049 | 3,209 |
| 35-44 years | 1,388 | 3,031 | 4,419 |
| 45-54 years | 1,720 | 4,497 | 6,217 |
| 55-64 years | 2,045 | 7,843 | 9,888 |
| 65-74 years | 1,462 | 9,451 | 10,913 |
| 75-84 years | 556 | 4,057 | 4,613 |
| 85+ years | 139 | 1,008 | 1,147 |
| Race | 9,394 | 33,019 | 42,413 |
| White | 6,036 | 23,676 | 29,712 |
| Black | 309 | 754 | 1,063 |
| American Indian/Alaskan | 40 | 122 | 162 |
| Other | 732 | 2,026 | 2,758 |
| Unknown | 2,277 | 6,441 | 8,718 |
| Other race includes Asian, native Hawaiian/Pacific Islander, or other. | | | |
| Ethnicity | 9,394 | 33,019 | 42,413 |
| Hispanic | 1,601 | 3,787 | 5,388 |
| Non-Hispanic | 4,130 | 18,063 | 22,193 |
| Unknown | 3,663 | 11,169 | 14,832 |
| Gender | 9,394 | 33,019 | 42,413 |
| Female | 4,568 | 16,894 | 21,462 |
| Male | 4,815 | 16,122 | 20,937 |
| Unknown | 11 | 3 | 14 |

COVID-19 doses administered for the past 2 weeks

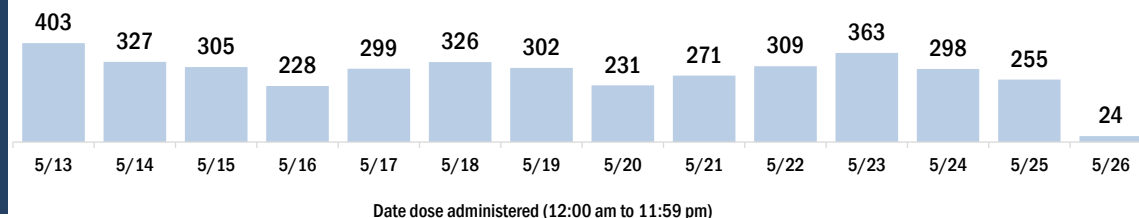


Persons vaccinated for COVID-19 for the past 2 weeks

Number of persons who received their first dose of a two-dose series of the COVID-19 vaccine



Number of persons who completed the COVID-19 vaccine series



COVID-19: Nassau County vaccine summary

Vaccination data through May 26, 2021 as of May 27, 2021 at 12:05 AM

Data in this report are provisional and subject to change.

Data in this summary pertain to COVID-19 vaccines approved by the U.S. Food and Drug Administration and have been issued an Emergency Use Authorization (Janssen COVID-19 Vaccine, Moderna COVID-19 Vaccine and Pfizer-BioNTech COVID-19 Vaccine). These data summarize the number of people who have received either their first dose or have completed the series for a COVID-19 vaccine. **A person can only be counted in one category, first dose or series complete.** For persons receiving Moderna or Pfizer vaccines, once they receive their second dose, they are moved from the first dose column to the series completed column. **Because of this, the total first dose category may show a change from report to report not matching the total receiving their first dose from the previous day.** Persons receiving Johnson & Johnson vaccines will always be counted in the series completed column.

COVID-19 doses for vaccinated persons in Florida

Doses administered 65,706

People receiving one dose of a 1-dose series (Johnson & Johnson) or receiving only one dose of a 2-dose series (Moderna, Pfizer) count once. Persons receiving both doses of a 2-dose series count twice.

Current status of persons vaccinated for COVID-19 in Florida

Total people vaccinated 36,128

First dose 3,943

Series completed 32,185

Completed 1-dose series 2,607

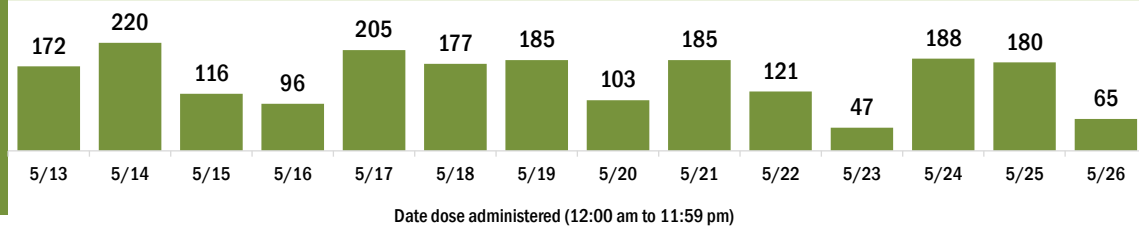
Completed 2-dose series 29,578

First dose: current number of people who have only received their first dose of the Moderna or Pfizer vaccine.

Series complete: current number of people who have received both Moderna or Pfizer vaccine doses or one Johnson & Johnson dose and are considered fully immunized.

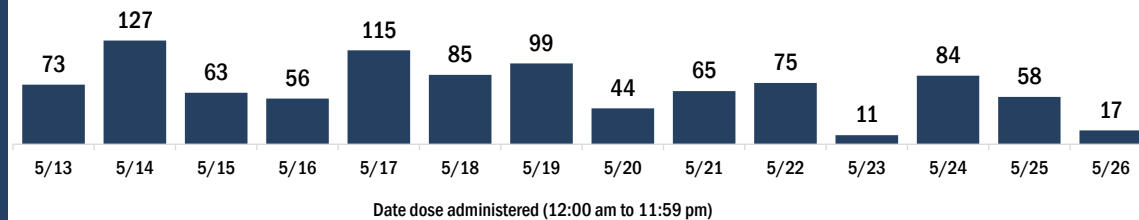
| Demographic summary | First dose | Series complete | Total people vaccinated |
|---|--------------|-----------------|-------------------------|
| Age group | 3,943 | 32,185 | 36,128 |
| 12-14 years | 144 | 0 | 144 |
| 15-24 years | 501 | 1,179 | 1,680 |
| 25-34 years | 397 | 1,540 | 1,937 |
| 35-44 years | 438 | 2,528 | 2,966 |
| 45-54 years | 541 | 3,697 | 4,238 |
| 55-64 years | 684 | 7,313 | 7,997 |
| 65-74 years | 712 | 9,831 | 10,543 |
| 75-84 years | 399 | 4,742 | 5,141 |
| 85+ years | 127 | 1,355 | 1,482 |
| Race | 3,943 | 32,185 | 36,128 |
| White | 2,804 | 26,046 | 28,850 |
| Black | 205 | 1,523 | 1,728 |
| American Indian/Alaskan | 18 | 128 | 146 |
| Other | 259 | 1,631 | 1,890 |
| Unknown | 657 | 2,857 | 3,514 |
| Other race includes Asian, native Hawaiian/Pacific Islander, or other. | | | |
| Ethnicity | 3,943 | 32,185 | 36,128 |
| Hispanic | 187 | 936 | 1,123 |
| Non-Hispanic | 2,488 | 25,188 | 27,676 |
| Unknown | 1,268 | 6,061 | 7,329 |
| Gender | 3,943 | 32,185 | 36,128 |
| Female | 2,127 | 17,836 | 19,963 |
| Male | 1,810 | 14,346 | 16,156 |
| Unknown | 6 | 3 | 9 |

COVID-19 doses administered for the past 2 weeks

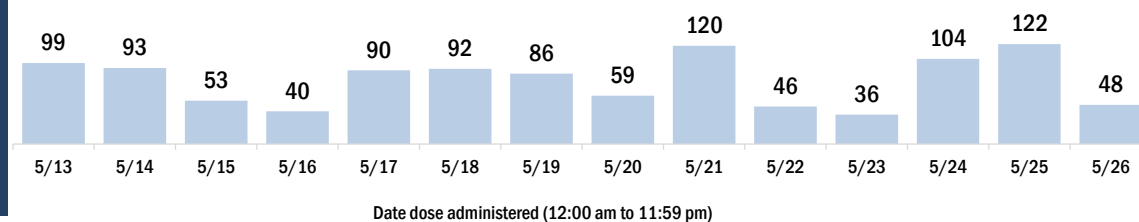


Persons vaccinated for COVID-19 for the past 2 weeks

Number of persons who received their first dose of a two-dose series of the COVID-19 vaccine



Number of persons who completed the COVID-19 vaccine series



COVID-19: Okaloosa County vaccine summary

Vaccination data through May 26, 2021 as of May 27, 2021 at 12:05 AM

Data in this report are provisional and subject to change.

Data in this summary pertain to COVID-19 vaccines approved by the U.S. Food and Drug Administration and have been issued an Emergency Use Authorization (Janssen COVID-19 Vaccine, Moderna COVID-19 Vaccine and Pfizer-BioNTech COVID-19 Vaccine). These data summarize the number of people who have received either their first dose or have completed the series for a COVID-19 vaccine. **A person can only be counted in one category, first dose or series complete.** For persons receiving Moderna or Pfizer vaccines, once they receive their second dose, they are moved from the first dose column to the series completed column. **Because of this, the total first dose category may show a change from report to report not matching the total receiving their first dose from the previous day.** Persons receiving Johnson & Johnson vaccines will always be counted in the series completed column.

COVID-19 doses for vaccinated persons in Florida

Doses administered 119,278

People receiving one dose of a 1-dose series (Johnson & Johnson) or receiving only one dose of a 2-dose series (Moderna, Pfizer) count once. Persons receiving both doses of a 2-dose series count twice.

Current status of persons vaccinated for COVID-19 in Florida

Total people vaccinated 67,855

First dose 11,186

Series completed 56,669

Completed 1-dose series 5,246

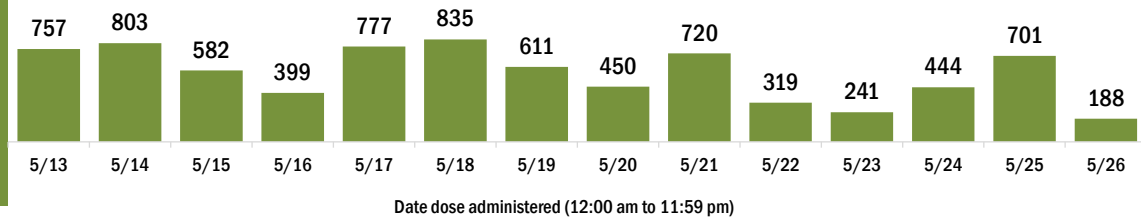
Completed 2-dose series 51,423

First dose: current number of people who have only received their first dose of the Moderna or Pfizer vaccine.

Series complete: current number of people who have received both Moderna or Pfizer vaccine doses or one Johnson & Johnson dose and are considered fully immunized.

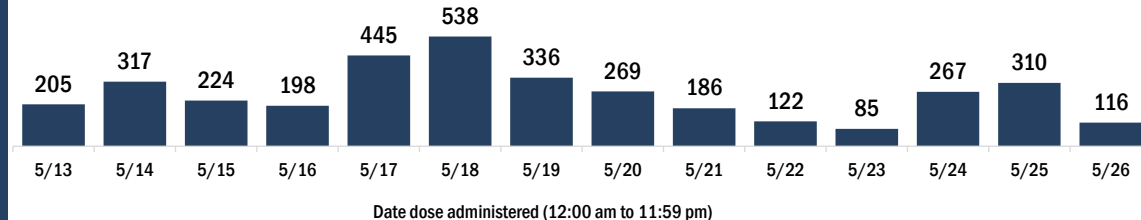
| Demographic summary | First dose | Series complete | Total people vaccinated |
|---|---------------|-----------------|-------------------------|
| Age group | 11,186 | 56,669 | 67,855 |
| 12-14 years | 422 | 0 | 422 |
| 15-24 years | 1,451 | 2,595 | 4,046 |
| 25-34 years | 1,688 | 4,267 | 5,955 |
| 35-44 years | 1,599 | 5,605 | 7,204 |
| 45-54 years | 1,537 | 6,882 | 8,419 |
| 55-64 years | 1,934 | 12,767 | 14,701 |
| 65-74 years | 1,427 | 14,155 | 15,582 |
| 75-84 years | 821 | 7,609 | 8,430 |
| 85+ years | 307 | 2,789 | 3,096 |
| Race | 11,186 | 56,669 | 67,855 |
| White | 6,167 | 38,700 | 44,867 |
| Black | 744 | 3,228 | 3,972 |
| American Indian/Alaskan | 78 | 253 | 331 |
| Other | 1,268 | 5,436 | 6,704 |
| Unknown | 2,929 | 9,052 | 11,981 |
| Other race includes Asian, native Hawaiian/Pacific Islander, or other. | | | |
| Ethnicity | 11,186 | 56,669 | 67,855 |
| Hispanic | 870 | 2,632 | 3,502 |
| Non-Hispanic | 5,223 | 35,332 | 40,555 |
| Unknown | 5,093 | 18,705 | 23,798 |
| Gender | 11,186 | 56,669 | 67,855 |
| Female | 6,000 | 31,688 | 37,688 |
| Male | 5,079 | 24,948 | 30,027 |
| Unknown | 107 | 33 | 140 |

COVID-19 doses administered for the past 2 weeks

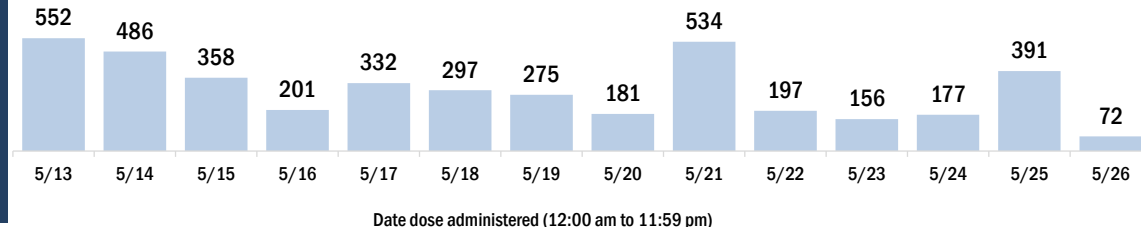


Persons vaccinated for COVID-19 for the past 2 weeks

Number of persons who received their first dose of a two-dose series of the COVID-19 vaccine



Number of persons who completed the COVID-19 vaccine series



COVID-19: Okeechobee County vaccine summary

Vaccination data through May 26, 2021 as of May 27, 2021 at 12:05 AM

Data in this report are provisional and subject to change.

Data in this summary pertain to COVID-19 vaccines approved by the U.S. Food and Drug Administration and have been issued an Emergency Use Authorization (Janssen COVID-19 Vaccine, Moderna COVID-19 Vaccine and Pfizer-BioNTech COVID-19 Vaccine). These data summarize the number of people who have received either their first dose or have completed the series for a COVID-19 vaccine. **A person can only be counted in one category, first dose or series complete.** For persons receiving Moderna or Pfizer vaccines, once they receive their second dose, they are moved from the first dose column to the series completed column. **Because of this, the total first dose category may show a change from report to report not matching the total receiving their first dose from the previous day.** Persons receiving Johnson & Johnson vaccines will always be counted in the series completed column.

COVID-19 doses for vaccinated persons in Florida

Doses administered 21,967

People receiving one dose of a 1-dose series (Johnson & Johnson) or receiving only one dose of a 2-dose series (Moderna, Pfizer) count once. Persons receiving both doses of a 2-dose series count twice.

Current status of persons vaccinated for COVID-19 in Florida

Total people vaccinated 12,491

First dose 2,122

Series completed 10,369

Completed 1-dose series 893

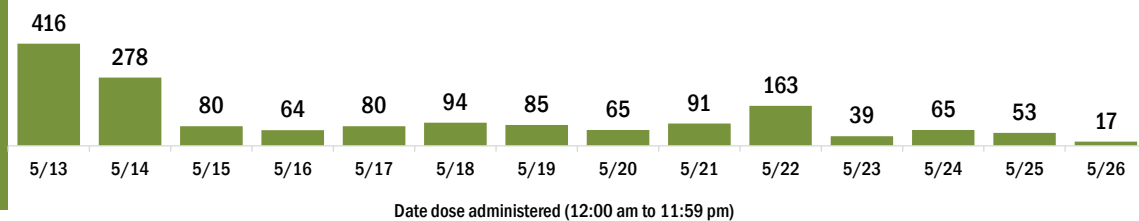
Completed 2-dose series 9,476

First dose: current number of people who have only received their first dose of the Moderna or Pfizer vaccine.

Series complete: current number of people who have received both Moderna or Pfizer vaccine doses or one Johnson & Johnson dose and are considered fully immunized.

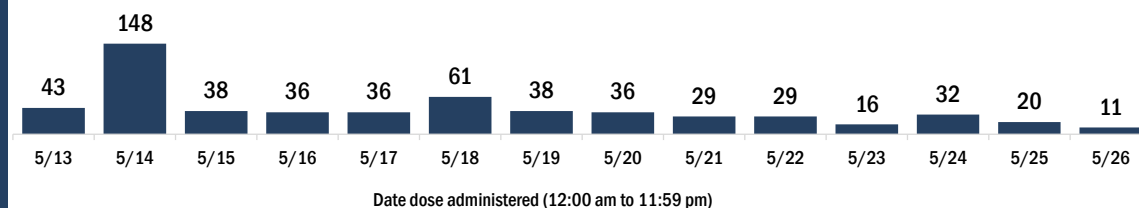
| Demographic summary | First dose | Series complete | Total people vaccinated |
|---|--------------|-----------------|-------------------------|
| Age group | 2,122 | 10,369 | 12,491 |
| 12-14 years | 31 | 0 | 31 |
| 15-24 years | 214 | 304 | 518 |
| 25-34 years | 244 | 582 | 826 |
| 35-44 years | 267 | 832 | 1,099 |
| 45-54 years | 346 | 1,213 | 1,559 |
| 55-64 years | 474 | 2,018 | 2,492 |
| 65-74 years | 315 | 2,978 | 3,293 |
| 75-84 years | 189 | 1,911 | 2,100 |
| 85+ years | 42 | 531 | 573 |
| Race | 2,122 | 10,369 | 12,491 |
| White | 1,327 | 7,623 | 8,950 |
| Black | 94 | 323 | 417 |
| American Indian/Alaskan | 5 | 45 | 50 |
| Other | 261 | 938 | 1,199 |
| Unknown | 435 | 1,440 | 1,875 |
| Other race includes Asian, native Hawaiian/Pacific Islander, or other. | | | |
| Ethnicity | 2,122 | 10,369 | 12,491 |
| Hispanic | 492 | 1,387 | 1,879 |
| Non-Hispanic | 900 | 6,436 | 7,336 |
| Unknown | 730 | 2,546 | 3,276 |
| Gender | 2,122 | 10,369 | 12,491 |
| Female | 952 | 5,271 | 6,223 |
| Male | 1,164 | 5,098 | 6,262 |
| Unknown | 6 | 0 | 6 |

COVID-19 doses administered for the past 2 weeks

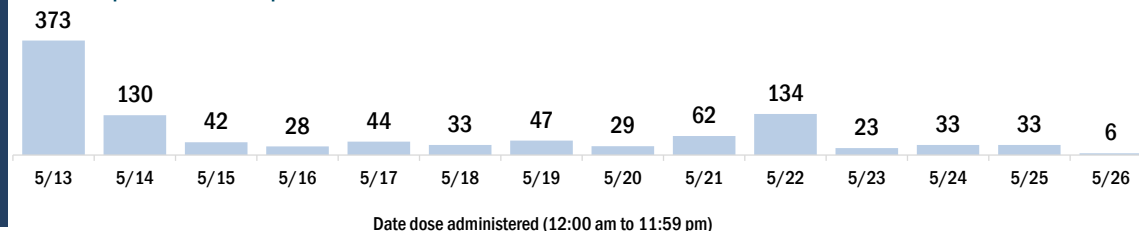


Persons vaccinated for COVID-19 for the past 2 weeks

Number of persons who received their first dose of a two-dose series of the COVID-19 vaccine



Number of persons who completed the COVID-19 vaccine series



COVID-19: Orange County vaccine summary

Vaccination data through May 26, 2021 as of May 27, 2021 at 12:05 AM

Data in this report are provisional and subject to change.

Data in this summary pertain to COVID-19 vaccines approved by the U.S. Food and Drug Administration and have been issued an Emergency Use Authorization (Janssen COVID-19 Vaccine, Moderna COVID-19 Vaccine and Pfizer-BioNTech COVID-19 Vaccine). These data summarize the number of people who have received either their first dose or have completed the series for a COVID-19 vaccine. **A person can only be counted in one category, first dose or series complete.** For persons receiving Moderna or Pfizer vaccines, once they receive their second dose, they are moved from the first dose column to the series completed column. **Because of this, the total first dose category may show a change from report to report not matching the total receiving their first dose from the previous day.** Persons receiving Johnson & Johnson vaccines will always be counted in the series completed column.

COVID-19 doses for vaccinated persons in Florida

Doses administered 1,067,138

People receiving one dose of a 1-dose series (Johnson & Johnson) or receiving only one dose of a 2-dose series (Moderna, Pfizer) count once. Persons receiving both doses of a 2-dose series count twice.

Current status of persons vaccinated for COVID-19 in Florida

Total people vaccinated 630,670

First dose 123,437

Series completed 507,233

Completed 1-dose series 70,765

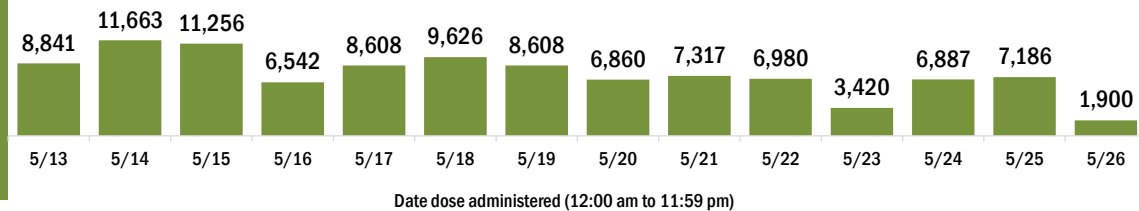
Completed 2-dose series 436,468

First dose: current number of people who have only received their first dose of the Moderna or Pfizer vaccine.

Series complete: current number of people who have received both Moderna or Pfizer vaccine doses or one Johnson & Johnson dose and are considered fully immunized.

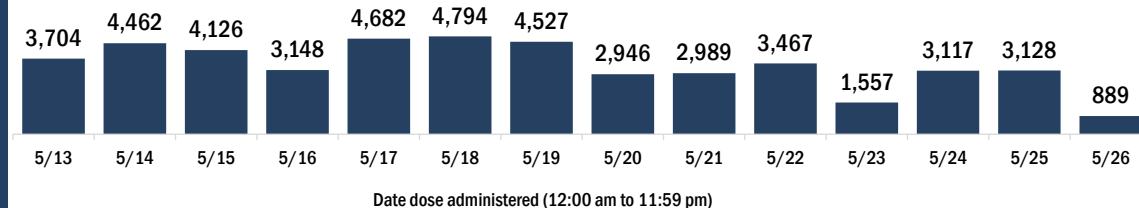
| Demographic summary | First dose | Series complete | Total people vaccinated |
|---|----------------|-----------------|-------------------------|
| Age group | 123,437 | 507,233 | 630,670 |
| 12-14 years | 7,456 | 0 | 7,456 |
| 15-24 years | 22,251 | 48,007 | 70,258 |
| 25-34 years | 21,908 | 69,147 | 91,055 |
| 35-44 years | 21,268 | 83,292 | 104,560 |
| 45-54 years | 18,898 | 90,063 | 108,961 |
| 55-64 years | 15,220 | 93,626 | 108,846 |
| 65-74 years | 8,752 | 76,527 | 85,279 |
| 75-84 years | 4,544 | 34,474 | 39,018 |
| 85+ years | 3,140 | 12,097 | 15,237 |
| Race | 123,437 | 507,233 | 630,670 |
| White | 60,378 | 298,672 | 359,050 |
| Black | 12,973 | 40,916 | 53,889 |
| American Indian/Alaskan | 633 | 1,602 | 2,235 |
| Other | 24,326 | 87,167 | 111,493 |
| Unknown | 25,127 | 78,876 | 104,003 |
| Other race includes Asian, native Hawaiian/Pacific Islander, or other. | | | |
| Ethnicity | 123,437 | 507,233 | 630,670 |
| Hispanic | 31,016 | 72,951 | 103,967 |
| Non-Hispanic | 41,455 | 245,927 | 287,382 |
| Unknown | 50,966 | 188,355 | 239,321 |
| Gender | 123,437 | 507,233 | 630,670 |
| Female | 64,065 | 273,730 | 337,795 |
| Male | 57,660 | 232,411 | 290,071 |
| Unknown | 1,712 | 1,092 | 2,804 |

COVID-19 doses administered for the past 2 weeks

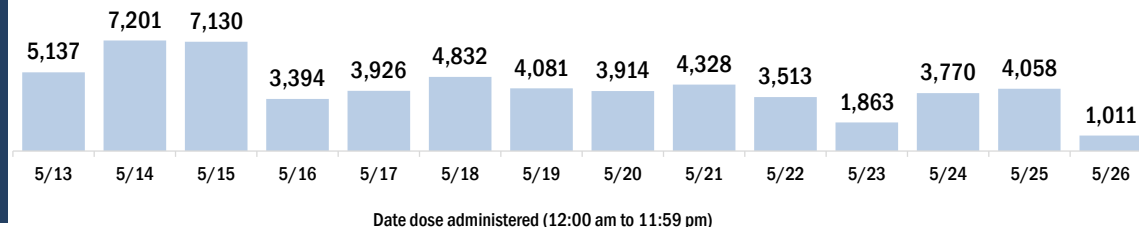


Persons vaccinated for COVID-19 for the past 2 weeks

Number of persons who received their first dose of a two-dose series of the COVID-19 vaccine



Number of persons who completed the COVID-19 vaccine series



COVID-19: Osceola County vaccine summary

Vaccination data through May 26, 2021 as of May 27, 2021 at 12:05 AM

Data in this report are provisional and subject to change.

Data in this summary pertain to COVID-19 vaccines approved by the U.S. Food and Drug Administration and have been issued an Emergency Use Authorization (Janssen COVID-19 Vaccine, Moderna COVID-19 Vaccine and Pfizer-BioNTech COVID-19 Vaccine). These data summarize the number of people who have received either their first dose or have completed the series for a COVID-19 vaccine. **A person can only be counted in one category, first dose or series complete.** For persons receiving Moderna or Pfizer vaccines, once they receive their second dose, they are moved from the first dose column to the series completed column. **Because of this, the total first dose category may show a change from report to report not matching the total receiving their first dose from the previous day.** Persons receiving Johnson & Johnson vaccines will always be counted in the series completed column.

COVID-19 doses for vaccinated persons in Florida

Doses administered 289,005

People receiving one dose of a 1-dose series (Johnson & Johnson) or receiving only one dose of a 2-dose series (Moderna, Pfizer) count once. Persons receiving both doses of a 2-dose series count twice.

Current status of persons vaccinated for COVID-19 in Florida

Total people vaccinated 171,207

First dose 37,271

Series completed 133,936

Completed 1-dose series 16,138

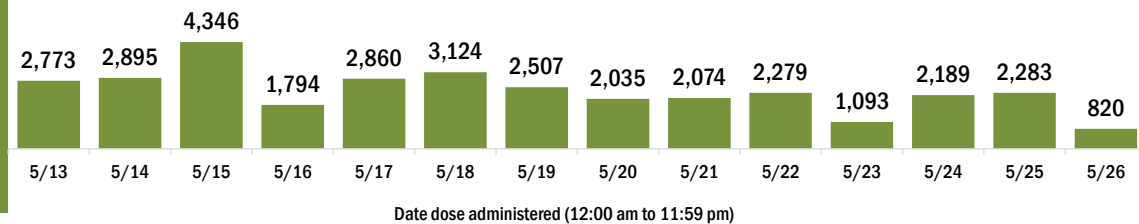
Completed 2-dose series 117,798

First dose: current number of people who have only received their first dose of the Moderna or Pfizer vaccine.

Series complete: current number of people who have received both Moderna or Pfizer vaccine doses or one Johnson & Johnson dose and are considered fully immunized.

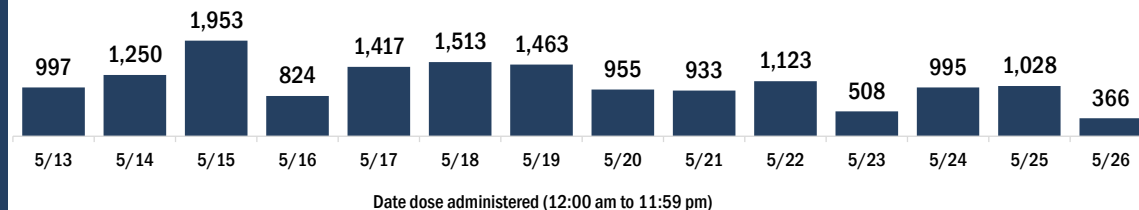
| Demographic summary | First dose | Series complete | Total people vaccinated |
|---|------------|-----------------|-------------------------|
| Age group | 37,271 | 133,936 | 171,207 |
| 12-14 years | 2,027 | 0 | 2,027 |
| 15-24 years | 6,623 | 10,954 | 17,577 |
| 25-34 years | 5,942 | 14,915 | 20,857 |
| 35-44 years | 6,638 | 19,645 | 26,283 |
| 45-54 years | 6,286 | 23,920 | 30,206 |
| 55-64 years | 4,992 | 26,031 | 31,023 |
| 65-74 years | 2,829 | 24,114 | 26,943 |
| 75-84 years | 1,476 | 11,143 | 12,619 |
| 85+ years | 458 | 3,214 | 3,672 |
| Race | 37,271 | 133,936 | 171,207 |
| White | 18,859 | 79,256 | 98,115 |
| Black | 2,147 | 7,123 | 9,270 |
| American Indian/Alaskan | 189 | 610 | 799 |
| Other | 8,263 | 23,987 | 32,250 |
| Unknown | 7,813 | 22,960 | 30,773 |
| Other race includes Asian, native Hawaiian/Pacific Islander, or other. | | | |
| Ethnicity | 37,271 | 133,936 | 171,207 |
| Hispanic | 15,747 | 42,388 | 58,135 |
| Non-Hispanic | 7,826 | 45,886 | 53,712 |
| Unknown | 13,698 | 45,662 | 59,360 |
| Gender | 37,271 | 133,936 | 171,207 |
| Female | 19,992 | 73,852 | 93,844 |
| Male | 17,214 | 59,992 | 77,206 |
| Unknown | 65 | 92 | 157 |

COVID-19 doses administered for the past 2 weeks

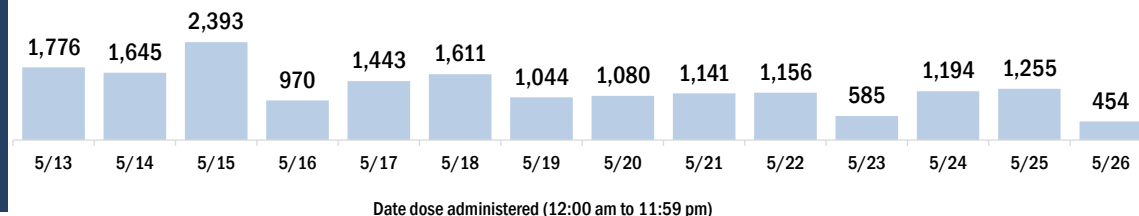


Persons vaccinated for COVID-19 for the past 2 weeks

Number of persons who received their first dose of a two-dose series of the COVID-19 vaccine



Number of persons who completed the COVID-19 vaccine series



COVID-19: Palm Beach County vaccine summary

Vaccination data through May 26, 2021 as of May 27, 2021 at 12:05 AM

Data in this report are provisional and subject to change.

Data in this summary pertain to COVID-19 vaccines approved by the U.S. Food and Drug Administration and have been issued an Emergency Use Authorization (Janssen COVID-19 Vaccine, Moderna COVID-19 Vaccine and Pfizer-BioNTech COVID-19 Vaccine). These data summarize the number of people who have received either their first dose or have completed the series for a COVID-19 vaccine. **A person can only be counted in one category, first dose or series complete.** For persons receiving Moderna or Pfizer vaccines, once they receive their second dose, they are moved from the first dose column to the series completed column. **Because of this, the total first dose category may show a change from report to report not matching the total receiving their first dose from the previous day.** Persons receiving Johnson & Johnson vaccines will always be counted in the series completed column.

COVID-19 doses for vaccinated persons in Florida

Doses administered 1,276,615

People receiving one dose of a 1-dose series (Johnson & Johnson) or receiving only one dose of a 2-dose series (Moderna, Pfizer) count once. Persons receiving both doses of a 2-dose series count twice.

Current status of persons vaccinated for COVID-19 in Florida

Total people vaccinated 734,228

First dose 138,959

Series completed 595,269

Completed 1-dose series 52,882

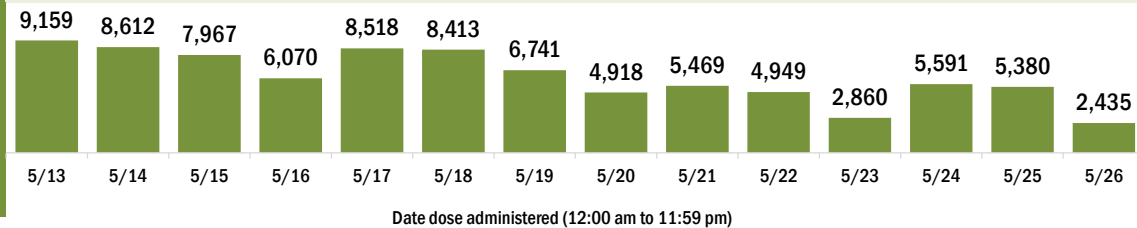
Completed 2-dose series 542,387

First dose: current number of people who have only received their first dose of the Moderna or Pfizer vaccine.

Series complete: current number of people who have received both Moderna or Pfizer vaccine doses or one Johnson & Johnson dose and are considered fully immunized.

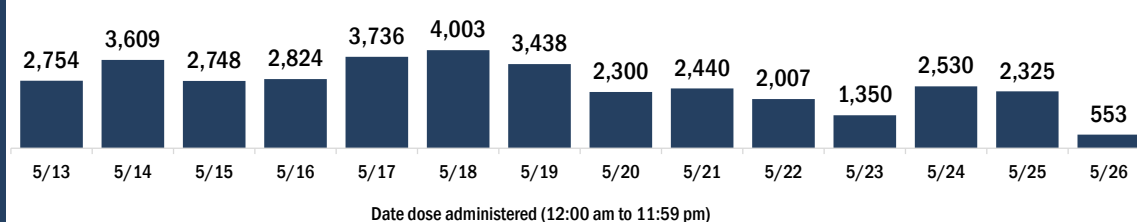
| Demographic summary | First dose | Series complete | Total people vaccinated |
|---|----------------|-----------------|-------------------------|
| Age group | 138,959 | 595,269 | 734,228 |
| 12-14 years | 4,924 | 0 | 4,924 |
| 15-24 years | 16,046 | 30,797 | 46,843 |
| 25-34 years | 15,377 | 43,824 | 59,201 |
| 35-44 years | 17,763 | 59,952 | 77,715 |
| 45-54 years | 20,411 | 82,623 | 103,034 |
| 55-64 years | 22,212 | 115,427 | 137,639 |
| 65-74 years | 21,181 | 136,118 | 157,299 |
| 75-84 years | 14,261 | 89,941 | 104,202 |
| 85+ years | 6,784 | 36,587 | 43,371 |
| Race | 138,959 | 595,269 | 734,228 |
| White | 78,782 | 373,329 | 452,111 |
| Black | 13,531 | 36,751 | 50,282 |
| American Indian/Alaskan | 707 | 1,860 | 2,567 |
| Other | 16,074 | 58,992 | 75,066 |
| Unknown | 29,865 | 124,337 | 154,202 |
| Other race includes Asian, native Hawaiian/Pacific Islander, or other. | | | |
| Ethnicity | 138,959 | 595,269 | 734,228 |
| Hispanic | 26,253 | 72,212 | 98,465 |
| Non-Hispanic | 59,408 | 300,026 | 359,434 |
| Unknown | 53,298 | 223,031 | 276,329 |
| Gender | 138,959 | 595,269 | 734,228 |
| Female | 73,808 | 329,253 | 403,061 |
| Male | 64,663 | 265,584 | 330,247 |
| Unknown | 488 | 432 | 920 |

COVID-19 doses administered for the past 2 weeks

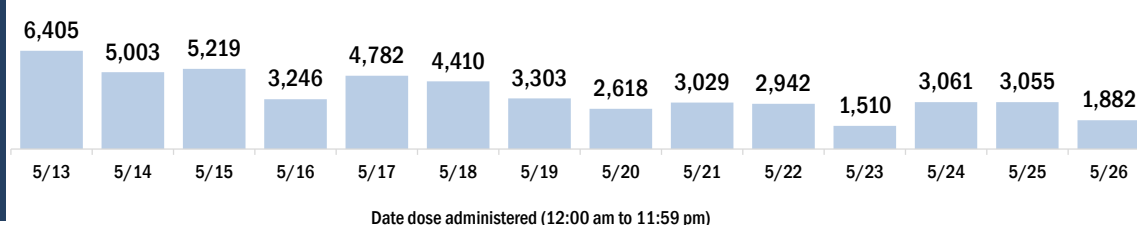


Persons vaccinated for COVID-19 for the past 2 weeks

Number of persons who received their first dose of a two-dose series of the COVID-19 vaccine



Number of persons who completed the COVID-19 vaccine series



COVID-19: Pasco County vaccine summary

Vaccination data through May 26, 2021 as of May 27, 2021 at 12:05 AM

Data in this report are provisional and subject to change.

Data in this summary pertain to COVID-19 vaccines approved by the U.S. Food and Drug Administration and have been issued an Emergency Use Authorization (Janssen COVID-19 Vaccine, Moderna COVID-19 Vaccine and Pfizer-BioNTech COVID-19 Vaccine). These data summarize the number of people who have received either their first dose or have completed the series for a COVID-19 vaccine. **A person can only be counted in one category, first dose or series complete.** For persons receiving Moderna or Pfizer vaccines, once they receive their second dose, they are moved from the first dose column to the series completed column. **Because of this, the total first dose category may show a change from report to report not matching the total receiving their first dose from the previous day.** Persons receiving Johnson & Johnson vaccines will always be counted in the series completed column.

COVID-19 doses for vaccinated persons in Florida

Doses administered 409,399

People receiving one dose of a 1-dose series (Johnson & Johnson) or receiving only one dose of a 2-dose series (Moderna, Pfizer) count once. Persons receiving both doses of a 2-dose series count twice.

Current status of persons vaccinated for COVID-19 in Florida

Total people vaccinated 235,104

First dose 43,883

Series completed 191,221

Completed 1-dose series 16,926

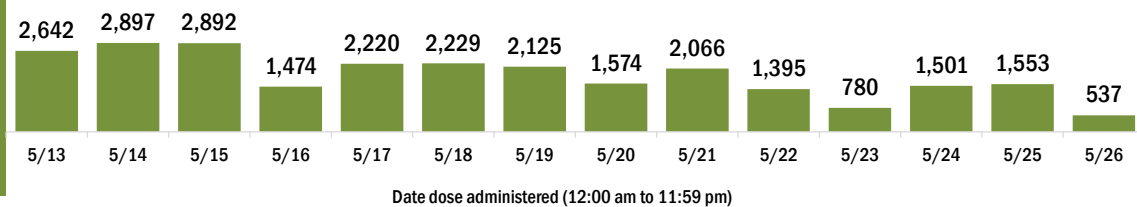
Completed 2-dose series 174,295

First dose: current number of people who have only received their first dose of the Moderna or Pfizer vaccine.

Series complete: current number of people who have received both Moderna or Pfizer vaccine doses or one Johnson & Johnson dose and are considered fully immunized.

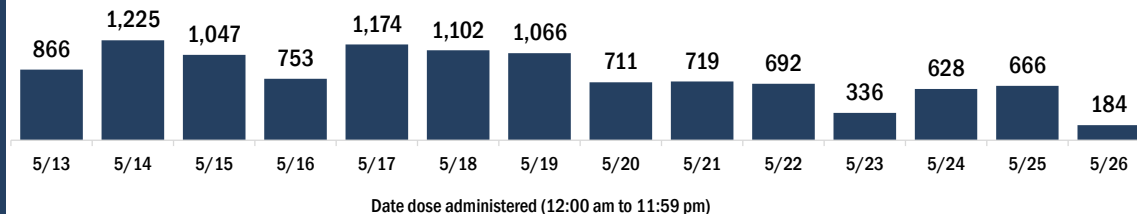
| Demographic summary | First dose | Series complete | Total people vaccinated |
|---|---------------|-----------------|-------------------------|
| Age group | 43,883 | 191,221 | 235,104 |
| 12-14 years | 1,550 | 0 | 1,550 |
| 15-24 years | 5,127 | 9,849 | 14,976 |
| 25-34 years | 4,154 | 12,674 | 16,828 |
| 35-44 years | 5,402 | 20,133 | 25,535 |
| 45-54 years | 6,159 | 27,184 | 33,343 |
| 55-64 years | 7,062 | 38,179 | 45,241 |
| 65-74 years | 7,693 | 47,179 | 54,872 |
| 75-84 years | 5,069 | 27,780 | 32,849 |
| 85+ years | 1,667 | 8,243 | 9,910 |
| Race | 43,883 | 191,221 | 235,104 |
| White | 29,589 | 140,899 | 170,488 |
| Black | 1,970 | 5,968 | 7,938 |
| American Indian/Alaskan | 239 | 719 | 958 |
| Other | 5,413 | 18,711 | 24,124 |
| Unknown | 6,672 | 24,924 | 31,596 |
| Other race includes Asian, native Hawaiian/Pacific Islander, or other. | | | |
| Ethnicity | 43,883 | 191,221 | 235,104 |
| Hispanic | 5,035 | 13,063 | 18,098 |
| Non-Hispanic | 22,380 | 112,411 | 134,791 |
| Unknown | 16,468 | 65,747 | 82,215 |
| Gender | 43,883 | 191,221 | 235,104 |
| Female | 23,724 | 107,726 | 131,450 |
| Male | 20,119 | 83,370 | 103,489 |
| Unknown | 40 | 125 | 165 |

COVID-19 doses administered for the past 2 weeks

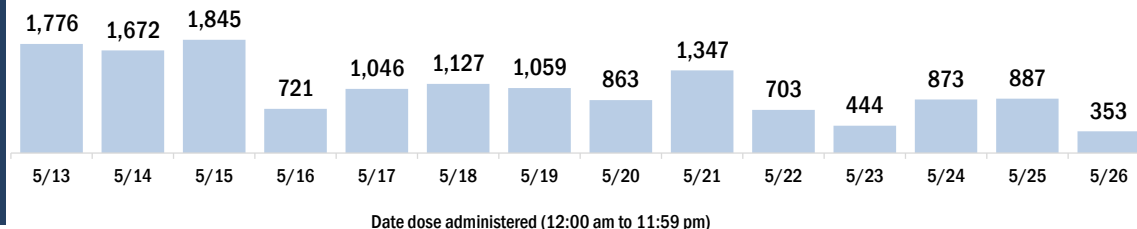


Persons vaccinated for COVID-19 for the past 2 weeks

Number of persons who received their first dose of a two-dose series of the COVID-19 vaccine



Number of persons who completed the COVID-19 vaccine series



COVID-19: Pinellas County vaccine summary

Vaccination data through May 26, 2021 as of May 27, 2021 at 12:05 AM

Data in this report are provisional and subject to change.

Data in this summary pertain to COVID-19 vaccines approved by the U.S. Food and Drug Administration and have been issued an Emergency Use Authorization (Janssen COVID-19 Vaccine, Moderna COVID-19 Vaccine and Pfizer-BioNTech COVID-19 Vaccine). These data summarize the number of people who have received either their first dose or have completed the series for a COVID-19 vaccine. **A person can only be counted in one category, first dose or series complete.** For persons receiving Moderna or Pfizer vaccines, once they receive their second dose, they are moved from the first dose column to the series completed column. **Because of this, the total first dose category may show a change from report to report not matching the total receiving their first dose from the previous day.** Persons receiving Johnson & Johnson vaccines will always be counted in the series completed column.

COVID-19 doses for vaccinated persons in Florida

Doses administered 839,651

People receiving one dose of a 1-dose series (Johnson & Johnson) or receiving only one dose of a 2-dose series (Moderna, Pfizer) count once. Persons receiving both doses of a 2-dose series count twice.

Current status of persons vaccinated for COVID-19 in Florida

Total people vaccinated 469,725

First dose 72,523

Series completed 397,202

Completed 1-dose series 27,276

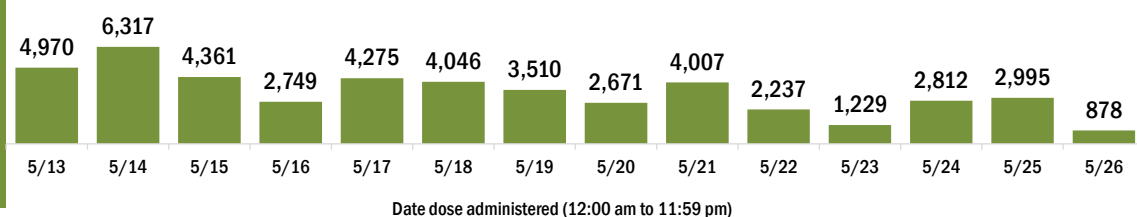
Completed 2-dose series 369,926

First dose: current number of people who have only received their first dose of the Moderna or Pfizer vaccine.

Series complete: current number of people who have received both Moderna or Pfizer vaccine doses or one Johnson & Johnson dose and are considered fully immunized.

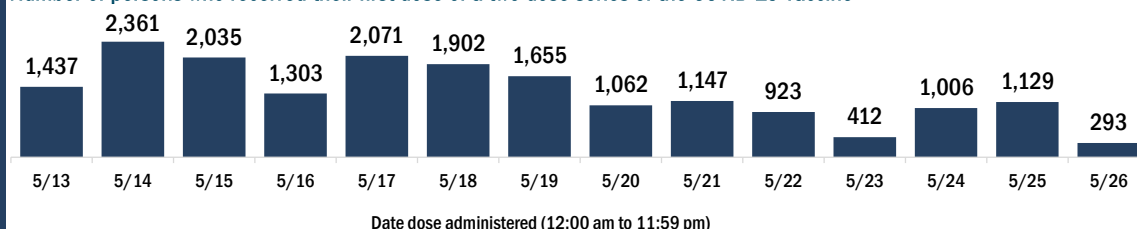
| Demographic summary | First dose | Series complete | Total people vaccinated |
|---|---------------|-----------------|-------------------------|
| Age group | 72,523 | 397,202 | 469,725 |
| 12-14 years | 2,472 | 0 | 2,472 |
| 15-24 years | 8,138 | 18,156 | 26,294 |
| 25-34 years | 8,627 | 31,353 | 39,980 |
| 35-44 years | 8,801 | 38,004 | 46,805 |
| 45-54 years | 9,866 | 52,203 | 62,069 |
| 55-64 years | 12,418 | 88,520 | 100,938 |
| 65-74 years | 11,991 | 98,115 | 110,106 |
| 75-84 years | 7,015 | 51,466 | 58,481 |
| 85+ years | 3,195 | 19,385 | 22,580 |
| Race | 72,523 | 397,202 | 469,725 |
| White | 46,551 | 292,071 | 338,622 |
| Black | 4,827 | 17,944 | 22,771 |
| American Indian/Alaskan | 362 | 984 | 1,346 |
| Other | 8,035 | 33,232 | 41,267 |
| Unknown | 12,748 | 52,971 | 65,719 |
| Other race includes Asian, native Hawaiian/Pacific Islander, or other. | | | |
| Ethnicity | 72,523 | 397,202 | 469,725 |
| Hispanic | 5,348 | 15,300 | 20,648 |
| Non-Hispanic | 37,967 | 245,993 | 283,960 |
| Unknown | 29,208 | 135,909 | 165,117 |
| Gender | 72,523 | 397,202 | 469,725 |
| Female | 39,119 | 222,070 | 261,189 |
| Male | 33,259 | 174,502 | 207,761 |
| Unknown | 145 | 630 | 775 |

COVID-19 doses administered for the past 2 weeks

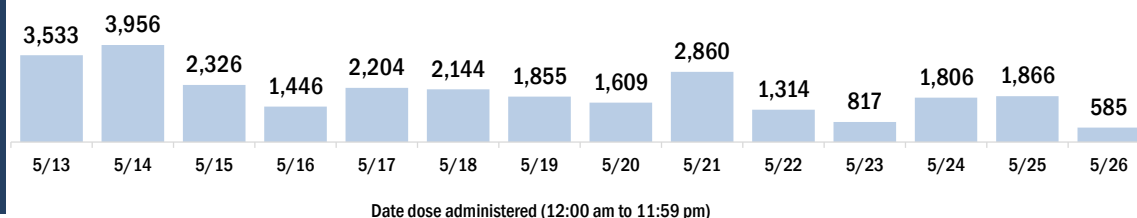


Persons vaccinated for COVID-19 for the past 2 weeks

Number of persons who received their first dose of a two-dose series of the COVID-19 vaccine



Number of persons who completed the COVID-19 vaccine series



COVID-19: Polk County vaccine summary

Vaccination data through May 26, 2021 as of May 27, 2021 at 12:05 AM

Data in this report are provisional and subject to change.

Data in this summary pertain to COVID-19 vaccines approved by the U.S. Food and Drug Administration and have been issued an Emergency Use Authorization (Janssen COVID-19 Vaccine, Moderna COVID-19 Vaccine and Pfizer-BioNTech COVID-19 Vaccine). These data summarize the number of people who have received either their first dose or have completed the series for a COVID-19 vaccine. **A person can only be counted in one category, first dose or series complete.** For persons receiving Moderna or Pfizer vaccines, once they receive their second dose, they are moved from the first dose column to the series completed column. **Because of this, the total first dose category may show a change from report to report not matching the total receiving their first dose from the previous day.** Persons receiving Johnson & Johnson vaccines will always be counted in the series completed column.

COVID-19 doses for vaccinated persons in Florida

Doses administered 471,933

People receiving one dose of a 1-dose series (Johnson & Johnson) or receiving only one dose of a 2-dose series (Moderna, Pfizer) count once. Persons receiving both doses of a 2-dose series count twice.

Current status of persons vaccinated for COVID-19 in Florida

Total people vaccinated 273,899

First dose 59,921

Series completed 213,978

Completed 1-dose series 15,944

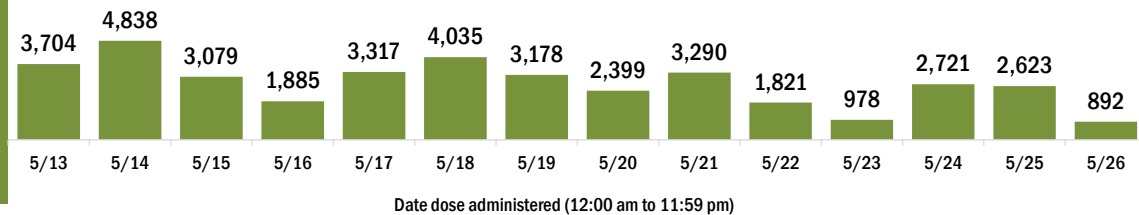
Completed 2-dose series 198,034

First dose: current number of people who have only received their first dose of the Moderna or Pfizer vaccine.

Series complete: current number of people who have received both Moderna or Pfizer vaccine doses or one Johnson & Johnson dose and are considered fully immunized.

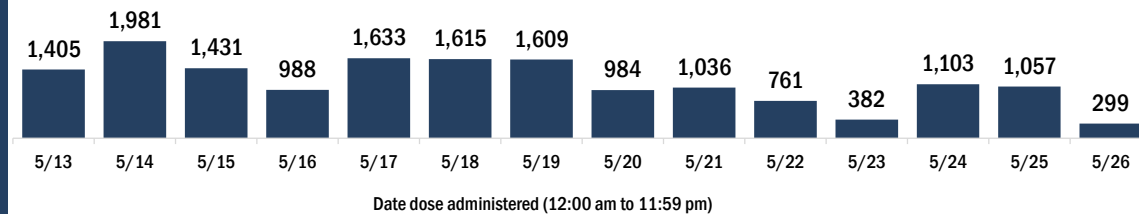
| Demographic summary | First dose | Series complete | Total people vaccinated |
|---|---------------|-----------------|-------------------------|
| Age group | 59,921 | 213,978 | 273,899 |
| 12-14 years | 1,679 | 0 | 1,679 |
| 15-24 years | 6,831 | 10,671 | 17,502 |
| 25-34 years | 7,013 | 16,422 | 23,435 |
| 35-44 years | 7,836 | 20,875 | 28,711 |
| 45-54 years | 8,460 | 27,964 | 36,424 |
| 55-64 years | 9,537 | 41,535 | 51,072 |
| 65-74 years | 10,031 | 54,776 | 64,807 |
| 75-84 years | 6,321 | 32,378 | 38,699 |
| 85+ years | 2,213 | 9,357 | 11,570 |
| Race | 59,921 | 213,978 | 273,899 |
| White | 34,532 | 146,079 | 180,611 |
| Black | 5,592 | 15,408 | 21,000 |
| American Indian/Alaskan | 417 | 1,007 | 1,424 |
| Other | 8,349 | 20,415 | 28,764 |
| Unknown | 11,031 | 31,069 | 42,100 |
| Other race includes Asian, native Hawaiian/Pacific Islander, or other. | | | |
| Ethnicity | 59,921 | 213,978 | 273,899 |
| Hispanic | 12,831 | 27,916 | 40,747 |
| Non-Hispanic | 24,402 | 116,209 | 140,611 |
| Unknown | 22,688 | 69,853 | 92,541 |
| Gender | 59,921 | 213,978 | 273,899 |
| Female | 31,447 | 118,844 | 150,291 |
| Male | 28,351 | 95,030 | 123,381 |
| Unknown | 123 | 104 | 227 |

COVID-19 doses administered for the past 2 weeks

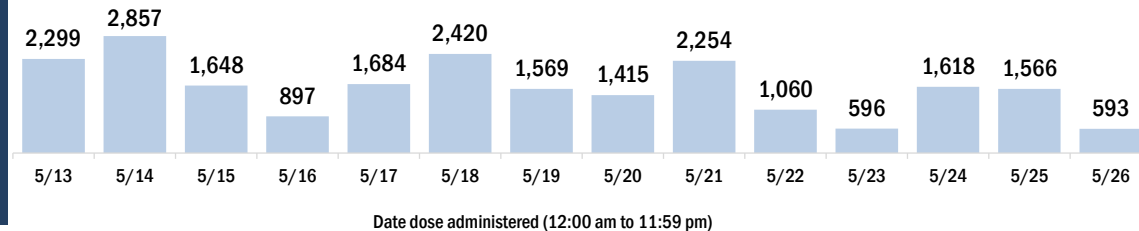


Persons vaccinated for COVID-19 for the past 2 weeks

Number of persons who received their first dose of a two-dose series of the COVID-19 vaccine



Number of persons who completed the COVID-19 vaccine series



COVID-19: Putnam County vaccine summary

Vaccination data through May 26, 2021 as of May 27, 2021 at 12:05 AM

Data in this report are provisional and subject to change.

Data in this summary pertain to COVID-19 vaccines approved by the U.S. Food and Drug Administration and have been issued an Emergency Use Authorization (Janssen COVID-19 Vaccine, Moderna COVID-19 Vaccine and Pfizer-BioNTech COVID-19 Vaccine). These data summarize the number of people who have received either their first dose or have completed the series for a COVID-19 vaccine. **A person can only be counted in one category, first dose or series complete.** For persons receiving Moderna or Pfizer vaccines, once they receive their second dose, they are moved from the first dose column to the series completed column. **Because of this, the total first dose category may show a change from report to report not matching the total receiving their first dose from the previous day.** Persons receiving Johnson & Johnson vaccines will always be counted in the series completed column.

COVID-19 doses for vaccinated persons in Florida

Doses administered 36,718

People receiving one dose of a 1-dose series (Johnson & Johnson) or receiving only one dose of a 2-dose series (Moderna, Pfizer) count once. Persons receiving both doses of a 2-dose series count twice.

Current status of persons vaccinated for COVID-19 in Florida

Total people vaccinated 21,538

First dose 4,987

Series completed 16,551

Completed 1-dose series 1,371

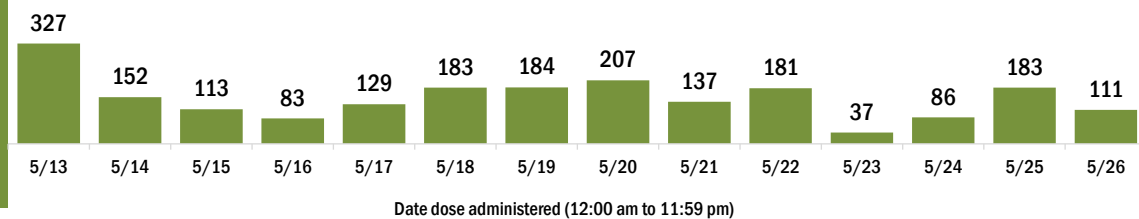
Completed 2-dose series 15,180

First dose: current number of people who have only received their first dose of the Moderna or Pfizer vaccine.

Series complete: current number of people who have received both Moderna or Pfizer vaccine doses or one Johnson & Johnson dose and are considered fully immunized.

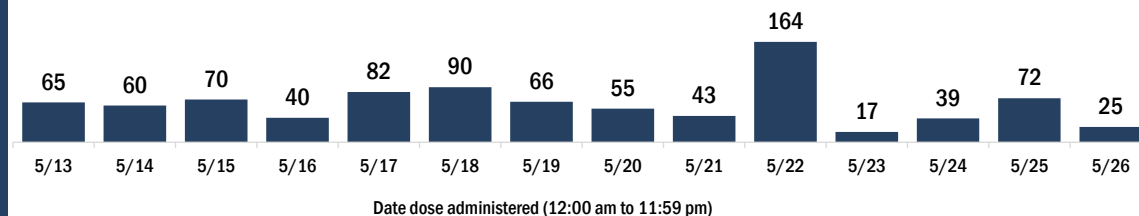
| Demographic summary | First dose | Series complete | Total people vaccinated |
|---|--------------|-----------------|-------------------------|
| Age group | 4,987 | 16,551 | 21,538 |
| 12-14 years | 62 | 0 | 62 |
| 15-24 years | 303 | 438 | 741 |
| 25-34 years | 394 | 718 | 1,112 |
| 35-44 years | 378 | 1,025 | 1,403 |
| 45-54 years | 568 | 1,704 | 2,272 |
| 55-64 years | 1,043 | 3,715 | 4,758 |
| 65-74 years | 1,268 | 5,287 | 6,555 |
| 75-84 years | 735 | 2,789 | 3,524 |
| 85+ years | 236 | 875 | 1,111 |
| Race | 4,987 | 16,551 | 21,538 |
| White | 3,463 | 12,666 | 16,129 |
| Black | 526 | 1,964 | 2,490 |
| American Indian/Alaskan | 48 | 125 | 173 |
| Other | 621 | 991 | 1,612 |
| Unknown | 329 | 805 | 1,134 |
| Other race includes Asian, native Hawaiian/Pacific Islander, or other. | | | |
| Ethnicity | 4,987 | 16,551 | 21,538 |
| Hispanic | 478 | 820 | 1,298 |
| Non-Hispanic | 3,457 | 12,907 | 16,364 |
| Unknown | 1,052 | 2,824 | 3,876 |
| Gender | 4,987 | 16,551 | 21,538 |
| Female | 2,609 | 9,296 | 11,905 |
| Male | 2,362 | 7,245 | 9,607 |
| Unknown | 16 | 10 | 26 |

COVID-19 doses administered for the past 2 weeks

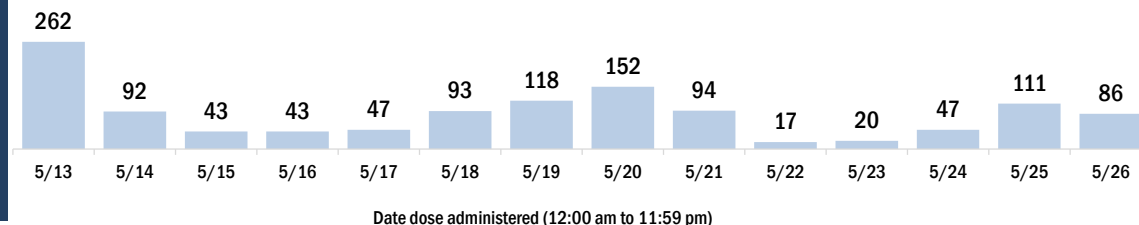


Persons vaccinated for COVID-19 for the past 2 weeks

Number of persons who received their first dose of a two-dose series of the COVID-19 vaccine



Number of persons who completed the COVID-19 vaccine series



COVID-19: Santa Rosa County vaccine summary

Vaccination data through May 26, 2021 as of May 27, 2021 at 12:05 AM

Data in this report are provisional and subject to change.

Data in this summary pertain to COVID-19 vaccines approved by the U.S. Food and Drug Administration and have been issued an Emergency Use Authorization (Janssen COVID-19 Vaccine, Moderna COVID-19 Vaccine and Pfizer-BioNTech COVID-19 Vaccine). These data summarize the number of people who have received either their first dose or have completed the series for a COVID-19 vaccine. **A person can only be counted in one category, first dose or series complete.** For persons receiving Moderna or Pfizer vaccines, once they receive their second dose, they are moved from the first dose column to the series completed column. **Because of this, the total first dose category may show a change from report to report not matching the total receiving their first dose from the previous day.** Persons receiving Johnson & Johnson vaccines will always be counted in the series completed column.

COVID-19 doses for vaccinated persons in Florida

Doses administered 109,625

People receiving one dose of a 1-dose series (Johnson & Johnson) or receiving only one dose of a 2-dose series (Moderna, Pfizer) count once. Persons receiving both doses of a 2-dose series count twice.

Current status of persons vaccinated for COVID-19 in Florida

Total people vaccinated 62,275

First dose 11,481

Series completed 50,794

Completed 1-dose series 3,444

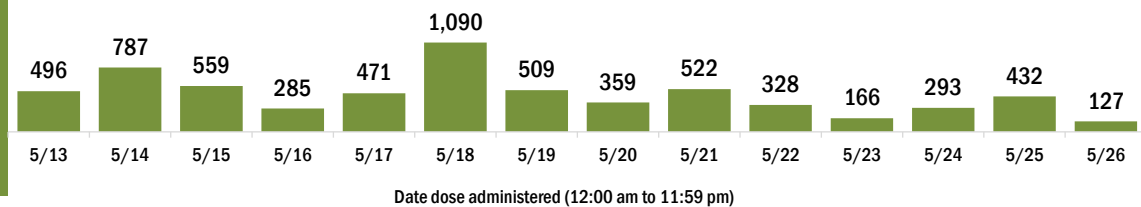
Completed 2-dose series 47,350

First dose: current number of people who have only received their first dose of the Moderna or Pfizer vaccine.

Series complete: current number of people who have received both Moderna or Pfizer vaccine doses or one Johnson & Johnson dose and are considered fully immunized.

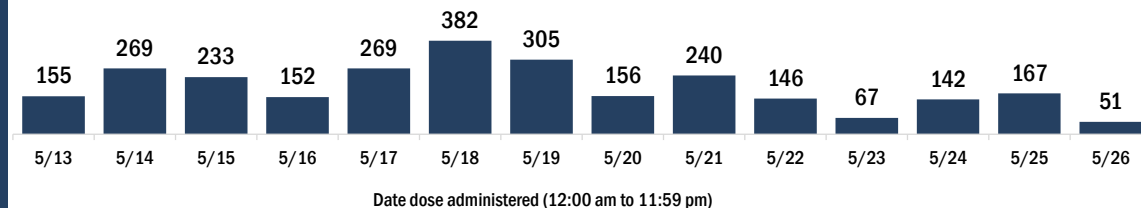
| Demographic summary | First dose | Series complete | Total people vaccinated |
|---|---------------|-----------------|-------------------------|
| Age group | 11,481 | 50,794 | 62,275 |
| 12-14 years | 351 | 0 | 351 |
| 15-24 years | 1,417 | 2,544 | 3,961 |
| 25-34 years | 1,300 | 3,559 | 4,859 |
| 35-44 years | 1,612 | 5,142 | 6,754 |
| 45-54 years | 1,691 | 7,056 | 8,747 |
| 55-64 years | 2,096 | 11,301 | 13,397 |
| 65-74 years | 1,837 | 13,018 | 14,855 |
| 75-84 years | 897 | 6,340 | 7,237 |
| 85+ years | 280 | 1,834 | 2,114 |
| Race | 11,481 | 50,794 | 62,275 |
| White | 7,381 | 37,172 | 44,553 |
| Black | 643 | 1,985 | 2,628 |
| American Indian/Alaskan | 74 | 304 | 378 |
| Other | 874 | 3,579 | 4,453 |
| Unknown | 2,509 | 7,754 | 10,263 |
| Other race includes Asian, native Hawaiian/Pacific Islander, or other. | | | |
| Ethnicity | 11,481 | 50,794 | 62,275 |
| Hispanic | 571 | 1,747 | 2,318 |
| Non-Hispanic | 6,435 | 34,270 | 40,705 |
| Unknown | 4,475 | 14,777 | 19,252 |
| Gender | 11,481 | 50,794 | 62,275 |
| Female | 5,963 | 27,986 | 33,949 |
| Male | 5,507 | 22,791 | 28,298 |
| Unknown | 11 | 17 | 28 |

COVID-19 doses administered for the past 2 weeks

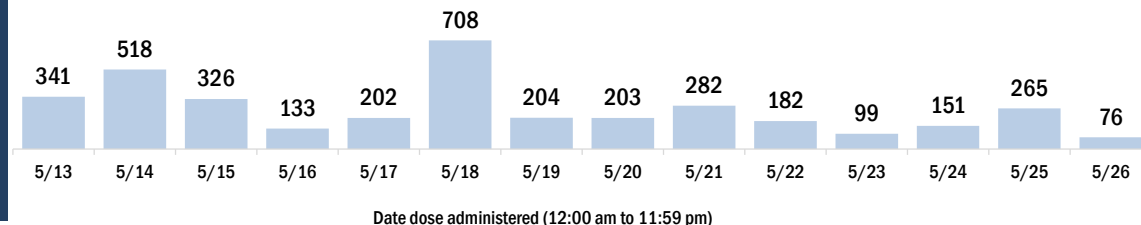


Persons vaccinated for COVID-19 for the past 2 weeks

Number of persons who received their first dose of a two-dose series of the COVID-19 vaccine



Number of persons who completed the COVID-19 vaccine series



COVID-19: Sarasota County vaccine summary

Vaccination data through May 26, 2021 as of May 27, 2021 at 12:05 AM

Data in this report are provisional and subject to change.

Data in this summary pertain to COVID-19 vaccines approved by the U.S. Food and Drug Administration and have been issued an Emergency Use Authorization (Janssen COVID-19 Vaccine, Moderna COVID-19 Vaccine and Pfizer-BioNTech COVID-19 Vaccine). These data summarize the number of people who have received either their first dose or have completed the series for a COVID-19 vaccine. **A person can only be counted in one category, first dose or series complete.** For persons receiving Moderna or Pfizer vaccines, once they receive their second dose, they are moved from the first dose column to the series completed column. **Because of this, the total first dose category may show a change from report to report not matching the total receiving their first dose from the previous day.** Persons receiving Johnson & Johnson vaccines will always be counted in the series completed column.

COVID-19 doses for vaccinated persons in Florida

Doses administered 452,426

People receiving one dose of a 1-dose series (Johnson & Johnson) or receiving only one dose of a 2-dose series (Moderna, Pfizer) count once. Persons receiving both doses of a 2-dose series count twice.

Current status of persons vaccinated for COVID-19 in Florida

Total people vaccinated 256,706

First dose 48,745

Series completed 207,961

Completed 1-dose series 12,241

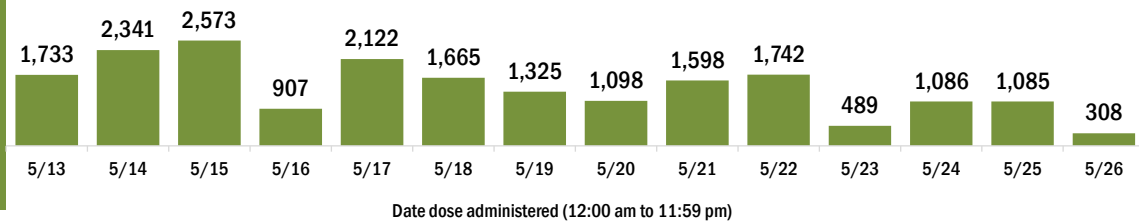
Completed 2-dose series 195,720

First dose: current number of people who have only received their first dose of the Moderna or Pfizer vaccine.

Series complete: current number of people who have received both Moderna or Pfizer vaccine doses or one Johnson & Johnson dose and are considered fully immunized.

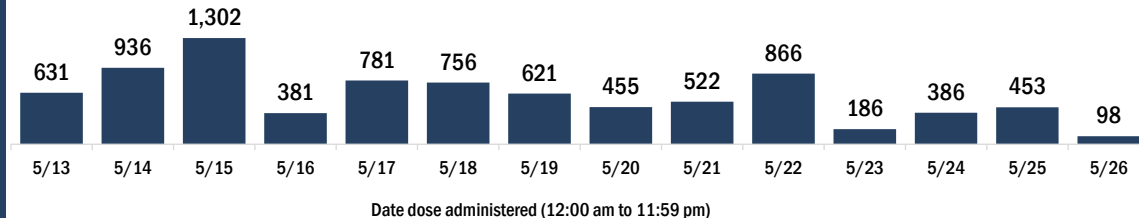
| Demographic summary | First dose | Series complete | Total people vaccinated |
|---|---------------|-----------------|-------------------------|
| Age group | 48,745 | 207,961 | 256,706 |
| 12-14 years | 1,383 | 0 | 1,383 |
| 15-24 years | 4,114 | 6,692 | 10,806 |
| 25-34 years | 3,249 | 8,394 | 11,643 |
| 35-44 years | 3,862 | 11,808 | 15,670 |
| 45-54 years | 5,185 | 18,815 | 24,000 |
| 55-64 years | 7,847 | 38,357 | 46,204 |
| 65-74 years | 11,777 | 66,099 | 77,876 |
| 75-84 years | 8,040 | 42,666 | 50,706 |
| 85+ years | 3,288 | 15,130 | 18,418 |
| Race | 48,745 | 207,961 | 256,706 |
| White | 36,642 | 162,606 | 199,248 |
| Black | 1,228 | 3,236 | 4,464 |
| American Indian/Alaskan | 193 | 722 | 915 |
| Other | 3,551 | 14,393 | 17,944 |
| Unknown | 7,131 | 27,004 | 34,135 |
| Other race includes Asian, native Hawaiian/Pacific Islander, or other. | | | |
| Ethnicity | 48,745 | 207,961 | 256,706 |
| Hispanic | 4,073 | 9,278 | 13,351 |
| Non-Hispanic | 29,390 | 136,164 | 165,554 |
| Unknown | 15,282 | 62,519 | 77,801 |
| Gender | 48,745 | 207,961 | 256,706 |
| Female | 25,778 | 115,685 | 141,463 |
| Male | 22,851 | 92,148 | 114,999 |
| Unknown | 116 | 128 | 244 |

COVID-19 doses administered for the past 2 weeks

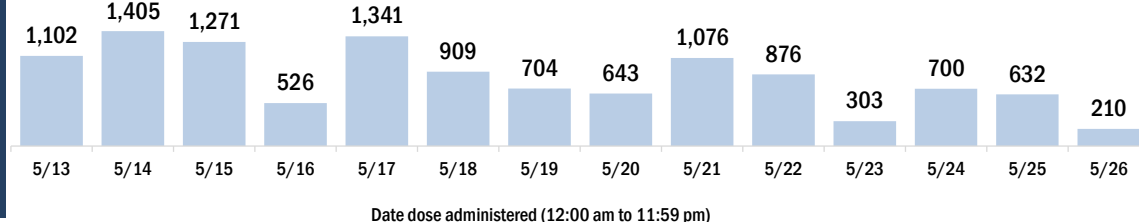


Persons vaccinated for COVID-19 for the past 2 weeks

Number of persons who received their first dose of a two-dose series of the COVID-19 vaccine



Number of persons who completed the COVID-19 vaccine series



COVID-19: Seminole County vaccine summary

Vaccination data through May 26, 2021 as of May 27, 2021 at 12:05 AM

Data in this report are provisional and subject to change.

Data in this summary pertain to COVID-19 vaccines approved by the U.S. Food and Drug Administration and have been issued an Emergency Use Authorization (Janssen COVID-19 Vaccine, Moderna COVID-19 Vaccine and Pfizer-BioNTech COVID-19 Vaccine). These data summarize the number of people who have received either their first dose or have completed the series for a COVID-19 vaccine. **A person can only be counted in one category, first dose or series complete.** For persons receiving Moderna or Pfizer vaccines, once they receive their second dose, they are moved from the first dose column to the series completed column. **Because of this, the total first dose category may show a change from report to report not matching the total receiving their first dose from the previous day.** Persons receiving Johnson & Johnson vaccines will always be counted in the series completed column.

COVID-19 doses for vaccinated persons in Florida

Doses administered 390,013

People receiving one dose of a 1-dose series (Johnson & Johnson) or receiving only one dose of a 2-dose series (Moderna, Pfizer) count once. Persons receiving both doses of a 2-dose series count twice.

Current status of persons vaccinated for COVID-19 in Florida

Total people vaccinated 219,603

First dose 34,539

Series completed 185,064

Completed 1-dose series 14,654

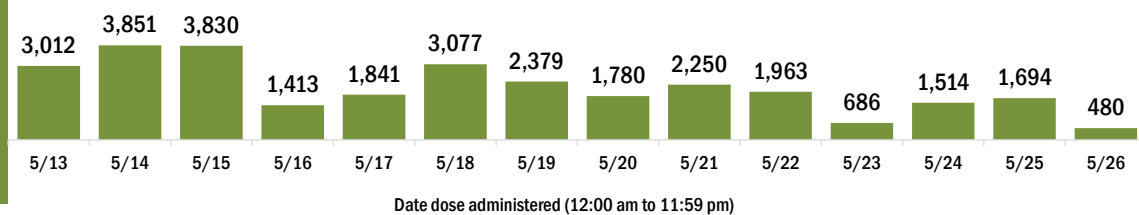
Completed 2-dose series 170,410

First dose: current number of people who have only received their first dose of the Moderna or Pfizer vaccine.

Series complete: current number of people who have received both Moderna or Pfizer vaccine doses or one Johnson & Johnson dose and are considered fully immunized.

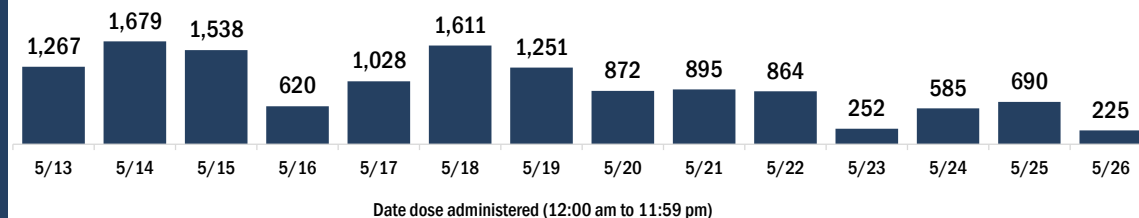
| Demographic summary | First dose | Series complete | Total people vaccinated |
|---|---------------|-----------------|-------------------------|
| Age group | 34,539 | 185,064 | 219,603 |
| 12-14 years | 3,087 | 0 | 3,087 |
| 15-24 years | 6,200 | 16,144 | 22,344 |
| 25-34 years | 5,433 | 20,472 | 25,905 |
| 35-44 years | 5,446 | 26,737 | 32,183 |
| 45-54 years | 4,929 | 30,272 | 35,201 |
| 55-64 years | 4,490 | 35,708 | 40,198 |
| 65-74 years | 2,811 | 33,420 | 36,231 |
| 75-84 years | 1,453 | 16,156 | 17,609 |
| 85+ years | 690 | 6,155 | 6,845 |
| Race | 34,539 | 185,064 | 219,603 |
| White | 19,771 | 127,863 | 147,634 |
| Black | 3,135 | 12,191 | 15,326 |
| American Indian/Alaskan | 190 | 751 | 941 |
| Other | 6,102 | 26,916 | 33,018 |
| Unknown | 5,341 | 17,343 | 22,684 |
| Other race includes Asian, native Hawaiian/Pacific Islander, or other. | | | |
| Ethnicity | 34,539 | 185,064 | 219,603 |
| Hispanic | 6,479 | 25,001 | 31,480 |
| Non-Hispanic | 15,859 | 114,906 | 130,765 |
| Unknown | 12,201 | 45,157 | 57,358 |
| Gender | 34,539 | 185,064 | 219,603 |
| Female | 18,361 | 102,282 | 120,643 |
| Male | 16,085 | 82,635 | 98,720 |
| Unknown | 93 | 147 | 240 |

COVID-19 doses administered for the past 2 weeks

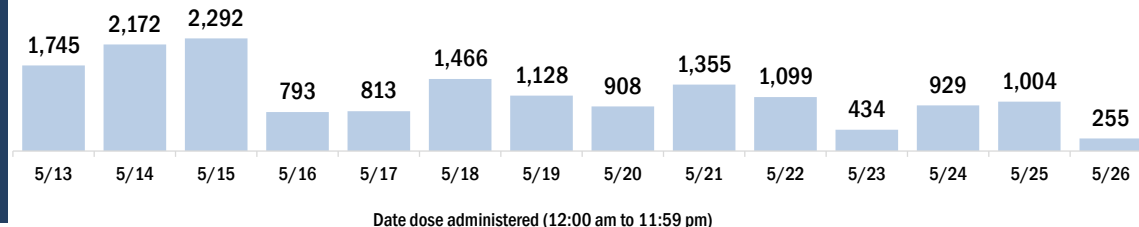


Persons vaccinated for COVID-19 for the past 2 weeks

Number of persons who received their first dose of a two-dose series of the COVID-19 vaccine



Number of persons who completed the COVID-19 vaccine series



COVID-19: St. Johns County vaccine summary

Vaccination data through May 26, 2021 as of May 27, 2021 at 12:05 AM

Data in this report are provisional and subject to change.

Data in this summary pertain to COVID-19 vaccines approved by the U.S. Food and Drug Administration and have been issued an Emergency Use Authorization (Janssen COVID-19 Vaccine, Moderna COVID-19 Vaccine and Pfizer-BioNTech COVID-19 Vaccine). These data summarize the number of people who have received either their first dose or have completed the series for a COVID-19 vaccine. **A person can only be counted in one category, first dose or series complete.** For persons receiving Moderna or Pfizer vaccines, once they receive their second dose, they are moved from the first dose column to the series completed column. **Because of this, the total first dose category may show a change from report to report not matching the total receiving their first dose from the previous day.** Persons receiving Johnson & Johnson vaccines will always be counted in the series completed column.

COVID-19 doses for vaccinated persons in Florida

Doses administered 248,702

People receiving one dose of a 1-dose series (Johnson & Johnson) or receiving only one dose of a 2-dose series (Moderna, Pfizer) count once. Persons receiving both doses of a 2-dose series count twice.

Current status of persons vaccinated for COVID-19 in Florida

Total people vaccinated 136,054

First dose 16,266

Series completed 119,788

Completed 1-dose series 7,140

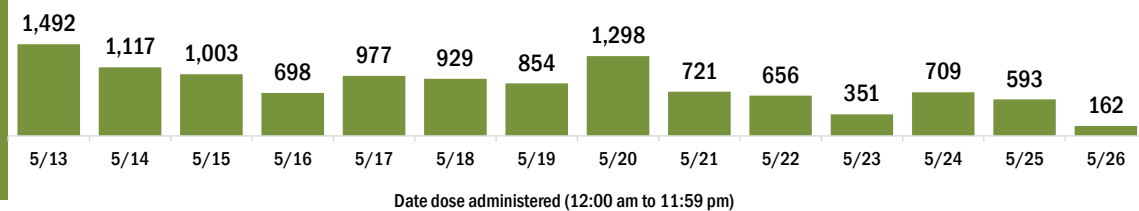
Completed 2-dose series 112,648

First dose: current number of people who have only received their first dose of the Moderna or Pfizer vaccine.

Series complete: current number of people who have received both Moderna or Pfizer vaccine doses or one Johnson & Johnson dose and are considered fully immunized.

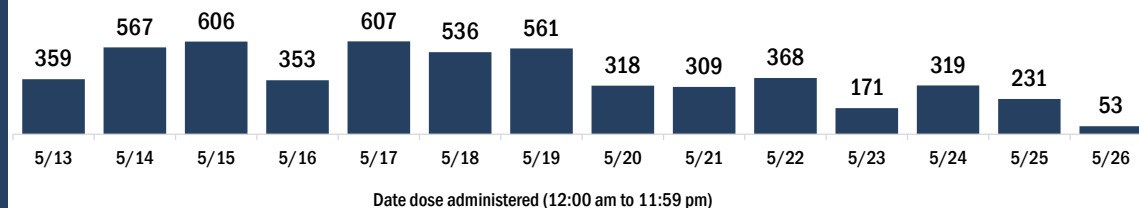
| Demographic summary | First dose | Series complete | Total people vaccinated |
|---|---------------|-----------------|-------------------------|
| Age group | 16,266 | 119,788 | 136,054 |
| 12-14 years | 1,453 | 0 | 1,453 |
| 15-24 years | 2,900 | 7,697 | 10,597 |
| 25-34 years | 1,646 | 7,640 | 9,286 |
| 35-44 years | 2,299 | 15,366 | 17,665 |
| 45-54 years | 2,351 | 18,318 | 20,669 |
| 55-64 years | 2,253 | 23,901 | 26,154 |
| 65-74 years | 1,935 | 28,719 | 30,654 |
| 75-84 years | 999 | 14,004 | 15,003 |
| 85+ years | 430 | 4,143 | 4,573 |
| Race | 16,266 | 119,788 | 136,054 |
| White | 10,351 | 88,597 | 98,948 |
| Black | 622 | 3,701 | 4,323 |
| American Indian/Alaskan | 53 | 346 | 399 |
| Other | 1,913 | 11,667 | 13,580 |
| Unknown | 3,327 | 15,477 | 18,804 |
| Other race includes Asian, native Hawaiian/Pacific Islander, or other. | | | |
| Ethnicity | 16,266 | 119,788 | 136,054 |
| Hispanic | 1,067 | 5,377 | 6,444 |
| Non-Hispanic | 8,591 | 78,950 | 87,541 |
| Unknown | 6,608 | 35,461 | 42,069 |
| Gender | 16,266 | 119,788 | 136,054 |
| Female | 8,508 | 65,647 | 74,155 |
| Male | 7,738 | 54,113 | 61,851 |
| Unknown | 20 | 28 | 48 |

COVID-19 doses administered for the past 2 weeks

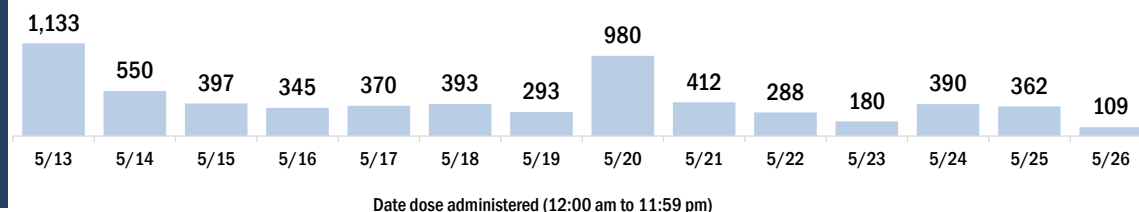


Persons vaccinated for COVID-19 for the past 2 weeks

Number of persons who received their first dose of a two-dose series of the COVID-19 vaccine



Number of persons who completed the COVID-19 vaccine series



COVID-19: St. Lucie County vaccine summary

Vaccination data through May 26, 2021 as of May 27, 2021 at 12:05 AM

Data in this report are provisional and subject to change.

Data in this summary pertain to COVID-19 vaccines approved by the U.S. Food and Drug Administration and have been issued an Emergency Use Authorization (Janssen COVID-19 Vaccine, Moderna COVID-19 Vaccine and Pfizer-BioNTech COVID-19 Vaccine). These data summarize the number of people who have received either their first dose or have completed the series for a COVID-19 vaccine. **A person can only be counted in one category, first dose or series complete.** For persons receiving Moderna or Pfizer vaccines, once they receive their second dose, they are moved from the first dose column to the series completed column. **Because of this, the total first dose category may show a change from report to report not matching the total receiving their first dose from the previous day.** Persons receiving Johnson & Johnson vaccines will always be counted in the series completed column.

COVID-19 doses for vaccinated persons in Florida

Doses administered 247,043

People receiving one dose of a 1-dose series (Johnson & Johnson) or receiving only one dose of a 2-dose series (Moderna, Pfizer) count once. Persons receiving both doses of a 2-dose series count twice.

Current status of persons vaccinated for COVID-19 in Florida

Total people vaccinated 141,546

First dose 30,571

Series completed 110,975

Completed 1-dose series 5,478

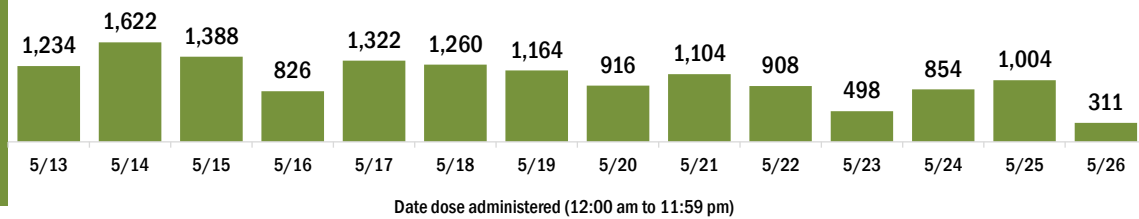
Completed 2-dose series 105,497

First dose: current number of people who have only received their first dose of the Moderna or Pfizer vaccine.

Series complete: current number of people who have received both Moderna or Pfizer vaccine doses or one Johnson & Johnson dose and are considered fully immunized.

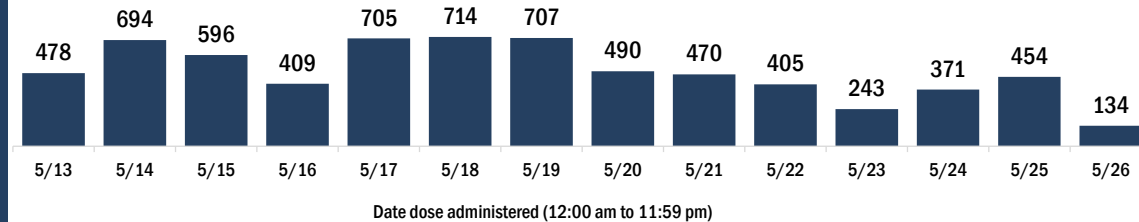
| Demographic summary | First dose | Series complete | Total people vaccinated |
|---|------------|-----------------|-------------------------|
| Age group | 30,571 | 110,975 | 141,546 |
| 12-14 years | 700 | 0 | 700 |
| 15-24 years | 2,970 | 4,472 | 7,442 |
| 25-34 years | 2,562 | 5,906 | 8,468 |
| 35-44 years | 3,298 | 8,694 | 11,992 |
| 45-54 years | 4,281 | 13,248 | 17,529 |
| 55-64 years | 5,912 | 22,988 | 28,900 |
| 65-74 years | 5,950 | 31,957 | 37,907 |
| 75-84 years | 3,600 | 18,272 | 21,872 |
| 85+ years | 1,298 | 5,438 | 6,736 |
| Race | 30,571 | 110,975 | 141,546 |
| White | 18,021 | 70,973 | 88,994 |
| Black | 3,571 | 10,322 | 13,893 |
| American Indian/Alaskan | 185 | 484 | 669 |
| Other | 3,219 | 10,566 | 13,785 |
| Unknown | 5,575 | 18,630 | 24,205 |
| Other race includes Asian, native Hawaiian/Pacific Islander, or other. | | | |
| Ethnicity | 30,571 | 110,975 | 141,546 |
| Hispanic | 4,560 | 12,086 | 16,646 |
| Non-Hispanic | 13,872 | 59,712 | 73,584 |
| Unknown | 12,139 | 39,177 | 51,316 |
| Gender | 30,571 | 110,975 | 141,546 |
| Female | 16,288 | 61,740 | 78,028 |
| Male | 14,183 | 49,162 | 63,345 |
| Unknown | 100 | 73 | 173 |

COVID-19 doses administered for the past 2 weeks

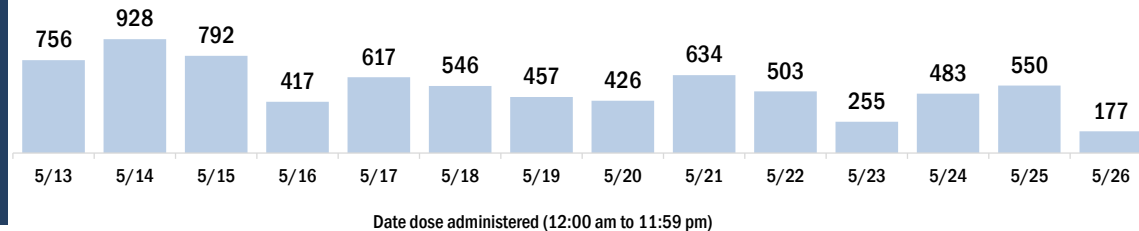


Persons vaccinated for COVID-19 for the past 2 weeks

Number of persons who received their first dose of a two-dose series of the COVID-19 vaccine



Number of persons who completed the COVID-19 vaccine series



COVID-19: Sumter County vaccine summary

Vaccination data through May 26, 2021 as of May 27, 2021 at 12:05 AM

Data in this report are provisional and subject to change.

Data in this summary pertain to COVID-19 vaccines approved by the U.S. Food and Drug Administration and have been issued an Emergency Use Authorization (Janssen COVID-19 Vaccine, Moderna COVID-19 Vaccine and Pfizer-BioNTech COVID-19 Vaccine). These data summarize the number of people who have received either their first dose or have completed the series for a COVID-19 vaccine. **A person can only be counted in one category, first dose or series complete.** For persons receiving Moderna or Pfizer vaccines, once they receive their second dose, they are moved from the first dose column to the series completed column. **Because of this, the total first dose category may show a change from report to report not matching the total receiving their first dose from the previous day.** Persons receiving Johnson & Johnson vaccines will always be counted in the series completed column.

COVID-19 doses for vaccinated persons in Florida

Doses administered 159,115

People receiving one dose of a 1-dose series (Johnson & Johnson) or receiving only one dose of a 2-dose series (Moderna, Pfizer) count once. Persons receiving both doses of a 2-dose series count twice.

Current status of persons vaccinated for COVID-19 in Florida

Total people vaccinated 86,824

First dose 9,726

Series completed 77,098

Completed 1-dose series 4,807

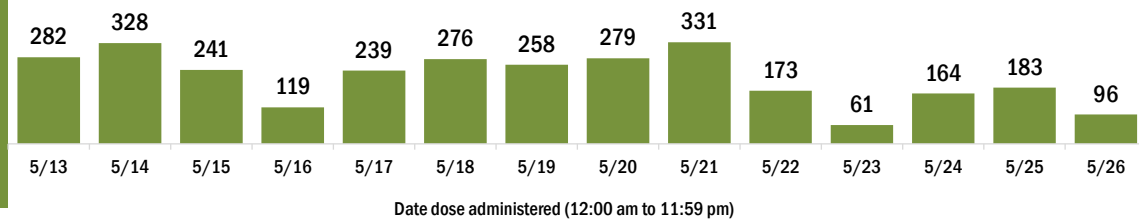
Completed 2-dose series 72,291

First dose: current number of people who have only received their first dose of the Moderna or Pfizer vaccine.

Series complete: current number of people who have received both Moderna or Pfizer vaccine doses or one Johnson & Johnson dose and are considered fully immunized.

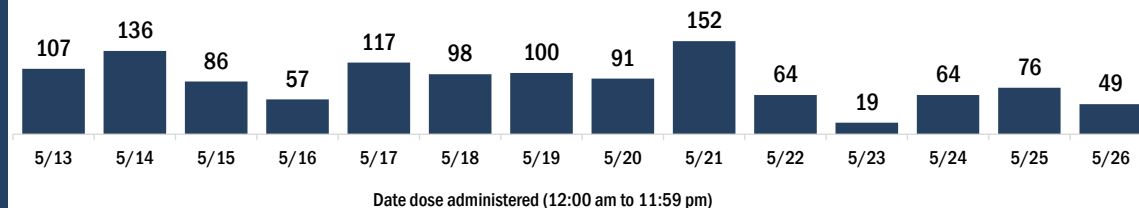
| Demographic summary | First dose | Series complete | Total people vaccinated |
|---|--------------|-----------------|-------------------------|
| Age group | 9,726 | 77,098 | 86,824 |
| 12-14 years | 102 | 0 | 102 |
| 15-24 years | 319 | 459 | 778 |
| 25-34 years | 332 | 821 | 1,153 |
| 35-44 years | 504 | 1,193 | 1,697 |
| 45-54 years | 671 | 2,351 | 3,022 |
| 55-64 years | 1,826 | 9,502 | 11,328 |
| 65-74 years | 2,941 | 34,468 | 37,409 |
| 75-84 years | 2,364 | 23,891 | 26,255 |
| 85+ years | 667 | 4,413 | 5,080 |
| Race | 9,726 | 77,098 | 86,824 |
| White | 7,394 | 64,676 | 72,070 |
| Black | 297 | 1,250 | 1,547 |
| American Indian/Alaskan | 39 | 190 | 229 |
| Other | 655 | 3,245 | 3,900 |
| Unknown | 1,341 | 7,737 | 9,078 |
| Other race includes Asian, native Hawaiian/Pacific Islander, or other. | | | |
| Ethnicity | 9,726 | 77,098 | 86,824 |
| Hispanic | 372 | 1,571 | 1,943 |
| Non-Hispanic | 6,042 | 52,554 | 58,596 |
| Unknown | 3,312 | 22,973 | 26,285 |
| Gender | 9,726 | 77,098 | 86,824 |
| Female | 5,323 | 42,561 | 47,884 |
| Male | 4,382 | 34,518 | 38,900 |
| Unknown | 21 | 19 | 40 |

COVID-19 doses administered for the past 2 weeks

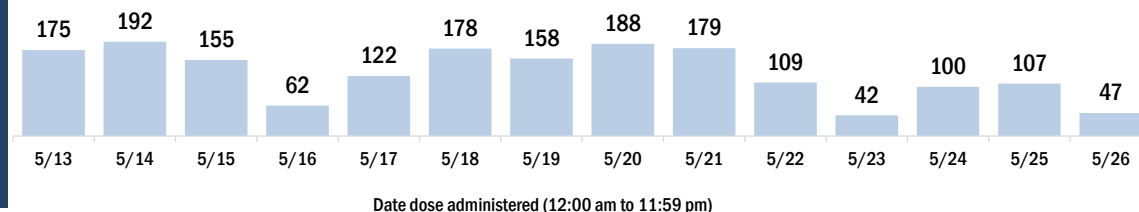


Persons vaccinated for COVID-19 for the past 2 weeks

Number of persons who received their first dose of a two-dose series of the COVID-19 vaccine



Number of persons who completed the COVID-19 vaccine series



COVID-19: Suwannee County vaccine summary

Vaccination data through May 26, 2021 as of May 27, 2021 at 12:05 AM

Data in this report are provisional and subject to change.

Data in this summary pertain to COVID-19 vaccines approved by the U.S. Food and Drug Administration and have been issued an Emergency Use Authorization (Janssen COVID-19 Vaccine, Moderna COVID-19 Vaccine and Pfizer-BioNTech COVID-19 Vaccine). These data summarize the number of people who have received either their first dose or have completed the series for a COVID-19 vaccine. **A person can only be counted in one category, first dose or series complete.** For persons receiving Moderna or Pfizer vaccines, once they receive their second dose, they are moved from the first dose column to the series completed column. **Because of this, the total first dose category may show a change from report to report not matching the total receiving their first dose from the previous day.** Persons receiving Johnson & Johnson vaccines will always be counted in the series completed column.

COVID-19 doses for vaccinated persons in Florida

Doses administered 19,210

People receiving one dose of a 1-dose series (Johnson & Johnson) or receiving only one dose of a 2-dose series (Moderna, Pfizer) count once. Persons receiving both doses of a 2-dose series count twice.

Current status of persons vaccinated for COVID-19 in Florida

Total people vaccinated 10,846

First dose 1,755

Series completed 9,091

Completed 1-dose series 727

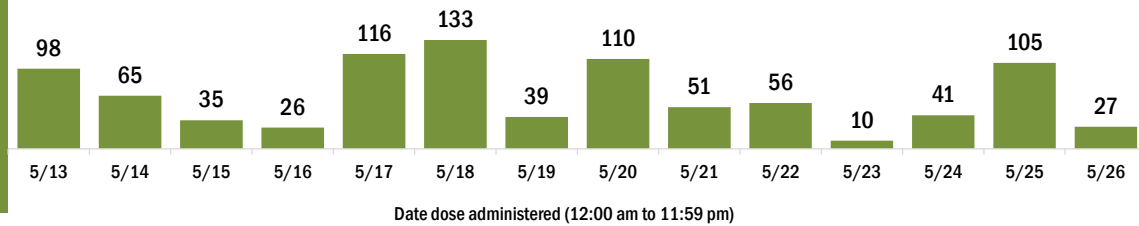
Completed 2-dose series 8,364

First dose: current number of people who have only received their first dose of the Moderna or Pfizer vaccine.

Series complete: current number of people who have received both Moderna or Pfizer vaccine doses or one Johnson & Johnson dose and are considered fully immunized.

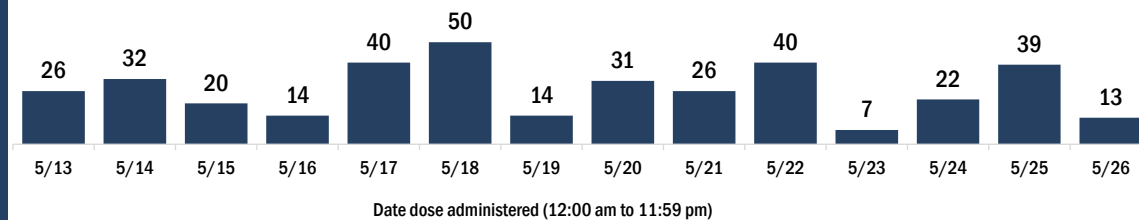
| Demographic summary | First dose | Series complete | Total people vaccinated |
|---|------------|-----------------|-------------------------|
| Age group | 1,755 | 9,091 | 10,846 |
| 12-14 years | 20 | 0 | 20 |
| 15-24 years | 164 | 278 | 442 |
| 25-34 years | 179 | 365 | 544 |
| 35-44 years | 246 | 544 | 790 |
| 45-54 years | 286 | 861 | 1,147 |
| 55-64 years | 434 | 1,969 | 2,403 |
| 65-74 years | 228 | 2,775 | 3,003 |
| 75-84 years | 143 | 1,716 | 1,859 |
| 85+ years | 55 | 583 | 638 |
| Race | 1,755 | 9,091 | 10,846 |
| White | 1,095 | 6,479 | 7,574 |
| Black | 272 | 823 | 1,095 |
| American Indian/Alaskan | 10 | 17 | 27 |
| Other | 185 | 610 | 795 |
| Unknown | 193 | 1,162 | 1,355 |
| Other race includes Asian, native Hawaiian/Pacific Islander, or other. | | | |
| Ethnicity | 1,755 | 9,091 | 10,846 |
| Hispanic | 216 | 471 | 687 |
| Non-Hispanic | 1,040 | 5,822 | 6,862 |
| Unknown | 499 | 2,798 | 3,297 |
| Gender | 1,755 | 9,091 | 10,846 |
| Female | 749 | 5,167 | 5,916 |
| Male | 1,006 | 3,924 | 4,930 |
| Unknown | 0 | 0 | 0 |

COVID-19 doses administered for the past 2 weeks

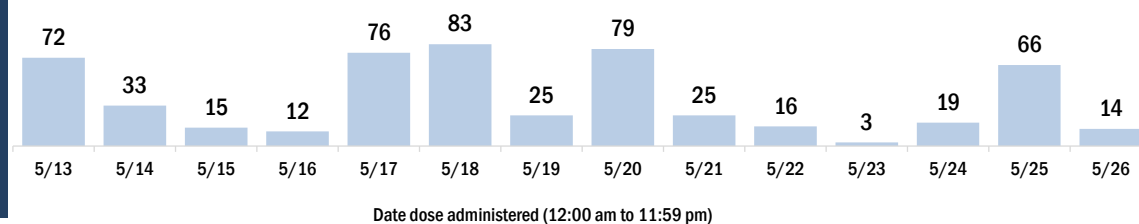


Persons vaccinated for COVID-19 for the past 2 weeks

Number of persons who received their first dose of a two-dose series of the COVID-19 vaccine



Number of persons who completed the COVID-19 vaccine series



COVID-19: Taylor County vaccine summary

Vaccination data through May 26, 2021 as of May 27, 2021 at 12:05 AM

Data in this report are provisional and subject to change.

Data in this summary pertain to COVID-19 vaccines approved by the U.S. Food and Drug Administration and have been issued an Emergency Use Authorization (Janssen COVID-19 Vaccine, Moderna COVID-19 Vaccine and Pfizer-BioNTech COVID-19 Vaccine). These data summarize the number of people who have received either their first dose or have completed the series for a COVID-19 vaccine. **A person can only be counted in one category, first dose or series complete.** For persons receiving Moderna or Pfizer vaccines, once they receive their second dose, they are moved from the first dose column to the series completed column. **Because of this, the total first dose category may show a change from report to report not matching the total receiving their first dose from the previous day.** Persons receiving Johnson & Johnson vaccines will always be counted in the series completed column.

COVID-19 doses for vaccinated persons in Florida

Doses administered 10,723

People receiving one dose of a 1-dose series (Johnson & Johnson) or receiving only one dose of a 2-dose series (Moderna, Pfizer) count once. Persons receiving both doses of a 2-dose series count twice.

Current status of persons vaccinated for COVID-19 in Florida

Total people vaccinated 6,188

First dose 1,257

Series completed 4,931

Completed 1-dose series 396

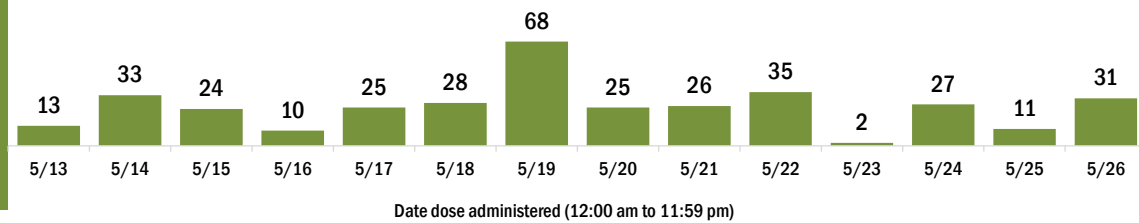
Completed 2-dose series 4,535

First dose: current number of people who have only received their first dose of the Moderna or Pfizer vaccine.

Series complete: current number of people who have received both Moderna or Pfizer vaccine doses or one Johnson & Johnson dose and are considered fully immunized.

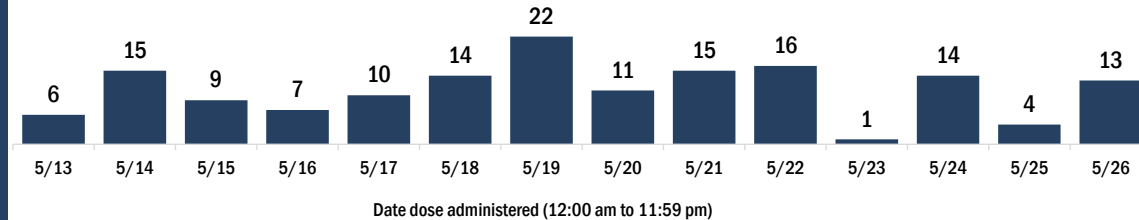
| Demographic summary | First dose | Series complete | Total people vaccinated |
|---|------------|-----------------|-------------------------|
| Age group | 1,257 | 4,931 | 6,188 |
| 12-14 years | 10 | 0 | 10 |
| 15-24 years | 60 | 93 | 153 |
| 25-34 years | 83 | 235 | 318 |
| 35-44 years | 106 | 350 | 456 |
| 45-54 years | 175 | 546 | 721 |
| 55-64 years | 290 | 1,140 | 1,430 |
| 65-74 years | 315 | 1,511 | 1,826 |
| 75-84 years | 163 | 833 | 996 |
| 85+ years | 55 | 223 | 278 |
| Race | 1,257 | 4,931 | 6,188 |
| White | 860 | 3,620 | 4,480 |
| Black | 199 | 711 | 910 |
| American Indian/Alaskan | 8 | 34 | 42 |
| Other | 64 | 317 | 381 |
| Unknown | 126 | 249 | 375 |
| Other race includes Asian, native Hawaiian/Pacific Islander, or other. | | | |
| Ethnicity | 1,257 | 4,931 | 6,188 |
| Hispanic | 19 | 102 | 121 |
| Non-Hispanic | 760 | 3,168 | 3,928 |
| Unknown | 478 | 1,661 | 2,139 |
| Gender | 1,257 | 4,931 | 6,188 |
| Female | 605 | 2,515 | 3,120 |
| Male | 651 | 2,415 | 3,066 |
| Unknown | 1 | 1 | 2 |

COVID-19 doses administered for the past 2 weeks

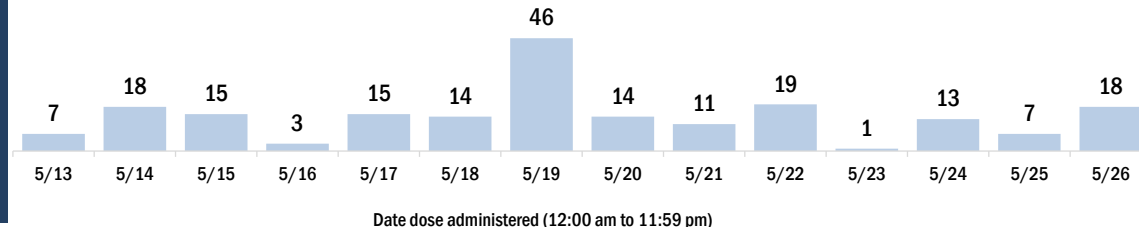


Persons vaccinated for COVID-19 for the past 2 weeks

Number of persons who received their first dose of a two-dose series of the COVID-19 vaccine



Number of persons who completed the COVID-19 vaccine series



COVID-19: Union County vaccine summary

Vaccination data through May 26, 2021 as of May 27, 2021 at 12:05 AM

Data in this report are provisional and subject to change.

Data in this summary pertain to COVID-19 vaccines approved by the U.S. Food and Drug Administration and have been issued an Emergency Use Authorization (Janssen COVID-19 Vaccine, Moderna COVID-19 Vaccine and Pfizer-BioNTech COVID-19 Vaccine). These data summarize the number of people who have received either their first dose or have completed the series for a COVID-19 vaccine. **A person can only be counted in one category, first dose or series complete.** For persons receiving Moderna or Pfizer vaccines, once they receive their second dose, they are moved from the first dose column to the series completed column. **Because of this, the total first dose category may show a change from report to report not matching the total receiving their first dose from the previous day.** Persons receiving Johnson & Johnson vaccines will always be counted in the series completed column.

COVID-19 doses for vaccinated persons in Florida

Doses administered 6,261

People receiving one dose of a 1-dose series (Johnson & Johnson) or receiving only one dose of a 2-dose series (Moderna, Pfizer) count once. Persons receiving both doses of a 2-dose series count twice.

Current status of persons vaccinated for COVID-19 in Florida

Total people vaccinated 3,528

First dose 667

Series completed 2,861

Completed 1-dose series 128

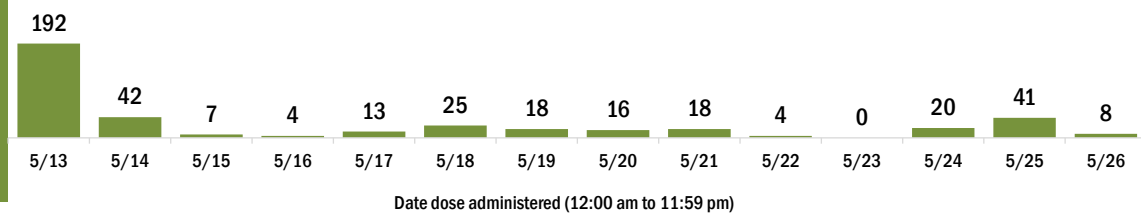
Completed 2-dose series 2,733

First dose: current number of people who have only received their first dose of the Moderna or Pfizer vaccine.

Series complete: current number of people who have received both Moderna or Pfizer vaccine doses or one Johnson & Johnson dose and are considered fully immunized.

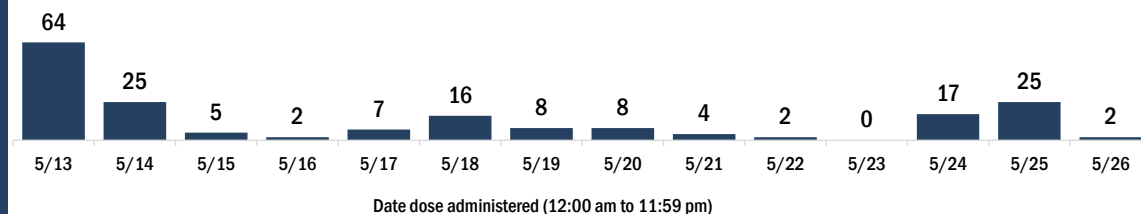
| Demographic summary | First dose | Series complete | Total people vaccinated |
|---|------------|-----------------|-------------------------|
| Age group | 667 | 2,861 | 3,528 |
| 12-14 years | 4 | 0 | 4 |
| 15-24 years | 54 | 96 | 150 |
| 25-34 years | 60 | 190 | 250 |
| 35-44 years | 126 | 286 | 412 |
| 45-54 years | 130 | 415 | 545 |
| 55-64 years | 152 | 679 | 831 |
| 65-74 years | 95 | 717 | 812 |
| 75-84 years | 39 | 376 | 415 |
| 85+ years | 7 | 102 | 109 |
| Race | 667 | 2,861 | 3,528 |
| White | 424 | 2,143 | 2,567 |
| Black | 170 | 478 | 648 |
| American Indian/Alaskan | 5 | 17 | 22 |
| Other | 46 | 172 | 218 |
| Unknown | 22 | 51 | 73 |
| Other race includes Asian, native Hawaiian/Pacific Islander, or other. | | | |
| Ethnicity | 667 | 2,861 | 3,528 |
| Hispanic | 40 | 107 | 147 |
| Non-Hispanic | 524 | 2,524 | 3,048 |
| Unknown | 103 | 230 | 333 |
| Gender | 667 | 2,861 | 3,528 |
| Female | 168 | 1,227 | 1,395 |
| Male | 494 | 1,634 | 2,128 |
| Unknown | 5 | 0 | 5 |

COVID-19 doses administered for the past 2 weeks

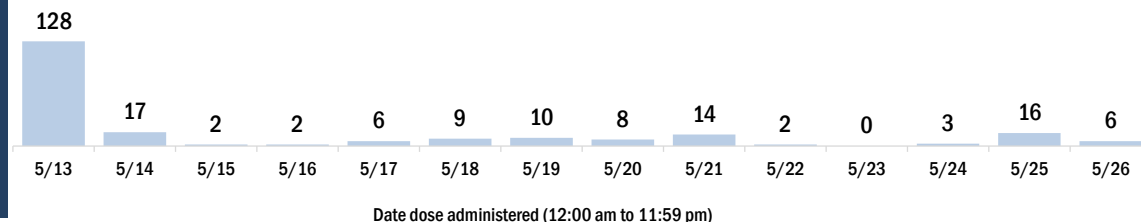


Persons vaccinated for COVID-19 for the past 2 weeks

Number of persons who received their first dose of a two-dose series of the COVID-19 vaccine



Number of persons who completed the COVID-19 vaccine series



COVID-19: Volusia County vaccine summary

Vaccination data through May 26, 2021 as of May 27, 2021 at 12:05 AM

Data in this report are provisional and subject to change.

Data in this summary pertain to COVID-19 vaccines approved by the U.S. Food and Drug Administration and have been issued an Emergency Use Authorization (Janssen COVID-19 Vaccine, Moderna COVID-19 Vaccine and Pfizer-BioNTech COVID-19 Vaccine). These data summarize the number of people who have received either their first dose or have completed the series for a COVID-19 vaccine. **A person can only be counted in one category, first dose or series complete.** For persons receiving Moderna or Pfizer vaccines, once they receive their second dose, they are moved from the first dose column to the series completed column. **Because of this, the total first dose category may show a change from report to report not matching the total receiving their first dose from the previous day.** Persons receiving Johnson & Johnson vaccines will always be counted in the series completed column.

COVID-19 doses for vaccinated persons in Florida

Doses administered 411,247

People receiving one dose of a 1-dose series (Johnson & Johnson) or receiving only one dose of a 2-dose series (Moderna, Pfizer) count once. Persons receiving both doses of a 2-dose series count twice.

Current status of persons vaccinated for COVID-19 in Florida

Total people vaccinated 237,775

First dose 42,036

Series completed 195,739

Completed 1-dose series 22,267

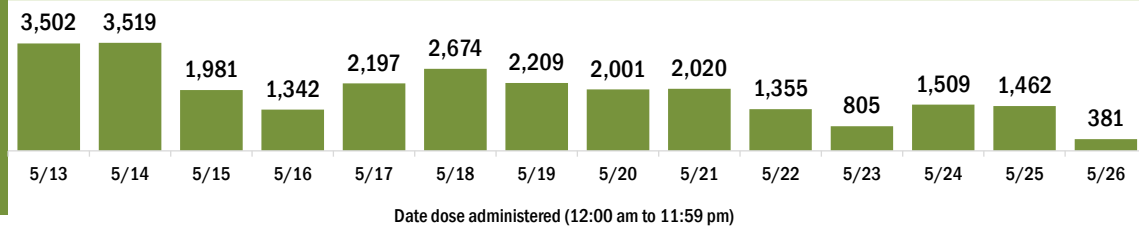
Completed 2-dose series 173,472

First dose: current number of people who have only received their first dose of the Moderna or Pfizer vaccine.

Series complete: current number of people who have received both Moderna or Pfizer vaccine doses or one Johnson & Johnson dose and are considered fully immunized.

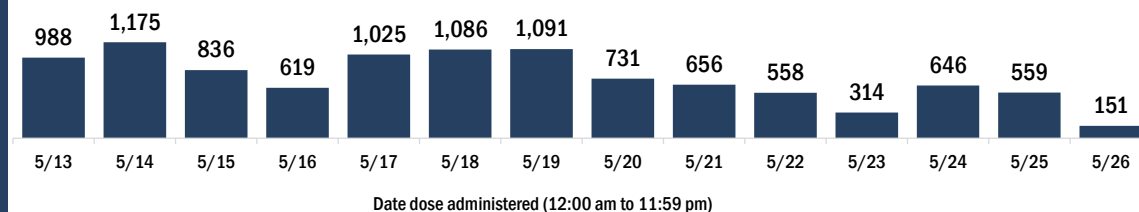
| Demographic summary | First dose | Series complete | Total people vaccinated |
|---|---------------|-----------------|-------------------------|
| Age group | 42,036 | 195,739 | 237,775 |
| 12-14 years | 1,148 | 0 | 1,148 |
| 15-24 years | 4,914 | 9,411 | 14,325 |
| 25-34 years | 4,074 | 11,308 | 15,382 |
| 35-44 years | 4,610 | 14,792 | 19,402 |
| 45-54 years | 5,829 | 22,479 | 28,308 |
| 55-64 years | 8,889 | 41,175 | 50,064 |
| 65-74 years | 7,362 | 55,394 | 62,756 |
| 75-84 years | 3,773 | 30,599 | 34,372 |
| 85+ years | 1,437 | 10,581 | 12,018 |
| Race | 42,036 | 195,739 | 237,775 |
| White | 26,055 | 129,208 | 155,263 |
| Black | 2,772 | 9,959 | 12,731 |
| American Indian/Alaskan | 183 | 656 | 839 |
| Other | 4,990 | 21,798 | 26,788 |
| Unknown | 8,036 | 34,118 | 42,154 |
| Other race includes Asian, native Hawaiian/Pacific Islander, or other. | | | |
| Ethnicity | 42,036 | 195,739 | 237,775 |
| Hispanic | 5,143 | 14,337 | 19,480 |
| Non-Hispanic | 20,966 | 103,143 | 124,109 |
| Unknown | 15,927 | 78,259 | 94,186 |
| Gender | 42,036 | 195,739 | 237,775 |
| Female | 22,222 | 107,811 | 130,033 |
| Male | 19,363 | 84,888 | 104,251 |
| Unknown | 451 | 3,040 | 3,491 |

COVID-19 doses administered for the past 2 weeks

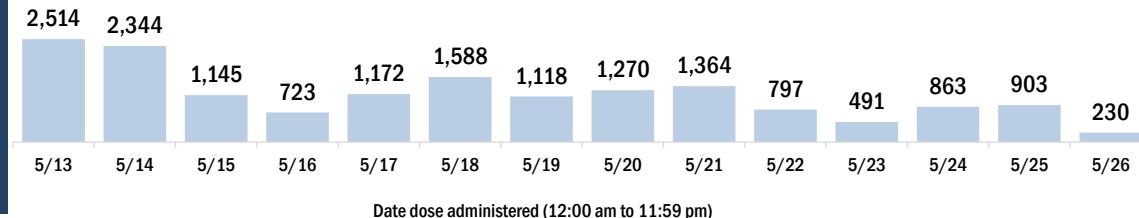


Persons vaccinated for COVID-19 for the past 2 weeks

Number of persons who received their first dose of a two-dose series of the COVID-19 vaccine



Number of persons who completed the COVID-19 vaccine series



COVID-19: Wakulla County vaccine summary

Vaccination data through May 26, 2021 as of May 27, 2021 at 12:05 AM

Data in this report are provisional and subject to change.

Data in this summary pertain to COVID-19 vaccines approved by the U.S. Food and Drug Administration and have been issued an Emergency Use Authorization (Janssen COVID-19 Vaccine, Moderna COVID-19 Vaccine and Pfizer-BioNTech COVID-19 Vaccine). These data summarize the number of people who have received either their first dose or have completed the series for a COVID-19 vaccine. **A person can only be counted in one category, first dose or series complete.** For persons receiving Moderna or Pfizer vaccines, once they receive their second dose, they are moved from the first dose column to the series completed column. **Because of this, the total first dose category may show a change from report to report not matching the total receiving their first dose from the previous day.** Persons receiving Johnson & Johnson vaccines will always be counted in the series completed column.

COVID-19 doses for vaccinated persons in Florida

Doses administered 19,771

People receiving one dose of a 1-dose series (Johnson & Johnson) or receiving only one dose of a 2-dose series (Moderna, Pfizer) count once. Persons receiving both doses of a 2-dose series count twice.

Current status of persons vaccinated for COVID-19 in Florida

Total people vaccinated 11,497

First dose 2,595

Series completed 8,902

Completed 1-dose series 628

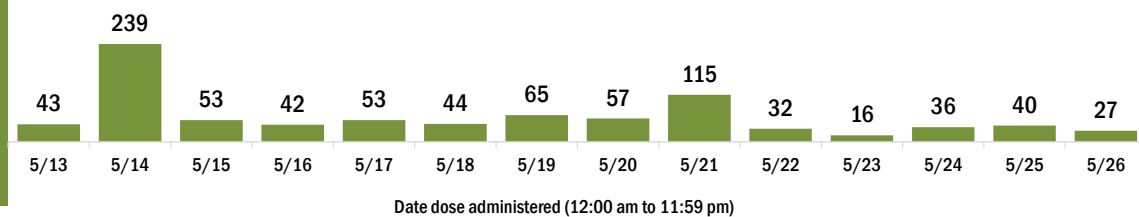
Completed 2-dose series 8,274

First dose: current number of people who have only received their first dose of the Moderna or Pfizer vaccine.

Series complete: current number of people who have received both Moderna or Pfizer vaccine doses or one Johnson & Johnson dose and are considered fully immunized.

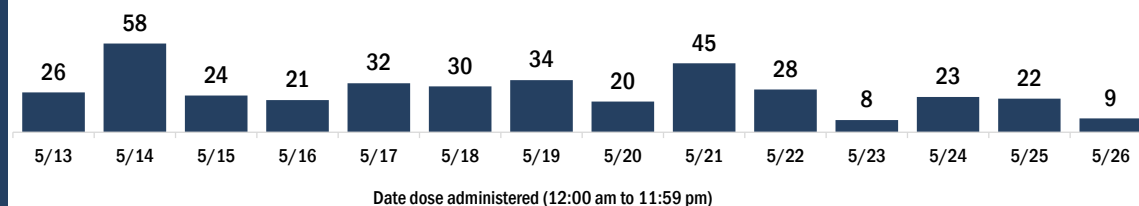
| Demographic summary | First dose | Series complete | Total people vaccinated |
|---|------------|-----------------|-------------------------|
| Age group | 2,595 | 8,902 | 11,497 |
| 12-14 years | 48 | 0 | 48 |
| 15-24 years | 180 | 362 | 542 |
| 25-34 years | 314 | 549 | 863 |
| 35-44 years | 411 | 818 | 1,229 |
| 45-54 years | 471 | 1,207 | 1,678 |
| 55-64 years | 520 | 2,013 | 2,533 |
| 65-74 years | 413 | 2,522 | 2,935 |
| 75-84 years | 181 | 1,160 | 1,341 |
| 85+ years | 57 | 271 | 328 |
| Race | 2,595 | 8,902 | 11,497 |
| White | 1,769 | 6,640 | 8,409 |
| Black | 519 | 682 | 1,201 |
| American Indian/Alaskan | 6 | 39 | 45 |
| Other | 137 | 1,084 | 1,221 |
| Unknown | 164 | 457 | 621 |
| Other race includes Asian, native Hawaiian/Pacific Islander, or other. | | | |
| Ethnicity | 2,595 | 8,902 | 11,497 |
| Hispanic | 81 | 196 | 277 |
| Non-Hispanic | 1,226 | 7,149 | 8,375 |
| Unknown | 1,288 | 1,557 | 2,845 |
| Gender | 2,595 | 8,902 | 11,497 |
| Female | 902 | 4,960 | 5,862 |
| Male | 1,692 | 3,941 | 5,633 |
| Unknown | 1 | 1 | 2 |

COVID-19 doses administered for the past 2 weeks

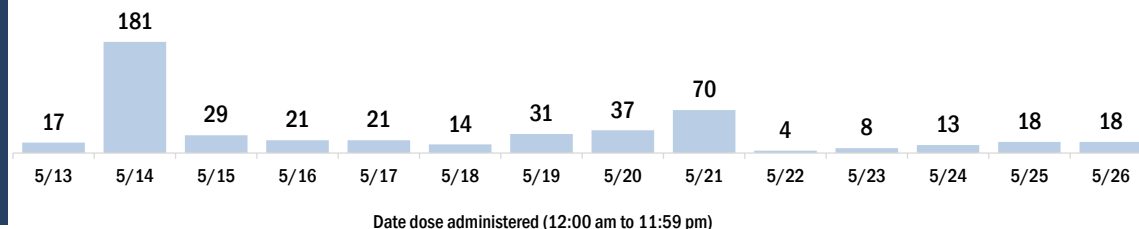


Persons vaccinated for COVID-19 for the past 2 weeks

Number of persons who received their first dose of a two-dose series of the COVID-19 vaccine



Number of persons who completed the COVID-19 vaccine series



COVID-19: Walton County vaccine summary

Vaccination data through May 26, 2021 as of May 27, 2021 at 12:05 AM

Data in this report are provisional and subject to change.

Data in this summary pertain to COVID-19 vaccines approved by the U.S. Food and Drug Administration and have been issued an Emergency Use Authorization (Janssen COVID-19 Vaccine, Moderna COVID-19 Vaccine and Pfizer-BioNTech COVID-19 Vaccine). These data summarize the number of people who have received either their first dose or have completed the series for a COVID-19 vaccine. **A person can only be counted in one category, first dose or series complete.** For persons receiving Moderna or Pfizer vaccines, once they receive their second dose, they are moved from the first dose column to the series completed column. **Because of this, the total first dose category may show a change from report to report not matching the total receiving their first dose from the previous day.** Persons receiving Johnson & Johnson vaccines will always be counted in the series completed column.

COVID-19 doses for vaccinated persons in Florida

Doses administered 47,443

People receiving one dose of a 1-dose series (Johnson & Johnson) or receiving only one dose of a 2-dose series (Moderna, Pfizer) count once. Persons receiving both doses of a 2-dose series count twice.

Current status of persons vaccinated for COVID-19 in Florida

Total people vaccinated 27,166

First dose 5,260

Series completed 21,906

Completed 1-dose series 1,629

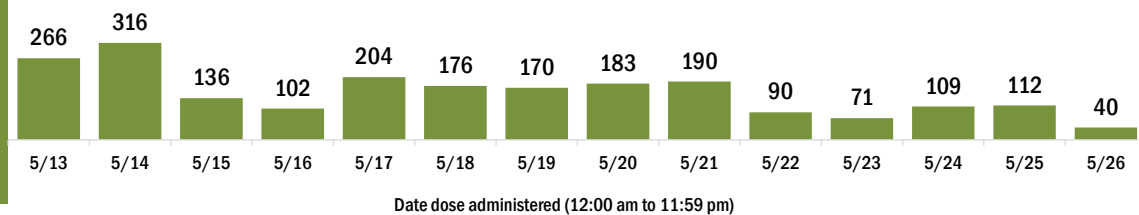
Completed 2-dose series 20,277

First dose: current number of people who have only received their first dose of the Moderna or Pfizer vaccine.

Series complete: current number of people who have received both Moderna or Pfizer vaccine doses or one Johnson & Johnson dose and are considered fully immunized.

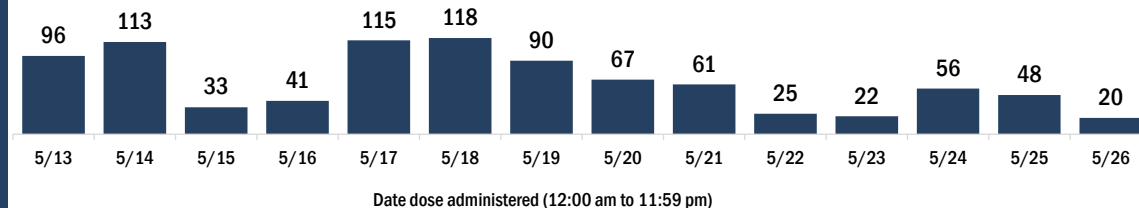
| Demographic summary | First dose | Series complete | Total people vaccinated |
|---|------------|-----------------|-------------------------|
| Age group | 5,260 | 21,906 | 27,166 |
| 12-14 years | 60 | 0 | 60 |
| 15-24 years | 442 | 646 | 1,088 |
| 25-34 years | 513 | 1,092 | 1,605 |
| 35-44 years | 631 | 1,907 | 2,538 |
| 45-54 years | 802 | 2,669 | 3,471 |
| 55-64 years | 1,106 | 5,145 | 6,251 |
| 65-74 years | 1,105 | 6,723 | 7,828 |
| 75-84 years | 483 | 2,932 | 3,415 |
| 85+ years | 118 | 792 | 910 |
| Race | 5,260 | 21,906 | 27,166 |
| White | 3,706 | 16,278 | 19,984 |
| Black | 227 | 551 | 778 |
| American Indian/Alaskan | 24 | 99 | 123 |
| Other | 366 | 1,135 | 1,501 |
| Unknown | 937 | 3,843 | 4,780 |
| Other race includes Asian, native Hawaiian/Pacific Islander, or other. | | | |
| Ethnicity | 5,260 | 21,906 | 27,166 |
| Hispanic | 333 | 699 | 1,032 |
| Non-Hispanic | 3,228 | 14,446 | 17,674 |
| Unknown | 1,699 | 6,761 | 8,460 |
| Gender | 5,260 | 21,906 | 27,166 |
| Female | 2,672 | 11,654 | 14,326 |
| Male | 2,568 | 10,249 | 12,817 |
| Unknown | 20 | 3 | 23 |

COVID-19 doses administered for the past 2 weeks

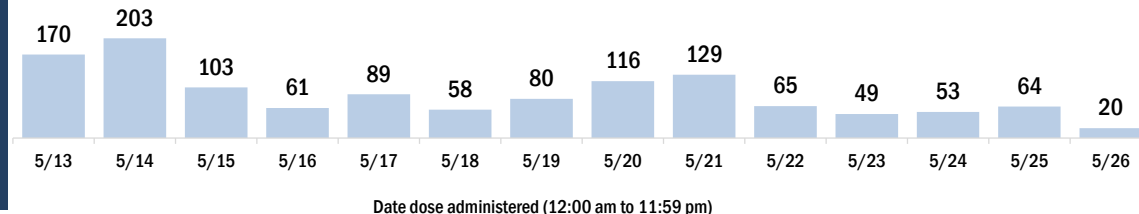


Persons vaccinated for COVID-19 for the past 2 weeks

Number of persons who received their first dose of a two-dose series of the COVID-19 vaccine



Number of persons who completed the COVID-19 vaccine series



COVID-19: Washington County vaccine summary

Vaccination data through May 26, 2021 as of May 27, 2021 at 12:05 AM

Data in this report are provisional and subject to change.

Data in this summary pertain to COVID-19 vaccines approved by the U.S. Food and Drug Administration and have been issued an Emergency Use Authorization (Janssen COVID-19 Vaccine, Moderna COVID-19 Vaccine and Pfizer-BioNTech COVID-19 Vaccine). These data summarize the number of people who have received either their first dose or have completed the series for a COVID-19 vaccine. **A person can only be counted in one category, first dose or series complete.** For persons receiving Moderna or Pfizer vaccines, once they receive their second dose, they are moved from the first dose column to the series completed column. **Because of this, the total first dose category may show a change from report to report not matching the total receiving their first dose from the previous day.** Persons receiving Johnson & Johnson vaccines will always be counted in the series completed column.

COVID-19 doses for vaccinated persons in Florida

Doses administered 11,084

People receiving one dose of a 1-dose series (Johnson & Johnson) or receiving only one dose of a 2-dose series (Moderna, Pfizer) count once. Persons receiving both doses of a 2-dose series count twice.

Current status of persons vaccinated for COVID-19 in Florida

Total people vaccinated 6,246

First dose 914

Series completed 5,332

Completed 1-dose series 494

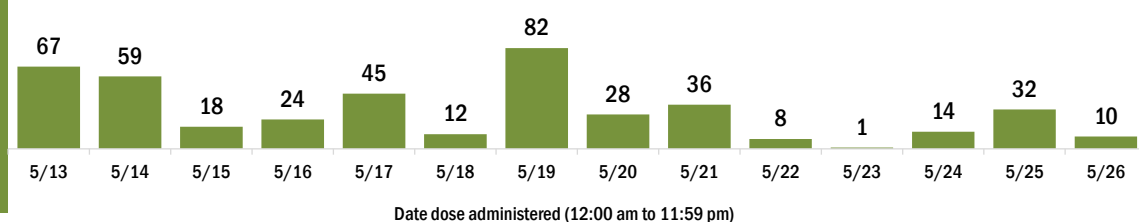
Completed 2-dose series 4,838

First dose: current number of people who have only received their first dose of the Moderna or Pfizer vaccine.

Series complete: current number of people who have received both Moderna or Pfizer vaccine doses or one Johnson & Johnson dose and are considered fully immunized.

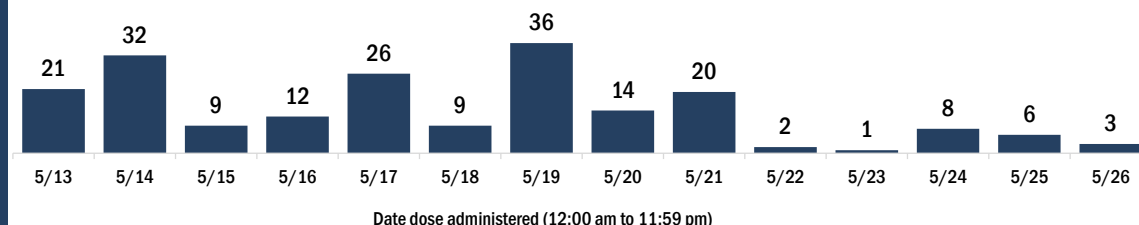
| Demographic summary | First dose | Series complete | Total people vaccinated |
|---|------------|-----------------|-------------------------|
| Age group | 914 | 5,332 | 6,246 |
| 12-14 years | 11 | 0 | 11 |
| 15-24 years | 73 | 102 | 175 |
| 25-34 years | 102 | 263 | 365 |
| 35-44 years | 121 | 430 | 551 |
| 45-54 years | 183 | 643 | 826 |
| 55-64 years | 211 | 1,297 | 1,508 |
| 65-74 years | 122 | 1,489 | 1,611 |
| 75-84 years | 64 | 833 | 897 |
| 85+ years | 27 | 275 | 302 |
| Race | 914 | 5,332 | 6,246 |
| White | 549 | 3,982 | 4,531 |
| Black | 118 | 536 | 654 |
| American Indian/Alaskan | 6 | 62 | 68 |
| Other | 46 | 239 | 285 |
| Unknown | 195 | 513 | 708 |
| Other race includes Asian, native Hawaiian/Pacific Islander, or other. | | | |
| Ethnicity | 914 | 5,332 | 6,246 |
| Hispanic | 23 | 120 | 143 |
| Non-Hispanic | 675 | 4,382 | 5,057 |
| Unknown | 216 | 830 | 1,046 |
| Gender | 914 | 5,332 | 6,246 |
| Female | 406 | 2,697 | 3,103 |
| Male | 508 | 2,635 | 3,143 |
| Unknown | 0 | 0 | 0 |

COVID-19 doses administered for the past 2 weeks



Persons vaccinated for COVID-19 for the past 2 weeks

Number of persons who received their first dose of a two-dose series of the COVID-19 vaccine



Number of persons who completed the COVID-19 vaccine series

