

COVID-19: Florida vaccine summary

Vaccination data through May 25, 2021 as of May 26, 2021 at 12:05 AM

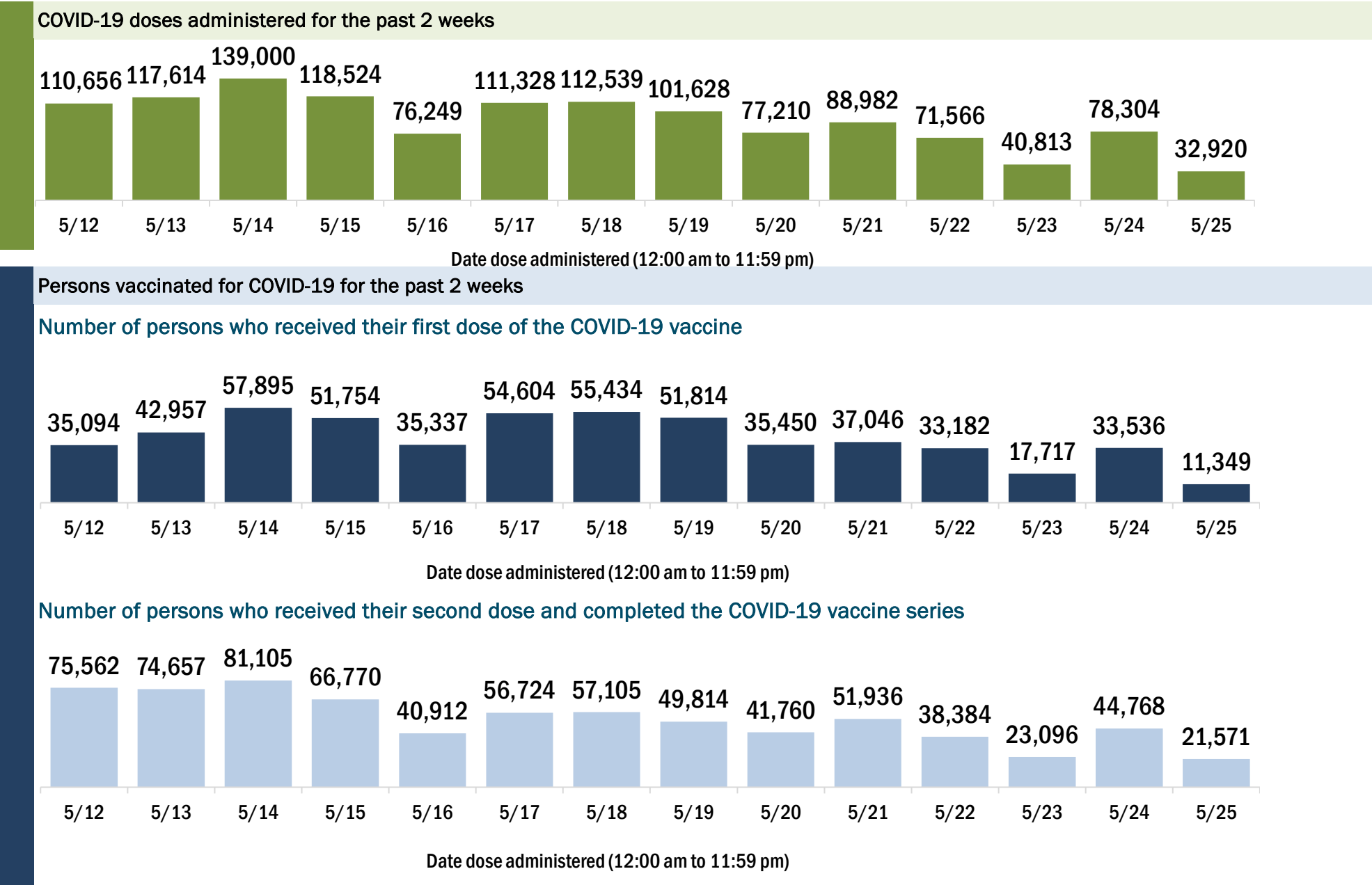
Data in this report are provisional and subject to change. Data are based on county of residence.

Data in this summary pertain to COVID-19 vaccines approved by the U.S. Food and Drug Administration and have been issued an Emergency Use Authorization (Janssen COVID-19 Vaccine, Moderna COVID-19 Vaccine and Pfizer-BioNTech COVID-19 Vaccine). These data summarize the number of people who have received either their first dose or have completed the series for a COVID-19 vaccine. **A person can only be counted in one category, first dose or series complete.** For persons receiving Moderna or Pfizer vaccines, once they receive their second dose, they are moved from the first dose column to the series completed column. **Because of this, the total first dose category may show a change from report to report not matching the total receiving their first dose from the previous day.** Persons receiving Johnson & Johnson vaccines will always be counted in the series completed column.

COVID-19 doses for vaccinated persons in Florida	
Doses administered	17,445,785
People receiving one dose of a 1-dose series (Johnson & Johnson) or receiving only one dose of a 2-dose series (Moderna, Pfizer) count once. Persons receiving both doses of a 2-dose series count twice.	

Current status of persons vaccinated for COVID-19 in Florida	
Total people vaccinated	10,123,898
First dose	2,032,885
Series completed	8,091,013
Completed 1-dose series	769,126
Completed 2-dose series	7,321,887
First dose: current number of people who have only received their first dose of the Moderna or Pfizer vaccine.	
Series complete: current number of people who have received both Moderna or Pfizer vaccine doses or one Johnson & Johnson dose and are considered fully immunized.	

Demographic summary	First dose	Series complete	Total people vaccinated
Age group	2,032,885	8,091,013	10,123,898
12-14 years	69,919	0	69,919
15-24 years	250,108	474,396	724,504
25-34 years	251,530	685,374	936,904
35-44 years	277,132	888,102	1,165,234
45-54 years	298,829	1,155,004	1,453,833
55-64 years	330,953	1,622,634	1,953,587
65-74 years	304,414	1,863,728	2,168,142
75-84 years	176,206	1,053,323	1,229,529
85+ years	73,794	348,452	422,246
Race	2,032,885	8,091,013	10,123,898
White	1,225,639	5,450,110	6,675,749
Black	173,540	553,005	726,545
American Indian/Alaskan	10,815	28,561	39,376
Other	260,049	879,653	1,139,702
Unknown	362,842	1,179,684	1,542,526
Other race includes Asian, native Hawaiian/Pacific Islander, or other.			
Ethnicity	2,032,885	8,091,013	10,123,898
Hispanic	481,421	1,313,925	1,795,346
Non-Hispanic	830,851	4,177,937	5,008,788
Unknown	720,613	2,599,151	3,319,764
Gender	2,032,885	8,091,013	10,123,898
Female	1,068,447	4,436,243	5,504,690
Male	953,832	3,642,746	4,596,578
Unknown	10,606	12,024	22,630



COVID-19: Alachua County vaccine summary

Vaccination data through May 25, 2021 as of May 26, 2021 at 12:05 AM

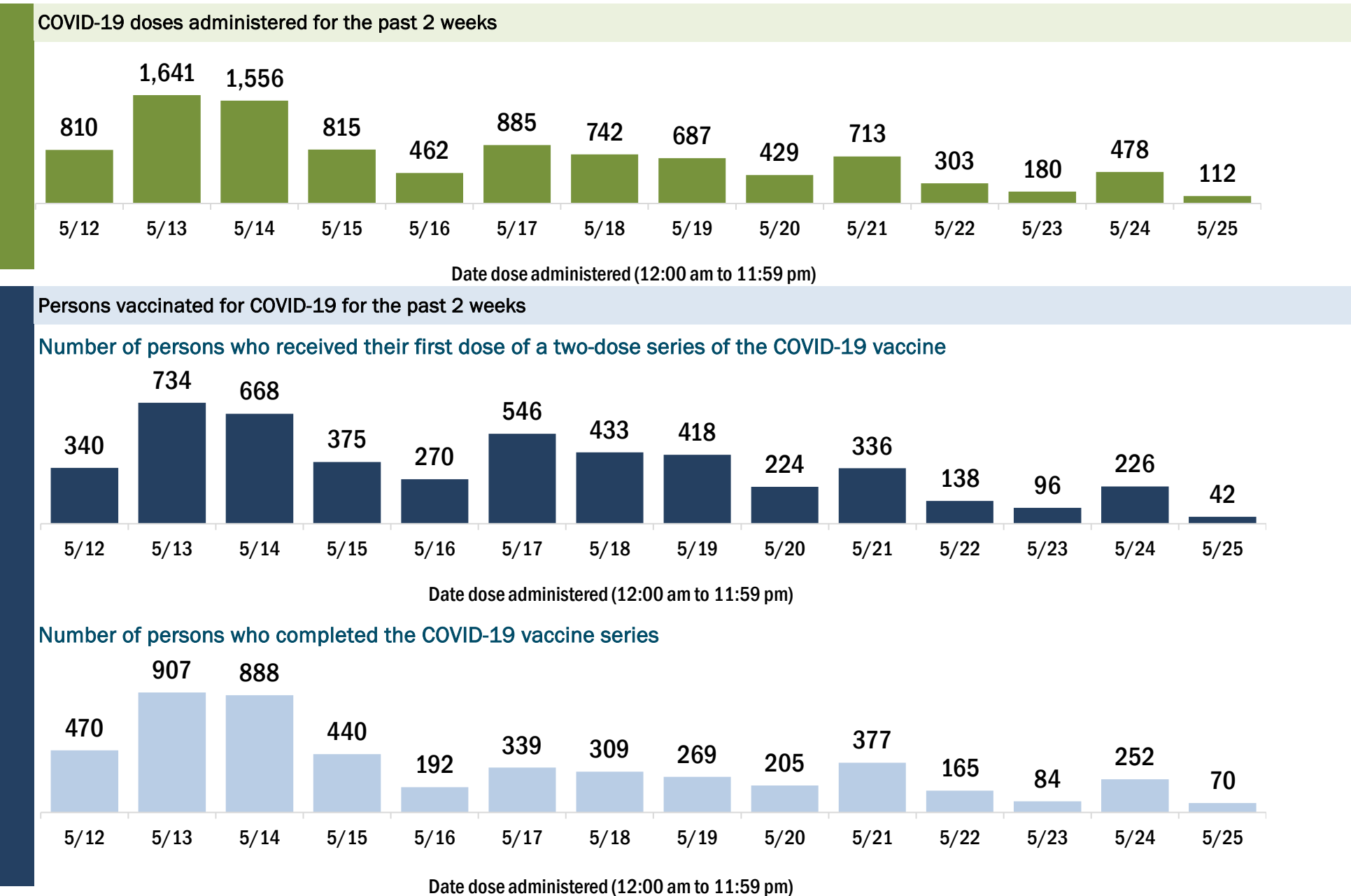
Data in this report are provisional and subject to change.

Data in this summary pertain to COVID-19 vaccines approved by the U.S. Food and Drug Administration and have been issued an Emergency Use Authorization (Janssen COVID-19 Vaccine, Moderna COVID-19 Vaccine and Pfizer-BioNTech COVID-19 Vaccine). These data summarize the number of people who have received either their first dose or have completed the series for a COVID-19 vaccine. **A person can only be counted in one category, first dose or series complete.** For persons receiving Moderna or Pfizer vaccines, once they receive their second dose, they are moved from the first dose column to the series completed column. **Because of this, the total first dose category may show a change from report to report not matching the total receiving their first dose from the previous day.** Persons receiving Johnson & Johnson vaccines will always be counted in the series completed column.

COVID-19 doses for vaccinated persons in Florida	
Doses administered	230,899
People receiving one dose of a 1-dose series (Johnson & Johnson) or receiving only one dose of a 2-dose series (Moderna, Pfizer) count once. Persons receiving both doses of a 2-dose series count twice.	

Current status of persons vaccinated for COVID-19 in Florida	
Total people vaccinated	127,773
First dose	19,572
Series completed	108,201
Completed 1-dose series	5,075
Completed 2-dose series	103,126
First dose: current number of people who have only received their first dose of the Moderna or Pfizer vaccine.	
Series complete: current number of people who have received both Moderna or Pfizer vaccine doses or one Johnson & Johnson dose and are considered fully immunized.	

Demographic summary	First dose	Series complete	Total people vaccinated
Age group	19,572	108,201	127,773
12-14 years	1,080	0	1,080
15-24 years	5,223	17,750	22,973
25-34 years	3,705	17,511	21,216
35-44 years	2,771	13,460	16,231
45-54 years	2,159	12,776	14,935
55-64 years	2,298	16,256	18,554
65-74 years	1,370	18,169	19,539
75-84 years	647	8,978	9,625
85+ years	319	3,301	3,620
Race	19,572	108,201	127,773
White	11,503	74,428	85,931
Black	2,955	10,929	13,884
American Indian/Alaskan	97	350	447
Other	3,231	17,176	20,407
Unknown	1,786	5,318	7,104
Other race includes Asian, native Hawaiian/Pacific Islander, or other.			
Ethnicity	19,572	108,201	127,773
Hispanic	2,585	10,131	12,716
Non-Hispanic	11,327	73,691	85,018
Unknown	5,660	24,379	30,039
Gender	19,572	108,201	127,773
Female	10,094	61,121	71,215
Male	9,408	47,034	56,442
Unknown	70	46	116



COVID-19: Baker County vaccine summary

Vaccination data through May 25, 2021 as of May 26, 2021 at 12:05 AM

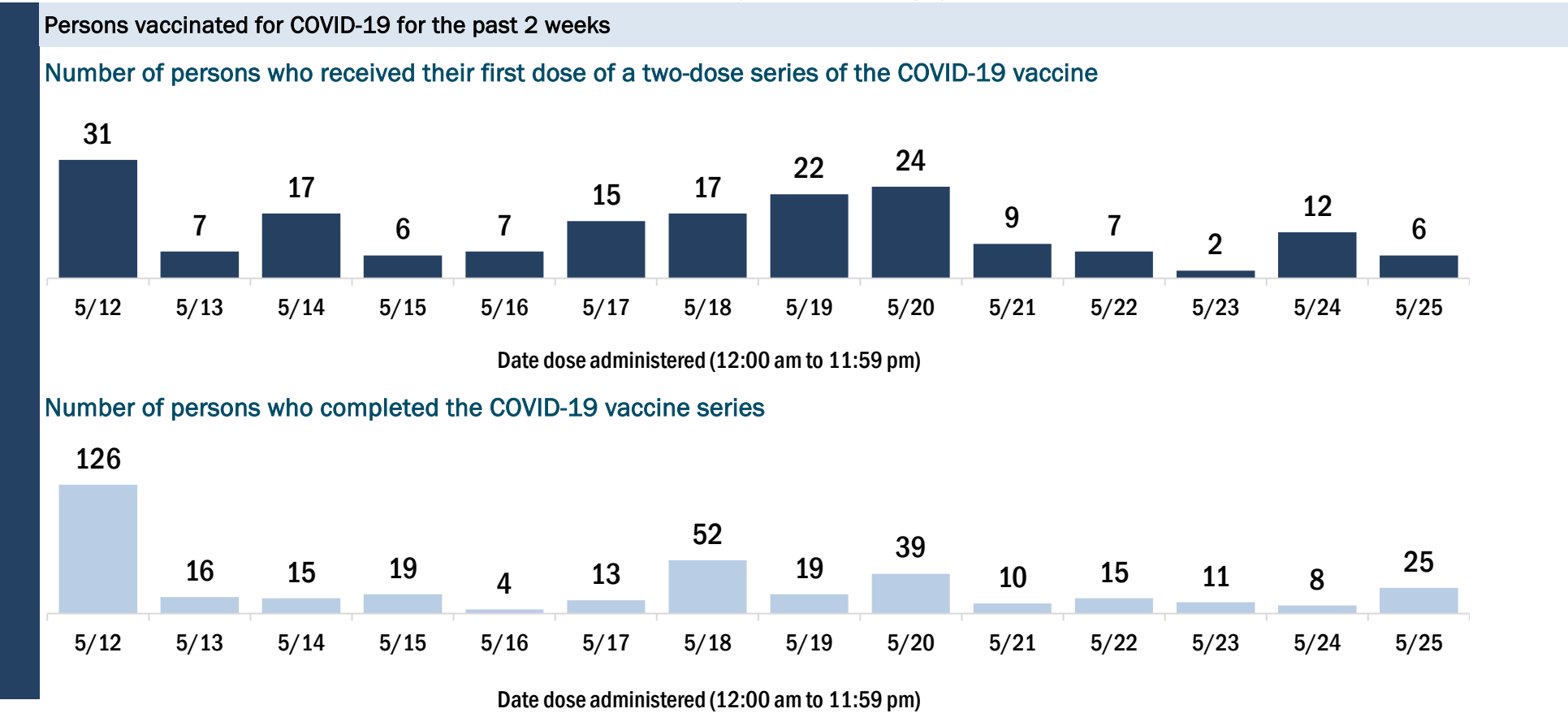
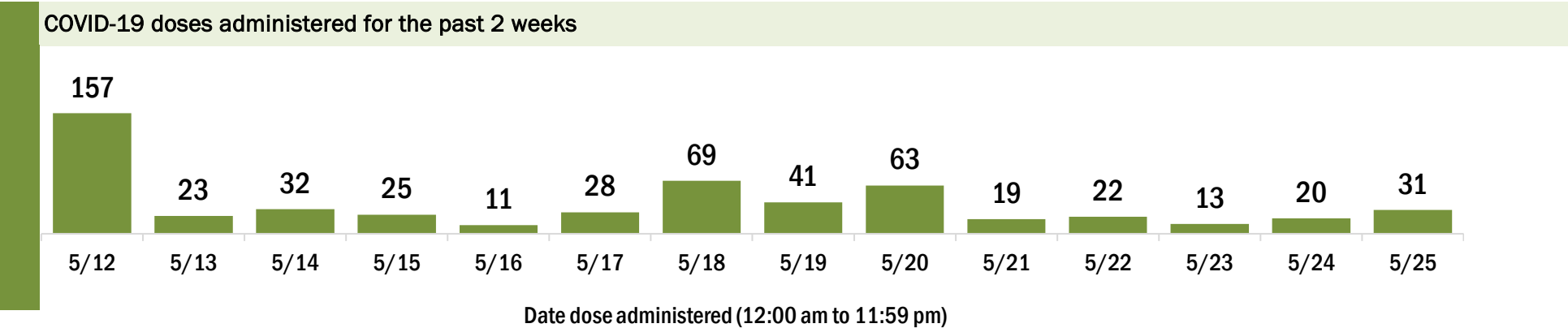
Data in this report are provisional and subject to change.

Data in this summary pertain to COVID-19 vaccines approved by the U.S. Food and Drug Administration and have been issued an Emergency Use Authorization (Janssen COVID-19 Vaccine, Moderna COVID-19 Vaccine and Pfizer-BioNTech COVID-19 Vaccine). These data summarize the number of people who have received either their first dose or have completed the series for a COVID-19 vaccine. **A person can only be counted in one category, first dose or series complete.** For persons receiving Moderna or Pfizer vaccines, once they receive their second dose, they are moved from the first dose column to the series completed column. **Because of this, the total first dose category may show a change from report to report not matching the total receiving their first dose from the previous day.** Persons receiving Johnson & Johnson vaccines will always be counted in the series completed column.

COVID-19 doses for vaccinated persons in Florida	
Doses administered	10,960
People receiving one dose of a 1-dose series (Johnson & Johnson) or receiving only one dose of a 2-dose series (Moderna, Pfizer) count once. Persons receiving both doses of a 2-dose series count twice.	

Current status of persons vaccinated for COVID-19 in Florida	
Total people vaccinated	6,358
First dose	1,542
Series completed	4,816
Completed 1-dose series	214
Completed 2-dose series	4,602
First dose: current number of people who have only received their first dose of the Moderna or Pfizer vaccine.	
Series complete: current number of people who have received both Moderna or Pfizer vaccine doses or one Johnson & Johnson dose and are considered fully immunized.	

Demographic summary	First dose	Series complete	Total people vaccinated
Age group	1,542	4,816	6,358
12-14 years	8	0	8
15-24 years	100	154	254
25-34 years	236	260	496
35-44 years	314	415	729
45-54 years	320	647	967
55-64 years	336	1,081	1,417
65-74 years	140	1,361	1,501
75-84 years	58	703	761
85+ years	30	195	225
Race	1,542	4,816	6,358
White	931	3,823	4,754
Black	446	491	937
American Indian/Alaskan	3	21	24
Other	108	257	365
Unknown	54	224	278
Other race includes Asian, native Hawaiian/Pacific Islander, or other.			
Ethnicity	1,542	4,816	6,358
Hispanic	36	119	155
Non-Hispanic	726	3,582	4,308
Unknown	780	1,115	1,895
Gender	1,542	4,816	6,358
Female	471	2,601	3,072
Male	1,063	2,213	3,276
Unknown	8	2	10



COVID-19: Bay County vaccine summary

Vaccination data through May 25, 2021 as of May 26, 2021 at 12:05 AM

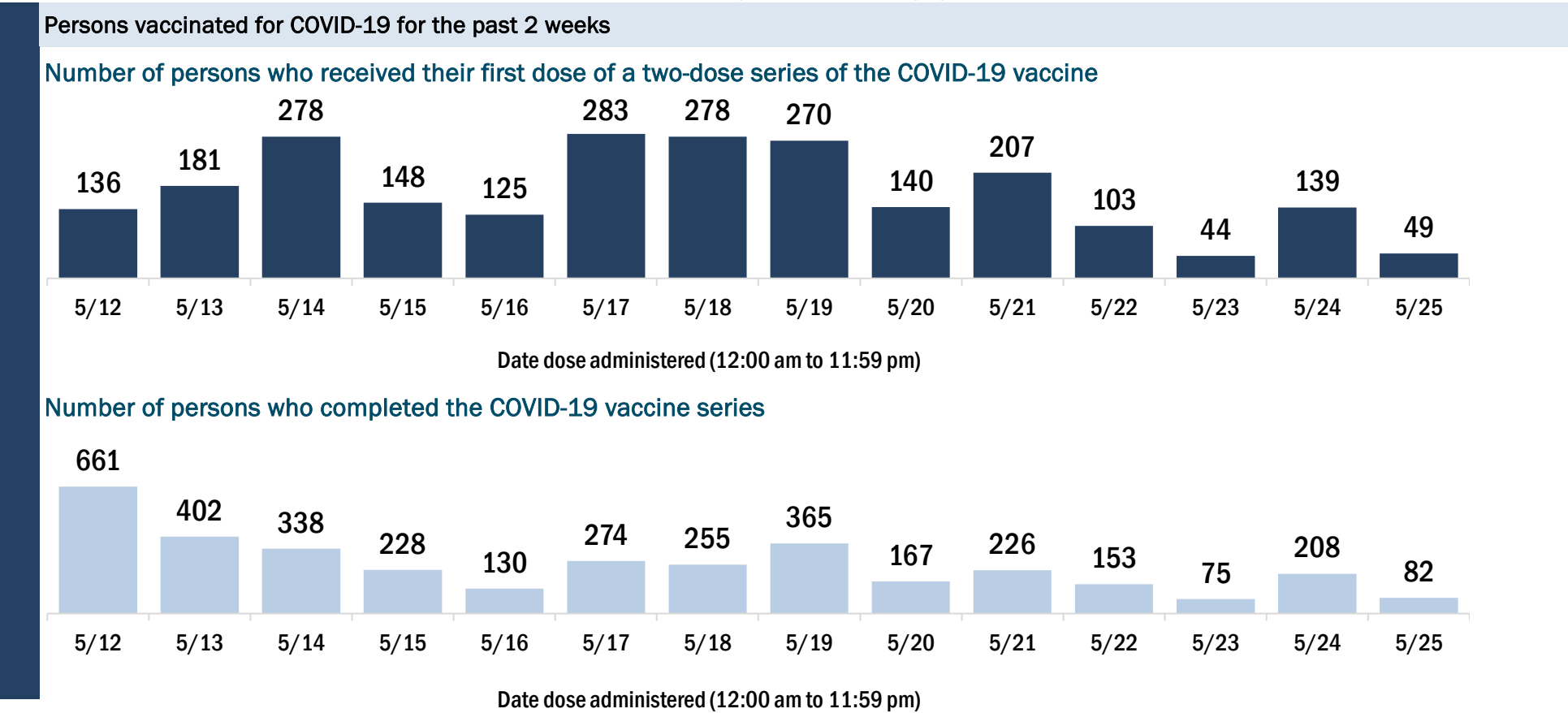
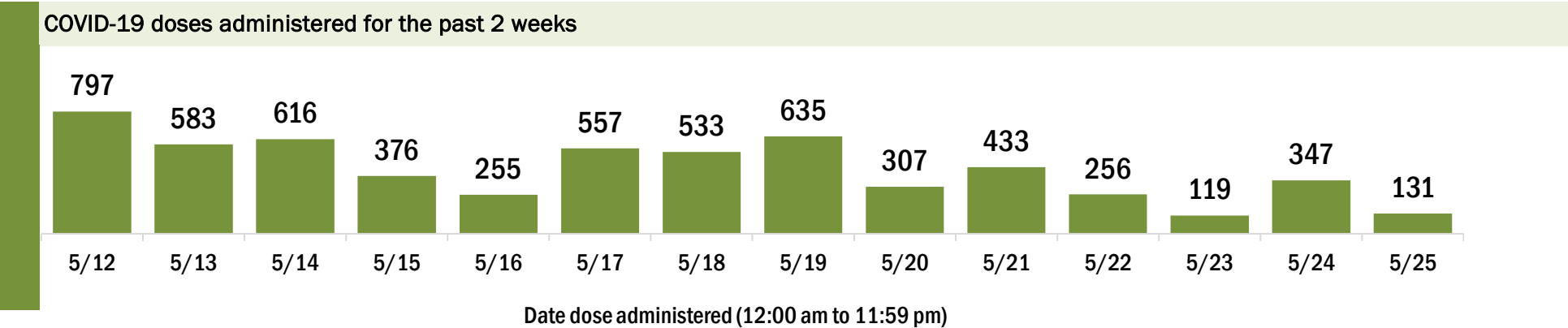
Data in this report are provisional and subject to change.

Data in this summary pertain to COVID-19 vaccines approved by the U.S. Food and Drug Administration and have been issued an Emergency Use Authorization (Janssen COVID-19 Vaccine, Moderna COVID-19 Vaccine and Pfizer-BioNTech COVID-19 Vaccine). These data summarize the number of people who have received either their first dose or have completed the series for a COVID-19 vaccine. **A person can only be counted in one category, first dose or series complete.** For persons receiving Moderna or Pfizer vaccines, once they receive their second dose, they are moved from the first dose column to the series completed column. **Because of this, the total first dose category may show a change from report to report not matching the total receiving their first dose from the previous day.** Persons receiving Johnson & Johnson vaccines will always be counted in the series completed column.

COVID-19 doses for vaccinated persons in Florida	
Doses administered	97,245
People receiving one dose of a 1-dose series (Johnson & Johnson) or receiving only one dose of a 2-dose series (Moderna, Pfizer) count once. Persons receiving both doses of a 2-dose series count twice.	

Current status of persons vaccinated for COVID-19 in Florida	
Total people vaccinated	56,603
First dose	9,650
Series completed	46,953
Completed 1-dose series	6,311
Completed 2-dose series	40,642
First dose: current number of people who have only received their first dose of the Moderna or Pfizer vaccine.	
Series complete: current number of people who have received both Moderna or Pfizer vaccine doses or one Johnson & Johnson dose and are considered fully immunized.	

Demographic summary	First dose	Series complete	Total people vaccinated
Age group	9,650	46,953	56,603
12-14 years	145	0	145
15-24 years	1,117	1,906	3,023
25-34 years	1,168	3,027	4,195
35-44 years	1,326	4,457	5,783
45-54 years	1,550	6,126	7,676
55-64 years	2,081	10,695	12,776
65-74 years	1,360	12,599	13,959
75-84 years	654	6,216	6,870
85+ years	249	1,927	2,176
Race	9,650	46,953	56,603
White	5,936	32,717	38,653
Black	808	3,058	3,866
American Indian/Alaskan	45	224	269
Other	1,292	3,946	5,238
Unknown	1,569	7,008	8,577
Other race includes Asian, native Hawaiian/Pacific Islander, or other.			
Ethnicity	9,650	46,953	56,603
Hispanic	845	2,217	3,062
Non-Hispanic	5,502	28,732	34,234
Unknown	3,303	16,004	19,307
Gender	9,650	46,953	56,603
Female	5,300	25,758	31,058
Male	4,347	21,187	25,534
Unknown	3	8	11



COVID-19: Bradford County vaccine summary

Vaccination data through May 25, 2021 as of May 26, 2021 at 12:05 AM

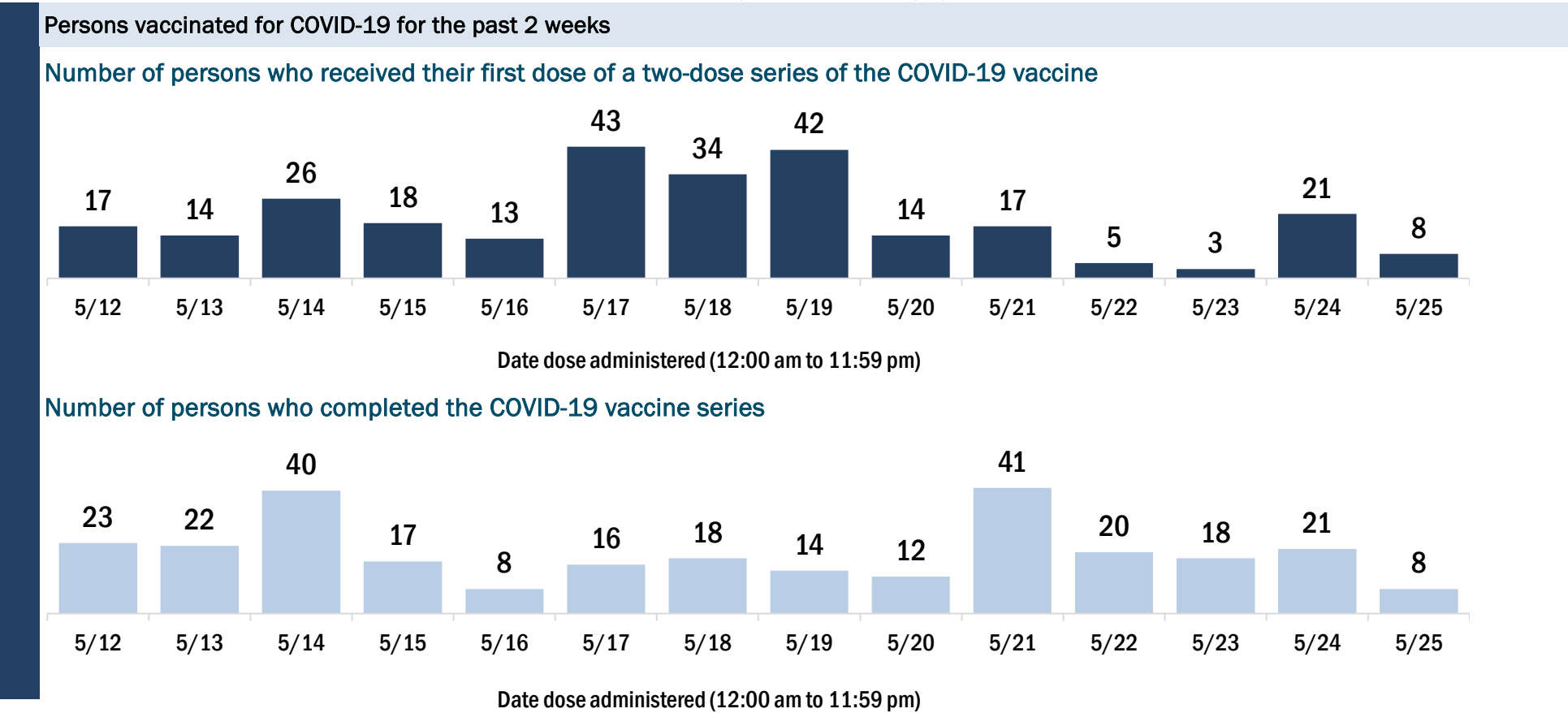
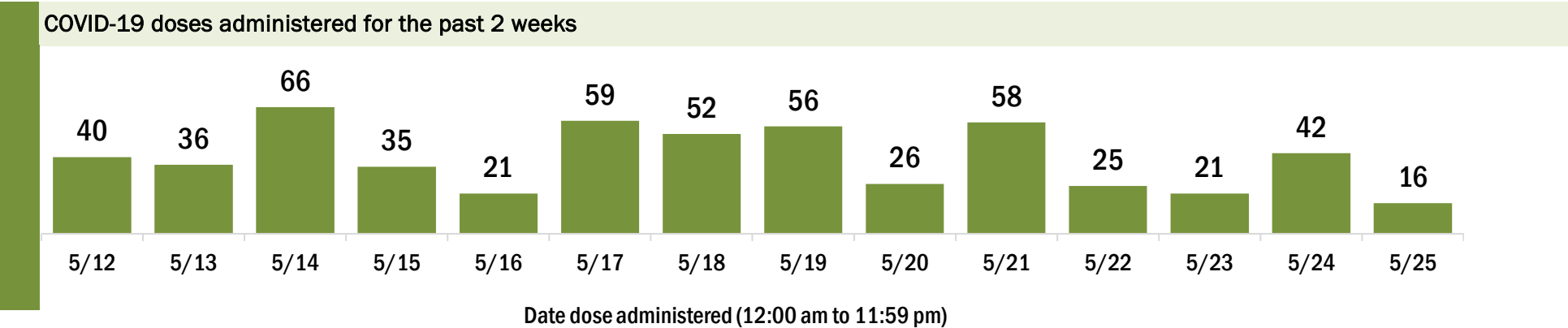
Data in this report are provisional and subject to change.

Data in this summary pertain to COVID-19 vaccines approved by the U.S. Food and Drug Administration and have been issued an Emergency Use Authorization (Janssen COVID-19 Vaccine, Moderna COVID-19 Vaccine and Pfizer-BioNTech COVID-19 Vaccine). These data summarize the number of people who have received either their first dose or have completed the series for a COVID-19 vaccine. **A person can only be counted in one category, first dose or series complete.** For persons receiving Moderna or Pfizer vaccines, once they receive their second dose, they are moved from the first dose column to the series completed column. **Because of this, the total first dose category may show a change from report to report not matching the total receiving their first dose from the previous day.** Persons receiving Johnson & Johnson vaccines will always be counted in the series completed column.

COVID-19 doses for vaccinated persons in Florida	
Doses administered	15,343
People receiving one dose of a 1-dose series (Johnson & Johnson) or receiving only one dose of a 2-dose series (Moderna, Pfizer) count once. Persons receiving both doses of a 2-dose series count twice.	

Current status of persons vaccinated for COVID-19 in Florida	
Total people vaccinated	9,417
First dose	3,081
Series completed	6,336
Completed 1-dose series	410
Completed 2-dose series	5,926
First dose: current number of people who have only received their first dose of the Moderna or Pfizer vaccine.	
Series complete: current number of people who have received both Moderna or Pfizer vaccine doses or one Johnson & Johnson dose and are considered fully immunized.	

Demographic summary	First dose	Series complete	Total people vaccinated
Age group	3,081	6,336	9,417
12-14 years	13	0	13
15-24 years	153	166	319
25-34 years	353	368	721
35-44 years	469	582	1,051
45-54 years	448	801	1,249
55-64 years	872	1,411	2,283
65-74 years	577	1,725	2,302
75-84 years	158	979	1,137
85+ years	38	304	342
Race	3,081	6,336	9,417
White	1,883	4,638	6,521
Black	983	1,029	2,012
American Indian/Alaskan	4	33	37
Other	132	460	592
Unknown	79	176	255
Other race includes Asian, native Hawaiian/Pacific Islander, or other.			
Ethnicity	3,081	6,336	9,417
Hispanic	114	164	278
Non-Hispanic	2,108	5,450	7,558
Unknown	859	722	1,581
Gender	3,081	6,336	9,417
Female	478	3,143	3,621
Male	2,602	3,193	5,795
Unknown	1	0	1



COVID-19: Brevard County vaccine summary

Vaccination data through May 25, 2021 as of May 26, 2021 at 12:05 AM

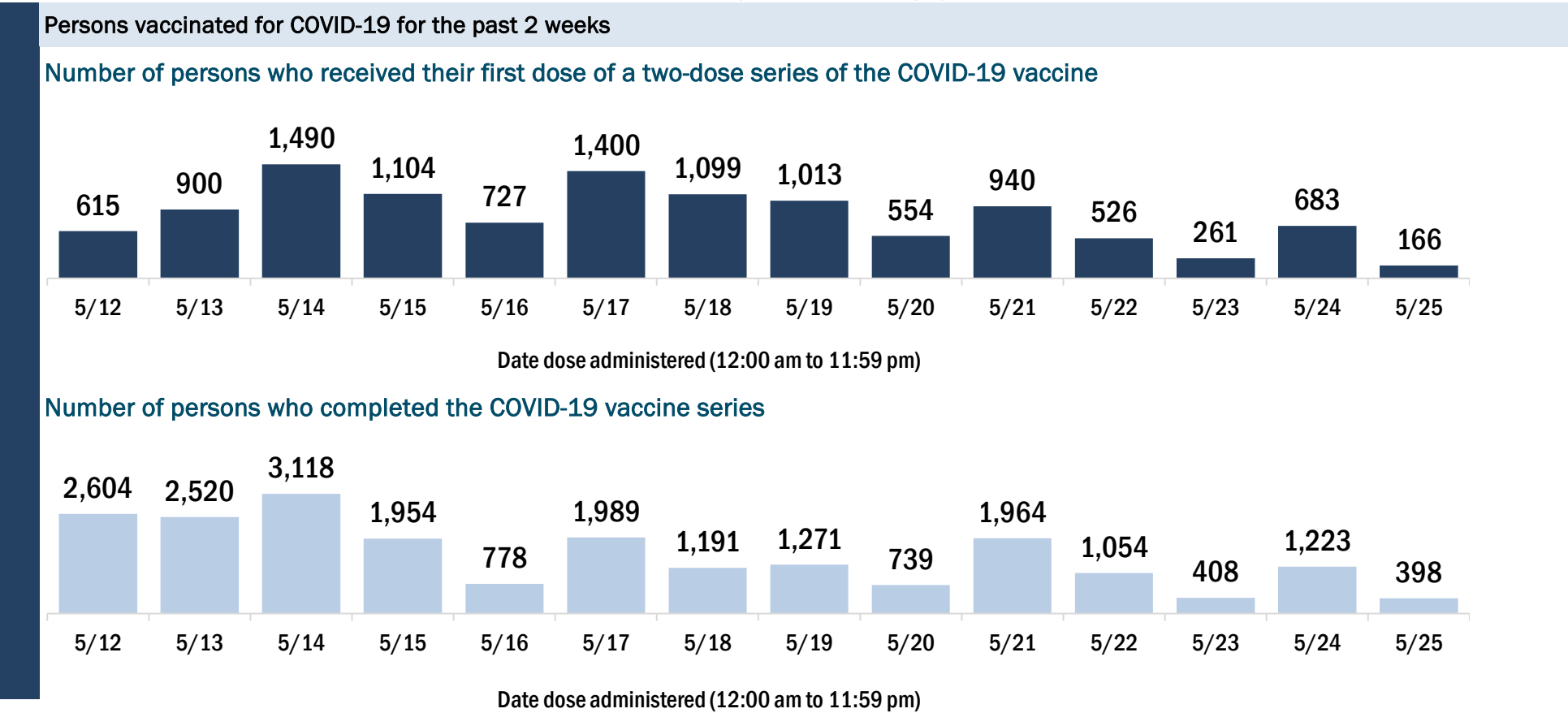
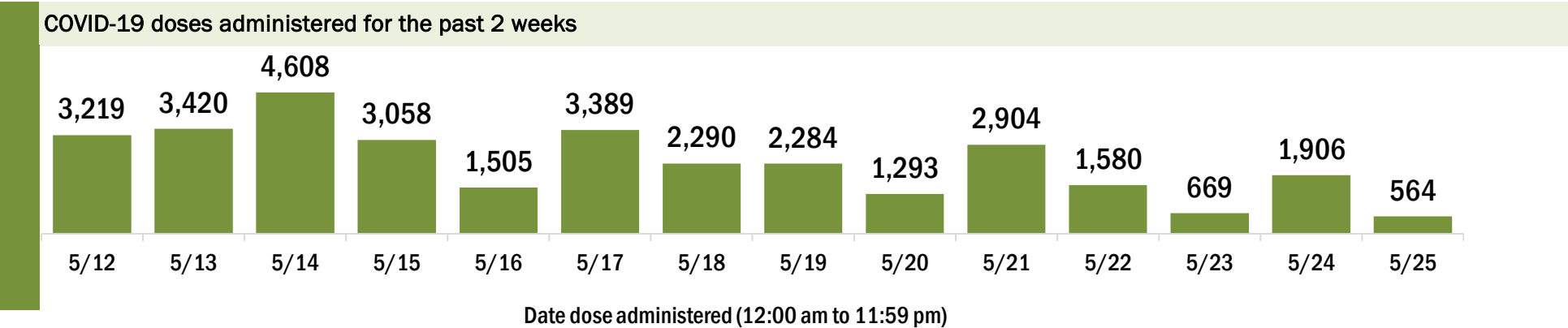
Data in this report are provisional and subject to change.

Data in this summary pertain to COVID-19 vaccines approved by the U.S. Food and Drug Administration and have been issued an Emergency Use Authorization (Janssen COVID-19 Vaccine, Moderna COVID-19 Vaccine and Pfizer-BioNTech COVID-19 Vaccine). These data summarize the number of people who have received either their first dose or have completed the series for a COVID-19 vaccine. **A person can only be counted in one category, first dose or series complete.** For persons receiving Moderna or Pfizer vaccines, once they receive their second dose, they are moved from the first dose column to the series completed column. **Because of this, the total first dose category may show a change from report to report not matching the total receiving their first dose from the previous day.** Persons receiving Johnson & Johnson vaccines will always be counted in the series completed column.

COVID-19 doses for vaccinated persons in Florida	
Doses administered	474,933
People receiving one dose of a 1-dose series (Johnson & Johnson) or receiving only one dose of a 2-dose series (Moderna, Pfizer) count once. Persons receiving both doses of a 2-dose series count twice.	

Current status of persons vaccinated for COVID-19 in Florida	
Total people vaccinated	271,957
First dose	46,307
Series completed	225,650
Completed 1-dose series	22,674
Completed 2-dose series	202,976
First dose: current number of people who have only received their first dose of the Moderna or Pfizer vaccine.	
Series complete: current number of people who have received both Moderna or Pfizer vaccine doses or one Johnson & Johnson dose and are considered fully immunized.	

Demographic summary	First dose	Series complete	Total people vaccinated
Age group	46,307	225,650	271,957
12-14 years	1,674	0	1,674
15-24 years	5,682	10,802	16,484
25-34 years	5,358	15,426	20,784
35-44 years	5,738	19,517	25,255
45-54 years	6,393	27,173	33,566
55-64 years	8,879	51,288	60,167
65-74 years	6,781	57,367	64,148
75-84 years	3,981	32,312	36,293
85+ years	1,821	11,765	13,586
Race	46,307	225,650	271,957
White	29,439	152,042	181,481
Black	3,857	12,072	15,929
American Indian/Alaskan	272	978	1,250
Other	5,119	21,454	26,573
Unknown	7,620	39,104	46,724
Other race includes Asian, native Hawaiian/Pacific Islander, or other.			
Ethnicity	46,307	225,650	271,957
Hispanic	4,276	13,494	17,770
Non-Hispanic	25,326	129,358	154,684
Unknown	16,705	82,798	99,503
Gender	46,307	225,650	271,957
Female	24,376	125,561	149,937
Male	21,812	99,851	121,663
Unknown	119	238	357



COVID-19: Broward County vaccine summary

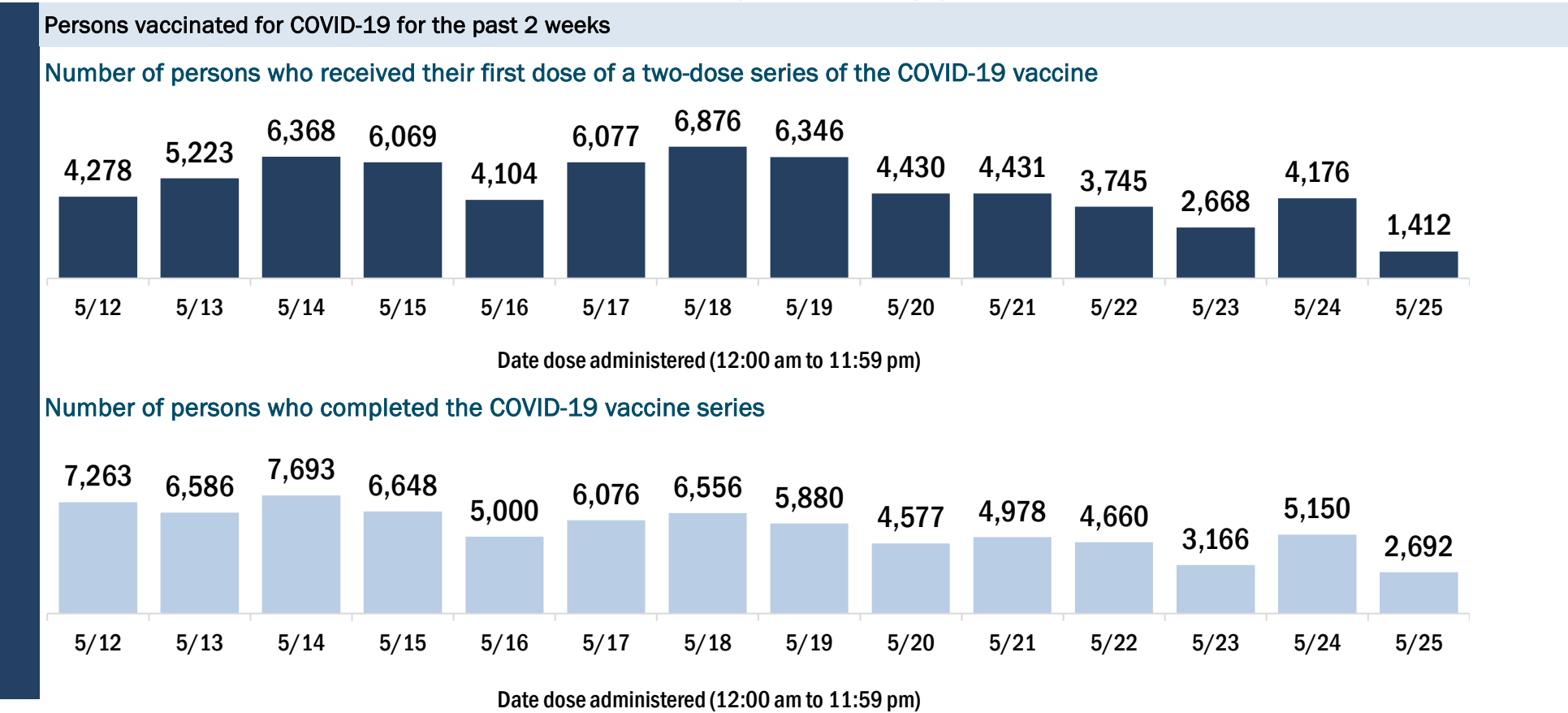
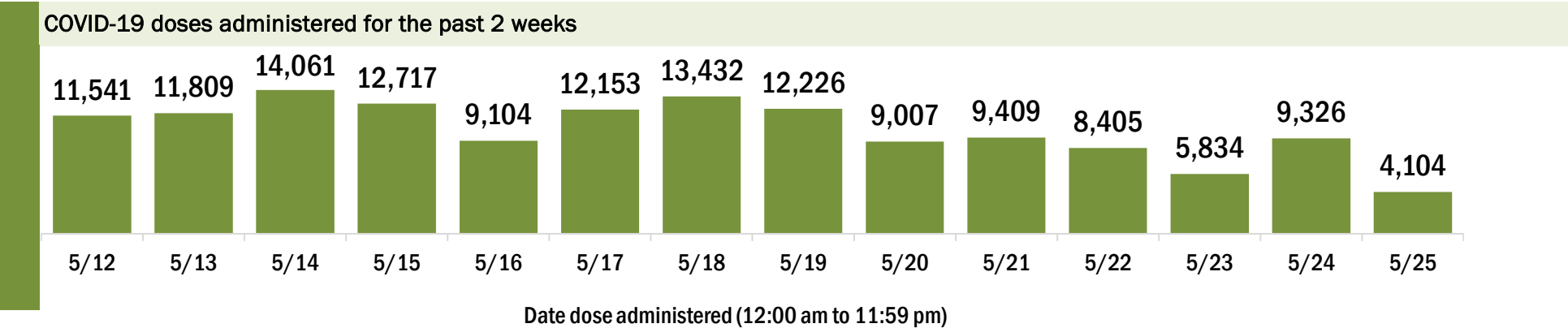
Vaccination data through May 25, 2021 as of May 26, 2021 at 12:05 AM

Data in this report are provisional and subject to change.

Data in this summary pertain to COVID-19 vaccines approved by the U.S. Food and Drug Administration and have been issued an Emergency Use Authorization (Janssen COVID-19 Vaccine, Moderna COVID-19 Vaccine and Pfizer-BioNTech COVID-19 Vaccine). These data summarize the number of people who have received either their first dose or have completed the series for a COVID-19 vaccine. **A person can only be counted in one category, first dose or series complete.** For persons receiving Moderna or Pfizer vaccines, once they receive their second dose, they are moved from the first dose column to the series completed column. **Because of this, the total first dose category may show a change from report to report not matching the total receiving their first dose from the previous day.** Persons receiving Johnson & Johnson vaccines will always be counted in the series completed column.

COVID-19 doses for vaccinated persons in Florida	
Doses administered	1,658,797
People receiving one dose of a 1-dose series (Johnson & Johnson) or receiving only one dose of a 2-dose series (Moderna, Pfizer) count once. Persons receiving both doses of a 2-dose series count twice.	

Demographic summary			
Age group	First dose	Series complete	Total people vaccinated
12-14 years	219,377	754,676	974,053
15-24 years	8,785	0	8,785
25-34 years	29,181	49,995	79,176
35-44 years	26,986	70,054	97,040
45-54 years	33,156	100,012	133,168
55-64 years	36,401	132,616	169,017
65-74 years	35,633	163,616	199,249
75-84 years	27,849	141,572	169,421
85+ years	14,520	70,977	85,497
85+ years	6,866	25,834	32,700
Race	219,377	754,676	974,053
White	119,828	458,026	577,854
Black	31,235	93,018	124,253
American Indian/Alaskan	1,203	3,101	4,304
Other	26,840	91,290	118,130
Unknown	40,271	109,241	149,512
Other race includes Asian, native Hawaiian/Pacific Islander, or other.			
Ethnicity	219,377	754,676	974,053
Hispanic	68,365	182,760	251,125
Non-Hispanic	79,445	352,970	432,415
Unknown	71,567	218,946	290,513
Gender	219,377	754,676	974,053
Female	115,468	404,468	519,936
Male	103,311	348,797	452,108
Unknown	598	1,411	2,009



COVID-19: Calhoun County vaccine summary

Vaccination data through May 25, 2021 as of May 26, 2021 at 12:05 AM

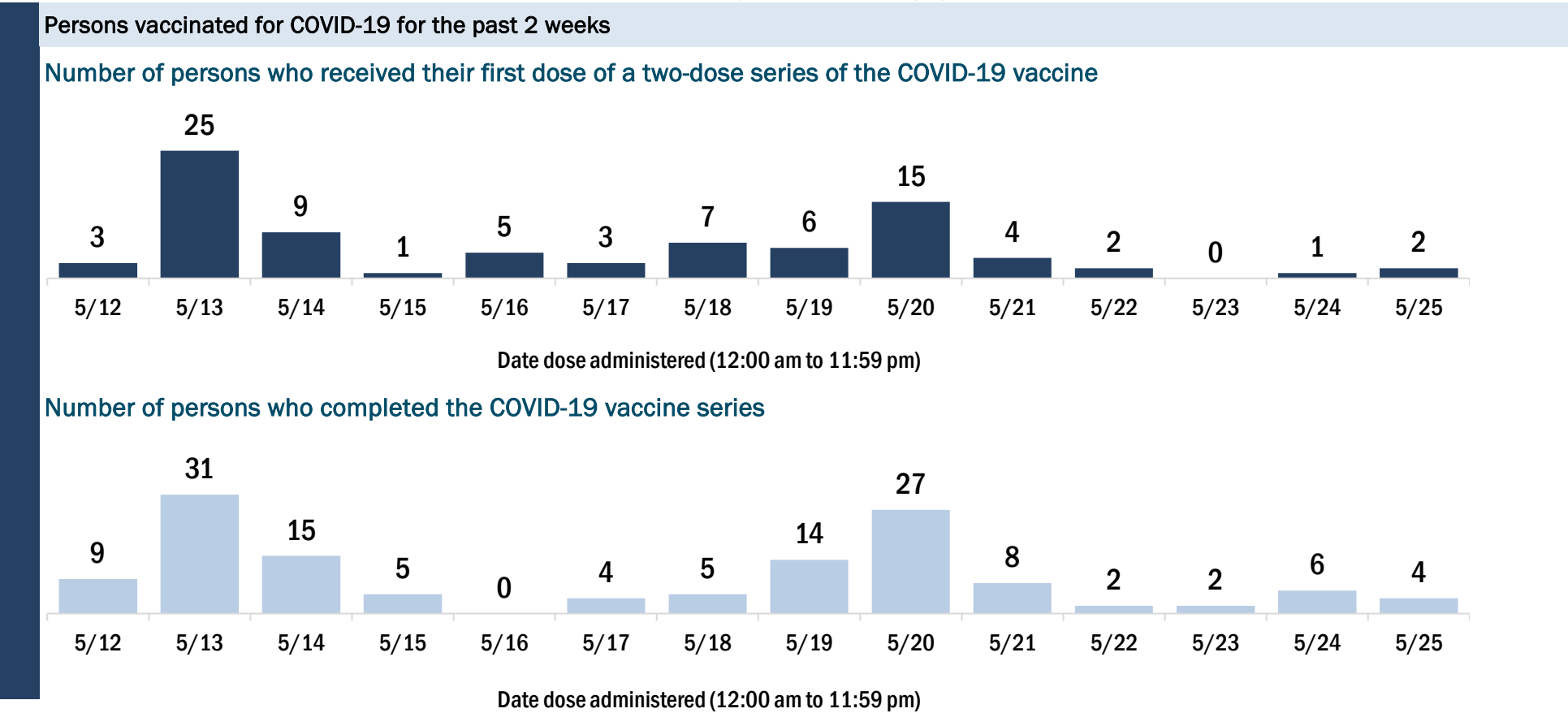
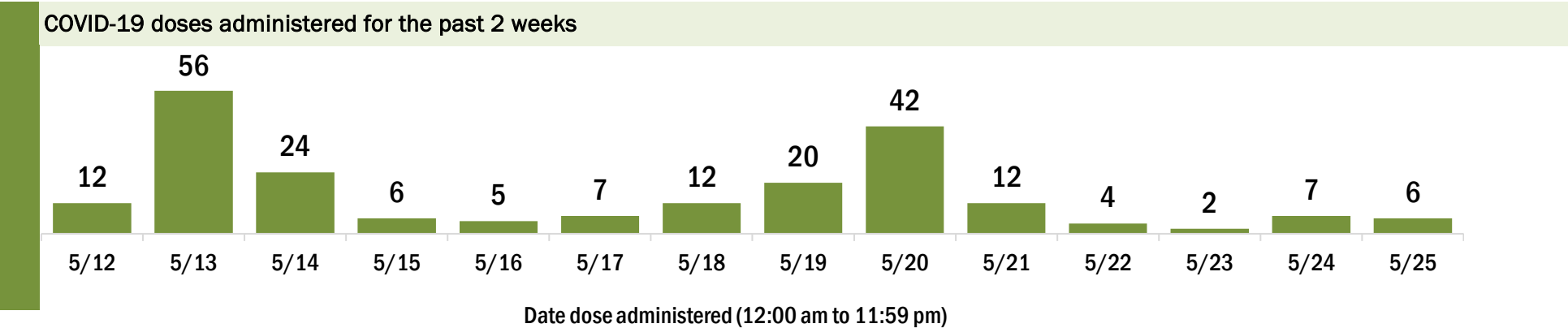
Data in this report are provisional and subject to change.

Data in this summary pertain to COVID-19 vaccines approved by the U.S. Food and Drug Administration and have been issued an Emergency Use Authorization (Janssen COVID-19 Vaccine, Moderna COVID-19 Vaccine and Pfizer-BioNTech COVID-19 Vaccine). These data summarize the number of people who have received either their first dose or have completed the series for a COVID-19 vaccine. **A person can only be counted in one category, first dose or series complete.** For persons receiving Moderna or Pfizer vaccines, once they receive their second dose, they are moved from the first dose column to the series completed column. **Because of this, the total first dose category may show a change from report to report not matching the total receiving their first dose from the previous day.** Persons receiving Johnson & Johnson vaccines will always be counted in the series completed column.

COVID-19 doses for vaccinated persons in Florida	
Doses administered	6,346
People receiving one dose of a 1-dose series (Johnson & Johnson) or receiving only one dose of a 2-dose series (Moderna, Pfizer) count once. Persons receiving both doses of a 2-dose series count twice.	

Current status of persons vaccinated for COVID-19 in Florida	
Total people vaccinated	3,539
First dose	485
Series completed	3,054
Completed 1-dose series	247
Completed 2-dose series	2,807
First dose: current number of people who have only received their first dose of the Moderna or Pfizer vaccine.	
Series complete: current number of people who have received both Moderna or Pfizer vaccine doses or one Johnson & Johnson dose and are considered fully immunized.	

Demographic summary	First dose	Series complete	Total people vaccinated
Age group	485	3,054	3,539
12-14 years	4	0	4
15-24 years	45	68	113
25-34 years	38	152	190
35-44 years	66	264	330
45-54 years	87	384	471
55-64 years	103	621	724
65-74 years	73	886	959
75-84 years	50	493	543
85+ years	19	186	205
Race	485	3,054	3,539
White	309	2,102	2,411
Black	79	339	418
American Indian/Alaskan	3	18	21
Other	44	367	411
Unknown	50	228	278
Other race includes Asian, native Hawaiian/Pacific Islander, or other.			
Ethnicity	485	3,054	3,539
Hispanic	8	58	66
Non-Hispanic	209	1,501	1,710
Unknown	268	1,495	1,763
Gender	485	3,054	3,539
Female	214	1,491	1,705
Male	271	1,562	1,833
Unknown	0	1	1



COVID-19: Charlotte County vaccine summary

Vaccination data through May 25, 2021 as of May 26, 2021 at 12:05 AM

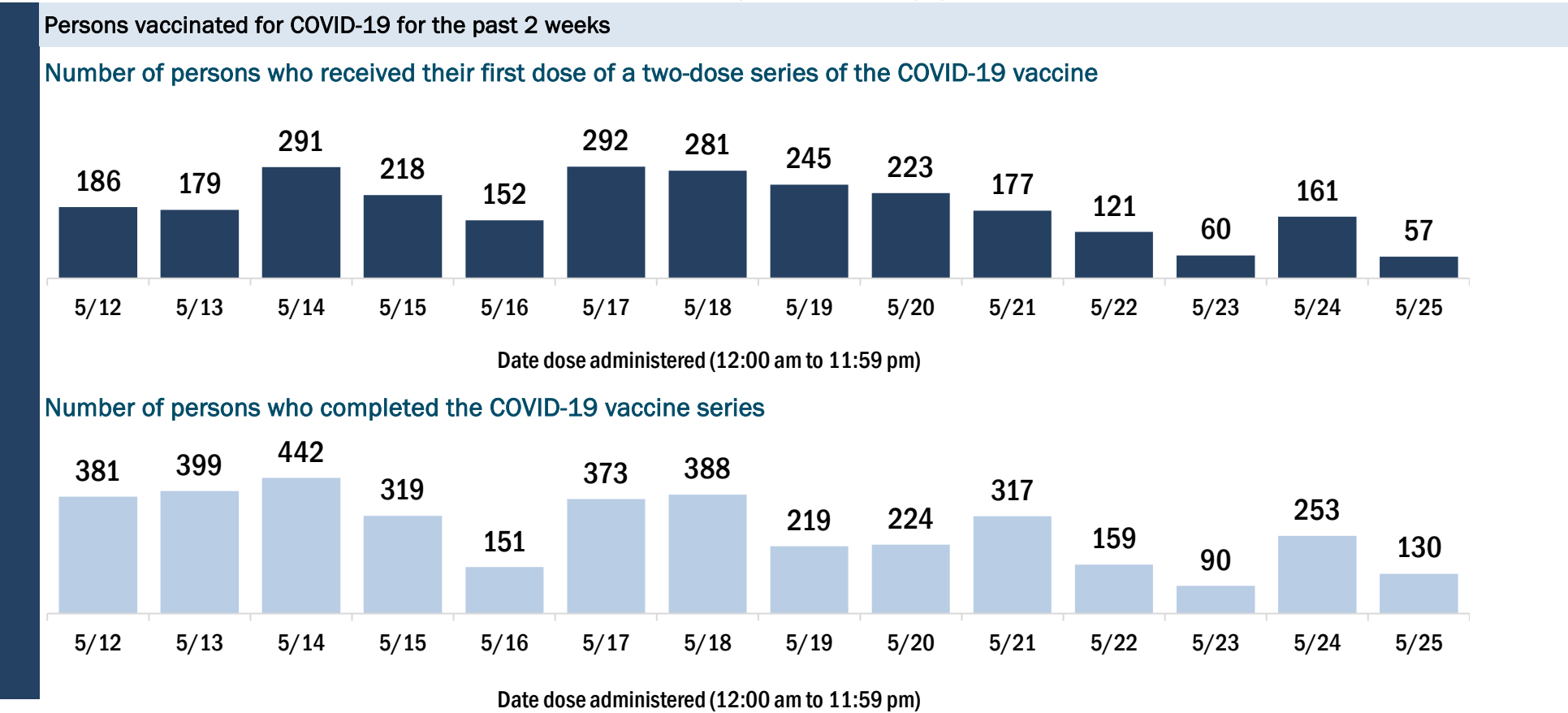
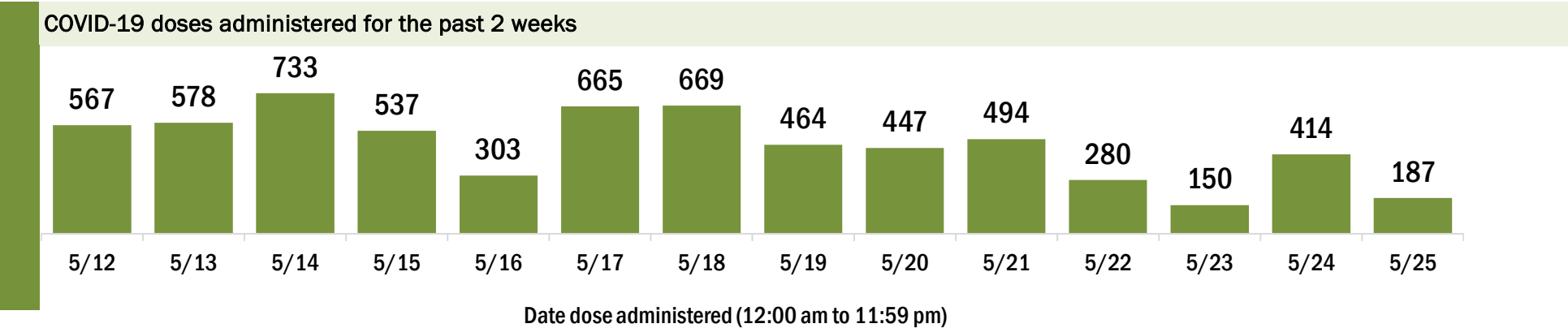
Data in this report are provisional and subject to change.

Data in this summary pertain to COVID-19 vaccines approved by the U.S. Food and Drug Administration and have been issued an Emergency Use Authorization (Janssen COVID-19 Vaccine, Moderna COVID-19 Vaccine and Pfizer-BioNTech COVID-19 Vaccine). These data summarize the number of people who have received either their first dose or have completed the series for a COVID-19 vaccine. **A person can only be counted in one category, first dose or series complete.** For persons receiving Moderna or Pfizer vaccines, once they receive their second dose, they are moved from the first dose column to the series completed column. **Because of this, the total first dose category may show a change from report to report not matching the total receiving their first dose from the previous day.** Persons receiving Johnson & Johnson vaccines will always be counted in the series completed column.

COVID-19 doses for vaccinated persons in Florida	
Doses administered	187,585
People receiving one dose of a 1-dose series (Johnson & Johnson) or receiving only one dose of a 2-dose series (Moderna, Pfizer) count once. Persons receiving both doses of a 2-dose series count twice.	

Current status of persons vaccinated for COVID-19 in Florida	
Total people vaccinated	108,647
First dose	23,063
Series completed	85,584
Completed 1-dose series	6,646
Completed 2-dose series	78,938
First dose: current number of people who have only received their first dose of the Moderna or Pfizer vaccine.	
Series complete: current number of people who have received both Moderna or Pfizer vaccine doses or one Johnson & Johnson dose and are considered fully immunized.	

Demographic summary	First dose	Series complete	Total people vaccinated
Age group	23,063	85,584	108,647
12-14 years	205	0	205
15-24 years	1,105	1,590	2,695
25-34 years	1,077	2,235	3,312
35-44 years	1,326	3,184	4,510
45-54 years	2,225	6,248	8,473
55-64 years	4,991	16,805	21,796
65-74 years	6,507	31,490	37,997
75-84 years	4,189	18,561	22,750
85+ years	1,438	5,471	6,909
Race	23,063	85,584	108,647
White	17,192	64,859	82,051
Black	796	1,883	2,679
American Indian/Alaskan	150	346	496
Other	1,690	5,741	7,431
Unknown	3,235	12,755	15,990
Other race includes Asian, native Hawaiian/Pacific Islander, or other.			
Ethnicity	23,063	85,584	108,647
Hispanic	1,111	2,656	3,767
Non-Hispanic	13,322	51,909	65,231
Unknown	8,630	31,019	39,649
Gender	23,063	85,584	108,647
Female	12,113	47,086	59,199
Male	10,916	38,469	49,385
Unknown	34	29	63



COVID-19: Citrus County vaccine summary

Vaccination data through May 25, 2021 as of May 26, 2021 at 12:05 AM

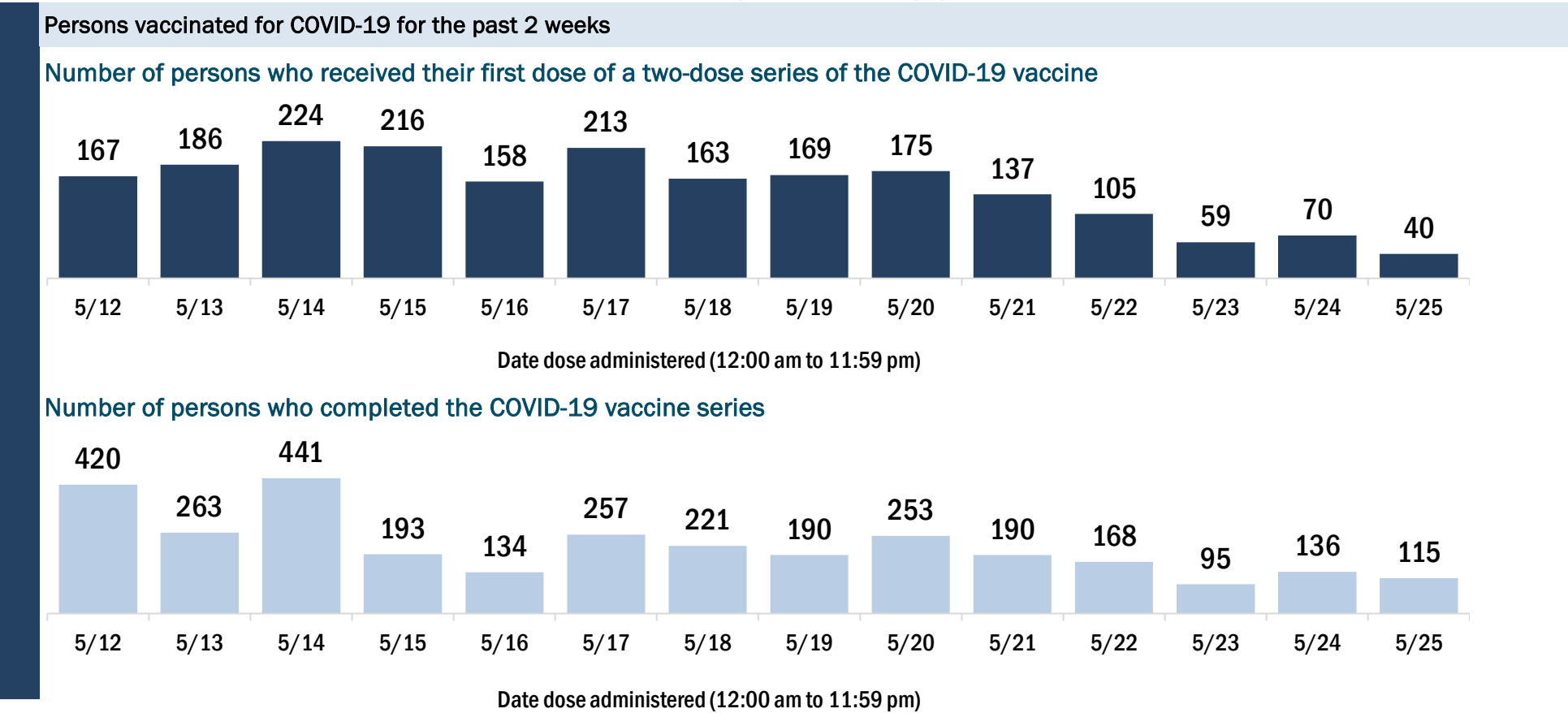
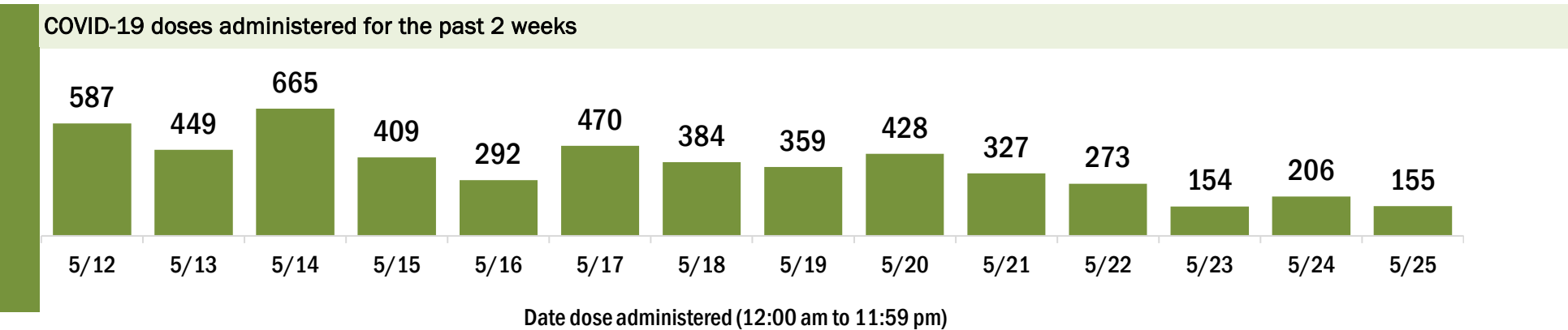
Data in this report are provisional and subject to change.

Data in this summary pertain to COVID-19 vaccines approved by the U.S. Food and Drug Administration and have been issued an Emergency Use Authorization (Janssen COVID-19 Vaccine, Moderna COVID-19 Vaccine and Pfizer-BioNTech COVID-19 Vaccine). These data summarize the number of people who have received either their first dose or have completed the series for a COVID-19 vaccine. **A person can only be counted in one category, first dose or series complete.** For persons receiving Moderna or Pfizer vaccines, once they receive their second dose, they are moved from the first dose column to the series completed column. **Because of this, the total first dose category may show a change from report to report not matching the total receiving their first dose from the previous day.** Persons receiving Johnson & Johnson vaccines will always be counted in the series completed column.

COVID-19 doses for vaccinated persons in Florida	
Doses administered	117,547
People receiving one dose of a 1-dose series (Johnson & Johnson) or receiving only one dose of a 2-dose series (Moderna, Pfizer) count once. Persons receiving both doses of a 2-dose series count twice.	

Current status of persons vaccinated for COVID-19 in Florida	
Total people vaccinated	64,879
First dose	9,659
Series completed	55,220
Completed 1-dose series	2,552
Completed 2-dose series	52,668
First dose: current number of people who have only received their first dose of the Moderna or Pfizer vaccine.	
Series complete: current number of people who have received both Moderna or Pfizer vaccine doses or one Johnson & Johnson dose and are considered fully immunized.	

Demographic summary	First dose	Series complete	Total people vaccinated
Age group	9,659	55,220	64,879
12-14 years	132	0	132
15-24 years	666	1,112	1,778
25-34 years	619	1,511	2,130
35-44 years	698	2,095	2,793
45-54 years	1,161	3,979	5,140
55-64 years	1,899	10,168	12,067
65-74 years	2,424	19,572	21,996
75-84 years	1,545	12,987	14,532
85+ years	515	3,796	4,311
Race	9,659	55,220	64,879
White	7,161	41,857	49,018
Black	223	839	1,062
American Indian/Alaskan	52	297	349
Other	738	3,608	4,346
Unknown	1,485	8,619	10,104
Other race includes Asian, native Hawaiian/Pacific Islander, or other.			
Ethnicity	9,659	55,220	64,879
Hispanic	467	1,864	2,331
Non-Hispanic	5,772	33,323	39,095
Unknown	3,420	20,033	23,453
Gender	9,659	55,220	64,879
Female	5,273	31,109	36,382
Male	4,364	24,096	28,460
Unknown	22	15	37



COVID-19: Clay County vaccine summary

Vaccination data through May 25, 2021 as of May 26, 2021 at 12:05 AM

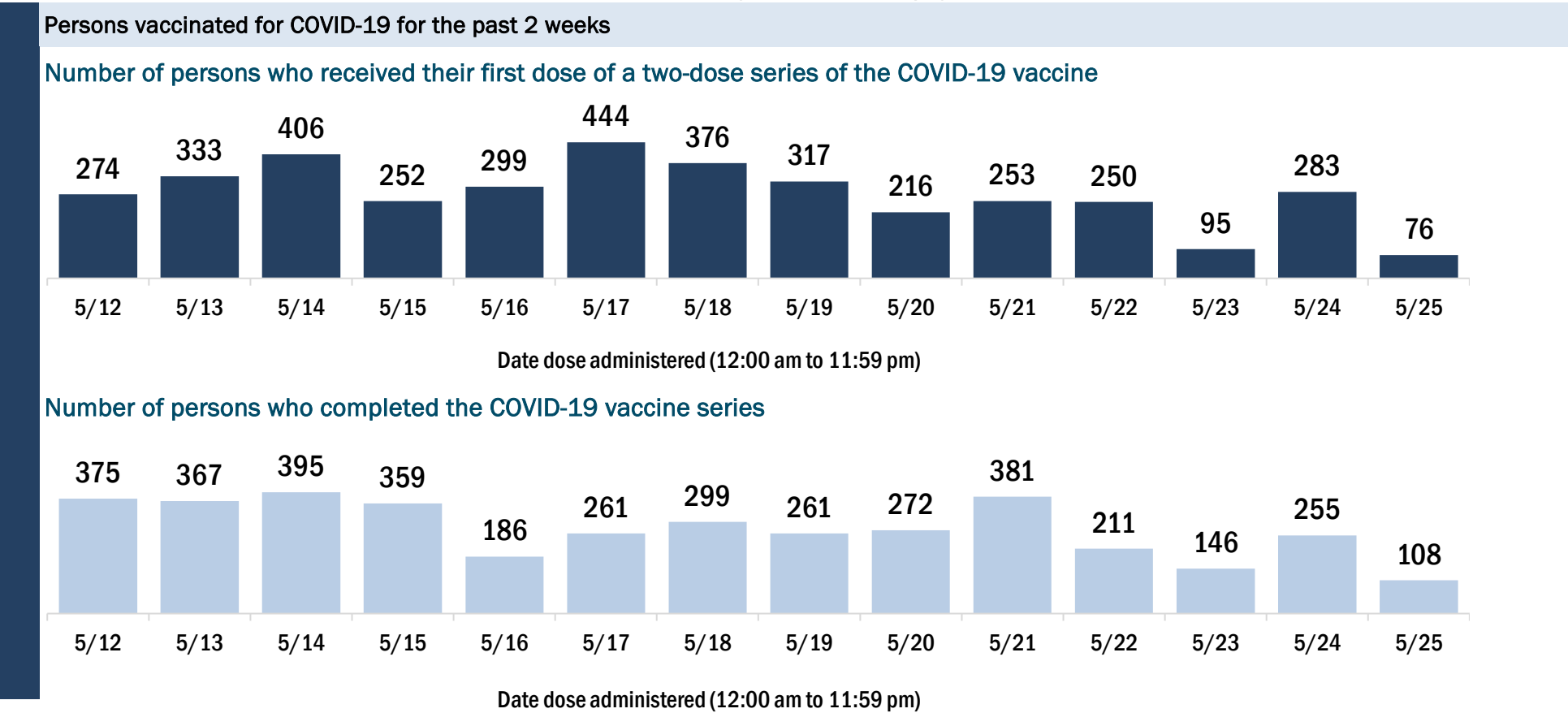
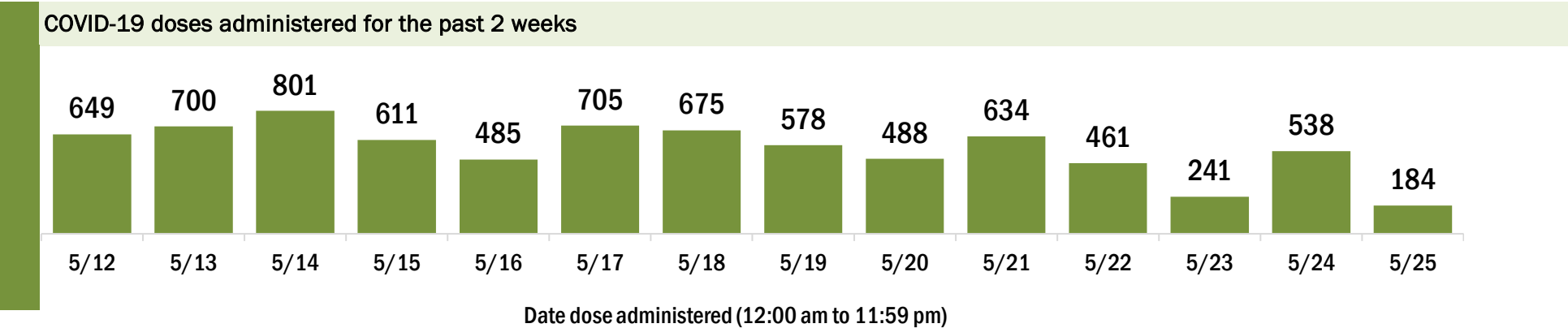
Data in this report are provisional and subject to change.

Data in this summary pertain to COVID-19 vaccines approved by the U.S. Food and Drug Administration and have been issued an Emergency Use Authorization (Janssen COVID-19 Vaccine, Moderna COVID-19 Vaccine and Pfizer-BioNTech COVID-19 Vaccine). These data summarize the number of people who have received either their first dose or have completed the series for a COVID-19 vaccine. **A person can only be counted in one category, first dose or series complete.** For persons receiving Moderna or Pfizer vaccines, once they receive their second dose, they are moved from the first dose column to the series completed column. **Because of this, the total first dose category may show a change from report to report not matching the total receiving their first dose from the previous day.** Persons receiving Johnson & Johnson vaccines will always be counted in the series completed column.

COVID-19 doses for vaccinated persons in Florida	
Doses administered	125,739
People receiving one dose of a 1-dose series (Johnson & Johnson) or receiving only one dose of a 2-dose series (Moderna, Pfizer) count once. Persons receiving both doses of a 2-dose series count twice.	

Current status of persons vaccinated for COVID-19 in Florida	
Total people vaccinated	70,924
First dose	11,900
Series completed	59,024
Completed 1-dose series	4,209
Completed 2-dose series	54,815
First dose: current number of people who have only received their first dose of the Moderna or Pfizer vaccine.	
Series complete: current number of people who have received both Moderna or Pfizer vaccine doses or one Johnson & Johnson dose and are considered fully immunized.	

Demographic summary	First dose	Series complete	Total people vaccinated
Age group	11,900	59,024	70,924
12-14 years	449	0	449
15-24 years	1,864	3,408	5,272
25-34 years	1,379	3,822	5,201
35-44 years	1,773	6,025	7,798
45-54 years	1,949	8,689	10,638
55-64 years	2,170	12,856	15,026
65-74 years	1,230	14,739	15,969
75-84 years	751	7,308	8,059
85+ years	335	2,177	2,512
Race	11,900	59,024	70,924
White	6,954	41,037	47,991
Black	1,189	4,298	5,487
American Indian/Alaskan	55	267	322
Other	1,571	5,918	7,489
Unknown	2,131	7,504	9,635
Other race includes Asian, native Hawaiian/Pacific Islander, or other.			
Ethnicity	11,900	59,024	70,924
Hispanic	981	3,448	4,429
Non-Hispanic	6,860	41,409	48,269
Unknown	4,059	14,167	18,226
Gender	11,900	59,024	70,924
Female	6,354	33,508	39,862
Male	5,373	25,510	30,883
Unknown	173	6	179



COVID-19: Collier County vaccine summary

Vaccination data through May 25, 2021 as of May 26, 2021 at 12:05 AM

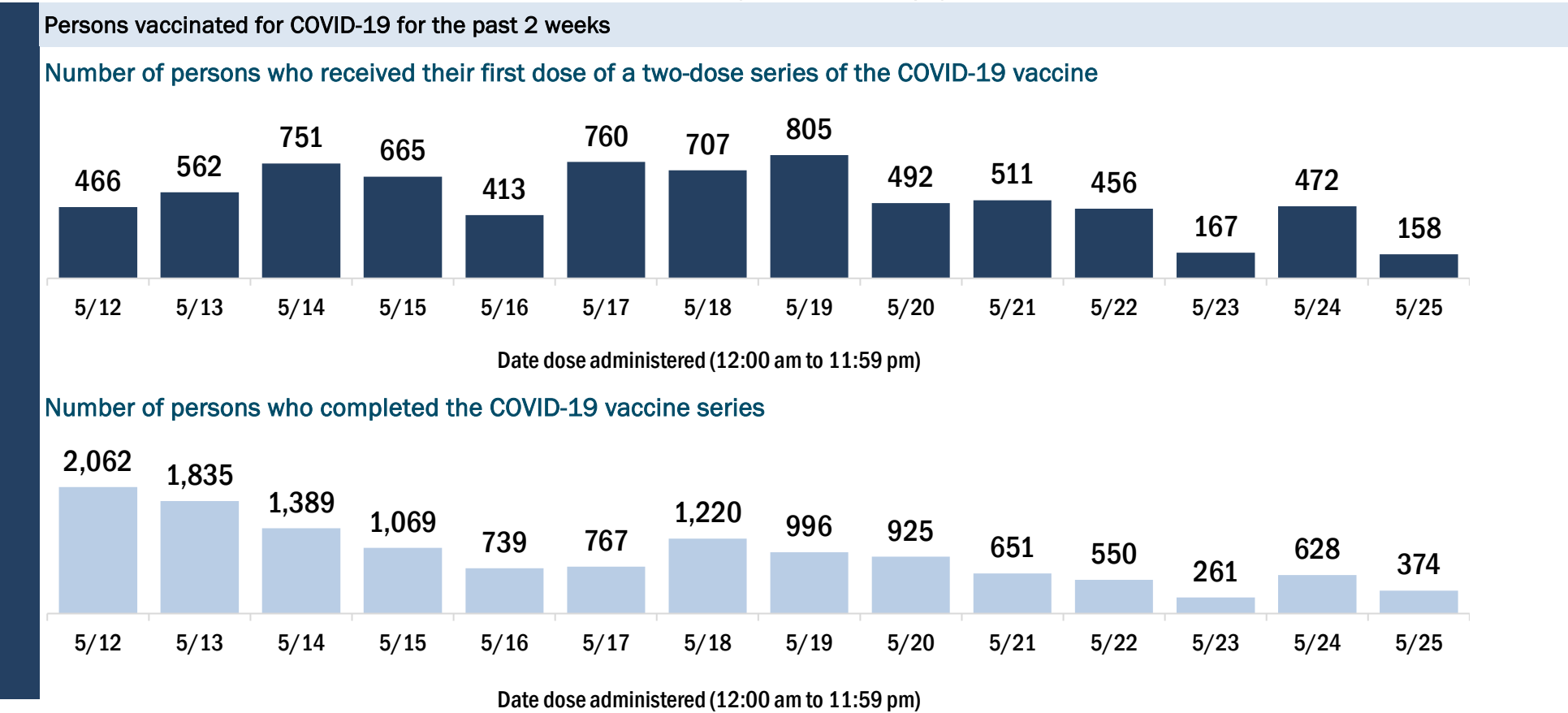
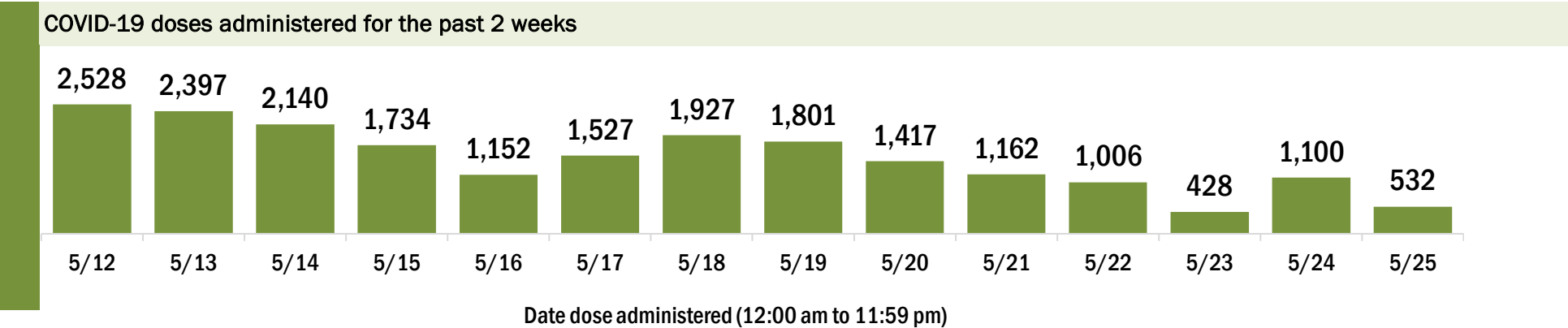
Data in this report are provisional and subject to change.

Data in this summary pertain to COVID-19 vaccines approved by the U.S. Food and Drug Administration and have been issued an Emergency Use Authorization (Janssen COVID-19 Vaccine, Moderna COVID-19 Vaccine and Pfizer-BioNTech COVID-19 Vaccine). These data summarize the number of people who have received either their first dose or have completed the series for a COVID-19 vaccine. **A person can only be counted in one category, first dose or series complete.** For persons receiving Moderna or Pfizer vaccines, once they receive their second dose, they are moved from the first dose column to the series completed column. **Because of this, the total first dose category may show a change from report to report not matching the total receiving their first dose from the previous day.** Persons receiving Johnson & Johnson vaccines will always be counted in the series completed column.

COVID-19 doses for vaccinated persons in Florida	
Doses administered	366,208
People receiving one dose of a 1-dose series (Johnson & Johnson) or receiving only one dose of a 2-dose series (Moderna, Pfizer) count once. Persons receiving both doses of a 2-dose series count twice.	

Current status of persons vaccinated for COVID-19 in Florida	
Total people vaccinated	208,246
First dose	34,825
Series completed	173,421
Completed 1-dose series	15,459
Completed 2-dose series	157,962
First dose: current number of people who have only received their first dose of the Moderna or Pfizer vaccine.	
Series complete: current number of people who have received both Moderna or Pfizer vaccine doses or one Johnson & Johnson dose and are considered fully immunized.	

Demographic summary	First dose	Series complete	Total people vaccinated
Age group	34,825	173,421	208,246
12-14 years	715	0	715
15-24 years	3,367	5,663	9,030
25-34 years	2,968	7,895	10,863
35-44 years	3,760	11,031	14,791
45-54 years	4,724	16,936	21,660
55-64 years	6,320	31,766	38,086
65-74 years	6,683	53,237	59,920
75-84 years	4,543	36,302	40,845
85+ years	1,745	10,591	12,336
Race	34,825	173,421	208,246
White	22,639	114,330	136,969
Black	929	2,790	3,719
American Indian/Alaskan	119	536	655
Other	3,928	14,883	18,811
Unknown	7,210	40,882	48,092
Other race includes Asian, native Hawaiian/Pacific Islander, or other.			
Ethnicity	34,825	173,421	208,246
Hispanic	7,034	17,544	24,578
Non-Hispanic	14,180	78,254	92,434
Unknown	13,611	77,623	91,234
Gender	34,825	173,421	208,246
Female	18,415	93,773	112,188
Male	16,190	79,343	95,533
Unknown	220	305	525



COVID-19: Columbia County vaccine summary

Vaccination data through May 25, 2021 as of May 26, 2021 at 12:05 AM

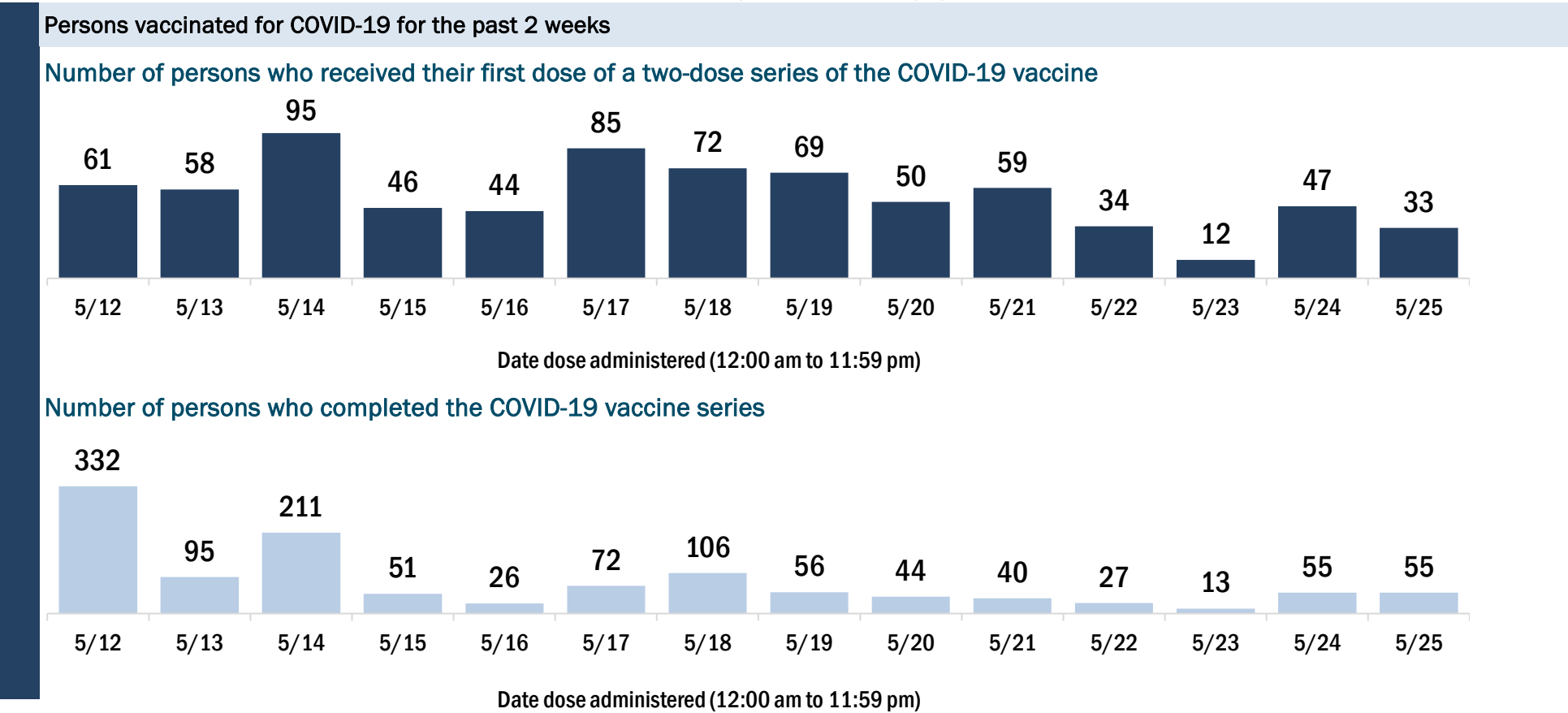
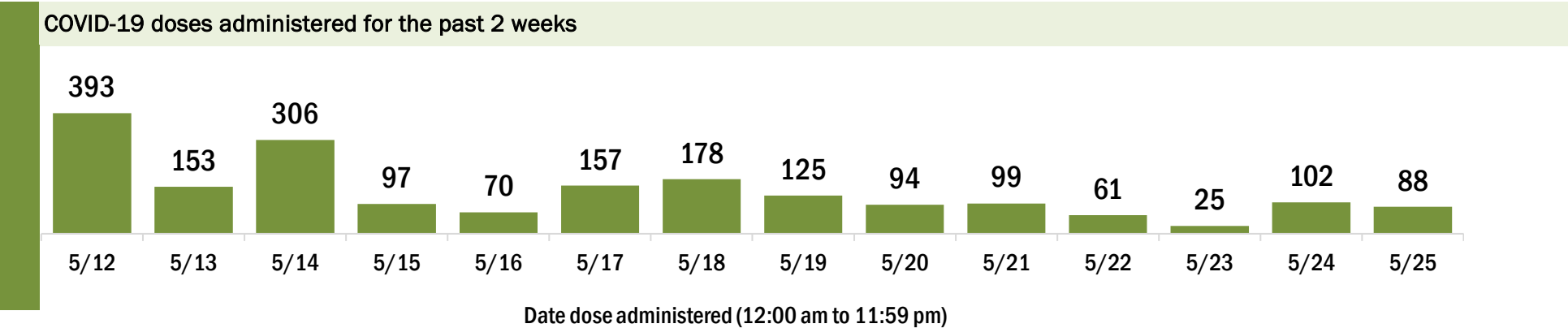
Data in this report are provisional and subject to change.

Data in this summary pertain to COVID-19 vaccines approved by the U.S. Food and Drug Administration and have been issued an Emergency Use Authorization (Janssen COVID-19 Vaccine, Moderna COVID-19 Vaccine and Pfizer-BioNTech COVID-19 Vaccine). These data summarize the number of people who have received either their first dose or have completed the series for a COVID-19 vaccine. **A person can only be counted in one category, first dose or series complete.** For persons receiving Moderna or Pfizer vaccines, once they receive their second dose, they are moved from the first dose column to the series completed column. **Because of this, the total first dose category may show a change from report to report not matching the total receiving their first dose from the previous day.** Persons receiving Johnson & Johnson vaccines will always be counted in the series completed column.

COVID-19 doses for vaccinated persons in Florida	
Doses administered	31,329
People receiving one dose of a 1-dose series (Johnson & Johnson) or receiving only one dose of a 2-dose series (Moderna, Pfizer) count once. Persons receiving both doses of a 2-dose series count twice.	

Current status of persons vaccinated for COVID-19 in Florida	
Total people vaccinated	17,832
First dose	2,464
Series completed	15,368
Completed 1-dose series	1,871
Completed 2-dose series	13,497
First dose: current number of people who have only received their first dose of the Moderna or Pfizer vaccine.	
Series complete: current number of people who have received both Moderna or Pfizer vaccine doses or one Johnson & Johnson dose and are considered fully immunized.	

Demographic summary	First dose	Series complete	Total people vaccinated
Age group	2,464	15,368	17,832
12-14 years	54	0	54
15-24 years	367	583	950
25-34 years	290	790	1,080
35-44 years	312	1,200	1,512
45-54 years	390	1,836	2,226
55-64 years	536	3,210	3,746
65-74 years	305	4,494	4,799
75-84 years	153	2,535	2,688
85+ years	57	720	777
Race	2,464	15,368	17,832
White	1,478	10,898	12,376
Black	327	1,870	2,197
American Indian/Alaskan	20	83	103
Other	312	1,066	1,378
Unknown	327	1,451	1,778
Other race includes Asian, native Hawaiian/Pacific Islander, or other.			
Ethnicity	2,464	15,368	17,832
Hispanic	236	622	858
Non-Hispanic	1,390	10,878	12,268
Unknown	838	3,868	4,706
Gender	2,464	15,368	17,832
Female	1,222	8,401	9,623
Male	1,235	6,967	8,202
Unknown	7	0	7



COVID-19: Dade County vaccine summary

Vaccination data through May 25, 2021 as of May 26, 2021 at 12:05 AM

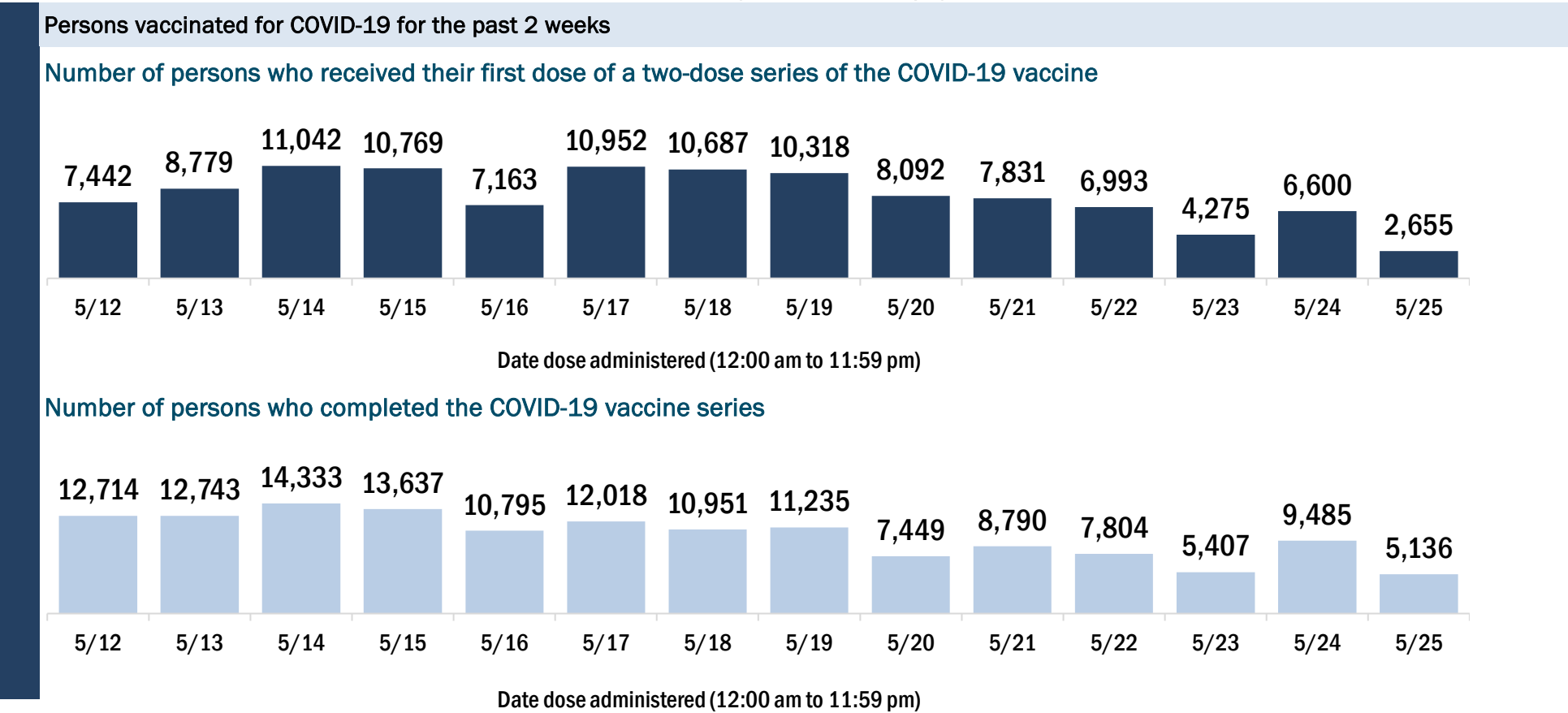
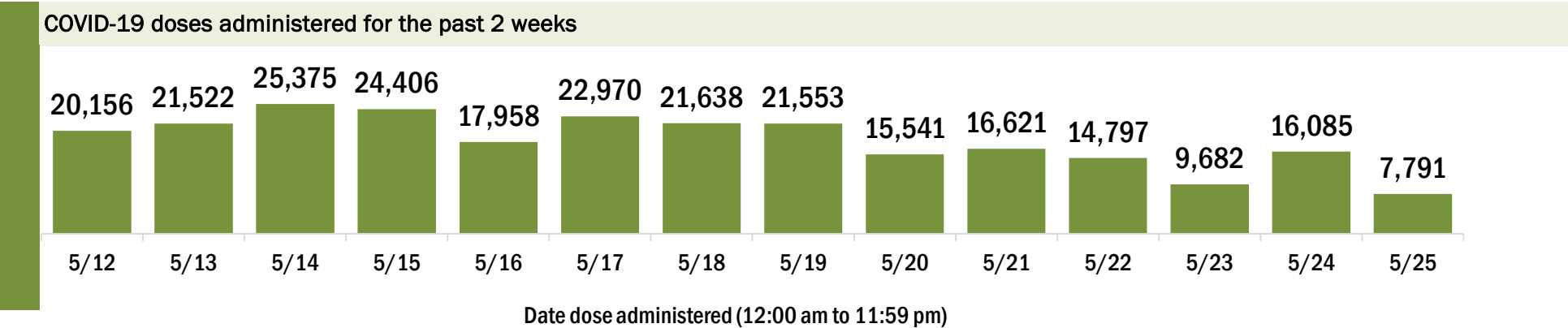
Data in this report are provisional and subject to change.

Data in this summary pertain to COVID-19 vaccines approved by the U.S. Food and Drug Administration and have been issued an Emergency Use Authorization (Janssen COVID-19 Vaccine, Moderna COVID-19 Vaccine and Pfizer-BioNTech COVID-19 Vaccine). These data summarize the number of people who have received either their first dose or have completed the series for a COVID-19 vaccine. **A person can only be counted in one category, first dose or series complete.** For persons receiving Moderna or Pfizer vaccines, once they receive their second dose, they are moved from the first dose column to the series completed column. **Because of this, the total first dose category may show a change from report to report not matching the total receiving their first dose from the previous day.** Persons receiving Johnson & Johnson vaccines will always be counted in the series completed column.

COVID-19 doses for vaccinated persons in Florida	
Doses administered	2,497,519
People receiving one dose of a 1-dose series (Johnson & Johnson) or receiving only one dose of a 2-dose series (Moderna, Pfizer) count once. Persons receiving both doses of a 2-dose series count twice.	

Current status of persons vaccinated for COVID-19 in Florida	
Total people vaccinated	1,503,272
First dose	353,191
Series completed	1,150,081
Completed 1-dose series	155,834
Completed 2-dose series	994,247
First dose: current number of people who have only received their first dose of the Moderna or Pfizer vaccine.	
Series complete: current number of people who have received both Moderna or Pfizer vaccine doses or one Johnson & Johnson dose and are considered fully immunized.	

Demographic summary	First dose	Series complete	Total people vaccinated
Age group	353,191	1,150,081	1,503,272
12-14 years	12,014	0	12,014
15-24 years	43,613	80,168	123,781
25-34 years	50,804	125,520	176,324
35-44 years	57,928	166,222	224,150
45-54 years	61,201	212,802	274,003
55-64 years	54,336	229,787	284,123
65-74 years	41,768	185,663	227,431
75-84 years	21,912	108,656	130,568
85+ years	9,615	41,263	50,878
Race	353,191	1,150,081	1,503,272
White	229,938	808,310	1,038,248
Black	22,946	71,333	94,279
American Indian/Alaskan	2,259	2,866	5,125
Other	46,394	127,306	173,700
Unknown	51,654	140,266	191,920
Other race includes Asian, native Hawaiian/Pacific Islander, or other.			
Ethnicity	353,191	1,150,081	1,503,272
Hispanic	191,675	574,767	766,442
Non-Hispanic	53,809	225,318	279,127
Unknown	107,707	349,996	457,703
Gender	353,191	1,150,081	1,503,272
Female	183,022	615,983	799,005
Male	167,802	532,088	699,890
Unknown	2,367	2,010	4,377



COVID-19: Desoto County vaccine summary

Vaccination data through May 25, 2021 as of May 26, 2021 at 12:05 AM

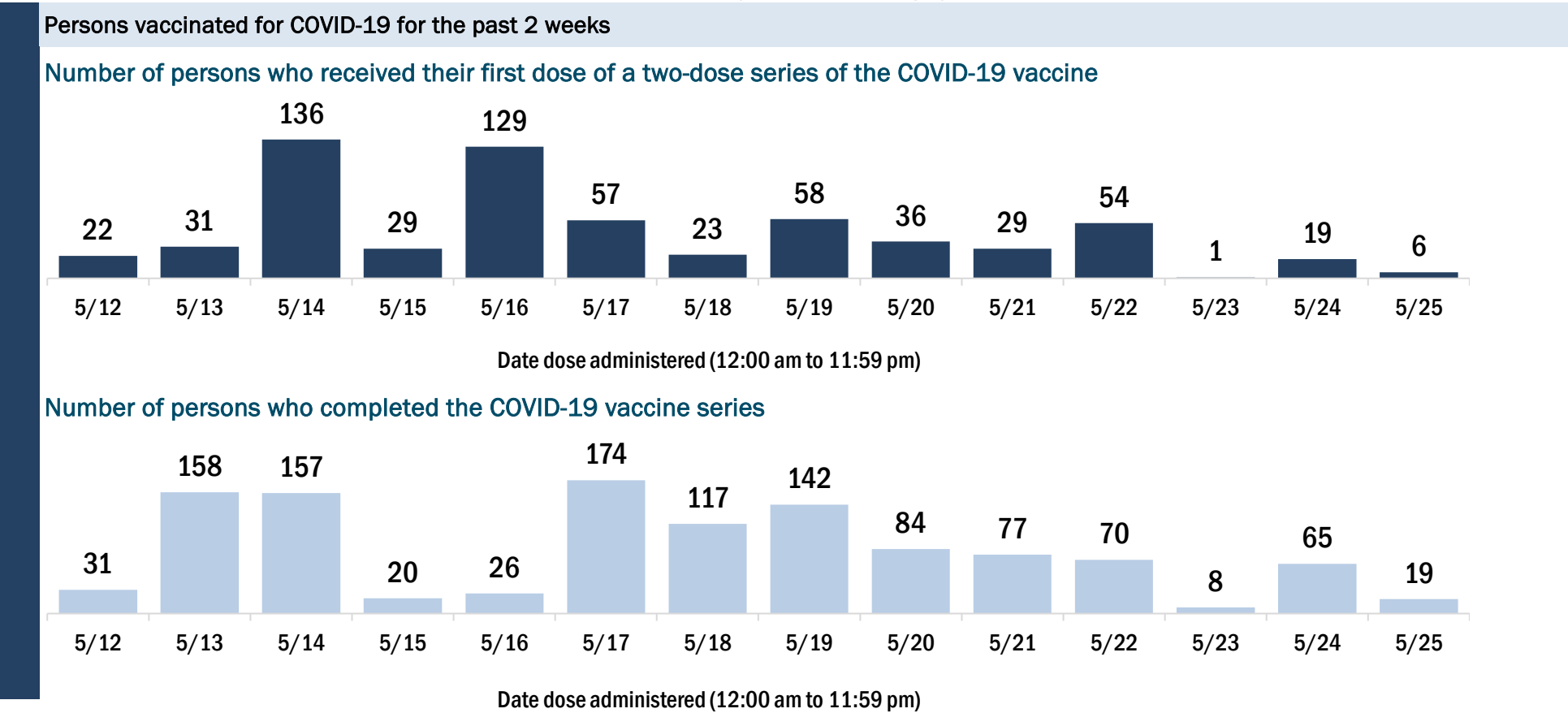
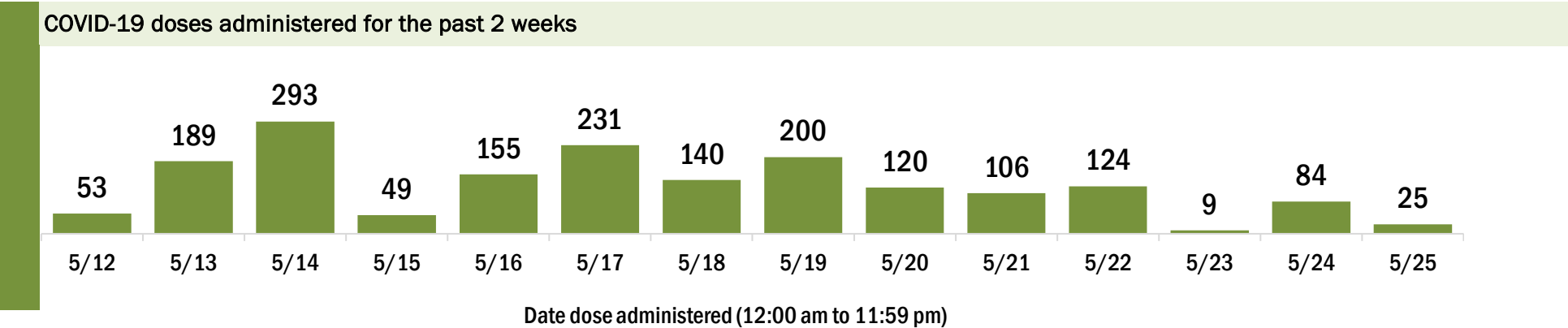
Data in this report are provisional and subject to change.

Data in this summary pertain to COVID-19 vaccines approved by the U.S. Food and Drug Administration and have been issued an Emergency Use Authorization (Janssen COVID-19 Vaccine, Moderna COVID-19 Vaccine and Pfizer-BioNTech COVID-19 Vaccine). These data summarize the number of people who have received either their first dose or have completed the series for a COVID-19 vaccine. **A person can only be counted in one category, first dose or series complete.** For persons receiving Moderna or Pfizer vaccines, once they receive their second dose, they are moved from the first dose column to the series completed column. **Because of this, the total first dose category may show a change from report to report not matching the total receiving their first dose from the previous day.** Persons receiving Johnson & Johnson vaccines will always be counted in the series completed column.

COVID-19 doses for vaccinated persons in Florida	
Doses administered	22,278
People receiving one dose of a 1-dose series (Johnson & Johnson) or receiving only one dose of a 2-dose series (Moderna, Pfizer) count once. Persons receiving both doses of a 2-dose series count twice.	

Current status of persons vaccinated for COVID-19 in Florida	
Total people vaccinated	13,496
First dose	3,851
Series completed	9,645
Completed 1-dose series	863
Completed 2-dose series	8,782
First dose: current number of people who have only received their first dose of the Moderna or Pfizer vaccine.	
Series complete: current number of people who have received both Moderna or Pfizer vaccine doses or one Johnson & Johnson dose and are considered fully immunized.	

Demographic summary	First dose	Series complete	Total people vaccinated
Age group	3,851	9,645	13,496
12-14 years	31	0	31
15-24 years	363	396	759
25-34 years	500	639	1,139
35-44 years	604	732	1,336
45-54 years	693	964	1,657
55-64 years	724	1,689	2,413
65-74 years	548	2,900	3,448
75-84 years	306	1,892	2,198
85+ years	82	433	515
Race	3,851	9,645	13,496
White	1,764	6,516	8,280
Black	408	501	909
American Indian/Alaskan	13	37	50
Other	945	1,485	2,430
Unknown	721	1,106	1,827
Other race includes Asian, native Hawaiian/Pacific Islander, or other.			
Ethnicity	3,851	9,645	13,496
Hispanic	1,195	1,649	2,844
Non-Hispanic	1,489	4,557	6,046
Unknown	1,167	3,439	4,606
Gender	3,851	9,645	13,496
Female	1,183	4,945	6,128
Male	2,668	4,699	7,367
Unknown	0	1	1



COVID-19: Dixie County vaccine summary

Vaccination data through May 25, 2021 as of May 26, 2021 at 12:05 AM

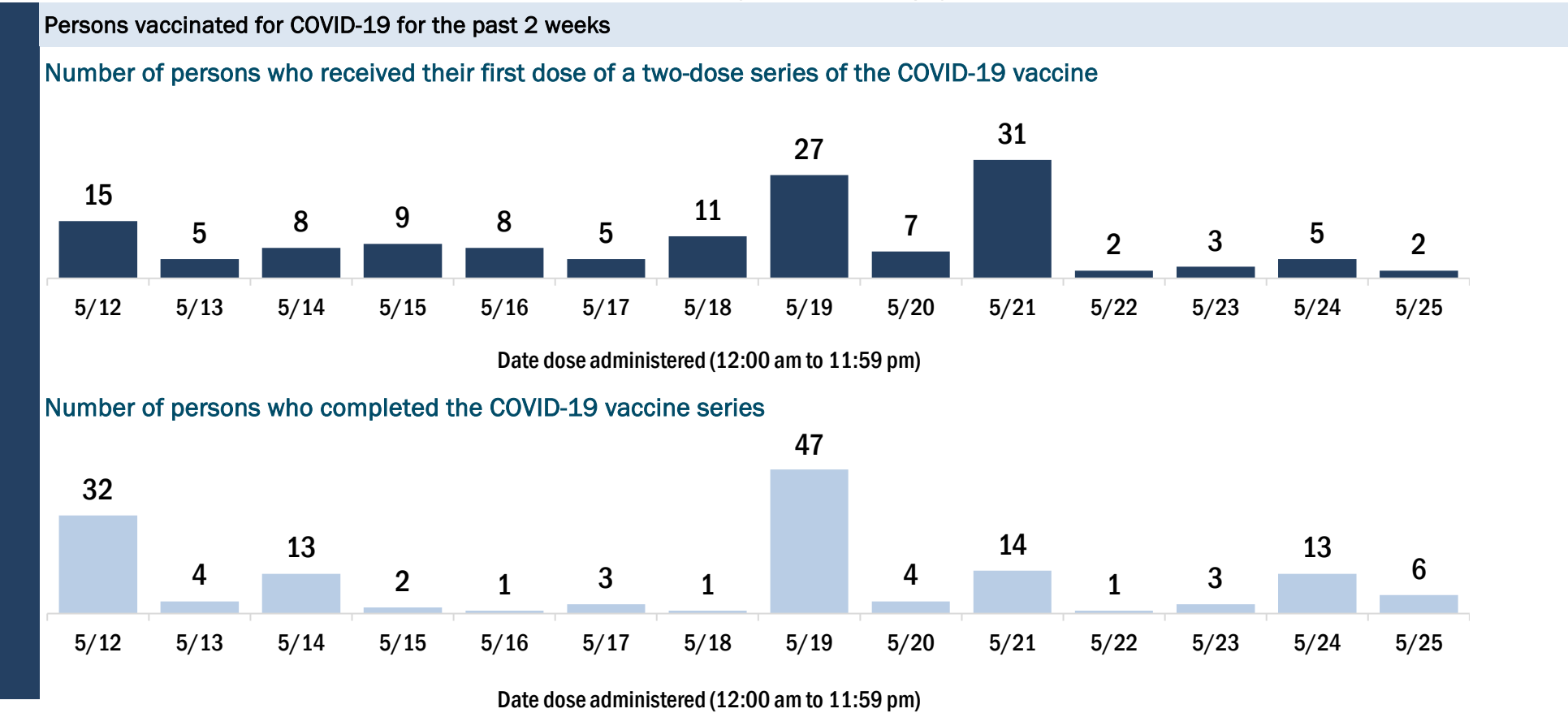
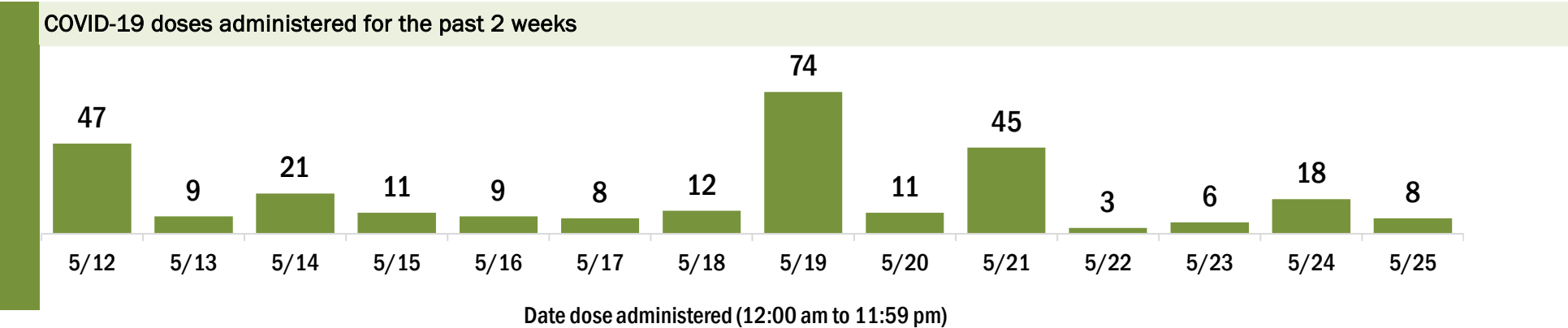
Data in this report are provisional and subject to change.

Data in this summary pertain to COVID-19 vaccines approved by the U.S. Food and Drug Administration and have been issued an Emergency Use Authorization (Janssen COVID-19 Vaccine, Moderna COVID-19 Vaccine and Pfizer-BioNTech COVID-19 Vaccine). These data summarize the number of people who have received either their first dose or have completed the series for a COVID-19 vaccine. **A person can only be counted in one category, first dose or series complete.** For persons receiving Moderna or Pfizer vaccines, once they receive their second dose, they are moved from the first dose column to the series completed column. **Because of this, the total first dose category may show a change from report to report not matching the total receiving their first dose from the previous day.** Persons receiving Johnson & Johnson vaccines will always be counted in the series completed column.

COVID-19 doses for vaccinated persons in Florida	
Doses administered	6,861
People receiving one dose of a 1-dose series (Johnson & Johnson) or receiving only one dose of a 2-dose series (Moderna, Pfizer) count once. Persons receiving both doses of a 2-dose series count twice.	

Current status of persons vaccinated for COVID-19 in Florida	
Total people vaccinated	4,135
First dose	961
Series completed	3,174
Completed 1-dose series	448
Completed 2-dose series	2,726
First dose: current number of people who have only received their first dose of the Moderna or Pfizer vaccine.	
Series complete: current number of people who have received both Moderna or Pfizer vaccine doses or one Johnson & Johnson dose and are considered fully immunized.	

Demographic summary	First dose	Series complete	Total people vaccinated
Age group	961	3,174	4,135
12-14 years	4	0	4
15-24 years	60	49	109
25-34 years	85	66	151
35-44 years	177	150	327
45-54 years	217	264	481
55-64 years	230	741	971
65-74 years	116	1,139	1,255
75-84 years	53	611	664
85+ years	19	154	173
Race	961	3,174	4,135
White	654	2,750	3,404
Black	210	157	367
American Indian/Alaskan	3	18	21
Other	64	85	149
Unknown	30	164	194
Other race includes Asian, native Hawaiian/Pacific Islander, or other.			
Ethnicity	961	3,174	4,135
Hispanic	56	68	124
Non-Hispanic	764	2,415	3,179
Unknown	141	691	832
Gender	961	3,174	4,135
Female	217	1,633	1,850
Male	744	1,541	2,285
Unknown	0	0	0



COVID-19: Duval County vaccine summary

Vaccination data through May 25, 2021 as of May 26, 2021 at 12:05 AM

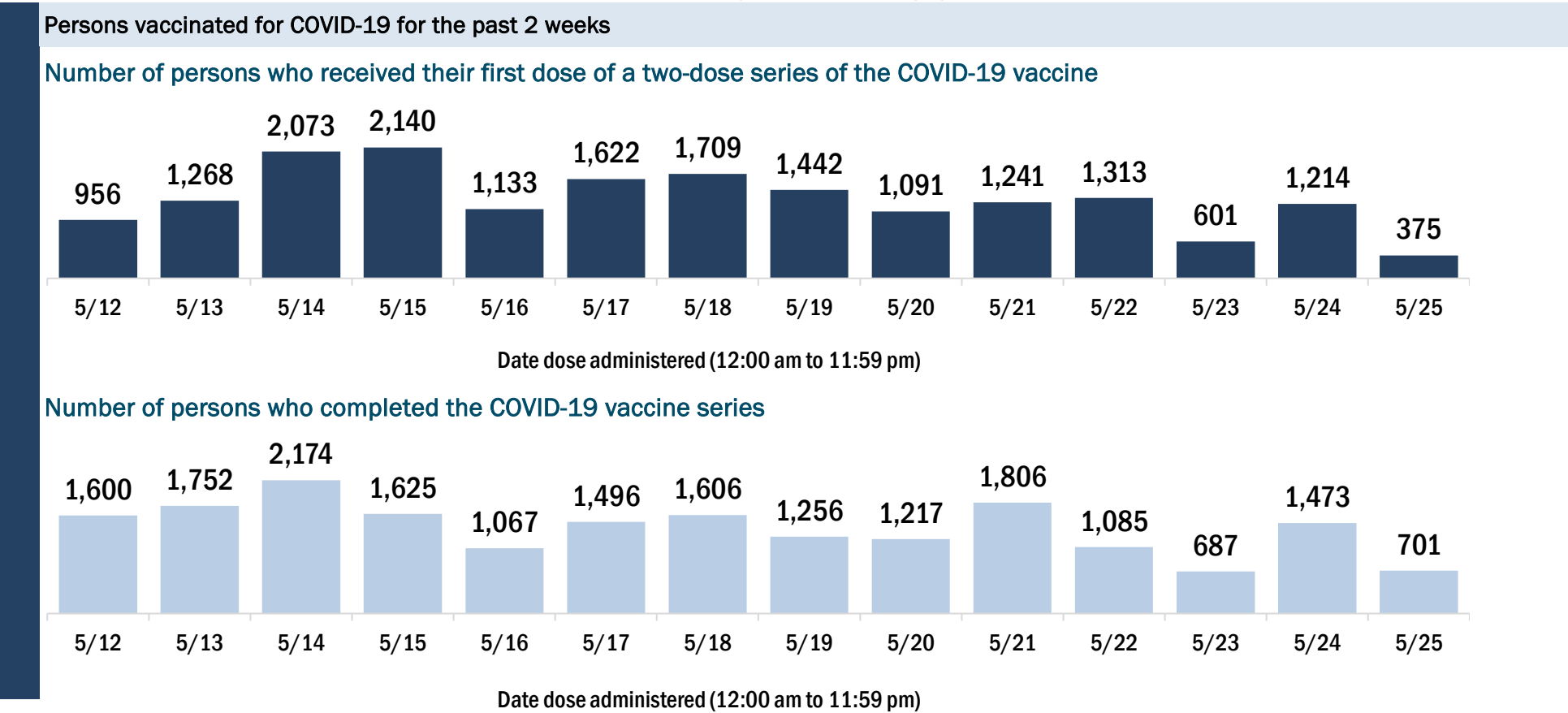
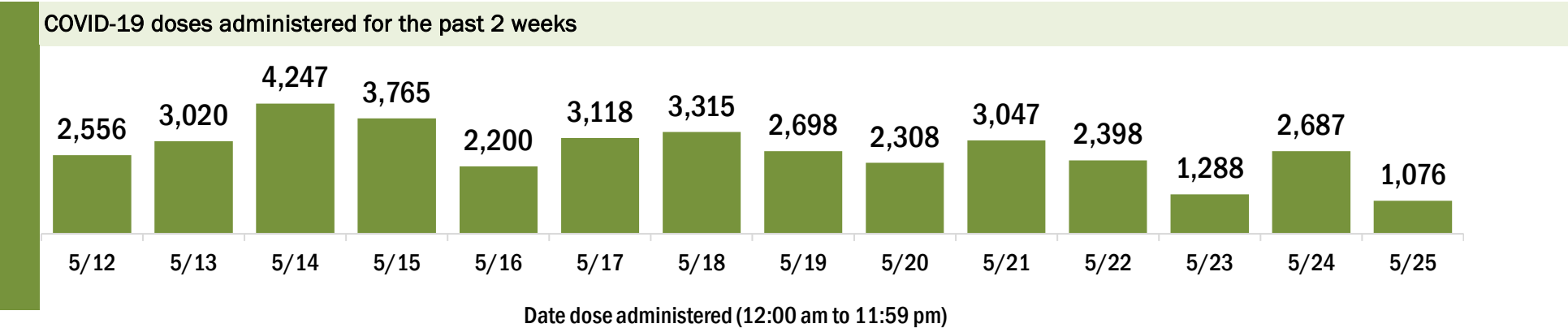
Data in this report are provisional and subject to change.

Data in this summary pertain to COVID-19 vaccines approved by the U.S. Food and Drug Administration and have been issued an Emergency Use Authorization (Janssen COVID-19 Vaccine, Moderna COVID-19 Vaccine and Pfizer-BioNTech COVID-19 Vaccine). These data summarize the number of people who have received either their first dose or have completed the series for a COVID-19 vaccine. **A person can only be counted in one category, first dose or series complete.** For persons receiving Moderna or Pfizer vaccines, once they receive their second dose, they are moved from the first dose column to the series completed column. **Because of this, the total first dose category may show a change from report to report not matching the total receiving their first dose from the previous day.** Persons receiving Johnson & Johnson vaccines will always be counted in the series completed column.

COVID-19 doses for vaccinated persons in Florida	
Doses administered	634,515
People receiving one dose of a 1-dose series (Johnson & Johnson) or receiving only one dose of a 2-dose series (Moderna, Pfizer) count once. Persons receiving both doses of a 2-dose series count twice.	

Current status of persons vaccinated for COVID-19 in Florida	
Total people vaccinated	364,136
First dose	64,674
Series completed	299,462
Completed 1-dose series	29,083
Completed 2-dose series	270,379
First dose: current number of people who have only received their first dose of the Moderna or Pfizer vaccine.	
Series complete: current number of people who have received both Moderna or Pfizer vaccine doses or one Johnson & Johnson dose and are considered fully immunized.	

Demographic summary	First dose	Series complete	Total people vaccinated
Age group	64,674	299,462	364,136
12-14 years	2,612	0	2,612
15-24 years	8,280	17,549	25,829
25-34 years	9,293	32,099	41,392
35-44 years	9,082	37,582	46,664
45-54 years	9,077	46,636	55,713
55-64 years	10,024	65,163	75,187
65-74 years	10,097	62,601	72,698
75-84 years	4,249	28,125	32,374
85+ years	1,960	9,707	11,667
Race	64,674	299,462	364,136
White	31,483	170,746	202,229
Black	10,868	49,502	60,370
American Indian/Alaskan	228	742	970
Other	9,735	39,519	49,254
Unknown	12,360	38,953	51,313
Other race includes Asian, native Hawaiian/Pacific Islander, or other.			
Ethnicity	64,674	299,462	364,136
Hispanic	5,400	18,252	23,652
Non-Hispanic	38,608	212,869	251,477
Unknown	20,666	68,341	89,007
Gender	64,674	299,462	364,136
Female	33,459	168,032	201,491
Male	28,755	131,227	159,982
Unknown	2,460	203	2,663



COVID-19: Escambia County vaccine summary

Vaccination data through May 25, 2021 as of May 26, 2021 at 12:05 AM

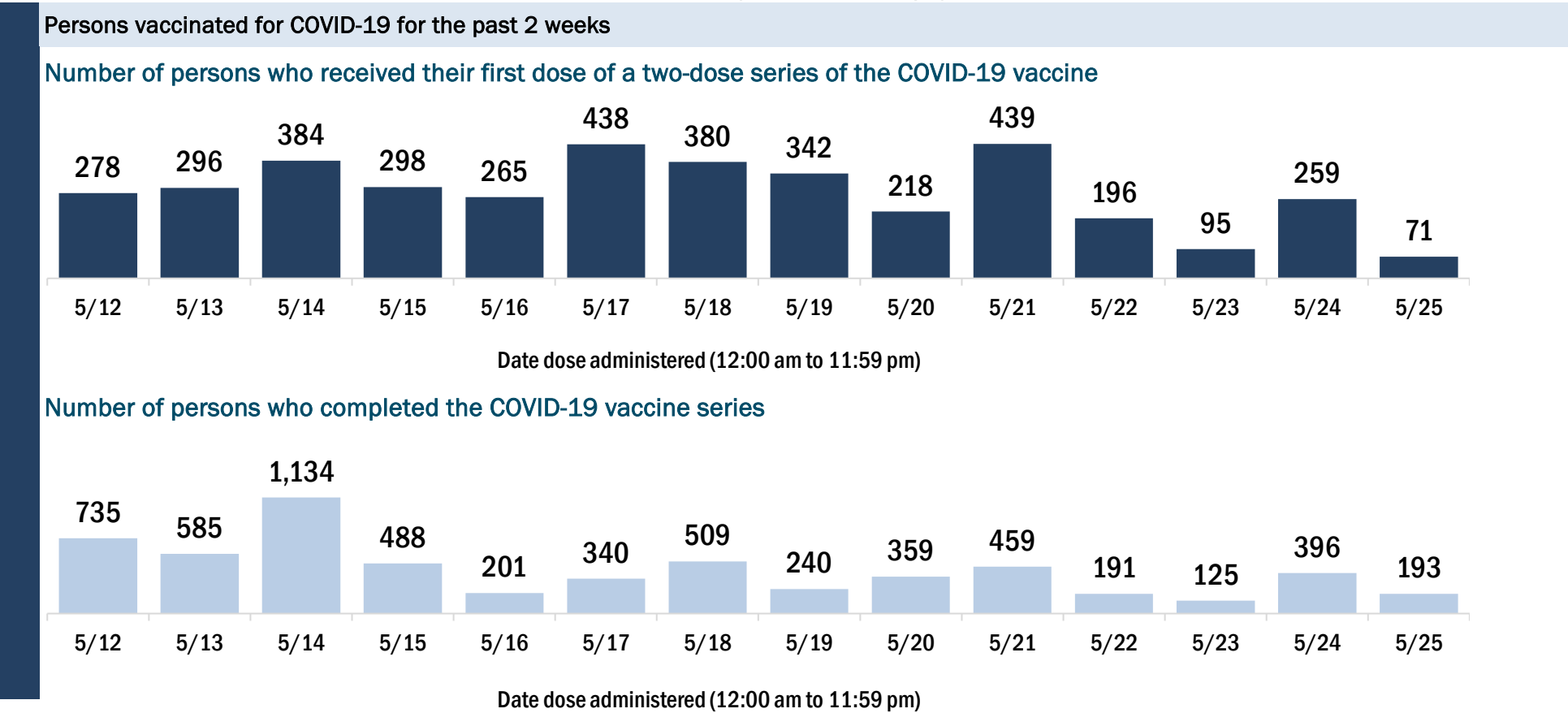
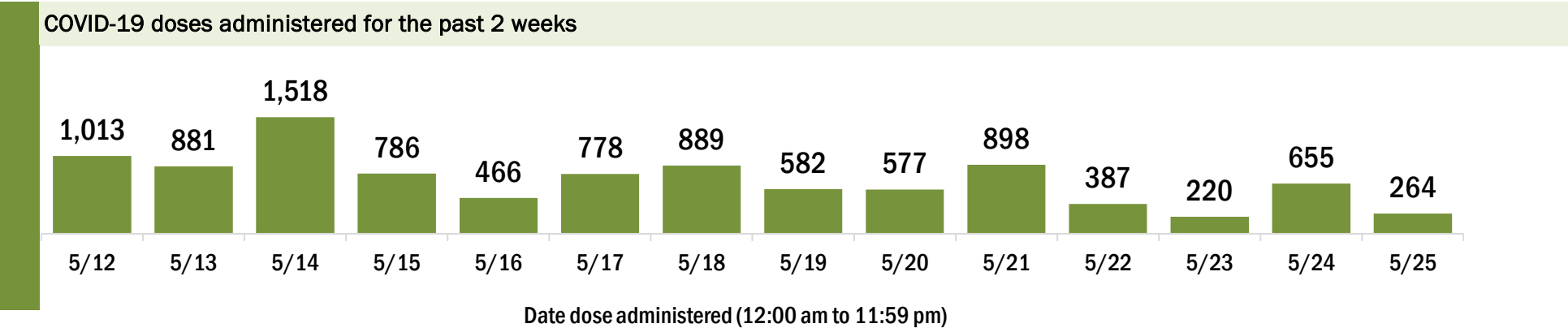
Data in this report are provisional and subject to change.

Data in this summary pertain to COVID-19 vaccines approved by the U.S. Food and Drug Administration and have been issued an Emergency Use Authorization (Janssen COVID-19 Vaccine, Moderna COVID-19 Vaccine and Pfizer-BioNTech COVID-19 Vaccine). These data summarize the number of people who have received either their first dose or have completed the series for a COVID-19 vaccine. **A person can only be counted in one category, first dose or series complete.** For persons receiving Moderna or Pfizer vaccines, once they receive their second dose, they are moved from the first dose column to the series completed column. **Because of this, the total first dose category may show a change from report to report not matching the total receiving their first dose from the previous day.** Persons receiving Johnson & Johnson vaccines will always be counted in the series completed column.

COVID-19 doses for vaccinated persons in Florida	
Doses administered	187,337
People receiving one dose of a 1-dose series (Johnson & Johnson) or receiving only one dose of a 2-dose series (Moderna, Pfizer) count once. Persons receiving both doses of a 2-dose series count twice.	

Current status of persons vaccinated for COVID-19 in Florida	
Total people vaccinated	107,565
First dose	19,148
Series completed	88,417
Completed 1-dose series	8,645
Completed 2-dose series	79,772
First dose: current number of people who have only received their first dose of the Moderna or Pfizer vaccine.	
Series complete: current number of people who have received both Moderna or Pfizer vaccine doses or one Johnson & Johnson dose and are considered fully immunized.	

Demographic summary	First dose	Series complete	Total people vaccinated
Age group	19,148	88,417	107,565
12-14 years	411	0	411
15-24 years	2,251	4,605	6,856
25-34 years	2,651	7,292	9,943
35-44 years	2,280	8,243	10,523
45-54 years	2,550	11,347	13,897
55-64 years	3,265	19,517	22,782
65-74 years	3,245	21,875	25,120
75-84 years	1,748	11,472	13,220
85+ years	747	4,066	4,813
Race	19,148	88,417	107,565
White	9,945	53,367	63,312
Black	2,992	12,769	15,761
American Indian/Alaskan	116	632	748
Other	1,920	8,472	10,392
Unknown	4,175	13,177	17,352
Other race includes Asian, native Hawaiian/Pacific Islander, or other.			
Ethnicity	19,148	88,417	107,565
Hispanic	840	2,737	3,577
Non-Hispanic	10,774	61,809	72,583
Unknown	7,534	23,871	31,405
Gender	19,148	88,417	107,565
Female	10,570	50,521	61,091
Male	8,524	37,792	46,316
Unknown	54	104	158



COVID-19: Flagler County vaccine summary

Vaccination data through May 25, 2021 as of May 26, 2021 at 12:05 AM

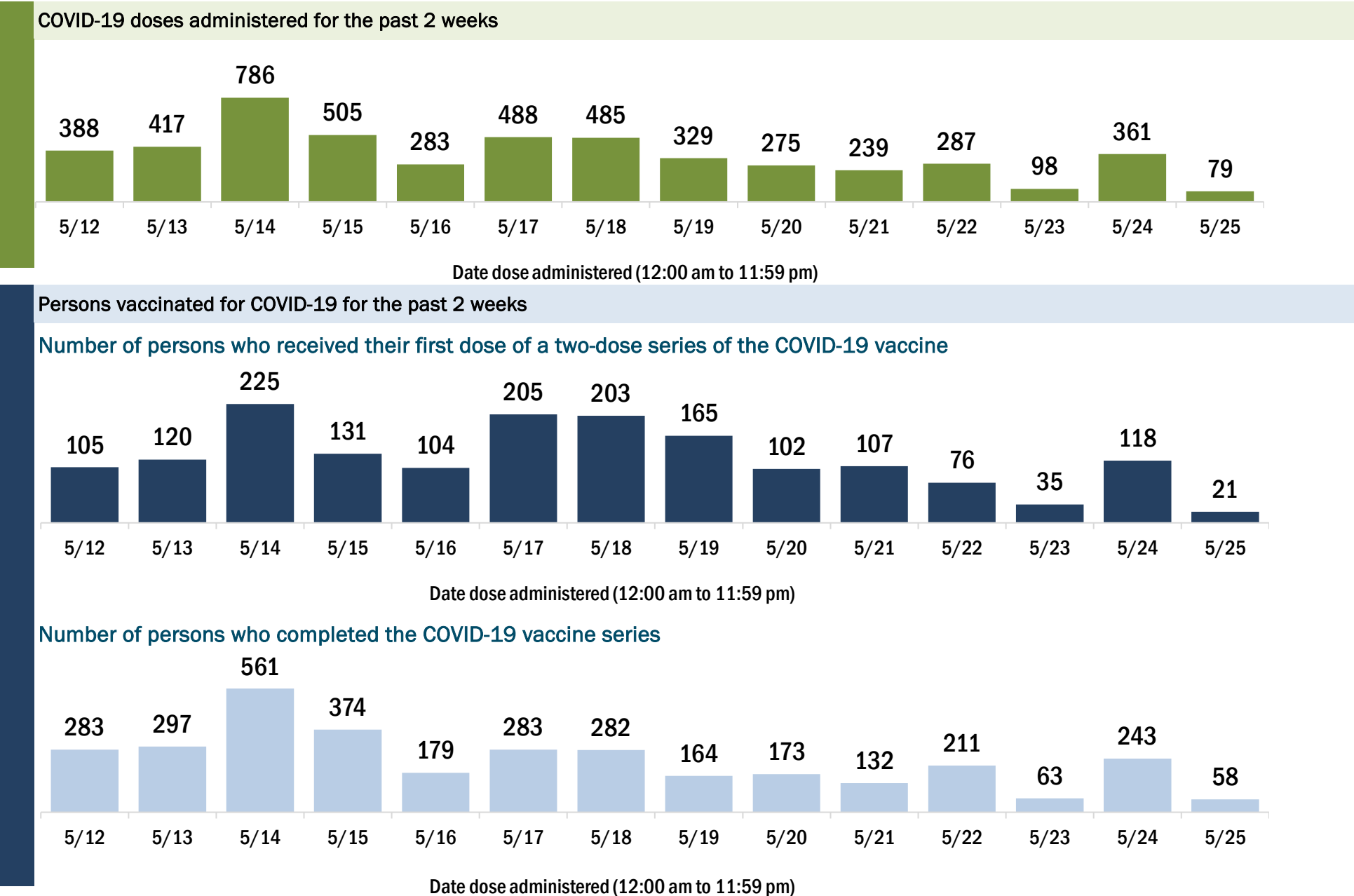
Data in this report are provisional and subject to change.

Data in this summary pertain to COVID-19 vaccines approved by the U.S. Food and Drug Administration and have been issued an Emergency Use Authorization (Janssen COVID-19 Vaccine, Moderna COVID-19 Vaccine and Pfizer-BioNTech COVID-19 Vaccine). These data summarize the number of people who have received either their first dose or have completed the series for a COVID-19 vaccine. **A person can only be counted in one category, first dose or series complete.** For persons receiving Moderna or Pfizer vaccines, once they receive their second dose, they are moved from the first dose column to the series completed column. **Because of this, the total first dose category may show a change from report to report not matching the total receiving their first dose from the previous day.** Persons receiving Johnson & Johnson vaccines will always be counted in the series completed column.

COVID-19 doses for vaccinated persons in Florida	
Doses administered	102,307
People receiving one dose of a 1-dose series (Johnson & Johnson) or receiving only one dose of a 2-dose series (Moderna, Pfizer) count once. Persons receiving both doses of a 2-dose series count twice.	

Current status of persons vaccinated for COVID-19 in Florida	
Total people vaccinated	57,112
First dose	8,726
Series completed	48,386
Completed 1-dose series	3,191
Completed 2-dose series	45,195
First dose: current number of people who have only received their first dose of the Moderna or Pfizer vaccine.	
Series complete: current number of people who have received both Moderna or Pfizer vaccine doses or one Johnson & Johnson dose and are considered fully immunized.	

Demographic summary	First dose	Series complete	Total people vaccinated
Age group	8,726	48,386	57,112
12-14 years	191	0	191
15-24 years	800	1,651	2,451
25-34 years	683	1,881	2,564
35-44 years	891	3,017	3,908
45-54 years	1,214	4,982	6,196
55-64 years	1,891	9,528	11,419
65-74 years	1,614	15,719	17,333
75-84 years	1,016	9,112	10,128
85+ years	426	2,496	2,922
Race	8,726	48,386	57,112
White	5,165	32,547	37,712
Black	646	3,211	3,857
American Indian/Alaskan	51	277	328
Other	905	4,395	5,300
Unknown	1,959	7,956	9,915
Other race includes Asian, native Hawaiian/Pacific Islander, or other.			
Ethnicity	8,726	48,386	57,112
Hispanic	868	3,271	4,139
Non-Hispanic	4,767	29,281	34,048
Unknown	3,091	15,834	18,925
Gender	8,726	48,386	57,112
Female	4,633	26,799	31,432
Male	4,024	21,345	25,369
Unknown	69	242	311



COVID-19: Franklin County vaccine summary

Vaccination data through May 25, 2021 as of May 26, 2021 at 12:05 AM

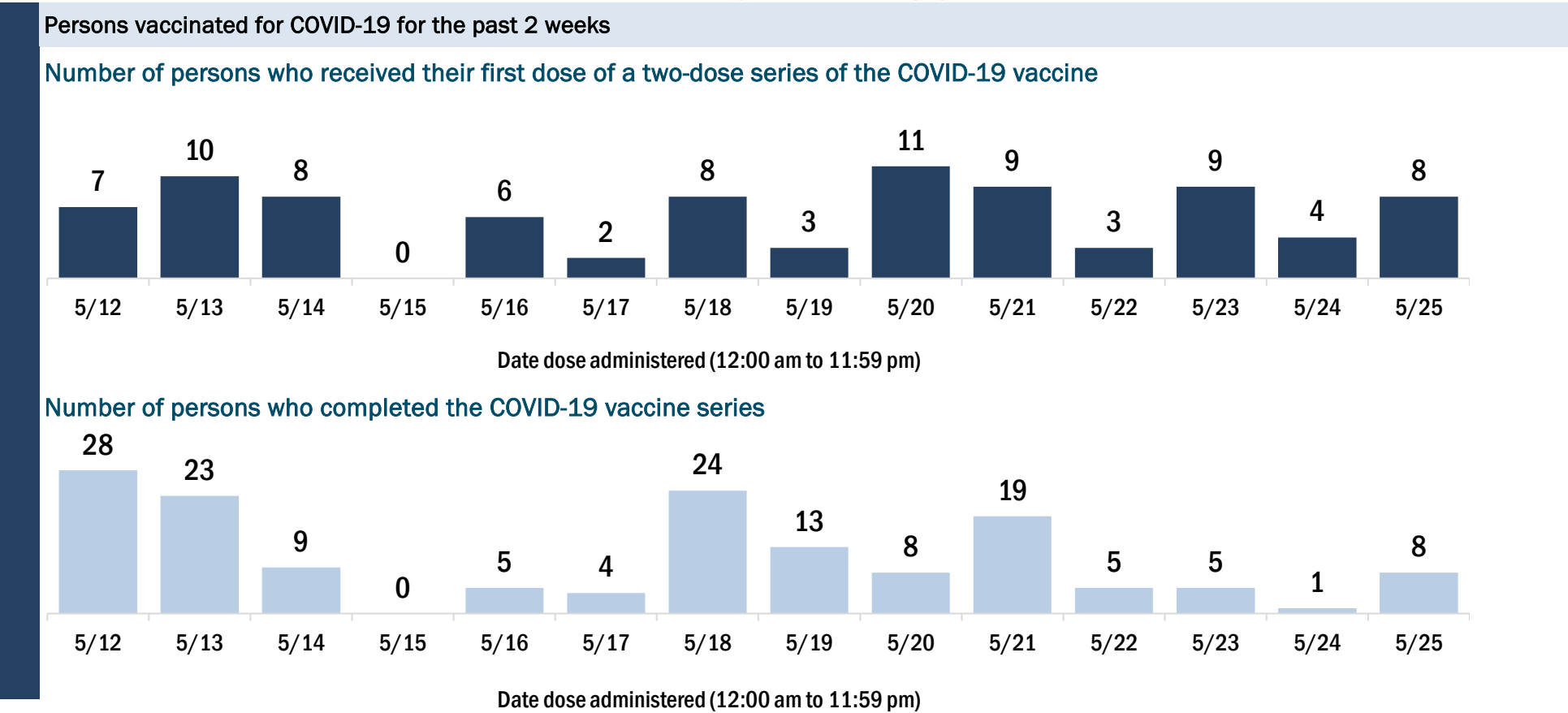
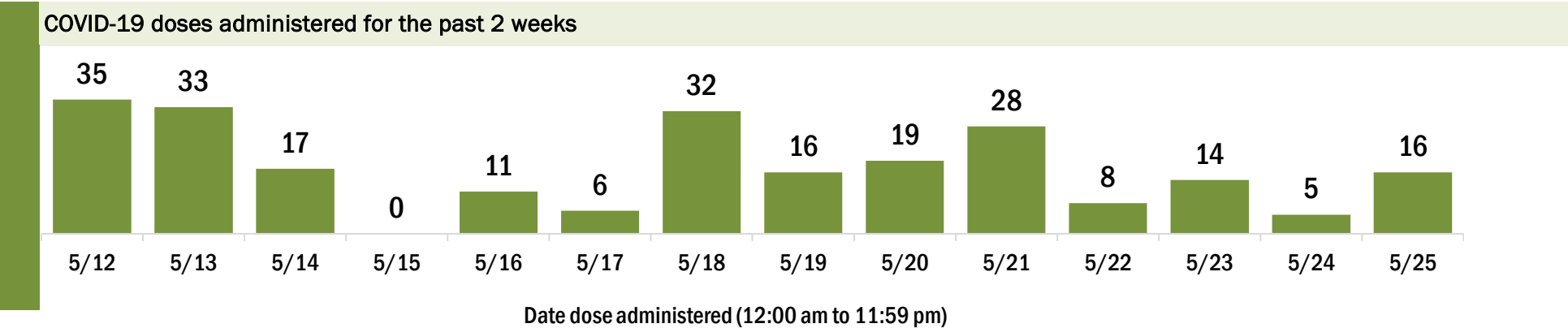
Data in this report are provisional and subject to change.

Data in this summary pertain to COVID-19 vaccines approved by the U.S. Food and Drug Administration and have been issued an Emergency Use Authorization (Janssen COVID-19 Vaccine, Moderna COVID-19 Vaccine and Pfizer-BioNTech COVID-19 Vaccine). These data summarize the number of people who have received either their first dose or have completed the series for a COVID-19 vaccine. **A person can only be counted in one category, first dose or series complete.** For persons receiving Moderna or Pfizer vaccines, once they receive their second dose, they are moved from the first dose column to the series completed column. **Because of this, the total first dose category may show a change from report to report not matching the total receiving their first dose from the previous day.** Persons receiving Johnson & Johnson vaccines will always be counted in the series completed column.

COVID-19 doses for vaccinated persons in Florida	
Doses administered	8,073
People receiving one dose of a 1-dose series (Johnson & Johnson) or receiving only one dose of a 2-dose series (Moderna, Pfizer) count once. Persons receiving both doses of a 2-dose series count twice.	

Current status of persons vaccinated for COVID-19 in Florida	
Total people vaccinated	4,358
First dose	499
Series completed	3,859
Completed 1-dose series	144
Completed 2-dose series	3,715
First dose: current number of people who have only received their first dose of the Moderna or Pfizer vaccine.	
Series complete: current number of people who have received both Moderna or Pfizer vaccine doses or one Johnson & Johnson dose and are considered fully immunized.	

Demographic summary	First dose	Series complete	Total people vaccinated
Age group	499	3,859	4,358
12-14 years	3	0	3
15-24 years	22	62	84
25-34 years	64	147	211
35-44 years	62	235	297
45-54 years	71	394	465
55-64 years	111	850	961
65-74 years	119	1,393	1,512
75-84 years	34	650	684
85+ years	13	128	141
Race	499	3,859	4,358
White	364	3,319	3,683
Black	71	290	361
American Indian/Alaskan	0	10	10
Other	32	151	183
Unknown	32	89	121
Other race includes Asian, native Hawaiian/Pacific Islander, or other.			
Ethnicity	499	3,859	4,358
Hispanic	14	57	71
Non-Hispanic	332	3,067	3,399
Unknown	153	735	888
Gender	499	3,859	4,358
Female	216	1,886	2,102
Male	283	1,973	2,256
Unknown	0	0	0



COVID-19: Gadsden County vaccine summary

Vaccination data through May 25, 2021 as of May 26, 2021 at 12:05 AM

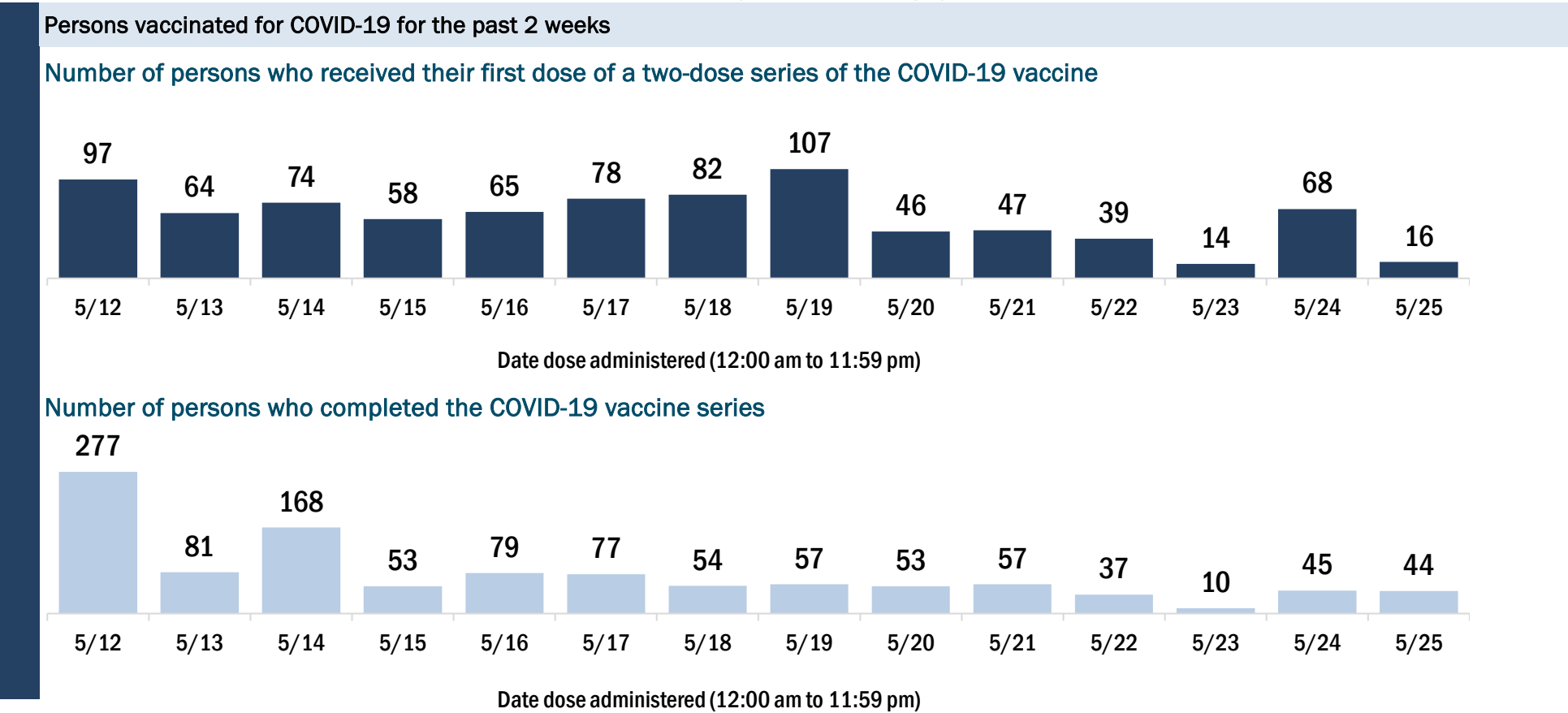
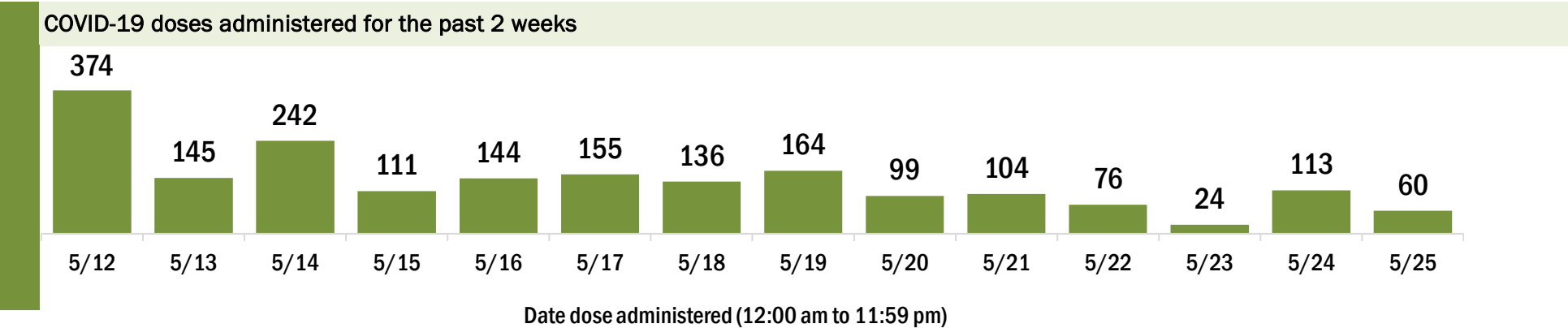
Data in this report are provisional and subject to change.

Data in this summary pertain to COVID-19 vaccines approved by the U.S. Food and Drug Administration and have been issued an Emergency Use Authorization (Janssen COVID-19 Vaccine, Moderna COVID-19 Vaccine and Pfizer-BioNTech COVID-19 Vaccine). These data summarize the number of people who have received either their first dose or have completed the series for a COVID-19 vaccine. **A person can only be counted in one category, first dose or series complete.** For persons receiving Moderna or Pfizer vaccines, once they receive their second dose, they are moved from the first dose column to the series completed column. **Because of this, the total first dose category may show a change from report to report not matching the total receiving their first dose from the previous day.** Persons receiving Johnson & Johnson vaccines will always be counted in the series completed column.

COVID-19 doses for vaccinated persons in Florida	
Doses administered	31,761
People receiving one dose of a 1-dose series (Johnson & Johnson) or receiving only one dose of a 2-dose series (Moderna, Pfizer) count once. Persons receiving both doses of a 2-dose series count twice.	

Current status of persons vaccinated for COVID-19 in Florida	
Total people vaccinated	18,227
First dose	2,803
Series completed	15,424
Completed 1-dose series	1,890
Completed 2-dose series	13,534
First dose: current number of people who have only received their first dose of the Moderna or Pfizer vaccine.	
Series complete: current number of people who have received both Moderna or Pfizer vaccine doses or one Johnson & Johnson dose and are considered fully immunized.	

Demographic summary	First dose	Series complete	Total people vaccinated
Age group	2,803	15,424	18,227
12-14 years	55	0	55
15-24 years	302	508	810
25-34 years	317	997	1,314
35-44 years	480	1,691	2,171
45-54 years	533	2,380	2,913
55-64 years	526	3,555	4,081
65-74 years	352	3,880	4,232
75-84 years	169	1,816	1,985
85+ years	69	597	666
Race	2,803	15,424	18,227
White	745	5,533	6,278
Black	1,289	6,720	8,009
American Indian/Alaskan	10	31	41
Other	397	2,134	2,531
Unknown	362	1,006	1,368
Other race includes Asian, native Hawaiian/Pacific Islander, or other.			
Ethnicity	2,803	15,424	18,227
Hispanic	357	960	1,317
Non-Hispanic	1,661	12,068	13,729
Unknown	785	2,396	3,181
Gender	2,803	15,424	18,227
Female	1,425	9,276	10,701
Male	1,378	6,148	7,526
Unknown	0	0	0



COVID-19: Gilchrist County vaccine summary

Vaccination data through May 25, 2021 as of May 26, 2021 at 12:05 AM

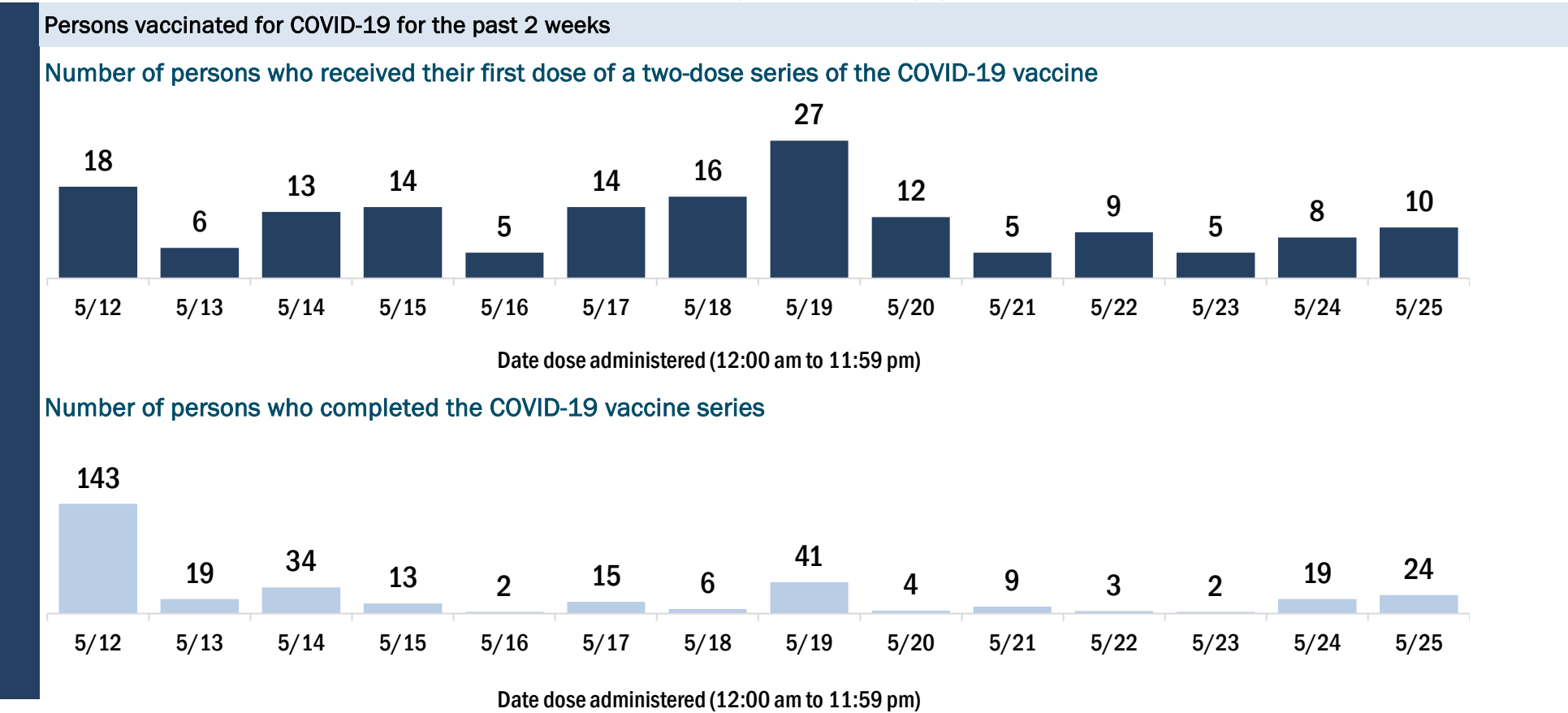
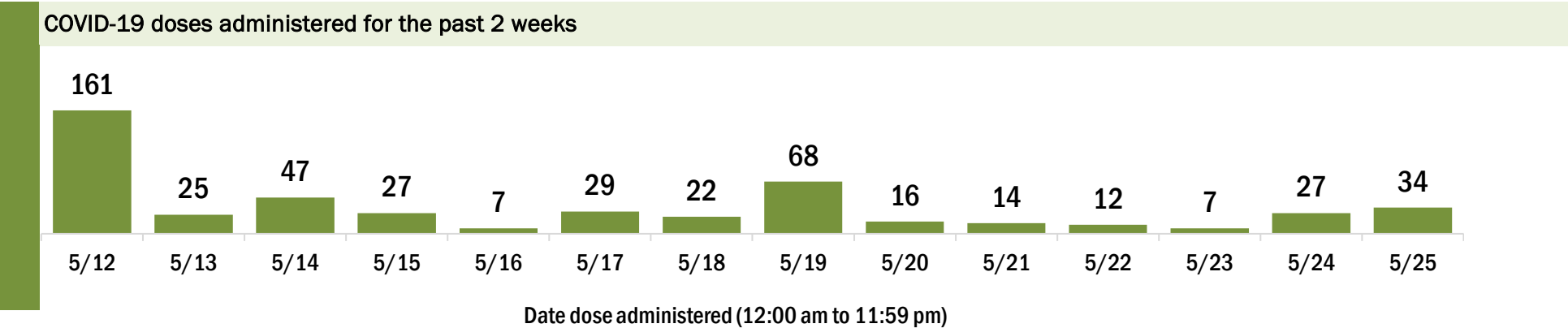
Data in this report are provisional and subject to change.

Data in this summary pertain to COVID-19 vaccines approved by the U.S. Food and Drug Administration and have been issued an Emergency Use Authorization (Janssen COVID-19 Vaccine, Moderna COVID-19 Vaccine and Pfizer-BioNTech COVID-19 Vaccine). These data summarize the number of people who have received either their first dose or have completed the series for a COVID-19 vaccine. **A person can only be counted in one category, first dose or series complete.** For persons receiving Moderna or Pfizer vaccines, once they receive their second dose, they are moved from the first dose column to the series completed column. **Because of this, the total first dose category may show a change from report to report not matching the total receiving their first dose from the previous day.** Persons receiving Johnson & Johnson vaccines will always be counted in the series completed column.

COVID-19 doses for vaccinated persons in Florida	
Doses administered	7,838
People receiving one dose of a 1-dose series (Johnson & Johnson) or receiving only one dose of a 2-dose series (Moderna, Pfizer) count once. Persons receiving both doses of a 2-dose series count twice.	

Current status of persons vaccinated for COVID-19 in Florida	
Total people vaccinated	4,509
First dose	655
Series completed	3,854
Completed 1-dose series	525
Completed 2-dose series	3,329
First dose: current number of people who have only received their first dose of the Moderna or Pfizer vaccine.	
Series complete: current number of people who have received both Moderna or Pfizer vaccine doses or one Johnson & Johnson dose and are considered fully immunized.	

Demographic summary	First dose	Series complete	Total people vaccinated
Age group	655	3,854	4,509
12-14 years	15	0	15
15-24 years	65	110	175
25-34 years	49	172	221
35-44 years	97	248	345
45-54 years	98	452	550
55-64 years	147	841	988
65-74 years	126	1,162	1,288
75-84 years	39	658	697
85+ years	19	211	230
Race	655	3,854	4,509
White	498	2,874	3,372
Black	23	87	110
American Indian/Alaskan	4	15	19
Other	47	269	316
Unknown	83	609	692
Other race includes Asian, native Hawaiian/Pacific Islander, or other.			
Ethnicity	655	3,854	4,509
Hispanic	29	133	162
Non-Hispanic	353	1,871	2,224
Unknown	273	1,850	2,123
Gender	655	3,854	4,509
Female	366	2,126	2,492
Male	289	1,726	2,015
Unknown	0	2	2



COVID-19: Glades County vaccine summary

Vaccination data through May 25, 2021 as of May 26, 2021 at 12:05 AM

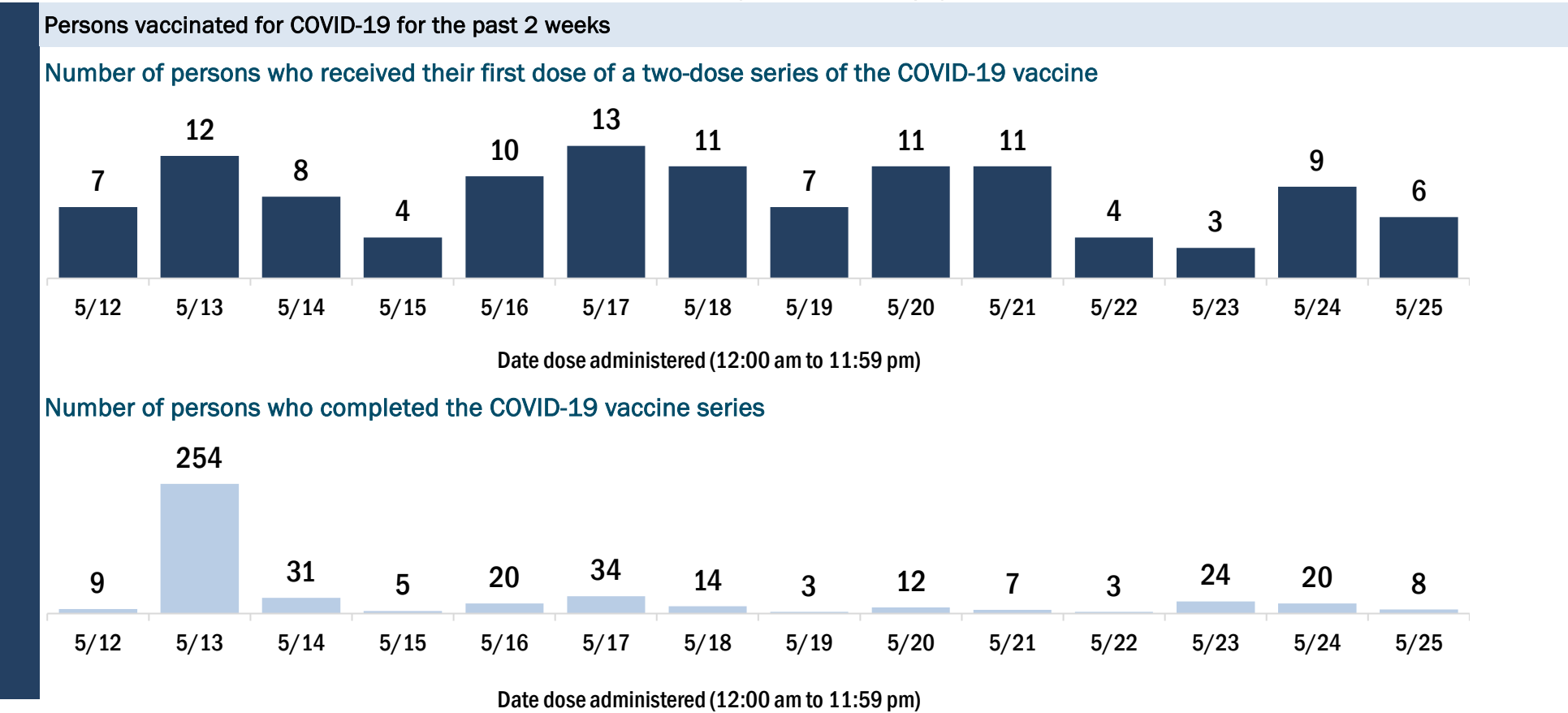
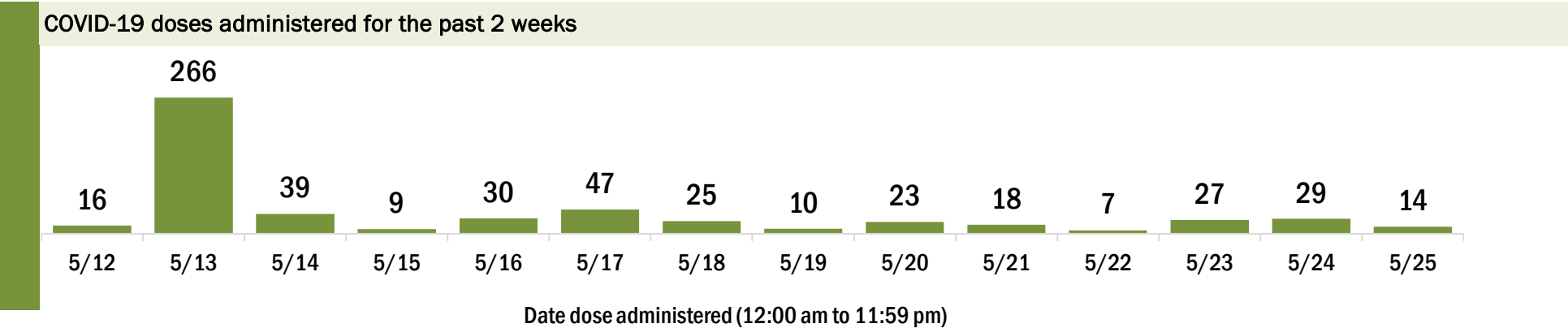
Data in this report are provisional and subject to change.

Data in this summary pertain to COVID-19 vaccines approved by the U.S. Food and Drug Administration and have been issued an Emergency Use Authorization (Janssen COVID-19 Vaccine, Moderna COVID-19 Vaccine and Pfizer-BioNTech COVID-19 Vaccine). These data summarize the number of people who have received either their first dose or have completed the series for a COVID-19 vaccine. **A person can only be counted in one category, first dose or series complete.** For persons receiving Moderna or Pfizer vaccines, once they receive their second dose, they are moved from the first dose column to the series completed column. **Because of this, the total first dose category may show a change from report to report not matching the total receiving their first dose from the previous day.** Persons receiving Johnson & Johnson vaccines will always be counted in the series completed column.

COVID-19 doses for vaccinated persons in Florida	
Doses administered	8,269
People receiving one dose of a 1-dose series (Johnson & Johnson) or receiving only one dose of a 2-dose series (Moderna, Pfizer) count once. Persons receiving both doses of a 2-dose series count twice.	

Current status of persons vaccinated for COVID-19 in Florida	
Total people vaccinated	4,726
First dose	632
Series completed	4,094
Completed 1-dose series	551
Completed 2-dose series	3,543
First dose: current number of people who have only received their first dose of the Moderna or Pfizer vaccine.	
Series complete: current number of people who have received both Moderna or Pfizer vaccine doses or one Johnson & Johnson dose and are considered fully immunized.	

Demographic summary	First dose	Series complete	Total people vaccinated
Age group	632	4,094	4,726
12-14 years	6	0	6
15-24 years	81	201	282
25-34 years	127	325	452
35-44 years	79	260	339
45-54 years	94	318	412
55-64 years	108	646	754
65-74 years	71	1,327	1,398
75-84 years	54	843	897
85+ years	12	174	186
Race	632	4,094	4,726
White	506	3,183	3,689
Black	21	142	163
American Indian/Alaskan	2	24	26
Other	44	264	308
Unknown	59	481	540
Other race includes Asian, native Hawaiian/Pacific Islander, or other.			
Ethnicity	632	4,094	4,726
Hispanic	267	741	1,008
Non-Hispanic	220	1,918	2,138
Unknown	145	1,435	1,580
Gender	632	4,094	4,726
Female	222	1,794	2,016
Male	409	2,299	2,708
Unknown	1	1	2



COVID-19: Gulf County vaccine summary

Vaccination data through May 25, 2021 as of May 26, 2021 at 12:05 AM

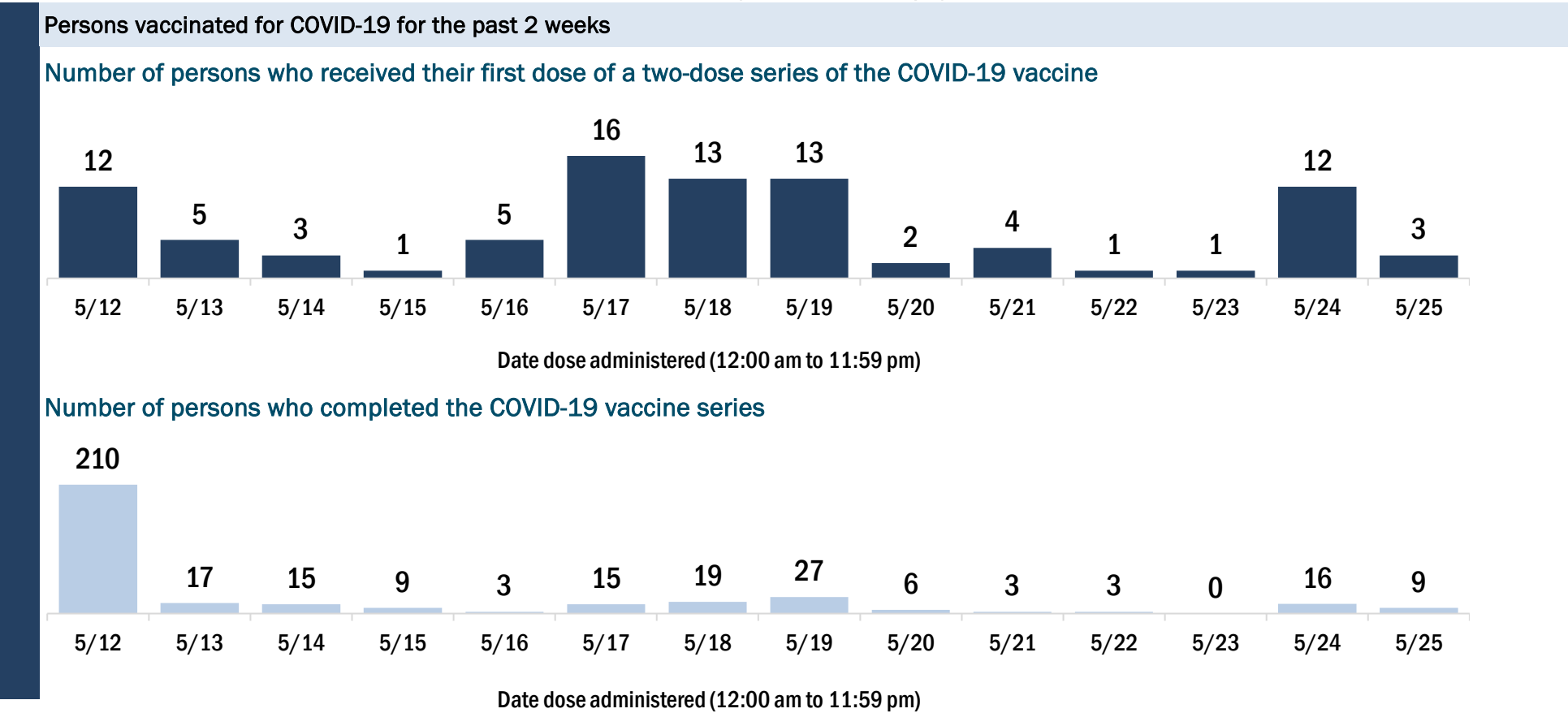
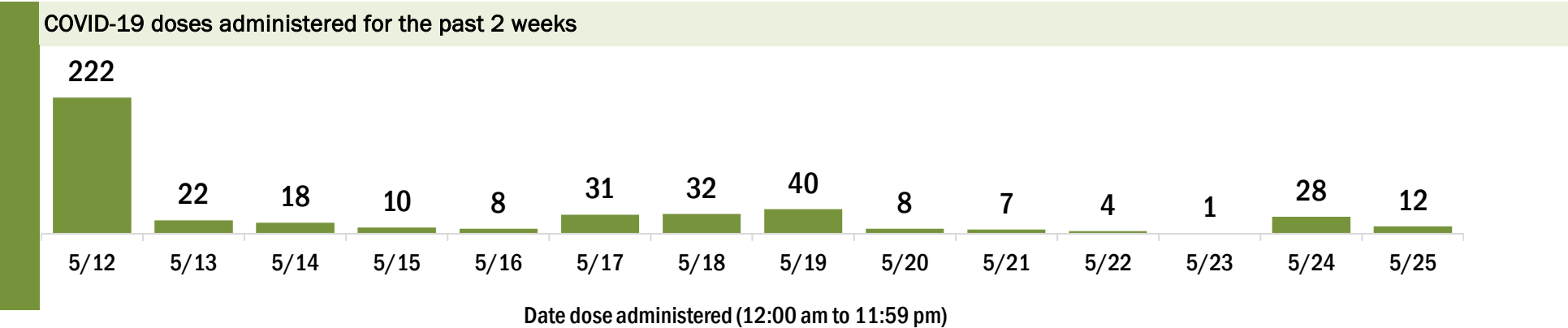
Data in this report are provisional and subject to change.

Data in this summary pertain to COVID-19 vaccines approved by the U.S. Food and Drug Administration and have been issued an Emergency Use Authorization (Janssen COVID-19 Vaccine, Moderna COVID-19 Vaccine and Pfizer-BioNTech COVID-19 Vaccine). These data summarize the number of people who have received either their first dose or have completed the series for a COVID-19 vaccine. **A person can only be counted in one category, first dose or series complete.** For persons receiving Moderna or Pfizer vaccines, once they receive their second dose, they are moved from the first dose column to the series completed column. **Because of this, the total first dose category may show a change from report to report not matching the total receiving their first dose from the previous day.** Persons receiving Johnson & Johnson vaccines will always be counted in the series completed column.

COVID-19 doses for vaccinated persons in Florida	
Doses administered	8,340
People receiving one dose of a 1-dose series (Johnson & Johnson) or receiving only one dose of a 2-dose series (Moderna, Pfizer) count once. Persons receiving both doses of a 2-dose series count twice.	

Current status of persons vaccinated for COVID-19 in Florida	
Total people vaccinated	4,706
First dose	804
Series completed	3,902
Completed 1-dose series	268
Completed 2-dose series	3,634
First dose: current number of people who have only received their first dose of the Moderna or Pfizer vaccine.	
Series complete: current number of people who have received both Moderna or Pfizer vaccine doses or one Johnson & Johnson dose and are considered fully immunized.	

Demographic summary	First dose	Series complete	Total people vaccinated
Age group	804	3,902	4,706
12-14 years	5	0	5
15-24 years	57	84	141
25-34 years	105	149	254
35-44 years	127	223	350
45-54 years	150	400	550
55-64 years	172	751	923
65-74 years	120	1,426	1,546
75-84 years	60	686	746
85+ years	8	183	191
Race	804	3,902	4,706
White	562	3,323	3,885
Black	176	374	550
American Indian/Alaskan	2	13	15
Other	46	126	172
Unknown	18	66	84
Other race includes Asian, native Hawaiian/Pacific Islander, or other.			
Ethnicity	804	3,902	4,706
Hispanic	14	54	68
Non-Hispanic	395	3,243	3,638
Unknown	395	605	1,000
Gender	804	3,902	4,706
Female	326	1,958	2,284
Male	478	1,944	2,422
Unknown	0	0	0



COVID-19: Hamilton County vaccine summary

Vaccination data through May 25, 2021 as of May 26, 2021 at 12:05 AM

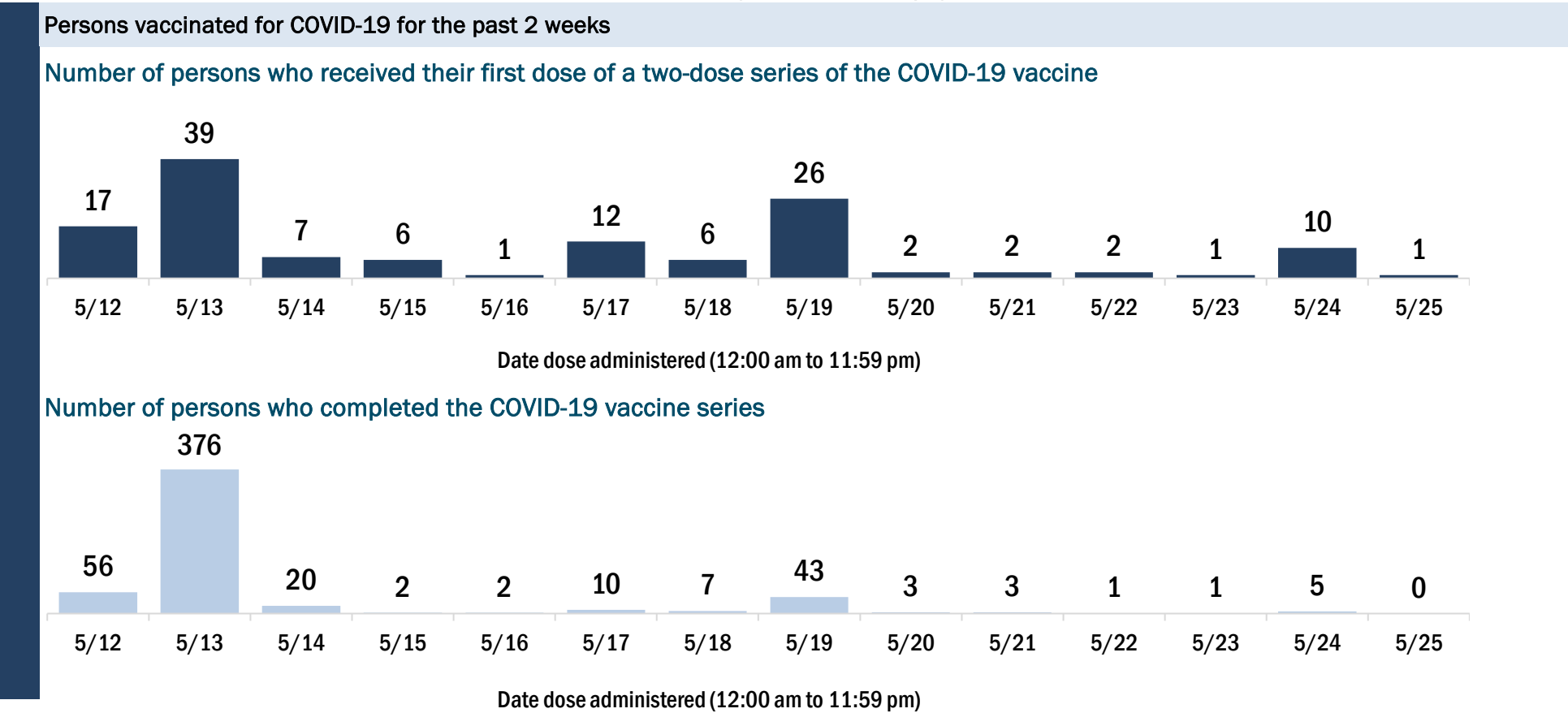
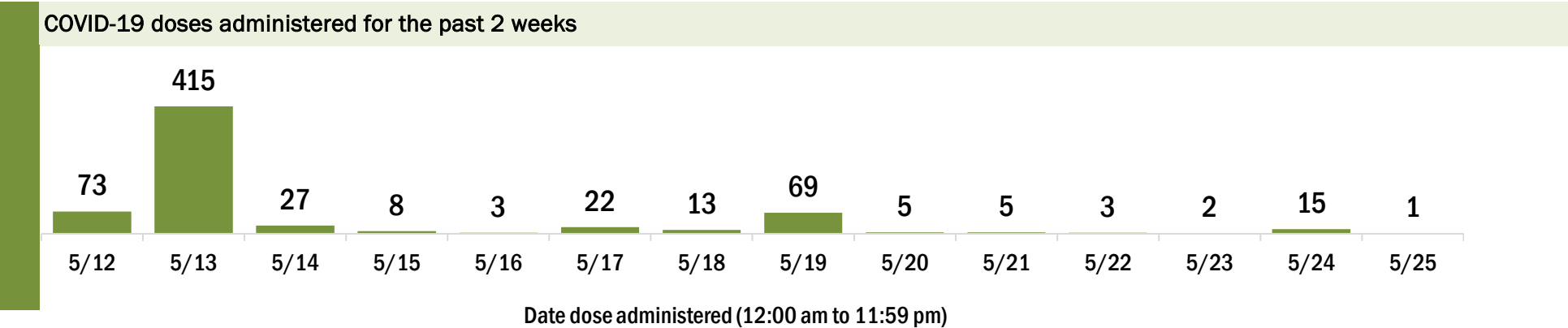
Data in this report are provisional and subject to change.

Data in this summary pertain to COVID-19 vaccines approved by the U.S. Food and Drug Administration and have been issued an Emergency Use Authorization (Janssen COVID-19 Vaccine, Moderna COVID-19 Vaccine and Pfizer-BioNTech COVID-19 Vaccine). These data summarize the number of people who have received either their first dose or have completed the series for a COVID-19 vaccine. **A person can only be counted in one category, first dose or series complete.** For persons receiving Moderna or Pfizer vaccines, once they receive their second dose, they are moved from the first dose column to the series completed column. **Because of this, the total first dose category may show a change from report to report not matching the total receiving their first dose from the previous day.** Persons receiving Johnson & Johnson vaccines will always be counted in the series completed column.

COVID-19 doses for vaccinated persons in Florida	
Doses administered	6,053
People receiving one dose of a 1-dose series (Johnson & Johnson) or receiving only one dose of a 2-dose series (Moderna, Pfizer) count once. Persons receiving both doses of a 2-dose series count twice.	

Current status of persons vaccinated for COVID-19 in Florida	
Total people vaccinated	3,344
First dose	400
Series completed	2,944
Completed 1-dose series	235
Completed 2-dose series	2,709
First dose: current number of people who have only received their first dose of the Moderna or Pfizer vaccine.	
Series complete: current number of people who have received both Moderna or Pfizer vaccine doses or one Johnson & Johnson dose and are considered fully immunized.	

Demographic summary	First dose	Series complete	Total people vaccinated
Age group	400	2,944	3,344
12-14 years	6	0	6
15-24 years	37	66	103
25-34 years	61	153	214
35-44 years	72	223	295
45-54 years	67	346	413
55-64 years	84	662	746
65-74 years	41	930	971
75-84 years	21	439	460
85+ years	11	125	136
Race	400	2,944	3,344
White	193	1,684	1,877
Black	157	808	965
American Indian/Alaskan	2	6	8
Other	28	211	239
Unknown	20	235	255
Other race includes Asian, native Hawaiian/Pacific Islander, or other.			
Ethnicity	400	2,944	3,344
Hispanic	26	114	140
Non-Hispanic	263	1,905	2,168
Unknown	111	925	1,036
Gender	400	2,944	3,344
Female	160	1,457	1,617
Male	240	1,487	1,727
Unknown	0	0	0



COVID-19: Hardee County vaccine summary

Vaccination data through May 25, 2021 as of May 26, 2021 at 12:05 AM

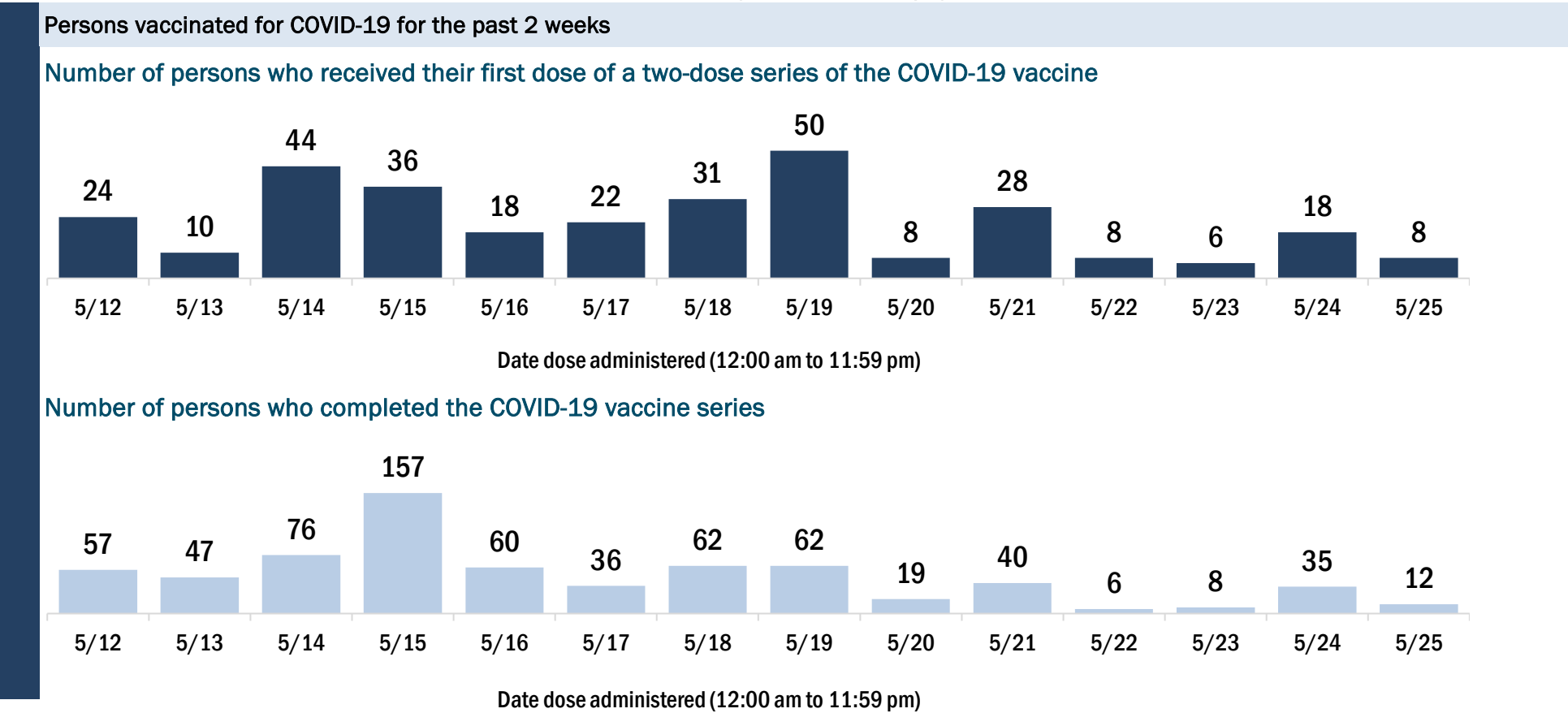
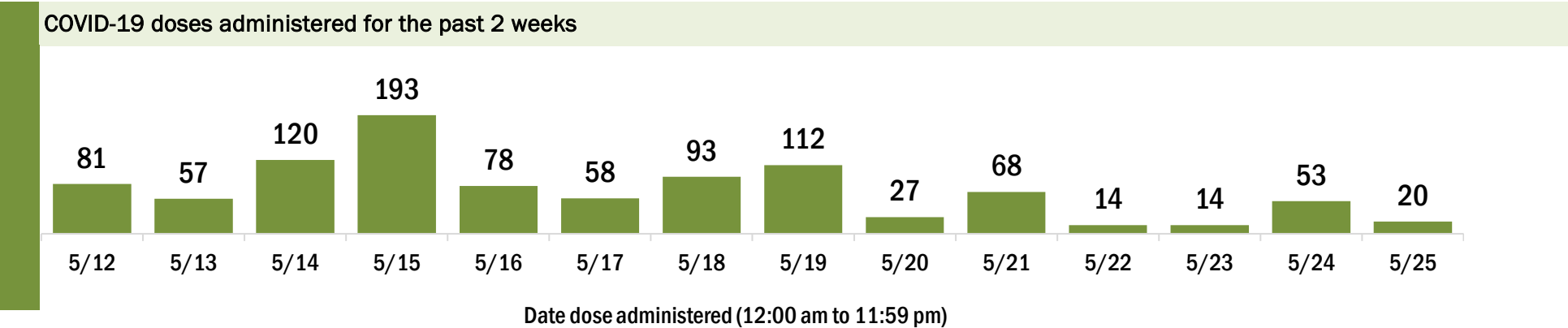
Data in this report are provisional and subject to change.

Data in this summary pertain to COVID-19 vaccines approved by the U.S. Food and Drug Administration and have been issued an Emergency Use Authorization (Janssen COVID-19 Vaccine, Moderna COVID-19 Vaccine and Pfizer-BioNTech COVID-19 Vaccine). These data summarize the number of people who have received either their first dose or have completed the series for a COVID-19 vaccine. **A person can only be counted in one category, first dose or series complete.** For persons receiving Moderna or Pfizer vaccines, once they receive their second dose, they are moved from the first dose column to the series completed column. **Because of this, the total first dose category may show a change from report to report not matching the total receiving their first dose from the previous day.** Persons receiving Johnson & Johnson vaccines will always be counted in the series completed column.

COVID-19 doses for vaccinated persons in Florida	
Doses administered	12,538
People receiving one dose of a 1-dose series (Johnson & Johnson) or receiving only one dose of a 2-dose series (Moderna, Pfizer) count once. Persons receiving both doses of a 2-dose series count twice.	

Current status of persons vaccinated for COVID-19 in Florida	
Total people vaccinated	7,353
First dose	1,699
Series completed	5,654
Completed 1-dose series	469
Completed 2-dose series	5,185
First dose: current number of people who have only received their first dose of the Moderna or Pfizer vaccine.	
Series complete: current number of people who have received both Moderna or Pfizer vaccine doses or one Johnson & Johnson dose and are considered fully immunized.	

Demographic summary	First dose	Series complete	Total people vaccinated
Age group	1,699	5,654	7,353
12-14 years	14	0	14
15-24 years	146	259	405
25-34 years	202	436	638
35-44 years	299	449	748
45-54 years	349	668	1,017
55-64 years	349	1,010	1,359
65-74 years	224	1,540	1,764
75-84 years	91	1,009	1,100
85+ years	25	283	308
Race	1,699	5,654	7,353
White	1,090	4,554	5,644
Black	322	237	559
American Indian/Alaskan	5	28	33
Other	221	580	801
Unknown	61	255	316
Other race includes Asian, native Hawaiian/Pacific Islander, or other.			
Ethnicity	1,699	5,654	7,353
Hispanic	437	1,382	1,819
Non-Hispanic	953	3,607	4,560
Unknown	309	665	974
Gender	1,699	5,654	7,353
Female	577	2,846	3,423
Male	1,121	2,806	3,927
Unknown	1	2	3



COVID-19: Hendry County vaccine summary

Vaccination data through May 25, 2021 as of May 26, 2021 at 12:05 AM

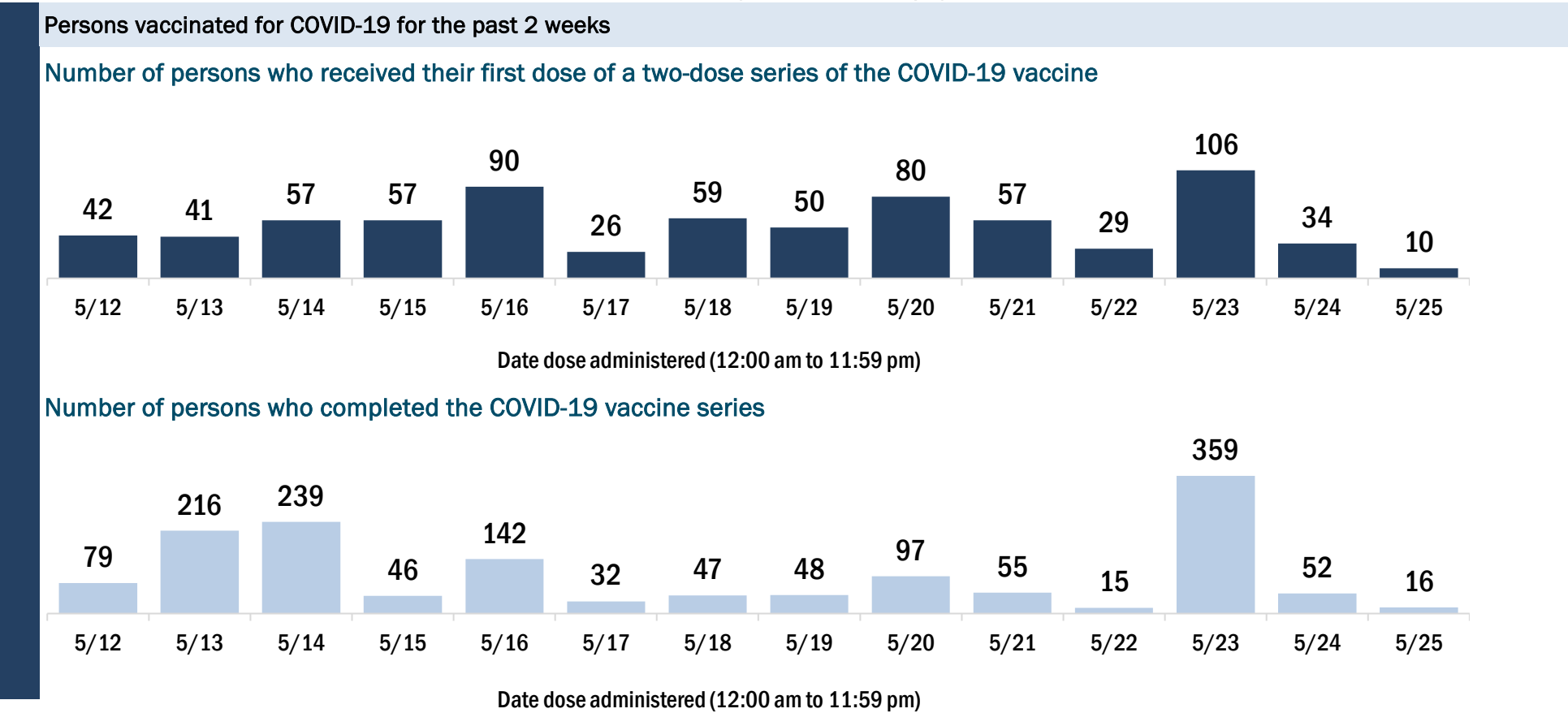
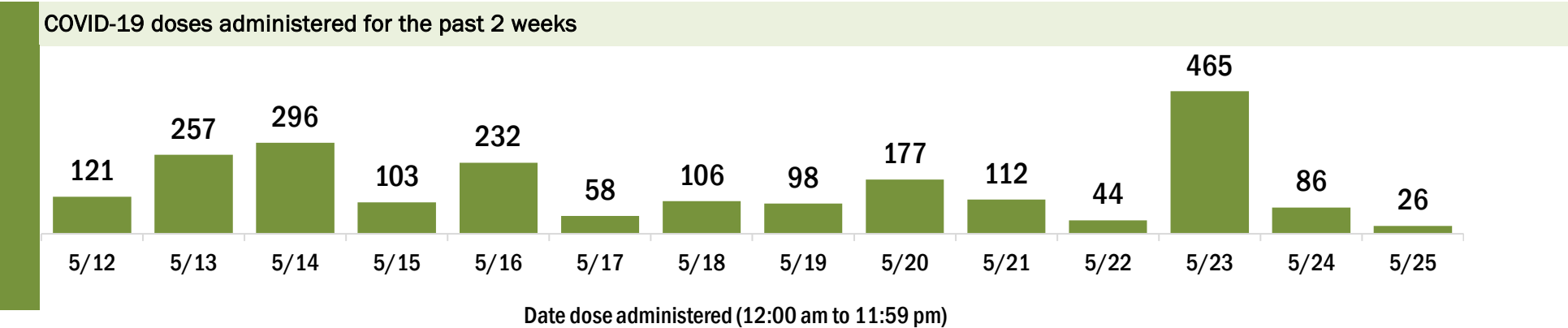
Data in this report are provisional and subject to change.

Data in this summary pertain to COVID-19 vaccines approved by the U.S. Food and Drug Administration and have been issued an Emergency Use Authorization (Janssen COVID-19 Vaccine, Moderna COVID-19 Vaccine and Pfizer-BioNTech COVID-19 Vaccine). These data summarize the number of people who have received either their first dose or have completed the series for a COVID-19 vaccine. **A person can only be counted in one category, first dose or series complete.** For persons receiving Moderna or Pfizer vaccines, once they receive their second dose, they are moved from the first dose column to the series completed column. **Because of this, the total first dose category may show a change from report to report not matching the total receiving their first dose from the previous day.** Persons receiving Johnson & Johnson vaccines will always be counted in the series completed column.

COVID-19 doses for vaccinated persons in Florida	
Doses administered	21,123
People receiving one dose of a 1-dose series (Johnson & Johnson) or receiving only one dose of a 2-dose series (Moderna, Pfizer) count once. Persons receiving both doses of a 2-dose series count twice.	

Current status of persons vaccinated for COVID-19 in Florida	
Total people vaccinated	12,518
First dose	2,388
Series completed	10,130
Completed 1-dose series	1,525
Completed 2-dose series	8,605
First dose: current number of people who have only received their first dose of the Moderna or Pfizer vaccine.	
Series complete: current number of people who have received both Moderna or Pfizer vaccine doses or one Johnson & Johnson dose and are considered fully immunized.	

Demographic summary	First dose	Series complete	Total people vaccinated
Age group	2,388	10,130	12,518
12-14 years	33	0	33
15-24 years	346	725	1,071
25-34 years	373	1,133	1,506
35-44 years	387	1,124	1,511
45-54 years	427	1,540	1,967
55-64 years	449	2,072	2,521
65-74 years	205	2,149	2,354
75-84 years	120	1,075	1,195
85+ years	48	312	360
Race	2,388	10,130	12,518
White	1,575	7,060	8,635
Black	144	662	806
American Indian/Alaskan	4	22	26
Other	419	1,515	1,934
Unknown	246	871	1,117
Other race includes Asian, native Hawaiian/Pacific Islander, or other.			
Ethnicity	2,388	10,130	12,518
Hispanic	1,179	4,142	5,321
Non-Hispanic	593	3,367	3,960
Unknown	616	2,621	3,237
Gender	2,388	10,130	12,518
Female	1,126	4,609	5,735
Male	1,261	5,518	6,779
Unknown	1	3	4



COVID-19: Hernando County vaccine summary

Vaccination data through May 25, 2021 as of May 26, 2021 at 12:05 AM

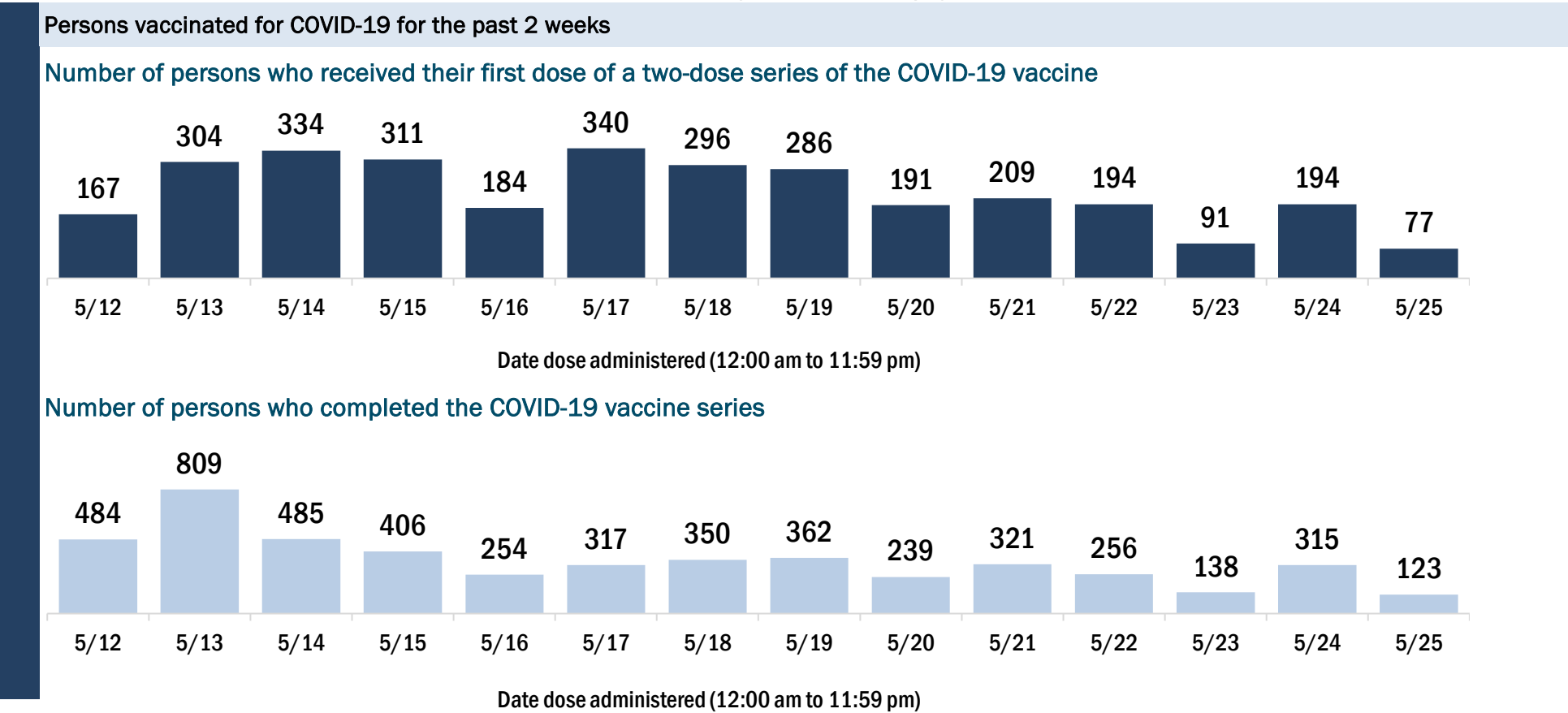
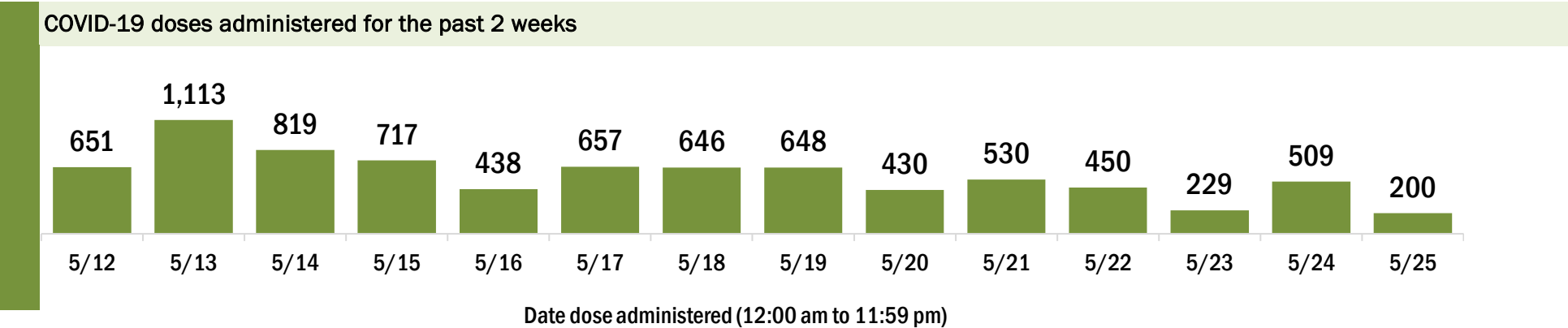
Data in this report are provisional and subject to change.

Data in this summary pertain to COVID-19 vaccines approved by the U.S. Food and Drug Administration and have been issued an Emergency Use Authorization (Janssen COVID-19 Vaccine, Moderna COVID-19 Vaccine and Pfizer-BioNTech COVID-19 Vaccine). These data summarize the number of people who have received either their first dose or have completed the series for a COVID-19 vaccine. **A person can only be counted in one category, first dose or series complete.** For persons receiving Moderna or Pfizer vaccines, once they receive their second dose, they are moved from the first dose column to the series completed column. **Because of this, the total first dose category may show a change from report to report not matching the total receiving their first dose from the previous day.** Persons receiving Johnson & Johnson vaccines will always be counted in the series completed column.

COVID-19 doses for vaccinated persons in Florida	
Doses administered	132,568
People receiving one dose of a 1-dose series (Johnson & Johnson) or receiving only one dose of a 2-dose series (Moderna, Pfizer) count once. Persons receiving both doses of a 2-dose series count twice.	

Current status of persons vaccinated for COVID-19 in Florida	
Total people vaccinated	76,038
First dose	13,333
Series completed	62,705
Completed 1-dose series	6,175
Completed 2-dose series	56,530
First dose: current number of people who have only received their first dose of the Moderna or Pfizer vaccine.	
Series complete: current number of people who have received both Moderna or Pfizer vaccine doses or one Johnson & Johnson dose and are considered fully immunized.	

Demographic summary	First dose	Series complete	Total people vaccinated
Age group	13,333	62,705	76,038
12-14 years	297	0	297
15-24 years	1,296	2,076	3,372
25-34 years	1,158	2,818	3,976
35-44 years	1,431	4,018	5,449
45-54 years	1,831	6,815	8,646
55-64 years	2,551	12,323	14,874
65-74 years	2,437	18,841	21,278
75-84 years	1,646	12,045	13,691
85+ years	686	3,769	4,455
Race	13,333	62,705	76,038
White	8,968	45,006	53,974
Black	476	1,748	2,224
American Indian/Alaskan	77	201	278
Other	1,280	4,552	5,832
Unknown	2,532	11,198	13,730
Other race includes Asian, native Hawaiian/Pacific Islander, or other.			
Ethnicity	13,333	62,705	76,038
Hispanic	1,351	3,860	5,211
Non-Hispanic	6,650	35,030	41,680
Unknown	5,332	23,815	29,147
Gender	13,333	62,705	76,038
Female	7,290	35,717	43,007
Male	6,032	26,951	32,983
Unknown	11	37	48



COVID-19: Highlands County vaccine summary

Vaccination data through May 25, 2021 as of May 26, 2021 at 12:05 AM

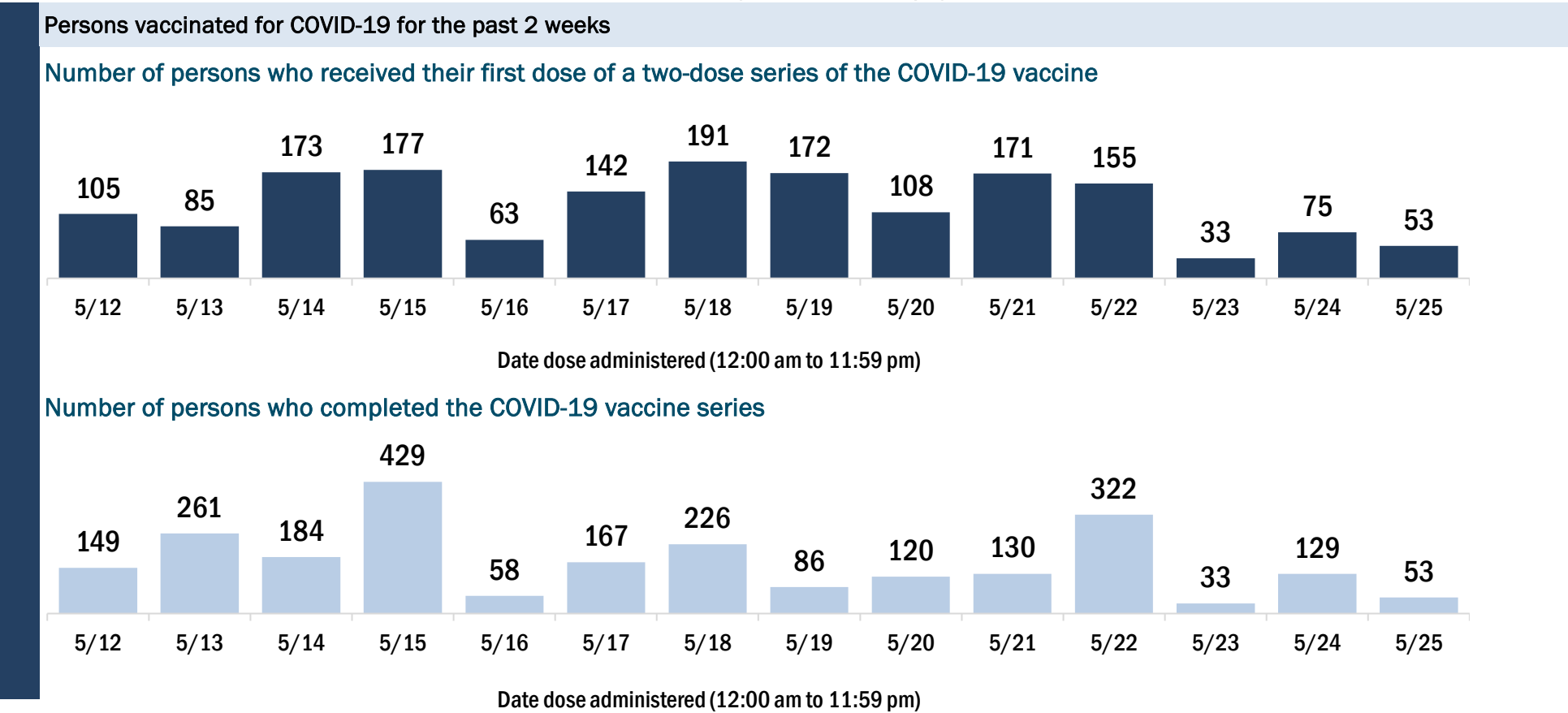
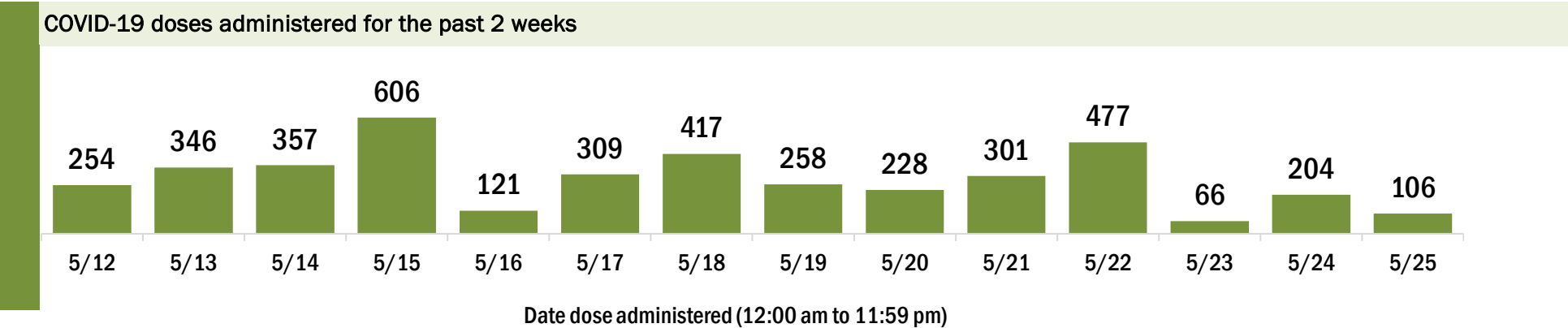
Data in this report are provisional and subject to change.

Data in this summary pertain to COVID-19 vaccines approved by the U.S. Food and Drug Administration and have been issued an Emergency Use Authorization (Janssen COVID-19 Vaccine, Moderna COVID-19 Vaccine and Pfizer-BioNTech COVID-19 Vaccine). These data summarize the number of people who have received either their first dose or have completed the series for a COVID-19 vaccine. **A person can only be counted in one category, first dose or series complete.** For persons receiving Moderna or Pfizer vaccines, once they receive their second dose, they are moved from the first dose column to the series completed column. **Because of this, the total first dose category may show a change from report to report not matching the total receiving their first dose from the previous day.** Persons receiving Johnson & Johnson vaccines will always be counted in the series completed column.

COVID-19 doses for vaccinated persons in Florida	
Doses administered	78,096
People receiving one dose of a 1-dose series (Johnson & Johnson) or receiving only one dose of a 2-dose series (Moderna, Pfizer) count once. Persons receiving both doses of a 2-dose series count twice.	

Current status of persons vaccinated for COVID-19 in Florida	
Total people vaccinated	45,738
First dose	11,727
Series completed	34,011
Completed 1-dose series	1,653
Completed 2-dose series	32,358
First dose: current number of people who have only received their first dose of the Moderna or Pfizer vaccine.	
Series complete: current number of people who have received both Moderna or Pfizer vaccine doses or one Johnson & Johnson dose and are considered fully immunized.	

Demographic summary	First dose	Series complete	Total people vaccinated
Age group	11,727	34,011	45,738
12-14 years	94	0	94
15-24 years	519	778	1,297
25-34 years	541	1,190	1,731
35-44 years	742	1,457	2,199
45-54 years	1,021	2,477	3,498
55-64 years	1,870	5,779	7,649
65-74 years	3,398	11,254	14,652
75-84 years	2,688	8,633	11,321
85+ years	854	2,443	3,297
Race	11,727	34,011	45,738
White	8,807	27,383	36,190
Black	598	1,292	1,890
American Indian/Alaskan	121	245	366
Other	912	2,331	3,243
Unknown	1,289	2,760	4,049
Other race includes Asian, native Hawaiian/Pacific Islander, or other.			
Ethnicity	11,727	34,011	45,738
Hispanic	1,609	3,150	4,759
Non-Hispanic	6,879	24,154	31,033
Unknown	3,239	6,707	9,946
Gender	11,727	34,011	45,738
Female	6,104	18,329	24,433
Male	5,605	15,664	21,269
Unknown	18	18	36



COVID-19: Hillsborough County vaccine summary

Vaccination data through May 25, 2021 as of May 26, 2021 at 12:05 AM

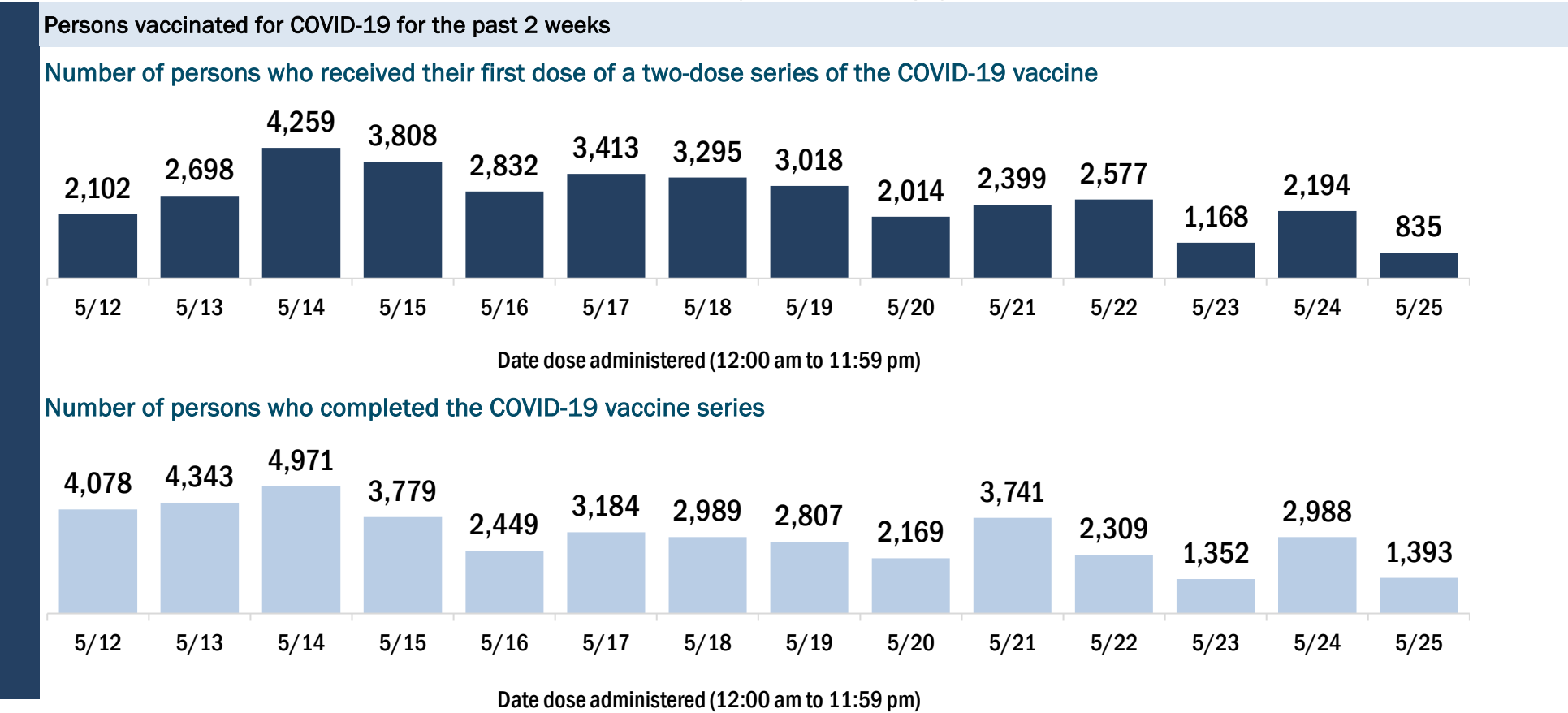
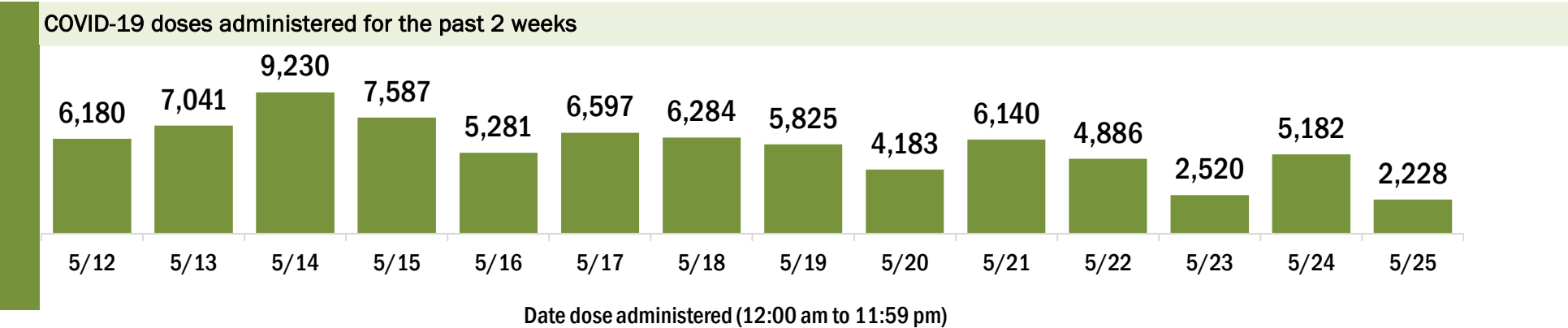
Data in this report are provisional and subject to change.

Data in this summary pertain to COVID-19 vaccines approved by the U.S. Food and Drug Administration and have been issued an Emergency Use Authorization (Janssen COVID-19 Vaccine, Moderna COVID-19 Vaccine and Pfizer-BioNTech COVID-19 Vaccine). These data summarize the number of people who have received either their first dose or have completed the series for a COVID-19 vaccine. **A person can only be counted in one category, first dose or series complete.** For persons receiving Moderna or Pfizer vaccines, once they receive their second dose, they are moved from the first dose column to the series completed column. **Because of this, the total first dose category may show a change from report to report not matching the total receiving their first dose from the previous day.** Persons receiving Johnson & Johnson vaccines will always be counted in the series completed column.

COVID-19 doses for vaccinated persons in Florida	
Doses administered	1,026,522
People receiving one dose of a 1-dose series (Johnson & Johnson) or receiving only one dose of a 2-dose series (Moderna, Pfizer) count once. Persons receiving both doses of a 2-dose series count twice.	

Current status of persons vaccinated for COVID-19 in Florida	
Total people vaccinated	617,720
First dose	148,491
Series completed	469,229
Completed 1-dose series	60,427
Completed 2-dose series	408,802
First dose: current number of people who have only received their first dose of the Moderna or Pfizer vaccine.	
Series complete: current number of people who have received both Moderna or Pfizer vaccine doses or one Johnson & Johnson dose and are considered fully immunized.	

Demographic summary	First dose	Series complete	Total people vaccinated
Age group	148,491	469,229	617,720
12-14 years	5,552	0	5,552
15-24 years	18,317	38,375	56,692
25-34 years	18,698	57,460	76,158
35-44 years	19,097	69,430	88,527
45-54 years	18,836	82,112	100,948
55-64 years	19,275	95,195	114,470
65-74 years	28,876	75,921	104,797
75-84 years	14,903	37,452	52,355
85+ years	4,937	13,284	18,221
Race	148,491	469,229	617,720
White	90,308	299,757	390,065
Black	12,054	32,301	44,355
American Indian/Alaskan	754	1,314	2,068
Other	22,196	66,252	88,448
Unknown	23,179	69,605	92,784
Other race includes Asian, native Hawaiian/Pacific Islander, or other.			
Ethnicity	148,491	469,229	617,720
Hispanic	27,720	54,266	81,986
Non-Hispanic	70,717	263,104	333,821
Unknown	50,054	151,859	201,913
Gender	148,491	469,229	617,720
Female	78,167	258,131	336,298
Male	70,108	210,790	280,898
Unknown	216	308	524



COVID-19: Holmes County vaccine summary

Vaccination data through May 25, 2021 as of May 26, 2021 at 12:05 AM

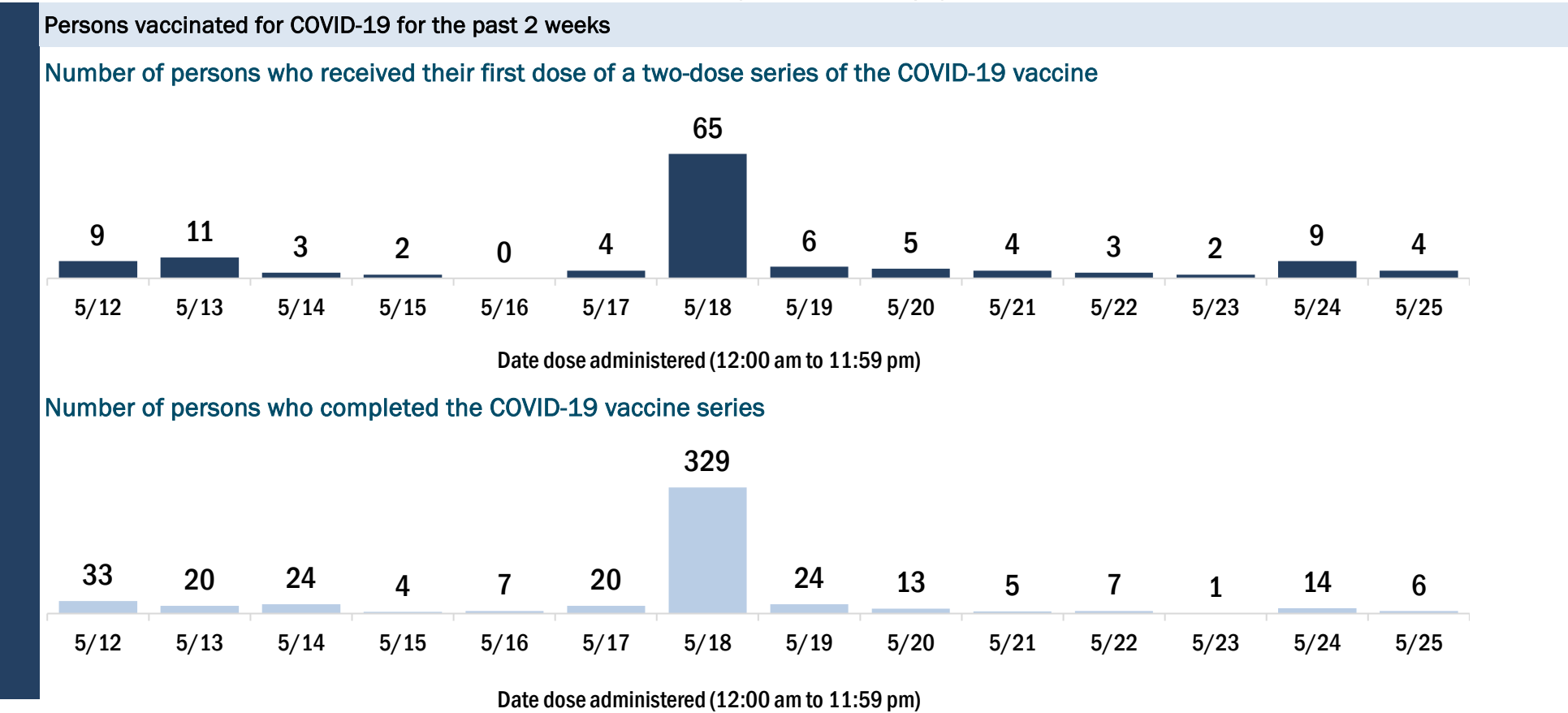
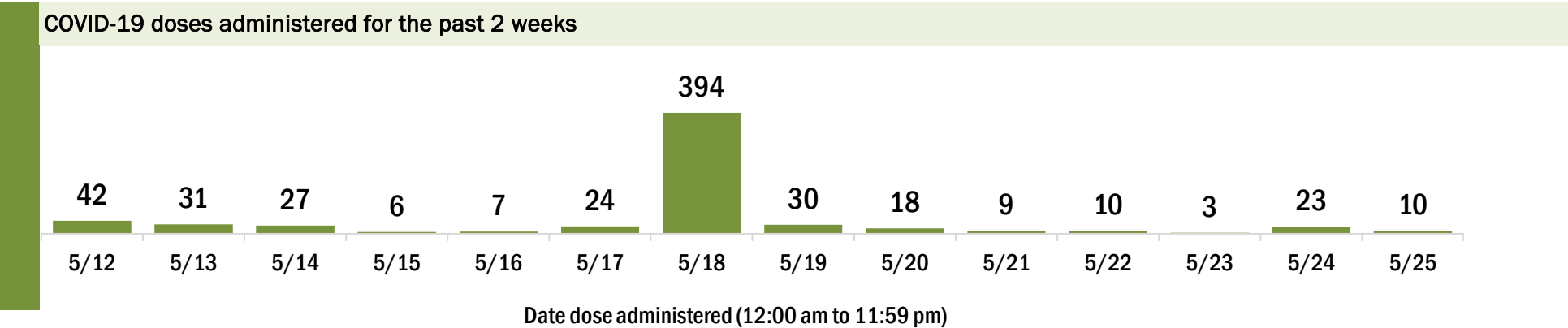
Data in this report are provisional and subject to change.

Data in this summary pertain to COVID-19 vaccines approved by the U.S. Food and Drug Administration and have been issued an Emergency Use Authorization (Janssen COVID-19 Vaccine, Moderna COVID-19 Vaccine and Pfizer-BioNTech COVID-19 Vaccine). These data summarize the number of people who have received either their first dose or have completed the series for a COVID-19 vaccine. **A person can only be counted in one category, first dose or series complete.** For persons receiving Moderna or Pfizer vaccines, once they receive their second dose, they are moved from the first dose column to the series completed column. **Because of this, the total first dose category may show a change from report to report not matching the total receiving their first dose from the previous day.** Persons receiving Johnson & Johnson vaccines will always be counted in the series completed column.

COVID-19 doses for vaccinated persons in Florida	
Doses administered	7,265
People receiving one dose of a 1-dose series (Johnson & Johnson) or receiving only one dose of a 2-dose series (Moderna, Pfizer) count once. Persons receiving both doses of a 2-dose series count twice.	

Current status of persons vaccinated for COVID-19 in Florida	
Total people vaccinated	4,081
First dose	560
Series completed	3,521
Completed 1-dose series	337
Completed 2-dose series	3,184
First dose: current number of people who have only received their first dose of the Moderna or Pfizer vaccine.	
Series complete: current number of people who have received both Moderna or Pfizer vaccine doses or one Johnson & Johnson dose and are considered fully immunized.	

Demographic summary	First dose	Series complete	Total people vaccinated
Age group	560	3,521	4,081
12-14 years	3	0	3
15-24 years	34	88	122
25-34 years	62	180	242
35-44 years	86	252	338
45-54 years	86	390	476
55-64 years	111	734	845
65-74 years	98	1,024	1,122
75-84 years	60	673	733
85+ years	20	180	200
Race	560	3,521	4,081
White	414	2,978	3,392
Black	67	210	277
American Indian/Alaskan	5	34	39
Other	40	201	241
Unknown	34	98	132
Other race includes Asian, native Hawaiian/Pacific Islander, or other.			
Ethnicity	560	3,521	4,081
Hispanic	14	71	85
Non-Hispanic	415	2,981	3,396
Unknown	131	469	600
Gender	560	3,521	4,081
Female	249	1,754	2,003
Male	311	1,767	2,078
Unknown	0	0	0



COVID-19: Indian River County vaccine summary

Vaccination data through May 25, 2021 as of May 26, 2021 at 12:05 AM

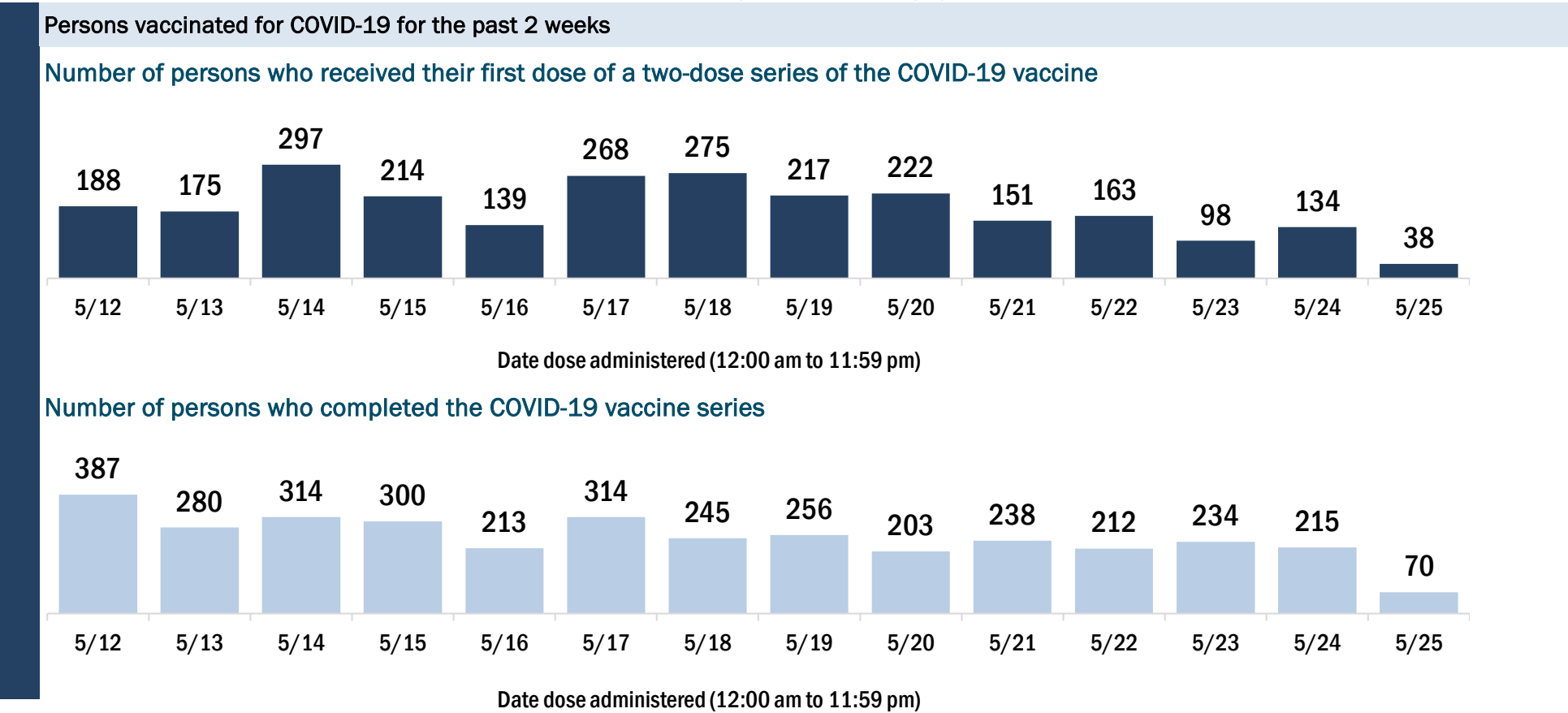
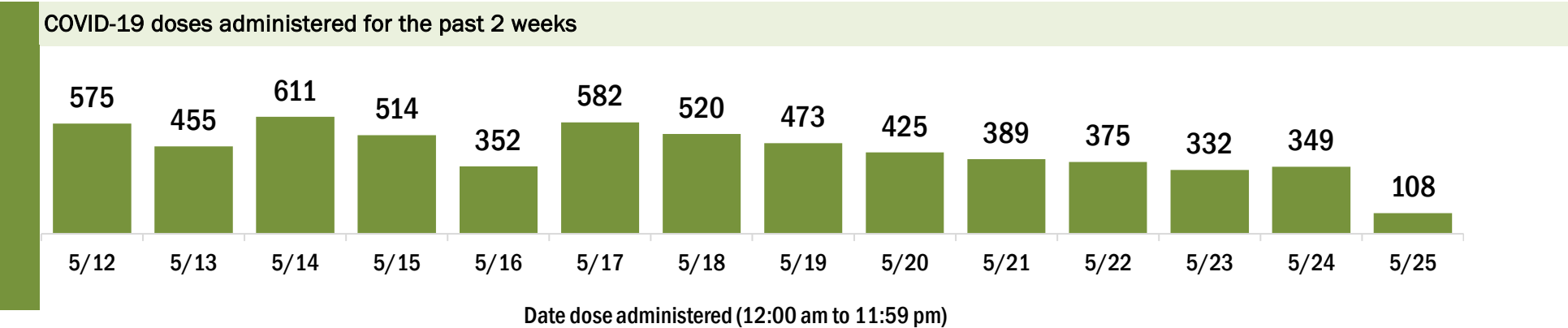
Data in this report are provisional and subject to change.

Data in this summary pertain to COVID-19 vaccines approved by the U.S. Food and Drug Administration and have been issued an Emergency Use Authorization (Janssen COVID-19 Vaccine, Moderna COVID-19 Vaccine and Pfizer-BioNTech COVID-19 Vaccine). These data summarize the number of people who have received either their first dose or have completed the series for a COVID-19 vaccine. **A person can only be counted in one category, first dose or series complete.** For persons receiving Moderna or Pfizer vaccines, once they receive their second dose, they are moved from the first dose column to the series completed column. **Because of this, the total first dose category may show a change from report to report not matching the total receiving their first dose from the previous day.** Persons receiving Johnson & Johnson vaccines will always be counted in the series completed column.

COVID-19 doses for vaccinated persons in Florida	
Doses administered	153,288
People receiving one dose of a 1-dose series (Johnson & Johnson) or receiving only one dose of a 2-dose series (Moderna, Pfizer) count once. Persons receiving both doses of a 2-dose series count twice.	

Current status of persons vaccinated for COVID-19 in Florida	
Total people vaccinated	87,955
First dose	19,479
Series completed	68,476
Completed 1-dose series	3,143
Completed 2-dose series	65,333
First dose: current number of people who have only received their first dose of the Moderna or Pfizer vaccine.	
Series complete: current number of people who have received both Moderna or Pfizer vaccine doses or one Johnson & Johnson dose and are considered fully immunized.	

Demographic summary	First dose	Series complete	Total people vaccinated
Age group	19,479	68,476	87,955
12-14 years	261	0	261
15-24 years	1,253	2,032	3,285
25-34 years	1,321	2,748	4,069
35-44 years	1,478	3,692	5,170
45-54 years	2,031	6,232	8,263
55-64 years	3,604	13,285	16,889
65-74 years	4,493	22,068	26,561
75-84 years	3,491	13,781	17,272
85+ years	1,547	4,638	6,185
Race	19,479	68,476	87,955
White	13,958	49,652	63,610
Black	1,096	2,223	3,319
American Indian/Alaskan	136	338	474
Other	1,559	5,212	6,771
Unknown	2,730	11,051	13,781
Other race includes Asian, native Hawaiian/Pacific Islander, or other.			
Ethnicity	19,479	68,476	87,955
Hispanic	1,992	3,494	5,486
Non-Hispanic	9,405	41,252	50,657
Unknown	8,082	23,730	31,812
Gender	19,479	68,476	87,955
Female	10,392	37,915	48,307
Male	9,060	30,525	39,585
Unknown	27	36	63



COVID-19: Jackson County vaccine summary

Vaccination data through May 25, 2021 as of May 26, 2021 at 12:05 AM

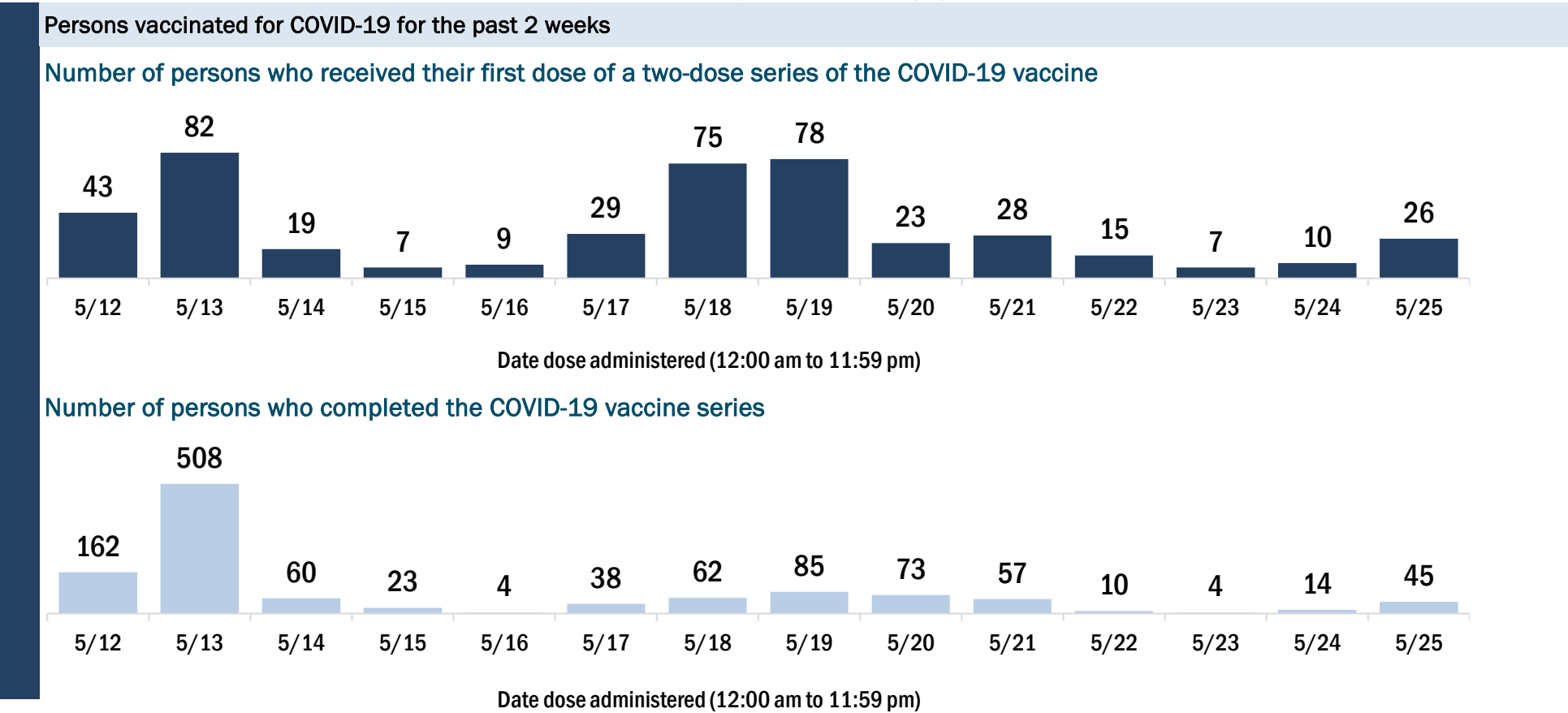
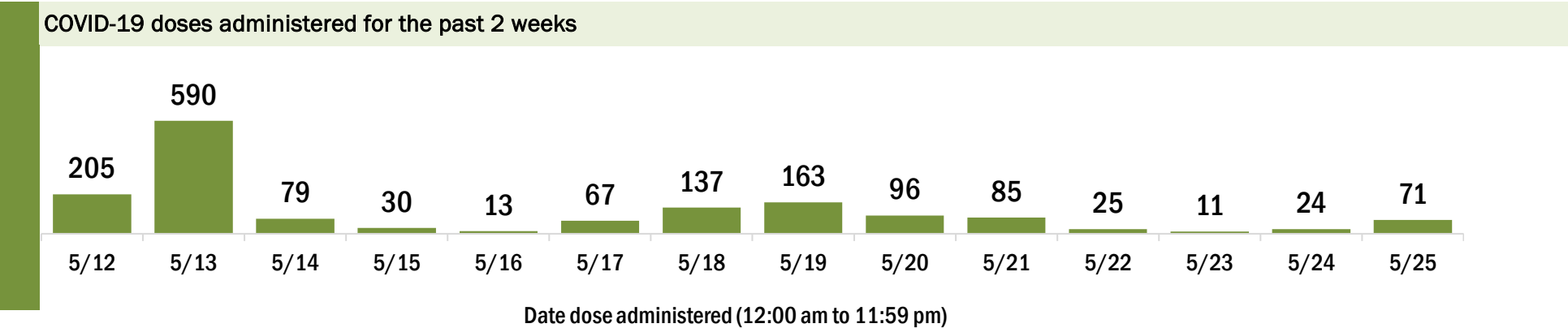
Data in this report are provisional and subject to change.

Data in this summary pertain to COVID-19 vaccines approved by the U.S. Food and Drug Administration and have been issued an Emergency Use Authorization (Janssen COVID-19 Vaccine, Moderna COVID-19 Vaccine and Pfizer-BioNTech COVID-19 Vaccine). These data summarize the number of people who have received either their first dose or have completed the series for a COVID-19 vaccine. **A person can only be counted in one category, first dose or series complete.** For persons receiving Moderna or Pfizer vaccines, once they receive their second dose, they are moved from the first dose column to the series completed column. **Because of this, the total first dose category may show a change from report to report not matching the total receiving their first dose from the previous day.** Persons receiving Johnson & Johnson vaccines will always be counted in the series completed column.

COVID-19 doses for vaccinated persons in Florida	
Doses administered	24,718
People receiving one dose of a 1-dose series (Johnson & Johnson) or receiving only one dose of a 2-dose series (Moderna, Pfizer) count once. Persons receiving both doses of a 2-dose series count twice.	

Current status of persons vaccinated for COVID-19 in Florida	
Total people vaccinated	13,971
First dose	2,214
Series completed	11,757
Completed 1-dose series	1,010
Completed 2-dose series	10,747
First dose: current number of people who have only received their first dose of the Moderna or Pfizer vaccine.	
Series complete: current number of people who have received both Moderna or Pfizer vaccine doses or one Johnson & Johnson dose and are considered fully immunized.	

Demographic summary	First dose	Series complete	Total people vaccinated
Age group	2,214	11,757	13,971
12-14 years	17	0	17
15-24 years	147	278	425
25-34 years	225	698	923
35-44 years	286	1,058	1,344
45-54 years	342	1,581	1,923
55-64 years	365	2,578	2,943
65-74 years	404	3,168	3,572
75-84 years	316	1,793	2,109
85+ years	112	603	715
Race	2,214	11,757	13,971
White	1,286	7,902	9,188
Black	532	2,724	3,256
American Indian/Alaskan	12	58	70
Other	111	518	629
Unknown	273	555	828
Other race includes Asian, native Hawaiian/Pacific Islander, or other.			
Ethnicity	2,214	11,757	13,971
Hispanic	84	330	414
Non-Hispanic	1,237	8,543	9,780
Unknown	893	2,884	3,777
Gender	2,214	11,757	13,971
Female	1,035	5,856	6,891
Male	1,178	5,901	7,079
Unknown	1	0	1



COVID-19: Jefferson County vaccine summary

Vaccination data through May 25, 2021 as of May 26, 2021 at 12:05 AM

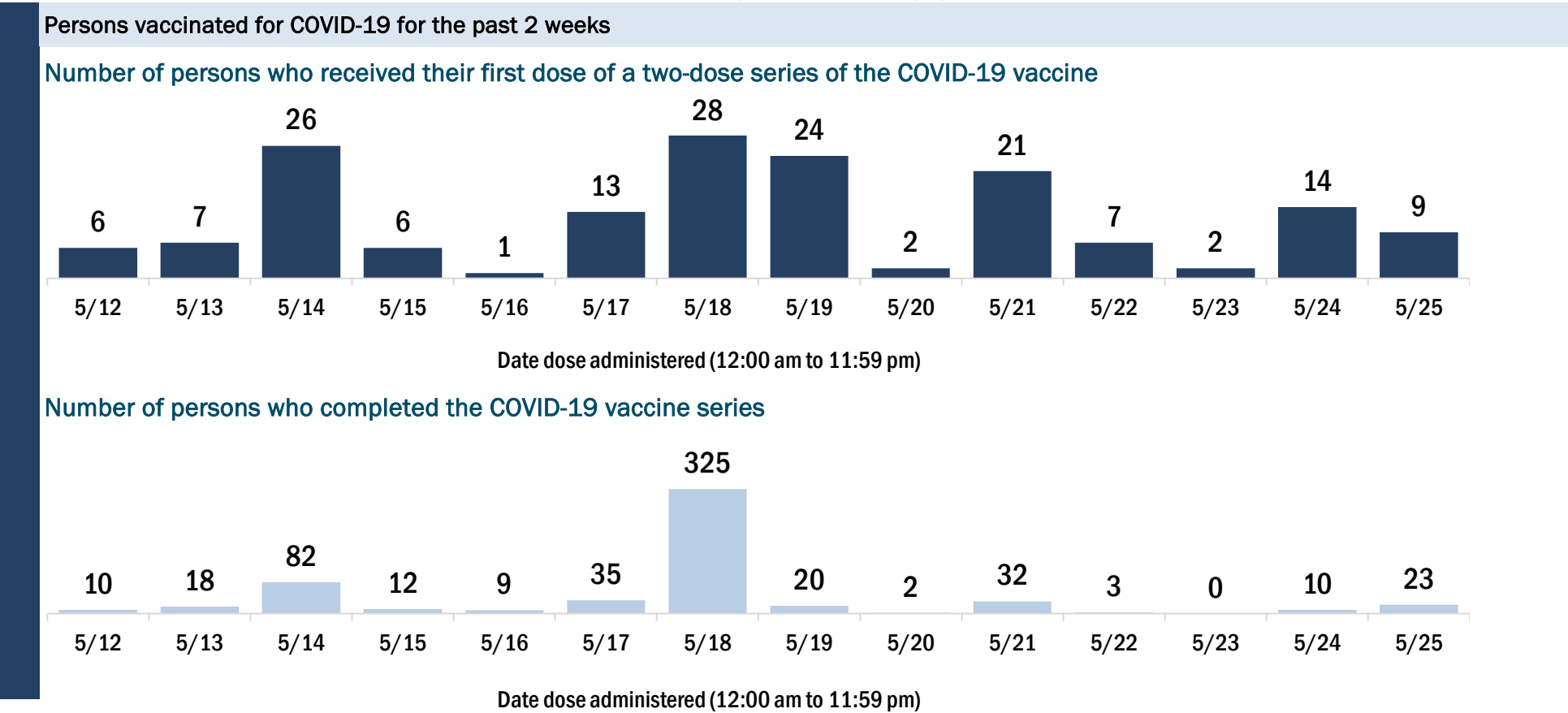
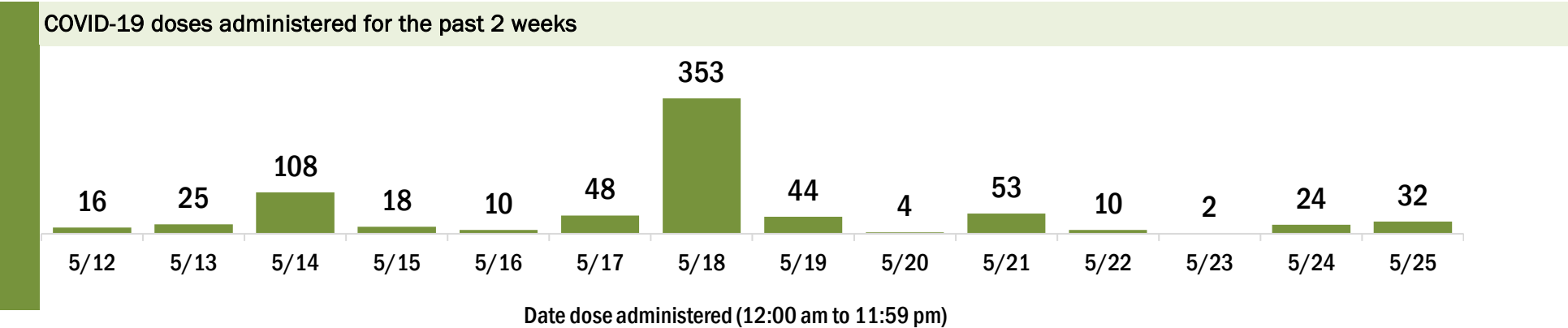
Data in this report are provisional and subject to change.

Data in this summary pertain to COVID-19 vaccines approved by the U.S. Food and Drug Administration and have been issued an Emergency Use Authorization (Janssen COVID-19 Vaccine, Moderna COVID-19 Vaccine and Pfizer-BioNTech COVID-19 Vaccine). These data summarize the number of people who have received either their first dose or have completed the series for a COVID-19 vaccine. **A person can only be counted in one category, first dose or series complete.** For persons receiving Moderna or Pfizer vaccines, once they receive their second dose, they are moved from the first dose column to the series completed column. **Because of this, the total first dose category may show a change from report to report not matching the total receiving their first dose from the previous day.** Persons receiving Johnson & Johnson vaccines will always be counted in the series completed column.

COVID-19 doses for vaccinated persons in Florida	
Doses administered	10,018
People receiving one dose of a 1-dose series (Johnson & Johnson) or receiving only one dose of a 2-dose series (Moderna, Pfizer) count once. Persons receiving both doses of a 2-dose series count twice.	

Current status of persons vaccinated for COVID-19 in Florida	
Total people vaccinated	5,510
First dose	656
Series completed	4,854
Completed 1-dose series	346
Completed 2-dose series	4,508
First dose: current number of people who have only received their first dose of the Moderna or Pfizer vaccine.	
Series complete: current number of people who have received both Moderna or Pfizer vaccine doses or one Johnson & Johnson dose and are considered fully immunized.	

Demographic summary	First dose	Series complete	Total people vaccinated
Age group	656	4,854	5,510
12-14 years	17	0	17
15-24 years	68	133	201
25-34 years	71	212	283
35-44 years	101	347	448
45-54 years	100	661	761
55-64 years	148	1,202	1,350
65-74 years	88	1,417	1,505
75-84 years	47	690	737
85+ years	16	192	208
Race	656	4,854	5,510
White	323	2,799	3,122
Black	207	1,176	1,383
American Indian/Alaskan	4	7	11
Other	62	583	645
Unknown	60	289	349
Other race includes Asian, native Hawaiian/Pacific Islander, or other.			
Ethnicity	656	4,854	5,510
Hispanic	19	115	134
Non-Hispanic	493	3,498	3,991
Unknown	144	1,241	1,385
Gender	656	4,854	5,510
Female	350	2,598	2,948
Male	306	2,256	2,562
Unknown	0	0	0



COVID-19: Lafayette County vaccine summary

Vaccination data through May 25, 2021 as of May 26, 2021 at 12:05 AM

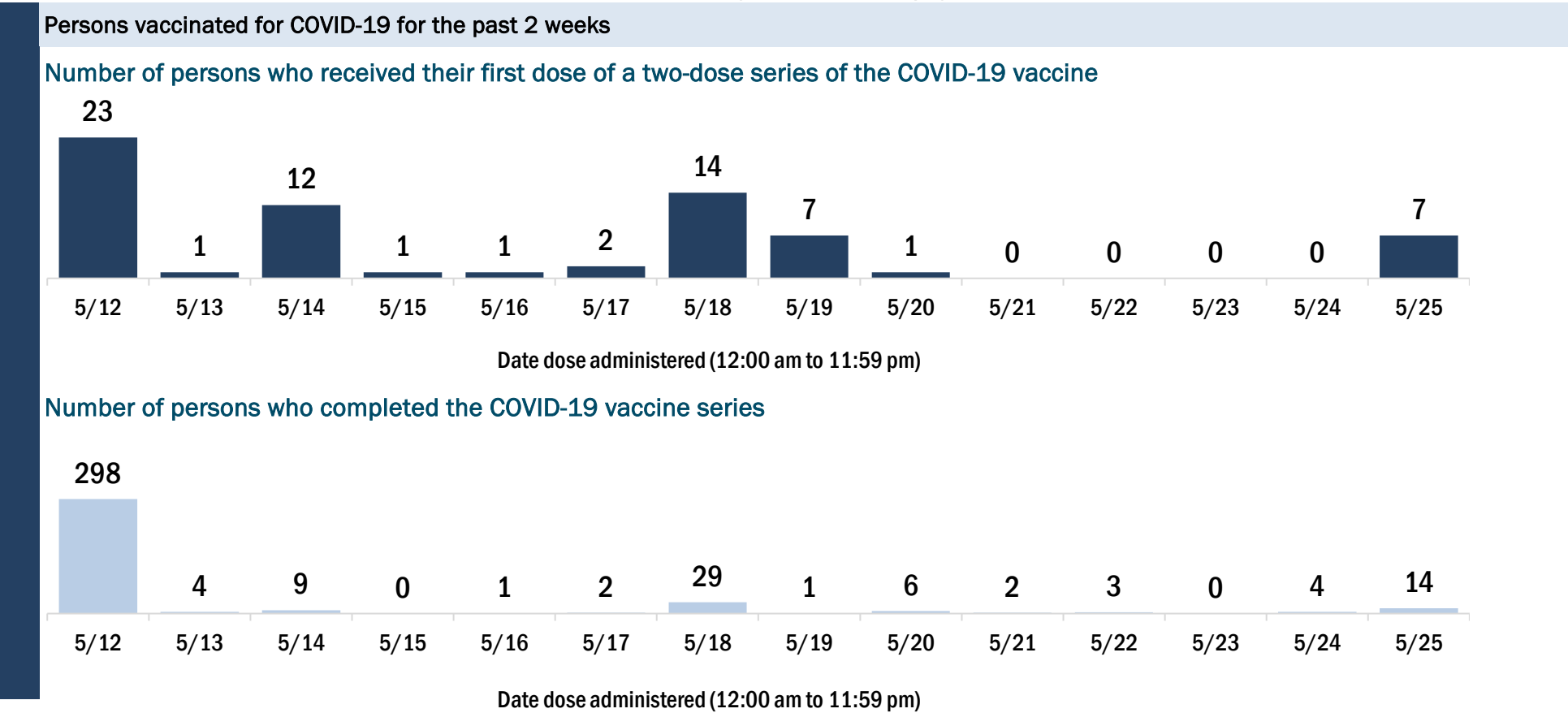
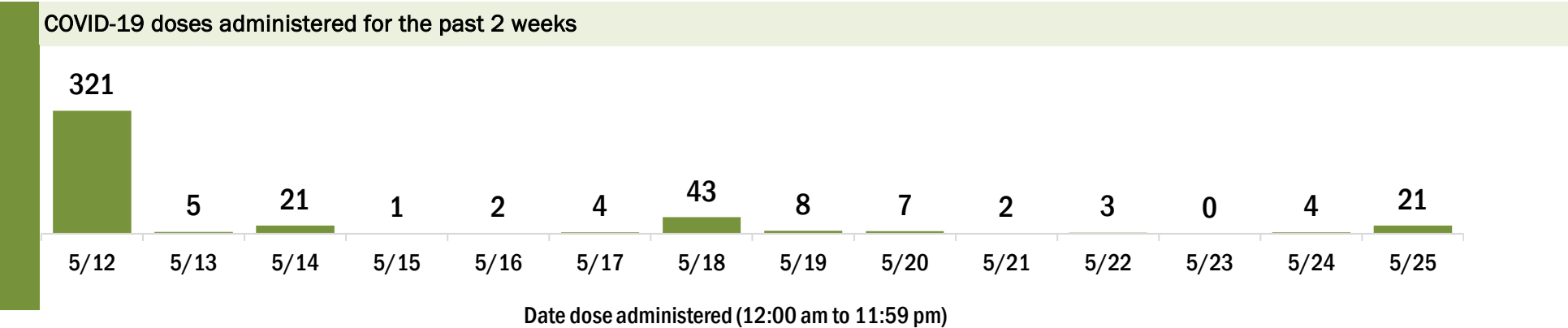
Data in this report are provisional and subject to change.

Data in this summary pertain to COVID-19 vaccines approved by the U.S. Food and Drug Administration and have been issued an Emergency Use Authorization (Janssen COVID-19 Vaccine, Moderna COVID-19 Vaccine and Pfizer-BioNTech COVID-19 Vaccine). These data summarize the number of people who have received either their first dose or have completed the series for a COVID-19 vaccine. **A person can only be counted in one category, first dose or series complete.** For persons receiving Moderna or Pfizer vaccines, once they receive their second dose, they are moved from the first dose column to the series completed column. **Because of this, the total first dose category may show a change from report to report not matching the total receiving their first dose from the previous day.** Persons receiving Johnson & Johnson vaccines will always be counted in the series completed column.

COVID-19 doses for vaccinated persons in Florida	
Doses administered	4,390
People receiving one dose of a 1-dose series (Johnson & Johnson) or receiving only one dose of a 2-dose series (Moderna, Pfizer) count once. Persons receiving both doses of a 2-dose series count twice.	

Current status of persons vaccinated for COVID-19 in Florida	
Total people vaccinated	2,431
First dose	368
Series completed	2,063
Completed 1-dose series	104
Completed 2-dose series	1,959
First dose: current number of people who have only received their first dose of the Moderna or Pfizer vaccine.	
Series complete: current number of people who have received both Moderna or Pfizer vaccine doses or one Johnson & Johnson dose and are considered fully immunized.	

Demographic summary	First dose	Series complete	Total people vaccinated
Age group	368	2,063	2,431
12-14 years	3	0	3
15-24 years	17	36	53
25-34 years	32	102	134
35-44 years	38	161	199
45-54 years	44	246	290
55-64 years	68	325	393
65-74 years	90	713	803
75-84 years	51	376	427
85+ years	25	104	129
Race	368	2,063	2,431
White	246	1,640	1,886
Black	31	178	209
American Indian/Alaskan	2	6	8
Other	28	121	149
Unknown	61	118	179
Other race includes Asian, native Hawaiian/Pacific Islander, or other.			
Ethnicity	368	2,063	2,431
Hispanic	25	110	135
Non-Hispanic	176	1,365	1,541
Unknown	167	588	755
Gender	368	2,063	2,431
Female	175	907	1,082
Male	192	1,156	1,348
Unknown	1	0	1



COVID-19: Lake County vaccine summary

Vaccination data through May 25, 2021 as of May 26, 2021 at 12:05 AM

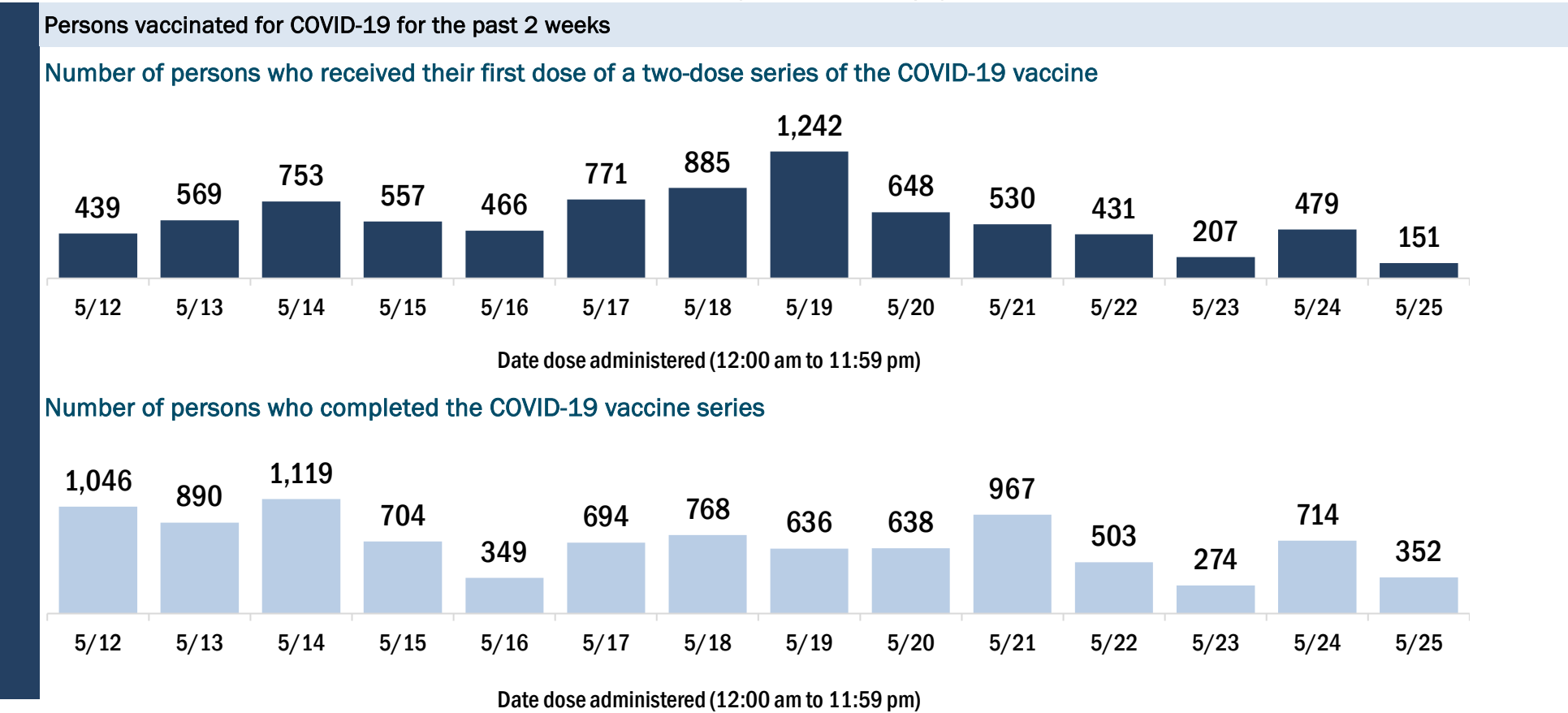
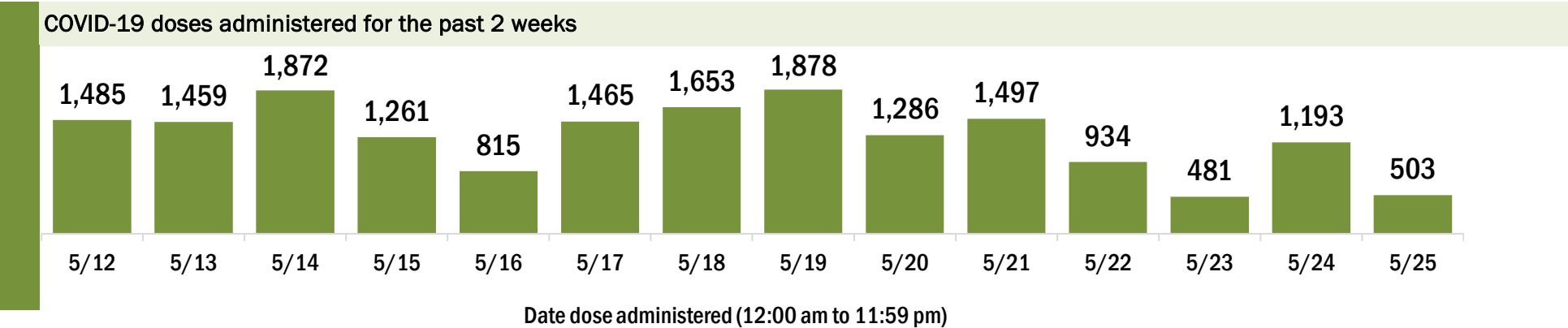
Data in this report are provisional and subject to change.

Data in this summary pertain to COVID-19 vaccines approved by the U.S. Food and Drug Administration and have been issued an Emergency Use Authorization (Janssen COVID-19 Vaccine, Moderna COVID-19 Vaccine and Pfizer-BioNTech COVID-19 Vaccine). These data summarize the number of people who have received either their first dose or have completed the series for a COVID-19 vaccine. **A person can only be counted in one category, first dose or series complete.** For persons receiving Moderna or Pfizer vaccines, once they receive their second dose, they are moved from the first dose column to the series completed column. **Because of this, the total first dose category may show a change from report to report not matching the total receiving their first dose from the previous day.** Persons receiving Johnson & Johnson vaccines will always be counted in the series completed column.

COVID-19 doses for vaccinated persons in Florida	
Doses administered	311,386
People receiving one dose of a 1-dose series (Johnson & Johnson) or receiving only one dose of a 2-dose series (Moderna, Pfizer) count once. Persons receiving both doses of a 2-dose series count twice.	

Current status of persons vaccinated for COVID-19 in Florida	
Total people vaccinated	174,063
First dose	28,141
Series completed	145,922
Completed 1-dose series	8,599
Completed 2-dose series	137,323
First dose: current number of people who have only received their first dose of the Moderna or Pfizer vaccine.	
Series complete: current number of people who have received both Moderna or Pfizer vaccine doses or one Johnson & Johnson dose and are considered fully immunized.	

Demographic summary	First dose	Series complete	Total people vaccinated
Age group	28,141	145,922	174,063
12-14 years	1,390	0	1,390
15-24 years	3,405	6,717	10,122
25-34 years	3,133	8,520	11,653
35-44 years	3,599	11,579	15,178
45-54 years	3,948	16,405	20,353
55-64 years	4,697	26,785	31,482
65-74 years	4,216	41,061	45,277
75-84 years	2,666	26,996	29,662
85+ years	1,087	7,859	8,946
Race	28,141	145,922	174,063
White	17,140	106,392	123,532
Black	2,135	8,124	10,259
American Indian/Alaskan	189	834	1,023
Other	3,601	13,461	17,062
Unknown	5,076	17,111	22,187
Other race includes Asian, native Hawaiian/Pacific Islander, or other.			
Ethnicity	28,141	145,922	174,063
Hispanic	4,194	12,747	16,941
Non-Hispanic	12,303	85,339	97,642
Unknown	11,644	47,836	59,480
Gender	28,141	145,922	174,063
Female	15,115	80,886	96,001
Male	12,981	64,922	77,903
Unknown	45	114	159



COVID-19: Lee County vaccine summary

Vaccination data through May 25, 2021 as of May 26, 2021 at 12:05 AM

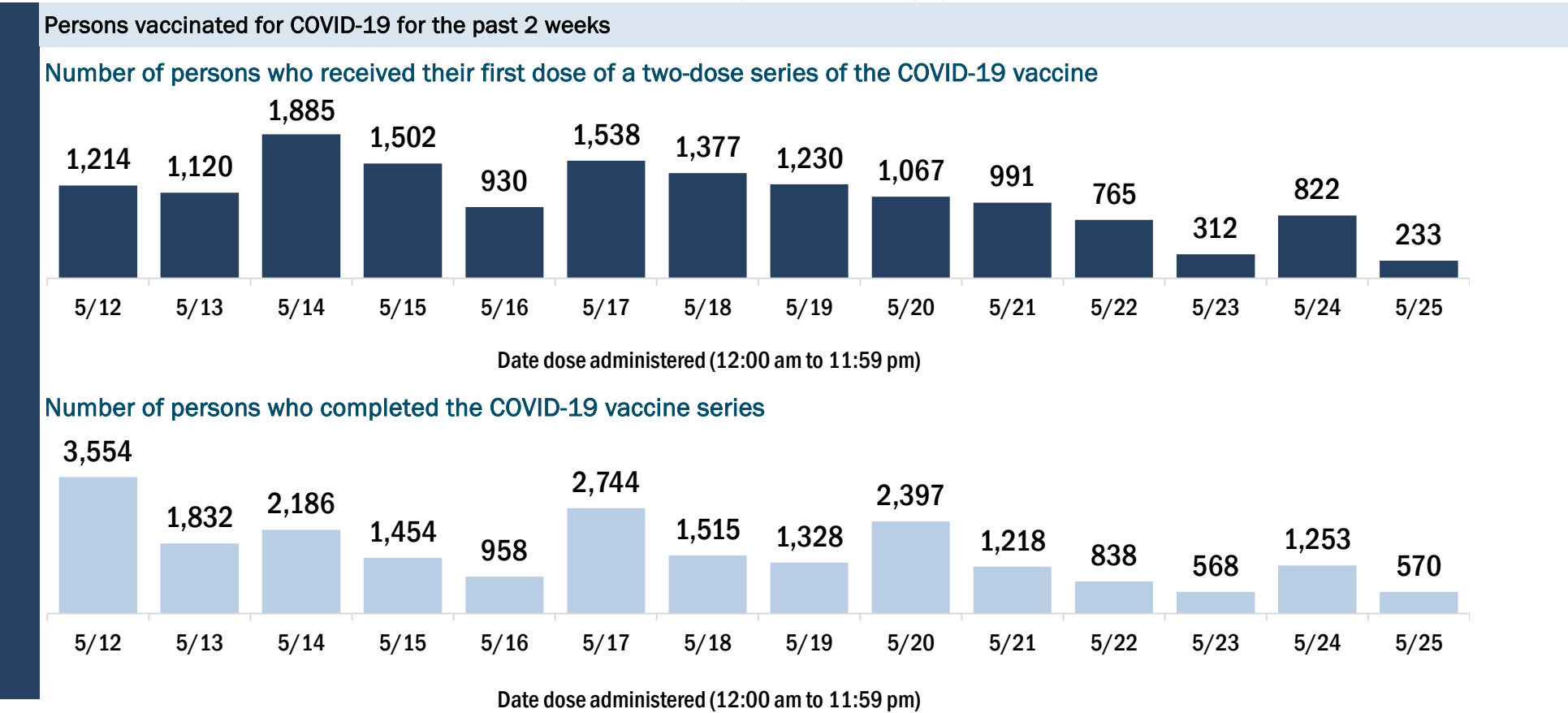
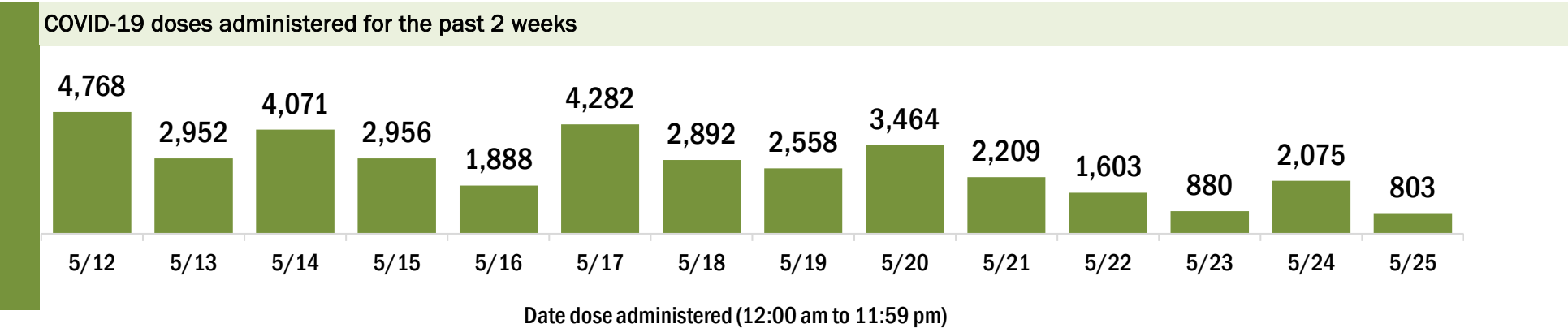
Data in this report are provisional and subject to change.

Data in this summary pertain to COVID-19 vaccines approved by the U.S. Food and Drug Administration and have been issued an Emergency Use Authorization (Janssen COVID-19 Vaccine, Moderna COVID-19 Vaccine and Pfizer-BioNTech COVID-19 Vaccine). These data summarize the number of people who have received either their first dose or have completed the series for a COVID-19 vaccine. **A person can only be counted in one category, first dose or series complete.** For persons receiving Moderna or Pfizer vaccines, once they receive their second dose, they are moved from the first dose column to the series completed column. **Because of this, the total first dose category may show a change from report to report not matching the total receiving their first dose from the previous day.** Persons receiving Johnson & Johnson vaccines will always be counted in the series completed column.

COVID-19 doses for vaccinated persons in Florida	
Doses administered	639,337
People receiving one dose of a 1-dose series (Johnson & Johnson) or receiving only one dose of a 2-dose series (Moderna, Pfizer) count once. Persons receiving both doses of a 2-dose series count twice.	

Current status of persons vaccinated for COVID-19 in Florida	
Total people vaccinated	360,773
First dose	63,907
Series completed	296,866
Completed 1-dose series	18,302
Completed 2-dose series	278,564
First dose: current number of people who have only received their first dose of the Moderna or Pfizer vaccine.	
Series complete: current number of people who have received both Moderna or Pfizer vaccine doses or one Johnson & Johnson dose and are considered fully immunized.	

Demographic summary	First dose	Series complete	Total people vaccinated
Age group	63,907	296,866	360,773
12-14 years	1,373	0	1,373
15-24 years	6,601	9,003	15,604
25-34 years	6,170	14,313	20,483
35-44 years	7,753	19,784	27,537
45-54 years	9,038	29,592	38,630
55-64 years	11,781	57,047	68,828
65-74 years	11,498	95,555	107,053
75-84 years	7,128	56,546	63,674
85+ years	2,565	15,026	17,591
Race	63,907	296,866	360,773
White	41,669	211,425	253,094
Black	3,062	8,105	11,167
American Indian/Alaskan	261	1,036	1,297
Other	6,815	21,286	28,101
Unknown	12,100	55,014	67,114
Other race includes Asian, native Hawaiian/Pacific Islander, or other.			
Ethnicity	63,907	296,866	360,773
Hispanic	12,364	27,656	40,020
Non-Hispanic	28,579	166,954	195,533
Unknown	22,964	102,256	125,220
Gender	63,907	296,866	360,773
Female	33,847	162,911	196,758
Male	29,895	133,500	163,395
Unknown	165	455	620



COVID-19: Leon County vaccine summary

Vaccination data through May 25, 2021 as of May 26, 2021 at 12:05 AM

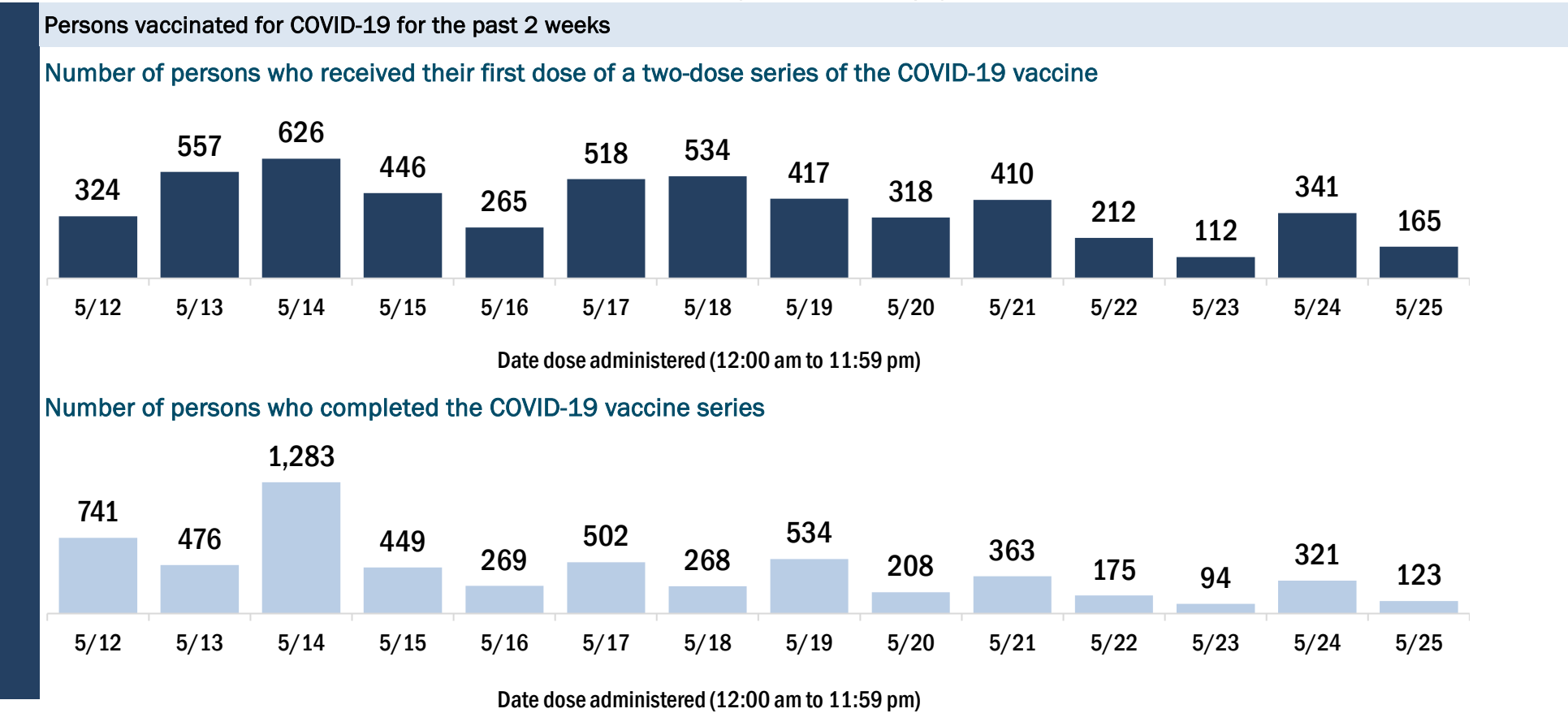
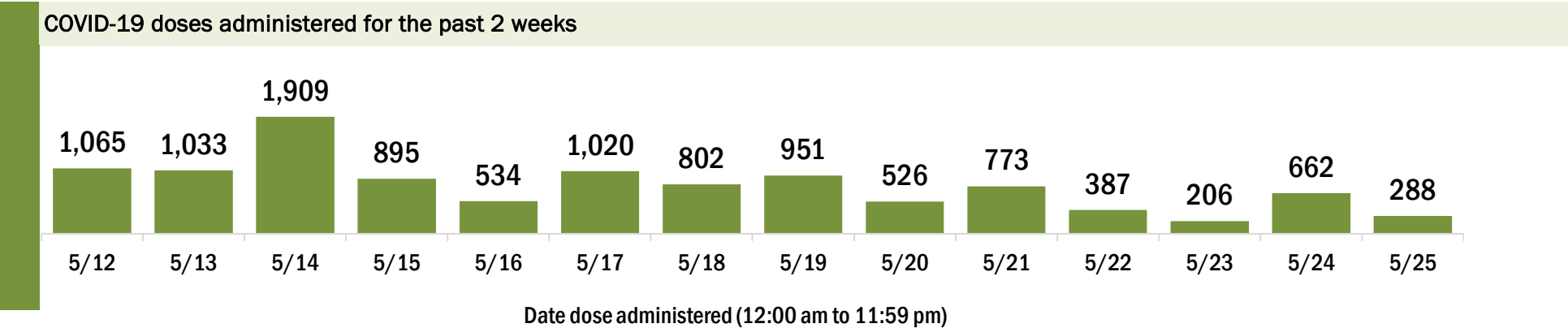
Data in this report are provisional and subject to change.

Data in this summary pertain to COVID-19 vaccines approved by the U.S. Food and Drug Administration and have been issued an Emergency Use Authorization (Janssen COVID-19 Vaccine, Moderna COVID-19 Vaccine and Pfizer-BioNTech COVID-19 Vaccine). These data summarize the number of people who have received either their first dose or have completed the series for a COVID-19 vaccine. **A person can only be counted in one category, first dose or series complete.** For persons receiving Moderna or Pfizer vaccines, once they receive their second dose, they are moved from the first dose column to the series completed column. **Because of this, the total first dose category may show a change from report to report not matching the total receiving their first dose from the previous day.** Persons receiving Johnson & Johnson vaccines will always be counted in the series completed column.

COVID-19 doses for vaccinated persons in Florida	
Doses administered	220,732
People receiving one dose of a 1-dose series (Johnson & Johnson) or receiving only one dose of a 2-dose series (Moderna, Pfizer) count once. Persons receiving both doses of a 2-dose series count twice.	

Current status of persons vaccinated for COVID-19 in Florida	
Total people vaccinated	123,113
First dose	20,189
Series completed	102,924
Completed 1-dose series	5,305
Completed 2-dose series	97,619
First dose: current number of people who have only received their first dose of the Moderna or Pfizer vaccine.	
Series complete: current number of people who have received both Moderna or Pfizer vaccine doses or one Johnson & Johnson dose and are considered fully immunized.	

Demographic summary	First dose	Series complete	Total people vaccinated
Age group	20,189	102,924	123,113
12-14 years	943	0	943
15-24 years	4,346	11,038	15,384
25-34 years	3,238	12,648	15,886
35-44 years	3,010	13,113	16,123
45-54 years	2,628	14,599	17,227
55-64 years	2,401	19,359	21,760
65-74 years	2,038	20,025	22,063
75-84 years	1,007	9,030	10,037
85+ years	578	3,112	3,690
Race	20,189	102,924	123,113
White	10,748	60,005	70,753
Black	3,867	14,738	18,605
American Indian/Alaskan	72	321	393
Other	2,543	17,919	20,462
Unknown	2,959	9,941	12,900
Other race includes Asian, native Hawaiian/Pacific Islander, or other.			
Ethnicity	20,189	102,924	123,113
Hispanic	1,459	5,175	6,634
Non-Hispanic	12,610	74,422	87,032
Unknown	6,120	23,327	29,447
Gender	20,189	102,924	123,113
Female	10,953	58,328	69,281
Male	9,188	44,551	53,739
Unknown	48	45	93



COVID-19: Levy County vaccine summary

Vaccination data through May 25, 2021 as of May 26, 2021 at 12:05 AM

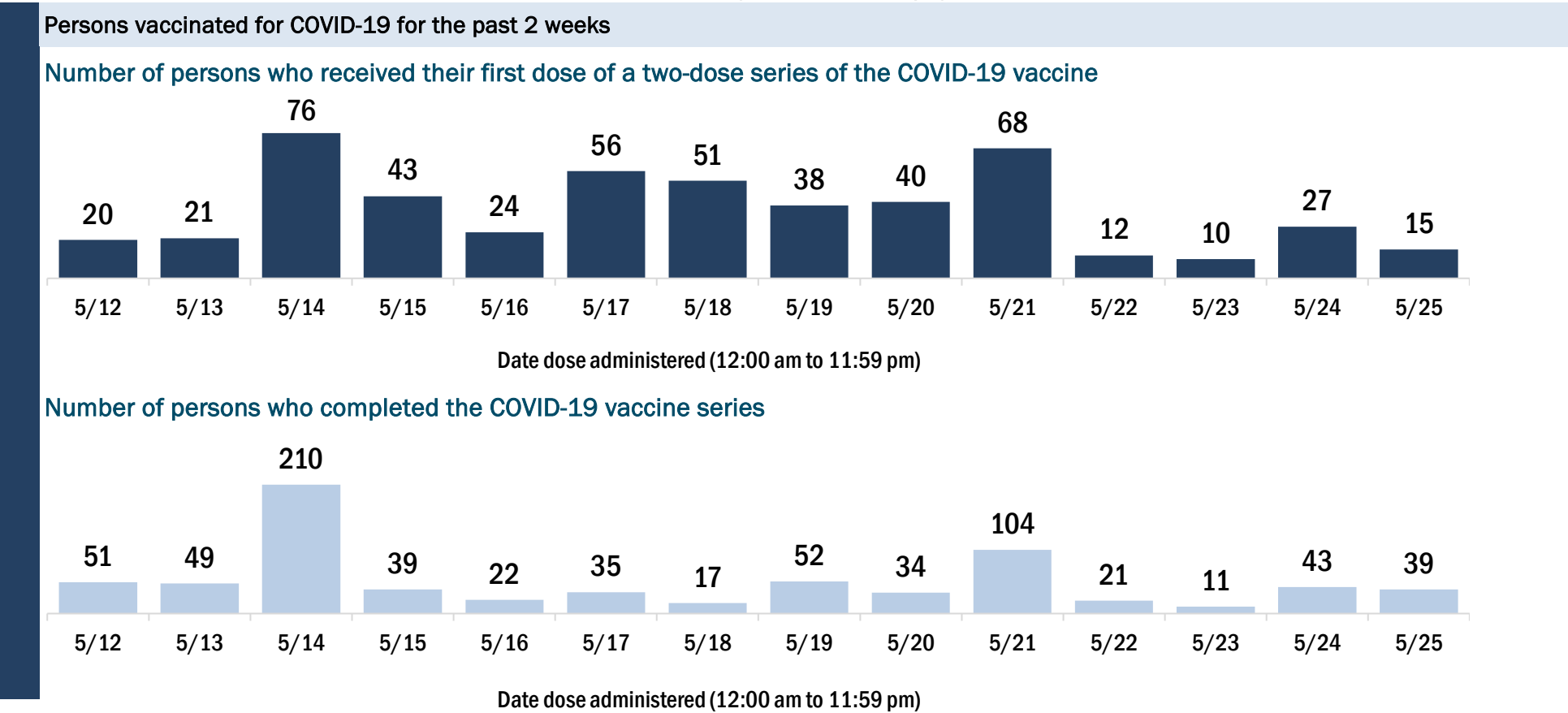
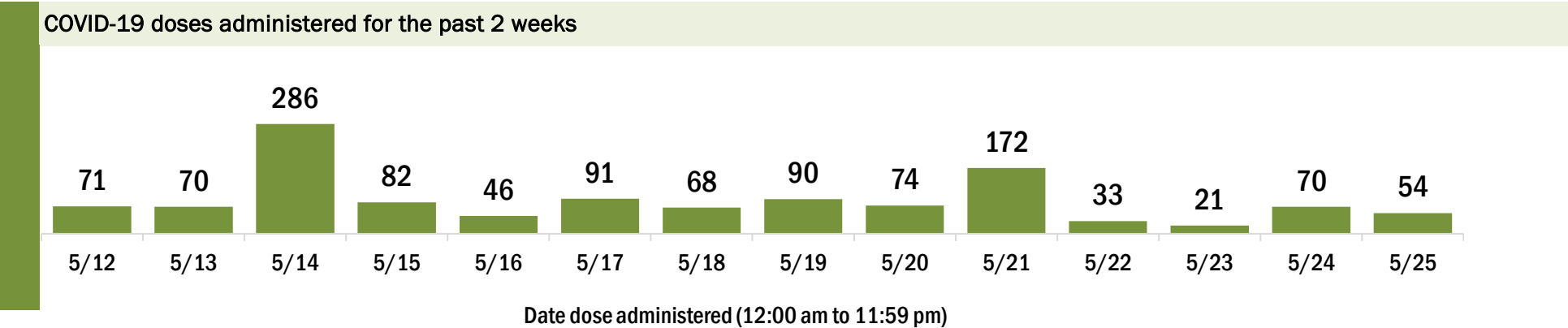
Data in this report are provisional and subject to change.

Data in this summary pertain to COVID-19 vaccines approved by the U.S. Food and Drug Administration and have been issued an Emergency Use Authorization (Janssen COVID-19 Vaccine, Moderna COVID-19 Vaccine and Pfizer-BioNTech COVID-19 Vaccine). These data summarize the number of people who have received either their first dose or have completed the series for a COVID-19 vaccine. **A person can only be counted in one category, first dose or series complete.** For persons receiving Moderna or Pfizer vaccines, once they receive their second dose, they are moved from the first dose column to the series completed column. **Because of this, the total first dose category may show a change from report to report not matching the total receiving their first dose from the previous day.** Persons receiving Johnson & Johnson vaccines will always be counted in the series completed column.

COVID-19 doses for vaccinated persons in Florida	
Doses administered	22,804
People receiving one dose of a 1-dose series (Johnson & Johnson) or receiving only one dose of a 2-dose series (Moderna, Pfizer) count once. Persons receiving both doses of a 2-dose series count twice.	

Current status of persons vaccinated for COVID-19 in Florida	
Total people vaccinated	13,093
First dose	1,941
Series completed	11,152
Completed 1-dose series	1,441
Completed 2-dose series	9,711
First dose: current number of people who have only received their first dose of the Moderna or Pfizer vaccine.	
Series complete: current number of people who have received both Moderna or Pfizer vaccine doses or one Johnson & Johnson dose and are considered fully immunized.	

Demographic summary	First dose	Series complete	Total people vaccinated
Age group	1,941	11,152	13,093
12-14 years	33	0	33
15-24 years	156	271	427
25-34 years	194	442	636
35-44 years	217	606	823
45-54 years	251	1,075	1,326
55-64 years	468	2,465	2,933
65-74 years	387	3,799	4,186
75-84 years	185	2,008	2,193
85+ years	50	486	536
Race	1,941	11,152	13,093
White	1,344	8,824	10,168
Black	189	723	912
American Indian/Alaskan	10	57	67
Other	182	631	813
Unknown	216	917	1,133
Other race includes Asian, native Hawaiian/Pacific Islander, or other.			
Ethnicity	1,941	11,152	13,093
Hispanic	197	567	764
Non-Hispanic	1,201	8,095	9,296
Unknown	543	2,490	3,033
Gender	1,941	11,152	13,093
Female	1,080	6,267	7,347
Male	859	4,884	5,743
Unknown	2	1	3



COVID-19: Liberty County vaccine summary

Vaccination data through May 25, 2021 as of May 26, 2021 at 12:05 AM

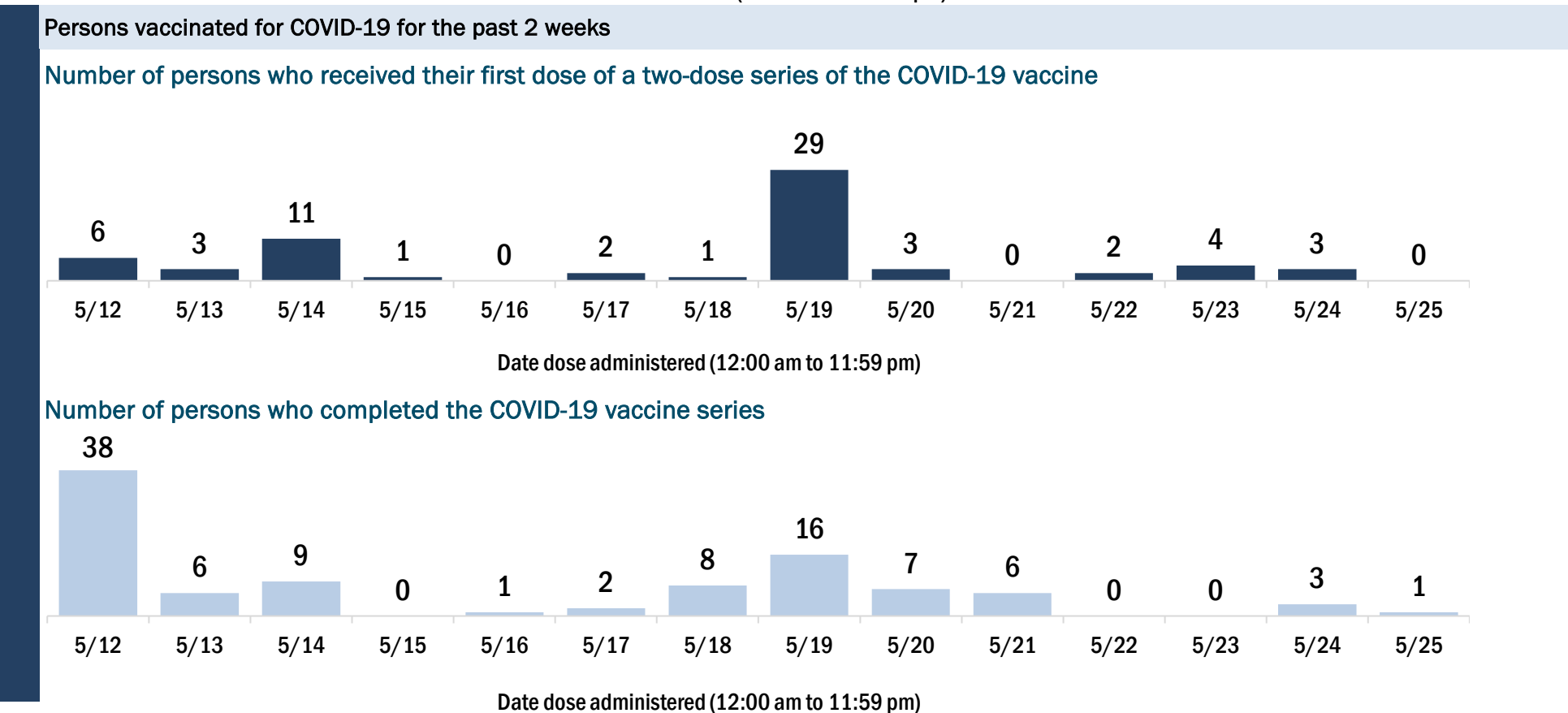
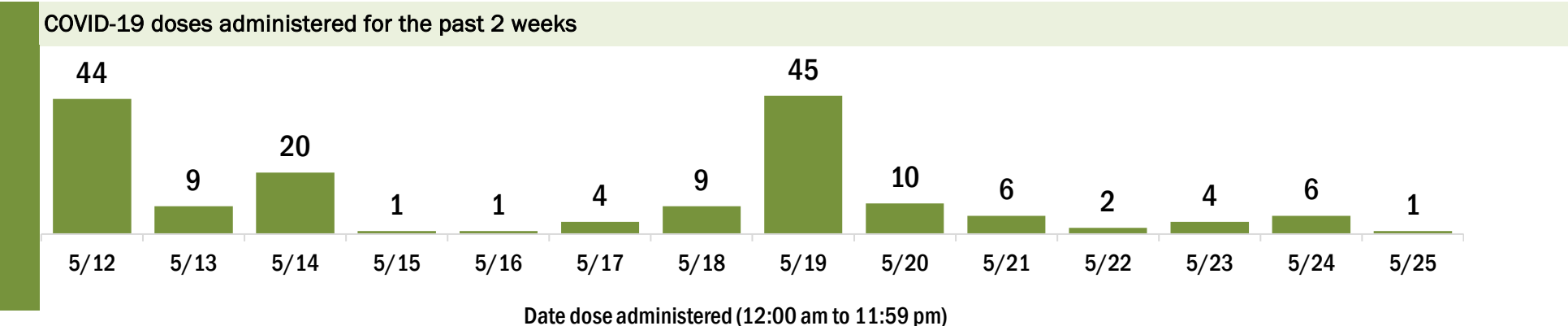
Data in this report are provisional and subject to change.

Data in this summary pertain to COVID-19 vaccines approved by the U.S. Food and Drug Administration and have been issued an Emergency Use Authorization (Janssen COVID-19 Vaccine, Moderna COVID-19 Vaccine and Pfizer-BioNTech COVID-19 Vaccine). These data summarize the number of people who have received either their first dose or have completed the series for a COVID-19 vaccine. **A person can only be counted in one category, first dose or series complete.** For persons receiving Moderna or Pfizer vaccines, once they receive their second dose, they are moved from the first dose column to the series completed column. **Because of this, the total first dose category may show a change from report to report not matching the total receiving their first dose from the previous day.** Persons receiving Johnson & Johnson vaccines will always be counted in the series completed column.

COVID-19 doses for vaccinated persons in Florida	
Doses administered	3,825
People receiving one dose of a 1-dose series (Johnson & Johnson) or receiving only one dose of a 2-dose series (Moderna, Pfizer) count once. Persons receiving both doses of a 2-dose series count twice.	

Current status of persons vaccinated for COVID-19 in Florida	
Total people vaccinated	2,137
First dose	343
Series completed	1,794
Completed 1-dose series	106
Completed 2-dose series	1,688
First dose: current number of people who have only received their first dose of the Moderna or Pfizer vaccine.	
Series complete: current number of people who have received both Moderna or Pfizer vaccine doses or one Johnson & Johnson dose and are considered fully immunized.	

Demographic summary	First dose	Series complete	Total people vaccinated
Age group	343	1,794	2,137
12-14 years	0	0	0
15-24 years	22	44	66
25-34 years	52	107	159
35-44 years	64	205	269
45-54 years	68	256	324
55-64 years	71	436	507
65-74 years	43	453	496
75-84 years	19	234	253
85+ years	4	59	63
Race	343	1,794	2,137
White	159	1,086	1,245
Black	42	180	222
American Indian/Alaskan	2	11	13
Other	24	129	153
Unknown	116	388	504
Other race includes Asian, native Hawaiian/Pacific Islander, or other.			
Ethnicity	343	1,794	2,137
Hispanic	18	24	42
Non-Hispanic	113	796	909
Unknown	212	974	1,186
Gender	343	1,794	2,137
Female	117	764	881
Male	226	1,030	1,256
Unknown	0	0	0



COVID-19: Madison County vaccine summary

Vaccination data through May 25, 2021 as of May 26, 2021 at 12:05 AM

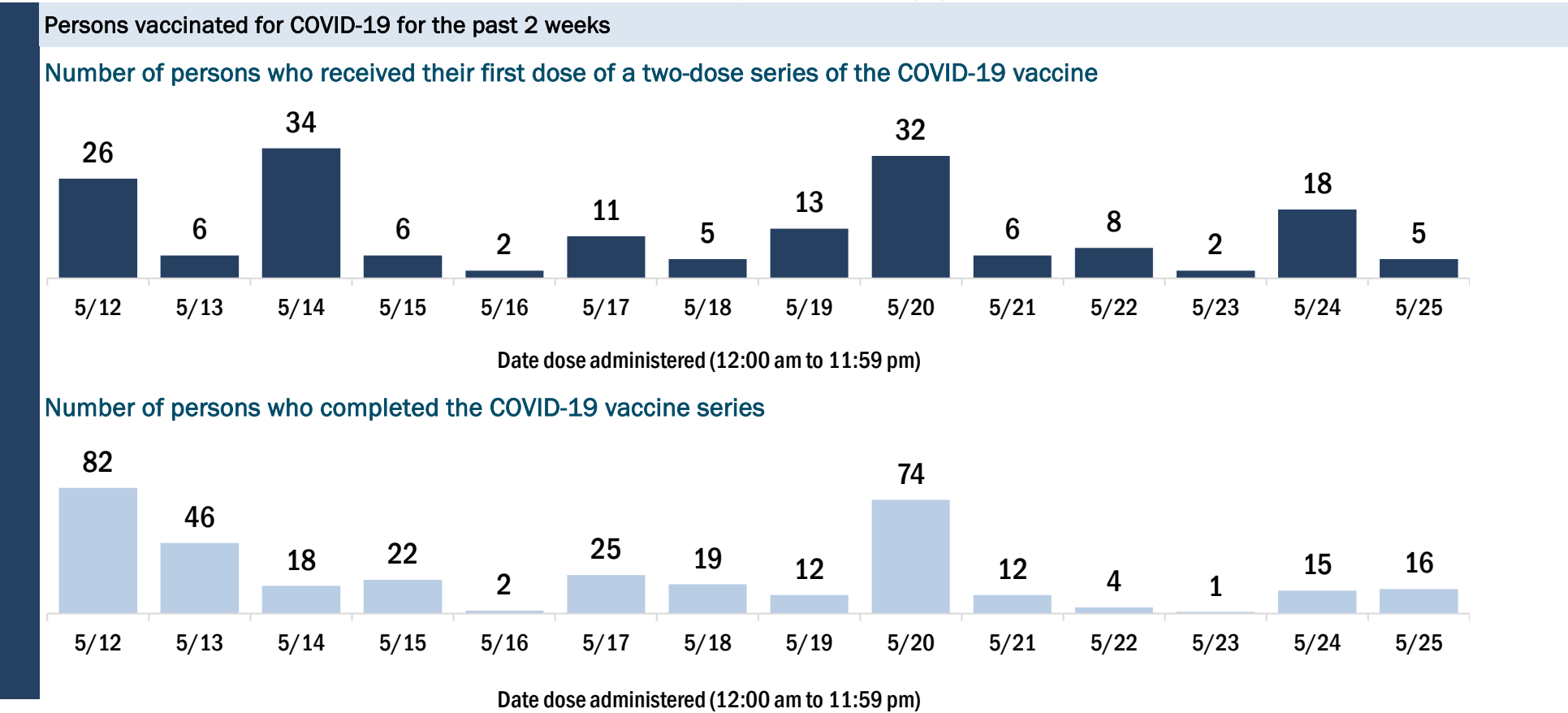
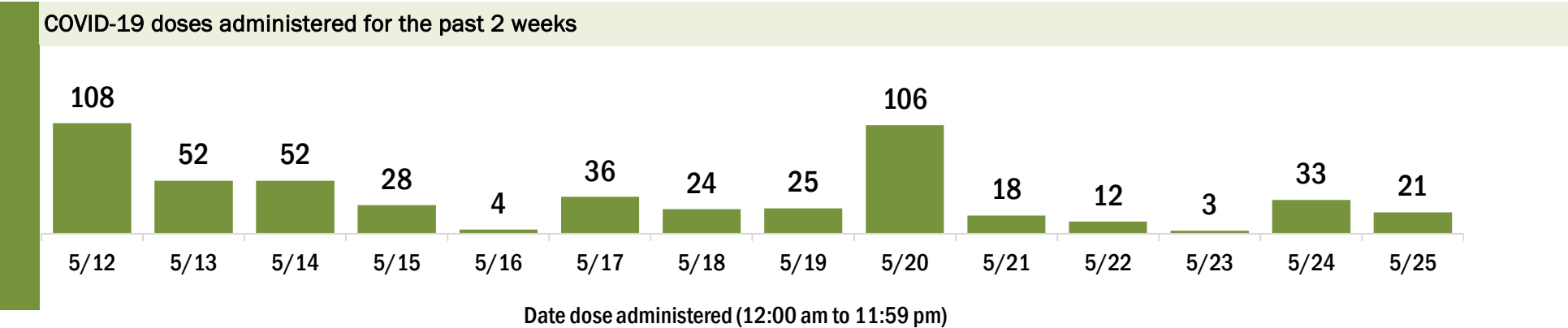
Data in this report are provisional and subject to change.

Data in this summary pertain to COVID-19 vaccines approved by the U.S. Food and Drug Administration and have been issued an Emergency Use Authorization (Janssen COVID-19 Vaccine, Moderna COVID-19 Vaccine and Pfizer-BioNTech COVID-19 Vaccine). These data summarize the number of people who have received either their first dose or have completed the series for a COVID-19 vaccine. **A person can only be counted in one category, first dose or series complete.** For persons receiving Moderna or Pfizer vaccines, once they receive their second dose, they are moved from the first dose column to the series completed column. **Because of this, the total first dose category may show a change from report to report not matching the total receiving their first dose from the previous day.** Persons receiving Johnson & Johnson vaccines will always be counted in the series completed column.

COVID-19 doses for vaccinated persons in Florida	
Doses administered	10,258
People receiving one dose of a 1-dose series (Johnson & Johnson) or receiving only one dose of a 2-dose series (Moderna, Pfizer) count once. Persons receiving both doses of a 2-dose series count twice.	

Current status of persons vaccinated for COVID-19 in Florida	
Total people vaccinated	5,851
First dose	961
Series completed	4,890
Completed 1-dose series	483
Completed 2-dose series	4,407
First dose: current number of people who have only received their first dose of the Moderna or Pfizer vaccine.	
Series complete: current number of people who have received both Moderna or Pfizer vaccine doses or one Johnson & Johnson dose and are considered fully immunized.	

Demographic summary	First dose	Series complete	Total people vaccinated
Age group	961	4,890	5,851
12-14 years	6	0	6
15-24 years	67	108	175
25-34 years	108	224	332
35-44 years	123	429	552
45-54 years	172	645	817
55-64 years	272	1,040	1,312
65-74 years	125	1,470	1,595
75-84 years	63	770	833
85+ years	25	204	229
Race	961	4,890	5,851
White	452	2,697	3,149
Black	346	1,553	1,899
American Indian/Alaskan	0	8	8
Other	74	388	462
Unknown	89	244	333
Other race includes Asian, native Hawaiian/Pacific Islander, or other.			
Ethnicity	961	4,890	5,851
Hispanic	52	234	286
Non-Hispanic	711	2,937	3,648
Unknown	198	1,719	1,917
Gender	961	4,890	5,851
Female	459	2,410	2,869
Male	502	2,480	2,982
Unknown	0	0	0



COVID-19: Manatee County vaccine summary

Vaccination data through May 25, 2021 as of May 26, 2021 at 12:05 AM

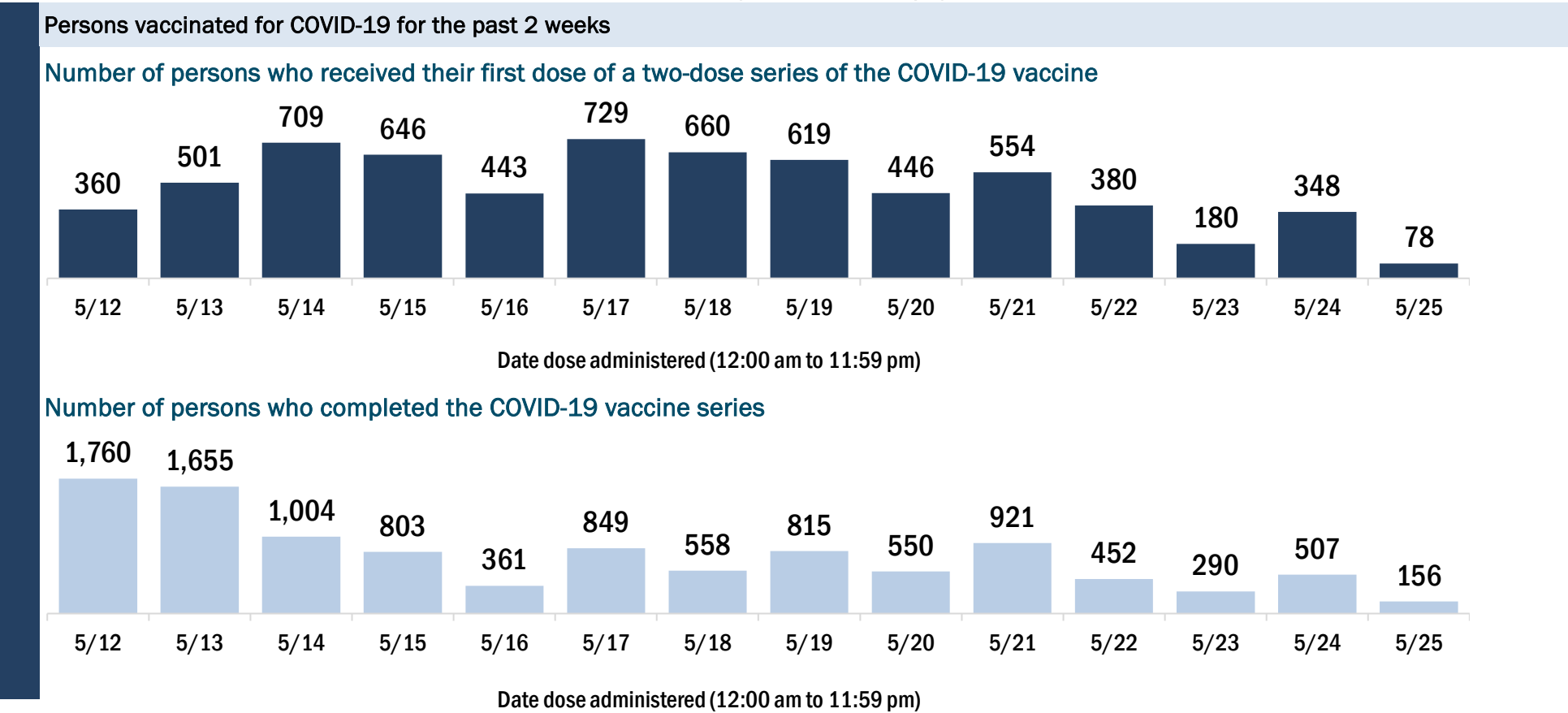
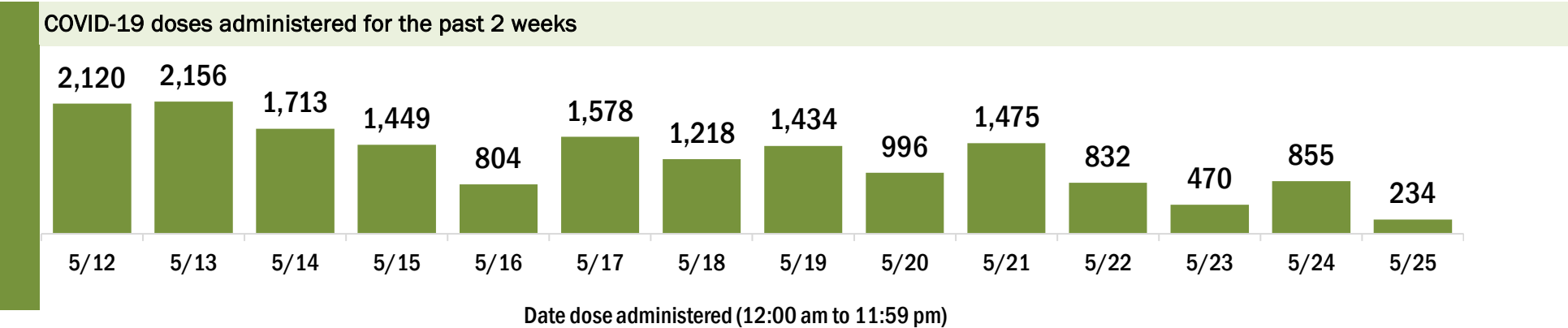
Data in this report are provisional and subject to change.

Data in this summary pertain to COVID-19 vaccines approved by the U.S. Food and Drug Administration and have been issued an Emergency Use Authorization (Janssen COVID-19 Vaccine, Moderna COVID-19 Vaccine and Pfizer-BioNTech COVID-19 Vaccine). These data summarize the number of people who have received either their first dose or have completed the series for a COVID-19 vaccine. **A person can only be counted in one category, first dose or series complete.** For persons receiving Moderna or Pfizer vaccines, once they receive their second dose, they are moved from the first dose column to the series completed column. **Because of this, the total first dose category may show a change from report to report not matching the total receiving their first dose from the previous day.** Persons receiving Johnson & Johnson vaccines will always be counted in the series completed column.

COVID-19 doses for vaccinated persons in Florida	
Doses administered	329,410
People receiving one dose of a 1-dose series (Johnson & Johnson) or receiving only one dose of a 2-dose series (Moderna, Pfizer) count once. Persons receiving both doses of a 2-dose series count twice.	

Current status of persons vaccinated for COVID-19 in Florida	
Total people vaccinated	185,820
First dose	33,641
Series completed	152,179
Completed 1-dose series	8,589
Completed 2-dose series	143,590
First dose: current number of people who have only received their first dose of the Moderna or Pfizer vaccine.	
Series complete: current number of people who have received both Moderna or Pfizer vaccine doses or one Johnson & Johnson dose and are considered fully immunized.	

Demographic summary	First dose	Series complete	Total people vaccinated
Age group	33,641	152,179	185,820
12-14 years	764	0	764
15-24 years	3,128	5,729	8,857
25-34 years	2,995	8,350	11,345
35-44 years	3,586	11,500	15,086
45-54 years	4,551	17,331	21,882
55-64 years	5,898	30,734	36,632
65-74 years	6,789	45,334	52,123
75-84 years	4,276	25,496	29,772
85+ years	1,654	7,705	9,359
Race	33,641	152,179	185,820
White	23,191	114,931	138,122
Black	1,505	5,088	6,593
American Indian/Alaskan	155	619	774
Other	3,162	12,506	15,668
Unknown	5,628	19,035	24,663
Other race includes Asian, native Hawaiian/Pacific Islander, or other.			
Ethnicity	33,641	152,179	185,820
Hispanic	3,946	10,199	14,145
Non-Hispanic	17,625	91,439	109,064
Unknown	12,070	50,541	62,611
Gender	33,641	152,179	185,820
Female	18,008	83,723	101,731
Male	15,525	68,378	83,903
Unknown	108	78	186



COVID-19: Marion County vaccine summary

Vaccination data through May 25, 2021 as of May 26, 2021 at 12:05 AM

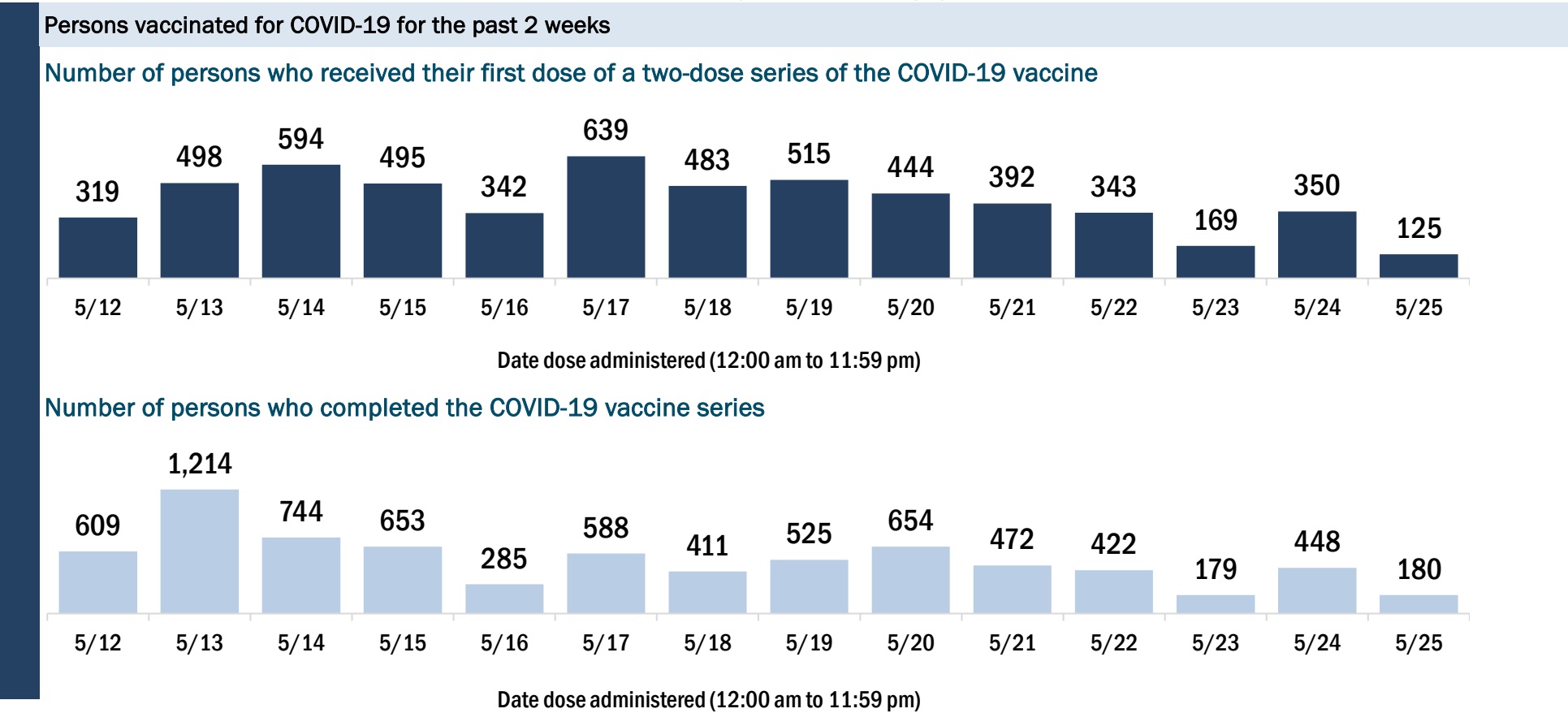
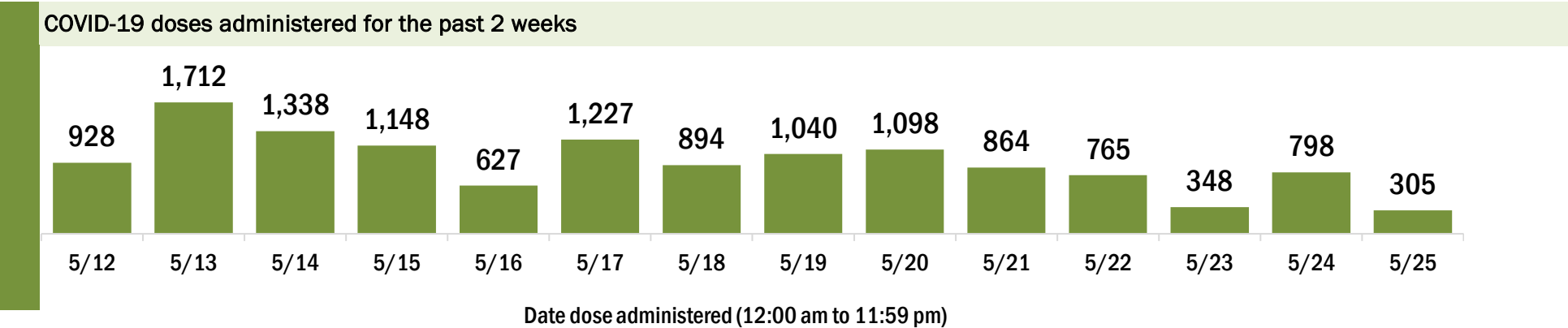
Data in this report are provisional and subject to change.

Data in this summary pertain to COVID-19 vaccines approved by the U.S. Food and Drug Administration and have been issued an Emergency Use Authorization (Janssen COVID-19 Vaccine, Moderna COVID-19 Vaccine and Pfizer-BioNTech COVID-19 Vaccine). These data summarize the number of people who have received either their first dose or have completed the series for a COVID-19 vaccine. **A person can only be counted in one category, first dose or series complete.** For persons receiving Moderna or Pfizer vaccines, once they receive their second dose, they are moved from the first dose column to the series completed column. **Because of this, the total first dose category may show a change from report to report not matching the total receiving their first dose from the previous day.** Persons receiving Johnson & Johnson vaccines will always be counted in the series completed column.

COVID-19 doses for vaccinated persons in Florida	
Doses administered	274,429
People receiving one dose of a 1-dose series (Johnson & Johnson) or receiving only one dose of a 2-dose series (Moderna, Pfizer) count once. Persons receiving both doses of a 2-dose series count twice.	

Current status of persons vaccinated for COVID-19 in Florida	
Total people vaccinated	152,644
First dose	23,883
Series completed	128,761
Completed 1-dose series	6,976
Completed 2-dose series	121,785
First dose: current number of people who have only received their first dose of the Moderna or Pfizer vaccine.	
Series complete: current number of people who have received both Moderna or Pfizer vaccine doses or one Johnson & Johnson dose and are considered fully immunized.	

Demographic summary	First dose	Series complete	Total people vaccinated
Age group	23,883	128,761	152,644
12-14 years	496	0	496
15-24 years	2,334	4,191	6,525
25-34 years	2,278	6,109	8,387
35-44 years	2,628	8,389	11,017
45-54 years	3,317	12,575	15,892
55-64 years	4,810	23,566	28,376
65-74 years	4,125	39,479	43,604
75-84 years	2,770	26,881	29,651
85+ years	1,125	7,571	8,696
Race	23,883	128,761	152,644
White	14,413	89,476	103,889
Black	2,071	8,895	10,966
American Indian/Alaskan	106	503	609
Other	3,025	11,867	14,892
Unknown	4,268	18,020	22,288
Other race includes Asian, native Hawaiian/Pacific Islander, or other.			
Ethnicity	23,883	128,761	152,644
Hispanic	3,277	10,693	13,970
Non-Hispanic	11,682	78,650	90,332
Unknown	8,924	39,418	48,342
Gender	23,883	128,761	152,644
Female	13,226	72,925	86,151
Male	10,615	55,783	66,398
Unknown	42	53	95



COVID-19: Martin County vaccine summary

Vaccination data through May 25, 2021 as of May 26, 2021 at 12:05 AM

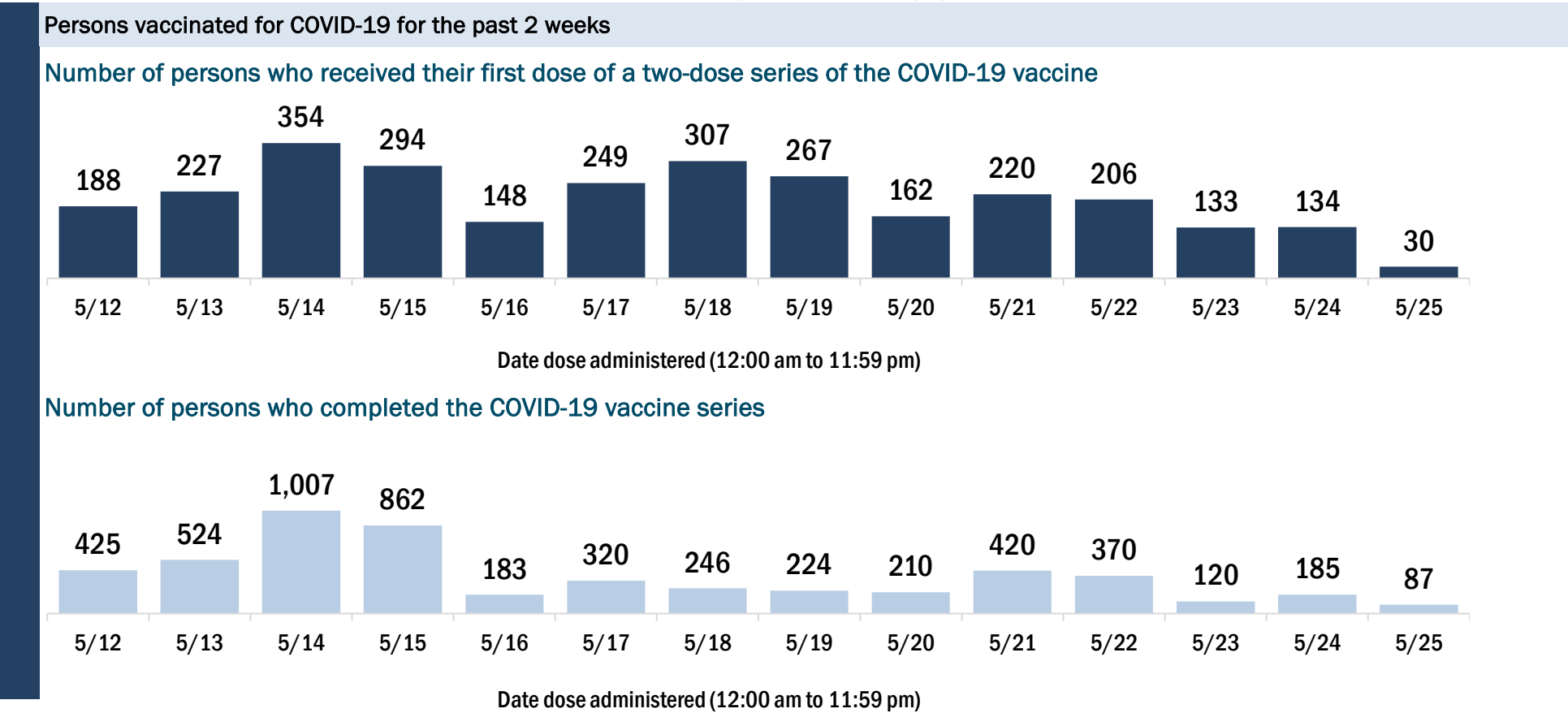
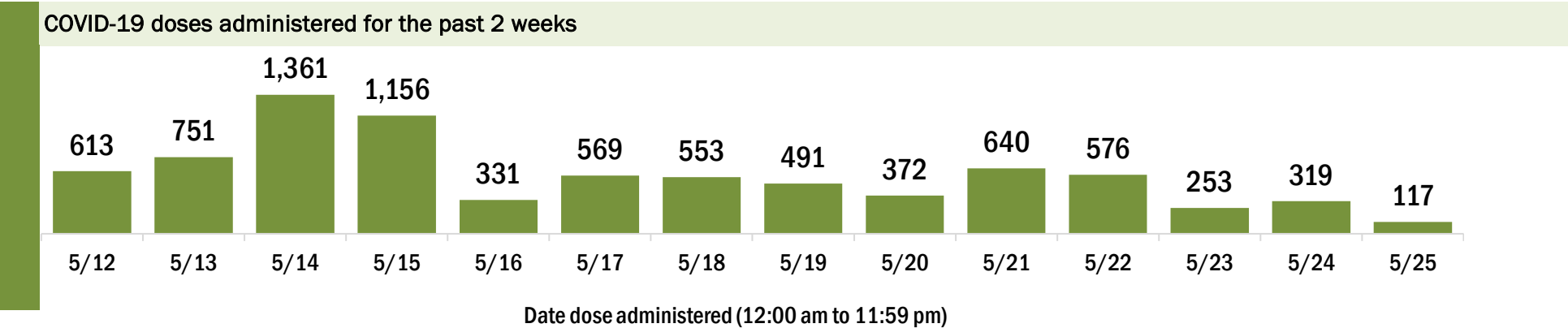
Data in this report are provisional and subject to change.

Data in this summary pertain to COVID-19 vaccines approved by the U.S. Food and Drug Administration and have been issued an Emergency Use Authorization (Janssen COVID-19 Vaccine, Moderna COVID-19 Vaccine and Pfizer-BioNTech COVID-19 Vaccine). These data summarize the number of people who have received either their first dose or have completed the series for a COVID-19 vaccine. **A person can only be counted in one category, first dose or series complete.** For persons receiving Moderna or Pfizer vaccines, once they receive their second dose, they are moved from the first dose column to the series completed column. **Because of this, the total first dose category may show a change from report to report not matching the total receiving their first dose from the previous day.** Persons receiving Johnson & Johnson vaccines will always be counted in the series completed column.

COVID-19 doses for vaccinated persons in Florida	
Doses administered	142,725
People receiving one dose of a 1-dose series (Johnson & Johnson) or receiving only one dose of a 2-dose series (Moderna, Pfizer) count once. Persons receiving both doses of a 2-dose series count twice.	

Current status of persons vaccinated for COVID-19 in Florida	
Total people vaccinated	80,690
First dose	14,422
Series completed	66,268
Completed 1-dose series	4,233
Completed 2-dose series	62,035
First dose: current number of people who have only received their first dose of the Moderna or Pfizer vaccine.	
Series complete: current number of people who have received both Moderna or Pfizer vaccine doses or one Johnson & Johnson dose and are considered fully immunized.	

Demographic summary	First dose	Series complete	Total people vaccinated
Age group	14,422	66,268	80,690
12-14 years	333	0	333
15-24 years	1,325	2,110	3,435
25-34 years	1,166	2,706	3,872
35-44 years	1,408	4,331	5,739
45-54 years	2,038	6,661	8,699
55-64 years	3,360	13,545	16,905
65-74 years	2,372	19,232	21,604
75-84 years	1,650	12,949	14,599
85+ years	770	4,734	5,504
Race	14,422	66,268	80,690
White	9,989	45,369	55,358
Black	522	1,689	2,211
American Indian/Alaskan	55	139	194
Other	1,279	4,784	6,063
Unknown	2,577	14,287	16,864
Other race includes Asian, native Hawaiian/Pacific Islander, or other.			
Ethnicity	14,422	66,268	80,690
Hispanic	1,374	3,196	4,570
Non-Hispanic	7,217	30,105	37,322
Unknown	5,831	32,967	38,798
Gender	14,422	66,268	80,690
Female	7,545	36,440	43,985
Male	6,858	29,809	36,667
Unknown	19	19	38



COVID-19: Monroe County vaccine summary

Vaccination data through May 25, 2021 as of May 26, 2021 at 12:05 AM

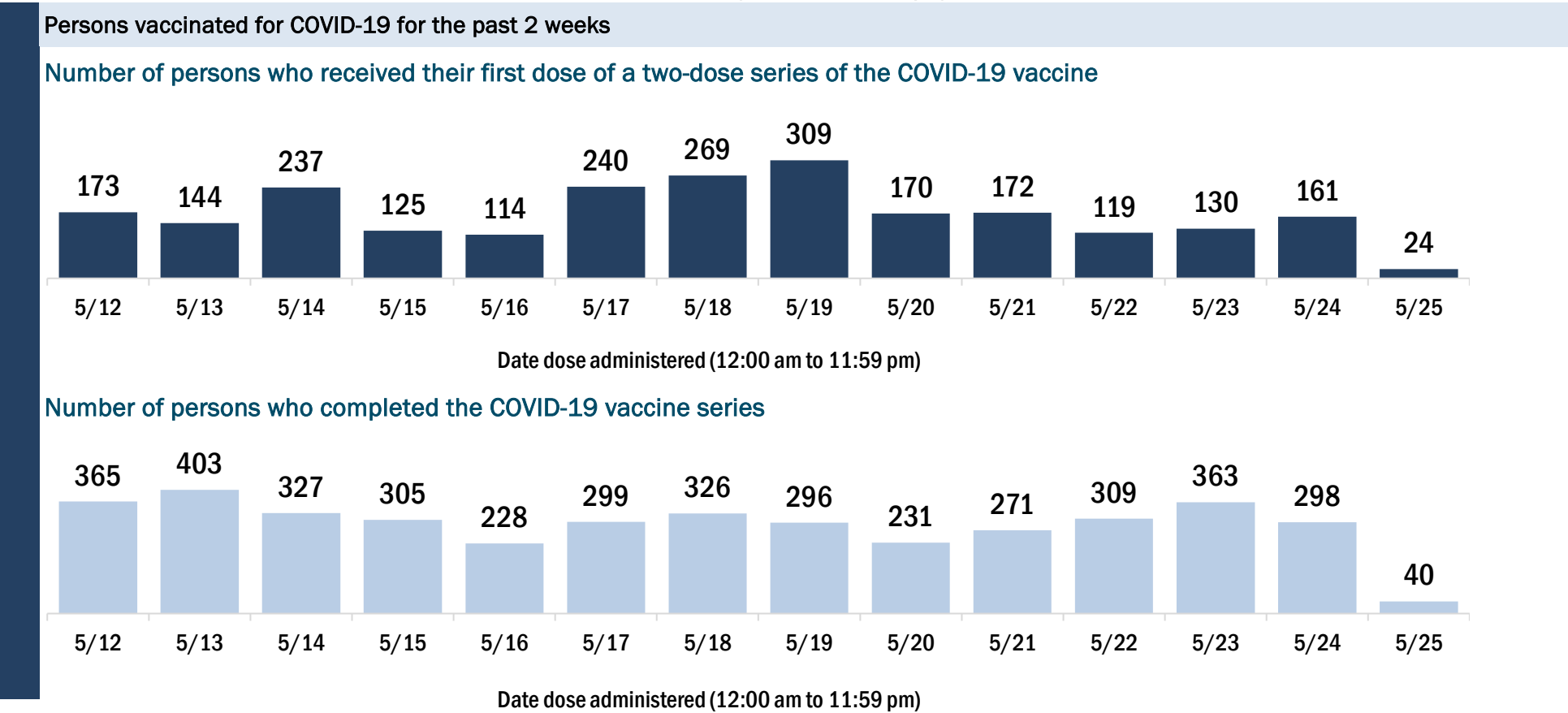
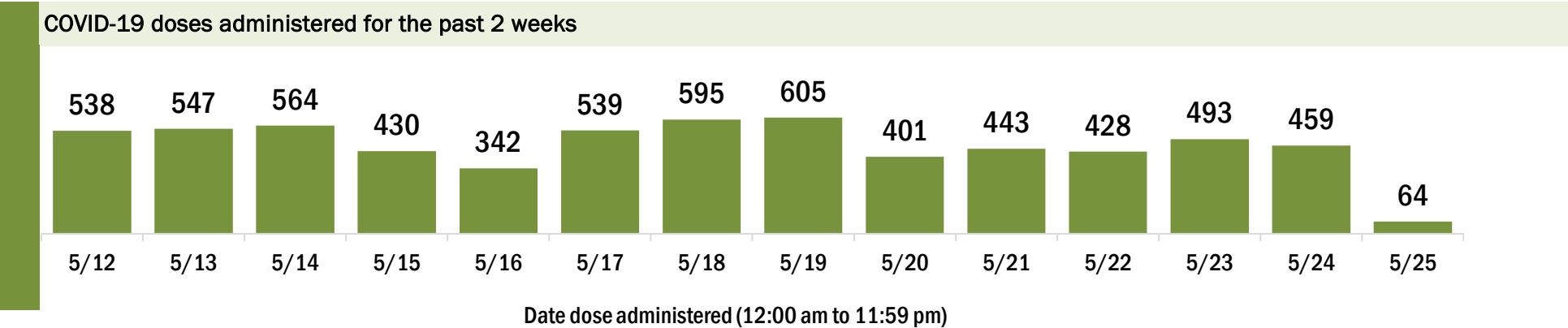
Data in this report are provisional and subject to change.

Data in this summary pertain to COVID-19 vaccines approved by the U.S. Food and Drug Administration and have been issued an Emergency Use Authorization (Janssen COVID-19 Vaccine, Moderna COVID-19 Vaccine and Pfizer-BioNTech COVID-19 Vaccine). These data summarize the number of people who have received either their first dose or have completed the series for a COVID-19 vaccine. **A person can only be counted in one category, first dose or series complete.** For persons receiving Moderna or Pfizer vaccines, once they receive their second dose, they are moved from the first dose column to the series completed column. **Because of this, the total first dose category may show a change from report to report not matching the total receiving their first dose from the previous day.** Persons receiving Johnson & Johnson vaccines will always be counted in the series completed column.

COVID-19 doses for vaccinated persons in Florida	
Doses administered	71,802
People receiving one dose of a 1-dose series (Johnson & Johnson) or receiving only one dose of a 2-dose series (Moderna, Pfizer) count once. Persons receiving both doses of a 2-dose series count twice.	

Current status of persons vaccinated for COVID-19 in Florida	
Total people vaccinated	42,196
First dose	9,468
Series completed	32,728
Completed 1-dose series	3,122
Completed 2-dose series	29,606
First dose: current number of people who have only received their first dose of the Moderna or Pfizer vaccine.	
Series complete: current number of people who have received both Moderna or Pfizer vaccine doses or one Johnson & Johnson dose and are considered fully immunized.	

Demographic summary	First dose	Series complete	Total people vaccinated
Age group	9,468	32,728	42,196
12-14 years	137	0	137
15-24 years	773	1,067	1,840
25-34 years	1,168	1,989	3,157
35-44 years	1,396	2,977	4,373
45-54 years	1,736	4,434	6,170
55-64 years	2,083	7,777	9,860
65-74 years	1,477	9,424	10,901
75-84 years	557	4,054	4,611
85+ years	141	1,006	1,147
Race	9,468	32,728	42,196
White	6,076	23,519	29,595
Black	304	740	1,044
American Indian/Alaskan	37	120	157
Other	722	1,995	2,717
Unknown	2,329	6,354	8,683
Other race includes Asian, native Hawaiian/Pacific Islander, or other.			
Ethnicity	9,468	32,728	42,196
Hispanic	1,597	3,736	5,333
Non-Hispanic	4,144	17,948	22,092
Unknown	3,727	11,044	14,771
Gender	9,468	32,728	42,196
Female	4,611	16,755	21,366
Male	4,846	15,970	20,816
Unknown	11	3	14



COVID-19: Nassau County vaccine summary

Vaccination data through May 25, 2021 as of May 26, 2021 at 12:05 AM

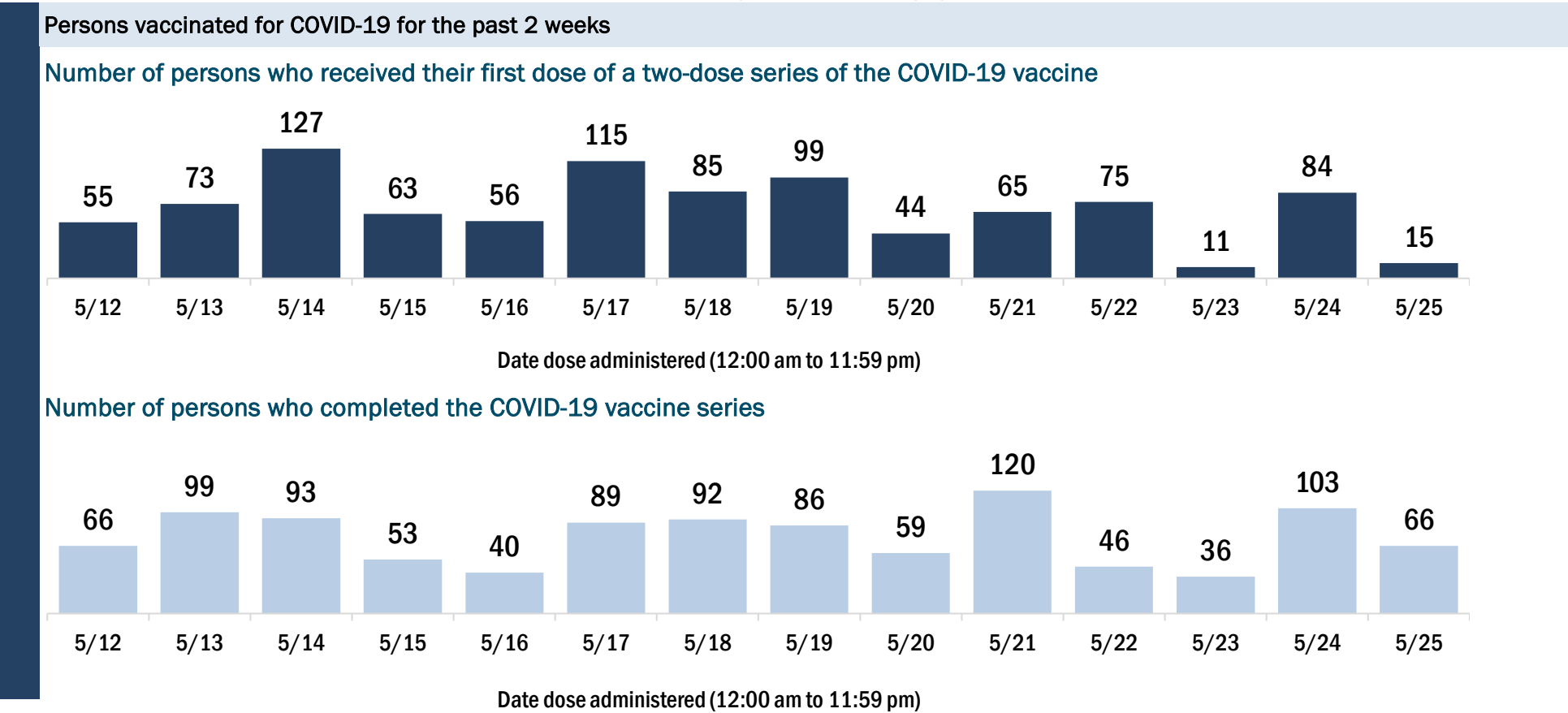
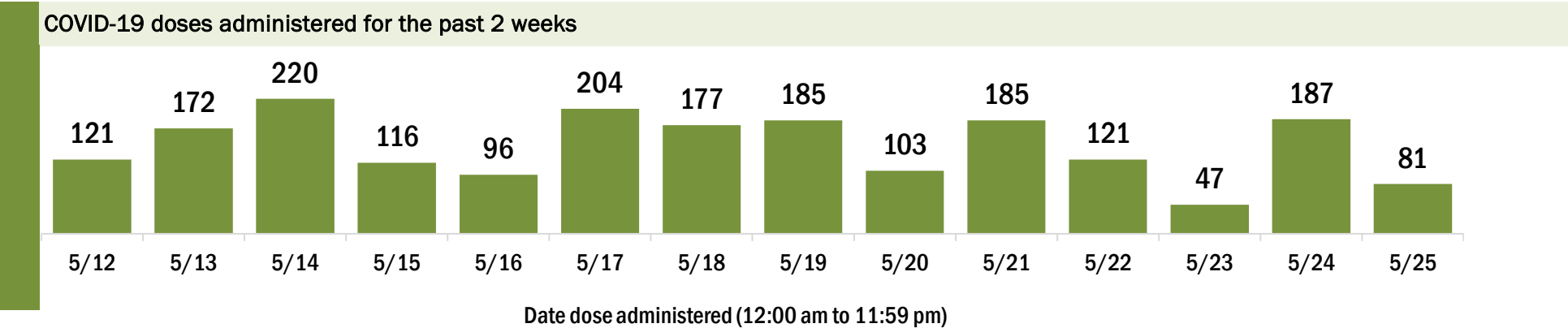
Data in this report are provisional and subject to change.

Data in this summary pertain to COVID-19 vaccines approved by the U.S. Food and Drug Administration and have been issued an Emergency Use Authorization (Janssen COVID-19 Vaccine, Moderna COVID-19 Vaccine and Pfizer-BioNTech COVID-19 Vaccine). These data summarize the number of people who have received either their first dose or have completed the series for a COVID-19 vaccine. **A person can only be counted in one category, first dose or series complete.** For persons receiving Moderna or Pfizer vaccines, once they receive their second dose, they are moved from the first dose column to the series completed column. **Because of this, the total first dose category may show a change from report to report not matching the total receiving their first dose from the previous day.** Persons receiving Johnson & Johnson vaccines will always be counted in the series completed column.

COVID-19 doses for vaccinated persons in Florida	
Doses administered	65,537
People receiving one dose of a 1-dose series (Johnson & Johnson) or receiving only one dose of a 2-dose series (Moderna, Pfizer) count once. Persons receiving both doses of a 2-dose series count twice.	

Current status of persons vaccinated for COVID-19 in Florida	
Total people vaccinated	36,042
First dose	3,966
Series completed	32,076
Completed 1-dose series	2,581
Completed 2-dose series	29,495
First dose: current number of people who have only received their first dose of the Moderna or Pfizer vaccine.	
Series complete: current number of people who have received both Moderna or Pfizer vaccine doses or one Johnson & Johnson dose and are considered fully immunized.	

Demographic summary	First dose	Series complete	Total people vaccinated
Age group	3,966	32,076	36,042
12-14 years	141	0	141
15-24 years	500	1,157	1,657
25-34 years	403	1,524	1,927
35-44 years	443	2,511	2,954
45-54 years	550	3,679	4,229
55-64 years	692	7,294	7,986
65-74 years	708	9,819	10,527
75-84 years	401	4,738	5,139
85+ years	128	1,354	1,482
Race	3,966	32,076	36,042
White	2,810	25,968	28,778
Black	205	1,519	1,724
American Indian/Alaskan	18	128	146
Other	259	1,625	1,884
Unknown	674	2,836	3,510
Other race includes Asian, native Hawaiian/Pacific Islander, or other.			
Ethnicity	3,966	32,076	36,042
Hispanic	190	930	1,120
Non-Hispanic	2,498	25,122	27,620
Unknown	1,278	6,024	7,302
Gender	3,966	32,076	36,042
Female	2,138	17,782	19,920
Male	1,822	14,291	16,113
Unknown	6	3	9



COVID-19: Okaloosa County vaccine summary

Vaccination data through May 25, 2021 as of May 26, 2021 at 12:05 AM

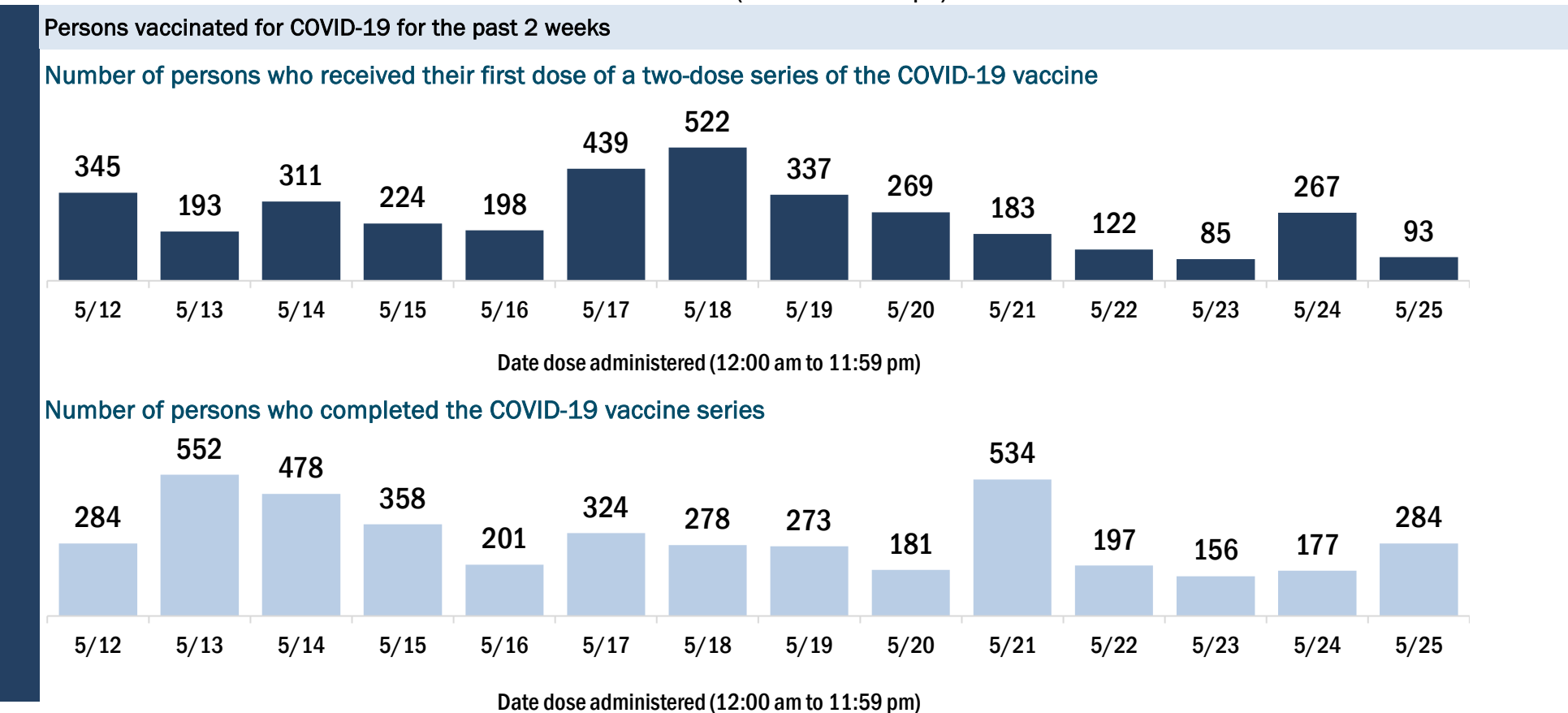
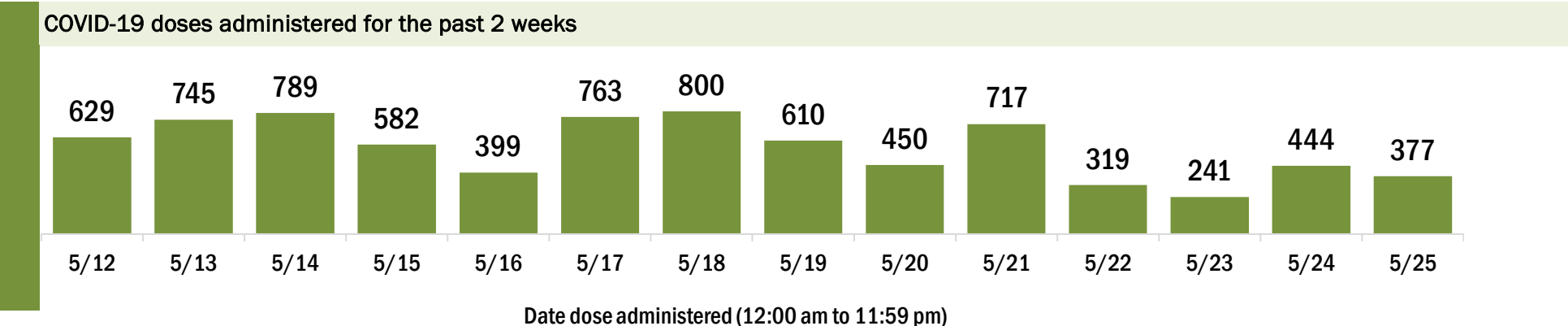
Data in this report are provisional and subject to change.

Data in this summary pertain to COVID-19 vaccines approved by the U.S. Food and Drug Administration and have been issued an Emergency Use Authorization (Janssen COVID-19 Vaccine, Moderna COVID-19 Vaccine and Pfizer-BioNTech COVID-19 Vaccine). These data summarize the number of people who have received either their first dose or have completed the series for a COVID-19 vaccine. **A person can only be counted in one category, first dose or series complete.** For persons receiving Moderna or Pfizer vaccines, once they receive their second dose, they are moved from the first dose column to the series completed column. **Because of this, the total first dose category may show a change from report to report not matching the total receiving their first dose from the previous day.** Persons receiving Johnson & Johnson vaccines will always be counted in the series completed column.

COVID-19 doses for vaccinated persons in Florida	
Doses administered	118,672
People receiving one dose of a 1-dose series (Johnson & Johnson) or receiving only one dose of a 2-dose series (Moderna, Pfizer) count once. Persons receiving both doses of a 2-dose series count twice.	

Current status of persons vaccinated for COVID-19 in Florida	
Total people vaccinated	67,451
First dose	11,013
Series completed	56,438
Completed 1-dose series	5,217
Completed 2-dose series	51,221
First dose: current number of people who have only received their first dose of the Moderna or Pfizer vaccine.	
Series complete: current number of people who have received both Moderna or Pfizer vaccine doses or one Johnson & Johnson dose and are considered fully immunized.	

Demographic summary	First dose	Series complete	Total people vaccinated
Age group	11,013	56,438	67,451
12-14 years	359	0	359
15-24 years	1,407	2,565	3,972
25-34 years	1,667	4,220	5,887
35-44 years	1,589	5,563	7,152
45-54 years	1,527	6,845	8,372
55-64 years	1,918	12,723	14,641
65-74 years	1,417	14,138	15,555
75-84 years	822	7,599	8,421
85+ years	307	2,785	3,092
Race	11,013	56,438	67,451
White	6,045	38,587	44,632
Black	722	3,214	3,936
American Indian/Alaskan	76	253	329
Other	1,248	5,406	6,654
Unknown	2,922	8,978	11,900
Other race includes Asian, native Hawaiian/Pacific Islander, or other.			
Ethnicity	11,013	56,438	67,451
Hispanic	858	2,611	3,469
Non-Hispanic	5,116	35,247	40,363
Unknown	5,039	18,580	23,619
Gender	11,013	56,438	67,451
Female	5,892	31,579	37,471
Male	5,014	24,829	29,843
Unknown	107	30	137



COVID-19: Okeechobee County vaccine summary

Vaccination data through May 25, 2021 as of May 26, 2021 at 12:05 AM

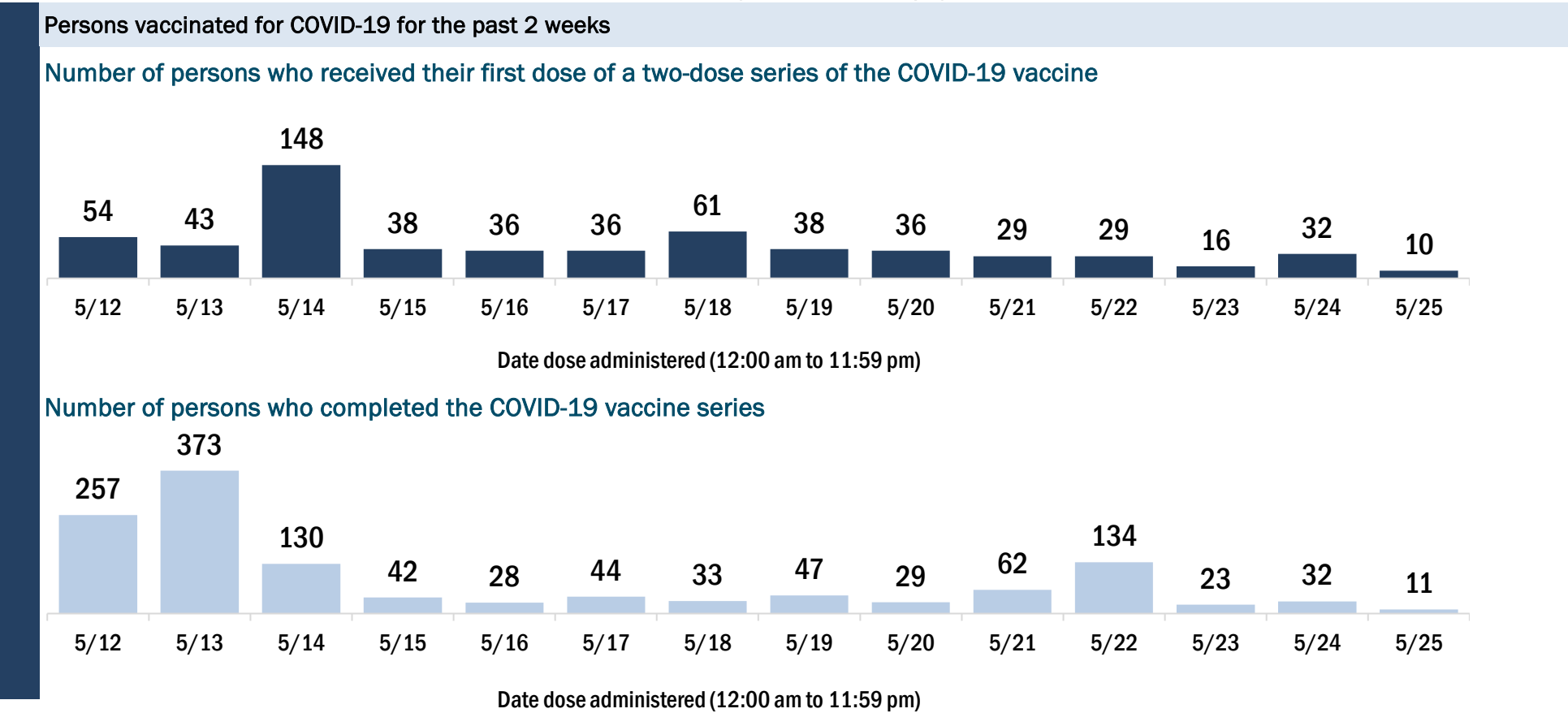
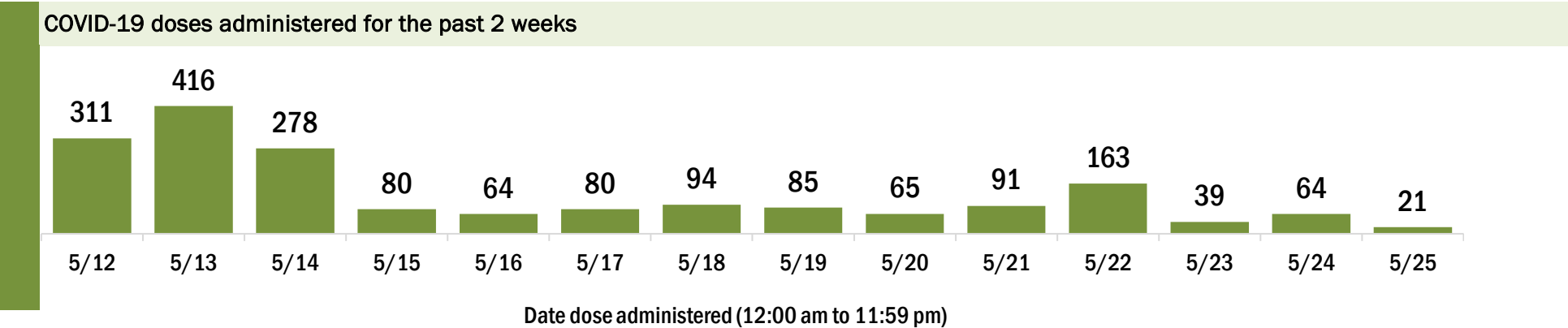
Data in this report are provisional and subject to change.

Data in this summary pertain to COVID-19 vaccines approved by the U.S. Food and Drug Administration and have been issued an Emergency Use Authorization (Janssen COVID-19 Vaccine, Moderna COVID-19 Vaccine and Pfizer-BioNTech COVID-19 Vaccine). These data summarize the number of people who have received either their first dose or have completed the series for a COVID-19 vaccine. **A person can only be counted in one category, first dose or series complete.** For persons receiving Moderna or Pfizer vaccines, once they receive their second dose, they are moved from the first dose column to the series completed column. **Because of this, the total first dose category may show a change from report to report not matching the total receiving their first dose from the previous day.** Persons receiving Johnson & Johnson vaccines will always be counted in the series completed column.

COVID-19 doses for vaccinated persons in Florida	
Doses administered	21,917
People receiving one dose of a 1-dose series (Johnson & Johnson) or receiving only one dose of a 2-dose series (Moderna, Pfizer) count once. Persons receiving both doses of a 2-dose series count twice.	

Current status of persons vaccinated for COVID-19 in Florida	
Total people vaccinated	12,470
First dose	2,131
Series completed	10,339
Completed 1-dose series	892
Completed 2-dose series	9,447
First dose: current number of people who have only received their first dose of the Moderna or Pfizer vaccine.	
Series complete: current number of people who have received both Moderna or Pfizer vaccine doses or one Johnson & Johnson dose and are considered fully immunized.	

Demographic summary	First dose	Series complete	Total people vaccinated
Age group	2,131	10,339	12,470
12-14 years	30	0	30
15-24 years	212	302	514
25-34 years	246	579	825
35-44 years	267	828	1,095
45-54 years	350	1,207	1,557
55-64 years	480	2,009	2,489
65-74 years	314	2,976	3,290
75-84 years	191	1,907	2,098
85+ years	41	531	572
Race	2,131	10,339	12,470
White	1,333	7,603	8,936
Black	95	321	416
American Indian/Alaskan	5	45	50
Other	261	934	1,195
Unknown	437	1,436	1,873
Other race includes Asian, native Hawaiian/Pacific Islander, or other.			
Ethnicity	2,131	10,339	12,470
Hispanic	492	1,380	1,872
Non-Hispanic	905	6,424	7,329
Unknown	734	2,535	3,269
Gender	2,131	10,339	12,470
Female	956	5,254	6,210
Male	1,169	5,085	6,254
Unknown	6	0	6



COVID-19: Orange County vaccine summary

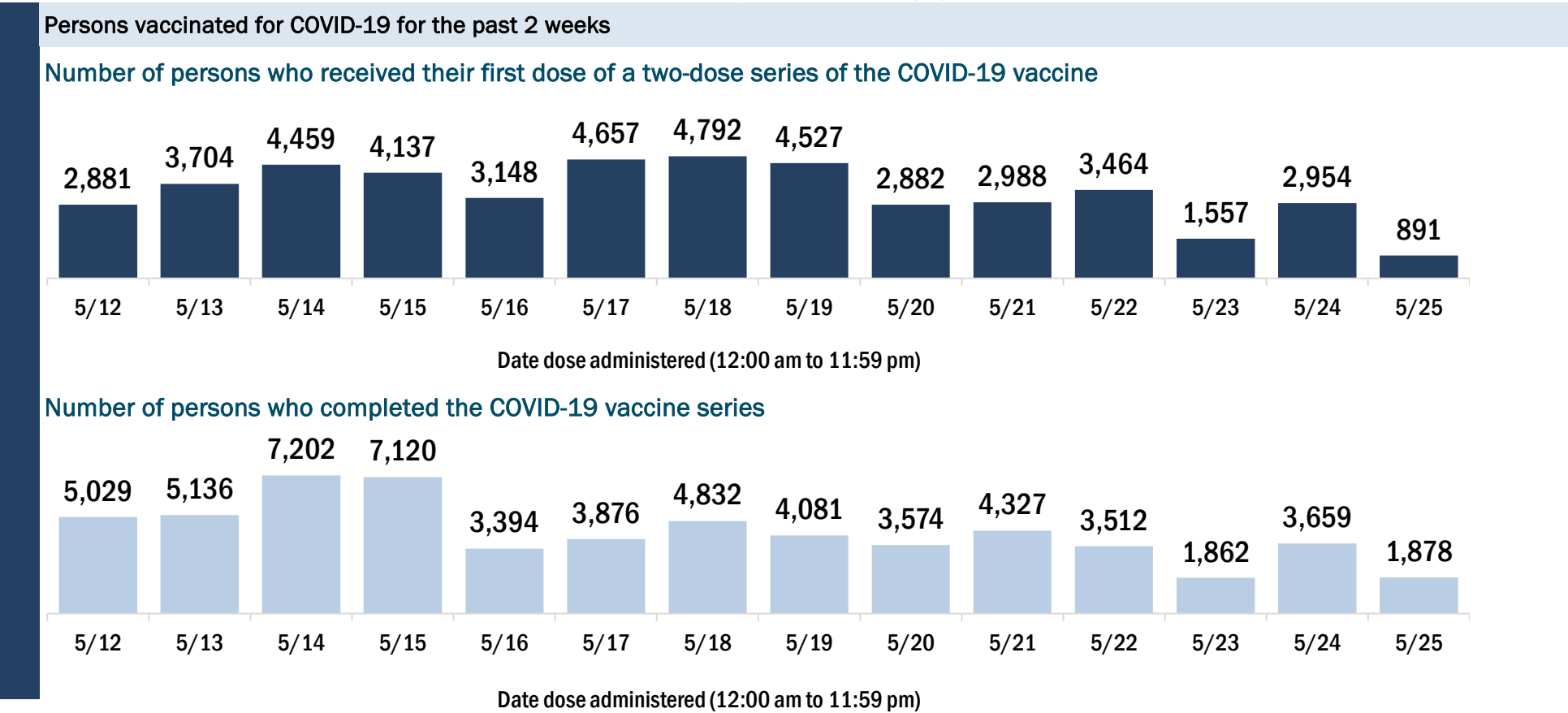
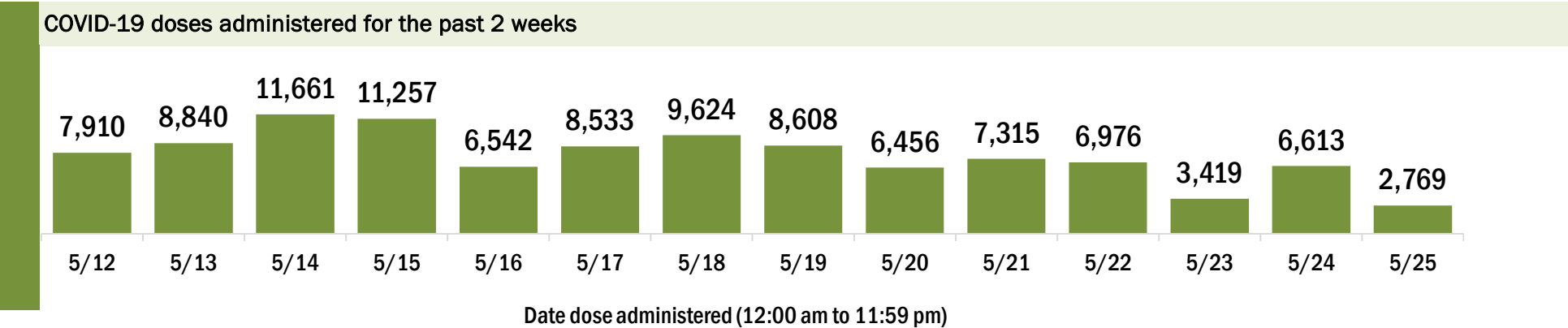
Vaccination data through May 25, 2021 as of May 26, 2021 at 12:05 AM

Data in this report are provisional and subject to change.

Data in this summary pertain to COVID-19 vaccines approved by the U.S. Food and Drug Administration and have been issued an Emergency Use Authorization (Janssen COVID-19 Vaccine, Moderna COVID-19 Vaccine and Pfizer-BioNTech COVID-19 Vaccine). These data summarize the number of people who have received either their first dose or have completed the series for a COVID-19 vaccine. **A person can only be counted in one category, first dose or series complete.** For persons receiving Moderna or Pfizer vaccines, once they receive their second dose, they are moved from the first dose column to the series completed column. **Because of this, the total first dose category may show a change from report to report not matching the total receiving their first dose from the previous day.** Persons receiving Johnson & Johnson vaccines will always be counted in the series completed column.

COVID-19 doses for vaccinated persons in Florida	
Doses administered	1,059,876
People receiving one dose of a 1-dose series (Johnson & Johnson) or receiving only one dose of a 2-dose series (Moderna, Pfizer) count once. Persons receiving both doses of a 2-dose series count twice.	

Demographic summary			
Age group	First dose	Series complete	Total people vaccinated
12-14 years	7,037	0	7,037
15-24 years	22,026	47,365	69,391
25-34 years	21,967	68,386	90,353
35-44 years	21,344	82,507	103,851
45-54 years	18,973	89,360	108,333
55-64 years	15,347	93,048	108,395
65-74 years	8,823	76,301	85,124
75-84 years	4,551	34,389	38,940
85+ years	3,139	12,078	15,217
Race	123,207	503,434	626,641
White	60,154	296,906	357,060
Black	12,920	40,495	53,415
American Indian/Alaskan	621	1,599	2,220
Other	24,159	86,457	110,616
Unknown	25,353	77,977	103,330
Other race includes Asian, native Hawaiian/Pacific Islander, or other.			
Ethnicity	123,207	503,434	626,641
Hispanic	30,655	71,990	102,645
Non-Hispanic	41,225	244,807	286,032
Unknown	51,327	186,637	237,964
Gender	123,207	503,434	626,641
Female	63,709	272,044	335,753
Male	57,790	230,301	288,091
Unknown	1,708	1,089	2,797



COVID-19: Osceola County vaccine summary

Vaccination data through May 25, 2021 as of May 26, 2021 at 12:05 AM

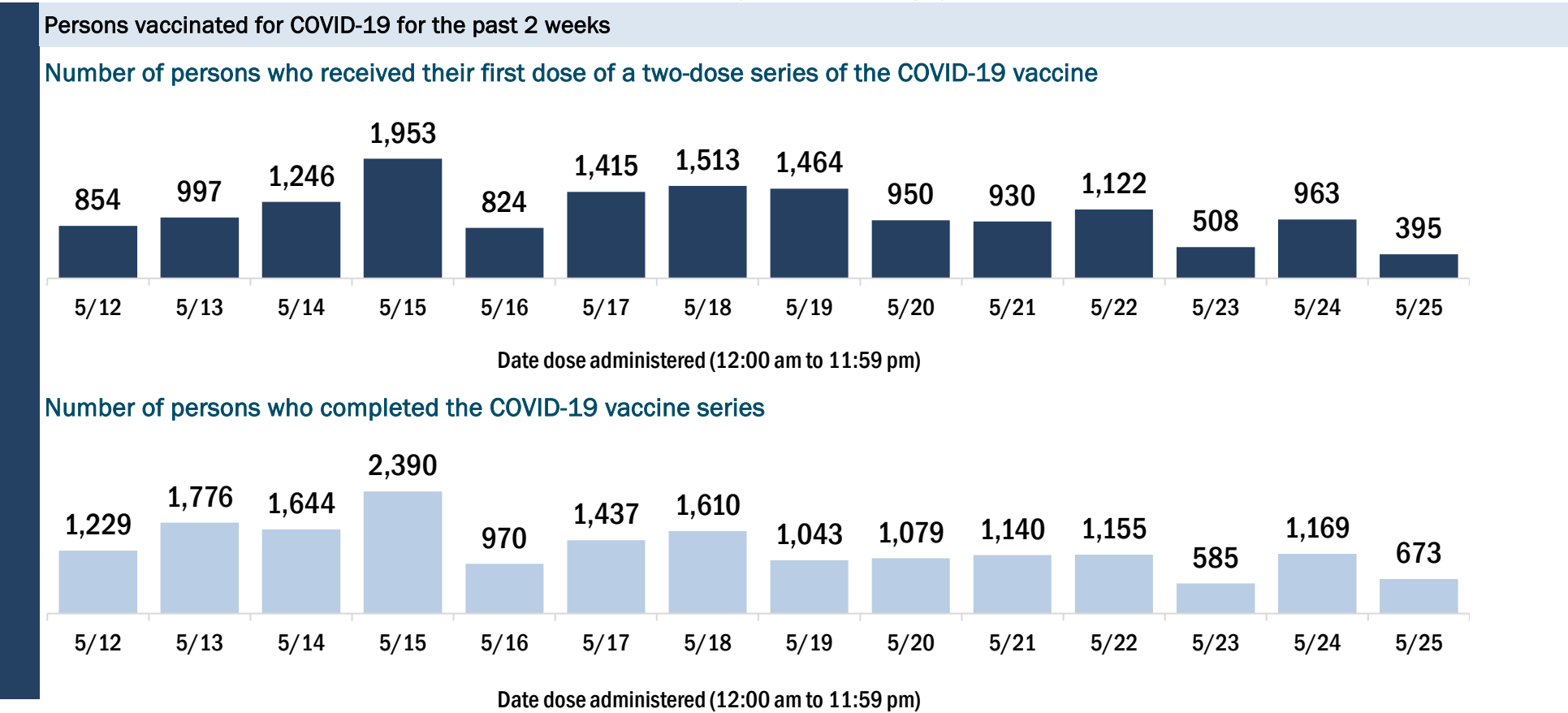
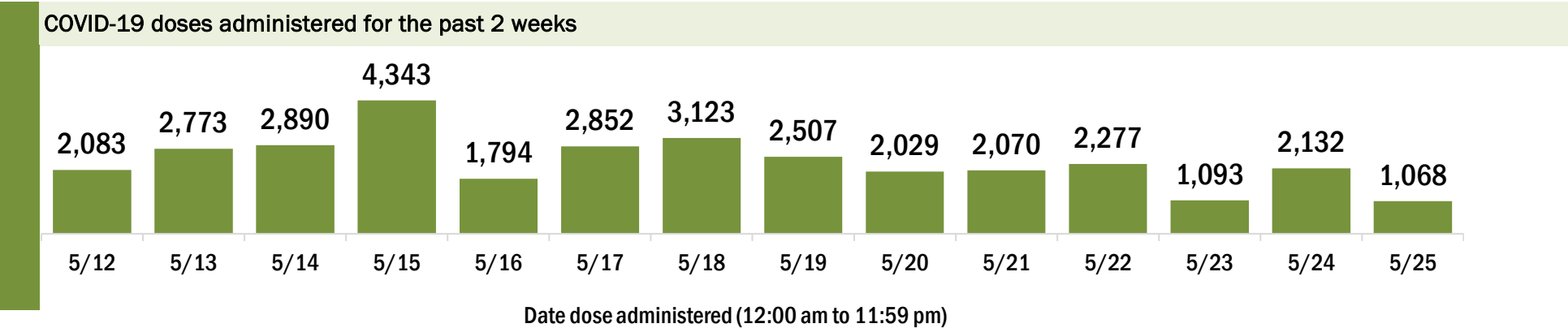
Data in this report are provisional and subject to change.

Data in this summary pertain to COVID-19 vaccines approved by the U.S. Food and Drug Administration and have been issued an Emergency Use Authorization (Janssen COVID-19 Vaccine, Moderna COVID-19 Vaccine and Pfizer-BioNTech COVID-19 Vaccine). These data summarize the number of people who have received either their first dose or have completed the series for a COVID-19 vaccine. **A person can only be counted in one category, first dose or series complete.** For persons receiving Moderna or Pfizer vaccines, once they receive their second dose, they are moved from the first dose column to the series completed column. **Because of this, the total first dose category may show a change from report to report not matching the total receiving their first dose from the previous day.** Persons receiving Johnson & Johnson vaccines will always be counted in the series completed column.

COVID-19 doses for vaccinated persons in Florida	
Doses administered	286,848
People receiving one dose of a 1-dose series (Johnson & Johnson) or receiving only one dose of a 2-dose series (Moderna, Pfizer) count once. Persons receiving both doses of a 2-dose series count twice.	

Current status of persons vaccinated for COVID-19 in Florida	
Total people vaccinated	169,951
First dose	37,107
Series completed	132,844
Completed 1-dose series	15,947
Completed 2-dose series	116,897
First dose: current number of people who have only received their first dose of the Moderna or Pfizer vaccine.	
Series complete: current number of people who have received both Moderna or Pfizer vaccine doses or one Johnson & Johnson dose and are considered fully immunized.	

Demographic summary	First dose	Series complete	Total people vaccinated
Age group	37,107	132,844	169,951
12-14 years	1,928	0	1,928
15-24 years	6,540	10,778	17,318
25-34 years	5,913	14,716	20,629
35-44 years	6,626	19,417	26,043
45-54 years	6,306	23,683	29,989
55-64 years	5,028	25,873	30,901
65-74 years	2,834	24,062	26,896
75-84 years	1,473	11,109	12,582
85+ years	459	3,206	3,665
Race	37,107	132,844	169,951
White	18,751	78,728	97,479
Black	2,146	7,071	9,217
American Indian/Alaskan	189	598	787
Other	8,197	23,756	31,953
Unknown	7,824	22,691	30,515
Other race includes Asian, native Hawaiian/Pacific Islander, or other.			
Ethnicity	37,107	132,844	169,951
Hispanic	15,553	42,010	57,563
Non-Hispanic	7,827	45,676	53,503
Unknown	13,727	45,158	58,885
Gender	37,107	132,844	169,951
Female	19,874	73,312	93,186
Male	17,168	59,440	76,608
Unknown	65	92	157



COVID-19: Palm Beach County vaccine summary

Vaccination data through May 25, 2021 as of May 26, 2021 at 12:05 AM

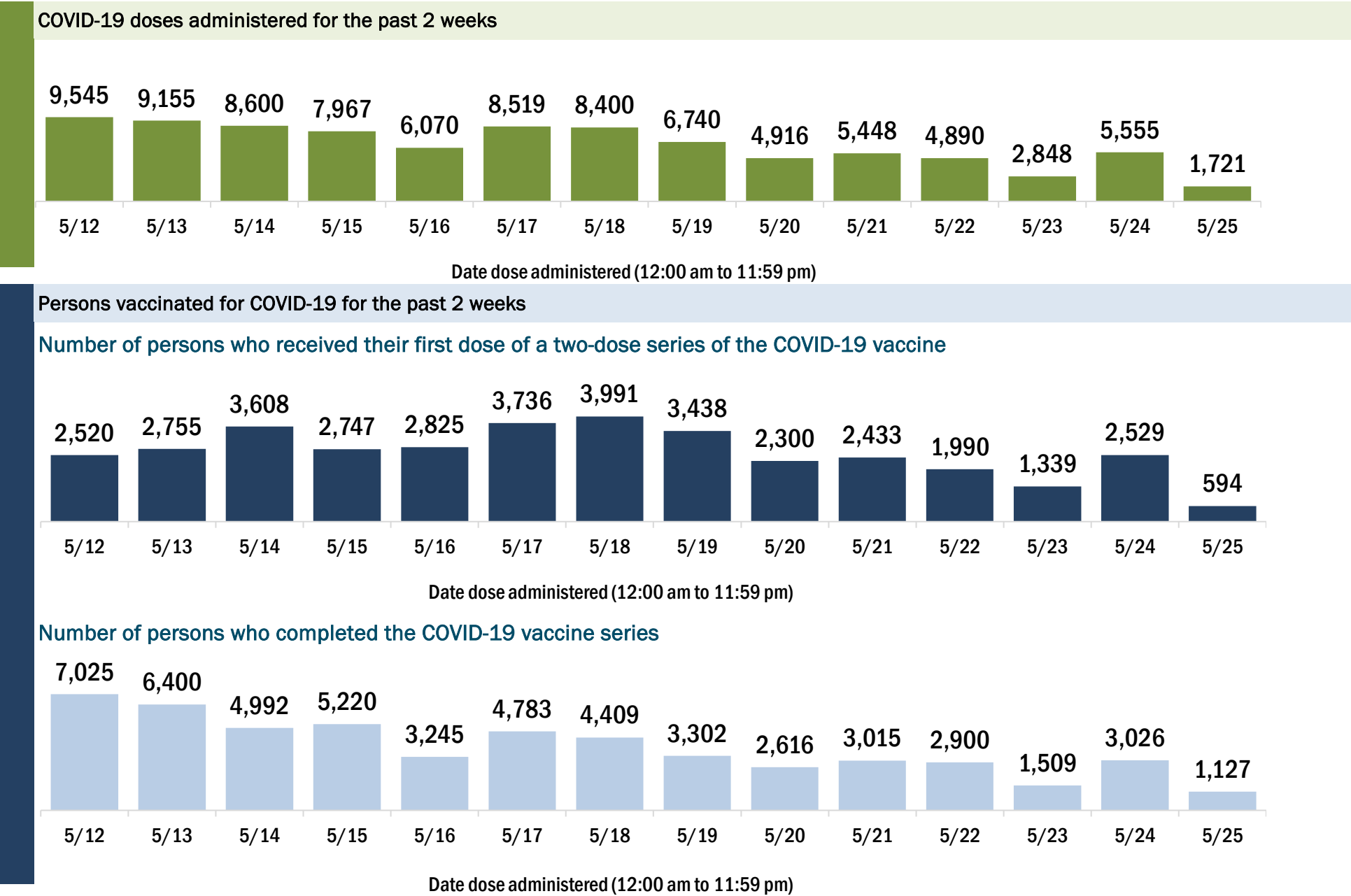
Data in this report are provisional and subject to change.

Data in this summary pertain to COVID-19 vaccines approved by the U.S. Food and Drug Administration and have been issued an Emergency Use Authorization (Janssen COVID-19 Vaccine, Moderna COVID-19 Vaccine and Pfizer-BioNTech COVID-19 Vaccine). These data summarize the number of people who have received either their first dose or have completed the series for a COVID-19 vaccine. **A person can only be counted in one category, first dose or series complete.** For persons receiving Moderna or Pfizer vaccines, once they receive their second dose, they are moved from the first dose column to the series completed column. **Because of this, the total first dose category may show a change from report to report not matching the total receiving their first dose from the previous day.** Persons receiving Johnson & Johnson vaccines will always be counted in the series completed column.

COVID-19 doses for vaccinated persons in Florida	
Doses administered	1,270,217
People receiving one dose of a 1-dose series (Johnson & Johnson) or receiving only one dose of a 2-dose series (Moderna, Pfizer) count once. Persons receiving both doses of a 2-dose series count twice.	

Current status of persons vaccinated for COVID-19 in Florida	
Total people vaccinated	731,379
First dose	140,109
Series completed	591,270
Completed 1-dose series	52,432
Completed 2-dose series	538,838
First dose: current number of people who have only received their first dose of the Moderna or Pfizer vaccine.	
Series complete: current number of people who have received both Moderna or Pfizer vaccine doses or one Johnson & Johnson dose and are considered fully immunized.	

Demographic summary	First dose	Series complete	Total people vaccinated
Age group	140,109	591,270	731,379
12-14 years	4,701	0	4,701
15-24 years	16,104	30,177	46,281
25-34 years	15,586	43,177	58,763
35-44 years	18,034	59,217	77,251
45-54 years	20,721	81,826	102,547
55-64 years	22,546	114,693	137,239
65-74 years	21,318	135,819	157,137
75-84 years	14,302	89,817	104,119
85+ years	6,797	36,544	43,341
Race	140,109	591,270	731,379
White	79,396	371,328	450,724
Black	13,468	36,353	49,821
American Indian/Alaskan	705	1,850	2,555
Other	16,106	58,496	74,602
Unknown	30,434	123,243	153,677
Other race includes Asian, native Hawaiian/Pacific Islander, or other.			
Ethnicity	140,109	591,270	731,379
Hispanic	26,489	71,127	97,616
Non-Hispanic	59,659	298,663	358,322
Unknown	53,961	221,480	275,441
Gender	140,109	591,270	731,379
Female	74,354	327,280	401,634
Male	65,266	263,560	328,826
Unknown	489	430	919



COVID-19: Pasco County vaccine summary

Vaccination data through May 25, 2021 as of May 26, 2021 at 12:05 AM

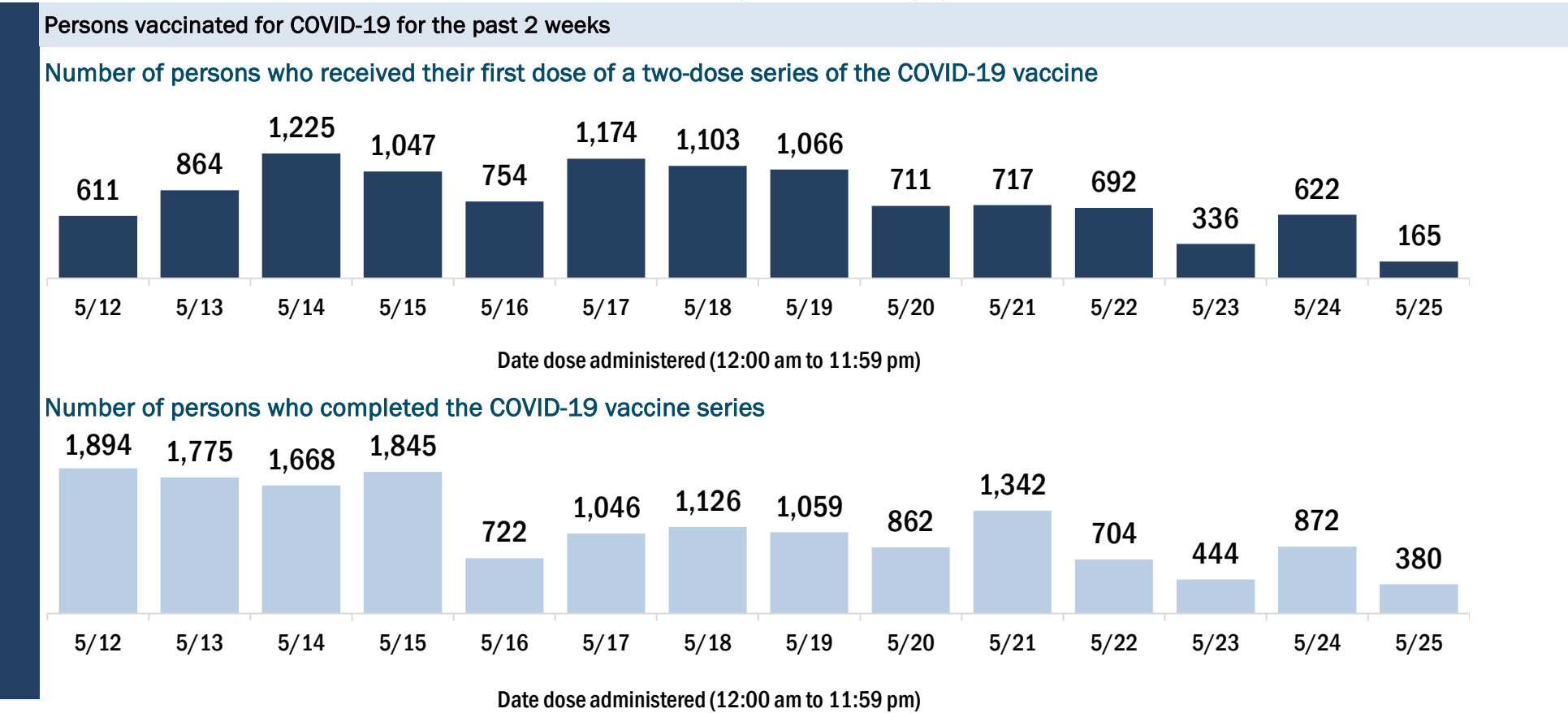
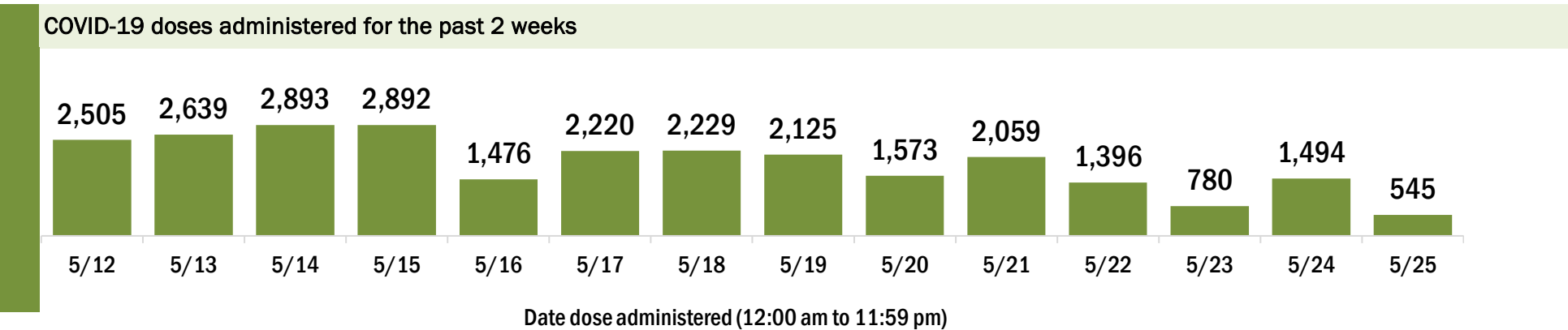
Data in this report are provisional and subject to change.

Data in this summary pertain to COVID-19 vaccines approved by the U.S. Food and Drug Administration and have been issued an Emergency Use Authorization (Janssen COVID-19 Vaccine, Moderna COVID-19 Vaccine and Pfizer-BioNTech COVID-19 Vaccine). These data summarize the number of people who have received either their first dose or have completed the series for a COVID-19 vaccine. **A person can only be counted in one category, first dose or series complete.** For persons receiving Moderna or Pfizer vaccines, once they receive their second dose, they are moved from the first dose column to the series completed column. **Because of this, the total first dose category may show a change from report to report not matching the total receiving their first dose from the previous day.** Persons receiving Johnson & Johnson vaccines will always be counted in the series completed column.

COVID-19 doses for vaccinated persons in Florida	
Doses administered	407,784
People receiving one dose of a 1-dose series (Johnson & Johnson) or receiving only one dose of a 2-dose series (Moderna, Pfizer) count once. Persons receiving both doses of a 2-dose series count twice.	

Current status of persons vaccinated for COVID-19 in Florida	
Total people vaccinated	234,270
First dose	43,959
Series completed	190,311
Completed 1-dose series	16,797
Completed 2-dose series	173,514
First dose: current number of people who have only received their first dose of the Moderna or Pfizer vaccine.	
Series complete: current number of people who have received both Moderna or Pfizer vaccine doses or one Johnson & Johnson dose and are considered fully immunized.	

Demographic summary	First dose	Series complete	Total people vaccinated
Age group	43,959	190,311	234,270
12-14 years	1,493	0	1,493
15-24 years	5,080	9,725	14,805
25-34 years	4,199	12,526	16,725
35-44 years	5,451	19,981	25,432
45-54 years	6,187	27,008	33,195
55-64 years	7,087	38,021	45,108
65-74 years	7,710	47,091	54,801
75-84 years	5,079	27,730	32,809
85+ years	1,673	8,229	9,902
Race	43,959	190,311	234,270
White	29,622	140,350	169,972
Black	1,962	5,935	7,897
American Indian/Alaskan	237	715	952
Other	5,374	18,607	23,981
Unknown	6,764	24,704	31,468
Other race includes Asian, native Hawaiian/Pacific Islander, or other.			
Ethnicity	43,959	190,311	234,270
Hispanic	4,995	12,960	17,955
Non-Hispanic	22,360	112,026	134,386
Unknown	16,604	65,325	81,929
Gender	43,959	190,311	234,270
Female	23,764	107,262	131,026
Male	20,155	82,924	103,079
Unknown	40	125	165



COVID-19: Pinellas County vaccine summary

Vaccination data through May 25, 2021 as of May 26, 2021 at 12:05 AM

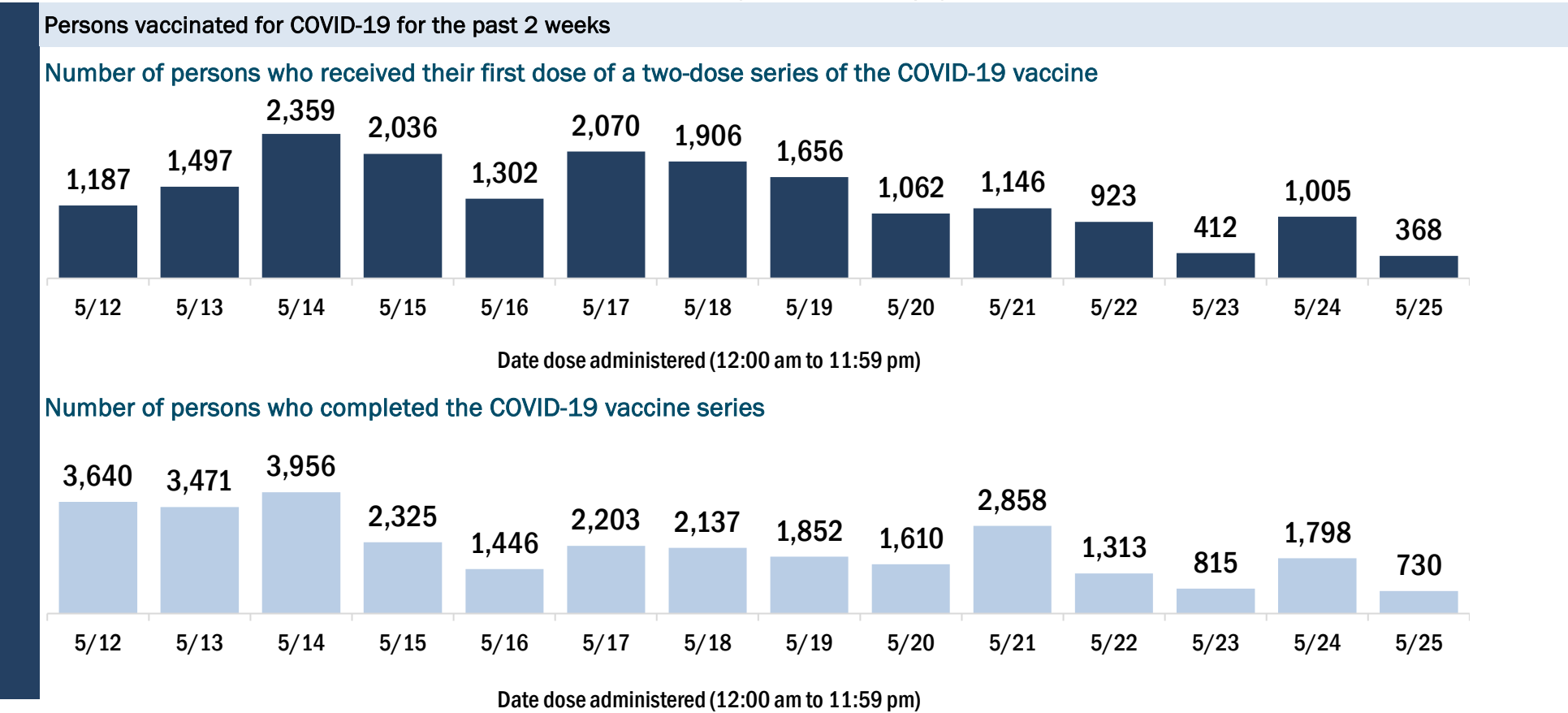
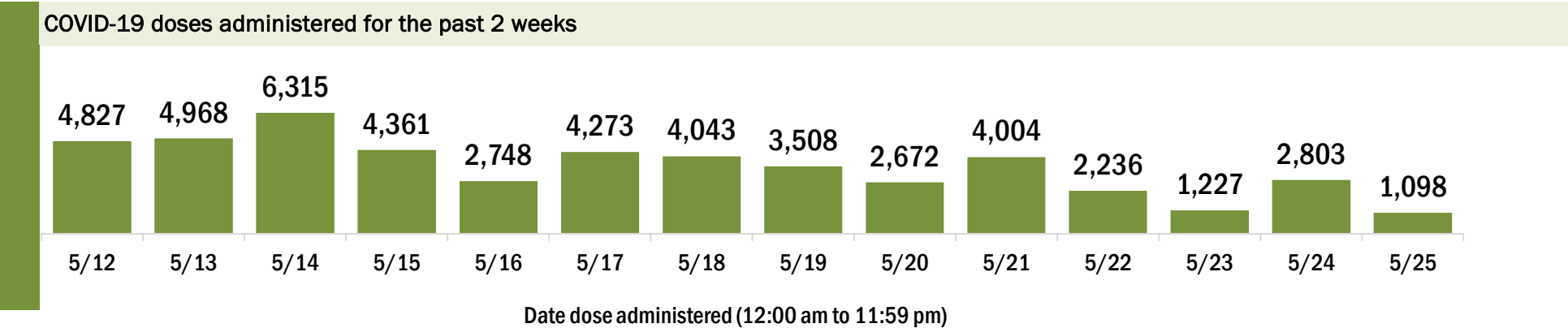
Data in this report are provisional and subject to change.

Data in this summary pertain to COVID-19 vaccines approved by the U.S. Food and Drug Administration and have been issued an Emergency Use Authorization (Janssen COVID-19 Vaccine, Moderna COVID-19 Vaccine and Pfizer-BioNTech COVID-19 Vaccine). These data summarize the number of people who have received either their first dose or have completed the series for a COVID-19 vaccine. **A person can only be counted in one category, first dose or series complete.** For persons receiving Moderna or Pfizer vaccines, once they receive their second dose, they are moved from the first dose column to the series completed column. **Because of this, the total first dose category may show a change from report to report not matching the total receiving their first dose from the previous day.** Persons receiving Johnson & Johnson vaccines will always be counted in the series completed column.

COVID-19 doses for vaccinated persons in Florida	
Doses administered	836,716
People receiving one dose of a 1-dose series (Johnson & Johnson) or receiving only one dose of a 2-dose series (Moderna, Pfizer) count once. Persons receiving both doses of a 2-dose series count twice.	

Current status of persons vaccinated for COVID-19 in Florida	
Total people vaccinated	468,388
First dose	73,078
Series completed	395,310
Completed 1-dose series	26,982
Completed 2-dose series	368,328
First dose: current number of people who have only received their first dose of the Moderna or Pfizer vaccine.	
Series complete: current number of people who have received both Moderna or Pfizer vaccine doses or one Johnson & Johnson dose and are considered fully immunized.	

Demographic summary	First dose	Series complete	Total people vaccinated
Age group	73,078	395,310	468,388
12-14 years	2,374	0	2,374
15-24 years	8,133	17,928	26,061
25-34 years	8,687	31,090	39,777
35-44 years	8,928	37,672	46,600
45-54 years	9,997	51,851	61,848
55-64 years	12,572	88,154	100,726
65-74 years	12,108	97,886	109,994
75-84 years	7,078	51,373	58,451
85+ years	3,201	19,356	22,557
Race	73,078	395,310	468,388
White	46,859	290,972	337,831
Black	4,868	17,785	22,653
American Indian/Alaskan	364	968	1,332
Other	8,032	33,034	41,066
Unknown	12,955	52,551	65,506
Other race includes Asian, native Hawaiian/Pacific Islander, or other.			
Ethnicity	73,078	395,310	468,388
Hispanic	5,342	15,154	20,496
Non-Hispanic	38,268	244,916	283,184
Unknown	29,468	135,240	164,708
Gender	73,078	395,310	468,388
Female	39,384	221,125	260,509
Male	33,544	173,559	207,103
Unknown	150	626	776



COVID-19: Polk County vaccine summary

Vaccination data through May 25, 2021 as of May 26, 2021 at 12:05 AM

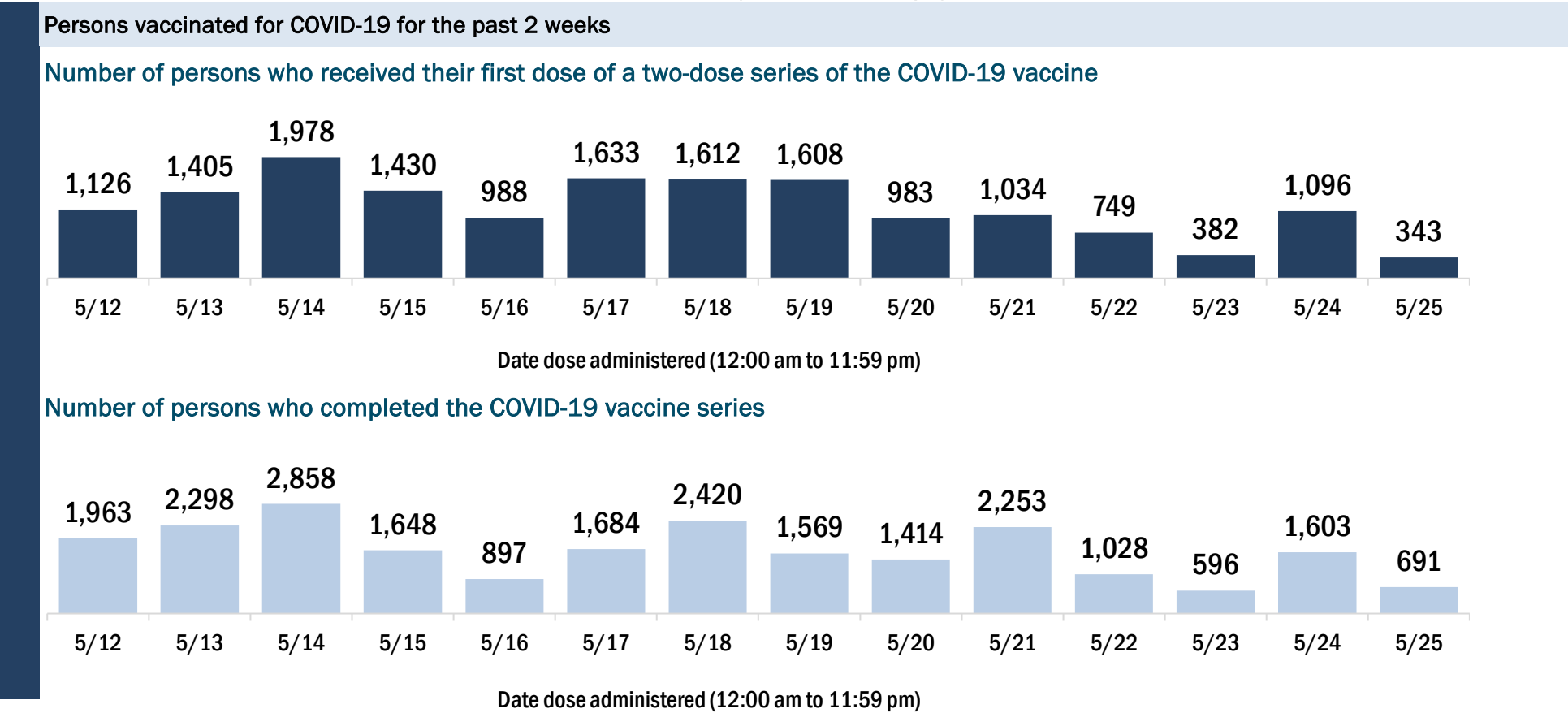
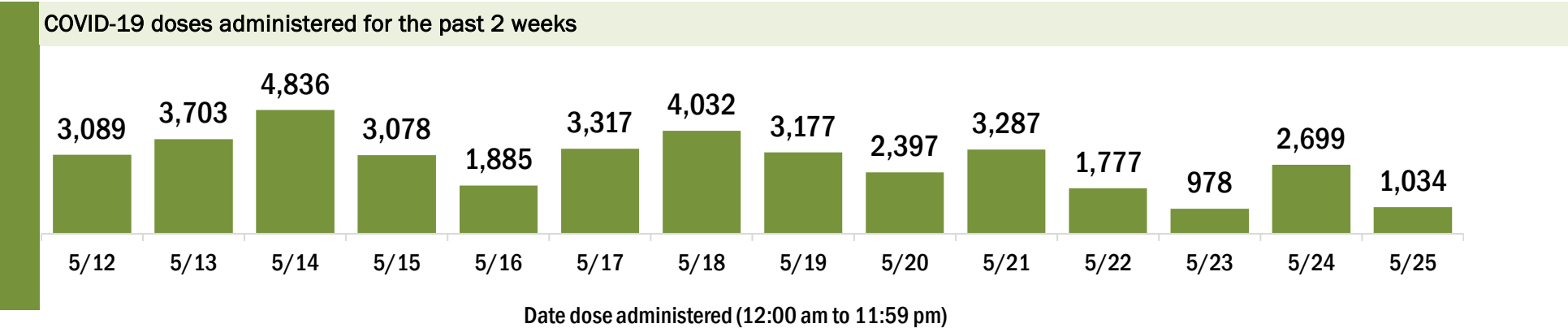
Data in this report are provisional and subject to change.

Data in this summary pertain to COVID-19 vaccines approved by the U.S. Food and Drug Administration and have been issued an Emergency Use Authorization (Janssen COVID-19 Vaccine, Moderna COVID-19 Vaccine and Pfizer-BioNTech COVID-19 Vaccine). These data summarize the number of people who have received either their first dose or have completed the series for a COVID-19 vaccine. **A person can only be counted in one category, first dose or series complete.** For persons receiving Moderna or Pfizer vaccines, once they receive their second dose, they are moved from the first dose column to the series completed column. **Because of this, the total first dose category may show a change from report to report not matching the total receiving their first dose from the previous day.** Persons receiving Johnson & Johnson vaccines will always be counted in the series completed column.

COVID-19 doses for vaccinated persons in Florida	
Doses administered	469,324
People receiving one dose of a 1-dose series (Johnson & Johnson) or receiving only one dose of a 2-dose series (Moderna, Pfizer) count once. Persons receiving both doses of a 2-dose series count twice.	

Current status of persons vaccinated for COVID-19 in Florida	
Total people vaccinated	272,627
First dose	60,200
Series completed	212,427
Completed 1-dose series	15,730
Completed 2-dose series	196,697
First dose: current number of people who have only received their first dose of the Moderna or Pfizer vaccine.	
Series complete: current number of people who have received both Moderna or Pfizer vaccine doses or one Johnson & Johnson dose and are considered fully immunized.	

Demographic summary	First dose	Series complete	Total people vaccinated
Age group	60,200	212,427	272,627
12-14 years	1,595	0	1,595
15-24 years	6,815	10,454	17,269
25-34 years	7,042	16,201	23,243
35-44 years	7,870	20,637	28,507
45-54 years	8,515	27,676	36,191
55-64 years	9,668	41,225	50,893
65-74 years	10,104	54,601	64,705
75-84 years	6,363	32,299	38,662
85+ years	2,228	9,334	11,562
Race	60,200	212,427	272,627
White	34,712	145,240	179,952
Black	5,613	15,264	20,877
American Indian/Alaskan	420	996	1,416
Other	8,355	20,193	28,548
Unknown	11,100	30,734	41,834
Other race includes Asian, native Hawaiian/Pacific Islander, or other.			
Ethnicity	60,200	212,427	272,627
Hispanic	12,845	27,585	40,430
Non-Hispanic	24,521	115,654	140,175
Unknown	22,834	69,188	92,022
Gender	60,200	212,427	272,627
Female	31,594	118,039	149,633
Male	28,483	94,284	122,767
Unknown	123	104	227



COVID-19: Putnam County vaccine summary

Vaccination data through May 25, 2021 as of May 26, 2021 at 12:05 AM

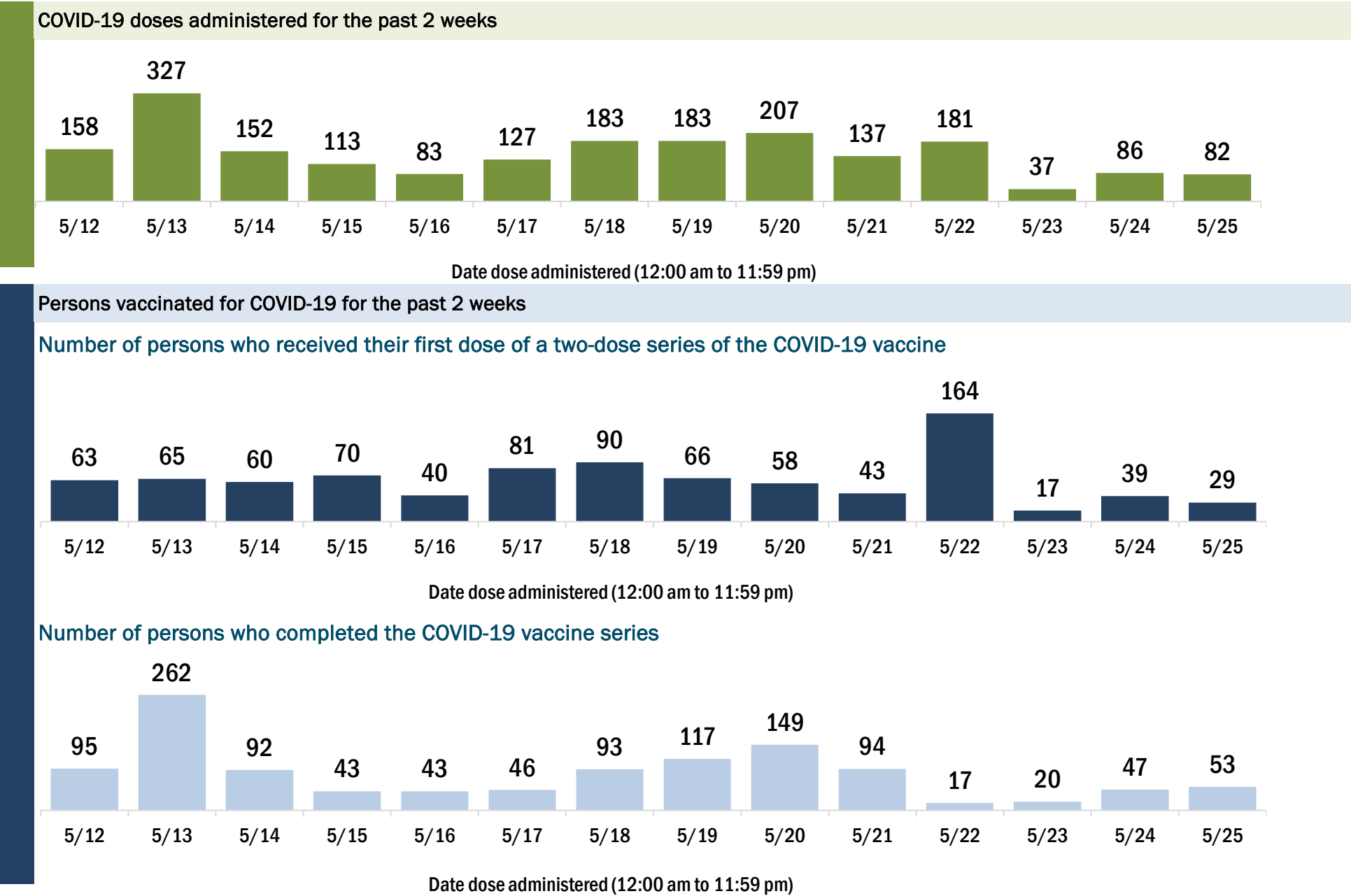
Data in this report are provisional and subject to change.

Data in this summary pertain to COVID-19 vaccines approved by the U.S. Food and Drug Administration and have been issued an Emergency Use Authorization (Janssen COVID-19 Vaccine, Moderna COVID-19 Vaccine and Pfizer-BioNTech COVID-19 Vaccine). These data summarize the number of people who have received either their first dose or have completed the series for a COVID-19 vaccine. **A person can only be counted in one category, first dose or series complete.** For persons receiving Moderna or Pfizer vaccines, once they receive their second dose, they are moved from the first dose column to the series completed column. **Because of this, the total first dose category may show a change from report to report not matching the total receiving their first dose from the previous day.** Persons receiving Johnson & Johnson vaccines will always be counted in the series completed column.

COVID-19 doses for vaccinated persons in Florida	
Doses administered	36,499
People receiving one dose of a 1-dose series (Johnson & Johnson) or receiving only one dose of a 2-dose series (Moderna, Pfizer) count once. Persons receiving both doses of a 2-dose series count twice.	

Current status of persons vaccinated for COVID-19 in Florida	
Total people vaccinated	21,441
First dose	5,040
Series completed	16,401
Completed 1-dose series	1,343
Completed 2-dose series	15,058
First dose: current number of people who have only received their first dose of the Moderna or Pfizer vaccine.	
Series complete: current number of people who have received both Moderna or Pfizer vaccine doses or one Johnson & Johnson dose and are considered fully immunized.	

Demographic summary	First dose	Series complete	Total people vaccinated
Age group	5,040	16,401	21,441
12-14 years	56	0	56
15-24 years	307	426	733
25-34 years	393	707	1,100
35-44 years	382	1,010	1,392
45-54 years	584	1,677	2,261
55-64 years	1,053	3,681	4,734
65-74 years	1,279	5,258	6,537
75-84 years	744	2,773	3,517
85+ years	242	869	1,111
Race	5,040	16,401	21,441
White	3,496	12,561	16,057
Black	535	1,941	2,476
American Indian/Alaskan	47	124	171
Other	618	983	1,601
Unknown	344	792	1,136
Other race includes Asian, native Hawaiian/Pacific Islander, or other.			
Ethnicity	5,040	16,401	21,441
Hispanic	487	806	1,293
Non-Hispanic	3,507	12,793	16,300
Unknown	1,046	2,802	3,848
Gender	5,040	16,401	21,441
Female	2,646	9,214	11,860
Male	2,377	7,178	9,555
Unknown	17	9	26



COVID-19: Santa Rosa County vaccine summary

Vaccination data through May 25, 2021 as of May 26, 2021 at 12:05 AM

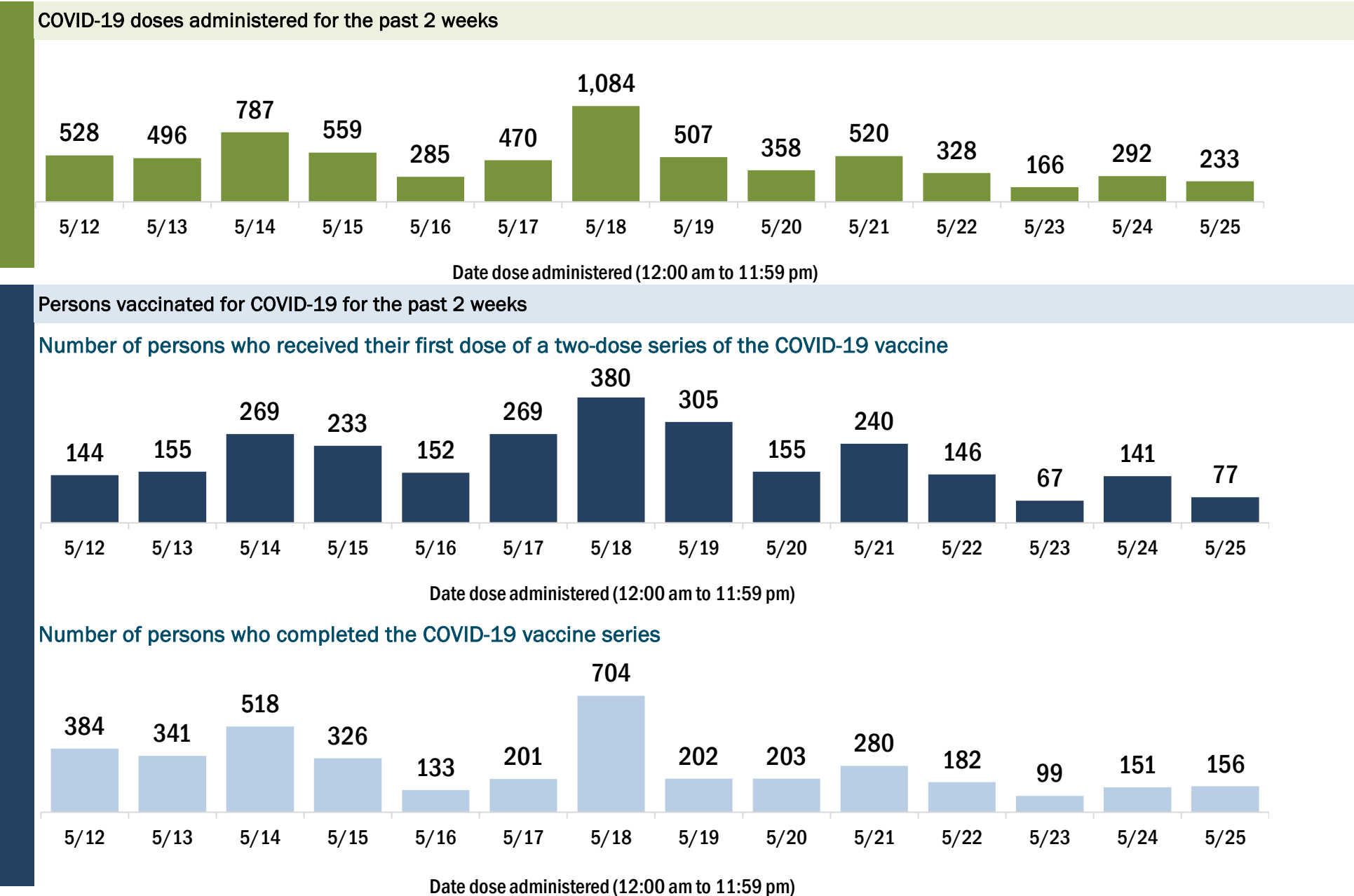
Data in this report are provisional and subject to change.

Data in this summary pertain to COVID-19 vaccines approved by the U.S. Food and Drug Administration and have been issued an Emergency Use Authorization (Janssen COVID-19 Vaccine, Moderna COVID-19 Vaccine and Pfizer-BioNTech COVID-19 Vaccine). These data summarize the number of people who have received either their first dose or have completed the series for a COVID-19 vaccine. **A person can only be counted in one category, first dose or series complete.** For persons receiving Moderna or Pfizer vaccines, once they receive their second dose, they are moved from the first dose column to the series completed column. **Because of this, the total first dose category may show a change from report to report not matching the total receiving their first dose from the previous day.** Persons receiving Johnson & Johnson vaccines will always be counted in the series completed column.

COVID-19 doses for vaccinated persons in Florida	
Doses administered	109,248
People receiving one dose of a 1-dose series (Johnson & Johnson) or receiving only one dose of a 2-dose series (Moderna, Pfizer) count once. Persons receiving both doses of a 2-dose series count twice.	

Current status of persons vaccinated for COVID-19 in Florida	
Total people vaccinated	62,096
First dose	11,524
Series completed	50,572
Completed 1-dose series	3,420
Completed 2-dose series	47,152
First dose: current number of people who have only received their first dose of the Moderna or Pfizer vaccine.	
Series complete: current number of people who have received both Moderna or Pfizer vaccine doses or one Johnson & Johnson dose and are considered fully immunized.	

Demographic summary	First dose	Series complete	Total people vaccinated
Age group	11,524	50,572	62,096
12-14 years	341	0	341
15-24 years	1,417	2,511	3,928
25-34 years	1,311	3,531	4,842
35-44 years	1,612	5,102	6,714
45-54 years	1,701	7,012	8,713
55-64 years	2,114	11,255	13,369
65-74 years	1,843	12,998	14,841
75-84 years	904	6,331	7,235
85+ years	281	1,832	2,113
Race	11,524	50,572	62,096
White	7,405	37,027	44,432
Black	629	1,978	2,607
American Indian/Alaskan	75	303	378
Other	880	3,561	4,441
Unknown	2,535	7,703	10,238
Other race includes Asian, native Hawaiian/Pacific Islander, or other.			
Ethnicity	11,524	50,572	62,096
Hispanic	572	1,737	2,309
Non-Hispanic	6,446	34,142	40,588
Unknown	4,506	14,693	19,199
Gender	11,524	50,572	62,096
Female	6,004	27,857	33,861
Male	5,509	22,698	28,207
Unknown	11	17	28



COVID-19: Sarasota County vaccine summary

Vaccination data through May 25, 2021 as of May 26, 2021 at 12:05 AM

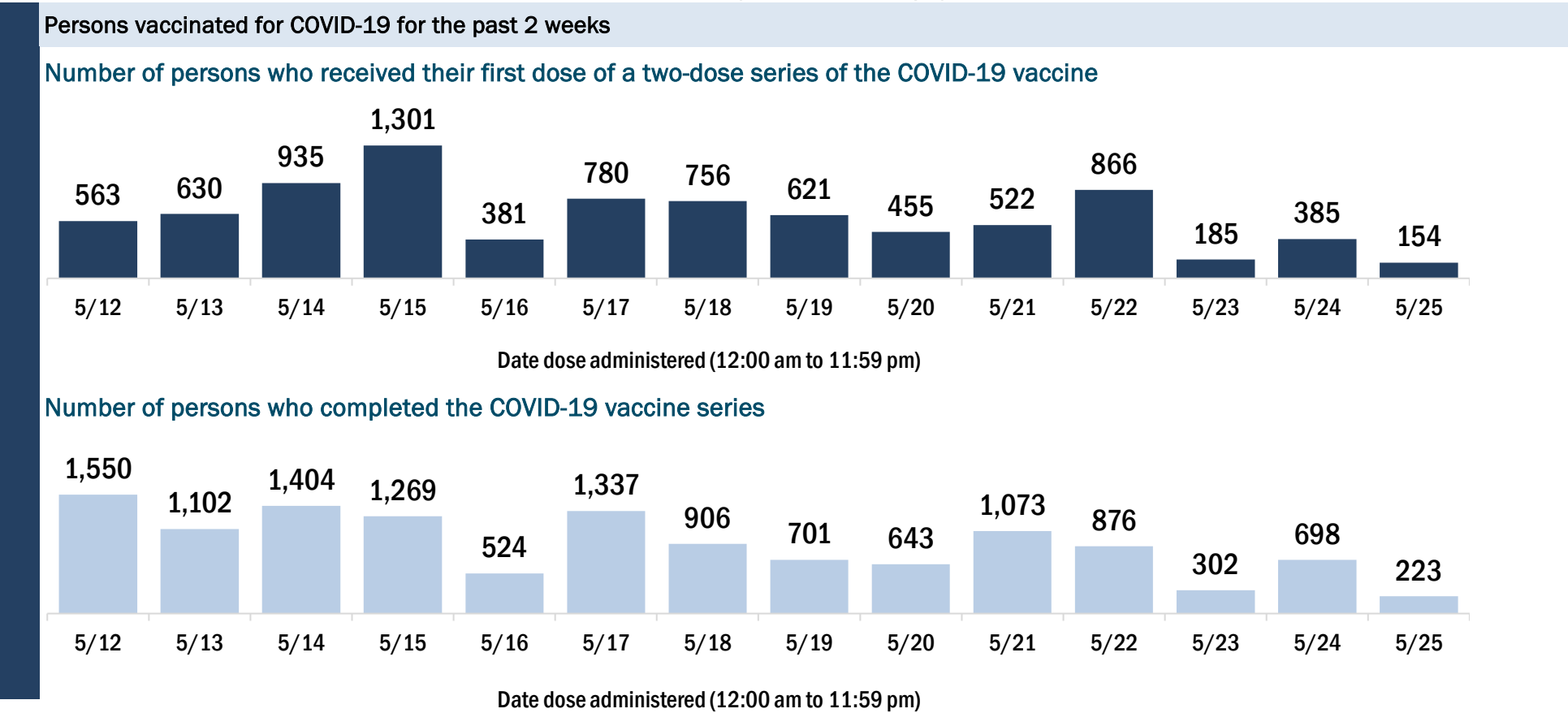
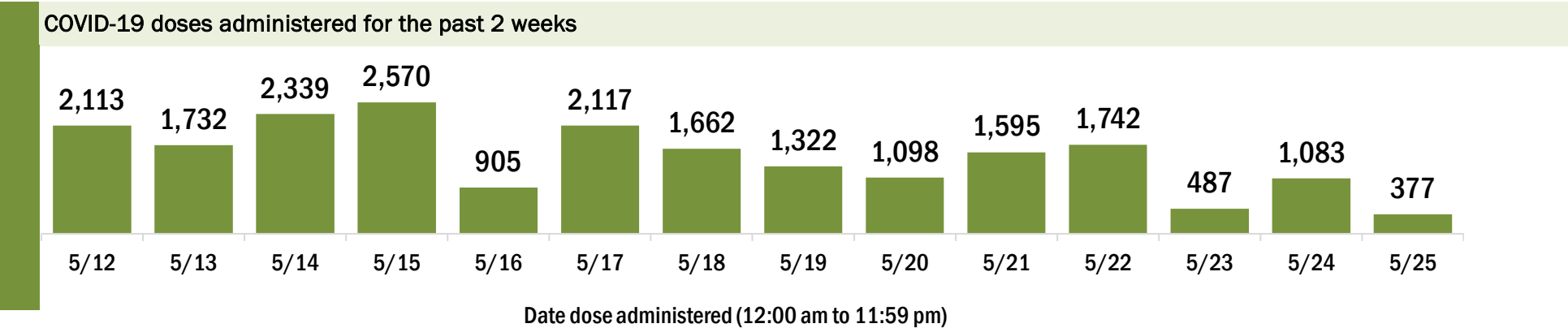
Data in this report are provisional and subject to change.

Data in this summary pertain to COVID-19 vaccines approved by the U.S. Food and Drug Administration and have been issued an Emergency Use Authorization (Janssen COVID-19 Vaccine, Moderna COVID-19 Vaccine and Pfizer-BioNTech COVID-19 Vaccine). These data summarize the number of people who have received either their first dose or have completed the series for a COVID-19 vaccine. **A person can only be counted in one category, first dose or series complete.** For persons receiving Moderna or Pfizer vaccines, once they receive their second dose, they are moved from the first dose column to the series completed column. **Because of this, the total first dose category may show a change from report to report not matching the total receiving their first dose from the previous day.** Persons receiving Johnson & Johnson vaccines will always be counted in the series completed column.

COVID-19 doses for vaccinated persons in Florida	
Doses administered	451,342
People receiving one dose of a 1-dose series (Johnson & Johnson) or receiving only one dose of a 2-dose series (Moderna, Pfizer) count once. Persons receiving both doses of a 2-dose series count twice.	

Current status of persons vaccinated for COVID-19 in Florida	
Total people vaccinated	256,167
First dose	48,876
Series completed	207,291
Completed 1-dose series	12,116
Completed 2-dose series	195,175
First dose: current number of people who have only received their first dose of the Moderna or Pfizer vaccine.	
Series complete: current number of people who have received both Moderna or Pfizer vaccine doses or one Johnson & Johnson dose and are considered fully immunized.	

Demographic summary	First dose	Series complete	Total people vaccinated
Age group	48,876	207,291	256,167
12-14 years	1,359	0	1,359
15-24 years	4,108	6,618	10,726
25-34 years	3,237	8,319	11,556
35-44 years	3,887	11,715	15,602
45-54 years	5,208	18,692	23,900
55-64 years	7,895	38,214	46,109
65-74 years	11,826	66,010	77,836
75-84 years	8,058	42,614	50,672
85+ years	3,298	15,109	18,407
Race	48,876	207,291	256,167
White	36,728	162,189	198,917
Black	1,217	3,216	4,433
American Indian/Alaskan	192	718	910
Other	3,567	14,332	17,899
Unknown	7,172	26,836	34,008
Other race includes Asian, native Hawaiian/Pacific Islander, or other.			
Ethnicity	48,876	207,291	256,167
Hispanic	4,070	9,198	13,268
Non-Hispanic	29,449	135,865	165,314
Unknown	15,357	62,228	77,585
Gender	48,876	207,291	256,167
Female	25,864	115,336	141,200
Male	22,896	91,827	114,723
Unknown	116	128	244



COVID-19: Seminole County vaccine summary

Vaccination data through May 25, 2021 as of May 26, 2021 at 12:05 AM

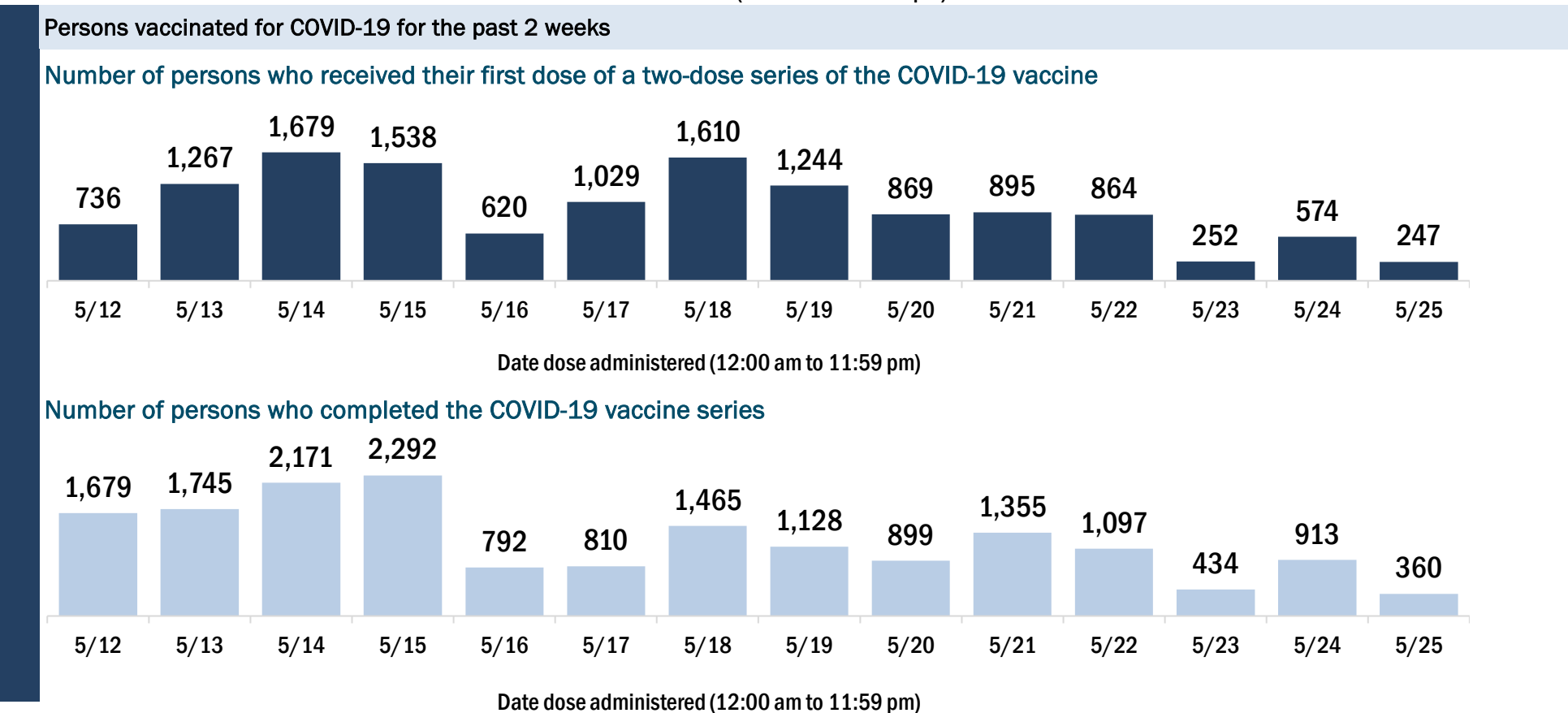
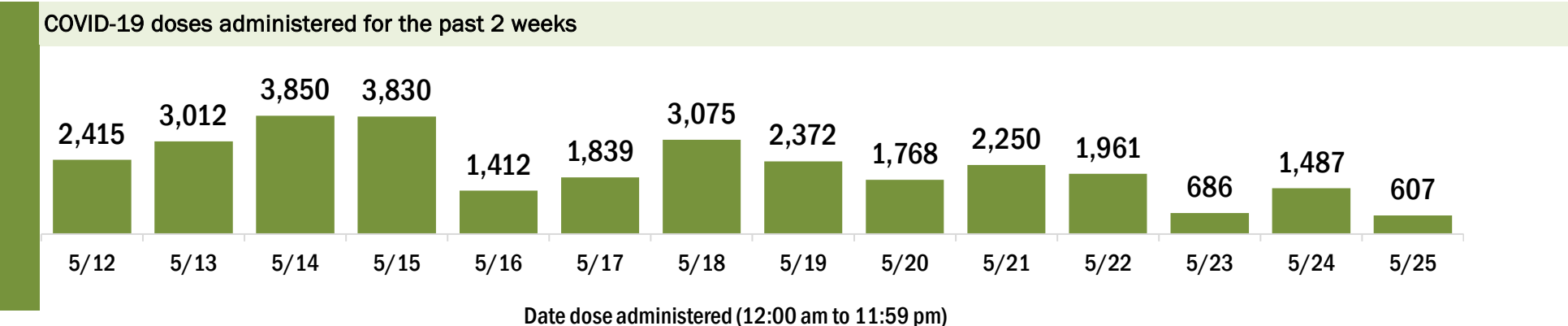
Data in this report are provisional and subject to change.

Data in this summary pertain to COVID-19 vaccines approved by the U.S. Food and Drug Administration and have been issued an Emergency Use Authorization (Janssen COVID-19 Vaccine, Moderna COVID-19 Vaccine and Pfizer-BioNTech COVID-19 Vaccine). These data summarize the number of people who have received either their first dose or have completed the series for a COVID-19 vaccine. **A person can only be counted in one category, first dose or series complete.** For persons receiving Moderna or Pfizer vaccines, once they receive their second dose, they are moved from the first dose column to the series completed column. **Because of this, the total first dose category may show a change from report to report not matching the total receiving their first dose from the previous day.** Persons receiving Johnson & Johnson vaccines will always be counted in the series completed column.

COVID-19 doses for vaccinated persons in Florida	
Doses administered	388,365
People receiving one dose of a 1-dose series (Johnson & Johnson) or receiving only one dose of a 2-dose series (Moderna, Pfizer) count once. Persons receiving both doses of a 2-dose series count twice.	

Current status of persons vaccinated for COVID-19 in Florida	
Total people vaccinated	218,801
First dose	34,688
Series completed	184,113
Completed 1-dose series	14,549
Completed 2-dose series	169,564
First dose: current number of people who have only received their first dose of the Moderna or Pfizer vaccine.	
Series complete: current number of people who have received both Moderna or Pfizer vaccine doses or one Johnson & Johnson dose and are considered fully immunized.	

Demographic summary	First dose	Series complete	Total people vaccinated
Age group	34,688	184,113	218,801
12-14 years	2,992	0	2,992
15-24 years	6,185	15,974	22,159
25-34 years	5,509	20,270	25,779
35-44 years	5,498	26,558	32,056
45-54 years	4,965	30,120	35,085
55-64 years	4,539	35,566	40,105
65-74 years	2,831	33,356	36,187
75-84 years	1,476	16,120	17,596
85+ years	693	6,149	6,842
Race	34,688	184,113	218,801
White	19,830	127,385	147,215
Black	3,121	12,127	15,248
American Indian/Alaskan	188	748	936
Other	6,081	26,765	32,846
Unknown	5,468	17,088	22,556
Other race includes Asian, native Hawaiian/Pacific Islander, or other.			
Ethnicity	34,688	184,113	218,801
Hispanic	6,441	24,826	31,267
Non-Hispanic	15,871	114,538	130,409
Unknown	12,376	44,749	57,125
Gender	34,688	184,113	218,801
Female	18,397	101,837	120,234
Male	16,198	82,128	98,326
Unknown	93	148	241



COVID-19: St. Johns County vaccine summary

Vaccination data through May 25, 2021 as of May 26, 2021 at 12:05 AM

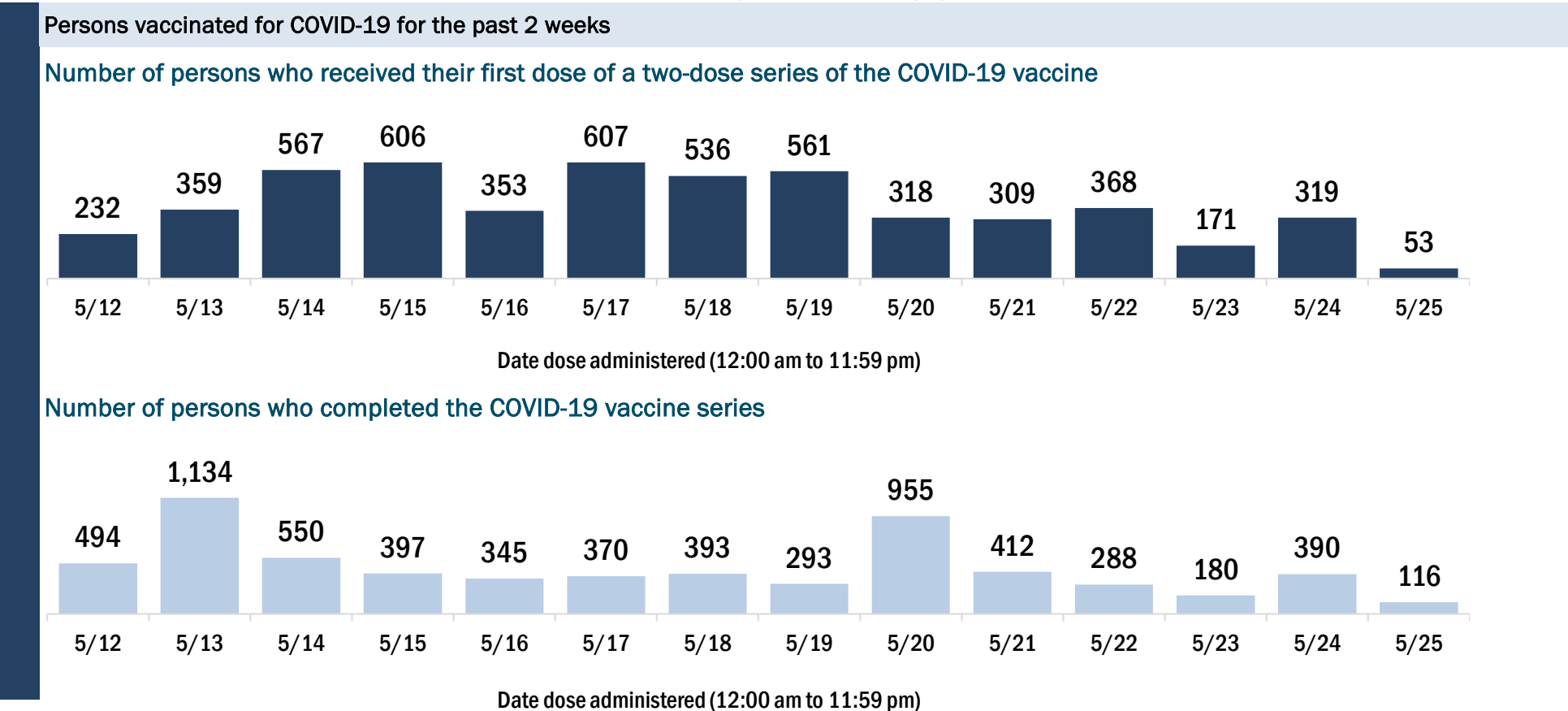
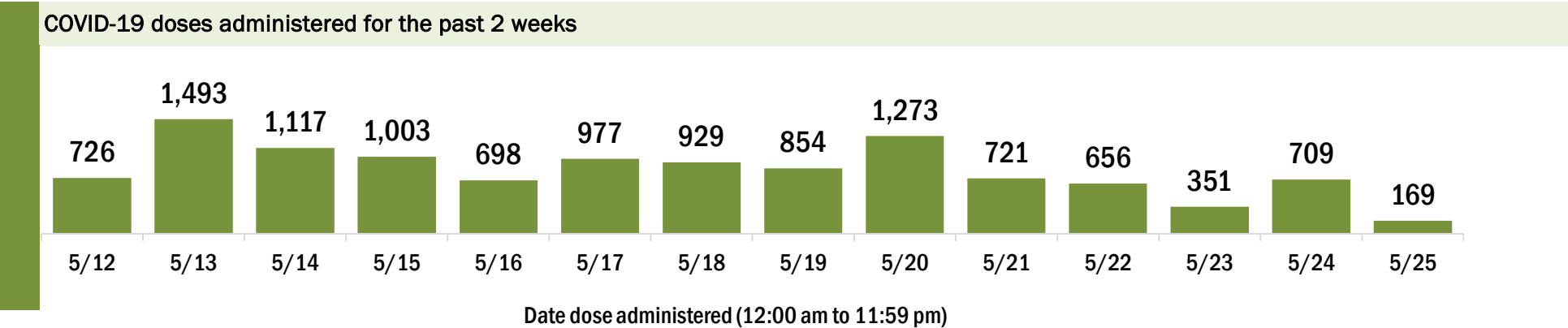
Data in this report are provisional and subject to change.

Data in this summary pertain to COVID-19 vaccines approved by the U.S. Food and Drug Administration and have been issued an Emergency Use Authorization (Janssen COVID-19 Vaccine, Moderna COVID-19 Vaccine and Pfizer-BioNTech COVID-19 Vaccine). These data summarize the number of people who have received either their first dose or have completed the series for a COVID-19 vaccine. **A person can only be counted in one category, first dose or series complete.** For persons receiving Moderna or Pfizer vaccines, once they receive their second dose, they are moved from the first dose column to the series completed column. **Because of this, the total first dose category may show a change from report to report not matching the total receiving their first dose from the previous day.** Persons receiving Johnson & Johnson vaccines will always be counted in the series completed column.

COVID-19 doses for vaccinated persons in Florida	
Doses administered	248,089
People receiving one dose of a 1-dose series (Johnson & Johnson) or receiving only one dose of a 2-dose series (Moderna, Pfizer) count once. Persons receiving both doses of a 2-dose series count twice.	

Current status of persons vaccinated for COVID-19 in Florida	
Total people vaccinated	135,773
First dose	16,369
Series completed	119,404
Completed 1-dose series	7,088
Completed 2-dose series	112,316
First dose: current number of people who have only received their first dose of the Moderna or Pfizer vaccine.	
Series complete: current number of people who have received both Moderna or Pfizer vaccine doses or one Johnson & Johnson dose and are considered fully immunized.	

Demographic summary	First dose	Series complete	Total people vaccinated
Age group	16,369	119,404	135,773
12-14 years	1,420	0	1,420
15-24 years	2,921	7,610	10,531
25-34 years	1,675	7,572	9,247
35-44 years	2,319	15,303	17,622
45-54 years	2,383	18,254	20,637
55-64 years	2,269	23,850	26,119
65-74 years	1,942	28,694	30,636
75-84 years	1,008	13,984	14,992
85+ years	432	4,137	4,569
Race	16,369	119,404	135,773
White	10,411	88,344	98,755
Black	630	3,683	4,313
American Indian/Alaskan	50	344	394
Other	1,910	11,645	13,555
Unknown	3,368	15,388	18,756
Other race includes Asian, native Hawaiian/Pacific Islander, or other.			
Ethnicity	16,369	119,404	135,773
Hispanic	1,052	5,365	6,417
Non-Hispanic	8,649	78,732	87,381
Unknown	6,668	35,307	41,975
Gender	16,369	119,404	135,773
Female	8,547	65,458	74,005
Male	7,802	53,918	61,720
Unknown	20	28	48



COVID-19: St. Lucie County vaccine summary

Vaccination data through May 25, 2021 as of May 26, 2021 at 12:05 AM

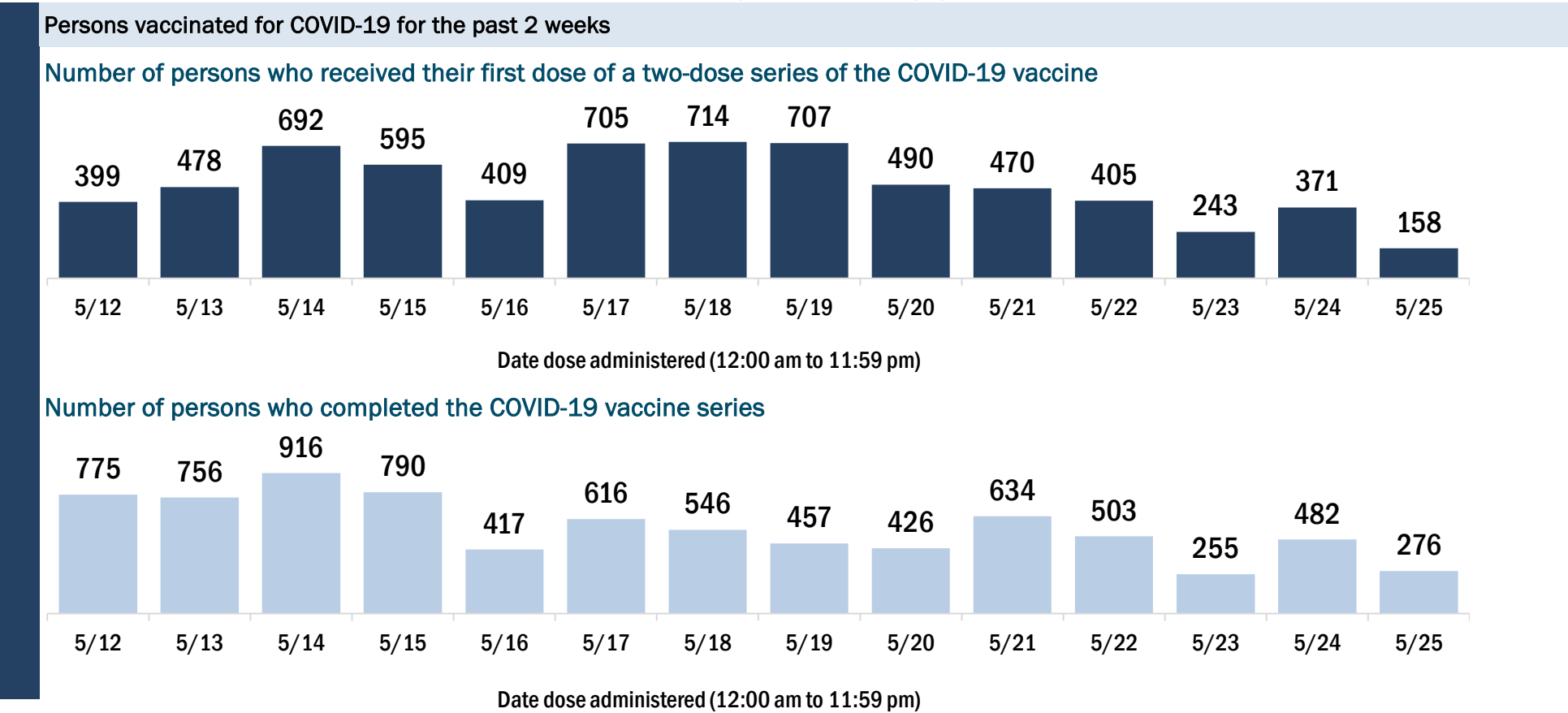
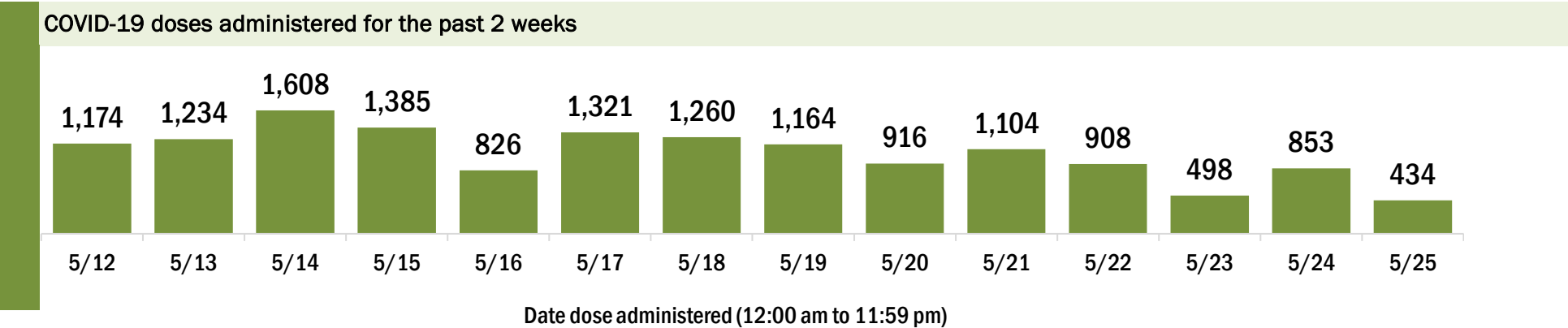
Data in this report are provisional and subject to change.

Data in this summary pertain to COVID-19 vaccines approved by the U.S. Food and Drug Administration and have been issued an Emergency Use Authorization (Janssen COVID-19 Vaccine, Moderna COVID-19 Vaccine and Pfizer-BioNTech COVID-19 Vaccine). These data summarize the number of people who have received either their first dose or have completed the series for a COVID-19 vaccine. **A person can only be counted in one category, first dose or series complete.** For persons receiving Moderna or Pfizer vaccines, once they receive their second dose, they are moved from the first dose column to the series completed column. **Because of this, the total first dose category may show a change from report to report not matching the total receiving their first dose from the previous day.** Persons receiving Johnson & Johnson vaccines will always be counted in the series completed column.

COVID-19 doses for vaccinated persons in Florida	
Doses administered	246,064
People receiving one dose of a 1-dose series (Johnson & Johnson) or receiving only one dose of a 2-dose series (Moderna, Pfizer) count once. Persons receiving both doses of a 2-dose series count twice.	

Current status of persons vaccinated for COVID-19 in Florida	
Total people vaccinated	141,056
First dose	30,631
Series completed	110,425
Completed 1-dose series	5,417
Completed 2-dose series	105,008
First dose: current number of people who have only received their first dose of the Moderna or Pfizer vaccine.	
Series complete: current number of people who have received both Moderna or Pfizer vaccine doses or one Johnson & Johnson dose and are considered fully immunized.	

Demographic summary	First dose	Series complete	Total people vaccinated
Age group	30,631	110,425	141,056
12-14 years	668	0	668
15-24 years	2,966	4,385	7,351
25-34 years	2,557	5,841	8,398
35-44 years	3,290	8,617	11,907
45-54 years	4,293	13,160	17,453
55-64 years	5,950	22,878	28,828
65-74 years	5,997	31,872	37,869
75-84 years	3,619	18,241	21,860
85+ years	1,291	5,431	6,722
Race	30,631	110,425	141,056
White	18,090	70,701	88,791
Black	3,549	10,266	13,815
American Indian/Alaskan	183	482	665
Other	3,207	10,484	13,691
Unknown	5,602	18,492	24,094
Other race includes Asian, native Hawaiian/Pacific Islander, or other.			
Ethnicity	30,631	110,425	141,056
Hispanic	4,555	12,002	16,557
Non-Hispanic	13,876	59,515	73,391
Unknown	12,200	38,908	51,108
Gender	30,631	110,425	141,056
Female	16,303	61,461	77,764
Male	14,228	48,891	63,119
Unknown	100	73	173



COVID-19: Sumter County vaccine summary

Vaccination data through May 25, 2021 as of May 26, 2021 at 12:05 AM

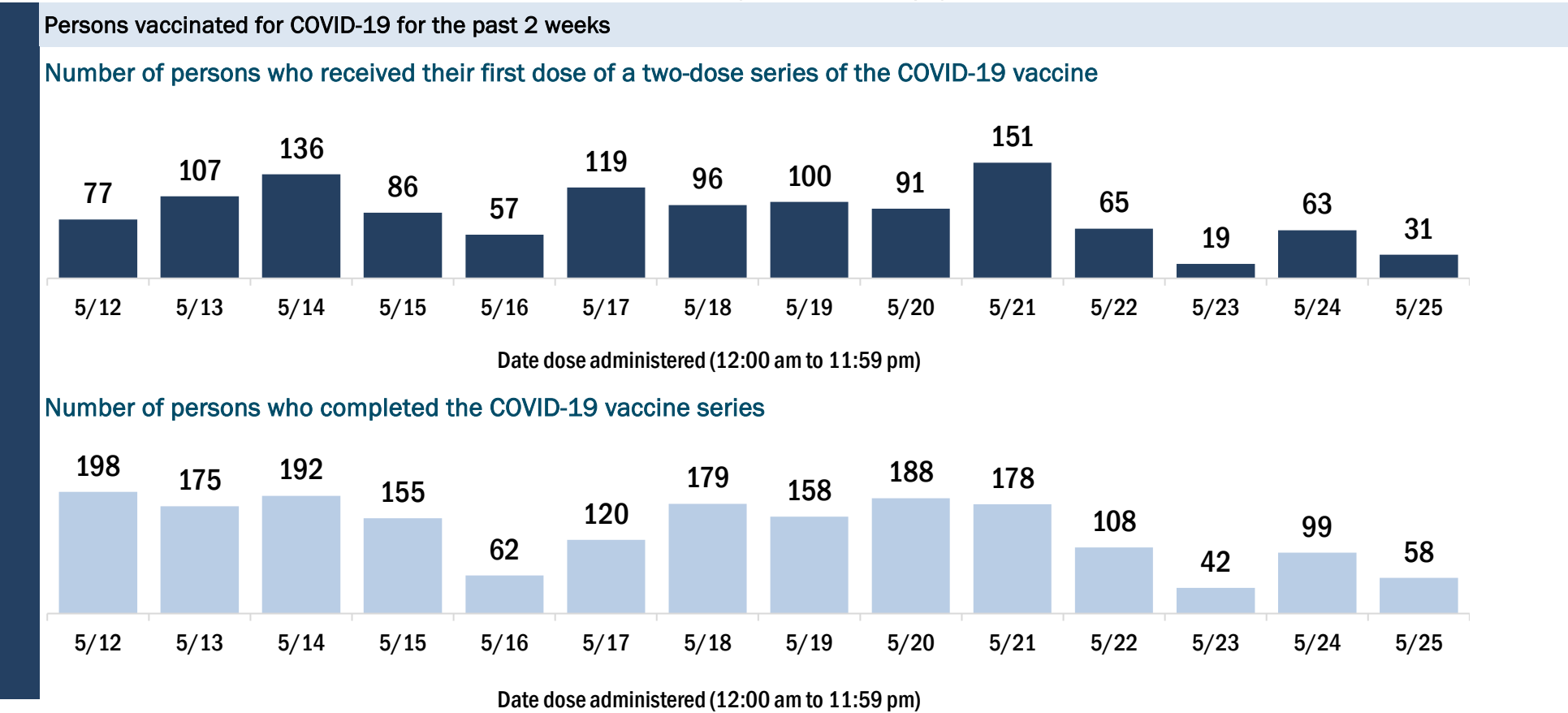
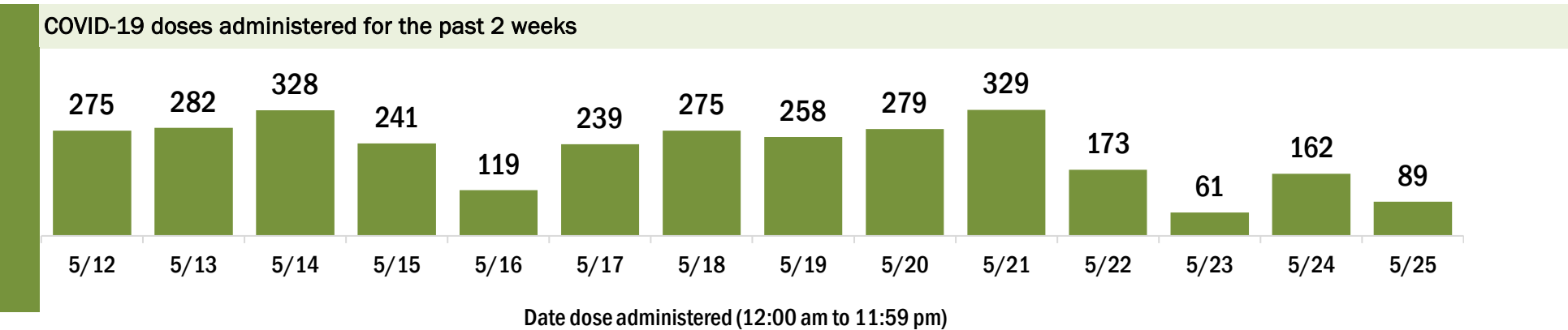
Data in this report are provisional and subject to change.

Data in this summary pertain to COVID-19 vaccines approved by the U.S. Food and Drug Administration and have been issued an Emergency Use Authorization (Janssen COVID-19 Vaccine, Moderna COVID-19 Vaccine and Pfizer-BioNTech COVID-19 Vaccine). These data summarize the number of people who have received either their first dose or have completed the series for a COVID-19 vaccine. **A person can only be counted in one category, first dose or series complete.** For persons receiving Moderna or Pfizer vaccines, once they receive their second dose, they are moved from the first dose column to the series completed column. **Because of this, the total first dose category may show a change from report to report not matching the total receiving their first dose from the previous day.** Persons receiving Johnson & Johnson vaccines will always be counted in the series completed column.

COVID-19 doses for vaccinated persons in Florida	
Doses administered	158,861
People receiving one dose of a 1-dose series (Johnson & Johnson) or receiving only one dose of a 2-dose series (Moderna, Pfizer) count once. Persons receiving both doses of a 2-dose series count twice.	

Current status of persons vaccinated for COVID-19 in Florida	
Total people vaccinated	86,689
First dose	9,742
Series completed	76,947
Completed 1-dose series	4,775
Completed 2-dose series	72,172
First dose: current number of people who have only received their first dose of the Moderna or Pfizer vaccine.	
Series complete: current number of people who have received both Moderna or Pfizer vaccine doses or one Johnson & Johnson dose and are considered fully immunized.	

Demographic summary	First dose	Series complete	Total people vaccinated
Age group	9,742	76,947	86,689
12-14 years	98	0	98
15-24 years	317	453	770
25-34 years	324	815	1,139
35-44 years	498	1,187	1,685
45-54 years	668	2,335	3,003
55-64 years	1,822	9,477	11,299
65-74 years	2,969	34,415	37,384
75-84 years	2,378	23,857	26,235
85+ years	668	4,408	5,076
Race	9,742	76,947	86,689
White	7,407	64,561	71,968
Black	299	1,241	1,540
American Indian/Alaskan	41	189	230
Other	655	3,234	3,889
Unknown	1,340	7,722	9,062
Other race includes Asian, native Hawaiian/Pacific Islander, or other.			
Ethnicity	9,742	76,947	86,689
Hispanic	375	1,565	1,940
Non-Hispanic	6,046	52,438	58,484
Unknown	3,321	22,944	26,265
Gender	9,742	76,947	86,689
Female	5,339	42,486	47,825
Male	4,382	34,442	38,824
Unknown	21	19	40



COVID-19: Suwannee County vaccine summary

Vaccination data through May 25, 2021 as of May 26, 2021 at 12:05 AM

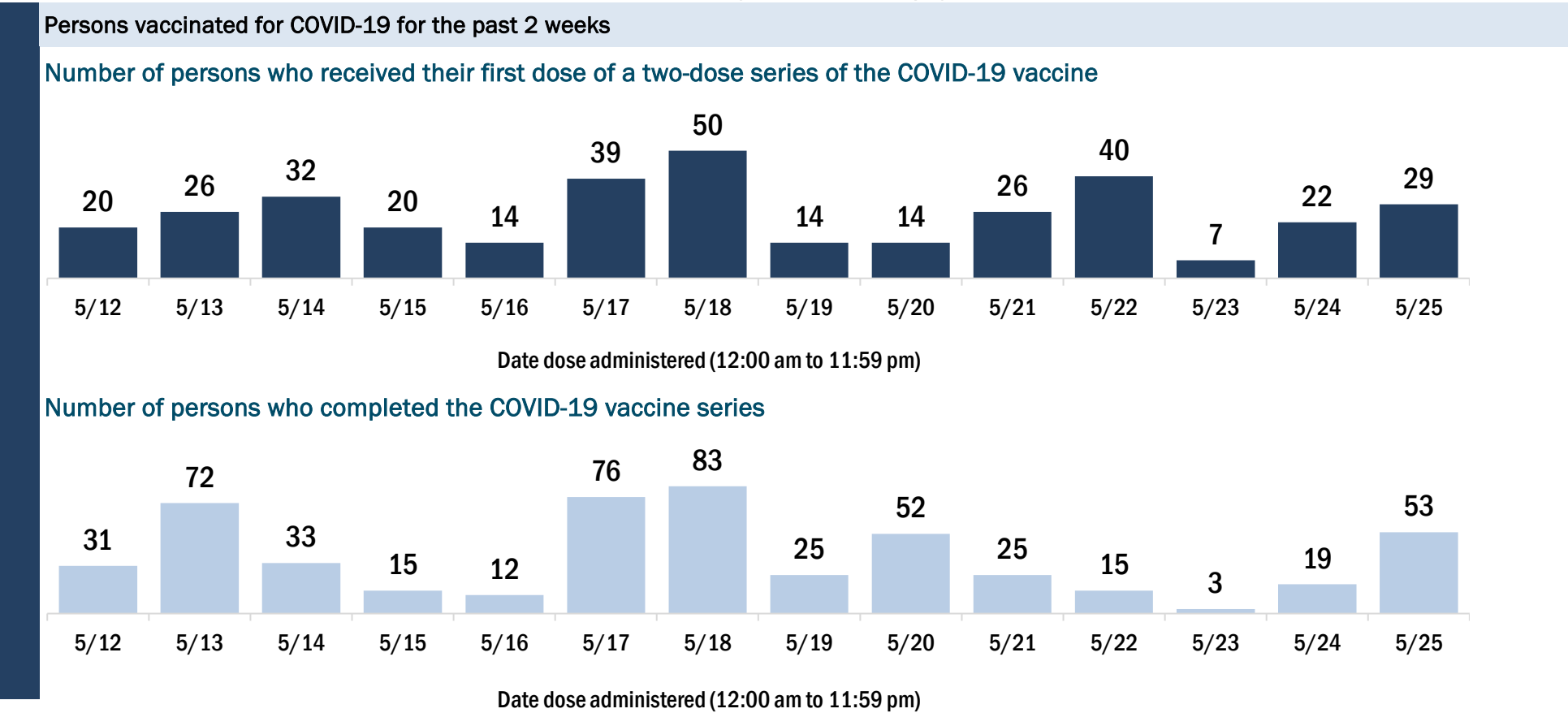
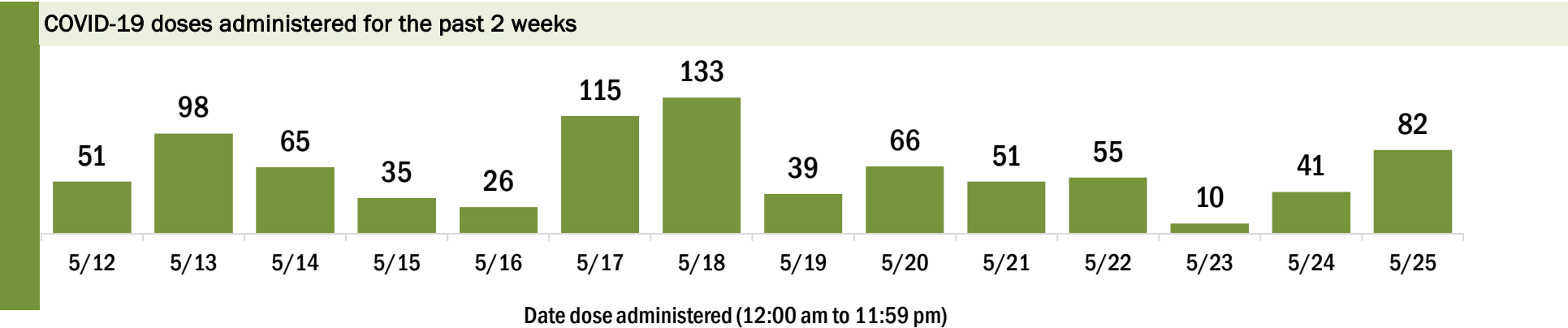
Data in this report are provisional and subject to change.

Data in this summary pertain to COVID-19 vaccines approved by the U.S. Food and Drug Administration and have been issued an Emergency Use Authorization (Janssen COVID-19 Vaccine, Moderna COVID-19 Vaccine and Pfizer-BioNTech COVID-19 Vaccine). These data summarize the number of people who have received either their first dose or have completed the series for a COVID-19 vaccine. **A person can only be counted in one category, first dose or series complete.** For persons receiving Moderna or Pfizer vaccines, once they receive their second dose, they are moved from the first dose column to the series completed column. **Because of this, the total first dose category may show a change from report to report not matching the total receiving their first dose from the previous day.** Persons receiving Johnson & Johnson vaccines will always be counted in the series completed column.

COVID-19 doses for vaccinated persons in Florida	
Doses administered	19,109
People receiving one dose of a 1-dose series (Johnson & Johnson) or receiving only one dose of a 2-dose series (Moderna, Pfizer) count once. Persons receiving both doses of a 2-dose series count twice.	

Current status of persons vaccinated for COVID-19 in Florida	
Total people vaccinated	10,796
First dose	1,764
Series completed	9,032
Completed 1-dose series	719
Completed 2-dose series	8,313
First dose: current number of people who have only received their first dose of the Moderna or Pfizer vaccine.	
Series complete: current number of people who have received both Moderna or Pfizer vaccine doses or one Johnson & Johnson dose and are considered fully immunized.	

Demographic summary	First dose	Series complete	Total people vaccinated
Age group	1,764	9,032	10,796
12-14 years	20	0	20
15-24 years	166	269	435
25-34 years	181	352	533
35-44 years	249	530	779
45-54 years	284	857	1,141
55-64 years	431	1,958	2,389
65-74 years	231	2,771	3,002
75-84 years	144	1,714	1,858
85+ years	58	581	639
Race	1,764	9,032	10,796
White	1,106	6,428	7,534
Black	272	815	1,087
American Indian/Alaskan	10	16	26
Other	184	601	785
Unknown	192	1,172	1,364
Other race includes Asian, native Hawaiian/Pacific Islander, or other.			
Ethnicity	1,764	9,032	10,796
Hispanic	216	452	668
Non-Hispanic	1,046	5,745	6,791
Unknown	502	2,835	3,337
Gender	1,764	9,032	10,796
Female	757	5,138	5,895
Male	1,007	3,894	4,901
Unknown	0	0	0



COVID-19: Taylor County vaccine summary

Vaccination data through May 25, 2021 as of May 26, 2021 at 12:05 AM

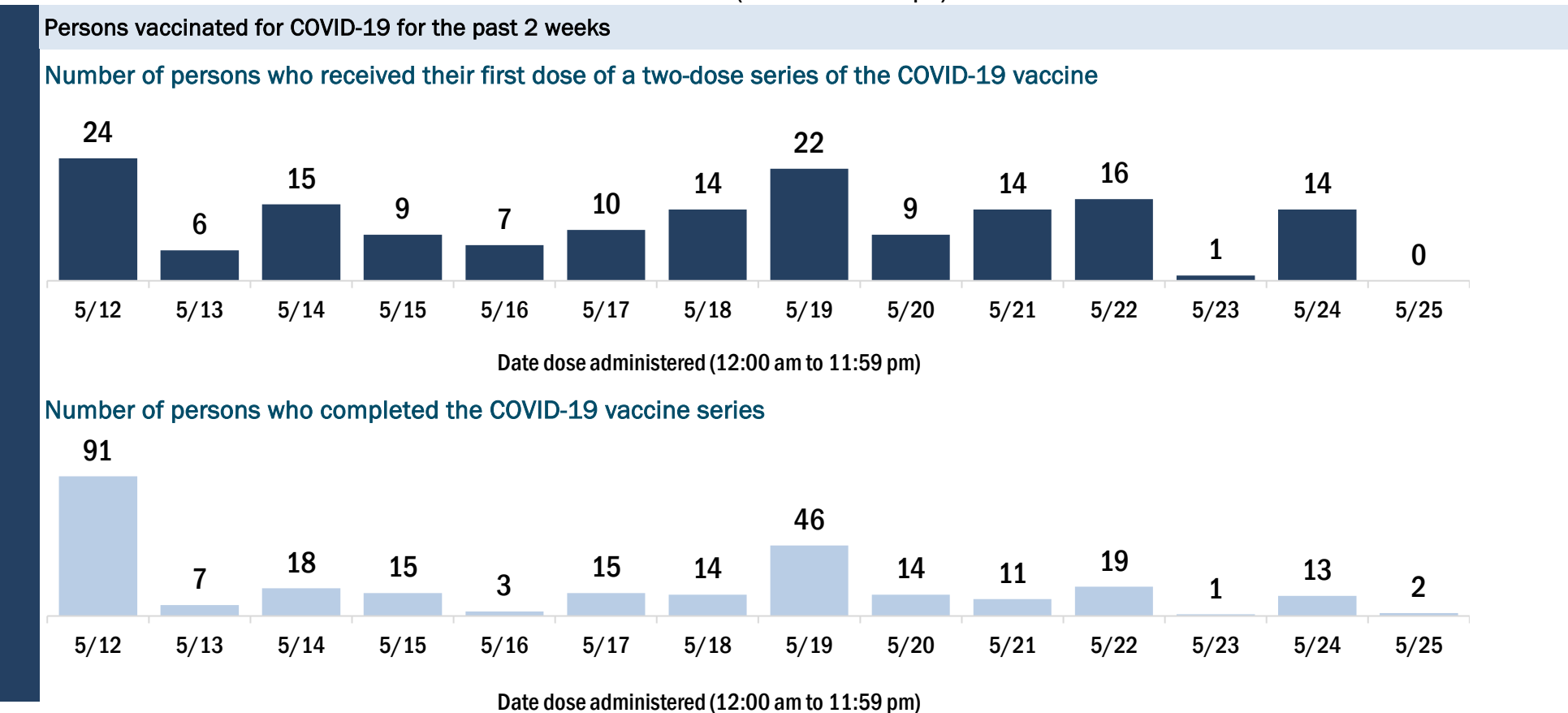
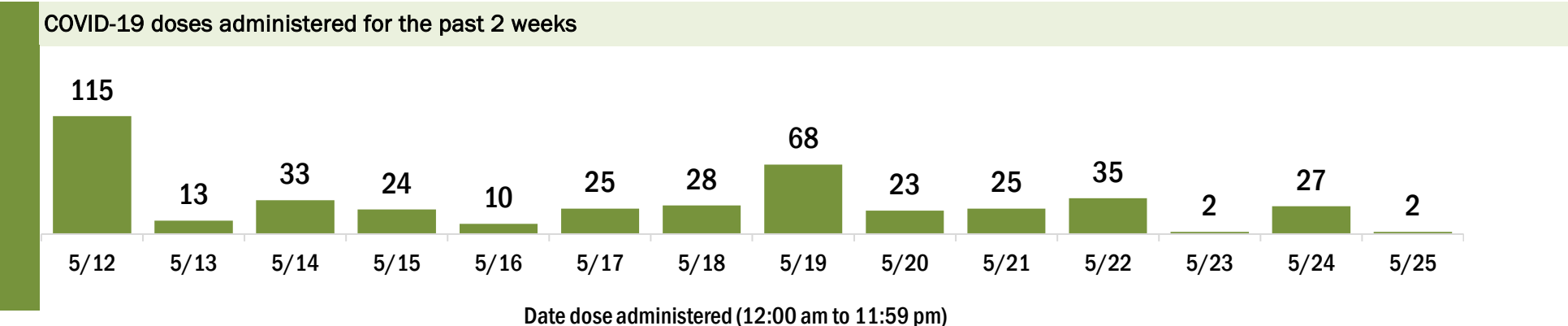
Data in this report are provisional and subject to change.

Data in this summary pertain to COVID-19 vaccines approved by the U.S. Food and Drug Administration and have been issued an Emergency Use Authorization (Janssen COVID-19 Vaccine, Moderna COVID-19 Vaccine and Pfizer-BioNTech COVID-19 Vaccine). These data summarize the number of people who have received either their first dose or have completed the series for a COVID-19 vaccine. **A person can only be counted in one category, first dose or series complete.** For persons receiving Moderna or Pfizer vaccines, once they receive their second dose, they are moved from the first dose column to the series completed column. **Because of this, the total first dose category may show a change from report to report not matching the total receiving their first dose from the previous day.** Persons receiving Johnson & Johnson vaccines will always be counted in the series completed column.

COVID-19 doses for vaccinated persons in Florida	
Doses administered	10,679
People receiving one dose of a 1-dose series (Johnson & Johnson) or receiving only one dose of a 2-dose series (Moderna, Pfizer) count once. Persons receiving both doses of a 2-dose series count twice.	

Current status of persons vaccinated for COVID-19 in Florida	
Total people vaccinated	6,164
First dose	1,256
Series completed	4,908
Completed 1-dose series	393
Completed 2-dose series	4,515
First dose: current number of people who have only received their first dose of the Moderna or Pfizer vaccine.	
Series complete: current number of people who have received both Moderna or Pfizer vaccine doses or one Johnson & Johnson dose and are considered fully immunized.	

Demographic summary	First dose	Series complete	Total people vaccinated
Age group	1,256	4,908	6,164
12-14 years	10	0	10
15-24 years	62	91	153
25-34 years	82	233	315
35-44 years	106	348	454
45-54 years	169	543	712
55-64 years	291	1,131	1,422
65-74 years	318	1,507	1,825
75-84 years	163	832	995
85+ years	55	223	278
Race	1,256	4,908	6,164
White	867	3,600	4,467
Black	195	709	904
American Indian/Alaskan	8	34	42
Other	63	316	379
Unknown	123	249	372
Other race includes Asian, native Hawaiian/Pacific Islander, or other.			
Ethnicity	1,256	4,908	6,164
Hispanic	19	102	121
Non-Hispanic	763	3,146	3,909
Unknown	474	1,660	2,134
Gender	1,256	4,908	6,164
Female	605	2,505	3,110
Male	650	2,402	3,052
Unknown	1	1	2



COVID-19: Union County vaccine summary

Vaccination data through May 25, 2021 as of May 26, 2021 at 12:05 AM

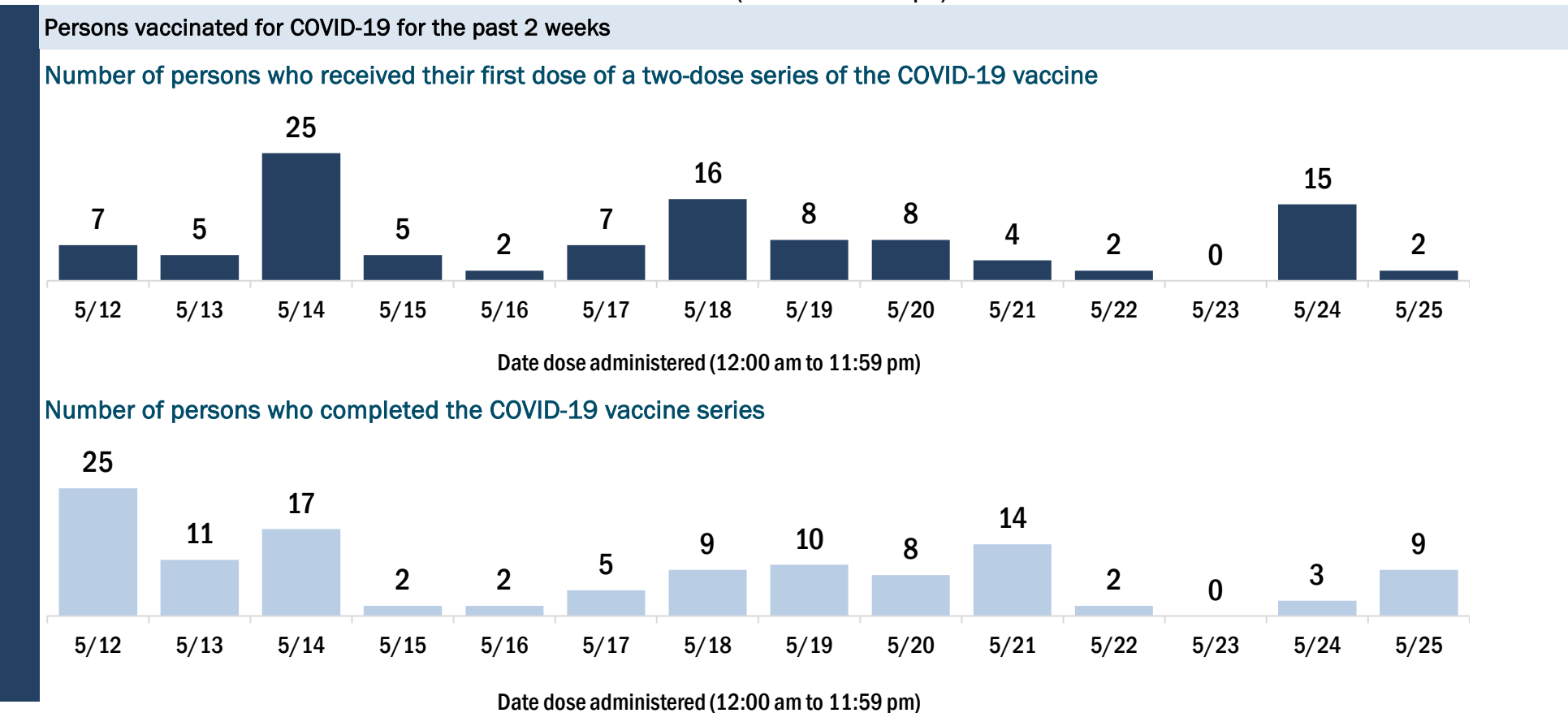
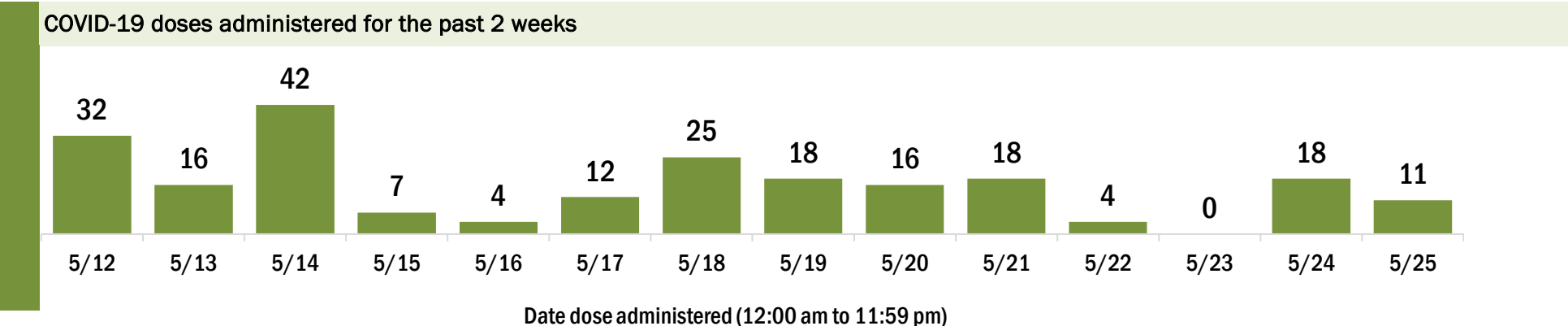
Data in this report are provisional and subject to change.

Data in this summary pertain to COVID-19 vaccines approved by the U.S. Food and Drug Administration and have been issued an Emergency Use Authorization (Janssen COVID-19 Vaccine, Moderna COVID-19 Vaccine and Pfizer-BioNTech COVID-19 Vaccine). These data summarize the number of people who have received either their first dose or have completed the series for a COVID-19 vaccine. **A person can only be counted in one category, first dose or series complete.** For persons receiving Moderna or Pfizer vaccines, once they receive their second dose, they are moved from the first dose column to the series completed column. **Because of this, the total first dose category may show a change from report to report not matching the total receiving their first dose from the previous day.** Persons receiving Johnson & Johnson vaccines will always be counted in the series completed column.

COVID-19 doses for vaccinated persons in Florida	
Doses administered	6,039
People receiving one dose of a 1-dose series (Johnson & Johnson) or receiving only one dose of a 2-dose series (Moderna, Pfizer) count once. Persons receiving both doses of a 2-dose series count twice.	

Current status of persons vaccinated for COVID-19 in Florida	
Total people vaccinated	3,438
First dose	709
Series completed	2,729
Completed 1-dose series	128
Completed 2-dose series	2,601
First dose: current number of people who have only received their first dose of the Moderna or Pfizer vaccine.	
Series complete: current number of people who have received both Moderna or Pfizer vaccine doses or one Johnson & Johnson dose and are considered fully immunized.	

Demographic summary	First dose	Series complete	Total people vaccinated
Age group	709	2,729	3,438
12-14 years	4	0	4
15-24 years	56	91	147
25-34 years	61	176	237
35-44 years	131	257	388
45-54 years	142	385	527
55-64 years	167	647	814
65-74 years	96	703	799
75-84 years	45	368	413
85+ years	7	102	109
Race	709	2,729	3,438
White	453	2,061	2,514
Black	176	438	614
American Indian/Alaskan	5	17	22
Other	54	162	216
Unknown	21	51	72
Other race includes Asian, native Hawaiian/Pacific Islander, or other.			
Ethnicity	709	2,729	3,438
Hispanic	46	93	139
Non-Hispanic	560	2,410	2,970
Unknown	103	226	329
Gender	709	2,729	3,438
Female	162	1,222	1,384
Male	542	1,507	2,049
Unknown	5	0	5



COVID-19: Volusia County vaccine summary

Vaccination data through May 25, 2021 as of May 26, 2021 at 12:05 AM

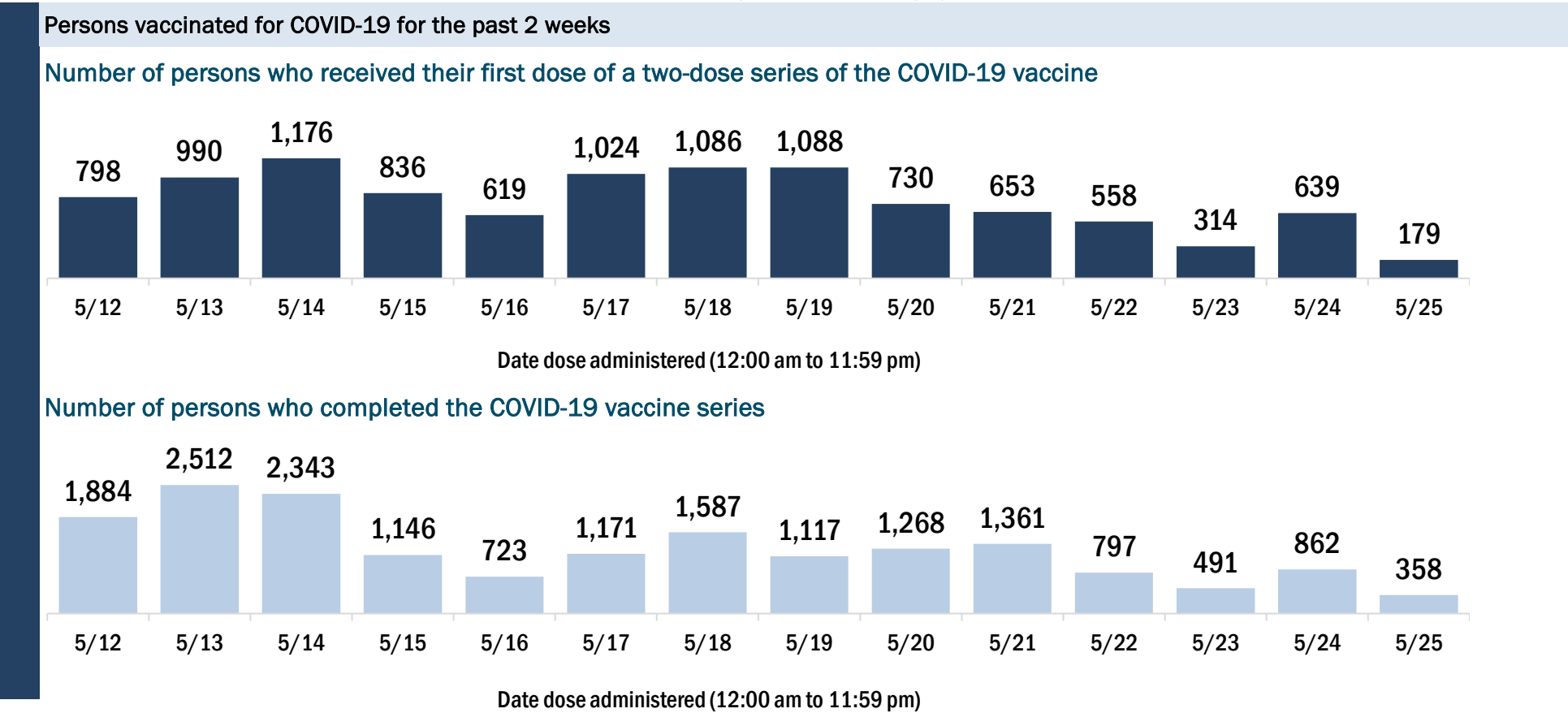
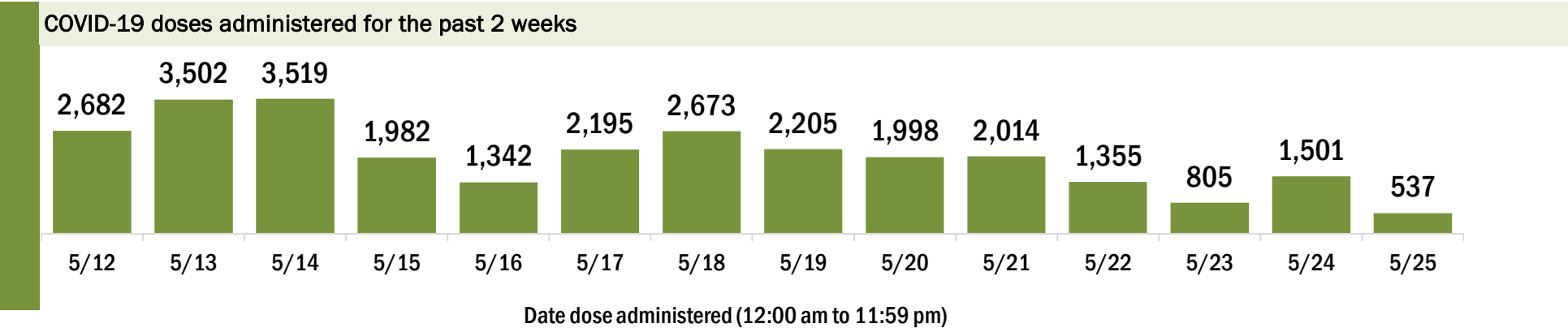
Data in this report are provisional and subject to change.

Data in this summary pertain to COVID-19 vaccines approved by the U.S. Food and Drug Administration and have been issued an Emergency Use Authorization (Janssen COVID-19 Vaccine, Moderna COVID-19 Vaccine and Pfizer-BioNTech COVID-19 Vaccine). These data summarize the number of people who have received either their first dose or have completed the series for a COVID-19 vaccine. **A person can only be counted in one category, first dose or series complete.** For persons receiving Moderna or Pfizer vaccines, once they receive their second dose, they are moved from the first dose column to the series completed column. **Because of this, the total first dose category may show a change from report to report not matching the total receiving their first dose from the previous day.** Persons receiving Johnson & Johnson vaccines will always be counted in the series completed column.

COVID-19 doses for vaccinated persons in Florida	
Doses administered	409,806
People receiving one dose of a 1-dose series (Johnson & Johnson) or receiving only one dose of a 2-dose series (Moderna, Pfizer) count once. Persons receiving both doses of a 2-dose series count twice.	

Current status of persons vaccinated for COVID-19 in Florida	
Total people vaccinated	237,094
First dose	42,251
Series completed	194,843
Completed 1-dose series	22,131
Completed 2-dose series	172,712
First dose: current number of people who have only received their first dose of the Moderna or Pfizer vaccine.	
Series complete: current number of people who have received both Moderna or Pfizer vaccine doses or one Johnson & Johnson dose and are considered fully immunized.	

Demographic summary	First dose	Series complete	Total people vaccinated
Age group	42,251	194,843	237,094
12-14 years	1,115	0	1,115
15-24 years	4,872	9,316	14,188
25-34 years	4,109	11,180	15,289
35-44 years	4,636	14,670	19,306
45-54 years	5,892	22,295	28,187
55-64 years	8,979	40,978	49,957
65-74 years	7,422	55,286	62,708
75-84 years	3,790	30,546	34,336
85+ years	1,436	10,572	12,008
Race	42,251	194,843	237,094
White	26,171	128,703	154,874
Black	2,780	9,900	12,680
American Indian/Alaskan	187	649	836
Other	4,987	21,698	26,685
Unknown	8,126	33,893	42,019
Other race includes Asian, native Hawaiian/Pacific Islander, or other.			
Ethnicity	42,251	194,843	237,094
Hispanic	5,147	14,218	19,365
Non-Hispanic	21,017	102,748	123,765
Unknown	16,087	77,877	93,964
Gender	42,251	194,843	237,094
Female	22,300	107,368	129,668
Male	19,492	84,440	103,932
Unknown	459	3,035	3,494



COVID-19: Wakulla County vaccine summary

Vaccination data through May 25, 2021 as of May 26, 2021 at 12:05 AM

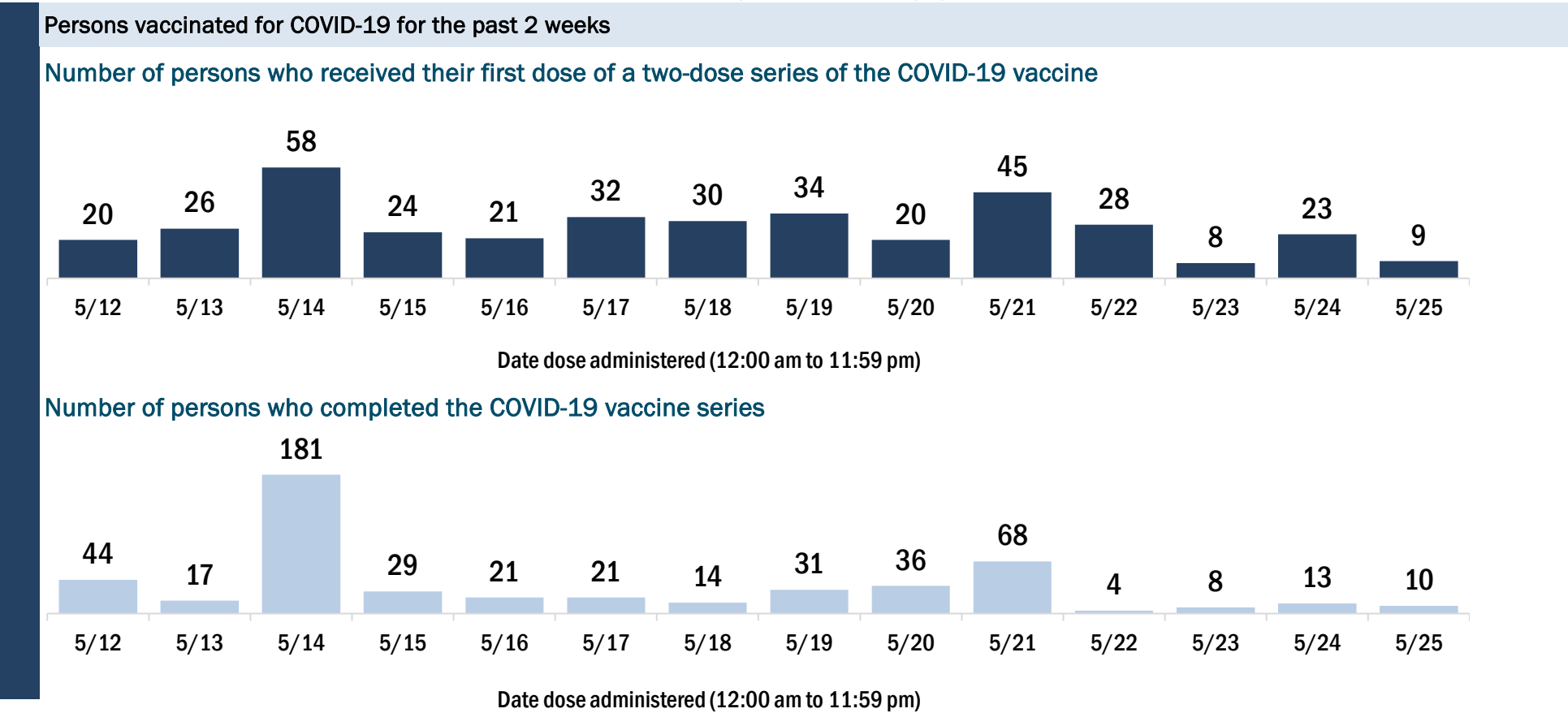
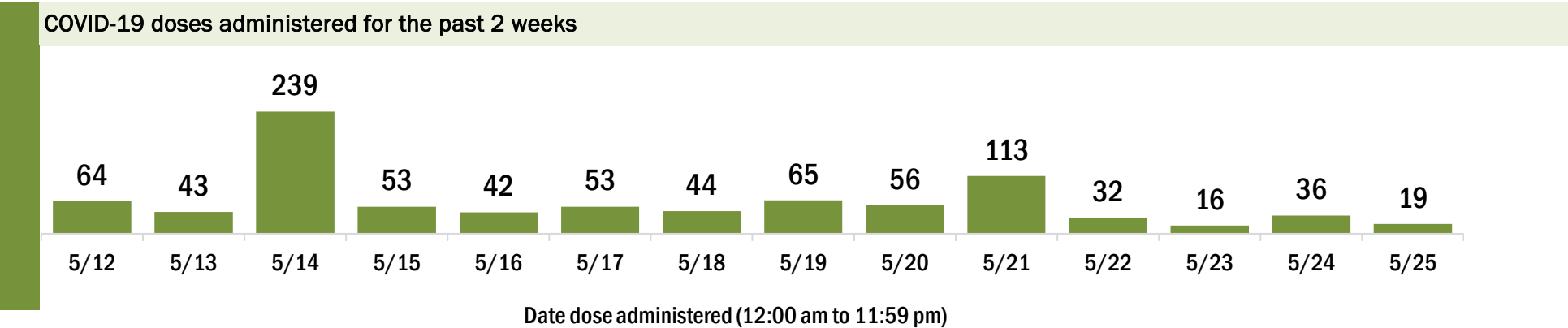
Data in this report are provisional and subject to change.

Data in this summary pertain to COVID-19 vaccines approved by the U.S. Food and Drug Administration and have been issued an Emergency Use Authorization (Janssen COVID-19 Vaccine, Moderna COVID-19 Vaccine and Pfizer-BioNTech COVID-19 Vaccine). These data summarize the number of people who have received either their first dose or have completed the series for a COVID-19 vaccine. **A person can only be counted in one category, first dose or series complete.** For persons receiving Moderna or Pfizer vaccines, once they receive their second dose, they are moved from the first dose column to the series completed column. **Because of this, the total first dose category may show a change from report to report not matching the total receiving their first dose from the previous day.** Persons receiving Johnson & Johnson vaccines will always be counted in the series completed column.

COVID-19 doses for vaccinated persons in Florida	
Doses administered	19,720
People receiving one dose of a 1-dose series (Johnson & Johnson) or receiving only one dose of a 2-dose series (Moderna, Pfizer) count once. Persons receiving both doses of a 2-dose series count twice.	

Current status of persons vaccinated for COVID-19 in Florida	
Total people vaccinated	11,474
First dose	2,601
Series completed	8,873
Completed 1-dose series	627
Completed 2-dose series	8,246
First dose: current number of people who have only received their first dose of the Moderna or Pfizer vaccine.	
Series complete: current number of people who have received both Moderna or Pfizer vaccine doses or one Johnson & Johnson dose and are considered fully immunized.	

Demographic summary	First dose	Series complete	Total people vaccinated
Age group	2,601	8,873	11,474
12-14 years	42	0	42
15-24 years	182	354	536
25-34 years	314	545	859
35-44 years	410	816	1,226
45-54 years	473	1,202	1,675
55-64 years	523	2,008	2,531
65-74 years	418	2,518	2,936
75-84 years	182	1,159	1,341
85+ years	57	271	328
Race	2,601	8,873	11,474
White	1,777	6,619	8,396
Black	522	678	1,200
American Indian/Alaskan	6	39	45
Other	133	1,082	1,215
Unknown	163	455	618
Other race includes Asian, native Hawaiian/Pacific Islander, or other.			
Ethnicity	2,601	8,873	11,474
Hispanic	81	196	277
Non-Hispanic	1,237	7,122	8,359
Unknown	1,283	1,555	2,838
Gender	2,601	8,873	11,474
Female	909	4,945	5,854
Male	1,691	3,927	5,618
Unknown	1	1	2



COVID-19: Walton County vaccine summary

Vaccination data through May 25, 2021 as of May 26, 2021 at 12:05 AM

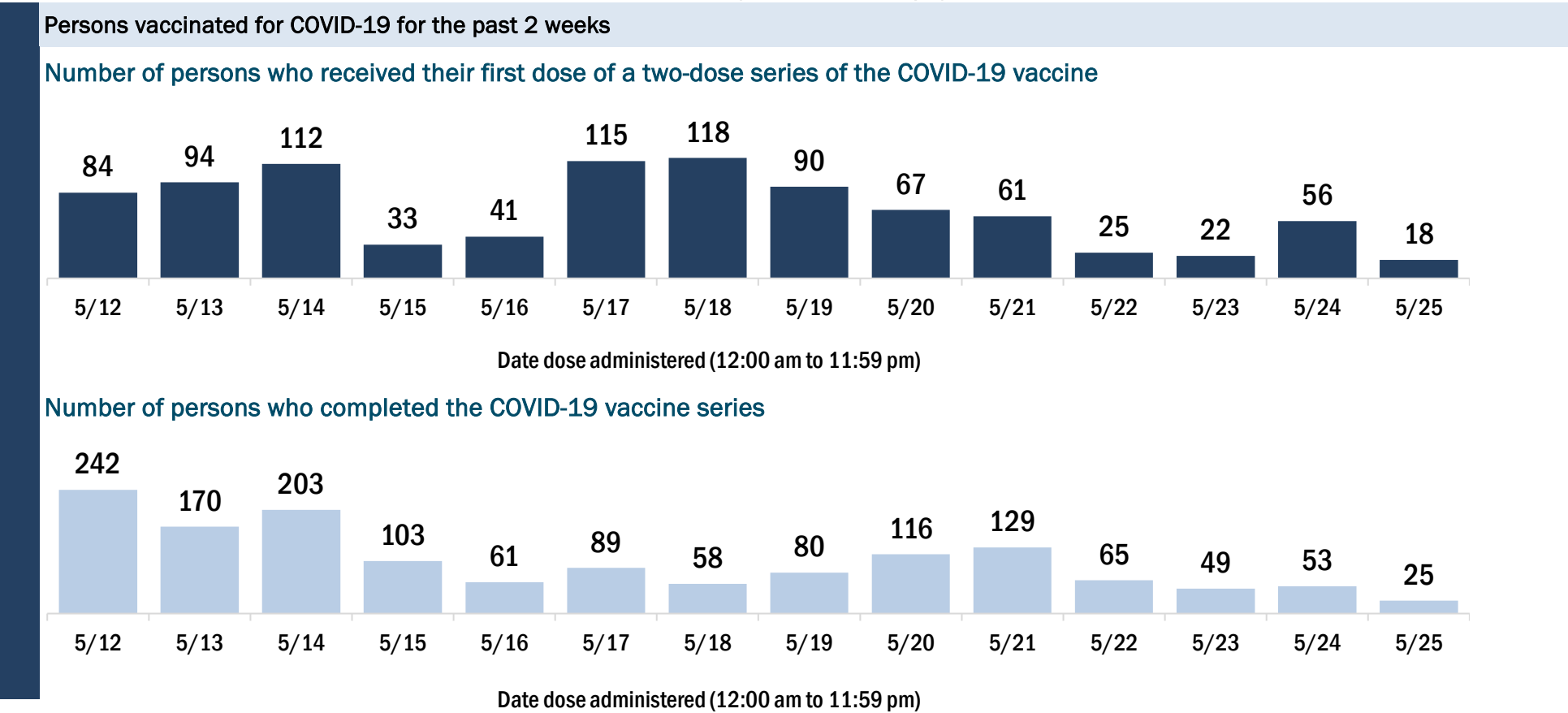
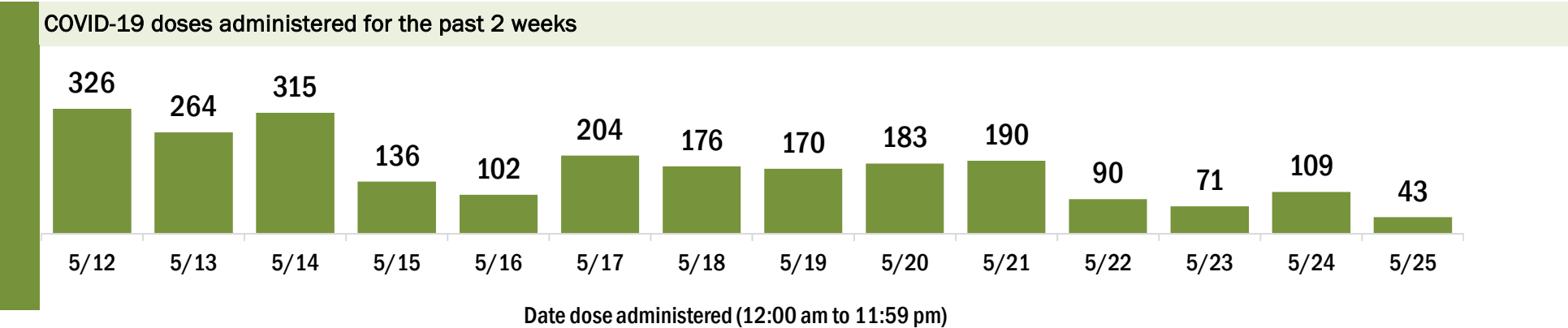
Data in this report are provisional and subject to change.

Data in this summary pertain to COVID-19 vaccines approved by the U.S. Food and Drug Administration and have been issued an Emergency Use Authorization (Janssen COVID-19 Vaccine, Moderna COVID-19 Vaccine and Pfizer-BioNTech COVID-19 Vaccine). These data summarize the number of people who have received either their first dose or have completed the series for a COVID-19 vaccine. **A person can only be counted in one category, first dose or series complete.** For persons receiving Moderna or Pfizer vaccines, once they receive their second dose, they are moved from the first dose column to the series completed column. **Because of this, the total first dose category may show a change from report to report not matching the total receiving their first dose from the previous day.** Persons receiving Johnson & Johnson vaccines will always be counted in the series completed column.

COVID-19 doses for vaccinated persons in Florida	
Doses administered	47,323
People receiving one dose of a 1-dose series (Johnson & Johnson) or receiving only one dose of a 2-dose series (Moderna, Pfizer) count once. Persons receiving both doses of a 2-dose series count twice.	

Current status of persons vaccinated for COVID-19 in Florida	
Total people vaccinated	27,103
First dose	5,260
Series completed	21,843
Completed 1-dose series	1,623
Completed 2-dose series	20,220
First dose: current number of people who have only received their first dose of the Moderna or Pfizer vaccine.	
Series complete: current number of people who have received both Moderna or Pfizer vaccine doses or one Johnson & Johnson dose and are considered fully immunized.	

Demographic summary	First dose	Series complete	Total people vaccinated
Age group	5,260	21,843	27,103
12-14 years	57	0	57
15-24 years	435	640	1,075
25-34 years	514	1,080	1,594
35-44 years	633	1,897	2,530
45-54 years	804	2,657	3,461
55-64 years	1,109	5,127	6,236
65-74 years	1,105	6,721	7,826
75-84 years	485	2,930	3,415
85+ years	118	791	909
Race	5,260	21,843	27,103
White	3,699	16,239	19,938
Black	225	548	773
American Indian/Alaskan	24	99	123
Other	368	1,131	1,499
Unknown	944	3,826	4,770
Other race includes Asian, native Hawaiian/Pacific Islander, or other.			
Ethnicity	5,260	21,843	27,103
Hispanic	330	693	1,023
Non-Hispanic	3,231	14,418	17,649
Unknown	1,699	6,732	8,431
Gender	5,260	21,843	27,103
Female	2,673	11,624	14,297
Male	2,567	10,216	12,783
Unknown	20	3	23



COVID-19: Washington County vaccine summary

Vaccination data through May 25, 2021 as of May 26, 2021 at 12:05 AM

Data in this report are provisional and subject to change.

Data in this summary pertain to COVID-19 vaccines approved by the U.S. Food and Drug Administration and have been issued an Emergency Use Authorization (Janssen COVID-19 Vaccine, Moderna COVID-19 Vaccine and Pfizer-BioNTech COVID-19 Vaccine). These data summarize the number of people who have received either their first dose or have completed the series for a COVID-19 vaccine. **A person can only be counted in one category, first dose or series complete.** For persons receiving Moderna or Pfizer vaccines, once they receive their second dose, they are moved from the first dose column to the series completed column. **Because of this, the total first dose category may show a change from report to report not matching the total receiving their first dose from the previous day.** Persons receiving Johnson & Johnson vaccines will always be counted in the series completed column.

COVID-19 doses for vaccinated persons in Florida	
Doses administered	11,056
People receiving one dose of a 1-dose series (Johnson & Johnson) or receiving only one dose of a 2-dose series (Moderna, Pfizer) count once. Persons receiving both doses of a 2-dose series count twice.	

Current status of persons vaccinated for COVID-19 in Florida	
Total people vaccinated	6,234
First dose	924
Series completed	5,310
Completed 1-dose series	488
Completed 2-dose series	4,822
First dose: current number of people who have only received their first dose of the Moderna or Pfizer vaccine.	
Series complete: current number of people who have received both Moderna or Pfizer vaccine doses or one Johnson & Johnson dose and are considered fully immunized.	

Demographic summary	First dose	Series complete	Total people vaccinated
Age group	924	5,310	6,234
12-14 years	11	0	11
15-24 years	74	101	175
25-34 years	108	255	363
35-44 years	123	426	549
45-54 years	183	640	823
55-64 years	213	1,292	1,505
65-74 years	121	1,488	1,609
75-84 years	64	833	897
85+ years	27	275	302
Race	924	5,310	6,234
White	552	3,970	4,522
Black	117	536	653
American Indian/Alaskan	6	62	68
Other	46	239	285
Unknown	203	503	706
Other race includes Asian, native Hawaiian/Pacific Islander, or other.			
Ethnicity	924	5,310	6,234
Hispanic	25	119	144
Non-Hispanic	684	4,364	5,048
Unknown	215	827	1,042
Gender	924	5,310	6,234
Female	403	2,693	3,096
Male	521	2,617	3,138
Unknown	0	0	0

