

COVID-19: Florida vaccine summary

Vaccination data through May 24, 2021 as of May 25, 2021 at 12:05 AM

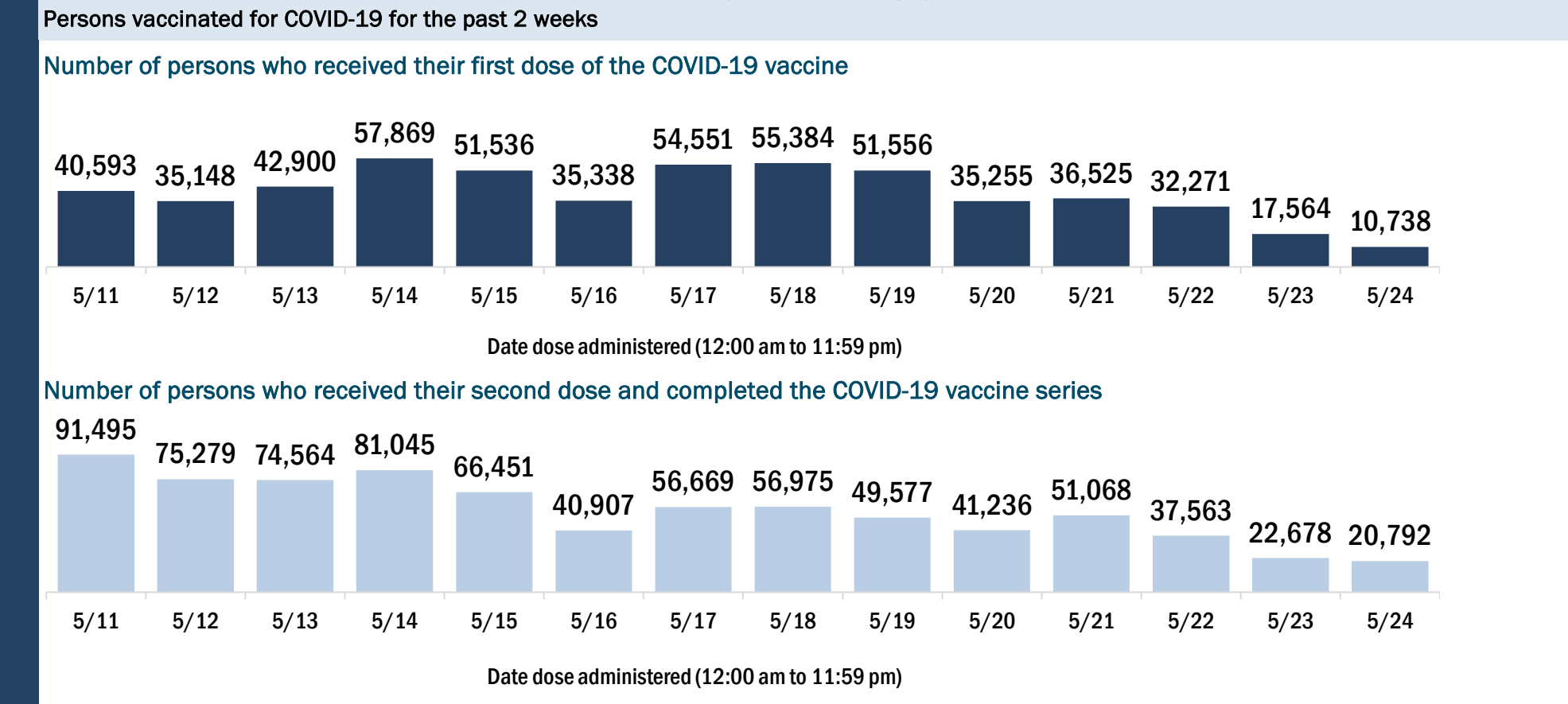
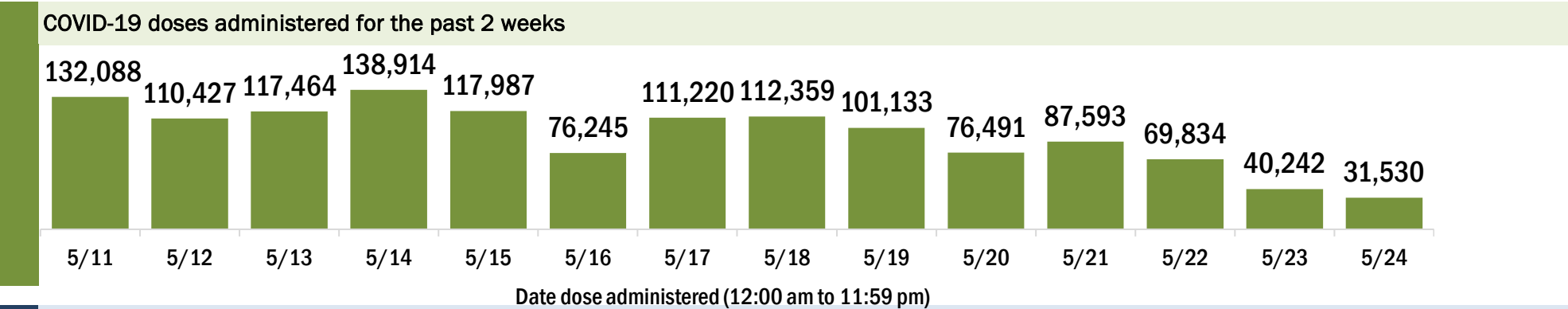
Data in this report are provisional and subject to change. Data are based on county of residence.

Data in this summary pertain to COVID-19 vaccines approved by the U.S. Food and Drug Administration and have been issued an Emergency Use Authorization (Janssen COVID-19 Vaccine, Moderna COVID-19 Vaccine and Pfizer-BioNTech COVID-19 Vaccine). These data summarize the number of people who have received either their first dose or have completed the series for a COVID-19 vaccine. **A person can only be counted in one category, first dose or series complete.** For persons receiving Moderna or Pfizer vaccines, once they receive their second dose, they are moved from the first dose column to the series completed column. **Because of this, the total first dose category may show a change from report to report not matching the total receiving their first dose from the previous day.** Persons receiving Johnson & Johnson vaccines will always be counted in the series completed column.

COVID-19 doses for vaccinated persons in Florida	
Doses administered	17,355,718
People receiving one dose of a 1-dose series (Johnson & Johnson) or receiving only one dose of a 2-dose series (Moderna, Pfizer) count once. Persons receiving both doses of a 2-dose series count twice.	

Current status of persons vaccinated for COVID-19 in Florida	
Total people vaccinated	10,075,311
First dose	2,036,370
Series completed	8,038,941
Completed 1-dose series	758,534
Completed 2-dose series	7,280,407
First dose: current number of people who have only received their first dose of the Moderna or Pfizer vaccine.	
Series complete: current number of people who have received both Moderna or Pfizer vaccine doses or one Johnson & Johnson dose and are considered fully immunized.	

Demographic summary	First dose	Series complete	Total people vaccinated
Age group	2,036,370	8,038,941	10,075,311
12-14 years	66,476	0	66,476
15-24 years	248,550	467,085	715,635
25-34 years	252,062	676,682	928,744
35-44 years	278,196	878,413	1,156,609
45-54 years	300,672	1,145,226	1,445,898
55-64 years	333,705	1,613,203	1,946,908
65-74 years	305,707	1,859,299	2,165,006
75-84 years	176,991	1,051,228	1,228,219
85+ years	74,011	347,805	421,816
Race	2,036,370	8,038,941	10,075,311
White	1,228,047	5,421,419	6,649,466
Black	172,990	548,646	721,636
American Indian/Alaskan	10,781	28,340	39,121
Other	258,876	872,572	1,131,448
Unknown	365,676	1,167,964	1,533,640
Other race includes Asian, native Hawaiian/Pacific Islander, or other.			
Ethnicity	2,036,370	8,038,941	10,075,311
Hispanic	479,048	1,301,506	1,780,554
Non-Hispanic	832,400	4,159,296	4,991,696
Unknown	724,922	2,578,139	3,303,061
Gender	2,036,370	8,038,941	10,075,311
Female	1,070,068	4,410,693	5,480,761
Male	955,635	3,616,305	4,571,940
Unknown	10,667	11,943	22,610



COVID-19: Alachua County vaccine summary

Vaccination data through May 24, 2021 as of May 25, 2021 at 12:05 AM

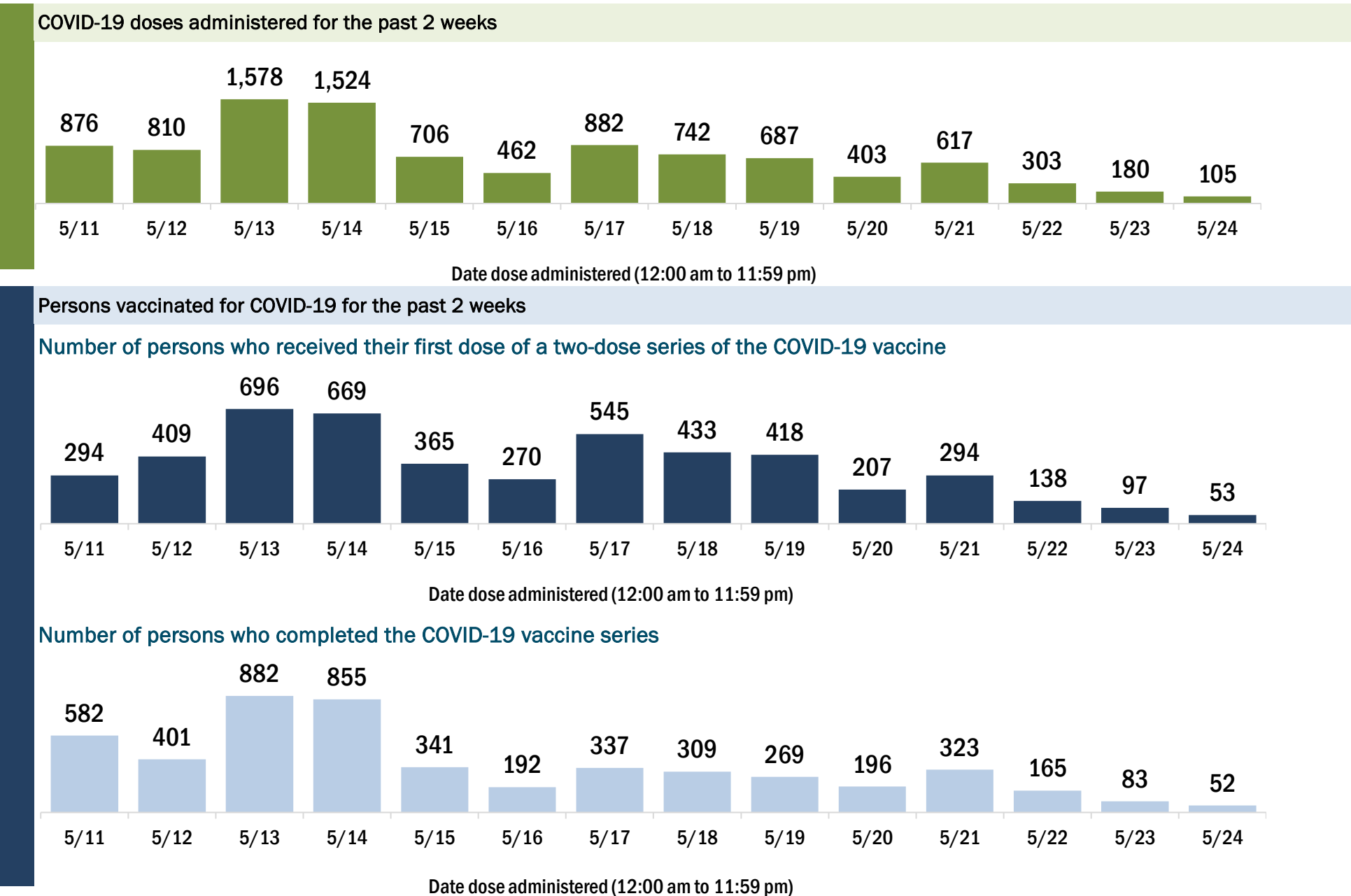
Data in this report are provisional and subject to change.

Data in this summary pertain to COVID-19 vaccines approved by the U.S. Food and Drug Administration and have been issued an Emergency Use Authorization (Janssen COVID-19 Vaccine, Moderna COVID-19 Vaccine and Pfizer-BioNTech COVID-19 Vaccine). These data summarize the number of people who have received either their first dose or have completed the series for a COVID-19 vaccine. **A person can only be counted in one category, first dose or series complete.** For persons receiving Moderna or Pfizer vaccines, once they receive their second dose, they are moved from the first dose column to the series completed column. **Because of this, the total first dose category may show a change from report to report not matching the total receiving their first dose from the previous day.** Persons receiving Johnson & Johnson vaccines will always be counted in the series completed column.

COVID-19 doses for vaccinated persons in Florida	
Doses administered	229,865
People receiving one dose of a 1-dose series (Johnson & Johnson) or receiving only one dose of a 2-dose series (Moderna, Pfizer) count once. Persons receiving both doses of a 2-dose series count twice.	

Current status of persons vaccinated for COVID-19 in Florida	
Total people vaccinated	127,358
First dose	19,836
Series completed	107,522
Completed 1-dose series	5,015
Completed 2-dose series	102,507
First dose: current number of people who have only received their first dose of the Moderna or Pfizer vaccine.	
Series complete: current number of people who have received both Moderna or Pfizer vaccine doses or one Johnson & Johnson dose and are considered fully immunized.	

Demographic summary	First dose	Series complete	Total people vaccinated
Age group	19,836	107,522	127,358
12-14 years	1,026	0	1,026
15-24 years	5,271	17,578	22,849
25-34 years	3,756	17,378	21,134
35-44 years	2,835	13,342	16,177
45-54 years	2,227	12,676	14,903
55-64 years	2,355	16,165	18,520
65-74 years	1,397	18,120	19,517
75-84 years	651	8,965	9,616
85+ years	318	3,298	3,616
Race	19,836	107,522	127,358
White	11,635	74,050	85,685
Black	3,035	10,770	13,805
American Indian/Alaskan	100	348	448
Other	3,263	17,088	20,351
Unknown	1,803	5,266	7,069
Other race includes Asian, native Hawaiian/Pacific Islander, or other.			
Ethnicity	19,836	107,522	127,358
Hispanic	2,621	10,056	12,677
Non-Hispanic	11,459	73,295	84,754
Unknown	5,756	24,171	29,927
Gender	19,836	107,522	127,358
Female	10,235	60,772	71,007
Male	9,530	46,704	56,234
Unknown	71	46	117



COVID-19: Baker County vaccine summary

Vaccination data through May 24, 2021 as of May 25, 2021 at 12:05 AM

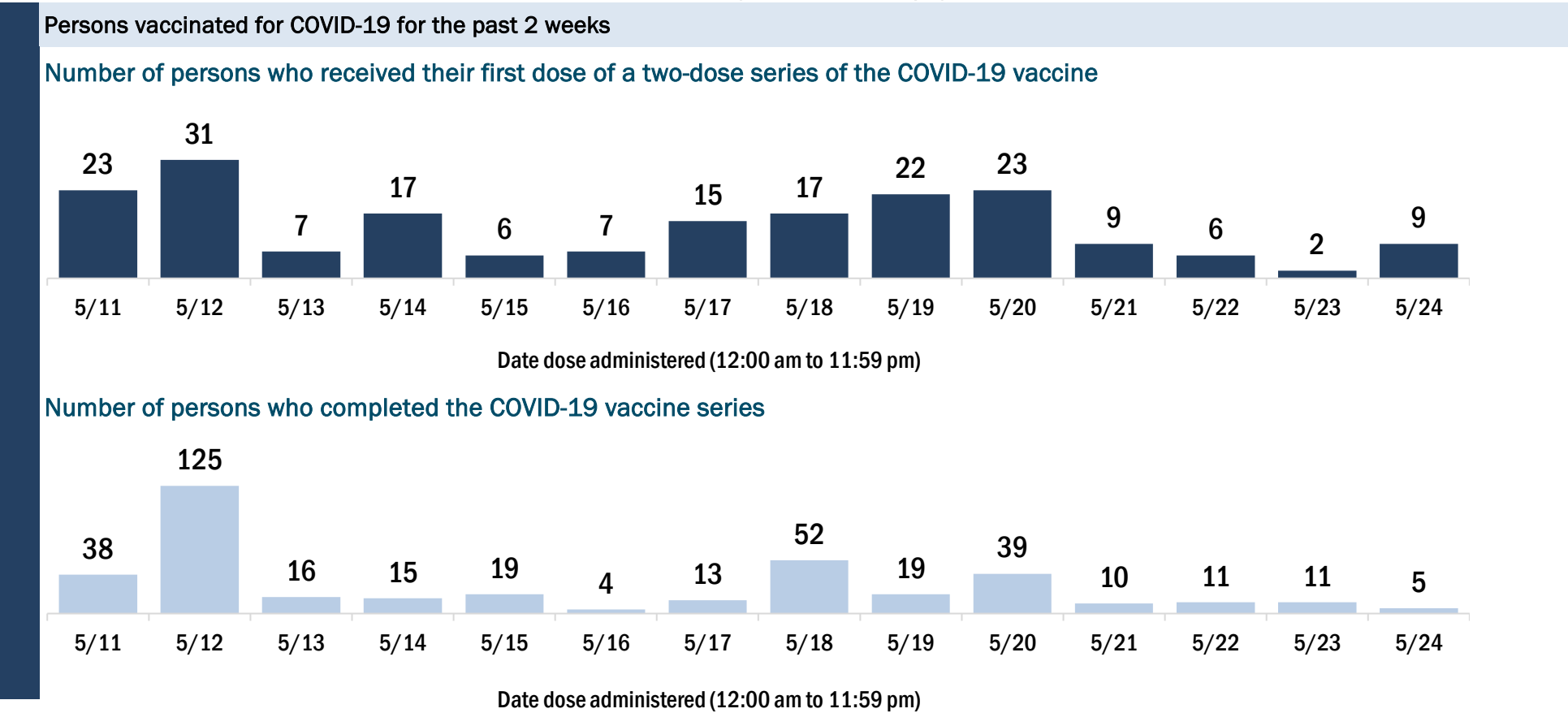
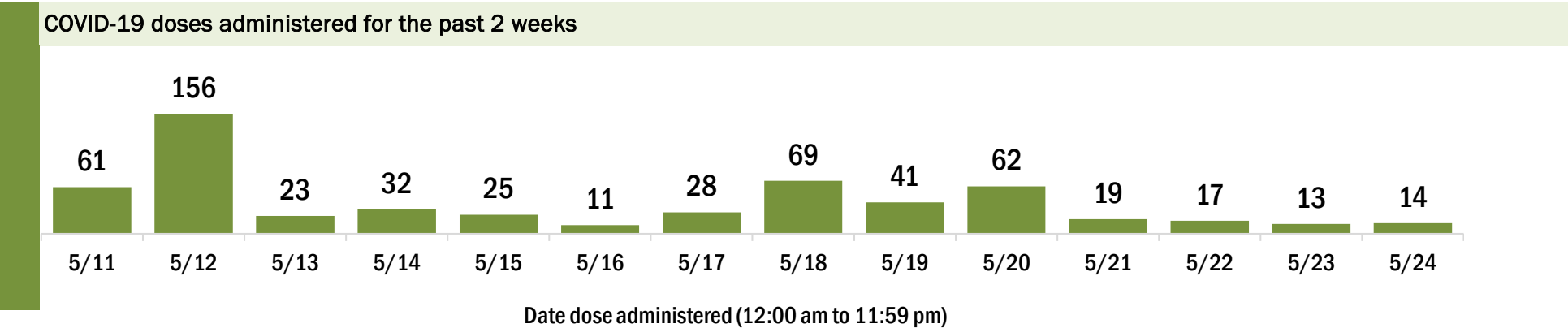
Data in this report are provisional and subject to change.

Data in this summary pertain to COVID-19 vaccines approved by the U.S. Food and Drug Administration and have been issued an Emergency Use Authorization (Janssen COVID-19 Vaccine, Moderna COVID-19 Vaccine and Pfizer-BioNTech COVID-19 Vaccine). These data summarize the number of people who have received either their first dose or have completed the series for a COVID-19 vaccine. **A person can only be counted in one category, first dose or series complete.** For persons receiving Moderna or Pfizer vaccines, once they receive their second dose, they are moved from the first dose column to the series completed column. **Because of this, the total first dose category may show a change from report to report not matching the total receiving their first dose from the previous day.** Persons receiving Johnson & Johnson vaccines will always be counted in the series completed column.

COVID-19 doses for vaccinated persons in Florida	
Doses administered	10,918
People receiving one dose of a 1-dose series (Johnson & Johnson) or receiving only one dose of a 2-dose series (Moderna, Pfizer) count once. Persons receiving both doses of a 2-dose series count twice.	

Current status of persons vaccinated for COVID-19 in Florida	
Total people vaccinated	6,344
First dose	1,562
Series completed	4,782
Completed 1-dose series	208
Completed 2-dose series	4,574
First dose: current number of people who have only received their first dose of the Moderna or Pfizer vaccine.	
Series complete: current number of people who have received both Moderna or Pfizer vaccine doses or one Johnson & Johnson dose and are considered fully immunized.	

Demographic summary	First dose	Series complete	Total people vaccinated
Age group	1,562	4,782	6,344
12-14 years	8	0	8
15-24 years	102	151	253
25-34 years	234	258	492
35-44 years	319	407	726
45-54 years	325	641	966
55-64 years	344	1,070	1,414
65-74 years	141	1,358	1,499
75-84 years	60	702	762
85+ years	29	195	224
Race	1,562	4,782	6,344
White	945	3,797	4,742
Black	448	486	934
American Indian/Alaskan	3	21	24
Other	109	256	365
Unknown	57	222	279
Other race includes Asian, native Hawaiian/Pacific Islander, or other.			
Ethnicity	1,562	4,782	6,344
Hispanic	38	116	154
Non-Hispanic	739	3,553	4,292
Unknown	785	1,113	1,898
Gender	1,562	4,782	6,344
Female	485	2,582	3,067
Male	1,069	2,198	3,267
Unknown	8	2	10



COVID-19: Bay County vaccine summary

Vaccination data through May 24, 2021 as of May 25, 2021 at 12:05 AM

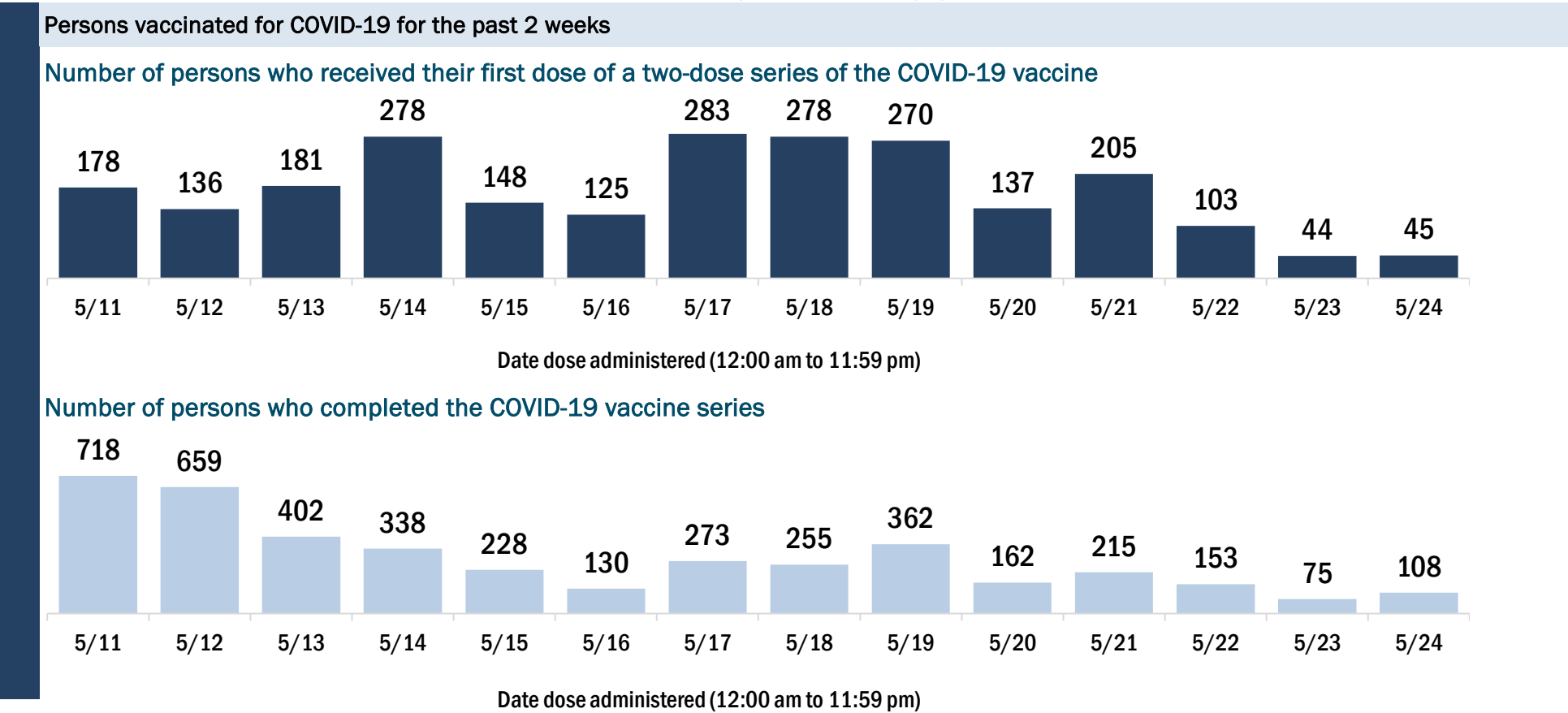
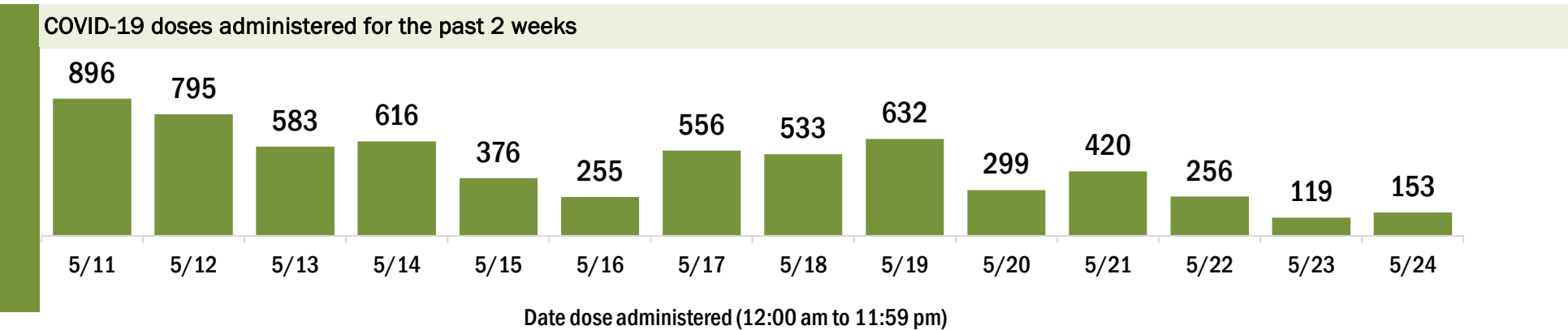
Data in this report are provisional and subject to change.

Data in this summary pertain to COVID-19 vaccines approved by the U.S. Food and Drug Administration and have been issued an Emergency Use Authorization (Janssen COVID-19 Vaccine, Moderna COVID-19 Vaccine and Pfizer-BioNTech COVID-19 Vaccine). These data summarize the number of people who have received either their first dose or have completed the series for a COVID-19 vaccine. **A person can only be counted in one category, first dose or series complete.** For persons receiving Moderna or Pfizer vaccines, once they receive their second dose, they are moved from the first dose column to the series completed column. **Because of this, the total first dose category may show a change from report to report not matching the total receiving their first dose from the previous day.** Persons receiving Johnson & Johnson vaccines will always be counted in the series completed column.

COVID-19 doses for vaccinated persons in Florida	
Doses administered	96,867
People receiving one dose of a 1-dose series (Johnson & Johnson) or receiving only one dose of a 2-dose series (Moderna, Pfizer) count once. Persons receiving both doses of a 2-dose series count twice.	

Current status of persons vaccinated for COVID-19 in Florida	
Total people vaccinated	56,388
First dose	9,660
Series completed	46,728
Completed 1-dose series	6,249
Completed 2-dose series	40,479
First dose: current number of people who have only received their first dose of the Moderna or Pfizer vaccine.	
Series complete: current number of people who have received both Moderna or Pfizer vaccine doses or one Johnson & Johnson dose and are considered fully immunized.	

Demographic summary	First dose	Series complete	Total people vaccinated
Age group	9,660	46,728	56,388
12-14 years	142	0	142
15-24 years	1,095	1,882	2,977
25-34 years	1,169	2,997	4,166
35-44 years	1,336	4,410	5,746
45-54 years	1,549	6,089	7,638
55-64 years	2,098	10,642	12,740
65-74 years	1,361	12,580	13,941
75-84 years	656	6,207	6,863
85+ years	254	1,921	2,175
Race	9,660	46,728	56,388
White	5,938	32,581	38,519
Black	804	3,039	3,843
American Indian/Alaskan	44	224	268
Other	1,300	3,906	5,206
Unknown	1,574	6,978	8,552
Other race includes Asian, native Hawaiian/Pacific Islander, or other.			
Ethnicity	9,660	46,728	56,388
Hispanic	854	2,184	3,038
Non-Hispanic	5,509	28,593	34,102
Unknown	3,297	15,951	19,248
Gender	9,660	46,728	56,388
Female	5,293	25,645	30,938
Male	4,364	21,075	25,439
Unknown	3	8	11



COVID-19: Bradford County vaccine summary

Vaccination data through May 24, 2021 as of May 25, 2021 at 12:05 AM

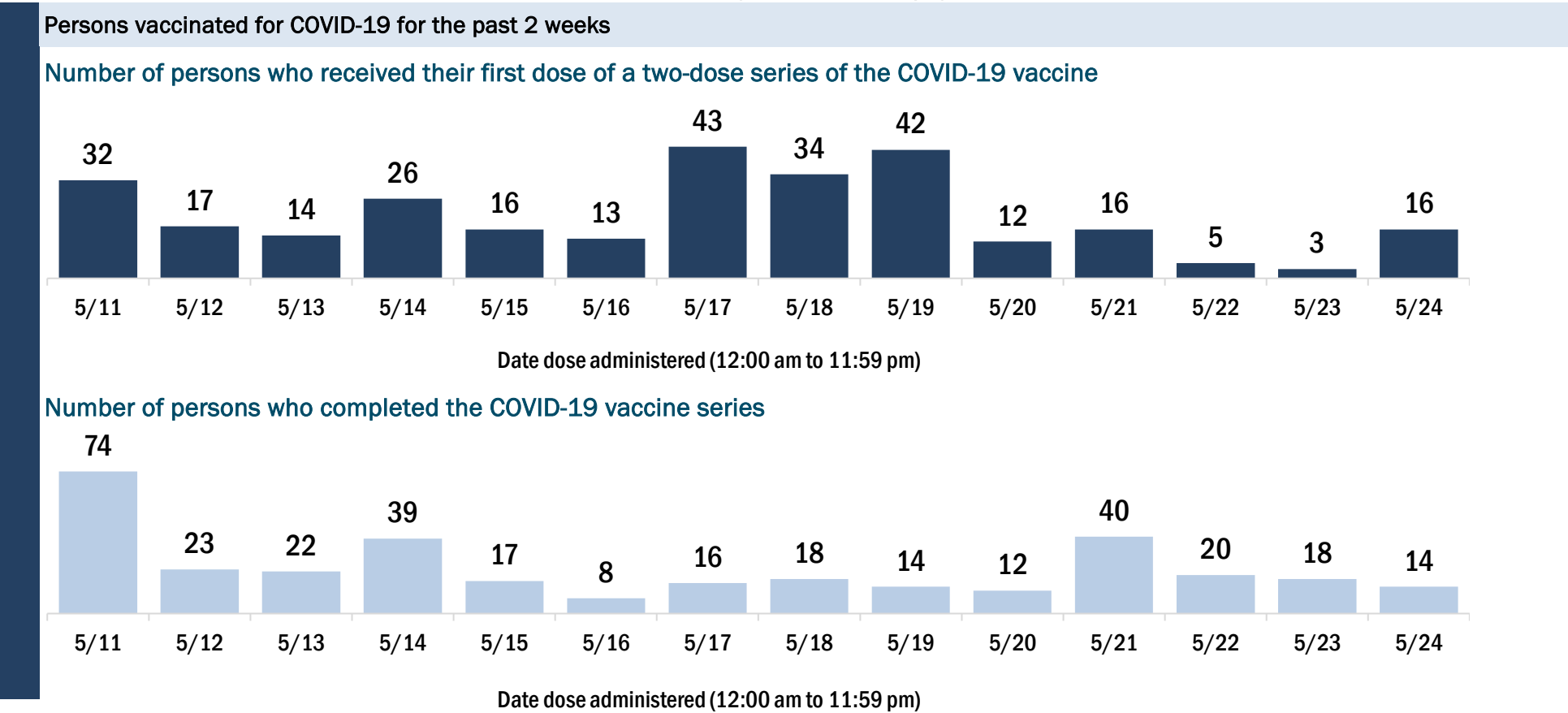
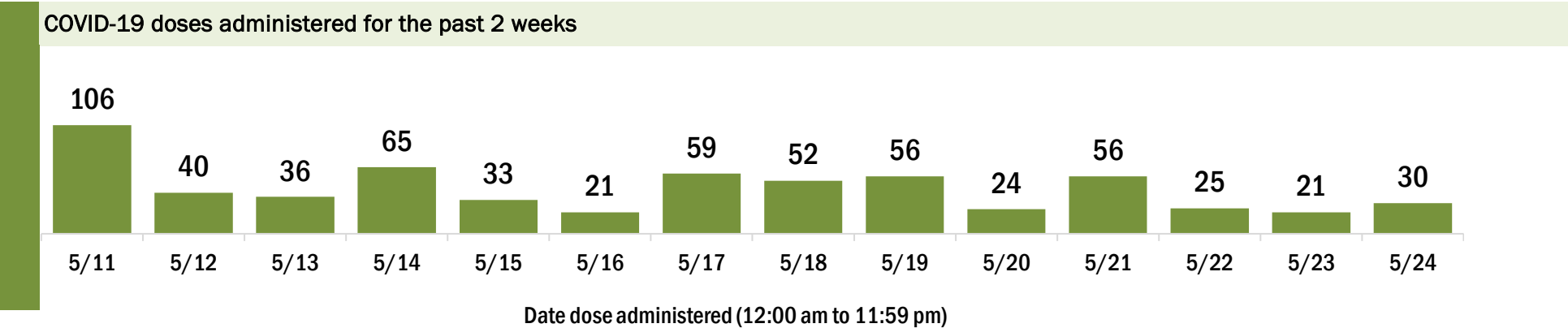
Data in this report are provisional and subject to change.

Data in this summary pertain to COVID-19 vaccines approved by the U.S. Food and Drug Administration and have been issued an Emergency Use Authorization (Janssen COVID-19 Vaccine, Moderna COVID-19 Vaccine and Pfizer-BioNTech COVID-19 Vaccine). These data summarize the number of people who have received either their first dose or have completed the series for a COVID-19 vaccine. **A person can only be counted in one category, first dose or series complete.** For persons receiving Moderna or Pfizer vaccines, once they receive their second dose, they are moved from the first dose column to the series completed column. **Because of this, the total first dose category may show a change from report to report not matching the total receiving their first dose from the previous day.** Persons receiving Johnson & Johnson vaccines will always be counted in the series completed column.

COVID-19 doses for vaccinated persons in Florida	
Doses administered	15,307
People receiving one dose of a 1-dose series (Johnson & Johnson) or receiving only one dose of a 2-dose series (Moderna, Pfizer) count once. Persons receiving both doses of a 2-dose series count twice.	

Current status of persons vaccinated for COVID-19 in Florida	
Total people vaccinated	9,396
First dose	3,077
Series completed	6,319
Completed 1-dose series	408
Completed 2-dose series	5,911
First dose: current number of people who have only received their first dose of the Moderna or Pfizer vaccine.	
Series complete: current number of people who have received both Moderna or Pfizer vaccine doses or one Johnson & Johnson dose and are considered fully immunized.	

Demographic summary	First dose	Series complete	Total people vaccinated
Age group	3,077	6,319	9,396
12-14 years	11	0	11
15-24 years	153	163	316
25-34 years	353	367	720
35-44 years	468	579	1,047
45-54 years	449	797	1,246
55-64 years	869	1,410	2,279
65-74 years	578	1,722	2,300
75-84 years	159	977	1,136
85+ years	37	304	341
Race	3,077	6,319	9,396
White	1,882	4,623	6,505
Black	982	1,031	2,013
American Indian/Alaskan	3	33	36
Other	132	455	587
Unknown	78	177	255
Other race includes Asian, native Hawaiian/Pacific Islander, or other.			
Ethnicity	3,077	6,319	9,396
Hispanic	113	162	275
Non-Hispanic	2,110	5,438	7,548
Unknown	854	719	1,573
Gender	3,077	6,319	9,396
Female	475	3,134	3,609
Male	2,601	3,185	5,786
Unknown	1	0	1



COVID-19: Brevard County vaccine summary

Vaccination data through May 24, 2021 as of May 25, 2021 at 12:05 AM

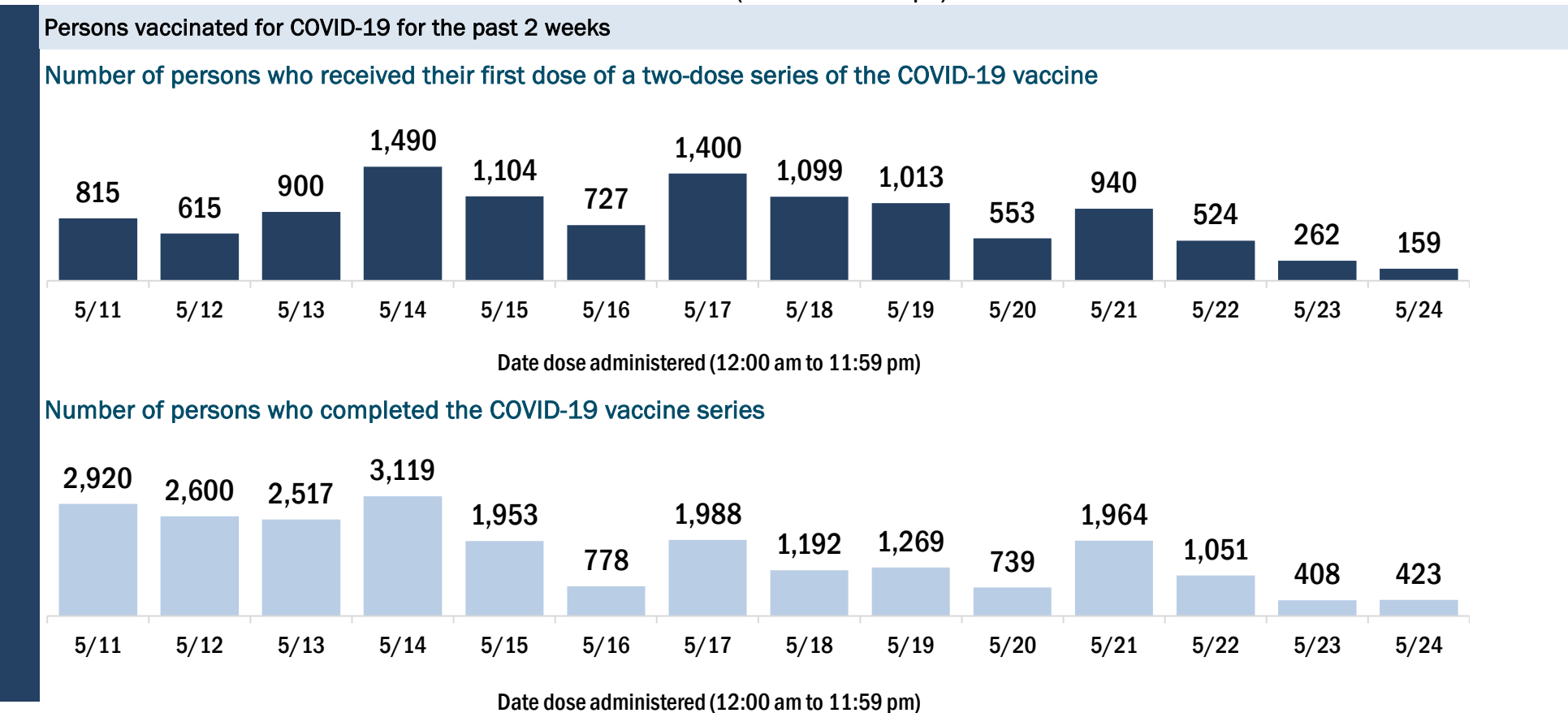
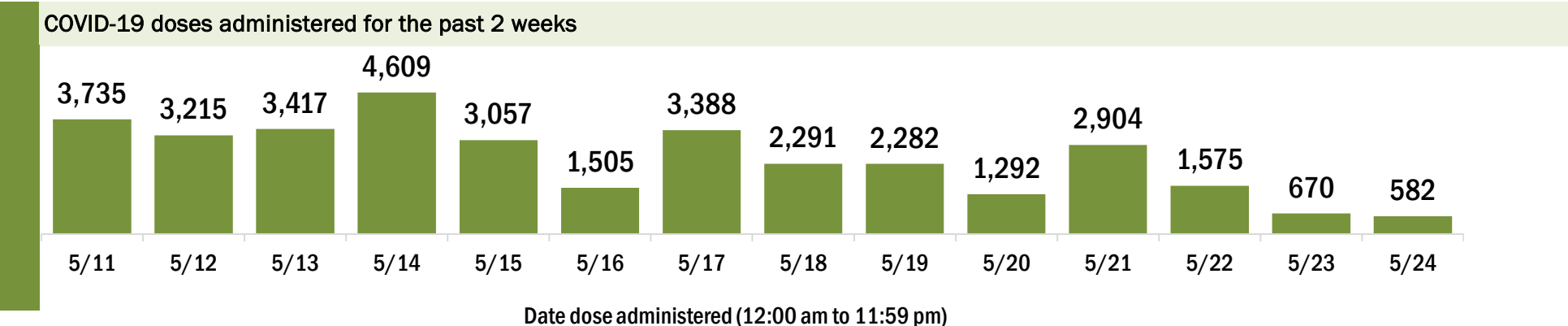
Data in this report are provisional and subject to change.

Data in this summary pertain to COVID-19 vaccines approved by the U.S. Food and Drug Administration and have been issued an Emergency Use Authorization (Janssen COVID-19 Vaccine, Moderna COVID-19 Vaccine and Pfizer-BioNTech COVID-19 Vaccine). These data summarize the number of people who have received either their first dose or have completed the series for a COVID-19 vaccine. **A person can only be counted in one category, first dose or series complete.** For persons receiving Moderna or Pfizer vaccines, once they receive their second dose, they are moved from the first dose column to the series completed column. **Because of this, the total first dose category may show a change from report to report not matching the total receiving their first dose from the previous day.** Persons receiving Johnson & Johnson vaccines will always be counted in the series completed column.

COVID-19 doses for vaccinated persons in Florida	
Doses administered	472,905
People receiving one dose of a 1-dose series (Johnson & Johnson) or receiving only one dose of a 2-dose series (Moderna, Pfizer) count once. Persons receiving both doses of a 2-dose series count twice.	

Current status of persons vaccinated for COVID-19 in Florida	
Total people vaccinated	271,006
First dose	46,725
Series completed	224,281
Completed 1-dose series	22,382
Completed 2-dose series	201,899
First dose: current number of people who have only received their first dose of the Moderna or Pfizer vaccine.	
Series complete: current number of people who have received both Moderna or Pfizer vaccine doses or one Johnson & Johnson dose and are considered fully immunized.	

Demographic summary	First dose	Series complete	Total people vaccinated
Age group	46,725	224,281	271,006
12-14 years	1,623	0	1,623
15-24 years	5,673	10,646	16,319
25-34 years	5,398	15,238	20,636
35-44 years	5,800	19,321	25,121
45-54 years	6,488	26,947	33,435
55-64 years	9,016	50,977	59,993
65-74 years	6,861	57,190	64,051
75-84 years	4,030	32,230	36,260
85+ years	1,836	11,732	13,568
Race	46,725	224,281	271,006
White	29,759	151,158	180,917
Black	3,857	11,998	15,855
American Indian/Alaskan	275	975	1,250
Other	5,156	21,333	26,489
Unknown	7,678	38,817	46,495
Other race includes Asian, native Hawaiian/Pacific Islander, or other.			
Ethnicity	46,725	224,281	271,006
Hispanic	4,331	13,341	17,672
Non-Hispanic	25,599	128,628	154,227
Unknown	16,795	82,312	99,107
Gender	46,725	224,281	271,006
Female	24,574	124,896	149,470
Male	22,031	99,148	121,179
Unknown	120	237	357



COVID-19: Broward County vaccine summary

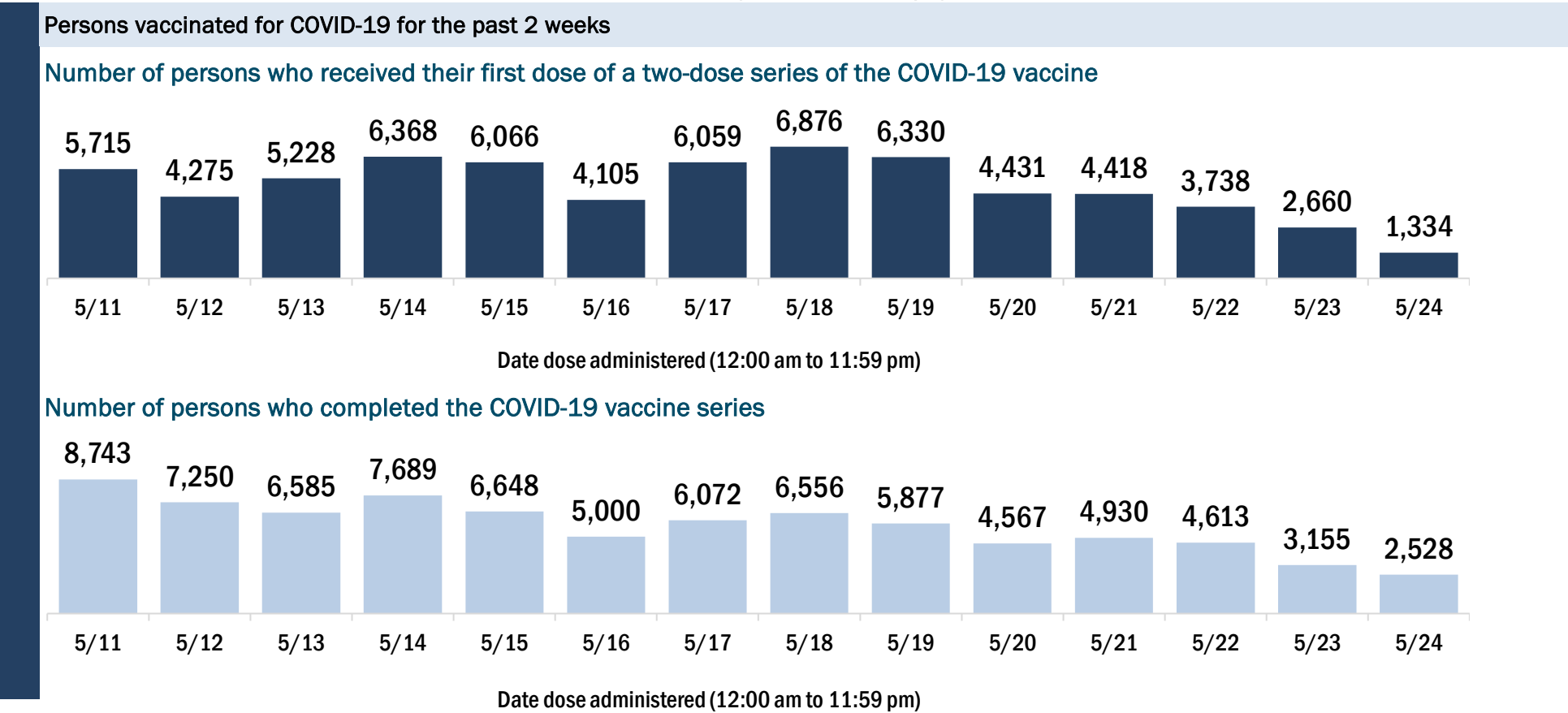
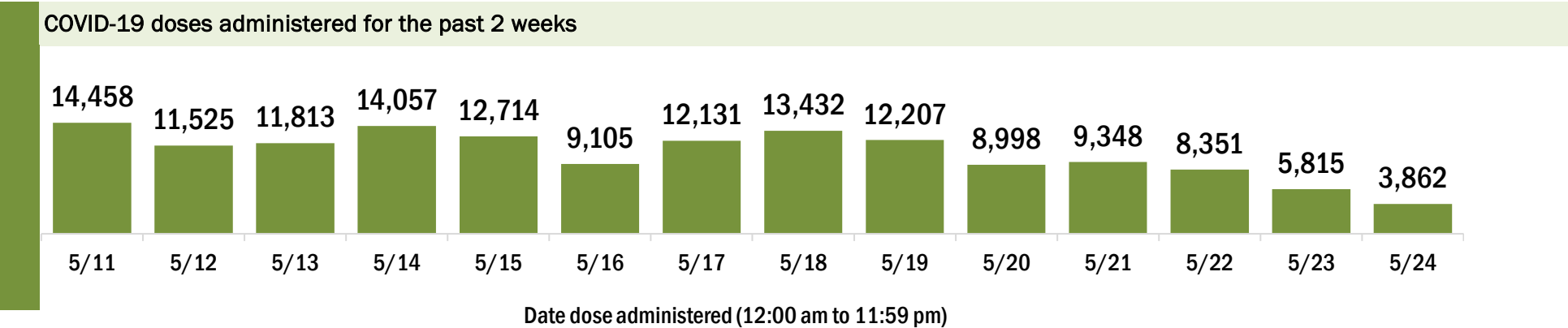
Vaccination data through May 24, 2021 as of May 25, 2021 at 12:05 AM

Data in this report are provisional and subject to change.

Data in this summary pertain to COVID-19 vaccines approved by the U.S. Food and Drug Administration and have been issued an Emergency Use Authorization (Janssen COVID-19 Vaccine, Moderna COVID-19 Vaccine and Pfizer-BioNTech COVID-19 Vaccine). These data summarize the number of people who have received either their first dose or have completed the series for a COVID-19 vaccine. **A person can only be counted in one category, first dose or series complete.** For persons receiving Moderna or Pfizer vaccines, once they receive their second dose, they are moved from the first dose column to the series completed column. **Because of this, the total first dose category may show a change from report to report not matching the total receiving their first dose from the previous day.** Persons receiving Johnson & Johnson vaccines will always be counted in the series completed column.

COVID-19 doses for vaccinated persons in Florida	
Doses administered	1,648,971
People receiving one dose of a 1-dose series (Johnson & Johnson) or receiving only one dose of a 2-dose series (Moderna, Pfizer) count once. Persons receiving both doses of a 2-dose series count twice.	

Demographic summary			
Age group	First dose	Series complete	Total people vaccinated
12-14 years	219,204	749,189	968,393
15-24 years	8,361	0	8,361
25-34 years	28,977	49,179	78,156
35-44 years	26,984	69,147	96,131
45-54 years	33,155	98,902	132,057
55-64 years	36,540	131,500	168,040
65-74 years	35,812	162,669	198,481
75-84 years	27,917	141,190	169,107
85+ years	14,579	70,807	85,386
85+ years	6,879	25,795	32,674
Race	219,204	749,189	968,393
White	119,678	455,517	575,195
Black	31,028	92,332	123,360
American Indian/Alaskan	1,212	3,065	4,277
Other	26,648	90,546	117,194
Unknown	40,638	107,729	148,367
Other race includes Asian, native Hawaiian/Pacific Islander, or other.			
Ethnicity	219,204	749,189	968,393
Hispanic	67,946	181,073	249,019
Non-Hispanic	79,269	351,527	430,796
Unknown	71,989	216,589	288,578
Gender	219,204	749,189	968,393
Female	115,381	401,714	517,095
Male	103,222	346,074	449,296
Unknown	601	1,401	2,002



COVID-19: Calhoun County vaccine summary

Vaccination data through May 24, 2021 as of May 25, 2021 at 12:05 AM

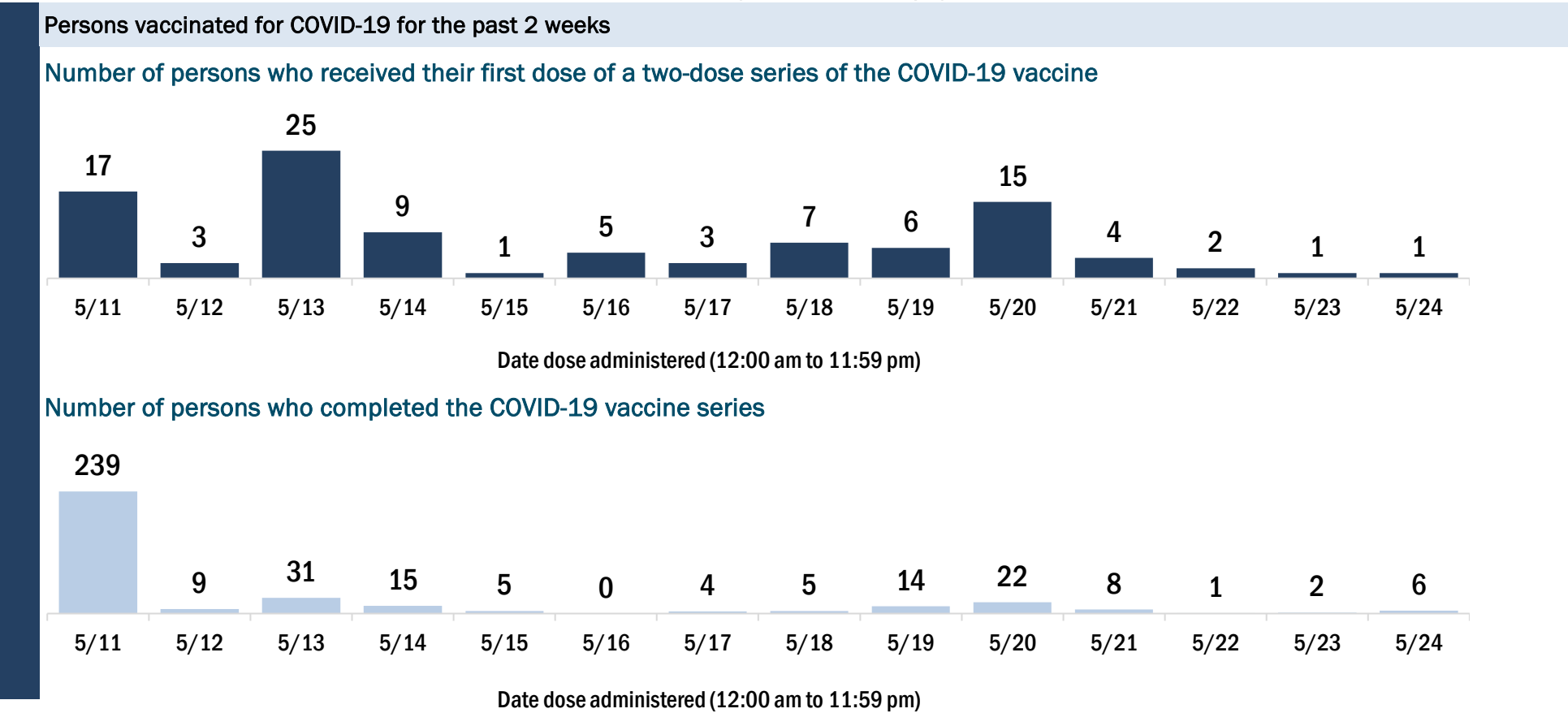
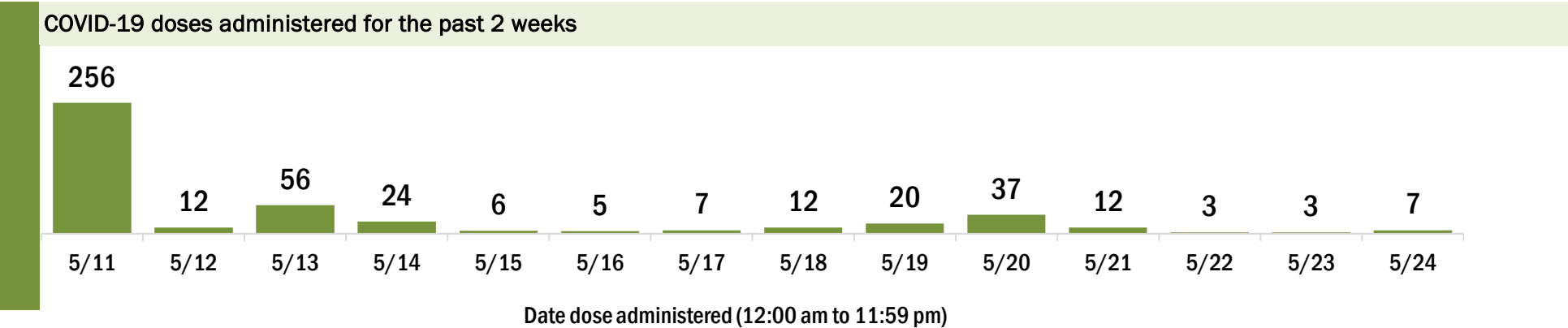
Data in this report are provisional and subject to change.

Data in this summary pertain to COVID-19 vaccines approved by the U.S. Food and Drug Administration and have been issued an Emergency Use Authorization (Janssen COVID-19 Vaccine, Moderna COVID-19 Vaccine and Pfizer-BioNTech COVID-19 Vaccine). These data summarize the number of people who have received either their first dose or have completed the series for a COVID-19 vaccine. **A person can only be counted in one category, first dose or series complete.** For persons receiving Moderna or Pfizer vaccines, once they receive their second dose, they are moved from the first dose column to the series completed column. **Because of this, the total first dose category may show a change from report to report not matching the total receiving their first dose from the previous day.** Persons receiving Johnson & Johnson vaccines will always be counted in the series completed column.

COVID-19 doses for vaccinated persons in Florida	
Doses administered	6,332
People receiving one dose of a 1-dose series (Johnson & Johnson) or receiving only one dose of a 2-dose series (Moderna, Pfizer) count once. Persons receiving both doses of a 2-dose series count twice.	

Current status of persons vaccinated for COVID-19 in Florida	
Total people vaccinated	3,528
First dose	485
Series completed	3,043
Completed 1-dose series	239
Completed 2-dose series	2,804
First dose: current number of people who have only received their first dose of the Moderna or Pfizer vaccine.	
Series complete: current number of people who have received both Moderna or Pfizer vaccine doses or one Johnson & Johnson dose and are considered fully immunized.	

Demographic summary	First dose	Series complete	Total people vaccinated
Age group	485	3,043	3,528
12-14 years	3	0	3
15-24 years	45	68	113
25-34 years	38	152	190
35-44 years	66	263	329
45-54 years	87	383	470
55-64 years	104	615	719
65-74 years	73	884	957
75-84 years	50	492	542
85+ years	19	186	205
Race	485	3,043	3,528
White	309	2,094	2,403
Black	77	338	415
American Indian/Alaskan	3	18	21
Other	45	366	411
Unknown	51	227	278
Other race includes Asian, native Hawaiian/Pacific Islander, or other.			
Ethnicity	485	3,043	3,528
Hispanic	9	57	66
Non-Hispanic	207	1,495	1,702
Unknown	269	1,491	1,760
Gender	485	3,043	3,528
Female	215	1,483	1,698
Male	270	1,559	1,829
Unknown	0	1	1



COVID-19: Charlotte County vaccine summary

Vaccination data through May 24, 2021 as of May 25, 2021 at 12:05 AM

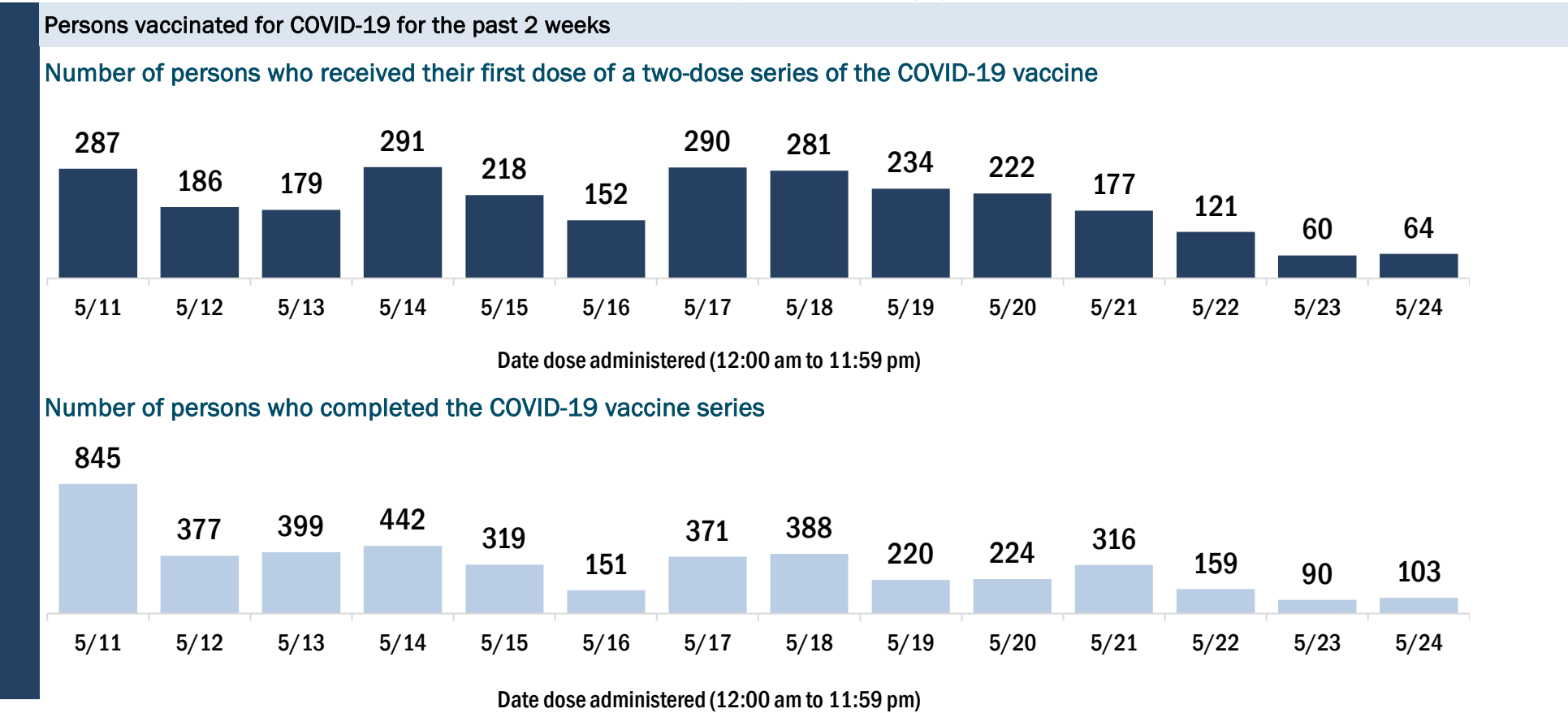
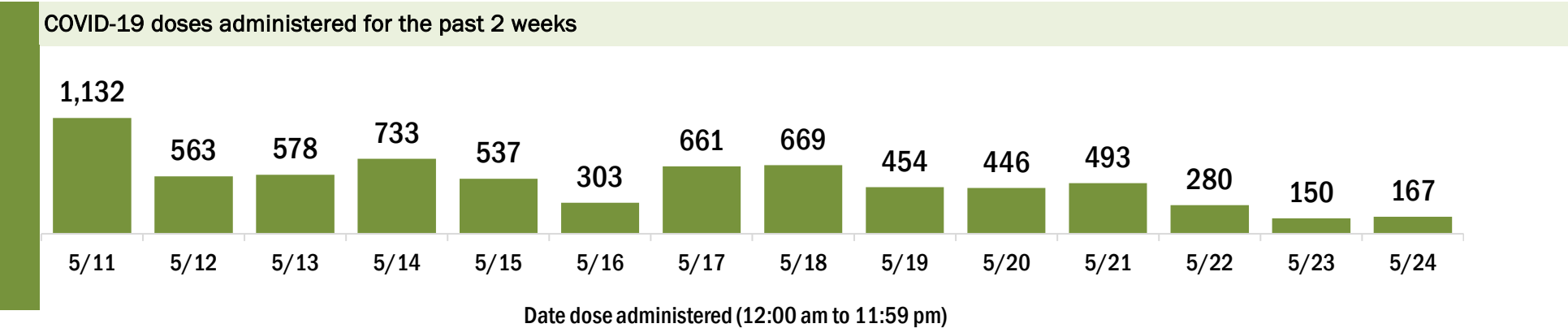
Data in this report are provisional and subject to change.

Data in this summary pertain to COVID-19 vaccines approved by the U.S. Food and Drug Administration and have been issued an Emergency Use Authorization (Janssen COVID-19 Vaccine, Moderna COVID-19 Vaccine and Pfizer-BioNTech COVID-19 Vaccine). These data summarize the number of people who have received either their first dose or have completed the series for a COVID-19 vaccine. **A person can only be counted in one category, first dose or series complete.** For persons receiving Moderna or Pfizer vaccines, once they receive their second dose, they are moved from the first dose column to the series completed column. **Because of this, the total first dose category may show a change from report to report not matching the total receiving their first dose from the previous day.** Persons receiving Johnson & Johnson vaccines will always be counted in the series completed column.

COVID-19 doses for vaccinated persons in Florida	
Doses administered	187,098
People receiving one dose of a 1-dose series (Johnson & Johnson) or receiving only one dose of a 2-dose series (Moderna, Pfizer) count once. Persons receiving both doses of a 2-dose series count twice.	

Current status of persons vaccinated for COVID-19 in Florida	
Total people vaccinated	108,414
First dose	23,134
Series completed	85,280
Completed 1-dose series	6,596
Completed 2-dose series	78,684
First dose: current number of people who have only received their first dose of the Moderna or Pfizer vaccine.	
Series complete: current number of people who have received both Moderna or Pfizer vaccine doses or one Johnson & Johnson dose and are considered fully immunized.	

Demographic summary	First dose	Series complete	Total people vaccinated
Age group	23,134	85,280	108,414
12-14 years	200	0	200
15-24 years	1,106	1,563	2,669
25-34 years	1,073	2,205	3,278
35-44 years	1,329	3,152	4,481
45-54 years	2,247	6,194	8,441
55-64 years	5,019	16,717	21,736
65-74 years	6,517	31,448	37,965
75-84 years	4,201	18,537	22,738
85+ years	1,442	5,464	6,906
Race	23,134	85,280	108,414
White	17,249	64,660	81,909
Black	797	1,866	2,663
American Indian/Alaskan	148	346	494
Other	1,695	5,717	7,412
Unknown	3,245	12,691	15,936
Other race includes Asian, native Hawaiian/Pacific Islander, or other.			
Ethnicity	23,134	85,280	108,414
Hispanic	1,113	2,635	3,748
Non-Hispanic	13,377	51,742	65,119
Unknown	8,644	30,903	39,547
Gender	23,134	85,280	108,414
Female	12,148	46,932	59,080
Male	10,952	38,319	49,271
Unknown	34	29	63



COVID-19: Citrus County vaccine summary

Vaccination data through May 24, 2021 as of May 25, 2021 at 12:05 AM

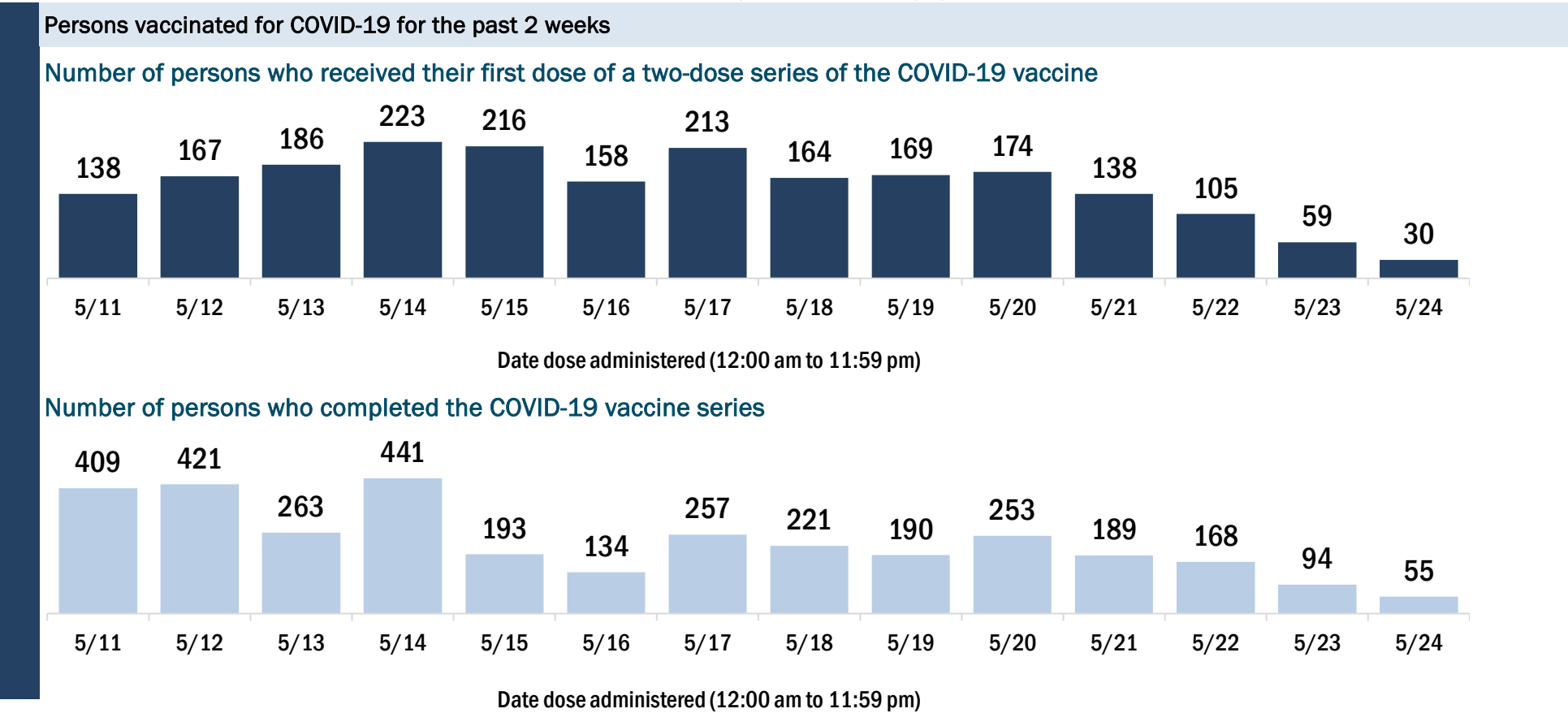
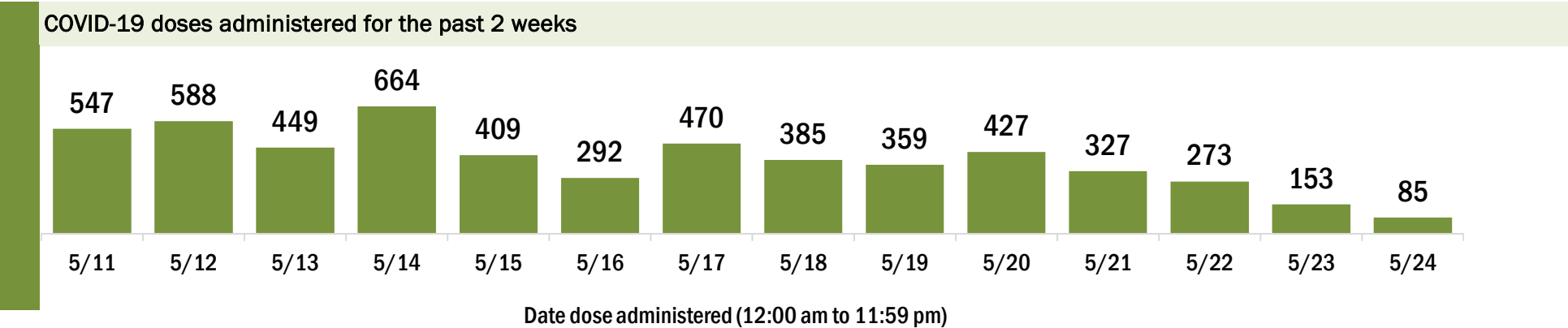
Data in this report are provisional and subject to change.

Data in this summary pertain to COVID-19 vaccines approved by the U.S. Food and Drug Administration and have been issued an Emergency Use Authorization (Janssen COVID-19 Vaccine, Moderna COVID-19 Vaccine and Pfizer-BioNTech COVID-19 Vaccine). These data summarize the number of people who have received either their first dose or have completed the series for a COVID-19 vaccine. **A person can only be counted in one category, first dose or series complete.** For persons receiving Moderna or Pfizer vaccines, once they receive their second dose, they are moved from the first dose column to the series completed column. **Because of this, the total first dose category may show a change from report to report not matching the total receiving their first dose from the previous day.** Persons receiving Johnson & Johnson vaccines will always be counted in the series completed column.

COVID-19 doses for vaccinated persons in Florida	
Doses administered	117,262
People receiving one dose of a 1-dose series (Johnson & Johnson) or receiving only one dose of a 2-dose series (Moderna, Pfizer) count once. Persons receiving both doses of a 2-dose series count twice.	

Current status of persons vaccinated for COVID-19 in Florida	
Total people vaccinated	64,756
First dose	9,740
Series completed	55,016
Completed 1-dose series	2,510
Completed 2-dose series	52,506
First dose: current number of people who have only received their first dose of the Moderna or Pfizer vaccine.	
Series complete: current number of people who have received both Moderna or Pfizer vaccine doses or one Johnson & Johnson dose and are considered fully immunized.	

Demographic summary	First dose	Series complete	Total people vaccinated
Age group	9,740	55,016	64,756
12-14 years	127	0	127
15-24 years	675	1,090	1,765
25-34 years	625	1,494	2,119
35-44 years	707	2,078	2,785
45-54 years	1,156	3,963	5,119
55-64 years	1,931	10,110	12,041
65-74 years	2,444	19,532	21,976
75-84 years	1,558	12,961	14,519
85+ years	517	3,788	4,305
Race	9,740	55,016	64,756
White	7,236	41,696	48,932
Black	220	834	1,054
American Indian/Alaskan	53	296	349
Other	738	3,603	4,341
Unknown	1,493	8,587	10,080
Other race includes Asian, native Hawaiian/Pacific Islander, or other.			
Ethnicity	9,740	55,016	64,756
Hispanic	469	1,854	2,323
Non-Hispanic	5,843	33,184	39,027
Unknown	3,428	19,978	23,406
Gender	9,740	55,016	64,756
Female	5,314	31,005	36,319
Male	4,404	23,996	28,400
Unknown	22	15	37



COVID-19: Clay County vaccine summary

Vaccination data through May 24, 2021 as of May 25, 2021 at 12:05 AM

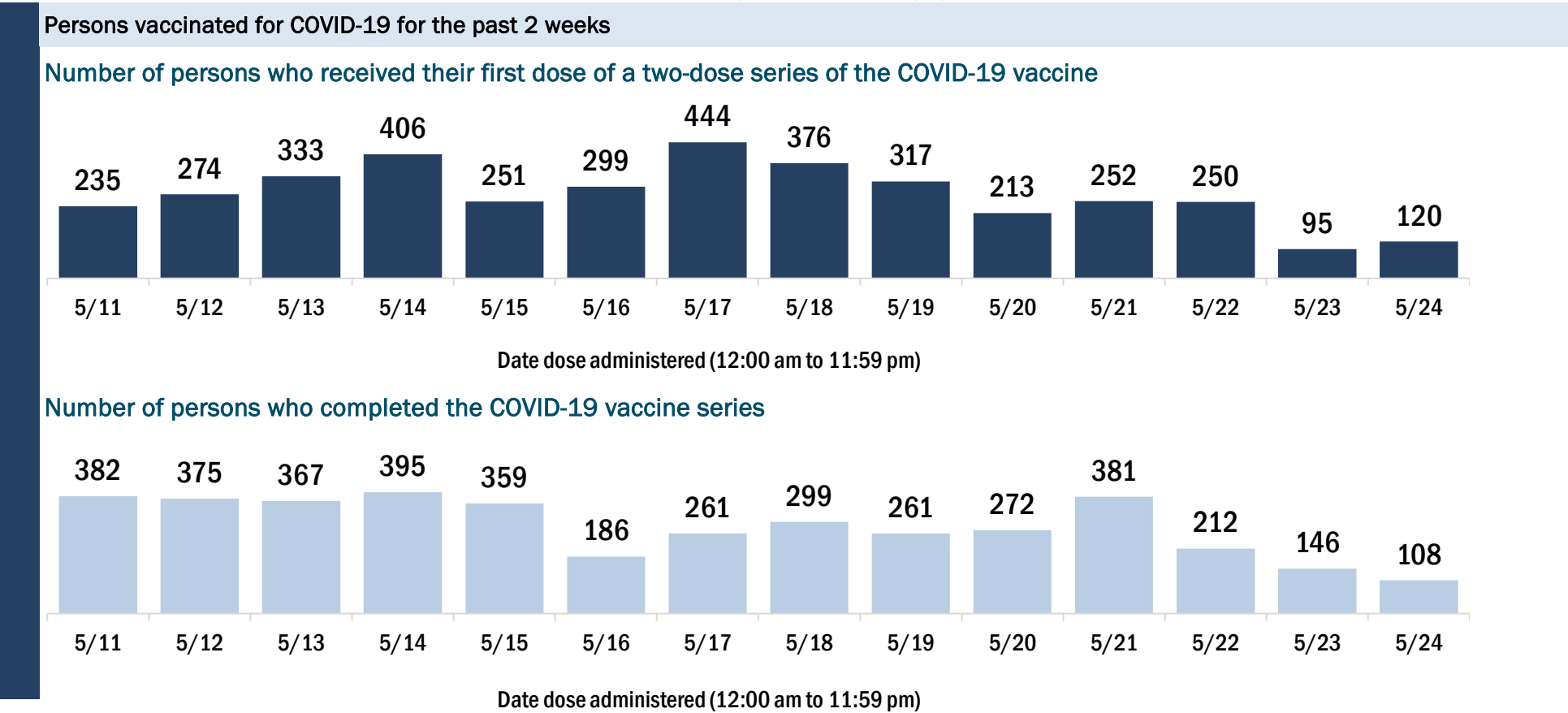
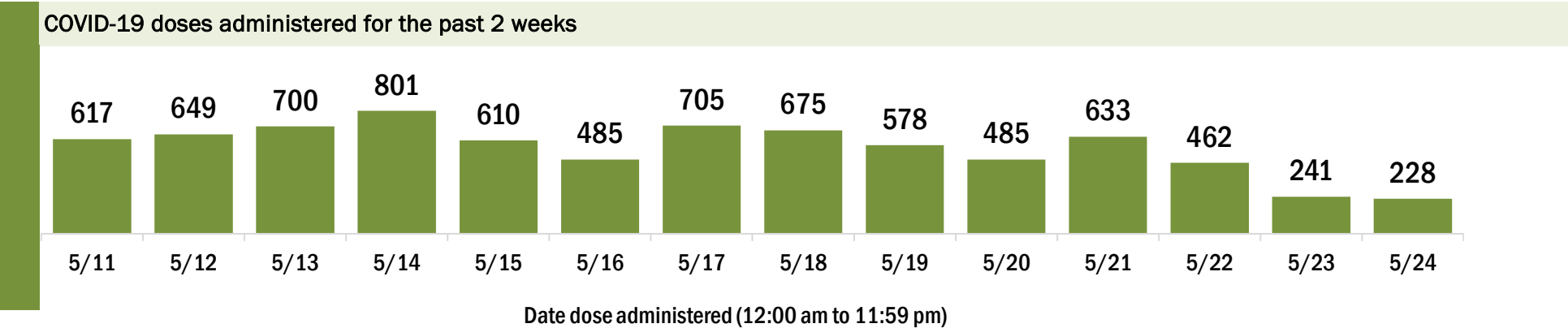
Data in this report are provisional and subject to change.

Data in this summary pertain to COVID-19 vaccines approved by the U.S. Food and Drug Administration and have been issued an Emergency Use Authorization (Janssen COVID-19 Vaccine, Moderna COVID-19 Vaccine and Pfizer-BioNTech COVID-19 Vaccine). These data summarize the number of people who have received either their first dose or have completed the series for a COVID-19 vaccine. **A person can only be counted in one category, first dose or series complete.** For persons receiving Moderna or Pfizer vaccines, once they receive their second dose, they are moved from the first dose column to the series completed column. **Because of this, the total first dose category may show a change from report to report not matching the total receiving their first dose from the previous day.** Persons receiving Johnson & Johnson vaccines will always be counted in the series completed column.

COVID-19 doses for vaccinated persons in Florida	
Doses administered	125,229
People receiving one dose of a 1-dose series (Johnson & Johnson) or receiving only one dose of a 2-dose series (Moderna, Pfizer) count once. Persons receiving both doses of a 2-dose series count twice.	

Current status of persons vaccinated for COVID-19 in Florida	
Total people vaccinated	70,614
First dose	11,853
Series completed	58,761
Completed 1-dose series	4,146
Completed 2-dose series	54,615
First dose: current number of people who have only received their first dose of the Moderna or Pfizer vaccine.	
Series complete: current number of people who have received both Moderna or Pfizer vaccine doses or one Johnson & Johnson dose and are considered fully immunized.	

Demographic summary	First dose	Series complete	Total people vaccinated
Age group	11,853	58,761	70,614
12-14 years	433	0	433
15-24 years	1,838	3,368	5,206
25-34 years	1,379	3,781	5,160
35-44 years	1,764	5,981	7,745
45-54 years	1,942	8,641	10,583
55-64 years	2,185	12,802	14,987
65-74 years	1,221	14,718	15,939
75-84 years	759	7,293	8,052
85+ years	332	2,177	2,509
Race	11,853	58,761	70,614
White	6,899	40,899	47,798
Black	1,183	4,269	5,452
American Indian/Alaskan	54	265	319
Other	1,569	5,886	7,455
Unknown	2,148	7,442	9,590
Other race includes Asian, native Hawaiian/Pacific Islander, or other.			
Ethnicity	11,853	58,761	70,614
Hispanic	993	3,416	4,409
Non-Hispanic	6,801	41,279	48,080
Unknown	4,059	14,066	18,125
Gender	11,853	58,761	70,614
Female	6,331	33,375	39,706
Male	5,349	25,380	30,729
Unknown	173	6	179



COVID-19: Collier County vaccine summary

Vaccination data through May 24, 2021 as of May 25, 2021 at 12:05 AM

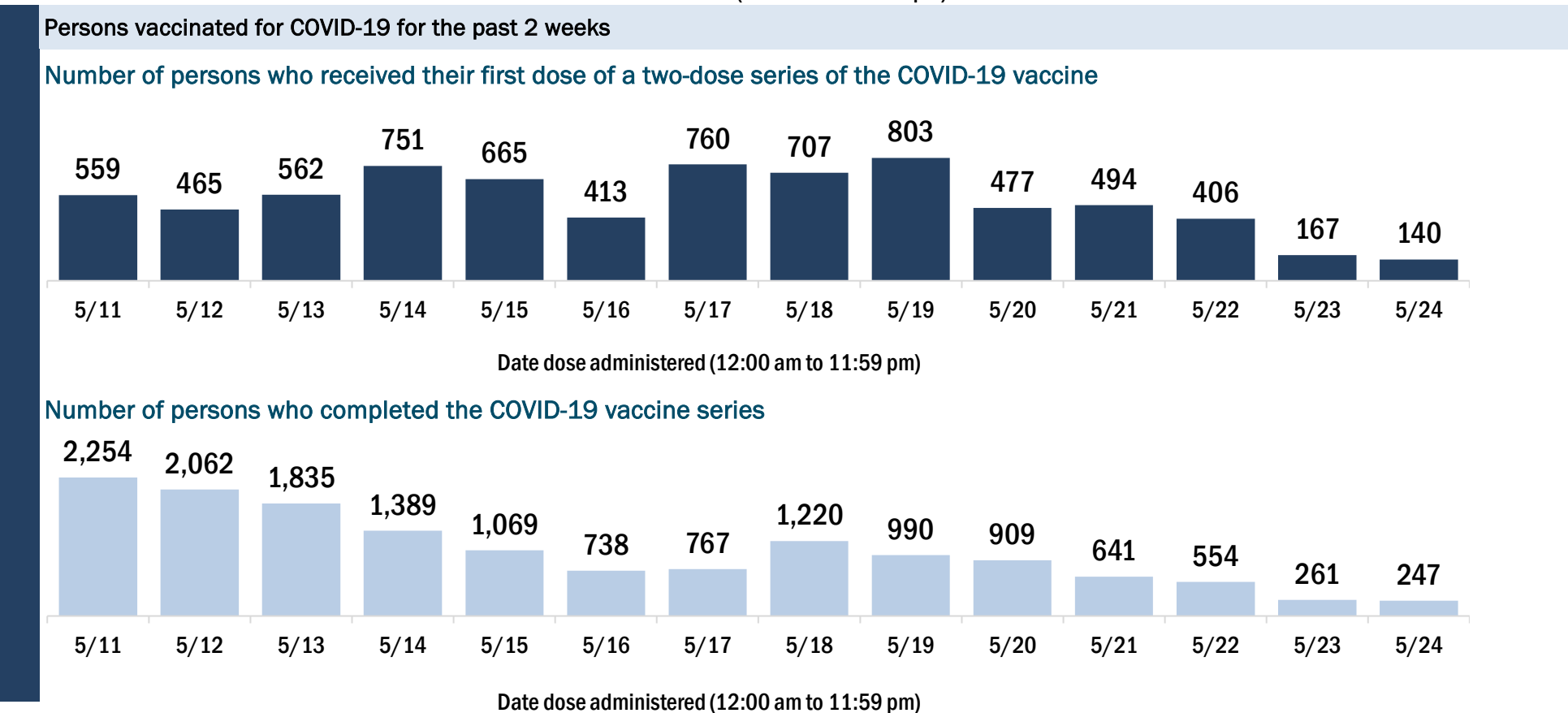
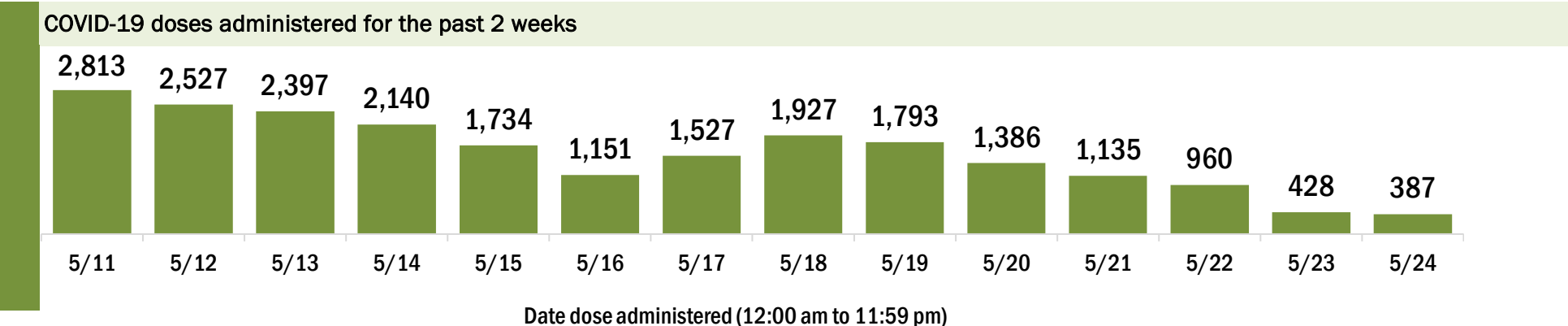
Data in this report are provisional and subject to change.

Data in this summary pertain to COVID-19 vaccines approved by the U.S. Food and Drug Administration and have been issued an Emergency Use Authorization (Janssen COVID-19 Vaccine, Moderna COVID-19 Vaccine and Pfizer-BioNTech COVID-19 Vaccine). These data summarize the number of people who have received either their first dose or have completed the series for a COVID-19 vaccine. **A person can only be counted in one category, first dose or series complete.** For persons receiving Moderna or Pfizer vaccines, once they receive their second dose, they are moved from the first dose column to the series completed column. **Because of this, the total first dose category may show a change from report to report not matching the total receiving their first dose from the previous day.** Persons receiving Johnson & Johnson vaccines will always be counted in the series completed column.

COVID-19 doses for vaccinated persons in Florida	
Doses administered	364,817
People receiving one dose of a 1-dose series (Johnson & Johnson) or receiving only one dose of a 2-dose series (Moderna, Pfizer) count once. Persons receiving both doses of a 2-dose series count twice.	

Current status of persons vaccinated for COVID-19 in Florida	
Total people vaccinated	207,521
First dose	34,902
Series completed	172,619
Completed 1-dose series	15,323
Completed 2-dose series	157,296
First dose: current number of people who have only received their first dose of the Moderna or Pfizer vaccine.	
Series complete: current number of people who have received both Moderna or Pfizer vaccine doses or one Johnson & Johnson dose and are considered fully immunized.	

Demographic summary	First dose	Series complete	Total people vaccinated
Age group	34,902	172,619	207,521
12-14 years	677	0	677
15-24 years	3,369	5,551	8,920
25-34 years	2,985	7,788	10,773
35-44 years	3,748	10,900	14,648
45-54 years	4,753	16,777	21,530
55-64 years	6,370	31,591	37,961
65-74 years	6,706	53,163	59,869
75-84 years	4,545	36,269	40,814
85+ years	1,749	10,580	12,329
Race	34,902	172,619	207,521
White	22,705	113,847	136,552
Black	923	2,751	3,674
American Indian/Alaskan	118	535	653
Other	3,910	14,780	18,690
Unknown	7,246	40,706	47,952
Other race includes Asian, native Hawaiian/Pacific Islander, or other.			
Ethnicity	34,902	172,619	207,521
Hispanic	6,983	17,309	24,292
Non-Hispanic	14,256	77,991	92,247
Unknown	13,663	77,319	90,982
Gender	34,902	172,619	207,521
Female	18,460	93,378	111,838
Male	16,222	78,936	95,158
Unknown	220	305	525



COVID-19: Columbia County vaccine summary

Vaccination data through May 24, 2021 as of May 25, 2021 at 12:05 AM

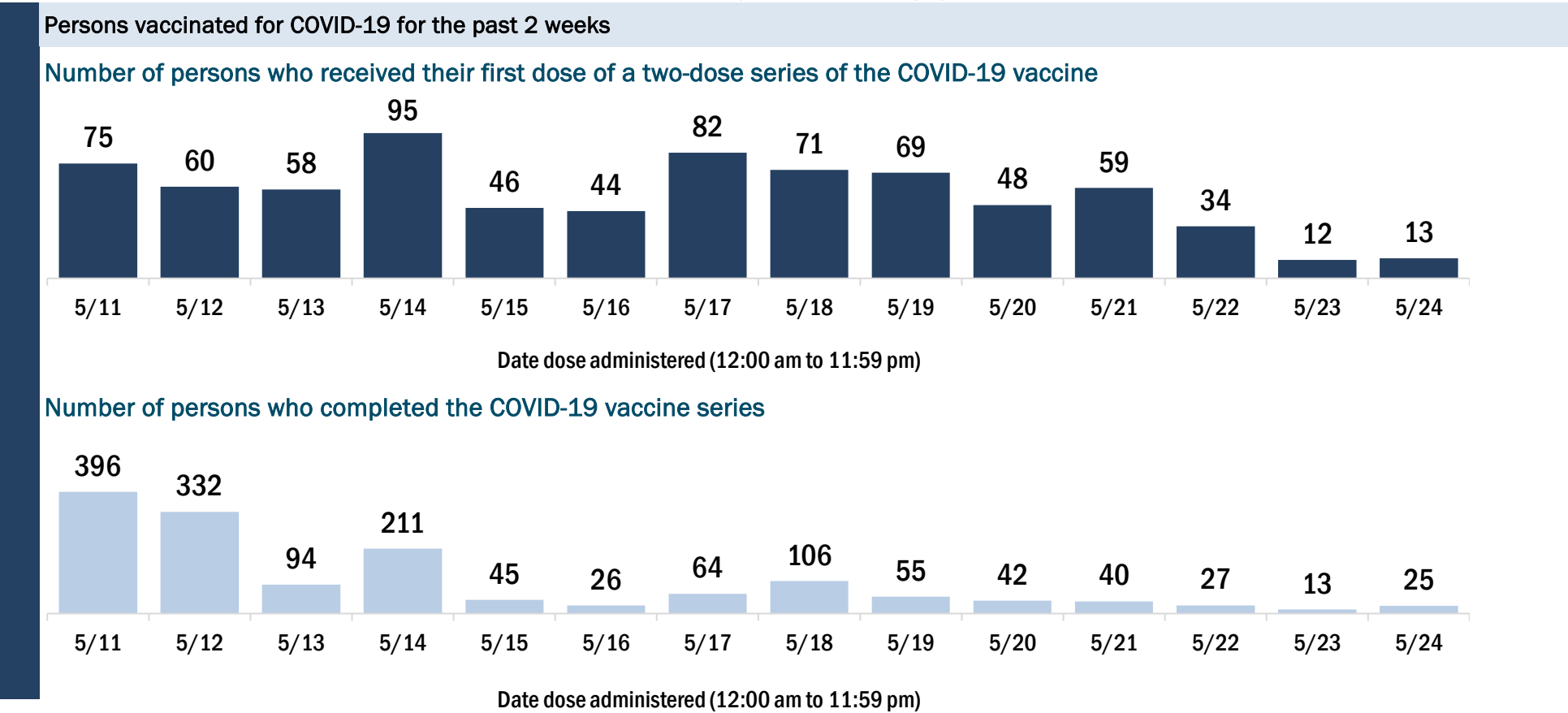
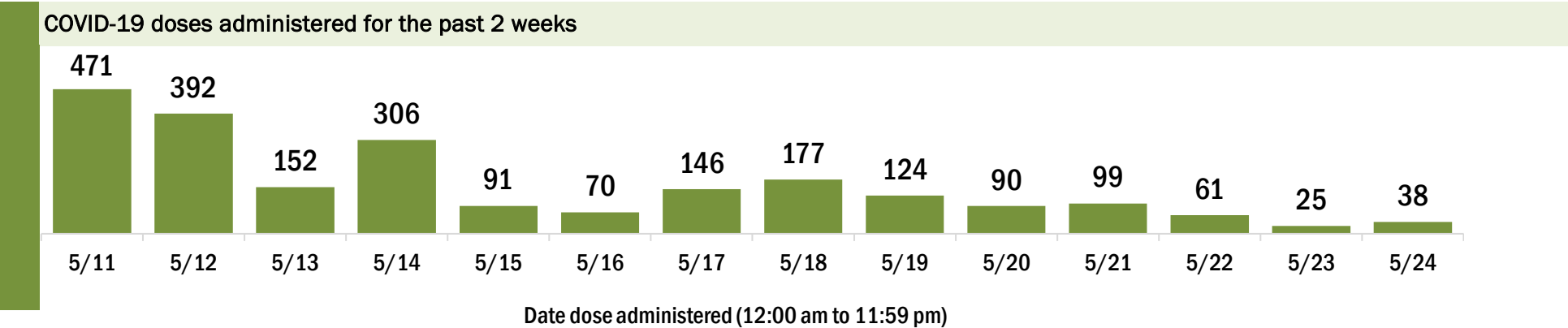
Data in this report are provisional and subject to change.

Data in this summary pertain to COVID-19 vaccines approved by the U.S. Food and Drug Administration and have been issued an Emergency Use Authorization (Janssen COVID-19 Vaccine, Moderna COVID-19 Vaccine and Pfizer-BioNTech COVID-19 Vaccine). These data summarize the number of people who have received either their first dose or have completed the series for a COVID-19 vaccine. **A person can only be counted in one category, first dose or series complete.** For persons receiving Moderna or Pfizer vaccines, once they receive their second dose, they are moved from the first dose column to the series completed column. **Because of this, the total first dose category may show a change from report to report not matching the total receiving their first dose from the previous day.** Persons receiving Johnson & Johnson vaccines will always be counted in the series completed column.

COVID-19 doses for vaccinated persons in Florida	
Doses administered	31,146
People receiving one dose of a 1-dose series (Johnson & Johnson) or receiving only one dose of a 2-dose series (Moderna, Pfizer) count once. Persons receiving both doses of a 2-dose series count twice.	

Current status of persons vaccinated for COVID-19 in Florida	
Total people vaccinated	17,736
First dose	2,473
Series completed	15,263
Completed 1-dose series	1,853
Completed 2-dose series	13,410
First dose: current number of people who have only received their first dose of the Moderna or Pfizer vaccine.	
Series complete: current number of people who have received both Moderna or Pfizer vaccine doses or one Johnson & Johnson dose and are considered fully immunized.	

Demographic summary	First dose	Series complete	Total people vaccinated
Age group	2,473	15,263	17,736
12-14 years	48	0	48
15-24 years	368	570	938
25-34 years	288	783	1,071
35-44 years	319	1,183	1,502
45-54 years	399	1,815	2,214
55-64 years	536	3,182	3,718
65-74 years	306	4,482	4,788
75-84 years	154	2,528	2,682
85+ years	55	720	775
Race	2,473	15,263	17,736
White	1,479	10,844	12,323
Black	331	1,849	2,180
American Indian/Alaskan	19	82	101
Other	313	1,059	1,372
Unknown	331	1,429	1,760
Other race includes Asian, native Hawaiian/Pacific Islander, or other.			
Ethnicity	2,473	15,263	17,736
Hispanic	231	609	840
Non-Hispanic	1,406	10,816	12,222
Unknown	836	3,838	4,674
Gender	2,473	15,263	17,736
Female	1,231	8,342	9,573
Male	1,236	6,921	8,157
Unknown	6	0	6



COVID-19: Dade County vaccine summary

Vaccination data through May 24, 2021 as of May 25, 2021 at 12:05 AM

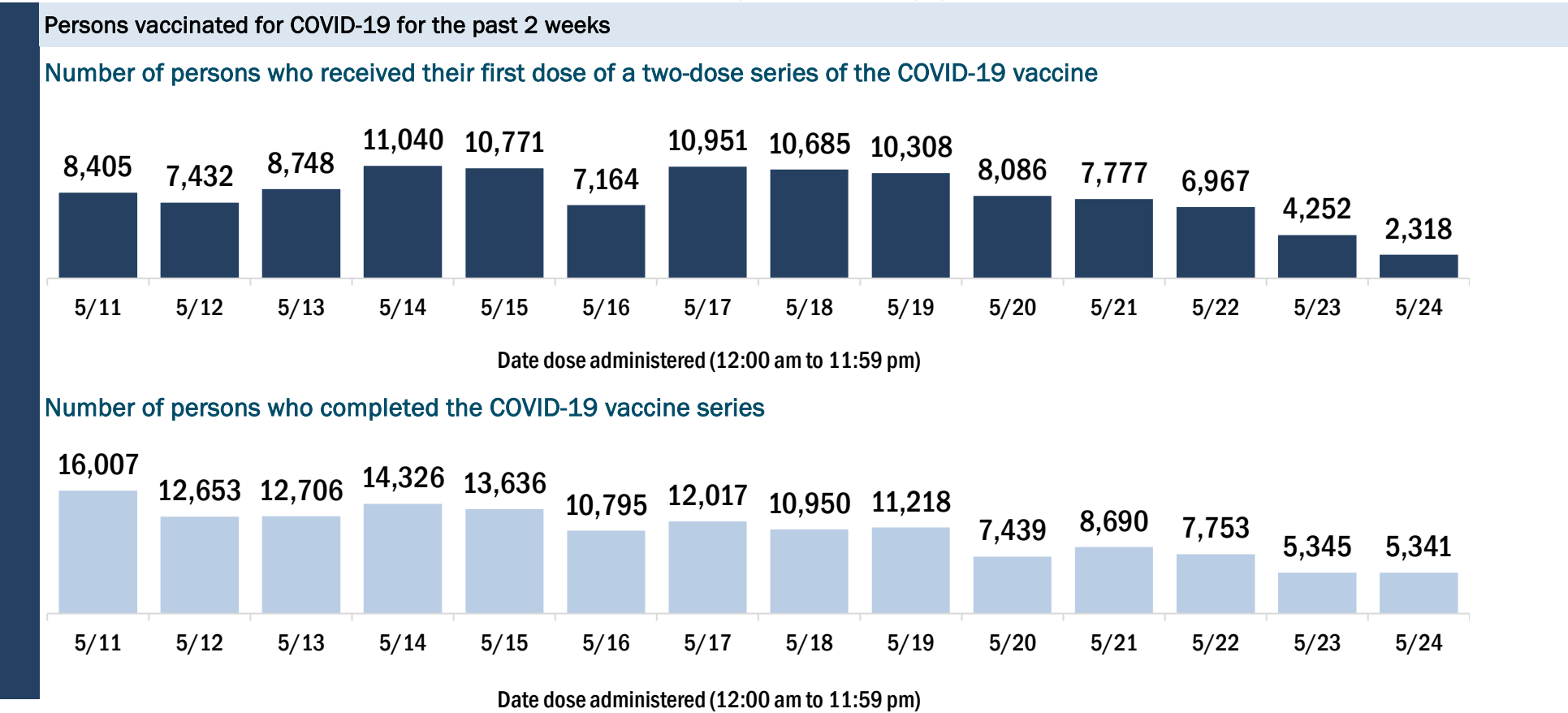
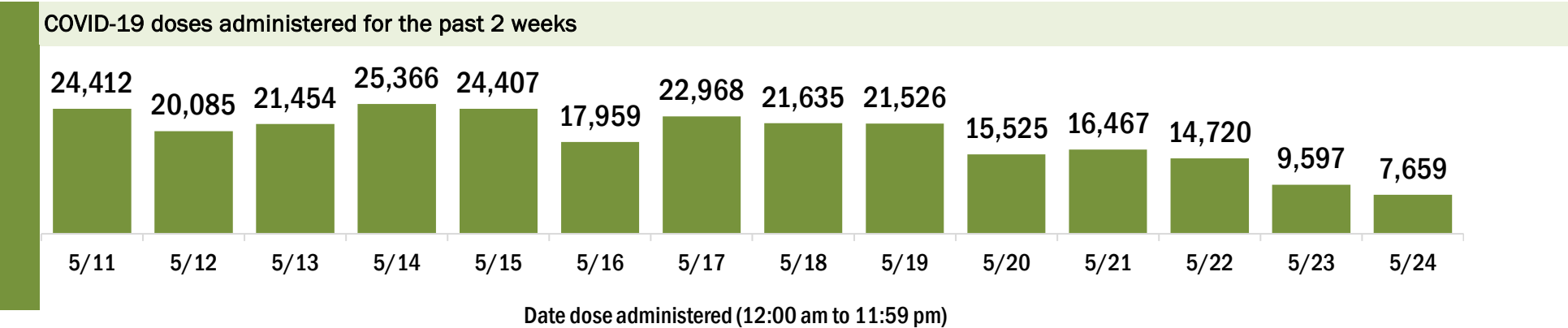
Data in this report are provisional and subject to change.

Data in this summary pertain to COVID-19 vaccines approved by the U.S. Food and Drug Administration and have been issued an Emergency Use Authorization (Janssen COVID-19 Vaccine, Moderna COVID-19 Vaccine and Pfizer-BioNTech COVID-19 Vaccine). These data summarize the number of people who have received either their first dose or have completed the series for a COVID-19 vaccine. **A person can only be counted in one category, first dose or series complete.** For persons receiving Moderna or Pfizer vaccines, once they receive their second dose, they are moved from the first dose column to the series completed column. **Because of this, the total first dose category may show a change from report to report not matching the total receiving their first dose from the previous day.** Persons receiving Johnson & Johnson vaccines will always be counted in the series completed column.

COVID-19 doses for vaccinated persons in Florida	
Doses administered	2,480,451
People receiving one dose of a 1-dose series (Johnson & Johnson) or receiving only one dose of a 2-dose series (Moderna, Pfizer) count once. Persons receiving both doses of a 2-dose series count twice.	

Current status of persons vaccinated for COVID-19 in Florida	
Total people vaccinated	1,493,183
First dose	352,845
Series completed	1,140,338
Completed 1-dose series	153,070
Completed 2-dose series	987,268
First dose: current number of people who have only received their first dose of the Moderna or Pfizer vaccine.	
Series complete: current number of people who have received both Moderna or Pfizer vaccine doses or one Johnson & Johnson dose and are considered fully immunized.	

Demographic summary	First dose	Series complete	Total people vaccinated
Age group	352,845	1,140,338	1,493,183
12-14 years	11,570	0	11,570
15-24 years	43,367	78,817	122,184
25-34 years	50,657	123,718	174,375
35-44 years	57,959	163,999	221,958
45-54 years	61,335	210,752	272,087
55-64 years	54,530	228,376	282,906
65-74 years	41,831	185,107	226,938
75-84 years	21,970	108,389	130,359
85+ years	9,626	41,180	50,806
Race	352,845	1,140,338	1,493,183
White	229,916	802,294	1,032,210
Black	22,782	70,859	93,641
American Indian/Alaskan	2,205	2,809	5,014
Other	46,048	125,978	172,026
Unknown	51,894	138,398	190,292
Other race includes Asian, native Hawaiian/Pacific Islander, or other.			
Ethnicity	352,845	1,140,338	1,493,183
Hispanic	190,839	570,461	761,300
Non-Hispanic	53,781	224,233	278,014
Unknown	108,225	345,644	453,869
Gender	352,845	1,140,338	1,493,183
Female	182,724	611,188	793,912
Male	167,754	527,151	694,905
Unknown	2,367	1,999	4,366



COVID-19: Desoto County vaccine summary

Vaccination data through May 24, 2021 as of May 25, 2021 at 12:05 AM

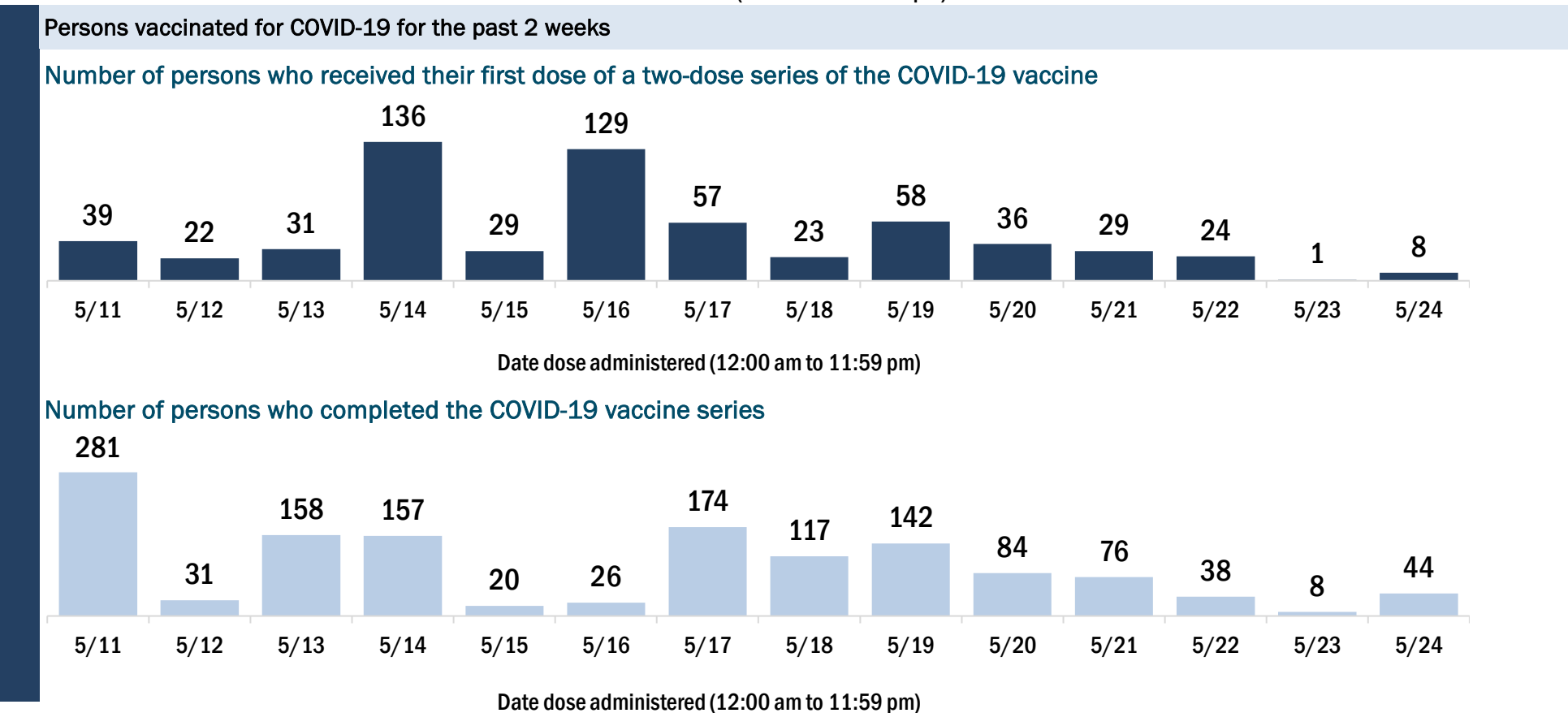
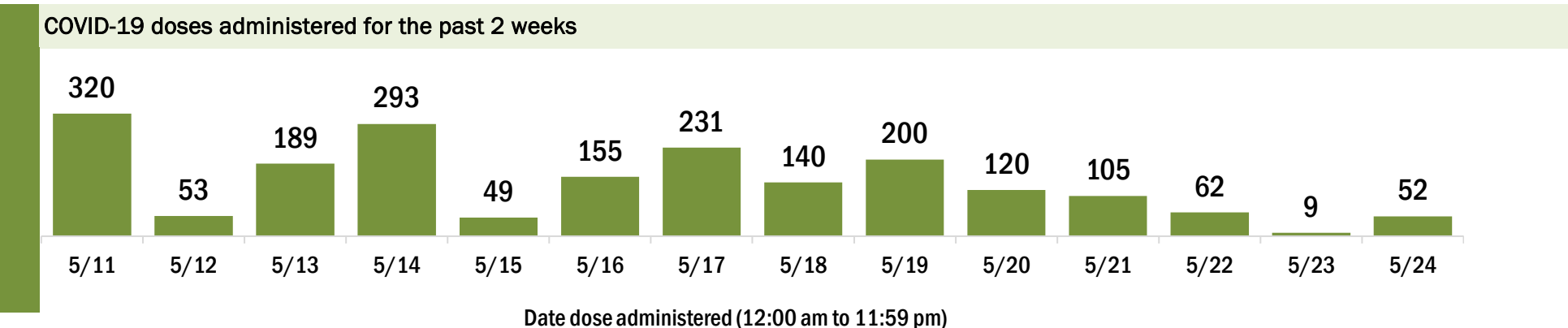
Data in this report are provisional and subject to change.

Data in this summary pertain to COVID-19 vaccines approved by the U.S. Food and Drug Administration and have been issued an Emergency Use Authorization (Janssen COVID-19 Vaccine, Moderna COVID-19 Vaccine and Pfizer-BioNTech COVID-19 Vaccine). These data summarize the number of people who have received either their first dose or have completed the series for a COVID-19 vaccine. **A person can only be counted in one category, first dose or series complete.** For persons receiving Moderna or Pfizer vaccines, once they receive their second dose, they are moved from the first dose column to the series completed column. **Because of this, the total first dose category may show a change from report to report not matching the total receiving their first dose from the previous day.** Persons receiving Johnson & Johnson vaccines will always be counted in the series completed column.

COVID-19 doses for vaccinated persons in Florida	
Doses administered	22,160
People receiving one dose of a 1-dose series (Johnson & Johnson) or receiving only one dose of a 2-dose series (Moderna, Pfizer) count once. Persons receiving both doses of a 2-dose series count twice.	

Current status of persons vaccinated for COVID-19 in Florida	
Total people vaccinated	13,439
First dose	3,867
Series completed	9,572
Completed 1-dose series	851
Completed 2-dose series	8,721
First dose: current number of people who have only received their first dose of the Moderna or Pfizer vaccine.	
Series complete: current number of people who have received both Moderna or Pfizer vaccine doses or one Johnson & Johnson dose and are considered fully immunized.	

Demographic summary	First dose	Series complete	Total people vaccinated
Age group	3,867	9,572	13,439
12-14 years	27	0	27
15-24 years	364	385	749
25-34 years	511	619	1,130
35-44 years	606	716	1,322
45-54 years	694	953	1,647
55-64 years	730	1,679	2,409
65-74 years	549	2,895	3,444
75-84 years	305	1,892	2,197
85+ years	81	433	514
Race	3,867	9,572	13,439
White	1,768	6,494	8,262
Black	408	496	904
American Indian/Alaskan	13	37	50
Other	953	1,446	2,399
Unknown	725	1,099	1,824
Other race includes Asian, native Hawaiian/Pacific Islander, or other.			
Ethnicity	3,867	9,572	13,439
Hispanic	1,202	1,603	2,805
Non-Hispanic	1,499	4,542	6,041
Unknown	1,166	3,427	4,593
Gender	3,867	9,572	13,439
Female	1,184	4,915	6,099
Male	2,683	4,656	7,339
Unknown	0	1	1



COVID-19: Dixie County vaccine summary

Vaccination data through May 24, 2021 as of May 25, 2021 at 12:05 AM

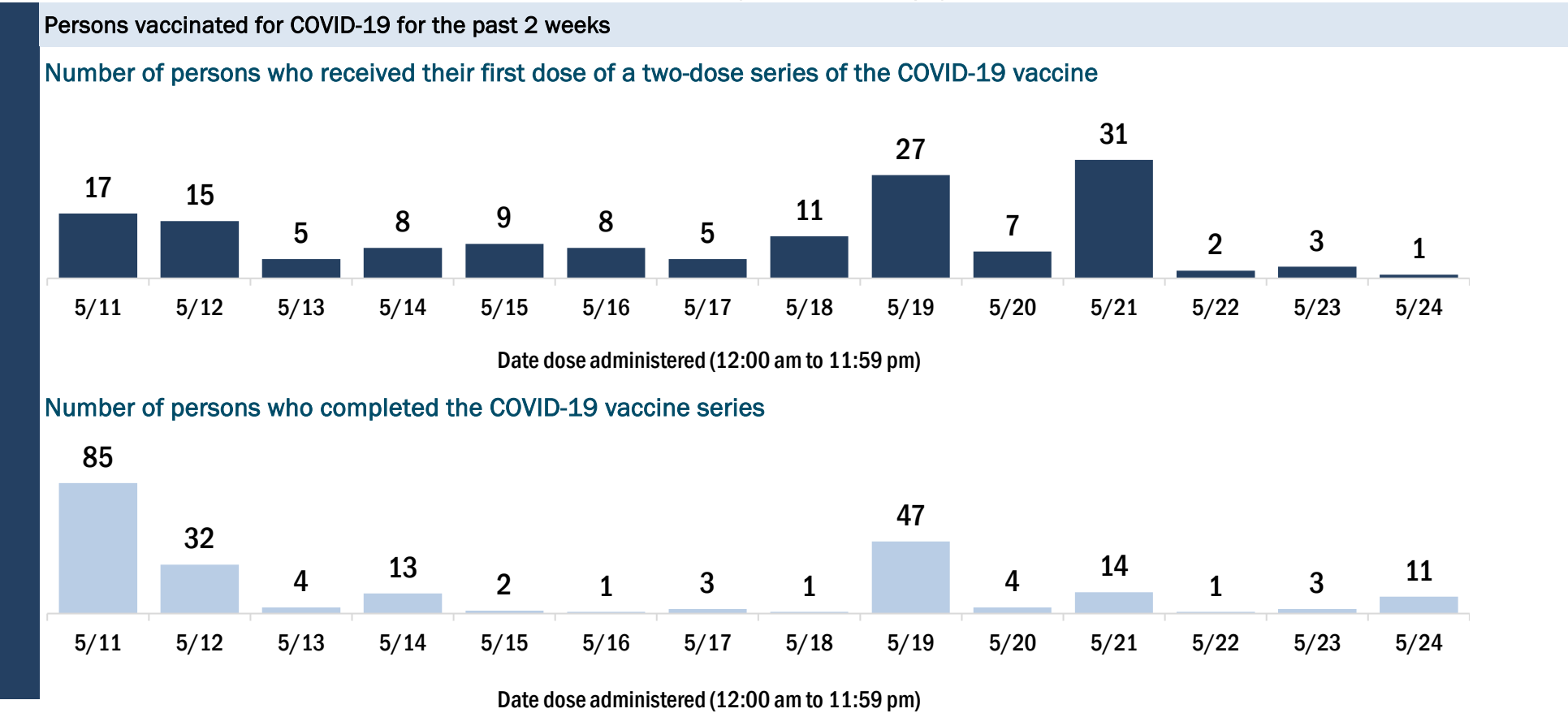
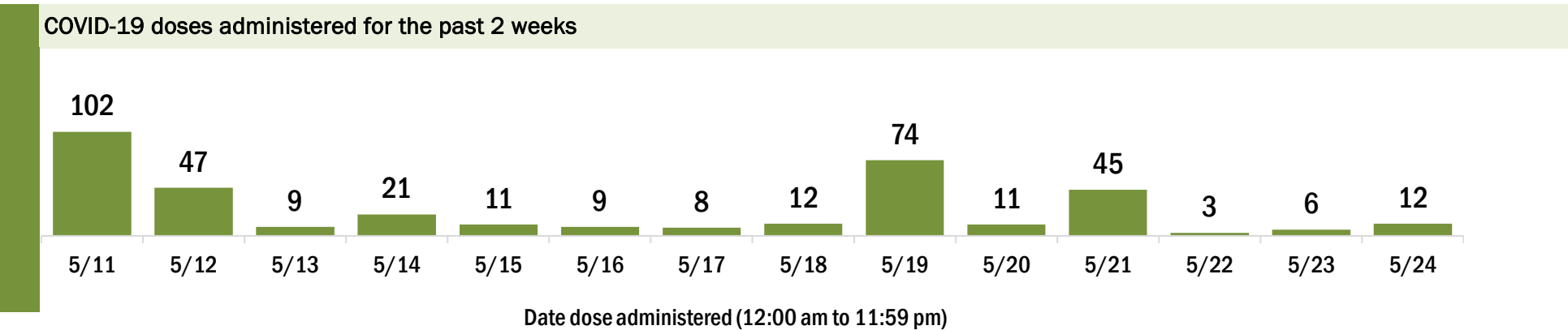
Data in this report are provisional and subject to change.

Data in this summary pertain to COVID-19 vaccines approved by the U.S. Food and Drug Administration and have been issued an Emergency Use Authorization (Janssen COVID-19 Vaccine, Moderna COVID-19 Vaccine and Pfizer-BioNTech COVID-19 Vaccine). These data summarize the number of people who have received either their first dose or have completed the series for a COVID-19 vaccine. **A person can only be counted in one category, first dose or series complete.** For persons receiving Moderna or Pfizer vaccines, once they receive their second dose, they are moved from the first dose column to the series completed column. **Because of this, the total first dose category may show a change from report to report not matching the total receiving their first dose from the previous day.** Persons receiving Johnson & Johnson vaccines will always be counted in the series completed column.

COVID-19 doses for vaccinated persons in Florida	
Doses administered	6,848
People receiving one dose of a 1-dose series (Johnson & Johnson) or receiving only one dose of a 2-dose series (Moderna, Pfizer) count once. Persons receiving both doses of a 2-dose series count twice.	

Current status of persons vaccinated for COVID-19 in Florida	
Total people vaccinated	4,126
First dose	960
Series completed	3,166
Completed 1-dose series	444
Completed 2-dose series	2,722
First dose: current number of people who have only received their first dose of the Moderna or Pfizer vaccine.	
Series complete: current number of people who have received both Moderna or Pfizer vaccine doses or one Johnson & Johnson dose and are considered fully immunized.	

Demographic summary	First dose	Series complete	Total people vaccinated
Age group	960	3,166	4,126
12-14 years	4	0	4
15-24 years	60	48	108
25-34 years	85	66	151
35-44 years	177	150	327
45-54 years	215	264	479
55-64 years	232	739	971
65-74 years	114	1,138	1,252
75-84 years	54	610	664
85+ years	19	151	170
Race	960	3,166	4,126
White	652	2,743	3,395
Black	210	157	367
American Indian/Alaskan	3	18	21
Other	64	85	149
Unknown	31	163	194
Other race includes Asian, native Hawaiian/Pacific Islander, or other.			
Ethnicity	960	3,166	4,126
Hispanic	55	68	123
Non-Hispanic	764	2,410	3,174
Unknown	141	688	829
Gender	960	3,166	4,126
Female	218	1,629	1,847
Male	742	1,537	2,279
Unknown	0	0	0



COVID-19: Duval County vaccine summary

Vaccination data through May 24, 2021 as of May 25, 2021 at 12:05 AM

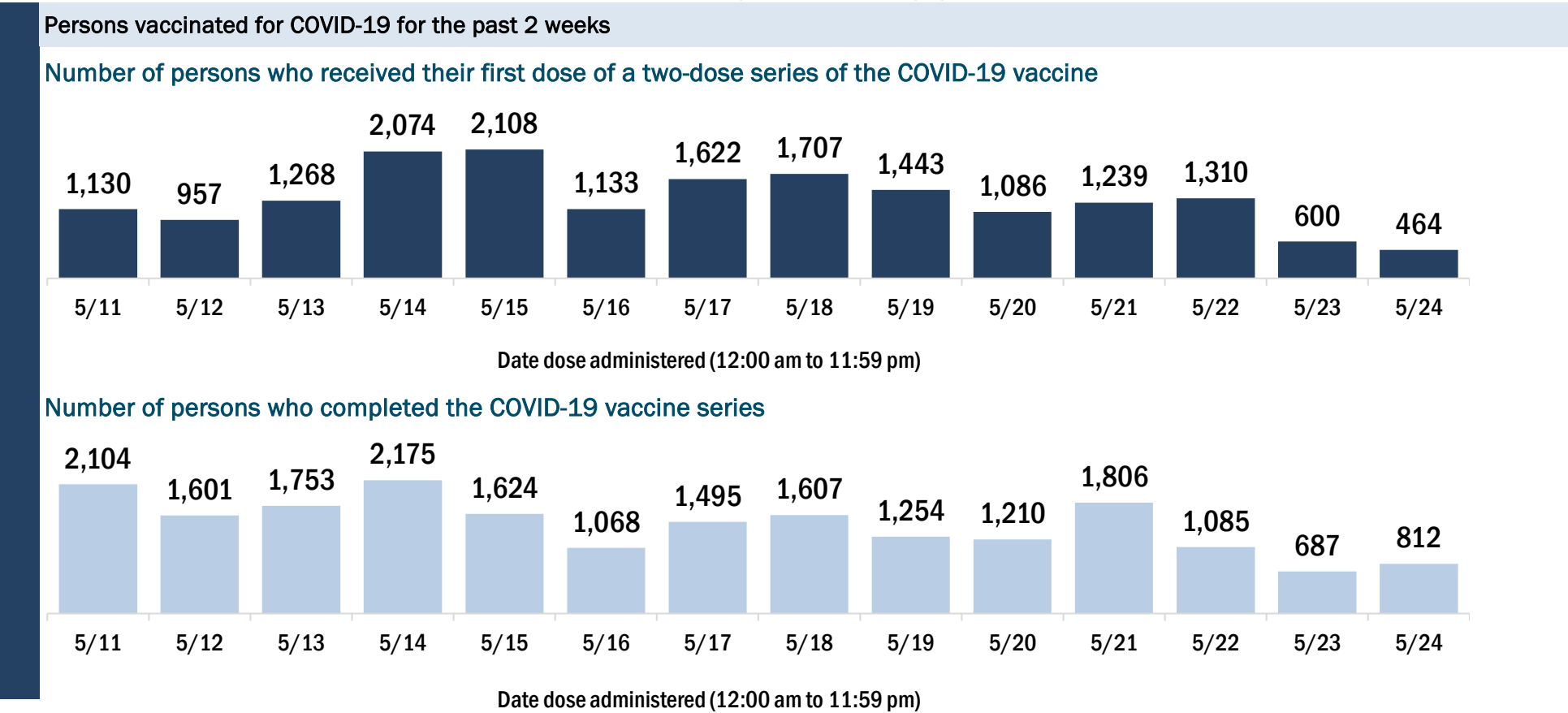
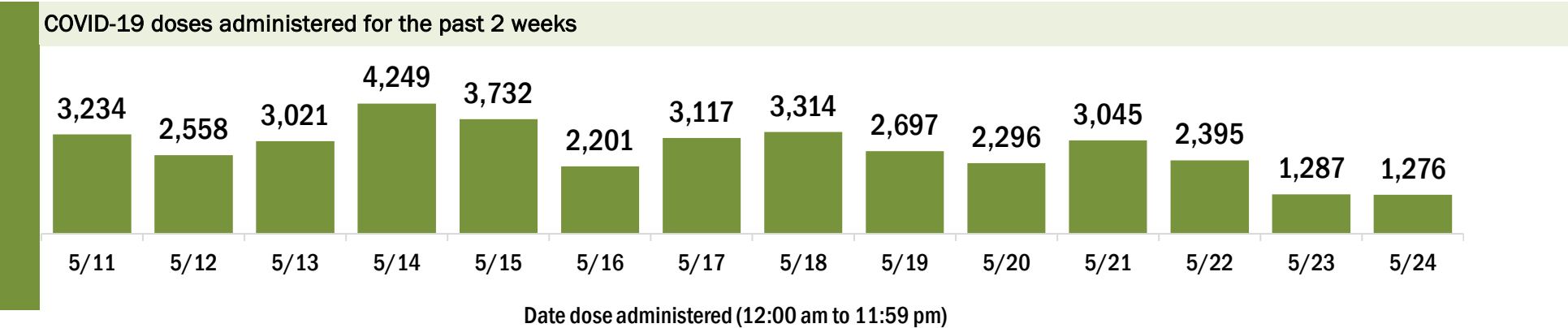
Data in this report are provisional and subject to change.

Data in this summary pertain to COVID-19 vaccines approved by the U.S. Food and Drug Administration and have been issued an Emergency Use Authorization (Janssen COVID-19 Vaccine, Moderna COVID-19 Vaccine and Pfizer-BioNTech COVID-19 Vaccine). These data summarize the number of people who have received either their first dose or have completed the series for a COVID-19 vaccine. **A person can only be counted in one category, first dose or series complete.** For persons receiving Moderna or Pfizer vaccines, once they receive their second dose, they are moved from the first dose column to the series completed column. **Because of this, the total first dose category may show a change from report to report not matching the total receiving their first dose from the previous day.** Persons receiving Johnson & Johnson vaccines will always be counted in the series completed column.

COVID-19 doses for vaccinated persons in Florida	
Doses administered	631,919
People receiving one dose of a 1-dose series (Johnson & Johnson) or receiving only one dose of a 2-dose series (Moderna, Pfizer) count once. Persons receiving both doses of a 2-dose series count twice.	

Current status of persons vaccinated for COVID-19 in Florida	
Total people vaccinated	362,630
First dose	64,586
Series completed	298,044
Completed 1-dose series	28,755
Completed 2-dose series	269,289
First dose: current number of people who have only received their first dose of the Moderna or Pfizer vaccine.	
Series complete: current number of people who have received both Moderna or Pfizer vaccine doses or one Johnson & Johnson dose and are considered fully immunized.	

Demographic summary	First dose	Series complete	Total people vaccinated
Age group	64,586	298,044	362,630
12-14 years	2,512	0	2,512
15-24 years	8,195	17,347	25,542
25-34 years	9,273	31,824	41,097
35-44 years	9,092	37,339	46,431
45-54 years	9,113	46,376	55,489
55-64 years	10,059	64,906	74,965
65-74 years	10,118	62,487	72,605
75-84 years	4,260	28,074	32,334
85+ years	1,964	9,691	11,655
Race	64,586	298,044	362,630
White	31,457	170,115	201,572
Black	10,799	49,271	60,070
American Indian/Alaskan	232	739	971
Other	9,712	39,298	49,010
Unknown	12,386	38,621	51,007
Other race includes Asian, native Hawaiian/Pacific Islander, or other.			
Ethnicity	64,586	298,044	362,630
Hispanic	5,391	18,128	23,519
Non-Hispanic	38,593	212,033	250,626
Unknown	20,602	67,883	88,485
Gender	64,586	298,044	362,630
Female	33,419	167,334	200,753
Male	28,705	130,508	159,213
Unknown	2,462	202	2,664



COVID-19: Escambia County vaccine summary

Vaccination data through May 24, 2021 as of May 25, 2021 at 12:05 AM

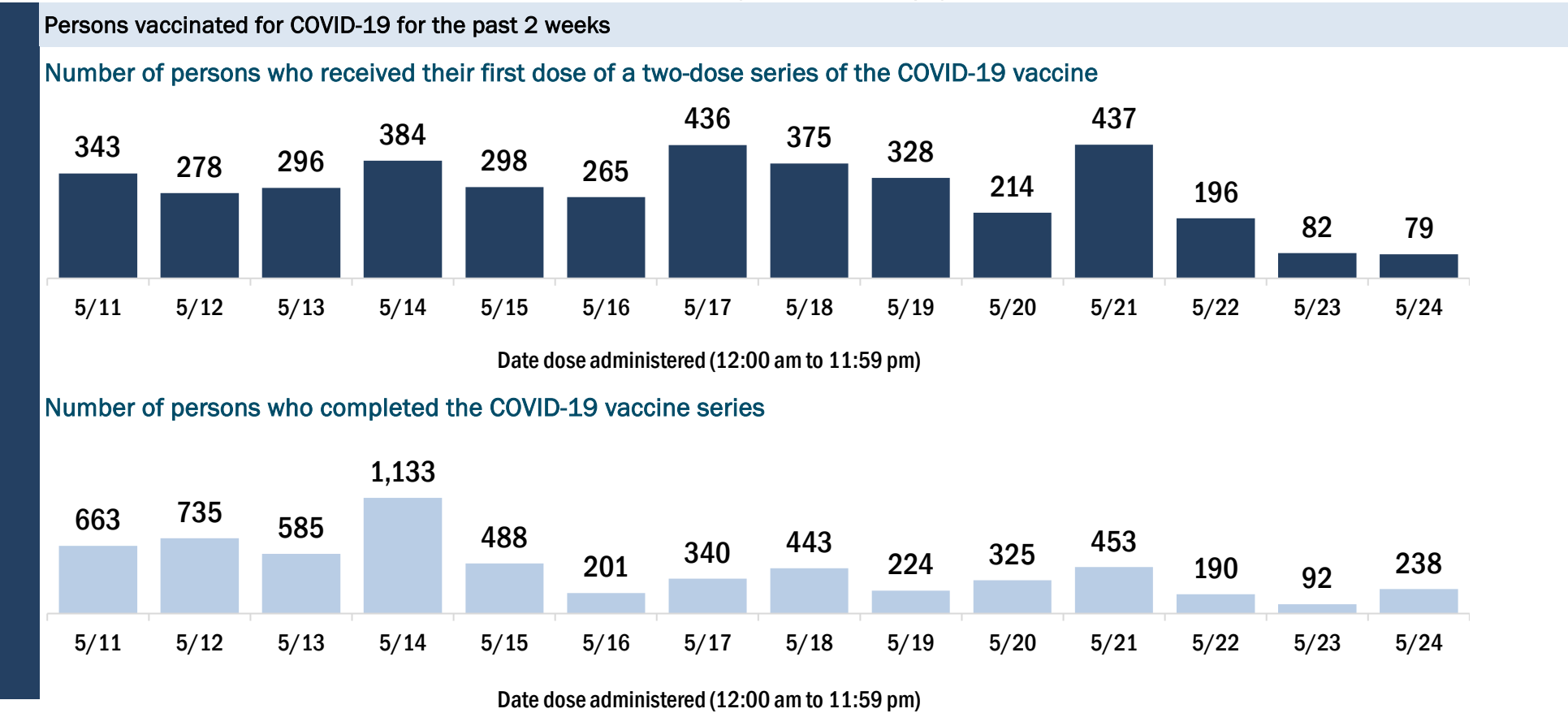
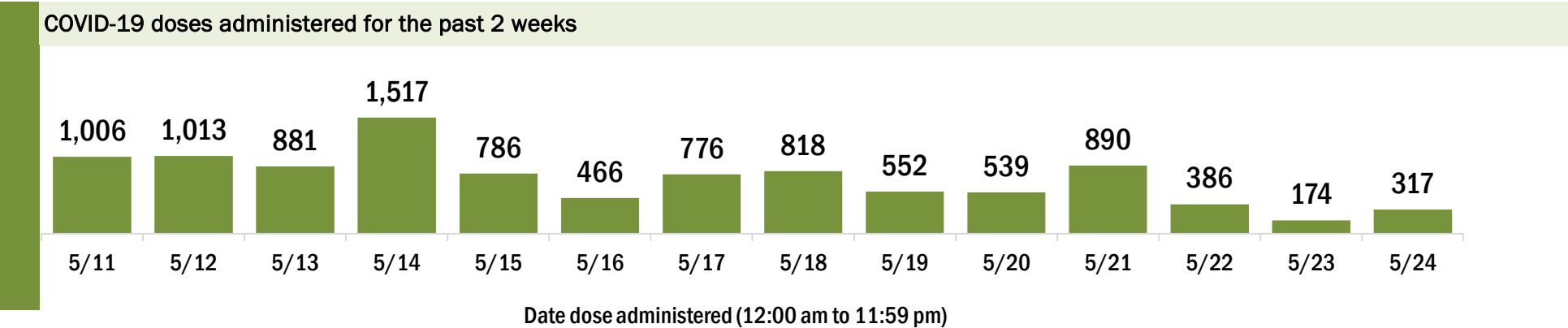
Data in this report are provisional and subject to change.

Data in this summary pertain to COVID-19 vaccines approved by the U.S. Food and Drug Administration and have been issued an Emergency Use Authorization (Janssen COVID-19 Vaccine, Moderna COVID-19 Vaccine and Pfizer-BioNTech COVID-19 Vaccine). These data summarize the number of people who have received either their first dose or have completed the series for a COVID-19 vaccine. **A person can only be counted in one category, first dose or series complete.** For persons receiving Moderna or Pfizer vaccines, once they receive their second dose, they are moved from the first dose column to the series completed column. **Because of this, the total first dose category may show a change from report to report not matching the total receiving their first dose from the previous day.** Persons receiving Johnson & Johnson vaccines will always be counted in the series completed column.

COVID-19 doses for vaccinated persons in Florida	
Doses administered	186,430
People receiving one dose of a 1-dose series (Johnson & Johnson) or receiving only one dose of a 2-dose series (Moderna, Pfizer) count once. Persons receiving both doses of a 2-dose series count twice.	

Current status of persons vaccinated for COVID-19 in Florida	
Total people vaccinated	107,134
First dose	19,277
Series completed	87,857
Completed 1-dose series	8,561
Completed 2-dose series	79,296
First dose: current number of people who have only received their first dose of the Moderna or Pfizer vaccine.	
Series complete: current number of people who have received both Moderna or Pfizer vaccine doses or one Johnson & Johnson dose and are considered fully immunized.	

Demographic summary	First dose	Series complete	Total people vaccinated
Age group	19,277	87,857	107,134
12-14 years	394	0	394
15-24 years	2,236	4,552	6,788
25-34 years	2,694	7,184	9,878
35-44 years	2,318	8,148	10,466
45-54 years	2,582	11,245	13,827
55-64 years	3,301	19,400	22,701
65-74 years	3,248	21,819	25,067
75-84 years	1,757	11,448	13,205
85+ years	747	4,061	4,808
Race	19,277	87,857	107,134
White	10,021	53,074	63,095
Black	3,006	12,653	15,659
American Indian/Alaskan	121	627	748
Other	1,948	8,386	10,334
Unknown	4,181	13,117	17,298
Other race includes Asian, native Hawaiian/Pacific Islander, or other.			
Ethnicity	19,277	87,857	107,134
Hispanic	868	2,672	3,540
Non-Hispanic	10,892	61,414	72,306
Unknown	7,517	23,771	31,288
Gender	19,277	87,857	107,134
Female	10,630	50,259	60,889
Male	8,589	37,494	46,083
Unknown	58	104	162



COVID-19: Flagler County vaccine summary

Vaccination data through May 24, 2021 as of May 25, 2021 at 12:05 AM

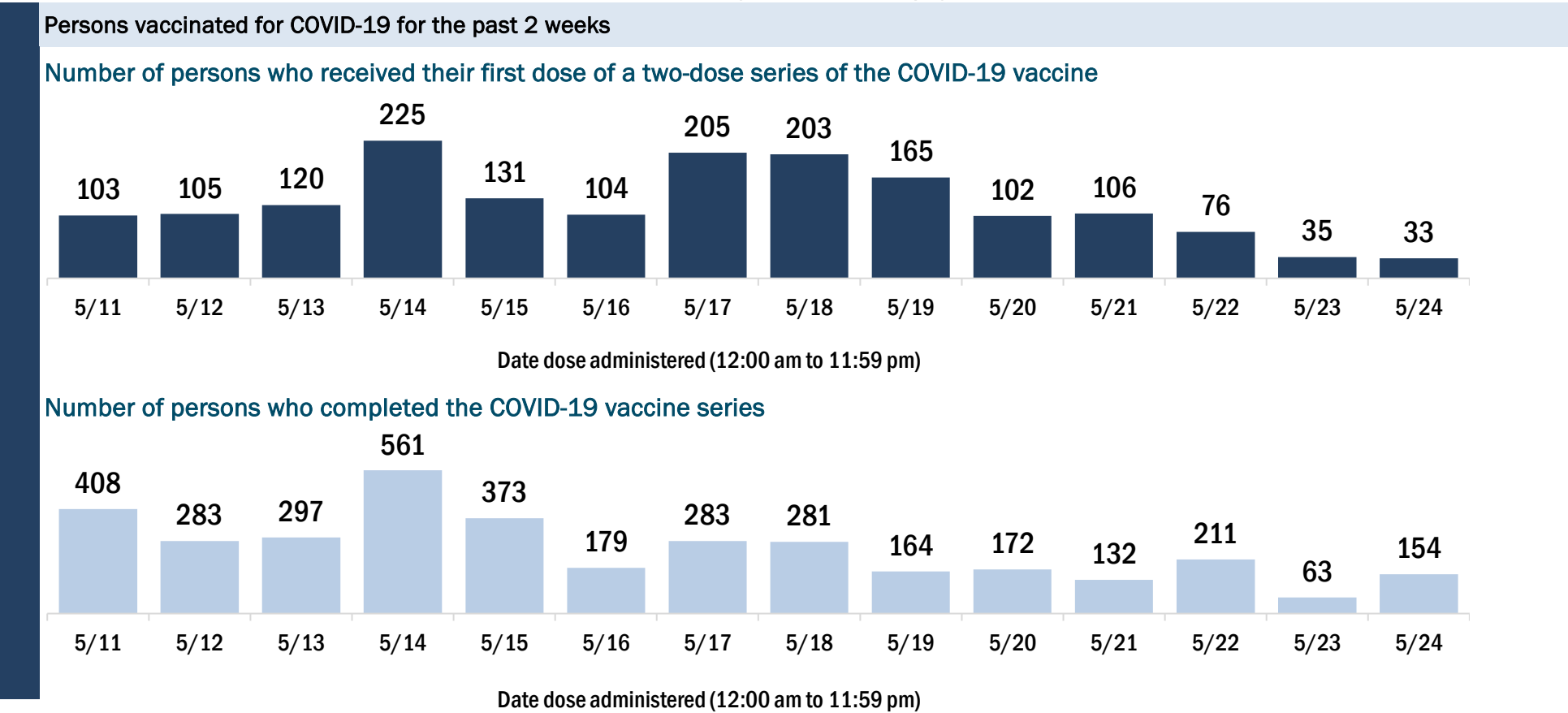
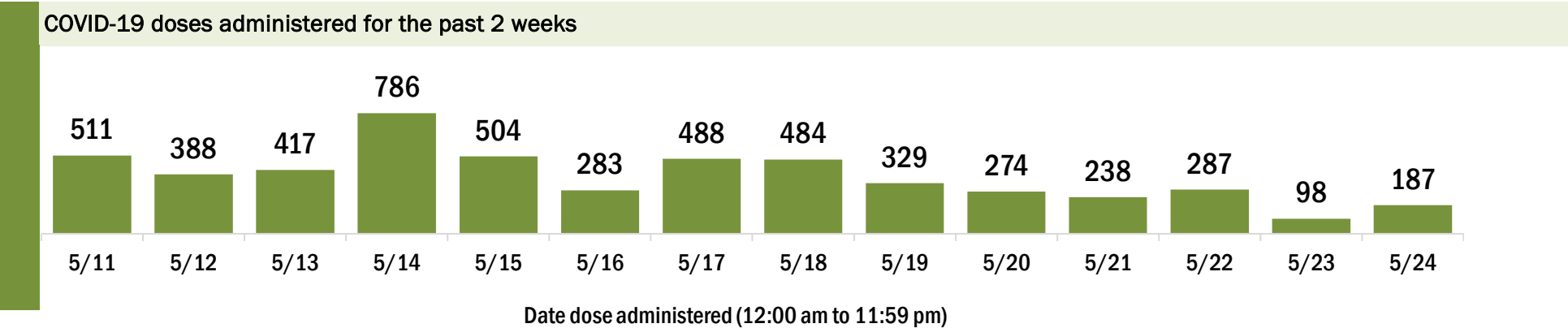
Data in this report are provisional and subject to change.

Data in this summary pertain to COVID-19 vaccines approved by the U.S. Food and Drug Administration and have been issued an Emergency Use Authorization (Janssen COVID-19 Vaccine, Moderna COVID-19 Vaccine and Pfizer-BioNTech COVID-19 Vaccine). These data summarize the number of people who have received either their first dose or have completed the series for a COVID-19 vaccine. **A person can only be counted in one category, first dose or series complete.** For persons receiving Moderna or Pfizer vaccines, once they receive their second dose, they are moved from the first dose column to the series completed column. **Because of this, the total first dose category may show a change from report to report not matching the total receiving their first dose from the previous day.** Persons receiving Johnson & Johnson vaccines will always be counted in the series completed column.

COVID-19 doses for vaccinated persons in Florida	
Doses administered	102,030
People receiving one dose of a 1-dose series (Johnson & Johnson) or receiving only one dose of a 2-dose series (Moderna, Pfizer) count once. Persons receiving both doses of a 2-dose series count twice.	

Current status of persons vaccinated for COVID-19 in Florida	
Total people vaccinated	56,962
First dose	8,740
Series completed	48,222
Completed 1-dose series	3,154
Completed 2-dose series	45,068
First dose: current number of people who have only received their first dose of the Moderna or Pfizer vaccine.	
Series complete: current number of people who have received both Moderna or Pfizer vaccine doses or one Johnson & Johnson dose and are considered fully immunized.	

Demographic summary	First dose	Series complete	Total people vaccinated
Age group	8,740	48,222	56,962
12-14 years	181	0	181
15-24 years	803	1,623	2,426
25-34 years	683	1,868	2,551
35-44 years	886	3,002	3,888
45-54 years	1,213	4,954	6,167
55-64 years	1,904	9,490	11,394
65-74 years	1,625	15,696	17,321
75-84 years	1,019	9,094	10,113
85+ years	426	2,495	2,921
Race	8,740	48,222	56,962
White	5,194	32,437	37,631
Black	645	3,197	3,842
American Indian/Alaskan	50	278	328
Other	887	4,384	5,271
Unknown	1,964	7,926	9,890
Other race includes Asian, native Hawaiian/Pacific Islander, or other.			
Ethnicity	8,740	48,222	56,962
Hispanic	873	3,249	4,122
Non-Hispanic	4,768	29,191	33,959
Unknown	3,099	15,782	18,881
Gender	8,740	48,222	56,962
Female	4,636	26,727	31,363
Male	4,033	21,255	25,288
Unknown	71	240	311



COVID-19: Franklin County vaccine summary

Vaccination data through May 24, 2021 as of May 25, 2021 at 12:05 AM

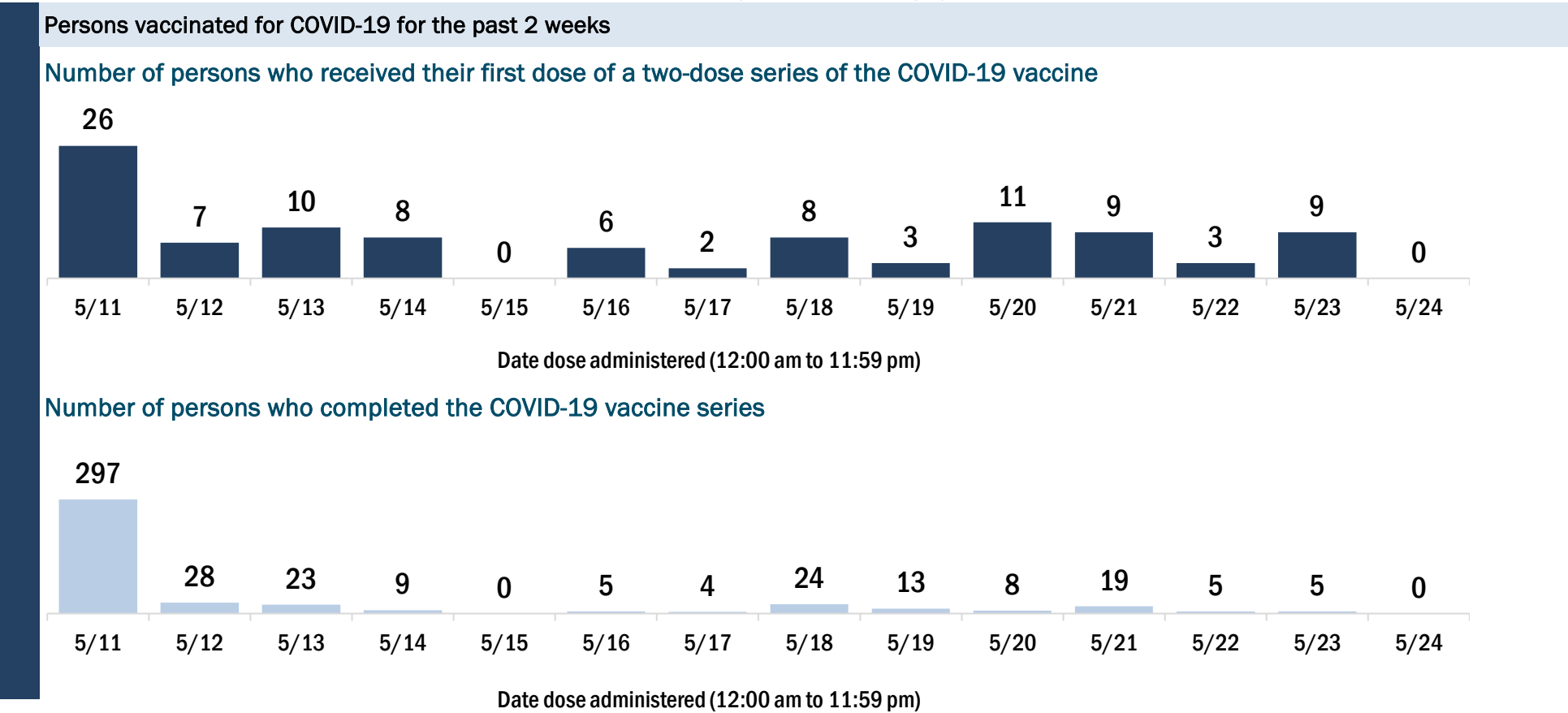
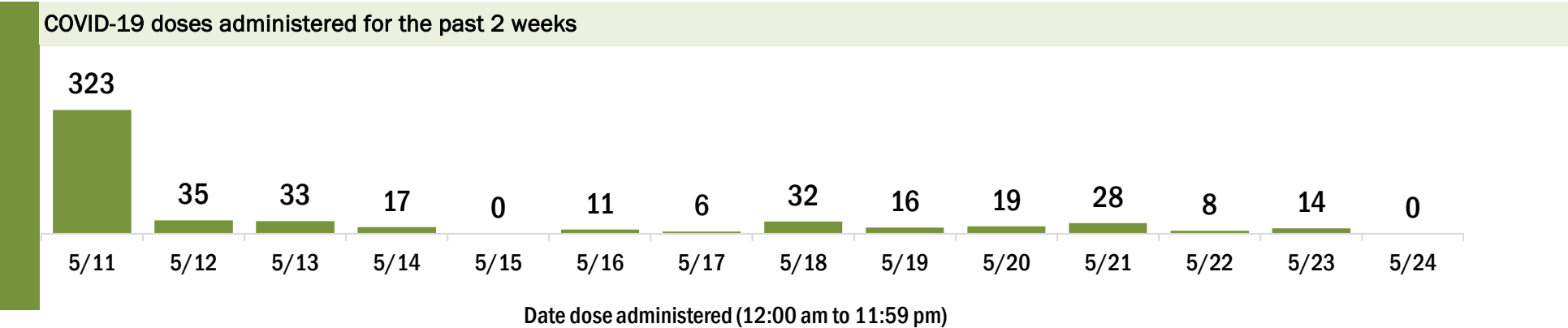
Data in this report are provisional and subject to change.

Data in this summary pertain to COVID-19 vaccines approved by the U.S. Food and Drug Administration and have been issued an Emergency Use Authorization (Janssen COVID-19 Vaccine, Moderna COVID-19 Vaccine and Pfizer-BioNTech COVID-19 Vaccine). These data summarize the number of people who have received either their first dose or have completed the series for a COVID-19 vaccine. **A person can only be counted in one category, first dose or series complete.** For persons receiving Moderna or Pfizer vaccines, once they receive their second dose, they are moved from the first dose column to the series completed column. **Because of this, the total first dose category may show a change from report to report not matching the total receiving their first dose from the previous day.** Persons receiving Johnson & Johnson vaccines will always be counted in the series completed column.

COVID-19 doses for vaccinated persons in Florida	
Doses administered	8,050
People receiving one dose of a 1-dose series (Johnson & Johnson) or receiving only one dose of a 2-dose series (Moderna, Pfizer) count once. Persons receiving both doses of a 2-dose series count twice.	

Current status of persons vaccinated for COVID-19 in Florida	
Total people vaccinated	4,345
First dose	496
Series completed	3,849
Completed 1-dose series	144
Completed 2-dose series	3,705
First dose: current number of people who have only received their first dose of the Moderna or Pfizer vaccine.	
Series complete: current number of people who have received both Moderna or Pfizer vaccine doses or one Johnson & Johnson dose and are considered fully immunized.	

Demographic summary	First dose	Series complete	Total people vaccinated
Age group	496	3,849	4,345
12-14 years	3	0	3
15-24 years	21	61	82
25-34 years	64	146	210
35-44 years	60	233	293
45-54 years	72	393	465
55-64 years	108	849	957
65-74 years	120	1,391	1,511
75-84 years	36	648	684
85+ years	12	128	140
Race	496	3,849	4,345
White	362	3,311	3,673
Black	71	290	361
American Indian/Alaskan	0	10	10
Other	30	150	180
Unknown	33	88	121
Other race includes Asian, native Hawaiian/Pacific Islander, or other.			
Ethnicity	496	3,849	4,345
Hispanic	14	55	69
Non-Hispanic	333	3,060	3,393
Unknown	149	734	883
Gender	496	3,849	4,345
Female	216	1,879	2,095
Male	280	1,970	2,250
Unknown	0	0	0



COVID-19: Gadsden County vaccine summary

Vaccination data through May 24, 2021 as of May 25, 2021 at 12:05 AM

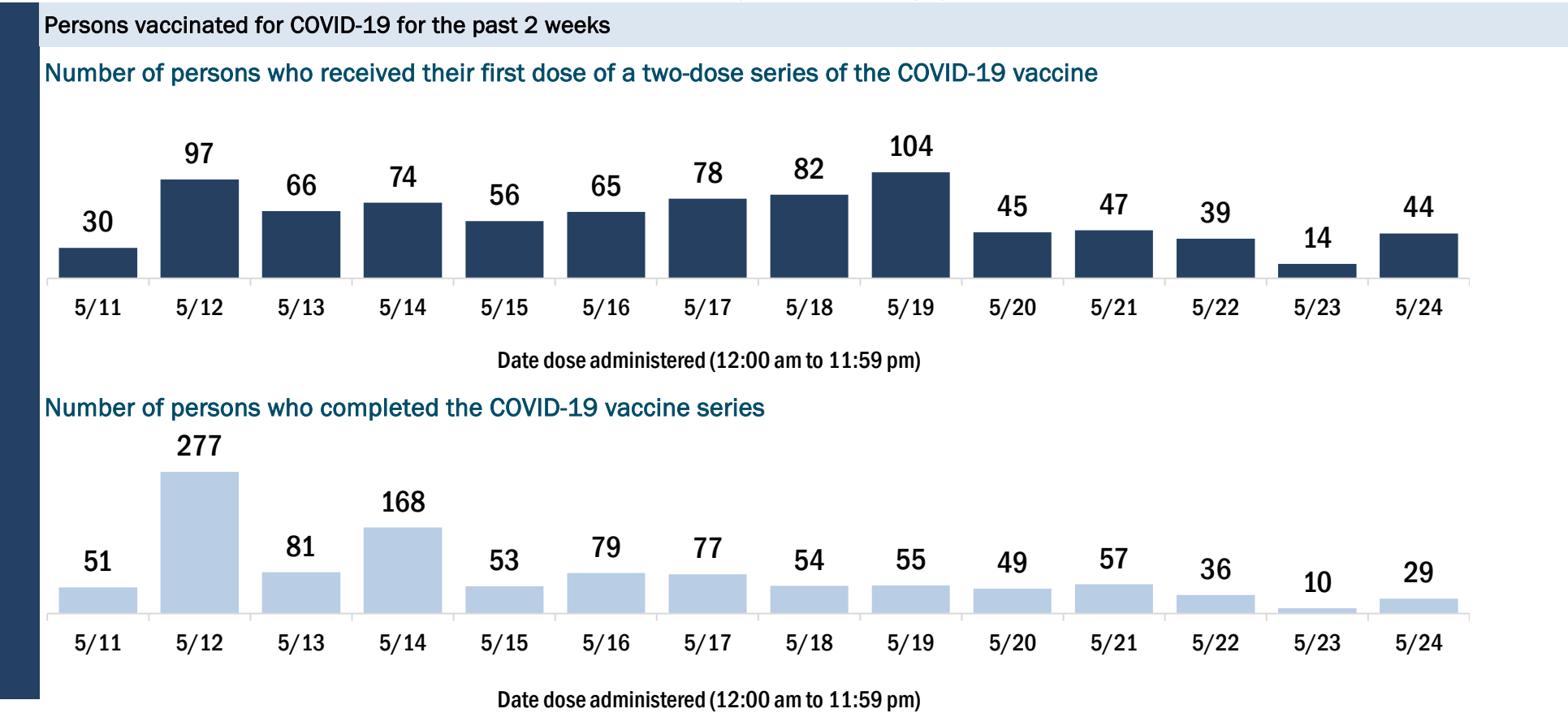
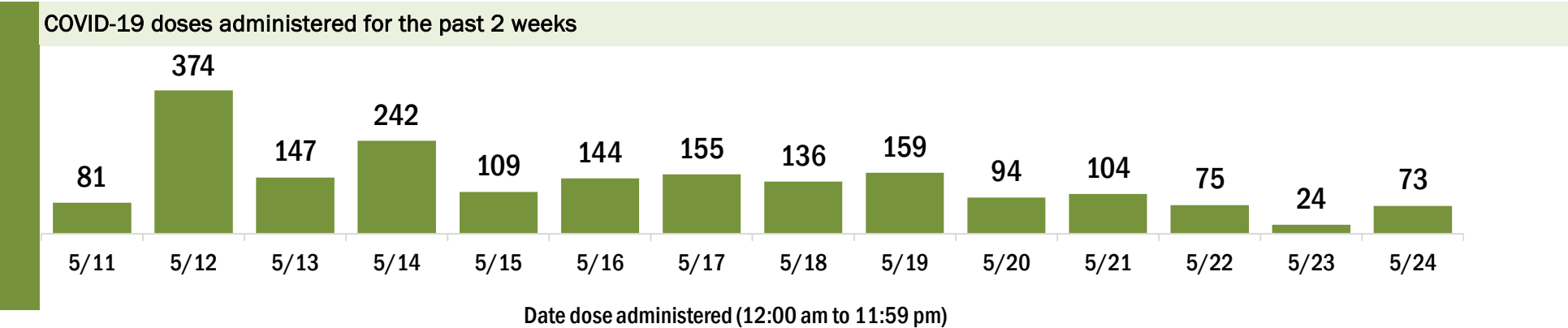
Data in this report are provisional and subject to change.

Data in this summary pertain to COVID-19 vaccines approved by the U.S. Food and Drug Administration and have been issued an Emergency Use Authorization (Janssen COVID-19 Vaccine, Moderna COVID-19 Vaccine and Pfizer-BioNTech COVID-19 Vaccine). These data summarize the number of people who have received either their first dose or have completed the series for a COVID-19 vaccine. **A person can only be counted in one category, first dose or series complete.** For persons receiving Moderna or Pfizer vaccines, once they receive their second dose, they are moved from the first dose column to the series completed column. **Because of this, the total first dose category may show a change from report to report not matching the total receiving their first dose from the previous day.** Persons receiving Johnson & Johnson vaccines will always be counted in the series completed column.

COVID-19 doses for vaccinated persons in Florida	
Doses administered	31,636
People receiving one dose of a 1-dose series (Johnson & Johnson) or receiving only one dose of a 2-dose series (Moderna, Pfizer) count once. Persons receiving both doses of a 2-dose series count twice.	

Current status of persons vaccinated for COVID-19 in Florida	
Total people vaccinated	18,174
First dose	2,828
Series completed	15,346
Completed 1-dose series	1,884
Completed 2-dose series	13,462
First dose: current number of people who have only received their first dose of the Moderna or Pfizer vaccine.	
Series complete: current number of people who have received both Moderna or Pfizer vaccine doses or one Johnson & Johnson dose and are considered fully immunized.	

Demographic summary	First dose	Series complete	Total people vaccinated
Age group	2,828	15,346	18,174
12-14 years	49	0	49
15-24 years	304	498	802
25-34 years	315	991	1,306
35-44 years	477	1,684	2,161
45-54 years	542	2,364	2,906
55-64 years	537	3,537	4,074
65-74 years	366	3,864	4,230
75-84 years	170	1,812	1,982
85+ years	68	596	664
Race	2,828	15,346	18,174
White	768	5,492	6,260
Black	1,295	6,691	7,986
American Indian/Alaskan	10	31	41
Other	394	2,128	2,522
Unknown	361	1,004	1,365
Other race includes Asian, native Hawaiian/Pacific Islander, or other.			
Ethnicity	2,828	15,346	18,174
Hispanic	361	951	1,312
Non-Hispanic	1,660	12,013	13,673
Unknown	807	2,382	3,189
Gender	2,828	15,346	18,174
Female	1,428	9,242	10,670
Male	1,400	6,104	7,504
Unknown	0	0	0



COVID-19: Gilchrist County vaccine summary

Vaccination data through May 24, 2021 as of May 25, 2021 at 12:05 AM

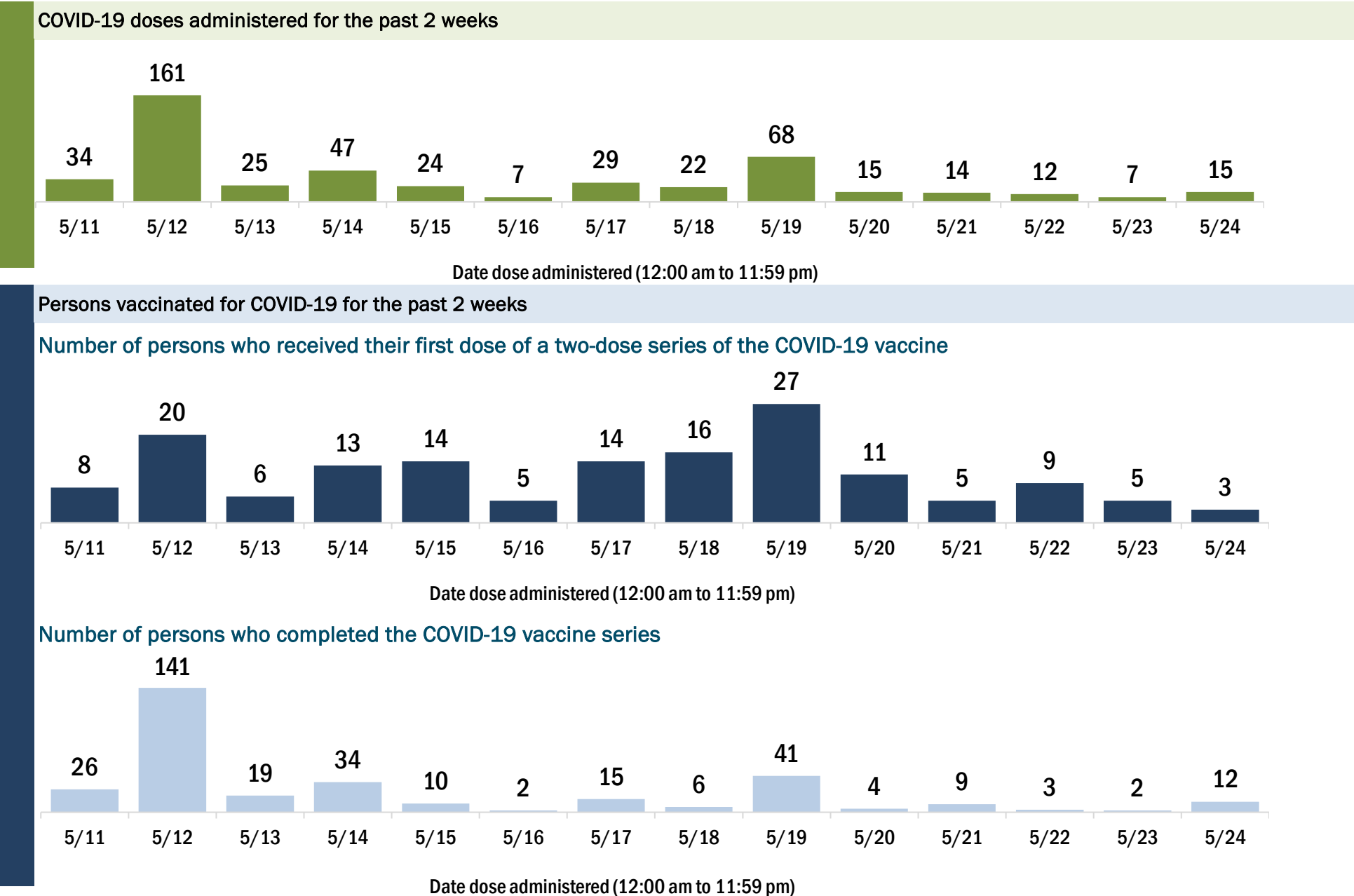
Data in this report are provisional and subject to change.

Data in this summary pertain to COVID-19 vaccines approved by the U.S. Food and Drug Administration and have been issued an Emergency Use Authorization (Janssen COVID-19 Vaccine, Moderna COVID-19 Vaccine and Pfizer-BioNTech COVID-19 Vaccine). These data summarize the number of people who have received either their first dose or have completed the series for a COVID-19 vaccine. **A person can only be counted in one category, first dose or series complete.** For persons receiving Moderna or Pfizer vaccines, once they receive their second dose, they are moved from the first dose column to the series completed column. **Because of this, the total first dose category may show a change from report to report not matching the total receiving their first dose from the previous day.** Persons receiving Johnson & Johnson vaccines will always be counted in the series completed column.

COVID-19 doses for vaccinated persons in Florida	
Doses administered	7,787
People receiving one dose of a 1-dose series (Johnson & Johnson) or receiving only one dose of a 2-dose series (Moderna, Pfizer) count once. Persons receiving both doses of a 2-dose series count twice.	

Current status of persons vaccinated for COVID-19 in Florida	
Total people vaccinated	4,480
First dose	662
Series completed	3,818
Completed 1-dose series	511
Completed 2-dose series	3,307
First dose: current number of people who have only received their first dose of the Moderna or Pfizer vaccine.	
Series complete: current number of people who have received both Moderna or Pfizer vaccine doses or one Johnson & Johnson dose and are considered fully immunized.	

Demographic summary	First dose	Series complete	Total people vaccinated
Age group	662	3,818	4,480
12-14 years	14	0	14
15-24 years	66	108	174
25-34 years	51	166	217
35-44 years	97	243	340
45-54 years	101	444	545
55-64 years	148	832	980
65-74 years	126	1,158	1,284
75-84 years	40	656	696
85+ years	19	211	230
Race	662	3,818	4,480
White	501	2,847	3,348
Black	23	86	109
American Indian/Alaskan	4	15	19
Other	47	269	316
Unknown	87	601	688
Other race includes Asian, native Hawaiian/Pacific Islander, or other.			
Ethnicity	662	3,818	4,480
Hispanic	29	132	161
Non-Hispanic	351	1,854	2,205
Unknown	282	1,832	2,114
Gender	662	3,818	4,480
Female	368	2,115	2,483
Male	294	1,701	1,995
Unknown	0	2	2



COVID-19: Glades County vaccine summary

Vaccination data through May 24, 2021 as of May 25, 2021 at 12:05 AM

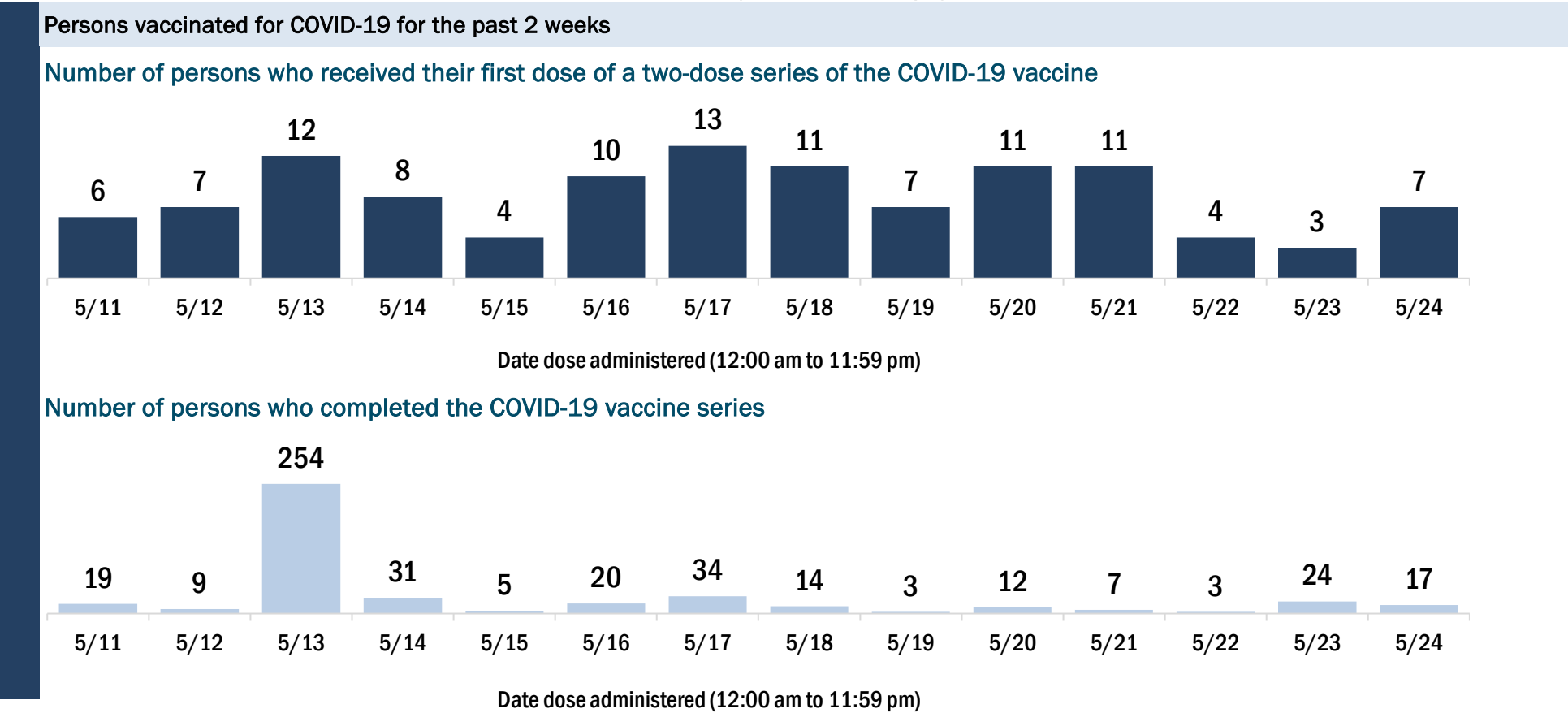
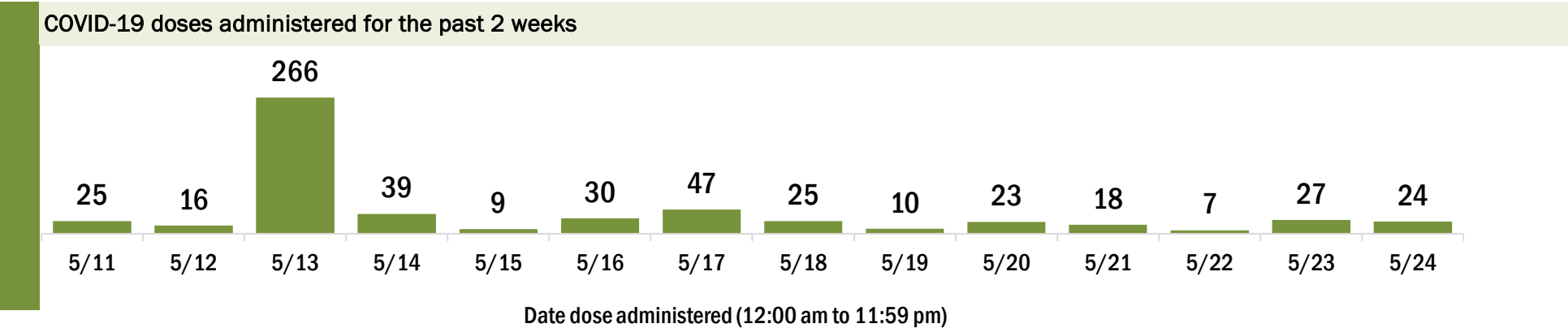
Data in this report are provisional and subject to change.

Data in this summary pertain to COVID-19 vaccines approved by the U.S. Food and Drug Administration and have been issued an Emergency Use Authorization (Janssen COVID-19 Vaccine, Moderna COVID-19 Vaccine and Pfizer-BioNTech COVID-19 Vaccine). These data summarize the number of people who have received either their first dose or have completed the series for a COVID-19 vaccine. **A person can only be counted in one category, first dose or series complete.** For persons receiving Moderna or Pfizer vaccines, once they receive their second dose, they are moved from the first dose column to the series completed column. **Because of this, the total first dose category may show a change from report to report not matching the total receiving their first dose from the previous day.** Persons receiving Johnson & Johnson vaccines will always be counted in the series completed column.

COVID-19 doses for vaccinated persons in Florida	
Doses administered	8,251
People receiving one dose of a 1-dose series (Johnson & Johnson) or receiving only one dose of a 2-dose series (Moderna, Pfizer) count once. Persons receiving both doses of a 2-dose series count twice.	

Current status of persons vaccinated for COVID-19 in Florida	
Total people vaccinated	4,716
First dose	633
Series completed	4,083
Completed 1-dose series	548
Completed 2-dose series	3,535
First dose: current number of people who have only received their first dose of the Moderna or Pfizer vaccine.	
Series complete: current number of people who have received both Moderna or Pfizer vaccine doses or one Johnson & Johnson dose and are considered fully immunized.	

Demographic summary	First dose	Series complete	Total people vaccinated
Age group	633	4,083	4,716
12-14 years	6	0	6
15-24 years	81	200	281
25-34 years	125	325	450
35-44 years	79	259	338
45-54 years	93	316	409
55-64 years	110	644	754
65-74 years	74	1,322	1,396
75-84 years	53	843	896
85+ years	12	174	186
Race	633	4,083	4,716
White	508	3,174	3,682
Black	22	141	163
American Indian/Alaskan	2	24	26
Other	44	263	307
Unknown	57	481	538
Other race includes Asian, native Hawaiian/Pacific Islander, or other.			
Ethnicity	633	4,083	4,716
Hispanic	267	740	1,007
Non-Hispanic	221	1,911	2,132
Unknown	145	1,432	1,577
Gender	633	4,083	4,716
Female	220	1,790	2,010
Male	412	2,292	2,704
Unknown	1	1	2



COVID-19: Gulf County vaccine summary

Vaccination data through May 24, 2021 as of May 25, 2021 at 12:05 AM

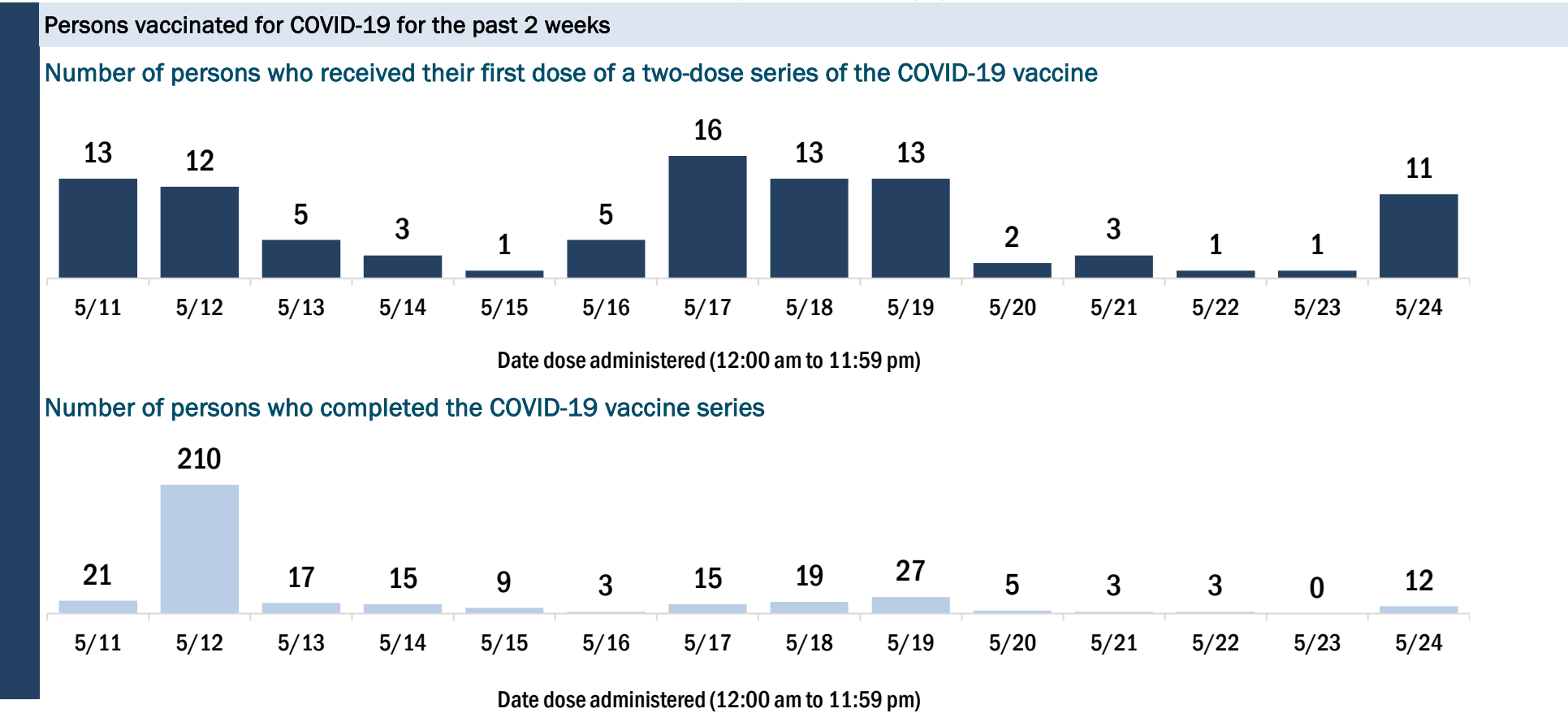
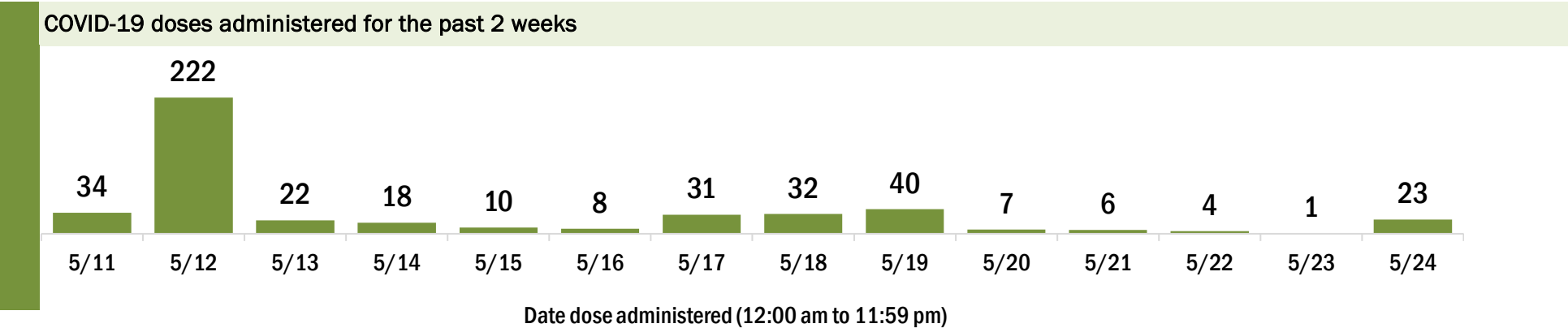
Data in this report are provisional and subject to change.

Data in this summary pertain to COVID-19 vaccines approved by the U.S. Food and Drug Administration and have been issued an Emergency Use Authorization (Janssen COVID-19 Vaccine, Moderna COVID-19 Vaccine and Pfizer-BioNTech COVID-19 Vaccine). These data summarize the number of people who have received either their first dose or have completed the series for a COVID-19 vaccine. **A person can only be counted in one category, first dose or series complete.** For persons receiving Moderna or Pfizer vaccines, once they receive their second dose, they are moved from the first dose column to the series completed column. **Because of this, the total first dose category may show a change from report to report not matching the total receiving their first dose from the previous day.** Persons receiving Johnson & Johnson vaccines will always be counted in the series completed column.

COVID-19 doses for vaccinated persons in Florida	
Doses administered	8,302
People receiving one dose of a 1-dose series (Johnson & Johnson) or receiving only one dose of a 2-dose series (Moderna, Pfizer) count once. Persons receiving both doses of a 2-dose series count twice.	

Current status of persons vaccinated for COVID-19 in Florida	
Total people vaccinated	4,688
First dose	812
Series completed	3,876
Completed 1-dose series	262
Completed 2-dose series	3,614
First dose: current number of people who have only received their first dose of the Moderna or Pfizer vaccine.	
Series complete: current number of people who have received both Moderna or Pfizer vaccine doses or one Johnson & Johnson dose and are considered fully immunized.	

Demographic summary	First dose	Series complete	Total people vaccinated
Age group	812	3,876	4,688
12-14 years	5	0	5
15-24 years	57	84	141
25-34 years	106	148	254
35-44 years	129	218	347
45-54 years	152	395	547
55-64 years	173	742	915
65-74 years	122	1,421	1,543
75-84 years	60	685	745
85+ years	8	183	191
Race	812	3,876	4,688
White	569	3,305	3,874
Black	174	374	548
American Indian/Alaskan	2	13	15
Other	50	119	169
Unknown	17	65	82
Other race includes Asian, native Hawaiian/Pacific Islander, or other.			
Ethnicity	812	3,876	4,688
Hispanic	17	51	68
Non-Hispanic	399	3,232	3,631
Unknown	396	593	989
Gender	812	3,876	4,688
Female	332	1,946	2,278
Male	480	1,930	2,410
Unknown	0	0	0



COVID-19: Hamilton County vaccine summary

Vaccination data through May 24, 2021 as of May 25, 2021 at 12:05 AM

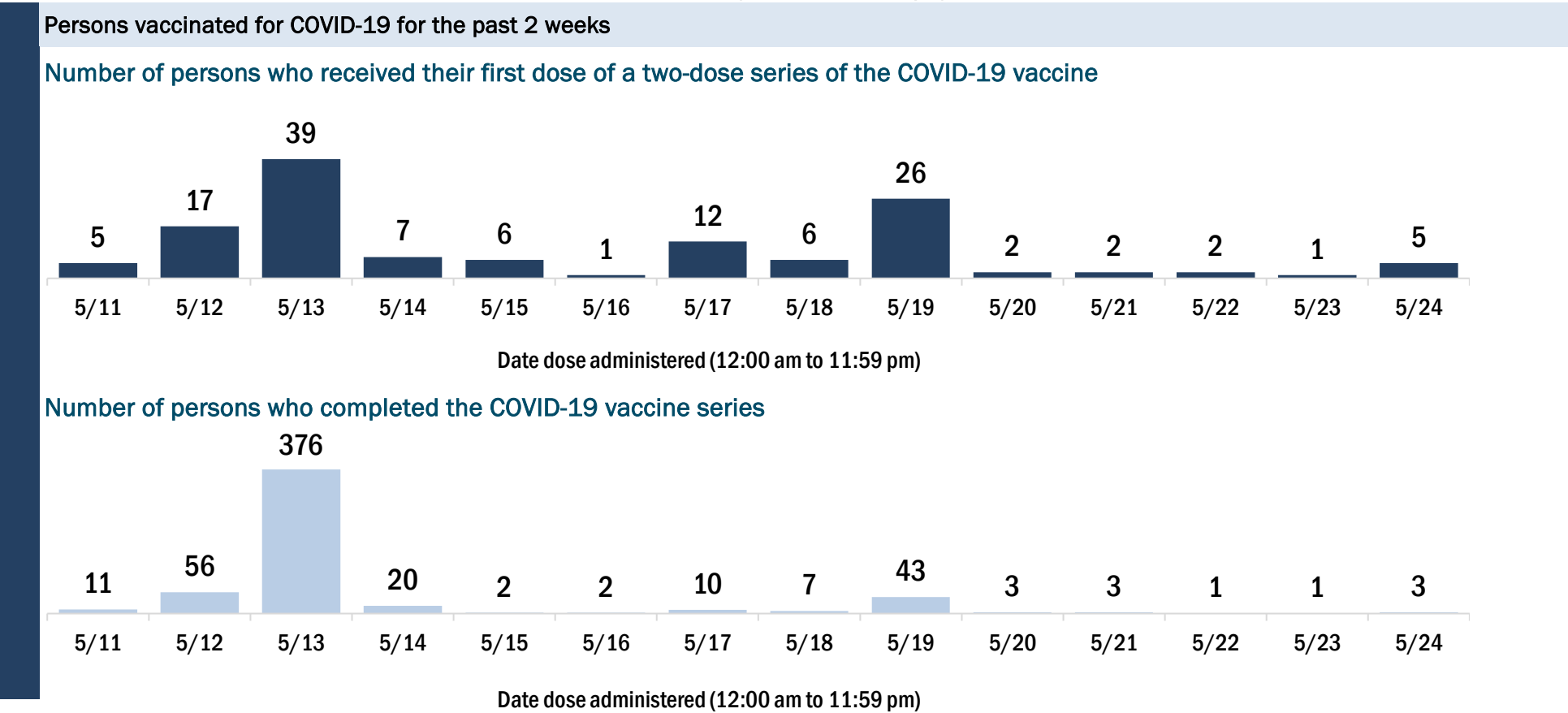
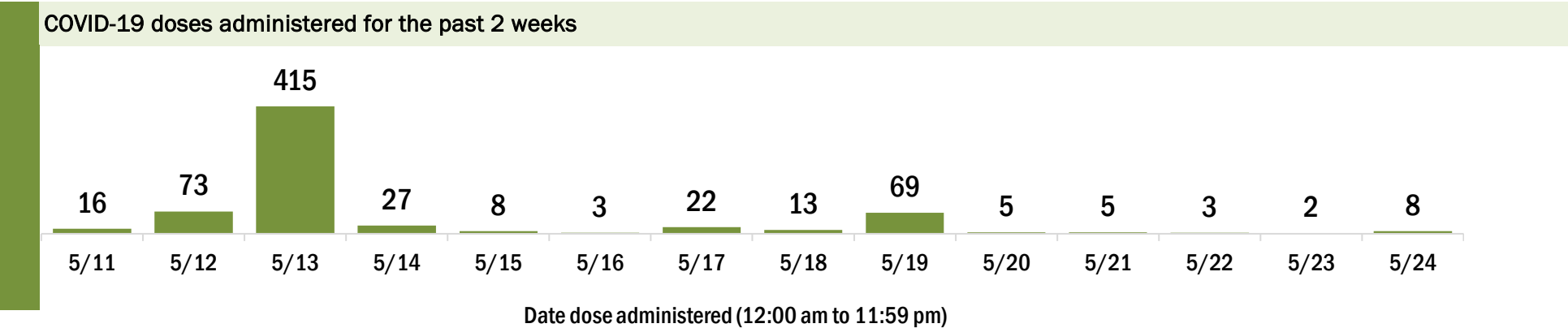
Data in this report are provisional and subject to change.

Data in this summary pertain to COVID-19 vaccines approved by the U.S. Food and Drug Administration and have been issued an Emergency Use Authorization (Janssen COVID-19 Vaccine, Moderna COVID-19 Vaccine and Pfizer-BioNTech COVID-19 Vaccine). These data summarize the number of people who have received either their first dose or have completed the series for a COVID-19 vaccine. **A person can only be counted in one category, first dose or series complete.** For persons receiving Moderna or Pfizer vaccines, once they receive their second dose, they are moved from the first dose column to the series completed column. **Because of this, the total first dose category may show a change from report to report not matching the total receiving their first dose from the previous day.** Persons receiving Johnson & Johnson vaccines will always be counted in the series completed column.

COVID-19 doses for vaccinated persons in Florida	
Doses administered	6,044
People receiving one dose of a 1-dose series (Johnson & Johnson) or receiving only one dose of a 2-dose series (Moderna, Pfizer) count once. Persons receiving both doses of a 2-dose series count twice.	

Current status of persons vaccinated for COVID-19 in Florida	
Total people vaccinated	3,337
First dose	395
Series completed	2,942
Completed 1-dose series	235
Completed 2-dose series	2,707
First dose: current number of people who have only received their first dose of the Moderna or Pfizer vaccine.	
Series complete: current number of people who have received both Moderna or Pfizer vaccine doses or one Johnson & Johnson dose and are considered fully immunized.	

Demographic summary	First dose	Series complete	Total people vaccinated
Age group	395	2,942	3,337
12-14 years	5	0	5
15-24 years	35	66	101
25-34 years	61	153	214
35-44 years	70	223	293
45-54 years	68	344	412
55-64 years	84	662	746
65-74 years	40	930	970
75-84 years	21	439	460
85+ years	11	125	136
Race	395	2,942	3,337
White	192	1,683	1,875
Black	156	807	963
American Indian/Alaskan	2	6	8
Other	26	211	237
Unknown	19	235	254
Other race includes Asian, native Hawaiian/Pacific Islander, or other.			
Ethnicity	395	2,942	3,337
Hispanic	26	114	140
Non-Hispanic	263	1,904	2,167
Unknown	106	924	1,030
Gender	395	2,942	3,337
Female	159	1,456	1,615
Male	236	1,486	1,722
Unknown	0	0	0



COVID-19: Hardee County vaccine summary

Vaccination data through May 24, 2021 as of May 25, 2021 at 12:05 AM

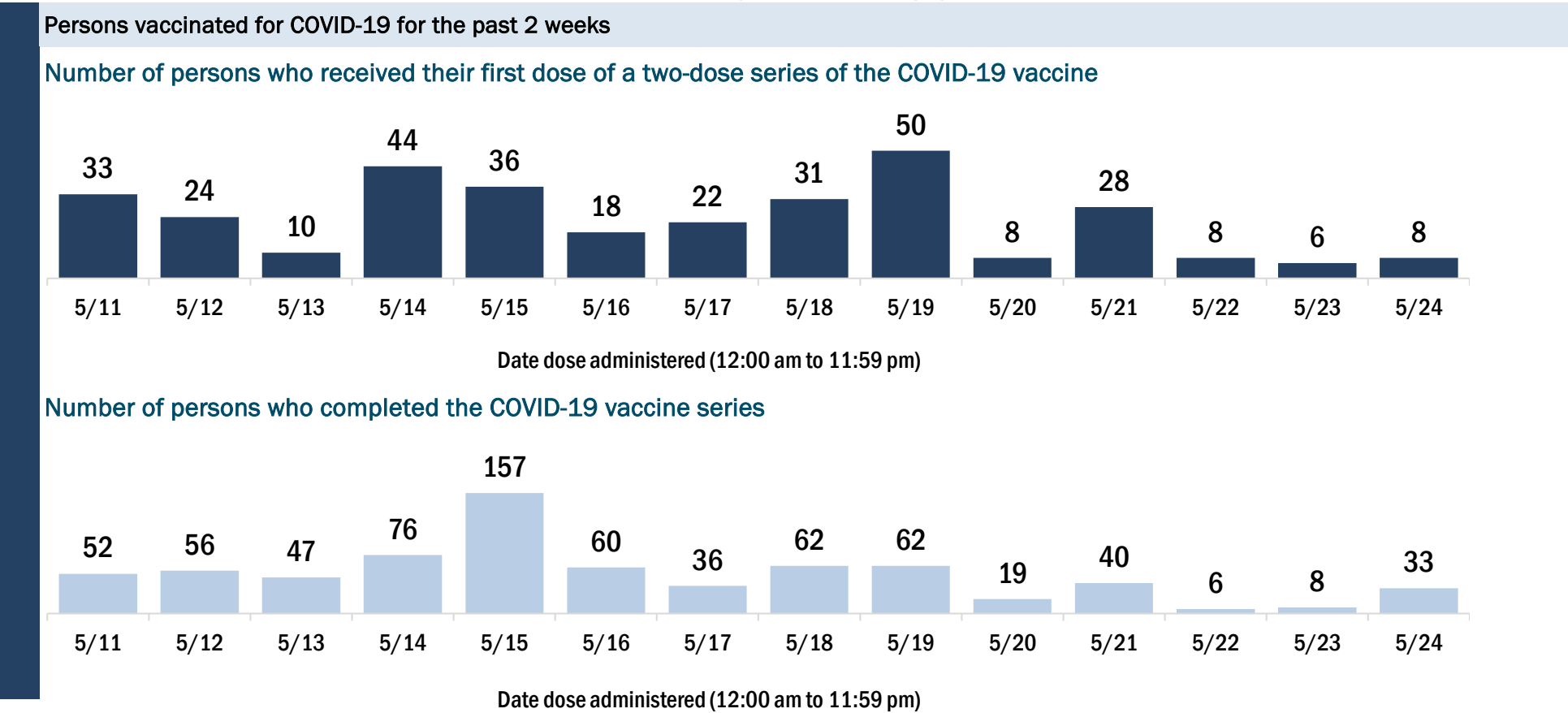
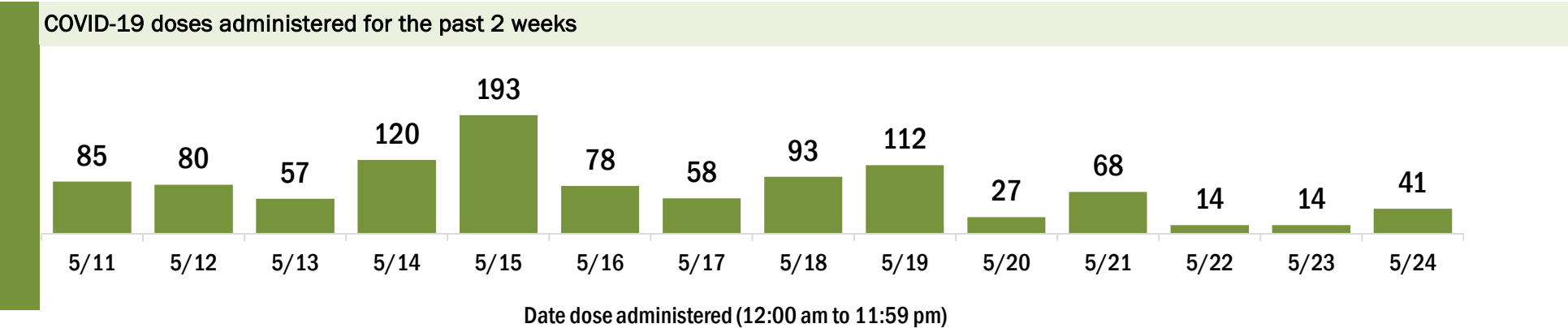
Data in this report are provisional and subject to change.

Data in this summary pertain to COVID-19 vaccines approved by the U.S. Food and Drug Administration and have been issued an Emergency Use Authorization (Janssen COVID-19 Vaccine, Moderna COVID-19 Vaccine and Pfizer-BioNTech COVID-19 Vaccine). These data summarize the number of people who have received either their first dose or have completed the series for a COVID-19 vaccine. **A person can only be counted in one category, first dose or series complete.** For persons receiving Moderna or Pfizer vaccines, once they receive their second dose, they are moved from the first dose column to the series completed column. **Because of this, the total first dose category may show a change from report to report not matching the total receiving their first dose from the previous day.** Persons receiving Johnson & Johnson vaccines will always be counted in the series completed column.

COVID-19 doses for vaccinated persons in Florida	
Doses administered	12,505
People receiving one dose of a 1-dose series (Johnson & Johnson) or receiving only one dose of a 2-dose series (Moderna, Pfizer) count once. Persons receiving both doses of a 2-dose series count twice.	

Current status of persons vaccinated for COVID-19 in Florida	
Total people vaccinated	7,335
First dose	1,696
Series completed	5,639
Completed 1-dose series	469
Completed 2-dose series	5,170
First dose: current number of people who have only received their first dose of the Moderna or Pfizer vaccine.	
Series complete: current number of people who have received both Moderna or Pfizer vaccine doses or one Johnson & Johnson dose and are considered fully immunized.	

Demographic summary	First dose	Series complete	Total people vaccinated
Age group	1,696	5,639	7,335
12-14 years	11	0	11
15-24 years	148	255	403
25-34 years	199	435	634
35-44 years	299	444	743
45-54 years	351	665	1,016
55-64 years	349	1,009	1,358
65-74 years	224	1,539	1,763
75-84 years	90	1,009	1,099
85+ years	25	283	308
Race	1,696	5,639	7,335
White	1,088	4,547	5,635
Black	323	236	559
American Indian/Alaskan	5	28	33
Other	216	576	792
Unknown	64	252	316
Other race includes Asian, native Hawaiian/Pacific Islander, or other.			
Ethnicity	1,696	5,639	7,335
Hispanic	443	1,373	1,816
Non-Hispanic	949	3,606	4,555
Unknown	304	660	964
Gender	1,696	5,639	7,335
Female	569	2,839	3,408
Male	1,126	2,798	3,924
Unknown	1	2	3



COVID-19: Hendry County vaccine summary

Vaccination data through May 24, 2021 as of May 25, 2021 at 12:05 AM

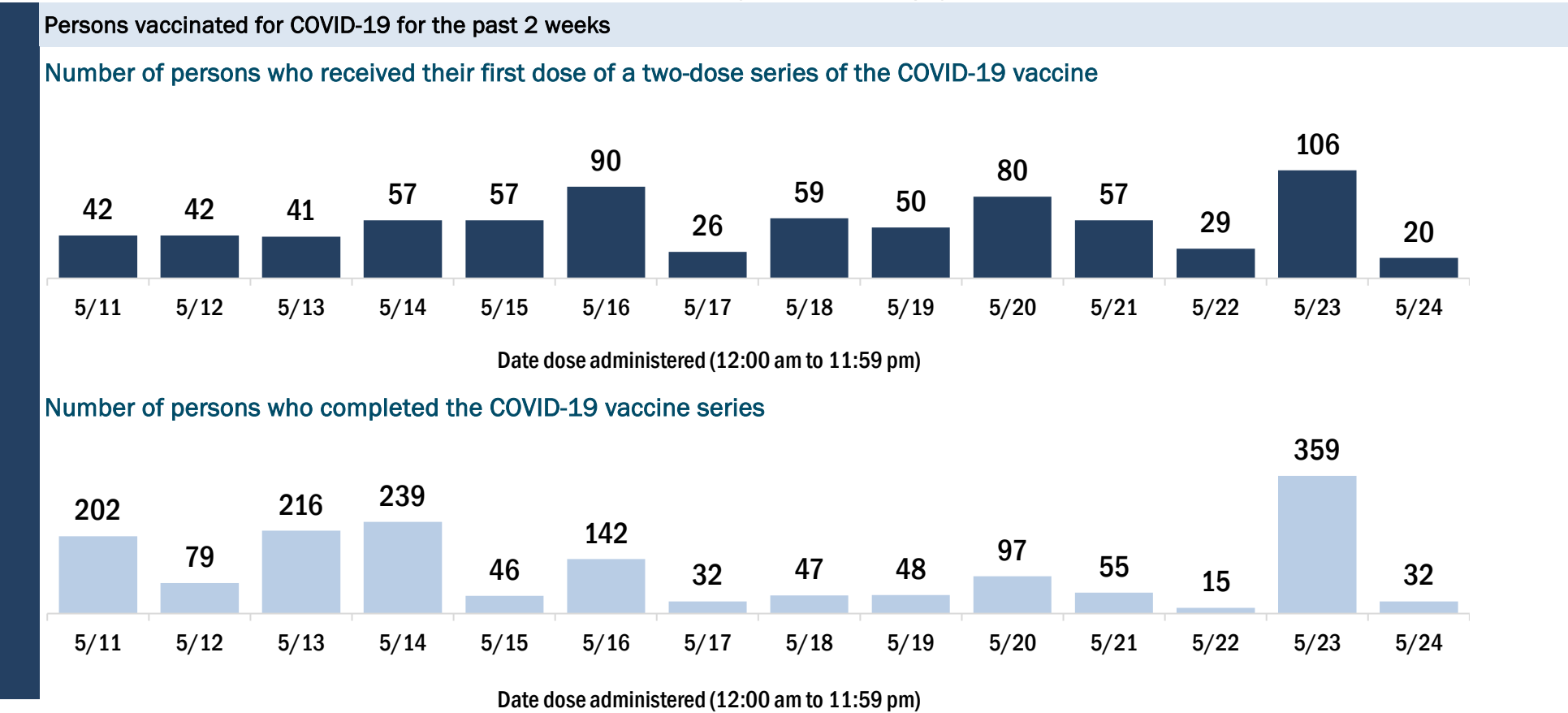
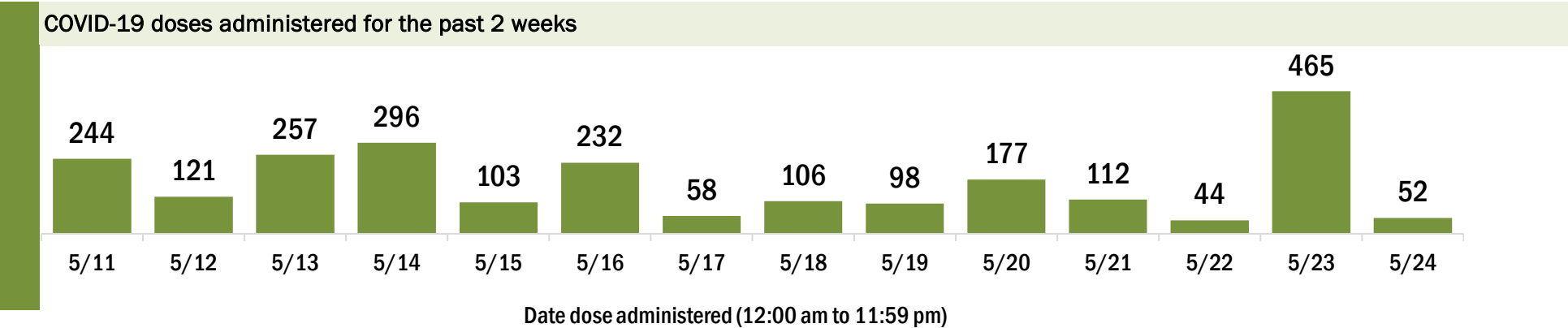
Data in this report are provisional and subject to change.

Data in this summary pertain to COVID-19 vaccines approved by the U.S. Food and Drug Administration and have been issued an Emergency Use Authorization (Janssen COVID-19 Vaccine, Moderna COVID-19 Vaccine and Pfizer-BioNTech COVID-19 Vaccine). These data summarize the number of people who have received either their first dose or have completed the series for a COVID-19 vaccine. **A person can only be counted in one category, first dose or series complete.** For persons receiving Moderna or Pfizer vaccines, once they receive their second dose, they are moved from the first dose column to the series completed column. **Because of this, the total first dose category may show a change from report to report not matching the total receiving their first dose from the previous day.** Persons receiving Johnson & Johnson vaccines will always be counted in the series completed column.

COVID-19 doses for vaccinated persons in Florida	
Doses administered	21,063
People receiving one dose of a 1-dose series (Johnson & Johnson) or receiving only one dose of a 2-dose series (Moderna, Pfizer) count once. Persons receiving both doses of a 2-dose series count twice.	

Current status of persons vaccinated for COVID-19 in Florida	
Total people vaccinated	12,483
First dose	2,389
Series completed	10,094
Completed 1-dose series	1,514
Completed 2-dose series	8,580
First dose: current number of people who have only received their first dose of the Moderna or Pfizer vaccine.	
Series complete: current number of people who have received both Moderna or Pfizer vaccine doses or one Johnson & Johnson dose and are considered fully immunized.	

Demographic summary	First dose	Series complete	Total people vaccinated
Age group	2,389	10,094	12,483
12-14 years	33	0	33
15-24 years	345	719	1,064
25-34 years	374	1,129	1,503
35-44 years	392	1,115	1,507
45-54 years	427	1,532	1,959
55-64 years	446	2,067	2,513
65-74 years	205	2,147	2,352
75-84 years	119	1,074	1,193
85+ years	48	311	359
Race	2,389	10,094	12,483
White	1,574	7,038	8,612
Black	144	659	803
American Indian/Alaskan	4	22	26
Other	421	1,509	1,930
Unknown	246	866	1,112
Other race includes Asian, native Hawaiian/Pacific Islander, or other.			
Ethnicity	2,389	10,094	12,483
Hispanic	1,182	4,117	5,299
Non-Hispanic	590	3,361	3,951
Unknown	617	2,616	3,233
Gender	2,389	10,094	12,483
Female	1,123	4,591	5,714
Male	1,265	5,500	6,765
Unknown	1	3	4



COVID-19: Hernando County vaccine summary

Vaccination data through May 24, 2021 as of May 25, 2021 at 12:05 AM

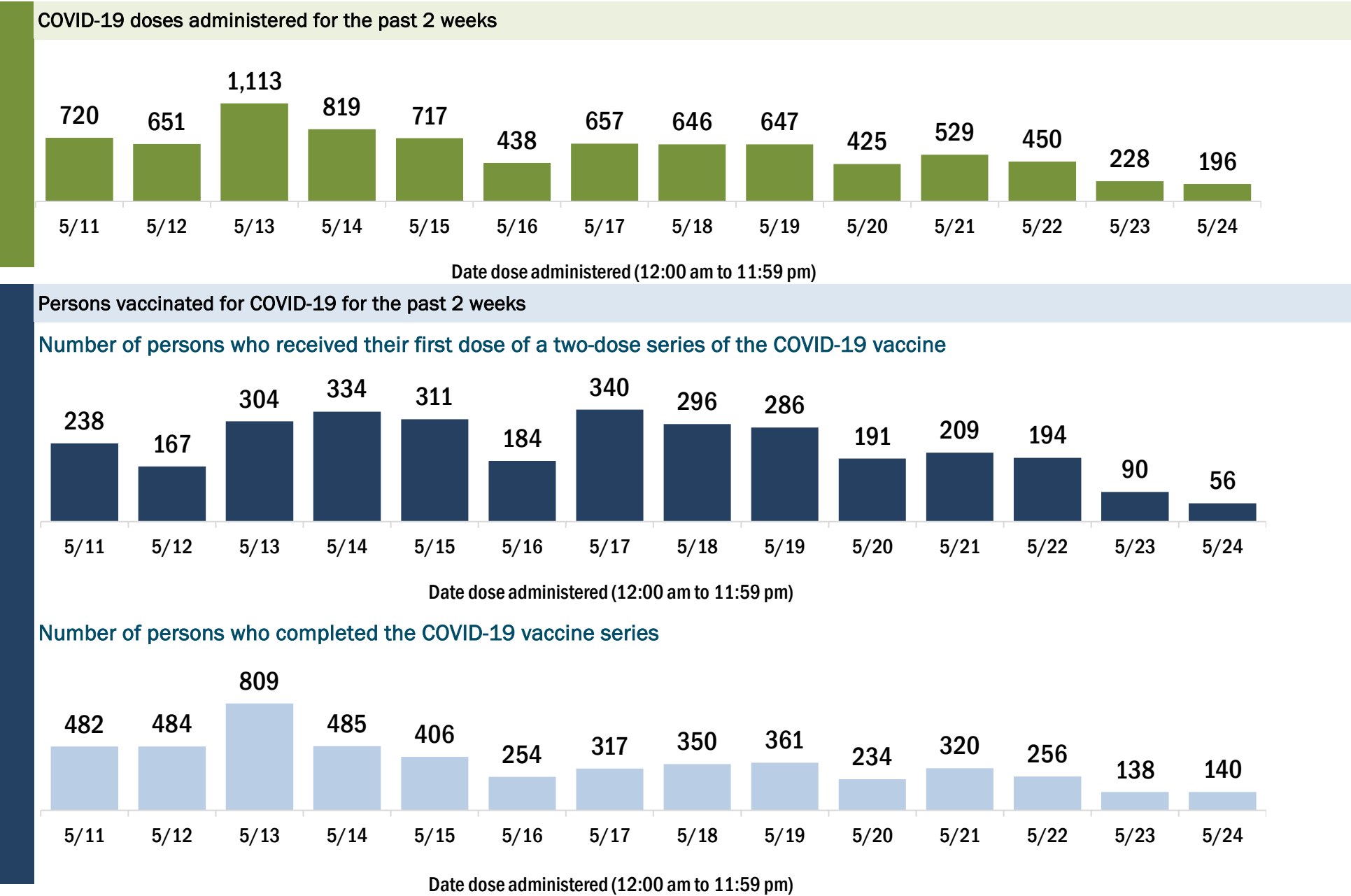
Data in this report are provisional and subject to change.

Data in this summary pertain to COVID-19 vaccines approved by the U.S. Food and Drug Administration and have been issued an Emergency Use Authorization (Janssen COVID-19 Vaccine, Moderna COVID-19 Vaccine and Pfizer-BioNTech COVID-19 Vaccine). These data summarize the number of people who have received either their first dose or have completed the series for a COVID-19 vaccine. **A person can only be counted in one category, first dose or series complete.** For persons receiving Moderna or Pfizer vaccines, once they receive their second dose, they are moved from the first dose column to the series completed column. **Because of this, the total first dose category may show a change from report to report not matching the total receiving their first dose from the previous day.** Persons receiving Johnson & Johnson vaccines will always be counted in the series completed column.

COVID-19 doses for vaccinated persons in Florida	
Doses administered	132,036
People receiving one dose of a 1-dose series (Johnson & Johnson) or receiving only one dose of a 2-dose series (Moderna, Pfizer) count once. Persons receiving both doses of a 2-dose series count twice.	

Current status of persons vaccinated for COVID-19 in Florida	
Total people vaccinated	75,752
First dose	13,363
Series completed	62,389
Completed 1-dose series	6,105
Completed 2-dose series	56,284
First dose: current number of people who have only received their first dose of the Moderna or Pfizer vaccine.	
Series complete: current number of people who have received both Moderna or Pfizer vaccine doses or one Johnson & Johnson dose and are considered fully immunized.	

Demographic summary	First dose	Series complete	Total people vaccinated
Age group	13,363	62,389	75,752
12-14 years	284	0	284
15-24 years	1,280	2,053	3,333
25-34 years	1,157	2,777	3,934
35-44 years	1,442	3,968	5,410
45-54 years	1,839	6,752	8,591
55-64 years	2,572	12,245	14,817
65-74 years	2,451	18,813	21,264
75-84 years	1,652	12,020	13,672
85+ years	686	3,761	4,447
Race	13,363	62,389	75,752
White	8,990	44,817	53,807
Black	478	1,737	2,215
American Indian/Alaskan	76	201	277
Other	1,265	4,526	5,791
Unknown	2,554	11,108	13,662
Other race includes Asian, native Hawaiian/Pacific Islander, or other.			
Ethnicity	13,363	62,389	75,752
Hispanic	1,352	3,819	5,171
Non-Hispanic	6,655	34,906	41,561
Unknown	5,356	23,664	29,020
Gender	13,363	62,389	75,752
Female	7,313	35,558	42,871
Male	6,039	26,794	32,833
Unknown	11	37	48



COVID-19: Highlands County vaccine summary

Vaccination data through May 24, 2021 as of May 25, 2021 at 12:05 AM

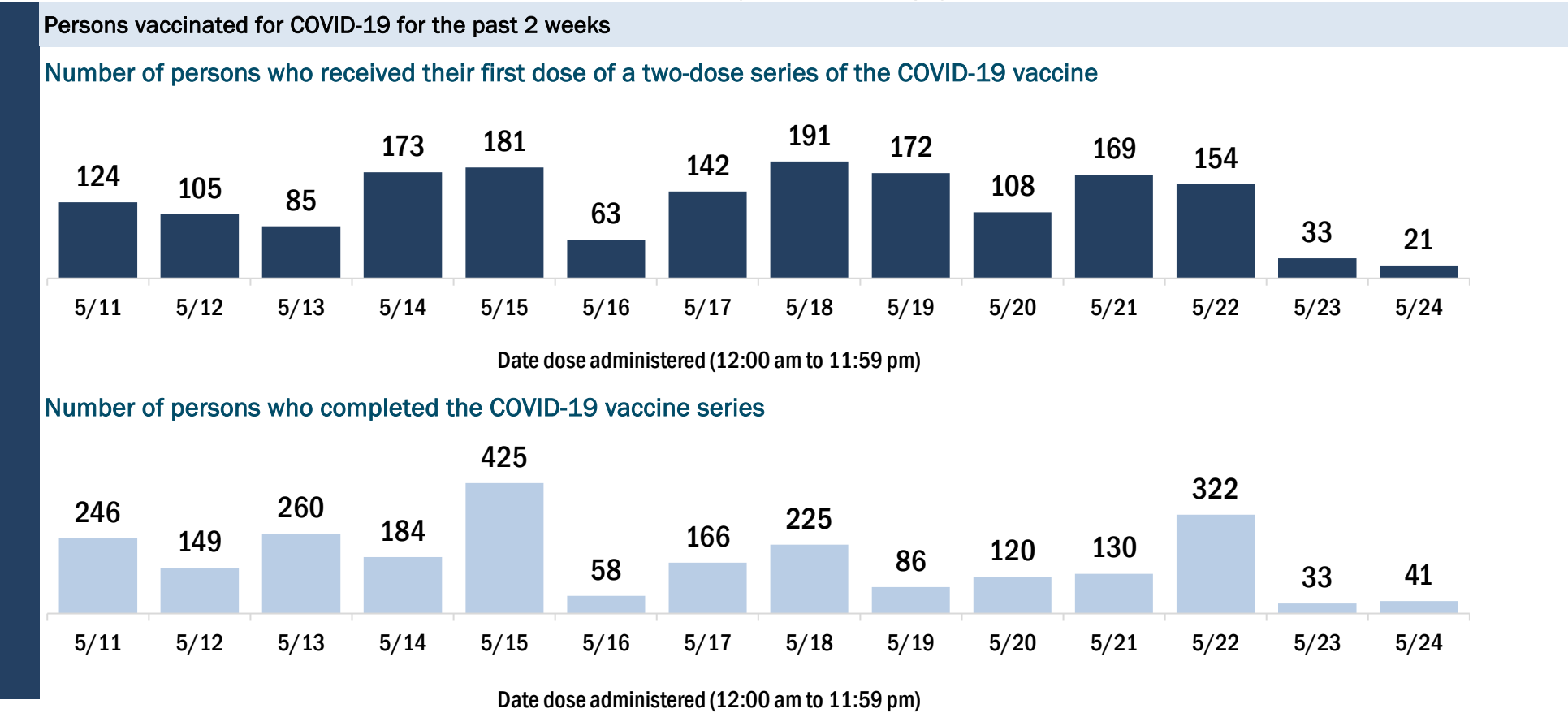
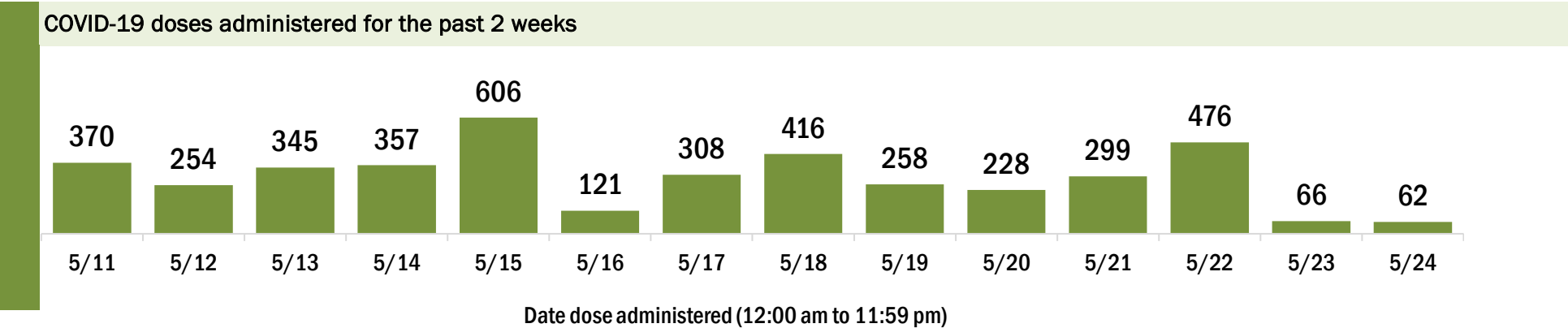
Data in this report are provisional and subject to change.

Data in this summary pertain to COVID-19 vaccines approved by the U.S. Food and Drug Administration and have been issued an Emergency Use Authorization (Janssen COVID-19 Vaccine, Moderna COVID-19 Vaccine and Pfizer-BioNTech COVID-19 Vaccine). These data summarize the number of people who have received either their first dose or have completed the series for a COVID-19 vaccine. **A person can only be counted in one category, first dose or series complete.** For persons receiving Moderna or Pfizer vaccines, once they receive their second dose, they are moved from the first dose column to the series completed column. **Because of this, the total first dose category may show a change from report to report not matching the total receiving their first dose from the previous day.** Persons receiving Johnson & Johnson vaccines will always be counted in the series completed column.

COVID-19 doses for vaccinated persons in Florida	
Doses administered	77,825
People receiving one dose of a 1-dose series (Johnson & Johnson) or receiving only one dose of a 2-dose series (Moderna, Pfizer) count once. Persons receiving both doses of a 2-dose series count twice.	

Current status of persons vaccinated for COVID-19 in Florida	
Total people vaccinated	45,612
First dose	11,765
Series completed	33,847
Completed 1-dose series	1,634
Completed 2-dose series	32,213
First dose: current number of people who have only received their first dose of the Moderna or Pfizer vaccine.	
Series complete: current number of people who have received both Moderna or Pfizer vaccine doses or one Johnson & Johnson dose and are considered fully immunized.	

Demographic summary	First dose	Series complete	Total people vaccinated
Age group	11,765	33,847	45,612
12-14 years	89	0	89
15-24 years	516	770	1,286
25-34 years	538	1,176	1,714
35-44 years	743	1,440	2,183
45-54 years	1,024	2,455	3,479
55-64 years	1,891	5,736	7,627
65-74 years	3,412	11,224	14,636
75-84 years	2,696	8,608	11,304
85+ years	856	2,438	3,294
Race	11,765	33,847	45,612
White	8,839	27,284	36,123
Black	596	1,280	1,876
American Indian/Alaskan	121	245	366
Other	910	2,315	3,225
Unknown	1,299	2,723	4,022
Other race includes Asian, native Hawaiian/Pacific Islander, or other.			
Ethnicity	11,765	33,847	45,612
Hispanic	1,593	3,124	4,717
Non-Hispanic	6,916	24,080	30,996
Unknown	3,256	6,643	9,899
Gender	11,765	33,847	45,612
Female	6,126	18,242	24,368
Male	5,620	15,587	21,207
Unknown	19	18	37



COVID-19: Hillsborough County vaccine summary

Vaccination data through May 24, 2021 as of May 25, 2021 at 12:05 AM

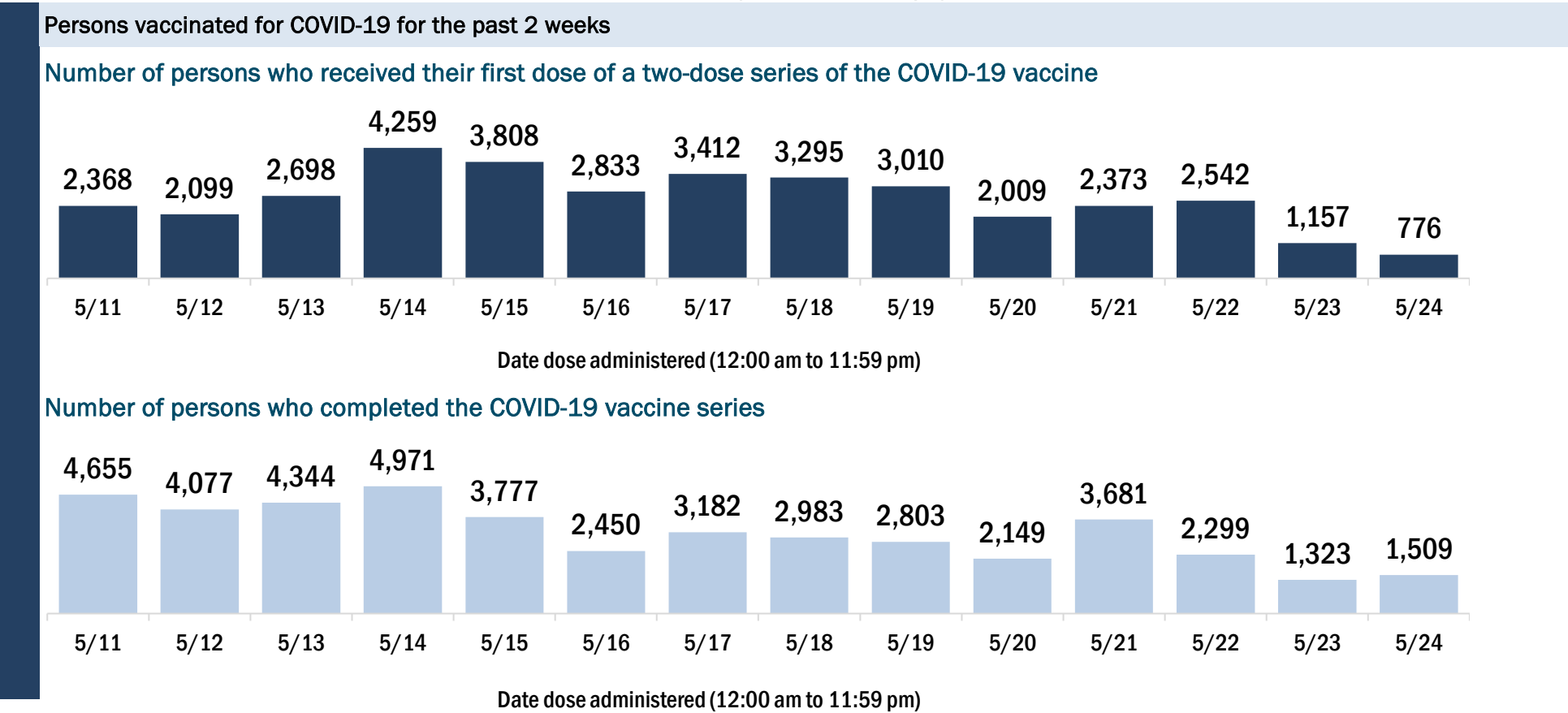
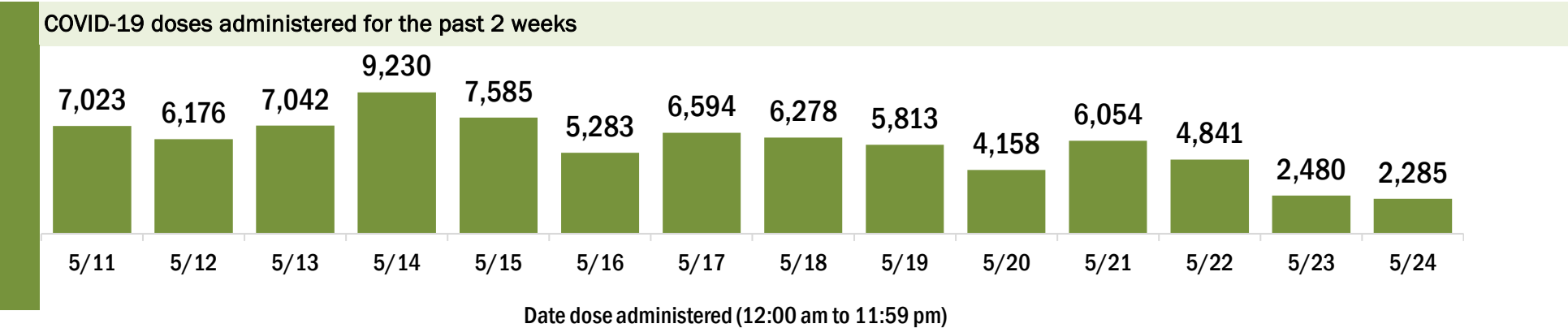
Data in this report are provisional and subject to change.

Data in this summary pertain to COVID-19 vaccines approved by the U.S. Food and Drug Administration and have been issued an Emergency Use Authorization (Janssen COVID-19 Vaccine, Moderna COVID-19 Vaccine and Pfizer-BioNTech COVID-19 Vaccine). These data summarize the number of people who have received either their first dose or have completed the series for a COVID-19 vaccine. **A person can only be counted in one category, first dose or series complete.** For persons receiving Moderna or Pfizer vaccines, once they receive their second dose, they are moved from the first dose column to the series completed column. **Because of this, the total first dose category may show a change from report to report not matching the total receiving their first dose from the previous day.** Persons receiving Johnson & Johnson vaccines will always be counted in the series completed column.

COVID-19 doses for vaccinated persons in Florida	
Doses administered	1,020,409
People receiving one dose of a 1-dose series (Johnson & Johnson) or receiving only one dose of a 2-dose series (Moderna, Pfizer) count once. Persons receiving both doses of a 2-dose series count twice.	

Current status of persons vaccinated for COVID-19 in Florida	
Total people vaccinated	614,459
First dose	148,707
Series completed	465,752
Completed 1-dose series	59,802
Completed 2-dose series	405,950
First dose: current number of people who have only received their first dose of the Moderna or Pfizer vaccine.	
Series complete: current number of people who have received both Moderna or Pfizer vaccine doses or one Johnson & Johnson dose and are considered fully immunized.	

Demographic summary	First dose	Series complete	Total people vaccinated
Age group	148,707	465,752	614,459
12-14 years	5,313	0	5,313
15-24 years	18,179	37,814	55,993
25-34 years	18,815	56,675	75,490
35-44 years	19,186	68,764	87,950
45-54 years	18,983	81,532	100,515
55-64 years	19,416	94,685	114,101
65-74 years	28,936	75,674	104,610
75-84 years	14,933	37,352	52,285
85+ years	4,946	13,256	18,202
Race	148,707	465,752	614,459
White	90,382	297,862	388,244
Black	12,030	31,992	44,022
American Indian/Alaskan	751	1,300	2,051
Other	22,123	65,700	87,823
Unknown	23,421	68,898	92,319
Other race includes Asian, native Hawaiian/Pacific Islander, or other.			
Ethnicity	148,707	465,752	614,459
Hispanic	27,566	53,507	81,073
Non-Hispanic	70,757	261,736	332,493
Unknown	50,384	150,509	200,893
Gender	148,707	465,752	614,459
Female	78,276	256,554	334,830
Male	70,214	208,891	279,105
Unknown	217	307	524



COVID-19: Holmes County vaccine summary

Vaccination data through May 24, 2021 as of May 25, 2021 at 12:05 AM

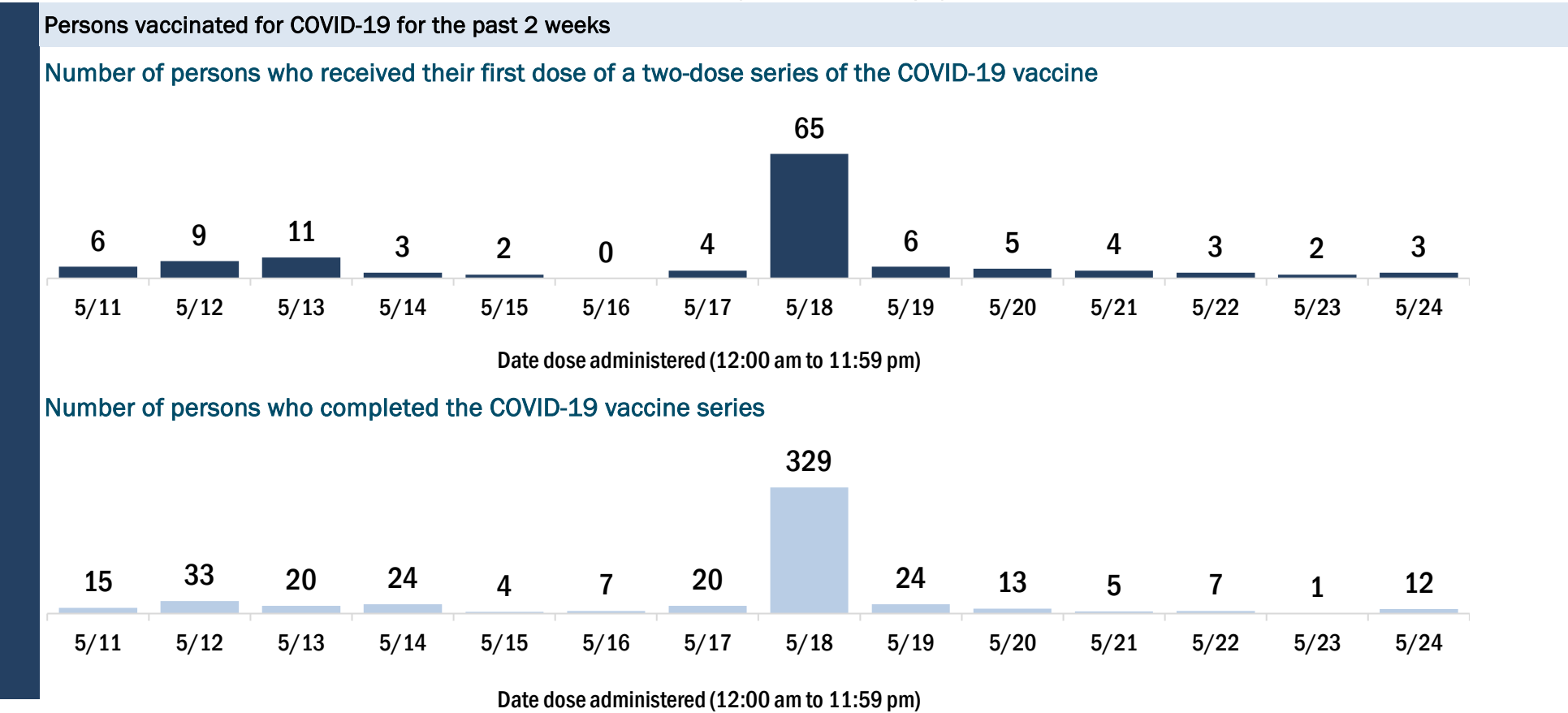
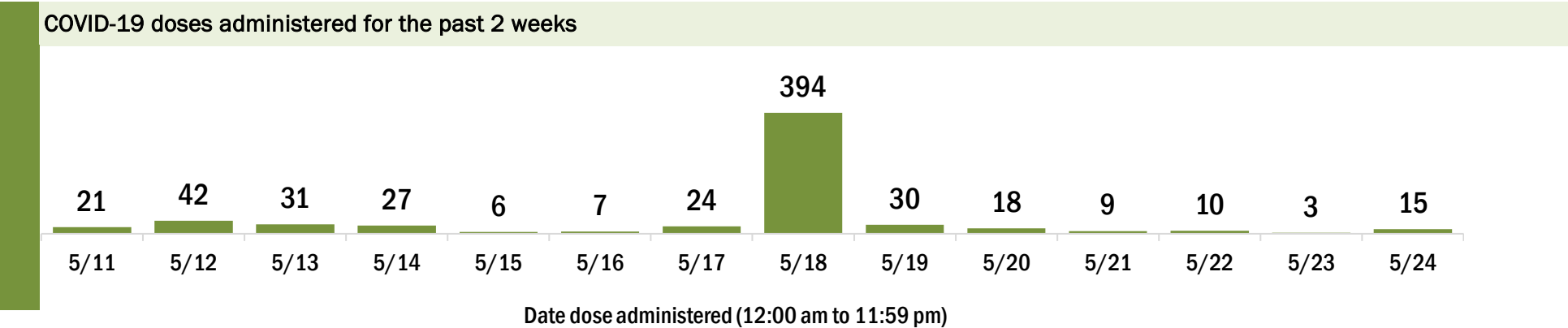
Data in this report are provisional and subject to change.

Data in this summary pertain to COVID-19 vaccines approved by the U.S. Food and Drug Administration and have been issued an Emergency Use Authorization (Janssen COVID-19 Vaccine, Moderna COVID-19 Vaccine and Pfizer-BioNTech COVID-19 Vaccine). These data summarize the number of people who have received either their first dose or have completed the series for a COVID-19 vaccine. **A person can only be counted in one category, first dose or series complete.** For persons receiving Moderna or Pfizer vaccines, once they receive their second dose, they are moved from the first dose column to the series completed column. **Because of this, the total first dose category may show a change from report to report not matching the total receiving their first dose from the previous day.** Persons receiving Johnson & Johnson vaccines will always be counted in the series completed column.

COVID-19 doses for vaccinated persons in Florida	
Doses administered	7,247
People receiving one dose of a 1-dose series (Johnson & Johnson) or receiving only one dose of a 2-dose series (Moderna, Pfizer) count once. Persons receiving both doses of a 2-dose series count twice.	

Current status of persons vaccinated for COVID-19 in Florida	
Total people vaccinated	4,066
First dose	553
Series completed	3,513
Completed 1-dose series	332
Completed 2-dose series	3,181
First dose: current number of people who have only received their first dose of the Moderna or Pfizer vaccine.	
Series complete: current number of people who have received both Moderna or Pfizer vaccine doses or one Johnson & Johnson dose and are considered fully immunized.	

Demographic summary	First dose	Series complete	Total people vaccinated
Age group	553	3,513	4,066
12-14 years	1	0	1
15-24 years	34	87	121
25-34 years	63	179	242
35-44 years	83	252	335
45-54 years	83	389	472
55-64 years	112	731	843
65-74 years	97	1,022	1,119
75-84 years	60	673	733
85+ years	20	180	200
Race	553	3,513	4,066
White	411	2,970	3,381
Black	67	210	277
American Indian/Alaskan	5	34	39
Other	37	201	238
Unknown	33	98	131
Other race includes Asian, native Hawaiian/Pacific Islander, or other.			
Ethnicity	553	3,513	4,066
Hispanic	14	71	85
Non-Hispanic	413	2,975	3,388
Unknown	126	467	593
Gender	553	3,513	4,066
Female	247	1,750	1,997
Male	306	1,763	2,069
Unknown	0	0	0



COVID-19: Indian River County vaccine summary

Vaccination data through May 24, 2021 as of May 25, 2021 at 12:05 AM

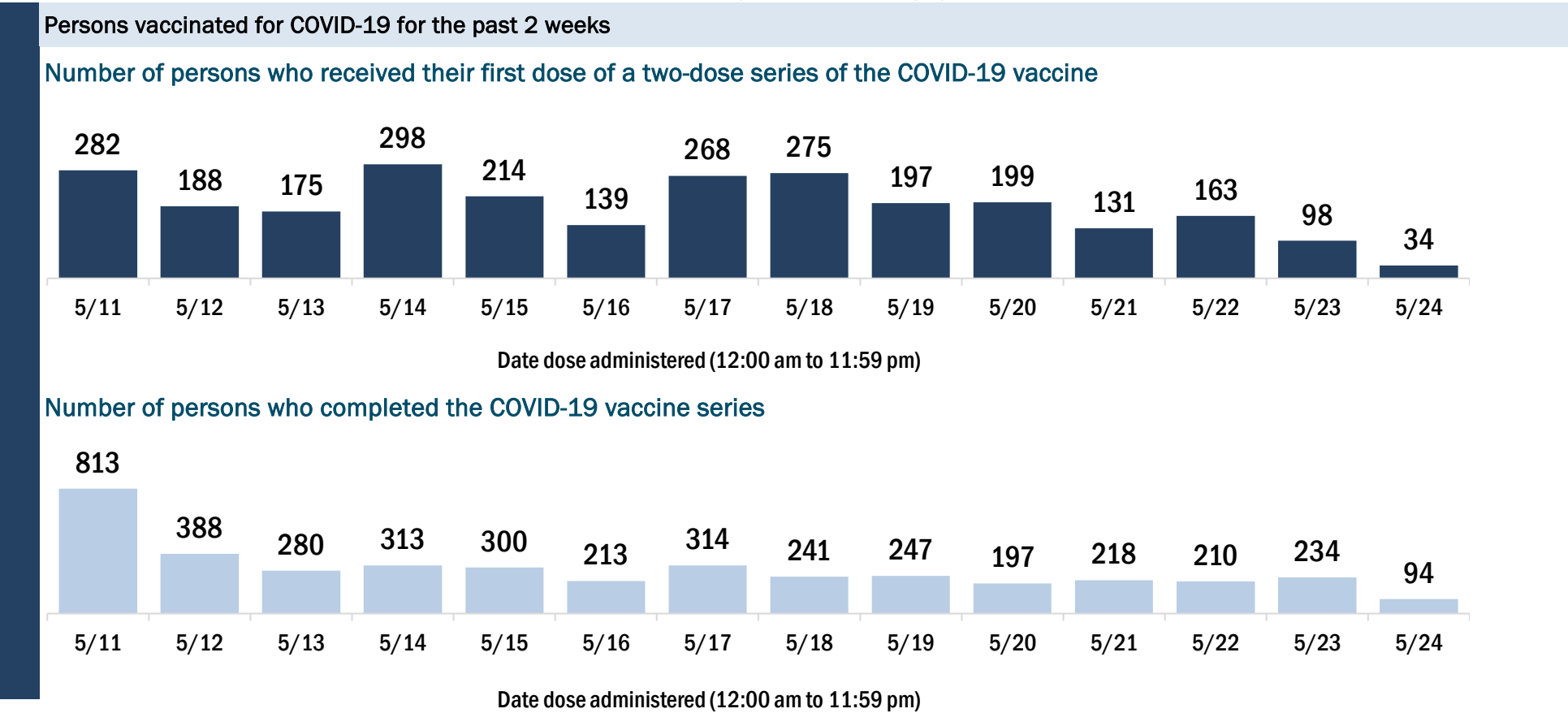
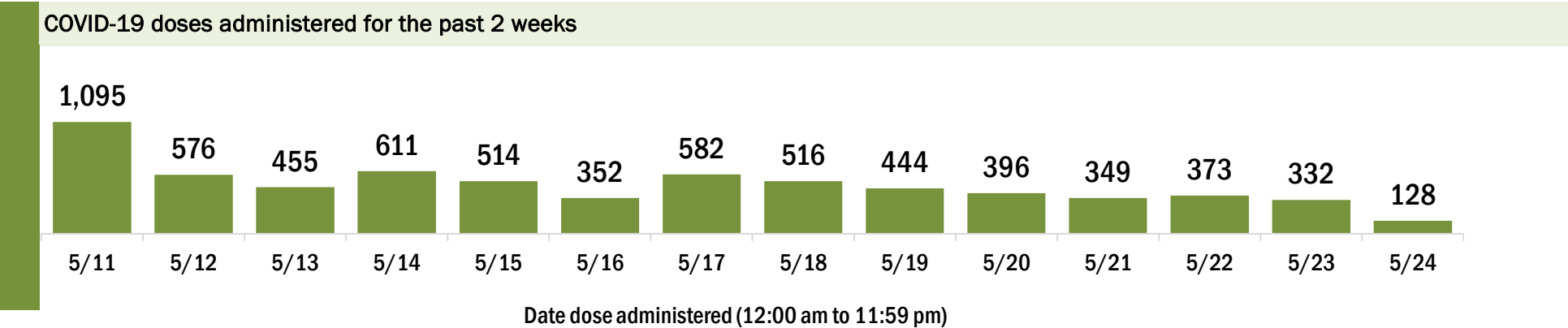
Data in this report are provisional and subject to change.

Data in this summary pertain to COVID-19 vaccines approved by the U.S. Food and Drug Administration and have been issued an Emergency Use Authorization (Janssen COVID-19 Vaccine, Moderna COVID-19 Vaccine and Pfizer-BioNTech COVID-19 Vaccine). These data summarize the number of people who have received either their first dose or have completed the series for a COVID-19 vaccine. **A person can only be counted in one category, first dose or series complete.** For persons receiving Moderna or Pfizer vaccines, once they receive their second dose, they are moved from the first dose column to the series completed column. **Because of this, the total first dose category may show a change from report to report not matching the total receiving their first dose from the previous day.** Persons receiving Johnson & Johnson vaccines will always be counted in the series completed column.

COVID-19 doses for vaccinated persons in Florida	
Doses administered	152,740
People receiving one dose of a 1-dose series (Johnson & Johnson) or receiving only one dose of a 2-dose series (Moderna, Pfizer) count once. Persons receiving both doses of a 2-dose series count twice.	

Current status of persons vaccinated for COVID-19 in Florida	
Total people vaccinated	87,653
First dose	19,476
Series completed	68,177
Completed 1-dose series	3,090
Completed 2-dose series	65,087
First dose: current number of people who have only received their first dose of the Moderna or Pfizer vaccine.	
Series complete: current number of people who have received both Moderna or Pfizer vaccine doses or one Johnson & Johnson dose and are considered fully immunized.	

Demographic summary	First dose	Series complete	Total people vaccinated
Age group	19,476	68,177	87,653
12-14 years	233	0	233
15-24 years	1,249	1,988	3,237
25-34 years	1,320	2,716	4,036
35-44 years	1,481	3,664	5,145
45-54 years	2,047	6,180	8,227
55-64 years	3,614	13,205	16,819
65-74 years	4,492	22,032	26,524
75-84 years	3,491	13,762	17,253
85+ years	1,549	4,630	6,179
Race	19,476	68,177	87,653
White	13,965	49,492	63,457
Black	1,092	2,211	3,303
American Indian/Alaskan	136	338	474
Other	1,549	5,145	6,694
Unknown	2,734	10,991	13,725
Other race includes Asian, native Hawaiian/Pacific Islander, or other.			
Ethnicity	19,476	68,177	87,653
Hispanic	1,980	3,459	5,439
Non-Hispanic	9,413	41,119	50,532
Unknown	8,083	23,599	31,682
Gender	19,476	68,177	87,653
Female	10,378	37,772	48,150
Male	9,071	30,369	39,440
Unknown	27	36	63



COVID-19: Jackson County vaccine summary

Vaccination data through May 24, 2021 as of May 25, 2021 at 12:05 AM

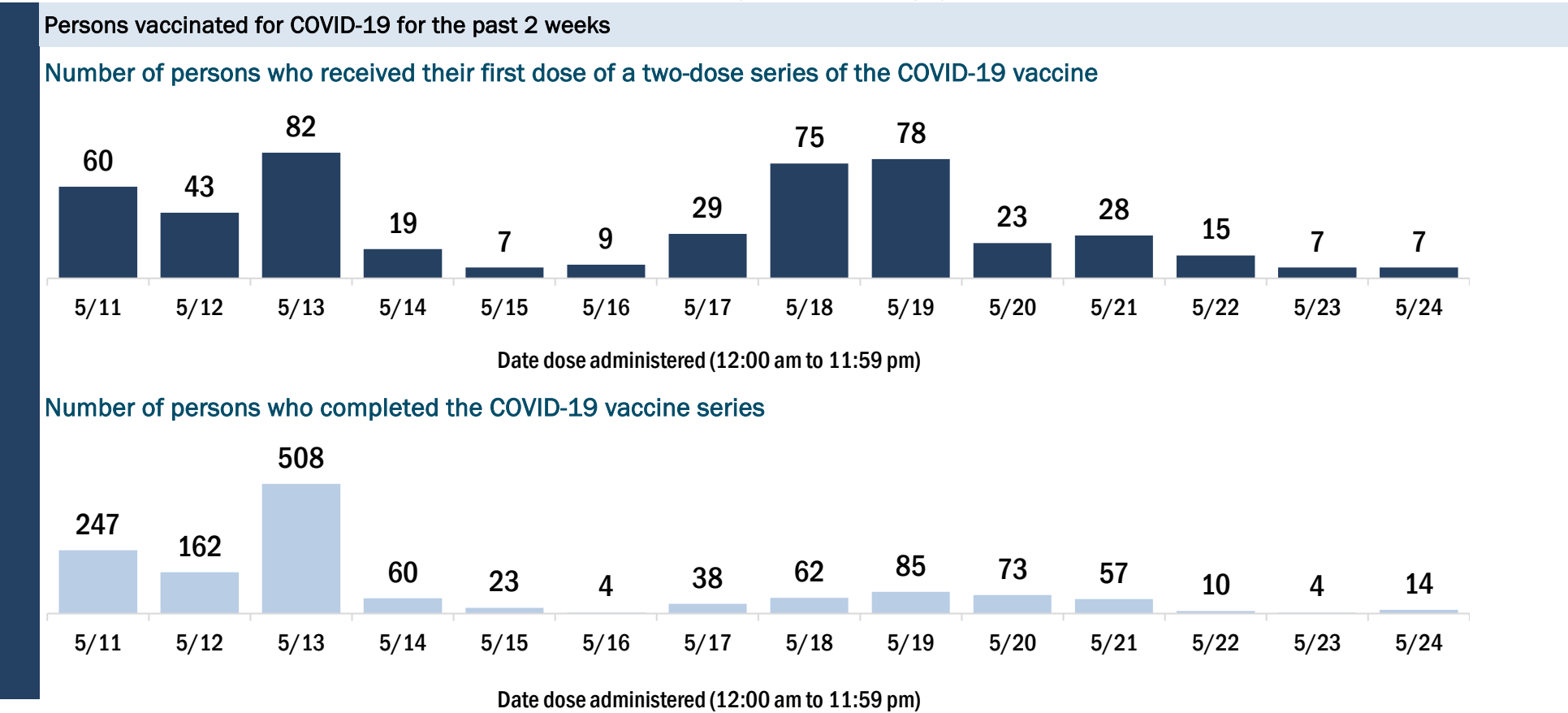
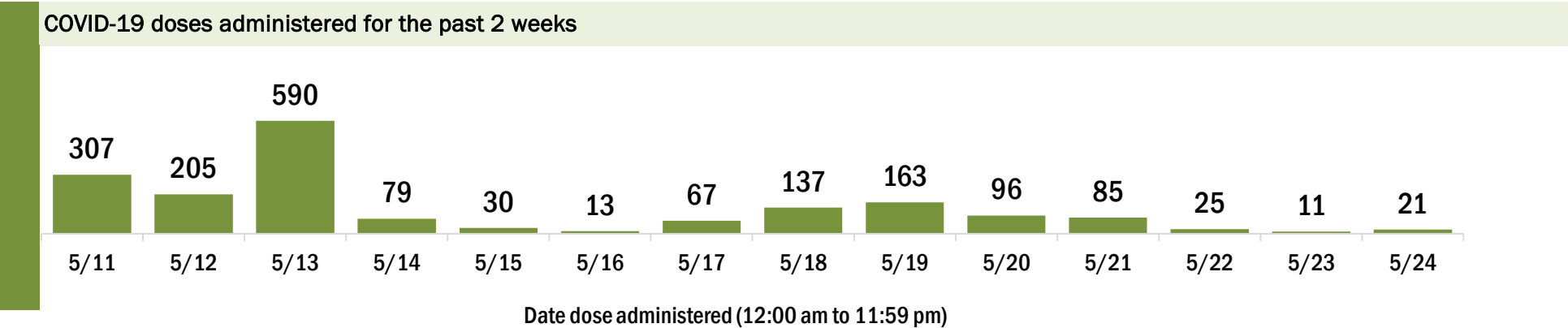
Data in this report are provisional and subject to change.

Data in this summary pertain to COVID-19 vaccines approved by the U.S. Food and Drug Administration and have been issued an Emergency Use Authorization (Janssen COVID-19 Vaccine, Moderna COVID-19 Vaccine and Pfizer-BioNTech COVID-19 Vaccine). These data summarize the number of people who have received either their first dose or have completed the series for a COVID-19 vaccine. **A person can only be counted in one category, first dose or series complete.** For persons receiving Moderna or Pfizer vaccines, once they receive their second dose, they are moved from the first dose column to the series completed column. **Because of this, the total first dose category may show a change from report to report not matching the total receiving their first dose from the previous day.** Persons receiving Johnson & Johnson vaccines will always be counted in the series completed column.

COVID-19 doses for vaccinated persons in Florida	
Doses administered	24,649
People receiving one dose of a 1-dose series (Johnson & Johnson) or receiving only one dose of a 2-dose series (Moderna, Pfizer) count once. Persons receiving both doses of a 2-dose series count twice.	

Current status of persons vaccinated for COVID-19 in Florida	
Total people vaccinated	13,940
First dose	2,228
Series completed	11,712
Completed 1-dose series	1,003
Completed 2-dose series	10,709
First dose: current number of people who have only received their first dose of the Moderna or Pfizer vaccine.	
Series complete: current number of people who have received both Moderna or Pfizer vaccine doses or one Johnson & Johnson dose and are considered fully immunized.	

Demographic summary	First dose	Series complete	Total people vaccinated
Age group	2,228	11,712	13,940
12-14 years	17	0	17
15-24 years	143	277	420
25-34 years	225	696	921
35-44 years	285	1,050	1,335
45-54 years	343	1,575	1,918
55-64 years	367	2,569	2,936
65-74 years	412	3,158	3,570
75-84 years	320	1,788	2,108
85+ years	116	599	715
Race	2,228	11,712	13,940
White	1,291	7,879	9,170
Black	540	2,707	3,247
American Indian/Alaskan	12	58	70
Other	114	514	628
Unknown	271	554	825
Other race includes Asian, native Hawaiian/Pacific Islander, or other.			
Ethnicity	2,228	11,712	13,940
Hispanic	84	330	414
Non-Hispanic	1,256	8,502	9,758
Unknown	888	2,880	3,768
Gender	2,228	11,712	13,940
Female	1,042	5,831	6,873
Male	1,185	5,881	7,066
Unknown	1	0	1



COVID-19: Jefferson County vaccine summary

Vaccination data through May 24, 2021 as of May 25, 2021 at 12:05 AM

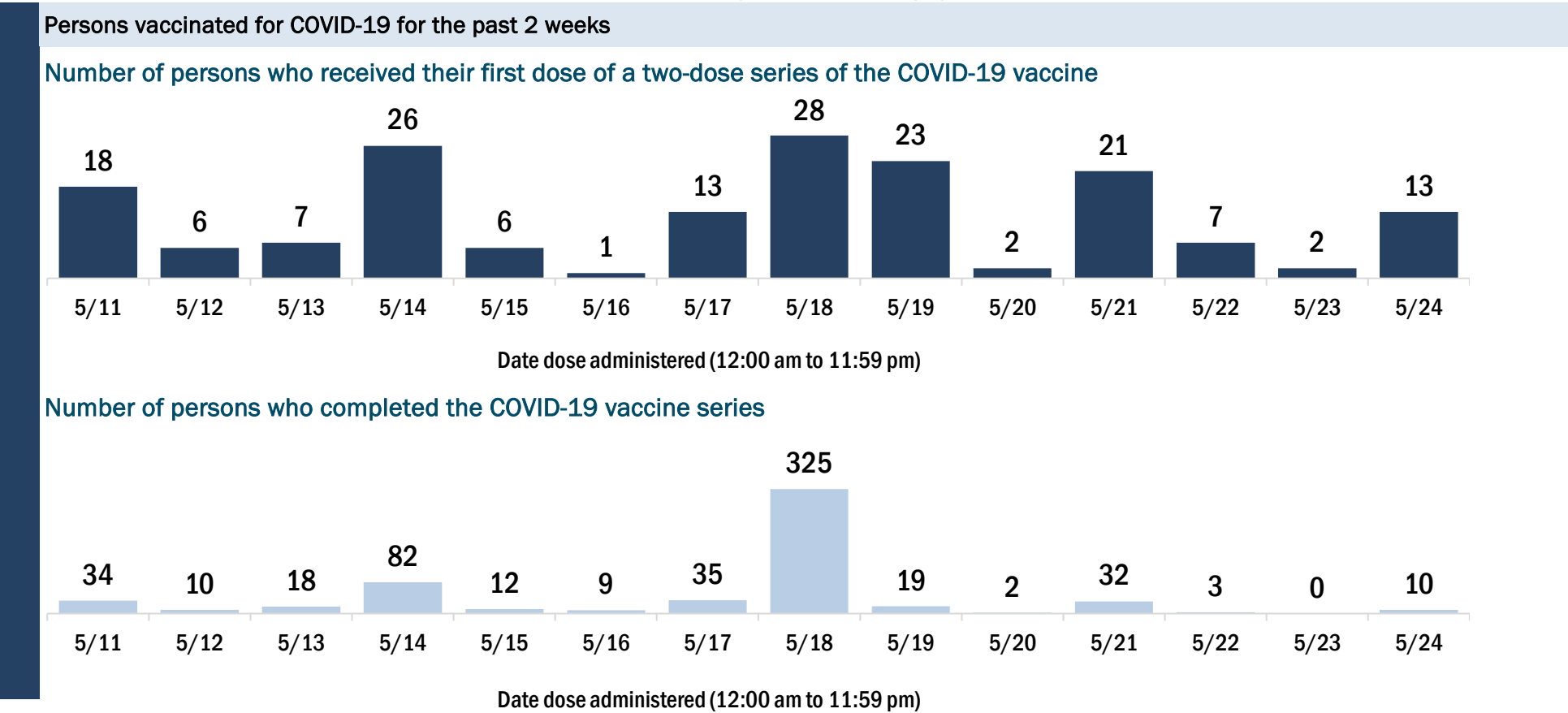
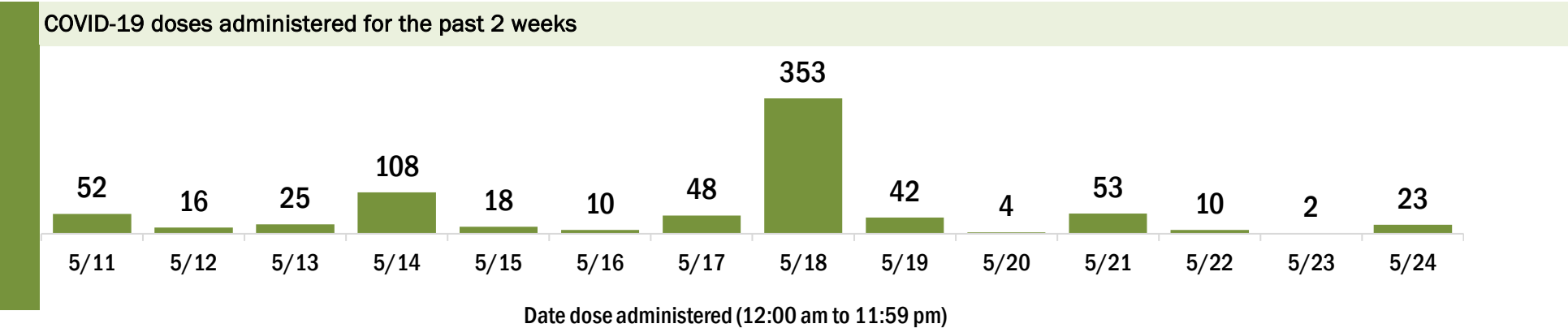
Data in this report are provisional and subject to change.

Data in this summary pertain to COVID-19 vaccines approved by the U.S. Food and Drug Administration and have been issued an Emergency Use Authorization (Janssen COVID-19 Vaccine, Moderna COVID-19 Vaccine and Pfizer-BioNTech COVID-19 Vaccine). These data summarize the number of people who have received either their first dose or have completed the series for a COVID-19 vaccine. **A person can only be counted in one category, first dose or series complete.** For persons receiving Moderna or Pfizer vaccines, once they receive their second dose, they are moved from the first dose column to the series completed column. **Because of this, the total first dose category may show a change from report to report not matching the total receiving their first dose from the previous day.** Persons receiving Johnson & Johnson vaccines will always be counted in the series completed column.

COVID-19 doses for vaccinated persons in Florida	
Doses administered	9,982
People receiving one dose of a 1-dose series (Johnson & Johnson) or receiving only one dose of a 2-dose series (Moderna, Pfizer) count once. Persons receiving both doses of a 2-dose series count twice.	

Current status of persons vaccinated for COVID-19 in Florida	
Total people vaccinated	5,499
First dose	670
Series completed	4,829
Completed 1-dose series	346
Completed 2-dose series	4,483
First dose: current number of people who have only received their first dose of the Moderna or Pfizer vaccine.	
Series complete: current number of people who have received both Moderna or Pfizer vaccine doses or one Johnson & Johnson dose and are considered fully immunized.	

Demographic summary	First dose	Series complete	Total people vaccinated
Age group	670	4,829	5,499
12-14 years	16	0	16
15-24 years	71	129	200
25-34 years	71	210	281
35-44 years	99	345	444
45-54 years	104	656	760
55-64 years	153	1,195	1,348
65-74 years	89	1,416	1,505
75-84 years	49	688	737
85+ years	18	190	208
Race	670	4,829	5,499
White	330	2,784	3,114
Black	214	1,166	1,380
American Indian/Alaskan	4	7	11
Other	62	585	647
Unknown	60	287	347
Other race includes Asian, native Hawaiian/Pacific Islander, or other.			
Ethnicity	670	4,829	5,499
Hispanic	19	115	134
Non-Hispanic	505	3,468	3,973
Unknown	146	1,246	1,392
Gender	670	4,829	5,499
Female	357	2,585	2,942
Male	313	2,244	2,557
Unknown	0	0	0



COVID-19: Lafayette County vaccine summary

Vaccination data through May 24, 2021 as of May 25, 2021 at 12:05 AM

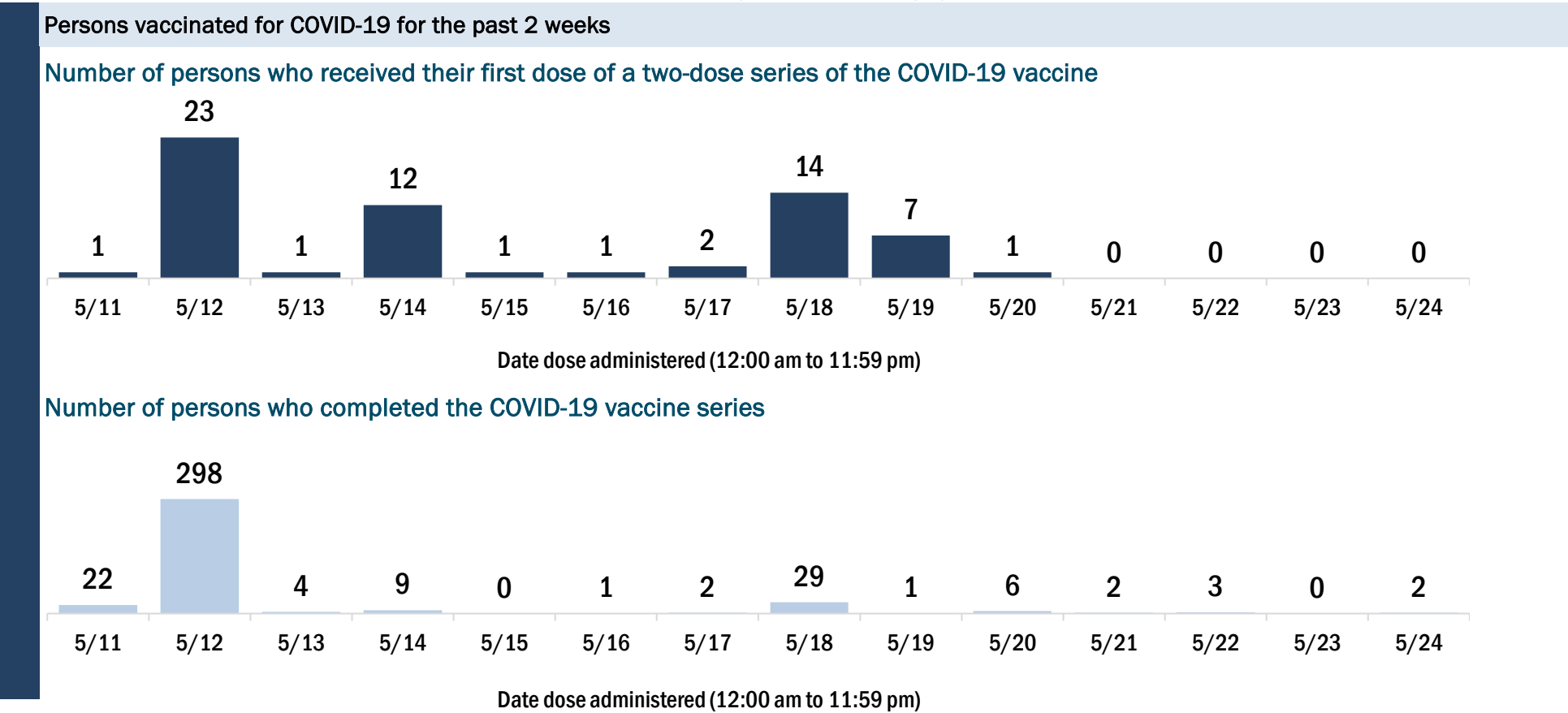
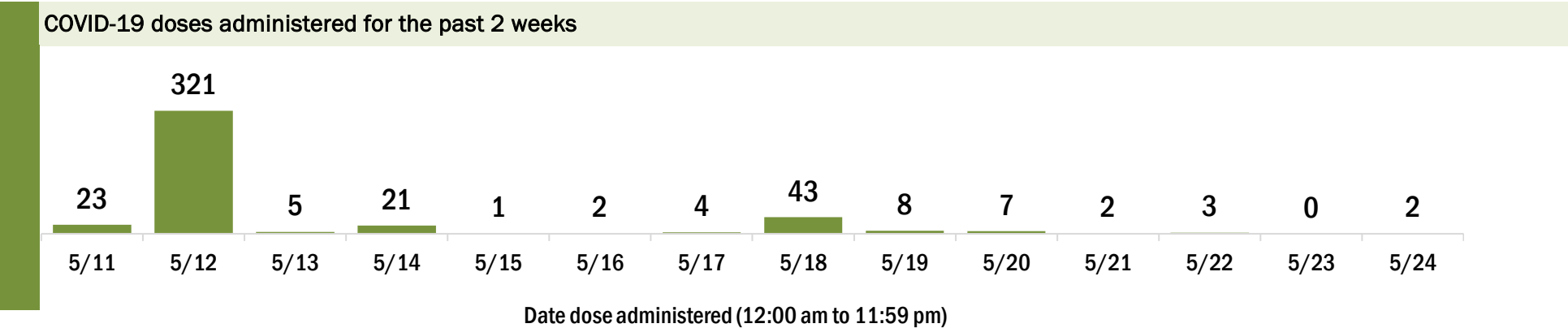
Data in this report are provisional and subject to change.

Data in this summary pertain to COVID-19 vaccines approved by the U.S. Food and Drug Administration and have been issued an Emergency Use Authorization (Janssen COVID-19 Vaccine, Moderna COVID-19 Vaccine and Pfizer-BioNTech COVID-19 Vaccine). These data summarize the number of people who have received either their first dose or have completed the series for a COVID-19 vaccine. **A person can only be counted in one category, first dose or series complete.** For persons receiving Moderna or Pfizer vaccines, once they receive their second dose, they are moved from the first dose column to the series completed column. **Because of this, the total first dose category may show a change from report to report not matching the total receiving their first dose from the previous day.** Persons receiving Johnson & Johnson vaccines will always be counted in the series completed column.

COVID-19 doses for vaccinated persons in Florida	
Doses administered	4,367
People receiving one dose of a 1-dose series (Johnson & Johnson) or receiving only one dose of a 2-dose series (Moderna, Pfizer) count once. Persons receiving both doses of a 2-dose series count twice.	

Current status of persons vaccinated for COVID-19 in Florida	
Total people vaccinated	2,423
First dose	376
Series completed	2,047
Completed 1-dose series	103
Completed 2-dose series	1,944
First dose: current number of people who have only received their first dose of the Moderna or Pfizer vaccine.	
Series complete: current number of people who have received both Moderna or Pfizer vaccine doses or one Johnson & Johnson dose and are considered fully immunized.	

Demographic summary	First dose	Series complete	Total people vaccinated
Age group	376	2,047	2,423
12-14 years	3	0	3
15-24 years	16	35	51
25-34 years	34	100	134
35-44 years	38	159	197
45-54 years	50	240	290
55-64 years	68	321	389
65-74 years	91	712	803
75-84 years	51	376	427
85+ years	25	104	129
Race	376	2,047	2,423
White	254	1,625	1,879
Black	31	178	209
American Indian/Alaskan	2	6	8
Other	29	121	150
Unknown	60	117	177
Other race includes Asian, native Hawaiian/Pacific Islander, or other.			
Ethnicity	376	2,047	2,423
Hispanic	27	108	135
Non-Hispanic	183	1,355	1,538
Unknown	166	584	750
Gender	376	2,047	2,423
Female	183	897	1,080
Male	192	1,150	1,342
Unknown	1	0	1



COVID-19: Lake County vaccine summary

Vaccination data through May 24, 2021 as of May 25, 2021 at 12:05 AM

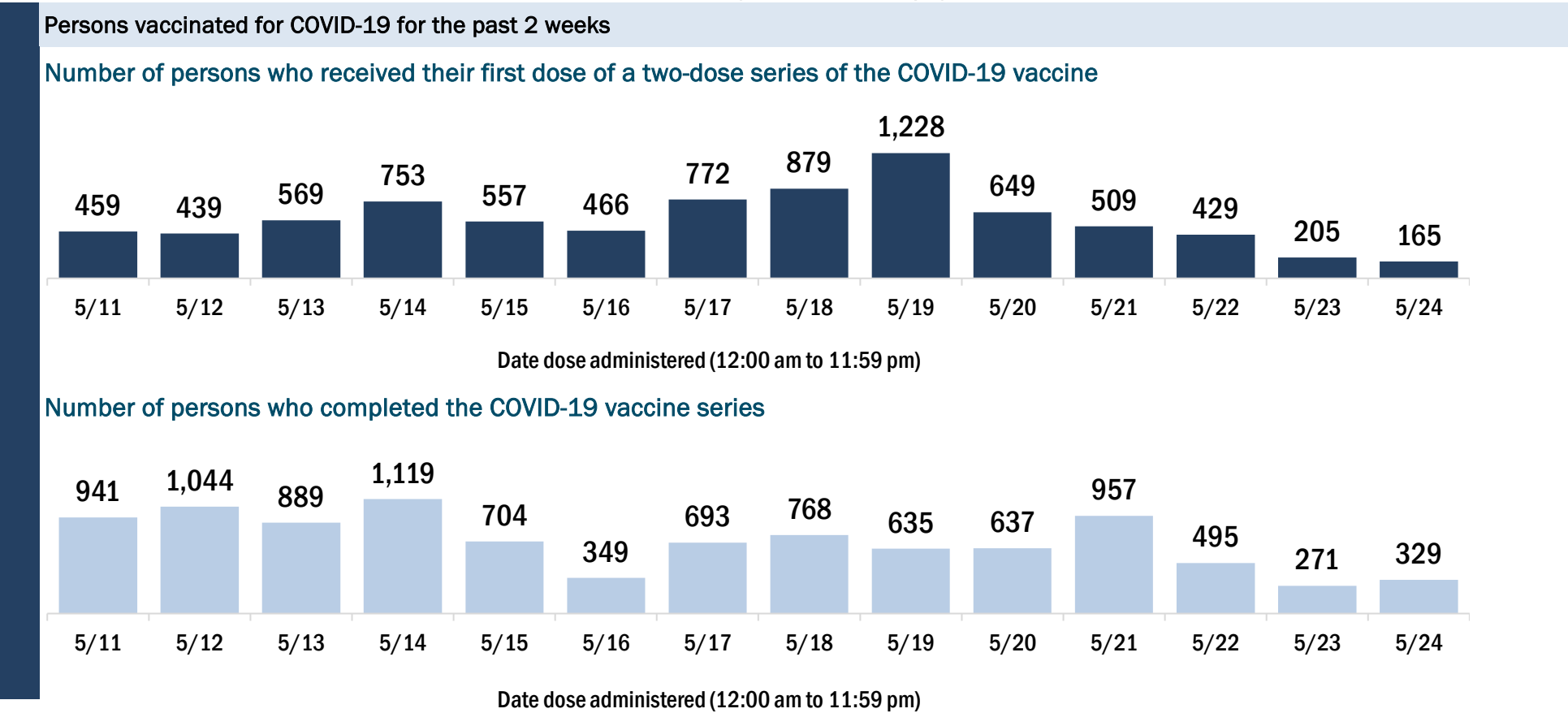
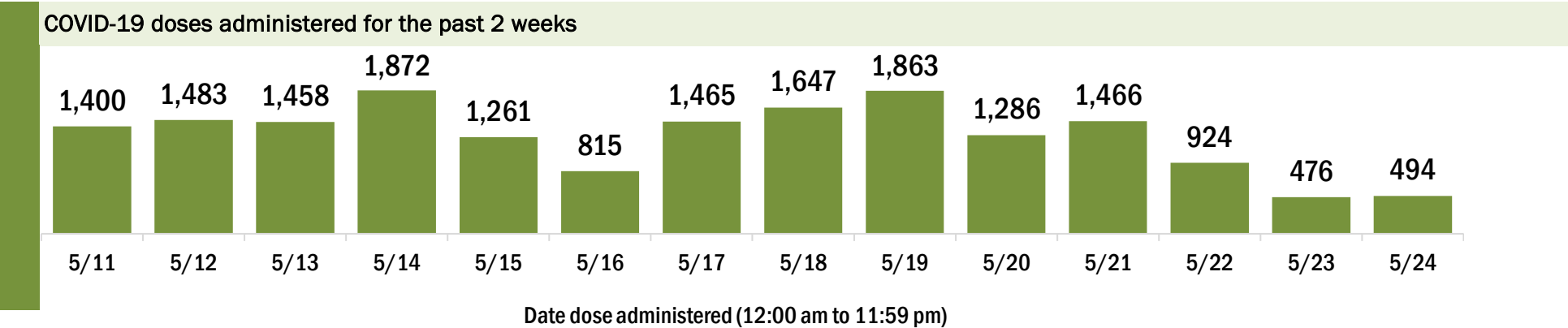
Data in this report are provisional and subject to change.

Data in this summary pertain to COVID-19 vaccines approved by the U.S. Food and Drug Administration and have been issued an Emergency Use Authorization (Janssen COVID-19 Vaccine, Moderna COVID-19 Vaccine and Pfizer-BioNTech COVID-19 Vaccine). These data summarize the number of people who have received either their first dose or have completed the series for a COVID-19 vaccine. **A person can only be counted in one category, first dose or series complete.** For persons receiving Moderna or Pfizer vaccines, once they receive their second dose, they are moved from the first dose column to the series completed column. **Because of this, the total first dose category may show a change from report to report not matching the total receiving their first dose from the previous day.** Persons receiving Johnson & Johnson vaccines will always be counted in the series completed column.

COVID-19 doses for vaccinated persons in Florida	
Doses administered	310,052
People receiving one dose of a 1-dose series (Johnson & Johnson) or receiving only one dose of a 2-dose series (Moderna, Pfizer) count once. Persons receiving both doses of a 2-dose series count twice.	

Current status of persons vaccinated for COVID-19 in Florida	
Total people vaccinated	173,458
First dose	28,359
Series completed	145,099
Completed 1-dose series	8,505
Completed 2-dose series	136,594
First dose: current number of people who have only received their first dose of the Moderna or Pfizer vaccine.	
Series complete: current number of people who have received both Moderna or Pfizer vaccine doses or one Johnson & Johnson dose and are considered fully immunized.	

Demographic summary	First dose	Series complete	Total people vaccinated
Age group	28,359	145,099	173,458
12-14 years	1,343	0	1,343
15-24 years	3,386	6,611	9,997
25-34 years	3,164	8,403	11,567
35-44 years	3,644	11,450	15,094
45-54 years	4,014	16,259	20,273
55-64 years	4,737	26,650	31,387
65-74 years	4,248	40,970	45,218
75-84 years	2,715	26,920	29,635
85+ years	1,108	7,836	8,944
Race	28,359	145,099	173,458
White	17,268	105,910	123,178
Black	2,128	8,070	10,198
American Indian/Alaskan	188	823	1,011
Other	3,624	13,374	16,998
Unknown	5,151	16,922	22,073
Other race includes Asian, native Hawaiian/Pacific Islander, or other.			
Ethnicity	28,359	145,099	173,458
Hispanic	4,176	12,630	16,806
Non-Hispanic	12,405	84,964	97,369
Unknown	11,778	47,505	59,283
Gender	28,359	145,099	173,458
Female	15,233	80,465	95,698
Male	13,081	64,520	77,601
Unknown	45	114	159



COVID-19: Lee County vaccine summary

Vaccination data through May 24, 2021 as of May 25, 2021 at 12:05 AM

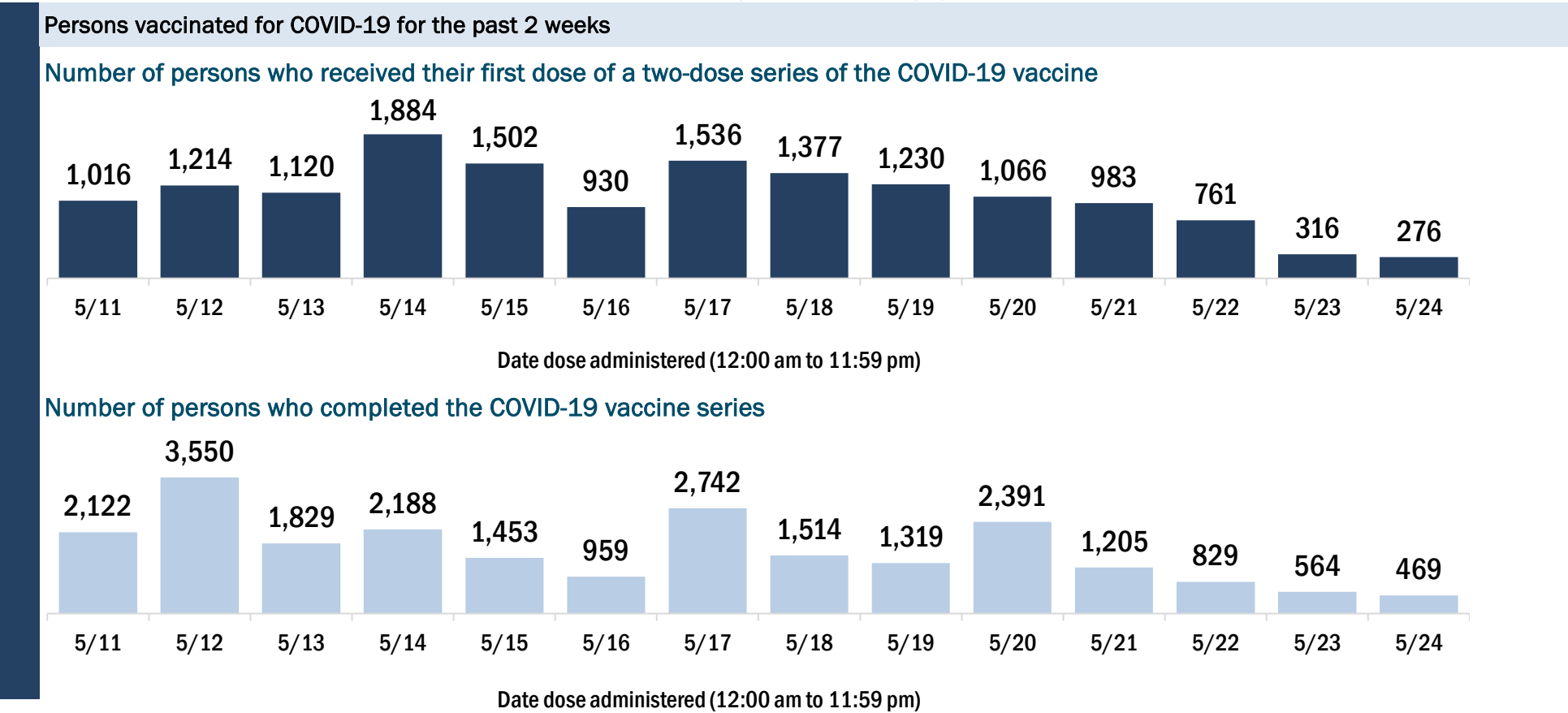
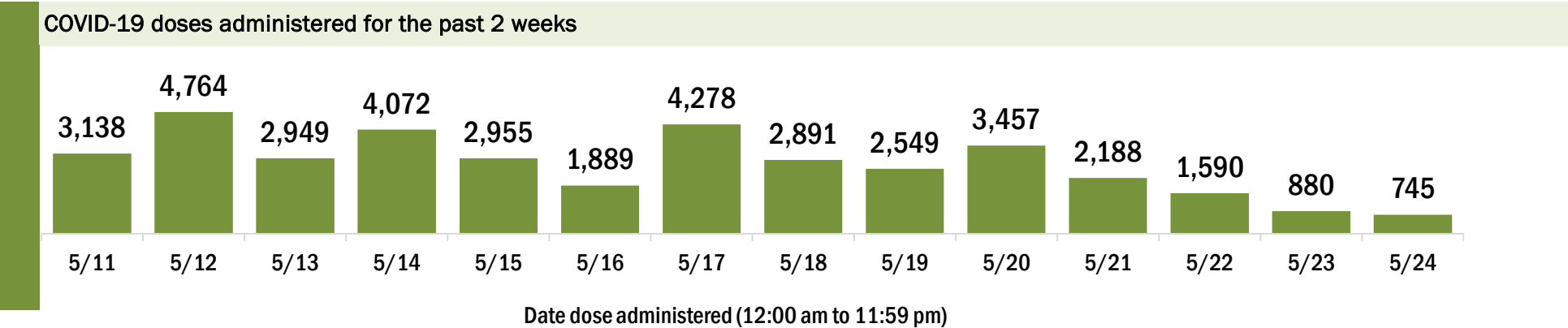
Data in this report are provisional and subject to change.

Data in this summary pertain to COVID-19 vaccines approved by the U.S. Food and Drug Administration and have been issued an Emergency Use Authorization (Janssen COVID-19 Vaccine, Moderna COVID-19 Vaccine and Pfizer-BioNTech COVID-19 Vaccine). These data summarize the number of people who have received either their first dose or have completed the series for a COVID-19 vaccine. **A person can only be counted in one category, first dose or series complete.** For persons receiving Moderna or Pfizer vaccines, once they receive their second dose, they are moved from the first dose column to the series completed column. **Because of this, the total first dose category may show a change from report to report not matching the total receiving their first dose from the previous day.** Persons receiving Johnson & Johnson vaccines will always be counted in the series completed column.

COVID-19 doses for vaccinated persons in Florida	
Doses administered	637,039
People receiving one dose of a 1-dose series (Johnson & Johnson) or receiving only one dose of a 2-dose series (Moderna, Pfizer) count once. Persons receiving both doses of a 2-dose series count twice.	

Current status of persons vaccinated for COVID-19 in Florida	
Total people vaccinated	359,689
First dose	64,275
Series completed	295,414
Completed 1-dose series	18,064
Completed 2-dose series	277,350
First dose: current number of people who have only received their first dose of the Moderna or Pfizer vaccine.	
Series complete: current number of people who have received both Moderna or Pfizer vaccine doses or one Johnson & Johnson dose and are considered fully immunized.	

Demographic summary	First dose	Series complete	Total people vaccinated
Age group	64,275	295,414	359,689
12-14 years	1,310	0	1,310
15-24 years	6,612	8,834	15,446
25-34 years	6,205	14,109	20,314
35-44 years	7,787	19,597	27,384
45-54 years	9,118	29,337	38,455
55-64 years	11,901	56,733	68,634
65-74 years	11,595	95,354	106,949
75-84 years	7,178	56,446	63,624
85+ years	2,569	15,004	17,573
Race	64,275	295,414	359,689
White	41,903	210,552	252,455
Black	3,069	8,036	11,105
American Indian/Alaskan	264	1,032	1,296
Other	6,839	21,104	27,943
Unknown	12,200	54,690	66,890
Other race includes Asian, native Hawaiian/Pacific Islander, or other.			
Ethnicity	64,275	295,414	359,689
Hispanic	12,400	27,340	39,740
Non-Hispanic	28,754	166,360	195,114
Unknown	23,121	101,714	124,835
Gender	64,275	295,414	359,689
Female	34,020	162,197	196,217
Male	30,090	132,762	162,852
Unknown	165	455	620



COVID-19: Leon County vaccine summary

Vaccination data through May 24, 2021 as of May 25, 2021 at 12:05 AM

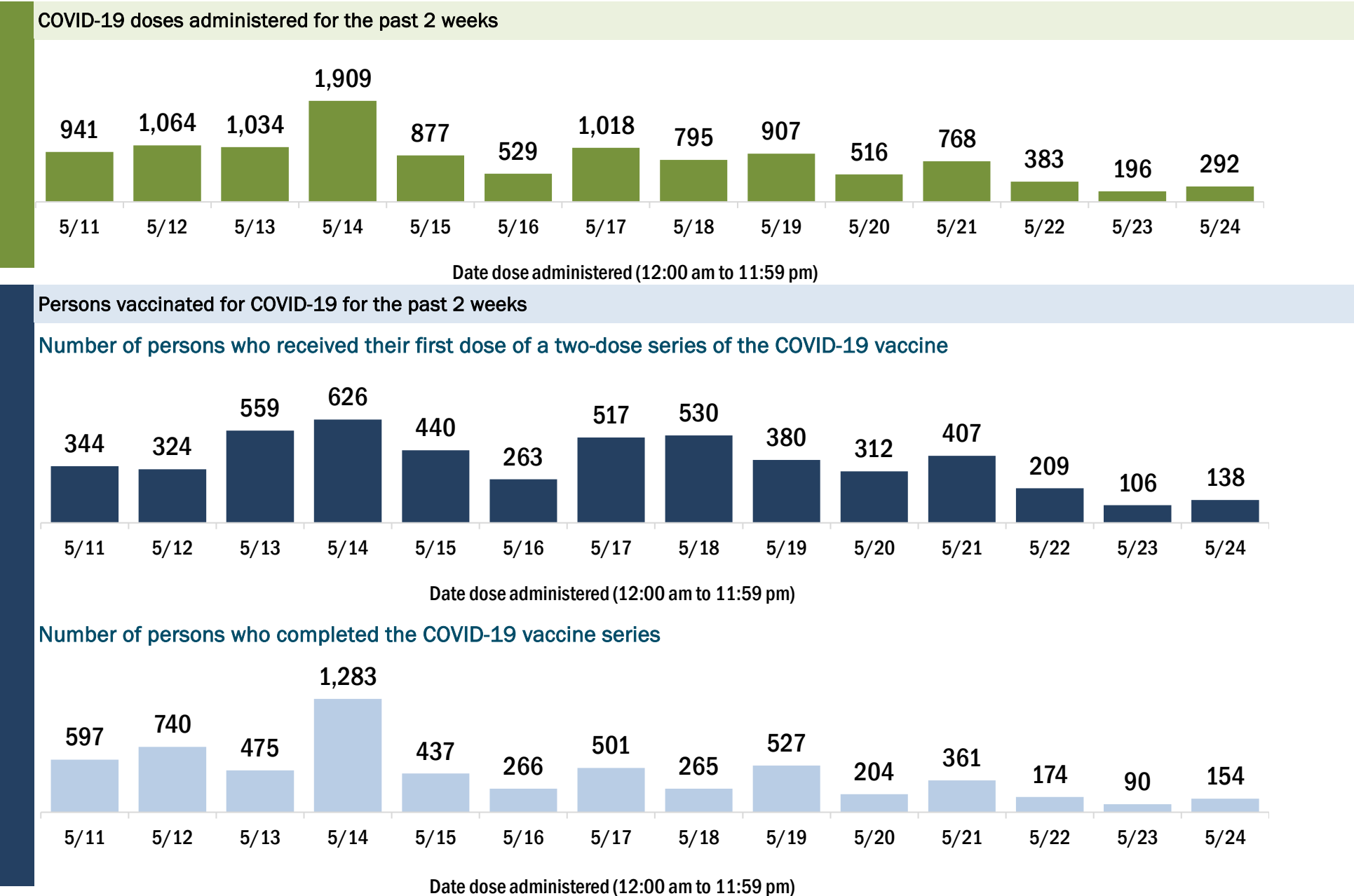
Data in this report are provisional and subject to change.

Data in this summary pertain to COVID-19 vaccines approved by the U.S. Food and Drug Administration and have been issued an Emergency Use Authorization (Janssen COVID-19 Vaccine, Moderna COVID-19 Vaccine and Pfizer-BioNTech COVID-19 Vaccine). These data summarize the number of people who have received either their first dose or have completed the series for a COVID-19 vaccine. **A person can only be counted in one category, first dose or series complete.** For persons receiving Moderna or Pfizer vaccines, once they receive their second dose, they are moved from the first dose column to the series completed column. **Because of this, the total first dose category may show a change from report to report not matching the total receiving their first dose from the previous day.** Persons receiving Johnson & Johnson vaccines will always be counted in the series completed column.

COVID-19 doses for vaccinated persons in Florida	
Doses administered	219,960
People receiving one dose of a 1-dose series (Johnson & Johnson) or receiving only one dose of a 2-dose series (Moderna, Pfizer) count once. Persons receiving both doses of a 2-dose series count twice.	

Current status of persons vaccinated for COVID-19 in Florida	
Total people vaccinated	122,651
First dose	20,072
Series completed	102,579
Completed 1-dose series	5,270
Completed 2-dose series	97,309
First dose: current number of people who have only received their first dose of the Moderna or Pfizer vaccine.	
Series complete: current number of people who have received both Moderna or Pfizer vaccine doses or one Johnson & Johnson dose and are considered fully immunized.	

Demographic summary	First dose	Series complete	Total people vaccinated
Age group	20,072	102,579	122,651
12-14 years	892	0	892
15-24 years	4,284	10,948	15,232
25-34 years	3,246	12,558	15,804
35-44 years	2,995	13,056	16,051
45-54 years	2,627	14,554	17,181
55-64 years	2,413	19,316	21,729
65-74 years	2,031	20,009	22,040
75-84 years	1,004	9,029	10,033
85+ years	580	3,109	3,689
Race	20,072	102,579	122,651
White	10,665	59,849	70,514
Black	3,837	14,667	18,504
American Indian/Alaskan	71	319	390
Other	2,541	17,863	20,404
Unknown	2,958	9,881	12,839
Other race includes Asian, native Hawaiian/Pacific Islander, or other.			
Ethnicity	20,072	102,579	122,651
Hispanic	1,462	5,145	6,607
Non-Hispanic	12,527	74,198	86,725
Unknown	6,083	23,236	29,319
Gender	20,072	102,579	122,651
Female	10,911	58,148	69,059
Male	9,113	44,386	53,499
Unknown	48	45	93



COVID-19: Levy County vaccine summary

Vaccination data through May 24, 2021 as of May 25, 2021 at 12:05 AM

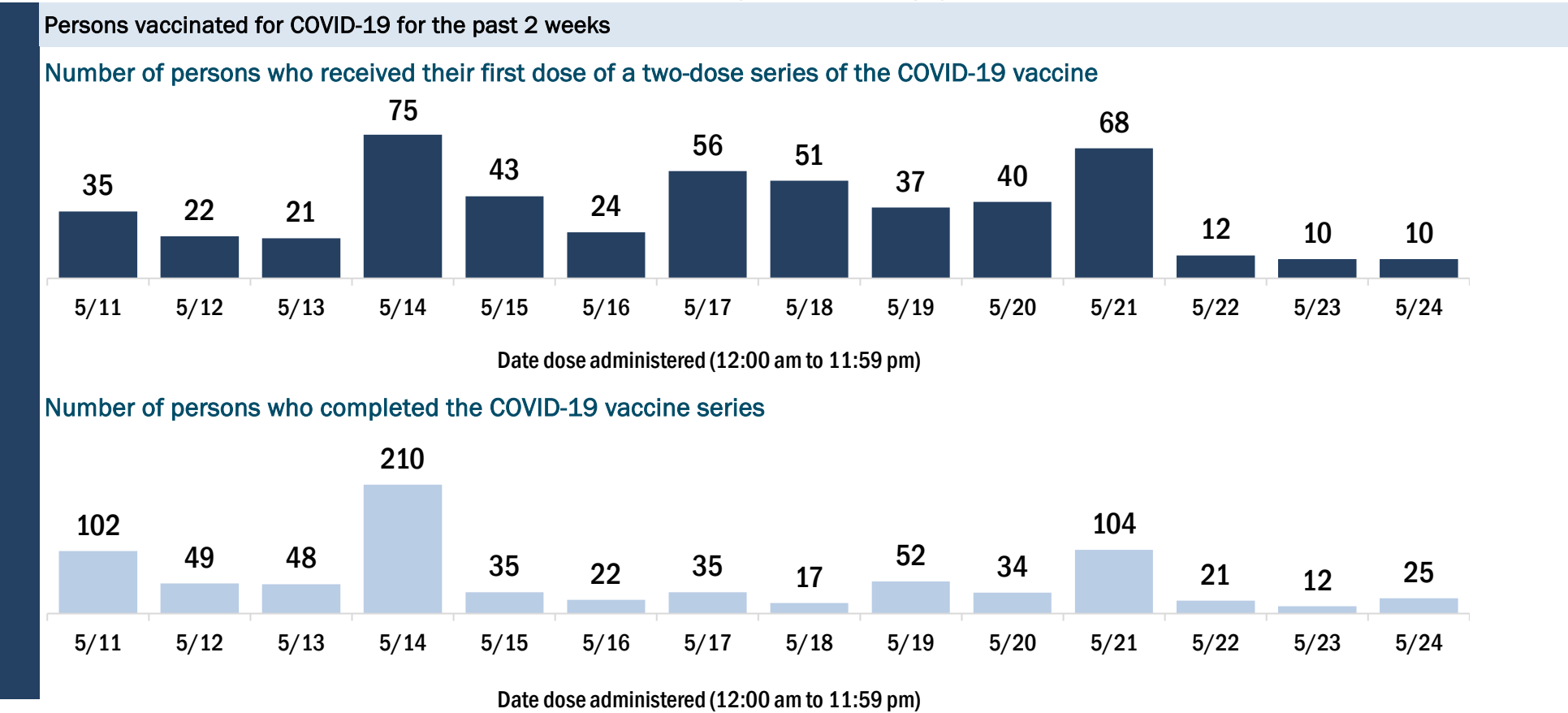
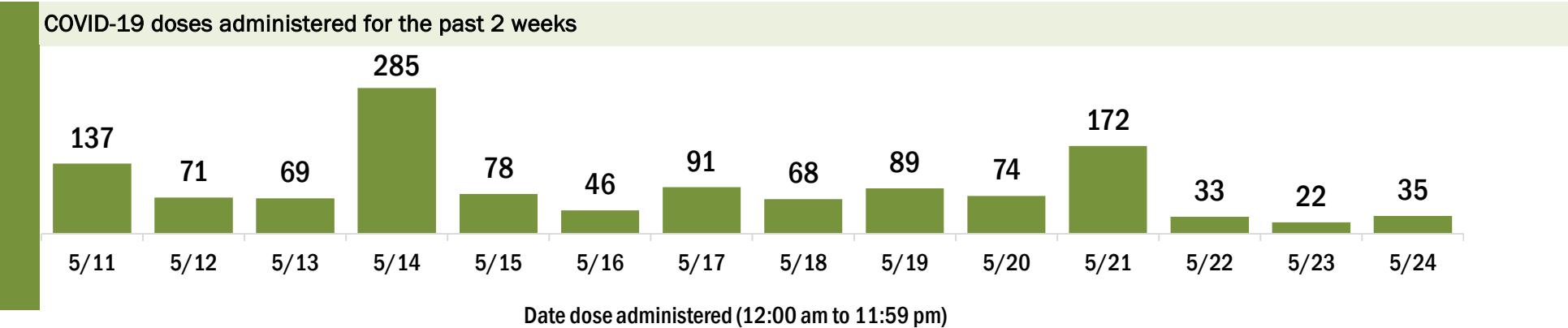
Data in this report are provisional and subject to change.

Data in this summary pertain to COVID-19 vaccines approved by the U.S. Food and Drug Administration and have been issued an Emergency Use Authorization (Janssen COVID-19 Vaccine, Moderna COVID-19 Vaccine and Pfizer-BioNTech COVID-19 Vaccine). These data summarize the number of people who have received either their first dose or have completed the series for a COVID-19 vaccine. **A person can only be counted in one category, first dose or series complete.** For persons receiving Moderna or Pfizer vaccines, once they receive their second dose, they are moved from the first dose column to the series completed column. **Because of this, the total first dose category may show a change from report to report not matching the total receiving their first dose from the previous day.** Persons receiving Johnson & Johnson vaccines will always be counted in the series completed column.

COVID-19 doses for vaccinated persons in Florida	
Doses administered	22,704
People receiving one dose of a 1-dose series (Johnson & Johnson) or receiving only one dose of a 2-dose series (Moderna, Pfizer) count once. Persons receiving both doses of a 2-dose series count twice.	

Current status of persons vaccinated for COVID-19 in Florida	
Total people vaccinated	13,051
First dose	1,967
Series completed	11,084
Completed 1-dose series	1,431
Completed 2-dose series	9,653
First dose: current number of people who have only received their first dose of the Moderna or Pfizer vaccine.	
Series complete: current number of people who have received both Moderna or Pfizer vaccine doses or one Johnson & Johnson dose and are considered fully immunized.	

Demographic summary	First dose	Series complete	Total people vaccinated
Age group	1,967	11,084	13,051
12-14 years	33	0	33
15-24 years	157	266	423
25-34 years	195	437	632
35-44 years	217	599	816
45-54 years	256	1,059	1,315
55-64 years	478	2,447	2,925
65-74 years	394	3,787	4,181
75-84 years	187	2,003	2,190
85+ years	50	486	536
Race	1,967	11,084	13,051
White	1,364	8,770	10,134
Black	191	719	910
American Indian/Alaskan	10	57	67
Other	178	629	807
Unknown	224	909	1,133
Other race includes Asian, native Hawaiian/Pacific Islander, or other.			
Ethnicity	1,967	11,084	13,051
Hispanic	196	567	763
Non-Hispanic	1,224	8,041	9,265
Unknown	547	2,476	3,023
Gender	1,967	11,084	13,051
Female	1,094	6,231	7,325
Male	871	4,852	5,723
Unknown	2	1	3



COVID-19: Liberty County vaccine summary

Vaccination data through May 24, 2021 as of May 25, 2021 at 12:05 AM

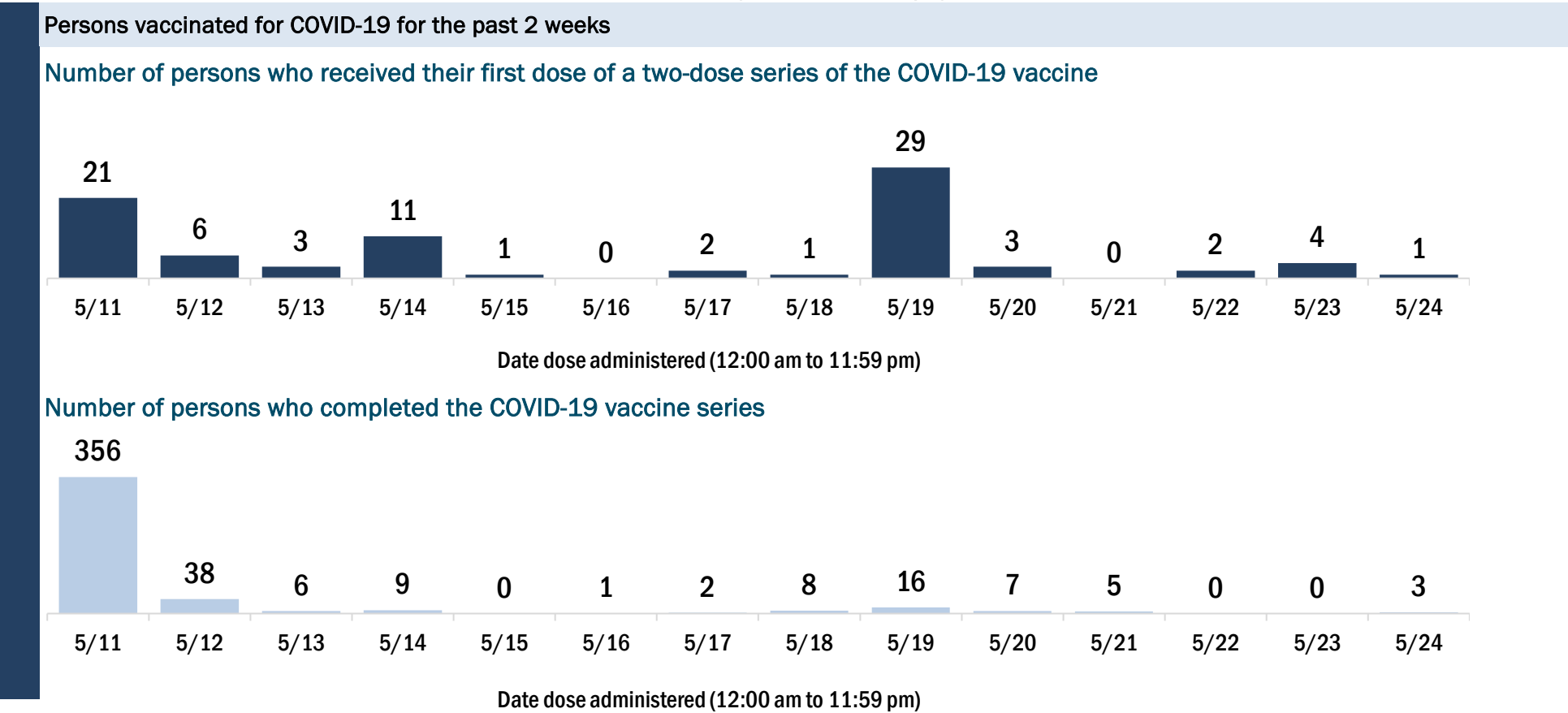
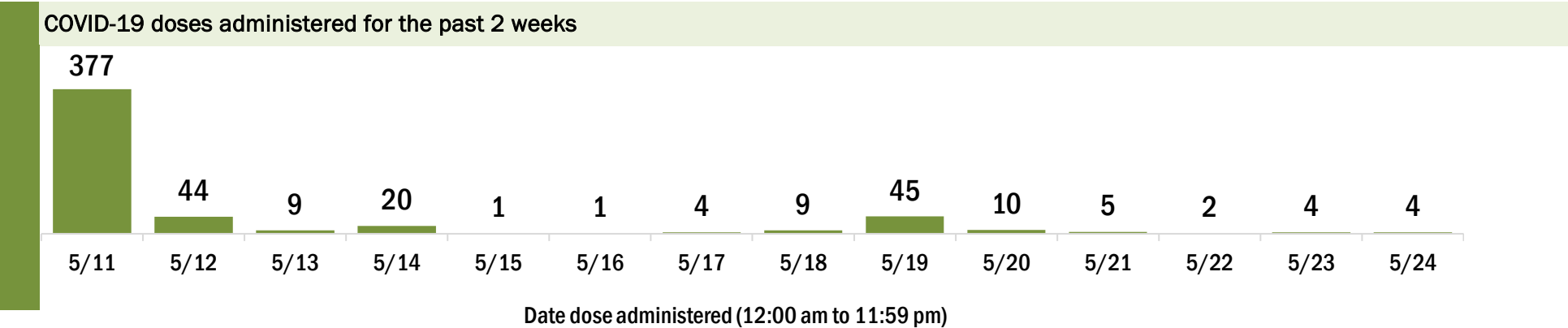
Data in this report are provisional and subject to change.

Data in this summary pertain to COVID-19 vaccines approved by the U.S. Food and Drug Administration and have been issued an Emergency Use Authorization (Janssen COVID-19 Vaccine, Moderna COVID-19 Vaccine and Pfizer-BioNTech COVID-19 Vaccine). These data summarize the number of people who have received either their first dose or have completed the series for a COVID-19 vaccine. **A person can only be counted in one category, first dose or series complete.** For persons receiving Moderna or Pfizer vaccines, once they receive their second dose, they are moved from the first dose column to the series completed column. **Because of this, the total first dose category may show a change from report to report not matching the total receiving their first dose from the previous day.** Persons receiving Johnson & Johnson vaccines will always be counted in the series completed column.

COVID-19 doses for vaccinated persons in Florida	
Doses administered	3,823
People receiving one dose of a 1-dose series (Johnson & Johnson) or receiving only one dose of a 2-dose series (Moderna, Pfizer) count once. Persons receiving both doses of a 2-dose series count twice.	

Current status of persons vaccinated for COVID-19 in Florida	
Total people vaccinated	2,135
First dose	342
Series completed	1,793
Completed 1-dose series	105
Completed 2-dose series	1,688
First dose: current number of people who have only received their first dose of the Moderna or Pfizer vaccine.	
Series complete: current number of people who have received both Moderna or Pfizer vaccine doses or one Johnson & Johnson dose and are considered fully immunized.	

Demographic summary	First dose	Series complete	Total people vaccinated
Age group	342	1,793	2,135
12-14 years	0	0	0
15-24 years	21	44	65
25-34 years	52	106	158
35-44 years	64	205	269
45-54 years	68	256	324
55-64 years	71	435	506
65-74 years	43	454	497
75-84 years	19	234	253
85+ years	4	59	63
Race	342	1,793	2,135
White	159	1,085	1,244
Black	41	180	221
American Indian/Alaskan	2	11	13
Other	24	129	153
Unknown	116	388	504
Other race includes Asian, native Hawaiian/Pacific Islander, or other.			
Ethnicity	342	1,793	2,135
Hispanic	18	24	42
Non-Hispanic	113	794	907
Unknown	211	975	1,186
Gender	342	1,793	2,135
Female	116	765	881
Male	226	1,028	1,254
Unknown	0	0	0



COVID-19: Madison County vaccine summary

Vaccination data through May 24, 2021 as of May 25, 2021 at 12:05 AM

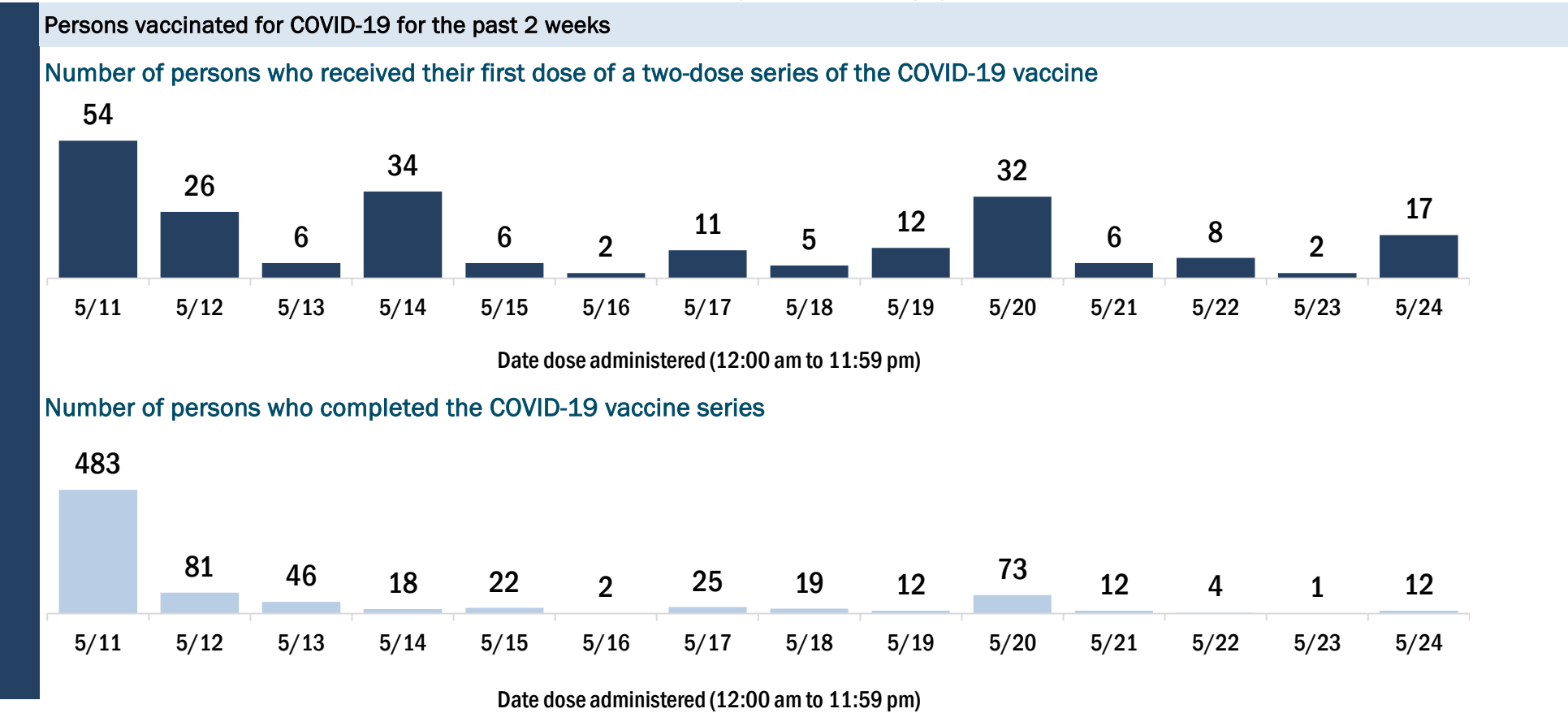
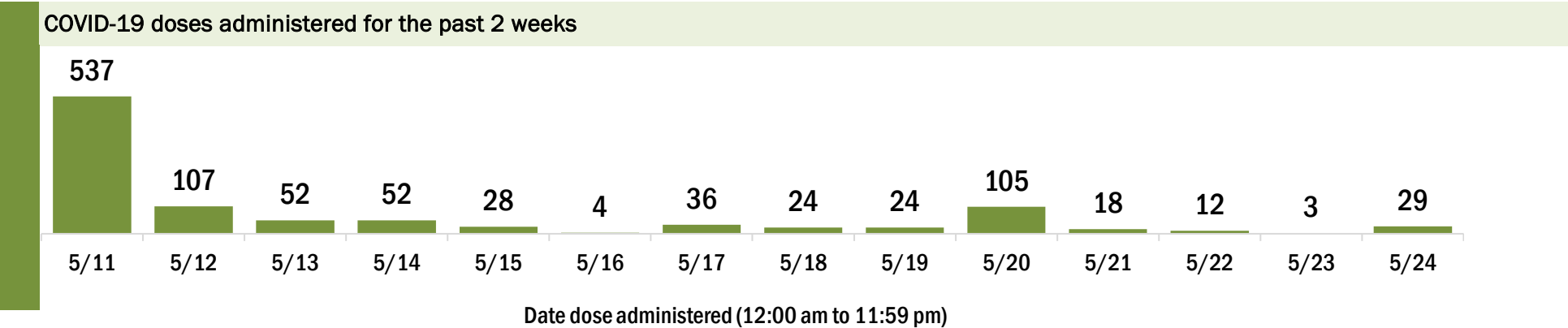
Data in this report are provisional and subject to change.

Data in this summary pertain to COVID-19 vaccines approved by the U.S. Food and Drug Administration and have been issued an Emergency Use Authorization (Janssen COVID-19 Vaccine, Moderna COVID-19 Vaccine and Pfizer-BioNTech COVID-19 Vaccine). These data summarize the number of people who have received either their first dose or have completed the series for a COVID-19 vaccine. **A person can only be counted in one category, first dose or series complete.** For persons receiving Moderna or Pfizer vaccines, once they receive their second dose, they are moved from the first dose column to the series completed column. **Because of this, the total first dose category may show a change from report to report not matching the total receiving their first dose from the previous day.** Persons receiving Johnson & Johnson vaccines will always be counted in the series completed column.

COVID-19 doses for vaccinated persons in Florida	
Doses administered	10,232
People receiving one dose of a 1-dose series (Johnson & Johnson) or receiving only one dose of a 2-dose series (Moderna, Pfizer) count once. Persons receiving both doses of a 2-dose series count twice.	

Current status of persons vaccinated for COVID-19 in Florida	
Total people vaccinated	5,841
First dose	971
Series completed	4,870
Completed 1-dose series	479
Completed 2-dose series	4,391
First dose: current number of people who have only received their first dose of the Moderna or Pfizer vaccine.	
Series complete: current number of people who have received both Moderna or Pfizer vaccine doses or one Johnson & Johnson dose and are considered fully immunized.	

Demographic summary	First dose	Series complete	Total people vaccinated
Age group	971	4,870	5,841
12-14 years	6	0	6
15-24 years	66	108	174
25-34 years	110	222	332
35-44 years	124	425	549
45-54 years	173	641	814
55-64 years	279	1,031	1,310
65-74 years	126	1,468	1,594
75-84 years	62	770	832
85+ years	25	205	230
Race	971	4,870	5,841
White	458	2,684	3,142
Black	349	1,547	1,896
American Indian/Alaskan	0	8	8
Other	74	388	462
Unknown	90	243	333
Other race includes Asian, native Hawaiian/Pacific Islander, or other.			
Ethnicity	971	4,870	5,841
Hispanic	53	232	285
Non-Hispanic	717	2,923	3,640
Unknown	201	1,715	1,916
Gender	971	4,870	5,841
Female	463	2,402	2,865
Male	508	2,468	2,976
Unknown	0	0	0



COVID-19: Manatee County vaccine summary

Vaccination data through May 24, 2021 as of May 25, 2021 at 12:05 AM

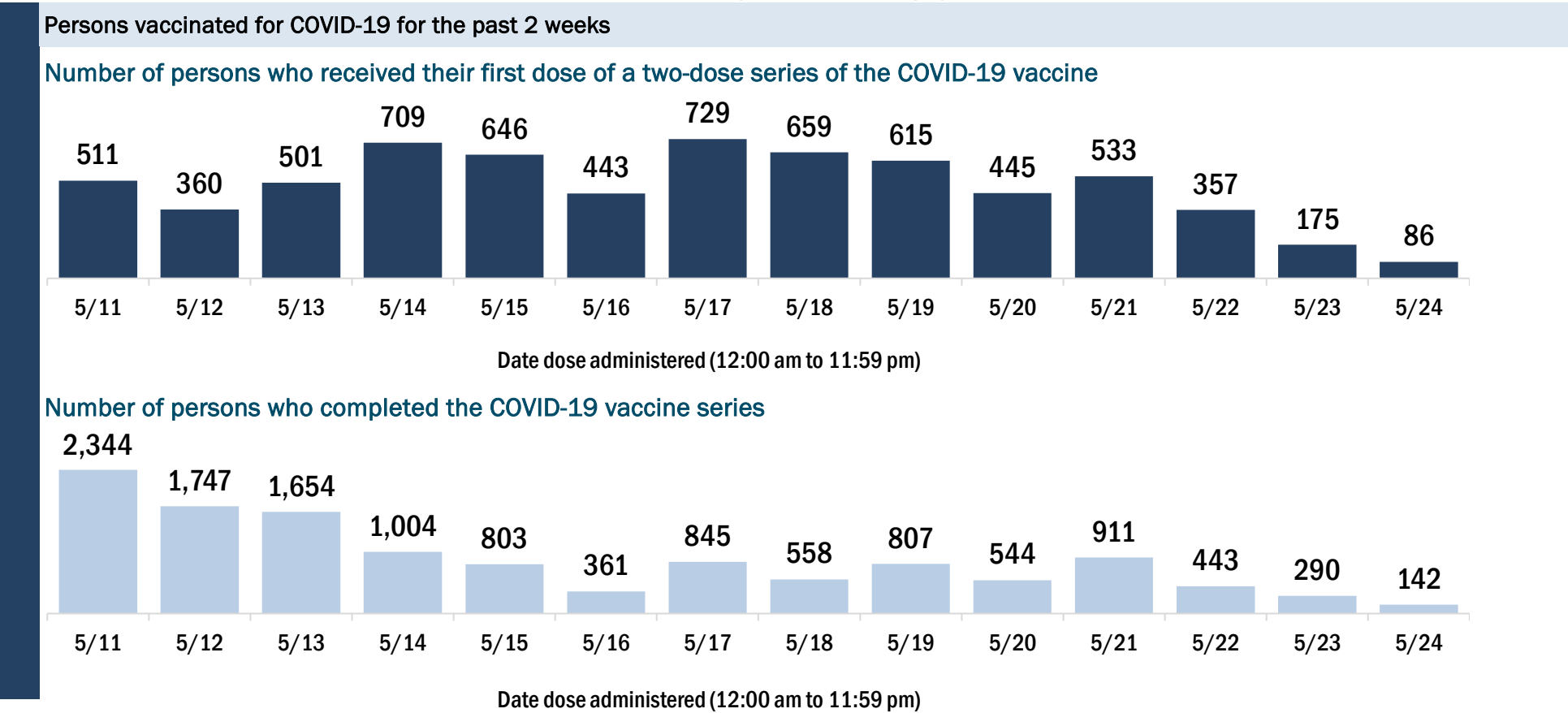
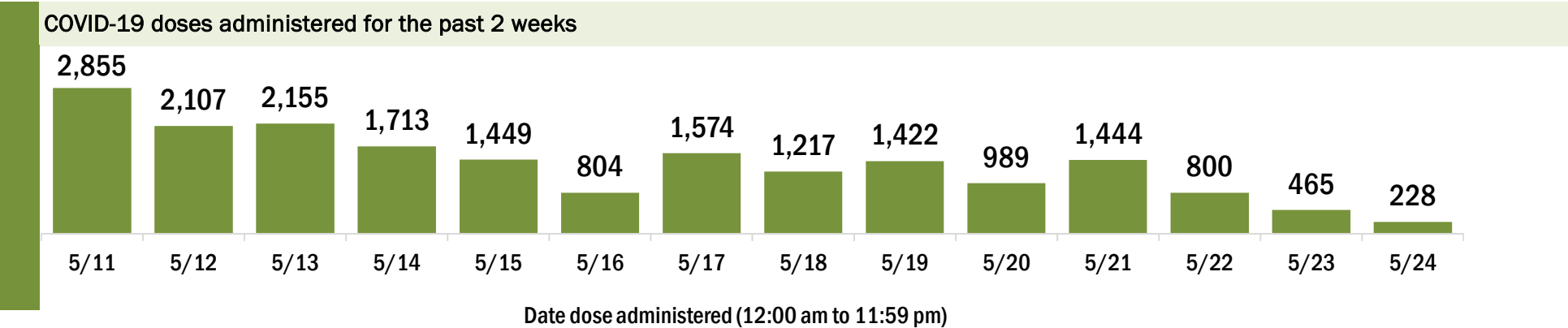
Data in this report are provisional and subject to change.

Data in this summary pertain to COVID-19 vaccines approved by the U.S. Food and Drug Administration and have been issued an Emergency Use Authorization (Janssen COVID-19 Vaccine, Moderna COVID-19 Vaccine and Pfizer-BioNTech COVID-19 Vaccine). These data summarize the number of people who have received either their first dose or have completed the series for a COVID-19 vaccine. **A person can only be counted in one category, first dose or series complete.** For persons receiving Moderna or Pfizer vaccines, once they receive their second dose, they are moved from the first dose column to the series completed column. **Because of this, the total first dose category may show a change from report to report not matching the total receiving their first dose from the previous day.** Persons receiving Johnson & Johnson vaccines will always be counted in the series completed column.

COVID-19 doses for vaccinated persons in Florida	
Doses administered	328,366
People receiving one dose of a 1-dose series (Johnson & Johnson) or receiving only one dose of a 2-dose series (Moderna, Pfizer) count once. Persons receiving both doses of a 2-dose series count twice.	

Current status of persons vaccinated for COVID-19 in Florida	
Total people vaccinated	185,323
First dose	33,825
Series completed	151,498
Completed 1-dose series	8,455
Completed 2-dose series	143,043
First dose: current number of people who have only received their first dose of the Moderna or Pfizer vaccine.	
Series complete: current number of people who have received both Moderna or Pfizer vaccine doses or one Johnson & Johnson dose and are considered fully immunized.	

Demographic summary	First dose	Series complete	Total people vaccinated
Age group	33,825	151,498	185,323
12-14 years	724	0	724
15-24 years	3,142	5,640	8,782
25-34 years	3,028	8,257	11,285
35-44 years	3,620	11,386	15,006
45-54 years	4,578	17,215	21,793
55-64 years	5,948	30,600	36,548
65-74 years	6,819	45,248	52,067
75-84 years	4,309	25,455	29,764
85+ years	1,657	7,697	9,354
Race	33,825	151,498	185,323
White	23,320	114,550	137,870
Black	1,490	5,053	6,543
American Indian/Alaskan	155	619	774
Other	3,181	12,368	15,549
Unknown	5,679	18,908	24,587
Other race includes Asian, native Hawaiian/Pacific Islander, or other.			
Ethnicity	33,825	151,498	185,323
Hispanic	3,948	10,109	14,057
Non-Hispanic	17,721	91,110	108,831
Unknown	12,156	50,279	62,435
Gender	33,825	151,498	185,323
Female	18,074	83,416	101,490
Male	15,642	68,003	83,645
Unknown	109	79	188



COVID-19: Marion County vaccine summary

Vaccination data through May 24, 2021 as of May 25, 2021 at 12:05 AM

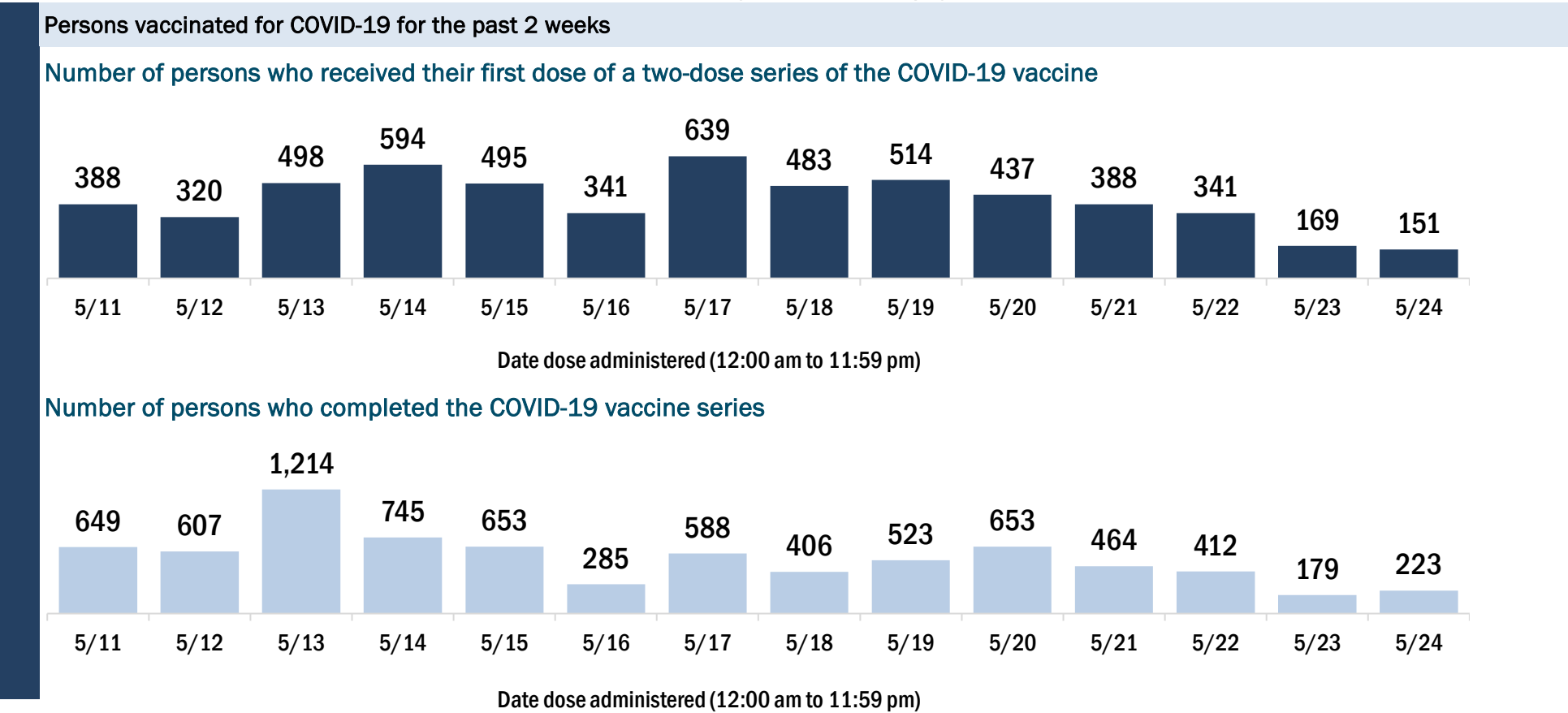
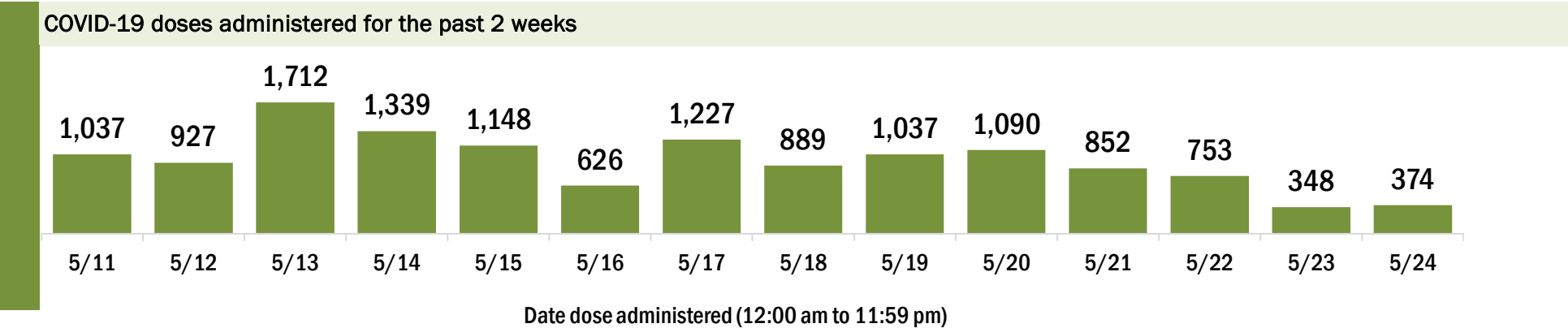
Data in this report are provisional and subject to change.

Data in this summary pertain to COVID-19 vaccines approved by the U.S. Food and Drug Administration and have been issued an Emergency Use Authorization (Janssen COVID-19 Vaccine, Moderna COVID-19 Vaccine and Pfizer-BioNTech COVID-19 Vaccine). These data summarize the number of people who have received either their first dose or have completed the series for a COVID-19 vaccine. **A person can only be counted in one category, first dose or series complete.** For persons receiving Moderna or Pfizer vaccines, once they receive their second dose, they are moved from the first dose column to the series completed column. **Because of this, the total first dose category may show a change from report to report not matching the total receiving their first dose from the previous day.** Persons receiving Johnson & Johnson vaccines will always be counted in the series completed column.

COVID-19 doses for vaccinated persons in Florida	
Doses administered	273,566
People receiving one dose of a 1-dose series (Johnson & Johnson) or receiving only one dose of a 2-dose series (Moderna, Pfizer) count once. Persons receiving both doses of a 2-dose series count twice.	

Current status of persons vaccinated for COVID-19 in Florida	
Total people vaccinated	152,212
First dose	23,963
Series completed	128,249
Completed 1-dose series	6,895
Completed 2-dose series	121,354
First dose: current number of people who have only received their first dose of the Moderna or Pfizer vaccine.	
Series complete: current number of people who have received both Moderna or Pfizer vaccine doses or one Johnson & Johnson dose and are considered fully immunized.	

Demographic summary	First dose	Series complete	Total people vaccinated
Age group	23,963	128,249	152,212
12-14 years	477	0	477
15-24 years	2,314	4,135	6,449
25-34 years	2,290	6,042	8,332
35-44 years	2,640	8,324	10,964
45-54 years	3,350	12,484	15,834
55-64 years	4,847	23,451	28,298
65-74 years	4,136	39,412	43,548
75-84 years	2,782	26,841	29,623
85+ years	1,127	7,560	8,687
Race	23,963	128,249	152,212
White	14,511	89,163	103,674
Black	2,070	8,841	10,911
American Indian/Alaskan	107	503	610
Other	3,007	11,800	14,807
Unknown	4,268	17,942	22,210
Other race includes Asian, native Hawaiian/Pacific Islander, or other.			
Ethnicity	23,963	128,249	152,212
Hispanic	3,260	10,630	13,890
Non-Hispanic	11,759	78,371	90,130
Unknown	8,944	39,248	48,192
Gender	23,963	128,249	152,212
Female	13,268	72,669	85,937
Male	10,646	55,533	66,179
Unknown	49	47	96



COVID-19: Martin County vaccine summary

Vaccination data through May 24, 2021 as of May 25, 2021 at 12:05 AM

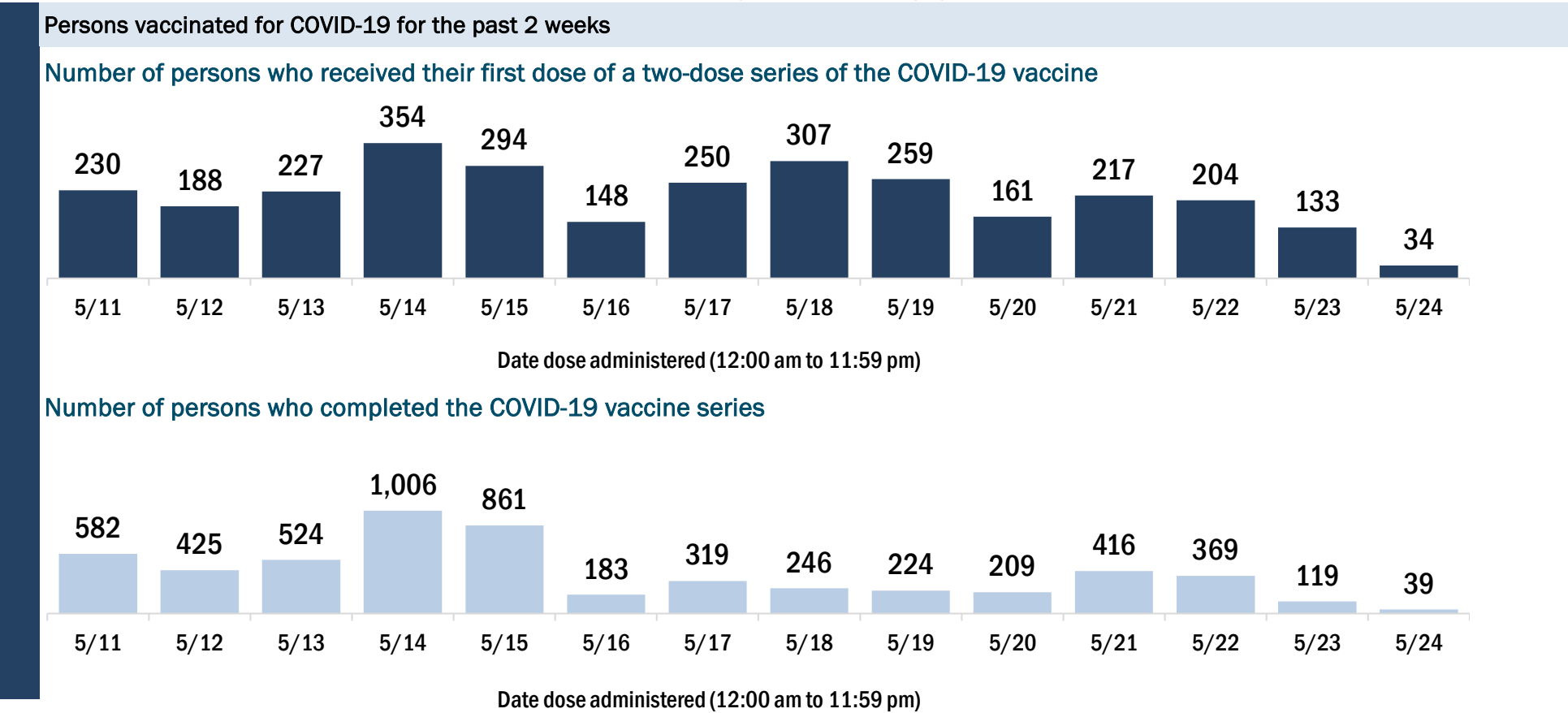
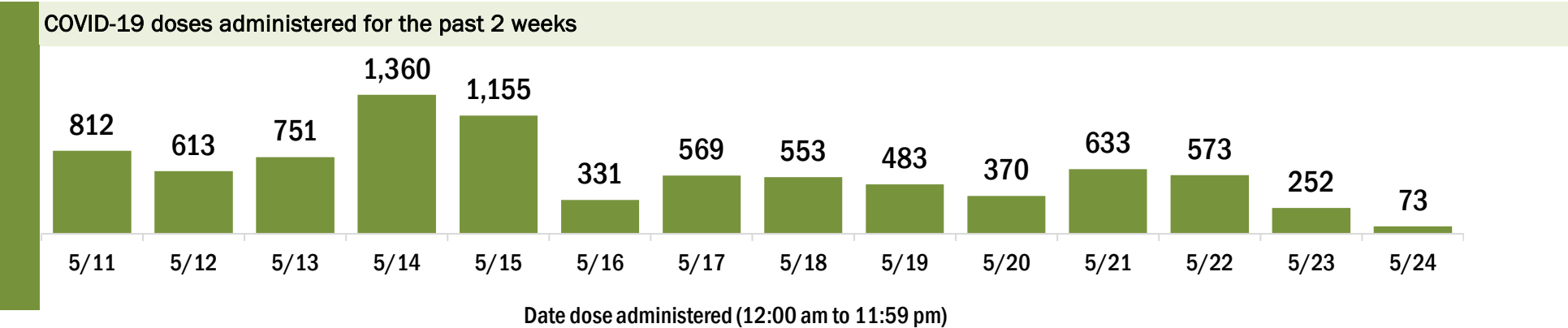
Data in this report are provisional and subject to change.

Data in this summary pertain to COVID-19 vaccines approved by the U.S. Food and Drug Administration and have been issued an Emergency Use Authorization (Janssen COVID-19 Vaccine, Moderna COVID-19 Vaccine and Pfizer-BioNTech COVID-19 Vaccine). These data summarize the number of people who have received either their first dose or have completed the series for a COVID-19 vaccine. **A person can only be counted in one category, first dose or series complete.** For persons receiving Moderna or Pfizer vaccines, once they receive their second dose, they are moved from the first dose column to the series completed column. **Because of this, the total first dose category may show a change from report to report not matching the total receiving their first dose from the previous day.** Persons receiving Johnson & Johnson vaccines will always be counted in the series completed column.

COVID-19 doses for vaccinated persons in Florida	
Doses administered	142,313
People receiving one dose of a 1-dose series (Johnson & Johnson) or receiving only one dose of a 2-dose series (Moderna, Pfizer) count once. Persons receiving both doses of a 2-dose series count twice.	

Current status of persons vaccinated for COVID-19 in Florida	
Total people vaccinated	80,498
First dose	14,495
Series completed	66,003
Completed 1-dose series	4,188
Completed 2-dose series	61,815
First dose: current number of people who have only received their first dose of the Moderna or Pfizer vaccine.	
Series complete: current number of people who have received both Moderna or Pfizer vaccine doses or one Johnson & Johnson dose and are considered fully immunized.	

Demographic summary	First dose	Series complete	Total people vaccinated
Age group	14,495	66,003	80,498
12-14 years	323	0	323
15-24 years	1,324	2,076	3,400
25-34 years	1,170	2,677	3,847
35-44 years	1,407	4,303	5,710
45-54 years	2,053	6,620	8,673
55-64 years	3,392	13,478	16,870
65-74 years	2,383	19,199	21,582
75-84 years	1,669	12,921	14,590
85+ years	774	4,729	5,503
Race	14,495	66,003	80,498
White	10,057	45,192	55,249
Black	524	1,683	2,207
American Indian/Alaskan	54	139	193
Other	1,282	4,754	6,036
Unknown	2,578	14,235	16,813
Other race includes Asian, native Hawaiian/Pacific Islander, or other.			
Ethnicity	14,495	66,003	80,498
Hispanic	1,383	3,150	4,533
Non-Hispanic	7,251	30,008	37,259
Unknown	5,861	32,845	38,706
Gender	14,495	66,003	80,498
Female	7,578	36,308	43,886
Male	6,898	29,676	36,574
Unknown	19	19	38



COVID-19: Monroe County vaccine summary

Vaccination data through May 24, 2021 as of May 25, 2021 at 12:05 AM

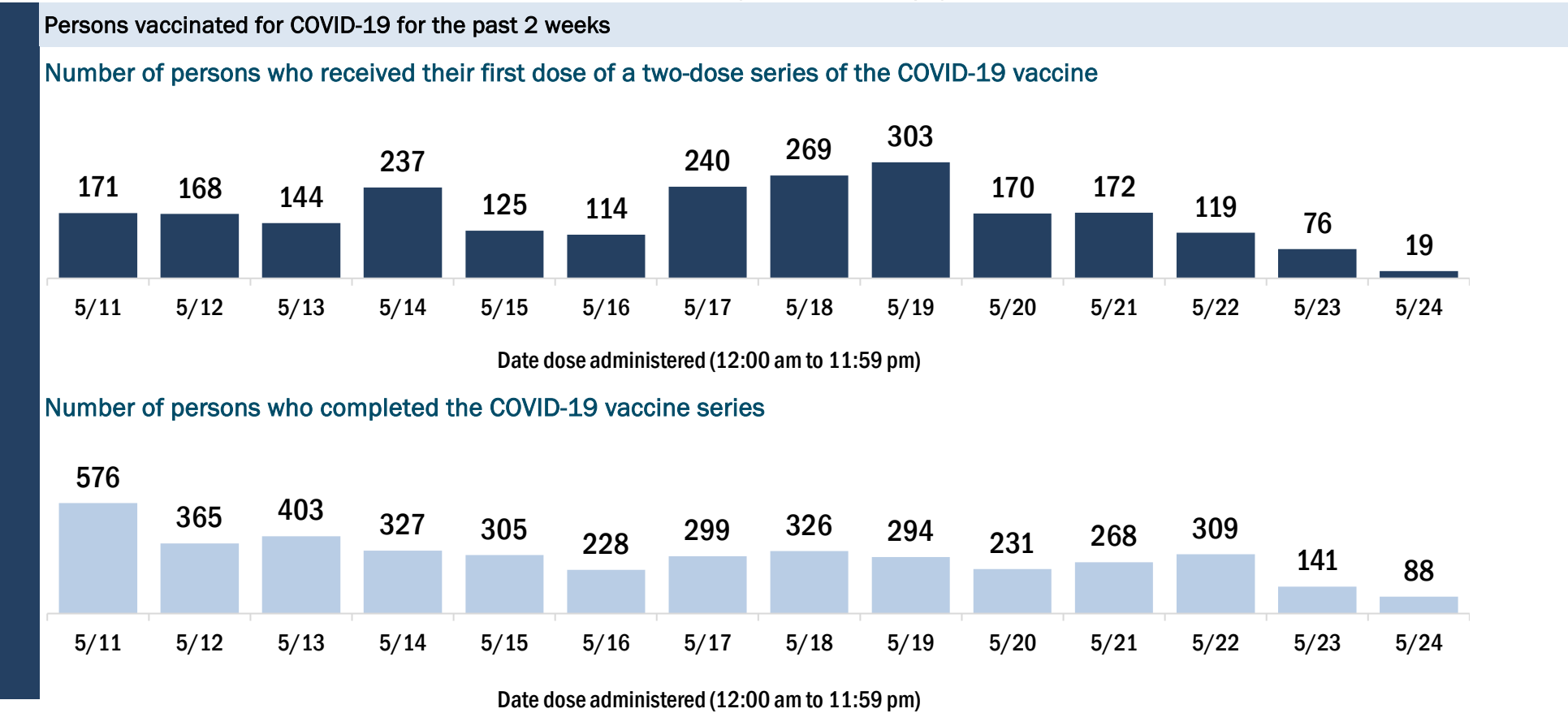
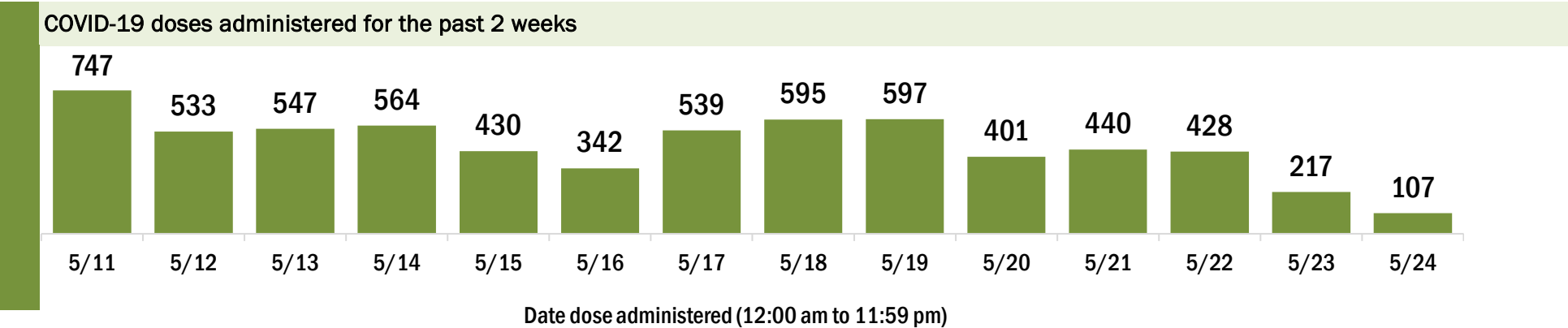
Data in this report are provisional and subject to change.

Data in this summary pertain to COVID-19 vaccines approved by the U.S. Food and Drug Administration and have been issued an Emergency Use Authorization (Janssen COVID-19 Vaccine, Moderna COVID-19 Vaccine and Pfizer-BioNTech COVID-19 Vaccine). These data summarize the number of people who have received either their first dose or have completed the series for a COVID-19 vaccine. **A person can only be counted in one category, first dose or series complete.** For persons receiving Moderna or Pfizer vaccines, once they receive their second dose, they are moved from the first dose column to the series completed column. **Because of this, the total first dose category may show a change from report to report not matching the total receiving their first dose from the previous day.** Persons receiving Johnson & Johnson vaccines will always be counted in the series completed column.

COVID-19 doses for vaccinated persons in Florida	
Doses administered	70,970
People receiving one dose of a 1-dose series (Johnson & Johnson) or receiving only one dose of a 2-dose series (Moderna, Pfizer) count once. Persons receiving both doses of a 2-dose series count twice.	

Current status of persons vaccinated for COVID-19 in Florida	
Total people vaccinated	41,810
First dose	9,570
Series completed	32,240
Completed 1-dose series	3,080
Completed 2-dose series	29,160
First dose: current number of people who have only received their first dose of the Moderna or Pfizer vaccine.	
Series complete: current number of people who have received both Moderna or Pfizer vaccine doses or one Johnson & Johnson dose and are considered fully immunized.	

Demographic summary	First dose	Series complete	Total people vaccinated
Age group	9,570	32,240	41,810
12-14 years	123	0	123
15-24 years	780	1,029	1,809
25-34 years	1,160	1,915	3,075
35-44 years	1,422	2,872	4,294
45-54 years	1,762	4,339	6,101
55-64 years	2,130	7,652	9,782
65-74 years	1,487	9,391	10,878
75-84 years	567	4,039	4,606
85+ years	139	1,003	1,142
Race	9,570	32,240	41,810
White	6,148	23,174	29,322
Black	308	714	1,022
American Indian/Alaskan	39	117	156
Other	719	1,965	2,684
Unknown	2,356	6,270	8,626
Other race includes Asian, native Hawaiian/Pacific Islander, or other.			
Ethnicity	9,570	32,240	41,810
Hispanic	1,594	3,630	5,224
Non-Hispanic	4,230	17,694	21,924
Unknown	3,746	10,916	14,662
Gender	9,570	32,240	41,810
Female	4,667	16,538	21,205
Male	4,894	15,699	20,593
Unknown	9	3	12



COVID-19: Nassau County vaccine summary

Vaccination data through May 24, 2021 as of May 25, 2021 at 12:05 AM

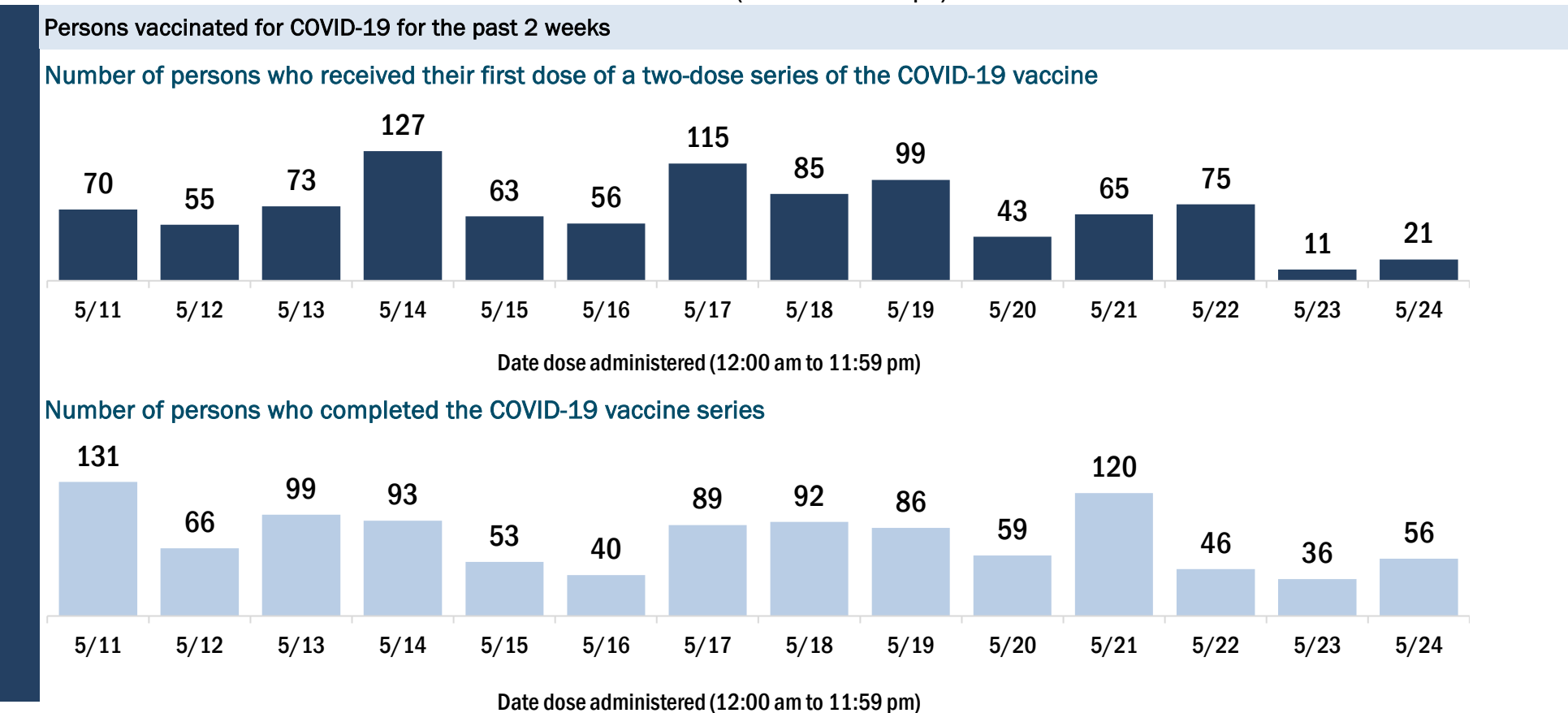
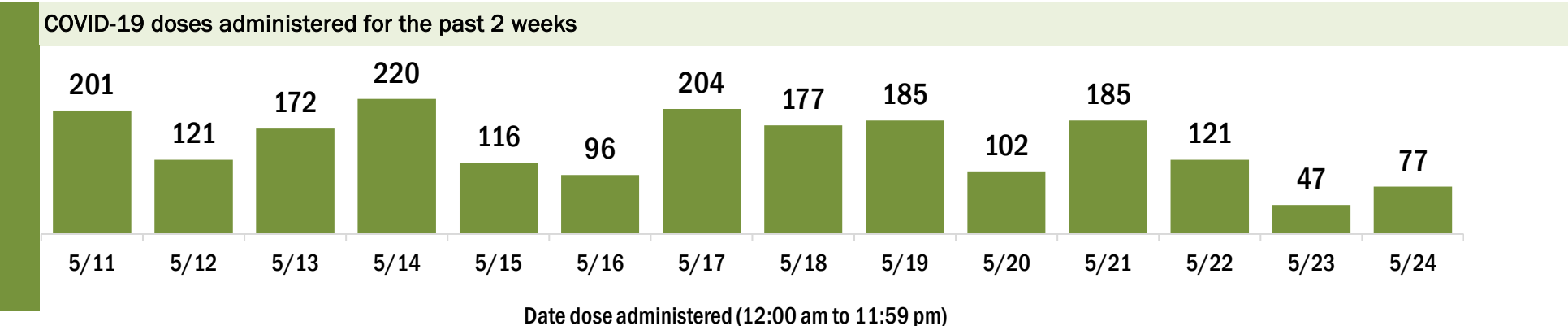
Data in this report are provisional and subject to change.

Data in this summary pertain to COVID-19 vaccines approved by the U.S. Food and Drug Administration and have been issued an Emergency Use Authorization (Janssen COVID-19 Vaccine, Moderna COVID-19 Vaccine and Pfizer-BioNTech COVID-19 Vaccine). These data summarize the number of people who have received either their first dose or have completed the series for a COVID-19 vaccine. **A person can only be counted in one category, first dose or series complete.** For persons receiving Moderna or Pfizer vaccines, once they receive their second dose, they are moved from the first dose column to the series completed column. **Because of this, the total first dose category may show a change from report to report not matching the total receiving their first dose from the previous day.** Persons receiving Johnson & Johnson vaccines will always be counted in the series completed column.

COVID-19 doses for vaccinated persons in Florida	
Doses administered	65,339
People receiving one dose of a 1-dose series (Johnson & Johnson) or receiving only one dose of a 2-dose series (Moderna, Pfizer) count once. Persons receiving both doses of a 2-dose series count twice.	

Current status of persons vaccinated for COVID-19 in Florida	
Total people vaccinated	35,939
First dose	3,979
Series completed	31,960
Completed 1-dose series	2,560
Completed 2-dose series	29,400
First dose: current number of people who have only received their first dose of the Moderna or Pfizer vaccine.	
Series complete: current number of people who have received both Moderna or Pfizer vaccine doses or one Johnson & Johnson dose and are considered fully immunized.	

Demographic summary	First dose	Series complete	Total people vaccinated
Age group	3,979	31,960	35,939
12-14 years	137	0	137
15-24 years	497	1,135	1,632
25-34 years	407	1,510	1,917
35-44 years	448	2,487	2,935
45-54 years	550	3,664	4,214
55-64 years	698	7,269	7,967
65-74 years	712	9,808	10,520
75-84 years	403	4,732	5,135
85+ years	127	1,355	1,482
Race	3,979	31,960	35,939
White	2,823	25,892	28,715
Black	205	1,512	1,717
American Indian/Alaskan	17	128	145
Other	251	1,618	1,869
Unknown	683	2,810	3,493
Other race includes Asian, native Hawaiian/Pacific Islander, or other.			
Ethnicity	3,979	31,960	35,939
Hispanic	188	923	1,111
Non-Hispanic	2,501	25,061	27,562
Unknown	1,290	5,976	7,266
Gender	3,979	31,960	35,939
Female	2,139	17,723	19,862
Male	1,834	14,234	16,068
Unknown	6	3	9



COVID-19: Okaloosa County vaccine summary

Vaccination data through May 24, 2021 as of May 25, 2021 at 12:05 AM

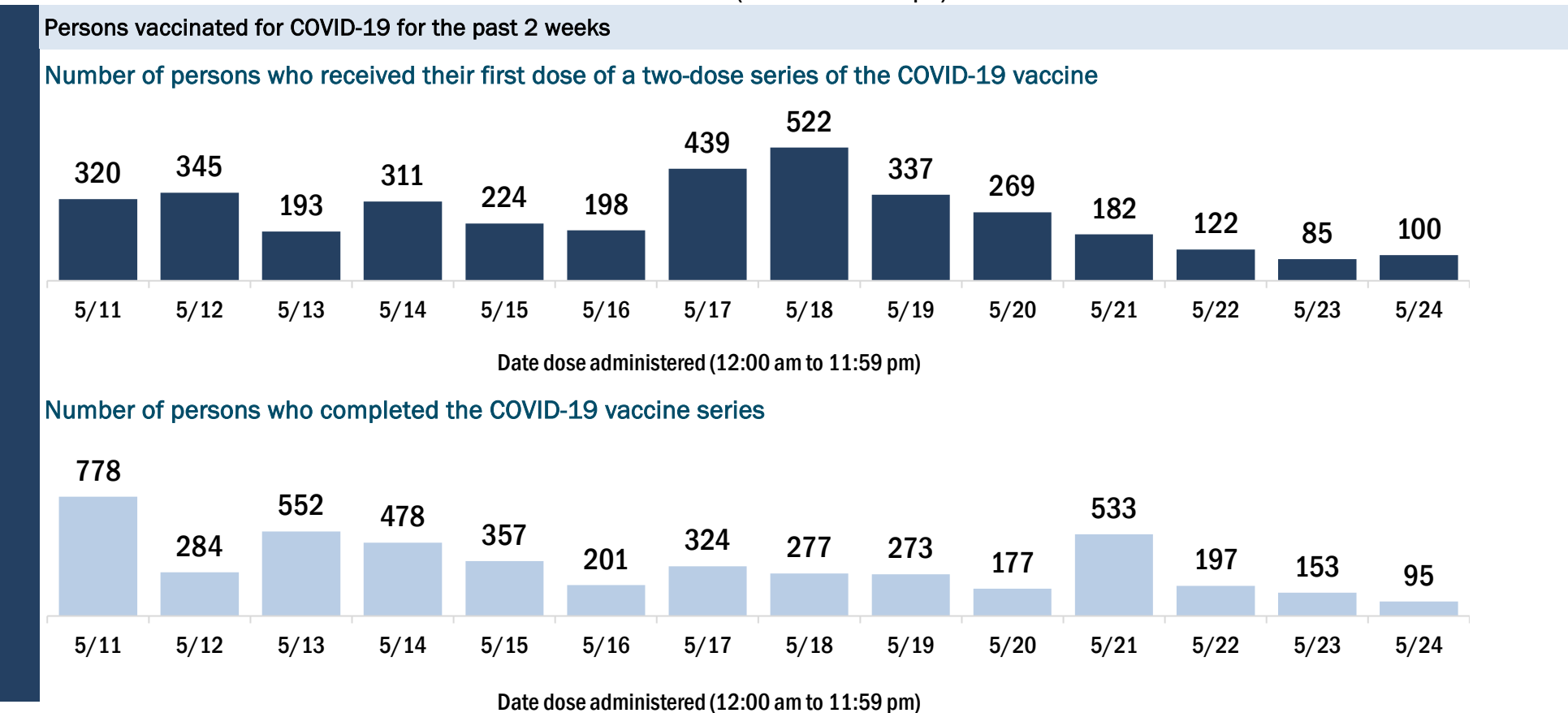
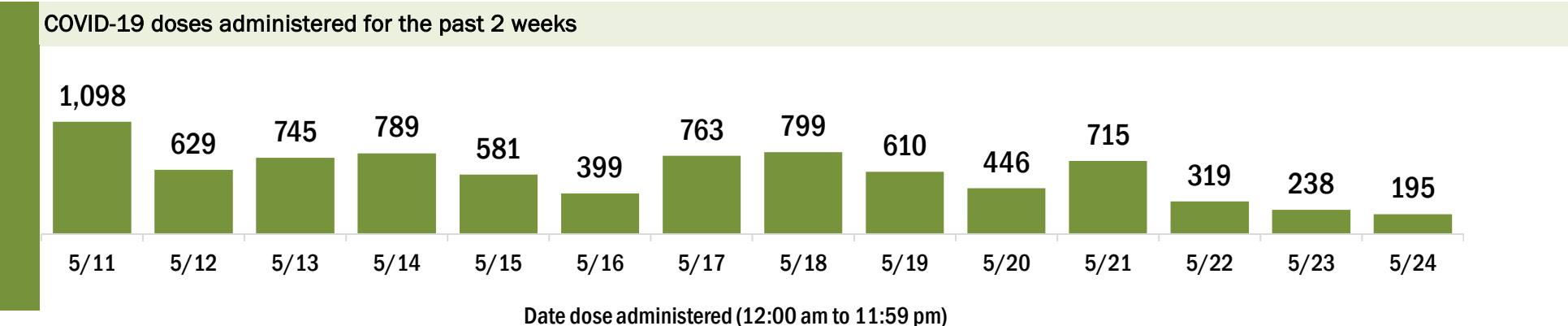
Data in this report are provisional and subject to change.

Data in this summary pertain to COVID-19 vaccines approved by the U.S. Food and Drug Administration and have been issued an Emergency Use Authorization (Janssen COVID-19 Vaccine, Moderna COVID-19 Vaccine and Pfizer-BioNTech COVID-19 Vaccine). These data summarize the number of people who have received either their first dose or have completed the series for a COVID-19 vaccine. **A person can only be counted in one category, first dose or series complete.** For persons receiving Moderna or Pfizer vaccines, once they receive their second dose, they are moved from the first dose column to the series completed column. **Because of this, the total first dose category may show a change from report to report not matching the total receiving their first dose from the previous day.** Persons receiving Johnson & Johnson vaccines will always be counted in the series completed column.

COVID-19 doses for vaccinated persons in Florida	
Doses administered	118,018
People receiving one dose of a 1-dose series (Johnson & Johnson) or receiving only one dose of a 2-dose series (Moderna, Pfizer) count once. Persons receiving both doses of a 2-dose series count twice.	

Current status of persons vaccinated for COVID-19 in Florida	
Total people vaccinated	67,141
First dose	11,088
Series completed	56,053
Completed 1-dose series	5,176
Completed 2-dose series	50,877
First dose: current number of people who have only received their first dose of the Moderna or Pfizer vaccine.	
Series complete: current number of people who have received both Moderna or Pfizer vaccine doses or one Johnson & Johnson dose and are considered fully immunized.	

Demographic summary	First dose	Series complete	Total people vaccinated
Age group	11,088	56,053	67,141
12-14 years	326	0	326
15-24 years	1,388	2,509	3,897
25-34 years	1,677	4,160	5,837
35-44 years	1,597	5,500	7,097
45-54 years	1,557	6,779	8,336
55-64 years	1,969	12,630	14,599
65-74 years	1,439	14,101	15,540
75-84 years	826	7,591	8,417
85+ years	309	2,783	3,092
Race	11,088	56,053	67,141
White	6,104	38,330	44,434
Black	720	3,187	3,907
American Indian/Alaskan	82	247	329
Other	1,253	5,355	6,608
Unknown	2,929	8,934	11,863
Other race includes Asian, native Hawaiian/Pacific Islander, or other.			
Ethnicity	11,088	56,053	67,141
Hispanic	858	2,558	3,416
Non-Hispanic	5,200	34,981	40,181
Unknown	5,030	18,514	23,544
Gender	11,088	56,053	67,141
Female	5,964	31,378	37,342
Male	5,017	24,645	29,662
Unknown	107	30	137



COVID-19: Okeechobee County vaccine summary

Vaccination data through May 24, 2021 as of May 25, 2021 at 12:05 AM

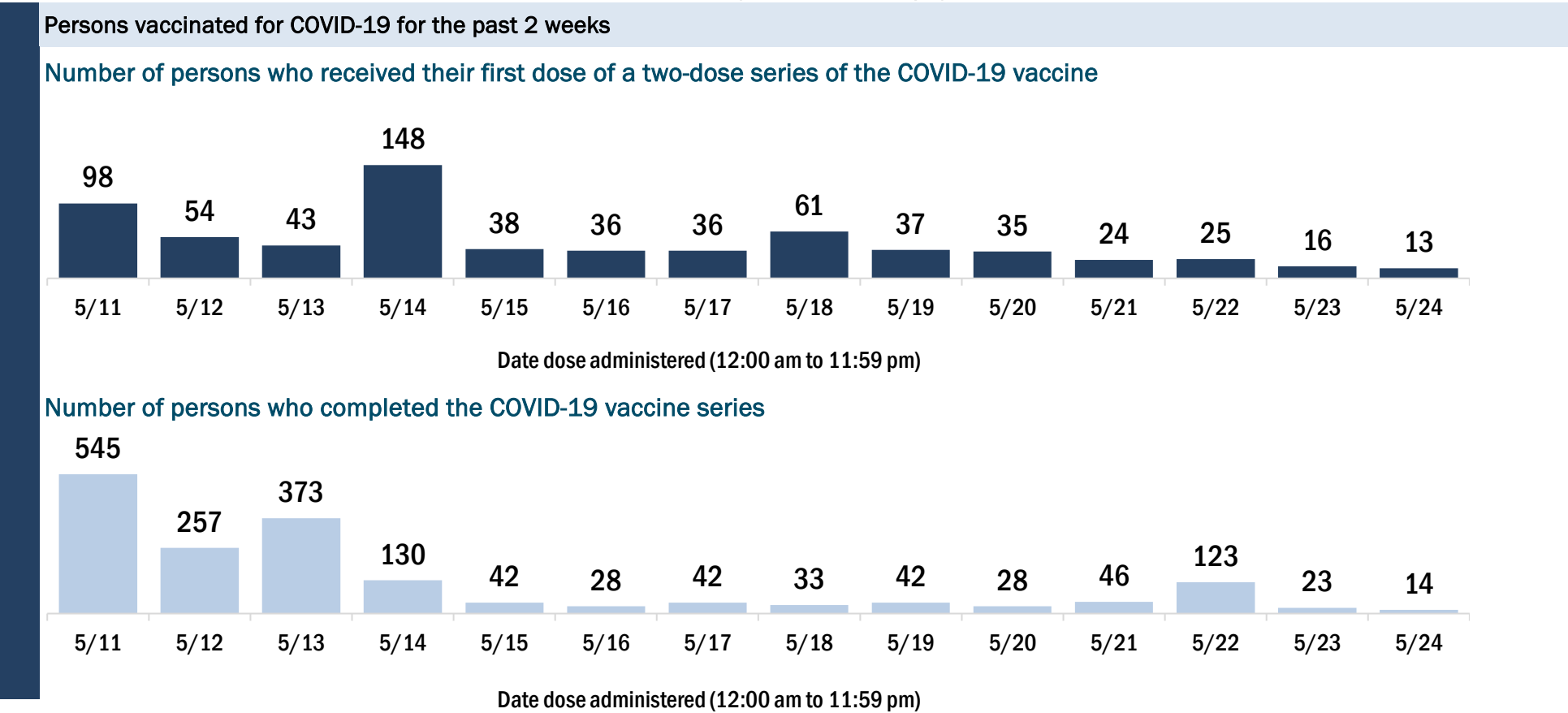
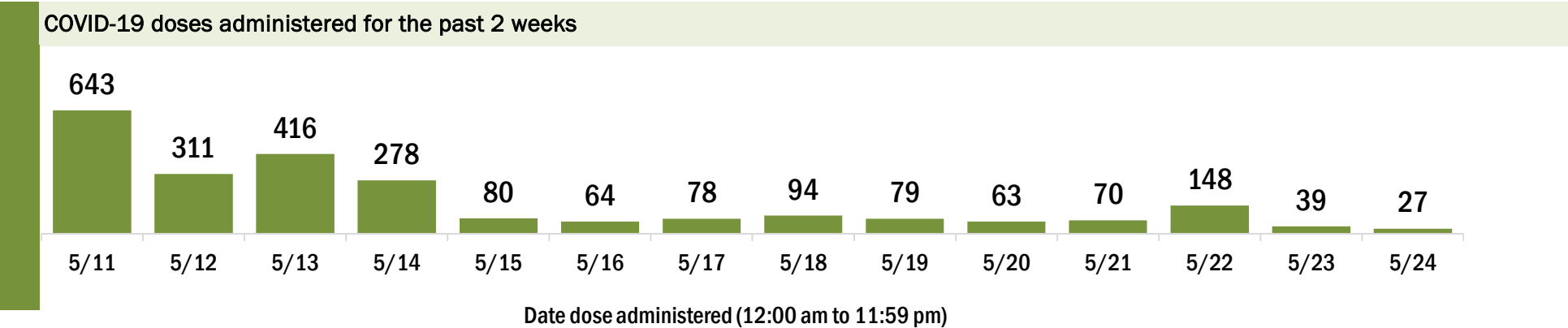
Data in this report are provisional and subject to change.

Data in this summary pertain to COVID-19 vaccines approved by the U.S. Food and Drug Administration and have been issued an Emergency Use Authorization (Janssen COVID-19 Vaccine, Moderna COVID-19 Vaccine and Pfizer-BioNTech COVID-19 Vaccine). These data summarize the number of people who have received either their first dose or have completed the series for a COVID-19 vaccine. **A person can only be counted in one category, first dose or series complete.** For persons receiving Moderna or Pfizer vaccines, once they receive their second dose, they are moved from the first dose column to the series completed column. **Because of this, the total first dose category may show a change from report to report not matching the total receiving their first dose from the previous day.** Persons receiving Johnson & Johnson vaccines will always be counted in the series completed column.

COVID-19 doses for vaccinated persons in Florida	
Doses administered	21,811
People receiving one dose of a 1-dose series (Johnson & Johnson) or receiving only one dose of a 2-dose series (Moderna, Pfizer) count once. Persons receiving both doses of a 2-dose series count twice.	

Current status of persons vaccinated for COVID-19 in Florida	
Total people vaccinated	12,402
First dose	2,127
Series completed	10,275
Completed 1-dose series	866
Completed 2-dose series	9,409
First dose: current number of people who have only received their first dose of the Moderna or Pfizer vaccine.	
Series complete: current number of people who have received both Moderna or Pfizer vaccine doses or one Johnson & Johnson dose and are considered fully immunized.	

Demographic summary	First dose	Series complete	Total people vaccinated
Age group	2,127	10,275	12,402
12-14 years	30	0	30
15-24 years	212	298	510
25-34 years	247	570	817
35-44 years	268	817	1,085
45-54 years	347	1,198	1,545
55-64 years	477	1,992	2,469
65-74 years	314	2,968	3,282
75-84 years	190	1,903	2,093
85+ years	42	529	571
Race	2,127	10,275	12,402
White	1,339	7,574	8,913
Black	95	317	412
American Indian/Alaskan	5	45	50
Other	254	925	1,179
Unknown	434	1,414	1,848
Other race includes Asian, native Hawaiian/Pacific Islander, or other.			
Ethnicity	2,127	10,275	12,402
Hispanic	494	1,377	1,871
Non-Hispanic	905	6,369	7,274
Unknown	728	2,529	3,257
Gender	2,127	10,275	12,402
Female	953	5,221	6,174
Male	1,168	5,054	6,222
Unknown	6	0	6



COVID-19: Orange County vaccine summary

Vaccination data through May 24, 2021 as of May 25, 2021 at 12:05 AM

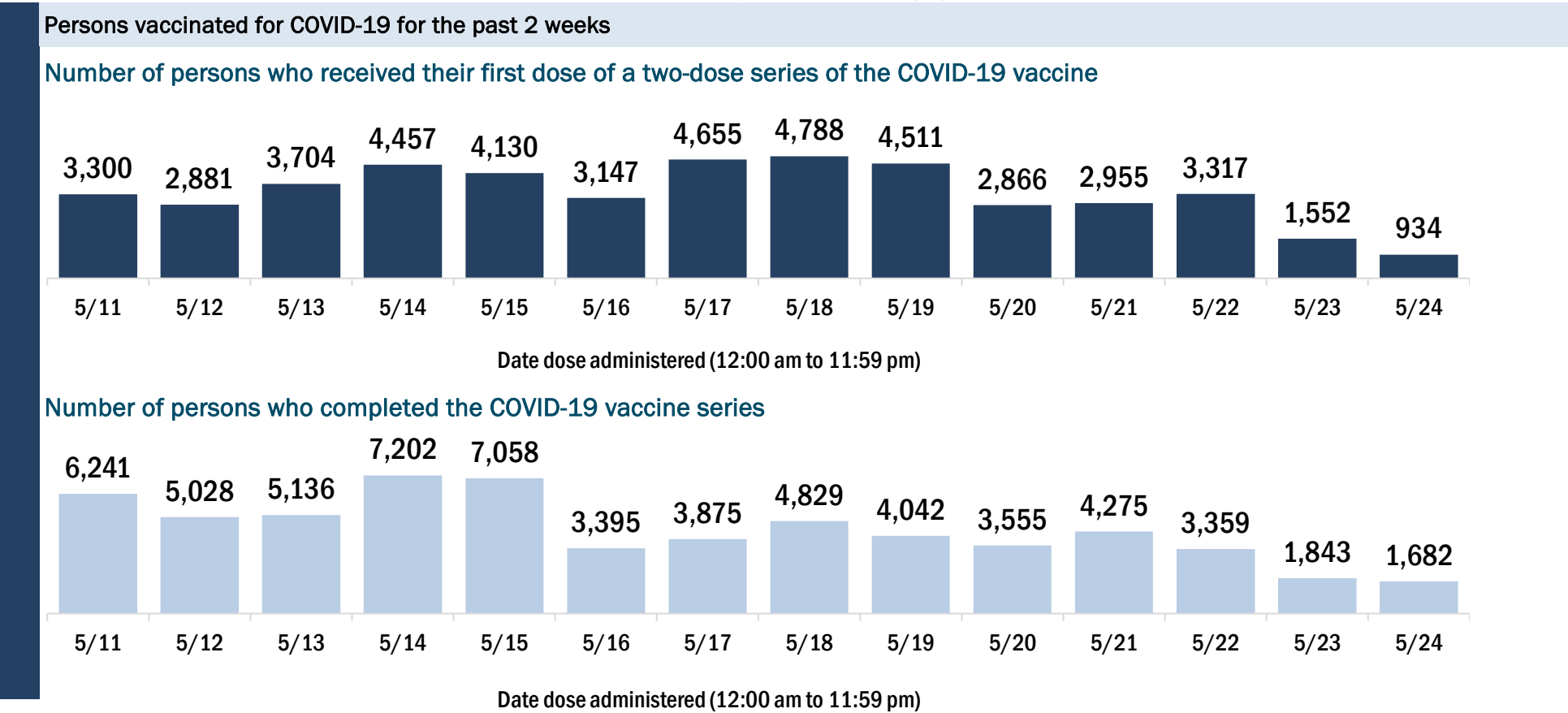
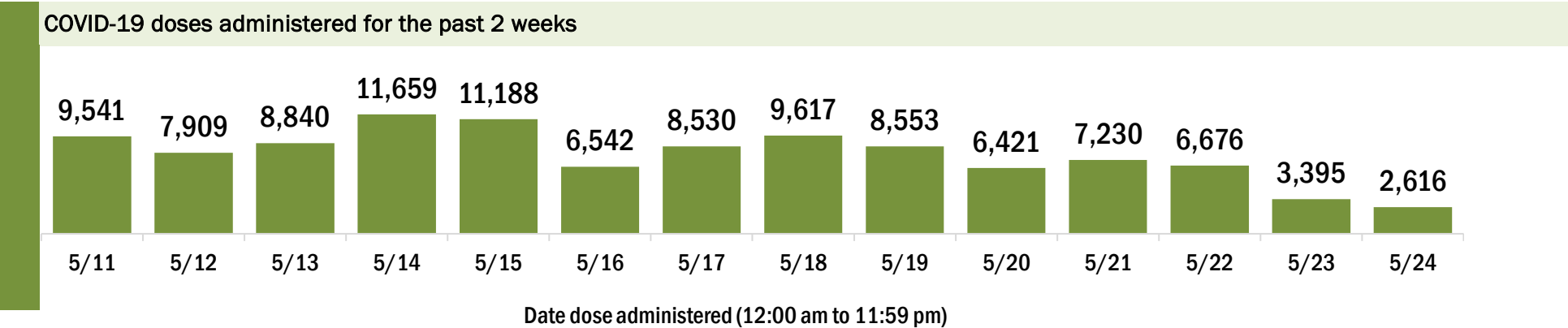
Data in this report are provisional and subject to change.

Data in this summary pertain to COVID-19 vaccines approved by the U.S. Food and Drug Administration and have been issued an Emergency Use Authorization (Janssen COVID-19 Vaccine, Moderna COVID-19 Vaccine and Pfizer-BioNTech COVID-19 Vaccine). These data summarize the number of people who have received either their first dose or have completed the series for a COVID-19 vaccine. **A person can only be counted in one category, first dose or series complete.** For persons receiving Moderna or Pfizer vaccines, once they receive their second dose, they are moved from the first dose column to the series completed column. **Because of this, the total first dose category may show a change from report to report not matching the total receiving their first dose from the previous day.** Persons receiving Johnson & Johnson vaccines will always be counted in the series completed column.

COVID-19 doses for vaccinated persons in Florida	
Doses administered	1,052,343
People receiving one dose of a 1-dose series (Johnson & Johnson) or receiving only one dose of a 2-dose series (Moderna, Pfizer) count once. Persons receiving both doses of a 2-dose series count twice.	

Current status of persons vaccinated for COVID-19 in Florida	
Total people vaccinated	622,580
First dose	123,470
Series completed	499,110
Completed 1-dose series	69,347
Completed 2-dose series	429,763
First dose: current number of people who have only received their first dose of the Moderna or Pfizer vaccine.	
Series complete: current number of people who have received both Moderna or Pfizer vaccine doses or one Johnson & Johnson dose and are considered fully immunized.	

Demographic summary	First dose	Series complete	Total people vaccinated
Age group	123,470	499,110	622,580
12-14 years	6,697	0	6,697
15-24 years	21,854	46,712	68,566
25-34 years	22,076	67,511	89,587
35-44 years	21,478	81,597	103,075
45-54 years	19,179	88,519	107,698
55-64 years	15,533	92,429	107,962
65-74 years	8,911	76,023	84,934
75-84 years	4,596	34,273	38,869
85+ years	3,146	12,046	15,192
Race	123,470	499,110	622,580
White	60,247	295,059	355,306
Black	12,846	40,102	52,948
American Indian/Alaskan	620	1,586	2,206
Other	24,071	85,677	109,748
Unknown	25,686	76,686	102,372
Other race includes Asian, native Hawaiian/Pacific Islander, or other.			
Ethnicity	123,470	499,110	622,580
Hispanic	30,312	70,999	101,311
Non-Hispanic	41,193	243,551	284,744
Unknown	51,965	184,560	236,525
Gender	123,470	499,110	622,580
Female	63,898	269,877	333,775
Male	57,862	228,146	286,008
Unknown	1,710	1,087	2,797



COVID-19: Osceola County vaccine summary

Vaccination data through May 24, 2021 as of May 25, 2021 at 12:05 AM

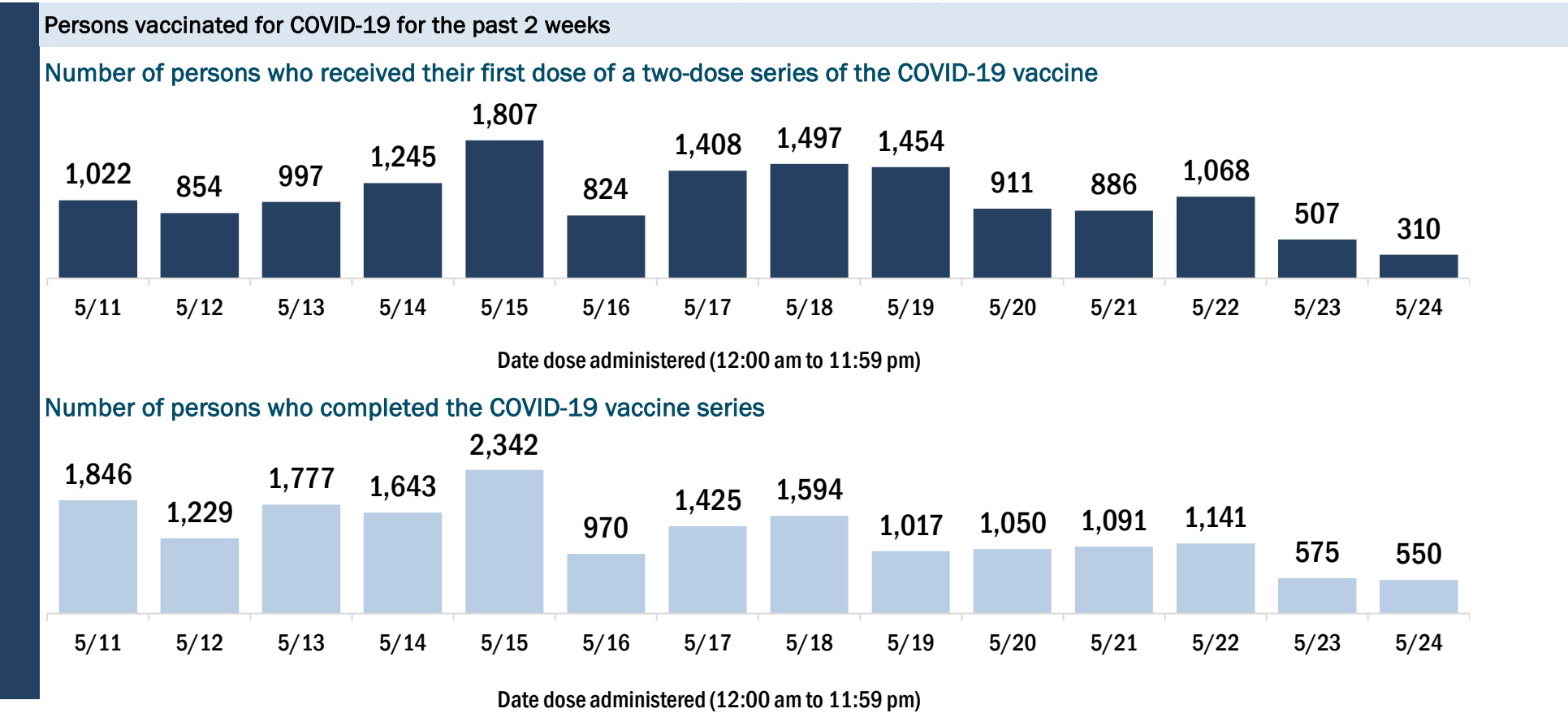
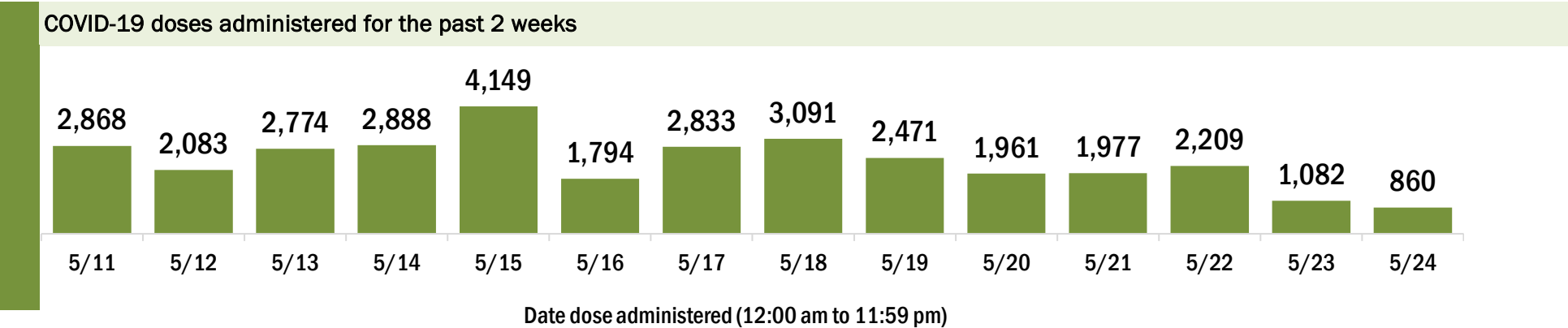
Data in this report are provisional and subject to change.

Data in this summary pertain to COVID-19 vaccines approved by the U.S. Food and Drug Administration and have been issued an Emergency Use Authorization (Janssen COVID-19 Vaccine, Moderna COVID-19 Vaccine and Pfizer-BioNTech COVID-19 Vaccine). These data summarize the number of people who have received either their first dose or have completed the series for a COVID-19 vaccine. **A person can only be counted in one category, first dose or series complete.** For persons receiving Moderna or Pfizer vaccines, once they receive their second dose, they are moved from the first dose column to the series completed column. **Because of this, the total first dose category may show a change from report to report not matching the total receiving their first dose from the previous day.** Persons receiving Johnson & Johnson vaccines will always be counted in the series completed column.

COVID-19 doses for vaccinated persons in Florida	
Doses administered	283,951
People receiving one dose of a 1-dose series (Johnson & Johnson) or receiving only one dose of a 2-dose series (Moderna, Pfizer) count once. Persons receiving both doses of a 2-dose series count twice.	

Current status of persons vaccinated for COVID-19 in Florida	
Total people vaccinated	168,297
First dose	36,972
Series completed	131,325
Completed 1-dose series	15,671
Completed 2-dose series	115,654
First dose: current number of people who have only received their first dose of the Moderna or Pfizer vaccine.	
Series complete: current number of people who have received both Moderna or Pfizer vaccine doses or one Johnson & Johnson dose and are considered fully immunized.	

Demographic summary	First dose	Series complete	Total people vaccinated
Age group	36,972	131,325	168,297
12-14 years	1,716	0	1,716
15-24 years	6,450	10,512	16,962
25-34 years	5,913	14,464	20,377
35-44 years	6,660	19,105	25,765
45-54 years	6,361	23,371	29,732
55-64 years	5,069	25,643	30,712
65-74 years	2,869	23,964	26,833
75-84 years	1,477	11,073	12,550
85+ years	457	3,193	3,650
Race	36,972	131,325	168,297
White	18,713	77,951	96,664
Black	2,138	6,992	9,130
American Indian/Alaskan	191	590	781
Other	8,076	23,483	31,559
Unknown	7,854	22,309	30,163
Other race includes Asian, native Hawaiian/Pacific Islander, or other.			
Ethnicity	36,972	131,325	168,297
Hispanic	15,321	41,420	56,741
Non-Hispanic	7,854	45,374	53,228
Unknown	13,797	44,531	58,328
Gender	36,972	131,325	168,297
Female	19,808	72,545	92,353
Male	17,099	58,688	75,787
Unknown	65	92	157



COVID-19: Palm Beach County vaccine summary

Vaccination data through May 24, 2021 as of May 25, 2021 at 12:05 AM

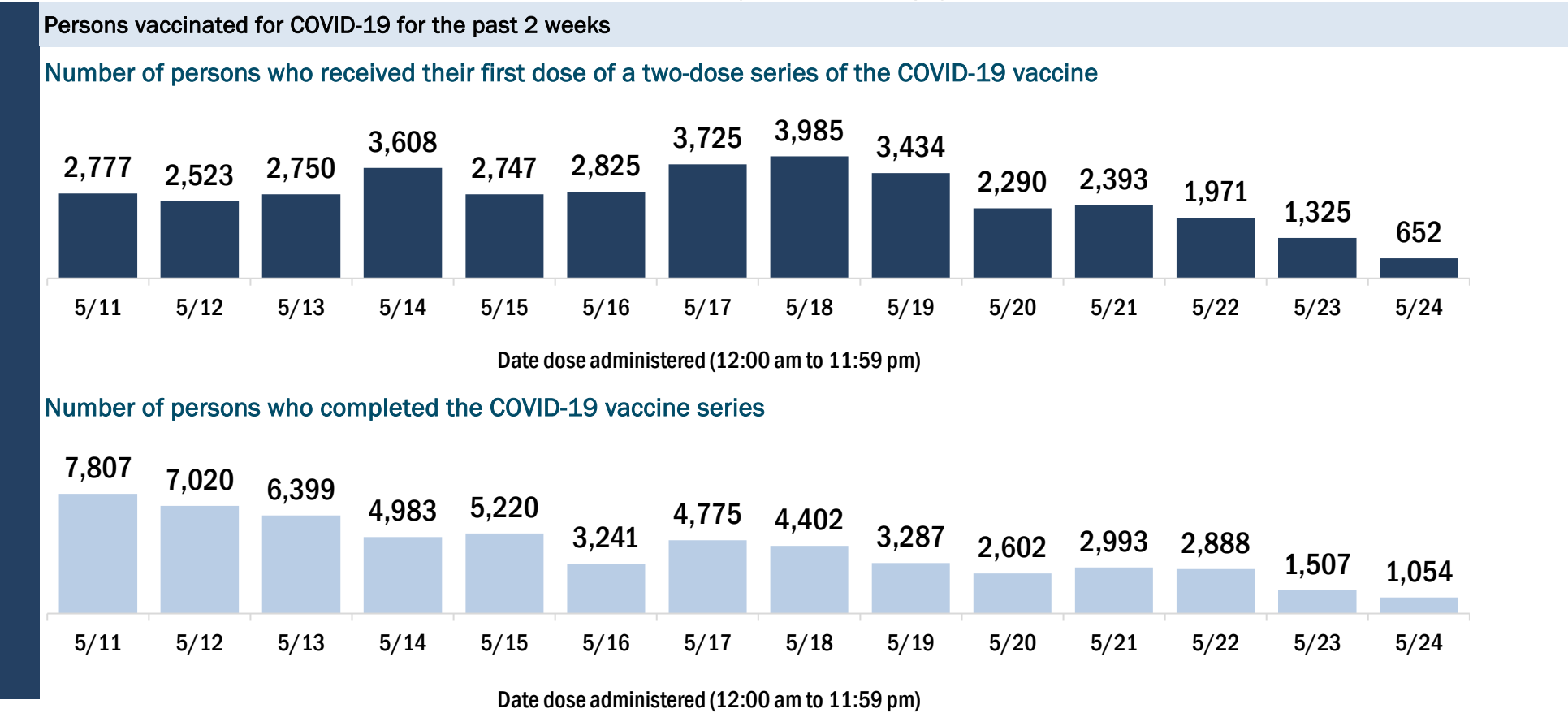
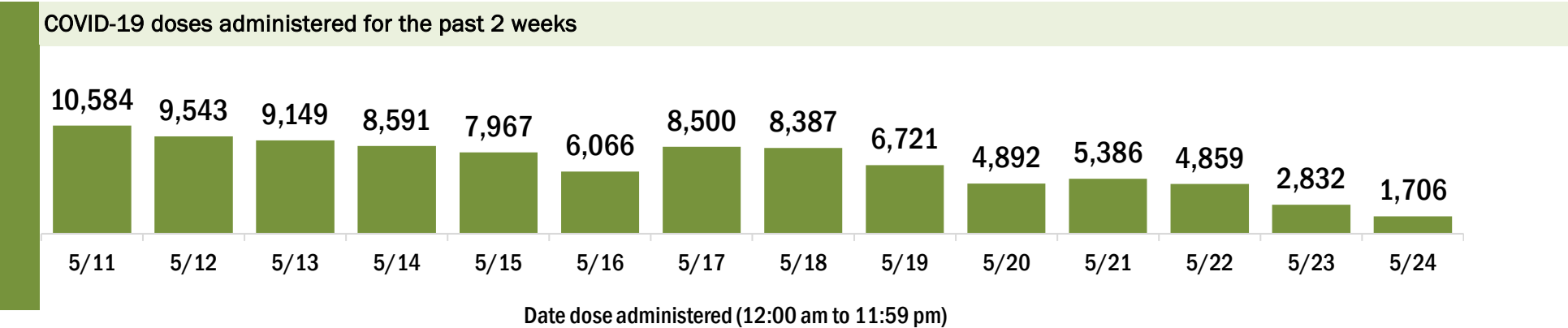
Data in this report are provisional and subject to change.

Data in this summary pertain to COVID-19 vaccines approved by the U.S. Food and Drug Administration and have been issued an Emergency Use Authorization (Janssen COVID-19 Vaccine, Moderna COVID-19 Vaccine and Pfizer-BioNTech COVID-19 Vaccine). These data summarize the number of people who have received either their first dose or have completed the series for a COVID-19 vaccine. **A person can only be counted in one category, first dose or series complete.** For persons receiving Moderna or Pfizer vaccines, once they receive their second dose, they are moved from the first dose column to the series completed column. **Because of this, the total first dose category may show a change from report to report not matching the total receiving their first dose from the previous day.** Persons receiving Johnson & Johnson vaccines will always be counted in the series completed column.

COVID-19 doses for vaccinated persons in Florida	
Doses administered	1,264,271
People receiving one dose of a 1-dose series (Johnson & Johnson) or receiving only one dose of a 2-dose series (Moderna, Pfizer) count once. Persons receiving both doses of a 2-dose series count twice.	

Current status of persons vaccinated for COVID-19 in Florida	
Total people vaccinated	728,167
First dose	140,198
Series completed	587,969
Completed 1-dose series	51,865
Completed 2-dose series	536,104
First dose: current number of people who have only received their first dose of the Moderna or Pfizer vaccine.	
Series complete: current number of people who have received both Moderna or Pfizer vaccine doses or one Johnson & Johnson dose and are considered fully immunized.	

Demographic summary	First dose	Series complete	Total people vaccinated
Age group	140,198	587,969	728,167
12-14 years	4,410	0	4,410
15-24 years	15,896	29,769	45,665
25-34 years	15,644	42,649	58,293
35-44 years	18,091	58,622	76,713
45-54 years	20,835	81,172	102,007
55-64 years	22,726	114,064	136,790
65-74 years	21,423	135,506	156,929
75-84 years	14,357	89,693	104,050
85+ years	6,816	36,494	43,310
Race	140,198	587,969	728,167
White	79,292	369,879	449,171
Black	13,367	36,072	49,439
American Indian/Alaskan	698	1,845	2,543
Other	16,031	58,027	74,058
Unknown	30,810	122,146	152,956
Other race includes Asian, native Hawaiian/Pacific Islander, or other.			
Ethnicity	140,198	587,969	728,167
Hispanic	26,315	70,454	96,769
Non-Hispanic	59,450	297,631	357,081
Unknown	54,433	219,884	274,317
Gender	140,198	587,969	728,167
Female	74,391	325,671	400,062
Male	65,319	261,873	327,192
Unknown	488	425	913



COVID-19: Pasco County vaccine summary

Vaccination data through May 24, 2021 as of May 25, 2021 at 12:05 AM

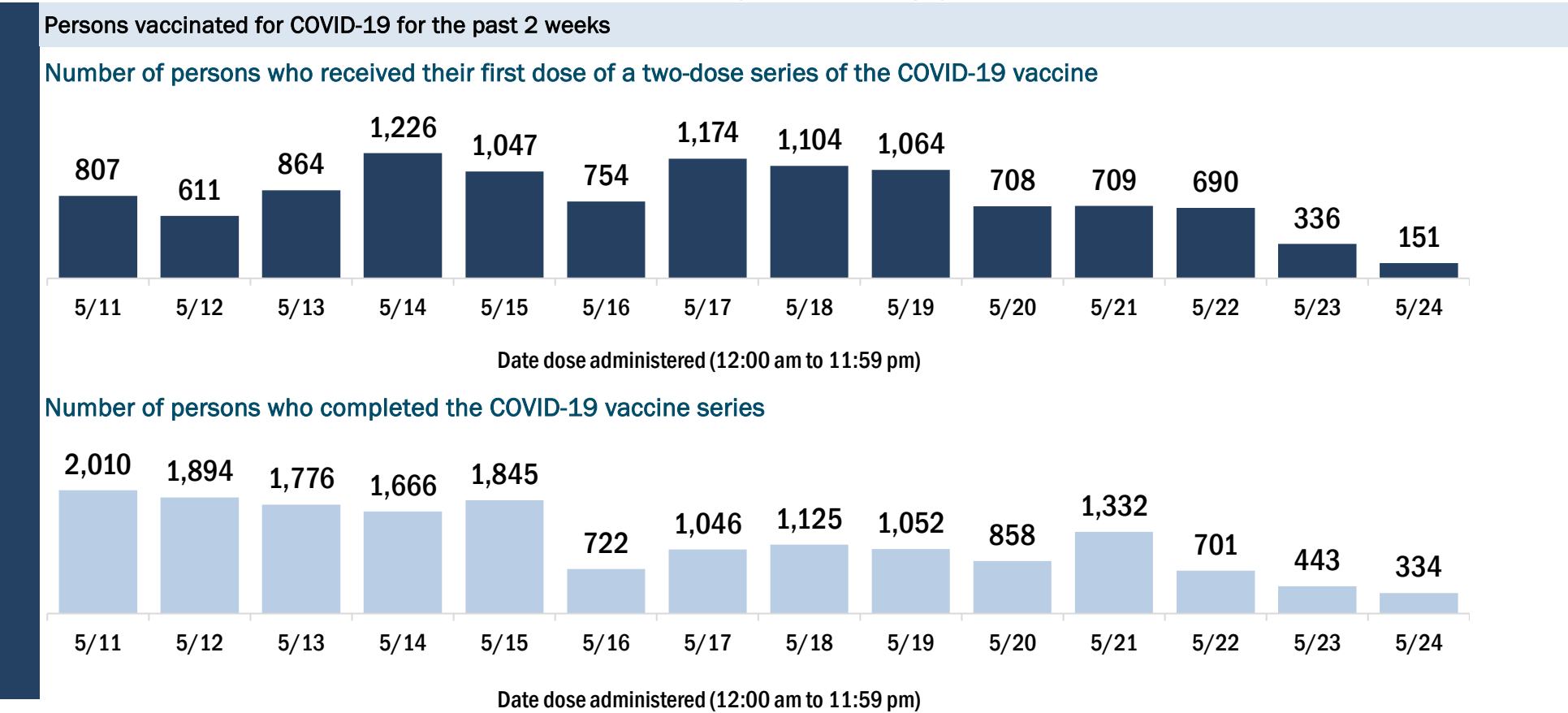
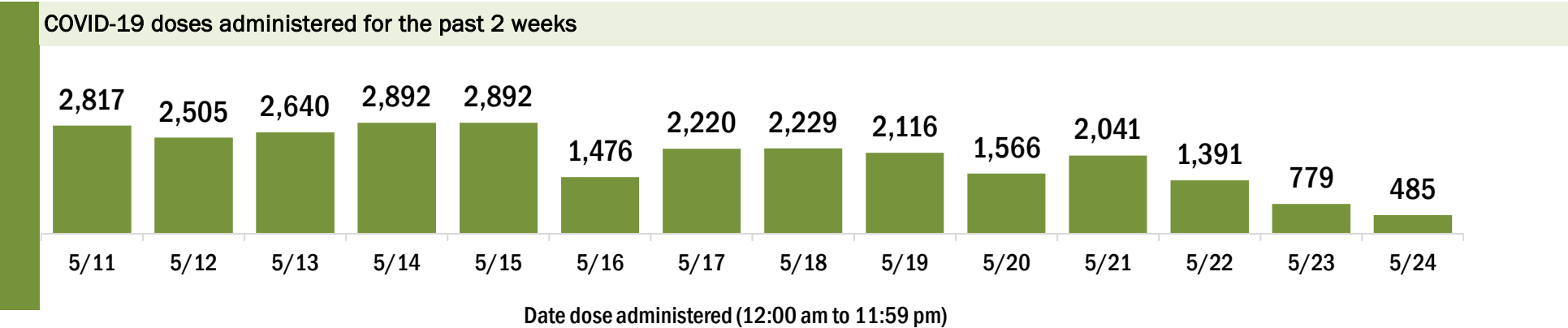
Data in this report are provisional and subject to change.

Data in this summary pertain to COVID-19 vaccines approved by the U.S. Food and Drug Administration and have been issued an Emergency Use Authorization (Janssen COVID-19 Vaccine, Moderna COVID-19 Vaccine and Pfizer-BioNTech COVID-19 Vaccine). These data summarize the number of people who have received either their first dose or have completed the series for a COVID-19 vaccine. **A person can only be counted in one category, first dose or series complete.** For persons receiving Moderna or Pfizer vaccines, once they receive their second dose, they are moved from the first dose column to the series completed column. **Because of this, the total first dose category may show a change from report to report not matching the total receiving their first dose from the previous day.** Persons receiving Johnson & Johnson vaccines will always be counted in the series completed column.

COVID-19 doses for vaccinated persons in Florida	
Doses administered	406,088
People receiving one dose of a 1-dose series (Johnson & Johnson) or receiving only one dose of a 2-dose series (Moderna, Pfizer) count once. Persons receiving both doses of a 2-dose series count twice.	

Current status of persons vaccinated for COVID-19 in Florida	
Total people vaccinated	233,372
First dose	44,076
Series completed	189,296
Completed 1-dose series	16,580
Completed 2-dose series	172,716
First dose: current number of people who have only received their first dose of the Moderna or Pfizer vaccine.	
Series complete: current number of people who have received both Moderna or Pfizer vaccine doses or one Johnson & Johnson dose and are considered fully immunized.	

Demographic summary	First dose	Series complete	Total people vaccinated
Age group	44,076	189,296	233,372
12-14 years	1,430	0	1,430
15-24 years	5,065	9,594	14,659
25-34 years	4,222	12,382	16,604
35-44 years	5,485	19,814	25,299
45-54 years	6,251	26,814	33,065
55-64 years	7,140	37,815	44,955
65-74 years	7,713	46,992	54,705
75-84 years	5,090	27,674	32,764
85+ years	1,680	8,211	9,891
Race	44,076	189,296	233,372
White	29,718	139,720	169,438
Black	1,960	5,899	7,859
American Indian/Alaskan	239	709	948
Other	5,346	18,494	23,840
Unknown	6,813	24,474	31,287
Other race includes Asian, native Hawaiian/Pacific Islander, or other.			
Ethnicity	44,076	189,296	233,372
Hispanic	4,985	12,854	17,839
Non-Hispanic	22,401	111,594	133,995
Unknown	16,690	64,848	81,538
Gender	44,076	189,296	233,372
Female	23,809	106,774	130,583
Male	20,226	82,398	102,624
Unknown	41	124	165



COVID-19: Pinellas County vaccine summary

Vaccination data through May 24, 2021 as of May 25, 2021 at 12:05 AM

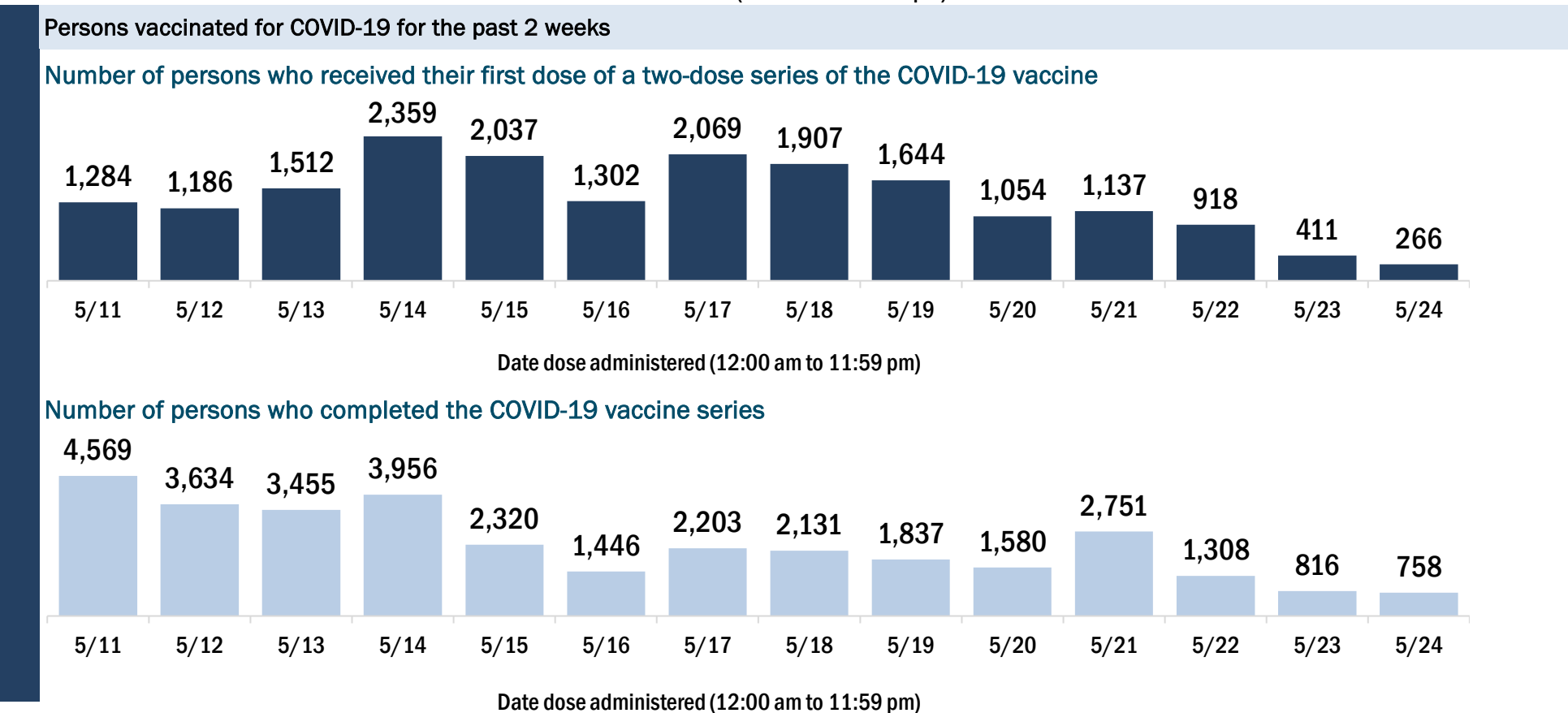
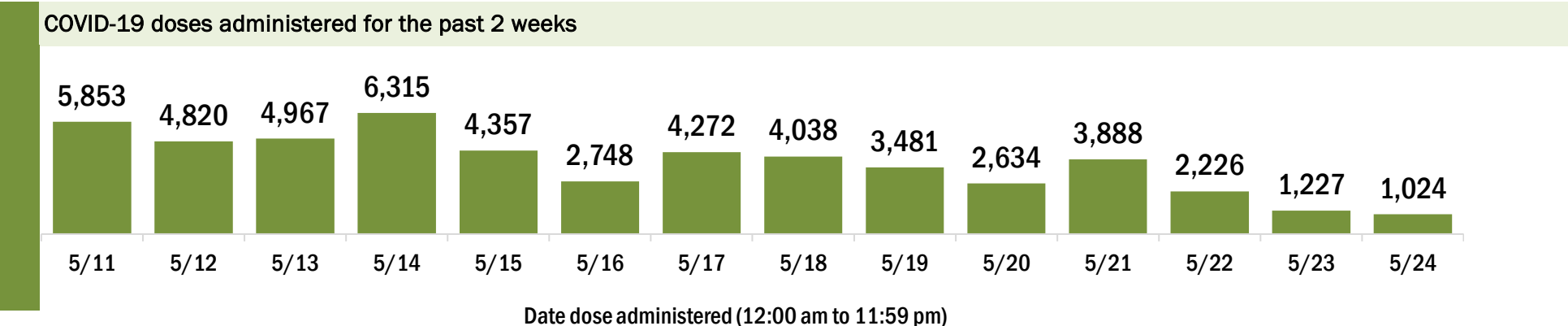
Data in this report are provisional and subject to change.

Data in this summary pertain to COVID-19 vaccines approved by the U.S. Food and Drug Administration and have been issued an Emergency Use Authorization (Janssen COVID-19 Vaccine, Moderna COVID-19 Vaccine and Pfizer-BioNTech COVID-19 Vaccine). These data summarize the number of people who have received either their first dose or have completed the series for a COVID-19 vaccine. **A person can only be counted in one category, first dose or series complete.** For persons receiving Moderna or Pfizer vaccines, once they receive their second dose, they are moved from the first dose column to the series completed column. **Because of this, the total first dose category may show a change from report to report not matching the total receiving their first dose from the previous day.** Persons receiving Johnson & Johnson vaccines will always be counted in the series completed column.

COVID-19 doses for vaccinated persons in Florida	
Doses administered	833,426
People receiving one dose of a 1-dose series (Johnson & Johnson) or receiving only one dose of a 2-dose series (Moderna, Pfizer) count once. Persons receiving both doses of a 2-dose series count twice.	

Current status of persons vaccinated for COVID-19 in Florida	
Total people vaccinated	466,874
First dose	73,722
Series completed	393,152
Completed 1-dose series	26,600
Completed 2-dose series	366,552
First dose: current number of people who have only received their first dose of the Moderna or Pfizer vaccine.	
Series complete: current number of people who have received both Moderna or Pfizer vaccine doses or one Johnson & Johnson dose and are considered fully immunized.	

Demographic summary	First dose	Series complete	Total people vaccinated
Age group	73,722	393,152	466,874
12-14 years	2,268	0	2,268
15-24 years	8,144	17,649	25,793
25-34 years	8,702	30,811	39,513
35-44 years	9,065	37,319	46,384
45-54 years	10,089	51,482	61,571
55-64 years	12,808	87,691	100,499
65-74 years	12,249	97,644	109,893
75-84 years	7,154	51,260	58,414
85+ years	3,243	19,296	22,539
Race	73,722	393,152	466,874
White	47,274	289,644	336,918
Black	4,959	17,554	22,513
American Indian/Alaskan	366	958	1,324
Other	8,012	32,842	40,854
Unknown	13,111	52,154	65,265
Other race includes Asian, native Hawaiian/Pacific Islander, or other.			
Ethnicity	73,722	393,152	466,874
Hispanic	5,346	14,965	20,311
Non-Hispanic	38,583	243,645	282,228
Unknown	29,793	134,542	164,335
Gender	73,722	393,152	466,874
Female	39,707	220,072	259,779
Male	33,857	172,461	206,318
Unknown	158	619	777



COVID-19: Polk County vaccine summary

Vaccination data through May 24, 2021 as of May 25, 2021 at 12:05 AM

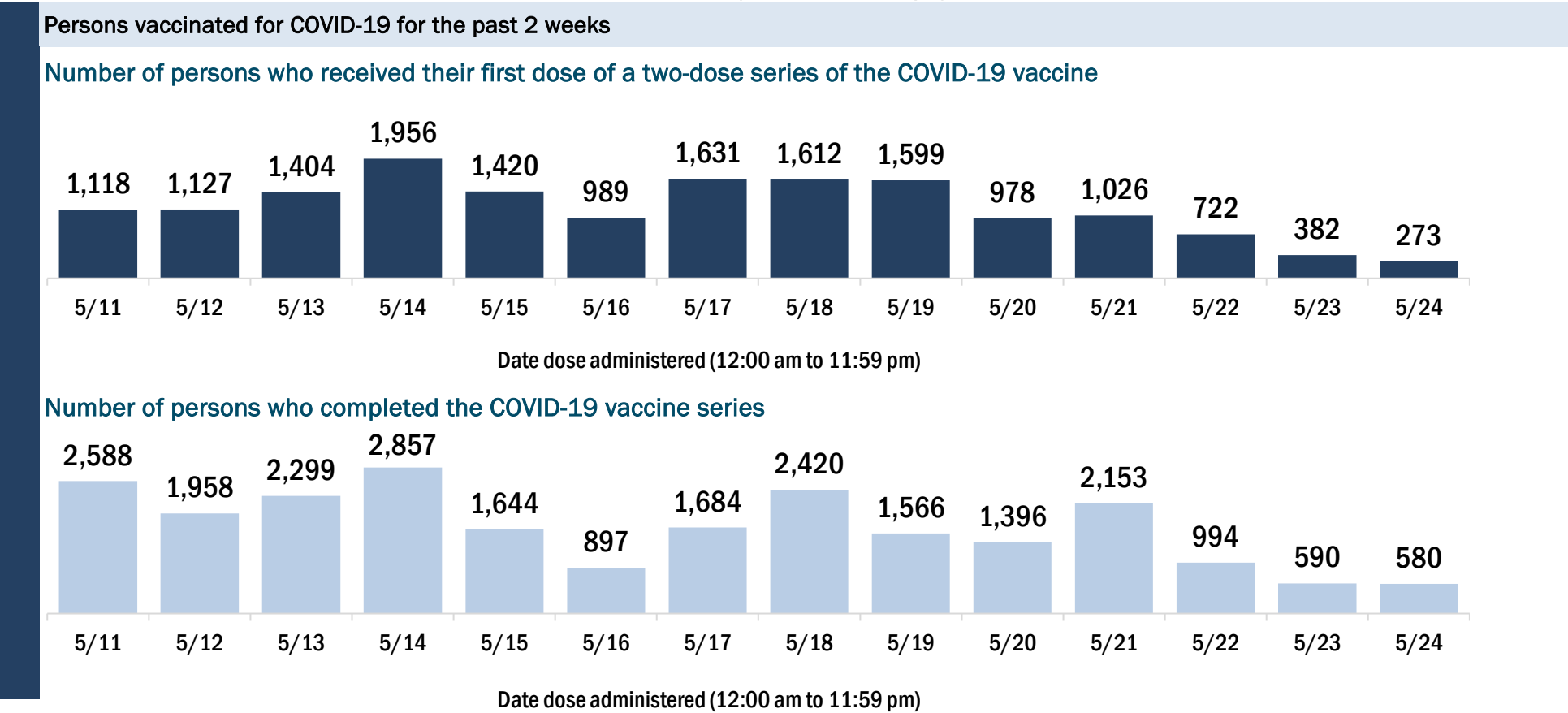
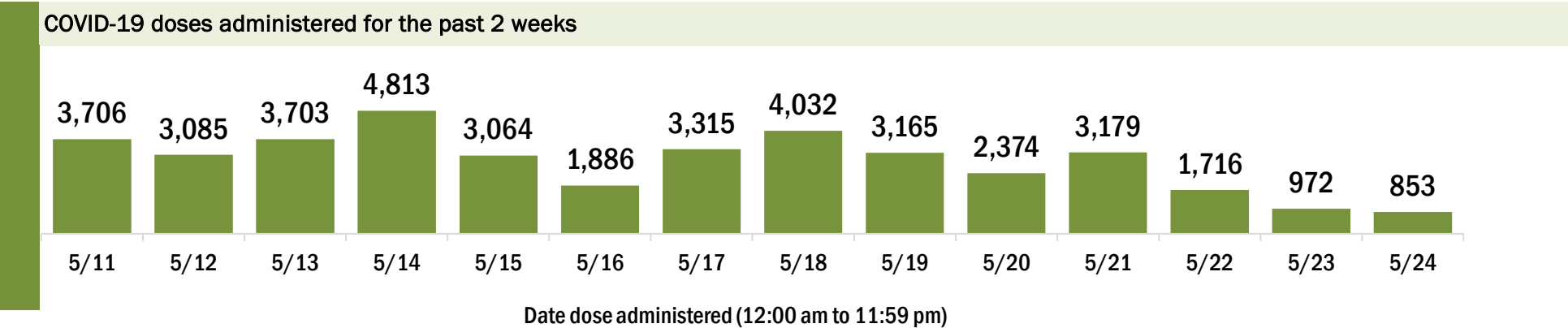
Data in this report are provisional and subject to change.

Data in this summary pertain to COVID-19 vaccines approved by the U.S. Food and Drug Administration and have been issued an Emergency Use Authorization (Janssen COVID-19 Vaccine, Moderna COVID-19 Vaccine and Pfizer-BioNTech COVID-19 Vaccine). These data summarize the number of people who have received either their first dose or have completed the series for a COVID-19 vaccine. **A person can only be counted in one category, first dose or series complete.** For persons receiving Moderna or Pfizer vaccines, once they receive their second dose, they are moved from the first dose column to the series completed column. **Because of this, the total first dose category may show a change from report to report not matching the total receiving their first dose from the previous day.** Persons receiving Johnson & Johnson vaccines will always be counted in the series completed column.

COVID-19 doses for vaccinated persons in Florida	
Doses administered	466,078
People receiving one dose of a 1-dose series (Johnson & Johnson) or receiving only one dose of a 2-dose series (Moderna, Pfizer) count once. Persons receiving both doses of a 2-dose series count twice.	

Current status of persons vaccinated for COVID-19 in Florida	
Total people vaccinated	271,071
First dose	60,571
Series completed	210,500
Completed 1-dose series	15,493
Completed 2-dose series	195,007
First dose: current number of people who have only received their first dose of the Moderna or Pfizer vaccine.	
Series complete: current number of people who have received both Moderna or Pfizer vaccine doses or one Johnson & Johnson dose and are considered fully immunized.	

Demographic summary	First dose	Series complete	Total people vaccinated
Age group	60,571	210,500	271,071
12-14 years	1,497	0	1,497
15-24 years	6,787	10,201	16,988
25-34 years	7,094	15,882	22,976
35-44 years	7,979	20,292	28,271
45-54 years	8,628	27,314	35,942
55-64 years	9,842	40,839	50,681
65-74 years	10,131	54,439	64,570
75-84 years	6,386	32,215	38,601
85+ years	2,227	9,318	11,545
Race	60,571	210,500	271,071
White	34,931	144,284	179,215
Black	5,627	15,098	20,725
American Indian/Alaskan	421	988	1,409
Other	8,300	19,934	28,234
Unknown	11,292	30,196	41,488
Other race includes Asian, native Hawaiian/Pacific Islander, or other.			
Ethnicity	60,571	210,500	271,071
Hispanic	12,799	27,205	40,004
Non-Hispanic	24,692	115,032	139,724
Unknown	23,080	68,263	91,343
Gender	60,571	210,500	271,071
Female	31,816	117,049	148,865
Male	28,632	93,347	121,979
Unknown	123	104	227



COVID-19: Putnam County vaccine summary

Vaccination data through May 24, 2021 as of May 25, 2021 at 12:05 AM

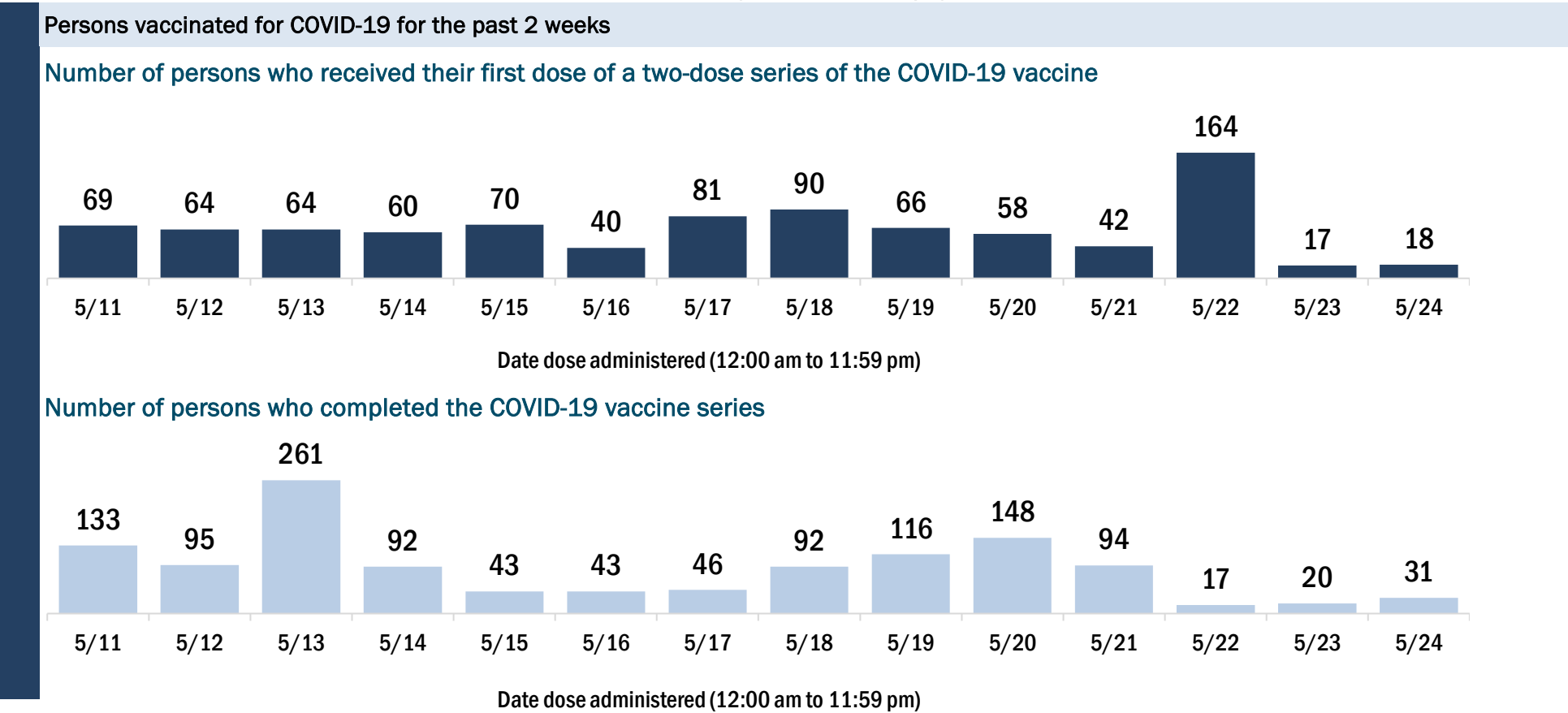
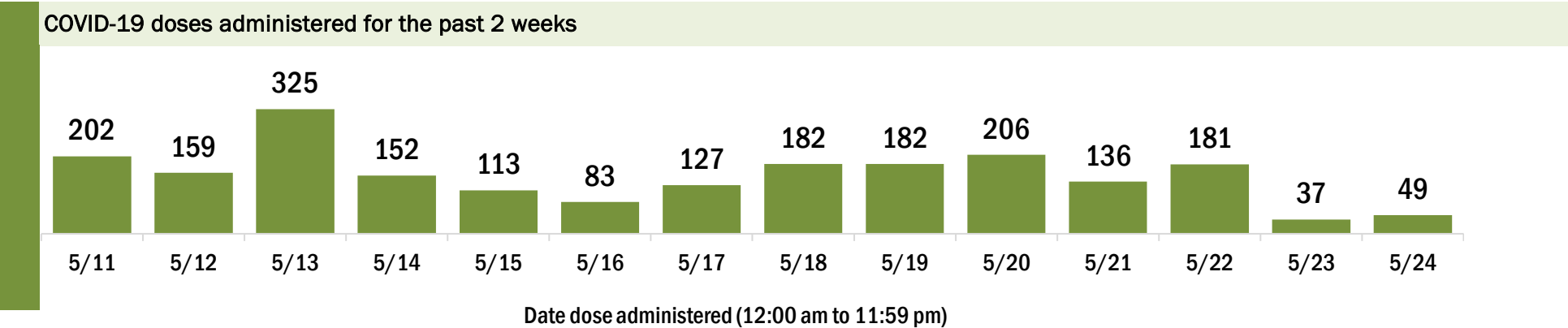
Data in this report are provisional and subject to change.

Data in this summary pertain to COVID-19 vaccines approved by the U.S. Food and Drug Administration and have been issued an Emergency Use Authorization (Janssen COVID-19 Vaccine, Moderna COVID-19 Vaccine and Pfizer-BioNTech COVID-19 Vaccine). These data summarize the number of people who have received either their first dose or have completed the series for a COVID-19 vaccine. **A person can only be counted in one category, first dose or series complete.** For persons receiving Moderna or Pfizer vaccines, once they receive their second dose, they are moved from the first dose column to the series completed column. **Because of this, the total first dose category may show a change from report to report not matching the total receiving their first dose from the previous day.** Persons receiving Johnson & Johnson vaccines will always be counted in the series completed column.

COVID-19 doses for vaccinated persons in Florida	
Doses administered	36,363
People receiving one dose of a 1-dose series (Johnson & Johnson) or receiving only one dose of a 2-dose series (Moderna, Pfizer) count once. Persons receiving both doses of a 2-dose series count twice.	

Current status of persons vaccinated for COVID-19 in Florida	
Total people vaccinated	21,371
First dose	5,048
Series completed	16,323
Completed 1-dose series	1,331
Completed 2-dose series	14,992
First dose: current number of people who have only received their first dose of the Moderna or Pfizer vaccine.	
Series complete: current number of people who have received both Moderna or Pfizer vaccine doses or one Johnson & Johnson dose and are considered fully immunized.	

Demographic summary	First dose	Series complete	Total people vaccinated
Age group	5,048	16,323	21,371
12-14 years	53	0	53
15-24 years	305	418	723
25-34 years	391	700	1,091
35-44 years	380	1,002	1,382
45-54 years	591	1,659	2,250
55-64 years	1,061	3,657	4,718
65-74 years	1,278	5,252	6,530
75-84 years	747	2,767	3,514
85+ years	242	868	1,110
Race	5,048	16,323	21,371
White	3,495	12,513	16,008
Black	541	1,922	2,463
American Indian/Alaskan	47	124	171
Other	619	980	1,599
Unknown	346	784	1,130
Other race includes Asian, native Hawaiian/Pacific Islander, or other.			
Ethnicity	5,048	16,323	21,371
Hispanic	489	801	1,290
Non-Hispanic	3,520	12,737	16,257
Unknown	1,039	2,785	3,824
Gender	5,048	16,323	21,371
Female	2,649	9,178	11,827
Male	2,382	7,136	9,518
Unknown	17	9	26



COVID-19: Santa Rosa County vaccine summary

Vaccination data through May 24, 2021 as of May 25, 2021 at 12:05 AM

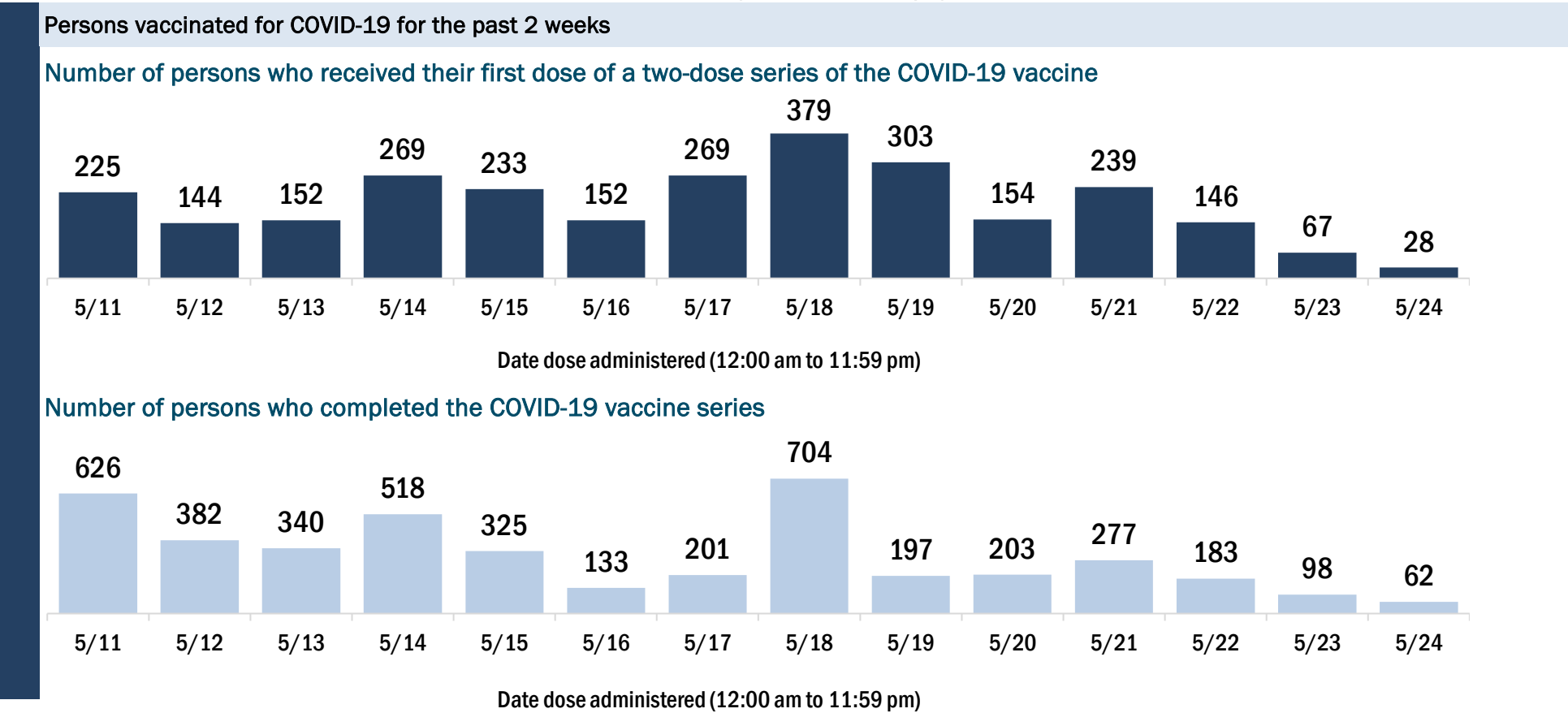
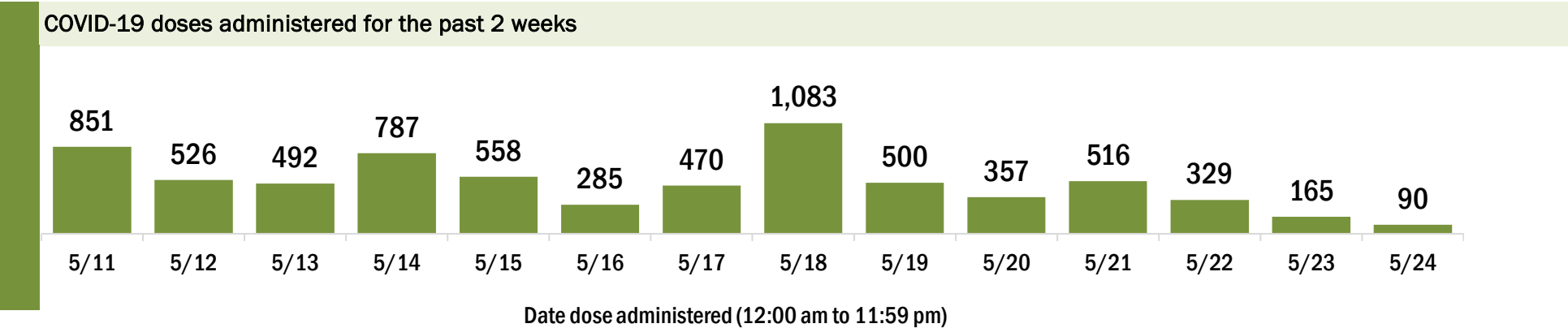
Data in this report are provisional and subject to change.

Data in this summary pertain to COVID-19 vaccines approved by the U.S. Food and Drug Administration and have been issued an Emergency Use Authorization (Janssen COVID-19 Vaccine, Moderna COVID-19 Vaccine and Pfizer-BioNTech COVID-19 Vaccine). These data summarize the number of people who have received either their first dose or have completed the series for a COVID-19 vaccine. **A person can only be counted in one category, first dose or series complete.** For persons receiving Moderna or Pfizer vaccines, once they receive their second dose, they are moved from the first dose column to the series completed column. **Because of this, the total first dose category may show a change from report to report not matching the total receiving their first dose from the previous day.** Persons receiving Johnson & Johnson vaccines will always be counted in the series completed column.

COVID-19 doses for vaccinated persons in Florida	
Doses administered	108,757
People receiving one dose of a 1-dose series (Johnson & Johnson) or receiving only one dose of a 2-dose series (Moderna, Pfizer) count once. Persons receiving both doses of a 2-dose series count twice.	

Current status of persons vaccinated for COVID-19 in Florida	
Total people vaccinated	61,849
First dose	11,553
Series completed	50,296
Completed 1-dose series	3,388
Completed 2-dose series	46,908
First dose: current number of people who have only received their first dose of the Moderna or Pfizer vaccine.	
Series complete: current number of people who have received both Moderna or Pfizer vaccine doses or one Johnson & Johnson dose and are considered fully immunized.	

Demographic summary	First dose	Series complete	Total people vaccinated
Age group	11,553	50,296	61,849
12-14 years	320	0	320
15-24 years	1,403	2,472	3,875
25-34 years	1,313	3,497	4,810
35-44 years	1,625	5,054	6,679
45-54 years	1,703	6,970	8,673
55-64 years	2,145	11,189	13,334
65-74 years	1,857	12,966	14,823
75-84 years	905	6,320	7,225
85+ years	282	1,828	2,110
Race	11,553	50,296	61,849
White	7,432	36,834	44,266
Black	634	1,958	2,592
American Indian/Alaskan	77	301	378
Other	882	3,538	4,420
Unknown	2,528	7,665	10,193
Other race includes Asian, native Hawaiian/Pacific Islander, or other.			
Ethnicity	11,553	50,296	61,849
Hispanic	585	1,714	2,299
Non-Hispanic	6,470	33,942	40,412
Unknown	4,498	14,640	19,138
Gender	11,553	50,296	61,849
Female	6,011	27,722	33,733
Male	5,531	22,557	28,088
Unknown	11	17	28



COVID-19: Sarasota County vaccine summary

Vaccination data through May 24, 2021 as of May 25, 2021 at 12:05 AM

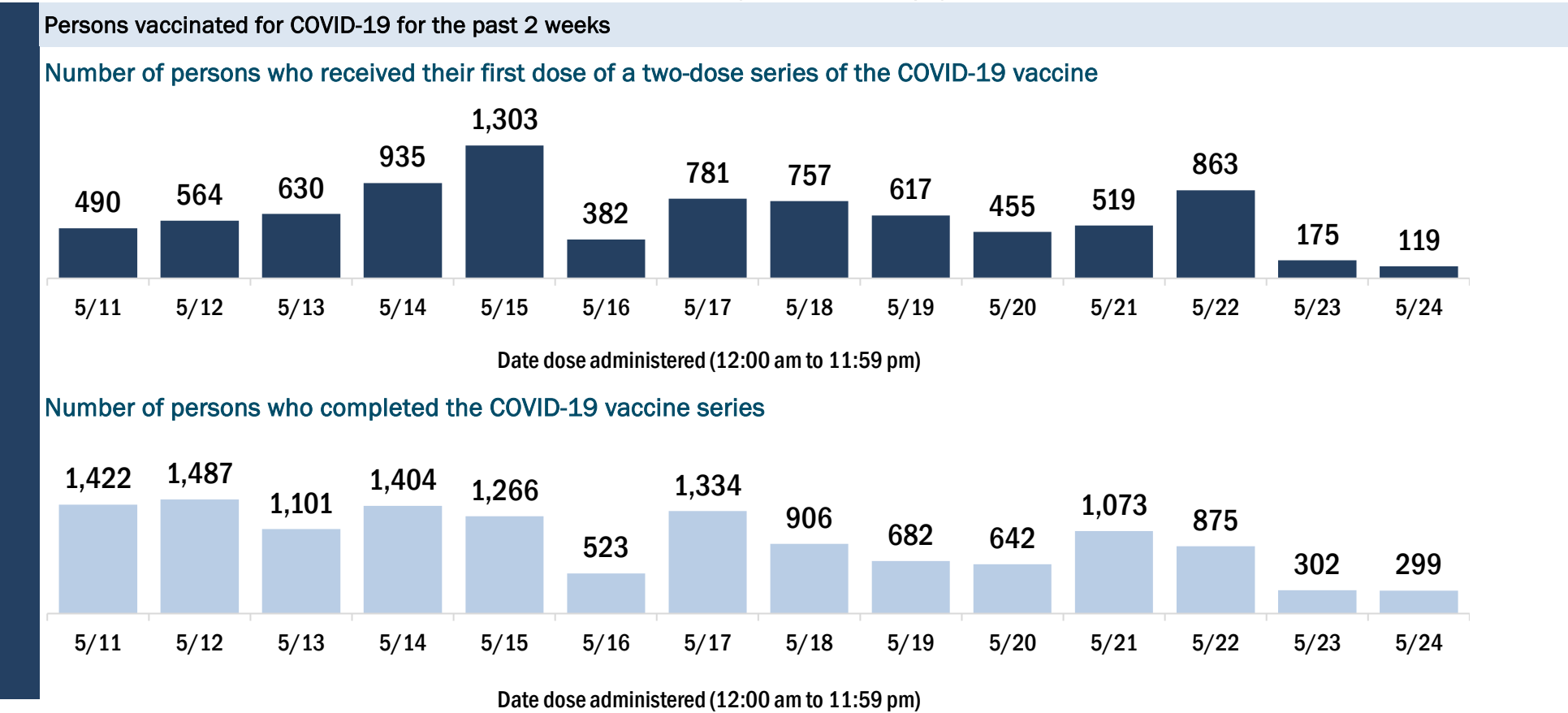
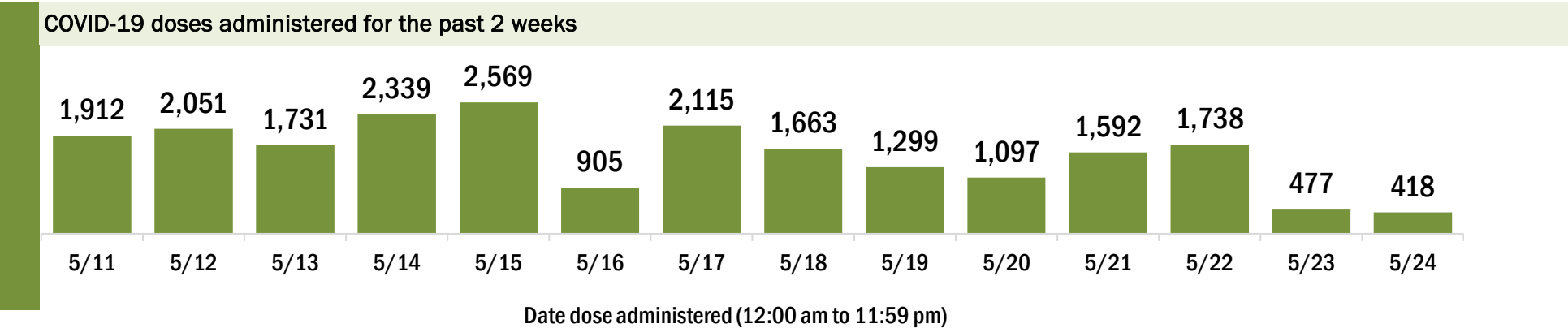
Data in this report are provisional and subject to change.

Data in this summary pertain to COVID-19 vaccines approved by the U.S. Food and Drug Administration and have been issued an Emergency Use Authorization (Janssen COVID-19 Vaccine, Moderna COVID-19 Vaccine and Pfizer-BioNTech COVID-19 Vaccine). These data summarize the number of people who have received either their first dose or have completed the series for a COVID-19 vaccine. **A person can only be counted in one category, first dose or series complete.** For persons receiving Moderna or Pfizer vaccines, once they receive their second dose, they are moved from the first dose column to the series completed column. **Because of this, the total first dose category may show a change from report to report not matching the total receiving their first dose from the previous day.** Persons receiving Johnson & Johnson vaccines will always be counted in the series completed column.

COVID-19 doses for vaccinated persons in Florida	
Doses administered	450,145
People receiving one dose of a 1-dose series (Johnson & Johnson) or receiving only one dose of a 2-dose series (Moderna, Pfizer) count once. Persons receiving both doses of a 2-dose series count twice.	

Current status of persons vaccinated for COVID-19 in Florida	
Total people vaccinated	255,603
First dose	49,067
Series completed	206,536
Completed 1-dose series	11,994
Completed 2-dose series	194,542
First dose: current number of people who have only received their first dose of the Moderna or Pfizer vaccine.	
Series complete: current number of people who have received both Moderna or Pfizer vaccine doses or one Johnson & Johnson dose and are considered fully immunized.	

Demographic summary	First dose	Series complete	Total people vaccinated
Age group	49,067	206,536	255,603
12-14 years	1,332	0	1,332
15-24 years	4,137	6,525	10,662
25-34 years	3,253	8,227	11,480
35-44 years	3,917	11,594	15,511
45-54 years	5,230	18,560	23,790
55-64 years	7,943	38,064	46,007
65-74 years	11,869	65,913	77,782
75-84 years	8,072	42,573	50,645
85+ years	3,314	15,080	18,394
Race	49,067	206,536	255,603
White	36,865	161,701	198,566
Black	1,208	3,193	4,401
American Indian/Alaskan	186	716	902
Other	3,556	14,283	17,839
Unknown	7,252	26,643	33,895
Other race includes Asian, native Hawaiian/Pacific Islander, or other.			
Ethnicity	49,067	206,536	255,603
Hispanic	4,023	9,131	13,154
Non-Hispanic	29,508	135,527	165,035
Unknown	15,536	61,878	77,414
Gender	49,067	206,536	255,603
Female	25,940	114,976	140,916
Male	23,011	91,432	114,443
Unknown	116	128	244



COVID-19: Seminole County vaccine summary

Vaccination data through May 24, 2021 as of May 25, 2021 at 12:05 AM

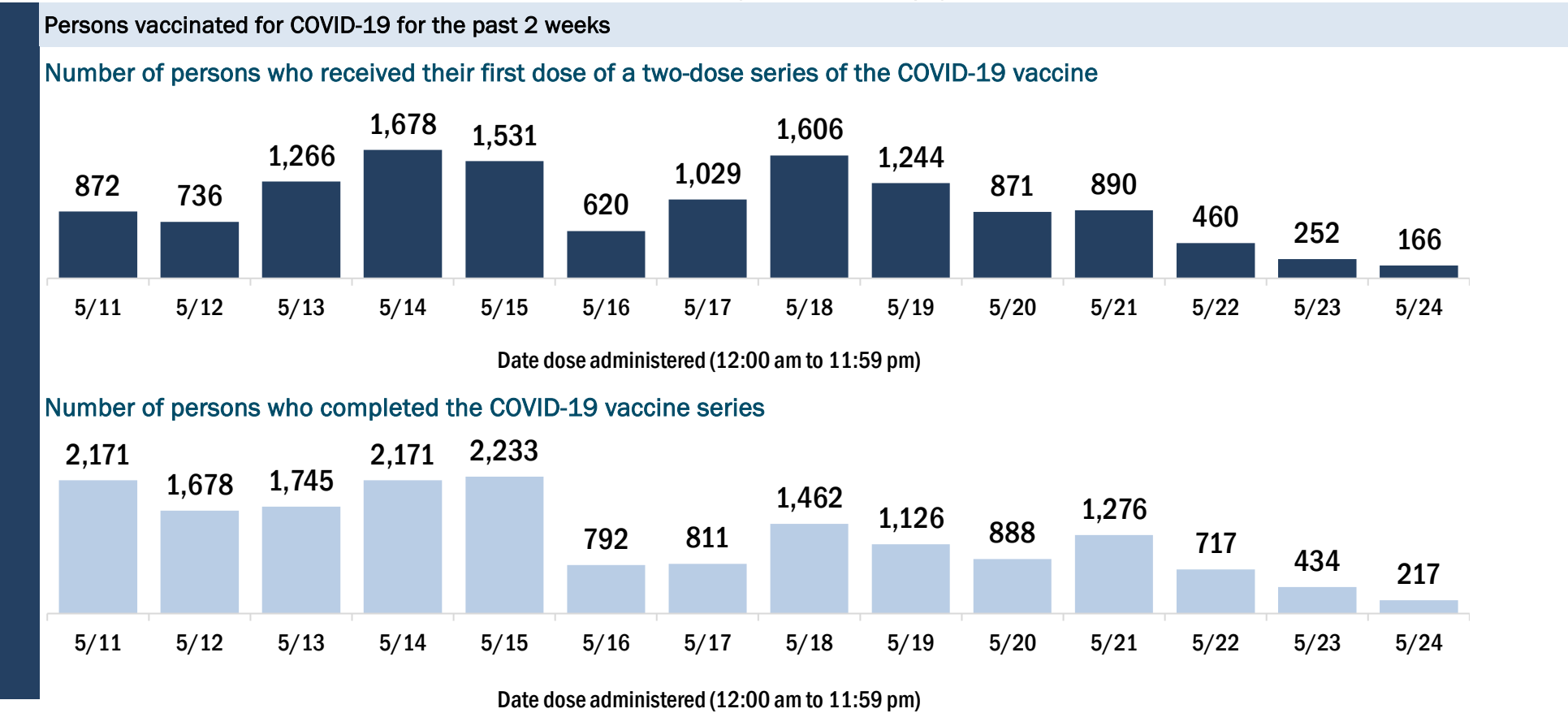
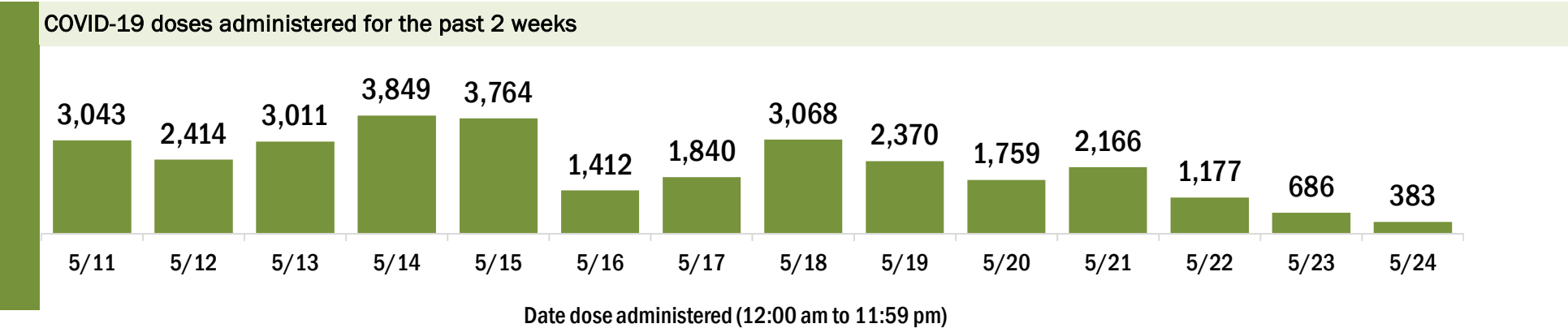
Data in this report are provisional and subject to change.

Data in this summary pertain to COVID-19 vaccines approved by the U.S. Food and Drug Administration and have been issued an Emergency Use Authorization (Janssen COVID-19 Vaccine, Moderna COVID-19 Vaccine and Pfizer-BioNTech COVID-19 Vaccine). These data summarize the number of people who have received either their first dose or have completed the series for a COVID-19 vaccine. **A person can only be counted in one category, first dose or series complete.** For persons receiving Moderna or Pfizer vaccines, once they receive their second dose, they are moved from the first dose column to the series completed column. **Because of this, the total first dose category may show a change from report to report not matching the total receiving their first dose from the previous day.** Persons receiving Johnson & Johnson vaccines will always be counted in the series completed column.

COVID-19 doses for vaccinated persons in Florida	
Doses administered	385,647
People receiving one dose of a 1-dose series (Johnson & Johnson) or receiving only one dose of a 2-dose series (Moderna, Pfizer) count once. Persons receiving both doses of a 2-dose series count twice.	

Current status of persons vaccinated for COVID-19 in Florida	
Total people vaccinated	217,532
First dose	35,043
Series completed	182,489
Completed 1-dose series	14,374
Completed 2-dose series	168,115
First dose: current number of people who have only received their first dose of the Moderna or Pfizer vaccine.	
Series complete: current number of people who have received both Moderna or Pfizer vaccine doses or one Johnson & Johnson dose and are considered fully immunized.	

Demographic summary	First dose	Series complete	Total people vaccinated
Age group	35,043	182,489	217,532
12-14 years	2,740	0	2,740
15-24 years	6,165	15,678	21,843
25-34 years	5,641	19,979	25,620
35-44 years	5,644	26,240	31,884
45-54 years	5,083	29,839	34,922
55-64 years	4,690	35,300	39,990
65-74 years	2,881	33,252	36,133
75-84 years	1,493	16,074	17,567
85+ years	706	6,127	6,833
Race	35,043	182,489	217,532
White	20,045	126,412	146,457
Black	3,093	12,005	15,098
American Indian/Alaskan	189	742	931
Other	6,077	26,558	32,635
Unknown	5,639	16,772	22,411
Other race includes Asian, native Hawaiian/Pacific Islander, or other.			
Ethnicity	35,043	182,489	217,532
Hispanic	6,504	24,489	30,993
Non-Hispanic	15,885	113,785	129,670
Unknown	12,654	44,215	56,869
Gender	35,043	182,489	217,532
Female	18,587	101,014	119,601
Male	16,363	81,327	97,690
Unknown	93	148	241



COVID-19: St. Johns County vaccine summary

Vaccination data through May 24, 2021 as of May 25, 2021 at 12:05 AM

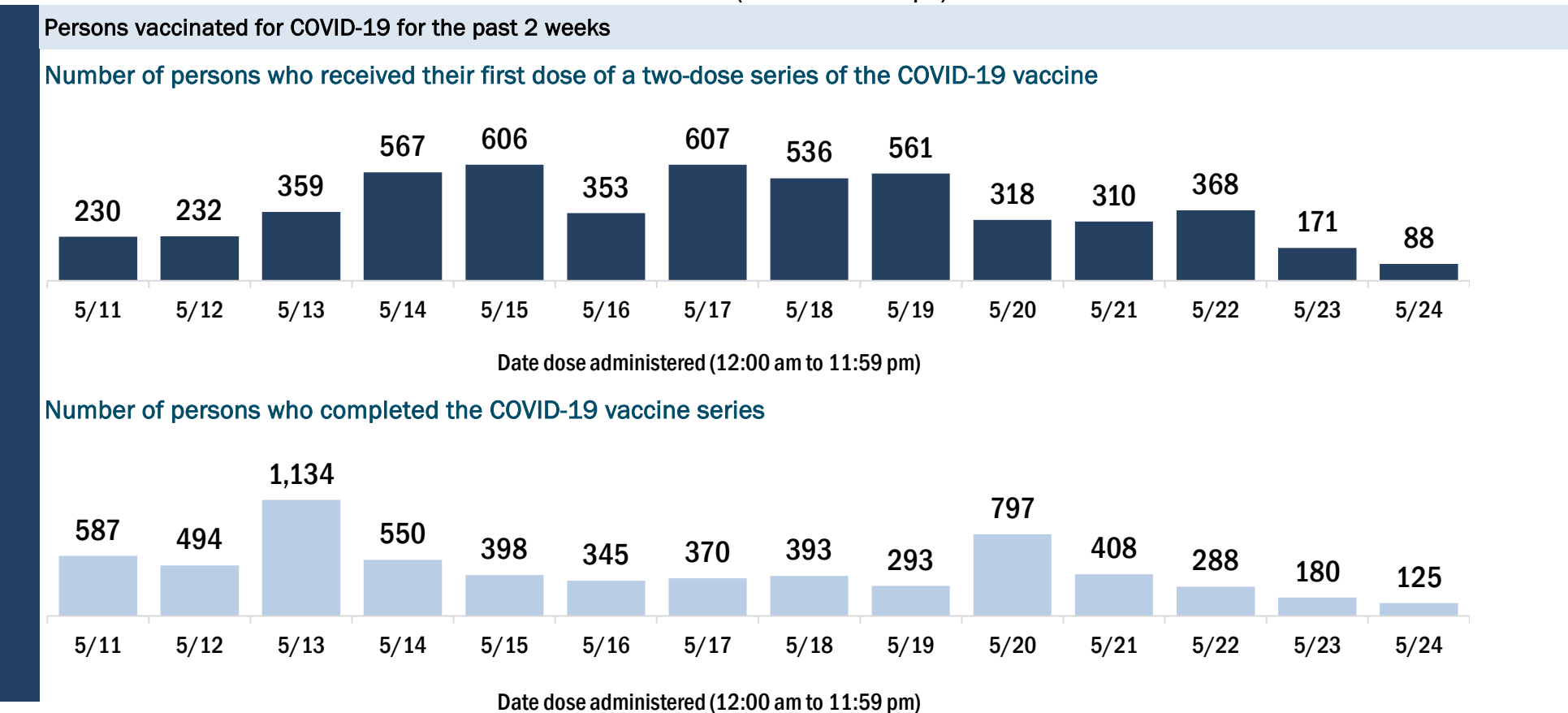
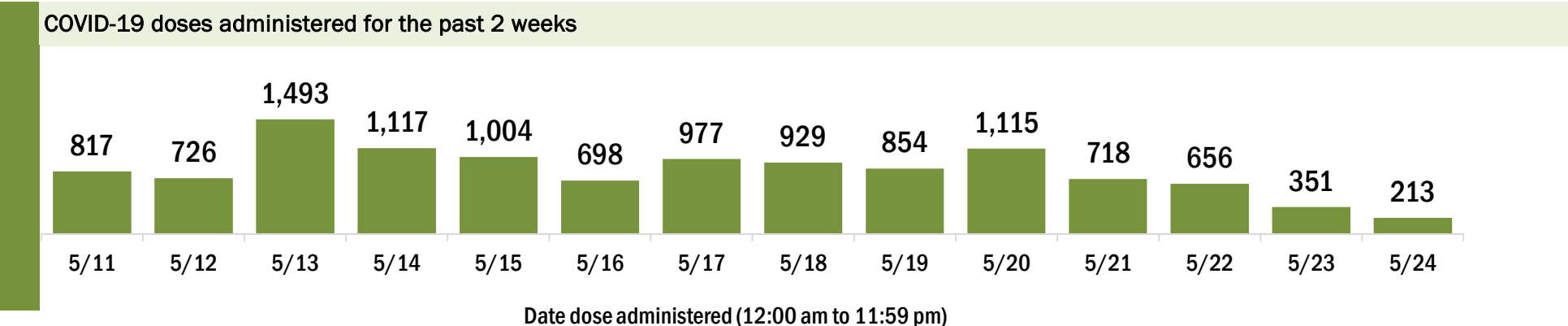
Data in this report are provisional and subject to change.

Data in this summary pertain to COVID-19 vaccines approved by the U.S. Food and Drug Administration and have been issued an Emergency Use Authorization (Janssen COVID-19 Vaccine, Moderna COVID-19 Vaccine and Pfizer-BioNTech COVID-19 Vaccine). These data summarize the number of people who have received either their first dose or have completed the series for a COVID-19 vaccine. **A person can only be counted in one category, first dose or series complete.** For persons receiving Moderna or Pfizer vaccines, once they receive their second dose, they are moved from the first dose column to the series completed column. **Because of this, the total first dose category may show a change from report to report not matching the total receiving their first dose from the previous day.** Persons receiving Johnson & Johnson vaccines will always be counted in the series completed column.

COVID-19 doses for vaccinated persons in Florida	
Doses administered	247,232
People receiving one dose of a 1-dose series (Johnson & Johnson) or receiving only one dose of a 2-dose series (Moderna, Pfizer) count once. Persons receiving both doses of a 2-dose series count twice.	

Current status of persons vaccinated for COVID-19 in Florida	
Total people vaccinated	135,364
First dose	16,522
Series completed	118,842
Completed 1-dose series	6,974
Completed 2-dose series	111,868
First dose: current number of people who have only received their first dose of the Moderna or Pfizer vaccine.	
Series complete: current number of people who have received both Moderna or Pfizer vaccine doses or one Johnson & Johnson dose and are considered fully immunized.	

Demographic summary	First dose	Series complete	Total people vaccinated
Age group	16,522	118,842	135,364
12-14 years	1,374	0	1,374
15-24 years	2,956	7,501	10,457
25-34 years	1,702	7,500	9,202
35-44 years	2,357	15,194	17,551
45-54 years	2,425	18,158	20,583
55-64 years	2,299	23,749	26,048
65-74 years	1,961	28,647	30,608
75-84 years	1,016	13,961	14,977
85+ years	432	4,132	4,564
Race	16,522	118,842	135,364
White	10,509	87,971	98,480
Black	636	3,662	4,298
American Indian/Alaskan	50	342	392
Other	1,911	11,590	13,501
Unknown	3,416	15,277	18,693
Other race includes Asian, native Hawaiian/Pacific Islander, or other.			
Ethnicity	16,522	118,842	135,364
Hispanic	1,062	5,320	6,382
Non-Hispanic	8,764	78,395	87,159
Unknown	6,696	35,127	41,823
Gender	16,522	118,842	135,364
Female	8,625	65,189	73,814
Male	7,877	53,625	61,502
Unknown	20	28	48



COVID-19: St. Lucie County vaccine summary

Vaccination data through May 24, 2021 as of May 25, 2021 at 12:05 AM

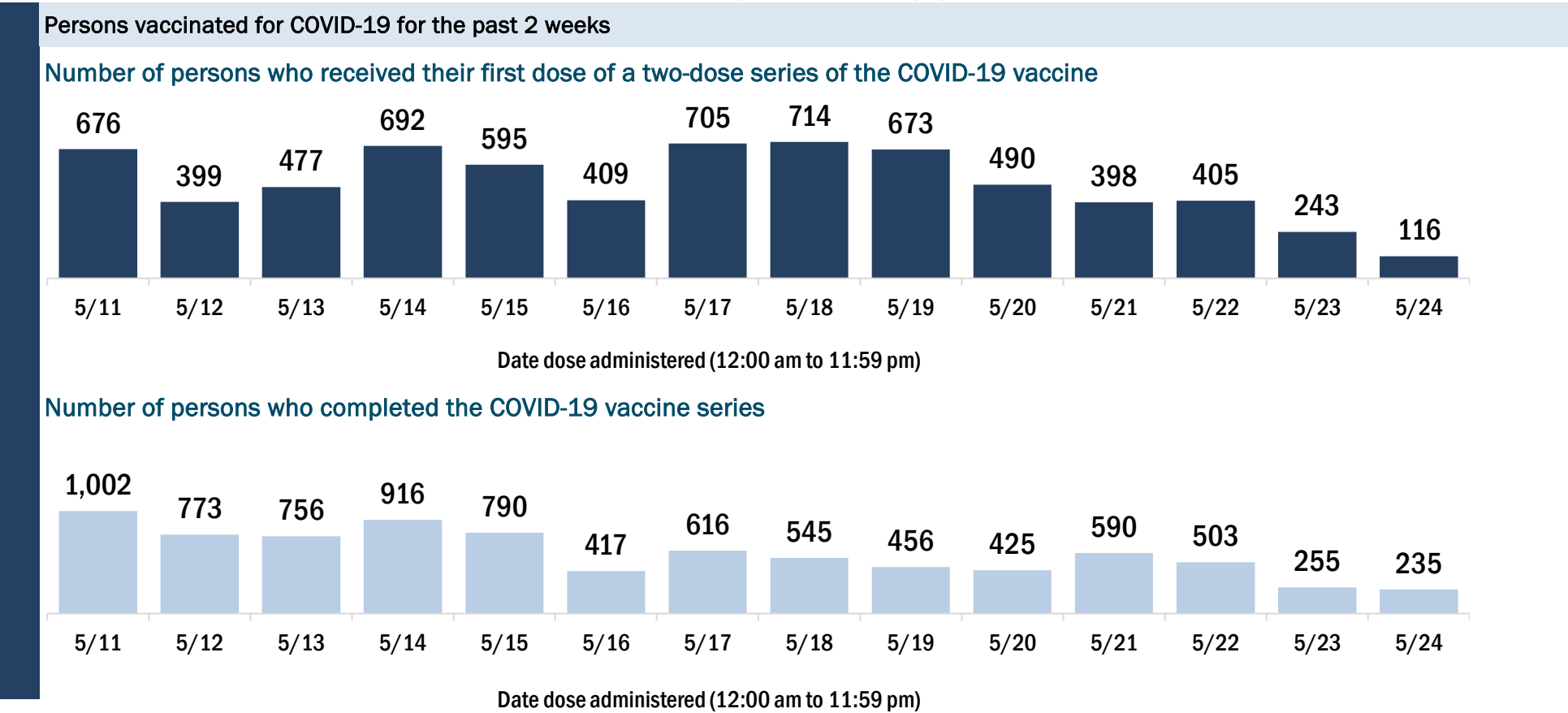
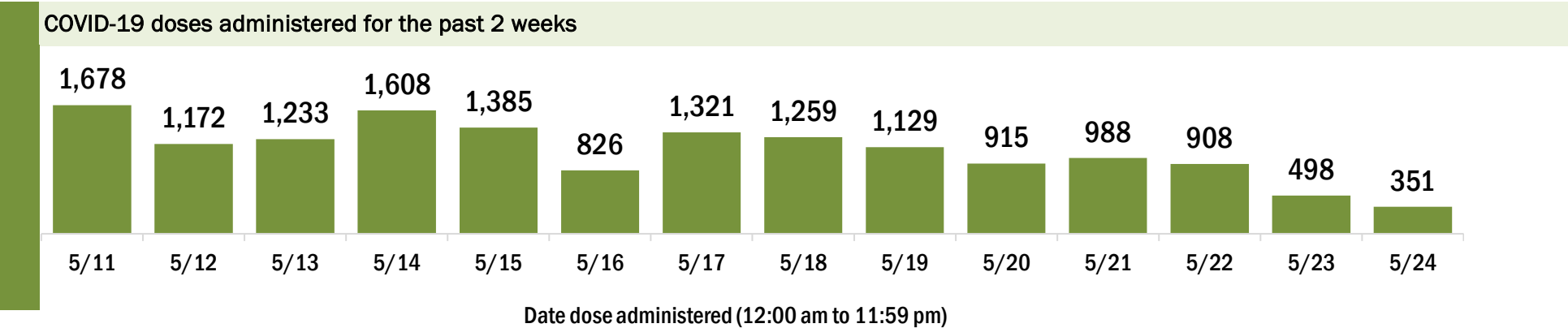
Data in this report are provisional and subject to change.

Data in this summary pertain to COVID-19 vaccines approved by the U.S. Food and Drug Administration and have been issued an Emergency Use Authorization (Janssen COVID-19 Vaccine, Moderna COVID-19 Vaccine and Pfizer-BioNTech COVID-19 Vaccine). These data summarize the number of people who have received either their first dose or have completed the series for a COVID-19 vaccine. **A person can only be counted in one category, first dose or series complete.** For persons receiving Moderna or Pfizer vaccines, once they receive their second dose, they are moved from the first dose column to the series completed column. **Because of this, the total first dose category may show a change from report to report not matching the total receiving their first dose from the previous day.** Persons receiving Johnson & Johnson vaccines will always be counted in the series completed column.

COVID-19 doses for vaccinated persons in Florida	
Doses administered	244,690
People receiving one dose of a 1-dose series (Johnson & Johnson) or receiving only one dose of a 2-dose series (Moderna, Pfizer) count once. Persons receiving both doses of a 2-dose series count twice.	

Current status of persons vaccinated for COVID-19 in Florida	
Total people vaccinated	140,407
First dose	30,814
Series completed	109,593
Completed 1-dose series	5,310
Completed 2-dose series	104,283
First dose: current number of people who have only received their first dose of the Moderna or Pfizer vaccine.	
Series complete: current number of people who have received both Moderna or Pfizer vaccine doses or one Johnson & Johnson dose and are considered fully immunized.	

Demographic summary	First dose	Series complete	Total people vaccinated
Age group	30,814	109,593	140,407
12-14 years	629	0	629
15-24 years	2,915	4,310	7,225
25-34 years	2,580	5,748	8,328
35-44 years	3,281	8,512	11,793
45-54 years	4,310	13,025	17,335
55-64 years	6,105	22,612	28,717
65-74 years	6,057	31,767	37,824
75-84 years	3,645	18,195	21,840
85+ years	1,292	5,424	6,716
Race	30,814	109,593	140,407
White	18,195	70,286	88,481
Black	3,589	10,121	13,710
American Indian/Alaskan	185	480	665
Other	3,225	10,378	13,603
Unknown	5,620	18,328	23,948
Other race includes Asian, native Hawaiian/Pacific Islander, or other.			
Ethnicity	30,814	109,593	140,407
Hispanic	4,531	11,903	16,434
Non-Hispanic	13,885	59,235	73,120
Unknown	12,398	38,455	50,853
Gender	30,814	109,593	140,407
Female	16,414	61,029	77,443
Male	14,300	48,491	62,791
Unknown	100	73	173



COVID-19: Sumter County vaccine summary

Vaccination data through May 24, 2021 as of May 25, 2021 at 12:05 AM

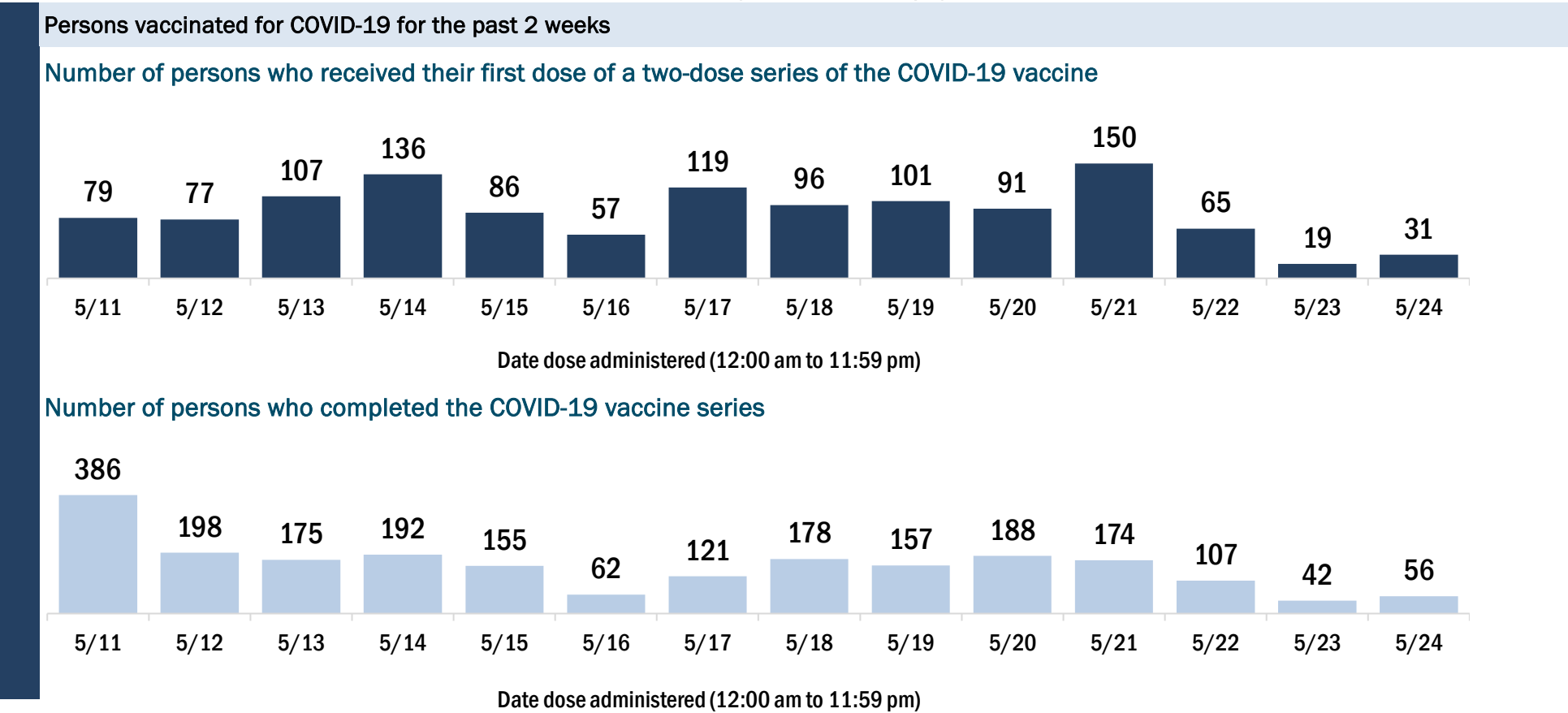
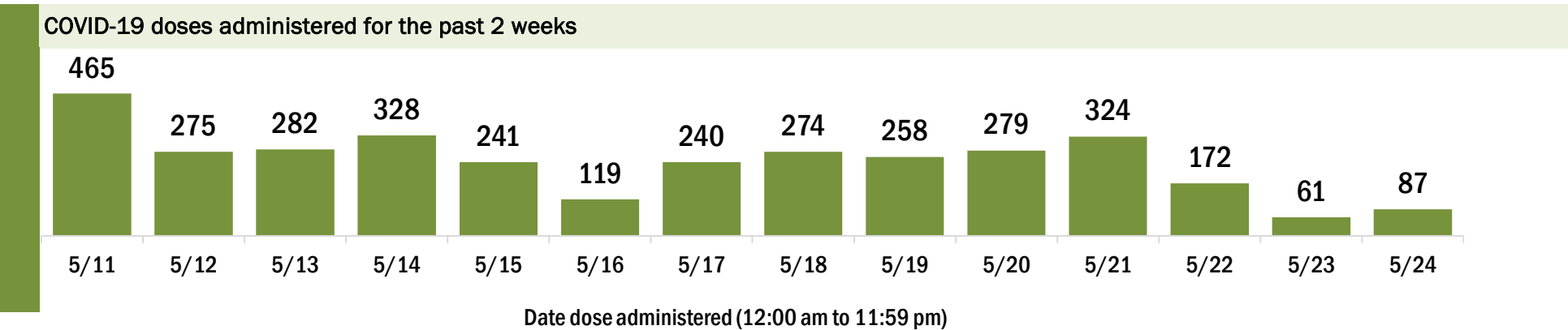
Data in this report are provisional and subject to change.

Data in this summary pertain to COVID-19 vaccines approved by the U.S. Food and Drug Administration and have been issued an Emergency Use Authorization (Janssen COVID-19 Vaccine, Moderna COVID-19 Vaccine and Pfizer-BioNTech COVID-19 Vaccine). These data summarize the number of people who have received either their first dose or have completed the series for a COVID-19 vaccine. **A person can only be counted in one category, first dose or series complete.** For persons receiving Moderna or Pfizer vaccines, once they receive their second dose, they are moved from the first dose column to the series completed column. **Because of this, the total first dose category may show a change from report to report not matching the total receiving their first dose from the previous day.** Persons receiving Johnson & Johnson vaccines will always be counted in the series completed column.

COVID-19 doses for vaccinated persons in Florida	
Doses administered	158,647
People receiving one dose of a 1-dose series (Johnson & Johnson) or receiving only one dose of a 2-dose series (Moderna, Pfizer) count once. Persons receiving both doses of a 2-dose series count twice.	

Current status of persons vaccinated for COVID-19 in Florida	
Total people vaccinated	86,569
First dose	9,758
Series completed	76,811
Completed 1-dose series	4,733
Completed 2-dose series	72,078
First dose: current number of people who have only received their first dose of the Moderna or Pfizer vaccine.	
Series complete: current number of people who have received both Moderna or Pfizer vaccine doses or one Johnson & Johnson dose and are considered fully immunized.	

Demographic summary	First dose	Series complete	Total people vaccinated
Age group	9,758	76,811	86,569
12-14 years	95	0	95
15-24 years	307	449	756
25-34 years	321	809	1,130
35-44 years	498	1,176	1,674
45-54 years	669	2,321	2,990
55-64 years	1,830	9,438	11,268
65-74 years	2,978	34,387	37,365
75-84 years	2,393	23,827	26,220
85+ years	667	4,404	5,071
Race	9,758	76,811	86,569
White	7,433	64,463	71,896
Black	296	1,237	1,533
American Indian/Alaskan	41	190	231
Other	650	3,222	3,872
Unknown	1,338	7,699	9,037
Other race includes Asian, native Hawaiian/Pacific Islander, or other.			
Ethnicity	9,758	76,811	86,569
Hispanic	369	1,551	1,920
Non-Hispanic	6,066	52,352	58,418
Unknown	3,323	22,908	26,231
Gender	9,758	76,811	86,569
Female	5,352	42,416	47,768
Male	4,385	34,376	38,761
Unknown	21	19	40



COVID-19: Suwannee County vaccine summary

Vaccination data through May 24, 2021 as of May 25, 2021 at 12:05 AM

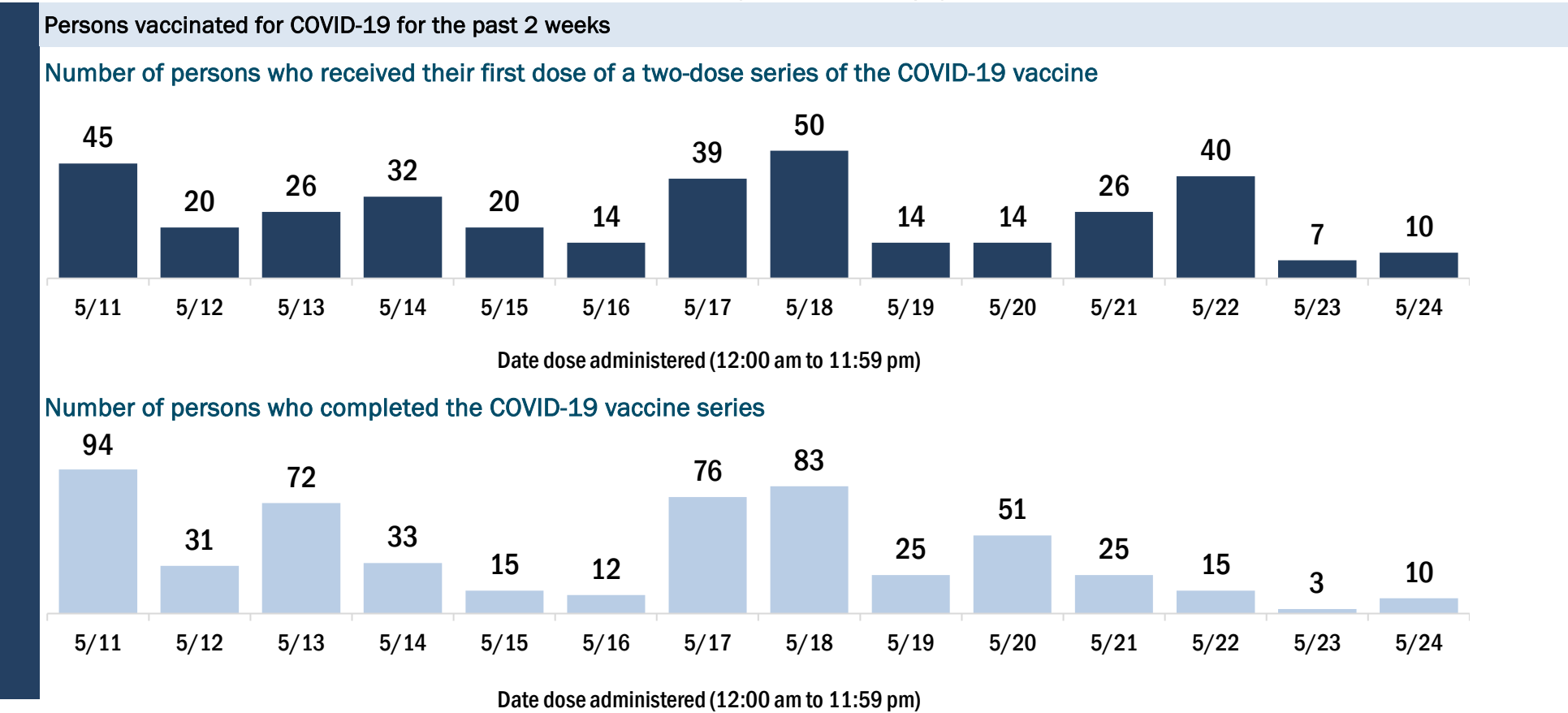
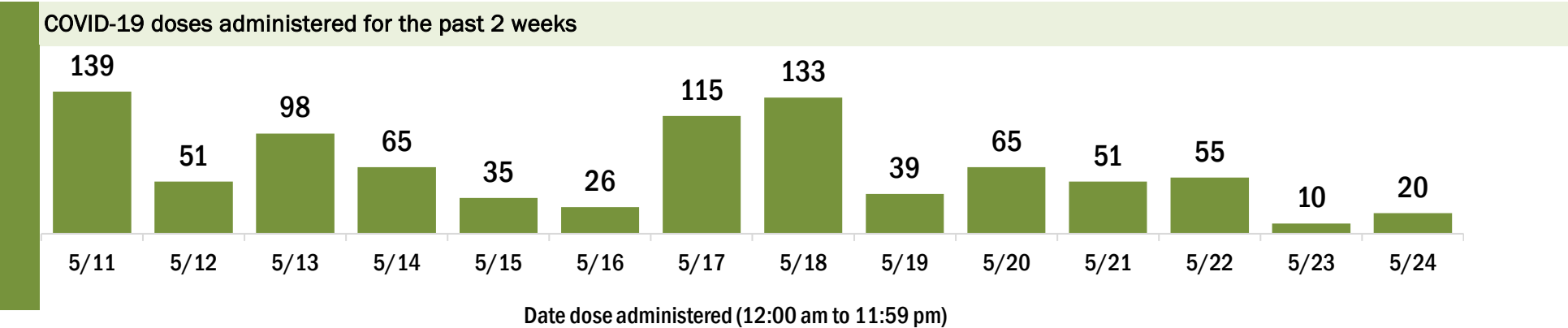
Data in this report are provisional and subject to change.

Data in this summary pertain to COVID-19 vaccines approved by the U.S. Food and Drug Administration and have been issued an Emergency Use Authorization (Janssen COVID-19 Vaccine, Moderna COVID-19 Vaccine and Pfizer-BioNTech COVID-19 Vaccine). These data summarize the number of people who have received either their first dose or have completed the series for a COVID-19 vaccine. **A person can only be counted in one category, first dose or series complete.** For persons receiving Moderna or Pfizer vaccines, once they receive their second dose, they are moved from the first dose column to the series completed column. **Because of this, the total first dose category may show a change from report to report not matching the total receiving their first dose from the previous day.** Persons receiving Johnson & Johnson vaccines will always be counted in the series completed column.

COVID-19 doses for vaccinated persons in Florida	
Doses administered	18,996
People receiving one dose of a 1-dose series (Johnson & Johnson) or receiving only one dose of a 2-dose series (Moderna, Pfizer) count once. Persons receiving both doses of a 2-dose series count twice.	

Current status of persons vaccinated for COVID-19 in Florida	
Total people vaccinated	10,748
First dose	1,784
Series completed	8,964
Completed 1-dose series	716
Completed 2-dose series	8,248
First dose: current number of people who have only received their first dose of the Moderna or Pfizer vaccine.	
Series complete: current number of people who have received both Moderna or Pfizer vaccine doses or one Johnson & Johnson dose and are considered fully immunized.	

Demographic summary	First dose	Series complete	Total people vaccinated
Age group	1,784	8,964	10,748
12-14 years	19	0	19
15-24 years	167	260	427
25-34 years	182	348	530
35-44 years	247	524	771
45-54 years	288	849	1,137
55-64 years	441	1,939	2,380
65-74 years	239	2,753	2,992
75-84 years	143	1,711	1,854
85+ years	58	580	638
Race	1,784	8,964	10,748
White	1,123	6,371	7,494
Black	274	809	1,083
American Indian/Alaskan	10	17	27
Other	189	590	779
Unknown	188	1,177	1,365
Other race includes Asian, native Hawaiian/Pacific Islander, or other.			
Ethnicity	1,784	8,964	10,748
Hispanic	210	439	649
Non-Hispanic	1,073	5,638	6,711
Unknown	501	2,887	3,388
Gender	1,784	8,964	10,748
Female	762	5,110	5,872
Male	1,022	3,854	4,876
Unknown	0	0	0



COVID-19: Taylor County vaccine summary

Vaccination data through May 24, 2021 as of May 25, 2021 at 12:05 AM

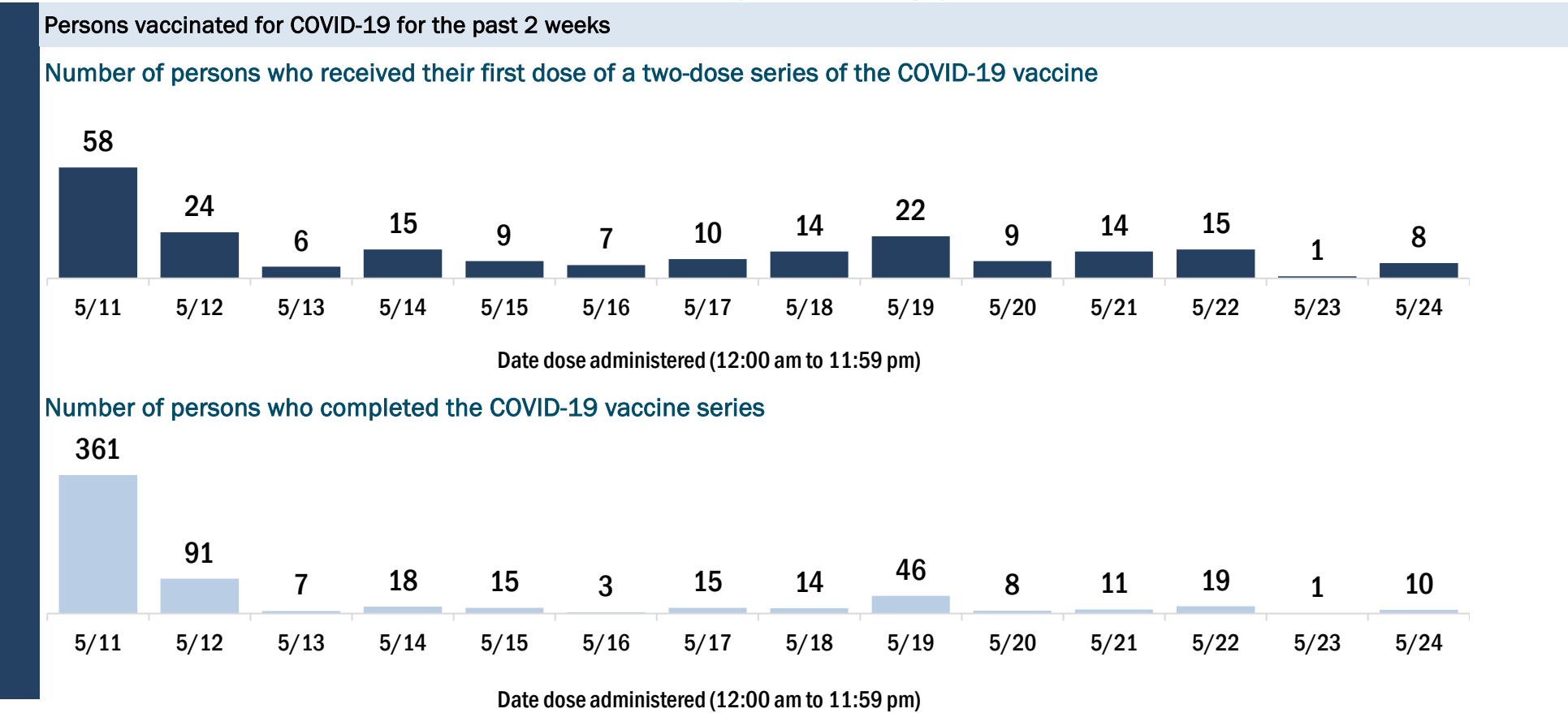
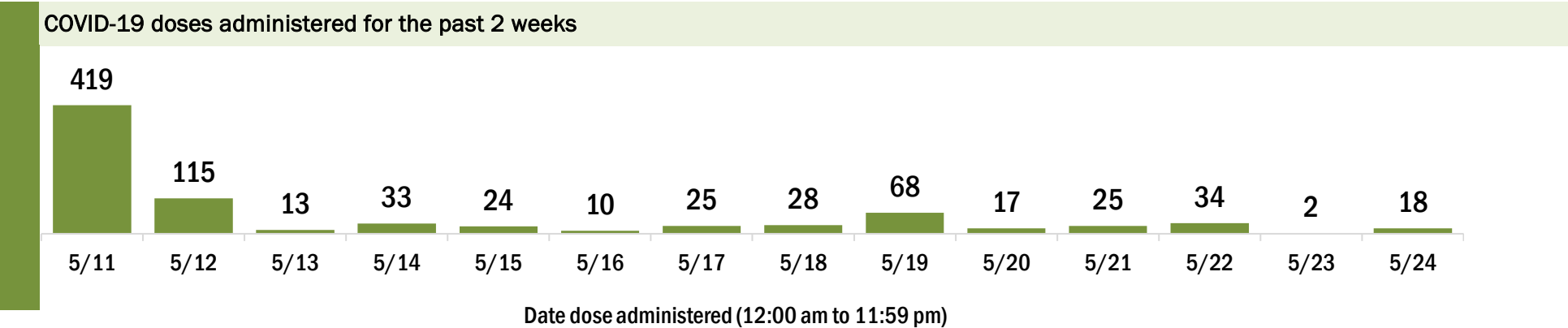
Data in this report are provisional and subject to change.

Data in this summary pertain to COVID-19 vaccines approved by the U.S. Food and Drug Administration and have been issued an Emergency Use Authorization (Janssen COVID-19 Vaccine, Moderna COVID-19 Vaccine and Pfizer-BioNTech COVID-19 Vaccine). These data summarize the number of people who have received either their first dose or have completed the series for a COVID-19 vaccine. **A person can only be counted in one category, first dose or series complete.** For persons receiving Moderna or Pfizer vaccines, once they receive their second dose, they are moved from the first dose column to the series completed column. **Because of this, the total first dose category may show a change from report to report not matching the total receiving their first dose from the previous day.** Persons receiving Johnson & Johnson vaccines will always be counted in the series completed column.

COVID-19 doses for vaccinated persons in Florida	
Doses administered	10,659
People receiving one dose of a 1-dose series (Johnson & Johnson) or receiving only one dose of a 2-dose series (Moderna, Pfizer) count once. Persons receiving both doses of a 2-dose series count twice.	

Current status of persons vaccinated for COVID-19 in Florida	
Total people vaccinated	6,148
First dose	1,252
Series completed	4,896
Completed 1-dose series	385
Completed 2-dose series	4,511
First dose: current number of people who have only received their first dose of the Moderna or Pfizer vaccine.	
Series complete: current number of people who have received both Moderna or Pfizer vaccine doses or one Johnson & Johnson dose and are considered fully immunized.	

Demographic summary	First dose	Series complete	Total people vaccinated
Age group	1,252	4,896	6,148
12-14 years	8	0	8
15-24 years	62	90	152
25-34 years	84	231	315
35-44 years	104	348	452
45-54 years	168	540	708
55-64 years	291	1,129	1,420
65-74 years	317	1,505	1,822
75-84 years	163	830	993
85+ years	55	223	278
Race	1,252	4,896	6,148
White	865	3,591	4,456
Black	193	707	900
American Indian/Alaskan	8	34	42
Other	63	316	379
Unknown	123	248	371
Other race includes Asian, native Hawaiian/Pacific Islander, or other.			
Ethnicity	1,252	4,896	6,148
Hispanic	22	99	121
Non-Hispanic	757	3,140	3,897
Unknown	473	1,657	2,130
Gender	1,252	4,896	6,148
Female	604	2,499	3,103
Male	647	2,396	3,043
Unknown	1	1	2



COVID-19: Union County vaccine summary

Vaccination data through May 24, 2021 as of May 25, 2021 at 12:05 AM

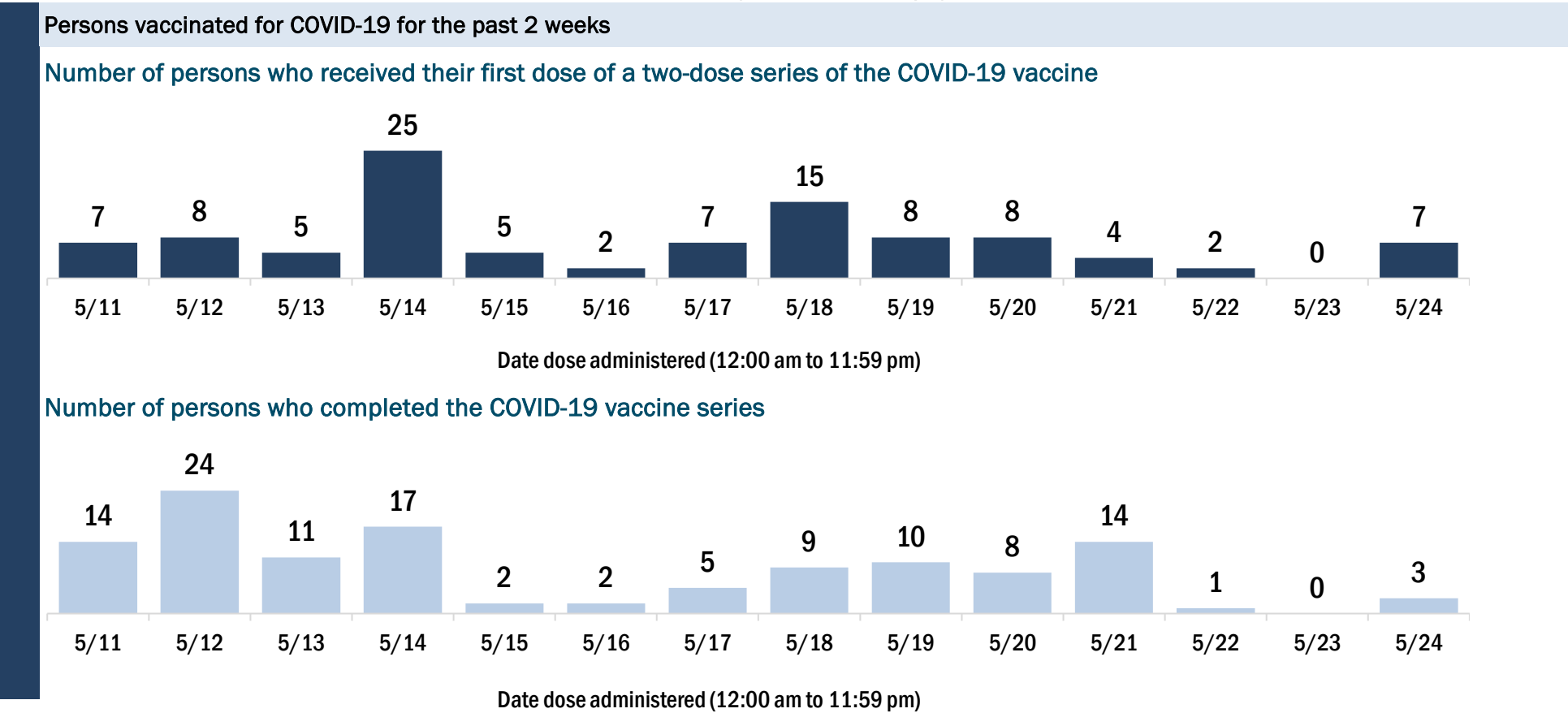
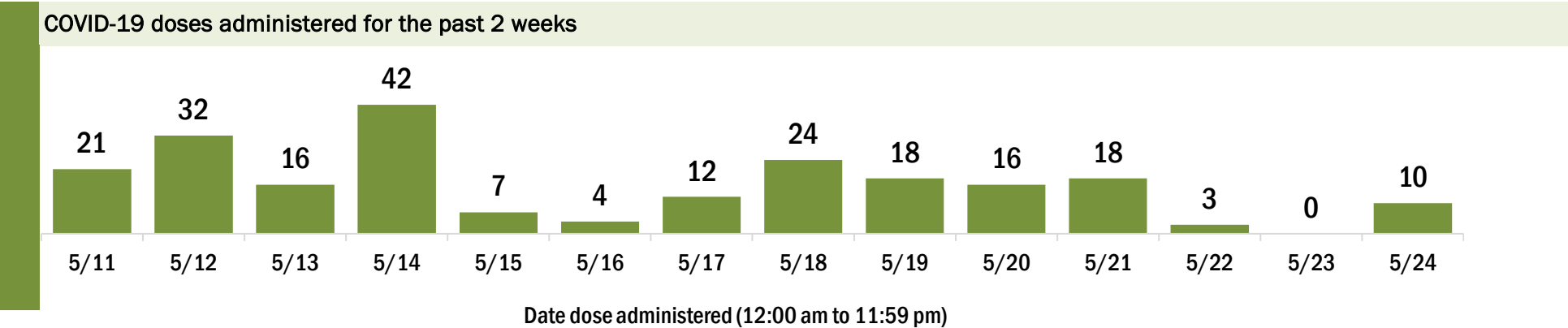
Data in this report are provisional and subject to change.

Data in this summary pertain to COVID-19 vaccines approved by the U.S. Food and Drug Administration and have been issued an Emergency Use Authorization (Janssen COVID-19 Vaccine, Moderna COVID-19 Vaccine and Pfizer-BioNTech COVID-19 Vaccine). These data summarize the number of people who have received either their first dose or have completed the series for a COVID-19 vaccine. **A person can only be counted in one category, first dose or series complete.** For persons receiving Moderna or Pfizer vaccines, once they receive their second dose, they are moved from the first dose column to the series completed column. **Because of this, the total first dose category may show a change from report to report not matching the total receiving their first dose from the previous day.** Persons receiving Johnson & Johnson vaccines will always be counted in the series completed column.

COVID-19 doses for vaccinated persons in Florida	
Doses administered	6,016
People receiving one dose of a 1-dose series (Johnson & Johnson) or receiving only one dose of a 2-dose series (Moderna, Pfizer) count once. Persons receiving both doses of a 2-dose series count twice.	

Current status of persons vaccinated for COVID-19 in Florida	
Total people vaccinated	3,426
First dose	708
Series completed	2,718
Completed 1-dose series	128
Completed 2-dose series	2,590
First dose: current number of people who have only received their first dose of the Moderna or Pfizer vaccine.	
Series complete: current number of people who have received both Moderna or Pfizer vaccine doses or one Johnson & Johnson dose and are considered fully immunized.	

Demographic summary	First dose	Series complete	Total people vaccinated
Age group	708	2,718	3,426
12-14 years	3	0	3
15-24 years	58	88	146
25-34 years	59	176	235
35-44 years	127	256	383
45-54 years	140	384	524
55-64 years	173	641	814
65-74 years	97	703	800
75-84 years	44	368	412
85+ years	7	102	109
Race	708	2,718	3,426
White	454	2,051	2,505
Black	175	437	612
American Indian/Alaskan	5	17	22
Other	53	162	215
Unknown	21	51	72
Other race includes Asian, native Hawaiian/Pacific Islander, or other.			
Ethnicity	708	2,718	3,426
Hispanic	44	93	137
Non-Hispanic	560	2,401	2,961
Unknown	104	224	328
Gender	708	2,718	3,426
Female	160	1,215	1,375
Male	543	1,503	2,046
Unknown	5	0	5



COVID-19: Volusia County vaccine summary

Vaccination data through May 24, 2021 as of May 25, 2021 at 12:05 AM

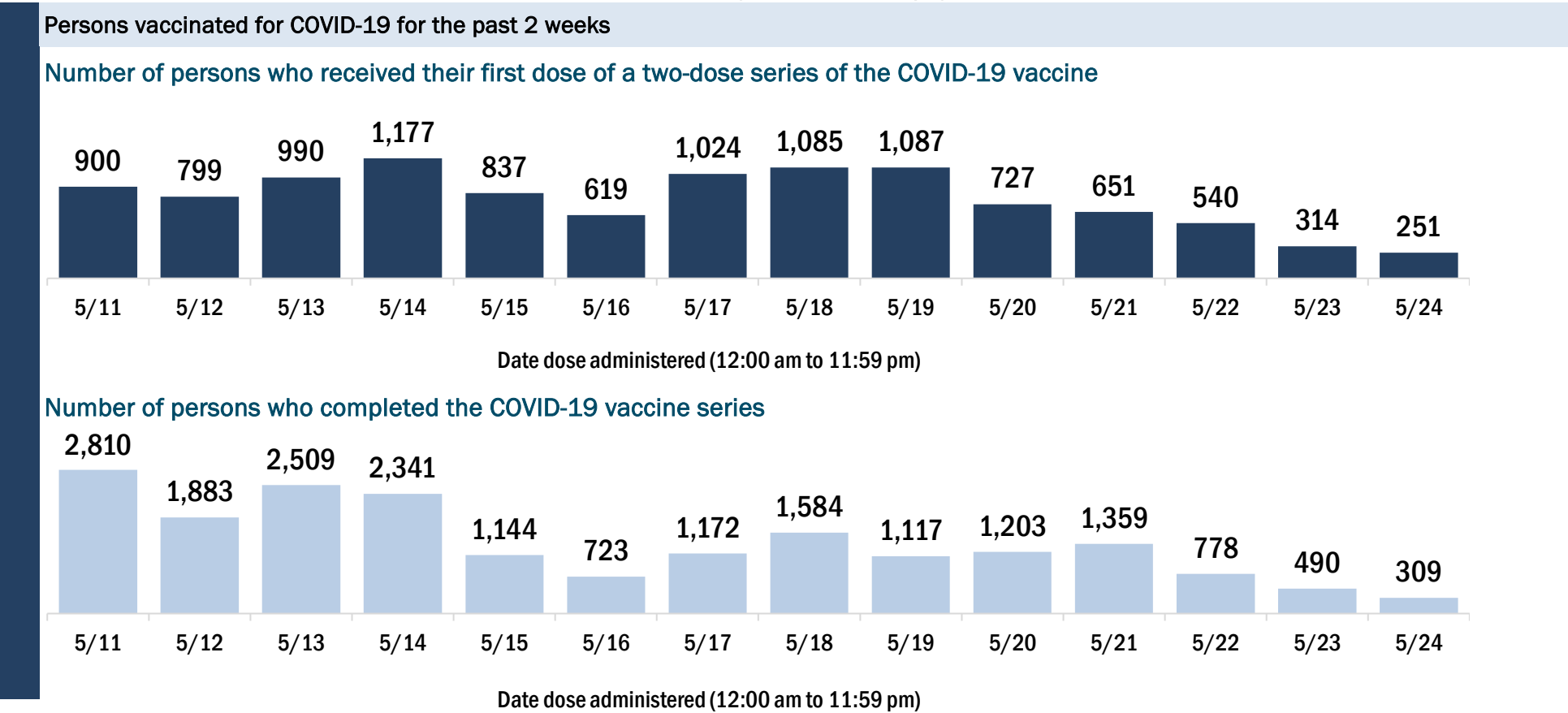
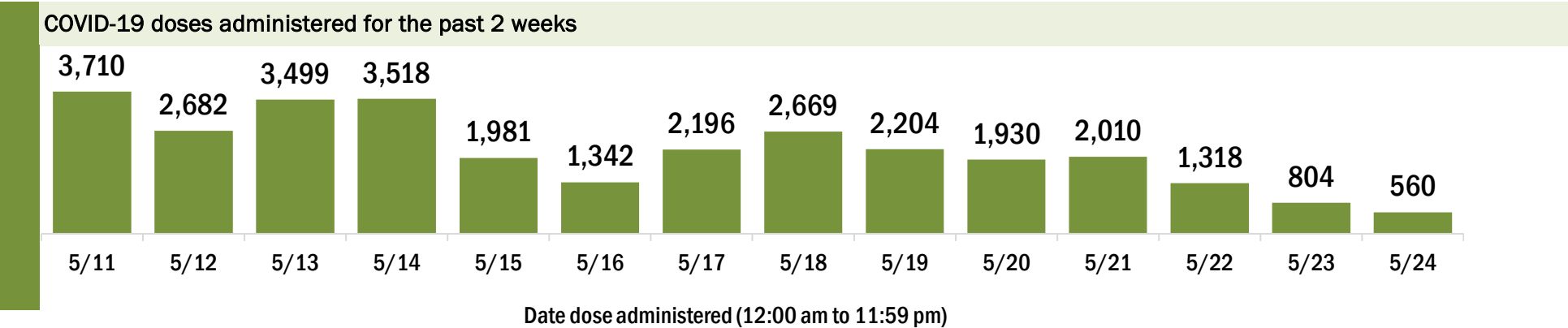
Data in this report are provisional and subject to change.

Data in this summary pertain to COVID-19 vaccines approved by the U.S. Food and Drug Administration and have been issued an Emergency Use Authorization (Janssen COVID-19 Vaccine, Moderna COVID-19 Vaccine and Pfizer-BioNTech COVID-19 Vaccine). These data summarize the number of people who have received either their first dose or have completed the series for a COVID-19 vaccine. **A person can only be counted in one category, first dose or series complete.** For persons receiving Moderna or Pfizer vaccines, once they receive their second dose, they are moved from the first dose column to the series completed column. **Because of this, the total first dose category may show a change from report to report not matching the total receiving their first dose from the previous day.** Persons receiving Johnson & Johnson vaccines will always be counted in the series completed column.

COVID-19 doses for vaccinated persons in Florida	
Doses administered	408,148
People receiving one dose of a 1-dose series (Johnson & Johnson) or receiving only one dose of a 2-dose series (Moderna, Pfizer) count once. Persons receiving both doses of a 2-dose series count twice.	

Current status of persons vaccinated for COVID-19 in Florida	
Total people vaccinated	236,230
First dose	42,431
Series completed	193,799
Completed 1-dose series	21,881
Completed 2-dose series	171,918
First dose: current number of people who have only received their first dose of the Moderna or Pfizer vaccine.	
Series complete: current number of people who have received both Moderna or Pfizer vaccine doses or one Johnson & Johnson dose and are considered fully immunized.	

Demographic summary	First dose	Series complete	Total people vaccinated
Age group	42,431	193,799	236,230
12-14 years	1,068	0	1,068
15-24 years	4,880	9,176	14,056
25-34 years	4,114	11,050	15,164
35-44 years	4,647	14,521	19,168
45-54 years	5,919	22,120	28,039
55-64 years	9,085	40,726	49,811
65-74 years	7,465	55,154	62,619
75-84 years	3,810	30,498	34,308
85+ years	1,443	10,554	11,997
Race	42,431	193,799	236,230
White	26,267	128,122	154,389
Black	2,767	9,825	12,592
American Indian/Alaskan	188	644	832
Other	4,995	21,577	26,572
Unknown	8,214	33,631	41,845
Other race includes Asian, native Hawaiian/Pacific Islander, or other.			
Ethnicity	42,431	193,799	236,230
Hispanic	5,164	14,070	19,234
Non-Hispanic	21,052	102,301	123,353
Unknown	16,215	77,428	93,643
Gender	42,431	193,799	236,230
Female	22,340	106,923	129,263
Male	19,601	83,875	103,476
Unknown	490	3,001	3,491



COVID-19: Wakulla County vaccine summary

Vaccination data through May 24, 2021 as of May 25, 2021 at 12:05 AM

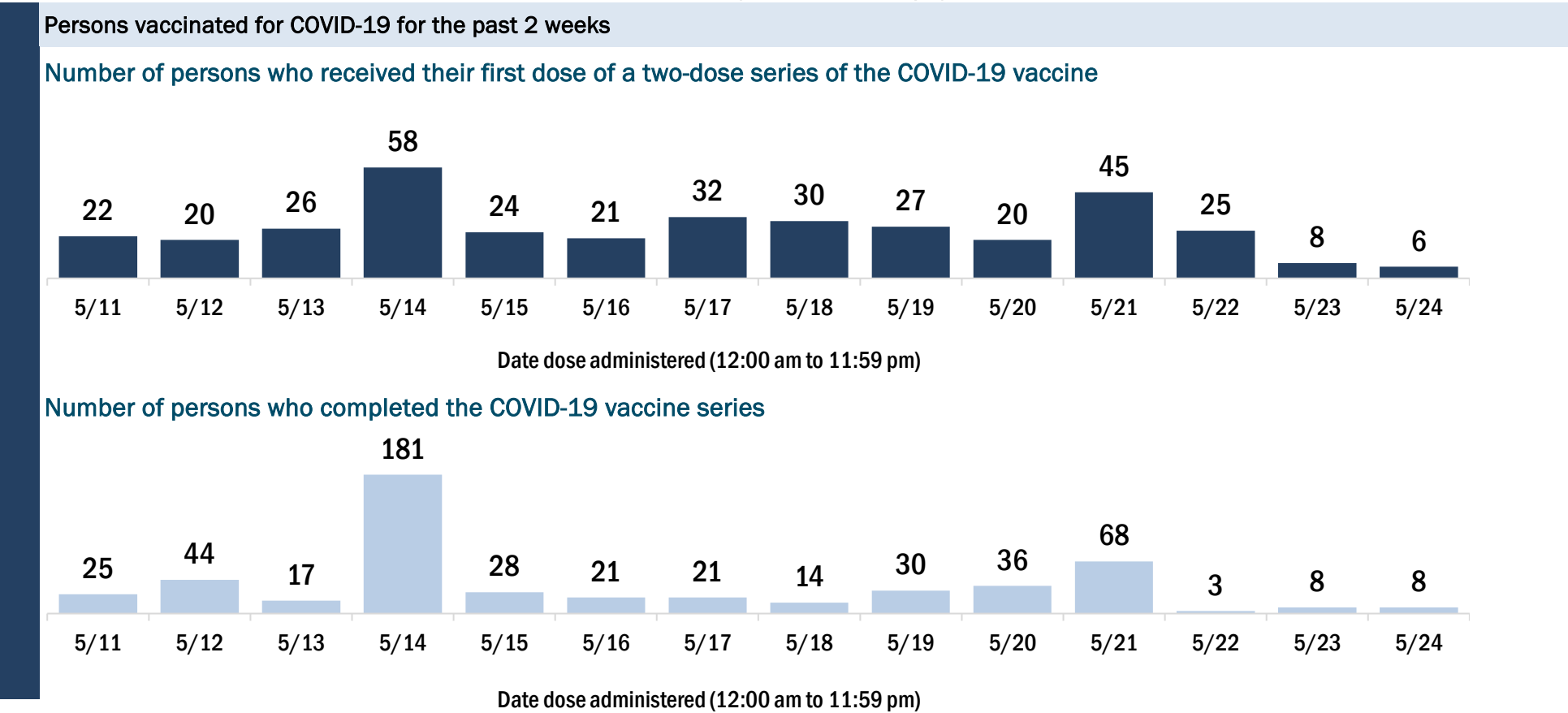
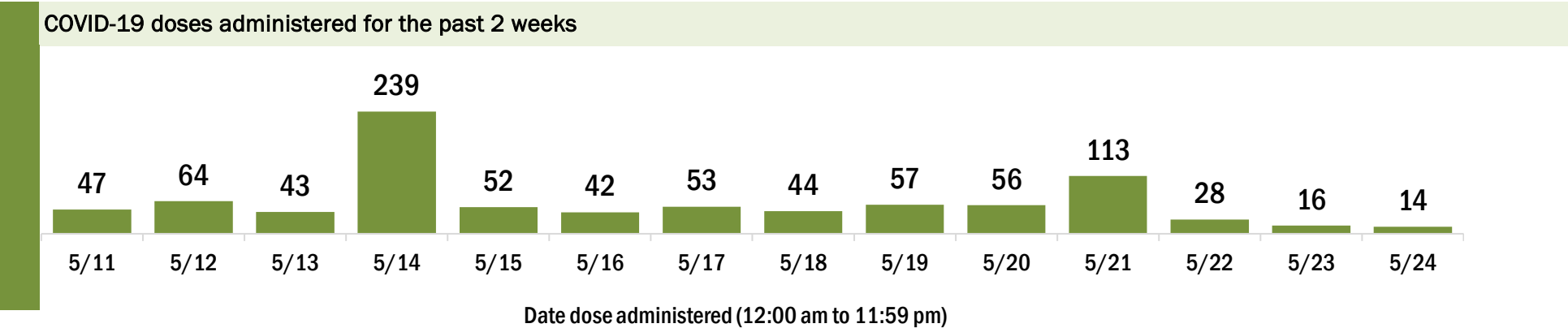
Data in this report are provisional and subject to change.

Data in this summary pertain to COVID-19 vaccines approved by the U.S. Food and Drug Administration and have been issued an Emergency Use Authorization (Janssen COVID-19 Vaccine, Moderna COVID-19 Vaccine and Pfizer-BioNTech COVID-19 Vaccine). These data summarize the number of people who have received either their first dose or have completed the series for a COVID-19 vaccine. **A person can only be counted in one category, first dose or series complete.** For persons receiving Moderna or Pfizer vaccines, once they receive their second dose, they are moved from the first dose column to the series completed column. **Because of this, the total first dose category may show a change from report to report not matching the total receiving their first dose from the previous day.** Persons receiving Johnson & Johnson vaccines will always be counted in the series completed column.

COVID-19 doses for vaccinated persons in Florida	
Doses administered	19,662
People receiving one dose of a 1-dose series (Johnson & Johnson) or receiving only one dose of a 2-dose series (Moderna, Pfizer) count once. Persons receiving both doses of a 2-dose series count twice.	

Current status of persons vaccinated for COVID-19 in Florida	
Total people vaccinated	11,431
First dose	2,577
Series completed	8,854
Completed 1-dose series	623
Completed 2-dose series	8,231
First dose: current number of people who have only received their first dose of the Moderna or Pfizer vaccine.	
Series complete: current number of people who have received both Moderna or Pfizer vaccine doses or one Johnson & Johnson dose and are considered fully immunized.	

Demographic summary	First dose	Series complete	Total people vaccinated
Age group	2,577	8,854	11,431
12-14 years	40	0	40
15-24 years	177	351	528
25-34 years	310	544	854
35-44 years	407	811	1,218
45-54 years	475	1,195	1,670
55-64 years	517	2,005	2,522
65-74 years	413	2,518	2,931
75-84 years	181	1,159	1,340
85+ years	57	271	328
Race	2,577	8,854	11,431
White	1,763	6,608	8,371
Black	515	675	1,190
American Indian/Alaskan	6	39	45
Other	132	1,079	1,211
Unknown	161	453	614
Other race includes Asian, native Hawaiian/Pacific Islander, or other.			
Ethnicity	2,577	8,854	11,431
Hispanic	82	195	277
Non-Hispanic	1,224	7,106	8,330
Unknown	1,271	1,553	2,824
Gender	2,577	8,854	11,431
Female	892	4,936	5,828
Male	1,684	3,917	5,601
Unknown	1	1	2



COVID-19: Walton County vaccine summary

Vaccination data through May 24, 2021 as of May 25, 2021 at 12:05 AM

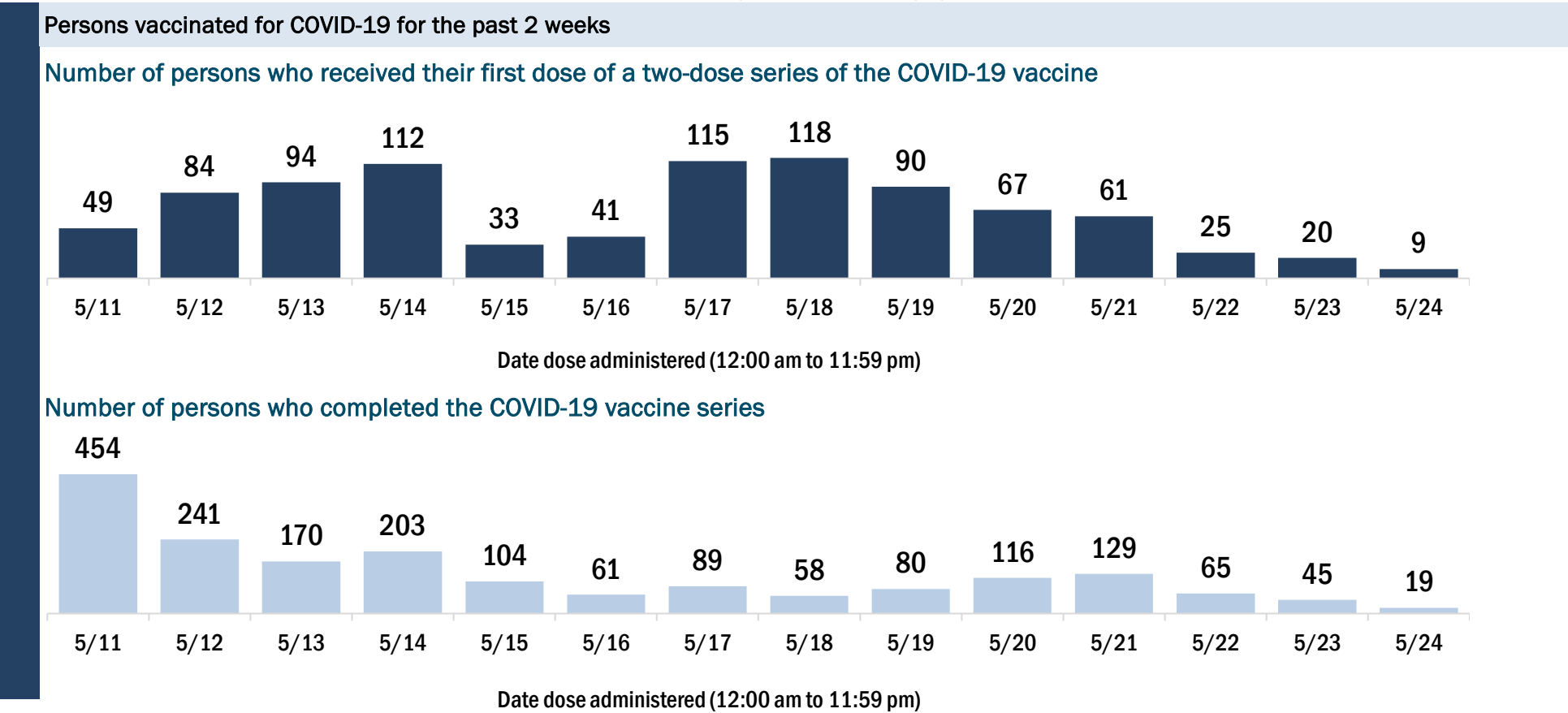
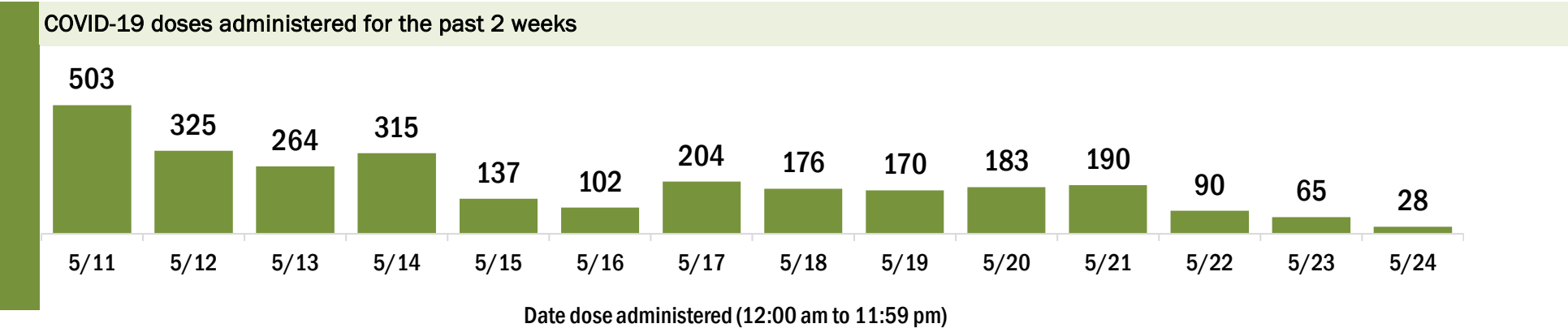
Data in this report are provisional and subject to change.

Data in this summary pertain to COVID-19 vaccines approved by the U.S. Food and Drug Administration and have been issued an Emergency Use Authorization (Janssen COVID-19 Vaccine, Moderna COVID-19 Vaccine and Pfizer-BioNTech COVID-19 Vaccine). These data summarize the number of people who have received either their first dose or have completed the series for a COVID-19 vaccine. **A person can only be counted in one category, first dose or series complete.** For persons receiving Moderna or Pfizer vaccines, once they receive their second dose, they are moved from the first dose column to the series completed column. **Because of this, the total first dose category may show a change from report to report not matching the total receiving their first dose from the previous day.** Persons receiving Johnson & Johnson vaccines will always be counted in the series completed column.

COVID-19 doses for vaccinated persons in Florida	
Doses administered	47,113
People receiving one dose of a 1-dose series (Johnson & Johnson) or receiving only one dose of a 2-dose series (Moderna, Pfizer) count once. Persons receiving both doses of a 2-dose series count twice.	

Current status of persons vaccinated for COVID-19 in Florida	
Total people vaccinated	26,988
First dose	5,252
Series completed	21,736
Completed 1-dose series	1,611
Completed 2-dose series	20,125
First dose: current number of people who have only received their first dose of the Moderna or Pfizer vaccine.	
Series complete: current number of people who have received both Moderna or Pfizer vaccine doses or one Johnson & Johnson dose and are considered fully immunized.	

Demographic summary	First dose	Series complete	Total people vaccinated
Age group	5,252	21,736	26,988
12-14 years	49	0	49
15-24 years	426	635	1,061
25-34 years	511	1,069	1,580
35-44 years	628	1,884	2,512
45-54 years	805	2,636	3,441
55-64 years	1,115	5,096	6,211
65-74 years	1,108	6,706	7,814
75-84 years	492	2,920	3,412
85+ years	118	790	908
Race	5,252	21,736	26,988
White	3,692	16,164	19,856
Black	225	541	766
American Indian/Alaskan	24	99	123
Other	364	1,122	1,486
Unknown	947	3,810	4,757
Other race includes Asian, native Hawaiian/Pacific Islander, or other.			
Ethnicity	5,252	21,736	26,988
Hispanic	326	686	1,012
Non-Hispanic	3,230	14,342	17,572
Unknown	1,696	6,708	8,404
Gender	5,252	21,736	26,988
Female	2,668	11,575	14,243
Male	2,564	10,158	12,722
Unknown	20	3	23



COVID-19: Washington County vaccine summary

Vaccination data through May 24, 2021 as of May 25, 2021 at 12:05 AM

Data in this report are provisional and subject to change.

Data in this summary pertain to COVID-19 vaccines approved by the U.S. Food and Drug Administration and have been issued an Emergency Use Authorization (Janssen COVID-19 Vaccine, Moderna COVID-19 Vaccine and Pfizer-BioNTech COVID-19 Vaccine). These data summarize the number of people who have received either their first dose or have completed the series for a COVID-19 vaccine. **A person can only be counted in one category, first dose or series complete.** For persons receiving Moderna or Pfizer vaccines, once they receive their second dose, they are moved from the first dose column to the series completed column. **Because of this, the total first dose category may show a change from report to report not matching the total receiving their first dose from the previous day.** Persons receiving Johnson & Johnson vaccines will always be counted in the series completed column.

COVID-19 doses for vaccinated persons in Florida	
Doses administered	11,035
People receiving one dose of a 1-dose series (Johnson & Johnson) or receiving only one dose of a 2-dose series (Moderna, Pfizer) count once. Persons receiving both doses of a 2-dose series count twice.	

Current status of persons vaccinated for COVID-19 in Florida	
Total people vaccinated	6,224
First dose	926
Series completed	5,298
Completed 1-dose series	487
Completed 2-dose series	4,811
First dose: current number of people who have only received their first dose of the Moderna or Pfizer vaccine.	
Series complete: current number of people who have received both Moderna or Pfizer vaccine doses or one Johnson & Johnson dose and are considered fully immunized.	

Demographic summary	First dose	Series complete	Total people vaccinated
Age group	926	5,298	6,224
12-14 years	11	0	11
15-24 years	73	101	174
25-34 years	109	254	363
35-44 years	127	421	548
45-54 years	184	637	821
55-64 years	211	1,289	1,500
65-74 years	121	1,488	1,609
75-84 years	63	833	896
85+ years	27	275	302
Race	926	5,298	6,224
White	554	3,963	4,517
Black	117	536	653
American Indian/Alaskan	6	62	68
Other	46	237	283
Unknown	203	500	703
Other race includes Asian, native Hawaiian/Pacific Islander, or other.			
Ethnicity	926	5,298	6,224
Hispanic	24	118	142
Non-Hispanic	683	4,361	5,044
Unknown	219	819	1,038
Gender	926	5,298	6,224
Female	402	2,690	3,092
Male	524	2,608	3,132
Unknown	0	0	0

