

# COVID-19: Florida vaccine summary

Vaccination data through May 23, 2021 as of May 24, 2021 at 12:05 AM

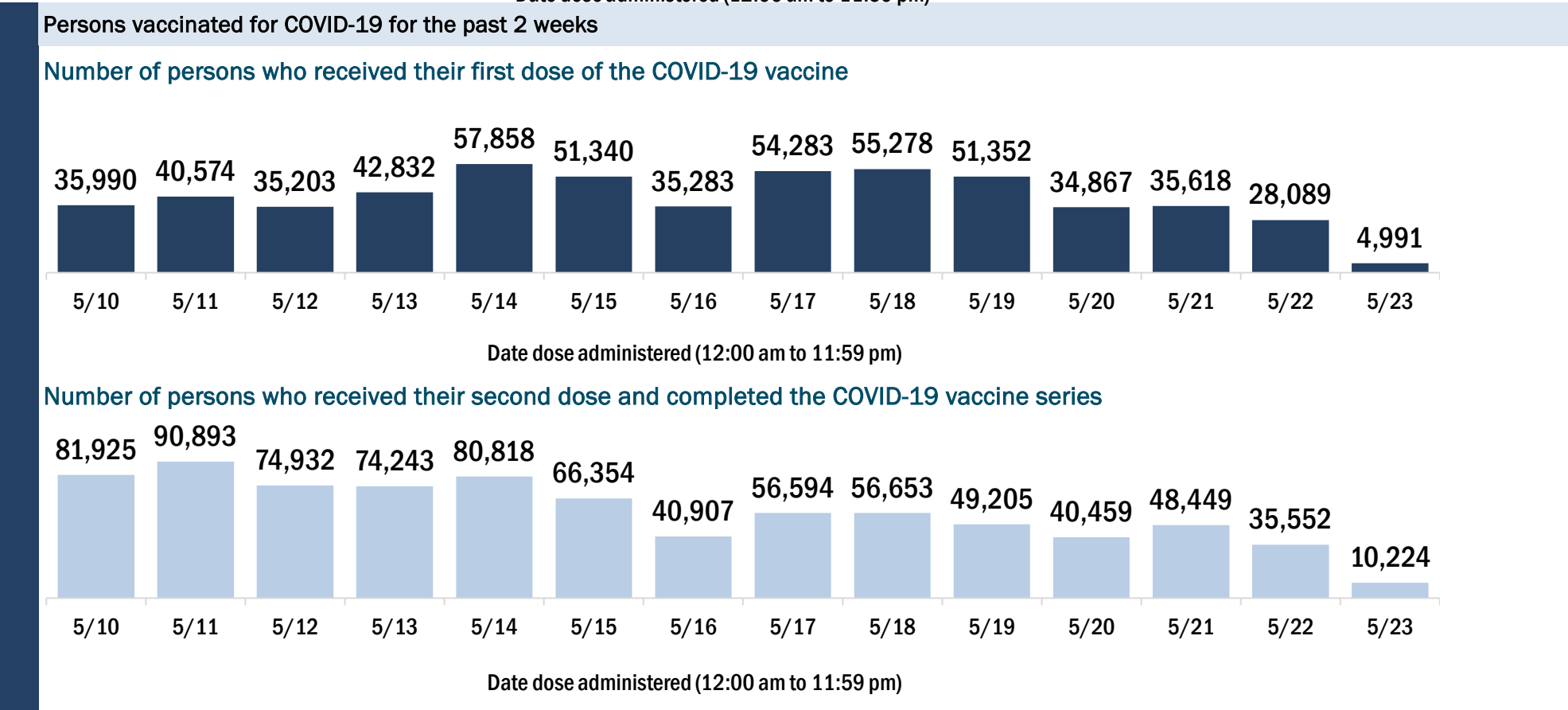
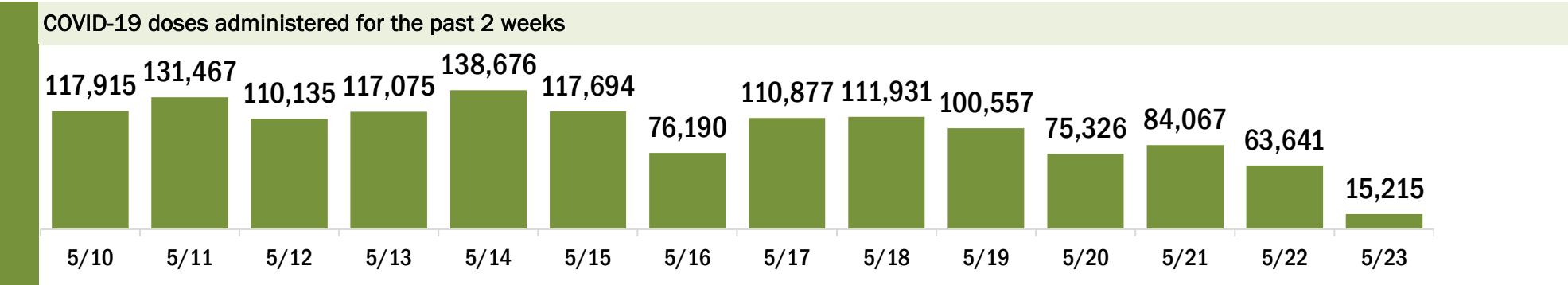
Data in this report are provisional and subject to change. Data are based on county of residence.

Data in this summary pertain to COVID-19 vaccines approved by the U.S. Food and Drug Administration and have been issued an Emergency Use Authorization (Janssen COVID-19 Vaccine, Moderna COVID-19 Vaccine and Pfizer-BioNTech COVID-19 Vaccine). These data summarize the number of people who have received either their first dose or have completed the series for a COVID-19 vaccine. **A person can only be counted in one category, first dose or series complete.** For persons receiving Moderna or Pfizer vaccines, once they receive their second dose, they are moved from the first dose column to the series completed column. **Because of this, the total first dose category may show a change from report to report not matching the total receiving their first dose from the previous day.** Persons receiving Johnson & Johnson vaccines will always be counted in the series completed column.

COVID-19 doses for vaccinated persons in Florida	
Doses administered	17,281,568
People receiving one dose of a 1-dose series (Johnson & Johnson) or receiving only one dose of a 2-dose series (Moderna, Pfizer) count once. Persons receiving both doses of a 2-dose series count twice.	

Current status of persons vaccinated for COVID-19 in Florida	
Total people vaccinated	10,035,446
First dose	2,039,602
Series completed	7,995,844
Completed 1-dose series	749,722
Completed 2-dose series	7,246,122
First dose: current number of people who have only received their first dose of the Moderna or Pfizer vaccine.	
Series complete: current number of people who have received both Moderna or Pfizer vaccine doses or one Johnson & Johnson dose and are considered fully immunized.	

Demographic summary	First dose	Series complete	Total people vaccinated
Age group	2,039,602	7,995,844	10,035,446
12-14 years	62,771	0	62,771
15-24 years	246,867	461,555	708,422
25-34 years	252,696	669,278	921,974
35-44 years	279,285	870,101	1,149,386
45-54 years	302,380	1,136,855	1,439,235
55-64 years	336,279	1,605,612	1,941,891
65-74 years	307,261	1,855,701	2,162,962
75-84 years	177,758	1,049,528	1,227,286
85+ years	74,305	347,214	421,519
Race	2,039,602	7,995,844	10,035,446
White	1,230,158	5,397,238	6,627,396
Black	172,353	545,176	717,529
American Indian/Alaskan	10,627	28,127	38,754
Other	257,775	866,340	1,124,115
Unknown	368,689	1,158,963	1,527,652
Other race includes Asian, native Hawaiian/Pacific Islander, or other.			
Ethnicity	2,039,602	7,995,844	10,035,446
Hispanic	476,241	1,291,158	1,767,399
Non-Hispanic	833,661	4,143,331	4,976,992
Unknown	729,700	2,561,355	3,291,055
Gender	2,039,602	7,995,844	10,035,446
Female	1,071,482	4,389,978	5,461,460
Male	957,477	3,593,963	4,551,440
Unknown	10,643	11,903	22,546



# COVID-19: Alachua County vaccine summary

Vaccination data through May 23, 2021 as of May 24, 2021 at 12:05 AM

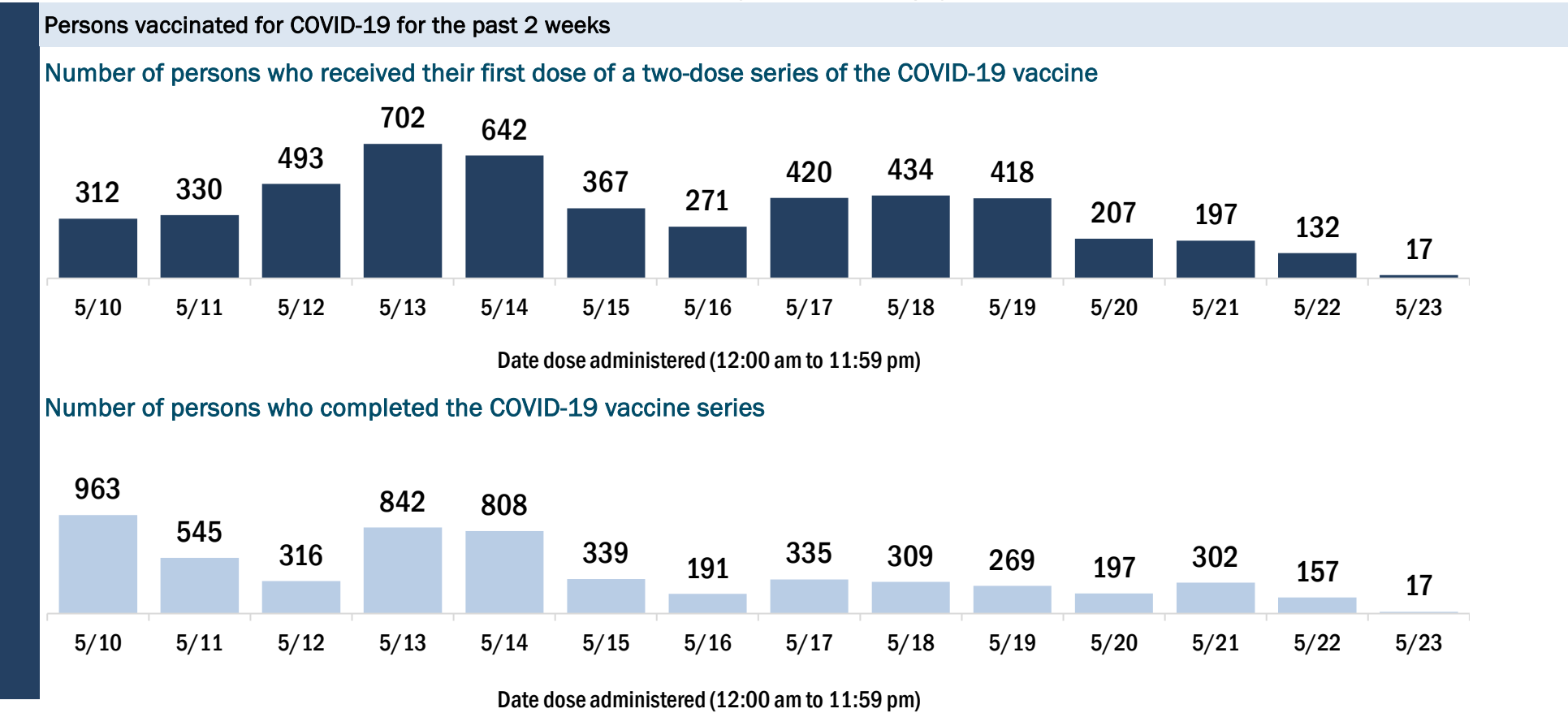
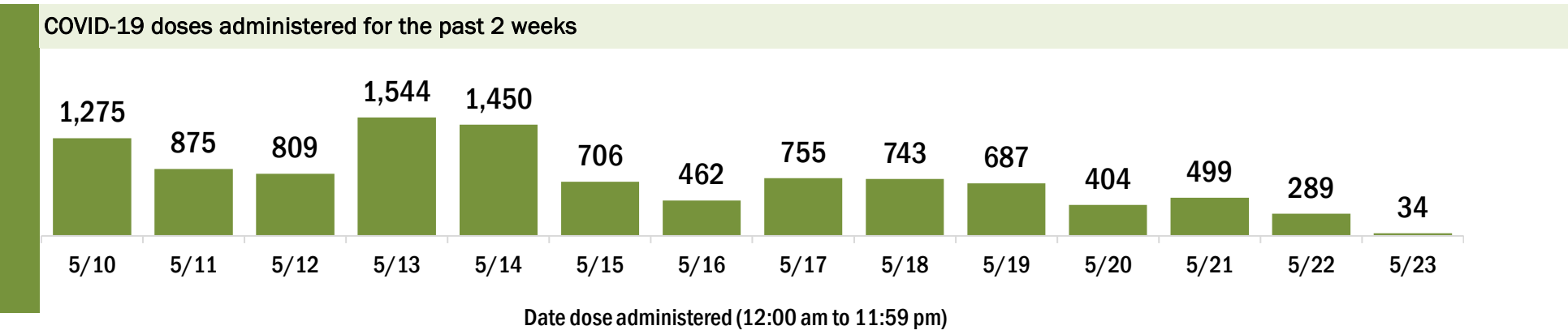
Data in this report are provisional and subject to change.

Data in this summary pertain to COVID-19 vaccines approved by the U.S. Food and Drug Administration and have been issued an Emergency Use Authorization (Janssen COVID-19 Vaccine, Moderna COVID-19 Vaccine and Pfizer-BioNTech COVID-19 Vaccine). These data summarize the number of people who have received either their first dose or have completed the series for a COVID-19 vaccine. **A person can only be counted in one category, first dose or series complete.** For persons receiving Moderna or Pfizer vaccines, once they receive their second dose, they are moved from the first dose column to the series completed column. **Because of this, the total first dose category may show a change from report to report not matching the total receiving their first dose from the previous day.** Persons receiving Johnson & Johnson vaccines will always be counted in the series completed column.

COVID-19 doses for vaccinated persons in Florida	
Doses administered	228,977
People receiving one dose of a 1-dose series (Johnson & Johnson) or receiving only one dose of a 2-dose series (Moderna, Pfizer) count once. Persons receiving both doses of a 2-dose series count twice.	

Current status of persons vaccinated for COVID-19 in Florida	
Total people vaccinated	126,881
First dose	19,785
Series completed	107,096
Completed 1-dose series	5,000
Completed 2-dose series	102,096
First dose: current number of people who have only received their first dose of the Moderna or Pfizer vaccine.	
Series complete: current number of people who have received both Moderna or Pfizer vaccine doses or one Johnson & Johnson dose and are considered fully immunized.	

Demographic summary	First dose	Series complete	Total people vaccinated
Age group	19,785	107,096	126,881
12-14 years	809	0	809
15-24 years	5,269	17,481	22,750
25-34 years	3,806	17,286	21,092
35-44 years	2,875	13,269	16,144
45-54 years	2,261	12,607	14,868
55-64 years	2,383	16,106	18,489
65-74 years	1,409	18,095	19,504
75-84 years	656	8,954	9,610
85+ years	317	3,298	3,615
Race	19,785	107,096	126,881
White	11,599	73,790	85,389
Black	3,020	10,702	13,722
American Indian/Alaskan	102	346	448
Other	3,270	17,018	20,288
Unknown	1,794	5,240	7,034
Other race includes Asian, native Hawaiian/Pacific Islander, or other.			
Ethnicity	19,785	107,096	126,881
Hispanic	2,619	10,005	12,624
Non-Hispanic	11,433	73,006	84,439
Unknown	5,733	24,085	29,818
Gender	19,785	107,096	126,881
Female	10,188	60,567	70,755
Male	9,526	46,483	56,009
Unknown	71	46	117



# COVID-19: Baker County vaccine summary

Vaccination data through May 23, 2021 as of May 24, 2021 at 12:05 AM

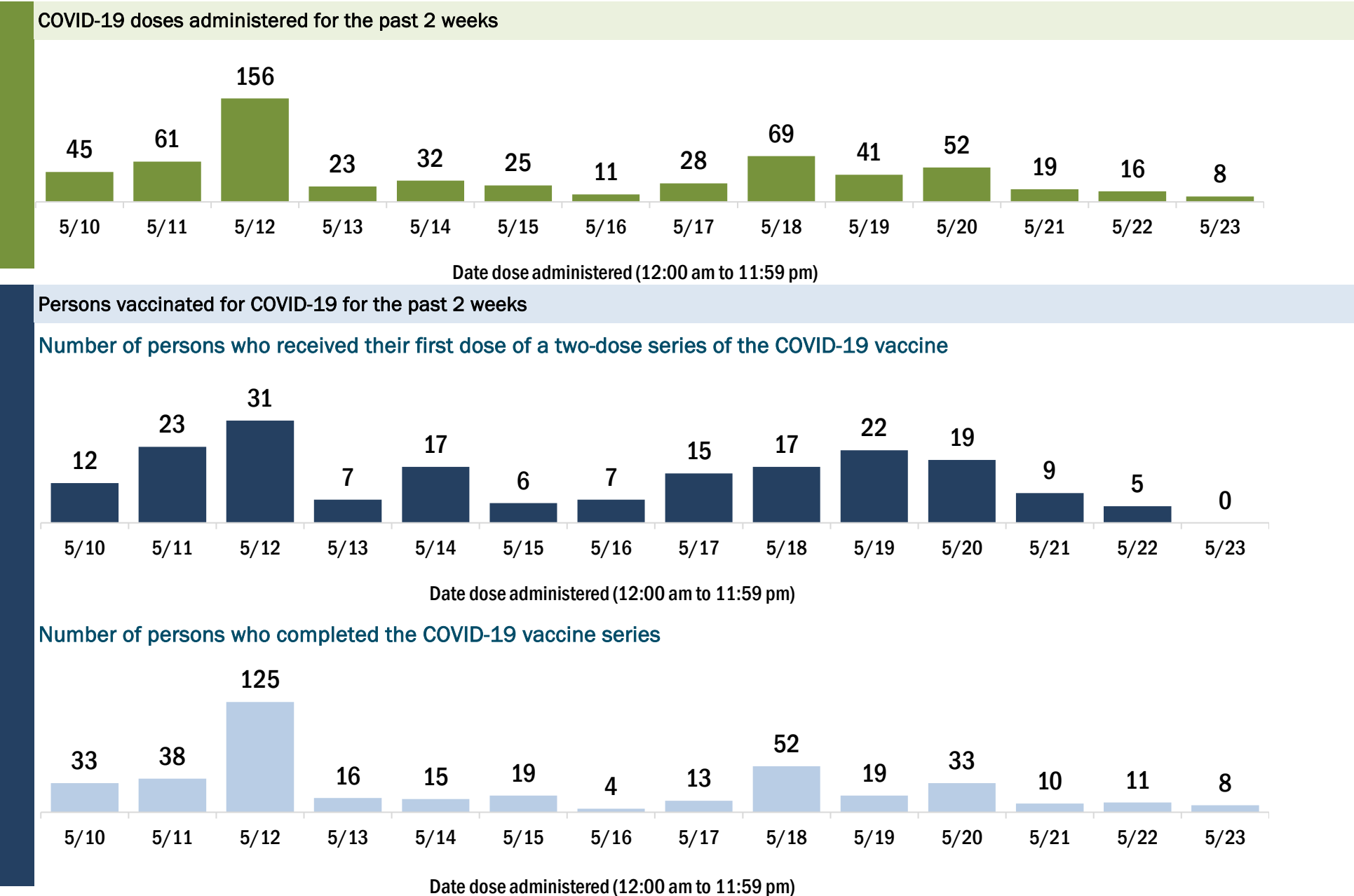
Data in this report are provisional and subject to change.

Data in this summary pertain to COVID-19 vaccines approved by the U.S. Food and Drug Administration and have been issued an Emergency Use Authorization (Janssen COVID-19 Vaccine, Moderna COVID-19 Vaccine and Pfizer-BioNTech COVID-19 Vaccine). These data summarize the number of people who have received either their first dose or have completed the series for a COVID-19 vaccine. **A person can only be counted in one category, first dose or series complete.** For persons receiving Moderna or Pfizer vaccines, once they receive their second dose, they are moved from the first dose column to the series completed column. **Because of this, the total first dose category may show a change from report to report not matching the total receiving their first dose from the previous day.** Persons receiving Johnson & Johnson vaccines will always be counted in the series completed column.

COVID-19 doses for vaccinated persons in Florida	
Doses administered	10,889
People receiving one dose of a 1-dose series (Johnson & Johnson) or receiving only one dose of a 2-dose series (Moderna, Pfizer) count once. Persons receiving both doses of a 2-dose series count twice.	

Current status of persons vaccinated for COVID-19 in Florida	
Total people vaccinated	6,327
First dose	1,559
Series completed	4,768
Completed 1-dose series	206
Completed 2-dose series	4,562
First dose: current number of people who have only received their first dose of the Moderna or Pfizer vaccine.	
Series complete: current number of people who have received both Moderna or Pfizer vaccine doses or one Johnson & Johnson dose and are considered fully immunized.	

Demographic summary	First dose	Series complete	Total people vaccinated
Age group	1,559	4,768	6,327
12-14 years	8	0	8
15-24 years	102	150	252
25-34 years	235	256	491
35-44 years	313	406	719
45-54 years	326	637	963
55-64 years	344	1,069	1,413
65-74 years	142	1,356	1,498
75-84 years	60	700	760
85+ years	29	194	223
Race	1,559	4,768	6,327
White	948	3,785	4,733
Black	445	485	930
American Indian/Alaskan	3	21	24
Other	109	255	364
Unknown	54	222	276
Other race includes Asian, native Hawaiian/Pacific Islander, or other.			
Ethnicity	1,559	4,768	6,327
Hispanic	37	116	153
Non-Hispanic	737	3,540	4,277
Unknown	785	1,112	1,897
Gender	1,559	4,768	6,327
Female	484	2,572	3,056
Male	1,067	2,194	3,261
Unknown	8	2	10



# COVID-19: Bay County vaccine summary

Vaccination data through May 23, 2021 as of May 24, 2021 at 12:05 AM

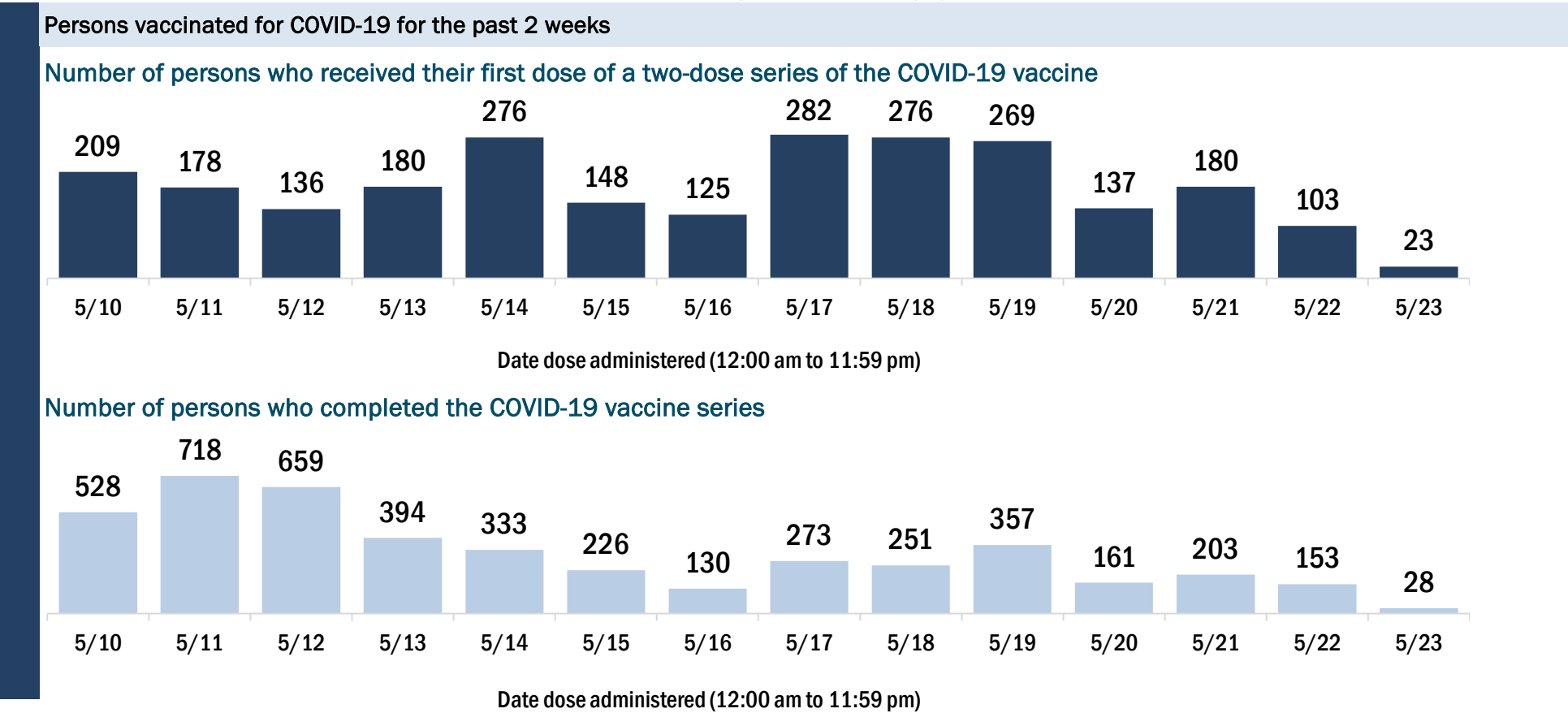
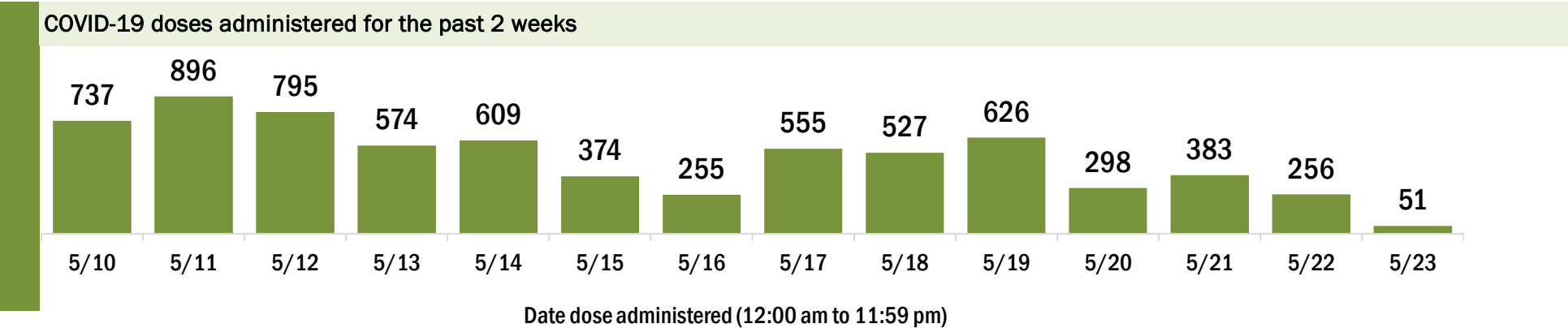
Data in this report are provisional and subject to change.

Data in this summary pertain to COVID-19 vaccines approved by the U.S. Food and Drug Administration and have been issued an Emergency Use Authorization (Janssen COVID-19 Vaccine, Moderna COVID-19 Vaccine and Pfizer-BioNTech COVID-19 Vaccine). These data summarize the number of people who have received either their first dose or have completed the series for a COVID-19 vaccine. **A person can only be counted in one category, first dose or series complete.** For persons receiving Moderna or Pfizer vaccines, once they receive their second dose, they are moved from the first dose column to the series completed column. **Because of this, the total first dose category may show a change from report to report not matching the total receiving their first dose from the previous day.** Persons receiving Johnson & Johnson vaccines will always be counted in the series completed column.

COVID-19 doses for vaccinated persons in Florida	
Doses administered	96,546
People receiving one dose of a 1-dose series (Johnson & Johnson) or receiving only one dose of a 2-dose series (Moderna, Pfizer) count once. Persons receiving both doses of a 2-dose series count twice.	

Current status of persons vaccinated for COVID-19 in Florida	
Total people vaccinated	56,232
First dose	9,717
Series completed	46,515
Completed 1-dose series	6,201
Completed 2-dose series	40,314
First dose: current number of people who have only received their first dose of the Moderna or Pfizer vaccine.	
Series complete: current number of people who have received both Moderna or Pfizer vaccine doses or one Johnson & Johnson dose and are considered fully immunized.	

Demographic summary	First dose	Series complete	Total people vaccinated
Age group	9,717	46,515	56,232
12-14 years	141	0	141
15-24 years	1,098	1,862	2,960
25-34 years	1,166	2,980	4,146
35-44 years	1,343	4,380	5,723
45-54 years	1,557	6,037	7,594
55-64 years	2,109	10,590	12,699
65-74 years	1,376	12,557	13,933
75-84 years	669	6,192	6,861
85+ years	258	1,917	2,175
Race	9,717	46,515	56,232
White	5,986	32,437	38,423
Black	804	3,020	3,824
American Indian/Alaskan	44	222	266
Other	1,299	3,882	5,181
Unknown	1,584	6,954	8,538
Other race includes Asian, native Hawaiian/Pacific Islander, or other.			
Ethnicity	9,717	46,515	56,232
Hispanic	855	2,161	3,016
Non-Hispanic	5,542	28,451	33,993
Unknown	3,320	15,903	19,223
Gender	9,717	46,515	56,232
Female	5,320	25,531	30,851
Male	4,394	20,976	25,370
Unknown	3	8	11





# COVID-19: Bradford County vaccine summary

Vaccination data through May 23, 2021 as of May 24, 2021 at 12:05 AM

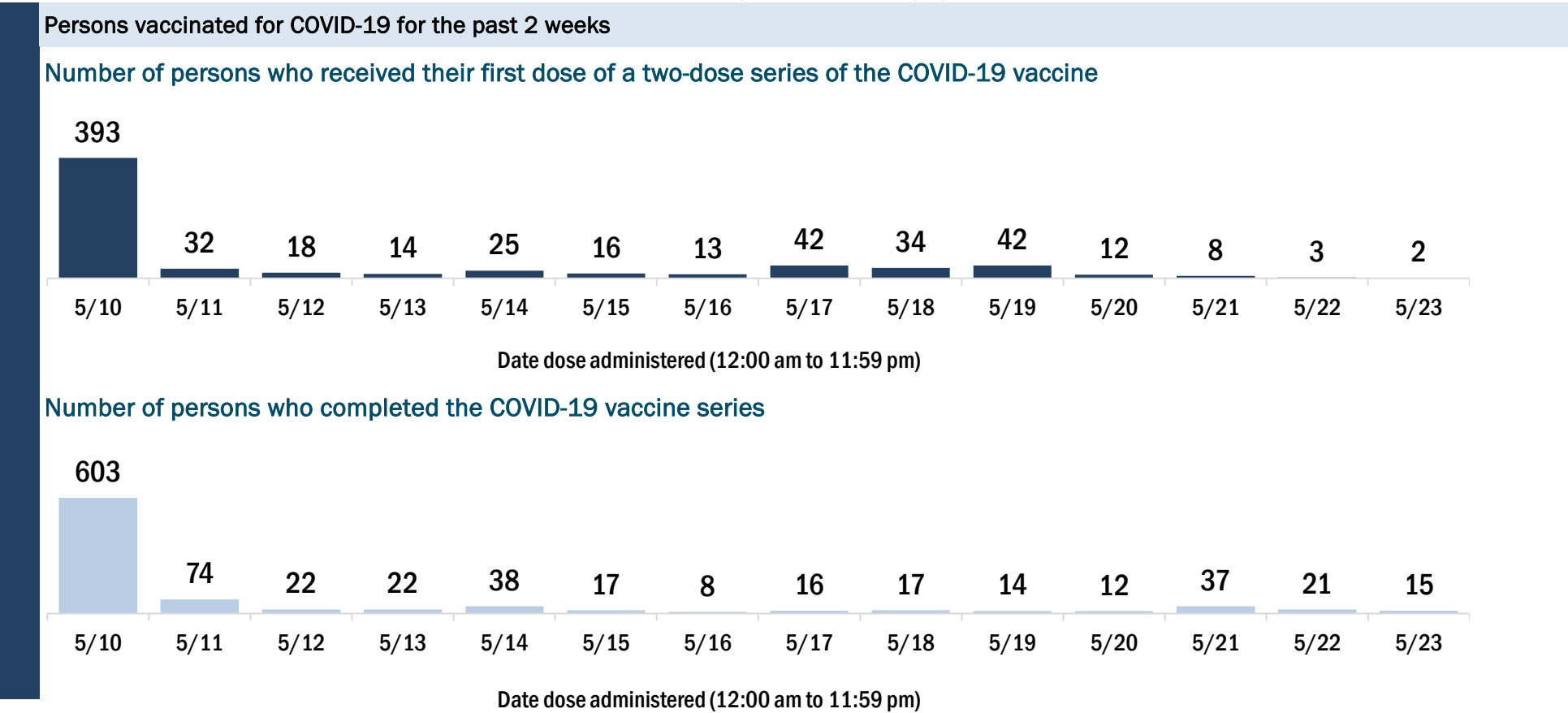
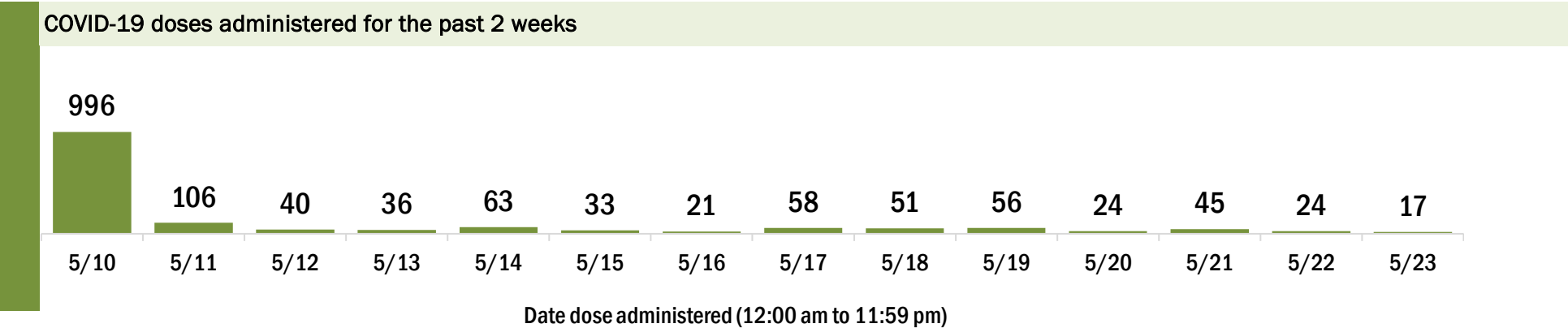
Data in this report are provisional and subject to change.

Data in this summary pertain to COVID-19 vaccines approved by the U.S. Food and Drug Administration and have been issued an Emergency Use Authorization (Janssen COVID-19 Vaccine, Moderna COVID-19 Vaccine and Pfizer-BioNTech COVID-19 Vaccine). These data summarize the number of people who have received either their first dose or have completed the series for a COVID-19 vaccine. **A person can only be counted in one category, first dose or series complete.** For persons receiving Moderna or Pfizer vaccines, once they receive their second dose, they are moved from the first dose column to the series completed column. **Because of this, the total first dose category may show a change from report to report not matching the total receiving their first dose from the previous day.** Persons receiving Johnson & Johnson vaccines will always be counted in the series completed column.

COVID-19 doses for vaccinated persons in Florida	
Doses administered	15,255
People receiving one dose of a 1-dose series (Johnson & Johnson) or receiving only one dose of a 2-dose series (Moderna, Pfizer) count once. Persons receiving both doses of a 2-dose series count twice.	

Current status of persons vaccinated for COVID-19 in Florida	
Total people vaccinated	9,363
First dose	3,067
Series completed	6,296
Completed 1-dose series	404
Completed 2-dose series	5,892
First dose: current number of people who have only received their first dose of the Moderna or Pfizer vaccine.	
Series complete: current number of people who have received both Moderna or Pfizer vaccine doses or one Johnson & Johnson dose and are considered fully immunized.	

Demographic summary	First dose	Series complete	Total people vaccinated
Age group	3,067	6,296	9,363
12-14 years	7	0	7
15-24 years	150	162	312
25-34 years	353	364	717
35-44 years	465	575	1,040
45-54 years	448	793	1,241
55-64 years	873	1,404	2,277
65-74 years	578	1,718	2,296
75-84 years	159	976	1,135
85+ years	34	304	338
Race	3,067	6,296	9,363
White	1,873	4,607	6,480
Black	979	1,028	2,007
American Indian/Alaskan	3	33	36
Other	133	454	587
Unknown	79	174	253
Other race includes Asian, native Hawaiian/Pacific Islander, or other.			
Ethnicity	3,067	6,296	9,363
Hispanic	113	161	274
Non-Hispanic	2,101	5,419	7,520
Unknown	853	716	1,569
Gender	3,067	6,296	9,363
Female	471	3,127	3,598
Male	2,595	3,169	5,764
Unknown	1	0	1



# COVID-19: Brevard County vaccine summary

Vaccination data through May 23, 2021 as of May 24, 2021 at 12:05 AM

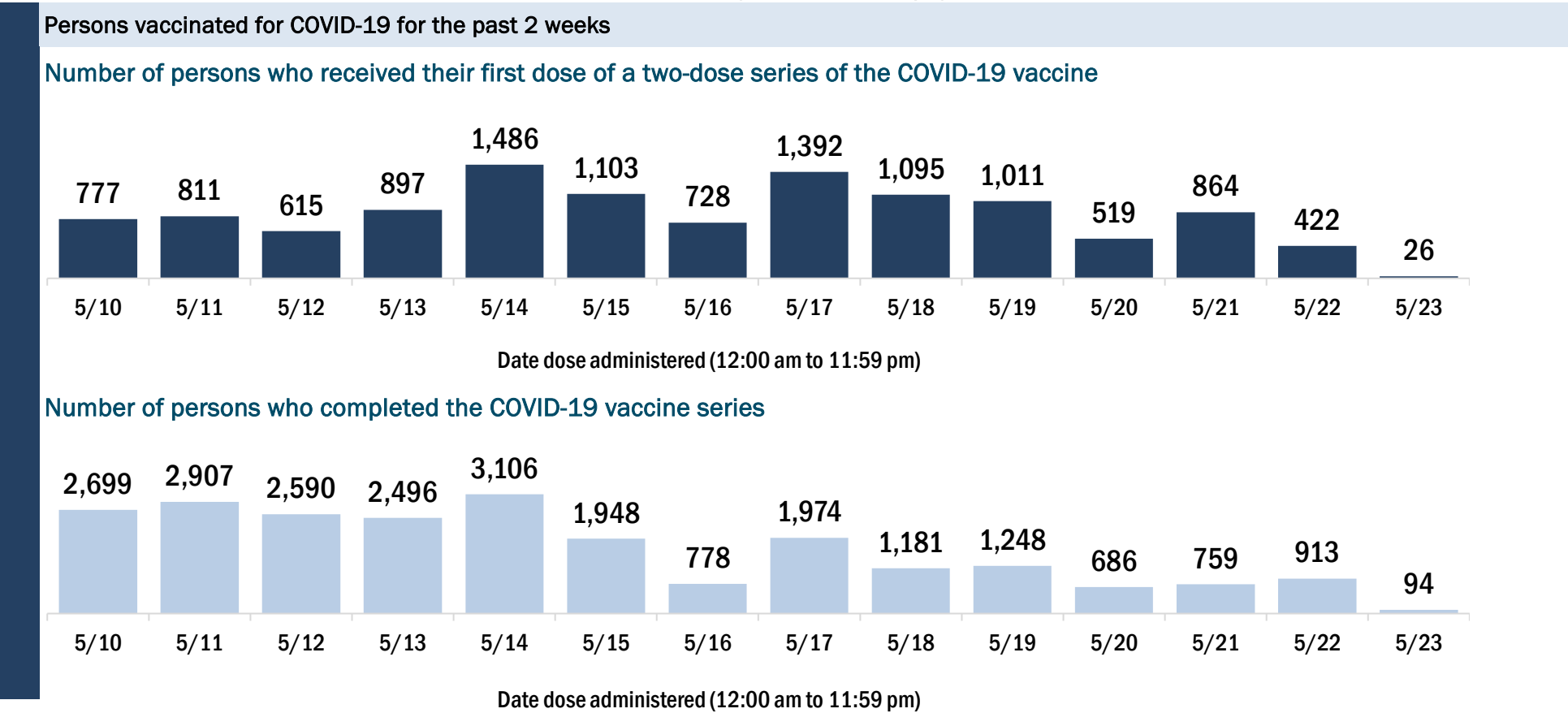
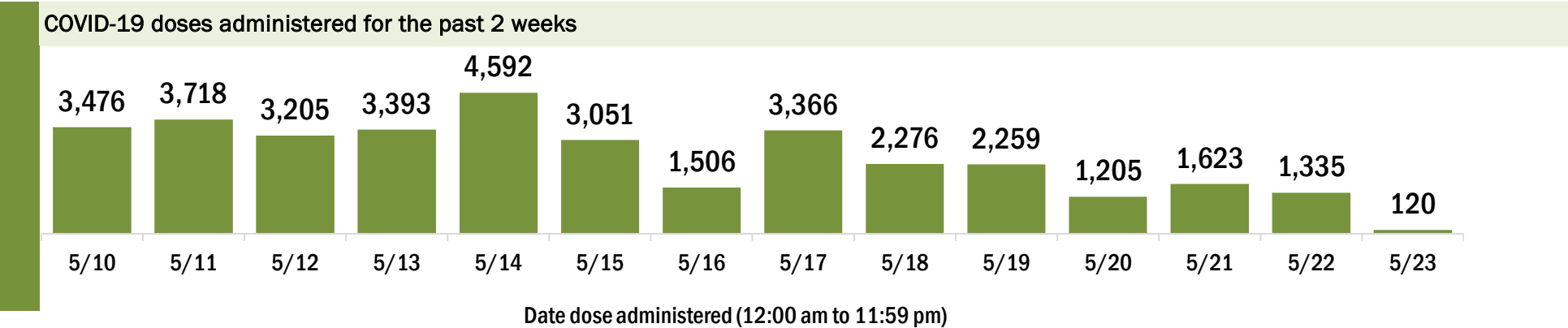
Data in this report are provisional and subject to change.

Data in this summary pertain to COVID-19 vaccines approved by the U.S. Food and Drug Administration and have been issued an Emergency Use Authorization (Janssen COVID-19 Vaccine, Moderna COVID-19 Vaccine and Pfizer-BioNTech COVID-19 Vaccine). These data summarize the number of people who have received either their first dose or have completed the series for a COVID-19 vaccine. **A person can only be counted in one category, first dose or series complete.** For persons receiving Moderna or Pfizer vaccines, once they receive their second dose, they are moved from the first dose column to the series completed column. **Because of this, the total first dose category may show a change from report to report not matching the total receiving their first dose from the previous day.** Persons receiving Johnson & Johnson vaccines will always be counted in the series completed column.

COVID-19 doses for vaccinated persons in Florida	
Doses administered	469,983
People receiving one dose of a 1-dose series (Johnson & Johnson) or receiving only one dose of a 2-dose series (Moderna, Pfizer) count once. Persons receiving both doses of a 2-dose series count twice.	

Current status of persons vaccinated for COVID-19 in Florida	
Total people vaccinated	269,349
First dose	47,428
Series completed	221,921
Completed 1-dose series	21,287
Completed 2-dose series	200,634
First dose: current number of people who have only received their first dose of the Moderna or Pfizer vaccine.	
Series complete: current number of people who have received both Moderna or Pfizer vaccine doses or one Johnson & Johnson dose and are considered fully immunized.	

Demographic summary	First dose	Series complete	Total people vaccinated
Age group	47,428	221,921	269,349
12-14 years	1,558	0	1,558
15-24 years	5,697	10,435	16,132
25-34 years	5,482	14,651	20,133
35-44 years	5,900	18,816	24,716
45-54 years	6,599	26,590	33,189
55-64 years	9,214	50,606	59,820
65-74 years	6,990	57,002	63,992
75-84 years	4,115	32,129	36,244
85+ years	1,873	11,692	13,565
Race	47,428	221,921	269,349
White	30,297	150,064	180,361
Black	3,901	11,863	15,764
American Indian/Alaskan	273	967	1,240
Other	5,160	20,516	25,676
Unknown	7,797	38,511	46,308
Other race includes Asian, native Hawaiian/Pacific Islander, or other.			
Ethnicity	47,428	221,921	269,349
Hispanic	4,383	13,135	17,518
Non-Hispanic	26,034	126,877	152,911
Unknown	17,011	81,909	98,920
Gender	47,428	221,921	269,349
Female	24,957	123,999	148,956
Male	22,351	97,685	120,036
Unknown	120	237	357



# COVID-19: Broward County vaccine summary

Vaccination data through May 23, 2021 as of May 24, 2021 at 12:05 AM

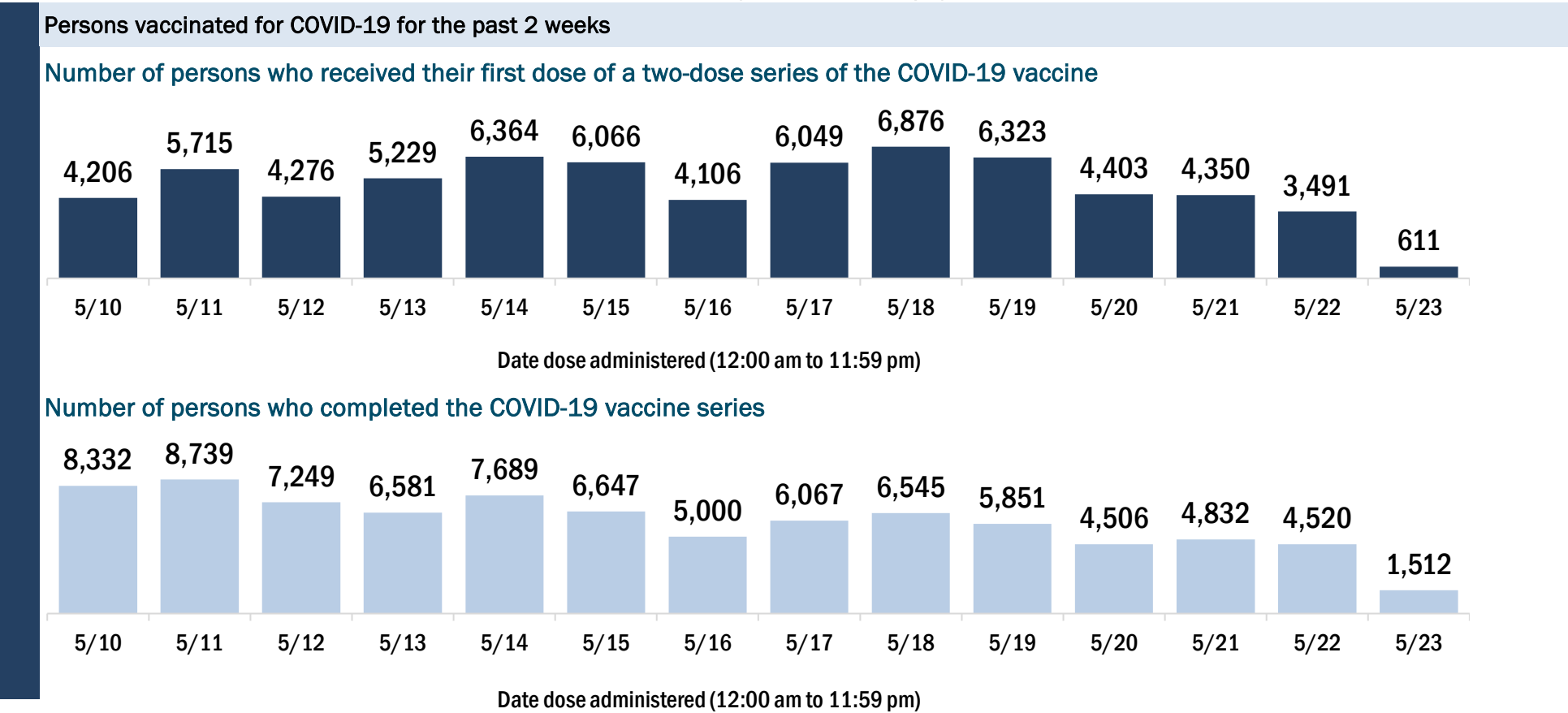
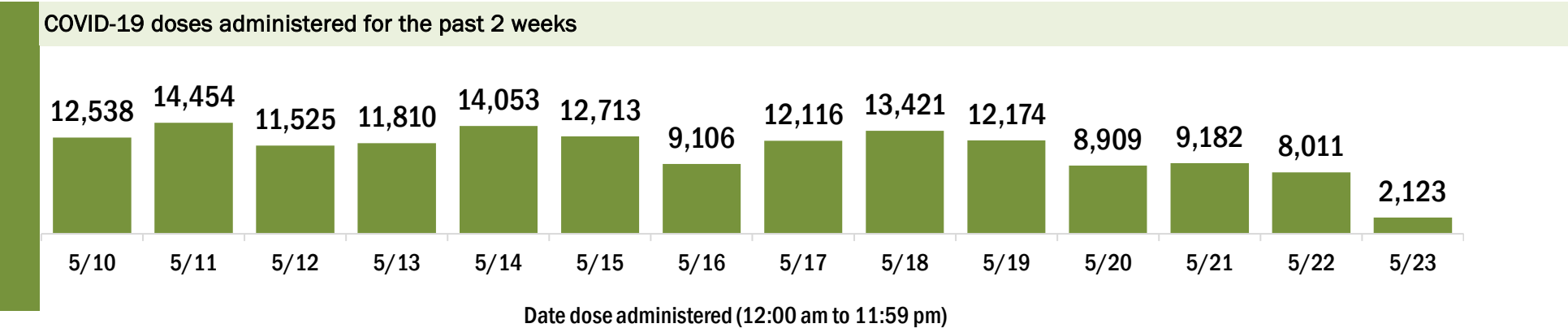
Data in this report are provisional and subject to change.

Data in this summary pertain to COVID-19 vaccines approved by the U.S. Food and Drug Administration and have been issued an Emergency Use Authorization (Janssen COVID-19 Vaccine, Moderna COVID-19 Vaccine and Pfizer-BioNTech COVID-19 Vaccine). These data summarize the number of people who have received either their first dose or have completed the series for a COVID-19 vaccine. **A person can only be counted in one category, first dose or series complete.** For persons receiving Moderna or Pfizer vaccines, once they receive their second dose, they are moved from the first dose column to the series completed column. **Because of this, the total first dose category may show a change from report to report not matching the total receiving their first dose from the previous day.** Persons receiving Johnson & Johnson vaccines will always be counted in the series completed column.

COVID-19 doses for vaccinated persons in Florida	
Doses administered	1,640,691
People receiving one dose of a 1-dose series (Johnson & Johnson) or receiving only one dose of a 2-dose series (Moderna, Pfizer) count once. Persons receiving both doses of a 2-dose series count twice.	

Current status of persons vaccinated for COVID-19 in Florida	
Total people vaccinated	963,635
First dose	218,945
Series completed	744,690
Completed 1-dose series	67,634
Completed 2-dose series	677,056
First dose: current number of people who have only received their first dose of the Moderna or Pfizer vaccine.	
Series complete: current number of people who have received both Moderna or Pfizer vaccine doses or one Johnson & Johnson dose and are considered fully immunized.	

Demographic summary	First dose	Series complete	Total people vaccinated
Age group	218,945	744,690	963,635
12-14 years	7,962	0	7,962
15-24 years	28,804	48,582	77,386
25-34 years	26,887	68,310	95,197
35-44 years	33,163	97,924	131,087
45-54 years	36,643	130,562	167,205
55-64 years	35,965	161,958	197,923
65-74 years	28,009	140,883	168,892
75-84 years	14,616	70,711	85,327
85+ years	6,896	25,760	32,656
Race	218,945	744,690	963,635
White	119,578	453,286	572,864
Black	30,830	91,850	122,680
American Indian/Alaskan	1,204	3,052	4,256
Other	26,364	89,974	116,338
Unknown	40,969	106,528	147,497
Other race includes Asian, native Hawaiian/Pacific Islander, or other.			
Ethnicity	218,945	744,690	963,635
Hispanic	67,578	179,805	247,383
Non-Hispanic	78,920	350,356	429,276
Unknown	72,447	214,529	286,976
Gender	218,945	744,690	963,635
Female	115,269	399,514	514,783
Male	103,063	343,777	446,840
Unknown	613	1,399	2,012



# COVID-19: Calhoun County vaccine summary

Vaccination data through May 23, 2021 as of May 24, 2021 at 12:05 AM

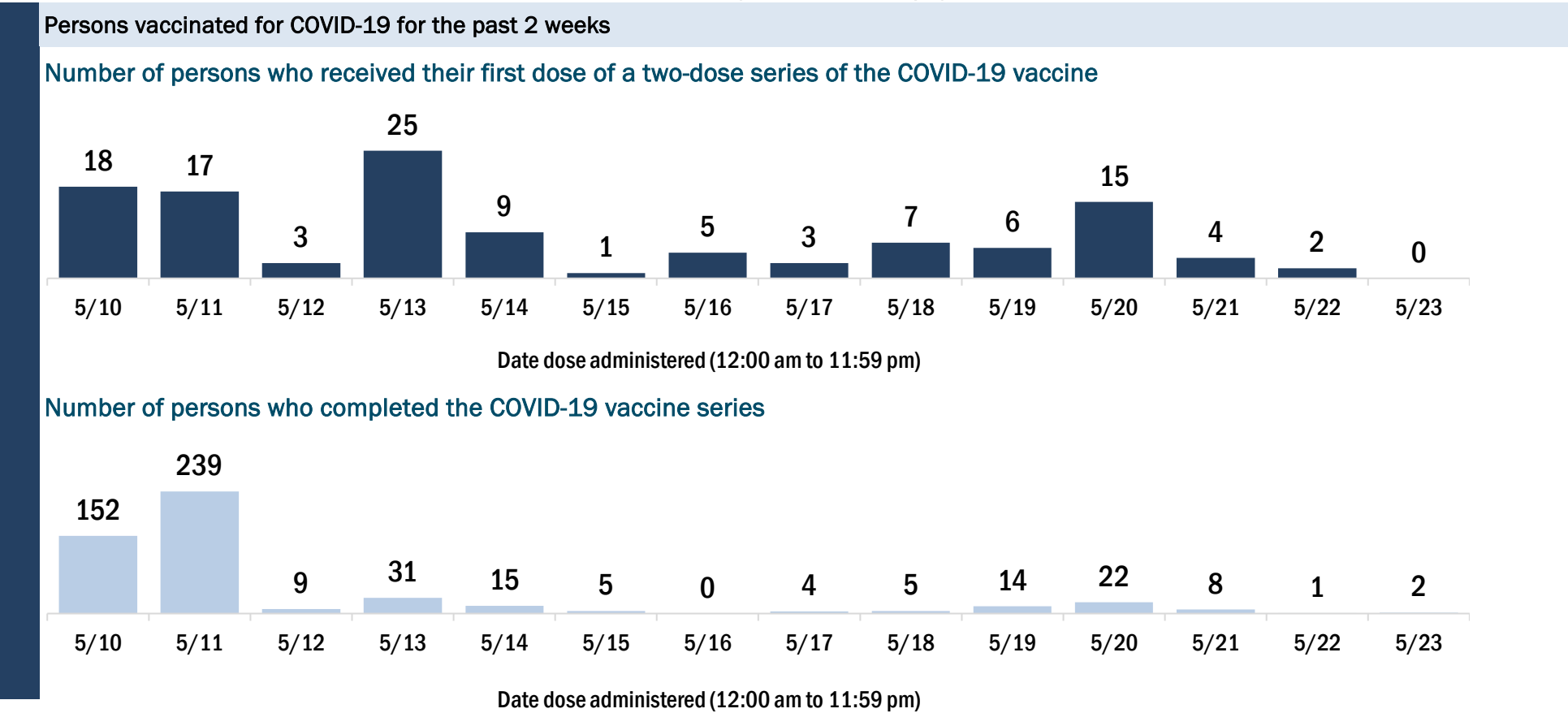
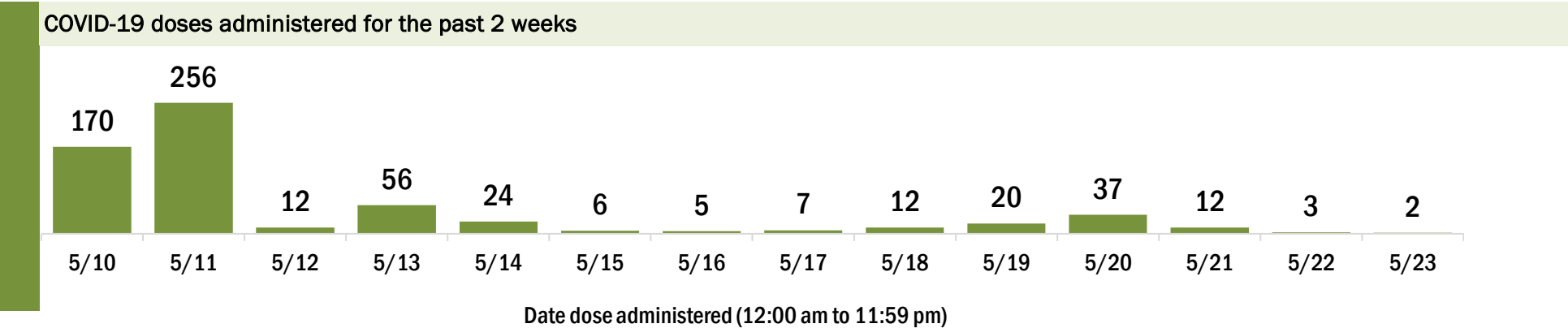
Data in this report are provisional and subject to change.

Data in this summary pertain to COVID-19 vaccines approved by the U.S. Food and Drug Administration and have been issued an Emergency Use Authorization (Janssen COVID-19 Vaccine, Moderna COVID-19 Vaccine and Pfizer-BioNTech COVID-19 Vaccine). These data summarize the number of people who have received either their first dose or have completed the series for a COVID-19 vaccine. **A person can only be counted in one category, first dose or series complete.** For persons receiving Moderna or Pfizer vaccines, once they receive their second dose, they are moved from the first dose column to the series completed column. **Because of this, the total first dose category may show a change from report to report not matching the total receiving their first dose from the previous day.** Persons receiving Johnson & Johnson vaccines will always be counted in the series completed column.

COVID-19 doses for vaccinated persons in Florida	
Doses administered	6,327
People receiving one dose of a 1-dose series (Johnson & Johnson) or receiving only one dose of a 2-dose series (Moderna, Pfizer) count once. Persons receiving both doses of a 2-dose series count twice.	

Current status of persons vaccinated for COVID-19 in Florida	
Total people vaccinated	3,524
First dose	486
Series completed	3,038
Completed 1-dose series	235
Completed 2-dose series	2,803
First dose: current number of people who have only received their first dose of the Moderna or Pfizer vaccine.	
Series complete: current number of people who have received both Moderna or Pfizer vaccine doses or one Johnson & Johnson dose and are considered fully immunized.	

Demographic summary	First dose	Series complete	Total people vaccinated
Age group	486	3,038	3,524
12-14 years	3	0	3
15-24 years	46	66	112
25-34 years	38	152	190
35-44 years	66	263	329
45-54 years	88	382	470
55-64 years	103	614	717
65-74 years	73	882	955
75-84 years	50	493	543
85+ years	19	186	205
Race	486	3,038	3,524
White	310	2,091	2,401
Black	78	336	414
American Indian/Alaskan	3	18	21
Other	44	366	410
Unknown	51	227	278
Other race includes Asian, native Hawaiian/Pacific Islander, or other.			
Ethnicity	486	3,038	3,524
Hispanic	9	57	66
Non-Hispanic	208	1,493	1,701
Unknown	269	1,488	1,757
Gender	486	3,038	3,524
Female	217	1,482	1,699
Male	269	1,555	1,824
Unknown	0	1	1





# COVID-19: Charlotte County vaccine summary

Vaccination data through May 23, 2021 as of May 24, 2021 at 12:05 AM

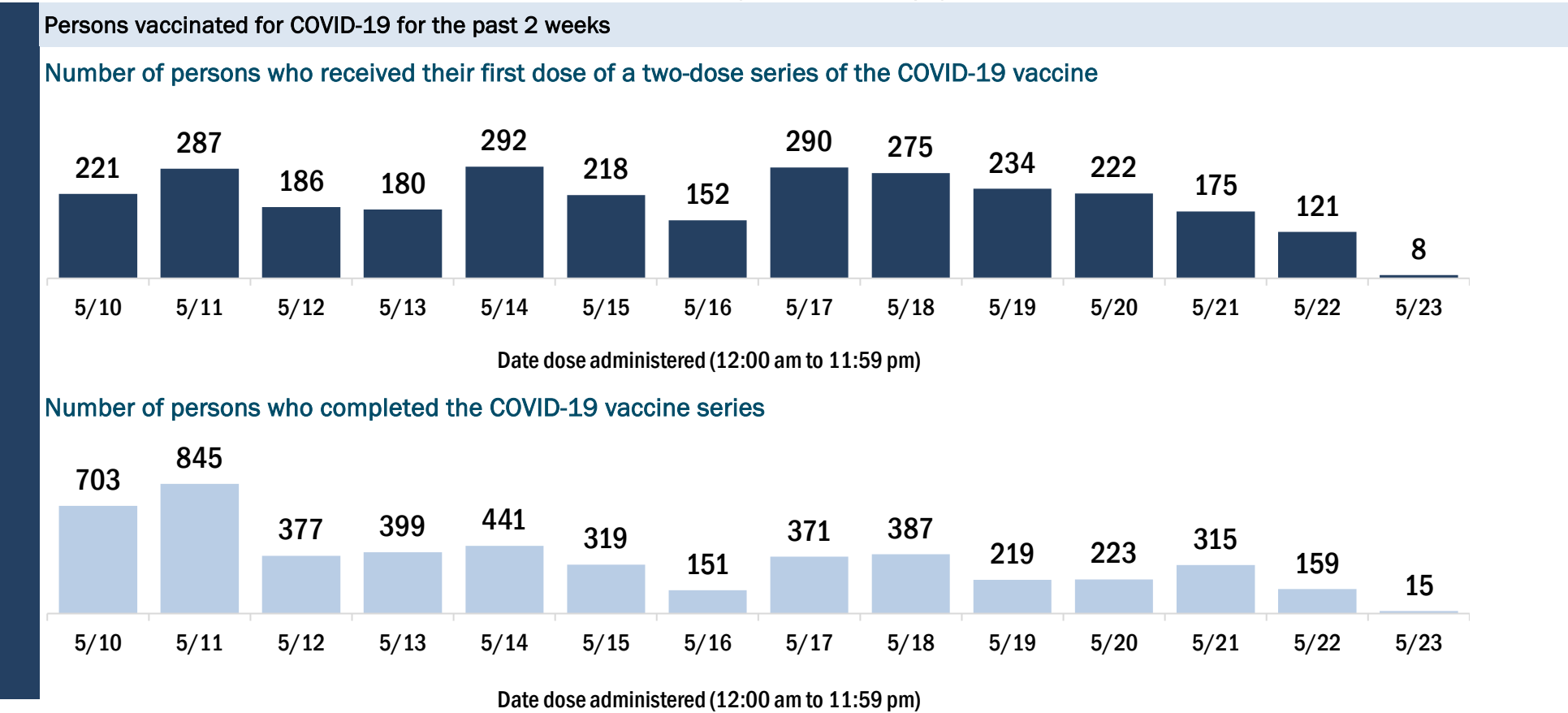
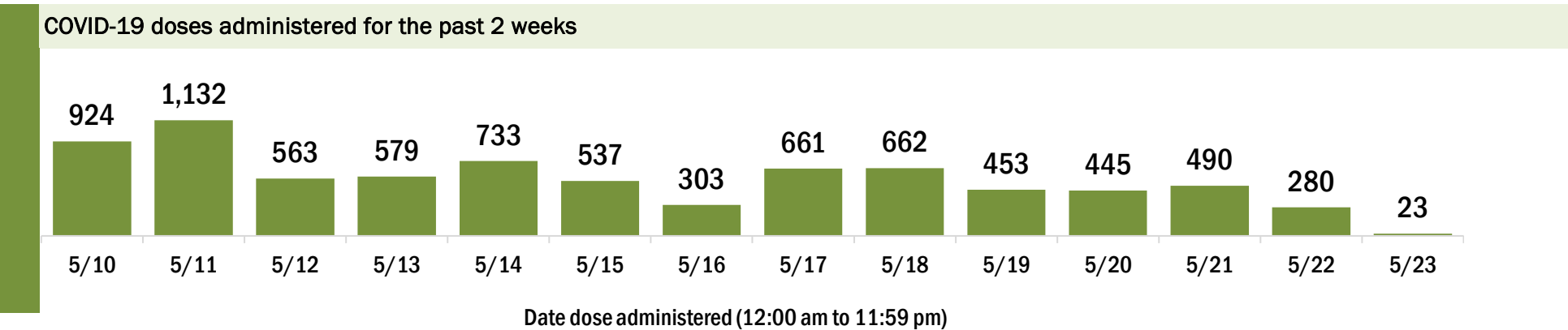
Data in this report are provisional and subject to change.

Data in this summary pertain to COVID-19 vaccines approved by the U.S. Food and Drug Administration and have been issued an Emergency Use Authorization (Janssen COVID-19 Vaccine, Moderna COVID-19 Vaccine and Pfizer-BioNTech COVID-19 Vaccine). These data summarize the number of people who have received either their first dose or have completed the series for a COVID-19 vaccine. **A person can only be counted in one category, first dose or series complete.** For persons receiving Moderna or Pfizer vaccines, once they receive their second dose, they are moved from the first dose column to the series completed column. **Because of this, the total first dose category may show a change from report to report not matching the total receiving their first dose from the previous day.** Persons receiving Johnson & Johnson vaccines will always be counted in the series completed column.

COVID-19 doses for vaccinated persons in Florida	
Doses administered	186,775
People receiving one dose of a 1-dose series (Johnson & Johnson) or receiving only one dose of a 2-dose series (Moderna, Pfizer) count once. Persons receiving both doses of a 2-dose series count twice.	

Current status of persons vaccinated for COVID-19 in Florida	
Total people vaccinated	108,271
First dose	23,180
Series completed	85,091
Completed 1-dose series	6,587
Completed 2-dose series	78,504
First dose: current number of people who have only received their first dose of the Moderna or Pfizer vaccine.	
Series complete: current number of people who have received both Moderna or Pfizer vaccine doses or one Johnson & Johnson dose and are considered fully immunized.	

Demographic summary	First dose	Series complete	Total people vaccinated
Age group	23,180	85,091	108,271
12-14 years	187	0	187
15-24 years	1,105	1,547	2,652
25-34 years	1,064	2,195	3,259
35-44 years	1,336	3,128	4,464
45-54 years	2,257	6,164	8,421
55-64 years	5,038	16,660	21,698
65-74 years	6,530	31,421	37,951
75-84 years	4,214	18,520	22,734
85+ years	1,449	5,456	6,905
Race	23,180	85,091	108,271
White	17,271	64,543	81,814
Black	795	1,857	2,652
American Indian/Alaskan	147	344	491
Other	1,688	5,701	7,389
Unknown	3,279	12,646	15,925
Other race includes Asian, native Hawaiian/Pacific Islander, or other.			
Ethnicity	23,180	85,091	108,271
Hispanic	1,121	2,614	3,735
Non-Hispanic	13,372	51,640	65,012
Unknown	8,687	30,837	39,524
Gender	23,180	85,091	108,271
Female	12,177	46,828	59,005
Male	10,969	38,234	49,203
Unknown	34	29	63



# COVID-19: Citrus County vaccine summary

Vaccination data through May 23, 2021 as of May 24, 2021 at 12:05 AM

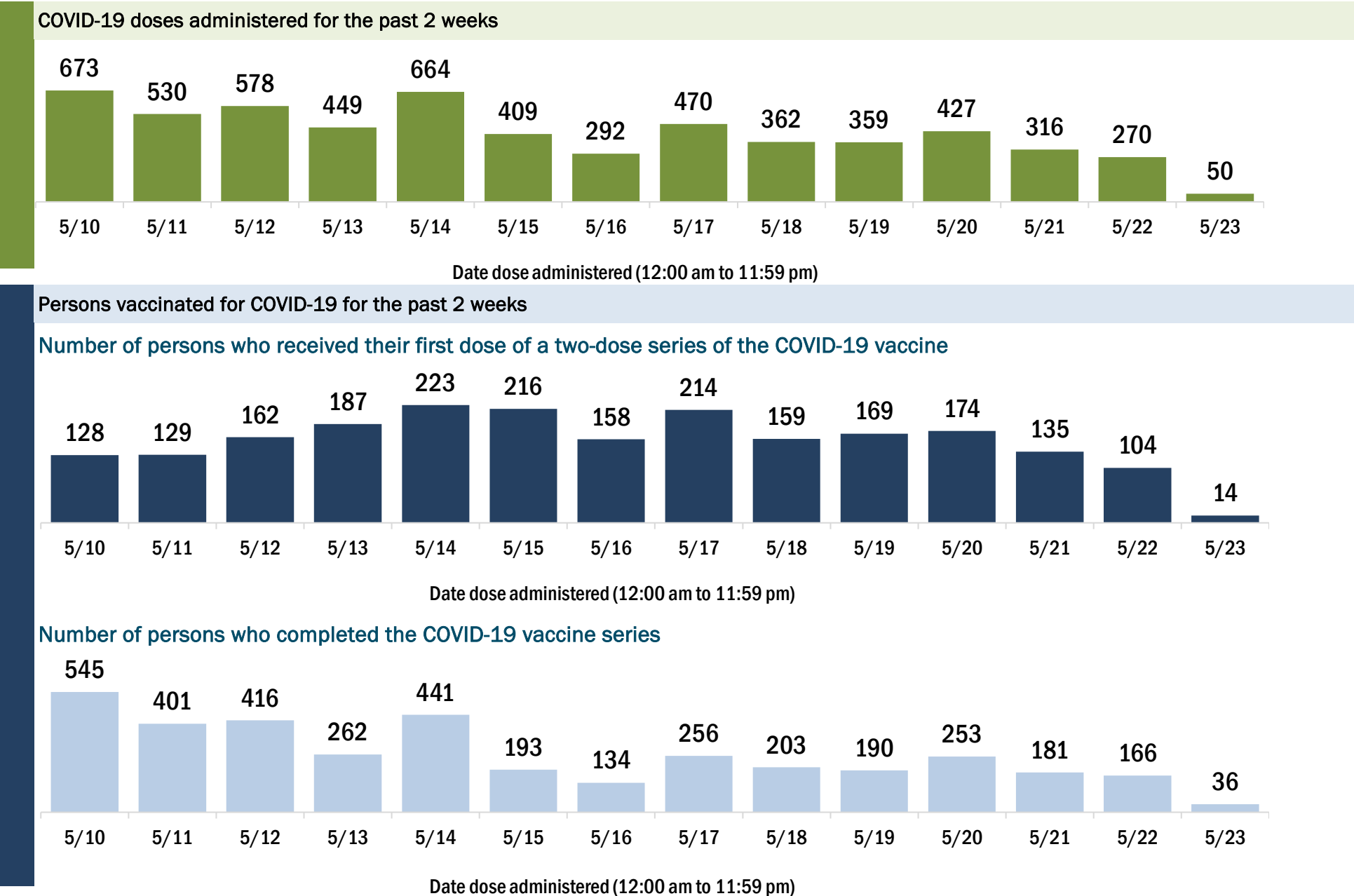
Data in this report are provisional and subject to change.

Data in this summary pertain to COVID-19 vaccines approved by the U.S. Food and Drug Administration and have been issued an Emergency Use Authorization (Janssen COVID-19 Vaccine, Moderna COVID-19 Vaccine and Pfizer-BioNTech COVID-19 Vaccine). These data summarize the number of people who have received either their first dose or have completed the series for a COVID-19 vaccine. **A person can only be counted in one category, first dose or series complete.** For persons receiving Moderna or Pfizer vaccines, once they receive their second dose, they are moved from the first dose column to the series completed column. **Because of this, the total first dose category may show a change from report to report not matching the total receiving their first dose from the previous day.** Persons receiving Johnson & Johnson vaccines will always be counted in the series completed column.

COVID-19 doses for vaccinated persons in Florida	
Doses administered	116,995
People receiving one dose of a 1-dose series (Johnson & Johnson) or receiving only one dose of a 2-dose series (Moderna, Pfizer) count once. Persons receiving both doses of a 2-dose series count twice.	

Current status of persons vaccinated for COVID-19 in Florida	
Total people vaccinated	64,633
First dose	9,784
Series completed	54,849
Completed 1-dose series	2,487
Completed 2-dose series	52,362
First dose: current number of people who have only received their first dose of the Moderna or Pfizer vaccine.	
Series complete: current number of people who have received both Moderna or Pfizer vaccine doses or one Johnson & Johnson dose and are considered fully immunized.	

Demographic summary	First dose	Series complete	Total people vaccinated
Age group	9,784	54,849	64,633
12-14 years	122	0	122
15-24 years	677	1,082	1,759
25-34 years	633	1,479	2,112
35-44 years	713	2,056	2,769
45-54 years	1,167	3,931	5,098
55-64 years	1,933	10,074	12,007
65-74 years	2,451	19,508	21,959
75-84 years	1,569	12,935	14,504
85+ years	519	3,784	4,303
Race	9,784	54,849	64,633
White	7,260	41,592	48,852
Black	221	829	1,050
American Indian/Alaskan	53	296	349
Other	739	3,595	4,334
Unknown	1,511	8,537	10,048
Other race includes Asian, native Hawaiian/Pacific Islander, or other.			
Ethnicity	9,784	54,849	64,633
Hispanic	472	1,847	2,319
Non-Hispanic	5,859	33,105	38,964
Unknown	3,453	19,897	23,350
Gender	9,784	54,849	64,633
Female	5,340	30,923	36,263
Male	4,422	23,911	28,333
Unknown	22	15	37



# COVID-19: Clay County vaccine summary

Vaccination data through May 23, 2021 as of May 24, 2021 at 12:05 AM

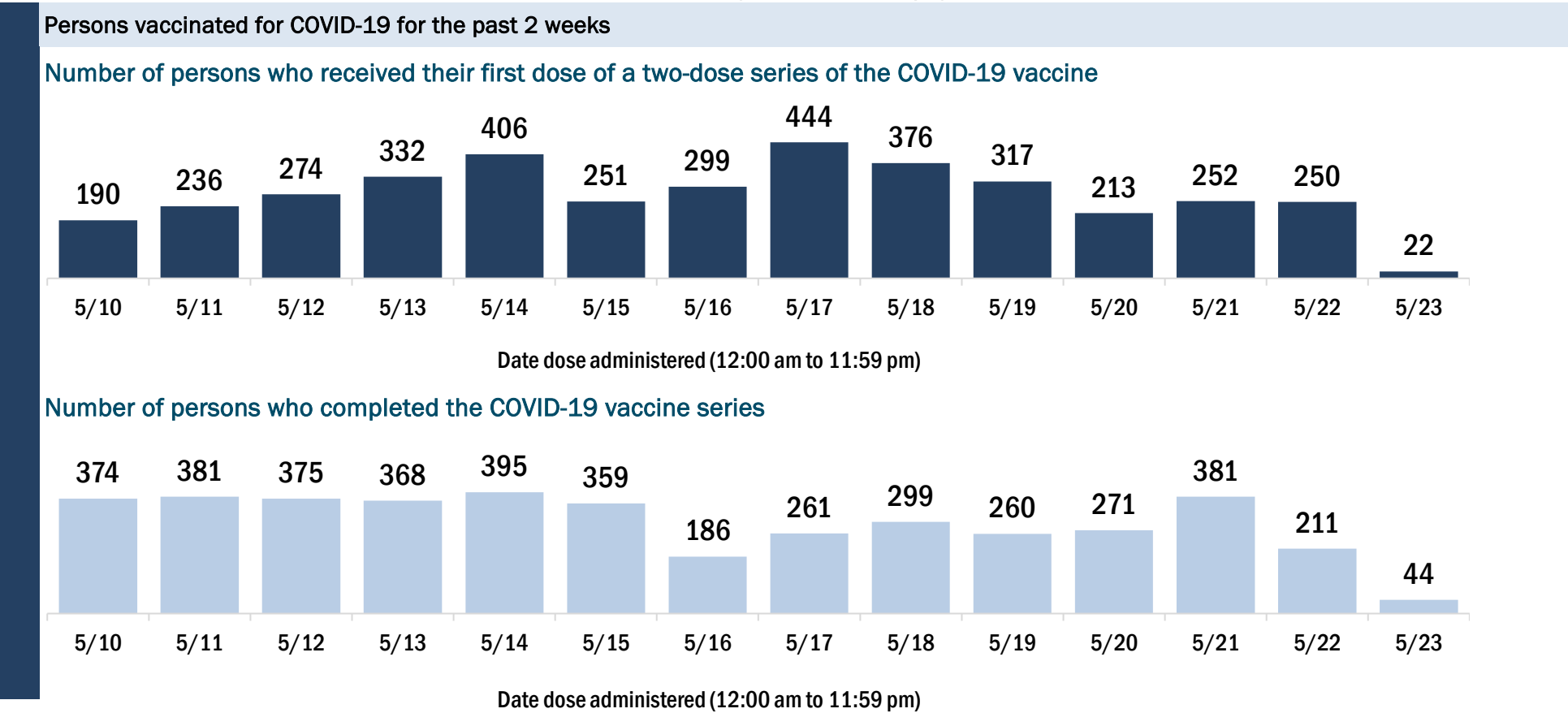
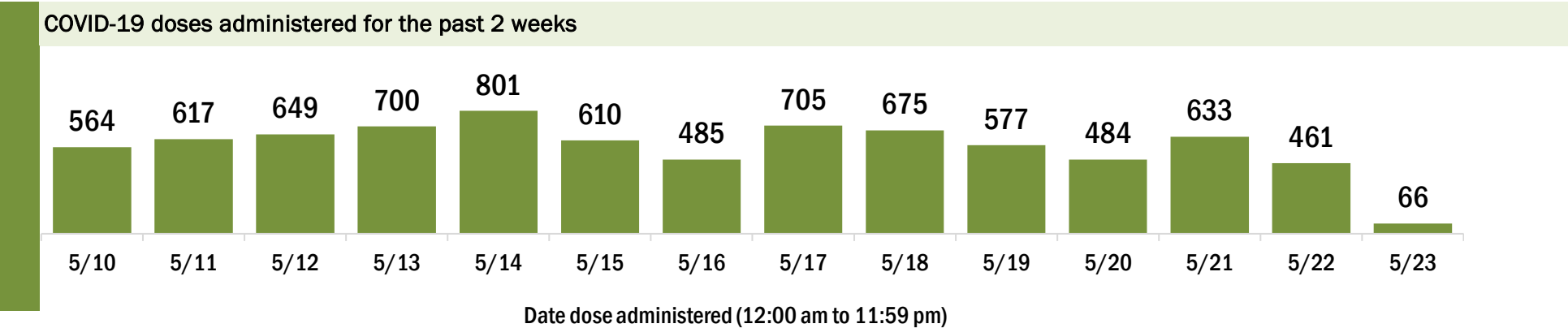
Data in this report are provisional and subject to change.

Data in this summary pertain to COVID-19 vaccines approved by the U.S. Food and Drug Administration and have been issued an Emergency Use Authorization (Janssen COVID-19 Vaccine, Moderna COVID-19 Vaccine and Pfizer-BioNTech COVID-19 Vaccine). These data summarize the number of people who have received either their first dose or have completed the series for a COVID-19 vaccine. **A person can only be counted in one category, first dose or series complete.** For persons receiving Moderna or Pfizer vaccines, once they receive their second dose, they are moved from the first dose column to the series completed column. **Because of this, the total first dose category may show a change from report to report not matching the total receiving their first dose from the previous day.** Persons receiving Johnson & Johnson vaccines will always be counted in the series completed column.

COVID-19 doses for vaccinated persons in Florida	
Doses administered	124,805
People receiving one dose of a 1-dose series (Johnson & Johnson) or receiving only one dose of a 2-dose series (Moderna, Pfizer) count once. Persons receiving both doses of a 2-dose series count twice.	

Current status of persons vaccinated for COVID-19 in Florida	
Total people vaccinated	70,372
First dose	11,832
Series completed	58,540
Completed 1-dose series	4,107
Completed 2-dose series	54,433
First dose: current number of people who have only received their first dose of the Moderna or Pfizer vaccine.	
Series complete: current number of people who have received both Moderna or Pfizer vaccine doses or one Johnson & Johnson dose and are considered fully immunized.	

Demographic summary	First dose	Series complete	Total people vaccinated
Age group	11,832	58,540	70,372
12-14 years	411	0	411
15-24 years	1,842	3,331	5,173
25-34 years	1,375	3,750	5,125
35-44 years	1,775	5,939	7,714
45-54 years	1,924	8,610	10,534
55-64 years	2,191	12,757	14,948
65-74 years	1,222	14,696	15,918
75-84 years	759	7,282	8,041
85+ years	333	2,175	2,508
Race	11,832	58,540	70,372
White	6,855	40,781	47,636
Black	1,165	4,254	5,419
American Indian/Alaskan	55	262	317
Other	1,569	5,860	7,429
Unknown	2,188	7,383	9,571
Other race includes Asian, native Hawaiian/Pacific Islander, or other.			
Ethnicity	11,832	58,540	70,372
Hispanic	991	3,401	4,392
Non-Hispanic	6,742	41,174	47,916
Unknown	4,099	13,965	18,064
Gender	11,832	58,540	70,372
Female	6,316	33,269	39,585
Male	5,343	25,265	30,608
Unknown	173	6	179



# COVID-19: Collier County vaccine summary

Vaccination data through May 23, 2021 as of May 24, 2021 at 12:05 AM

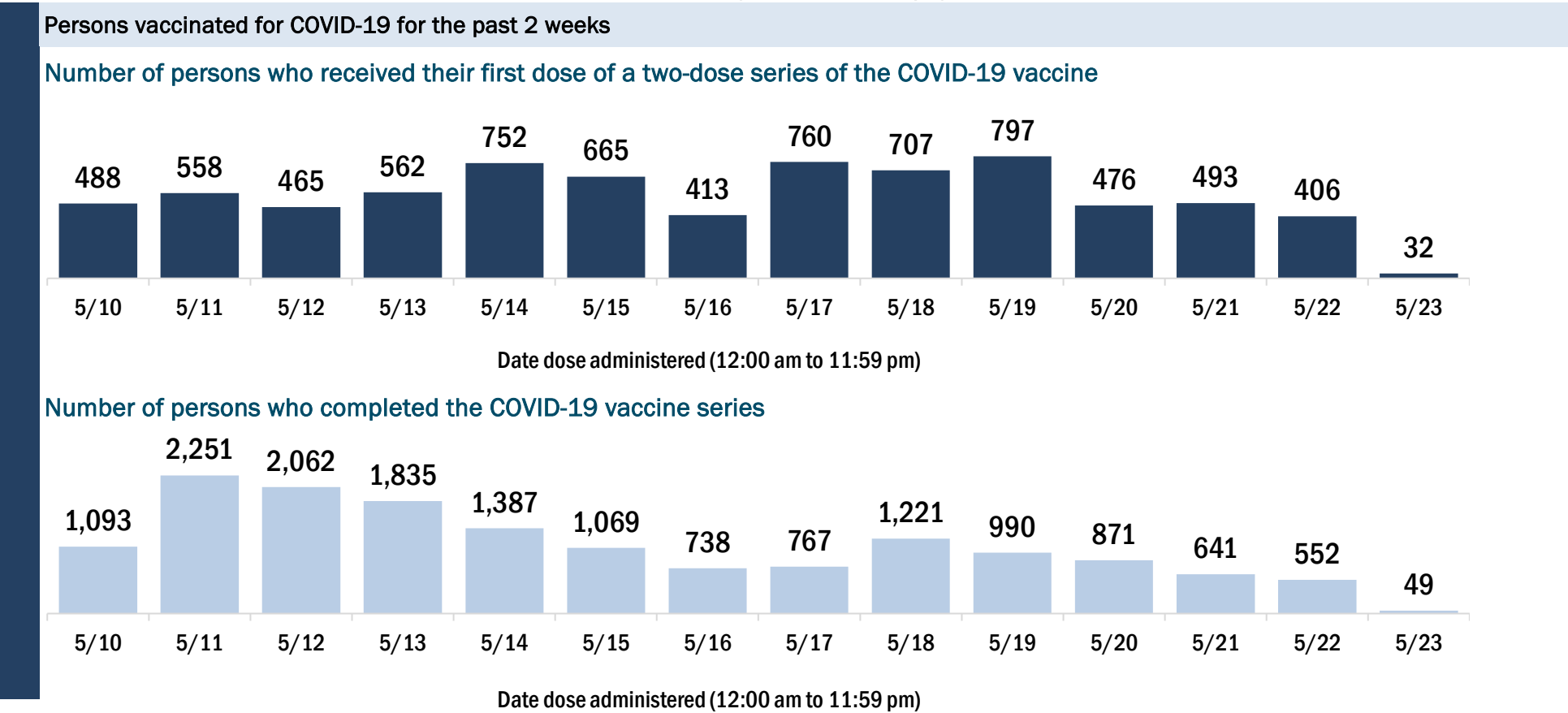
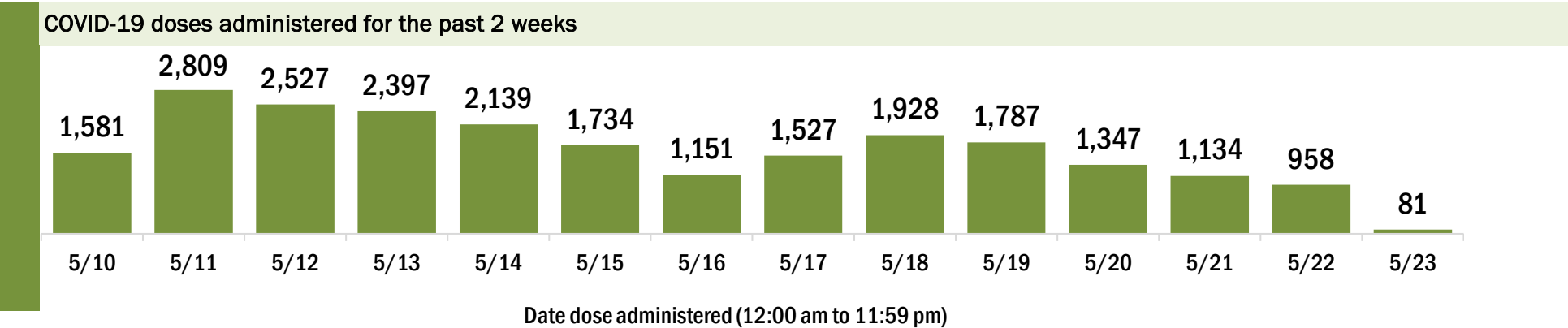
Data in this report are provisional and subject to change.

Data in this summary pertain to COVID-19 vaccines approved by the U.S. Food and Drug Administration and have been issued an Emergency Use Authorization (Janssen COVID-19 Vaccine, Moderna COVID-19 Vaccine and Pfizer-BioNTech COVID-19 Vaccine). These data summarize the number of people who have received either their first dose or have completed the series for a COVID-19 vaccine. **A person can only be counted in one category, first dose or series complete.** For persons receiving Moderna or Pfizer vaccines, once they receive their second dose, they are moved from the first dose column to the series completed column. **Because of this, the total first dose category may show a change from report to report not matching the total receiving their first dose from the previous day.** Persons receiving Johnson & Johnson vaccines will always be counted in the series completed column.

COVID-19 doses for vaccinated persons in Florida	
Doses administered	363,909
People receiving one dose of a 1-dose series (Johnson & Johnson) or receiving only one dose of a 2-dose series (Moderna, Pfizer) count once. Persons receiving both doses of a 2-dose series count twice.	

Current status of persons vaccinated for COVID-19 in Florida	
Total people vaccinated	207,131
First dose	35,125
Series completed	172,006
Completed 1-dose series	15,228
Completed 2-dose series	156,778
First dose: current number of people who have only received their first dose of the Moderna or Pfizer vaccine.	
Series complete: current number of people who have received both Moderna or Pfizer vaccine doses or one Johnson & Johnson dose and are considered fully immunized.	

Demographic summary	First dose	Series complete	Total people vaccinated
Age group	35,125	172,006	207,131
12-14 years	661	0	661
15-24 years	3,374	5,488	8,862
25-34 years	2,989	7,719	10,708
35-44 years	3,774	10,808	14,582
45-54 years	4,790	16,677	21,467
55-64 years	6,474	31,417	37,891
65-74 years	6,735	53,100	59,835
75-84 years	4,570	36,228	40,798
85+ years	1,758	10,569	12,327
Race	35,125	172,006	207,131
White	22,833	113,493	136,326
Black	928	2,728	3,656
American Indian/Alaskan	120	530	650
Other	3,919	14,690	18,609
Unknown	7,325	40,565	47,890
Other race includes Asian, native Hawaiian/Pacific Islander, or other.			
Ethnicity	35,125	172,006	207,131
Hispanic	6,985	17,168	24,153
Non-Hispanic	14,324	77,786	92,110
Unknown	13,816	77,052	90,868
Gender	35,125	172,006	207,131
Female	18,564	93,078	111,642
Male	16,340	78,624	94,964
Unknown	221	304	525





# COVID-19: Columbia County vaccine summary

Vaccination data through May 23, 2021 as of May 24, 2021 at 12:05 AM

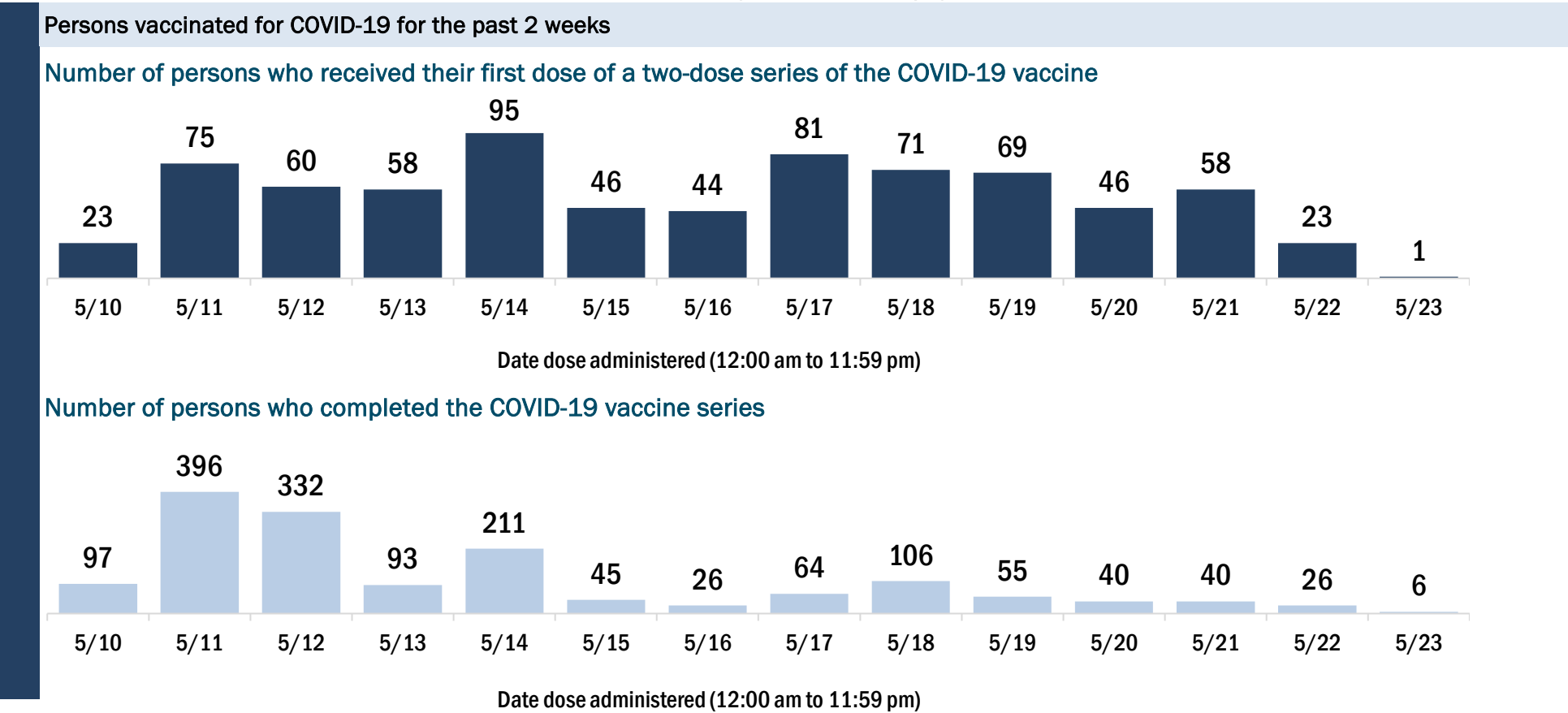
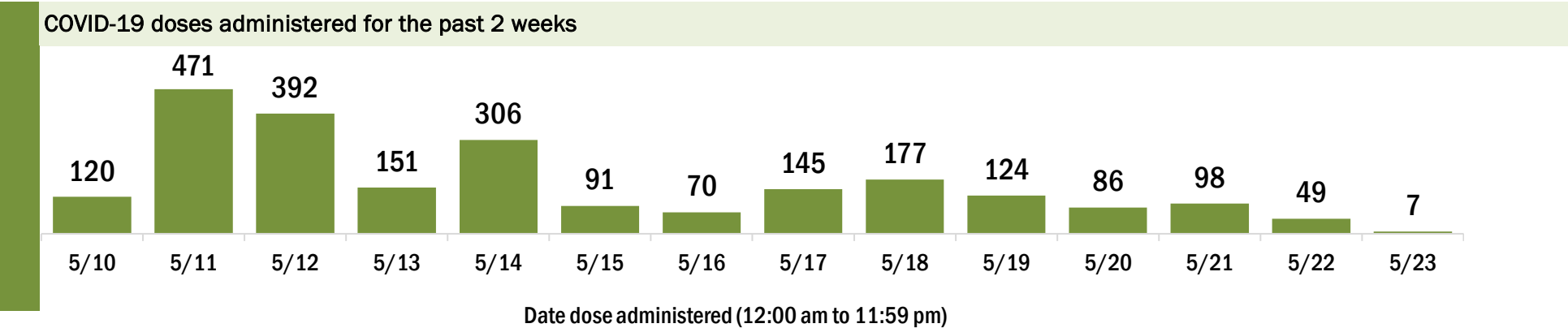
Data in this report are provisional and subject to change.

Data in this summary pertain to COVID-19 vaccines approved by the U.S. Food and Drug Administration and have been issued an Emergency Use Authorization (Janssen COVID-19 Vaccine, Moderna COVID-19 Vaccine and Pfizer-BioNTech COVID-19 Vaccine). These data summarize the number of people who have received either their first dose or have completed the series for a COVID-19 vaccine. **A person can only be counted in one category, first dose or series complete.** For persons receiving Moderna or Pfizer vaccines, once they receive their second dose, they are moved from the first dose column to the series completed column. **Because of this, the total first dose category may show a change from report to report not matching the total receiving their first dose from the previous day.** Persons receiving Johnson & Johnson vaccines will always be counted in the series completed column.

COVID-19 doses for vaccinated persons in Florida	
Doses administered	31,068
People receiving one dose of a 1-dose series (Johnson & Johnson) or receiving only one dose of a 2-dose series (Moderna, Pfizer) count once. Persons receiving both doses of a 2-dose series count twice.	

Current status of persons vaccinated for COVID-19 in Florida	
Total people vaccinated	17,692
First dose	2,465
Series completed	15,227
Completed 1-dose series	1,851
Completed 2-dose series	13,376
First dose: current number of people who have only received their first dose of the Moderna or Pfizer vaccine.	
Series complete: current number of people who have received both Moderna or Pfizer vaccine doses or one Johnson & Johnson dose and are considered fully immunized.	

Demographic summary	First dose	Series complete	Total people vaccinated
Age group	2,465	15,227	17,692
12-14 years	45	0	45
15-24 years	363	565	928
25-34 years	289	780	1,069
35-44 years	316	1,176	1,492
45-54 years	403	1,805	2,208
55-64 years	532	3,176	3,708
65-74 years	306	4,479	4,785
75-84 years	156	2,526	2,682
85+ years	55	720	775
Race	2,465	15,227	17,692
White	1,475	10,823	12,298
Black	329	1,843	2,172
American Indian/Alaskan	19	82	101
Other	310	1,055	1,365
Unknown	332	1,424	1,756
Other race includes Asian, native Hawaiian/Pacific Islander, or other.			
Ethnicity	2,465	15,227	17,692
Hispanic	223	604	827
Non-Hispanic	1,409	10,798	12,207
Unknown	833	3,825	4,658
Gender	2,465	15,227	17,692
Female	1,218	8,331	9,549
Male	1,241	6,896	8,137
Unknown	6	0	6



# COVID-19: Dade County vaccine summary

Vaccination data through May 23, 2021 as of May 24, 2021 at 12:05 AM

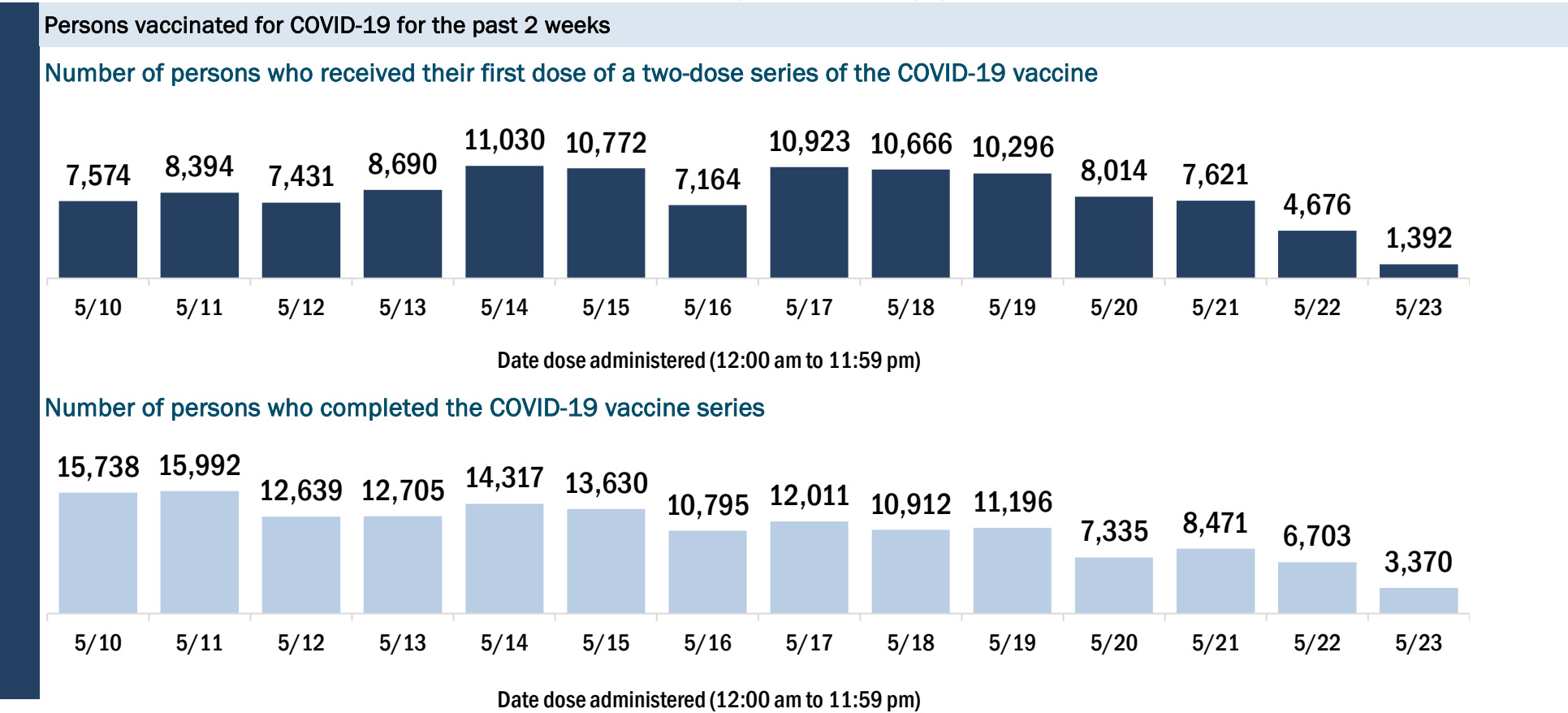
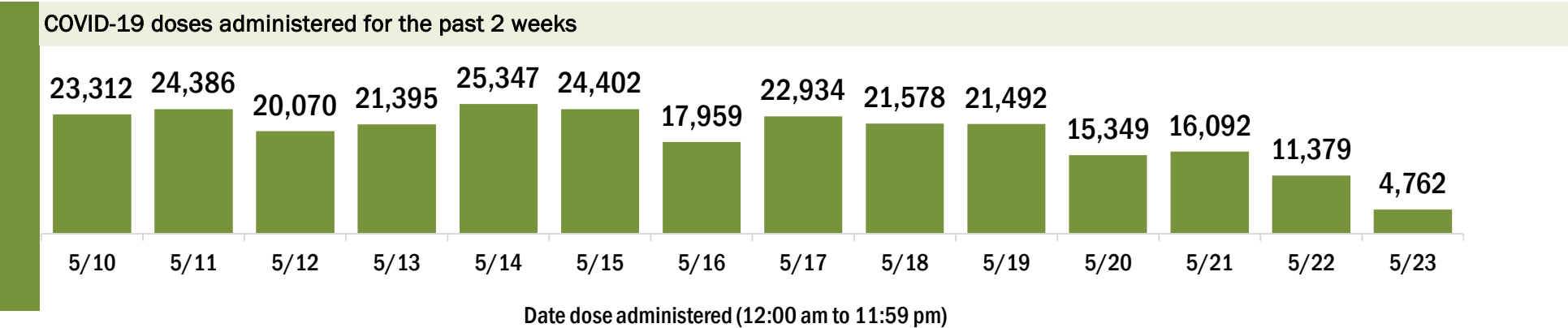
Data in this report are provisional and subject to change.

Data in this summary pertain to COVID-19 vaccines approved by the U.S. Food and Drug Administration and have been issued an Emergency Use Authorization (Janssen COVID-19 Vaccine, Moderna COVID-19 Vaccine and Pfizer-BioNTech COVID-19 Vaccine). These data summarize the number of people who have received either their first dose or have completed the series for a COVID-19 vaccine. **A person can only be counted in one category, first dose or series complete.** For persons receiving Moderna or Pfizer vaccines, once they receive their second dose, they are moved from the first dose column to the series completed column. **Because of this, the total first dose category may show a change from report to report not matching the total receiving their first dose from the previous day.** Persons receiving Johnson & Johnson vaccines will always be counted in the series completed column.

COVID-19 doses for vaccinated persons in Florida	
Doses administered	2,463,325
People receiving one dose of a 1-dose series (Johnson & Johnson) or receiving only one dose of a 2-dose series (Moderna, Pfizer) count once. Persons receiving both doses of a 2-dose series count twice.	

Current status of persons vaccinated for COVID-19 in Florida	
Total people vaccinated	1,482,339
First dose	350,956
Series completed	1,131,383
Completed 1-dose series	150,397
Completed 2-dose series	980,986
First dose: current number of people who have only received their first dose of the Moderna or Pfizer vaccine.	
Series complete: current number of people who have received both Moderna or Pfizer vaccine doses or one Johnson & Johnson dose and are considered fully immunized.	

Demographic summary	First dose	Series complete	Total people vaccinated
Age group	350,956	1,131,383	1,482,339
12-14 years	10,648	0	10,648
15-24 years	42,656	77,640	120,296
25-34 years	50,458	122,052	172,510
35-44 years	57,767	161,986	219,753
45-54 years	61,300	208,779	270,079
55-64 years	54,678	226,981	281,659
65-74 years	41,858	184,632	226,490
75-84 years	21,976	108,198	130,174
85+ years	9,615	41,115	50,730
Race	350,956	1,131,383	1,482,339
White	229,087	796,597	1,025,684
Black	22,358	70,506	92,864
American Indian/Alaskan	2,088	2,728	4,816
Other	45,447	124,787	170,234
Unknown	51,976	136,765	188,741
Other race includes Asian, native Hawaiian/Pacific Islander, or other.			
Ethnicity	350,956	1,131,383	1,482,339
Hispanic	188,971	566,434	755,405
Non-Hispanic	53,415	223,286	276,701
Unknown	108,570	341,663	450,233
Gender	350,956	1,131,383	1,482,339
Female	181,723	606,795	788,518
Male	166,907	522,607	689,514
Unknown	2,326	1,981	4,307



# COVID-19: Desoto County vaccine summary

Vaccination data through May 23, 2021 as of May 24, 2021 at 12:05 AM

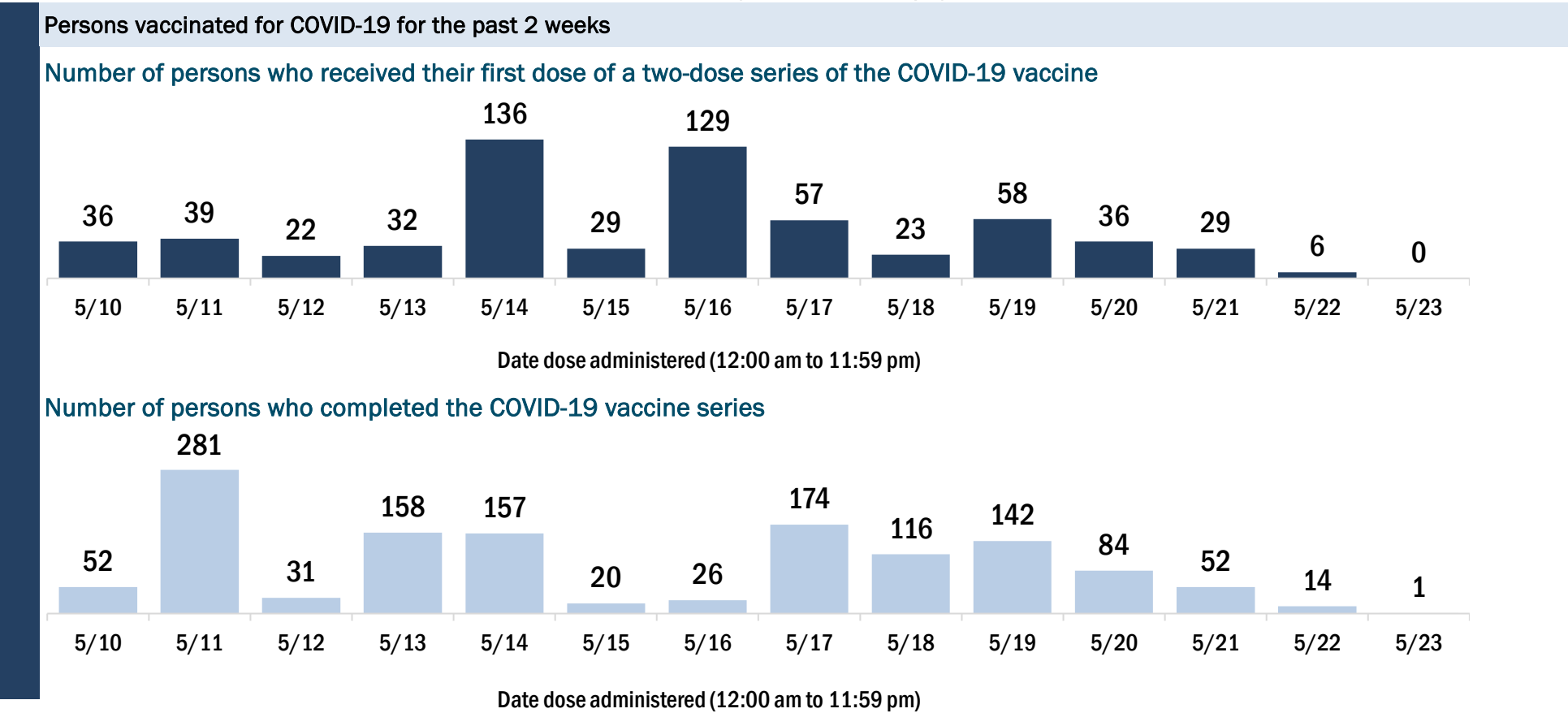
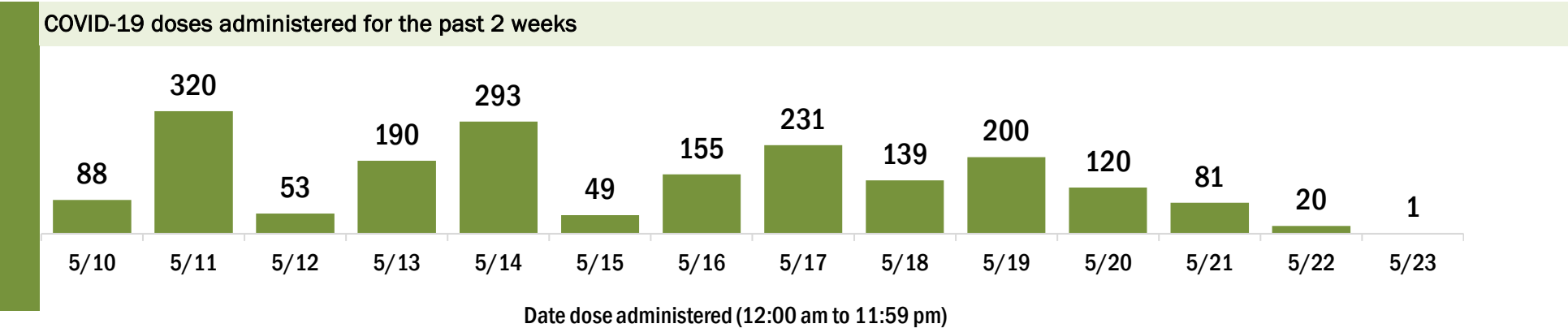
Data in this report are provisional and subject to change.

Data in this summary pertain to COVID-19 vaccines approved by the U.S. Food and Drug Administration and have been issued an Emergency Use Authorization (Janssen COVID-19 Vaccine, Moderna COVID-19 Vaccine and Pfizer-BioNTech COVID-19 Vaccine). These data summarize the number of people who have received either their first dose or have completed the series for a COVID-19 vaccine. **A person can only be counted in one category, first dose or series complete.** For persons receiving Moderna or Pfizer vaccines, once they receive their second dose, they are moved from the first dose column to the series completed column. **Because of this, the total first dose category may show a change from report to report not matching the total receiving their first dose from the previous day.** Persons receiving Johnson & Johnson vaccines will always be counted in the series completed column.

COVID-19 doses for vaccinated persons in Florida	
Doses administered	22,032
People receiving one dose of a 1-dose series (Johnson & Johnson) or receiving only one dose of a 2-dose series (Moderna, Pfizer) count once. Persons receiving both doses of a 2-dose series count twice.	

Current status of persons vaccinated for COVID-19 in Florida	
Total people vaccinated	13,374
First dose	3,902
Series completed	9,472
Completed 1-dose series	814
Completed 2-dose series	8,658
First dose: current number of people who have only received their first dose of the Moderna or Pfizer vaccine.	
Series complete: current number of people who have received both Moderna or Pfizer vaccine doses or one Johnson & Johnson dose and are considered fully immunized.	

Demographic summary	First dose	Series complete	Total people vaccinated
Age group	3,902	9,472	13,374
12-14 years	26	0	26
15-24 years	368	371	739
25-34 years	514	603	1,117
35-44 years	615	690	1,305
45-54 years	710	928	1,638
55-64 years	729	1,670	2,399
65-74 years	552	2,888	3,440
75-84 years	306	1,890	2,196
85+ years	82	432	514
Race	3,902	9,472	13,374
White	1,792	6,451	8,243
Black	408	490	898
American Indian/Alaskan	13	37	50
Other	959	1,408	2,367
Unknown	730	1,086	1,816
Other race includes Asian, native Hawaiian/Pacific Islander, or other.			
Ethnicity	3,902	9,472	13,374
Hispanic	1,222	1,556	2,778
Non-Hispanic	1,505	4,526	6,031
Unknown	1,175	3,390	4,565
Gender	3,902	9,472	13,374
Female	1,202	4,871	6,073
Male	2,700	4,600	7,300
Unknown	0	1	1



# COVID-19: Dixie County vaccine summary

Vaccination data through May 23, 2021 as of May 24, 2021 at 12:05 AM

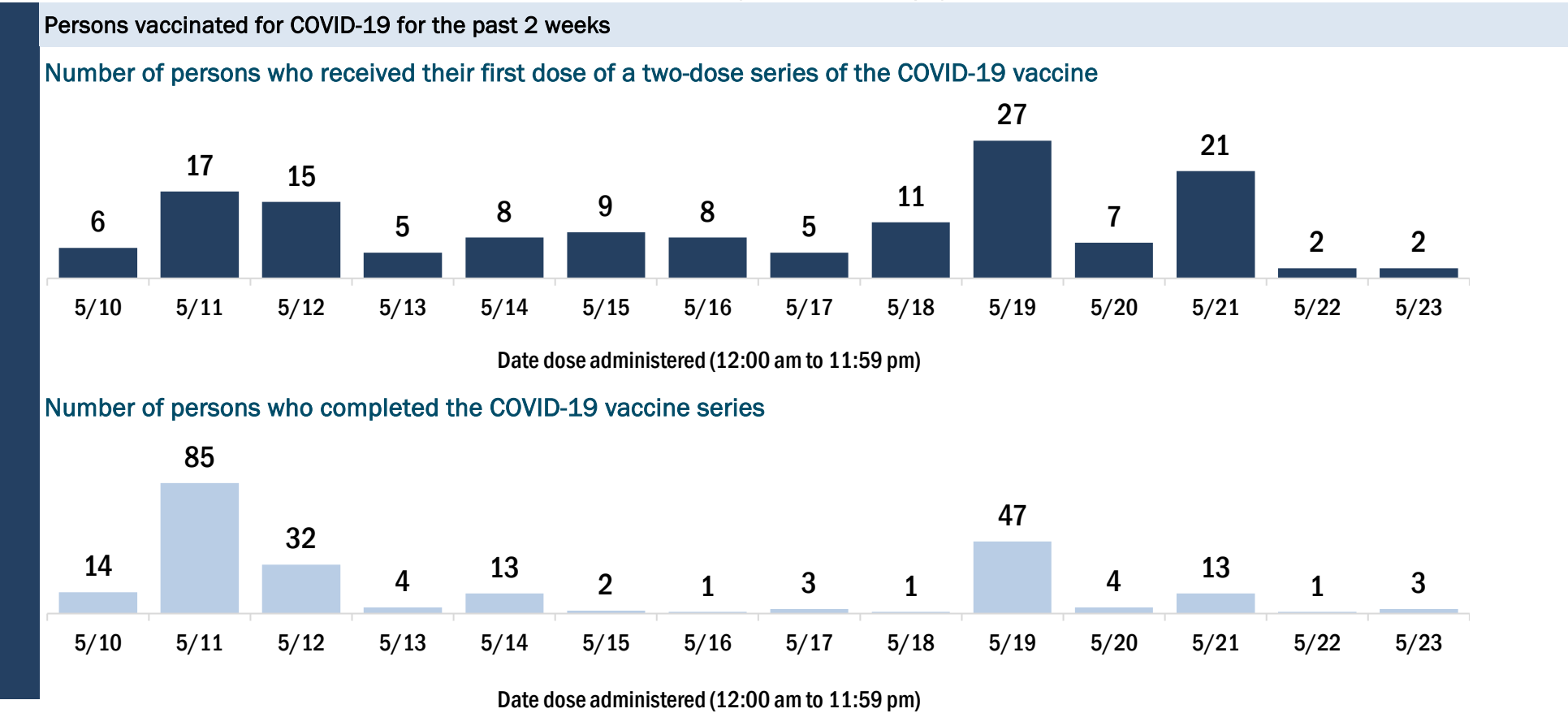
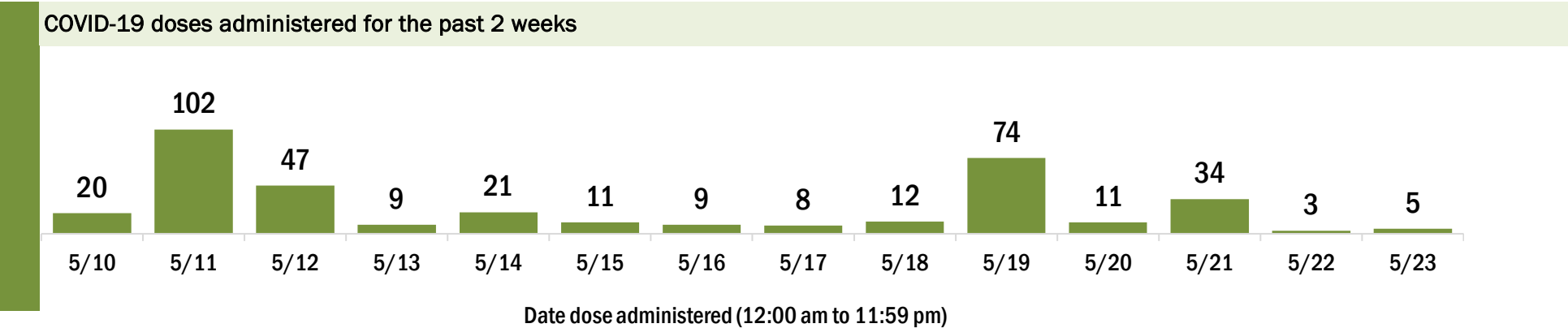
Data in this report are provisional and subject to change.

Data in this summary pertain to COVID-19 vaccines approved by the U.S. Food and Drug Administration and have been issued an Emergency Use Authorization (Janssen COVID-19 Vaccine, Moderna COVID-19 Vaccine and Pfizer-BioNTech COVID-19 Vaccine). These data summarize the number of people who have received either their first dose or have completed the series for a COVID-19 vaccine. **A person can only be counted in one category, first dose or series complete.** For persons receiving Moderna or Pfizer vaccines, once they receive their second dose, they are moved from the first dose column to the series completed column. **Because of this, the total first dose category may show a change from report to report not matching the total receiving their first dose from the previous day.** Persons receiving Johnson & Johnson vaccines will always be counted in the series completed column.

COVID-19 doses for vaccinated persons in Florida	
Doses administered	6,824
People receiving one dose of a 1-dose series (Johnson & Johnson) or receiving only one dose of a 2-dose series (Moderna, Pfizer) count once. Persons receiving both doses of a 2-dose series count twice.	

Current status of persons vaccinated for COVID-19 in Florida	
Total people vaccinated	4,109
First dose	955
Series completed	3,154
Completed 1-dose series	439
Completed 2-dose series	2,715
First dose: current number of people who have only received their first dose of the Moderna or Pfizer vaccine.	
Series complete: current number of people who have received both Moderna or Pfizer vaccine doses or one Johnson & Johnson dose and are considered fully immunized.	

Demographic summary	First dose	Series complete	Total people vaccinated
Age group	955	3,154	4,109
12-14 years	4	0	4
15-24 years	53	47	100
25-34 years	83	65	148
35-44 years	177	149	326
45-54 years	218	261	479
55-64 years	233	736	969
65-74 years	115	1,135	1,250
75-84 years	53	610	663
85+ years	19	151	170
Race	955	3,154	4,109
White	656	2,734	3,390
Black	210	157	367
American Indian/Alaskan	3	18	21
Other	53	85	138
Unknown	33	160	193
Other race includes Asian, native Hawaiian/Pacific Islander, or other.			
Ethnicity	955	3,154	4,109
Hispanic	44	67	111
Non-Hispanic	767	2,403	3,170
Unknown	144	684	828
Gender	955	3,154	4,109
Female	221	1,622	1,843
Male	734	1,532	2,266
Unknown	0	0	0





# COVID-19: Duval County vaccine summary

Vaccination data through May 23, 2021 as of May 24, 2021 at 12:05 AM

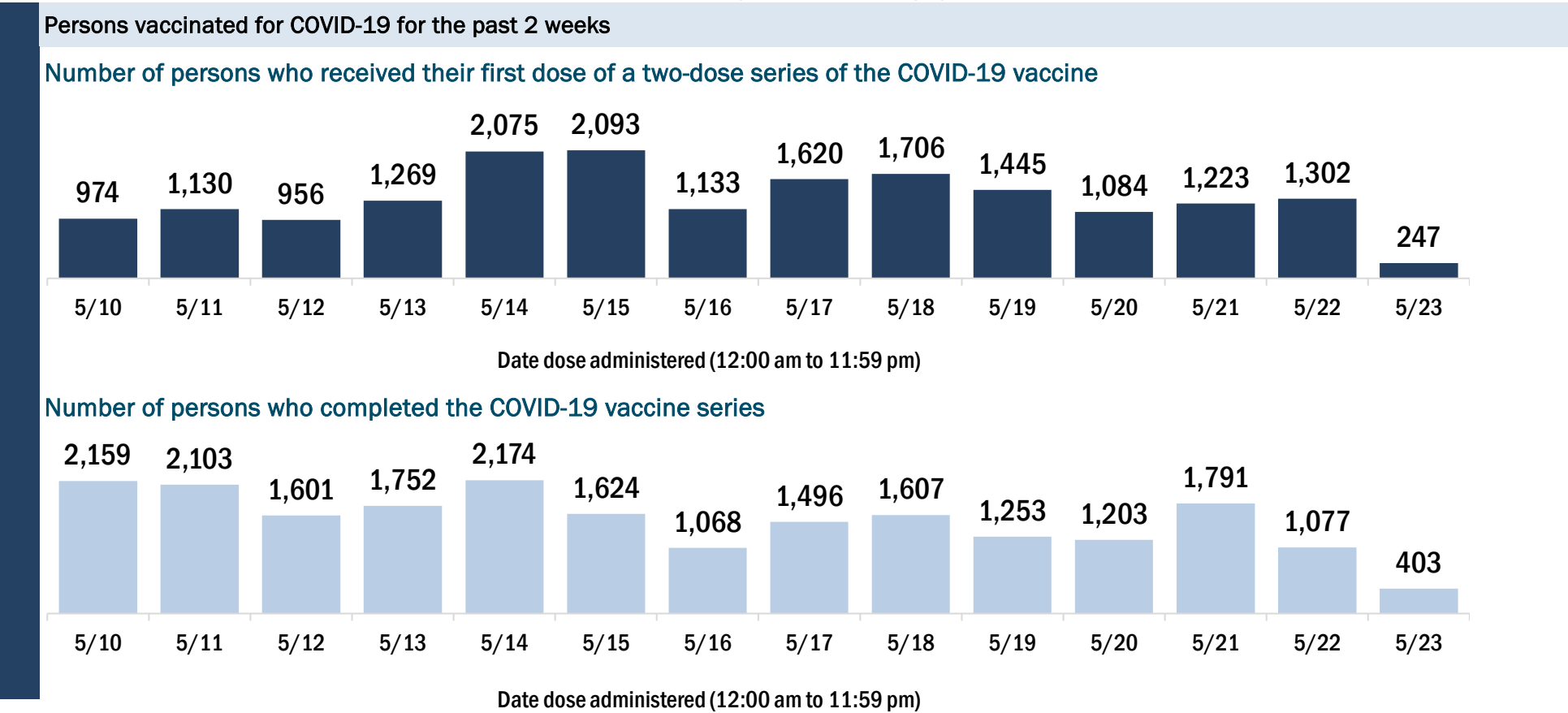
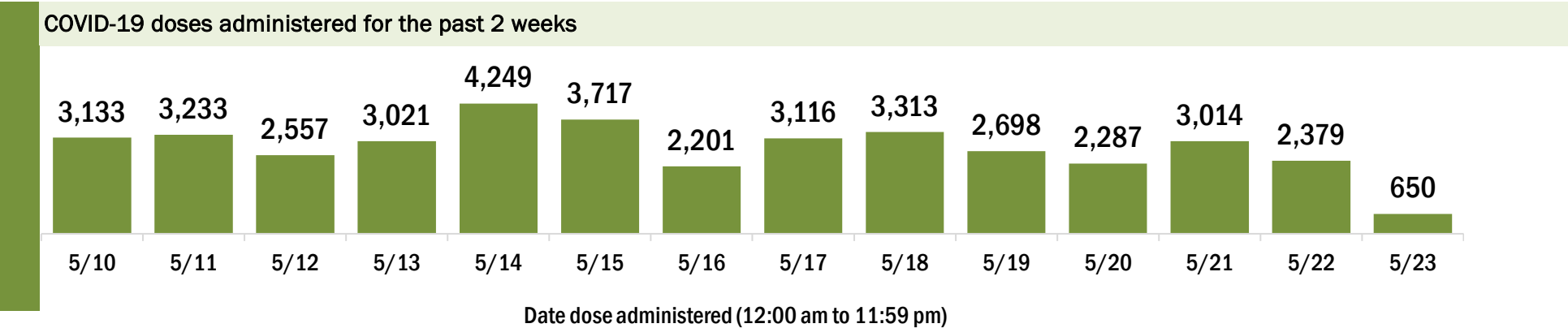
Data in this report are provisional and subject to change.

Data in this summary pertain to COVID-19 vaccines approved by the U.S. Food and Drug Administration and have been issued an Emergency Use Authorization (Janssen COVID-19 Vaccine, Moderna COVID-19 Vaccine and Pfizer-BioNTech COVID-19 Vaccine). These data summarize the number of people who have received either their first dose or have completed the series for a COVID-19 vaccine. **A person can only be counted in one category, first dose or series complete.** For persons receiving Moderna or Pfizer vaccines, once they receive their second dose, they are moved from the first dose column to the series completed column. **Because of this, the total first dose category may show a change from report to report not matching the total receiving their first dose from the previous day.** Persons receiving Johnson & Johnson vaccines will always be counted in the series completed column.

COVID-19 doses for vaccinated persons in Florida	
Doses administered	629,879
People receiving one dose of a 1-dose series (Johnson & Johnson) or receiving only one dose of a 2-dose series (Moderna, Pfizer) count once. Persons receiving both doses of a 2-dose series count twice.	

Current status of persons vaccinated for COVID-19 in Florida	
Total people vaccinated	361,539
First dose	64,660
Series completed	296,879
Completed 1-dose series	28,539
Completed 2-dose series	268,340
First dose: current number of people who have only received their first dose of the Moderna or Pfizer vaccine.	
Series complete: current number of people who have received both Moderna or Pfizer vaccine doses or one Johnson & Johnson dose and are considered fully immunized.	

Demographic summary	First dose	Series complete	Total people vaccinated
Age group	64,660	296,879	361,539
12-14 years	2,407	0	2,407
15-24 years	8,138	17,184	25,322
25-34 years	9,304	31,615	40,919
35-44 years	9,130	37,136	46,266
45-54 years	9,161	46,147	55,308
55-64 years	10,121	64,695	74,816
65-74 years	10,155	62,386	72,541
75-84 years	4,271	28,044	32,315
85+ years	1,973	9,672	11,645
Race	64,660	296,879	361,539
White	31,484	169,560	201,044
Black	10,738	49,118	59,856
American Indian/Alaskan	228	739	967
Other	9,729	39,120	48,849
Unknown	12,481	38,342	50,823
Other race includes Asian, native Hawaiian/Pacific Islander, or other.			
Ethnicity	64,660	296,879	361,539
Hispanic	5,361	18,042	23,403
Non-Hispanic	38,644	211,278	249,922
Unknown	20,655	67,559	88,214
Gender	64,660	296,879	361,539
Female	33,447	166,759	200,206
Male	28,751	129,924	158,675
Unknown	2,462	196	2,658



# COVID-19: Escambia County vaccine summary

Vaccination data through May 23, 2021 as of May 24, 2021 at 12:05 AM

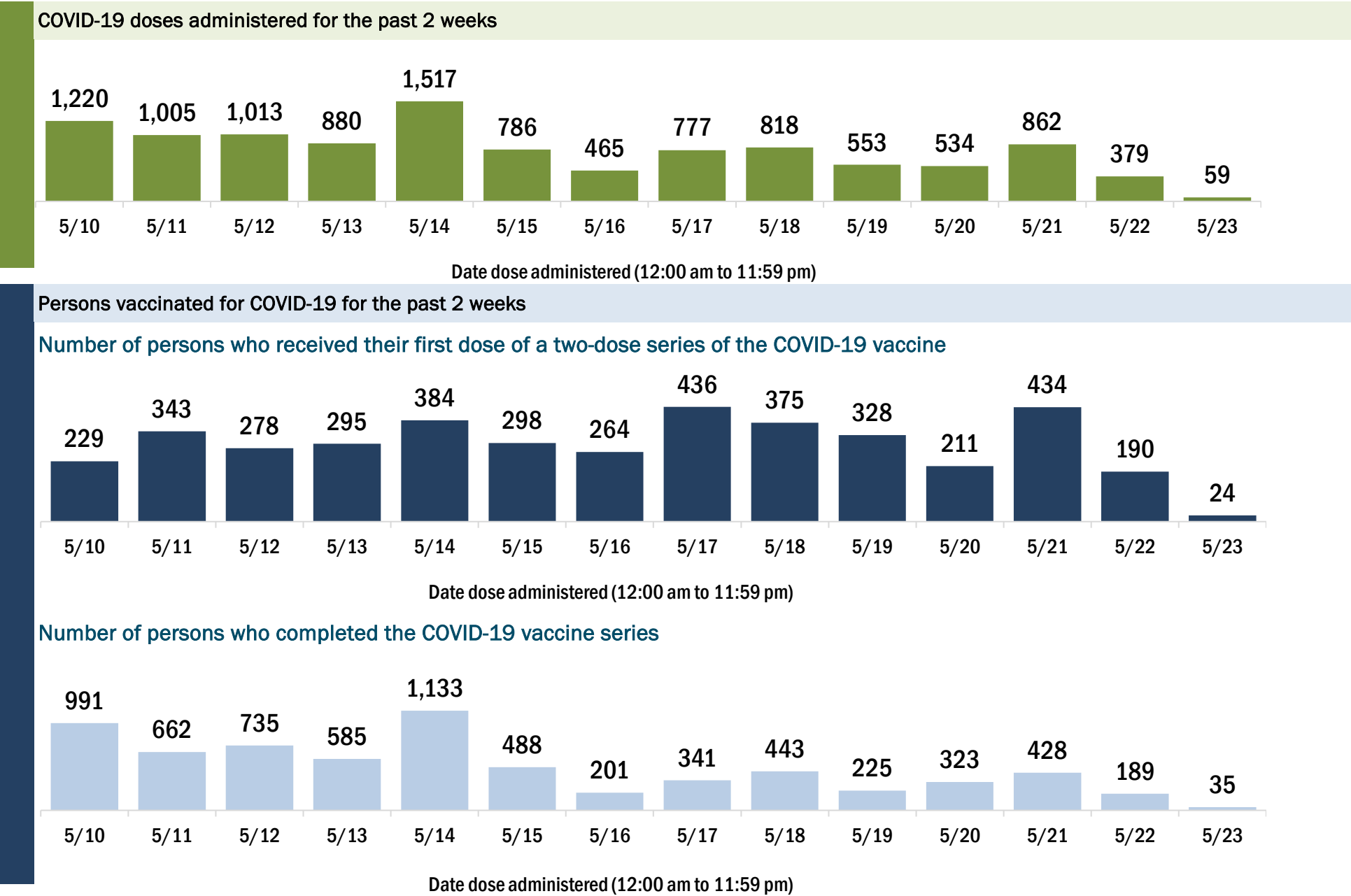
Data in this report are provisional and subject to change.

Data in this summary pertain to COVID-19 vaccines approved by the U.S. Food and Drug Administration and have been issued an Emergency Use Authorization (Janssen COVID-19 Vaccine, Moderna COVID-19 Vaccine and Pfizer-BioNTech COVID-19 Vaccine). These data summarize the number of people who have received either their first dose or have completed the series for a COVID-19 vaccine. **A person can only be counted in one category, first dose or series complete.** For persons receiving Moderna or Pfizer vaccines, once they receive their second dose, they are moved from the first dose column to the series completed column. **Because of this, the total first dose category may show a change from report to report not matching the total receiving their first dose from the previous day.** Persons receiving Johnson & Johnson vaccines will always be counted in the series completed column.

COVID-19 doses for vaccinated persons in Florida	
Doses administered	185,913
People receiving one dose of a 1-dose series (Johnson & Johnson) or receiving only one dose of a 2-dose series (Moderna, Pfizer) count once. Persons receiving both doses of a 2-dose series count twice.	

Current status of persons vaccinated for COVID-19 in Florida	
Total people vaccinated	106,932
First dose	19,419
Series completed	87,513
Completed 1-dose series	8,532
Completed 2-dose series	78,981
<b>First dose:</b> current number of people who have only received their first dose of the Moderna or Pfizer vaccine.	
<b>Series complete:</b> current number of people who have received both Moderna or Pfizer vaccine doses or one Johnson & Johnson dose and are considered fully immunized.	

Demographic summary	First dose	Series complete	Total people vaccinated
Age group	19,419	87,513	106,932
12-14 years	384	0	384
15-24 years	2,253	4,503	6,756
25-34 years	2,711	7,134	9,845
35-44 years	2,342	8,095	10,437
45-54 years	2,626	11,169	13,795
55-64 years	3,334	19,336	22,670
65-74 years	3,257	21,786	25,043
75-84 years	1,767	11,432	13,199
85+ years	745	4,058	4,803
Race	19,419	87,513	106,932
White	10,102	52,870	62,972
Black	3,010	12,608	15,618
American Indian/Alaskan	120	627	747
Other	1,969	8,359	10,328
Unknown	4,218	13,049	17,267
Other race includes Asian, native Hawaiian/Pacific Islander, or other.			
Ethnicity	19,419	87,513	106,932
Hispanic	866	2,656	3,522
Non-Hispanic	10,991	61,180	72,171
Unknown	7,562	23,677	31,239
Gender	19,419	87,513	106,932
Female	10,705	50,091	60,796
Male	8,656	37,318	45,974
Unknown	58	104	162



# COVID-19: Flagler County vaccine summary

Vaccination data through May 23, 2021 as of May 24, 2021 at 12:05 AM

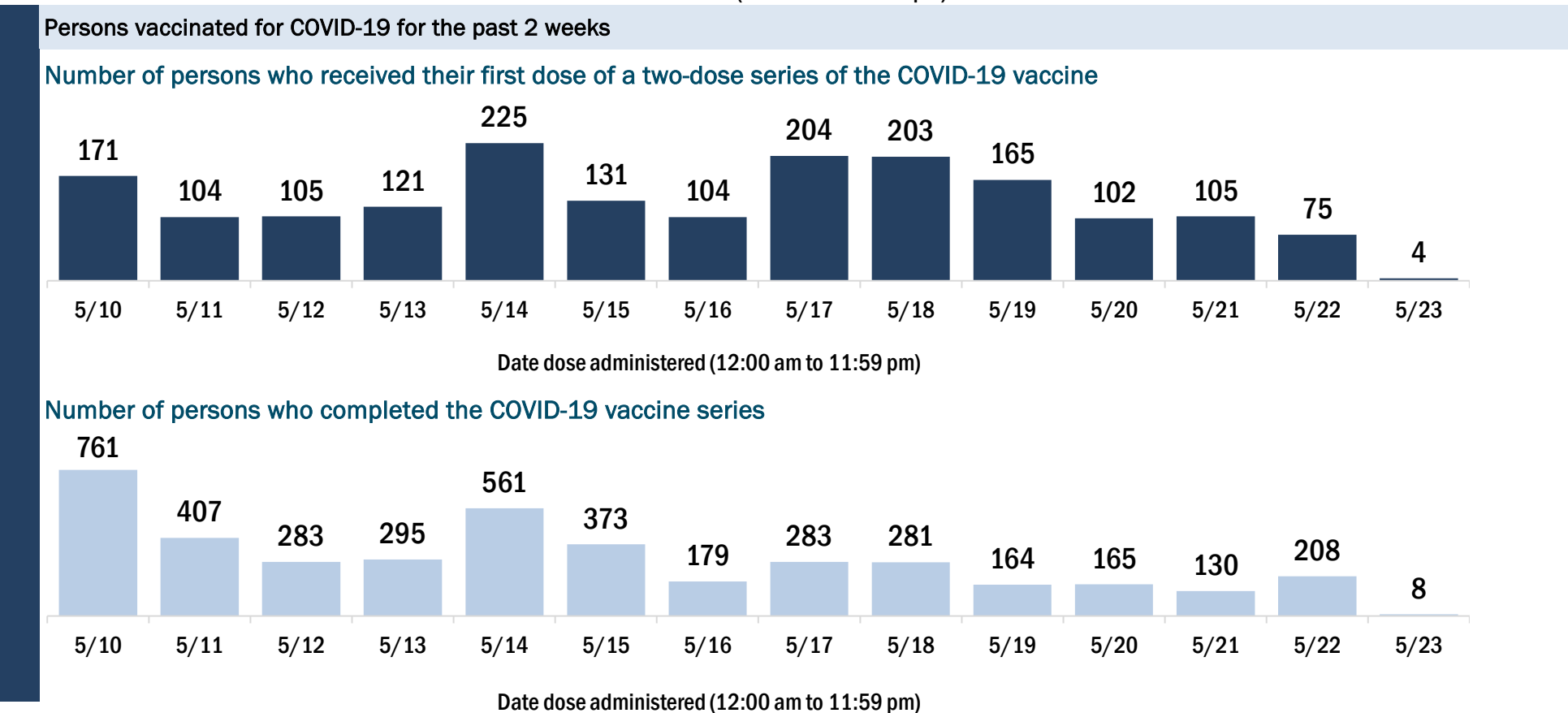
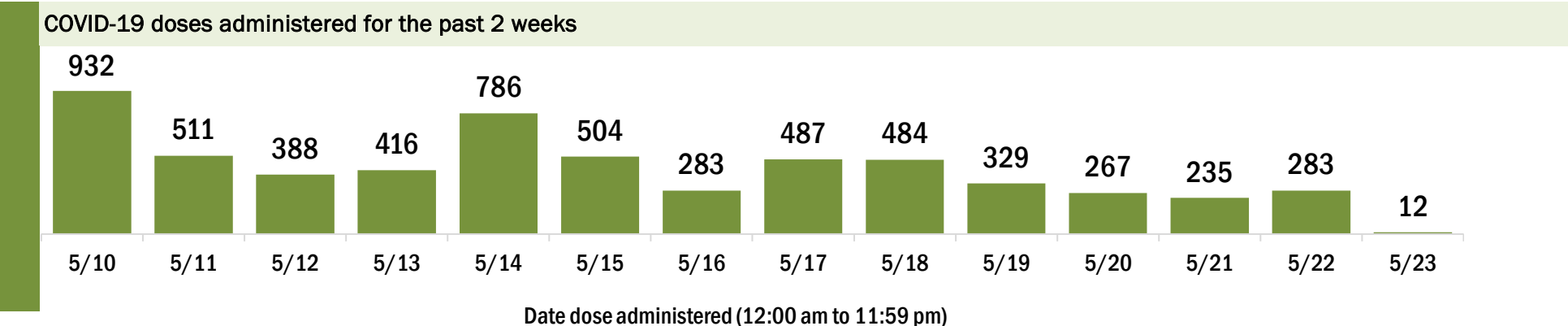
Data in this report are provisional and subject to change.

Data in this summary pertain to COVID-19 vaccines approved by the U.S. Food and Drug Administration and have been issued an Emergency Use Authorization (Janssen COVID-19 Vaccine, Moderna COVID-19 Vaccine and Pfizer-BioNTech COVID-19 Vaccine). These data summarize the number of people who have received either their first dose or have completed the series for a COVID-19 vaccine. **A person can only be counted in one category, first dose or series complete.** For persons receiving Moderna or Pfizer vaccines, once they receive their second dose, they are moved from the first dose column to the series completed column. **Because of this, the total first dose category may show a change from report to report not matching the total receiving their first dose from the previous day.** Persons receiving Johnson & Johnson vaccines will always be counted in the series completed column.

COVID-19 doses for vaccinated persons in Florida	
Doses administered	101,732
People receiving one dose of a 1-dose series (Johnson & Johnson) or receiving only one dose of a 2-dose series (Moderna, Pfizer) count once. Persons receiving both doses of a 2-dose series count twice.	

Current status of persons vaccinated for COVID-19 in Florida	
Total people vaccinated	56,872
First dose	8,883
Series completed	47,989
Completed 1-dose series	3,129
Completed 2-dose series	44,860
First dose: current number of people who have only received their first dose of the Moderna or Pfizer vaccine.	
Series complete: current number of people who have received both Moderna or Pfizer vaccine doses or one Johnson & Johnson dose and are considered fully immunized.	

Demographic summary	First dose	Series complete	Total people vaccinated
Age group	8,883	47,989	56,872
12-14 years	176	0	176
15-24 years	810	1,602	2,412
25-34 years	705	1,839	2,544
35-44 years	902	2,968	3,870
45-54 years	1,241	4,908	6,149
55-64 years	1,943	9,442	11,385
65-74 years	1,647	15,664	17,311
75-84 years	1,031	9,077	10,108
85+ years	428	2,489	2,917
Race	8,883	47,989	56,872
White	5,293	32,280	37,573
Black	662	3,176	3,838
American Indian/Alaskan	50	275	325
Other	893	4,366	5,259
Unknown	1,985	7,892	9,877
Other race includes Asian, native Hawaiian/Pacific Islander, or other.			
Ethnicity	8,883	47,989	56,872
Hispanic	897	3,212	4,109
Non-Hispanic	4,853	29,056	33,909
Unknown	3,133	15,721	18,854
Gender	8,883	47,989	56,872
Female	4,701	26,615	31,316
Male	4,112	21,134	25,246
Unknown	70	240	310



# COVID-19: Franklin County vaccine summary

Vaccination data through May 23, 2021 as of May 24, 2021 at 12:05 AM

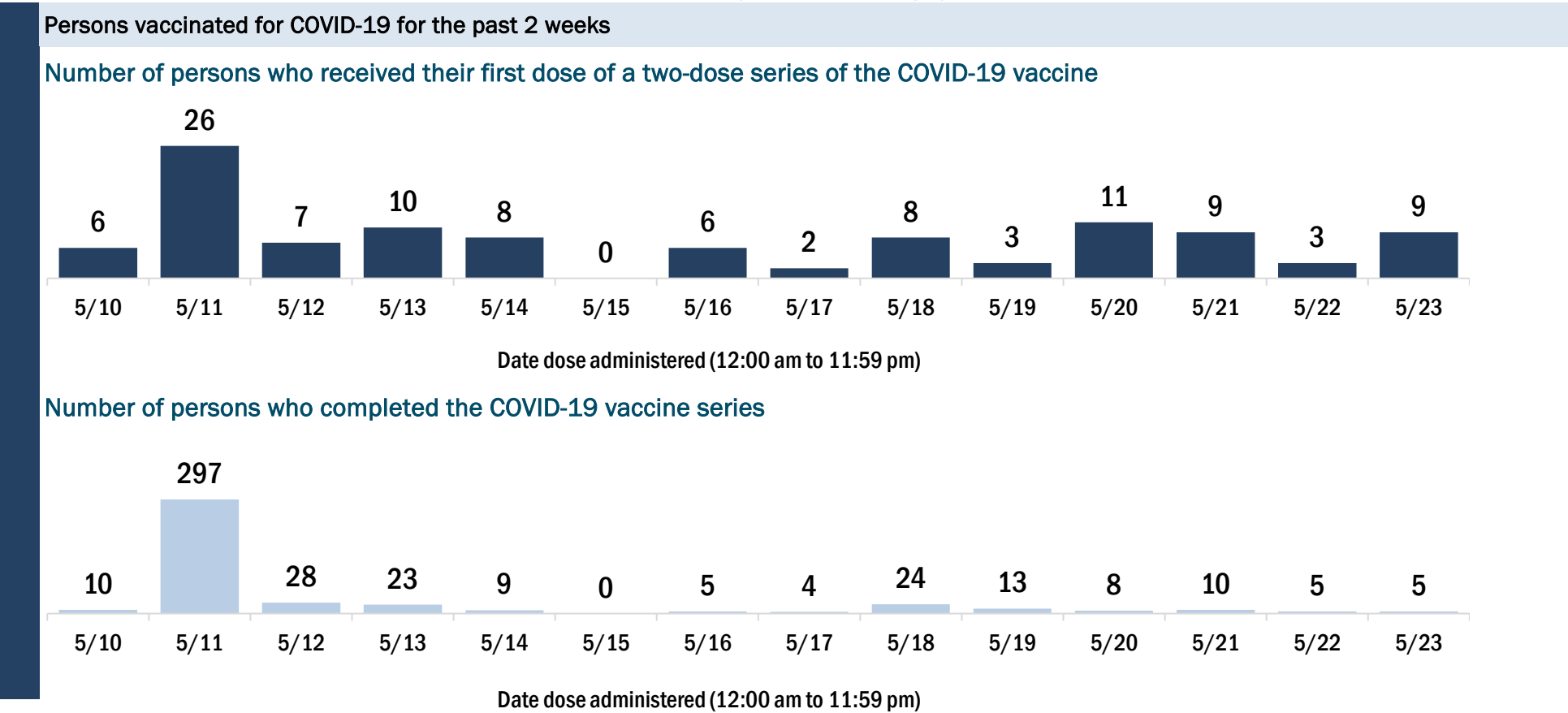
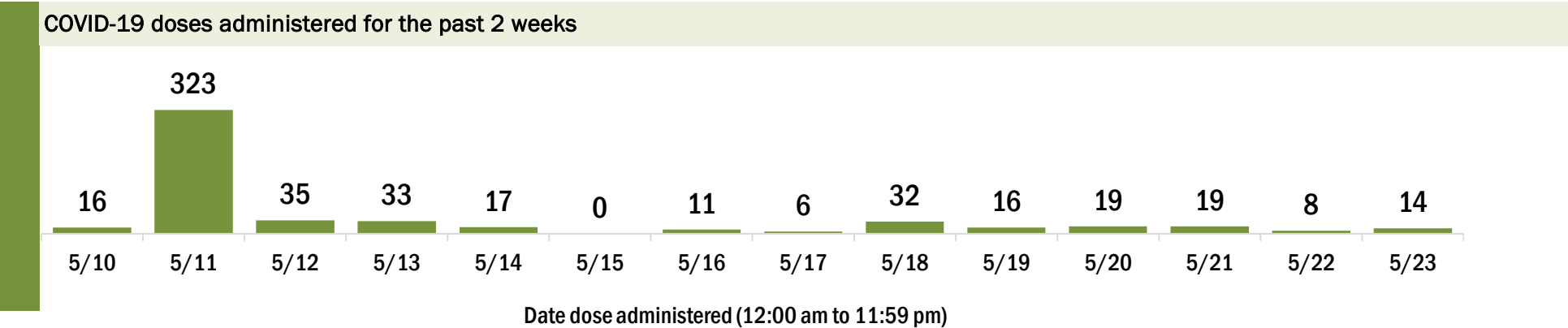
Data in this report are provisional and subject to change.

Data in this summary pertain to COVID-19 vaccines approved by the U.S. Food and Drug Administration and have been issued an Emergency Use Authorization (Janssen COVID-19 Vaccine, Moderna COVID-19 Vaccine and Pfizer-BioNTech COVID-19 Vaccine). These data summarize the number of people who have received either their first dose or have completed the series for a COVID-19 vaccine. **A person can only be counted in one category, first dose or series complete.** For persons receiving Moderna or Pfizer vaccines, once they receive their second dose, they are moved from the first dose column to the series completed column. **Because of this, the total first dose category may show a change from report to report not matching the total receiving their first dose from the previous day.** Persons receiving Johnson & Johnson vaccines will always be counted in the series completed column.

COVID-19 doses for vaccinated persons in Florida	
Doses administered	8,039
People receiving one dose of a 1-dose series (Johnson & Johnson) or receiving only one dose of a 2-dose series (Moderna, Pfizer) count once. Persons receiving both doses of a 2-dose series count twice.	

Current status of persons vaccinated for COVID-19 in Florida	
Total people vaccinated	4,345
First dose	507
Series completed	3,838
Completed 1-dose series	144
Completed 2-dose series	3,694
First dose: current number of people who have only received their first dose of the Moderna or Pfizer vaccine.	
Series complete: current number of people who have received both Moderna or Pfizer vaccine doses or one Johnson & Johnson dose and are considered fully immunized.	

Demographic summary	First dose	Series complete	Total people vaccinated
Age group	507	3,838	4,345
12-14 years	3	0	3
15-24 years	21	61	82
25-34 years	66	144	210
35-44 years	65	228	293
45-54 years	72	393	465
55-64 years	112	845	957
65-74 years	120	1,391	1,511
75-84 years	36	648	684
85+ years	12	128	140
Race	507	3,838	4,345
White	373	3,300	3,673
Black	71	290	361
American Indian/Alaskan	0	10	10
Other	30	150	180
Unknown	33	88	121
Other race includes Asian, native Hawaiian/Pacific Islander, or other.			
Ethnicity	507	3,838	4,345
Hispanic	15	54	69
Non-Hispanic	338	3,050	3,388
Unknown	154	734	888
Gender	507	3,838	4,345
Female	219	1,876	2,095
Male	288	1,962	2,250
Unknown	0	0	0





# COVID-19: Gadsden County vaccine summary

Vaccination data through May 23, 2021 as of May 24, 2021 at 12:05 AM

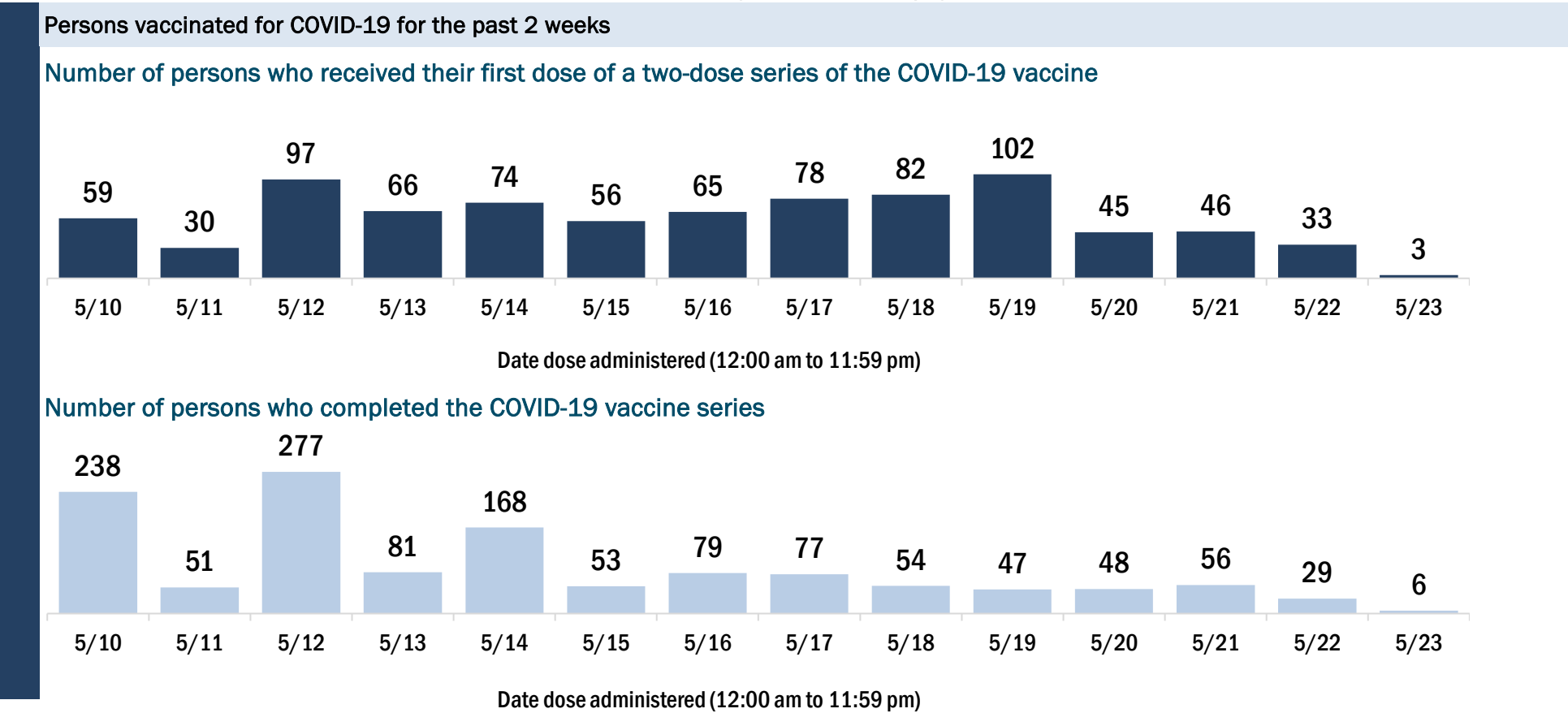
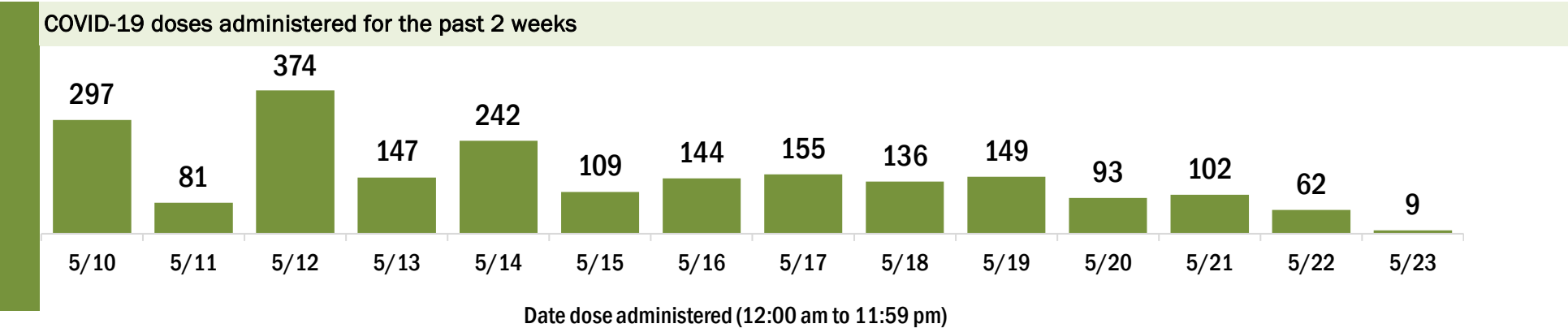
Data in this report are provisional and subject to change.

Data in this summary pertain to COVID-19 vaccines approved by the U.S. Food and Drug Administration and have been issued an Emergency Use Authorization (Janssen COVID-19 Vaccine, Moderna COVID-19 Vaccine and Pfizer-BioNTech COVID-19 Vaccine). These data summarize the number of people who have received either their first dose or have completed the series for a COVID-19 vaccine. **A person can only be counted in one category, first dose or series complete.** For persons receiving Moderna or Pfizer vaccines, once they receive their second dose, they are moved from the first dose column to the series completed column. **Because of this, the total first dose category may show a change from report to report not matching the total receiving their first dose from the previous day.** Persons receiving Johnson & Johnson vaccines will always be counted in the series completed column.

COVID-19 doses for vaccinated persons in Florida	
Doses administered	31,502
People receiving one dose of a 1-dose series (Johnson & Johnson) or receiving only one dose of a 2-dose series (Moderna, Pfizer) count once. Persons receiving both doses of a 2-dose series count twice.	

Current status of persons vaccinated for COVID-19 in Florida	
Total people vaccinated	18,099
First dose	2,821
Series completed	15,278
Completed 1-dose series	1,875
Completed 2-dose series	13,403
First dose: current number of people who have only received their first dose of the Moderna or Pfizer vaccine.	
Series complete: current number of people who have received both Moderna or Pfizer vaccine doses or one Johnson & Johnson dose and are considered fully immunized.	

Demographic summary	First dose	Series complete	Total people vaccinated
Age group	2,821	15,278	18,099
12-14 years	46	0	46
15-24 years	298	494	792
25-34 years	299	988	1,287
35-44 years	474	1,672	2,146
45-54 years	549	2,350	2,899
55-64 years	541	3,521	4,062
65-74 years	371	3,858	4,229
75-84 years	175	1,802	1,977
85+ years	68	593	661
Race	2,821	15,278	18,099
White	774	5,478	6,252
Black	1,281	6,655	7,936
American Indian/Alaskan	10	32	42
Other	392	2,116	2,508
Unknown	364	997	1,361
Other race includes Asian, native Hawaiian/Pacific Islander, or other.			
Ethnicity	2,821	15,278	18,099
Hispanic	358	945	1,303
Non-Hispanic	1,646	11,944	13,590
Unknown	817	2,389	3,206
Gender	2,821	15,278	18,099
Female	1,429	9,203	10,632
Male	1,392	6,075	7,467
Unknown	0	0	0



# COVID-19: Gilchrist County vaccine summary

Vaccination data through May 23, 2021 as of May 24, 2021 at 12:05 AM

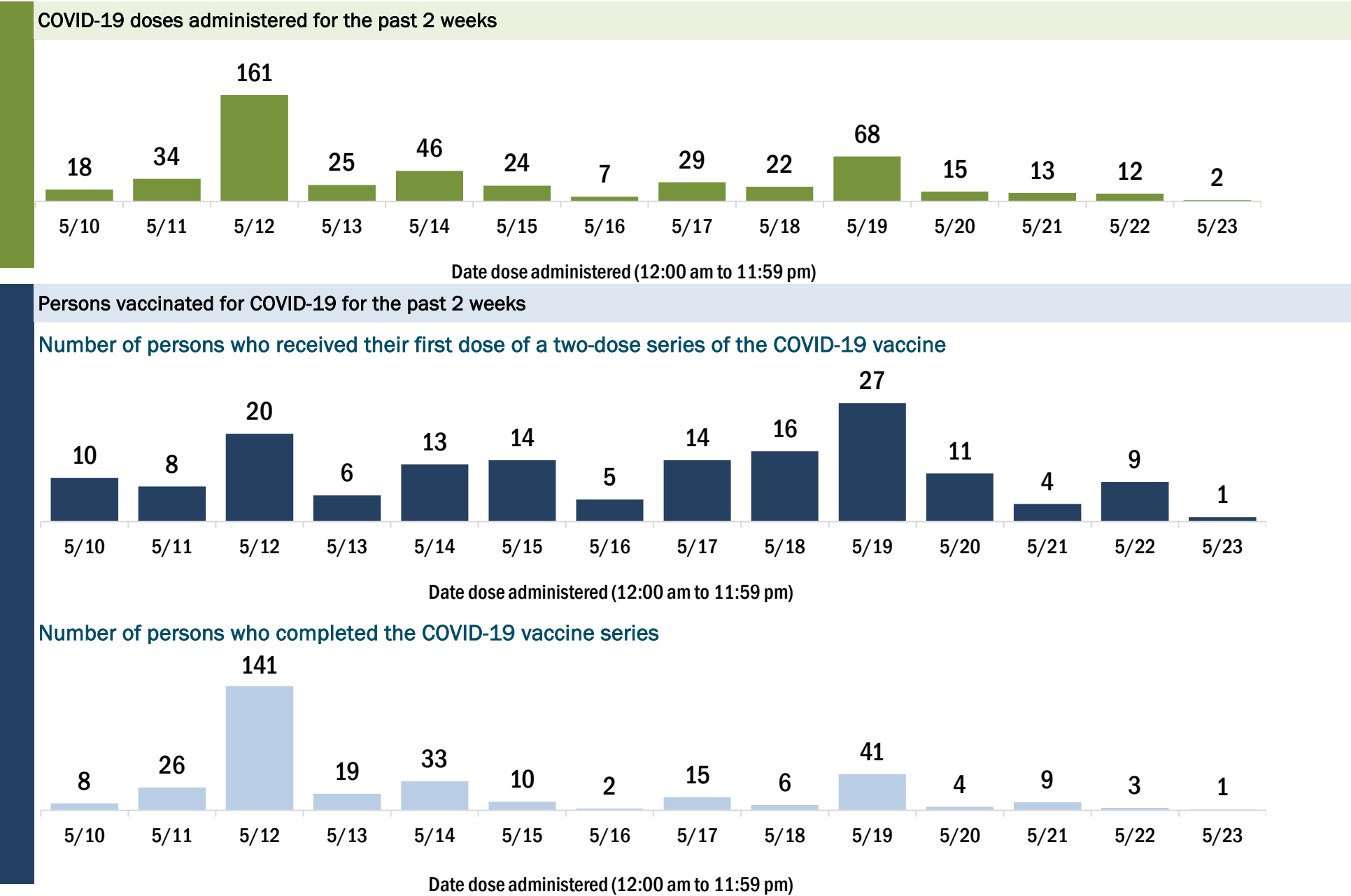
Data in this report are provisional and subject to change.

Data in this summary pertain to COVID-19 vaccines approved by the U.S. Food and Drug Administration and have been issued an Emergency Use Authorization (Janssen COVID-19 Vaccine, Moderna COVID-19 Vaccine and Pfizer-BioNTech COVID-19 Vaccine). These data summarize the number of people who have received either their first dose or have completed the series for a COVID-19 vaccine. **A person can only be counted in one category, first dose or series complete.** For persons receiving Moderna or Pfizer vaccines, once they receive their second dose, they are moved from the first dose column to the series completed column. **Because of this, the total first dose category may show a change from report to report not matching the total receiving their first dose from the previous day.** Persons receiving Johnson & Johnson vaccines will always be counted in the series completed column.

COVID-19 doses for vaccinated persons in Florida	
Doses administered	7,762
People receiving one dose of a 1-dose series (Johnson & Johnson) or receiving only one dose of a 2-dose series (Moderna, Pfizer) count once. Persons receiving both doses of a 2-dose series count twice.	

Current status of persons vaccinated for COVID-19 in Florida	
Total people vaccinated	4,469
First dose	666
Series completed	3,803
Completed 1-dose series	510
Completed 2-dose series	3,293
First dose: current number of people who have only received their first dose of the Moderna or Pfizer vaccine.	
Series complete: current number of people who have received both Moderna or Pfizer vaccine doses or one Johnson & Johnson dose and are considered fully immunized.	

Demographic summary	First dose	Series complete	Total people vaccinated
Age group	666	3,803	4,469
12-14 years	13	0	13
15-24 years	67	107	174
25-34 years	52	162	214
35-44 years	94	241	335
45-54 years	102	443	545
55-64 years	150	829	979
65-74 years	127	1,156	1,283
75-84 years	42	654	696
85+ years	19	211	230
Race	666	3,803	4,469
White	504	2,838	3,342
Black	24	85	109
American Indian/Alaskan	4	15	19
Other	46	268	314
Unknown	88	597	685
Other race includes Asian, native Hawaiian/Pacific Islander, or other.			
Ethnicity	666	3,803	4,469
Hispanic	29	132	161
Non-Hispanic	349	1,851	2,200
Unknown	288	1,820	2,108
Gender	666	3,803	4,469
Female	371	2,108	2,479
Male	295	1,693	1,988
Unknown	0	2	2



# COVID-19: Glades County vaccine summary

Vaccination data through May 23, 2021 as of May 24, 2021 at 12:05 AM

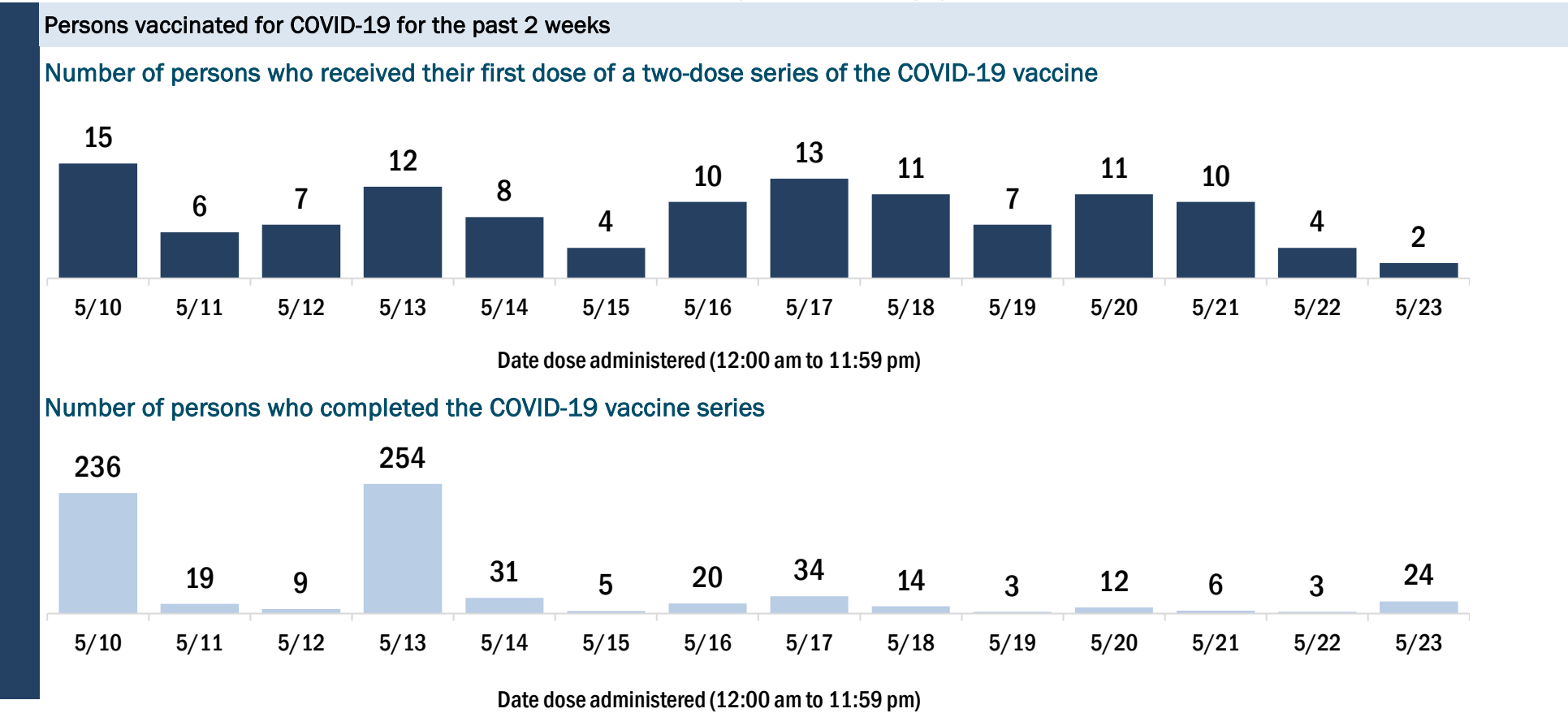
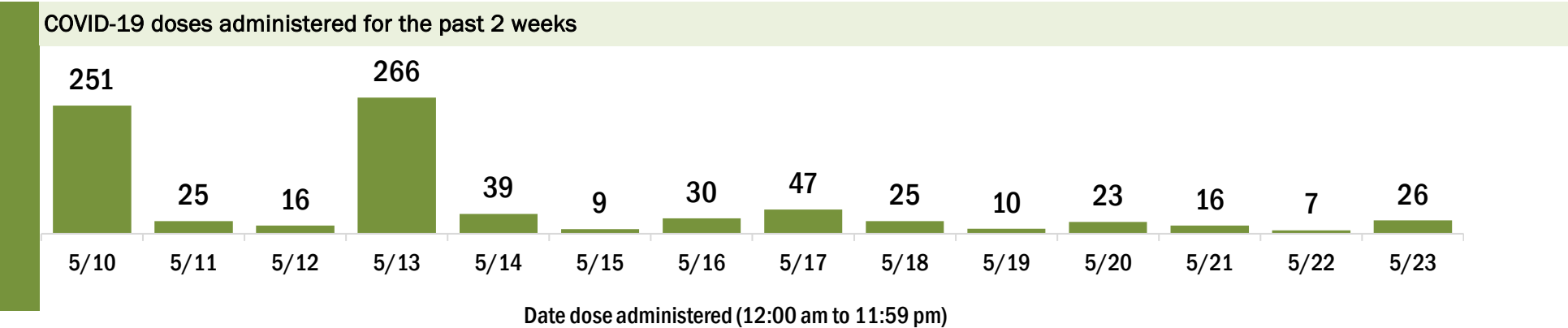
Data in this report are provisional and subject to change.

Data in this summary pertain to COVID-19 vaccines approved by the U.S. Food and Drug Administration and have been issued an Emergency Use Authorization (Janssen COVID-19 Vaccine, Moderna COVID-19 Vaccine and Pfizer-BioNTech COVID-19 Vaccine). These data summarize the number of people who have received either their first dose or have completed the series for a COVID-19 vaccine. **A person can only be counted in one category, first dose or series complete.** For persons receiving Moderna or Pfizer vaccines, once they receive their second dose, they are moved from the first dose column to the series completed column. **Because of this, the total first dose category may show a change from report to report not matching the total receiving their first dose from the previous day.** Persons receiving Johnson & Johnson vaccines will always be counted in the series completed column.

COVID-19 doses for vaccinated persons in Florida	
Doses administered	8,224
People receiving one dose of a 1-dose series (Johnson & Johnson) or receiving only one dose of a 2-dose series (Moderna, Pfizer) count once. Persons receiving both doses of a 2-dose series count twice.	

Current status of persons vaccinated for COVID-19 in Florida	
Total people vaccinated	4,704
First dose	639
Series completed	4,065
Completed 1-dose series	545
Completed 2-dose series	3,520
First dose: current number of people who have only received their first dose of the Moderna or Pfizer vaccine.	
Series complete: current number of people who have received both Moderna or Pfizer vaccine doses or one Johnson & Johnson dose and are considered fully immunized.	

Demographic summary	First dose	Series complete	Total people vaccinated
Age group	639	4,065	4,704
12-14 years	5	0	5
15-24 years	81	199	280
25-34 years	127	322	449
35-44 years	79	259	338
45-54 years	96	311	407
55-64 years	110	641	751
65-74 years	76	1,319	1,395
75-84 years	53	840	893
85+ years	12	174	186
Race	639	4,065	4,704
White	512	3,161	3,673
Black	23	139	162
American Indian/Alaskan	2	24	26
Other	44	262	306
Unknown	58	479	537
Other race includes Asian, native Hawaiian/Pacific Islander, or other.			
Ethnicity	639	4,065	4,704
Hispanic	269	737	1,006
Non-Hispanic	226	1,900	2,126
Unknown	144	1,428	1,572
Gender	639	4,065	4,704
Female	225	1,781	2,006
Male	413	2,283	2,696
Unknown	1	1	2



# COVID-19: Gulf County vaccine summary

Vaccination data through May 23, 2021 as of May 24, 2021 at 12:05 AM

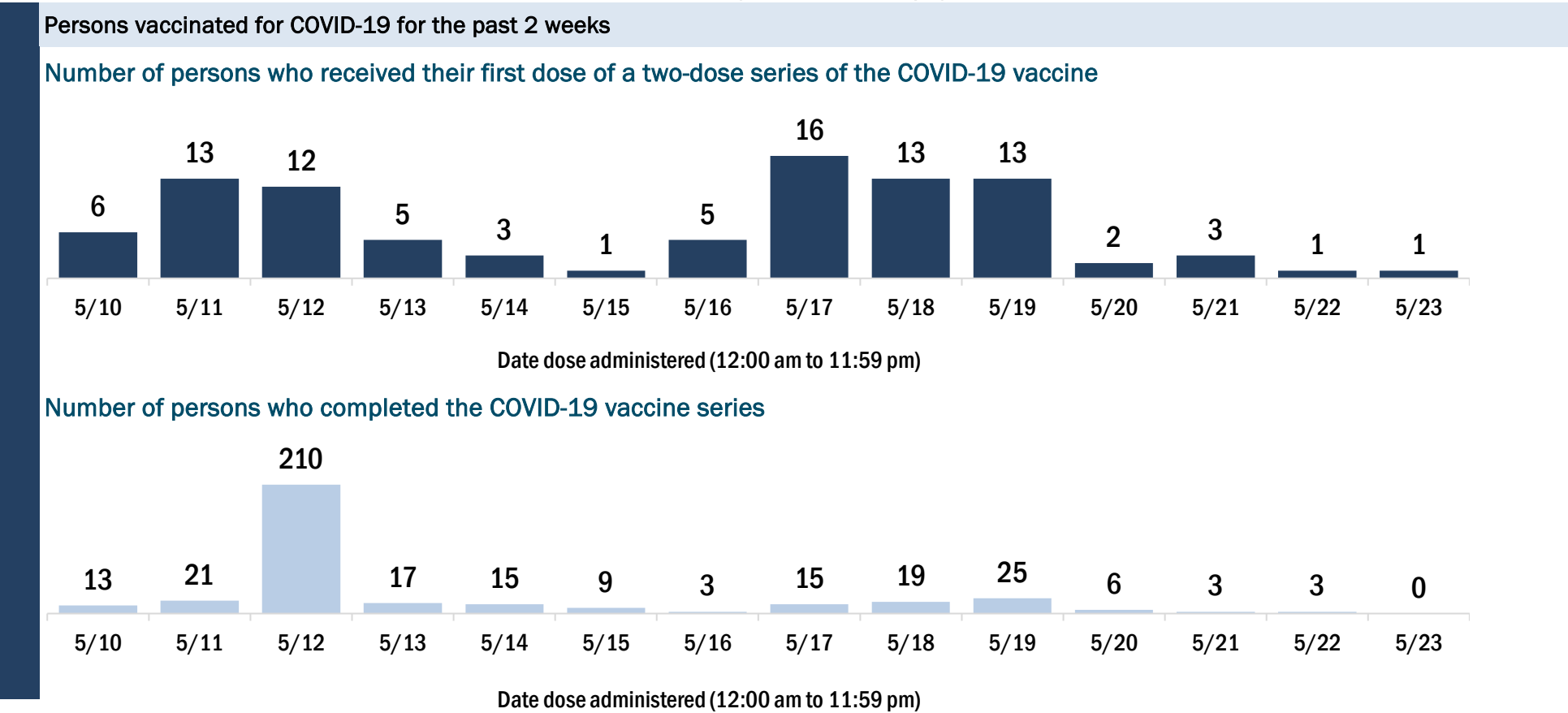
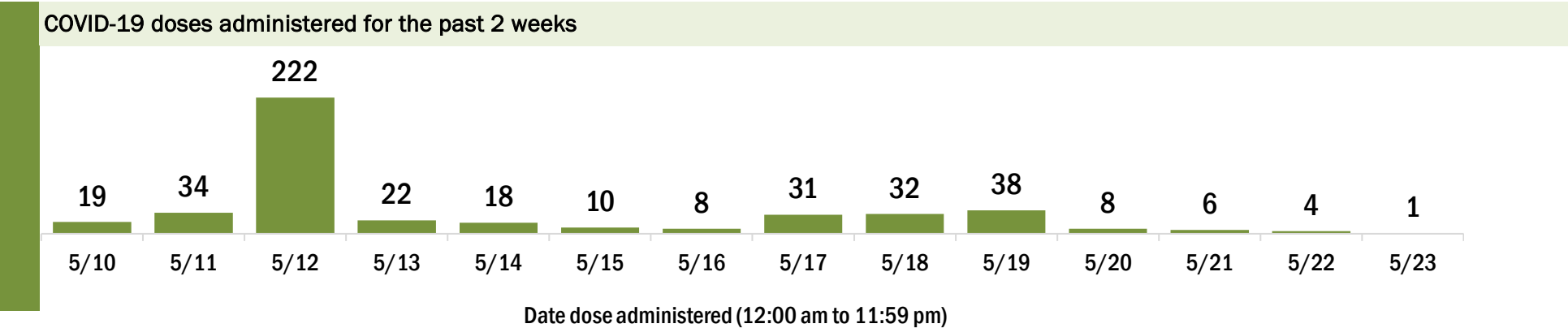
Data in this report are provisional and subject to change.

Data in this summary pertain to COVID-19 vaccines approved by the U.S. Food and Drug Administration and have been issued an Emergency Use Authorization (Janssen COVID-19 Vaccine, Moderna COVID-19 Vaccine and Pfizer-BioNTech COVID-19 Vaccine). These data summarize the number of people who have received either their first dose or have completed the series for a COVID-19 vaccine. **A person can only be counted in one category, first dose or series complete.** For persons receiving Moderna or Pfizer vaccines, once they receive their second dose, they are moved from the first dose column to the series completed column. **Because of this, the total first dose category may show a change from report to report not matching the total receiving their first dose from the previous day.** Persons receiving Johnson & Johnson vaccines will always be counted in the series completed column.

COVID-19 doses for vaccinated persons in Florida	
Doses administered	8,274
People receiving one dose of a 1-dose series (Johnson & Johnson) or receiving only one dose of a 2-dose series (Moderna, Pfizer) count once. Persons receiving both doses of a 2-dose series count twice.	

Current status of persons vaccinated for COVID-19 in Florida	
Total people vaccinated	4,674
First dose	814
Series completed	3,860
Completed 1-dose series	260
Completed 2-dose series	3,600
First dose: current number of people who have only received their first dose of the Moderna or Pfizer vaccine.	
Series complete: current number of people who have received both Moderna or Pfizer vaccine doses or one Johnson & Johnson dose and are considered fully immunized.	

Demographic summary	First dose	Series complete	Total people vaccinated
Age group	814	3,860	4,674
12-14 years	5	0	5
15-24 years	55	84	139
25-34 years	107	146	253
35-44 years	127	218	345
45-54 years	153	391	544
55-64 years	176	735	911
65-74 years	124	1,418	1,542
75-84 years	59	685	744
85+ years	8	183	191
Race	814	3,860	4,674
White	571	3,293	3,864
Black	174	371	545
American Indian/Alaskan	2	13	15
Other	50	118	168
Unknown	17	65	82
Other race includes Asian, native Hawaiian/Pacific Islander, or other.			
Ethnicity	814	3,860	4,674
Hispanic	18	50	68
Non-Hispanic	398	3,220	3,618
Unknown	398	590	988
Gender	814	3,860	4,674
Female	336	1,935	2,271
Male	478	1,925	2,403
Unknown	0	0	0





# COVID-19: Hamilton County vaccine summary

Vaccination data through May 23, 2021 as of May 24, 2021 at 12:05 AM

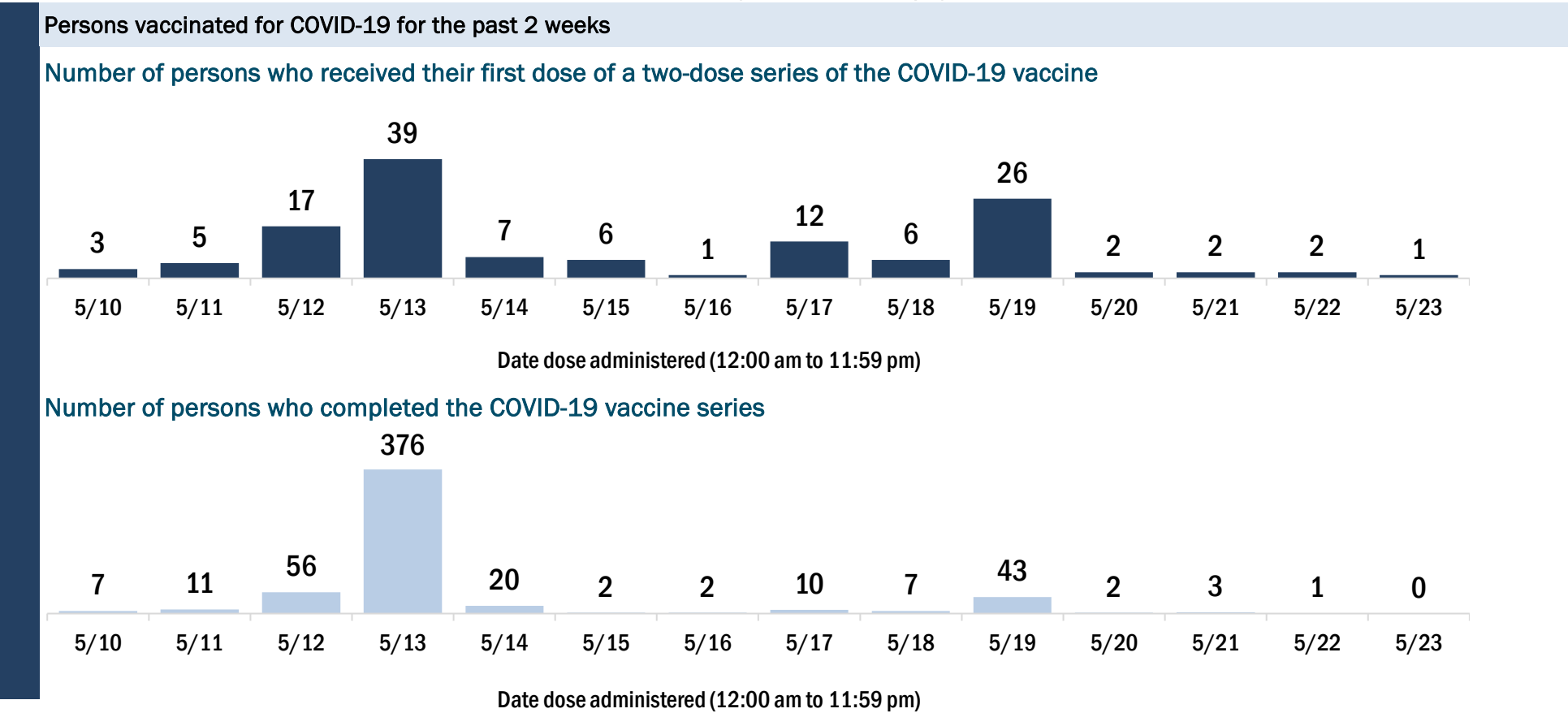
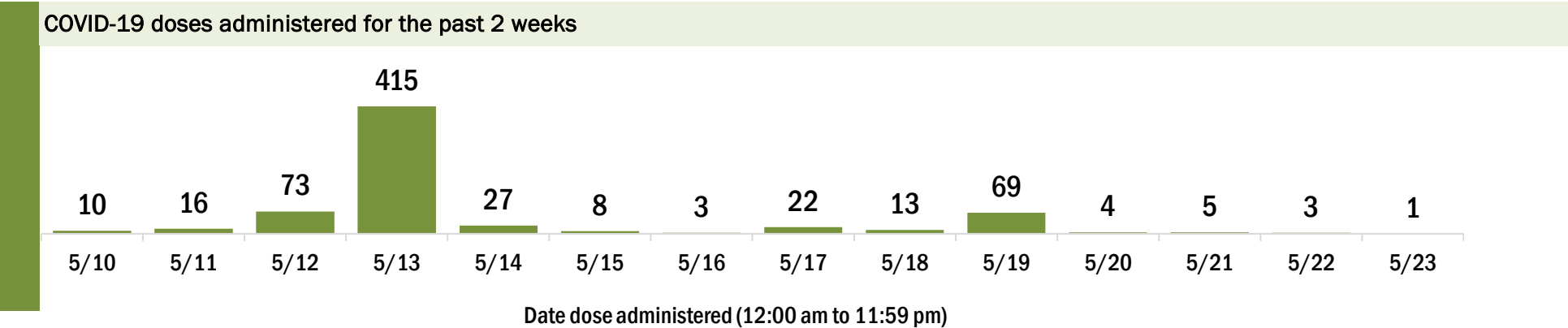
Data in this report are provisional and subject to change.

Data in this summary pertain to COVID-19 vaccines approved by the U.S. Food and Drug Administration and have been issued an Emergency Use Authorization (Janssen COVID-19 Vaccine, Moderna COVID-19 Vaccine and Pfizer-BioNTech COVID-19 Vaccine). These data summarize the number of people who have received either their first dose or have completed the series for a COVID-19 vaccine. **A person can only be counted in one category, first dose or series complete.** For persons receiving Moderna or Pfizer vaccines, once they receive their second dose, they are moved from the first dose column to the series completed column. **Because of this, the total first dose category may show a change from report to report not matching the total receiving their first dose from the previous day.** Persons receiving Johnson & Johnson vaccines will always be counted in the series completed column.

COVID-19 doses for vaccinated persons in Florida	
Doses administered	6,034
People receiving one dose of a 1-dose series (Johnson & Johnson) or receiving only one dose of a 2-dose series (Moderna, Pfizer) count once. Persons receiving both doses of a 2-dose series count twice.	

Current status of persons vaccinated for COVID-19 in Florida	
Total people vaccinated	3,332
First dose	395
Series completed	2,937
Completed 1-dose series	235
Completed 2-dose series	2,702
First dose: current number of people who have only received their first dose of the Moderna or Pfizer vaccine.	
Series complete: current number of people who have received both Moderna or Pfizer vaccine doses or one Johnson & Johnson dose and are considered fully immunized.	

Demographic summary	First dose	Series complete	Total people vaccinated
Age group	395	2,937	3,332
12-14 years	5	0	5
15-24 years	35	66	101
25-34 years	62	152	214
35-44 years	71	222	293
45-54 years	68	342	410
55-64 years	83	661	744
65-74 years	40	930	970
75-84 years	20	439	459
85+ years	11	125	136
Race	395	2,937	3,332
White	192	1,679	1,871
Black	155	806	961
American Indian/Alaskan	2	6	8
Other	26	211	237
Unknown	20	235	255
Other race includes Asian, native Hawaiian/Pacific Islander, or other.			
Ethnicity	395	2,937	3,332
Hispanic	26	114	140
Non-Hispanic	261	1,899	2,160
Unknown	108	924	1,032
Gender	395	2,937	3,332
Female	157	1,454	1,611
Male	238	1,483	1,721
Unknown	0	0	0



# COVID-19: Hardee County vaccine summary

Vaccination data through May 23, 2021 as of May 24, 2021 at 12:05 AM

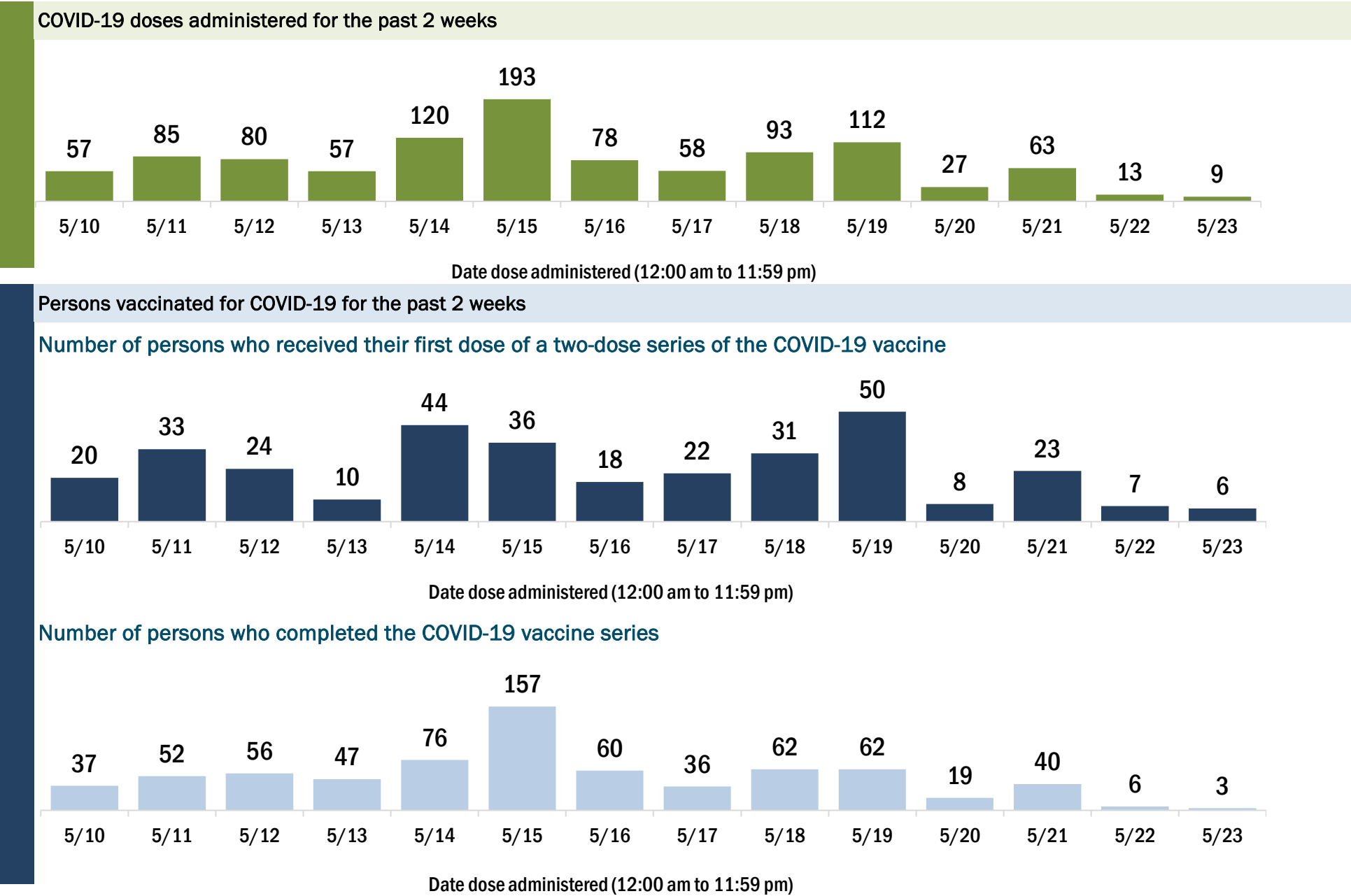
Data in this report are provisional and subject to change.

Data in this summary pertain to COVID-19 vaccines approved by the U.S. Food and Drug Administration and have been issued an Emergency Use Authorization (Janssen COVID-19 Vaccine, Moderna COVID-19 Vaccine and Pfizer-BioNTech COVID-19 Vaccine). These data summarize the number of people who have received either their first dose or have completed the series for a COVID-19 vaccine. **A person can only be counted in one category, first dose or series complete.** For persons receiving Moderna or Pfizer vaccines, once they receive their second dose, they are moved from the first dose column to the series completed column. **Because of this, the total first dose category may show a change from report to report not matching the total receiving their first dose from the previous day.** Persons receiving Johnson & Johnson vaccines will always be counted in the series completed column.

COVID-19 doses for vaccinated persons in Florida	
Doses administered	12,453
People receiving one dose of a 1-dose series (Johnson & Johnson) or receiving only one dose of a 2-dose series (Moderna, Pfizer) count once. Persons receiving both doses of a 2-dose series count twice.	

Current status of persons vaccinated for COVID-19 in Florida	
Total people vaccinated	7,308
First dose	1,708
Series completed	5,600
Completed 1-dose series	455
Completed 2-dose series	5,145
First dose: current number of people who have only received their first dose of the Moderna or Pfizer vaccine.	
Series complete: current number of people who have received both Moderna or Pfizer vaccine doses or one Johnson & Johnson dose and are considered fully immunized.	

Demographic summary	First dose	Series complete	Total people vaccinated
Age group	1,708	5,600	7,308
12-14 years	11	0	11
15-24 years	148	254	402
25-34 years	200	429	629
35-44 years	301	440	741
45-54 years	353	655	1,008
55-64 years	351	1,000	1,351
65-74 years	228	1,533	1,761
75-84 years	91	1,006	1,097
85+ years	25	283	308
Race	1,708	5,600	7,308
White	1,093	4,524	5,617
Black	327	232	559
American Indian/Alaskan	5	28	33
Other	216	570	786
Unknown	67	246	313
Other race includes Asian, native Hawaiian/Pacific Islander, or other.			
Ethnicity	1,708	5,600	7,308
Hispanic	441	1,364	1,805
Non-Hispanic	956	3,593	4,549
Unknown	311	643	954
Gender	1,708	5,600	7,308
Female	580	2,819	3,399
Male	1,127	2,779	3,906
Unknown	1	2	3



# COVID-19: Hendry County vaccine summary

Vaccination data through May 23, 2021 as of May 24, 2021 at 12:05 AM

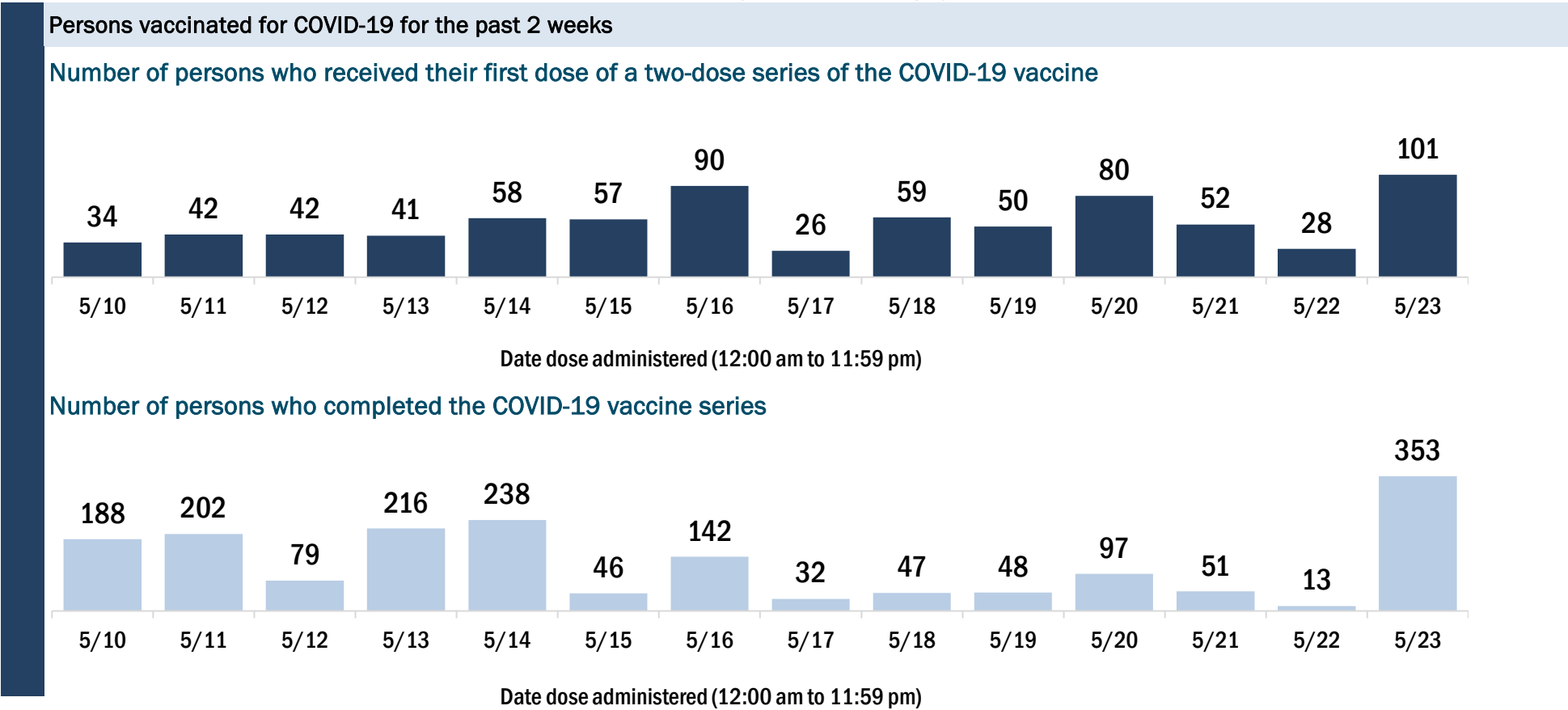
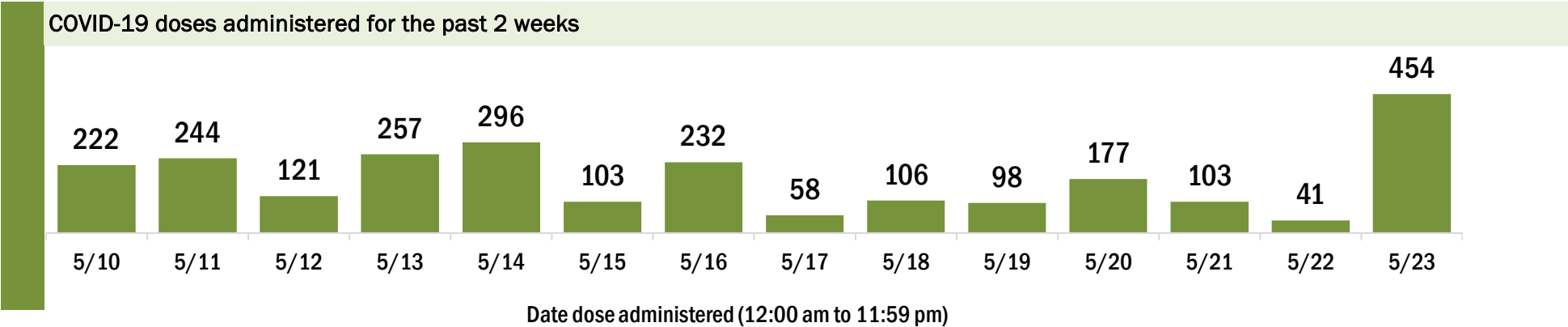
Data in this report are provisional and subject to change.

Data in this summary pertain to COVID-19 vaccines approved by the U.S. Food and Drug Administration and have been issued an Emergency Use Authorization (Janssen COVID-19 Vaccine, Moderna COVID-19 Vaccine and Pfizer-BioNTech COVID-19 Vaccine). These data summarize the number of people who have received either their first dose or have completed the series for a COVID-19 vaccine. **A person can only be counted in one category, first dose or series complete.** For persons receiving Moderna or Pfizer vaccines, once they receive their second dose, they are moved from the first dose column to the series completed column. **Because of this, the total first dose category may show a change from report to report not matching the total receiving their first dose from the previous day.** Persons receiving Johnson & Johnson vaccines will always be counted in the series completed column.

COVID-19 doses for vaccinated persons in Florida	
Doses administered	20,977
People receiving one dose of a 1-dose series (Johnson & Johnson) or receiving only one dose of a 2-dose series (Moderna, Pfizer) count once. Persons receiving both doses of a 2-dose series count twice.	

Current status of persons vaccinated for COVID-19 in Florida	
Total people vaccinated	12,441
First dose	2,397
Series completed	10,044
Completed 1-dose series	1,508
Completed 2-dose series	8,536
<b>First dose:</b> current number of people who have only received their first dose of the Moderna or Pfizer vaccine.	
<b>Series complete:</b> current number of people who have received both Moderna or Pfizer vaccine doses or one Johnson & Johnson dose and are considered fully immunized.	

Demographic summary	First dose	Series complete	Total people vaccinated
Age group	2,397	10,044	12,441
12-14 years	31	0	31
15-24 years	349	710	1,059
25-34 years	373	1,125	1,498
35-44 years	387	1,108	1,495
45-54 years	433	1,520	1,953
55-64 years	449	2,055	2,504
65-74 years	208	2,143	2,351
75-84 years	119	1,072	1,191
85+ years	48	311	359
Race	2,397	10,044	12,441
White	1,578	7,005	8,583
Black	145	656	801
American Indian/Alaskan	4	22	26
Other	425	1,497	1,922
Unknown	245	864	1,109
Other race includes Asian, native Hawaiian/Pacific Islander, or other.			
Ethnicity	2,397	10,044	12,441
Hispanic	1,186	4,090	5,276
Non-Hispanic	589	3,348	3,937
Unknown	622	2,606	3,228
Gender	2,397	10,044	12,441
Female	1,123	4,571	5,694
Male	1,273	5,470	6,743
Unknown	1	3	4



# COVID-19: Hernando County vaccine summary

Vaccination data through May 23, 2021 as of May 24, 2021 at 12:05 AM

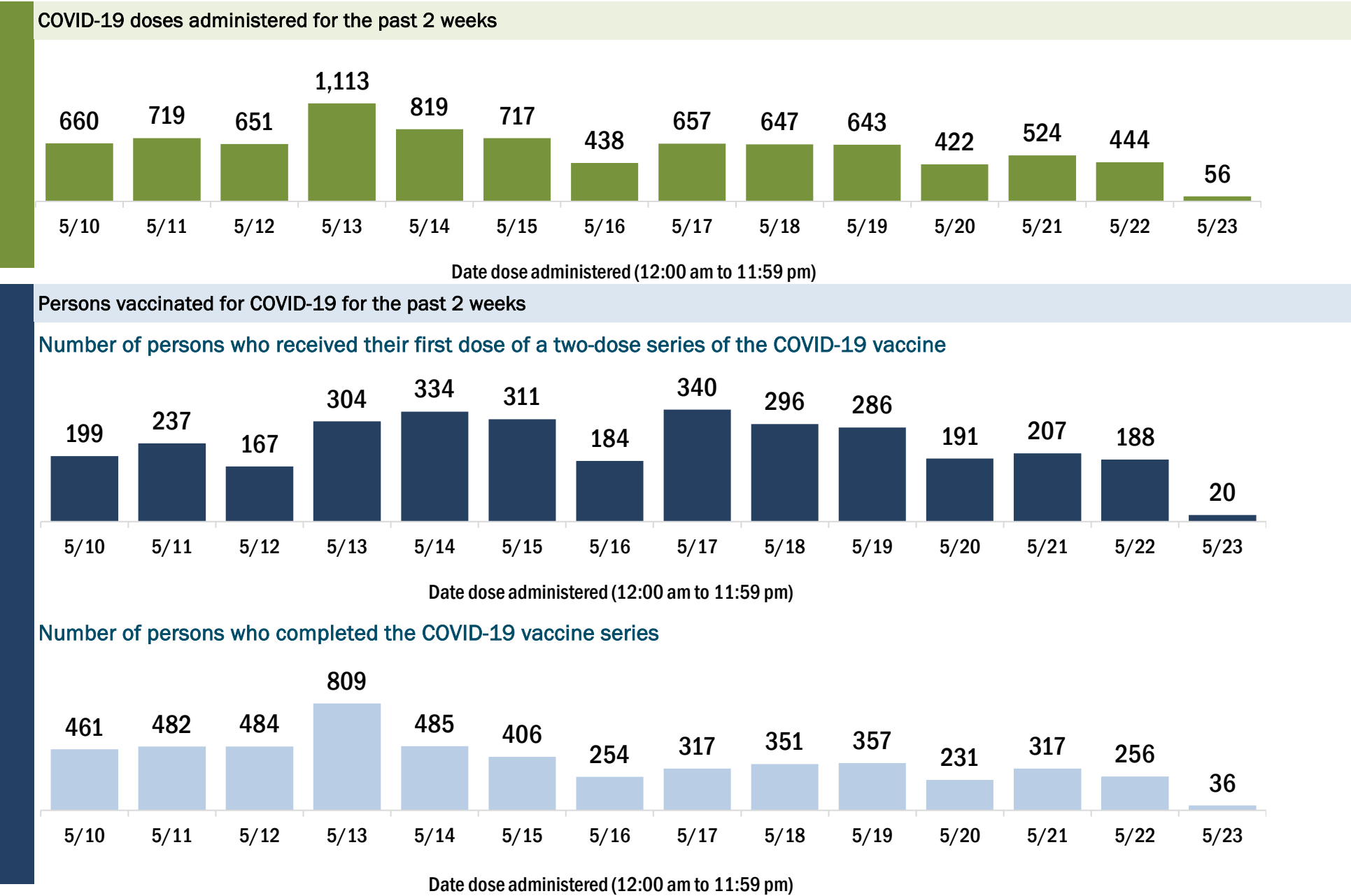
Data in this report are provisional and subject to change.

Data in this summary pertain to COVID-19 vaccines approved by the U.S. Food and Drug Administration and have been issued an Emergency Use Authorization (Janssen COVID-19 Vaccine, Moderna COVID-19 Vaccine and Pfizer-BioNTech COVID-19 Vaccine). These data summarize the number of people who have received either their first dose or have completed the series for a COVID-19 vaccine. **A person can only be counted in one category, first dose or series complete.** For persons receiving Moderna or Pfizer vaccines, once they receive their second dose, they are moved from the first dose column to the series completed column. **Because of this, the total first dose category may show a change from report to report not matching the total receiving their first dose from the previous day.** Persons receiving Johnson & Johnson vaccines will always be counted in the series completed column.

COVID-19 doses for vaccinated persons in Florida	
Doses administered	131,636
People receiving one dose of a 1-dose series (Johnson & Johnson) or receiving only one dose of a 2-dose series (Moderna, Pfizer) count once. Persons receiving both doses of a 2-dose series count twice.	

Current status of persons vaccinated for COVID-19 in Florida	
Total people vaccinated	75,579
First dose	13,447
Series completed	62,132
Completed 1-dose series	6,075
Completed 2-dose series	56,057
First dose: current number of people who have only received their first dose of the Moderna or Pfizer vaccine.	
Series complete: current number of people who have received both Moderna or Pfizer vaccine doses or one Johnson & Johnson dose and are considered fully immunized.	

Demographic summary	First dose	Series complete	Total people vaccinated
Age group	13,447	62,132	75,579
12-14 years	272	0	272
15-24 years	1,271	2,033	3,304
25-34 years	1,171	2,746	3,917
35-44 years	1,457	3,925	5,382
45-54 years	1,854	6,707	8,561
55-64 years	2,592	12,200	14,792
65-74 years	2,463	18,779	21,242
75-84 years	1,661	12,003	13,664
85+ years	706	3,739	4,445
Race	13,447	62,132	75,579
White	9,052	44,640	53,692
Black	480	1,728	2,208
American Indian/Alaskan	75	201	276
Other	1,262	4,500	5,762
Unknown	2,578	11,063	13,641
Other race includes Asian, native Hawaiian/Pacific Islander, or other.			
Ethnicity	13,447	62,132	75,579
Hispanic	1,349	3,784	5,133
Non-Hispanic	6,695	34,764	41,459
Unknown	5,403	23,584	28,987
Gender	13,447	62,132	75,579
Female	7,364	35,425	42,789
Male	6,071	26,670	32,741
Unknown	12	37	49





# COVID-19: Highlands County vaccine summary

Vaccination data through May 23, 2021 as of May 24, 2021 at 12:05 AM

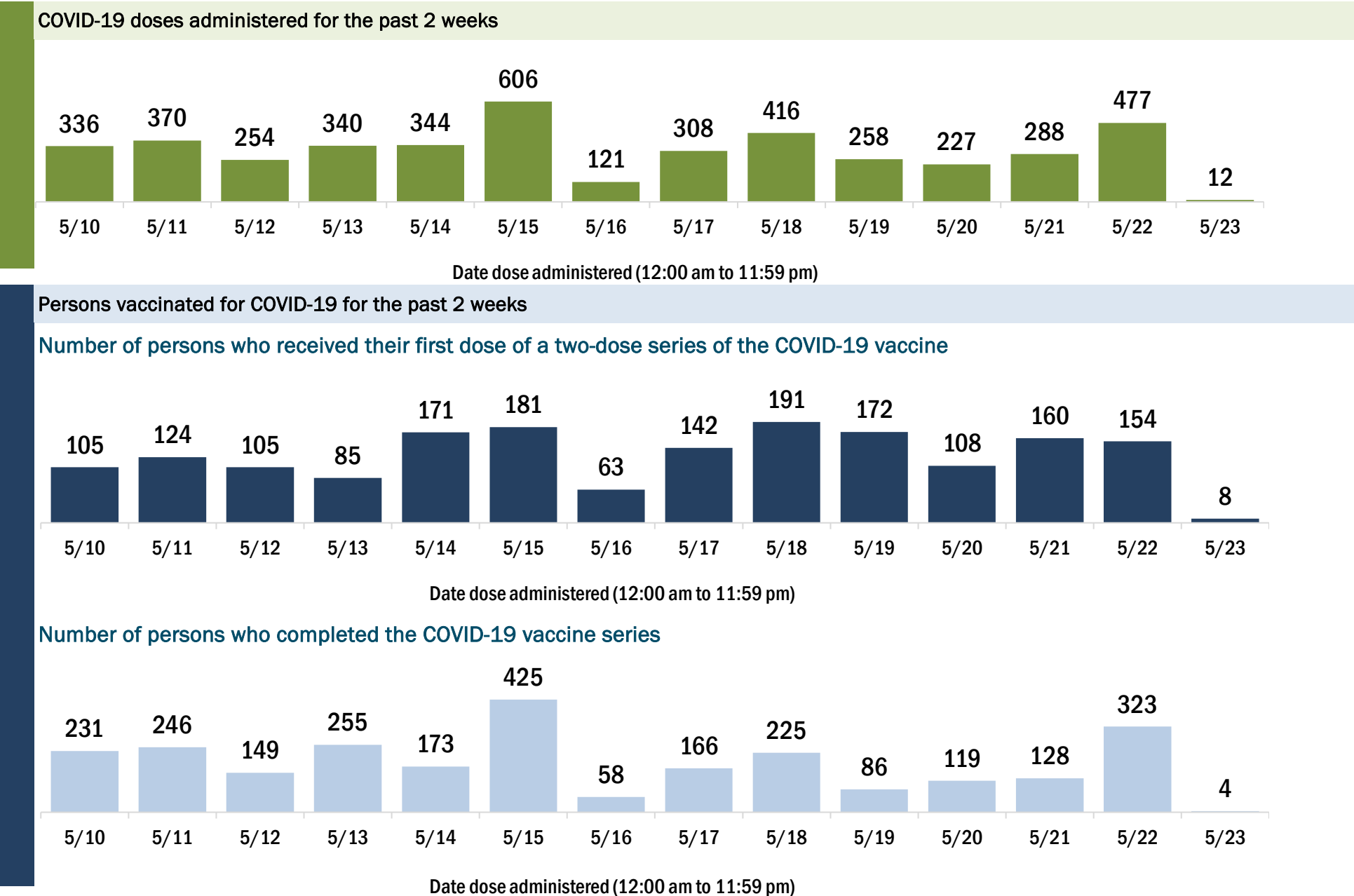
Data in this report are provisional and subject to change.

Data in this summary pertain to COVID-19 vaccines approved by the U.S. Food and Drug Administration and have been issued an Emergency Use Authorization (Janssen COVID-19 Vaccine, Moderna COVID-19 Vaccine and Pfizer-BioNTech COVID-19 Vaccine). These data summarize the number of people who have received either their first dose or have completed the series for a COVID-19 vaccine. **A person can only be counted in one category, first dose or series complete.** For persons receiving Moderna or Pfizer vaccines, once they receive their second dose, they are moved from the first dose column to the series completed column. **Because of this, the total first dose category may show a change from report to report not matching the total receiving their first dose from the previous day.** Persons receiving Johnson & Johnson vaccines will always be counted in the series completed column.

COVID-19 doses for vaccinated persons in Florida	
Doses administered	77,677
People receiving one dose of a 1-dose series (Johnson & Johnson) or receiving only one dose of a 2-dose series (Moderna, Pfizer) count once. Persons receiving both doses of a 2-dose series count twice.	

Current status of persons vaccinated for COVID-19 in Florida	
Total people vaccinated	45,548
First dose	11,804
Series completed	33,744
Completed 1-dose series	1,615
Completed 2-dose series	32,129
First dose: current number of people who have only received their first dose of the Moderna or Pfizer vaccine.	
Series complete: current number of people who have received both Moderna or Pfizer vaccine doses or one Johnson & Johnson dose and are considered fully immunized.	

Demographic summary	First dose	Series complete	Total people vaccinated
Age group	11,804	33,744	45,548
12-14 years	88	0	88
15-24 years	513	766	1,279
25-34 years	532	1,166	1,698
35-44 years	743	1,428	2,171
45-54 years	1,039	2,433	3,472
55-64 years	1,909	5,704	7,613
65-74 years	3,423	11,210	14,633
75-84 years	2,700	8,603	11,303
85+ years	857	2,434	3,291
Race	11,804	33,744	45,548
White	8,860	27,224	36,084
Black	604	1,272	1,876
American Indian/Alaskan	123	243	366
Other	919	2,297	3,216
Unknown	1,298	2,708	4,006
Other race includes Asian, native Hawaiian/Pacific Islander, or other.			
Ethnicity	11,804	33,744	45,548
Hispanic	1,605	3,089	4,694
Non-Hispanic	6,948	24,034	30,982
Unknown	3,251	6,621	9,872
Gender	11,804	33,744	45,548
Female	6,141	18,194	24,335
Male	5,644	15,532	21,176
Unknown	19	18	37



# COVID-19: Hillsborough County vaccine summary

Vaccination data through May 23, 2021 as of May 24, 2021 at 12:05 AM

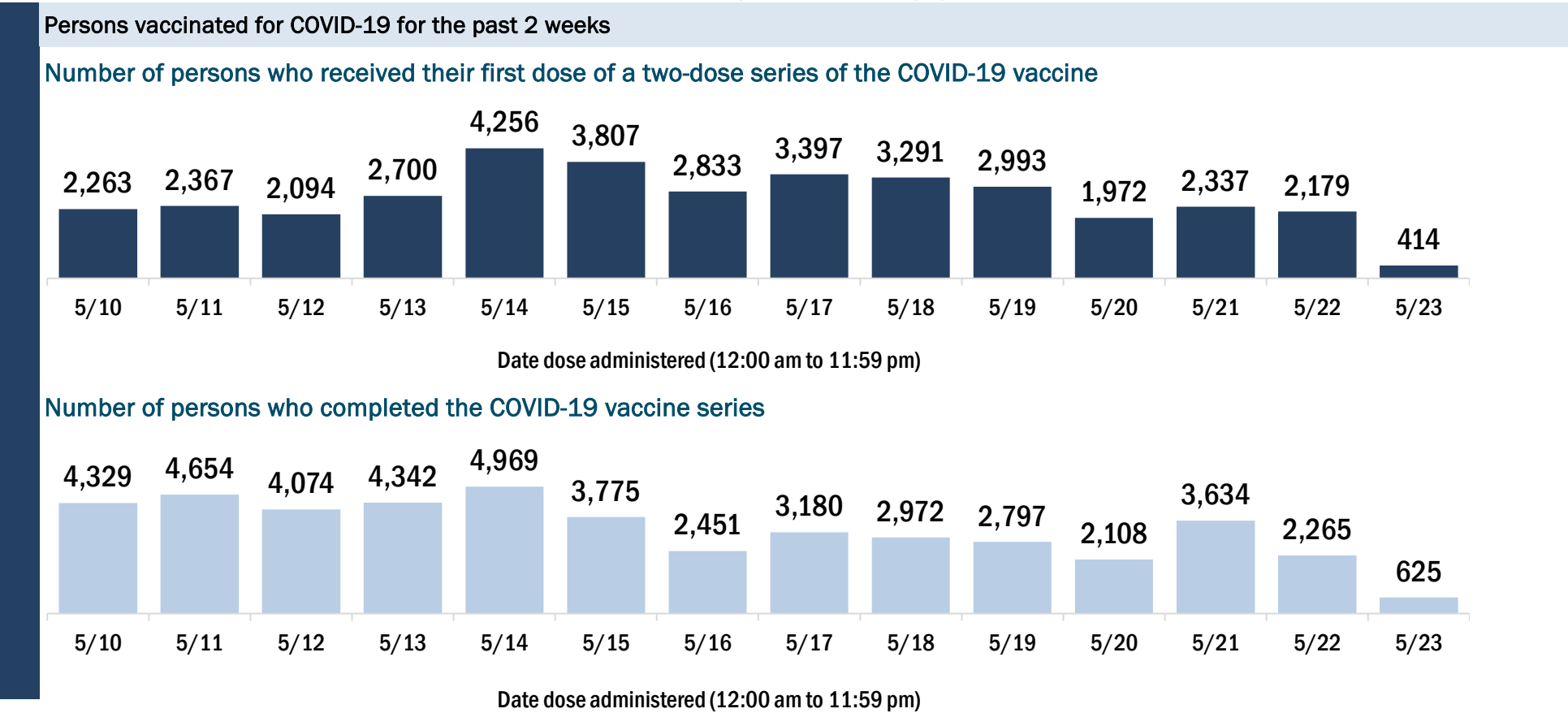
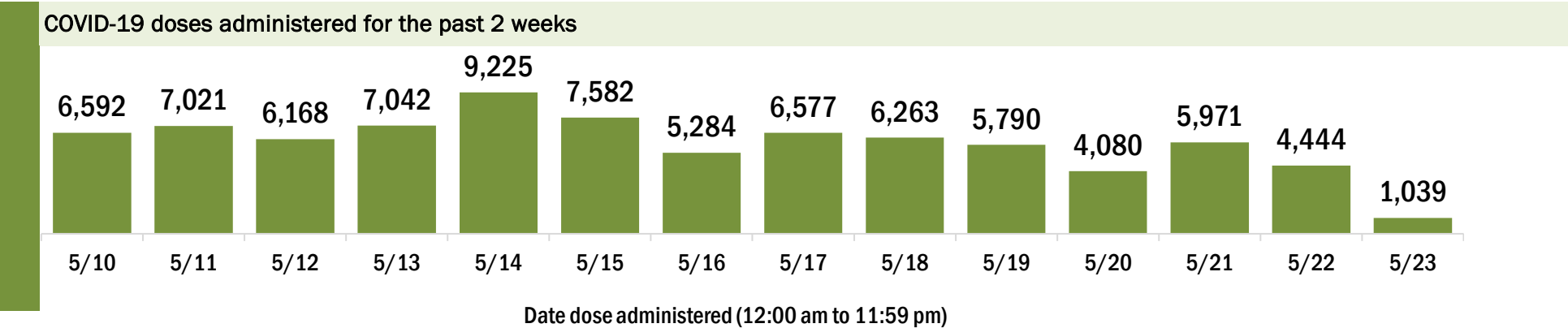
Data in this report are provisional and subject to change.

Data in this summary pertain to COVID-19 vaccines approved by the U.S. Food and Drug Administration and have been issued an Emergency Use Authorization (Janssen COVID-19 Vaccine, Moderna COVID-19 Vaccine and Pfizer-BioNTech COVID-19 Vaccine). These data summarize the number of people who have received either their first dose or have completed the series for a COVID-19 vaccine. **A person can only be counted in one category, first dose or series complete.** For persons receiving Moderna or Pfizer vaccines, once they receive their second dose, they are moved from the first dose column to the series completed column. **Because of this, the total first dose category may show a change from report to report not matching the total receiving their first dose from the previous day.** Persons receiving Johnson & Johnson vaccines will always be counted in the series completed column.

COVID-19 doses for vaccinated persons in Florida	
Doses administered	1,015,865
People receiving one dose of a 1-dose series (Johnson & Johnson) or receiving only one dose of a 2-dose series (Moderna, Pfizer) count once. Persons receiving both doses of a 2-dose series count twice.	

Current status of persons vaccinated for COVID-19 in Florida	
Total people vaccinated	612,021
First dose	148,740
Series completed	463,281
Completed 1-dose series	59,437
Completed 2-dose series	403,844
First dose: current number of people who have only received their first dose of the Moderna or Pfizer vaccine.	
Series complete: current number of people who have received both Moderna or Pfizer vaccine doses or one Johnson & Johnson dose and are considered fully immunized.	

Demographic summary	First dose	Series complete	Total people vaccinated
Age group	148,740	463,281	612,021
12-14 years	4,989	0	4,989
15-24 years	17,962	37,446	55,408
25-34 years	18,903	56,206	75,109
35-44 years	19,300	68,285	87,585
45-54 years	19,120	81,051	100,171
55-64 years	19,560	94,290	113,850
65-74 years	28,999	75,501	104,500
75-84 years	14,949	37,273	52,222
85+ years	4,958	13,229	18,187
Race	148,740	463,281	612,021
White	90,265	296,557	386,822
Black	11,990	31,758	43,748
American Indian/Alaskan	746	1,293	2,039
Other	22,092	65,343	87,435
Unknown	23,647	68,330	91,977
Other race includes Asian, native Hawaiian/Pacific Islander, or other.			
Ethnicity	148,740	463,281	612,021
Hispanic	27,375	53,112	80,487
Non-Hispanic	70,592	260,753	331,345
Unknown	50,773	149,416	200,189
Gender	148,740	463,281	612,021
Female	78,287	255,384	333,671
Male	70,235	207,590	277,825
Unknown	218	307	525



# COVID-19: Holmes County vaccine summary

Vaccination data through May 23, 2021 as of May 24, 2021 at 12:05 AM

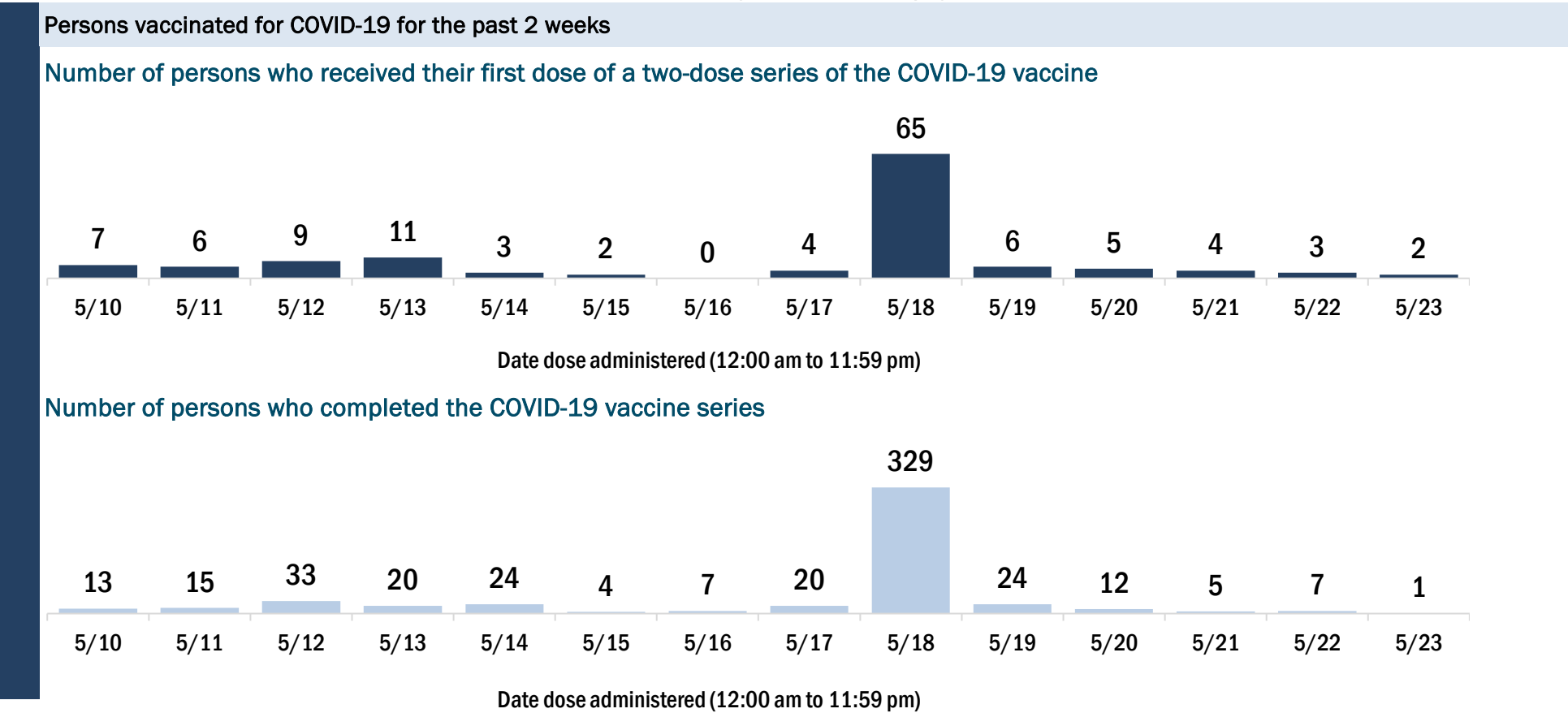
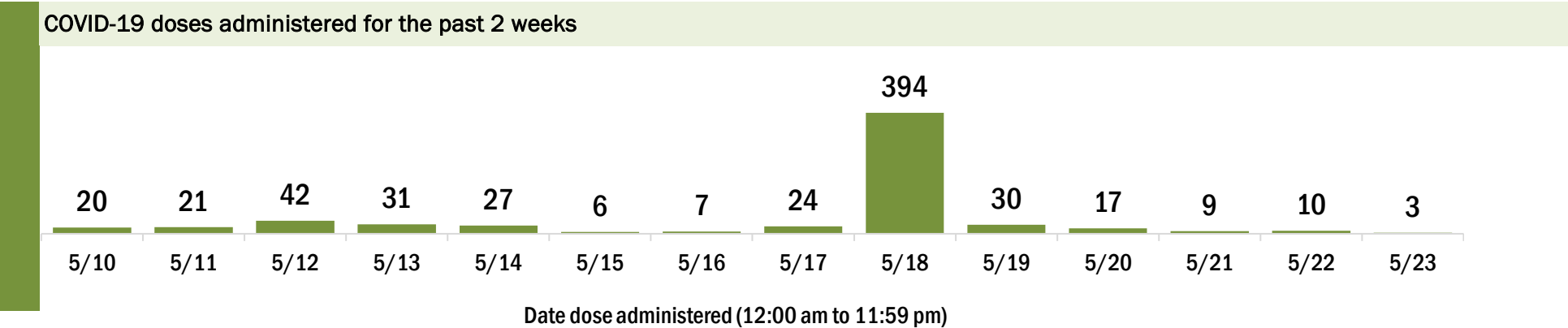
Data in this report are provisional and subject to change.

Data in this summary pertain to COVID-19 vaccines approved by the U.S. Food and Drug Administration and have been issued an Emergency Use Authorization (Janssen COVID-19 Vaccine, Moderna COVID-19 Vaccine and Pfizer-BioNTech COVID-19 Vaccine). These data summarize the number of people who have received either their first dose or have completed the series for a COVID-19 vaccine. **A person can only be counted in one category, first dose or series complete.** For persons receiving Moderna or Pfizer vaccines, once they receive their second dose, they are moved from the first dose column to the series completed column. **Because of this, the total first dose category may show a change from report to report not matching the total receiving their first dose from the previous day.** Persons receiving Johnson & Johnson vaccines will always be counted in the series completed column.

COVID-19 doses for vaccinated persons in Florida	
Doses administered	7,229
People receiving one dose of a 1-dose series (Johnson & Johnson) or receiving only one dose of a 2-dose series (Moderna, Pfizer) count once. Persons receiving both doses of a 2-dose series count twice.	

Current status of persons vaccinated for COVID-19 in Florida	
Total people vaccinated	4,054
First dose	556
Series completed	3,498
Completed 1-dose series	323
Completed 2-dose series	3,175
First dose: current number of people who have only received their first dose of the Moderna or Pfizer vaccine.	
Series complete: current number of people who have received both Moderna or Pfizer vaccine doses or one Johnson & Johnson dose and are considered fully immunized.	

Demographic summary	First dose	Series complete	Total people vaccinated
Age group	556	3,498	4,054
12-14 years	1	0	1
15-24 years	34	87	121
25-34 years	63	179	242
35-44 years	83	252	335
45-54 years	84	388	472
55-64 years	112	725	837
65-74 years	98	1,020	1,118
75-84 years	60	668	728
85+ years	21	179	200
Race	556	3,498	4,054
White	415	2,960	3,375
Black	67	210	277
American Indian/Alaskan	5	34	39
Other	37	200	237
Unknown	32	94	126
Other race includes Asian, native Hawaiian/Pacific Islander, or other.			
Ethnicity	556	3,498	4,054
Hispanic	14	71	85
Non-Hispanic	416	2,969	3,385
Unknown	126	458	584
Gender	556	3,498	4,054
Female	249	1,741	1,990
Male	307	1,757	2,064
Unknown	0	0	0



# COVID-19: Indian River County vaccine summary

Vaccination data through May 23, 2021 as of May 24, 2021 at 12:05 AM

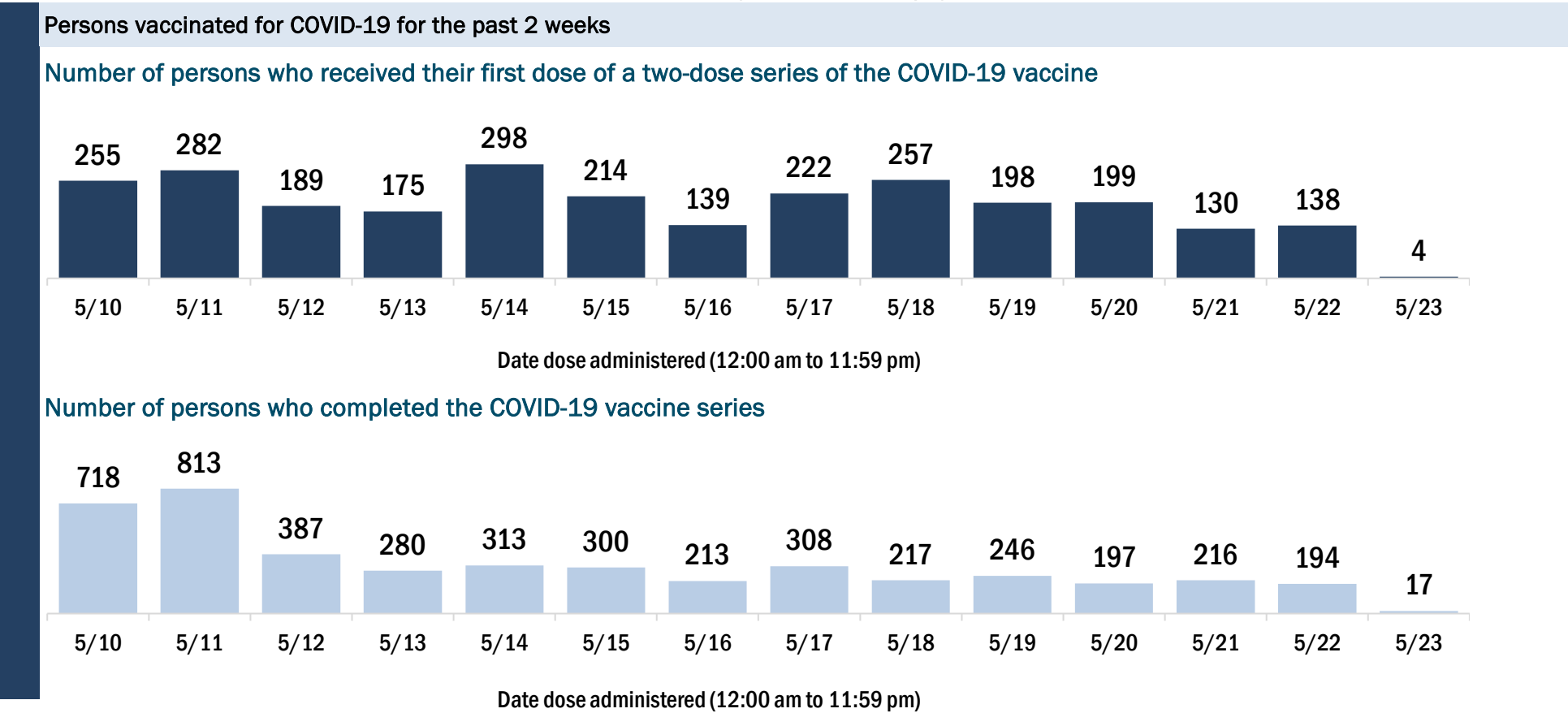
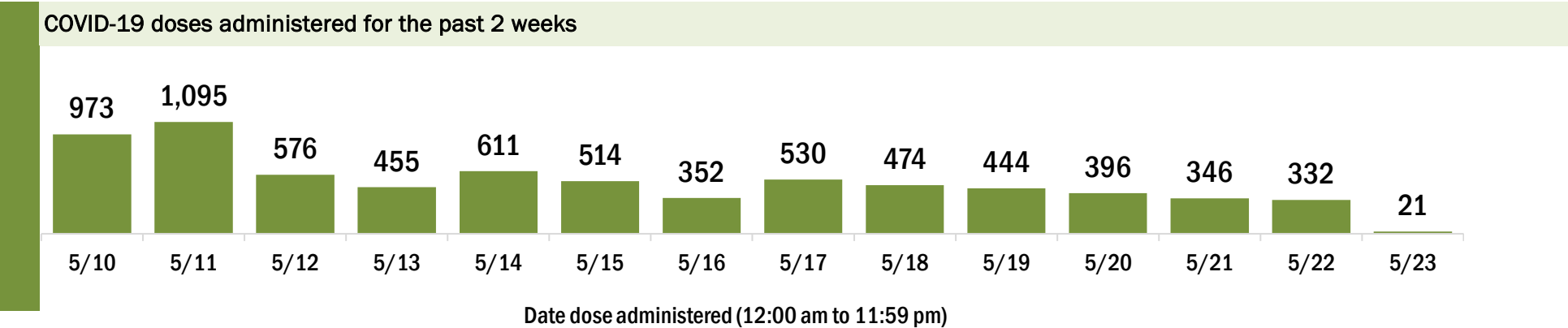
Data in this report are provisional and subject to change.

Data in this summary pertain to COVID-19 vaccines approved by the U.S. Food and Drug Administration and have been issued an Emergency Use Authorization (Janssen COVID-19 Vaccine, Moderna COVID-19 Vaccine and Pfizer-BioNTech COVID-19 Vaccine). These data summarize the number of people who have received either their first dose or have completed the series for a COVID-19 vaccine. **A person can only be counted in one category, first dose or series complete.** For persons receiving Moderna or Pfizer vaccines, once they receive their second dose, they are moved from the first dose column to the series completed column. **Because of this, the total first dose category may show a change from report to report not matching the total receiving their first dose from the previous day.** Persons receiving Johnson & Johnson vaccines will always be counted in the series completed column.

COVID-19 doses for vaccinated persons in Florida	
Doses administered	152,015
People receiving one dose of a 1-dose series (Johnson & Johnson) or receiving only one dose of a 2-dose series (Moderna, Pfizer) count once. Persons receiving both doses of a 2-dose series count twice.	

Current status of persons vaccinated for COVID-19 in Florida	
Total people vaccinated	87,388
First dose	19,698
Series completed	67,690
Completed 1-dose series	3,063
Completed 2-dose series	64,627
First dose: current number of people who have only received their first dose of the Moderna or Pfizer vaccine.	
Series complete: current number of people who have received both Moderna or Pfizer vaccine doses or one Johnson & Johnson dose and are considered fully immunized.	

Demographic summary	First dose	Series complete	Total people vaccinated
Age group	19,698	67,690	87,388
12-14 years	222	0	222
15-24 years	1,268	1,926	3,194
25-34 years	1,356	2,642	3,998
35-44 years	1,511	3,589	5,100
45-54 years	2,083	6,100	8,183
55-64 years	3,671	13,107	16,778
65-74 years	4,533	21,971	26,504
75-84 years	3,498	13,735	17,233
85+ years	1,556	4,620	6,176
Race	19,698	67,690	87,388
White	14,115	49,090	63,205
Black	1,094	2,188	3,282
American Indian/Alaskan	139	334	473
Other	1,574	5,118	6,692
Unknown	2,776	10,960	13,736
Other race includes Asian, native Hawaiian/Pacific Islander, or other.			
Ethnicity	19,698	67,690	87,388
Hispanic	2,058	3,282	5,340
Non-Hispanic	9,486	40,983	50,469
Unknown	8,154	23,425	31,579
Gender	19,698	67,690	87,388
Female	10,466	37,546	48,012
Male	9,205	30,108	39,313
Unknown	27	36	63





# COVID-19: Jackson County vaccine summary

Vaccination data through May 23, 2021 as of May 24, 2021 at 12:05 AM

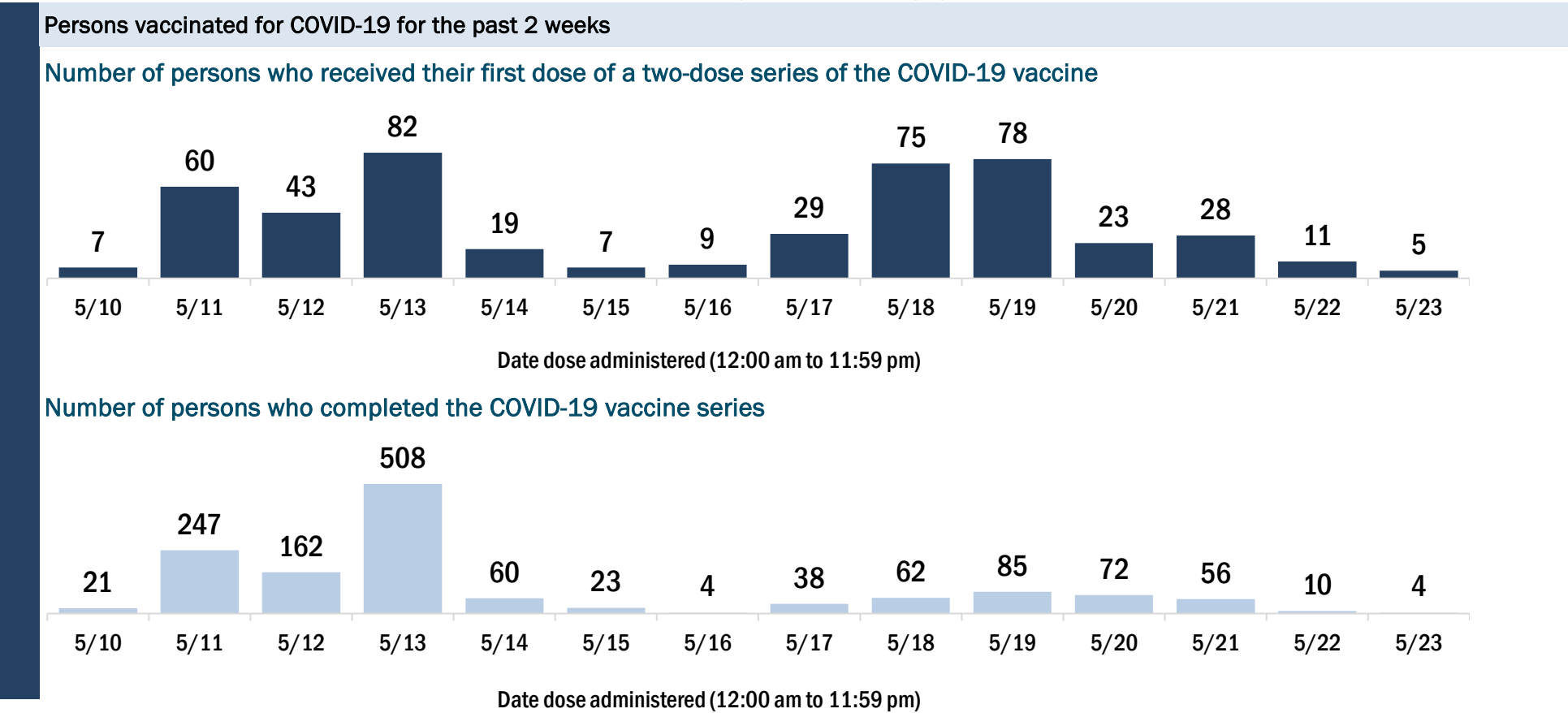
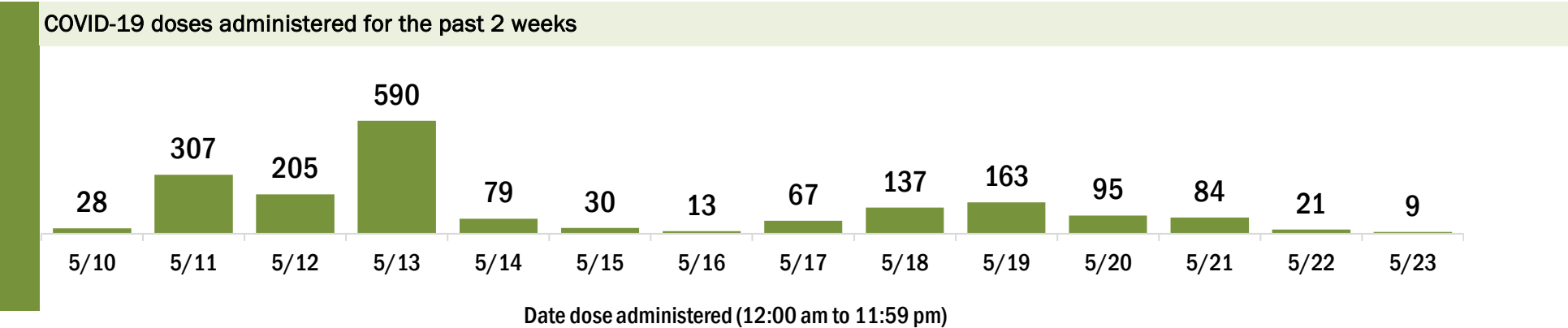
Data in this report are provisional and subject to change.

Data in this summary pertain to COVID-19 vaccines approved by the U.S. Food and Drug Administration and have been issued an Emergency Use Authorization (Janssen COVID-19 Vaccine, Moderna COVID-19 Vaccine and Pfizer-BioNTech COVID-19 Vaccine). These data summarize the number of people who have received either their first dose or have completed the series for a COVID-19 vaccine. **A person can only be counted in one category, first dose or series complete.** For persons receiving Moderna or Pfizer vaccines, once they receive their second dose, they are moved from the first dose column to the series completed column. **Because of this, the total first dose category may show a change from report to report not matching the total receiving their first dose from the previous day.** Persons receiving Johnson & Johnson vaccines will always be counted in the series completed column.

COVID-19 doses for vaccinated persons in Florida	
Doses administered	24,616
People receiving one dose of a 1-dose series (Johnson & Johnson) or receiving only one dose of a 2-dose series (Moderna, Pfizer) count once. Persons receiving both doses of a 2-dose series count twice.	

Current status of persons vaccinated for COVID-19 in Florida	
Total people vaccinated	13,920
First dose	2,226
Series completed	11,694
Completed 1-dose series	998
Completed 2-dose series	10,696
First dose: current number of people who have only received their first dose of the Moderna or Pfizer vaccine.	
Series complete: current number of people who have received both Moderna or Pfizer vaccine doses or one Johnson & Johnson dose and are considered fully immunized.	

Demographic summary	First dose	Series complete	Total people vaccinated
Age group	2,226	11,694	13,920
12-14 years	14	0	14
15-24 years	141	275	416
25-34 years	226	694	920
35-44 years	288	1,047	1,335
45-54 years	340	1,573	1,913
55-64 years	368	2,566	2,934
65-74 years	413	3,154	3,567
75-84 years	320	1,787	2,107
85+ years	116	598	714
Race	2,226	11,694	13,920
White	1,287	7,868	9,155
Black	542	2,705	3,247
American Indian/Alaskan	12	58	70
Other	116	510	626
Unknown	269	553	822
Other race includes Asian, native Hawaiian/Pacific Islander, or other.			
Ethnicity	2,226	11,694	13,920
Hispanic	83	327	410
Non-Hispanic	1,254	8,493	9,747
Unknown	889	2,874	3,763
Gender	2,226	11,694	13,920
Female	1,037	5,822	6,859
Male	1,188	5,872	7,060
Unknown	1	0	1



# COVID-19: Jefferson County vaccine summary

Vaccination data through May 23, 2021 as of May 24, 2021 at 12:05 AM

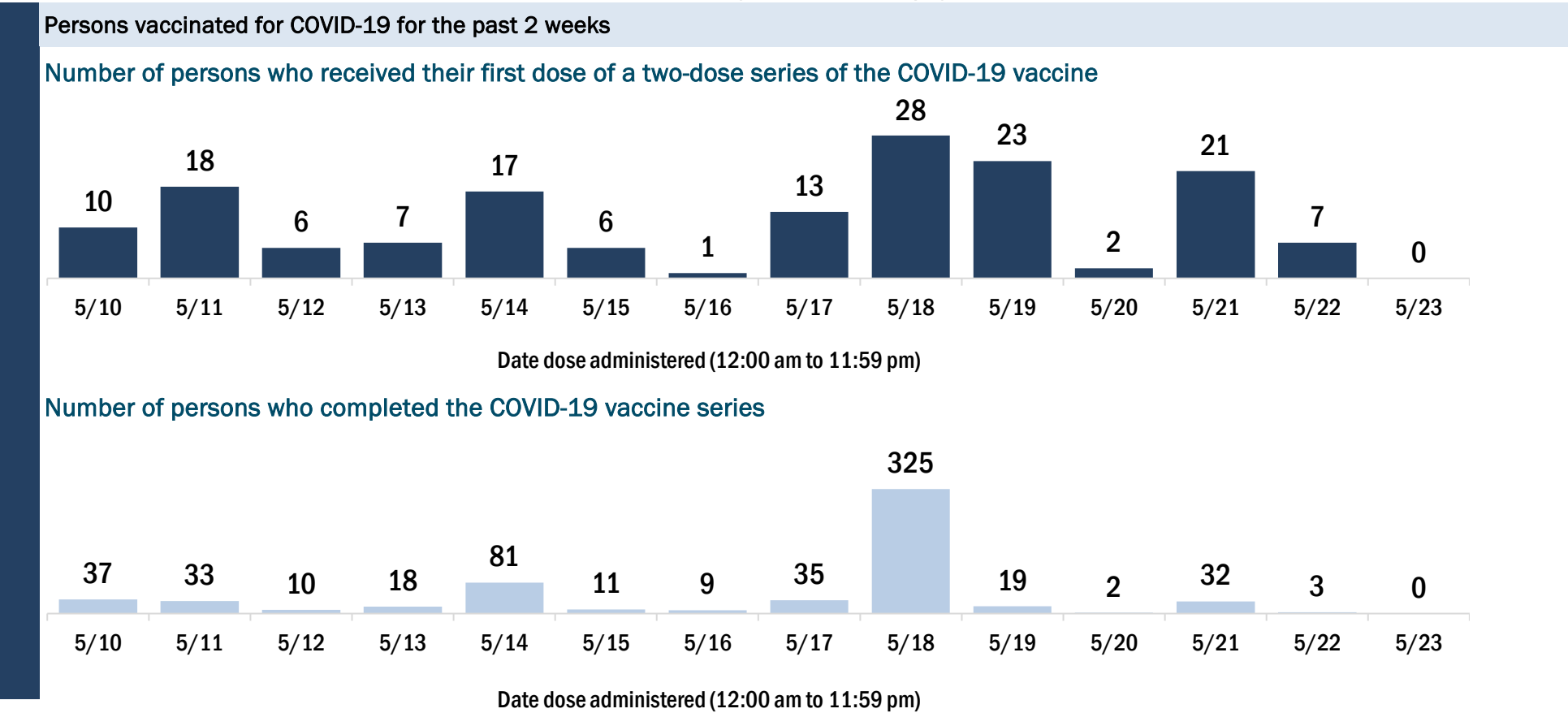
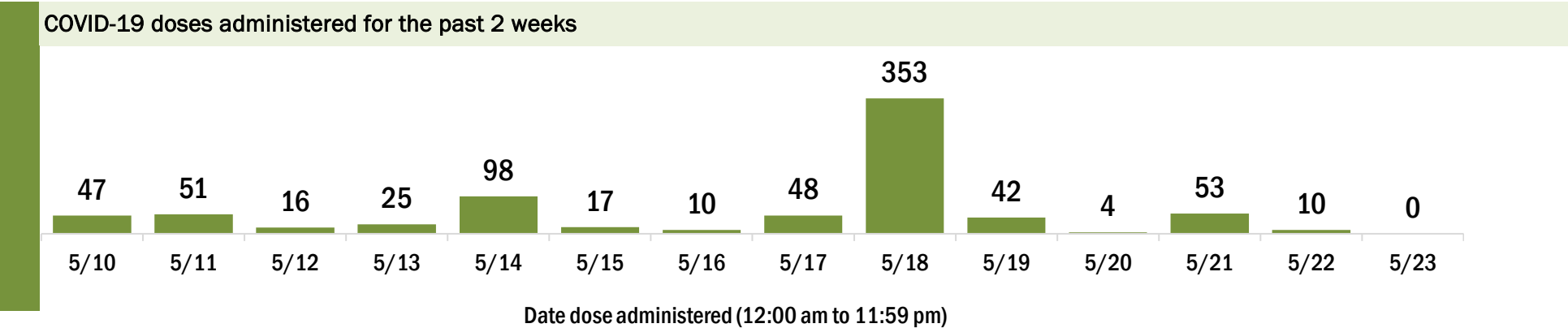
Data in this report are provisional and subject to change.

Data in this summary pertain to COVID-19 vaccines approved by the U.S. Food and Drug Administration and have been issued an Emergency Use Authorization (Janssen COVID-19 Vaccine, Moderna COVID-19 Vaccine and Pfizer-BioNTech COVID-19 Vaccine). These data summarize the number of people who have received either their first dose or have completed the series for a COVID-19 vaccine. **A person can only be counted in one category, first dose or series complete.** For persons receiving Moderna or Pfizer vaccines, once they receive their second dose, they are moved from the first dose column to the series completed column. **Because of this, the total first dose category may show a change from report to report not matching the total receiving their first dose from the previous day.** Persons receiving Johnson & Johnson vaccines will always be counted in the series completed column.

COVID-19 doses for vaccinated persons in Florida	
Doses administered	9,940
People receiving one dose of a 1-dose series (Johnson & Johnson) or receiving only one dose of a 2-dose series (Moderna, Pfizer) count once. Persons receiving both doses of a 2-dose series count twice.	

Current status of persons vaccinated for COVID-19 in Florida	
Total people vaccinated	5,469
First dose	654
Series completed	4,815
Completed 1-dose series	344
Completed 2-dose series	4,471
First dose: current number of people who have only received their first dose of the Moderna or Pfizer vaccine.	
Series complete: current number of people who have received both Moderna or Pfizer vaccine doses or one Johnson & Johnson dose and are considered fully immunized.	

Demographic summary	First dose	Series complete	Total people vaccinated
Age group	654	4,815	5,469
12-14 years	15	0	15
15-24 years	67	127	194
25-34 years	72	209	281
35-44 years	99	343	442
45-54 years	100	653	753
55-64 years	151	1,191	1,342
65-74 years	85	1,414	1,499
75-84 years	47	688	735
85+ years	18	190	208
Race	654	4,815	5,469
White	321	2,779	3,100
Black	209	1,158	1,367
American Indian/Alaskan	2	7	9
Other	63	584	647
Unknown	59	287	346
Other race includes Asian, native Hawaiian/Pacific Islander, or other.			
Ethnicity	654	4,815	5,469
Hispanic	16	115	131
Non-Hispanic	489	3,456	3,945
Unknown	149	1,244	1,393
Gender	654	4,815	5,469
Female	346	2,579	2,925
Male	308	2,236	2,544
Unknown	0	0	0



# COVID-19: Lafayette County vaccine summary

Vaccination data through May 23, 2021 as of May 24, 2021 at 12:05 AM

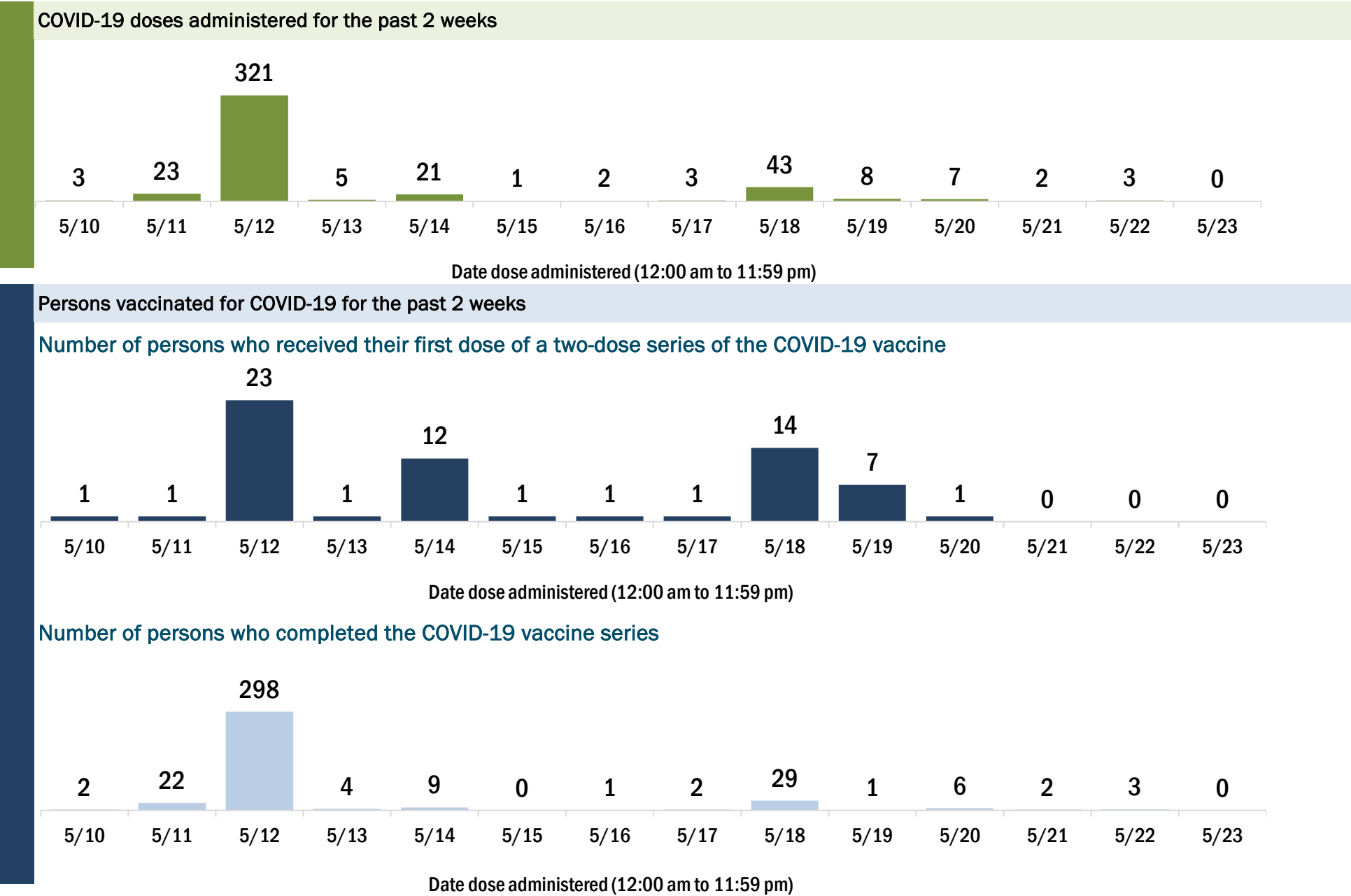
Data in this report are provisional and subject to change.

Data in this summary pertain to COVID-19 vaccines approved by the U.S. Food and Drug Administration and have been issued an Emergency Use Authorization (Janssen COVID-19 Vaccine, Moderna COVID-19 Vaccine and Pfizer-BioNTech COVID-19 Vaccine). These data summarize the number of people who have received either their first dose or have completed the series for a COVID-19 vaccine. **A person can only be counted in one category, first dose or series complete.** For persons receiving Moderna or Pfizer vaccines, once they receive their second dose, they are moved from the first dose column to the series completed column. **Because of this, the total first dose category may show a change from report to report not matching the total receiving their first dose from the previous day.** Persons receiving Johnson & Johnson vaccines will always be counted in the series completed column.

COVID-19 doses for vaccinated persons in Florida	
Doses administered	4,364
People receiving one dose of a 1-dose series (Johnson & Johnson) or receiving only one dose of a 2-dose series (Moderna, Pfizer) count once. Persons receiving both doses of a 2-dose series count twice.	

Current status of persons vaccinated for COVID-19 in Florida	
Total people vaccinated	2,421
First dose	376
Series completed	2,045
Completed 1-dose series	102
Completed 2-dose series	1,943
First dose: current number of people who have only received their first dose of the Moderna or Pfizer vaccine.	
Series complete: current number of people who have received both Moderna or Pfizer vaccine doses or one Johnson & Johnson dose and are considered fully immunized.	

Demographic summary	First dose	Series complete	Total people vaccinated
Age group	376	2,045	2,421
12-14 years	2	0	2
15-24 years	17	34	51
25-34 years	34	100	134
35-44 years	38	158	196
45-54 years	50	240	290
55-64 years	68	321	389
65-74 years	91	712	803
75-84 years	51	376	427
85+ years	25	104	129
Race	376	2,045	2,421
White	254	1,624	1,878
Black	31	178	209
American Indian/Alaskan	2	6	8
Other	29	120	149
Unknown	60	117	177
Other race includes Asian, native Hawaiian/Pacific Islander, or other.			
Ethnicity	376	2,045	2,421
Hispanic	27	107	134
Non-Hispanic	183	1,354	1,537
Unknown	166	584	750
Gender	376	2,045	2,421
Female	183	896	1,079
Male	192	1,149	1,341
Unknown	1	0	1



# COVID-19: Lake County vaccine summary

Vaccination data through May 23, 2021 as of May 24, 2021 at 12:05 AM

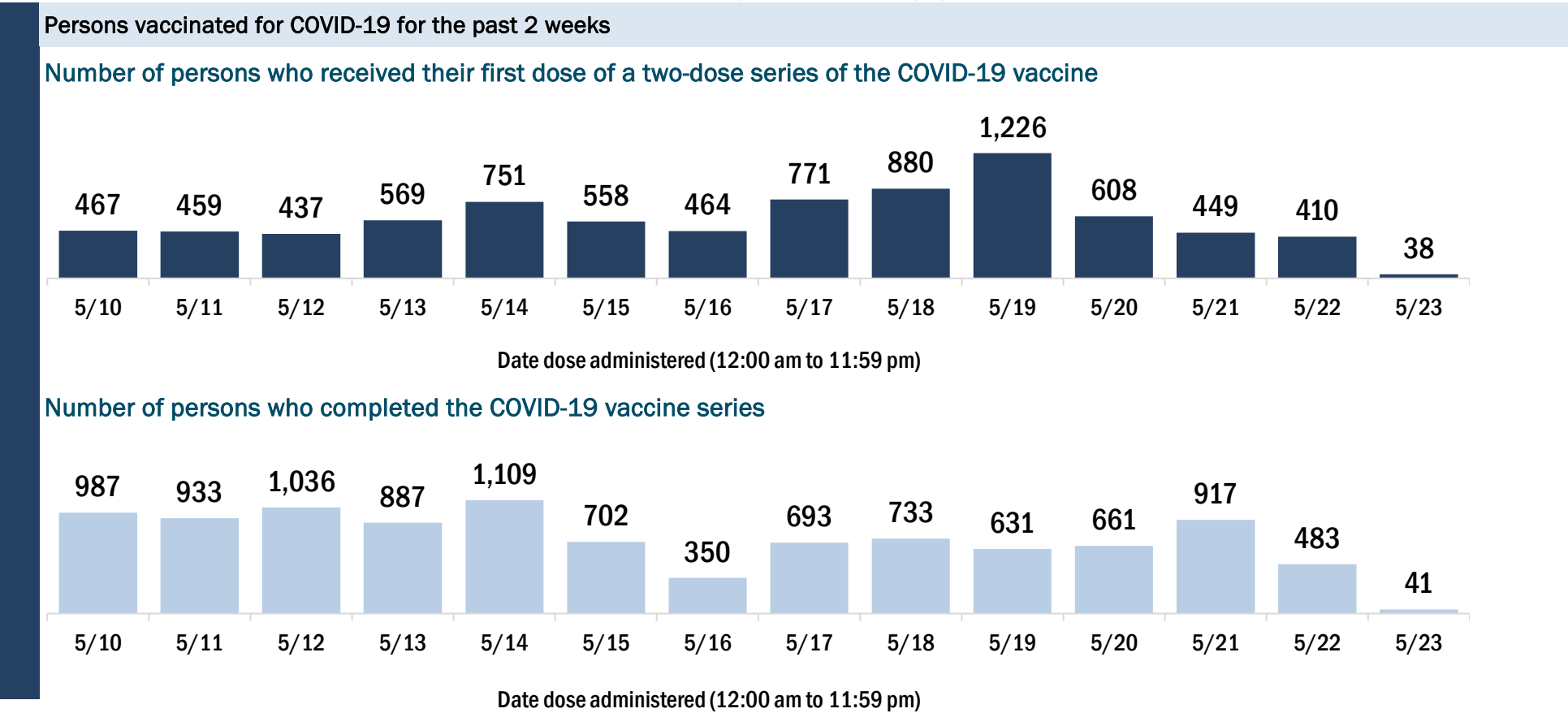
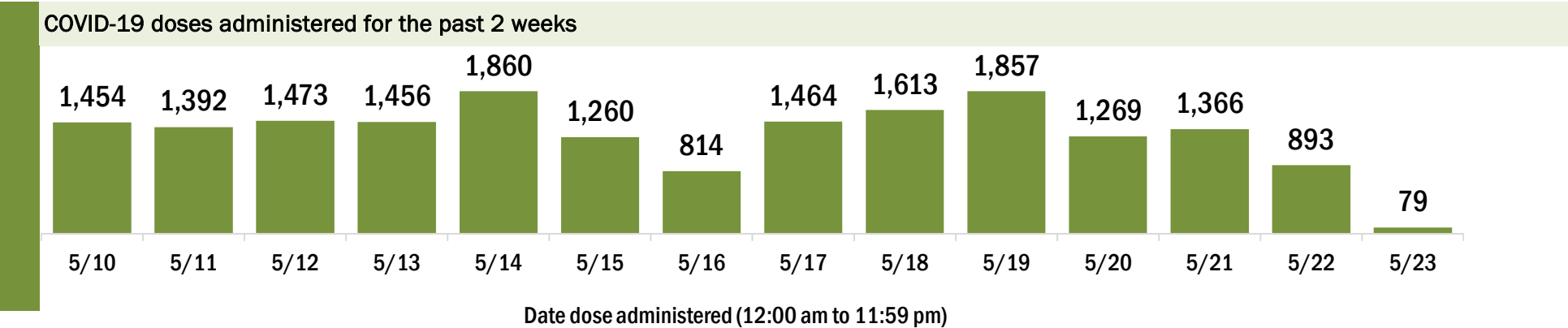
Data in this report are provisional and subject to change.

Data in this summary pertain to COVID-19 vaccines approved by the U.S. Food and Drug Administration and have been issued an Emergency Use Authorization (Janssen COVID-19 Vaccine, Moderna COVID-19 Vaccine and Pfizer-BioNTech COVID-19 Vaccine). These data summarize the number of people who have received either their first dose or have completed the series for a COVID-19 vaccine. **A person can only be counted in one category, first dose or series complete.** For persons receiving Moderna or Pfizer vaccines, once they receive their second dose, they are moved from the first dose column to the series completed column. **Because of this, the total first dose category may show a change from report to report not matching the total receiving their first dose from the previous day.** Persons receiving Johnson & Johnson vaccines will always be counted in the series completed column.

COVID-19 doses for vaccinated persons in Florida	
Doses administered	308,853
People receiving one dose of a 1-dose series (Johnson & Johnson) or receiving only one dose of a 2-dose series (Moderna, Pfizer) count once. Persons receiving both doses of a 2-dose series count twice.	

Current status of persons vaccinated for COVID-19 in Florida	
Total people vaccinated	172,931
First dose	28,559
Series completed	144,372
Completed 1-dose series	8,450
Completed 2-dose series	135,922
First dose: current number of people who have only received their first dose of the Moderna or Pfizer vaccine.	
Series complete: current number of people who have received both Moderna or Pfizer vaccine doses or one Johnson & Johnson dose and are considered fully immunized.	

Demographic summary	First dose	Series complete	Total people vaccinated
Age group	28,559	144,372	172,931
12-14 years	1,258	0	1,258
15-24 years	3,337	6,547	9,884
25-34 years	3,200	8,299	11,499
35-44 years	3,678	11,350	15,028
45-54 years	4,046	16,143	20,189
55-64 years	4,820	26,499	31,319
65-74 years	4,321	40,867	45,188
75-84 years	2,765	26,853	29,618
85+ years	1,134	7,814	8,948
Race	28,559	144,372	172,931
White	17,411	105,373	122,784
Black	2,130	8,009	10,139
American Indian/Alaskan	178	808	986
Other	3,611	13,325	16,936
Unknown	5,229	16,857	22,086
Other race includes Asian, native Hawaiian/Pacific Islander, or other.			
Ethnicity	28,559	144,372	172,931
Hispanic	4,160	12,504	16,664
Non-Hispanic	12,435	84,484	96,919
Unknown	11,964	47,384	59,348
Gender	28,559	144,372	172,931
Female	15,336	80,086	95,422
Male	13,178	64,172	77,350
Unknown	45	114	159





# COVID-19: Lee County vaccine summary

Vaccination data through May 23, 2021 as of May 24, 2021 at 12:05 AM

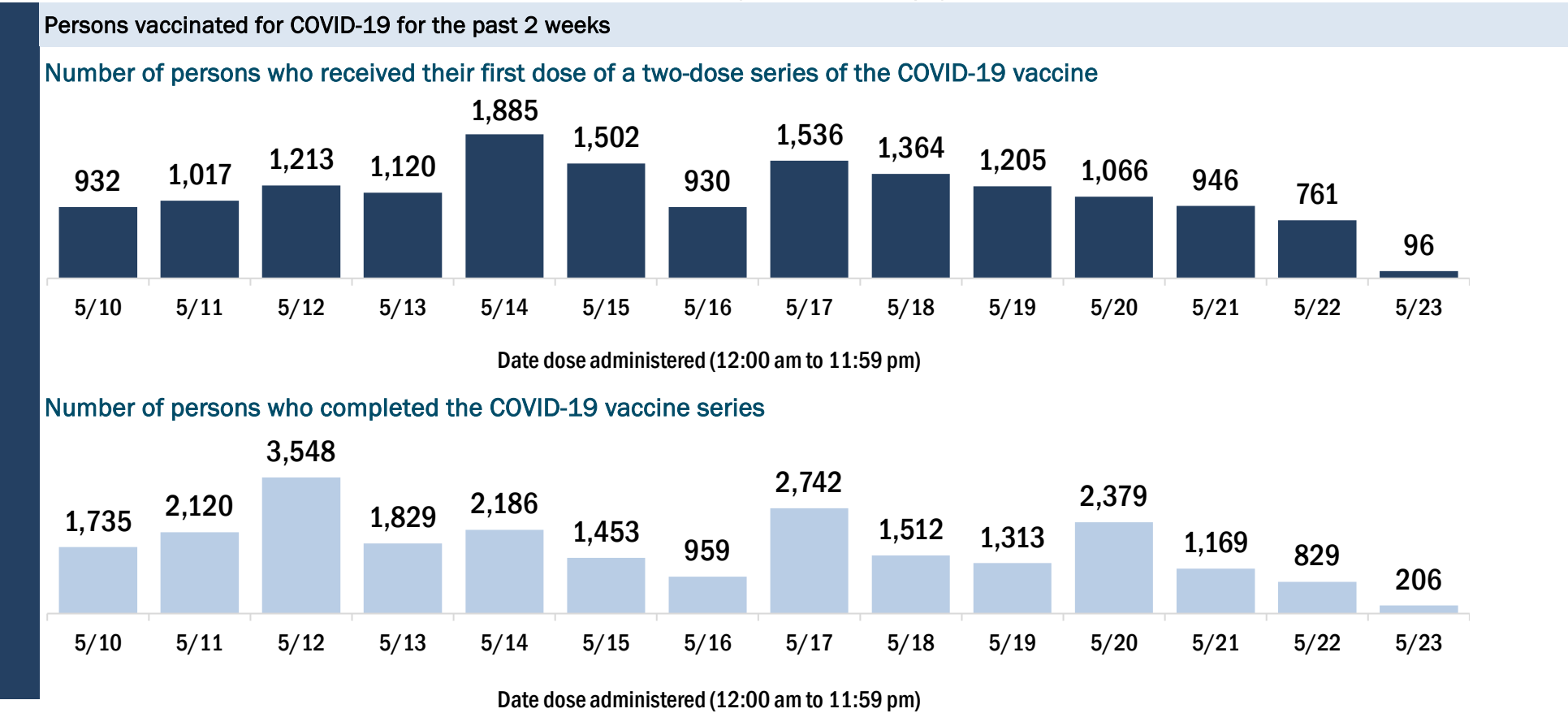
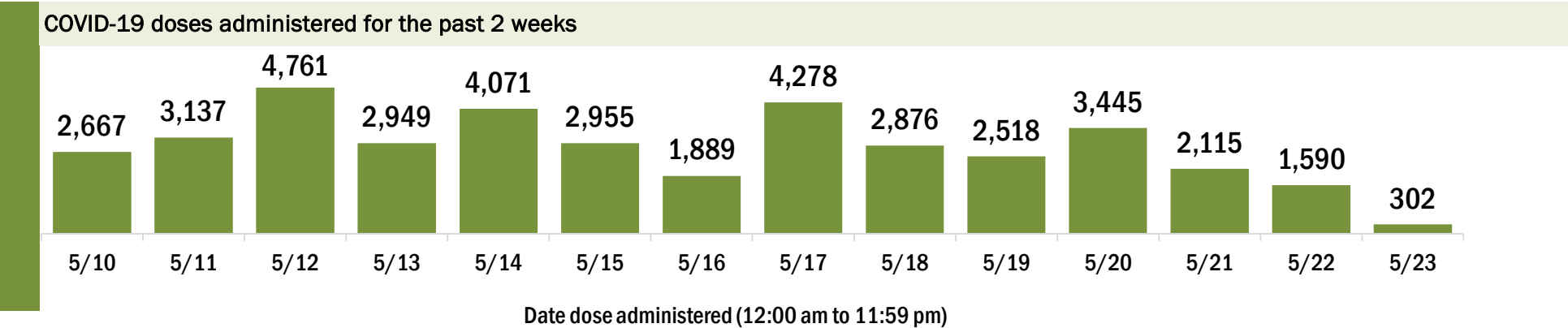
Data in this report are provisional and subject to change.

Data in this summary pertain to COVID-19 vaccines approved by the U.S. Food and Drug Administration and have been issued an Emergency Use Authorization (Janssen COVID-19 Vaccine, Moderna COVID-19 Vaccine and Pfizer-BioNTech COVID-19 Vaccine). These data summarize the number of people who have received either their first dose or have completed the series for a COVID-19 vaccine. **A person can only be counted in one category, first dose or series complete.** For persons receiving Moderna or Pfizer vaccines, once they receive their second dose, they are moved from the first dose column to the series completed column. **Because of this, the total first dose category may show a change from report to report not matching the total receiving their first dose from the previous day.** Persons receiving Johnson & Johnson vaccines will always be counted in the series completed column.

COVID-19 doses for vaccinated persons in Florida	
Doses administered	635,501
People receiving one dose of a 1-dose series (Johnson & Johnson) or receiving only one dose of a 2-dose series (Moderna, Pfizer) count once. Persons receiving both doses of a 2-dose series count twice.	

Current status of persons vaccinated for COVID-19 in Florida	
Total people vaccinated	358,976
First dose	64,507
Series completed	294,469
Completed 1-dose series	17,944
Completed 2-dose series	276,525
First dose: current number of people who have only received their first dose of the Moderna or Pfizer vaccine.	
Series complete: current number of people who have received both Moderna or Pfizer vaccine doses or one Johnson & Johnson dose and are considered fully immunized.	

Demographic summary	First dose	Series complete	Total people vaccinated
Age group	64,507	294,469	358,976
12-14 years	1,259	0	1,259
15-24 years	6,641	8,692	15,333
25-34 years	6,209	13,997	20,206
35-44 years	7,817	19,455	27,272
45-54 years	9,142	29,184	38,326
55-64 years	11,992	56,523	68,515
65-74 years	11,649	95,254	106,903
75-84 years	7,219	56,380	63,599
85+ years	2,579	14,984	17,563
Race	64,507	294,469	358,976
White	42,016	209,997	252,013
Black	3,066	7,992	11,058
American Indian/Alaskan	265	1,031	1,296
Other	6,871	20,987	27,858
Unknown	12,289	54,462	66,751
Other race includes Asian, native Hawaiian/Pacific Islander, or other.			
Ethnicity	64,507	294,469	358,976
Hispanic	12,419	27,083	39,502
Non-Hispanic	28,811	166,028	194,839
Unknown	23,277	101,358	124,635
Gender	64,507	294,469	358,976
Female	34,164	161,690	195,854
Male	30,177	132,323	162,500
Unknown	166	456	622



# COVID-19: Leon County vaccine summary

Vaccination data through May 23, 2021 as of May 24, 2021 at 12:05 AM

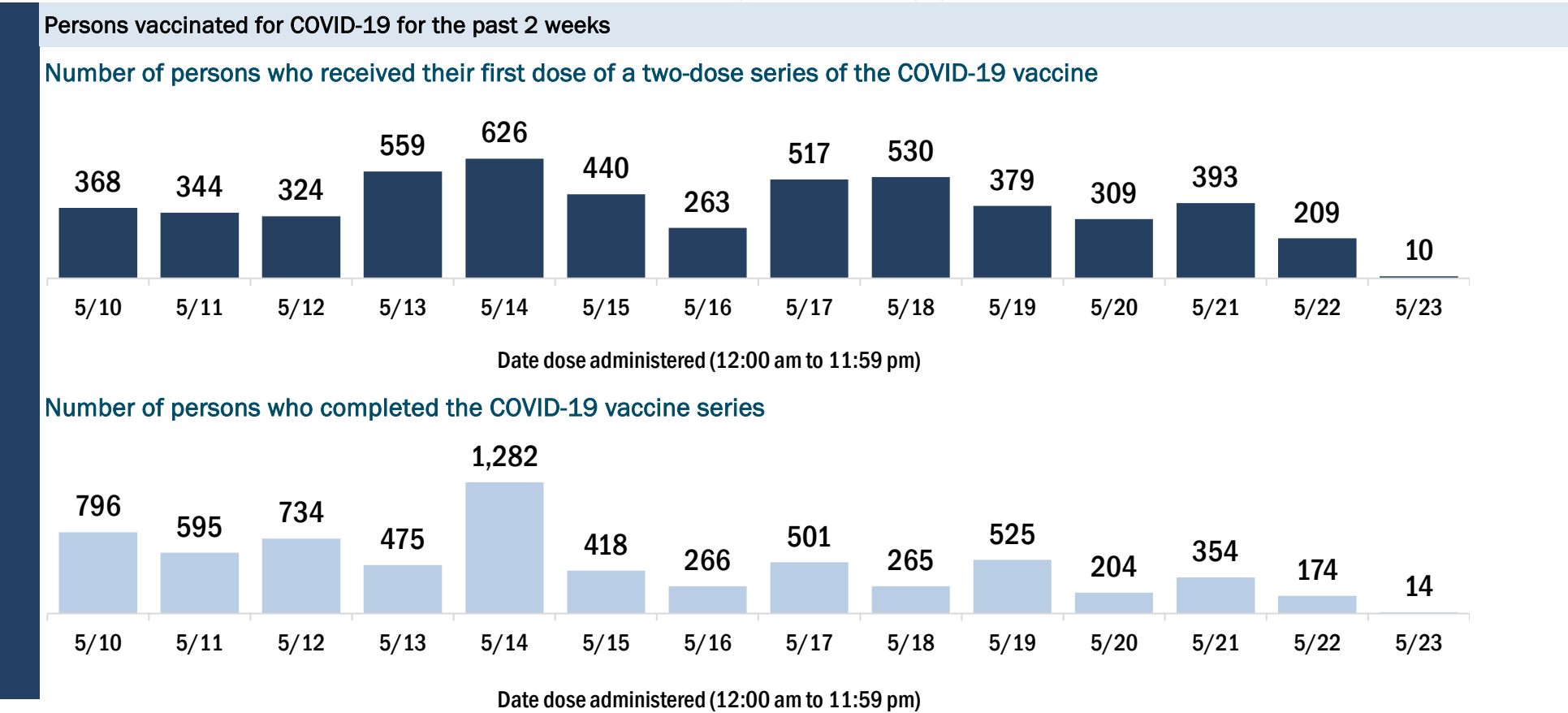
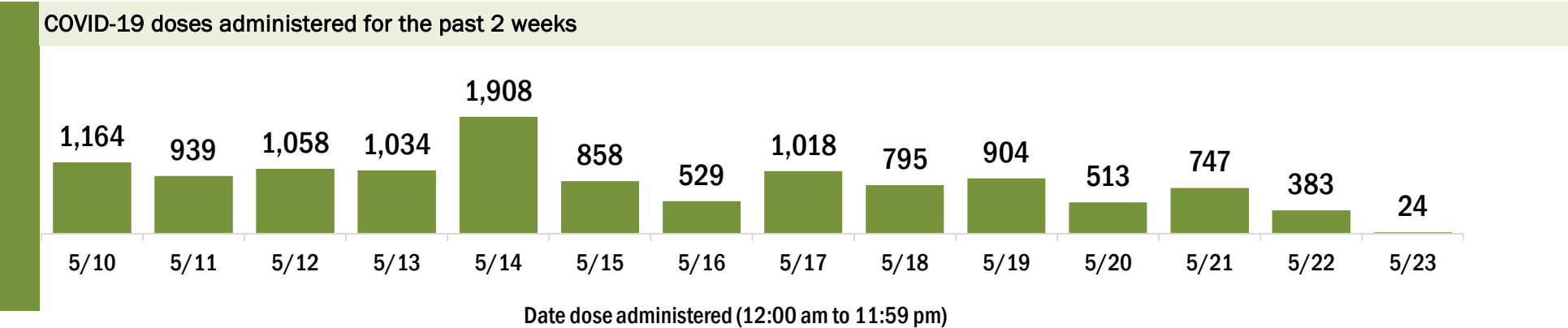
Data in this report are provisional and subject to change.

Data in this summary pertain to COVID-19 vaccines approved by the U.S. Food and Drug Administration and have been issued an Emergency Use Authorization (Janssen COVID-19 Vaccine, Moderna COVID-19 Vaccine and Pfizer-BioNTech COVID-19 Vaccine). These data summarize the number of people who have received either their first dose or have completed the series for a COVID-19 vaccine. **A person can only be counted in one category, first dose or series complete.** For persons receiving Moderna or Pfizer vaccines, once they receive their second dose, they are moved from the first dose column to the series completed column. **Because of this, the total first dose category may show a change from report to report not matching the total receiving their first dose from the previous day.** Persons receiving Johnson & Johnson vaccines will always be counted in the series completed column.

COVID-19 doses for vaccinated persons in Florida	
Doses administered	219,424
People receiving one dose of a 1-dose series (Johnson & Johnson) or receiving only one dose of a 2-dose series (Moderna, Pfizer) count once. Persons receiving both doses of a 2-dose series count twice.	

Current status of persons vaccinated for COVID-19 in Florida	
Total people vaccinated	122,389
First dose	20,094
Series completed	102,295
Completed 1-dose series	5,260
Completed 2-dose series	97,035
First dose: current number of people who have only received their first dose of the Moderna or Pfizer vaccine.	
Series complete: current number of people who have received both Moderna or Pfizer vaccine doses or one Johnson & Johnson dose and are considered fully immunized.	

Demographic summary	First dose	Series complete	Total people vaccinated
Age group	20,094	102,295	122,389
12-14 years	851	0	851
15-24 years	4,281	10,887	15,168
25-34 years	3,276	12,483	15,759
35-44 years	3,015	12,990	16,005
45-54 years	2,631	14,518	17,149
55-64 years	2,421	19,286	21,707
65-74 years	2,030	19,998	22,028
75-84 years	1,008	9,025	10,033
85+ years	581	3,108	3,689
Race	20,094	102,295	122,389
White	10,646	59,749	70,395
Black	3,837	14,595	18,432
American Indian/Alaskan	71	319	390
Other	2,561	17,808	20,369
Unknown	2,979	9,824	12,803
Other race includes Asian, native Hawaiian/Pacific Islander, or other.			
Ethnicity	20,094	102,295	122,389
Hispanic	1,469	5,117	6,586
Non-Hispanic	12,518	74,016	86,534
Unknown	6,107	23,162	29,269
Gender	20,094	102,295	122,389
Female	10,925	57,998	68,923
Male	9,122	44,253	53,375
Unknown	47	44	91



# COVID-19: Levy County vaccine summary

Vaccination data through May 23, 2021 as of May 24, 2021 at 12:05 AM

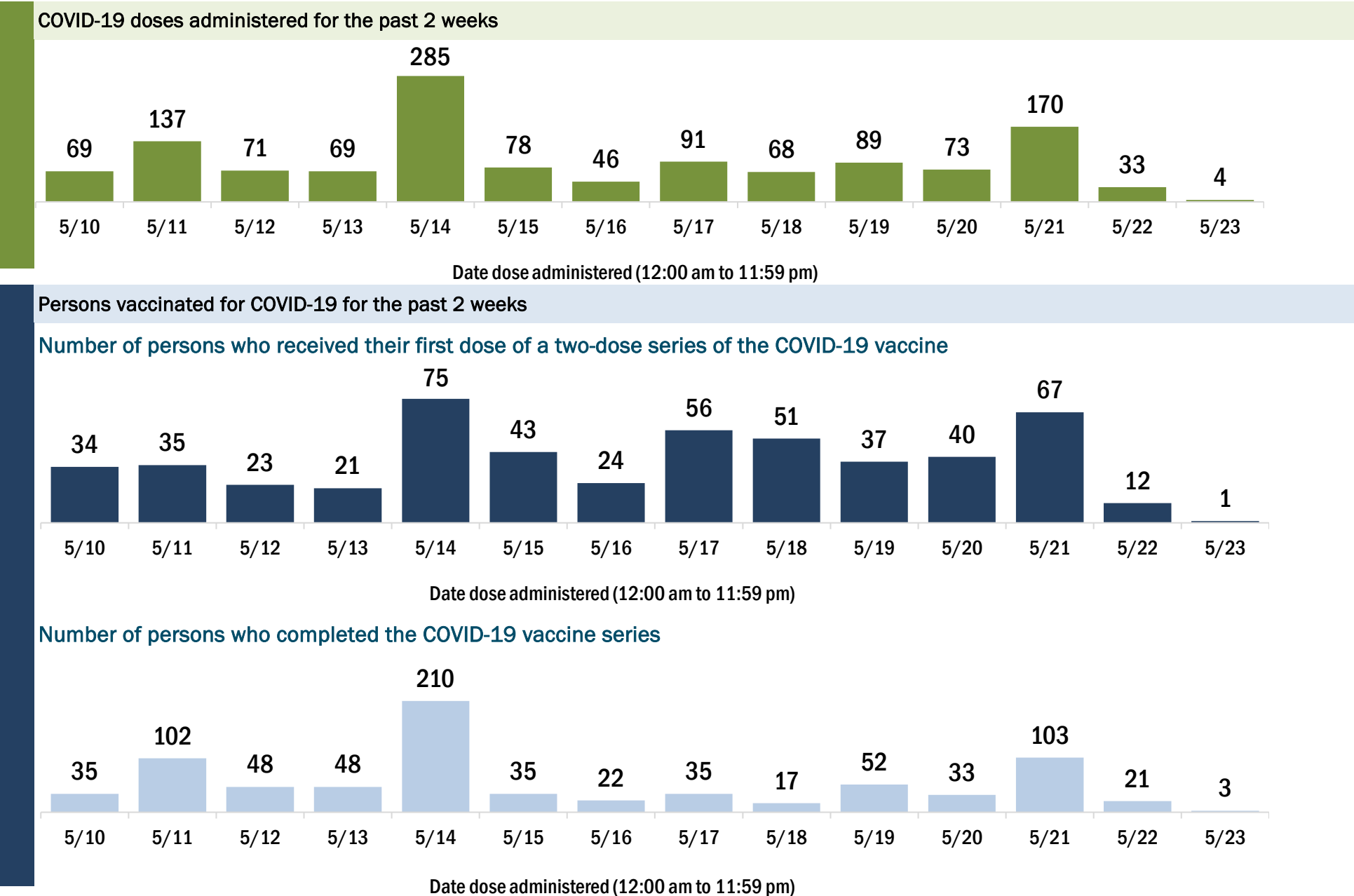
Data in this report are provisional and subject to change.

Data in this summary pertain to COVID-19 vaccines approved by the U.S. Food and Drug Administration and have been issued an Emergency Use Authorization (Janssen COVID-19 Vaccine, Moderna COVID-19 Vaccine and Pfizer-BioNTech COVID-19 Vaccine). These data summarize the number of people who have received either their first dose or have completed the series for a COVID-19 vaccine. **A person can only be counted in one category, first dose or series complete.** For persons receiving Moderna or Pfizer vaccines, once they receive their second dose, they are moved from the first dose column to the series completed column. **Because of this, the total first dose category may show a change from report to report not matching the total receiving their first dose from the previous day.** Persons receiving Johnson & Johnson vaccines will always be counted in the series completed column.

COVID-19 doses for vaccinated persons in Florida	
Doses administered	22,645
People receiving one dose of a 1-dose series (Johnson & Johnson) or receiving only one dose of a 2-dose series (Moderna, Pfizer) count once. Persons receiving both doses of a 2-dose series count twice.	

Current status of persons vaccinated for COVID-19 in Florida	
Total people vaccinated	13,024
First dose	1,978
Series completed	11,046
Completed 1-dose series	1,425
Completed 2-dose series	9,621
First dose: current number of people who have only received their first dose of the Moderna or Pfizer vaccine.	
Series complete: current number of people who have received both Moderna or Pfizer vaccine doses or one Johnson & Johnson dose and are considered fully immunized.	

Demographic summary	First dose	Series complete	Total people vaccinated
Age group	1,978	11,046	13,024
12-14 years	31	0	31
15-24 years	155	265	420
25-34 years	196	434	630
35-44 years	217	595	812
45-54 years	264	1,044	1,308
55-64 years	483	2,439	2,922
65-74 years	397	3,780	4,177
75-84 years	185	2,003	2,188
85+ years	50	486	536
Race	1,978	11,046	13,024
White	1,374	8,740	10,114
Black	189	719	908
American Indian/Alaskan	10	57	67
Other	179	626	805
Unknown	226	904	1,130
Other race includes Asian, native Hawaiian/Pacific Islander, or other.			
Ethnicity	1,978	11,046	13,024
Hispanic	196	564	760
Non-Hispanic	1,227	8,019	9,246
Unknown	555	2,463	3,018
Gender	1,978	11,046	13,024
Female	1,098	6,211	7,309
Male	878	4,834	5,712
Unknown	2	1	3



# COVID-19: Liberty County vaccine summary

Vaccination data through May 23, 2021 as of May 24, 2021 at 12:05 AM

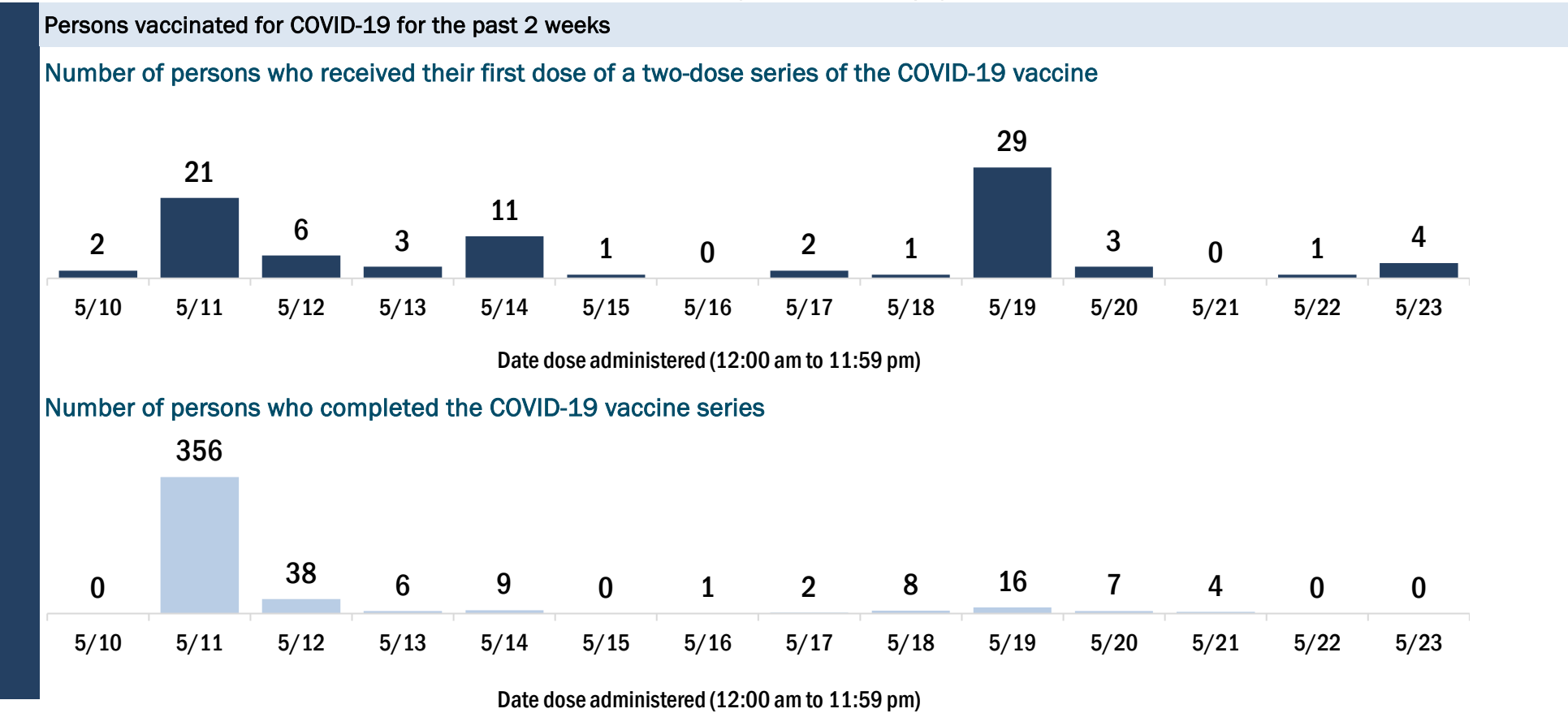
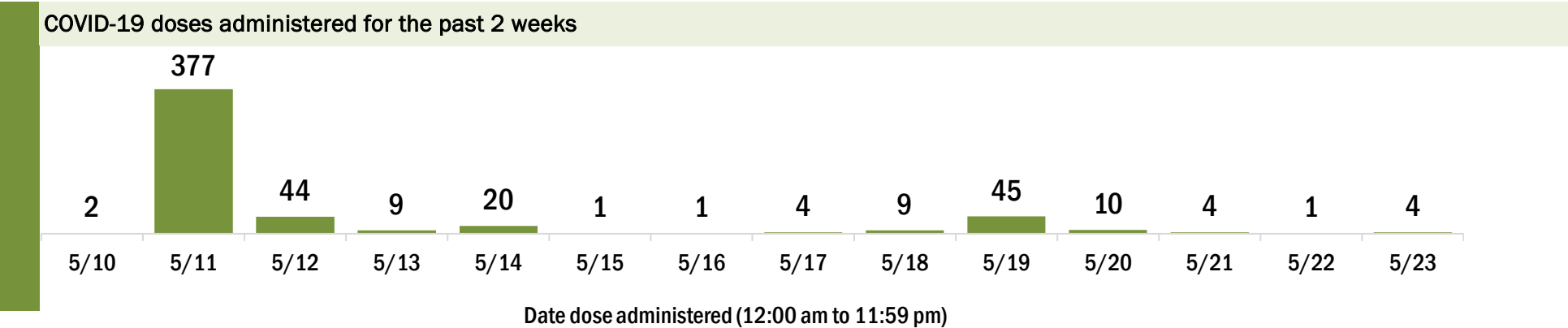
Data in this report are provisional and subject to change.

Data in this summary pertain to COVID-19 vaccines approved by the U.S. Food and Drug Administration and have been issued an Emergency Use Authorization (Janssen COVID-19 Vaccine, Moderna COVID-19 Vaccine and Pfizer-BioNTech COVID-19 Vaccine). These data summarize the number of people who have received either their first dose or have completed the series for a COVID-19 vaccine. **A person can only be counted in one category, first dose or series complete.** For persons receiving Moderna or Pfizer vaccines, once they receive their second dose, they are moved from the first dose column to the series completed column. **Because of this, the total first dose category may show a change from report to report not matching the total receiving their first dose from the previous day.** Persons receiving Johnson & Johnson vaccines will always be counted in the series completed column.

COVID-19 doses for vaccinated persons in Florida	
Doses administered	3,817
People receiving one dose of a 1-dose series (Johnson & Johnson) or receiving only one dose of a 2-dose series (Moderna, Pfizer) count once. Persons receiving both doses of a 2-dose series count twice.	

Current status of persons vaccinated for COVID-19 in Florida	
Total people vaccinated	2,131
First dose	342
Series completed	1,789
Completed 1-dose series	103
Completed 2-dose series	1,686
First dose: current number of people who have only received their first dose of the Moderna or Pfizer vaccine.	
Series complete: current number of people who have received both Moderna or Pfizer vaccine doses or one Johnson & Johnson dose and are considered fully immunized.	

Demographic summary	First dose	Series complete	Total people vaccinated
Age group	342	1,789	2,131
12-14 years	0	0	0
15-24 years	21	44	65
25-34 years	51	104	155
35-44 years	64	205	269
45-54 years	69	254	323
55-64 years	71	435	506
65-74 years	43	454	497
75-84 years	19	234	253
85+ years	4	59	63
Race	342	1,789	2,131
White	158	1,084	1,242
Black	41	180	221
American Indian/Alaskan	2	11	13
Other	24	127	151
Unknown	117	387	504
Other race includes Asian, native Hawaiian/Pacific Islander, or other.			
Ethnicity	342	1,789	2,131
Hispanic	17	24	41
Non-Hispanic	112	790	902
Unknown	213	975	1,188
Gender	342	1,789	2,131
Female	115	765	880
Male	227	1,024	1,251
Unknown	0	0	0





# COVID-19: Madison County vaccine summary

Vaccination data through May 23, 2021 as of May 24, 2021 at 12:05 AM

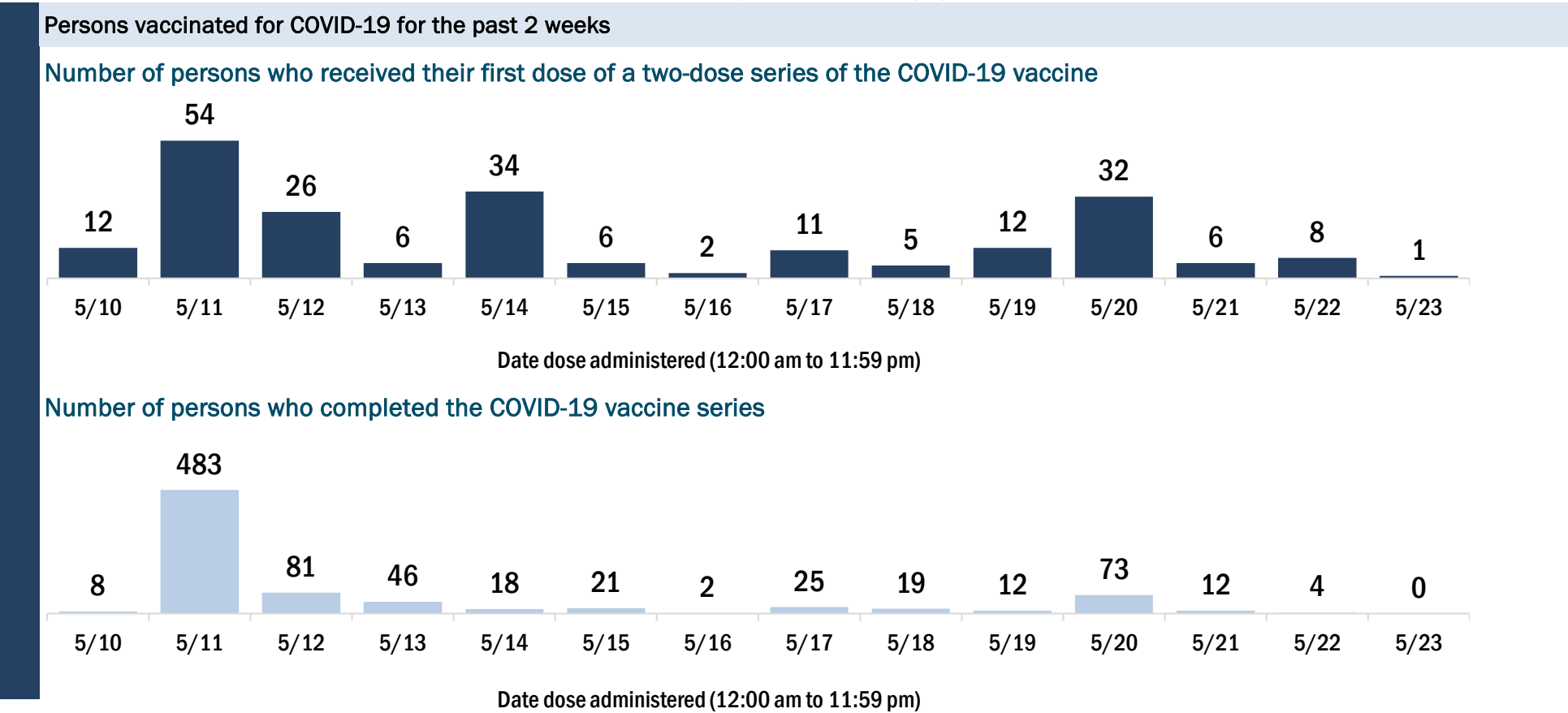
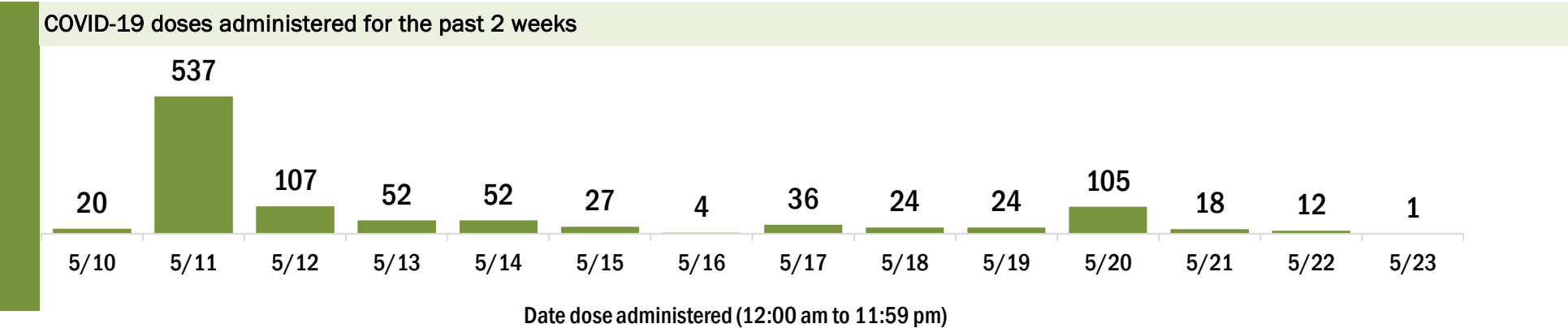
Data in this report are provisional and subject to change.

Data in this summary pertain to COVID-19 vaccines approved by the U.S. Food and Drug Administration and have been issued an Emergency Use Authorization (Janssen COVID-19 Vaccine, Moderna COVID-19 Vaccine and Pfizer-BioNTech COVID-19 Vaccine). These data summarize the number of people who have received either their first dose or have completed the series for a COVID-19 vaccine. **A person can only be counted in one category, first dose or series complete.** For persons receiving Moderna or Pfizer vaccines, once they receive their second dose, they are moved from the first dose column to the series completed column. **Because of this, the total first dose category may show a change from report to report not matching the total receiving their first dose from the previous day.** Persons receiving Johnson & Johnson vaccines will always be counted in the series completed column.

COVID-19 doses for vaccinated persons in Florida	
Doses administered	10,198
People receiving one dose of a 1-dose series (Johnson & Johnson) or receiving only one dose of a 2-dose series (Moderna, Pfizer) count once. Persons receiving both doses of a 2-dose series count twice.	

Current status of persons vaccinated for COVID-19 in Florida	
Total people vaccinated	5,817
First dose	962
Series completed	4,855
Completed 1-dose series	474
Completed 2-dose series	4,381
First dose: current number of people who have only received their first dose of the Moderna or Pfizer vaccine.	
Series complete: current number of people who have received both Moderna or Pfizer vaccine doses or one Johnson & Johnson dose and are considered fully immunized.	

Demographic summary	First dose	Series complete	Total people vaccinated
Age group	962	4,855	5,817
12-14 years	4	0	4
15-24 years	63	105	168
25-34 years	108	221	329
35-44 years	124	424	548
45-54 years	174	639	813
55-64 years	277	1,028	1,305
65-74 years	125	1,464	1,589
75-84 years	62	769	831
85+ years	25	205	230
Race	962	4,855	5,817
White	455	2,674	3,129
Black	343	1,543	1,886
American Indian/Alaskan	0	8	8
Other	74	387	461
Unknown	90	243	333
Other race includes Asian, native Hawaiian/Pacific Islander, or other.			
Ethnicity	962	4,855	5,817
Hispanic	52	231	283
Non-Hispanic	707	2,914	3,621
Unknown	203	1,710	1,913
Gender	962	4,855	5,817
Female	462	2,393	2,855
Male	500	2,462	2,962
Unknown	0	0	0



# COVID-19: Manatee County vaccine summary

Vaccination data through May 23, 2021 as of May 24, 2021 at 12:05 AM

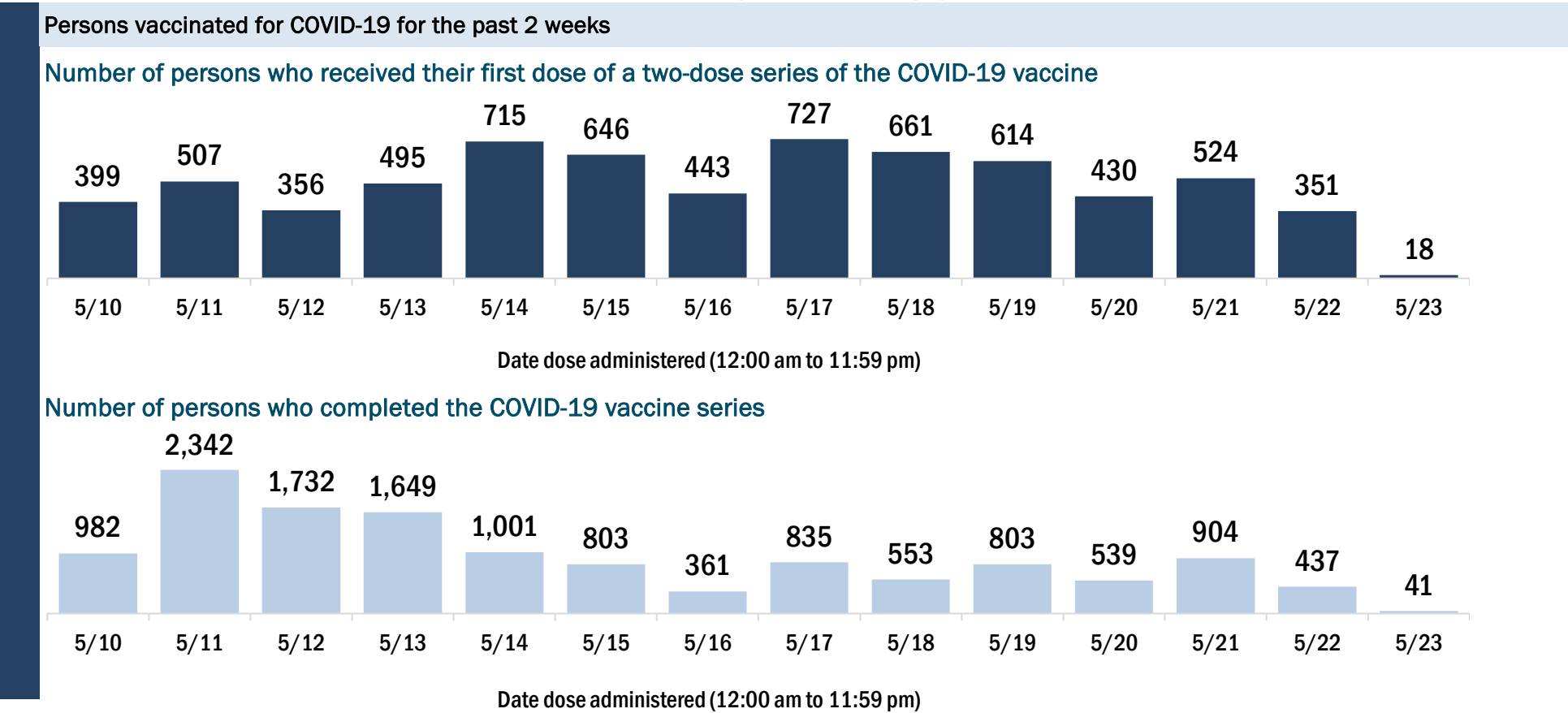
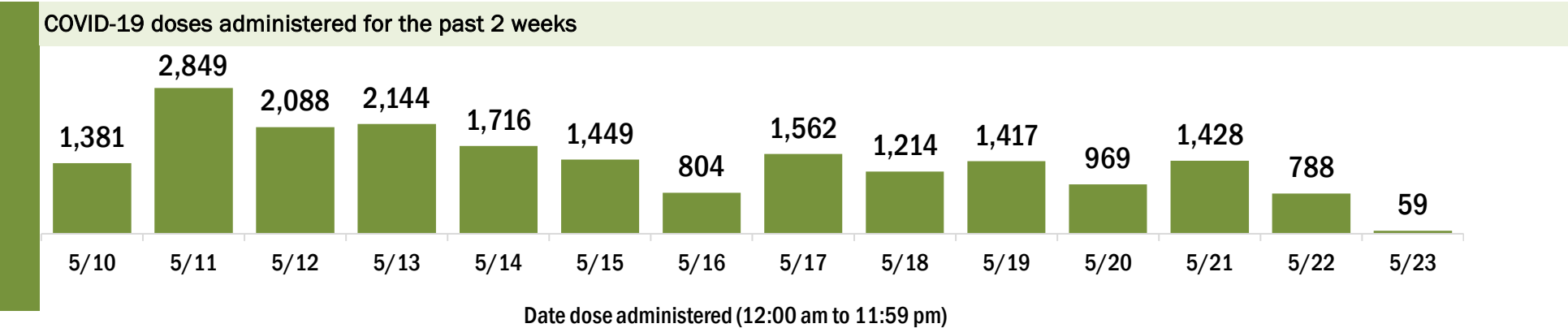
Data in this report are provisional and subject to change.

Data in this summary pertain to COVID-19 vaccines approved by the U.S. Food and Drug Administration and have been issued an Emergency Use Authorization (Janssen COVID-19 Vaccine, Moderna COVID-19 Vaccine and Pfizer-BioNTech COVID-19 Vaccine). These data summarize the number of people who have received either their first dose or have completed the series for a COVID-19 vaccine. **A person can only be counted in one category, first dose or series complete.** For persons receiving Moderna or Pfizer vaccines, once they receive their second dose, they are moved from the first dose column to the series completed column. **Because of this, the total first dose category may show a change from report to report not matching the total receiving their first dose from the previous day.** Persons receiving Johnson & Johnson vaccines will always be counted in the series completed column.

COVID-19 doses for vaccinated persons in Florida	
Doses administered	327,587
People receiving one dose of a 1-dose series (Johnson & Johnson) or receiving only one dose of a 2-dose series (Moderna, Pfizer) count once. Persons receiving both doses of a 2-dose series count twice.	

Current status of persons vaccinated for COVID-19 in Florida	
Total people vaccinated	184,964
First dose	33,968
Series completed	150,996
Completed 1-dose series	8,373
Completed 2-dose series	142,623
First dose: current number of people who have only received their first dose of the Moderna or Pfizer vaccine.	
Series complete: current number of people who have received both Moderna or Pfizer vaccine doses or one Johnson & Johnson dose and are considered fully immunized.	

Demographic summary	First dose	Series complete	Total people vaccinated
Age group	33,968	150,996	184,964
12-14 years	698	0	698
15-24 years	3,138	5,576	8,714
25-34 years	3,045	8,177	11,222
35-44 years	3,637	11,307	14,944
45-54 years	4,615	17,129	21,744
55-64 years	5,997	30,486	36,483
65-74 years	6,853	45,199	52,052
75-84 years	4,323	25,430	29,753
85+ years	1,662	7,692	9,354
Race	33,968	150,996	184,964
White	23,414	114,282	137,696
Black	1,493	5,028	6,521
American Indian/Alaskan	157	618	775
Other	3,173	12,257	15,430
Unknown	5,731	18,811	24,542
Other race includes Asian, native Hawaiian/Pacific Islander, or other.			
Ethnicity	33,968	150,996	184,964
Hispanic	3,941	10,026	13,967
Non-Hispanic	17,759	90,921	108,680
Unknown	12,268	50,049	62,317
Gender	33,968	150,996	184,964
Female	18,162	83,157	101,319
Male	15,697	67,760	83,457
Unknown	109	79	188



# COVID-19: Marion County vaccine summary

Vaccination data through May 23, 2021 as of May 24, 2021 at 12:05 AM

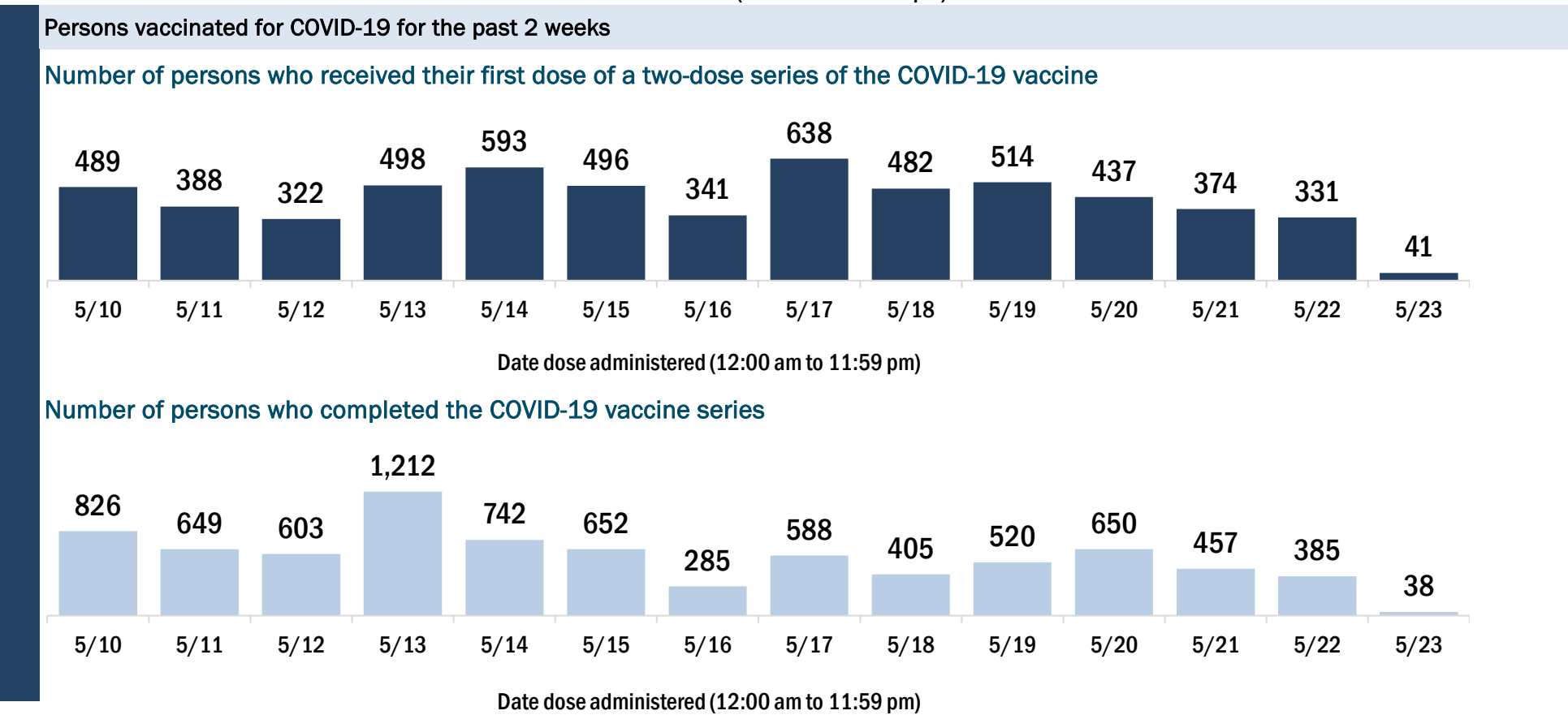
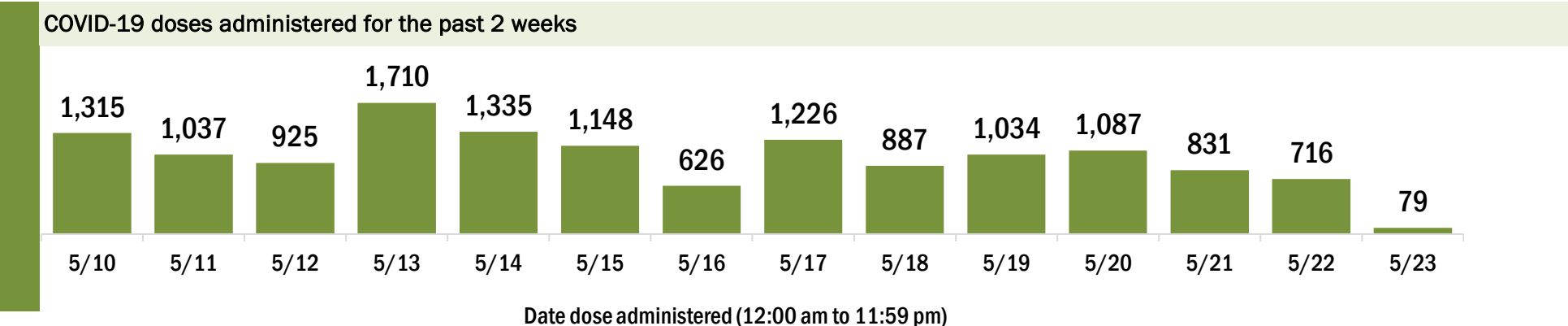
Data in this report are provisional and subject to change.

Data in this summary pertain to COVID-19 vaccines approved by the U.S. Food and Drug Administration and have been issued an Emergency Use Authorization (Janssen COVID-19 Vaccine, Moderna COVID-19 Vaccine and Pfizer-BioNTech COVID-19 Vaccine). These data summarize the number of people who have received either their first dose or have completed the series for a COVID-19 vaccine. **A person can only be counted in one category, first dose or series complete.** For persons receiving Moderna or Pfizer vaccines, once they receive their second dose, they are moved from the first dose column to the series completed column. **Because of this, the total first dose category may show a change from report to report not matching the total receiving their first dose from the previous day.** Persons receiving Johnson & Johnson vaccines will always be counted in the series completed column.

COVID-19 doses for vaccinated persons in Florida	
Doses administered	272,786
People receiving one dose of a 1-dose series (Johnson & Johnson) or receiving only one dose of a 2-dose series (Moderna, Pfizer) count once. Persons receiving both doses of a 2-dose series count twice.	

Current status of persons vaccinated for COVID-19 in Florida	
Total people vaccinated	151,819
First dose	24,021
Series completed	127,798
Completed 1-dose series	6,831
Completed 2-dose series	120,967
First dose: current number of people who have only received their first dose of the Moderna or Pfizer vaccine.	
Series complete: current number of people who have received both Moderna or Pfizer vaccine doses or one Johnson & Johnson dose and are considered fully immunized.	

Demographic summary	First dose	Series complete	Total people vaccinated
Age group	24,021	127,798	151,819
12-14 years	438	0	438
15-24 years	2,283	4,087	6,370
25-34 years	2,284	5,996	8,280
35-44 years	2,663	8,260	10,923
45-54 years	3,382	12,407	15,789
55-64 years	4,888	23,333	28,221
65-74 years	4,153	39,356	43,509
75-84 years	2,795	26,811	29,606
85+ years	1,135	7,548	8,683
Race	24,021	127,798	151,819
White	14,545	88,912	103,457
Black	2,063	8,790	10,853
American Indian/Alaskan	108	502	610
Other	3,003	11,735	14,738
Unknown	4,302	17,859	22,161
Other race includes Asian, native Hawaiian/Pacific Islander, or other.			
Ethnicity	24,021	127,798	151,819
Hispanic	3,279	10,537	13,816
Non-Hispanic	11,753	78,155	89,908
Unknown	8,989	39,106	48,095
Gender	24,021	127,798	151,819
Female	13,298	72,449	85,747
Male	10,674	55,302	65,976
Unknown	49	47	96



# COVID-19: Martin County vaccine summary

Vaccination data through May 23, 2021 as of May 24, 2021 at 12:05 AM

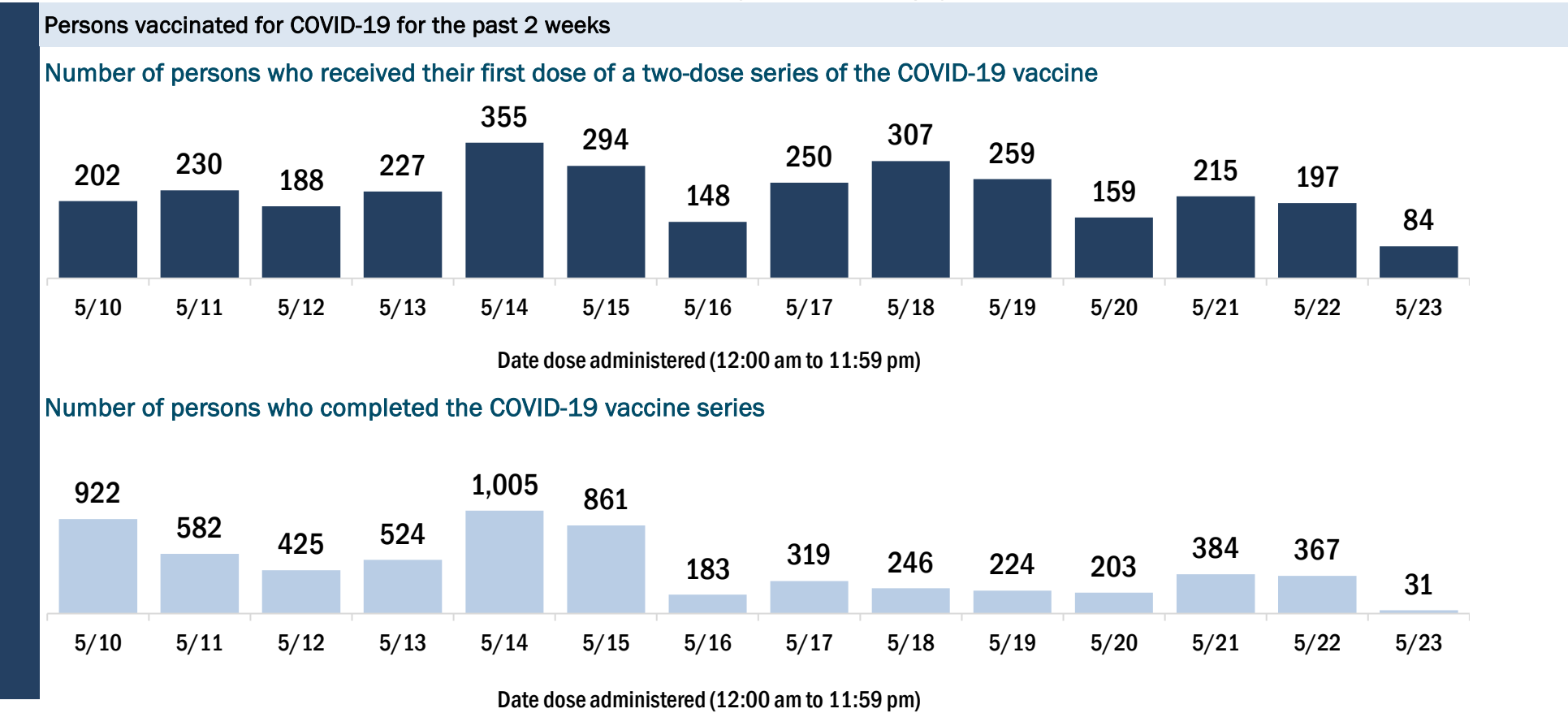
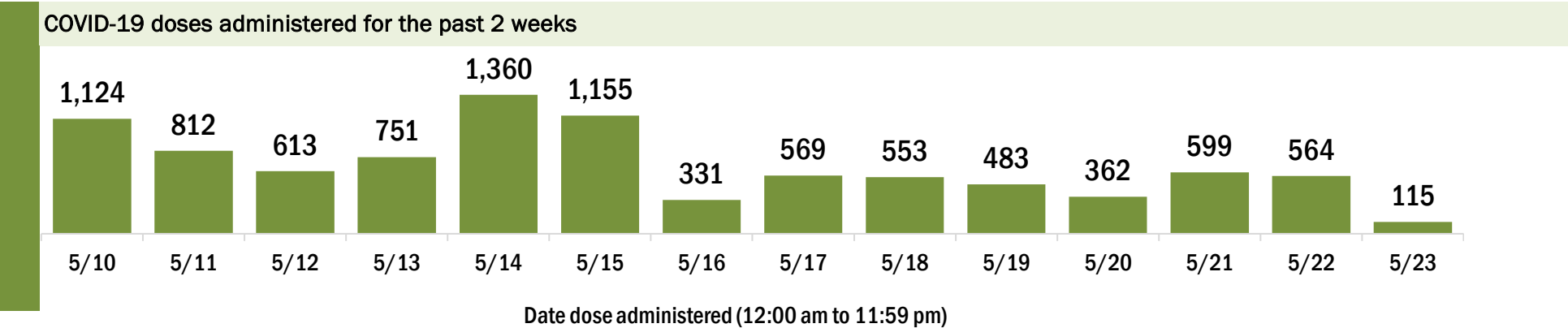
Data in this report are provisional and subject to change.

Data in this summary pertain to COVID-19 vaccines approved by the U.S. Food and Drug Administration and have been issued an Emergency Use Authorization (Janssen COVID-19 Vaccine, Moderna COVID-19 Vaccine and Pfizer-BioNTech COVID-19 Vaccine). These data summarize the number of people who have received either their first dose or have completed the series for a COVID-19 vaccine. **A person can only be counted in one category, first dose or series complete.** For persons receiving Moderna or Pfizer vaccines, once they receive their second dose, they are moved from the first dose column to the series completed column. **Because of this, the total first dose category may show a change from report to report not matching the total receiving their first dose from the previous day.** Persons receiving Johnson & Johnson vaccines will always be counted in the series completed column.

COVID-19 doses for vaccinated persons in Florida	
Doses administered	142,033
People receiving one dose of a 1-dose series (Johnson & Johnson) or receiving only one dose of a 2-dose series (Moderna, Pfizer) count once. Persons receiving both doses of a 2-dose series count twice.	

Current status of persons vaccinated for COVID-19 in Florida	
Total people vaccinated	80,356
First dose	14,525
Series completed	65,831
Completed 1-dose series	4,154
Completed 2-dose series	61,677
<b>First dose:</b> current number of people who have only received their first dose of the Moderna or Pfizer vaccine.	
<b>Series complete:</b> current number of people who have received both Moderna or Pfizer vaccine doses or one Johnson & Johnson dose and are considered fully immunized.	

Demographic summary	First dose	Series complete	Total people vaccinated
Age group	14,525	65,831	80,356
12-14 years	311	0	311
15-24 years	1,323	2,056	3,379
25-34 years	1,173	2,664	3,837
35-44 years	1,418	4,279	5,697
45-54 years	2,061	6,586	8,647
55-64 years	3,413	13,424	16,837
65-74 years	2,385	19,183	21,568
75-84 years	1,666	12,914	14,580
85+ years	775	4,725	5,500
Race	14,525	65,831	80,356
White	10,066	45,097	55,163
Black	539	1,663	2,202
American Indian/Alaskan	54	139	193
Other	1,267	4,736	6,003
Unknown	2,599	14,196	16,795
Other race includes Asian, native Hawaiian/Pacific Islander, or other.			
Ethnicity	14,525	65,831	80,356
Hispanic	1,383	3,130	4,513
Non-Hispanic	7,246	29,928	37,174
Unknown	5,896	32,773	38,669
Gender	14,525	65,831	80,356
Female	7,584	36,227	43,811
Male	6,922	29,585	36,507
Unknown	19	19	38





# COVID-19: Monroe County vaccine summary

Vaccination data through May 23, 2021 as of May 24, 2021 at 12:05 AM

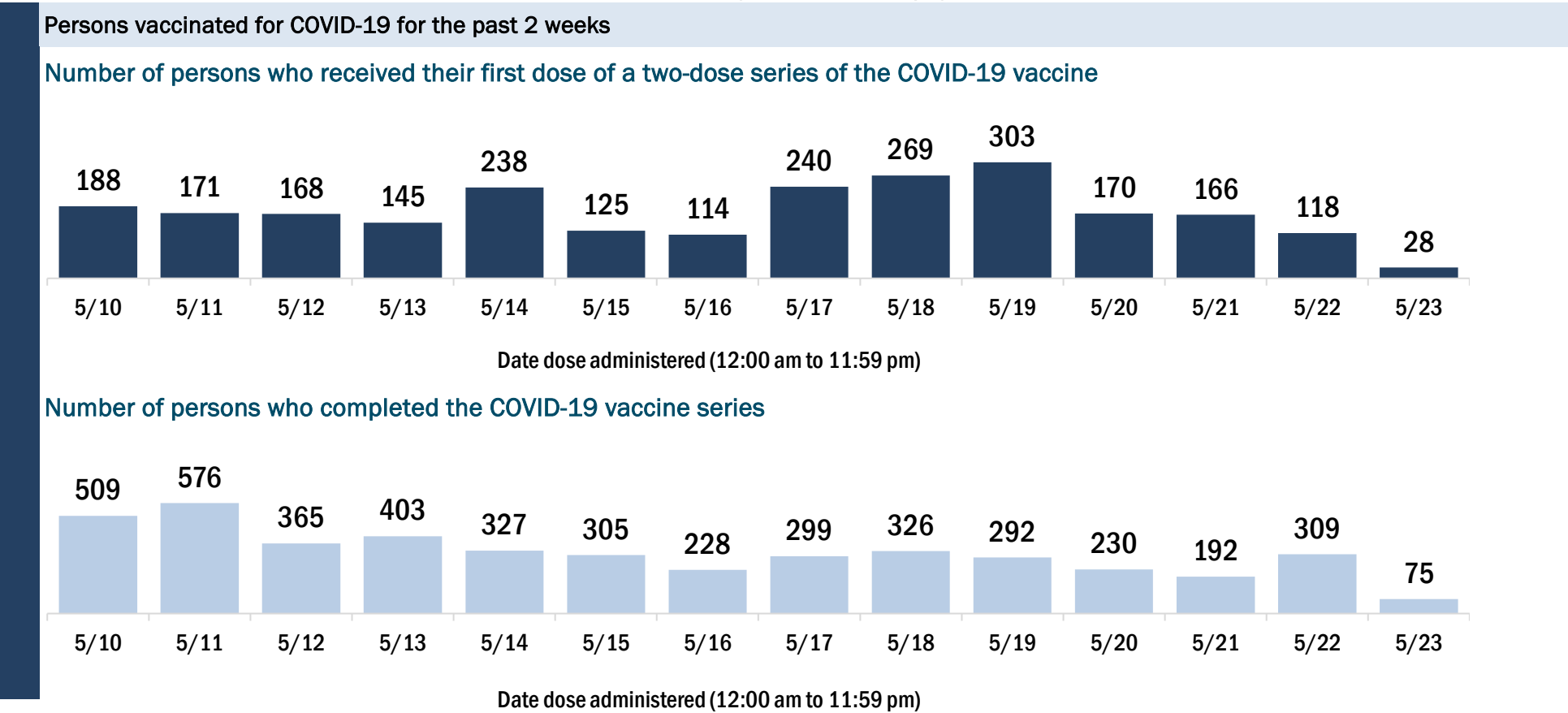
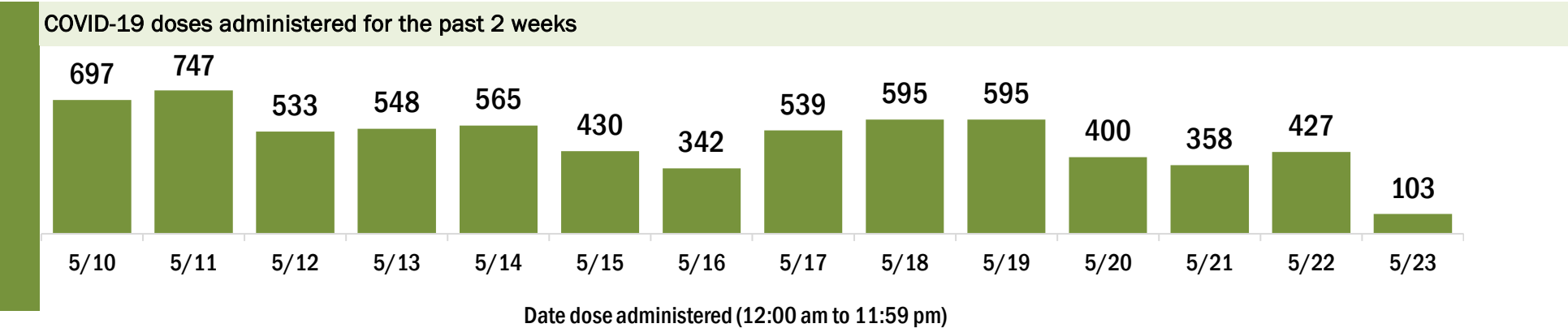
Data in this report are provisional and subject to change.

Data in this summary pertain to COVID-19 vaccines approved by the U.S. Food and Drug Administration and have been issued an Emergency Use Authorization (Janssen COVID-19 Vaccine, Moderna COVID-19 Vaccine and Pfizer-BioNTech COVID-19 Vaccine). These data summarize the number of people who have received either their first dose or have completed the series for a COVID-19 vaccine. **A person can only be counted in one category, first dose or series complete.** For persons receiving Moderna or Pfizer vaccines, once they receive their second dose, they are moved from the first dose column to the series completed column. **Because of this, the total first dose category may show a change from report to report not matching the total receiving their first dose from the previous day.** Persons receiving Johnson & Johnson vaccines will always be counted in the series completed column.

COVID-19 doses for vaccinated persons in Florida	
Doses administered	70,615
People receiving one dose of a 1-dose series (Johnson & Johnson) or receiving only one dose of a 2-dose series (Moderna, Pfizer) count once. Persons receiving both doses of a 2-dose series count twice.	

Current status of persons vaccinated for COVID-19 in Florida	
Total people vaccinated	41,700
First dose	9,712
Series completed	31,988
Completed 1-dose series	3,073
Completed 2-dose series	28,915
<b>First dose:</b> current number of people who have only received their first dose of the Moderna or Pfizer vaccine.	
<b>Series complete:</b> current number of people who have received both Moderna or Pfizer vaccine doses or one Johnson & Johnson dose and are considered fully immunized.	

Demographic summary	First dose	Series complete	Total people vaccinated
Age group	9,712	31,988	41,700
12-14 years	123	0	123
15-24 years	784	1,015	1,799
25-34 years	1,176	1,876	3,052
35-44 years	1,445	2,825	4,270
45-54 years	1,801	4,282	6,083
55-64 years	2,166	7,592	9,758
65-74 years	1,506	9,365	10,871
75-84 years	567	4,035	4,602
85+ years	144	998	1,142
Race	9,712	31,988	41,700
White	6,246	23,021	29,267
Black	313	705	1,018
American Indian/Alaskan	36	116	152
Other	738	1,932	2,670
Unknown	2,379	6,214	8,593
Other race includes Asian, native Hawaiian/Pacific Islander, or other.			
Ethnicity	9,712	31,988	41,700
Hispanic	1,620	3,564	5,184
Non-Hispanic	4,290	17,605	21,895
Unknown	3,802	10,819	14,621
Gender	9,712	31,988	41,700
Female	4,733	16,422	21,155
Male	4,970	15,563	20,533
Unknown	9	3	12



# COVID-19: Nassau County vaccine summary

Vaccination data through May 23, 2021 as of May 24, 2021 at 12:05 AM

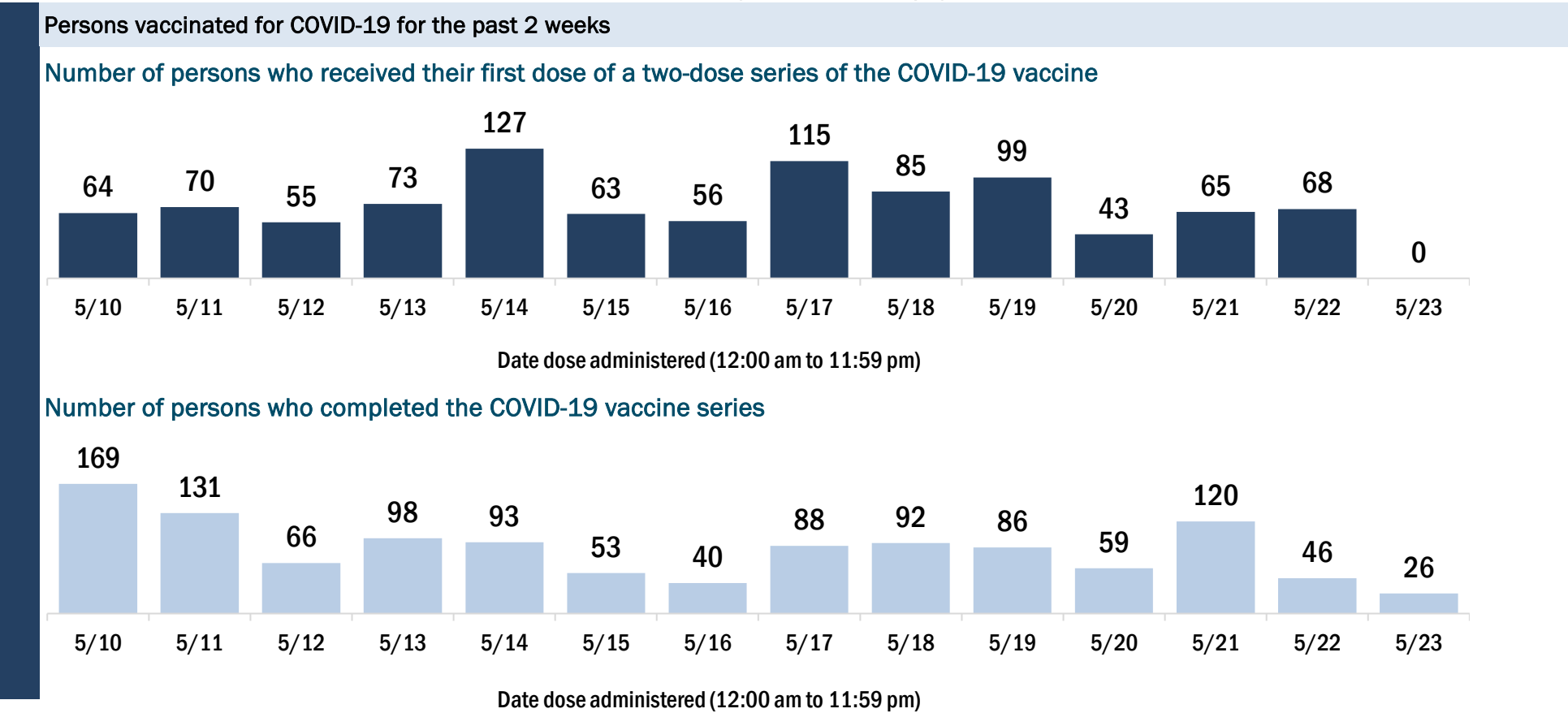
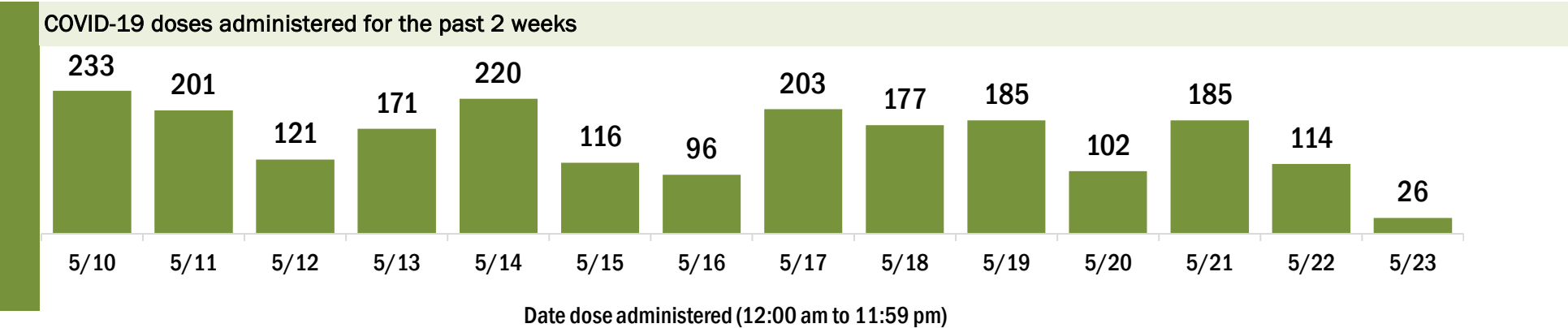
Data in this report are provisional and subject to change.

Data in this summary pertain to COVID-19 vaccines approved by the U.S. Food and Drug Administration and have been issued an Emergency Use Authorization (Janssen COVID-19 Vaccine, Moderna COVID-19 Vaccine and Pfizer-BioNTech COVID-19 Vaccine). These data summarize the number of people who have received either their first dose or have completed the series for a COVID-19 vaccine. **A person can only be counted in one category, first dose or series complete.** For persons receiving Moderna or Pfizer vaccines, once they receive their second dose, they are moved from the first dose column to the series completed column. **Because of this, the total first dose category may show a change from report to report not matching the total receiving their first dose from the previous day.** Persons receiving Johnson & Johnson vaccines will always be counted in the series completed column.

COVID-19 doses for vaccinated persons in Florida	
Doses administered	65,221
People receiving one dose of a 1-dose series (Johnson & Johnson) or receiving only one dose of a 2-dose series (Moderna, Pfizer) count once. Persons receiving both doses of a 2-dose series count twice.	

Current status of persons vaccinated for COVID-19 in Florida	
Total people vaccinated	35,874
First dose	3,987
Series completed	31,887
Completed 1-dose series	2,540
Completed 2-dose series	29,347
First dose: current number of people who have only received their first dose of the Moderna or Pfizer vaccine.	
Series complete: current number of people who have received both Moderna or Pfizer vaccine doses or one Johnson & Johnson dose and are considered fully immunized.	

Demographic summary	First dose	Series complete	Total people vaccinated
Age group	3,987	31,887	35,874
12-14 years	135	0	135
15-24 years	489	1,127	1,616
25-34 years	409	1,505	1,914
35-44 years	452	2,471	2,923
45-54 years	551	3,653	4,204
55-64 years	703	7,251	7,954
65-74 years	718	9,797	10,515
75-84 years	403	4,728	5,131
85+ years	127	1,355	1,482
Race	3,987	31,887	35,874
White	2,834	25,840	28,674
Black	199	1,510	1,709
American Indian/Alaskan	17	128	145
Other	244	1,614	1,858
Unknown	693	2,795	3,488
Other race includes Asian, native Hawaiian/Pacific Islander, or other.			
Ethnicity	3,987	31,887	35,874
Hispanic	186	919	1,105
Non-Hispanic	2,503	25,011	27,514
Unknown	1,298	5,957	7,255
Gender	3,987	31,887	35,874
Female	2,140	17,686	19,826
Male	1,840	14,199	16,039
Unknown	7	2	9



# COVID-19: Okaloosa County vaccine summary

Vaccination data through May 23, 2021 as of May 24, 2021 at 12:05 AM

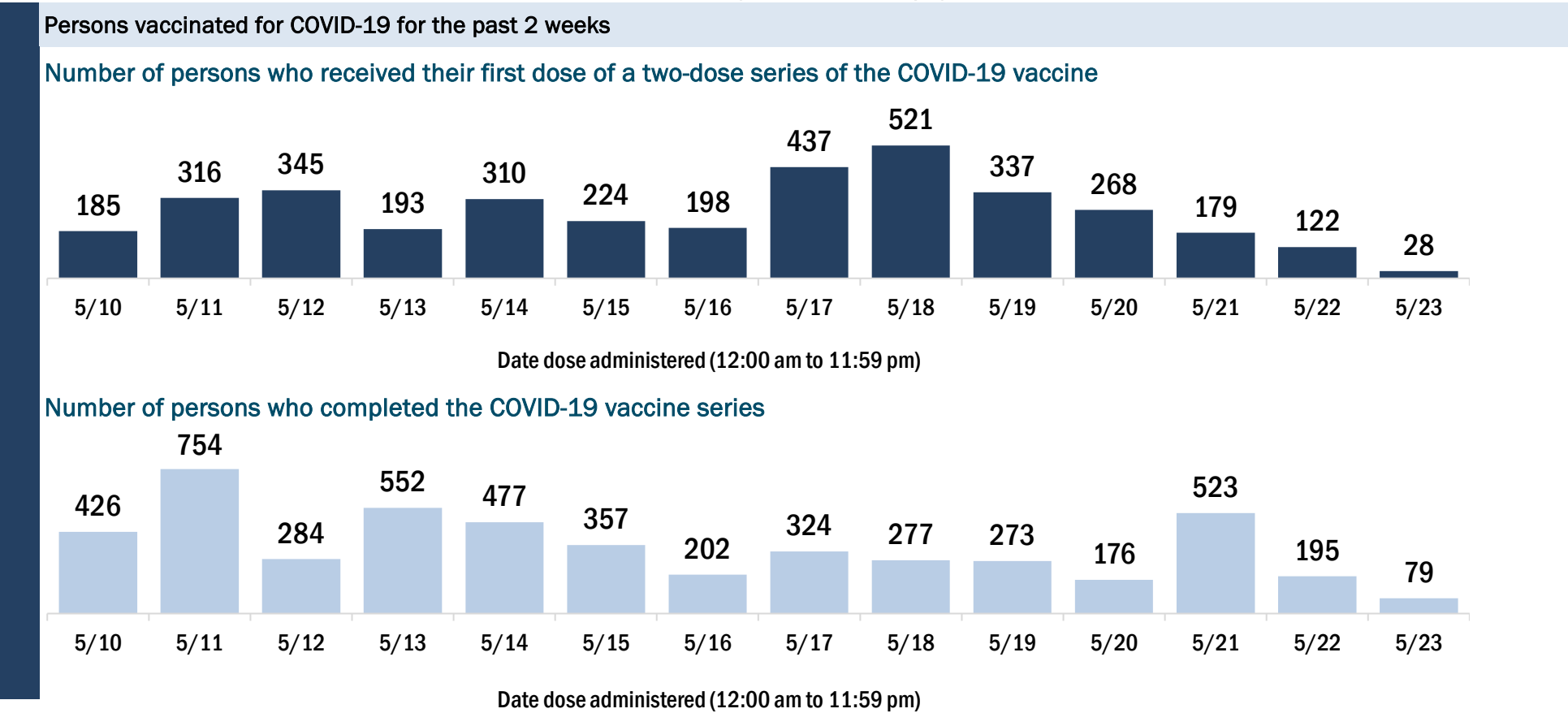
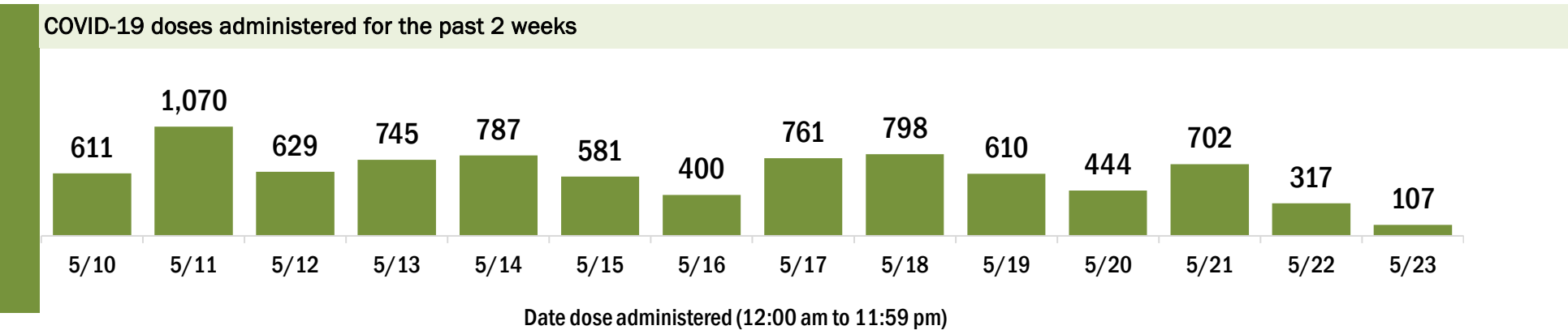
Data in this report are provisional and subject to change.

Data in this summary pertain to COVID-19 vaccines approved by the U.S. Food and Drug Administration and have been issued an Emergency Use Authorization (Janssen COVID-19 Vaccine, Moderna COVID-19 Vaccine and Pfizer-BioNTech COVID-19 Vaccine). These data summarize the number of people who have received either their first dose or have completed the series for a COVID-19 vaccine. **A person can only be counted in one category, first dose or series complete.** For persons receiving Moderna or Pfizer vaccines, once they receive their second dose, they are moved from the first dose column to the series completed column. **Because of this, the total first dose category may show a change from report to report not matching the total receiving their first dose from the previous day.** Persons receiving Johnson & Johnson vaccines will always be counted in the series completed column.

COVID-19 doses for vaccinated persons in Florida	
Doses administered	117,443
People receiving one dose of a 1-dose series (Johnson & Johnson) or receiving only one dose of a 2-dose series (Moderna, Pfizer) count once. Persons receiving both doses of a 2-dose series count twice.	

Current status of persons vaccinated for COVID-19 in Florida	
Total people vaccinated	66,915
First dose	11,241
Series completed	55,674
Completed 1-dose series	5,146
Completed 2-dose series	50,528
First dose: current number of people who have only received their first dose of the Moderna or Pfizer vaccine.	
Series complete: current number of people who have received both Moderna or Pfizer vaccine doses or one Johnson & Johnson dose and are considered fully immunized.	

Demographic summary	First dose	Series complete	Total people vaccinated
Age group	11,241	55,674	66,915
12-14 years	315	0	315
15-24 years	1,381	2,480	3,861
25-34 years	1,673	4,132	5,805
35-44 years	1,595	5,462	7,057
45-54 years	1,551	6,746	8,297
55-64 years	1,997	12,561	14,558
65-74 years	1,507	14,014	15,521
75-84 years	886	7,521	8,407
85+ years	336	2,758	3,094
Race	11,241	55,674	66,915
White	6,236	38,070	44,306
Black	726	3,164	3,890
American Indian/Alaskan	82	245	327
Other	1,245	5,319	6,564
Unknown	2,952	8,876	11,828
Other race includes Asian, native Hawaiian/Pacific Islander, or other.			
Ethnicity	11,241	55,674	66,915
Hispanic	855	2,540	3,395
Non-Hispanic	5,327	34,714	40,041
Unknown	5,059	18,420	23,479
Gender	11,241	55,674	66,915
Female	6,059	31,187	37,246
Male	5,075	24,457	29,532
Unknown	107	30	137



# COVID-19: Okeechobee County vaccine summary

Vaccination data through May 23, 2021 as of May 24, 2021 at 12:05 AM

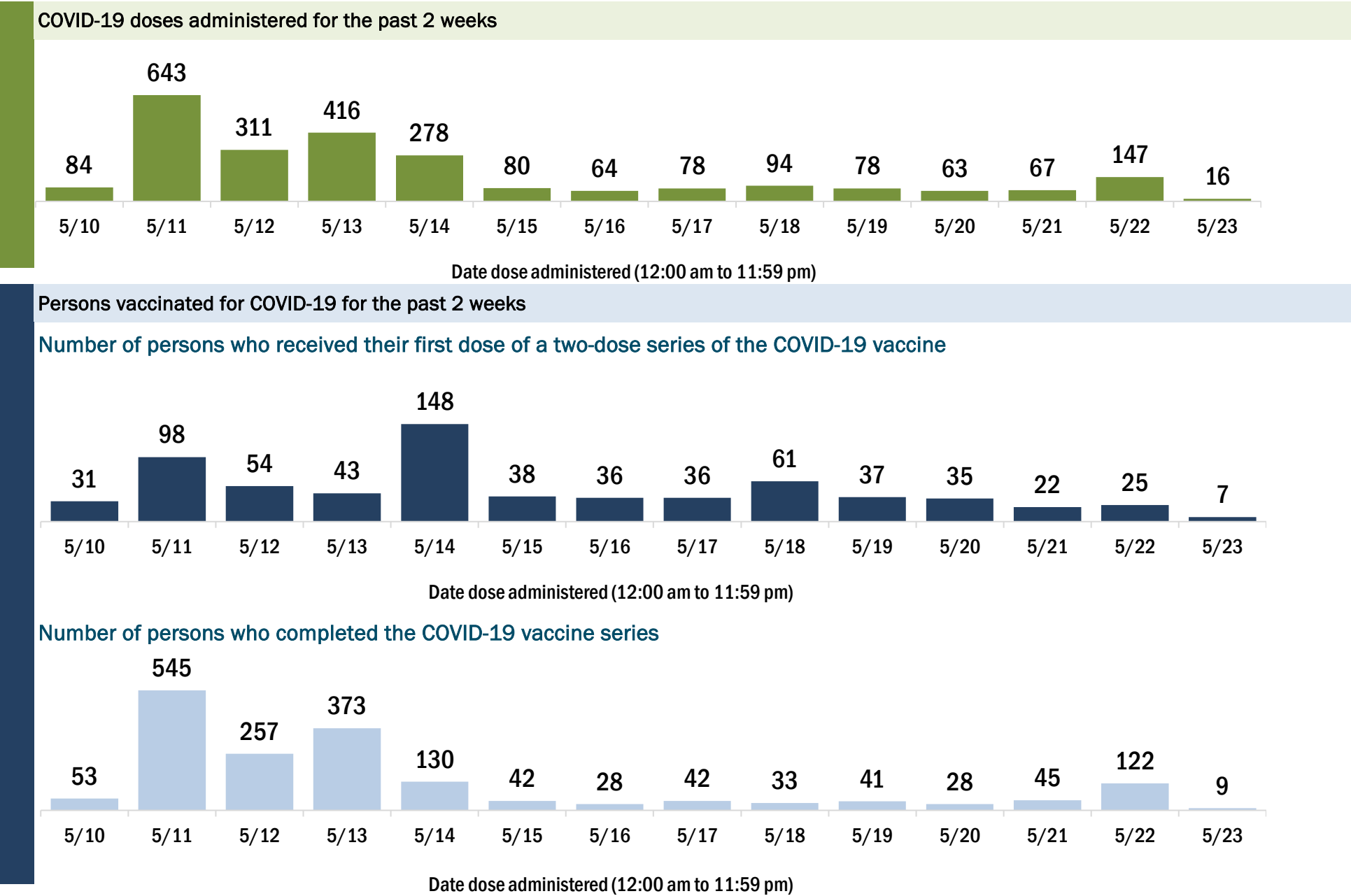
Data in this report are provisional and subject to change.

Data in this summary pertain to COVID-19 vaccines approved by the U.S. Food and Drug Administration and have been issued an Emergency Use Authorization (Janssen COVID-19 Vaccine, Moderna COVID-19 Vaccine and Pfizer-BioNTech COVID-19 Vaccine). These data summarize the number of people who have received either their first dose or have completed the series for a COVID-19 vaccine. **A person can only be counted in one category, first dose or series complete.** For persons receiving Moderna or Pfizer vaccines, once they receive their second dose, they are moved from the first dose column to the series completed column. **Because of this, the total first dose category may show a change from report to report not matching the total receiving their first dose from the previous day.** Persons receiving Johnson & Johnson vaccines will always be counted in the series completed column.

COVID-19 doses for vaccinated persons in Florida	
Doses administered	21,751
People receiving one dose of a 1-dose series (Johnson & Johnson) or receiving only one dose of a 2-dose series (Moderna, Pfizer) count once. Persons receiving both doses of a 2-dose series count twice.	

Current status of persons vaccinated for COVID-19 in Florida	
Total people vaccinated	12,373
First dose	2,130
Series completed	10,243
Completed 1-dose series	865
Completed 2-dose series	9,378
<b>First dose:</b> current number of people who have only received their first dose of the Moderna or Pfizer vaccine.	
<b>Series complete:</b> current number of people who have received both Moderna or Pfizer vaccine doses or one Johnson & Johnson dose and are considered fully immunized.	

Demographic summary	First dose	Series complete	Total people vaccinated
Age group	2,130	10,243	12,373
12-14 years	29	0	29
15-24 years	212	296	508
25-34 years	247	570	817
35-44 years	270	810	1,080
45-54 years	346	1,193	1,539
55-64 years	476	1,984	2,460
65-74 years	316	2,961	3,277
75-84 years	191	1,901	2,092
85+ years	43	528	571
Race	2,130	10,243	12,373
White	1,358	7,547	8,905
Black	94	316	410
American Indian/Alaskan	5	45	50
Other	249	924	1,173
Unknown	424	1,411	1,835
Other race includes Asian, native Hawaiian/Pacific Islander, or other.			
Ethnicity	2,130	10,243	12,373
Hispanic	489	1,374	1,863
Non-Hispanic	914	6,349	7,263
Unknown	727	2,520	3,247
Gender	2,130	10,243	12,373
Female	952	5,208	6,160
Male	1,172	5,035	6,207
Unknown	6	0	6





# COVID-19: Orange County vaccine summary

Vaccination data through May 23, 2021 as of May 24, 2021 at 12:05 AM

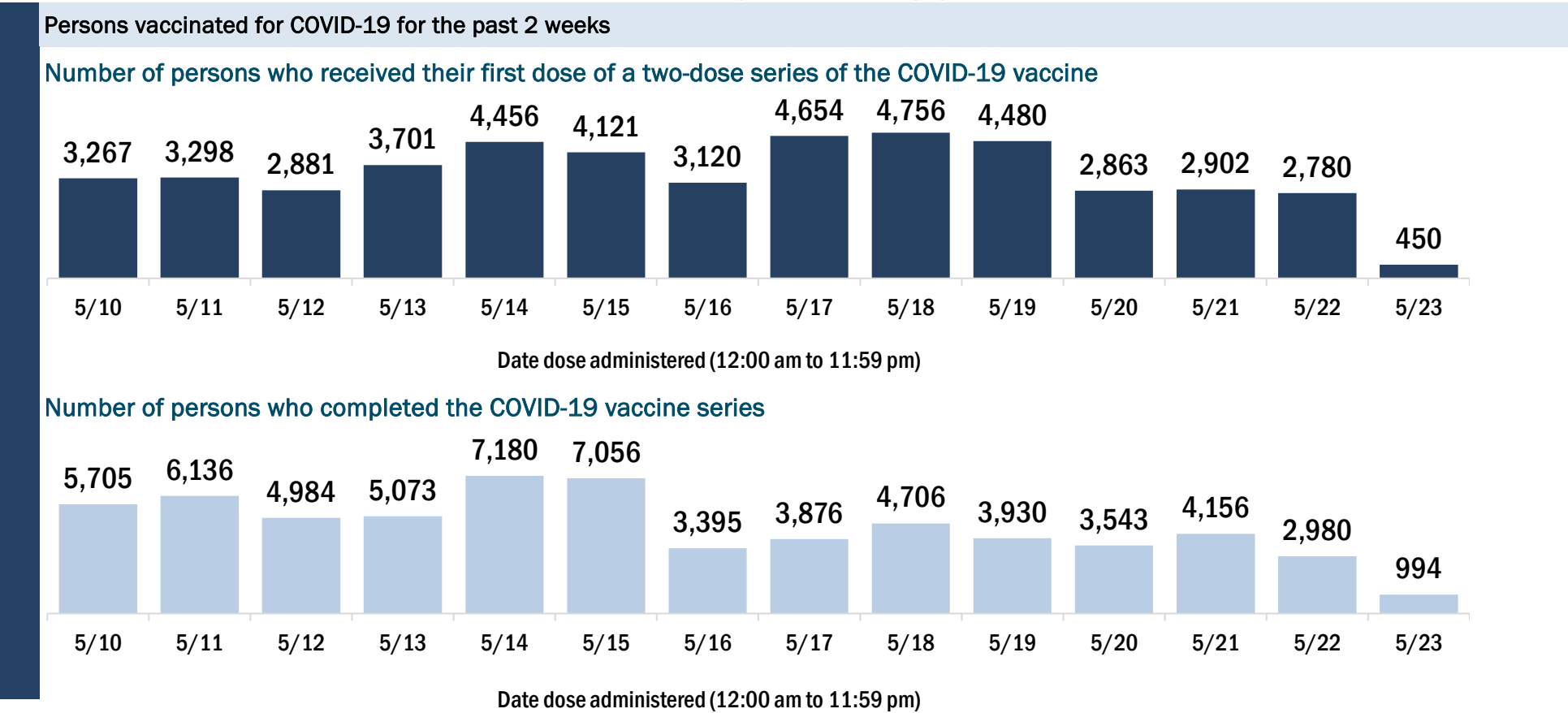
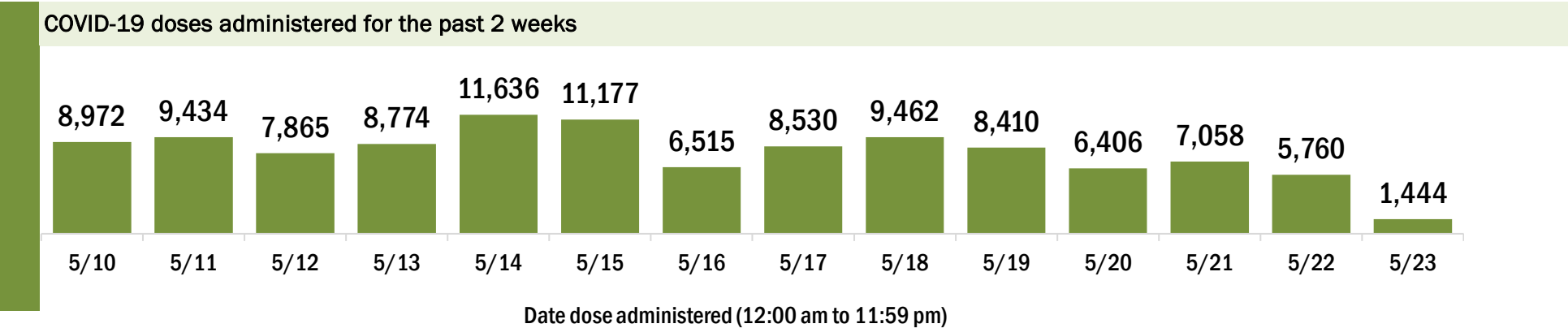
Data in this report are provisional and subject to change.

Data in this summary pertain to COVID-19 vaccines approved by the U.S. Food and Drug Administration and have been issued an Emergency Use Authorization (Janssen COVID-19 Vaccine, Moderna COVID-19 Vaccine and Pfizer-BioNTech COVID-19 Vaccine). These data summarize the number of people who have received either their first dose or have completed the series for a COVID-19 vaccine. **A person can only be counted in one category, first dose or series complete.** For persons receiving Moderna or Pfizer vaccines, once they receive their second dose, they are moved from the first dose column to the series completed column. **Because of this, the total first dose category may show a change from report to report not matching the total receiving their first dose from the previous day.** Persons receiving Johnson & Johnson vaccines will always be counted in the series completed column.

COVID-19 doses for vaccinated persons in Florida	
Doses administered	1,045,952
People receiving one dose of a 1-dose series (Johnson & Johnson) or receiving only one dose of a 2-dose series (Moderna, Pfizer) count once. Persons receiving both doses of a 2-dose series count twice.	

Current status of persons vaccinated for COVID-19 in Florida	
Total people vaccinated	619,135
First dose	123,604
Series completed	495,531
Completed 1-dose series	68,714
Completed 2-dose series	426,817
First dose: current number of people who have only received their first dose of the Moderna or Pfizer vaccine.	
Series complete: current number of people who have received both Moderna or Pfizer vaccine doses or one Johnson & Johnson dose and are considered fully immunized.	

Demographic summary	First dose	Series complete	Total people vaccinated
Age group	123,604	495,531	619,135
12-14 years	6,303	0	6,303
15-24 years	21,714	46,100	67,814
25-34 years	22,201	66,800	89,001
35-44 years	21,637	80,840	102,477
45-54 years	19,327	87,805	107,132
55-64 years	15,689	91,919	107,608
65-74 years	8,972	75,845	84,817
75-84 years	4,606	34,199	38,805
85+ years	3,155	12,023	15,178
Race	123,604	495,531	619,135
White	60,333	293,379	353,712
Black	12,848	39,693	52,541
American Indian/Alaskan	611	1,576	2,187
Other	23,931	85,103	109,034
Unknown	25,881	75,780	101,661
Other race includes Asian, native Hawaiian/Pacific Islander, or other.			
Ethnicity	123,604	495,531	619,135
Hispanic	30,256	70,140	100,396
Non-Hispanic	41,205	242,410	283,615
Unknown	52,143	182,981	235,124
Gender	123,604	495,531	619,135
Female	63,882	268,143	332,025
Male	58,006	226,308	284,314
Unknown	1,716	1,080	2,796



# COVID-19: Osceola County vaccine summary

Vaccination data through May 23, 2021 as of May 24, 2021 at 12:05 AM

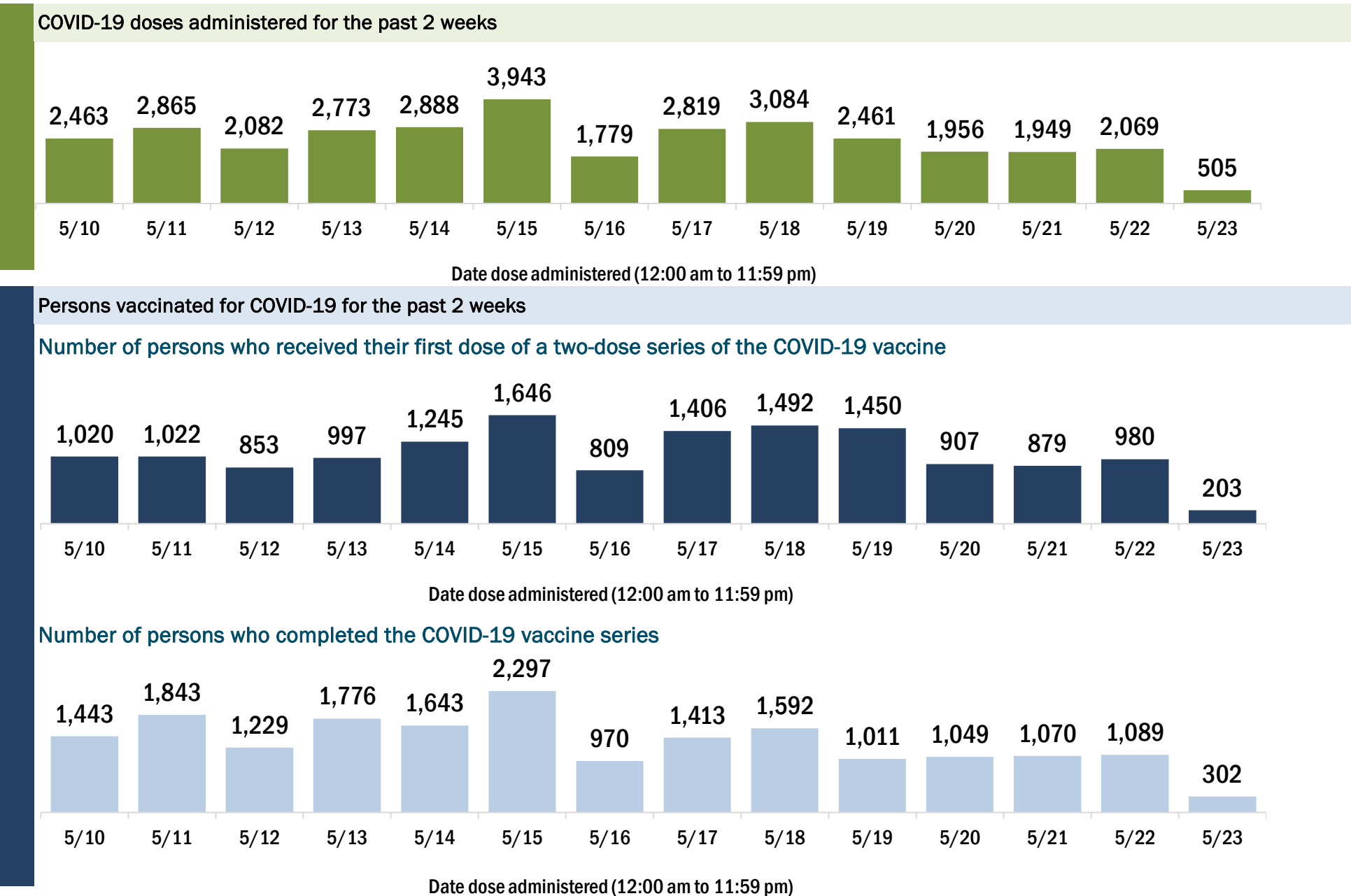
Data in this report are provisional and subject to change.

Data in this summary pertain to COVID-19 vaccines approved by the U.S. Food and Drug Administration and have been issued an Emergency Use Authorization (Janssen COVID-19 Vaccine, Moderna COVID-19 Vaccine and Pfizer-BioNTech COVID-19 Vaccine). These data summarize the number of people who have received either their first dose or have completed the series for a COVID-19 vaccine. **A person can only be counted in one category, first dose or series complete.** For persons receiving Moderna or Pfizer vaccines, once they receive their second dose, they are moved from the first dose column to the series completed column. **Because of this, the total first dose category may show a change from report to report not matching the total receiving their first dose from the previous day.** Persons receiving Johnson & Johnson vaccines will always be counted in the series completed column.

COVID-19 doses for vaccinated persons in Florida	
Doses administered	282,059
People receiving one dose of a 1-dose series (Johnson & Johnson) or receiving only one dose of a 2-dose series (Moderna, Pfizer) count once. Persons receiving both doses of a 2-dose series count twice.	

Current status of persons vaccinated for COVID-19 in Florida	
Total people vaccinated	167,209
First dose	36,866
Series completed	130,343
Completed 1-dose series	15,493
Completed 2-dose series	114,850
First dose: current number of people who have only received their first dose of the Moderna or Pfizer vaccine.	
Series complete: current number of people who have received both Moderna or Pfizer vaccine doses or one Johnson & Johnson dose and are considered fully immunized.	

Demographic summary	First dose	Series complete	Total people vaccinated
Age group	36,866	130,343	167,209
12-14 years	1,555	0	1,555
15-24 years	6,385	10,335	16,720
25-34 years	5,913	14,305	20,218
35-44 years	6,683	18,900	25,583
45-54 years	6,398	23,142	29,540
55-64 years	5,119	25,507	30,626
65-74 years	2,879	23,906	26,785
75-84 years	1,478	11,058	12,536
85+ years	456	3,190	3,646
Race	36,866	130,343	167,209
White	18,600	77,456	96,056
Black	2,119	6,956	9,075
American Indian/Alaskan	192	584	776
Other	8,004	23,301	31,305
Unknown	7,951	22,046	29,997
Other race includes Asian, native Hawaiian/Pacific Islander, or other.			
Ethnicity	36,866	130,343	167,209
Hispanic	15,184	41,055	56,239
Non-Hispanic	7,798	45,222	53,020
Unknown	13,884	44,066	57,950
Gender	36,866	130,343	167,209
Female	19,741	72,034	91,775
Male	17,061	58,217	75,278
Unknown	64	92	156



# COVID-19: Palm Beach County vaccine summary

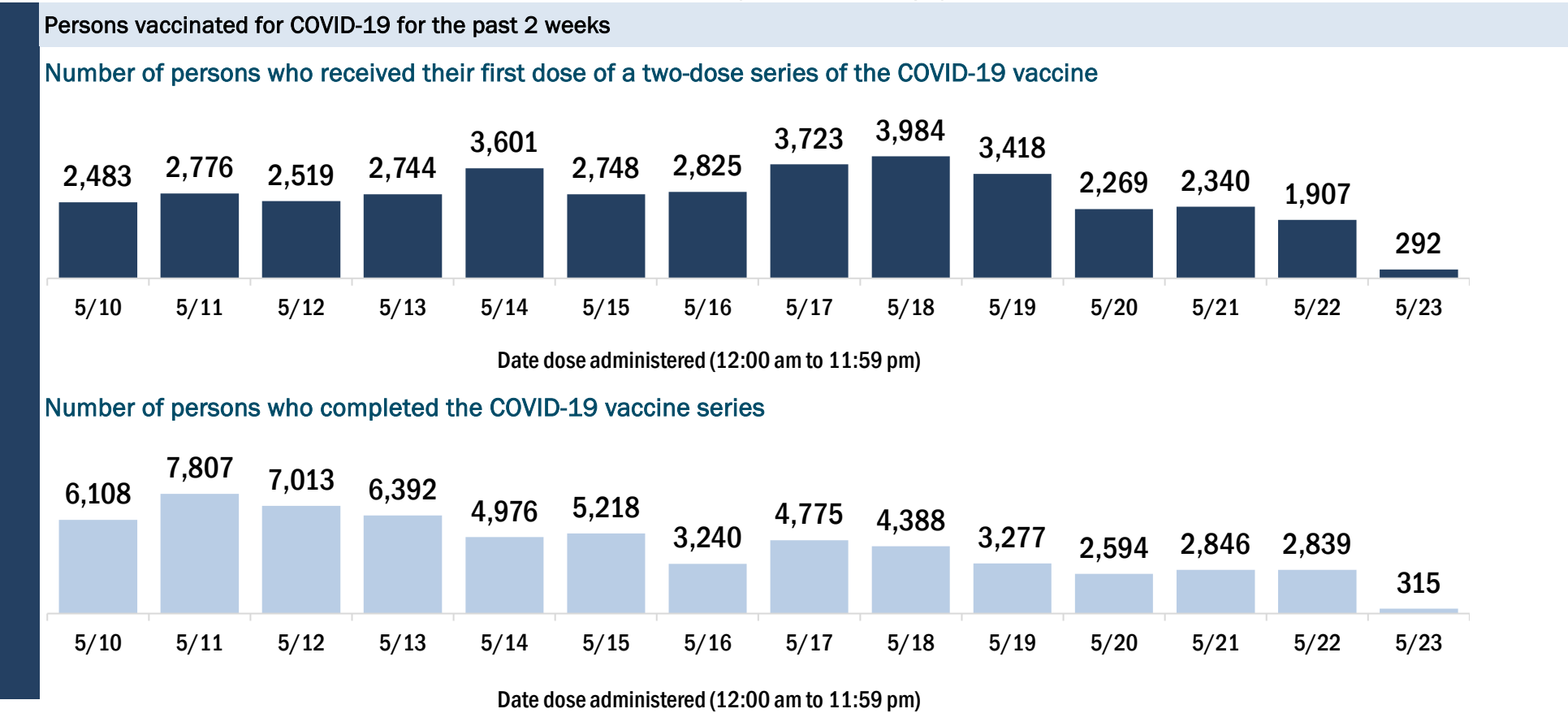
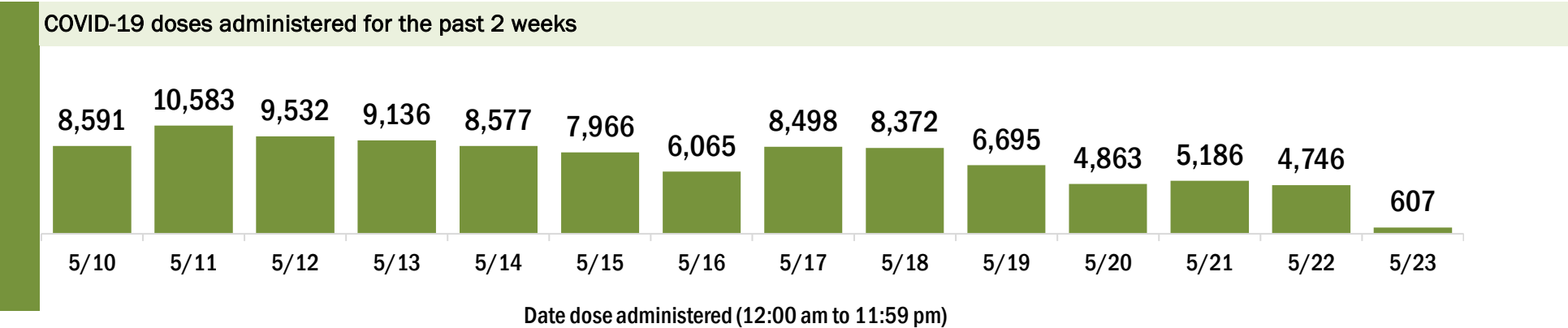
Vaccination data through May 23, 2021 as of May 24, 2021 at 12:05 AM

Data in this report are provisional and subject to change.

Data in this summary pertain to COVID-19 vaccines approved by the U.S. Food and Drug Administration and have been issued an Emergency Use Authorization (Janssen COVID-19 Vaccine, Moderna COVID-19 Vaccine and Pfizer-BioNTech COVID-19 Vaccine). These data summarize the number of people who have received either their first dose or have completed the series for a COVID-19 vaccine. **A person can only be counted in one category, first dose or series complete.** For persons receiving Moderna or Pfizer vaccines, once they receive their second dose, they are moved from the first dose column to the series completed column. **Because of this, the total first dose category may show a change from report to report not matching the total receiving their first dose from the previous day.** Persons receiving Johnson & Johnson vaccines will always be counted in the series completed column.

COVID-19 doses for vaccinated persons in Florida	
Doses administered	1,259,794
People receiving one dose of a 1-dose series (Johnson & Johnson) or receiving only one dose of a 2-dose series (Moderna, Pfizer) count once. Persons receiving both doses of a 2-dose series count twice.	

Demographic summary			
Age group	First dose	Series complete	Total people vaccinated
12-14 years	4,170	0	4,170
15-24 years	15,772	29,469	45,241
25-34 years	15,725	42,269	57,994
35-44 years	18,200	58,145	76,345
45-54 years	20,955	80,662	101,617
55-64 years	22,891	113,570	136,461
65-74 years	21,506	135,282	156,788
75-84 years	14,402	89,583	103,985
85+ years	6,833	36,447	43,280
Race	140,454	585,427	725,881
White	79,224	368,787	448,011
Black	13,374	35,770	49,144
American Indian/Alaskan	690	1,843	2,533
Other	16,026	57,690	73,716
Unknown	31,140	121,337	152,477
Other race includes Asian, native Hawaiian/Pacific Islander, or other.			
Ethnicity	140,454	585,427	725,881
Hispanic	26,103	69,920	96,023
Non-Hispanic	59,471	296,790	356,261
Unknown	54,880	218,717	273,597
Gender	140,454	585,427	725,881
Female	74,473	324,426	398,899
Male	65,491	260,577	326,068
Unknown	490	424	914





# COVID-19: Pasco County vaccine summary

Vaccination data through May 23, 2021 as of May 24, 2021 at 12:05 AM

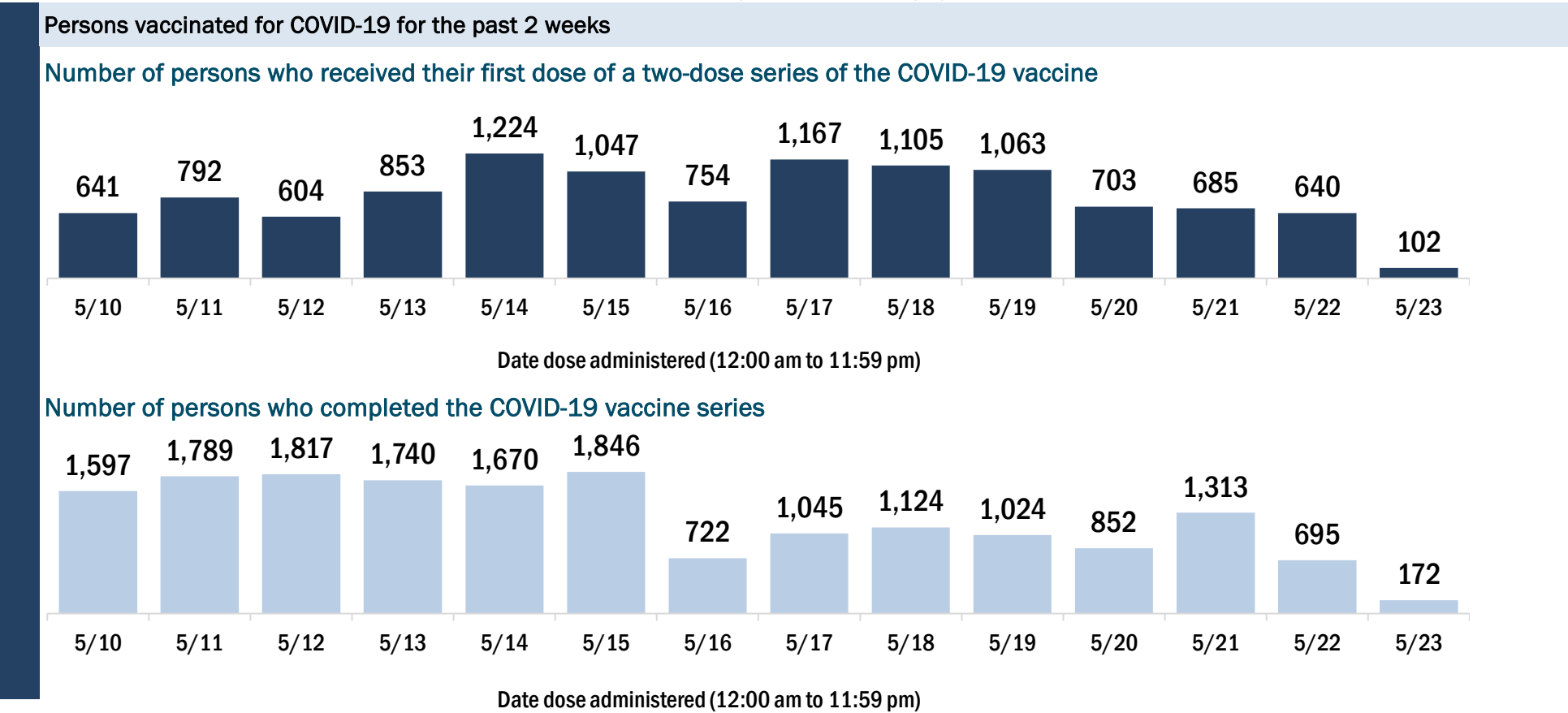
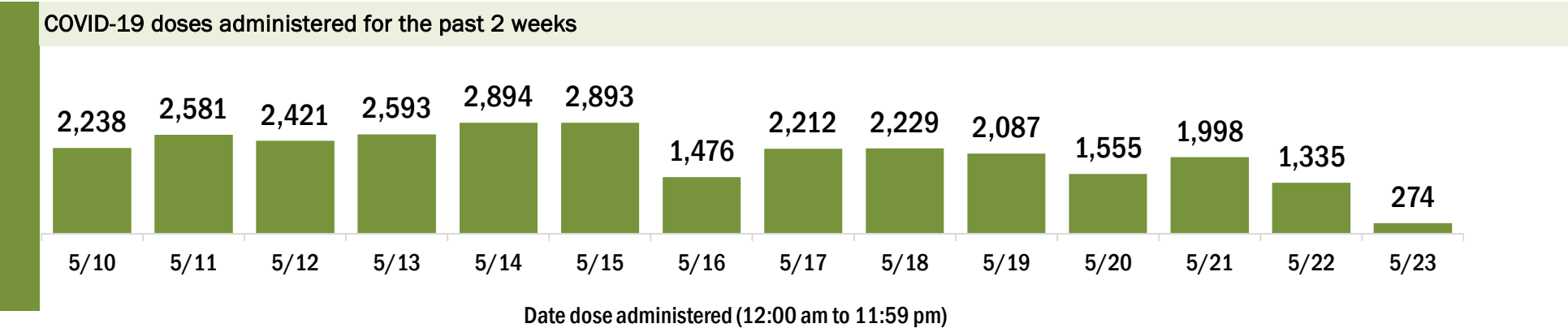
Data in this report are provisional and subject to change.

Data in this summary pertain to COVID-19 vaccines approved by the U.S. Food and Drug Administration and have been issued an Emergency Use Authorization (Janssen COVID-19 Vaccine, Moderna COVID-19 Vaccine and Pfizer-BioNTech COVID-19 Vaccine). These data summarize the number of people who have received either their first dose or have completed the series for a COVID-19 vaccine. **A person can only be counted in one category, first dose or series complete.** For persons receiving Moderna or Pfizer vaccines, once they receive their second dose, they are moved from the first dose column to the series completed column. **Because of this, the total first dose category may show a change from report to report not matching the total receiving their first dose from the previous day.** Persons receiving Johnson & Johnson vaccines will always be counted in the series completed column.

COVID-19 doses for vaccinated persons in Florida	
Doses administered	404,508
People receiving one dose of a 1-dose series (Johnson & Johnson) or receiving only one dose of a 2-dose series (Moderna, Pfizer) count once. Persons receiving both doses of a 2-dose series count twice.	

Current status of persons vaccinated for COVID-19 in Florida	
Total people vaccinated	232,710
First dose	44,457
Series completed	188,253
Completed 1-dose series	16,455
Completed 2-dose series	171,798
First dose: current number of people who have only received their first dose of the Moderna or Pfizer vaccine.	
Series complete: current number of people who have received both Moderna or Pfizer vaccine doses or one Johnson & Johnson dose and are considered fully immunized.	

Demographic summary	First dose	Series complete	Total people vaccinated
Age group	44,457	188,253	232,710
12-14 years	1,362	0	1,362
15-24 years	5,042	9,504	14,546
25-34 years	4,267	12,264	16,531
35-44 years	5,543	19,661	25,204
45-54 years	6,344	26,621	32,965
55-64 years	7,284	37,581	44,865
65-74 years	7,812	46,822	54,634
75-84 years	5,115	27,612	32,727
85+ years	1,688	8,188	9,876
Race	44,457	188,253	232,710
White	29,978	139,042	169,020
Black	2,020	5,779	7,799
American Indian/Alaskan	242	703	945
Other	5,344	18,407	23,751
Unknown	6,873	24,322	31,195
Other race includes Asian, native Hawaiian/Pacific Islander, or other.			
Ethnicity	44,457	188,253	232,710
Hispanic	4,978	12,756	17,734
Non-Hispanic	22,696	110,938	133,634
Unknown	16,783	64,559	81,342
Gender	44,457	188,253	232,710
Female	23,858	106,418	130,276
Male	20,558	81,711	102,269
Unknown	41	124	165





# COVID-19: Pinellas County vaccine summary

Vaccination data through May 23, 2021 as of May 24, 2021 at 12:05 AM

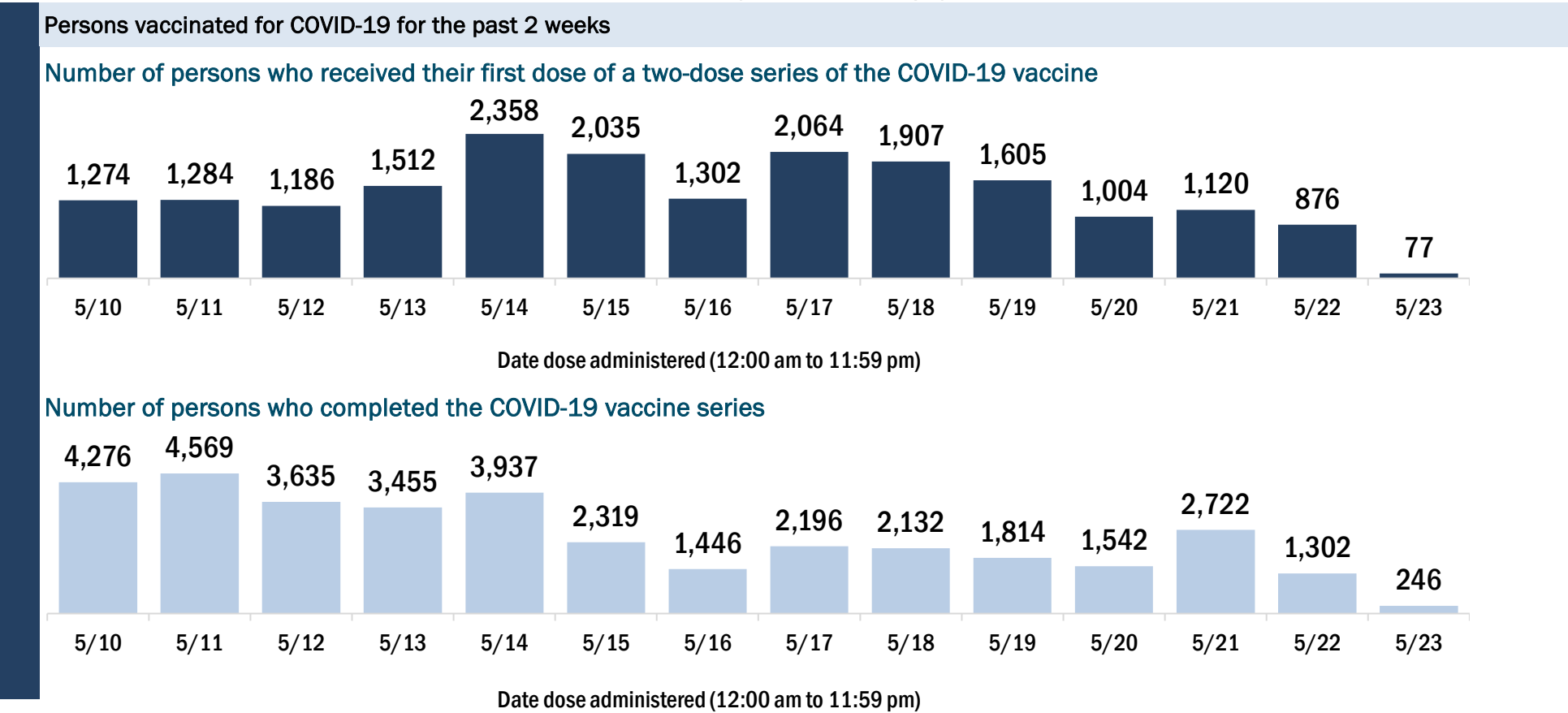
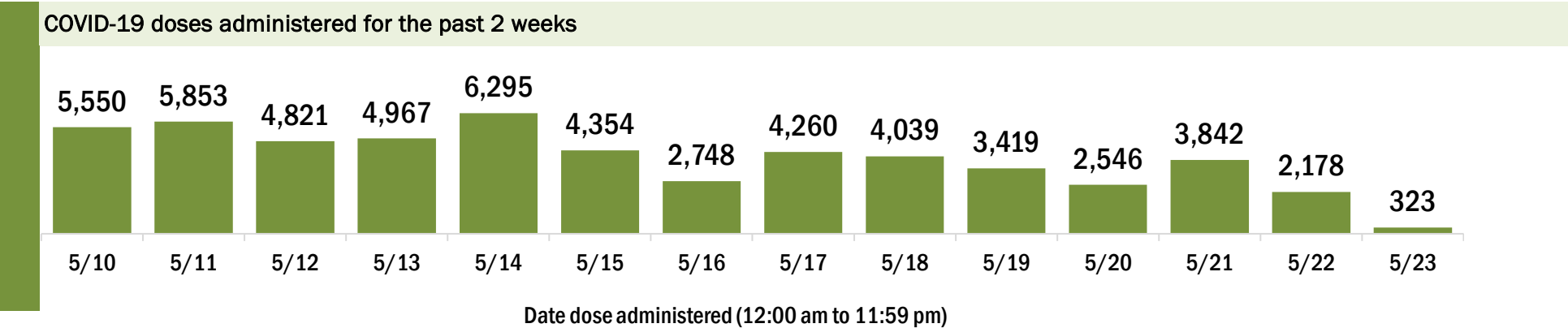
Data in this report are provisional and subject to change.

Data in this summary pertain to COVID-19 vaccines approved by the U.S. Food and Drug Administration and have been issued an Emergency Use Authorization (Janssen COVID-19 Vaccine, Moderna COVID-19 Vaccine and Pfizer-BioNTech COVID-19 Vaccine). These data summarize the number of people who have received either their first dose or have completed the series for a COVID-19 vaccine. **A person can only be counted in one category, first dose or series complete.** For persons receiving Moderna or Pfizer vaccines, once they receive their second dose, they are moved from the first dose column to the series completed column. **Because of this, the total first dose category may show a change from report to report not matching the total receiving their first dose from the previous day.** Persons receiving Johnson & Johnson vaccines will always be counted in the series completed column.

COVID-19 doses for vaccinated persons in Florida	
Doses administered	831,128
People receiving one dose of a 1-dose series (Johnson & Johnson) or receiving only one dose of a 2-dose series (Moderna, Pfizer) count once. Persons receiving both doses of a 2-dose series count twice.	

Current status of persons vaccinated for COVID-19 in Florida	
Total people vaccinated	465,934
First dose	74,319
Series completed	391,615
Completed 1-dose series	26,421
Completed 2-dose series	365,194
First dose: current number of people who have only received their first dose of the Moderna or Pfizer vaccine.	
Series complete: current number of people who have received both Moderna or Pfizer vaccine doses or one Johnson & Johnson dose and are considered fully immunized.	

Demographic summary	First dose	Series complete	Total people vaccinated
Age group	74,319	391,615	465,934
12-14 years	2,179	0	2,179
15-24 years	8,161	17,468	25,629
25-34 years	8,806	30,561	39,367
35-44 years	9,185	37,064	46,249
45-54 years	10,231	51,183	61,414
55-64 years	12,960	87,389	100,349
65-74 years	12,348	97,490	109,838
75-84 years	7,195	51,194	58,389
85+ years	3,254	19,266	22,520
Race	74,319	391,615	465,934
White	47,578	288,744	336,322
Black	4,988	17,415	22,403
American Indian/Alaskan	363	954	1,317
Other	8,062	32,677	40,739
Unknown	13,328	51,825	65,153
Other race includes Asian, native Hawaiian/Pacific Islander, or other.			
Ethnicity	74,319	391,615	465,934
Hispanic	5,312	14,881	20,193
Non-Hispanic	38,782	242,892	281,674
Unknown	30,225	133,842	164,067
Gender	74,319	391,615	465,934
Female	40,025	219,283	259,308
Male	34,136	171,713	205,849
Unknown	158	619	777



# COVID-19: Polk County vaccine summary

Vaccination data through May 23, 2021 as of May 24, 2021 at 12:05 AM

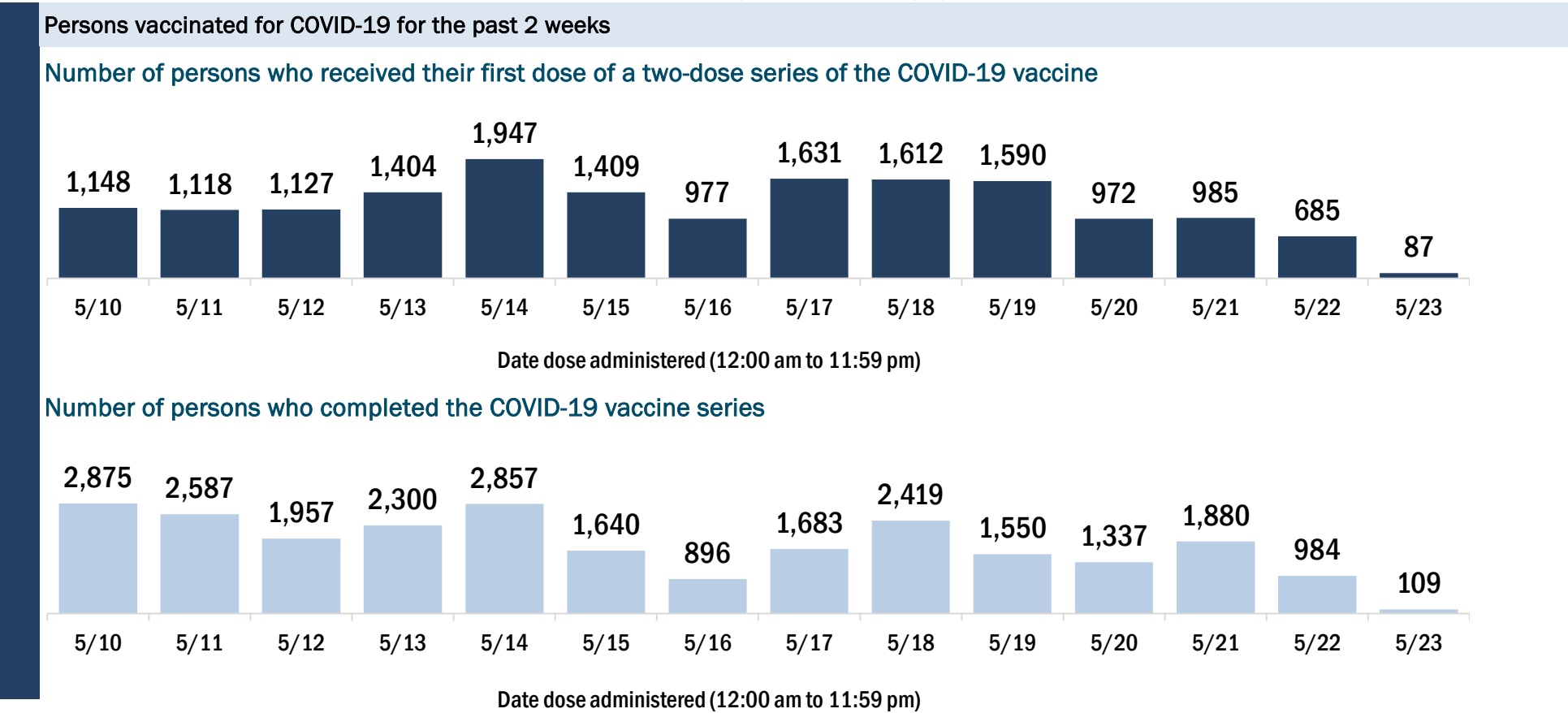
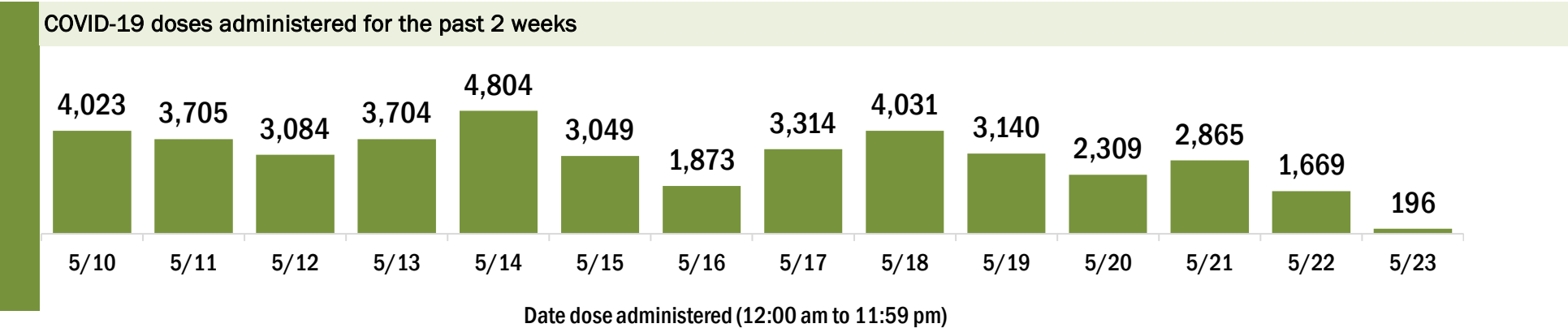
Data in this report are provisional and subject to change.

Data in this summary pertain to COVID-19 vaccines approved by the U.S. Food and Drug Administration and have been issued an Emergency Use Authorization (Janssen COVID-19 Vaccine, Moderna COVID-19 Vaccine and Pfizer-BioNTech COVID-19 Vaccine). These data summarize the number of people who have received either their first dose or have completed the series for a COVID-19 vaccine. **A person can only be counted in one category, first dose or series complete.** For persons receiving Moderna or Pfizer vaccines, once they receive their second dose, they are moved from the first dose column to the series completed column. **Because of this, the total first dose category may show a change from report to report not matching the total receiving their first dose from the previous day.** Persons receiving Johnson & Johnson vaccines will always be counted in the series completed column.

COVID-19 doses for vaccinated persons in Florida	
Doses administered	463,912
People receiving one dose of a 1-dose series (Johnson & Johnson) or receiving only one dose of a 2-dose series (Moderna, Pfizer) count once. Persons receiving both doses of a 2-dose series count twice.	

Current status of persons vaccinated for COVID-19 in Florida	
Total people vaccinated	270,206
First dose	61,160
Series completed	209,046
Completed 1-dose series	15,340
Completed 2-dose series	193,706
First dose: current number of people who have only received their first dose of the Moderna or Pfizer vaccine.	
Series complete: current number of people who have received both Moderna or Pfizer vaccine doses or one Johnson & Johnson dose and are considered fully immunized.	

Demographic summary	First dose	Series complete	Total people vaccinated
Age group	61,160	209,046	270,206
12-14 years	1,449	0	1,449
15-24 years	6,805	10,050	16,855
25-34 years	7,195	15,633	22,828
35-44 years	8,060	20,042	28,102
45-54 years	8,766	27,049	35,815
55-64 years	10,005	40,554	50,559
65-74 years	10,226	54,267	64,493
75-84 years	6,414	32,158	38,572
85+ years	2,240	9,293	11,533
Race	61,160	209,046	270,206
White	35,250	143,544	178,794
Black	5,685	14,955	20,640
American Indian/Alaskan	424	981	1,405
Other	8,312	19,709	28,021
Unknown	11,489	29,857	41,346
Other race includes Asian, native Hawaiian/Pacific Islander, or other.			
Ethnicity	61,160	209,046	270,206
Hispanic	12,868	26,844	39,712
Non-Hispanic	24,952	114,506	139,458
Unknown	23,340	67,696	91,036
Gender	61,160	209,046	270,206
Female	32,107	116,326	148,433
Male	28,931	92,616	121,547
Unknown	122	104	226



# COVID-19: Putnam County vaccine summary

Vaccination data through May 23, 2021 as of May 24, 2021 at 12:05 AM

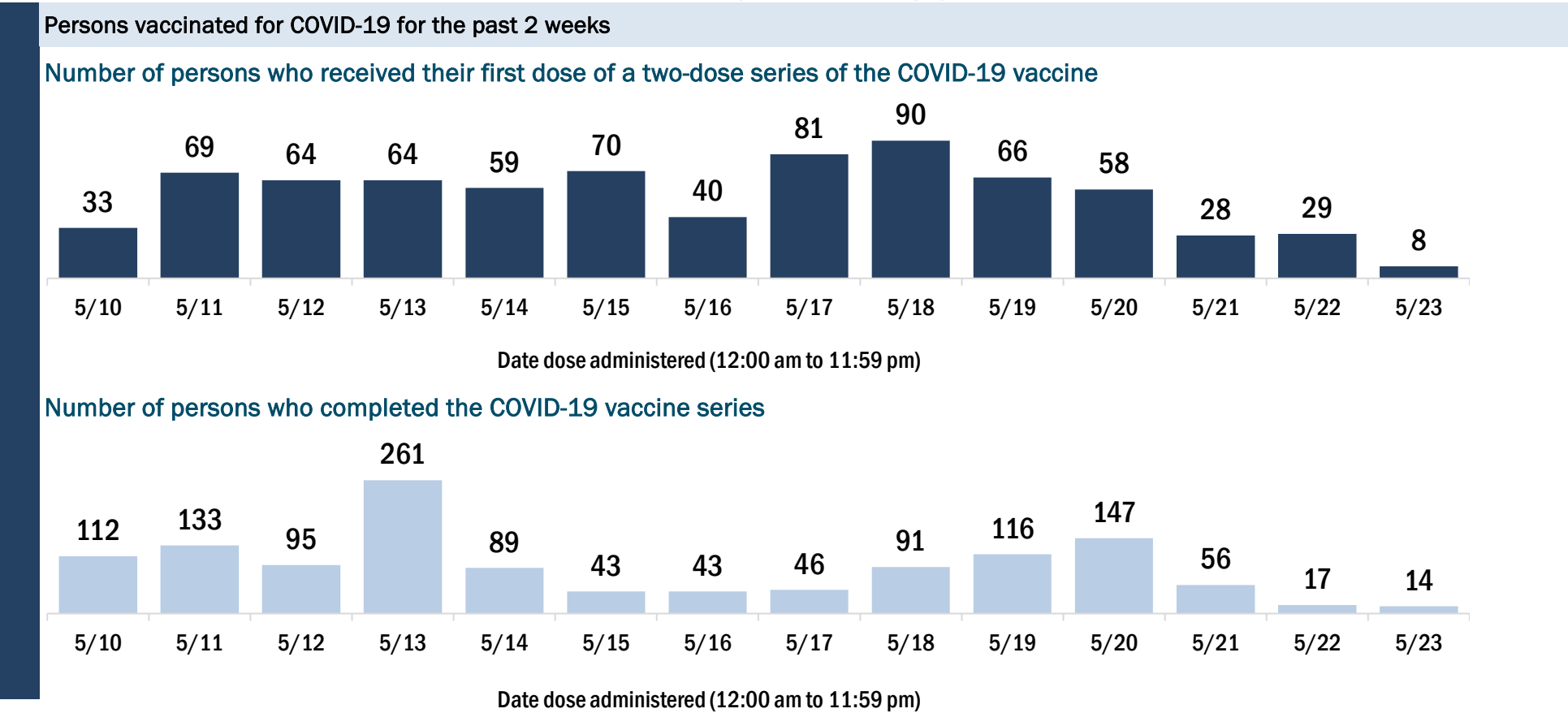
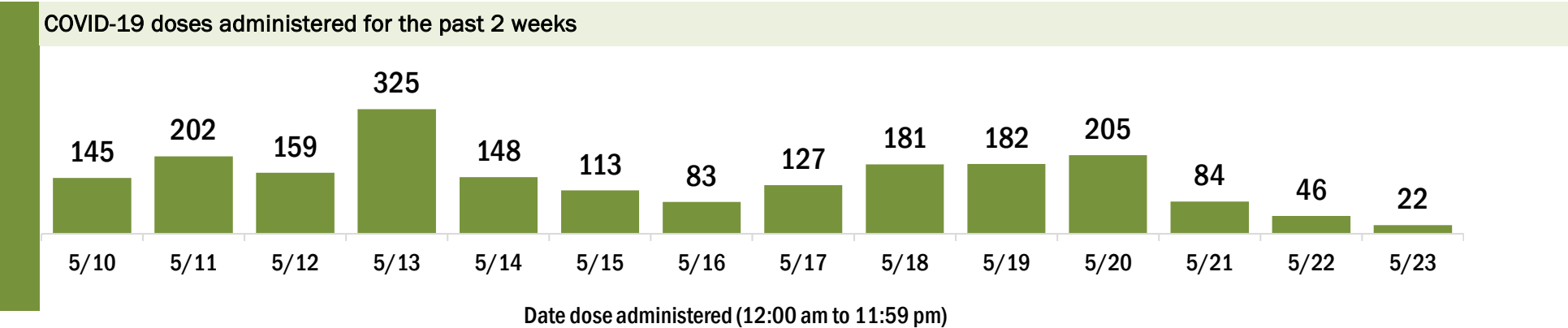
Data in this report are provisional and subject to change.

Data in this summary pertain to COVID-19 vaccines approved by the U.S. Food and Drug Administration and have been issued an Emergency Use Authorization (Janssen COVID-19 Vaccine, Moderna COVID-19 Vaccine and Pfizer-BioNTech COVID-19 Vaccine). These data summarize the number of people who have received either their first dose or have completed the series for a COVID-19 vaccine. **A person can only be counted in one category, first dose or series complete.** For persons receiving Moderna or Pfizer vaccines, once they receive their second dose, they are moved from the first dose column to the series completed column. **Because of this, the total first dose category may show a change from report to report not matching the total receiving their first dose from the previous day.** Persons receiving Johnson & Johnson vaccines will always be counted in the series completed column.

COVID-19 doses for vaccinated persons in Florida	
Doses administered	36,082
People receiving one dose of a 1-dose series (Johnson & Johnson) or receiving only one dose of a 2-dose series (Moderna, Pfizer) count once. Persons receiving both doses of a 2-dose series count twice.	

Current status of persons vaccinated for COVID-19 in Florida	
Total people vaccinated	21,166
First dose	4,945
Series completed	16,221
Completed 1-dose series	1,305
Completed 2-dose series	14,916
First dose: current number of people who have only received their first dose of the Moderna or Pfizer vaccine.	
Series complete: current number of people who have received both Moderna or Pfizer vaccine doses or one Johnson & Johnson dose and are considered fully immunized.	

Demographic summary	First dose	Series complete	Total people vaccinated
Age group	4,945	16,221	21,166
12-14 years	49	0	49
15-24 years	271	413	684
25-34 years	338	691	1,029
35-44 years	365	974	1,339
45-54 years	586	1,640	2,226
55-64 years	1,066	3,635	4,701
65-74 years	1,278	5,242	6,520
75-84 years	750	2,760	3,510
85+ years	242	866	1,108
Race	4,945	16,221	21,166
White	3,510	12,450	15,960
Black	549	1,898	2,447
American Indian/Alaskan	47	124	171
Other	488	966	1,454
Unknown	351	783	1,134
Other race includes Asian, native Hawaiian/Pacific Islander, or other.			
Ethnicity	4,945	16,221	21,166
Hispanic	383	756	1,139
Non-Hispanic	3,526	12,688	16,214
Unknown	1,036	2,777	3,813
Gender	4,945	16,221	21,166
Female	2,653	9,126	11,779
Male	2,275	7,086	9,361
Unknown	17	9	26



# COVID-19: Santa Rosa County vaccine summary

Vaccination data through May 23, 2021 as of May 24, 2021 at 12:05 AM

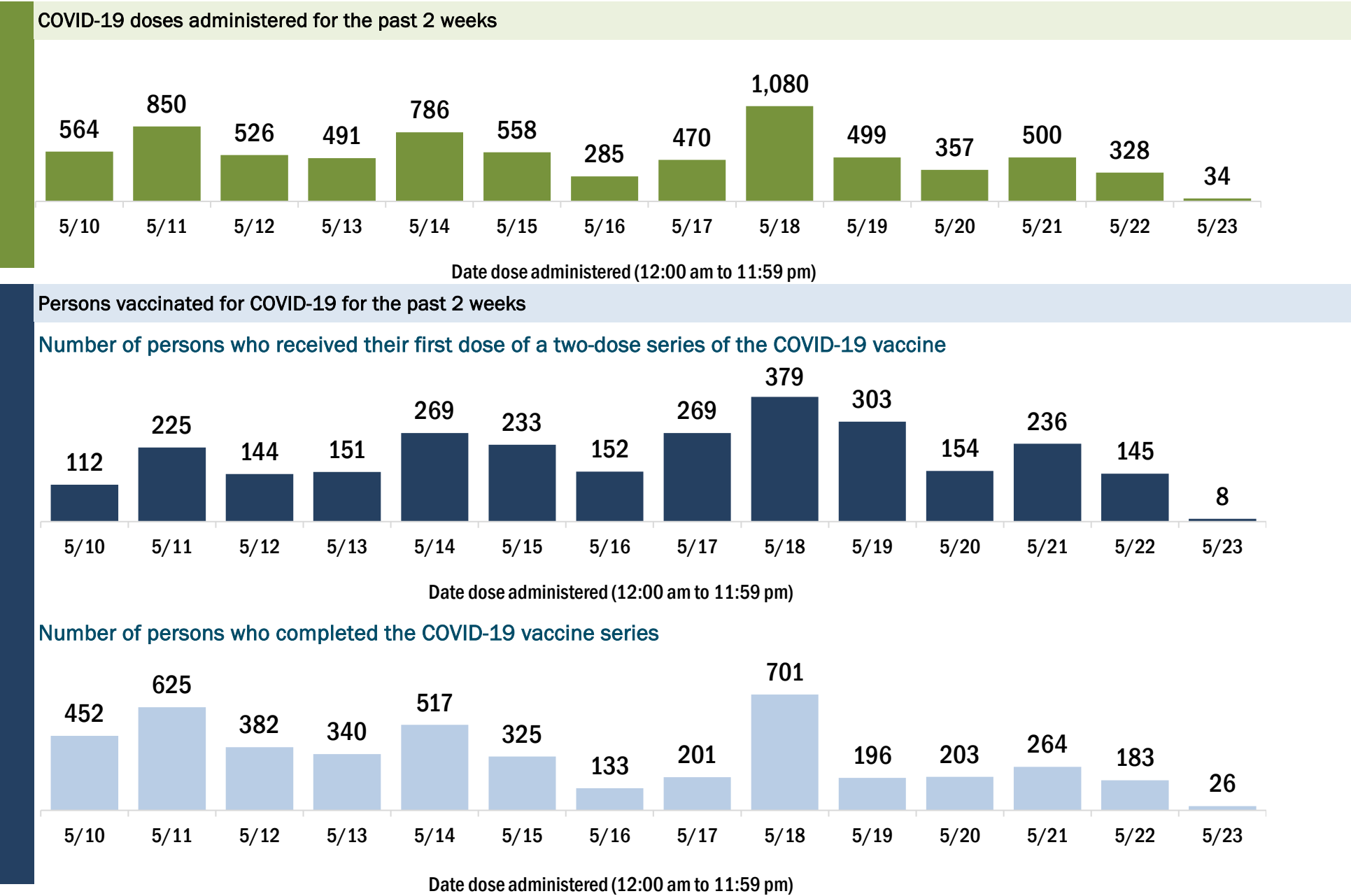
Data in this report are provisional and subject to change.

Data in this summary pertain to COVID-19 vaccines approved by the U.S. Food and Drug Administration and have been issued an Emergency Use Authorization (Janssen COVID-19 Vaccine, Moderna COVID-19 Vaccine and Pfizer-BioNTech COVID-19 Vaccine). These data summarize the number of people who have received either their first dose or have completed the series for a COVID-19 vaccine. **A person can only be counted in one category, first dose or series complete.** For persons receiving Moderna or Pfizer vaccines, once they receive their second dose, they are moved from the first dose column to the series completed column. **Because of this, the total first dose category may show a change from report to report not matching the total receiving their first dose from the previous day.** Persons receiving Johnson & Johnson vaccines will always be counted in the series completed column.

COVID-19 doses for vaccinated persons in Florida	
Doses administered	108,473
People receiving one dose of a 1-dose series (Johnson & Johnson) or receiving only one dose of a 2-dose series (Moderna, Pfizer) count once. Persons receiving both doses of a 2-dose series count twice.	

Current status of persons vaccinated for COVID-19 in Florida	
Total people vaccinated	61,708
First dose	11,590
Series completed	50,118
Completed 1-dose series	3,353
Completed 2-dose series	46,765
First dose: current number of people who have only received their first dose of the Moderna or Pfizer vaccine.	
Series complete: current number of people who have received both Moderna or Pfizer vaccine doses or one Johnson & Johnson dose and are considered fully immunized.	

Demographic summary	First dose	Series complete	Total people vaccinated
Age group	11,590	50,118	61,708
12-14 years	300	0	300
15-24 years	1,407	2,441	3,848
25-34 years	1,310	3,482	4,792
35-44 years	1,630	5,027	6,657
45-54 years	1,721	6,937	8,658
55-64 years	2,161	11,154	13,315
65-74 years	1,866	12,943	14,809
75-84 years	910	6,309	7,219
85+ years	285	1,825	2,110
Race	11,590	50,118	61,708
White	7,447	36,723	44,170
Black	631	1,954	2,585
American Indian/Alaskan	75	301	376
Other	889	3,524	4,413
Unknown	2,548	7,616	10,164
Other race includes Asian, native Hawaiian/Pacific Islander, or other.			
Ethnicity	11,590	50,118	61,708
Hispanic	590	1,704	2,294
Non-Hispanic	6,459	33,857	40,316
Unknown	4,541	14,557	19,098
Gender	11,590	50,118	61,708
Female	6,041	27,627	33,668
Male	5,538	22,474	28,012
Unknown	11	17	28





# COVID-19: Sarasota County vaccine summary

Vaccination data through May 23, 2021 as of May 24, 2021 at 12:05 AM

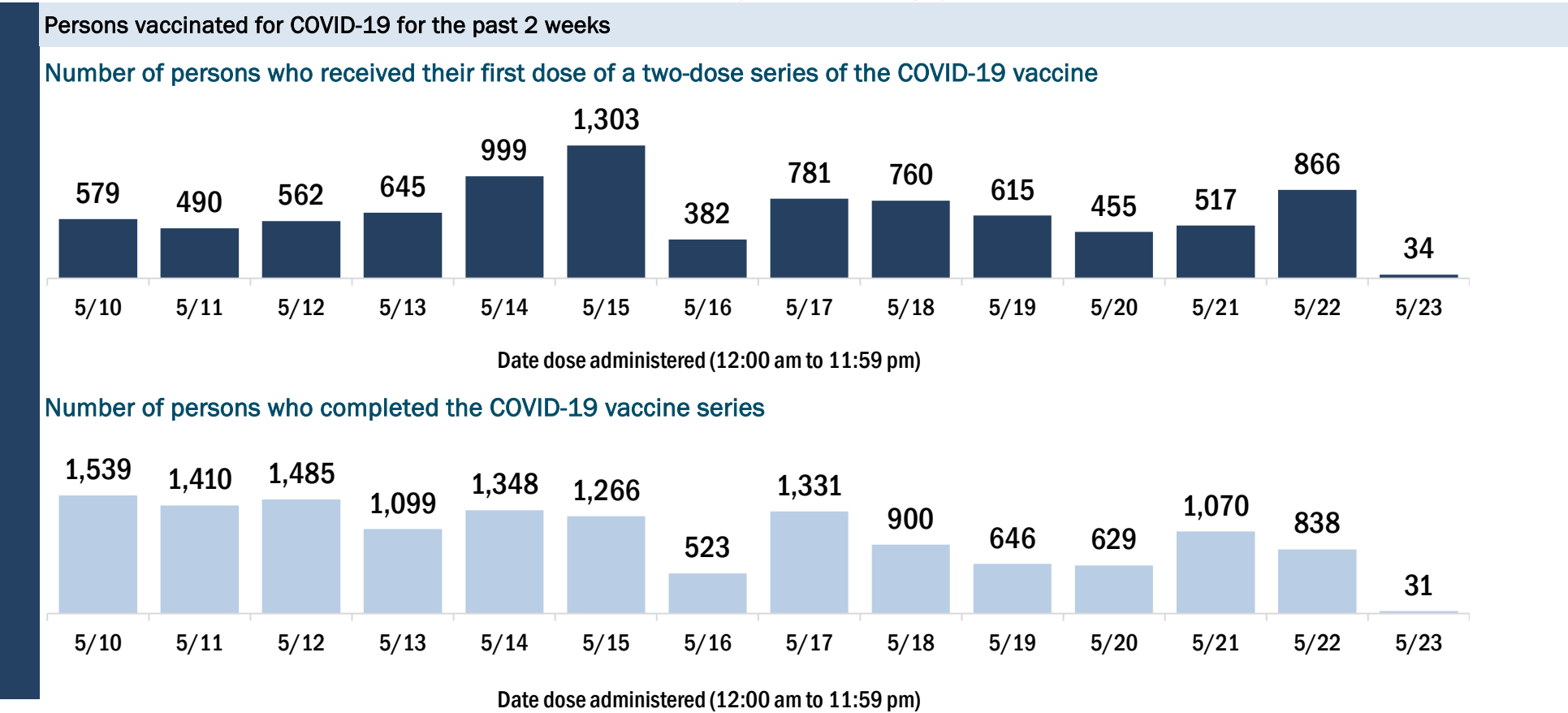
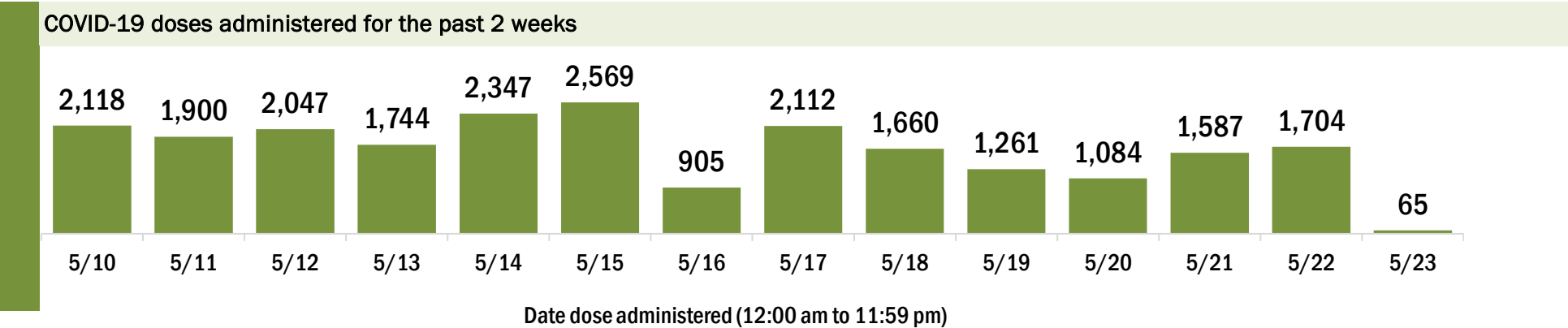
Data in this report are provisional and subject to change.

Data in this summary pertain to COVID-19 vaccines approved by the U.S. Food and Drug Administration and have been issued an Emergency Use Authorization (Janssen COVID-19 Vaccine, Moderna COVID-19 Vaccine and Pfizer-BioNTech COVID-19 Vaccine). These data summarize the number of people who have received either their first dose or have completed the series for a COVID-19 vaccine. **A person can only be counted in one category, first dose or series complete.** For persons receiving Moderna or Pfizer vaccines, once they receive their second dose, they are moved from the first dose column to the series completed column. **Because of this, the total first dose category may show a change from report to report not matching the total receiving their first dose from the previous day.** Persons receiving Johnson & Johnson vaccines will always be counted in the series completed column.

COVID-19 doses for vaccinated persons in Florida	
Doses administered	449,110
People receiving one dose of a 1-dose series (Johnson & Johnson) or receiving only one dose of a 2-dose series (Moderna, Pfizer) count once. Persons receiving both doses of a 2-dose series count twice.	

Current status of persons vaccinated for COVID-19 in Florida	
Total people vaccinated	255,206
First dose	49,468
Series completed	205,738
Completed 1-dose series	11,834
Completed 2-dose series	193,904
First dose: current number of people who have only received their first dose of the Moderna or Pfizer vaccine.	
Series complete: current number of people who have received both Moderna or Pfizer vaccine doses or one Johnson & Johnson dose and are considered fully immunized.	

Demographic summary	First dose	Series complete	Total people vaccinated
Age group	49,468	205,738	255,206
12-14 years	1,304	0	1,304
15-24 years	4,173	6,418	10,591
25-34 years	3,299	8,141	11,440
35-44 years	3,954	11,492	15,446
45-54 years	5,315	18,421	23,736
55-64 years	8,053	37,883	45,936
65-74 years	11,927	65,815	77,742
75-84 years	8,119	42,504	50,623
85+ years	3,324	15,064	18,388
Race	49,468	205,738	255,206
White	37,125	161,168	198,293
Black	1,232	3,147	4,379
American Indian/Alaskan	192	707	899
Other	3,565	14,224	17,789
Unknown	7,354	26,492	33,846
Other race includes Asian, native Hawaiian/Pacific Islander, or other.			
Ethnicity	49,468	205,738	255,206
Hispanic	4,044	9,022	13,066
Non-Hispanic	29,641	135,182	164,823
Unknown	15,783	61,534	77,317
Gender	49,468	205,738	255,206
Female	26,135	114,584	140,719
Male	23,216	91,027	114,243
Unknown	117	127	244



# COVID-19: Seminole County vaccine summary

Vaccination data through May 23, 2021 as of May 24, 2021 at 12:05 AM

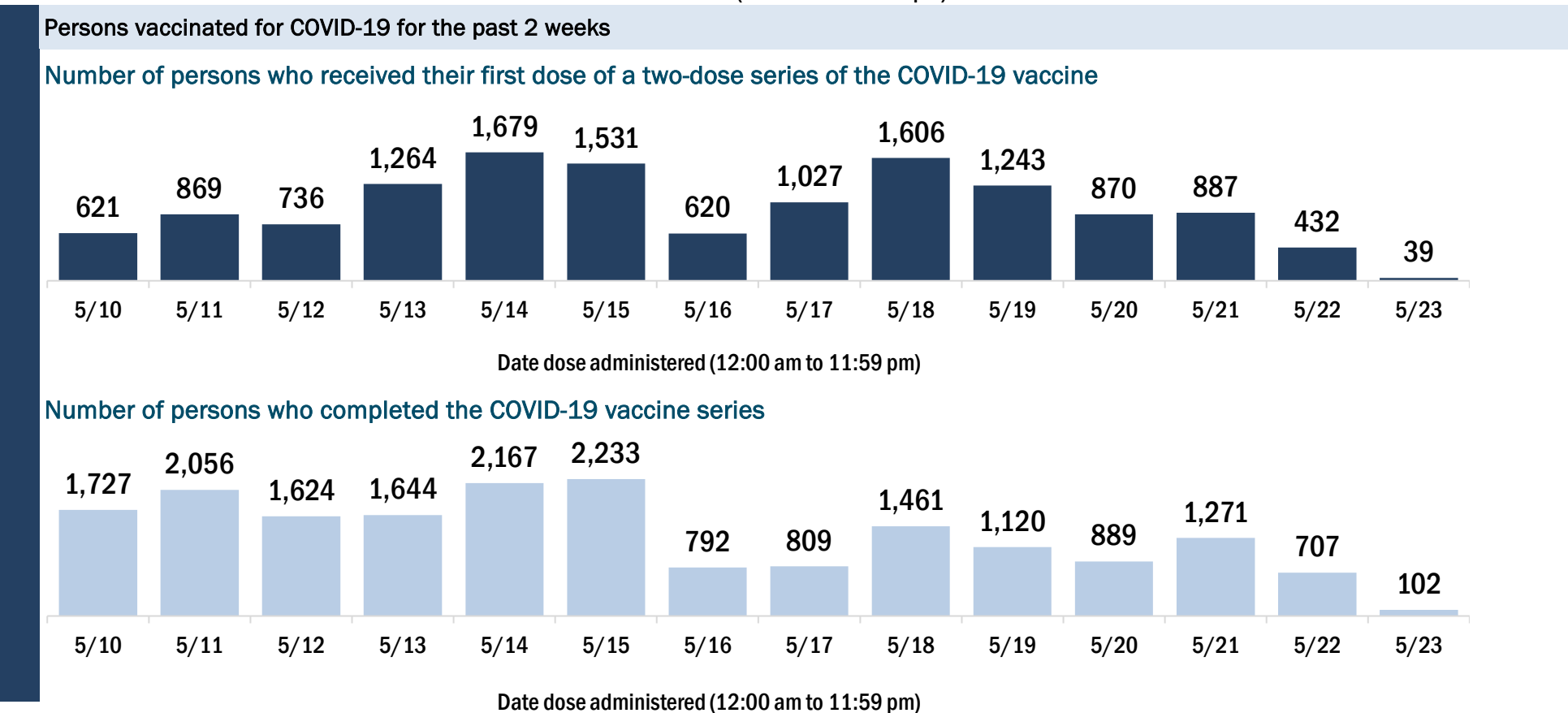
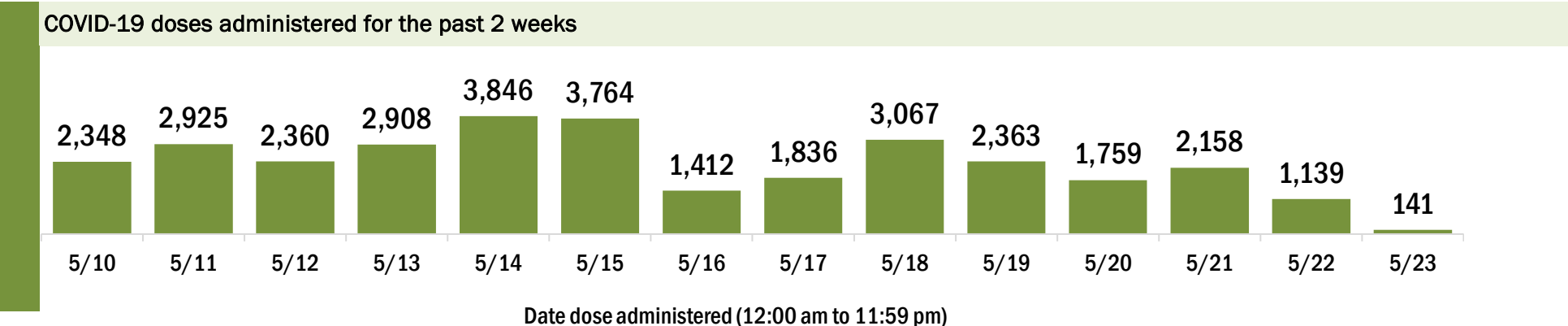
Data in this report are provisional and subject to change.

Data in this summary pertain to COVID-19 vaccines approved by the U.S. Food and Drug Administration and have been issued an Emergency Use Authorization (Janssen COVID-19 Vaccine, Moderna COVID-19 Vaccine and Pfizer-BioNTech COVID-19 Vaccine). These data summarize the number of people who have received either their first dose or have completed the series for a COVID-19 vaccine. **A person can only be counted in one category, first dose or series complete.** For persons receiving Moderna or Pfizer vaccines, once they receive their second dose, they are moved from the first dose column to the series completed column. **Because of this, the total first dose category may show a change from report to report not matching the total receiving their first dose from the previous day.** Persons receiving Johnson & Johnson vaccines will always be counted in the series completed column.

COVID-19 doses for vaccinated persons in Florida	
Doses administered	384,334
People receiving one dose of a 1-dose series (Johnson & Johnson) or receiving only one dose of a 2-dose series (Moderna, Pfizer) count once. Persons receiving both doses of a 2-dose series count twice.	

Current status of persons vaccinated for COVID-19 in Florida	
Total people vaccinated	217,017
First dose	35,405
Series completed	181,612
Completed 1-dose series	14,295
Completed 2-dose series	167,317
First dose: current number of people who have only received their first dose of the Moderna or Pfizer vaccine.	
Series complete: current number of people who have received both Moderna or Pfizer vaccine doses or one Johnson & Johnson dose and are considered fully immunized.	

Demographic summary	First dose	Series complete	Total people vaccinated
Age group	35,405	181,612	217,017
12-14 years	2,698	0	2,698
15-24 years	6,194	15,532	21,726
25-34 years	5,730	19,818	25,548
35-44 years	5,736	26,063	31,799
45-54 years	5,165	29,663	34,828
55-64 years	4,764	35,166	39,930
65-74 years	2,900	33,201	36,101
75-84 years	1,506	16,050	17,556
85+ years	712	6,119	6,831
Race	35,405	181,612	217,017
White	20,258	125,921	146,179
Black	3,102	11,953	15,055
American Indian/Alaskan	189	740	929
Other	6,094	26,439	32,533
Unknown	5,762	16,559	22,321
Other race includes Asian, native Hawaiian/Pacific Islander, or other.			
Ethnicity	35,405	181,612	217,017
Hispanic	6,543	24,331	30,874
Non-Hispanic	16,028	113,405	129,433
Unknown	12,834	43,876	56,710
Gender	35,405	181,612	217,017
Female	18,761	100,578	119,339
Male	16,549	80,889	97,438
Unknown	95	145	240



# COVID-19: St. Johns County vaccine summary

Vaccination data through May 23, 2021 as of May 24, 2021 at 12:05 AM

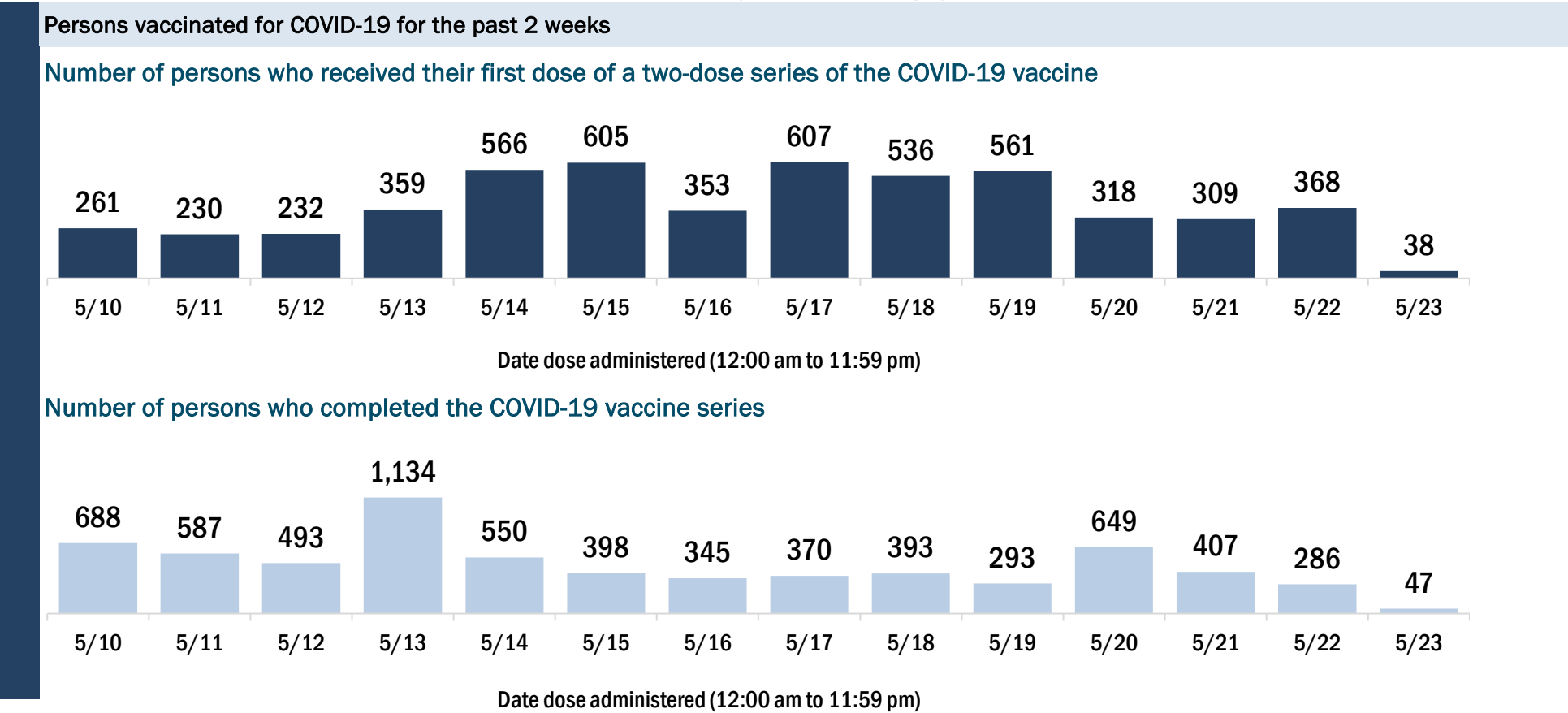
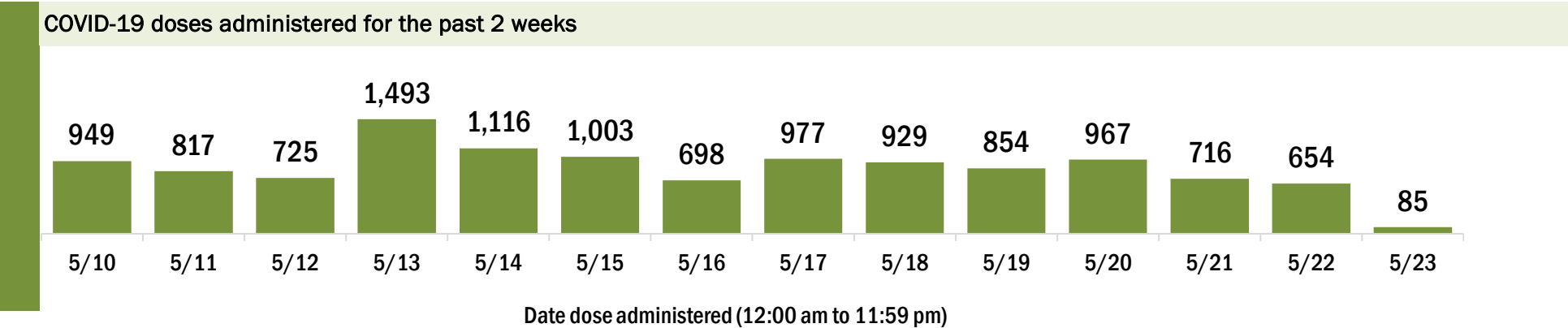
Data in this report are provisional and subject to change.

Data in this summary pertain to COVID-19 vaccines approved by the U.S. Food and Drug Administration and have been issued an Emergency Use Authorization (Janssen COVID-19 Vaccine, Moderna COVID-19 Vaccine and Pfizer-BioNTech COVID-19 Vaccine). These data summarize the number of people who have received either their first dose or have completed the series for a COVID-19 vaccine. **A person can only be counted in one category, first dose or series complete.** For persons receiving Moderna or Pfizer vaccines, once they receive their second dose, they are moved from the first dose column to the series completed column. **Because of this, the total first dose category may show a change from report to report not matching the total receiving their first dose from the previous day.** Persons receiving Johnson & Johnson vaccines will always be counted in the series completed column.

COVID-19 doses for vaccinated persons in Florida	
Doses administered	246,556
People receiving one dose of a 1-dose series (Johnson & Johnson) or receiving only one dose of a 2-dose series (Moderna, Pfizer) count once. Persons receiving both doses of a 2-dose series count twice.	

Current status of persons vaccinated for COVID-19 in Florida	
Total people vaccinated	135,100
First dose	16,702
Series completed	118,398
Completed 1-dose series	6,942
Completed 2-dose series	111,456
First dose: current number of people who have only received their first dose of the Moderna or Pfizer vaccine.	
Series complete: current number of people who have received both Moderna or Pfizer vaccine doses or one Johnson & Johnson dose and are considered fully immunized.	

Demographic summary	First dose	Series complete	Total people vaccinated
Age group	16,702	118,398	135,100
12-14 years	1,316	0	1,316
15-24 years	2,973	7,415	10,388
25-34 years	1,728	7,448	9,176
35-44 years	2,404	15,108	17,512
45-54 years	2,486	18,067	20,553
55-64 years	2,352	23,672	26,024
65-74 years	1,981	28,620	30,601
75-84 years	1,028	13,939	14,967
85+ years	434	4,129	4,563
Race	16,702	118,398	135,100
White	10,643	87,646	98,289
Black	648	3,639	4,287
American Indian/Alaskan	51	341	392
Other	1,919	11,550	13,469
Unknown	3,441	15,222	18,663
Other race includes Asian, native Hawaiian/Pacific Islander, or other.			
Ethnicity	16,702	118,398	135,100
Hispanic	1,060	5,300	6,360
Non-Hispanic	8,900	78,085	86,985
Unknown	6,742	35,013	41,755
Gender	16,702	118,398	135,100
Female	8,733	64,949	73,682
Male	7,949	53,421	61,370
Unknown	20	28	48



# COVID-19: St. Lucie County vaccine summary

Vaccination data through May 23, 2021 as of May 24, 2021 at 12:05 AM

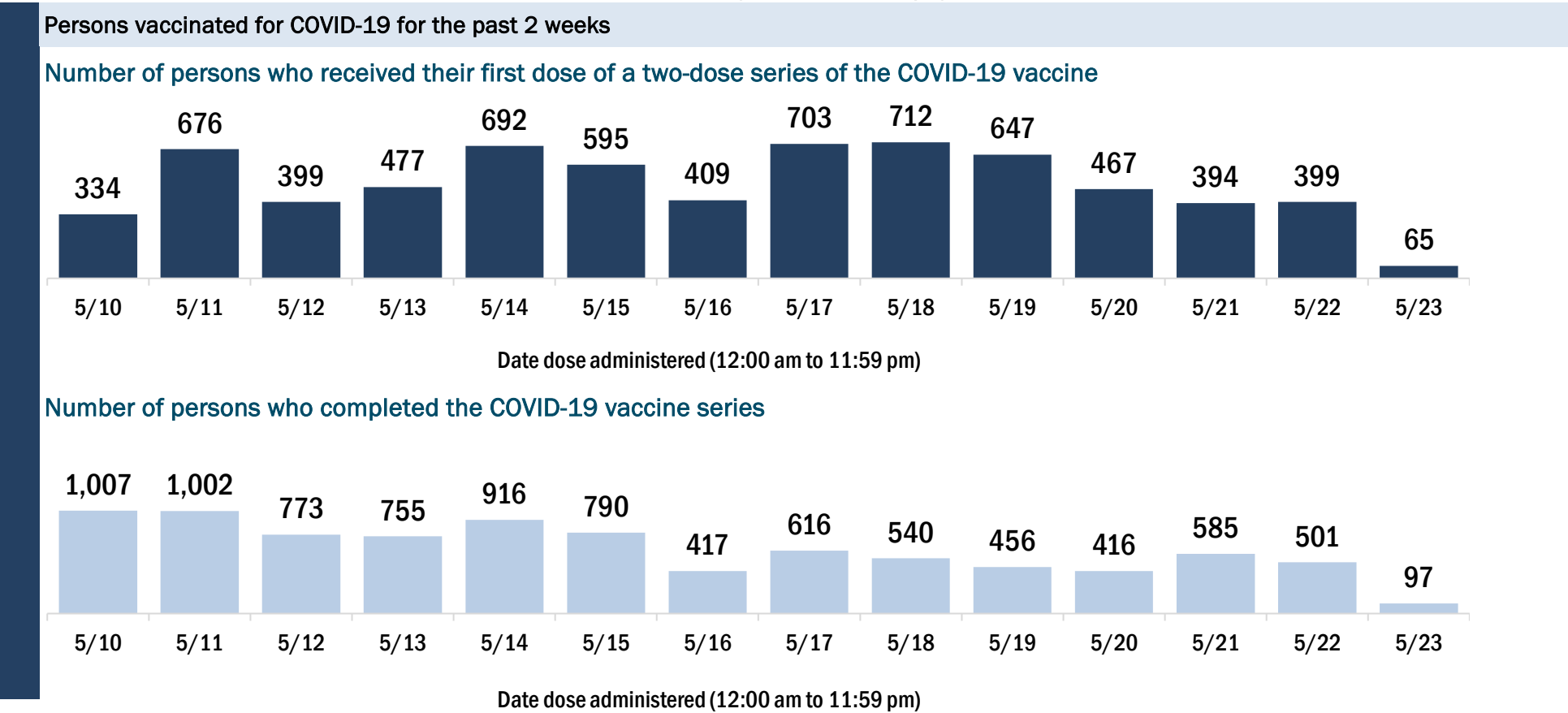
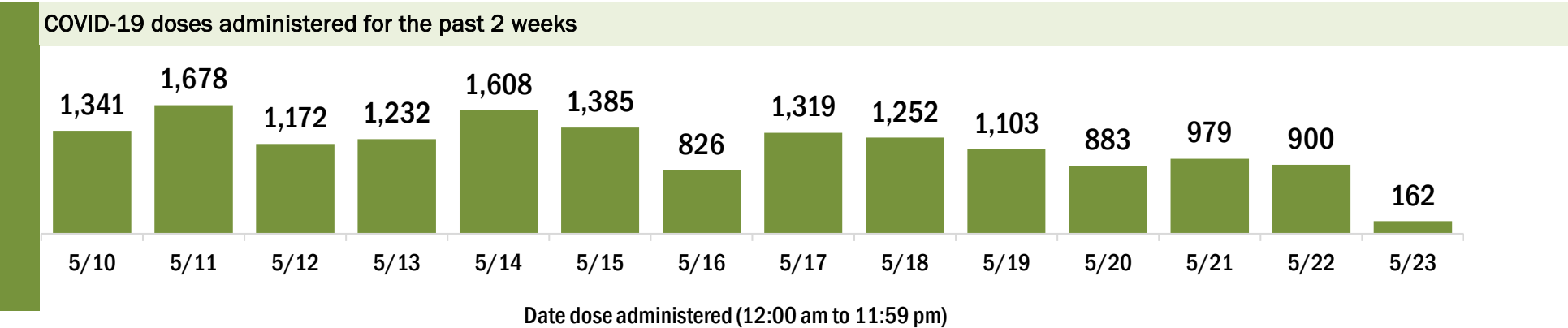
Data in this report are provisional and subject to change.

Data in this summary pertain to COVID-19 vaccines approved by the U.S. Food and Drug Administration and have been issued an Emergency Use Authorization (Janssen COVID-19 Vaccine, Moderna COVID-19 Vaccine and Pfizer-BioNTech COVID-19 Vaccine). These data summarize the number of people who have received either their first dose or have completed the series for a COVID-19 vaccine. **A person can only be counted in one category, first dose or series complete.** For persons receiving Moderna or Pfizer vaccines, once they receive their second dose, they are moved from the first dose column to the series completed column. **Because of this, the total first dose category may show a change from report to report not matching the total receiving their first dose from the previous day.** Persons receiving Johnson & Johnson vaccines will always be counted in the series completed column.

COVID-19 doses for vaccinated persons in Florida	
Doses administered	243,587
People receiving one dose of a 1-dose series (Johnson & Johnson) or receiving only one dose of a 2-dose series (Moderna, Pfizer) count once. Persons receiving both doses of a 2-dose series count twice.	

Current status of persons vaccinated for COVID-19 in Florida	
Total people vaccinated	139,721
First dose	30,576
Series completed	109,145
Completed 1-dose series	5,279
Completed 2-dose series	103,866
First dose: current number of people who have only received their first dose of the Moderna or Pfizer vaccine.	
Series complete: current number of people who have received both Moderna or Pfizer vaccine doses or one Johnson & Johnson dose and are considered fully immunized.	

Demographic summary	First dose	Series complete	Total people vaccinated
Age group	30,576	109,145	139,721
12-14 years	597	0	597
15-24 years	2,838	4,274	7,112
25-34 years	2,565	5,688	8,253
35-44 years	3,245	8,435	11,680
45-54 years	4,271	12,935	17,206
55-64 years	6,070	22,528	28,598
65-74 years	6,052	31,706	37,758
75-84 years	3,646	18,165	21,811
85+ years	1,292	5,414	6,706
Race	30,576	109,145	139,721
White	18,031	70,082	88,113
Black	3,495	10,072	13,567
American Indian/Alaskan	184	478	662
Other	3,208	10,315	13,523
Unknown	5,658	18,198	23,856
Other race includes Asian, native Hawaiian/Pacific Islander, or other.			
Ethnicity	30,576	109,145	139,721
Hispanic	4,479	11,806	16,285
Non-Hispanic	13,692	59,101	72,793
Unknown	12,405	38,238	50,643
Gender	30,576	109,145	139,721
Female	16,281	60,810	77,091
Male	14,195	48,262	62,457
Unknown	100	73	173





# COVID-19: Sumter County vaccine summary

Vaccination data through May 23, 2021 as of May 24, 2021 at 12:05 AM

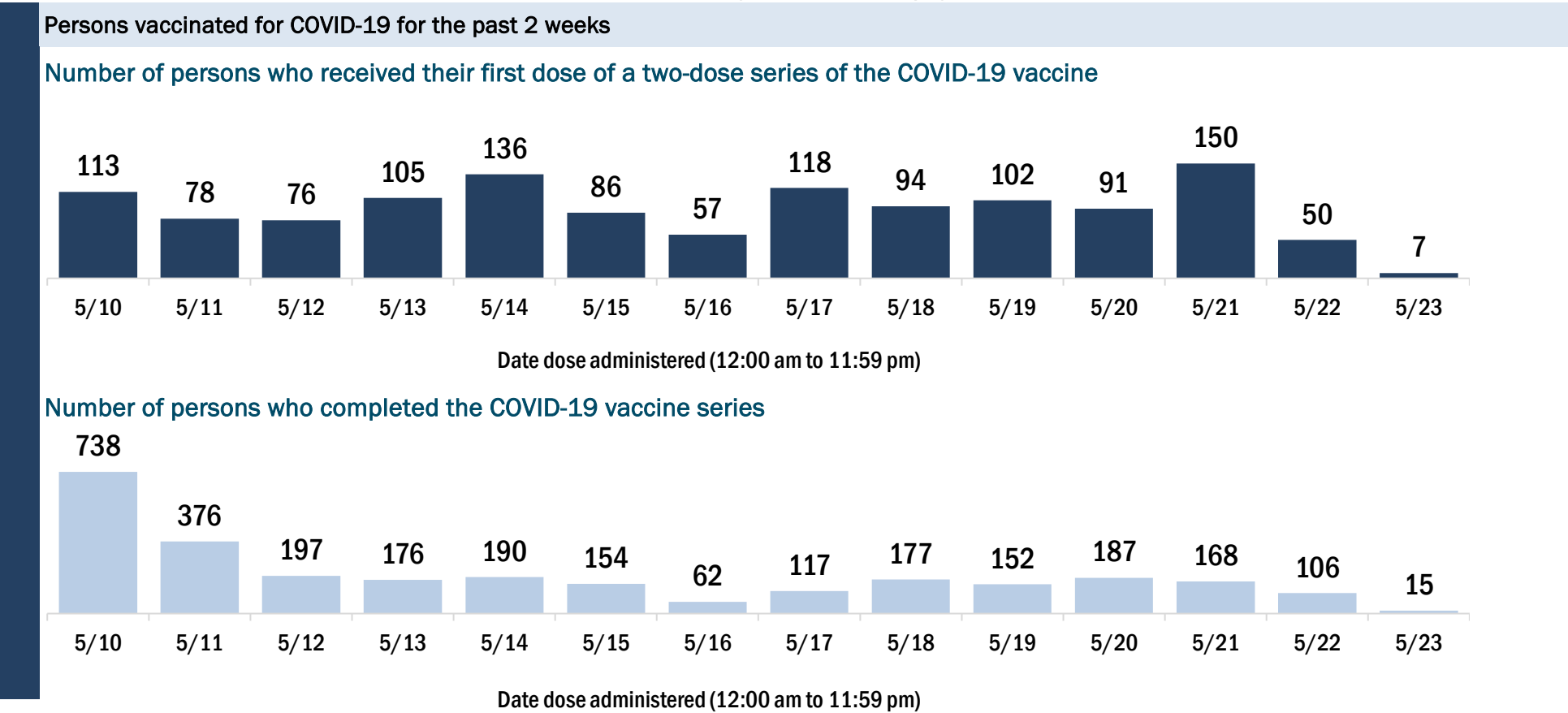
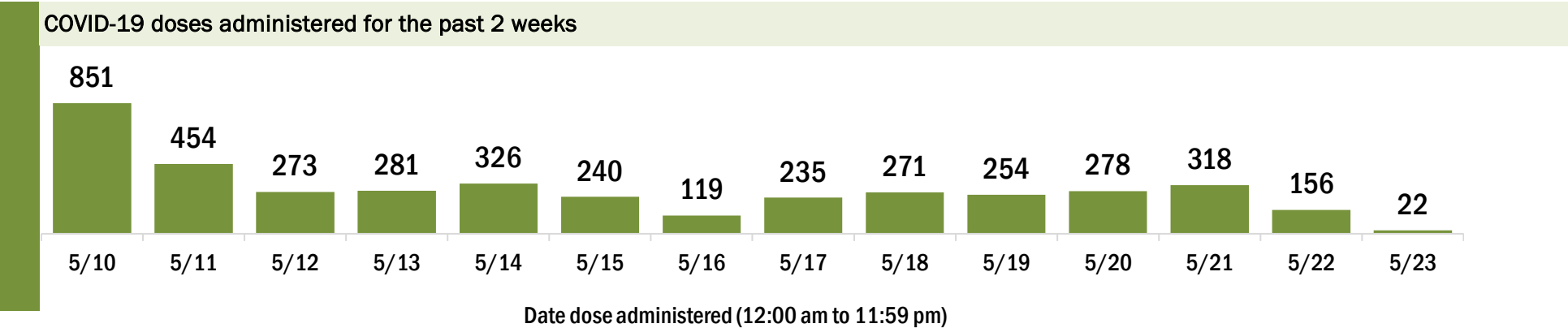
Data in this report are provisional and subject to change.

Data in this summary pertain to COVID-19 vaccines approved by the U.S. Food and Drug Administration and have been issued an Emergency Use Authorization (Janssen COVID-19 Vaccine, Moderna COVID-19 Vaccine and Pfizer-BioNTech COVID-19 Vaccine). These data summarize the number of people who have received either their first dose or have completed the series for a COVID-19 vaccine. **A person can only be counted in one category, first dose or series complete.** For persons receiving Moderna or Pfizer vaccines, once they receive their second dose, they are moved from the first dose column to the series completed column. **Because of this, the total first dose category may show a change from report to report not matching the total receiving their first dose from the previous day.** Persons receiving Johnson & Johnson vaccines will always be counted in the series completed column.

COVID-19 doses for vaccinated persons in Florida	
Doses administered	158,469
People receiving one dose of a 1-dose series (Johnson & Johnson) or receiving only one dose of a 2-dose series (Moderna, Pfizer) count once. Persons receiving both doses of a 2-dose series count twice.	

Current status of persons vaccinated for COVID-19 in Florida	
Total people vaccinated	86,540
First dose	9,891
Series completed	76,649
Completed 1-dose series	4,720
Completed 2-dose series	71,929
First dose: current number of people who have only received their first dose of the Moderna or Pfizer vaccine.	
Series complete: current number of people who have received both Moderna or Pfizer vaccine doses or one Johnson & Johnson dose and are considered fully immunized.	

Demographic summary	First dose	Series complete	Total people vaccinated
Age group	9,891	76,649	86,540
12-14 years	93	0	93
15-24 years	305	445	750
25-34 years	336	796	1,132
35-44 years	505	1,164	1,669
45-54 years	674	2,306	2,980
55-64 years	1,862	9,405	11,267
65-74 years	3,021	34,352	37,373
75-84 years	2,428	23,786	26,214
85+ years	667	4,395	5,062
Race	9,891	76,649	86,540
White	7,547	64,303	71,850
Black	289	1,230	1,519
American Indian/Alaskan	38	190	228
Other	669	3,215	3,884
Unknown	1,348	7,711	9,059
Other race includes Asian, native Hawaiian/Pacific Islander, or other.			
Ethnicity	9,891	76,649	86,540
Hispanic	375	1,540	1,915
Non-Hispanic	6,156	52,182	58,338
Unknown	3,360	22,927	26,287
Gender	9,891	76,649	86,540
Female	5,433	42,330	47,763
Male	4,437	34,300	38,737
Unknown	21	19	40



# COVID-19: Suwannee County vaccine summary

Vaccination data through May 23, 2021 as of May 24, 2021 at 12:05 AM

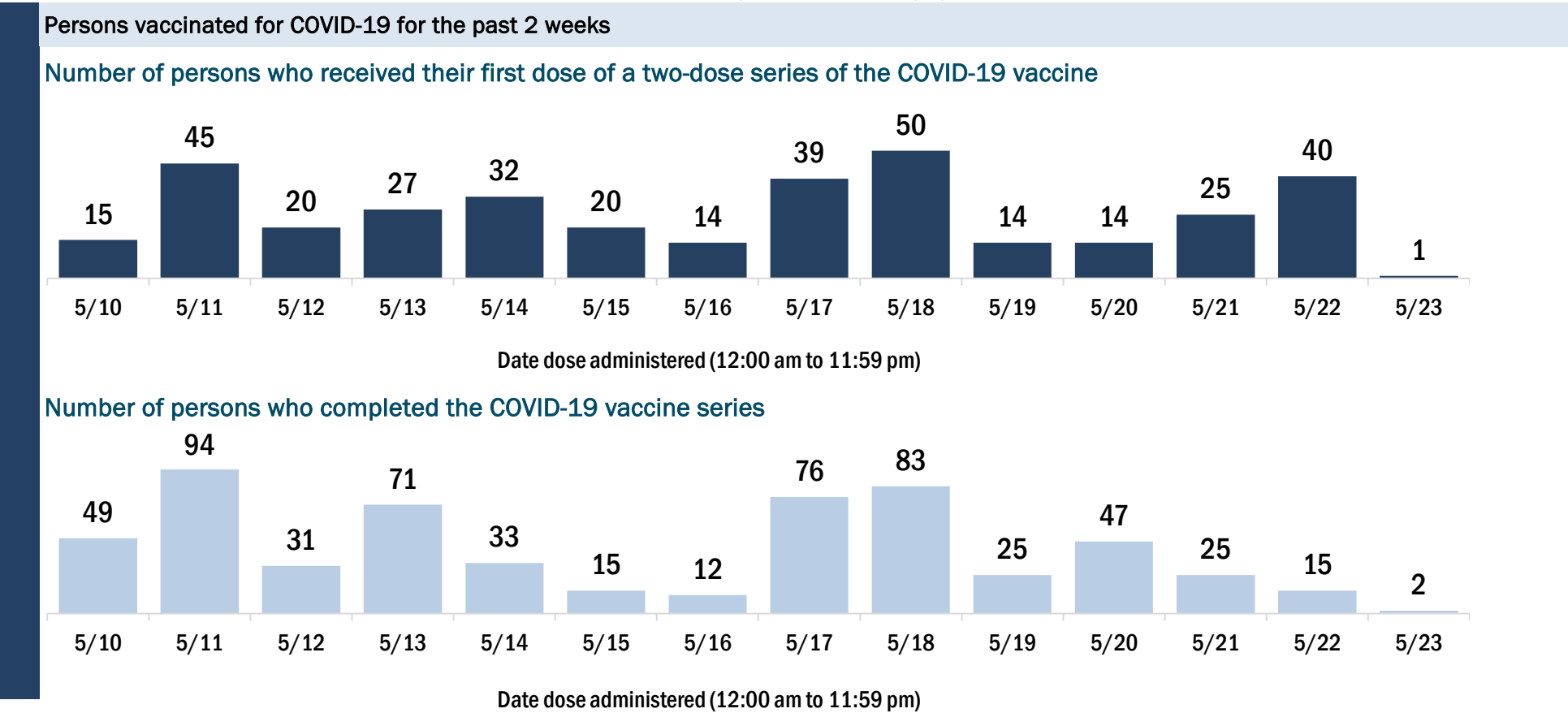
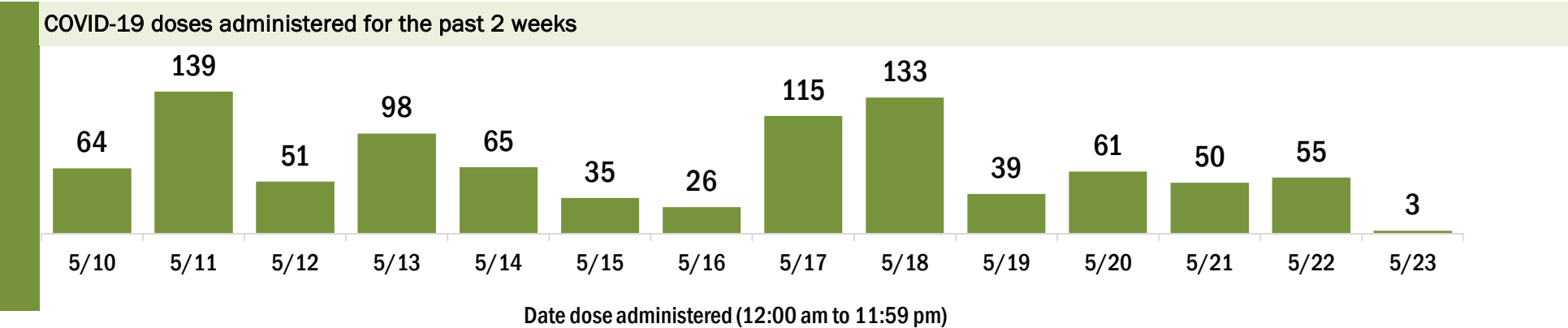
Data in this report are provisional and subject to change.

Data in this summary pertain to COVID-19 vaccines approved by the U.S. Food and Drug Administration and have been issued an Emergency Use Authorization (Janssen COVID-19 Vaccine, Moderna COVID-19 Vaccine and Pfizer-BioNTech COVID-19 Vaccine). These data summarize the number of people who have received either their first dose or have completed the series for a COVID-19 vaccine. **A person can only be counted in one category, first dose or series complete.** For persons receiving Moderna or Pfizer vaccines, once they receive their second dose, they are moved from the first dose column to the series completed column. **Because of this, the total first dose category may show a change from report to report not matching the total receiving their first dose from the previous day.** Persons receiving Johnson & Johnson vaccines will always be counted in the series completed column.

COVID-19 doses for vaccinated persons in Florida	
Doses administered	18,951
People receiving one dose of a 1-dose series (Johnson & Johnson) or receiving only one dose of a 2-dose series (Moderna, Pfizer) count once. Persons receiving both doses of a 2-dose series count twice.	

Current status of persons vaccinated for COVID-19 in Florida	
Total people vaccinated	10,725
First dose	1,783
Series completed	8,942
Completed 1-dose series	716
Completed 2-dose series	8,226
First dose: current number of people who have only received their first dose of the Moderna or Pfizer vaccine.	
Series complete: current number of people who have received both Moderna or Pfizer vaccine doses or one Johnson & Johnson dose and are considered fully immunized.	

Demographic summary	First dose	Series complete	Total people vaccinated
Age group	1,783	8,942	10,725
12-14 years	19	0	19
15-24 years	166	257	423
25-34 years	182	347	529
35-44 years	246	521	767
45-54 years	287	847	1,134
55-64 years	443	1,935	2,378
65-74 years	241	2,746	2,987
75-84 years	141	1,709	1,850
85+ years	58	580	638
Race	1,783	8,942	10,725
White	1,116	6,343	7,459
Black	274	804	1,078
American Indian/Alaskan	10	17	27
Other	190	591	781
Unknown	193	1,187	1,380
Other race includes Asian, native Hawaiian/Pacific Islander, or other.			
Ethnicity	1,783	8,942	10,725
Hispanic	208	437	645
Non-Hispanic	1,066	5,569	6,635
Unknown	509	2,936	3,445
Gender	1,783	8,942	10,725
Female	758	5,101	5,859
Male	1,025	3,841	4,866
Unknown	0	0	0



# COVID-19: Taylor County vaccine summary

Vaccination data through May 23, 2021 as of May 24, 2021 at 12:05 AM

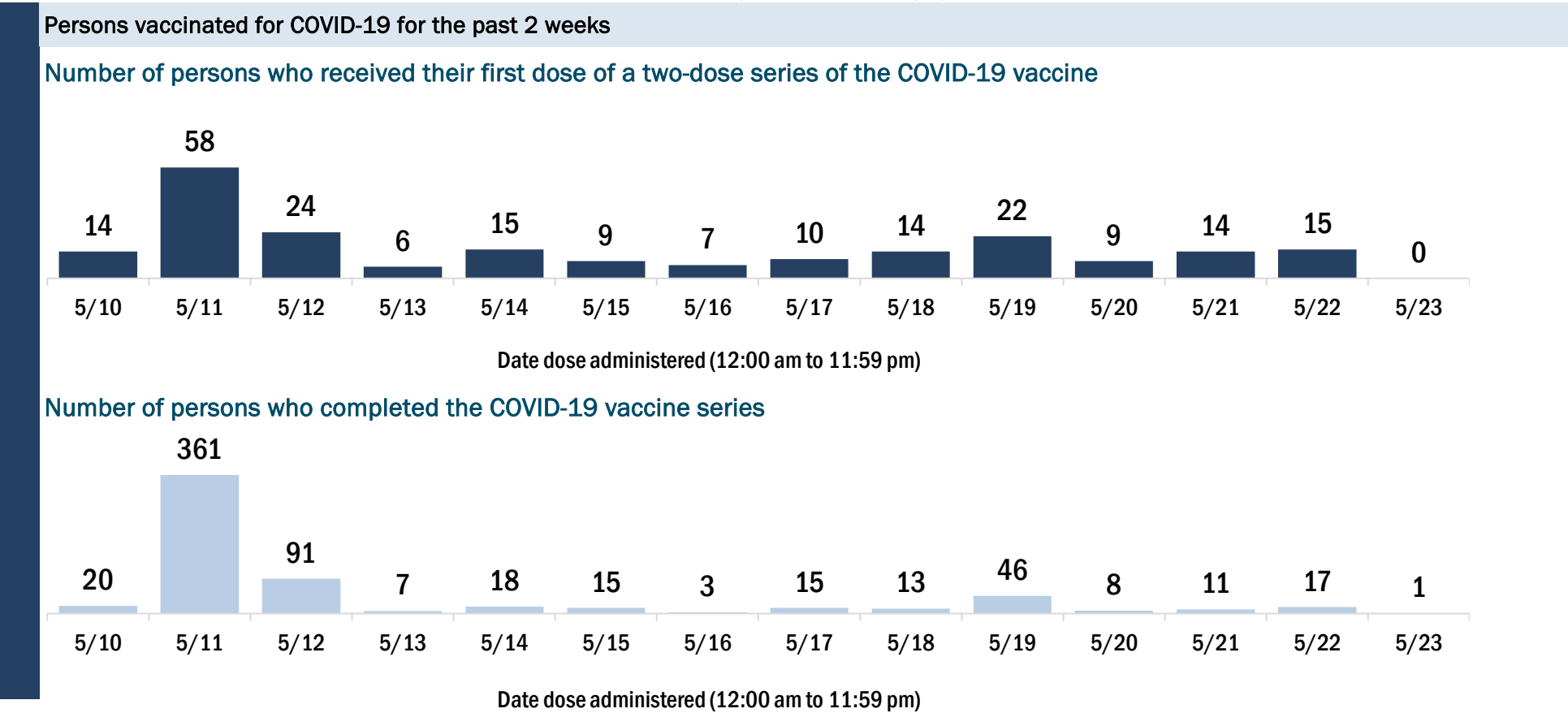
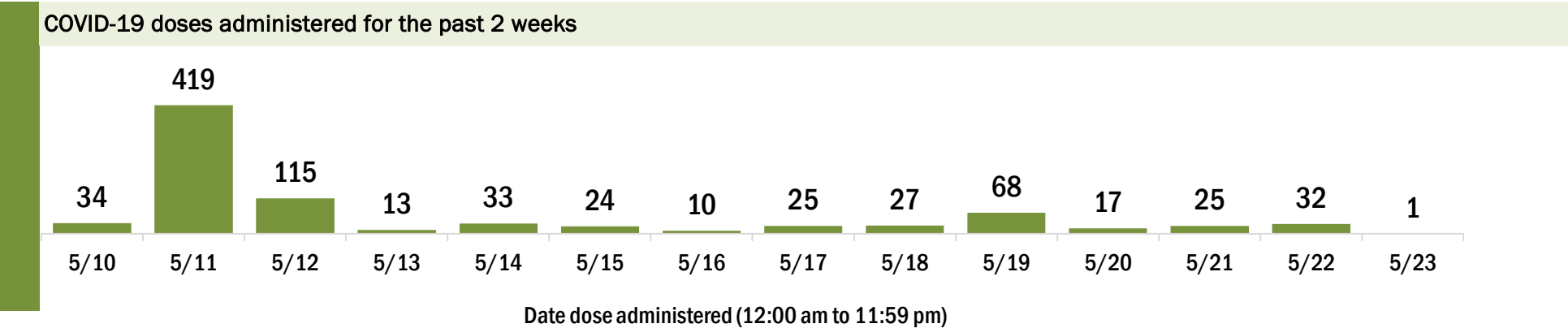
Data in this report are provisional and subject to change.

Data in this summary pertain to COVID-19 vaccines approved by the U.S. Food and Drug Administration and have been issued an Emergency Use Authorization (Janssen COVID-19 Vaccine, Moderna COVID-19 Vaccine and Pfizer-BioNTech COVID-19 Vaccine). These data summarize the number of people who have received either their first dose or have completed the series for a COVID-19 vaccine. **A person can only be counted in one category, first dose or series complete.** For persons receiving Moderna or Pfizer vaccines, once they receive their second dose, they are moved from the first dose column to the series completed column. **Because of this, the total first dose category may show a change from report to report not matching the total receiving their first dose from the previous day.** Persons receiving Johnson & Johnson vaccines will always be counted in the series completed column.

COVID-19 doses for vaccinated persons in Florida	
Doses administered	10,636
People receiving one dose of a 1-dose series (Johnson & Johnson) or receiving only one dose of a 2-dose series (Moderna, Pfizer) count once. Persons receiving both doses of a 2-dose series count twice.	

Current status of persons vaccinated for COVID-19 in Florida	
Total people vaccinated	6,135
First dose	1,253
Series completed	4,882
Completed 1-dose series	381
Completed 2-dose series	4,501
First dose: current number of people who have only received their first dose of the Moderna or Pfizer vaccine.	
Series complete: current number of people who have received both Moderna or Pfizer vaccine doses or one Johnson & Johnson dose and are considered fully immunized.	

Demographic summary	First dose	Series complete	Total people vaccinated
Age group	1,253	4,882	6,135
12-14 years	7	0	7
15-24 years	60	90	150
25-34 years	87	226	313
35-44 years	105	345	450
45-54 years	167	539	706
55-64 years	293	1,125	1,418
65-74 years	315	1,505	1,820
75-84 years	164	829	993
85+ years	55	223	278
Race	1,253	4,882	6,135
White	864	3,581	4,445
Black	193	705	898
American Indian/Alaskan	8	35	43
Other	65	313	378
Unknown	123	248	371
Other race includes Asian, native Hawaiian/Pacific Islander, or other.			
Ethnicity	1,253	4,882	6,135
Hispanic	22	98	120
Non-Hispanic	757	3,128	3,885
Unknown	474	1,656	2,130
Gender	1,253	4,882	6,135
Female	604	2,493	3,097
Male	648	2,388	3,036
Unknown	1	1	2



# COVID-19: Union County vaccine summary

Vaccination data through May 23, 2021 as of May 24, 2021 at 12:05 AM

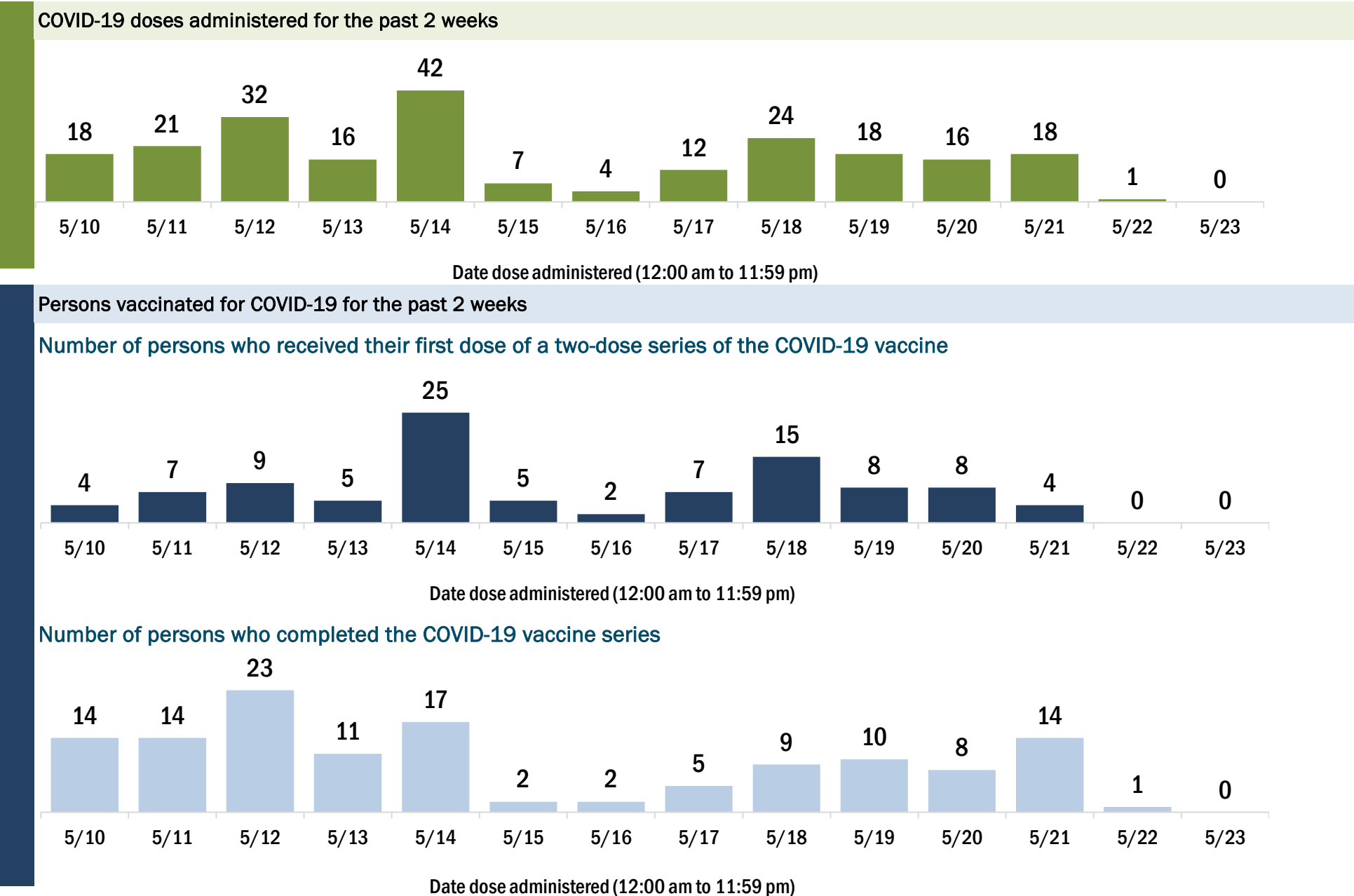
Data in this report are provisional and subject to change.

Data in this summary pertain to COVID-19 vaccines approved by the U.S. Food and Drug Administration and have been issued an Emergency Use Authorization (Janssen COVID-19 Vaccine, Moderna COVID-19 Vaccine and Pfizer-BioNTech COVID-19 Vaccine). These data summarize the number of people who have received either their first dose or have completed the series for a COVID-19 vaccine. **A person can only be counted in one category, first dose or series complete.** For persons receiving Moderna or Pfizer vaccines, once they receive their second dose, they are moved from the first dose column to the series completed column. **Because of this, the total first dose category may show a change from report to report not matching the total receiving their first dose from the previous day.** Persons receiving Johnson & Johnson vaccines will always be counted in the series completed column.

COVID-19 doses for vaccinated persons in Florida	
Doses administered	6,004
People receiving one dose of a 1-dose series (Johnson & Johnson) or receiving only one dose of a 2-dose series (Moderna, Pfizer) count once. Persons receiving both doses of a 2-dose series count twice.	

Current status of persons vaccinated for COVID-19 in Florida	
Total people vaccinated	3,417
First dose	702
Series completed	2,715
Completed 1-dose series	128
Completed 2-dose series	2,587
First dose: current number of people who have only received their first dose of the Moderna or Pfizer vaccine.	
Series complete: current number of people who have received both Moderna or Pfizer vaccine doses or one Johnson & Johnson dose and are considered fully immunized.	

Demographic summary	First dose	Series complete	Total people vaccinated
Age group	702	2,715	3,417
12-14 years	2	0	2
15-24 years	55	87	142
25-34 years	60	175	235
35-44 years	127	256	383
45-54 years	139	384	523
55-64 years	171	640	811
65-74 years	97	703	800
75-84 years	44	368	412
85+ years	7	102	109
Race	702	2,715	3,417
White	447	2,049	2,496
Black	175	437	612
American Indian/Alaskan	5	17	22
Other	54	161	215
Unknown	21	51	72
Other race includes Asian, native Hawaiian/Pacific Islander, or other.			
Ethnicity	702	2,715	3,417
Hispanic	44	93	137
Non-Hispanic	557	2,398	2,955
Unknown	101	224	325
Gender	702	2,715	3,417
Female	157	1,213	1,370
Male	540	1,502	2,042
Unknown	5	0	5





# COVID-19: Volusia County vaccine summary

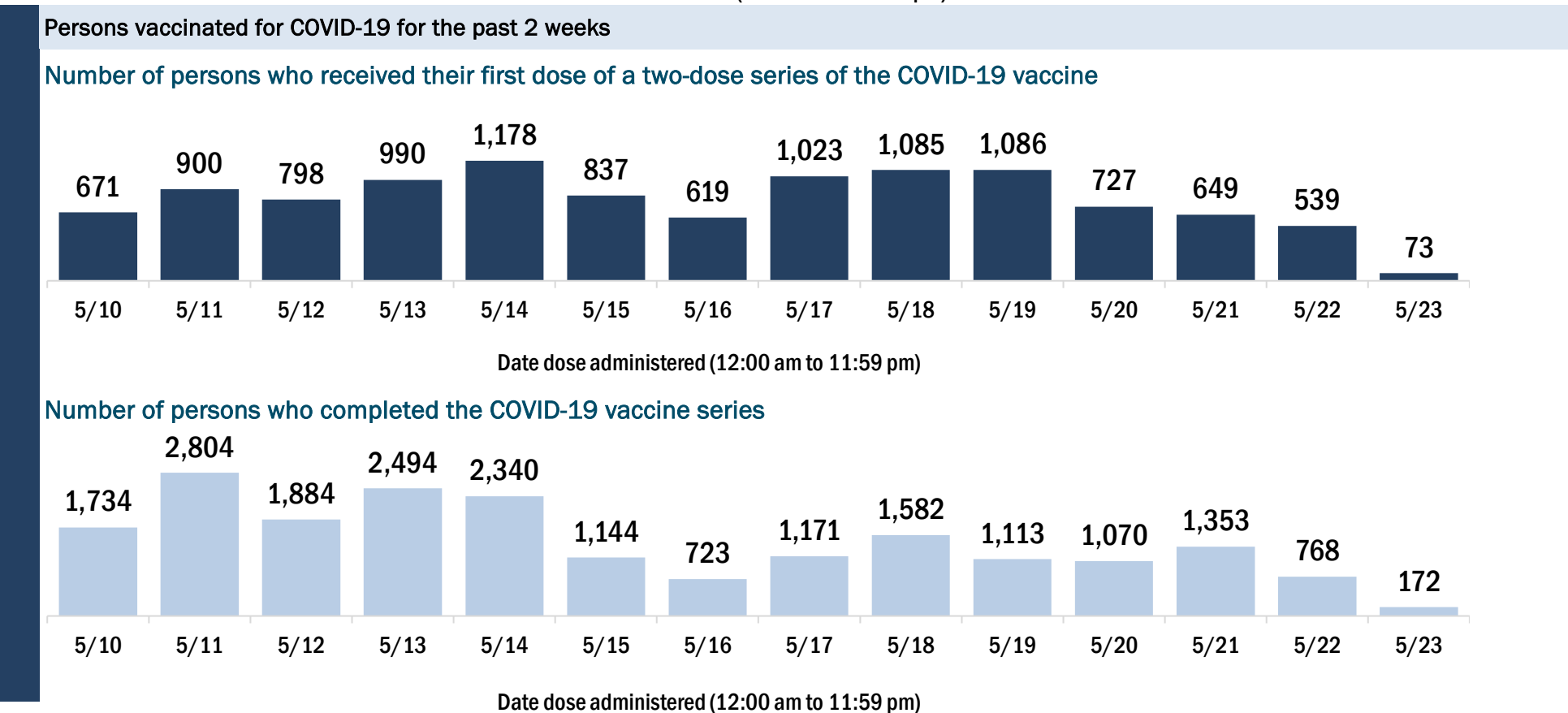
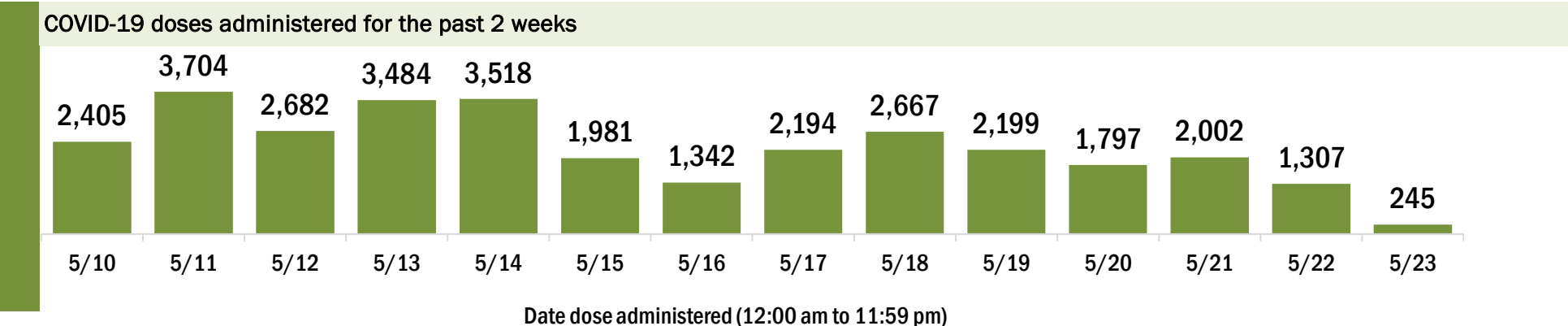
Vaccination data through May 23, 2021 as of May 24, 2021 at 12:05 AM

Data in this report are provisional and subject to change.

Data in this summary pertain to COVID-19 vaccines approved by the U.S. Food and Drug Administration and have been issued an Emergency Use Authorization (Janssen COVID-19 Vaccine, Moderna COVID-19 Vaccine and Pfizer-BioNTech COVID-19 Vaccine). These data summarize the number of people who have received either their first dose or have completed the series for a COVID-19 vaccine. **A person can only be counted in one category, first dose or series complete.** For persons receiving Moderna or Pfizer vaccines, once they receive their second dose, they are moved from the first dose column to the series completed column. **Because of this, the total first dose category may show a change from report to report not matching the total receiving their first dose from the previous day.** Persons receiving Johnson & Johnson vaccines will always be counted in the series completed column.

COVID-19 doses for vaccinated persons in Florida	
Doses administered	406,748
People receiving one dose of a 1-dose series (Johnson & Johnson) or receiving only one dose of a 2-dose series (Moderna, Pfizer) count once. Persons receiving both doses of a 2-dose series count twice.	

Demographic summary			
Age group	First dose	Series complete	Total people vaccinated
12-14 years	1,023	0	1,023
15-24 years	4,832	9,083	13,915
25-34 years	4,116	10,909	15,025
35-44 years	4,696	14,347	19,043
45-54 years	5,962	21,969	27,931
55-64 years	9,180	40,534	49,714
65-74 years	7,583	55,041	62,624
75-84 years	3,848	30,439	34,287
85+ years	1,461	10,531	11,992
Race	42,701	192,853	235,554
White	26,411	127,550	153,961
Black	2,763	9,746	12,509
American Indian/Alaskan	189	639	828
Other	5,017	21,474	26,491
Unknown	8,321	33,444	41,765
Other race includes Asian, native Hawaiian/Pacific Islander, or other.			
Ethnicity	42,701	192,853	235,554
Hispanic	5,189	13,938	19,127
Non-Hispanic	21,109	101,839	122,948
Unknown	16,403	77,076	93,479
Gender	42,701	192,853	235,554
Female	22,501	106,483	128,984
Male	19,716	83,368	103,084
Unknown	484	3,002	3,486



# COVID-19: Wakulla County vaccine summary

Vaccination data through May 23, 2021 as of May 24, 2021 at 12:05 AM

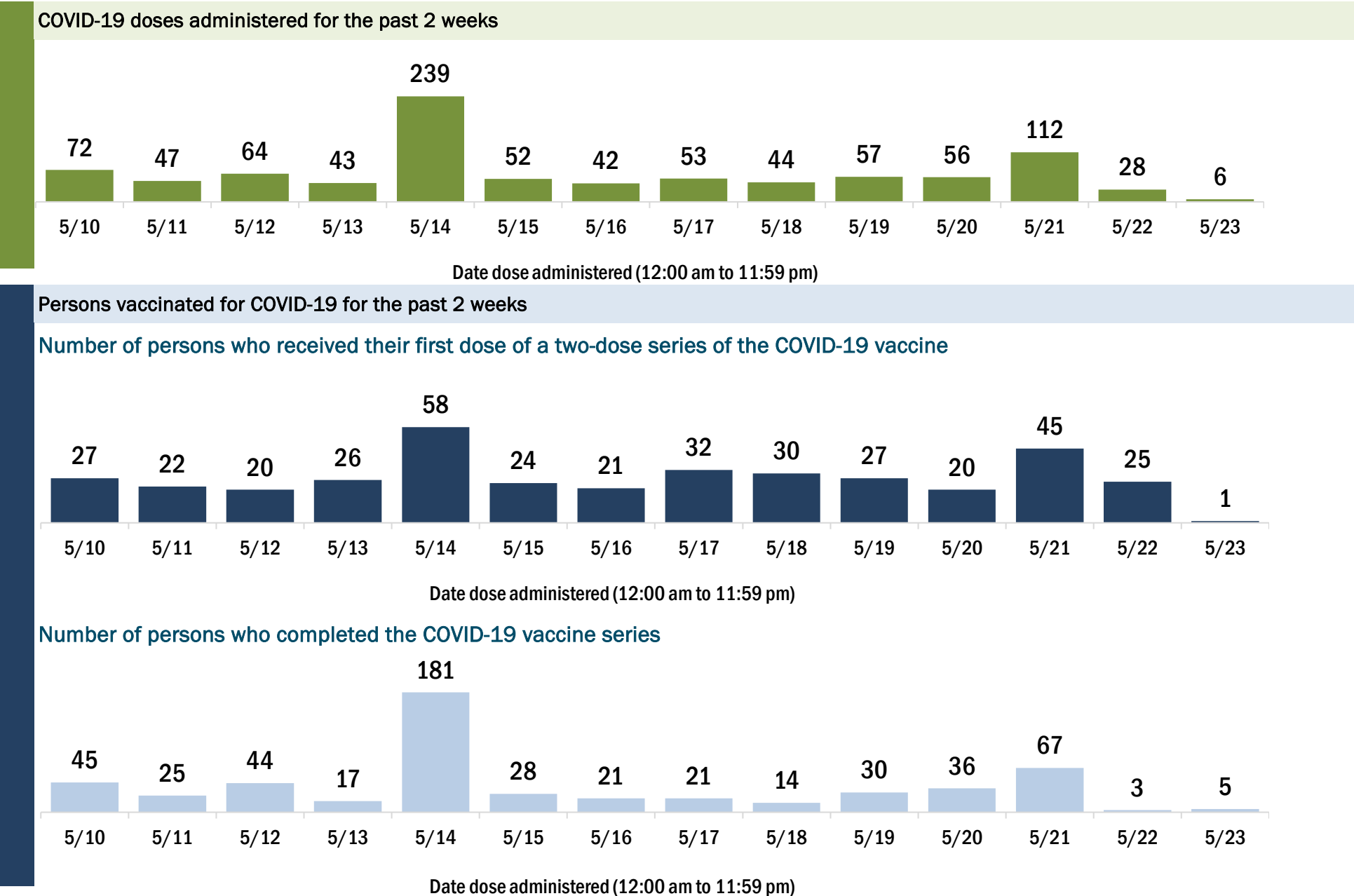
Data in this report are provisional and subject to change.

Data in this summary pertain to COVID-19 vaccines approved by the U.S. Food and Drug Administration and have been issued an Emergency Use Authorization (Janssen COVID-19 Vaccine, Moderna COVID-19 Vaccine and Pfizer-BioNTech COVID-19 Vaccine). These data summarize the number of people who have received either their first dose or have completed the series for a COVID-19 vaccine. **A person can only be counted in one category, first dose or series complete.** For persons receiving Moderna or Pfizer vaccines, once they receive their second dose, they are moved from the first dose column to the series completed column. **Because of this, the total first dose category may show a change from report to report not matching the total receiving their first dose from the previous day.** Persons receiving Johnson & Johnson vaccines will always be counted in the series completed column.

COVID-19 doses for vaccinated persons in Florida	
Doses administered	19,636
People receiving one dose of a 1-dose series (Johnson & Johnson) or receiving only one dose of a 2-dose series (Moderna, Pfizer) count once. Persons receiving both doses of a 2-dose series count twice.	

Current status of persons vaccinated for COVID-19 in Florida	
Total people vaccinated	11,417
First dose	2,576
Series completed	8,841
Completed 1-dose series	622
Completed 2-dose series	8,219
First dose: current number of people who have only received their first dose of the Moderna or Pfizer vaccine.	
Series complete: current number of people who have received both Moderna or Pfizer vaccine doses or one Johnson & Johnson dose and are considered fully immunized.	

Demographic summary	First dose	Series complete	Total people vaccinated
Age group	2,576	8,841	11,417
12-14 years	39	0	39
15-24 years	175	348	523
25-34 years	313	540	853
35-44 years	407	809	1,216
45-54 years	476	1,193	1,669
55-64 years	513	2,005	2,518
65-74 years	415	2,516	2,931
75-84 years	181	1,159	1,340
85+ years	57	271	328
Race	2,576	8,841	11,417
White	1,765	6,597	8,362
Black	512	674	1,186
American Indian/Alaskan	6	39	45
Other	132	1,079	1,211
Unknown	161	452	613
Other race includes Asian, native Hawaiian/Pacific Islander, or other.			
Ethnicity	2,576	8,841	11,417
Hispanic	82	194	276
Non-Hispanic	1,222	7,096	8,318
Unknown	1,272	1,551	2,823
Gender	2,576	8,841	11,417
Female	894	4,930	5,824
Male	1,681	3,910	5,591
Unknown	1	1	2



# COVID-19: Walton County vaccine summary

Vaccination data through May 23, 2021 as of May 24, 2021 at 12:05 AM

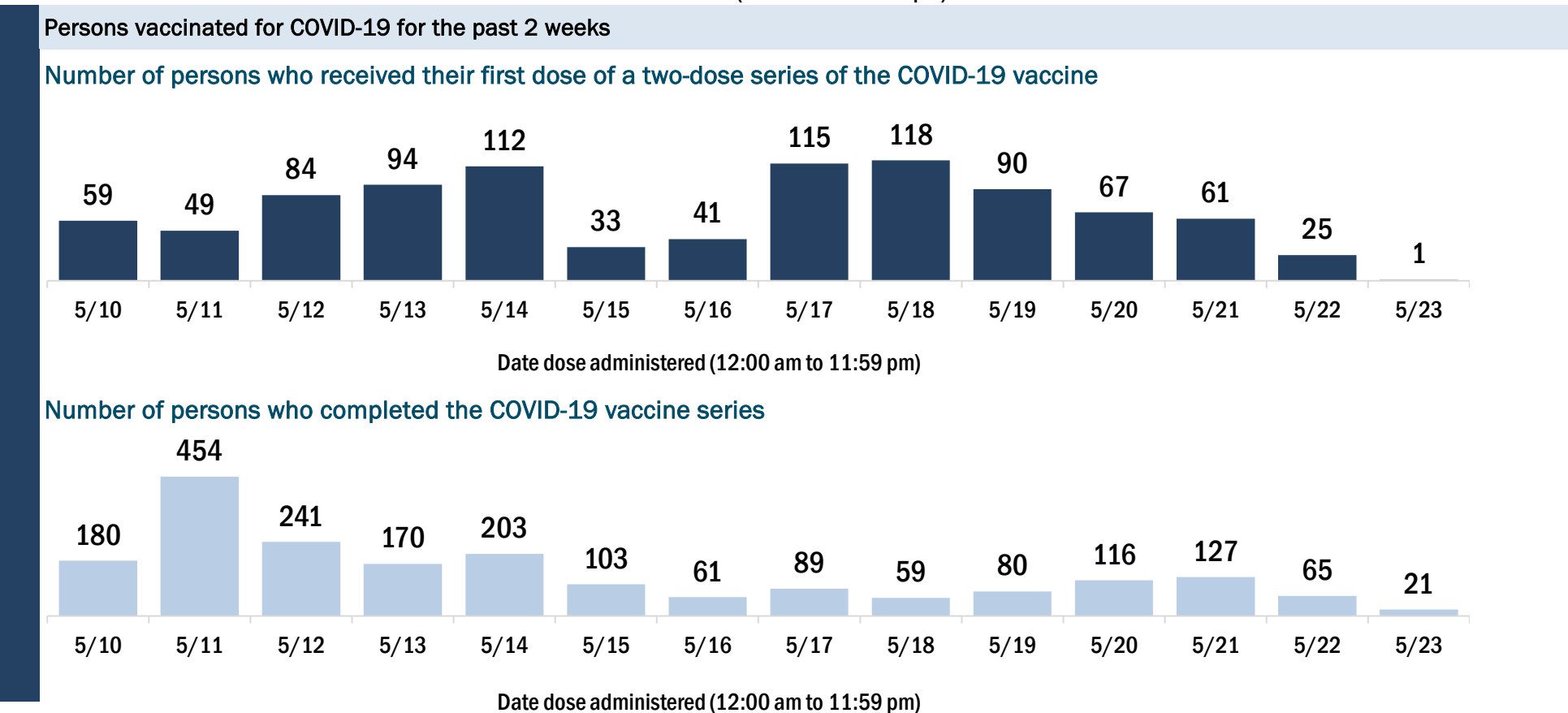
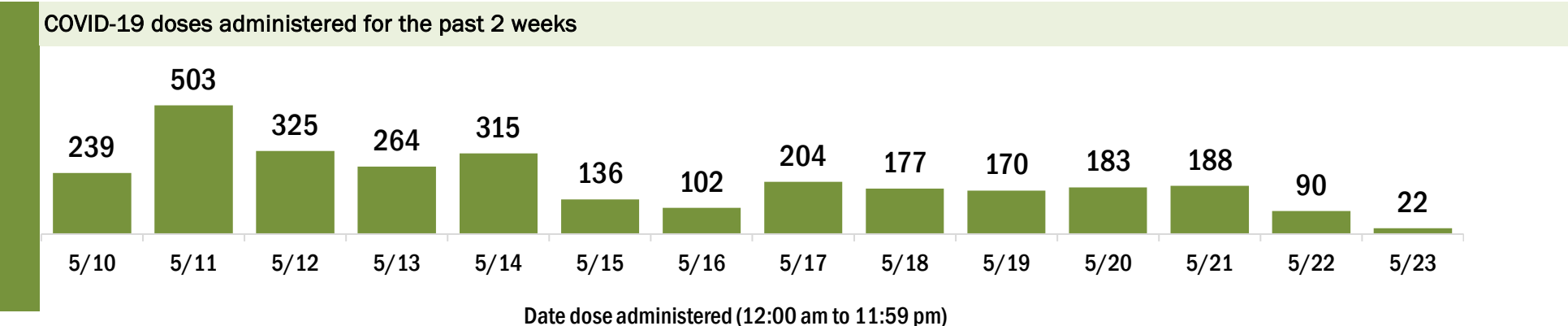
Data in this report are provisional and subject to change.

Data in this summary pertain to COVID-19 vaccines approved by the U.S. Food and Drug Administration and have been issued an Emergency Use Authorization (Janssen COVID-19 Vaccine, Moderna COVID-19 Vaccine and Pfizer-BioNTech COVID-19 Vaccine). These data summarize the number of people who have received either their first dose or have completed the series for a COVID-19 vaccine. **A person can only be counted in one category, first dose or series complete.** For persons receiving Moderna or Pfizer vaccines, once they receive their second dose, they are moved from the first dose column to the series completed column. **Because of this, the total first dose category may show a change from report to report not matching the total receiving their first dose from the previous day.** Persons receiving Johnson & Johnson vaccines will always be counted in the series completed column.

COVID-19 doses for vaccinated persons in Florida	
Doses administered	47,011
People receiving one dose of a 1-dose series (Johnson & Johnson) or receiving only one dose of a 2-dose series (Moderna, Pfizer) count once. Persons receiving both doses of a 2-dose series count twice.	

Current status of persons vaccinated for COVID-19 in Florida	
Total people vaccinated	26,949
First dose	5,282
Series completed	21,667
Completed 1-dose series	1,605
Completed 2-dose series	20,062
First dose: current number of people who have only received their first dose of the Moderna or Pfizer vaccine.	
Series complete: current number of people who have received both Moderna or Pfizer vaccine doses or one Johnson & Johnson dose and are considered fully immunized.	

Demographic summary	First dose	Series complete	Total people vaccinated
Age group	5,282	21,667	26,949
12-14 years	45	0	45
15-24 years	426	630	1,056
25-34 years	510	1,064	1,574
35-44 years	628	1,876	2,504
45-54 years	814	2,623	3,437
55-64 years	1,125	5,078	6,203
65-74 years	1,121	6,691	7,812
75-84 years	493	2,919	3,412
85+ years	120	786	906
Race	5,282	21,667	26,949
White	3,714	16,116	19,830
Black	226	539	765
American Indian/Alaskan	25	98	123
Other	368	1,118	1,486
Unknown	949	3,796	4,745
Other race includes Asian, native Hawaiian/Pacific Islander, or other.			
Ethnicity	5,282	21,667	26,949
Hispanic	328	684	1,012
Non-Hispanic	3,248	14,302	17,550
Unknown	1,706	6,681	8,387
Gender	5,282	21,667	26,949
Female	2,689	11,539	14,228
Male	2,573	10,125	12,698
Unknown	20	3	23



# COVID-19: Washington County vaccine summary

Vaccination data through May 23, 2021 as of May 24, 2021 at 12:05 AM

Data in this report are provisional and subject to change.

Data in this summary pertain to COVID-19 vaccines approved by the U.S. Food and Drug Administration and have been issued an Emergency Use Authorization (Janssen COVID-19 Vaccine, Moderna COVID-19 Vaccine and Pfizer-BioNTech COVID-19 Vaccine). These data summarize the number of people who have received either their first dose or have completed the series for a COVID-19 vaccine. **A person can only be counted in one category, first dose or series complete.** For persons receiving Moderna or Pfizer vaccines, once they receive their second dose, they are moved from the first dose column to the series completed column. **Because of this, the total first dose category may show a change from report to report not matching the total receiving their first dose from the previous day.** Persons receiving Johnson & Johnson vaccines will always be counted in the series completed column.

COVID-19 doses for vaccinated persons in Florida	
Doses administered	11,024
People receiving one dose of a 1-dose series (Johnson & Johnson) or receiving only one dose of a 2-dose series (Moderna, Pfizer) count once. Persons receiving both doses of a 2-dose series count twice.	

Current status of persons vaccinated for COVID-19 in Florida	
Total people vaccinated	6,218
First dose	927
Series completed	5,291
Completed 1-dose series	485
Completed 2-dose series	4,806
<b>First dose:</b> current number of people who have only received their first dose of the Moderna or Pfizer vaccine.	
<b>Series complete:</b> current number of people who have received both Moderna or Pfizer vaccine doses or one Johnson & Johnson dose and are considered fully immunized.	

Demographic summary	First dose	Series complete	Total people vaccinated
Age group	927	5,291	6,218
12-14 years	11	0	11
15-24 years	71	101	172
25-34 years	110	252	362
35-44 years	126	421	547
45-54 years	183	637	820
55-64 years	213	1,287	1,500
65-74 years	122	1,486	1,608
75-84 years	64	832	896
85+ years	27	275	302
Race	927	5,291	6,218
White	556	3,959	4,515
Black	116	536	652
American Indian/Alaskan	7	62	69
Other	45	237	282
Unknown	203	497	700
Other race includes Asian, native Hawaiian/Pacific Islander, or other.			
Ethnicity	927	5,291	6,218
Hispanic	23	118	141
Non-Hispanic	687	4,356	5,043
Unknown	217	817	1,034
Gender	927	5,291	6,218
Female	402	2,689	3,091
Male	525	2,602	3,127
Unknown	0	0	0

