

COVID-19: Florida vaccine summary

Vaccination data through May 22, 2021 as of May 23, 2021 at 12:05 AM

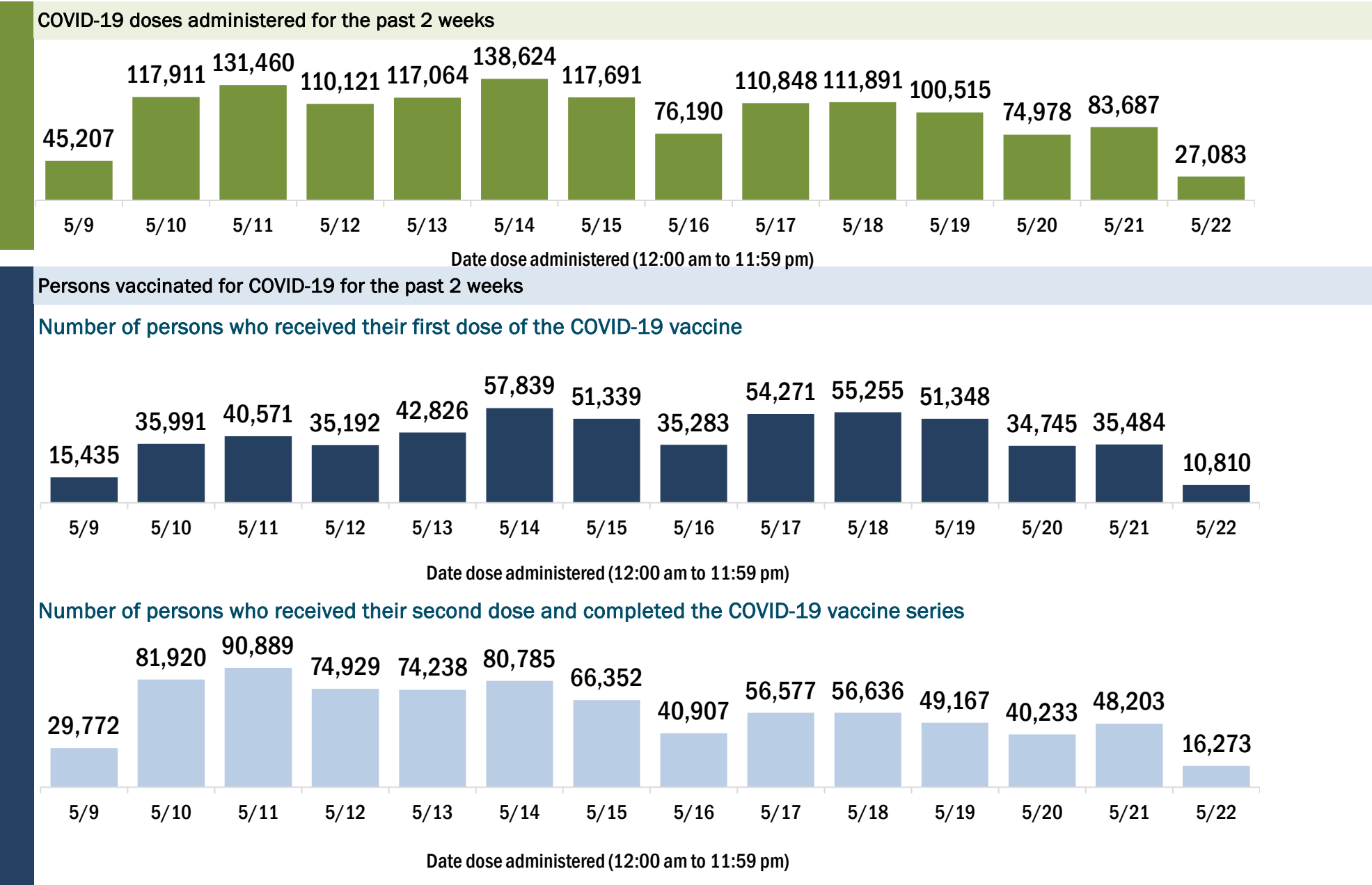
Data in this report are provisional and subject to change. Data are based on county of residence.

Data in this summary pertain to COVID-19 vaccines approved by the U.S. Food and Drug Administration and have been issued an Emergency Use Authorization (Janssen COVID-19 Vaccine, Moderna COVID-19 Vaccine and Pfizer-BioNTech COVID-19 Vaccine). These data summarize the number of people who have received either their first dose or have completed the series for a COVID-19 vaccine. **A person can only be counted in one category, first dose or series complete.** For persons receiving Moderna or Pfizer vaccines, once they receive their second dose, they are moved from the first dose column to the series completed column. **Because of this, the total first dose category may show a change from report to report not matching the total receiving their first dose from the previous day.** Persons receiving Johnson & Johnson vaccines will always be counted in the series completed column.

COVID-19 doses for vaccinated persons in Florida	
Doses administered	17,228,463
People receiving one dose of a 1-dose series (Johnson & Johnson) or receiving only one dose of a 2-dose series (Moderna, Pfizer) count once. Persons receiving both doses of a 2-dose series count twice.	

Current status of persons vaccinated for COVID-19 in Florida	
Total people vaccinated	10,005,987
First dose	2,040,510
Series completed	7,965,477
Completed 1-dose series	743,001
Completed 2-dose series	7,222,476
First dose: current number of people who have only received their first dose of the Moderna or Pfizer vaccine.	
Series complete: current number of people who have received both Moderna or Pfizer vaccine doses or one Johnson & Johnson dose and are considered fully immunized.	

Demographic summary	First dose	Series complete	Total people vaccinated
Age group	2,040,510	7,965,477	10,005,987
12-14 years	59,838	0	59,838
15-24 years	245,608	457,639	703,247
25-34 years	253,224	664,089	917,313
35-44 years	279,871	864,199	1,144,070
45-54 years	303,408	1,130,783	1,434,191
55-64 years	337,977	1,599,856	1,937,833
65-74 years	308,047	1,853,408	2,161,455
75-84 years	178,122	1,048,577	1,226,699
85+ years	74,415	346,926	421,341
Race	2,040,510	7,965,477	10,005,987
White	1,228,821	5,382,453	6,611,274
Black	171,473	543,536	715,009
American Indian/Alaskan	10,593	28,027	38,620
Other	257,164	863,368	1,120,532
Unknown	372,459	1,148,093	1,520,552
Other race includes Asian, native Hawaiian/Pacific Islander, or other.			
Ethnicity	2,040,510	7,965,477	10,005,987
Hispanic	473,176	1,286,727	1,759,903
Non-Hispanic	831,239	4,136,359	4,967,598
Unknown	736,095	2,542,391	3,278,486
Gender	2,040,510	7,965,477	10,005,987
Female	1,071,260	4,375,516	5,446,776
Male	958,603	3,578,064	4,536,667
Unknown	10,647	11,897	22,544



COVID-19: Alachua County vaccine summary

Vaccination data through May 22, 2021 as of May 23, 2021 at 12:05 AM

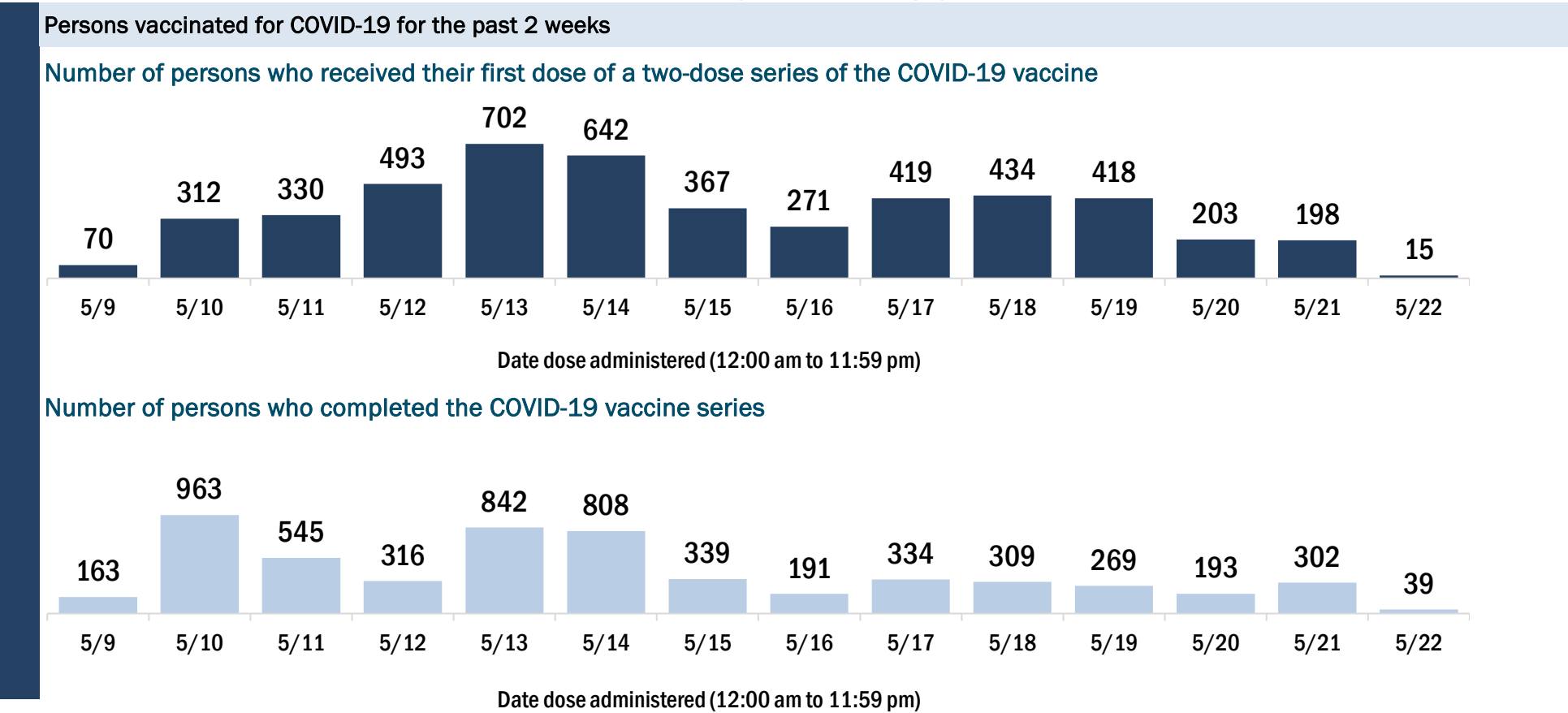
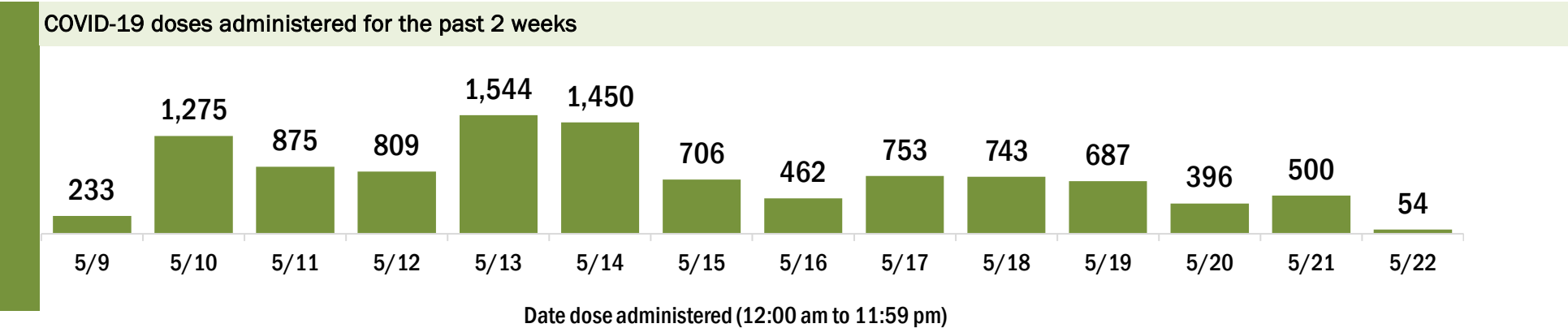
Data in this report are provisional and subject to change.

Data in this summary pertain to COVID-19 vaccines approved by the U.S. Food and Drug Administration and have been issued an Emergency Use Authorization (Janssen COVID-19 Vaccine, Moderna COVID-19 Vaccine and Pfizer-BioNTech COVID-19 Vaccine). These data summarize the number of people who have received either their first dose or have completed the series for a COVID-19 vaccine. **A person can only be counted in one category, first dose or series complete.** For persons receiving Moderna or Pfizer vaccines, once they receive their second dose, they are moved from the first dose column to the series completed column. **Because of this, the total first dose category may show a change from report to report not matching the total receiving their first dose from the previous day.** Persons receiving Johnson & Johnson vaccines will always be counted in the series completed column.

COVID-19 doses for vaccinated persons in Florida	
Doses administered	228,670
People receiving one dose of a 1-dose series (Johnson & Johnson) or receiving only one dose of a 2-dose series (Moderna, Pfizer) count once. Persons receiving both doses of a 2-dose series count twice.	

Current status of persons vaccinated for COVID-19 in Florida	
Total people vaccinated	126,723
First dose	19,787
Series completed	106,936
Completed 1-dose series	4,989
Completed 2-dose series	101,947
First dose: current number of people who have only received their first dose of the Moderna or Pfizer vaccine.	
Series complete: current number of people who have received both Moderna or Pfizer vaccine doses or one Johnson & Johnson dose and are considered fully immunized.	

Demographic summary	First dose	Series complete	Total people vaccinated
Age group	19,787	106,936	126,723
12-14 years	791	0	791
15-24 years	5,265	17,452	22,717
25-34 years	3,805	17,254	21,059
35-44 years	2,881	13,243	16,124
45-54 years	2,268	12,585	14,853
55-64 years	2,384	16,081	18,465
65-74 years	1,419	18,075	19,494
75-84 years	658	8,948	9,606
85+ years	316	3,298	3,614
Race	19,787	106,936	126,723
White	11,592	73,714	85,306
Black	3,006	10,676	13,682
American Indian/Alaskan	103	346	449
Other	3,273	16,993	20,266
Unknown	1,813	5,207	7,020
Other race includes Asian, native Hawaiian/Pacific Islander, or other.			
Ethnicity	19,787	106,936	126,723
Hispanic	2,612	9,990	12,602
Non-Hispanic	11,410	72,954	84,364
Unknown	5,765	23,992	29,757
Gender	19,787	106,936	126,723
Female	10,202	60,483	70,685
Male	9,514	46,407	55,921
Unknown	71	46	117



COVID-19: Baker County vaccine summary

Vaccination data through May 22, 2021 as of May 23, 2021 at 12:05 AM

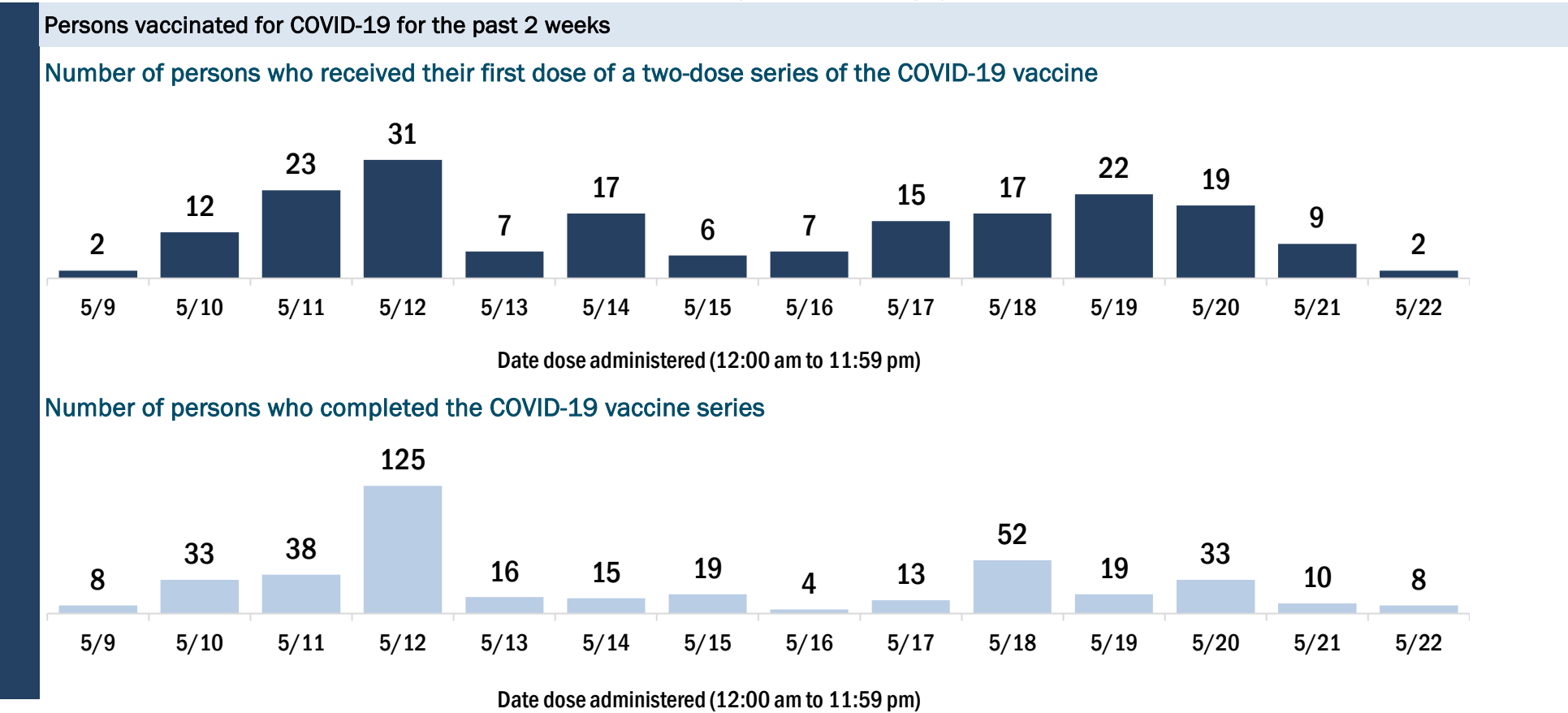
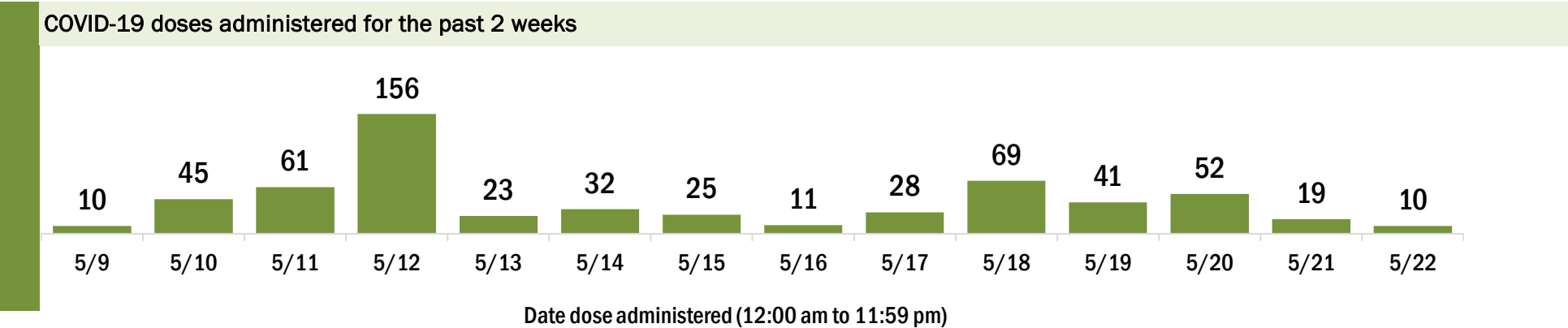
Data in this report are provisional and subject to change.

Data in this summary pertain to COVID-19 vaccines approved by the U.S. Food and Drug Administration and have been issued an Emergency Use Authorization (Janssen COVID-19 Vaccine, Moderna COVID-19 Vaccine and Pfizer-BioNTech COVID-19 Vaccine). These data summarize the number of people who have received either their first dose or have completed the series for a COVID-19 vaccine. **A person can only be counted in one category, first dose or series complete.** For persons receiving Moderna or Pfizer vaccines, once they receive their second dose, they are moved from the first dose column to the series completed column. **Because of this, the total first dose category may show a change from report to report not matching the total receiving their first dose from the previous day.** Persons receiving Johnson & Johnson vaccines will always be counted in the series completed column.

COVID-19 doses for vaccinated persons in Florida	
Doses administered	10,875
People receiving one dose of a 1-dose series (Johnson & Johnson) or receiving only one dose of a 2-dose series (Moderna, Pfizer) count once. Persons receiving both doses of a 2-dose series count twice.	

Current status of persons vaccinated for COVID-19 in Florida	
Total people vaccinated	6,316
First dose	1,559
Series completed	4,757
Completed 1-dose series	198
Completed 2-dose series	4,559
First dose: current number of people who have only received their first dose of the Moderna or Pfizer vaccine.	
Series complete: current number of people who have received both Moderna or Pfizer vaccine doses or one Johnson & Johnson dose and are considered fully immunized.	

Demographic summary	First dose	Series complete	Total people vaccinated
Age group	1,559	4,757	6,316
12-14 years	8	0	8
15-24 years	102	149	251
25-34 years	235	253	488
35-44 years	316	401	717
45-54 years	323	635	958
55-64 years	344	1,069	1,413
65-74 years	142	1,356	1,498
75-84 years	60	700	760
85+ years	29	194	223
Race	1,559	4,757	6,316
White	950	3,774	4,724
Black	445	485	930
American Indian/Alaskan	3	21	24
Other	109	255	364
Unknown	52	222	274
Other race includes Asian, native Hawaiian/Pacific Islander, or other.			
Ethnicity	1,559	4,757	6,316
Hispanic	38	114	152
Non-Hispanic	738	3,531	4,269
Unknown	783	1,112	1,895
Gender	1,559	4,757	6,316
Female	484	2,566	3,050
Male	1,067	2,189	3,256
Unknown	8	2	10



COVID-19: Bay County vaccine summary

Vaccination data through May 22, 2021 as of May 23, 2021 at 12:05 AM

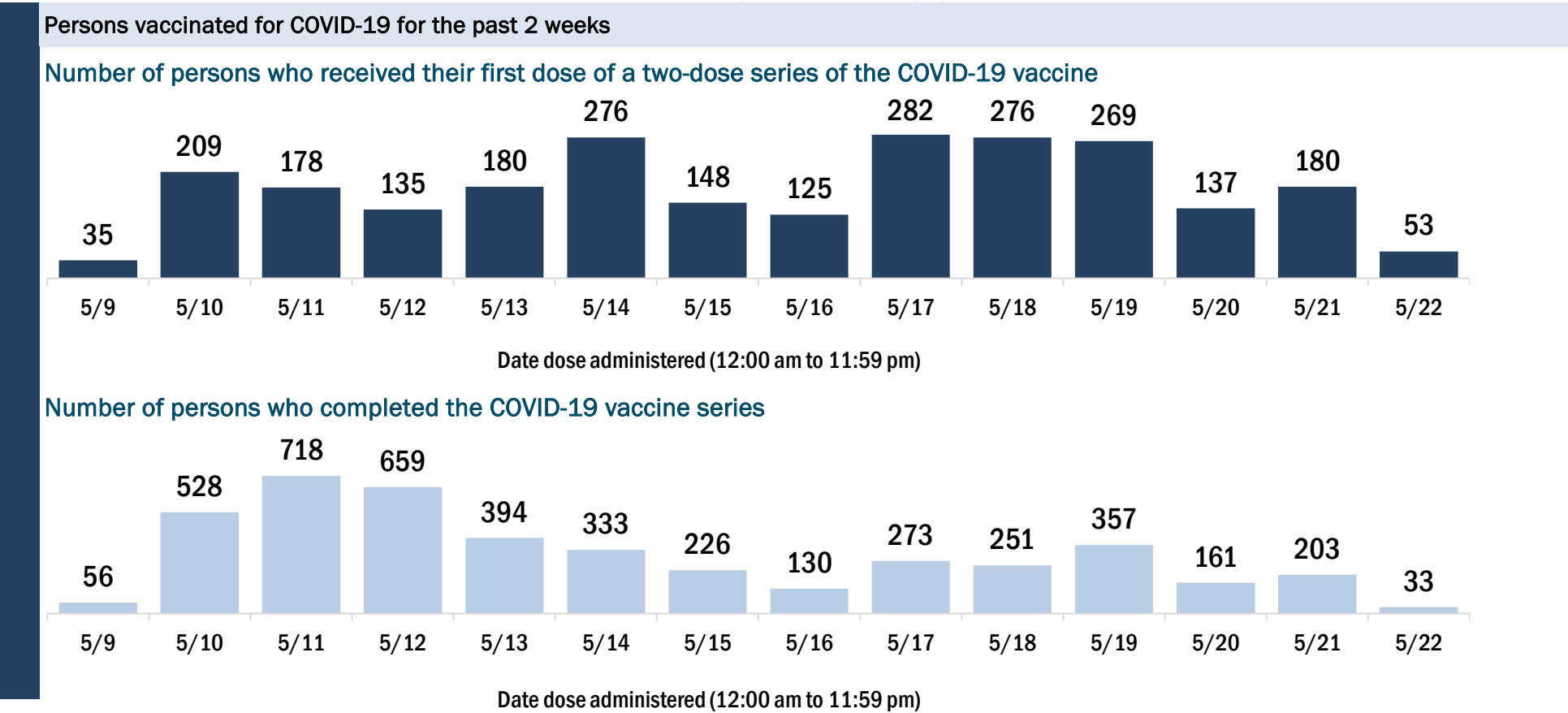
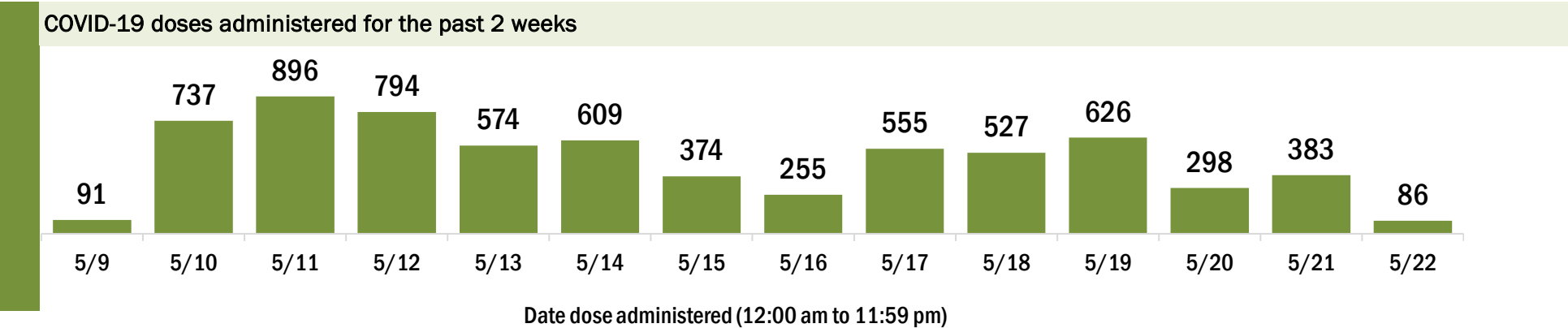
Data in this report are provisional and subject to change.

Data in this summary pertain to COVID-19 vaccines approved by the U.S. Food and Drug Administration and have been issued an Emergency Use Authorization (Janssen COVID-19 Vaccine, Moderna COVID-19 Vaccine and Pfizer-BioNTech COVID-19 Vaccine). These data summarize the number of people who have received either their first dose or have completed the series for a COVID-19 vaccine. **A person can only be counted in one category, first dose or series complete.** For persons receiving Moderna or Pfizer vaccines, once they receive their second dose, they are moved from the first dose column to the series completed column. **Because of this, the total first dose category may show a change from report to report not matching the total receiving their first dose from the previous day.** Persons receiving Johnson & Johnson vaccines will always be counted in the series completed column.

COVID-19 doses for vaccinated persons in Florida	
Doses administered	96,323
People receiving one dose of a 1-dose series (Johnson & Johnson) or receiving only one dose of a 2-dose series (Moderna, Pfizer) count once. Persons receiving both doses of a 2-dose series count twice.	

Current status of persons vaccinated for COVID-19 in Florida	
Total people vaccinated	56,122
First dose	9,756
Series completed	46,366
Completed 1-dose series	6,165
Completed 2-dose series	40,201
First dose: current number of people who have only received their first dose of the Moderna or Pfizer vaccine.	
Series complete: current number of people who have received both Moderna or Pfizer vaccine doses or one Johnson & Johnson dose and are considered fully immunized.	

Demographic summary	First dose	Series complete	Total people vaccinated
Age group	9,756	46,366	56,122
12-14 years	139	0	139
15-24 years	1,094	1,849	2,943
25-34 years	1,167	2,960	4,127
35-44 years	1,354	4,352	5,706
45-54 years	1,565	6,003	7,568
55-64 years	2,125	10,561	12,686
65-74 years	1,382	12,539	13,921
75-84 years	672	6,186	6,858
85+ years	258	1,916	2,174
Race	9,756	46,366	56,122
White	5,994	32,365	38,359
Black	801	3,013	3,814
American Indian/Alaskan	44	221	265
Other	1,302	3,866	5,168
Unknown	1,615	6,901	8,516
Other race includes Asian, native Hawaiian/Pacific Islander, or other.			
Ethnicity	9,756	46,366	56,122
Hispanic	848	2,153	3,001
Non-Hispanic	5,531	28,399	33,930
Unknown	3,377	15,814	19,191
Gender	9,756	46,366	56,122
Female	5,336	25,463	30,799
Male	4,417	20,895	25,312
Unknown	3	8	11



COVID-19: Bradford County vaccine summary

Vaccination data through May 22, 2021 as of May 23, 2021 at 12:05 AM

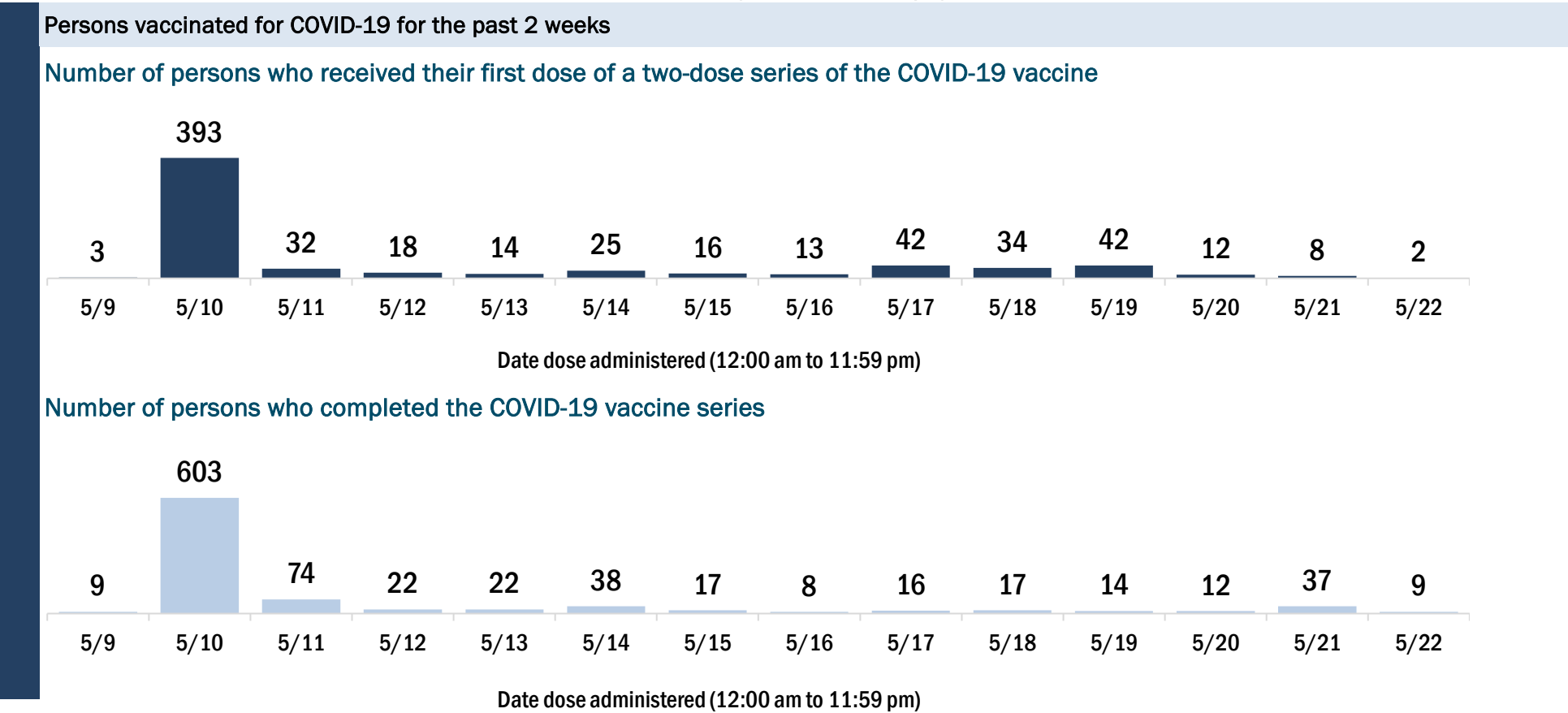
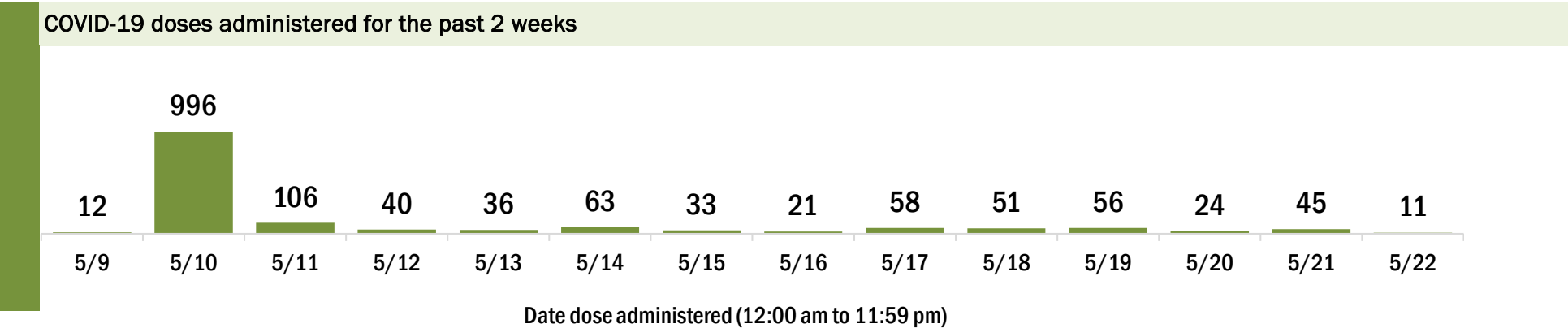
Data in this report are provisional and subject to change.

Data in this summary pertain to COVID-19 vaccines approved by the U.S. Food and Drug Administration and have been issued an Emergency Use Authorization (Janssen COVID-19 Vaccine, Moderna COVID-19 Vaccine and Pfizer-BioNTech COVID-19 Vaccine). These data summarize the number of people who have received either their first dose or have completed the series for a COVID-19 vaccine. **A person can only be counted in one category, first dose or series complete.** For persons receiving Moderna or Pfizer vaccines, once they receive their second dose, they are moved from the first dose column to the series completed column. **Because of this, the total first dose category may show a change from report to report not matching the total receiving their first dose from the previous day.** Persons receiving Johnson & Johnson vaccines will always be counted in the series completed column.

COVID-19 doses for vaccinated persons in Florida	
Doses administered	15,222
People receiving one dose of a 1-dose series (Johnson & Johnson) or receiving only one dose of a 2-dose series (Moderna, Pfizer) count once. Persons receiving both doses of a 2-dose series count twice.	

Current status of persons vaccinated for COVID-19 in Florida	
Total people vaccinated	9,354
First dose	3,086
Series completed	6,268
Completed 1-dose series	400
Completed 2-dose series	5,868
First dose: current number of people who have only received their first dose of the Moderna or Pfizer vaccine.	
Series complete: current number of people who have received both Moderna or Pfizer vaccine doses or one Johnson & Johnson dose and are considered fully immunized.	

Demographic summary	First dose	Series complete	Total people vaccinated
Age group	3,086	6,268	9,354
12-14 years	7	0	7
15-24 years	149	160	309
25-34 years	356	360	716
35-44 years	467	573	1,040
45-54 years	450	790	1,240
55-64 years	881	1,395	2,276
65-74 years	582	1,712	2,294
75-84 years	159	976	1,135
85+ years	35	302	337
Race	3,086	6,268	9,354
White	1,884	4,588	6,472
Black	980	1,026	2,006
American Indian/Alaskan	3	33	36
Other	137	450	587
Unknown	82	171	253
Other race includes Asian, native Hawaiian/Pacific Islander, or other.			
Ethnicity	3,086	6,268	9,354
Hispanic	117	159	276
Non-Hispanic	2,115	5,399	7,514
Unknown	854	710	1,564
Gender	3,086	6,268	9,354
Female	479	3,116	3,595
Male	2,606	3,152	5,758
Unknown	1	0	1



COVID-19: Brevard County vaccine summary

Vaccination data through May 22, 2021 as of May 23, 2021 at 12:05 AM

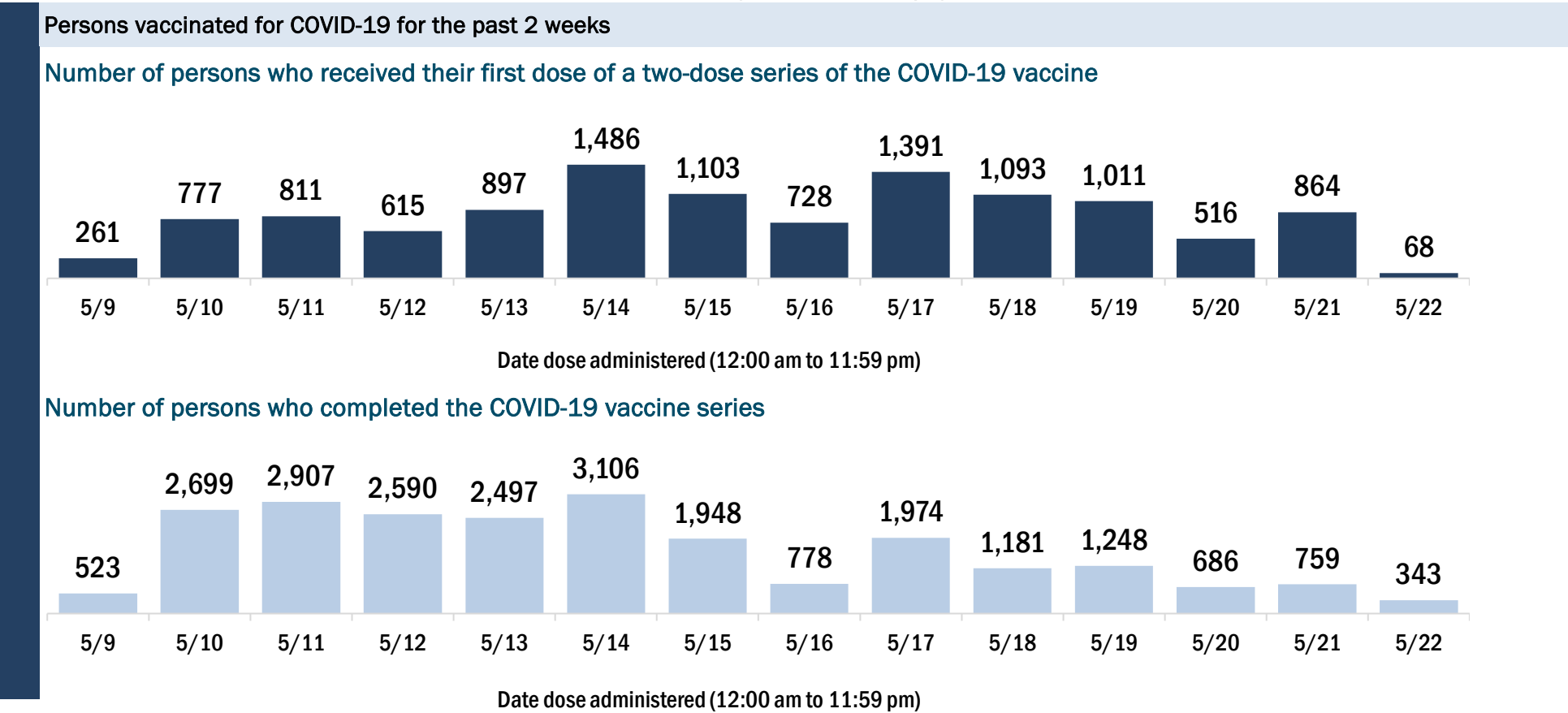
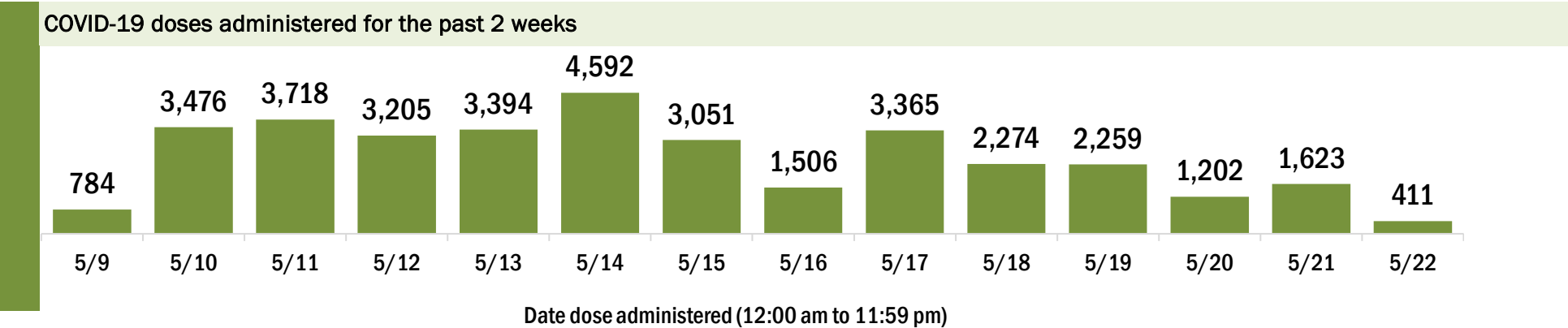
Data in this report are provisional and subject to change.

Data in this summary pertain to COVID-19 vaccines approved by the U.S. Food and Drug Administration and have been issued an Emergency Use Authorization (Janssen COVID-19 Vaccine, Moderna COVID-19 Vaccine and Pfizer-BioNTech COVID-19 Vaccine). These data summarize the number of people who have received either their first dose or have completed the series for a COVID-19 vaccine. **A person can only be counted in one category, first dose or series complete.** For persons receiving Moderna or Pfizer vaccines, once they receive their second dose, they are moved from the first dose column to the series completed column. **Because of this, the total first dose category may show a change from report to report not matching the total receiving their first dose from the previous day.** Persons receiving Johnson & Johnson vaccines will always be counted in the series completed column.

COVID-19 doses for vaccinated persons in Florida	
Doses administered	468,926
People receiving one dose of a 1-dose series (Johnson & Johnson) or receiving only one dose of a 2-dose series (Moderna, Pfizer) count once. Persons receiving both doses of a 2-dose series count twice.	

Current status of persons vaccinated for COVID-19 in Florida	
Total people vaccinated	268,852
First dose	47,596
Series completed	221,256
Completed 1-dose series	21,182
Completed 2-dose series	200,074
First dose: current number of people who have only received their first dose of the Moderna or Pfizer vaccine.	
Series complete: current number of people who have received both Moderna or Pfizer vaccine doses or one Johnson & Johnson dose and are considered fully immunized.	

Demographic summary	First dose	Series complete	Total people vaccinated
Age group	47,596	221,256	268,852
12-14 years	1,522	0	1,522
15-24 years	5,680	10,367	16,047
25-34 years	5,508	14,561	20,069
35-44 years	5,927	18,718	24,645
45-54 years	6,630	26,475	33,105
55-64 years	9,295	50,431	59,726
65-74 years	7,034	56,921	63,955
75-84 years	4,123	32,099	36,222
85+ years	1,877	11,684	13,561
Race	47,596	221,256	268,852
White	30,318	149,756	180,074
Black	3,892	11,833	15,725
American Indian/Alaskan	274	963	1,237
Other	5,160	20,467	25,627
Unknown	7,952	38,237	46,189
Other race includes Asian, native Hawaiian/Pacific Islander, or other.			
Ethnicity	47,596	221,256	268,852
Hispanic	4,378	13,091	17,469
Non-Hispanic	25,994	126,697	152,691
Unknown	17,224	81,468	98,692
Gender	47,596	221,256	268,852
Female	25,000	123,692	148,692
Male	22,476	97,327	119,803
Unknown	120	237	357



COVID-19: Broward County vaccine summary

Vaccination data through May 22, 2021 as of May 23, 2021 at 12:05 AM

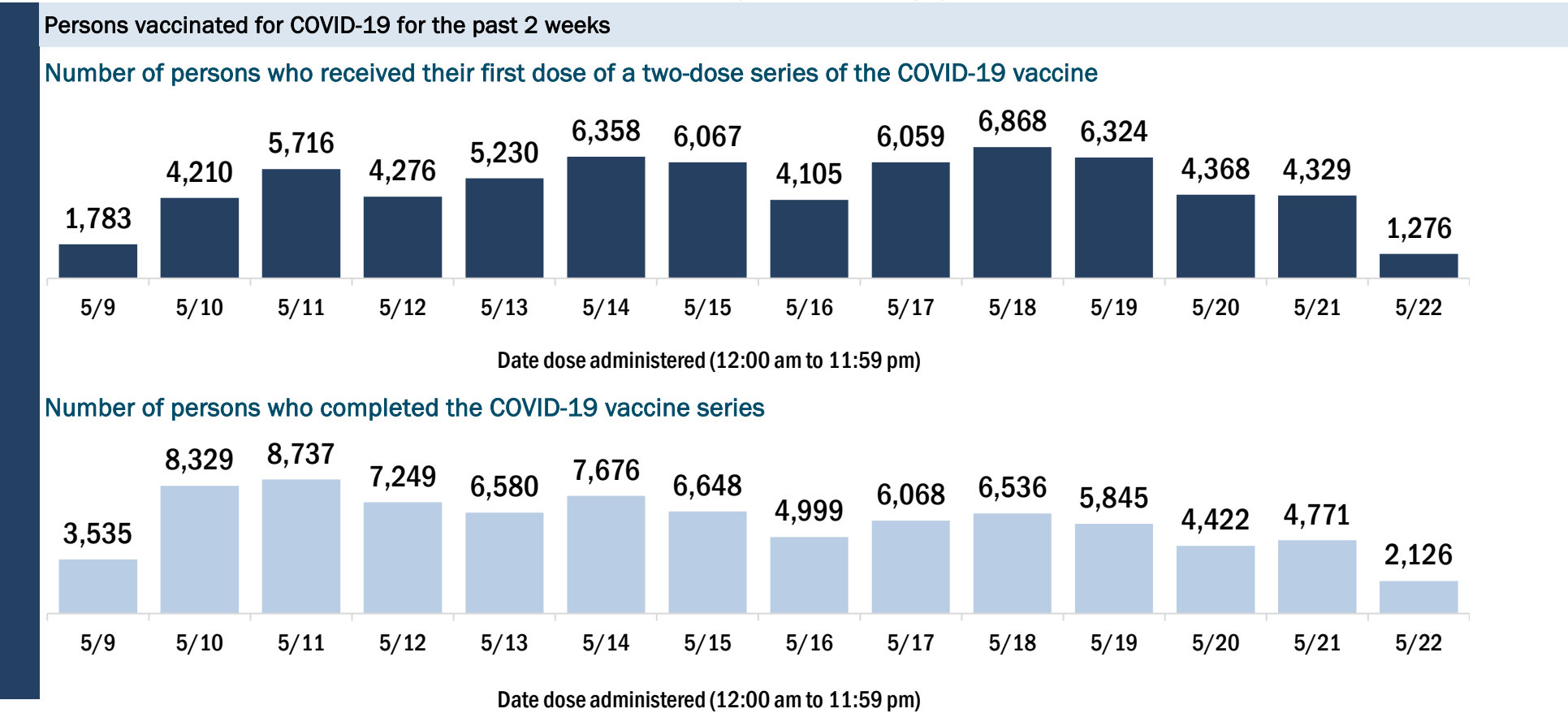
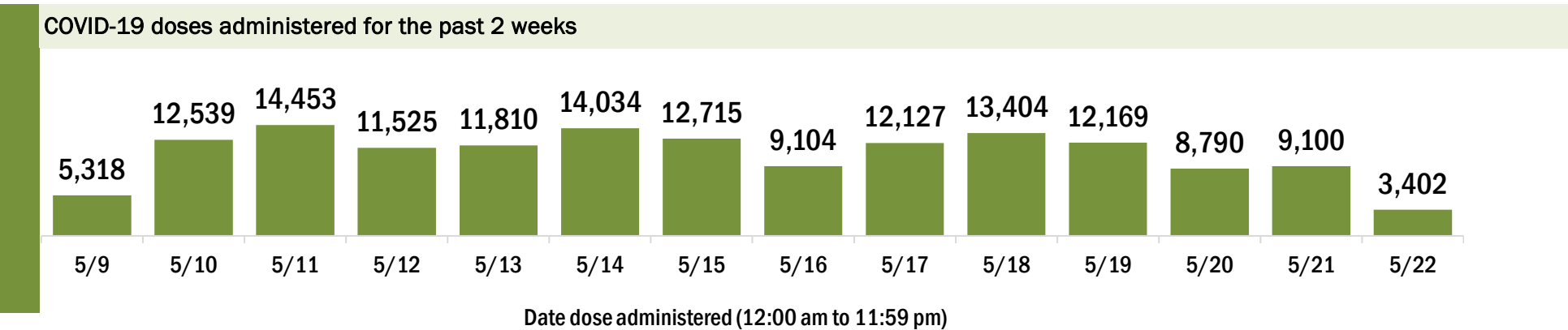
Data in this report are provisional and subject to change.

Data in this summary pertain to COVID-19 vaccines approved by the U.S. Food and Drug Administration and have been issued an Emergency Use Authorization (Janssen COVID-19 Vaccine, Moderna COVID-19 Vaccine and Pfizer-BioNTech COVID-19 Vaccine). These data summarize the number of people who have received either their first dose or have completed the series for a COVID-19 vaccine. **A person can only be counted in one category, first dose or series complete.** For persons receiving Moderna or Pfizer vaccines, once they receive their second dose, they are moved from the first dose column to the series completed column. **Because of this, the total first dose category may show a change from report to report not matching the total receiving their first dose from the previous day.** Persons receiving Johnson & Johnson vaccines will always be counted in the series completed column.

COVID-19 doses for vaccinated persons in Florida	
Doses administered	1,633,719
People receiving one dose of a 1-dose series (Johnson & Johnson) or receiving only one dose of a 2-dose series (Moderna, Pfizer) count once. Persons receiving both doses of a 2-dose series count twice.	

Current status of persons vaccinated for COVID-19 in Florida	
Total people vaccinated	959,700
First dose	219,094
Series completed	740,606
Completed 1-dose series	66,587
Completed 2-dose series	674,019
First dose: current number of people who have only received their first dose of the Moderna or Pfizer vaccine.	
Series complete: current number of people who have received both Moderna or Pfizer vaccine doses or one Johnson & Johnson dose and are considered fully immunized.	

Demographic summary	First dose	Series complete	Total people vaccinated
Age group	219,094	740,606	959,700
12-14 years	7,515	0	7,515
15-24 years	28,728	47,992	76,720
25-34 years	26,981	67,588	94,569
35-44 years	33,216	97,098	130,314
45-54 years	36,908	129,661	166,569
55-64 years	36,132	161,264	197,396
65-74 years	28,064	140,648	168,712
75-84 years	14,647	70,620	85,267
85+ years	6,903	25,735	32,638
Race	219,094	740,606	959,700
White	119,469	451,440	570,909
Black	30,665	91,488	122,153
American Indian/Alaskan	1,189	3,035	4,224
Other	26,292	89,620	115,912
Unknown	41,479	105,023	146,502
Other race includes Asian, native Hawaiian/Pacific Islander, or other.			
Ethnicity	219,094	740,606	959,700
Hispanic	67,151	178,947	246,098
Non-Hispanic	78,671	349,532	428,203
Unknown	73,272	212,127	285,399
Gender	219,094	740,606	959,700
Female	115,238	397,557	512,795
Male	103,243	341,651	444,894
Unknown	613	1,398	2,011



COVID-19: Calhoun County vaccine summary

Vaccination data through May 22, 2021 as of May 23, 2021 at 12:05 AM

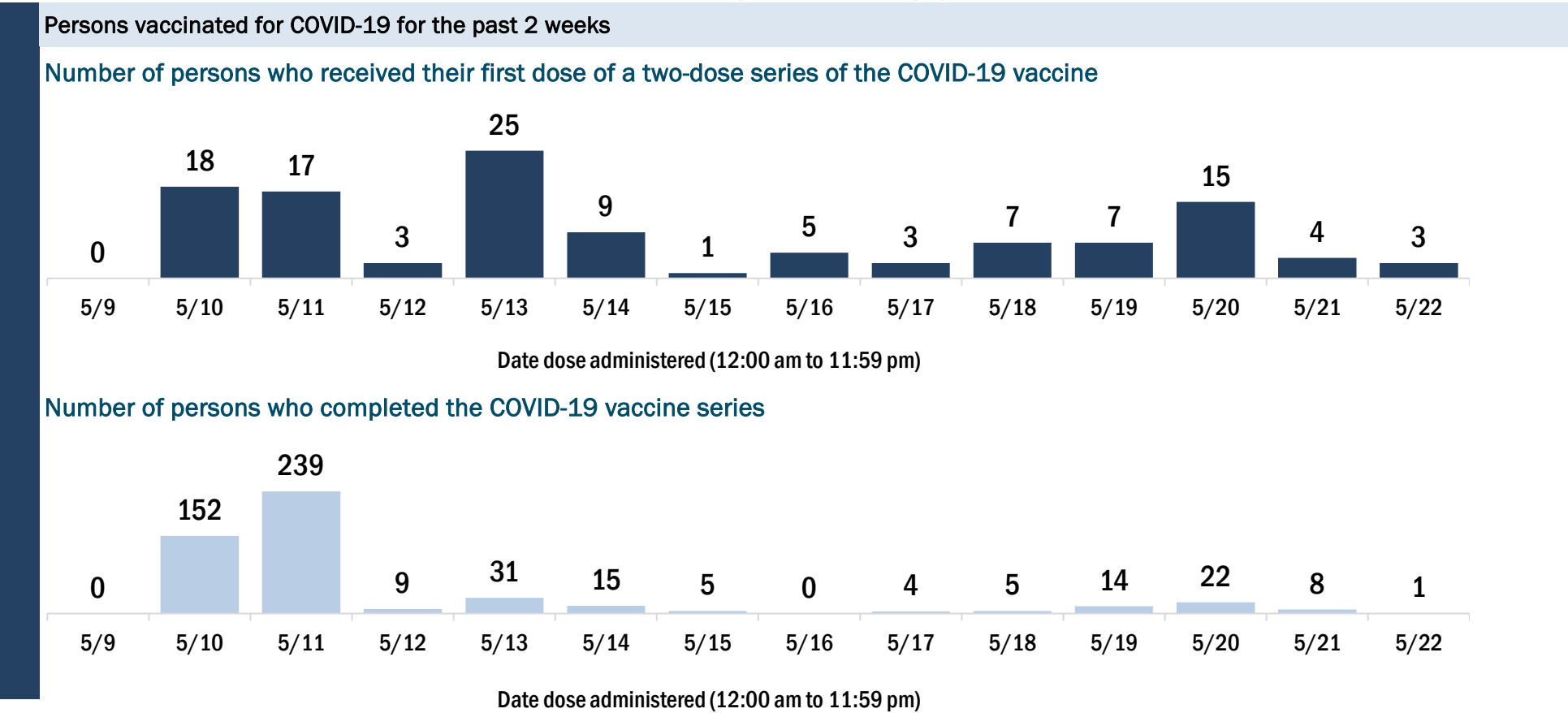
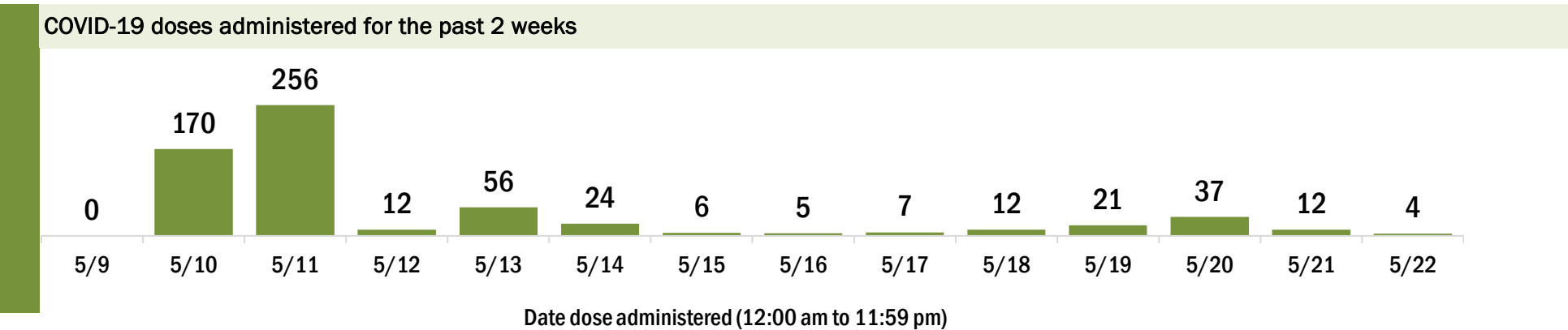
Data in this report are provisional and subject to change.

Data in this summary pertain to COVID-19 vaccines approved by the U.S. Food and Drug Administration and have been issued an Emergency Use Authorization (Janssen COVID-19 Vaccine, Moderna COVID-19 Vaccine and Pfizer-BioNTech COVID-19 Vaccine). These data summarize the number of people who have received either their first dose or have completed the series for a COVID-19 vaccine. **A person can only be counted in one category, first dose or series complete.** For persons receiving Moderna or Pfizer vaccines, once they receive their second dose, they are moved from the first dose column to the series completed column. **Because of this, the total first dose category may show a change from report to report not matching the total receiving their first dose from the previous day.** Persons receiving Johnson & Johnson vaccines will always be counted in the series completed column.

COVID-19 doses for vaccinated persons in Florida	
Doses administered	6,327
People receiving one dose of a 1-dose series (Johnson & Johnson) or receiving only one dose of a 2-dose series (Moderna, Pfizer) count once. Persons receiving both doses of a 2-dose series count twice.	

Current status of persons vaccinated for COVID-19 in Florida	
Total people vaccinated	3,526
First dose	490
Series completed	3,036
Completed 1-dose series	235
Completed 2-dose series	2,801
First dose: current number of people who have only received their first dose of the Moderna or Pfizer vaccine.	
Series complete: current number of people who have received both Moderna or Pfizer vaccine doses or one Johnson & Johnson dose and are considered fully immunized.	

Demographic summary	First dose	Series complete	Total people vaccinated
Age group	490	3,036	3,526
12-14 years	3	0	3
15-24 years	49	64	113
25-34 years	38	152	190
35-44 years	66	263	329
45-54 years	88	382	470
55-64 years	104	614	718
65-74 years	73	882	955
75-84 years	50	493	543
85+ years	19	186	205
Race	490	3,036	3,526
White	312	2,089	2,401
Black	79	336	415
American Indian/Alaskan	3	18	21
Other	44	366	410
Unknown	52	227	279
Other race includes Asian, native Hawaiian/Pacific Islander, or other.			
Ethnicity	490	3,036	3,526
Hispanic	10	56	66
Non-Hispanic	210	1,492	1,702
Unknown	270	1,488	1,758
Gender	490	3,036	3,526
Female	221	1,480	1,701
Male	269	1,555	1,824
Unknown	0	1	1



COVID-19: Charlotte County vaccine summary

Vaccination data through May 22, 2021 as of May 23, 2021 at 12:05 AM

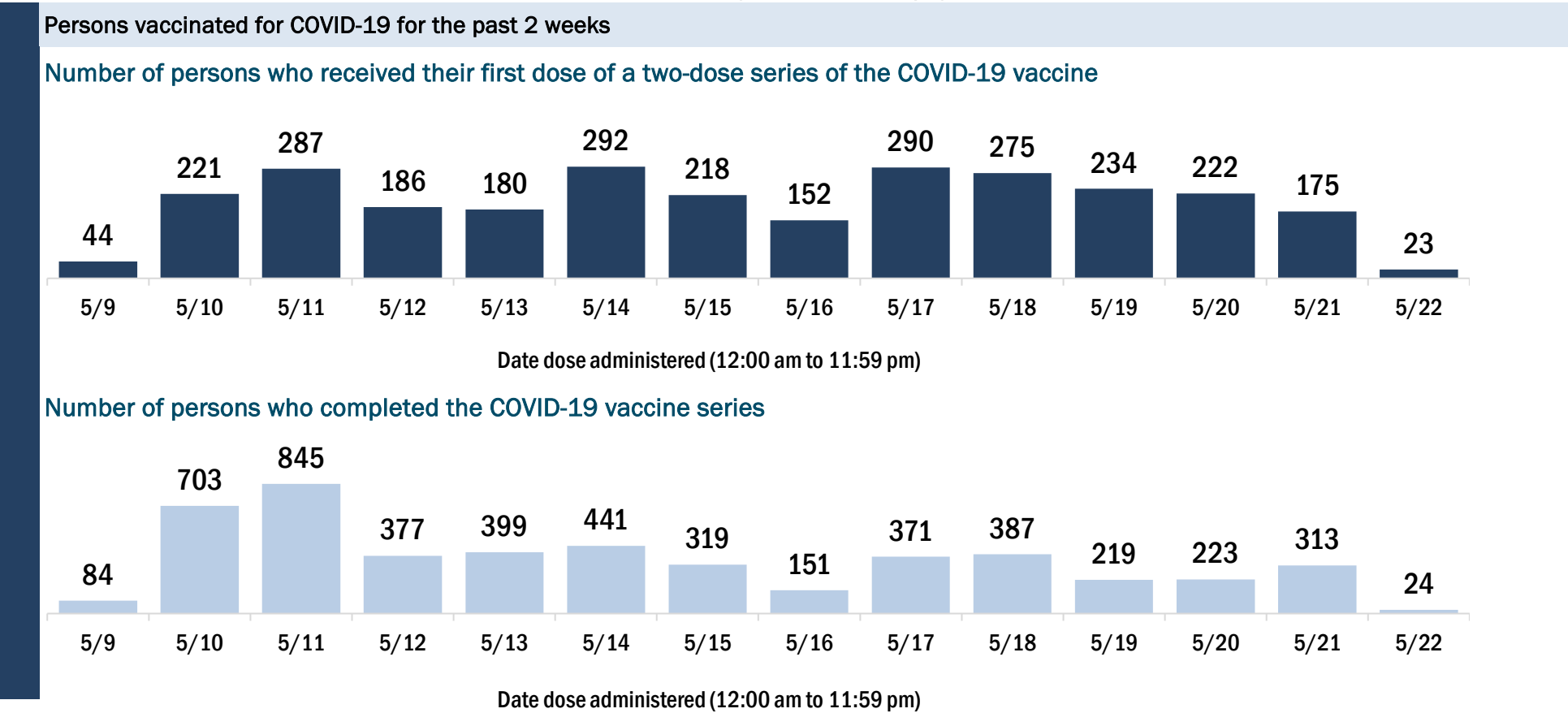
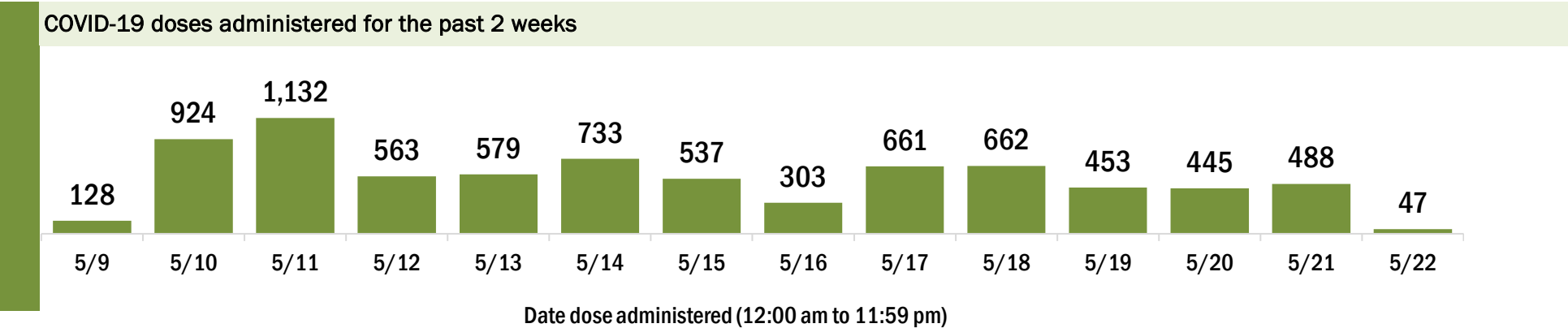
Data in this report are provisional and subject to change.

Data in this summary pertain to COVID-19 vaccines approved by the U.S. Food and Drug Administration and have been issued an Emergency Use Authorization (Janssen COVID-19 Vaccine, Moderna COVID-19 Vaccine and Pfizer-BioNTech COVID-19 Vaccine). These data summarize the number of people who have received either their first dose or have completed the series for a COVID-19 vaccine. **A person can only be counted in one category, first dose or series complete.** For persons receiving Moderna or Pfizer vaccines, once they receive their second dose, they are moved from the first dose column to the series completed column. **Because of this, the total first dose category may show a change from report to report not matching the total receiving their first dose from the previous day.** Persons receiving Johnson & Johnson vaccines will always be counted in the series completed column.

COVID-19 doses for vaccinated persons in Florida	
Doses administered	186,517
People receiving one dose of a 1-dose series (Johnson & Johnson) or receiving only one dose of a 2-dose series (Moderna, Pfizer) count once. Persons receiving both doses of a 2-dose series count twice.	

Current status of persons vaccinated for COVID-19 in Florida	
Total people vaccinated	108,135
First dose	23,197
Series completed	84,938
Completed 1-dose series	6,556
Completed 2-dose series	78,382
First dose: current number of people who have only received their first dose of the Moderna or Pfizer vaccine.	
Series complete: current number of people who have received both Moderna or Pfizer vaccine doses or one Johnson & Johnson dose and are considered fully immunized.	

Demographic summary	First dose	Series complete	Total people vaccinated
Age group	23,197	84,938	108,135
12-14 years	183	0	183
15-24 years	1,107	1,531	2,638
25-34 years	1,058	2,179	3,237
35-44 years	1,335	3,110	4,445
45-54 years	2,259	6,140	8,399
55-64 years	5,042	16,628	21,670
65-74 years	6,539	31,392	37,931
75-84 years	4,223	18,506	22,729
85+ years	1,451	5,452	6,903
Race	23,197	84,938	108,135
White	17,272	64,473	81,745
Black	794	1,853	2,647
American Indian/Alaskan	147	344	491
Other	1,691	5,690	7,381
Unknown	3,293	12,578	15,871
Other race includes Asian, native Hawaiian/Pacific Islander, or other.			
Ethnicity	23,197	84,938	108,135
Hispanic	1,112	2,611	3,723
Non-Hispanic	13,359	51,600	64,959
Unknown	8,726	30,727	39,453
Gender	23,197	84,938	108,135
Female	12,186	46,752	58,938
Male	10,977	38,157	49,134
Unknown	34	29	63



COVID-19: Citrus County vaccine summary

Vaccination data through May 22, 2021 as of May 23, 2021 at 12:05 AM

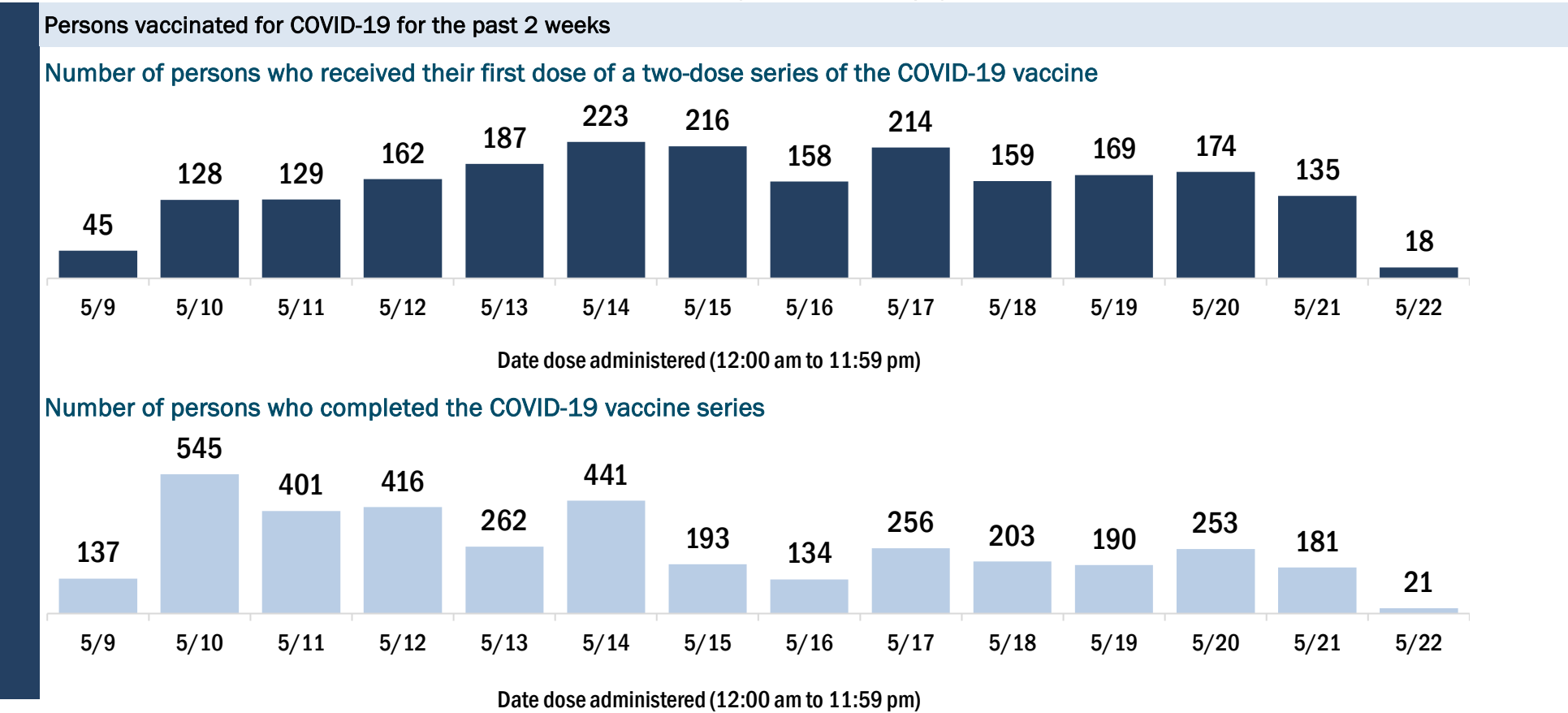
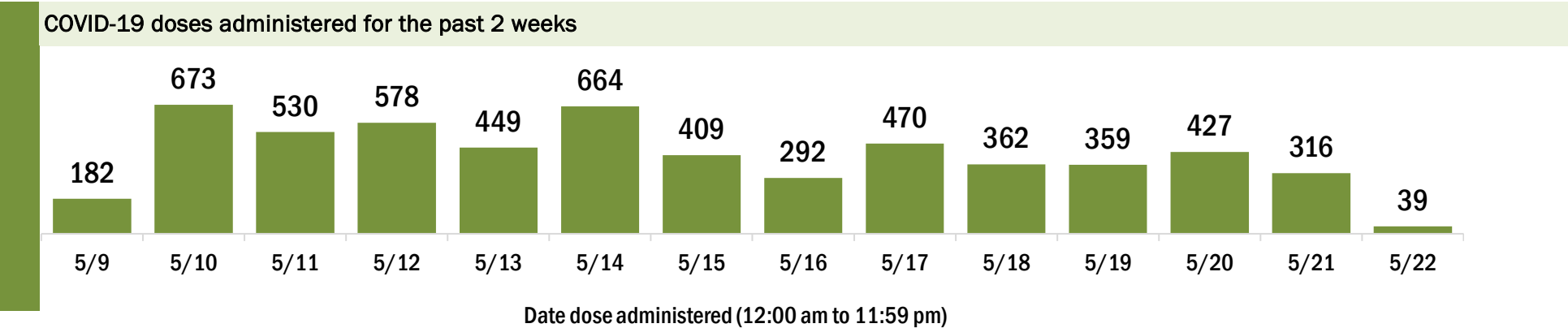
Data in this report are provisional and subject to change.

Data in this summary pertain to COVID-19 vaccines approved by the U.S. Food and Drug Administration and have been issued an Emergency Use Authorization (Janssen COVID-19 Vaccine, Moderna COVID-19 Vaccine and Pfizer-BioNTech COVID-19 Vaccine). These data summarize the number of people who have received either their first dose or have completed the series for a COVID-19 vaccine. **A person can only be counted in one category, first dose or series complete.** For persons receiving Moderna or Pfizer vaccines, once they receive their second dose, they are moved from the first dose column to the series completed column. **Because of this, the total first dose category may show a change from report to report not matching the total receiving their first dose from the previous day.** Persons receiving Johnson & Johnson vaccines will always be counted in the series completed column.

COVID-19 doses for vaccinated persons in Florida	
Doses administered	116,711
People receiving one dose of a 1-dose series (Johnson & Johnson) or receiving only one dose of a 2-dose series (Moderna, Pfizer) count once. Persons receiving both doses of a 2-dose series count twice.	

Current status of persons vaccinated for COVID-19 in Florida	
Total people vaccinated	64,498
First dose	9,831
Series completed	54,667
Completed 1-dose series	2,454
Completed 2-dose series	52,213
First dose: current number of people who have only received their first dose of the Moderna or Pfizer vaccine.	
Series complete: current number of people who have received both Moderna or Pfizer vaccine doses or one Johnson & Johnson dose and are considered fully immunized.	

Demographic summary	First dose	Series complete	Total people vaccinated
Age group	9,831	54,667	64,498
12-14 years	113	0	113
15-24 years	681	1,069	1,750
25-34 years	638	1,466	2,104
35-44 years	716	2,039	2,755
45-54 years	1,173	3,901	5,074
55-64 years	1,958	10,011	11,969
65-74 years	2,463	19,477	21,940
75-84 years	1,570	12,924	14,494
85+ years	519	3,780	4,299
Race	9,831	54,667	64,498
White	7,272	41,489	48,761
Black	222	826	1,048
American Indian/Alaskan	54	296	350
Other	739	3,582	4,321
Unknown	1,544	8,474	10,018
Other race includes Asian, native Hawaiian/Pacific Islander, or other.			
Ethnicity	9,831	54,667	64,498
Hispanic	471	1,842	2,313
Non-Hispanic	5,868	33,017	38,885
Unknown	3,492	19,808	23,300
Gender	9,831	54,667	64,498
Female	5,361	30,831	36,192
Male	4,448	23,821	28,269
Unknown	22	15	37



COVID-19: Clay County vaccine summary

Vaccination data through May 22, 2021 as of May 23, 2021 at 12:05 AM

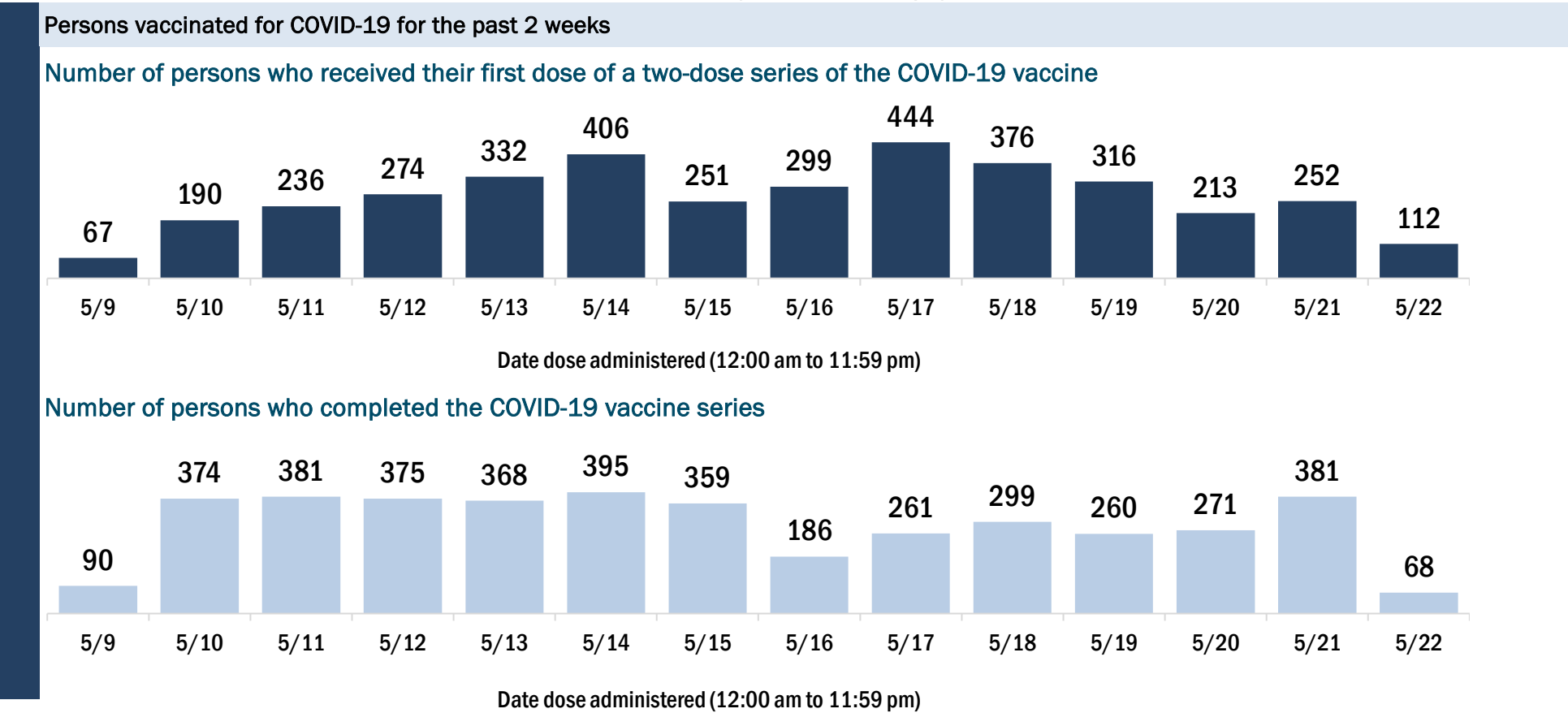
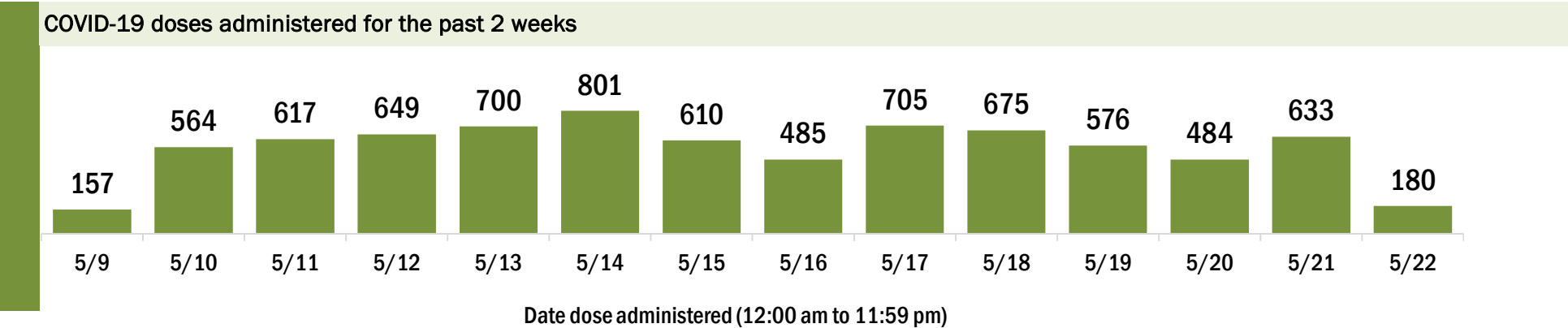
Data in this report are provisional and subject to change.

Data in this summary pertain to COVID-19 vaccines approved by the U.S. Food and Drug Administration and have been issued an Emergency Use Authorization (Janssen COVID-19 Vaccine, Moderna COVID-19 Vaccine and Pfizer-BioNTech COVID-19 Vaccine). These data summarize the number of people who have received either their first dose or have completed the series for a COVID-19 vaccine. **A person can only be counted in one category, first dose or series complete.** For persons receiving Moderna or Pfizer vaccines, once they receive their second dose, they are moved from the first dose column to the series completed column. **Because of this, the total first dose category may show a change from report to report not matching the total receiving their first dose from the previous day.** Persons receiving Johnson & Johnson vaccines will always be counted in the series completed column.

COVID-19 doses for vaccinated persons in Florida	
Doses administered	124,454
People receiving one dose of a 1-dose series (Johnson & Johnson) or receiving only one dose of a 2-dose series (Moderna, Pfizer) count once. Persons receiving both doses of a 2-dose series count twice.	

Current status of persons vaccinated for COVID-19 in Florida	
Total people vaccinated	70,171
First dose	11,818
Series completed	58,353
Completed 1-dose series	4,070
Completed 2-dose series	54,283
First dose: current number of people who have only received their first dose of the Moderna or Pfizer vaccine.	
Series complete: current number of people who have received both Moderna or Pfizer vaccine doses or one Johnson & Johnson dose and are considered fully immunized.	

Demographic summary	First dose	Series complete	Total people vaccinated
Age group	11,818	58,353	70,171
12-14 years	391	0	391
15-24 years	1,820	3,305	5,125
25-34 years	1,383	3,716	5,099
35-44 years	1,779	5,906	7,685
45-54 years	1,925	8,580	10,505
55-64 years	2,200	12,713	14,913
65-74 years	1,228	14,681	15,909
75-84 years	759	7,278	8,037
85+ years	333	2,174	2,507
Race	11,818	58,353	70,171
White	6,839	40,684	47,523
Black	1,149	4,238	5,387
American Indian/Alaskan	54	262	316
Other	1,568	5,836	7,404
Unknown	2,208	7,333	9,541
Other race includes Asian, native Hawaiian/Pacific Islander, or other.			
Ethnicity	11,818	58,353	70,171
Hispanic	981	3,388	4,369
Non-Hispanic	6,722	41,086	47,808
Unknown	4,115	13,879	17,994
Gender	11,818	58,353	70,171
Female	6,297	33,183	39,480
Male	5,348	25,164	30,512
Unknown	173	6	179



COVID-19: Collier County vaccine summary

Vaccination data through May 22, 2021 as of May 23, 2021 at 12:05 AM

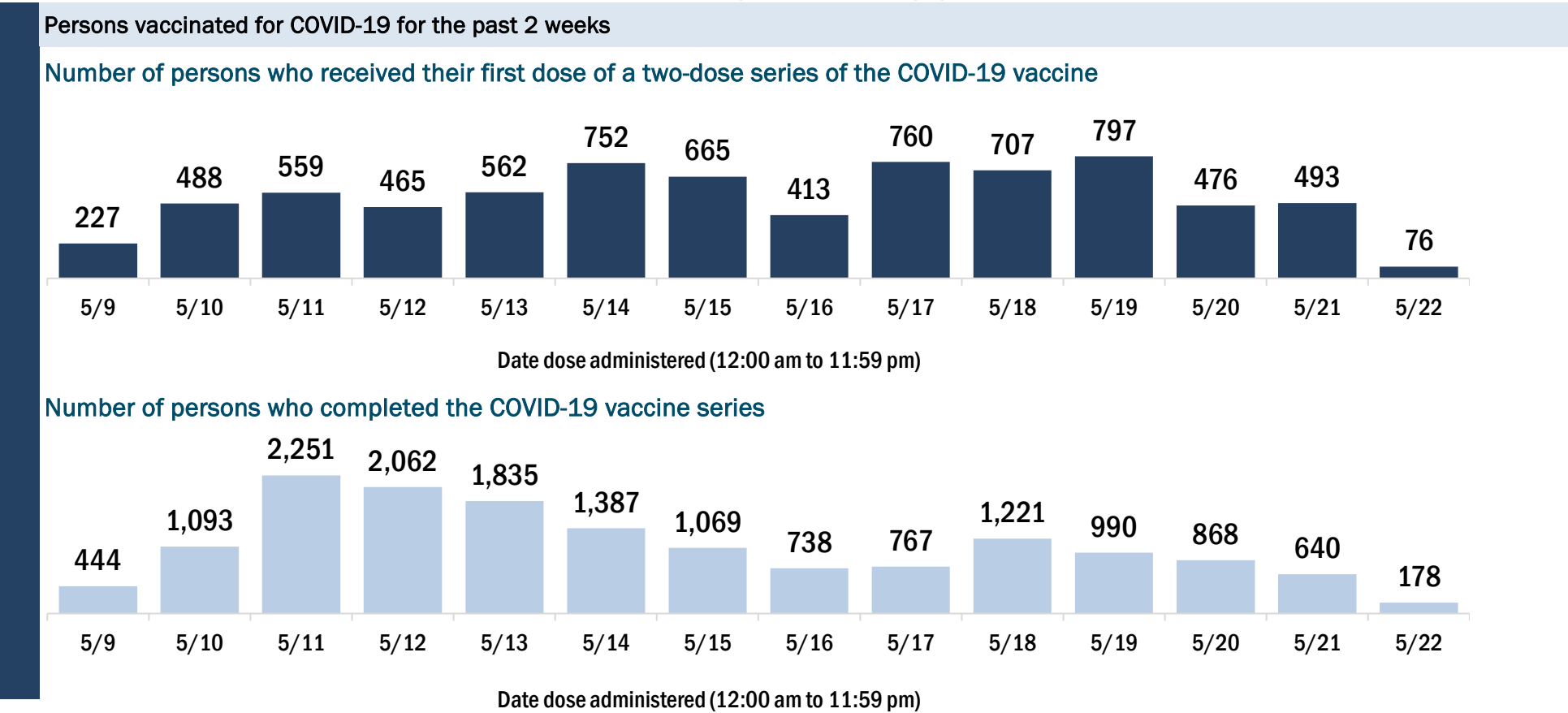
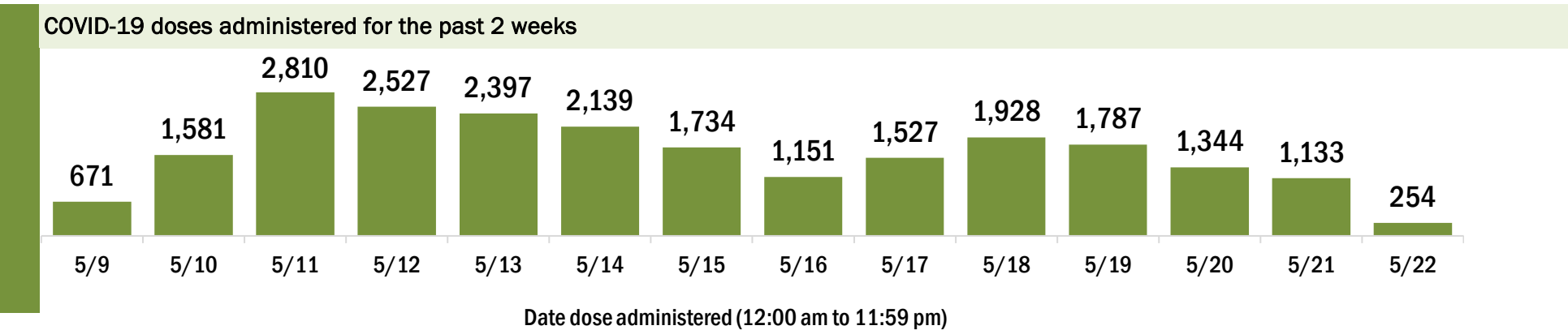
Data in this report are provisional and subject to change.

Data in this summary pertain to COVID-19 vaccines approved by the U.S. Food and Drug Administration and have been issued an Emergency Use Authorization (Janssen COVID-19 Vaccine, Moderna COVID-19 Vaccine and Pfizer-BioNTech COVID-19 Vaccine). These data summarize the number of people who have received either their first dose or have completed the series for a COVID-19 vaccine. **A person can only be counted in one category, first dose or series complete.** For persons receiving Moderna or Pfizer vaccines, once they receive their second dose, they are moved from the first dose column to the series completed column. **Because of this, the total first dose category may show a change from report to report not matching the total receiving their first dose from the previous day.** Persons receiving Johnson & Johnson vaccines will always be counted in the series completed column.

COVID-19 doses for vaccinated persons in Florida	
Doses administered	363,126
People receiving one dose of a 1-dose series (Johnson & Johnson) or receiving only one dose of a 2-dose series (Moderna, Pfizer) count once. Persons receiving both doses of a 2-dose series count twice.	

Current status of persons vaccinated for COVID-19 in Florida	
Total people vaccinated	206,704
First dose	35,124
Series completed	171,580
Completed 1-dose series	15,158
Completed 2-dose series	156,422
First dose: current number of people who have only received their first dose of the Moderna or Pfizer vaccine.	
Series complete: current number of people who have received both Moderna or Pfizer vaccine doses or one Johnson & Johnson dose and are considered fully immunized.	

Demographic summary	First dose	Series complete	Total people vaccinated
Age group	35,124	171,580	206,704
12-14 years	622	0	622
15-24 years	3,338	5,443	8,781
25-34 years	2,987	7,663	10,650
35-44 years	3,774	10,742	14,516
45-54 years	4,812	16,585	21,397
55-64 years	6,506	31,322	37,828
65-74 years	6,745	53,058	59,803
75-84 years	4,583	36,200	40,783
85+ years	1,757	10,567	12,324
Race	35,124	171,580	206,704
White	22,767	113,291	136,058
Black	921	2,719	3,640
American Indian/Alaskan	120	530	650
Other	3,931	14,648	18,579
Unknown	7,385	40,392	47,777
Other race includes Asian, native Hawaiian/Pacific Islander, or other.			
Ethnicity	35,124	171,580	206,704
Hispanic	6,920	17,093	24,013
Non-Hispanic	14,253	77,714	91,967
Unknown	13,951	76,773	90,724
Gender	35,124	171,580	206,704
Female	18,554	92,866	111,420
Male	16,348	78,411	94,759
Unknown	222	303	525



COVID-19: Columbia County vaccine summary

Vaccination data through May 22, 2021 as of May 23, 2021 at 12:05 AM

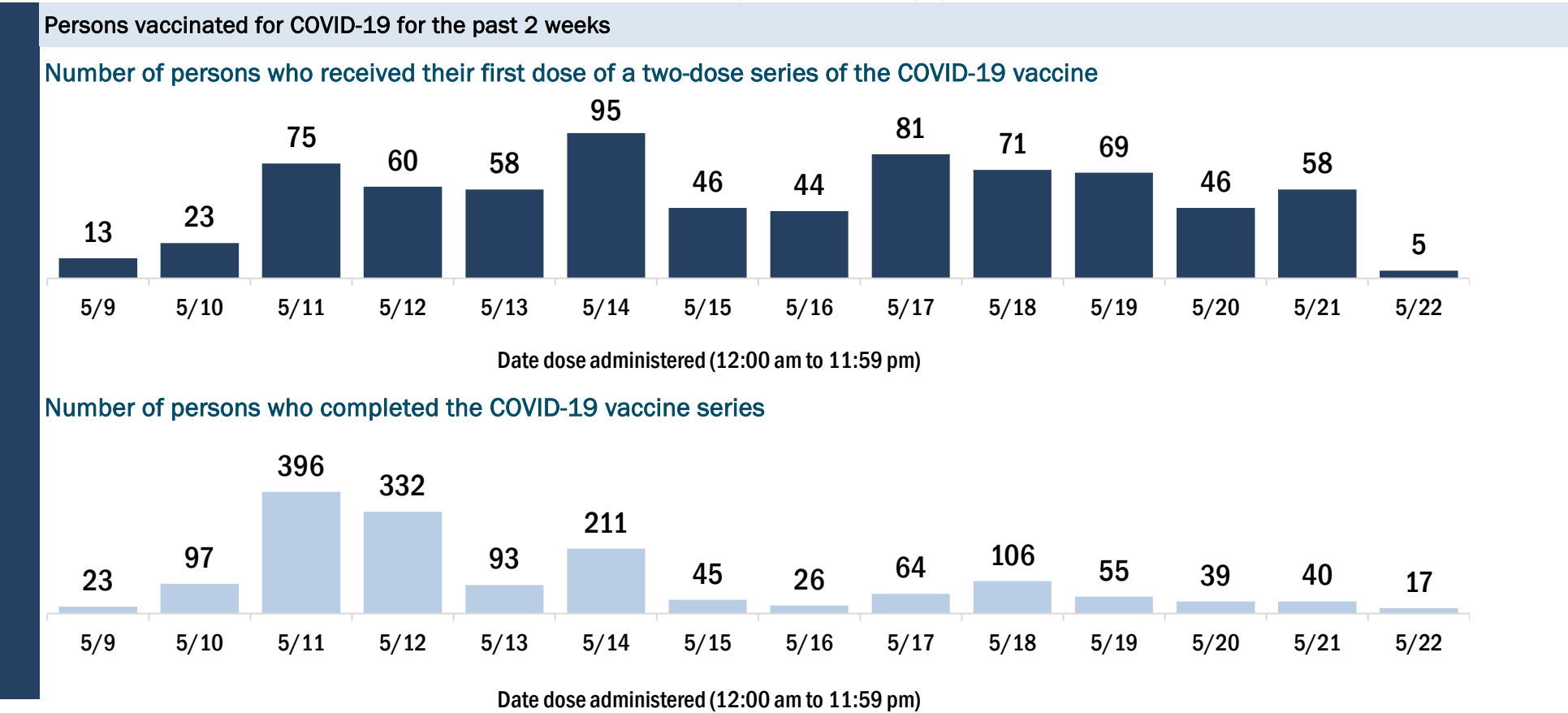
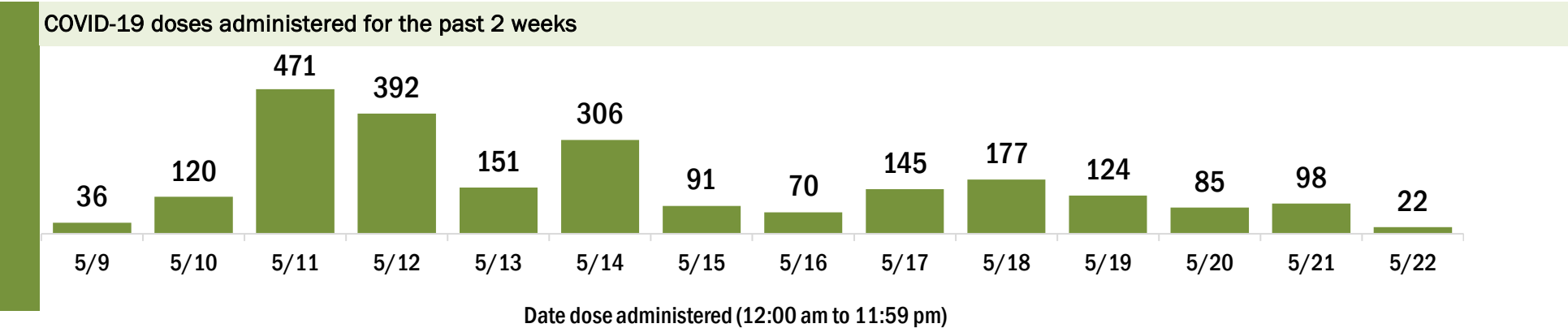
Data in this report are provisional and subject to change.

Data in this summary pertain to COVID-19 vaccines approved by the U.S. Food and Drug Administration and have been issued an Emergency Use Authorization (Janssen COVID-19 Vaccine, Moderna COVID-19 Vaccine and Pfizer-BioNTech COVID-19 Vaccine). These data summarize the number of people who have received either their first dose or have completed the series for a COVID-19 vaccine. **A person can only be counted in one category, first dose or series complete.** For persons receiving Moderna or Pfizer vaccines, once they receive their second dose, they are moved from the first dose column to the series completed column. **Because of this, the total first dose category may show a change from report to report not matching the total receiving their first dose from the previous day.** Persons receiving Johnson & Johnson vaccines will always be counted in the series completed column.

COVID-19 doses for vaccinated persons in Florida	
Doses administered	31,033
People receiving one dose of a 1-dose series (Johnson & Johnson) or receiving only one dose of a 2-dose series (Moderna, Pfizer) count once. Persons receiving both doses of a 2-dose series count twice.	

Current status of persons vaccinated for COVID-19 in Florida	
Total people vaccinated	17,668
First dose	2,457
Series completed	15,211
Completed 1-dose series	1,846
Completed 2-dose series	13,365
First dose: current number of people who have only received their first dose of the Moderna or Pfizer vaccine.	
Series complete: current number of people who have received both Moderna or Pfizer vaccine doses or one Johnson & Johnson dose and are considered fully immunized.	

Demographic summary	First dose	Series complete	Total people vaccinated
Age group	2,457	15,211	17,668
12-14 years	44	0	44
15-24 years	362	563	925
25-34 years	287	777	1,064
35-44 years	312	1,175	1,487
45-54 years	406	1,801	2,207
55-64 years	531	3,172	3,703
65-74 years	304	4,478	4,782
75-84 years	156	2,525	2,681
85+ years	55	720	775
Race	2,457	15,211	17,668
White	1,469	10,817	12,286
Black	329	1,841	2,170
American Indian/Alaskan	19	82	101
Other	310	1,054	1,364
Unknown	330	1,417	1,747
Other race includes Asian, native Hawaiian/Pacific Islander, or other.			
Ethnicity	2,457	15,211	17,668
Hispanic	222	604	826
Non-Hispanic	1,408	10,790	12,198
Unknown	827	3,817	4,644
Gender	2,457	15,211	17,668
Female	1,215	8,322	9,537
Male	1,236	6,889	8,125
Unknown	6	0	6



COVID-19: Dade County vaccine summary

Vaccination data through May 22, 2021 as of May 23, 2021 at 12:05 AM

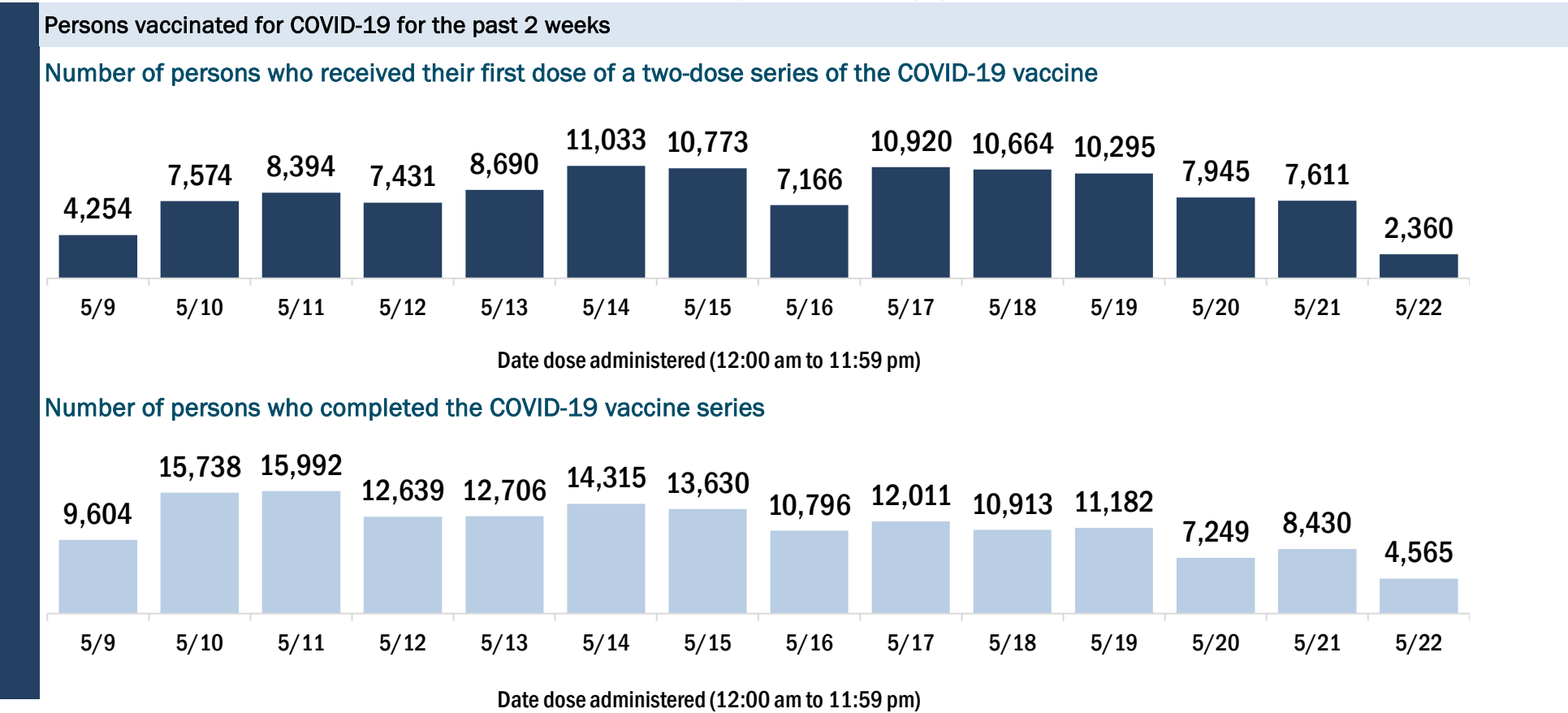
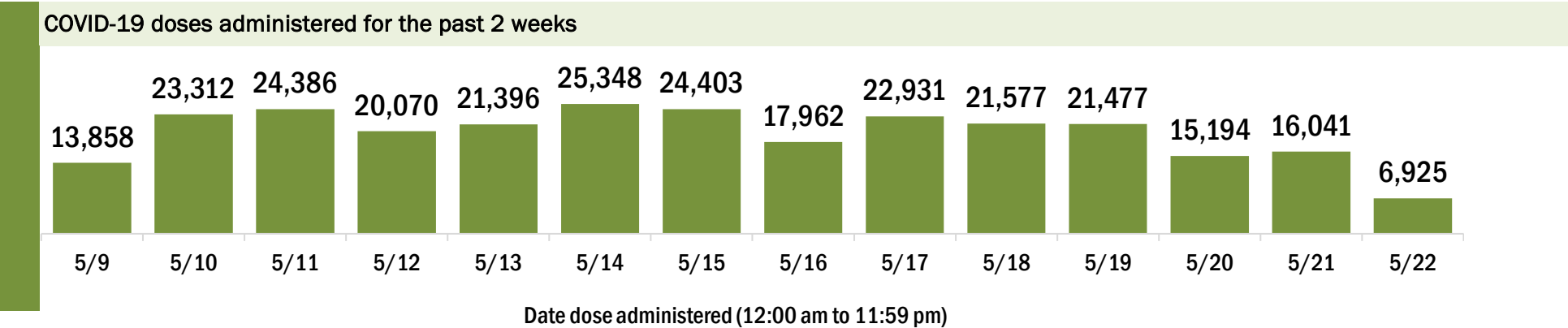
Data in this report are provisional and subject to change.

Data in this summary pertain to COVID-19 vaccines approved by the U.S. Food and Drug Administration and have been issued an Emergency Use Authorization (Janssen COVID-19 Vaccine, Moderna COVID-19 Vaccine and Pfizer-BioNTech COVID-19 Vaccine). These data summarize the number of people who have received either their first dose or have completed the series for a COVID-19 vaccine. **A person can only be counted in one category, first dose or series complete.** For persons receiving Moderna or Pfizer vaccines, once they receive their second dose, they are moved from the first dose column to the series completed column. **Because of this, the total first dose category may show a change from report to report not matching the total receiving their first dose from the previous day.** Persons receiving Johnson & Johnson vaccines will always be counted in the series completed column.

COVID-19 doses for vaccinated persons in Florida	
Doses administered	2,453,892
People receiving one dose of a 1-dose series (Johnson & Johnson) or receiving only one dose of a 2-dose series (Moderna, Pfizer) count once. Persons receiving both doses of a 2-dose series count twice.	

Current status of persons vaccinated for COVID-19 in Florida	
Total people vaccinated	1,476,296
First dose	350,568
Series completed	1,125,728
Completed 1-dose series	148,132
Completed 2-dose series	977,596
First dose: current number of people who have only received their first dose of the Moderna or Pfizer vaccine.	
Series complete: current number of people who have received both Moderna or Pfizer vaccine doses or one Johnson & Johnson dose and are considered fully immunized.	

Demographic summary	First dose	Series complete	Total people vaccinated
Age group	350,568	1,125,728	1,476,296
12-14 years	10,284	0	10,284
15-24 years	42,414	76,953	119,367
25-34 years	50,399	120,983	171,382
35-44 years	57,769	160,581	218,350
45-54 years	61,452	207,473	268,925
55-64 years	54,771	226,141	280,912
65-74 years	41,864	184,391	226,255
75-84 years	22,002	108,110	130,112
85+ years	9,613	41,096	50,709
Race	350,568	1,125,728	1,476,296
White	228,741	793,227	1,021,968
Black	22,260	70,343	92,603
American Indian/Alaskan	2,086	2,719	4,805
Other	45,313	124,290	169,603
Unknown	52,168	135,149	187,317
Other race includes Asian, native Hawaiian/Pacific Islander, or other.			
Ethnicity	350,568	1,125,728	1,476,296
Hispanic	188,004	565,204	753,208
Non-Hispanic	53,260	222,812	276,072
Unknown	109,304	337,712	447,016
Gender	350,568	1,125,728	1,476,296
Female	181,334	604,080	785,414
Male	166,907	519,669	686,576
Unknown	2,327	1,979	4,306



COVID-19: Desoto County vaccine summary

Vaccination data through May 22, 2021 as of May 23, 2021 at 12:05 AM

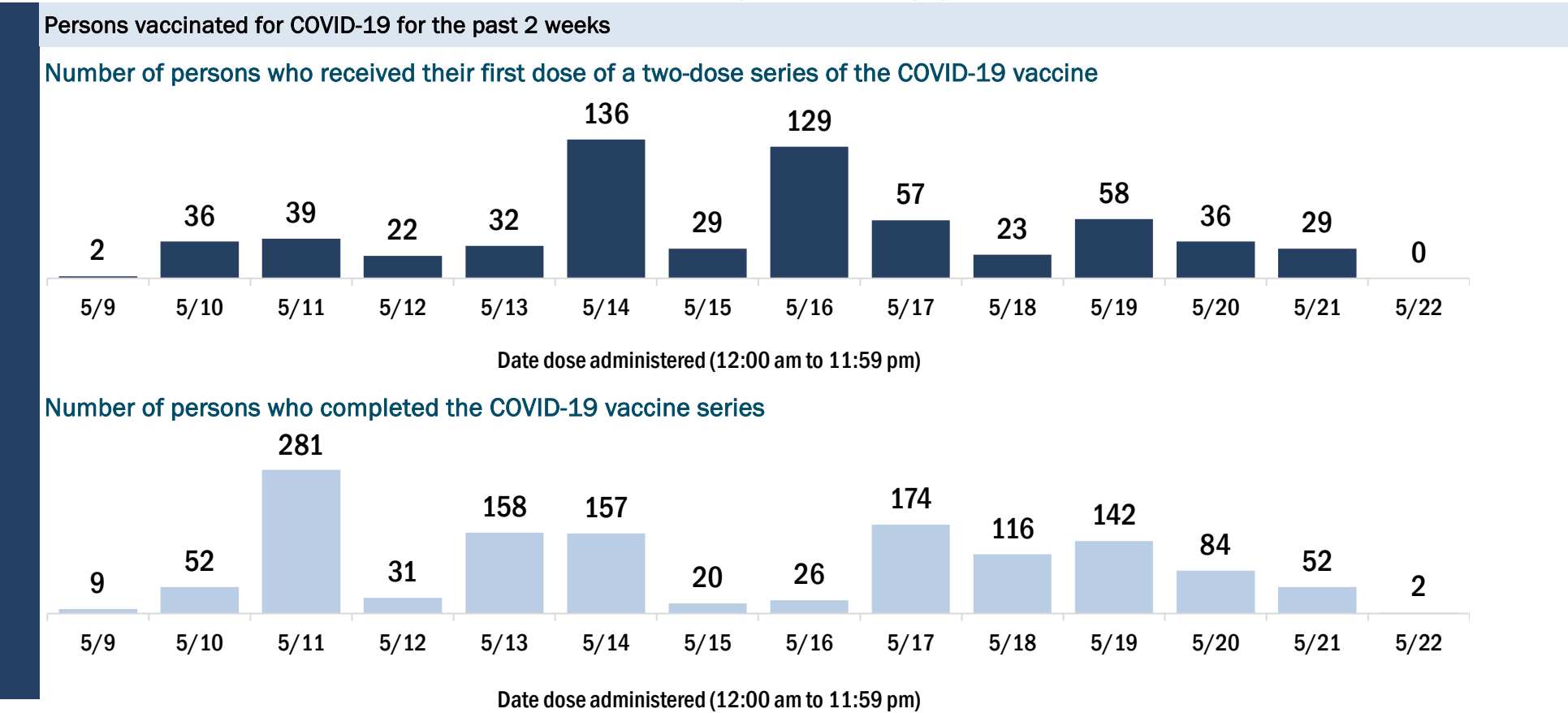
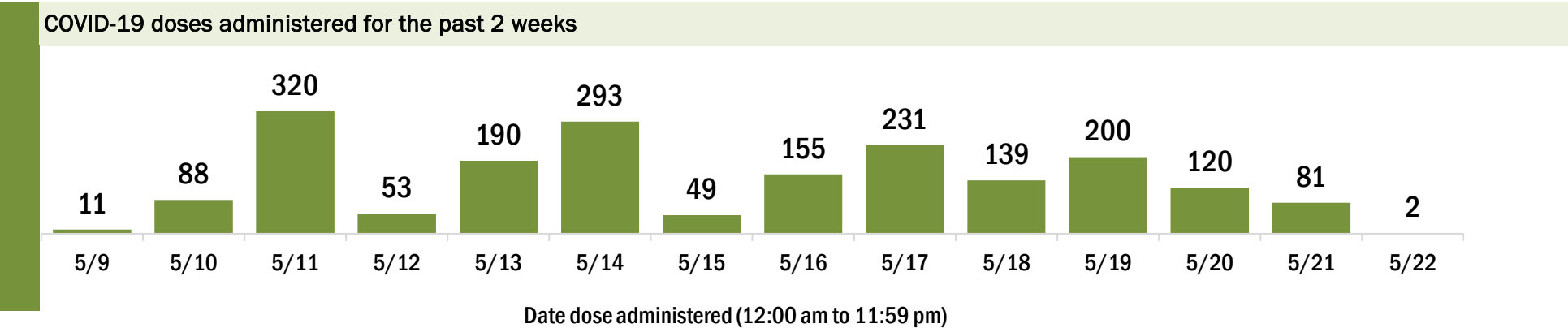
Data in this report are provisional and subject to change.

Data in this summary pertain to COVID-19 vaccines approved by the U.S. Food and Drug Administration and have been issued an Emergency Use Authorization (Janssen COVID-19 Vaccine, Moderna COVID-19 Vaccine and Pfizer-BioNTech COVID-19 Vaccine). These data summarize the number of people who have received either their first dose or have completed the series for a COVID-19 vaccine. **A person can only be counted in one category, first dose or series complete.** For persons receiving Moderna or Pfizer vaccines, once they receive their second dose, they are moved from the first dose column to the series completed column. **Because of this, the total first dose category may show a change from report to report not matching the total receiving their first dose from the previous day.** Persons receiving Johnson & Johnson vaccines will always be counted in the series completed column.

COVID-19 doses for vaccinated persons in Florida	
Doses administered	22,013
People receiving one dose of a 1-dose series (Johnson & Johnson) or receiving only one dose of a 2-dose series (Moderna, Pfizer) count once. Persons receiving both doses of a 2-dose series count twice.	

Current status of persons vaccinated for COVID-19 in Florida	
Total people vaccinated	13,367
First dose	3,908
Series completed	9,459
Completed 1-dose series	813
Completed 2-dose series	8,646
First dose: current number of people who have only received their first dose of the Moderna or Pfizer vaccine.	
Series complete: current number of people who have received both Moderna or Pfizer vaccine doses or one Johnson & Johnson dose and are considered fully immunized.	

Demographic summary	First dose	Series complete	Total people vaccinated
Age group	3,908	9,459	13,367
12-14 years	26	0	26
15-24 years	368	371	739
25-34 years	515	600	1,115
35-44 years	619	686	1,305
45-54 years	711	924	1,635
55-64 years	729	1,668	2,397
65-74 years	552	2,888	3,440
75-84 years	306	1,890	2,196
85+ years	82	432	514
Race	3,908	9,459	13,367
White	1,790	6,449	8,239
Black	408	490	898
American Indian/Alaskan	13	37	50
Other	963	1,402	2,365
Unknown	734	1,081	1,815
Other race includes Asian, native Hawaiian/Pacific Islander, or other.			
Ethnicity	3,908	9,459	13,367
Hispanic	1,222	1,555	2,777
Non-Hispanic	1,506	4,525	6,031
Unknown	1,180	3,379	4,559
Gender	3,908	9,459	13,367
Female	1,202	4,868	6,070
Male	2,706	4,590	7,296
Unknown	0	1	1



COVID-19: Dixie County vaccine summary

Vaccination data through May 22, 2021 as of May 23, 2021 at 12:05 AM

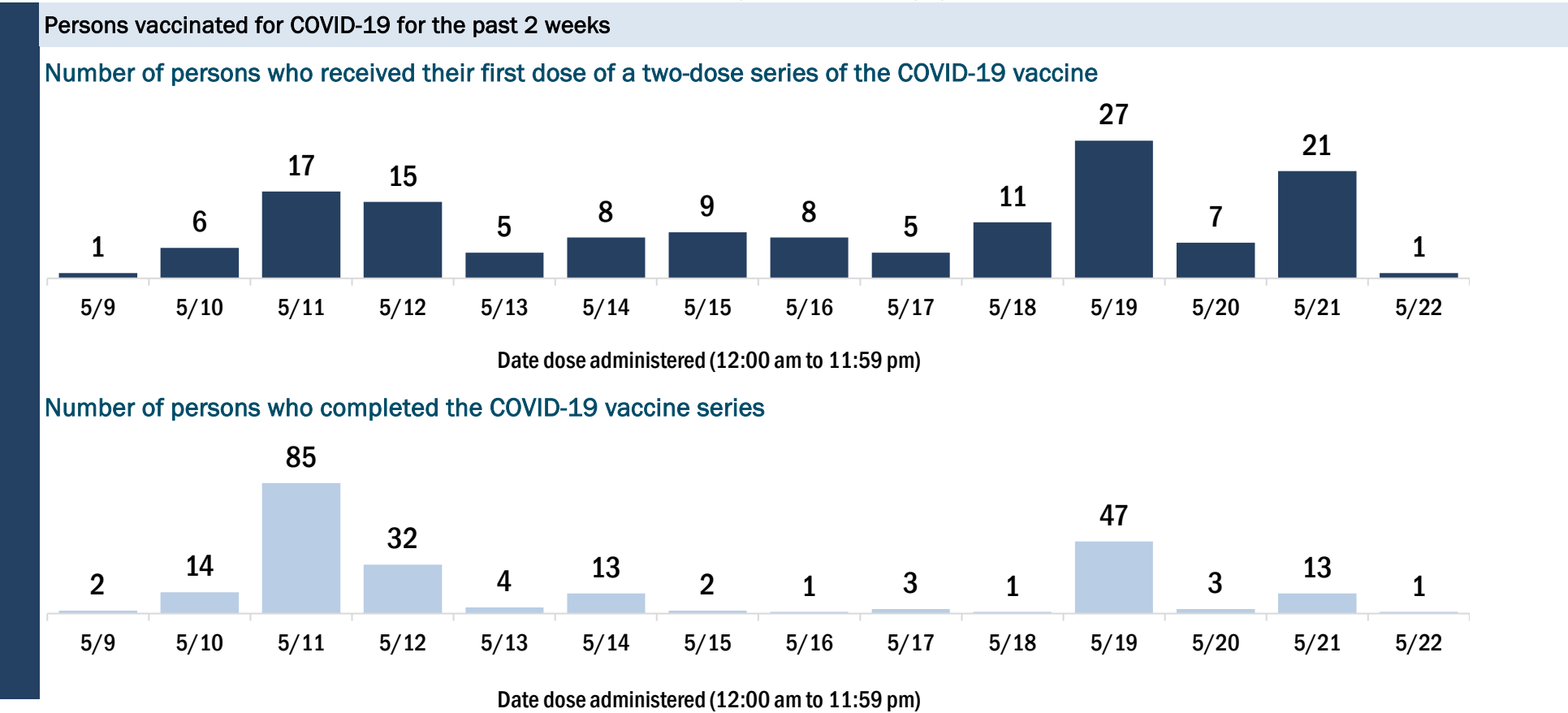
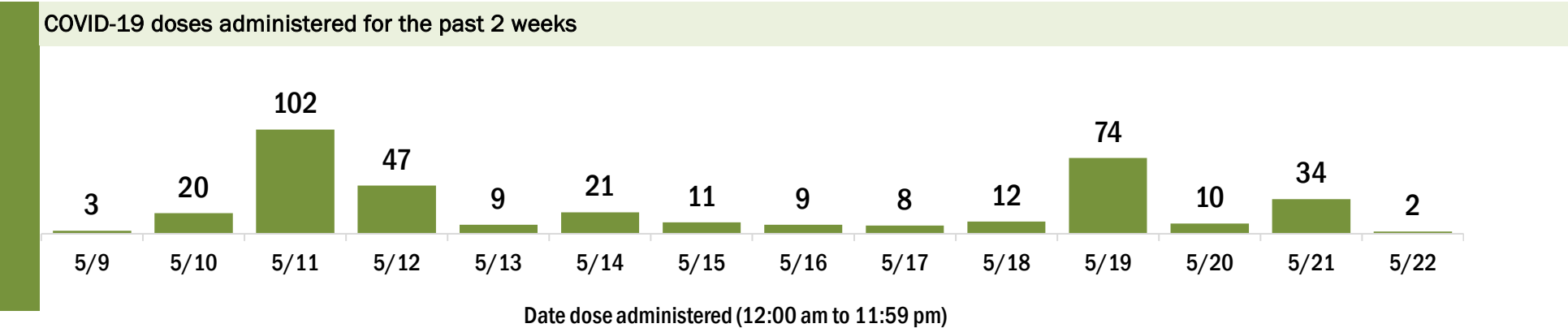
Data in this report are provisional and subject to change.

Data in this summary pertain to COVID-19 vaccines approved by the U.S. Food and Drug Administration and have been issued an Emergency Use Authorization (Janssen COVID-19 Vaccine, Moderna COVID-19 Vaccine and Pfizer-BioNTech COVID-19 Vaccine). These data summarize the number of people who have received either their first dose or have completed the series for a COVID-19 vaccine. **A person can only be counted in one category, first dose or series complete.** For persons receiving Moderna or Pfizer vaccines, once they receive their second dose, they are moved from the first dose column to the series completed column. **Because of this, the total first dose category may show a change from report to report not matching the total receiving their first dose from the previous day.** Persons receiving Johnson & Johnson vaccines will always be counted in the series completed column.

COVID-19 doses for vaccinated persons in Florida	
Doses administered	6,816
People receiving one dose of a 1-dose series (Johnson & Johnson) or receiving only one dose of a 2-dose series (Moderna, Pfizer) count once. Persons receiving both doses of a 2-dose series count twice.	

Current status of persons vaccinated for COVID-19 in Florida	
Total people vaccinated	4,104
First dose	954
Series completed	3,150
Completed 1-dose series	438
Completed 2-dose series	2,712
First dose: current number of people who have only received their first dose of the Moderna or Pfizer vaccine.	
Series complete: current number of people who have received both Moderna or Pfizer vaccine doses or one Johnson & Johnson dose and are considered fully immunized.	

Demographic summary	First dose	Series complete	Total people vaccinated
Age group	954	3,150	4,104
12-14 years	4	0	4
15-24 years	53	47	100
25-34 years	83	65	148
35-44 years	175	148	323
45-54 years	218	261	479
55-64 years	234	734	968
65-74 years	115	1,135	1,250
75-84 years	53	610	663
85+ years	19	150	169
Race	954	3,150	4,104
White	655	2,730	3,385
Black	210	157	367
American Indian/Alaskan	3	18	21
Other	53	85	138
Unknown	33	160	193
Other race includes Asian, native Hawaiian/Pacific Islander, or other.			
Ethnicity	954	3,150	4,104
Hispanic	44	66	110
Non-Hispanic	766	2,400	3,166
Unknown	144	684	828
Gender	954	3,150	4,104
Female	220	1,621	1,841
Male	734	1,529	2,263
Unknown	0	0	0



COVID-19: Duval County vaccine summary

Vaccination data through May 22, 2021 as of May 23, 2021 at 12:05 AM

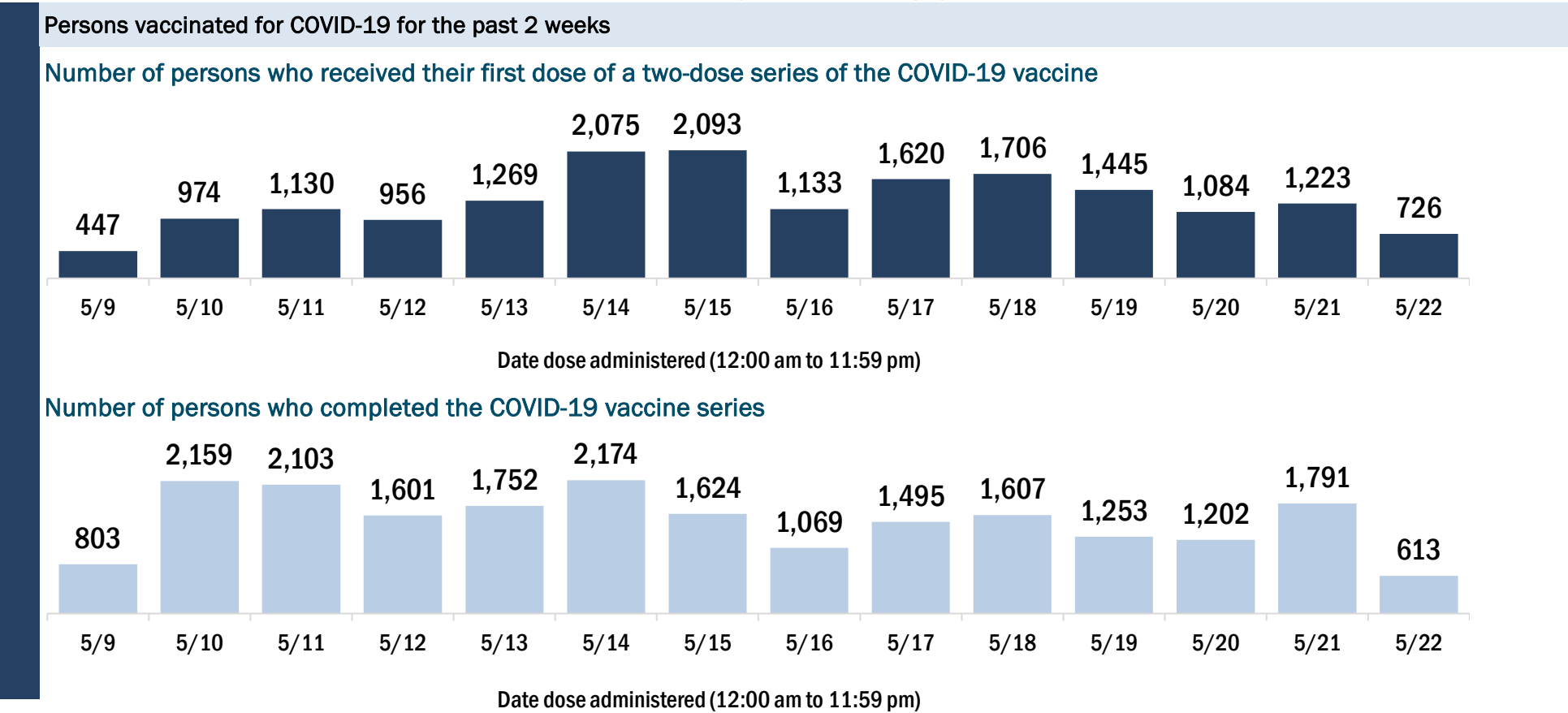
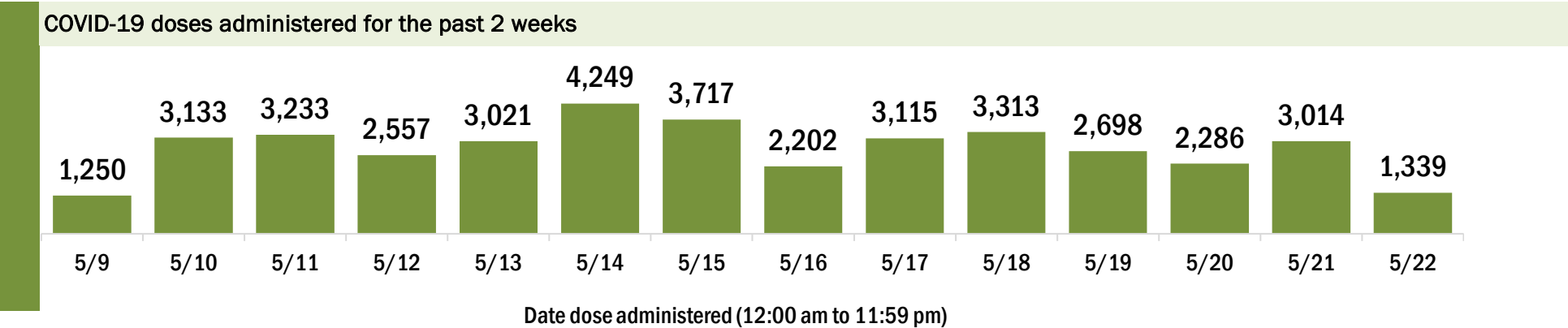
Data in this report are provisional and subject to change.

Data in this summary pertain to COVID-19 vaccines approved by the U.S. Food and Drug Administration and have been issued an Emergency Use Authorization (Janssen COVID-19 Vaccine, Moderna COVID-19 Vaccine and Pfizer-BioNTech COVID-19 Vaccine). These data summarize the number of people who have received either their first dose or have completed the series for a COVID-19 vaccine. **A person can only be counted in one category, first dose or series complete.** For persons receiving Moderna or Pfizer vaccines, once they receive their second dose, they are moved from the first dose column to the series completed column. **Because of this, the total first dose category may show a change from report to report not matching the total receiving their first dose from the previous day.** Persons receiving Johnson & Johnson vaccines will always be counted in the series completed column.

COVID-19 doses for vaccinated persons in Florida	
Doses administered	628,191
People receiving one dose of a 1-dose series (Johnson & Johnson) or receiving only one dose of a 2-dose series (Moderna, Pfizer) count once. Persons receiving both doses of a 2-dose series count twice.	

Current status of persons vaccinated for COVID-19 in Florida	
Total people vaccinated	360,592
First dose	64,584
Series completed	296,008
Completed 1-dose series	28,409
Completed 2-dose series	267,599
First dose: current number of people who have only received their first dose of the Moderna or Pfizer vaccine.	
Series complete: current number of people who have received both Moderna or Pfizer vaccine doses or one Johnson & Johnson dose and are considered fully immunized.	

Demographic summary	First dose	Series complete	Total people vaccinated
Age group	64,584	296,008	360,592
12-14 years	2,303	0	2,303
15-24 years	8,065	17,074	25,139
25-34 years	9,302	31,462	40,764
35-44 years	9,172	36,938	46,110
45-54 years	9,159	45,994	55,153
55-64 years	10,141	64,525	74,666
65-74 years	10,182	62,328	72,510
75-84 years	4,282	28,023	32,305
85+ years	1,978	9,664	11,642
Race	64,584	296,008	360,592
White	31,422	169,173	200,595
Black	10,661	49,008	59,669
American Indian/Alaskan	226	733	959
Other	9,715	38,998	48,713
Unknown	12,560	38,096	50,656
Other race includes Asian, native Hawaiian/Pacific Islander, or other.			
Ethnicity	64,584	296,008	360,592
Hispanic	5,310	18,006	23,316
Non-Hispanic	38,534	210,810	249,344
Unknown	20,740	67,192	87,932
Gender	64,584	296,008	360,592
Female	33,385	166,345	199,730
Male	28,737	129,467	158,204
Unknown	2,462	196	2,658



COVID-19: Escambia County vaccine summary

Vaccination data through May 22, 2021 as of May 23, 2021 at 12:05 AM

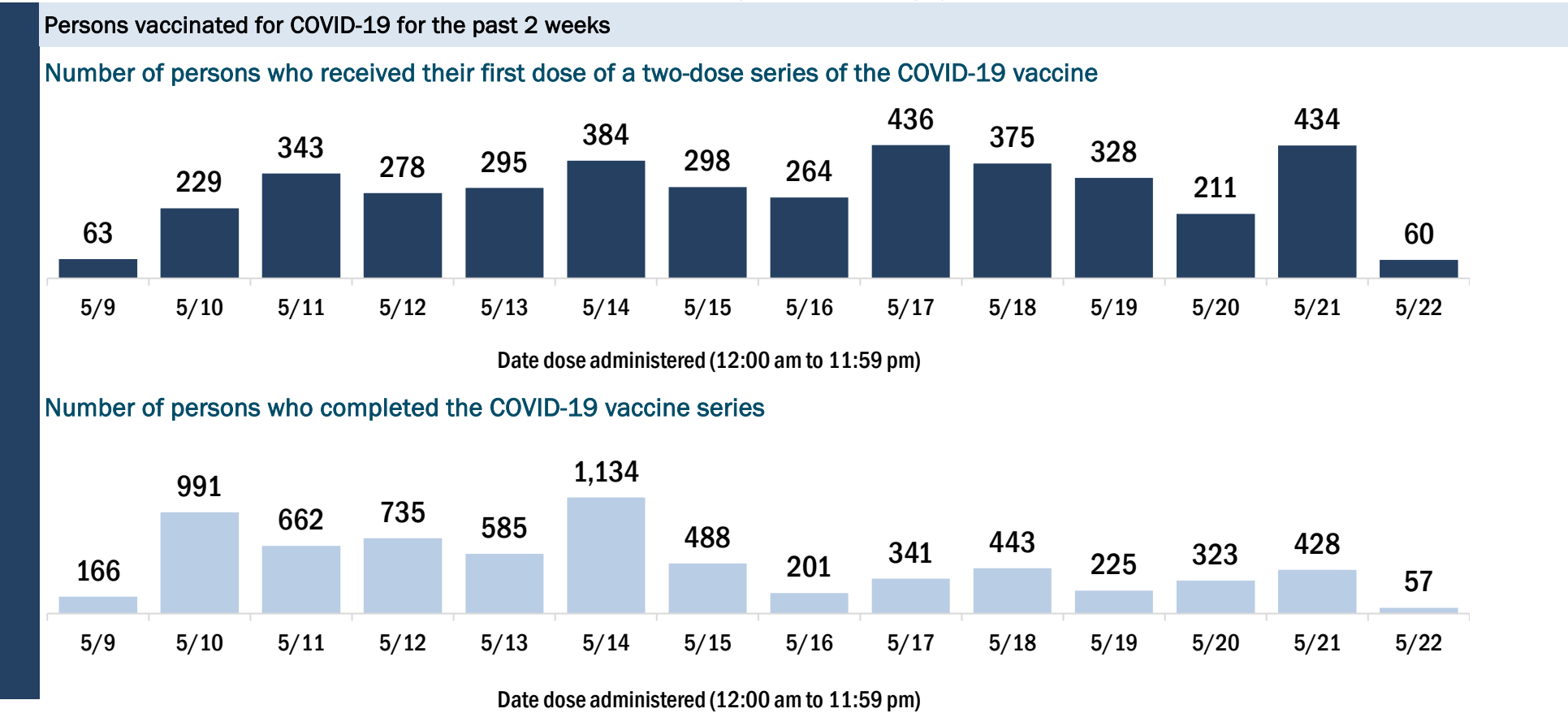
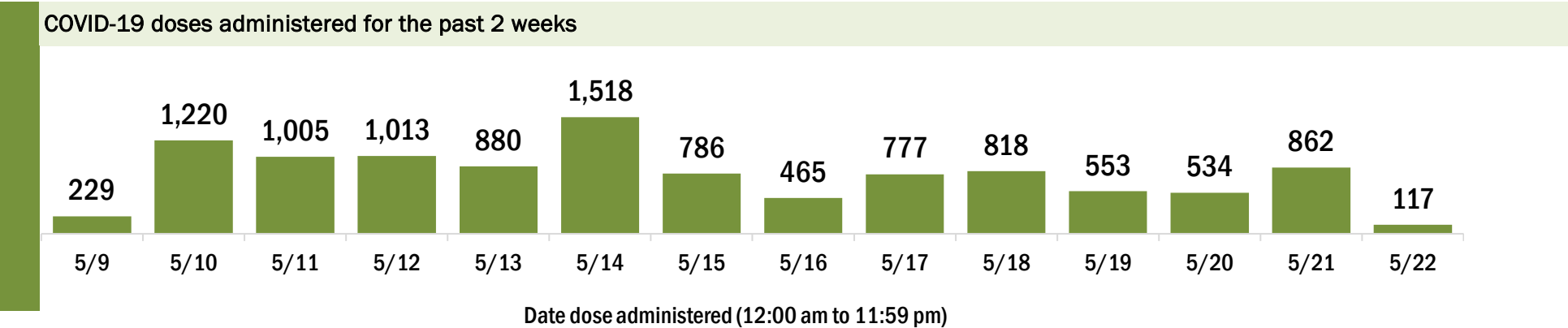
Data in this report are provisional and subject to change.

Data in this summary pertain to COVID-19 vaccines approved by the U.S. Food and Drug Administration and have been issued an Emergency Use Authorization (Janssen COVID-19 Vaccine, Moderna COVID-19 Vaccine and Pfizer-BioNTech COVID-19 Vaccine). These data summarize the number of people who have received either their first dose or have completed the series for a COVID-19 vaccine. **A person can only be counted in one category, first dose or series complete.** For persons receiving Moderna or Pfizer vaccines, once they receive their second dose, they are moved from the first dose column to the series completed column. **Because of this, the total first dose category may show a change from report to report not matching the total receiving their first dose from the previous day.** Persons receiving Johnson & Johnson vaccines will always be counted in the series completed column.

COVID-19 doses for vaccinated persons in Florida	
Doses administered	185,589
People receiving one dose of a 1-dose series (Johnson & Johnson) or receiving only one dose of a 2-dose series (Moderna, Pfizer) count once. Persons receiving both doses of a 2-dose series count twice.	

Current status of persons vaccinated for COVID-19 in Florida	
Total people vaccinated	106,746
First dose	19,402
Series completed	87,344
Completed 1-dose series	8,501
Completed 2-dose series	78,843
First dose: current number of people who have only received their first dose of the Moderna or Pfizer vaccine.	
Series complete: current number of people who have received both Moderna or Pfizer vaccine doses or one Johnson & Johnson dose and are considered fully immunized.	

Demographic summary	First dose	Series complete	Total people vaccinated
Age group	19,402	87,344	106,746
12-14 years	364	0	364
15-24 years	2,236	4,480	6,716
25-34 years	2,712	7,105	9,817
35-44 years	2,356	8,064	10,420
45-54 years	2,633	11,133	13,766
55-64 years	3,327	19,316	22,643
65-74 years	3,261	21,764	25,025
75-84 years	1,767	11,425	13,192
85+ years	746	4,057	4,803
Race	19,402	87,344	106,746
White	10,099	52,784	62,883
Black	2,995	12,593	15,588
American Indian/Alaskan	117	627	744
Other	1,971	8,327	10,298
Unknown	4,220	13,013	17,233
Other race includes Asian, native Hawaiian/Pacific Islander, or other.			
Ethnicity	19,402	87,344	106,746
Hispanic	861	2,650	3,511
Non-Hispanic	10,965	61,095	72,060
Unknown	7,576	23,599	31,175
Gender	19,402	87,344	106,746
Female	10,691	50,002	60,693
Male	8,653	37,238	45,891
Unknown	58	104	162



COVID-19: Flagler County vaccine summary

Vaccination data through May 22, 2021 as of May 23, 2021 at 12:05 AM

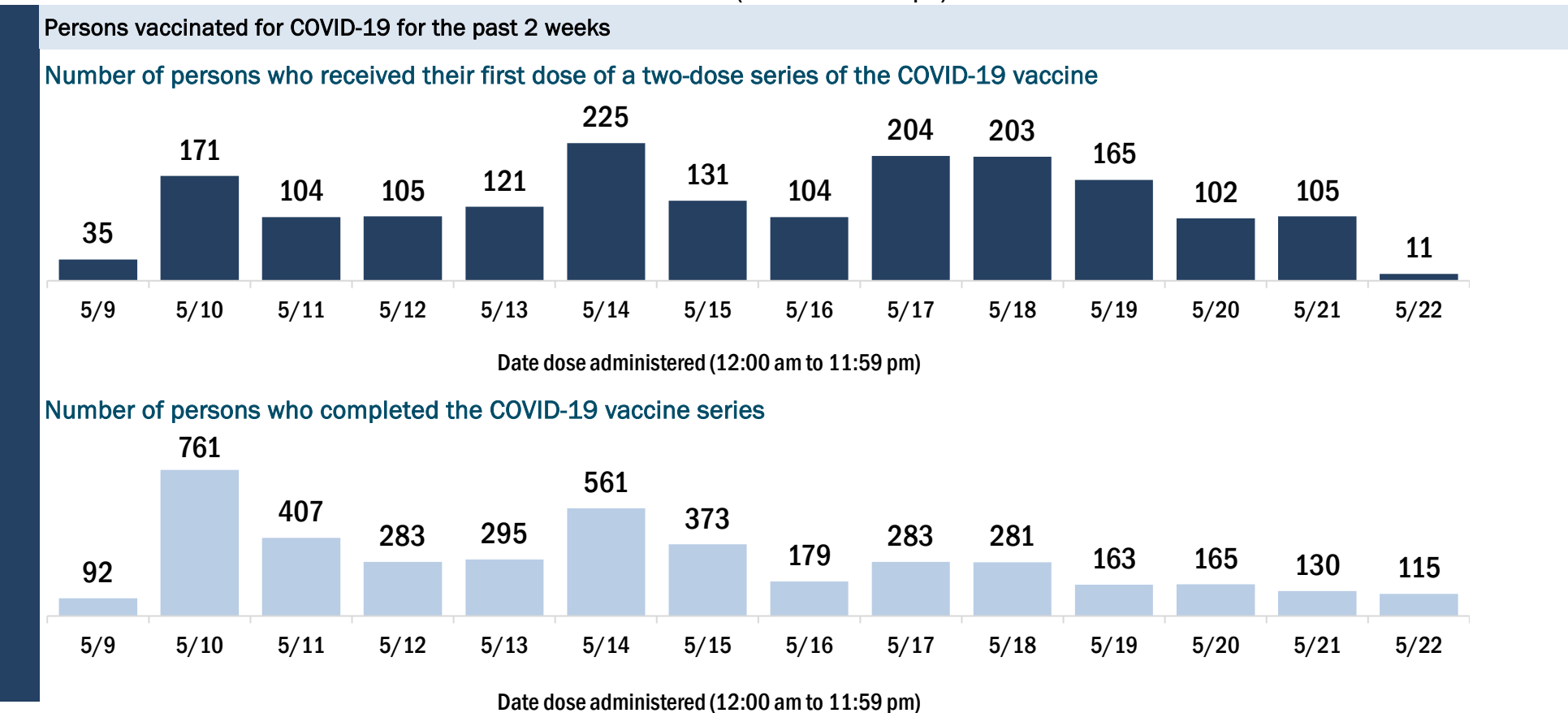
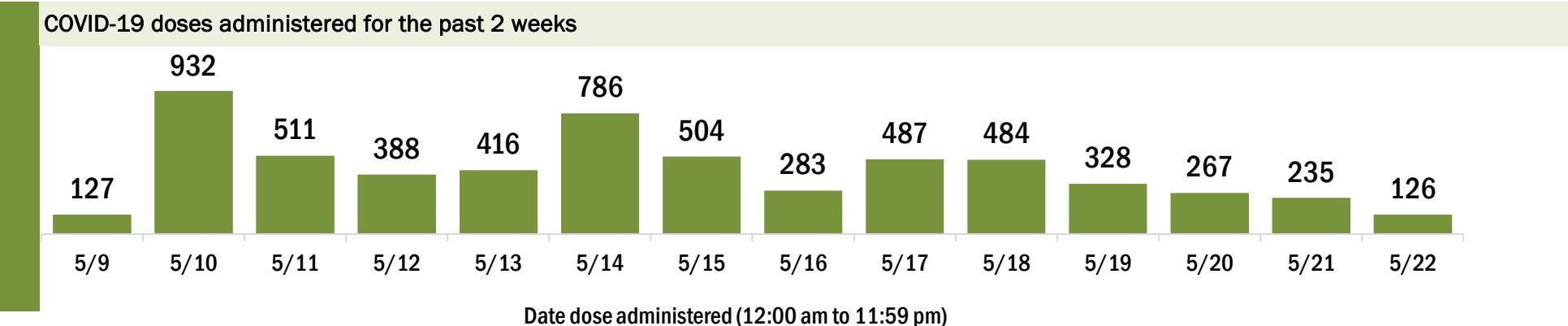
Data in this report are provisional and subject to change.

Data in this summary pertain to COVID-19 vaccines approved by the U.S. Food and Drug Administration and have been issued an Emergency Use Authorization (Janssen COVID-19 Vaccine, Moderna COVID-19 Vaccine and Pfizer-BioNTech COVID-19 Vaccine). These data summarize the number of people who have received either their first dose or have completed the series for a COVID-19 vaccine. **A person can only be counted in one category, first dose or series complete.** For persons receiving Moderna or Pfizer vaccines, once they receive their second dose, they are moved from the first dose column to the series completed column. **Because of this, the total first dose category may show a change from report to report not matching the total receiving their first dose from the previous day.** Persons receiving Johnson & Johnson vaccines will always be counted in the series completed column.

COVID-19 doses for vaccinated persons in Florida	
Doses administered	101,557
People receiving one dose of a 1-dose series (Johnson & Johnson) or receiving only one dose of a 2-dose series (Moderna, Pfizer) count once. Persons receiving both doses of a 2-dose series count twice.	

Current status of persons vaccinated for COVID-19 in Florida	
Total people vaccinated	56,786
First dose	8,899
Series completed	47,887
Completed 1-dose series	3,116
Completed 2-dose series	44,771
First dose: current number of people who have only received their first dose of the Moderna or Pfizer vaccine.	
Series complete: current number of people who have received both Moderna or Pfizer vaccine doses or one Johnson & Johnson dose and are considered fully immunized.	

Demographic summary	First dose	Series complete	Total people vaccinated
Age group	8,899	47,887	56,786
12-14 years	171	0	171
15-24 years	798	1,592	2,390
25-34 years	709	1,818	2,527
35-44 years	910	2,951	3,861
45-54 years	1,241	4,895	6,136
55-64 years	1,961	9,416	11,377
65-74 years	1,650	15,652	17,302
75-84 years	1,032	9,074	10,106
85+ years	427	2,489	2,916
Race	8,899	47,887	56,786
White	5,297	32,235	37,532
Black	653	3,173	3,826
American Indian/Alaskan	50	275	325
Other	888	4,360	5,248
Unknown	2,011	7,844	9,855
Other race includes Asian, native Hawaiian/Pacific Islander, or other.			
Ethnicity	8,899	47,887	56,786
Hispanic	891	3,208	4,099
Non-Hispanic	4,846	29,027	33,873
Unknown	3,162	15,652	18,814
Gender	8,899	47,887	56,786
Female	4,715	26,560	31,275
Male	4,114	21,087	25,201
Unknown	70	240	310



COVID-19: Franklin County vaccine summary

Vaccination data through May 22, 2021 as of May 23, 2021 at 12:05 AM

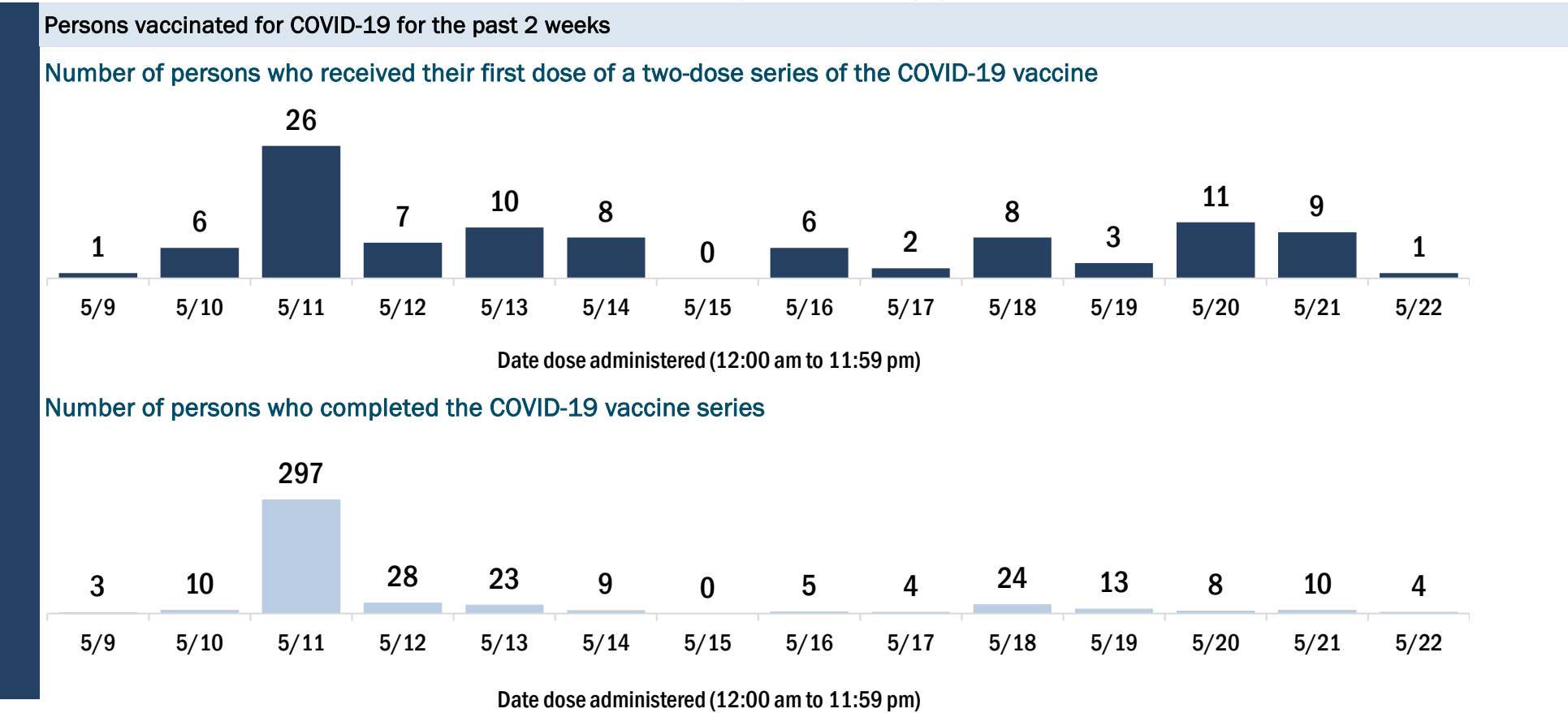
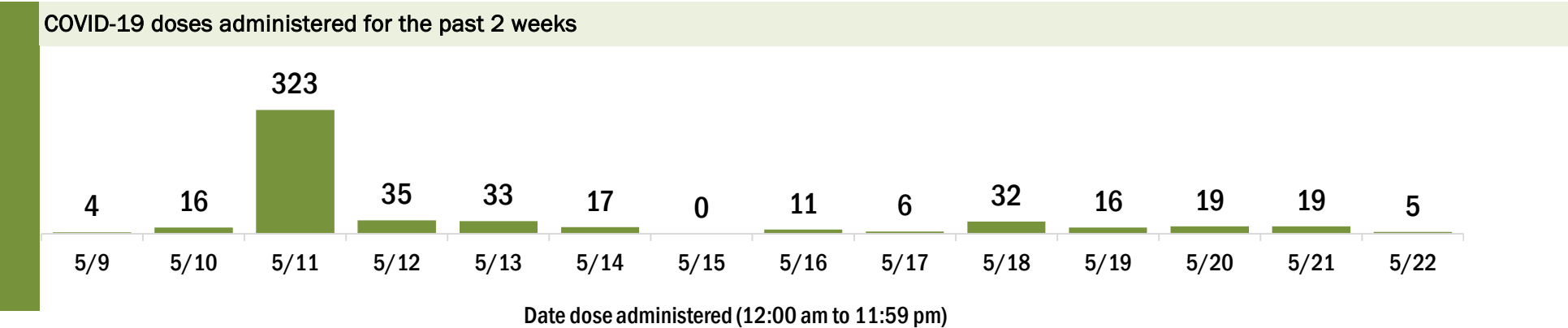
Data in this report are provisional and subject to change.

Data in this summary pertain to COVID-19 vaccines approved by the U.S. Food and Drug Administration and have been issued an Emergency Use Authorization (Janssen COVID-19 Vaccine, Moderna COVID-19 Vaccine and Pfizer-BioNTech COVID-19 Vaccine). These data summarize the number of people who have received either their first dose or have completed the series for a COVID-19 vaccine. **A person can only be counted in one category, first dose or series complete.** For persons receiving Moderna or Pfizer vaccines, once they receive their second dose, they are moved from the first dose column to the series completed column. **Because of this, the total first dose category may show a change from report to report not matching the total receiving their first dose from the previous day.** Persons receiving Johnson & Johnson vaccines will always be counted in the series completed column.

COVID-19 doses for vaccinated persons in Florida	
Doses administered	8,022
People receiving one dose of a 1-dose series (Johnson & Johnson) or receiving only one dose of a 2-dose series (Moderna, Pfizer) count once. Persons receiving both doses of a 2-dose series count twice.	

Current status of persons vaccinated for COVID-19 in Florida	
Total people vaccinated	4,329
First dose	497
Series completed	3,832
Completed 1-dose series	139
Completed 2-dose series	3,693
First dose: current number of people who have only received their first dose of the Moderna or Pfizer vaccine.	
Series complete: current number of people who have received both Moderna or Pfizer vaccine doses or one Johnson & Johnson dose and are considered fully immunized.	

Demographic summary	First dose	Series complete	Total people vaccinated
Age group	497	3,832	4,329
12-14 years	1	0	1
15-24 years	18	60	78
25-34 years	66	144	210
35-44 years	64	226	290
45-54 years	70	393	463
55-64 years	112	842	954
65-74 years	119	1,391	1,510
75-84 years	35	648	683
85+ years	12	128	140
Race	497	3,832	4,329
White	365	3,296	3,661
Black	70	290	360
American Indian/Alaskan	0	10	10
Other	29	150	179
Unknown	33	86	119
Other race includes Asian, native Hawaiian/Pacific Islander, or other.			
Ethnicity	497	3,832	4,329
Hispanic	14	54	68
Non-Hispanic	330	3,047	3,377
Unknown	153	731	884
Gender	497	3,832	4,329
Female	209	1,872	2,081
Male	288	1,960	2,248
Unknown	0	0	0



COVID-19: Gadsden County vaccine summary

Vaccination data through May 22, 2021 as of May 23, 2021 at 12:05 AM

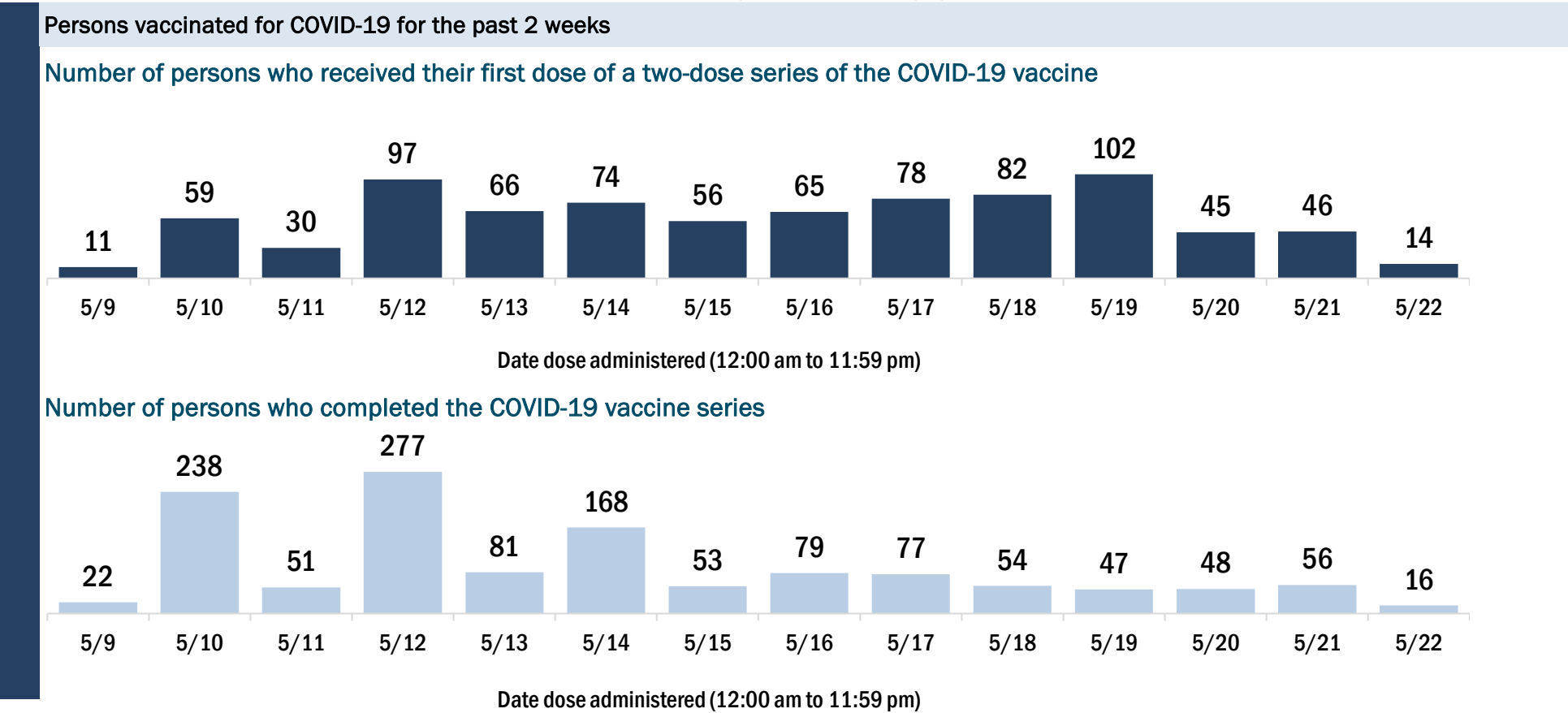
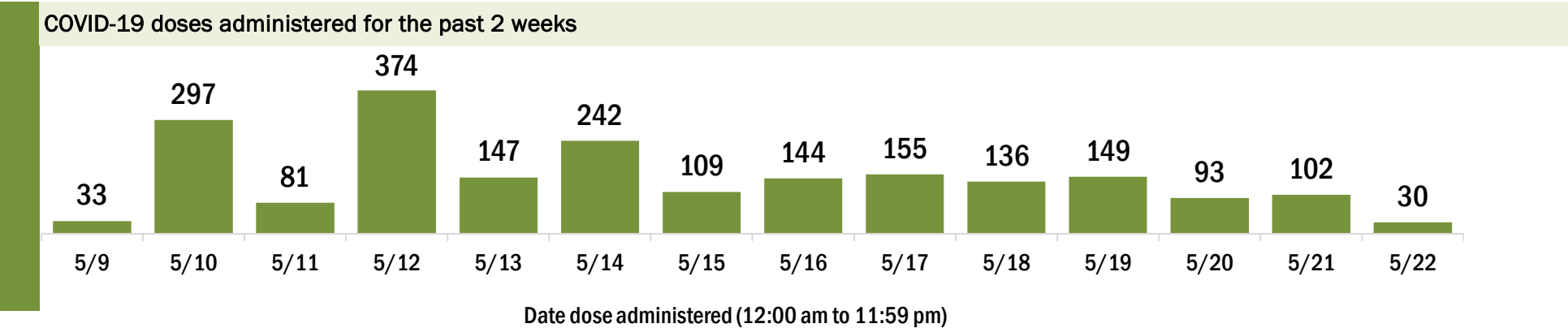
Data in this report are provisional and subject to change.

Data in this summary pertain to COVID-19 vaccines approved by the U.S. Food and Drug Administration and have been issued an Emergency Use Authorization (Janssen COVID-19 Vaccine, Moderna COVID-19 Vaccine and Pfizer-BioNTech COVID-19 Vaccine). These data summarize the number of people who have received either their first dose or have completed the series for a COVID-19 vaccine. **A person can only be counted in one category, first dose or series complete.** For persons receiving Moderna or Pfizer vaccines, once they receive their second dose, they are moved from the first dose column to the series completed column. **Because of this, the total first dose category may show a change from report to report not matching the total receiving their first dose from the previous day.** Persons receiving Johnson & Johnson vaccines will always be counted in the series completed column.

COVID-19 doses for vaccinated persons in Florida	
Doses administered	31,461
People receiving one dose of a 1-dose series (Johnson & Johnson) or receiving only one dose of a 2-dose series (Moderna, Pfizer) count once. Persons receiving both doses of a 2-dose series count twice.	

Current status of persons vaccinated for COVID-19 in Florida	
Total people vaccinated	18,077
First dose	2,818
Series completed	15,259
Completed 1-dose series	1,875
Completed 2-dose series	13,384
First dose: current number of people who have only received their first dose of the Moderna or Pfizer vaccine.	
Series complete: current number of people who have received both Moderna or Pfizer vaccine doses or one Johnson & Johnson dose and are considered fully immunized.	

Demographic summary	First dose	Series complete	Total people vaccinated
Age group	2,818	15,259	18,077
12-14 years	43	0	43
15-24 years	294	491	785
25-34 years	297	988	1,285
35-44 years	475	1,667	2,142
45-54 years	549	2,347	2,896
55-64 years	545	3,515	4,060
65-74 years	371	3,857	4,228
75-84 years	176	1,801	1,977
85+ years	68	593	661
Race	2,818	15,259	18,077
White	776	5,474	6,250
Black	1,279	6,645	7,924
American Indian/Alaskan	10	32	42
Other	387	2,112	2,499
Unknown	366	996	1,362
Other race includes Asian, native Hawaiian/Pacific Islander, or other.			
Ethnicity	2,818	15,259	18,077
Hispanic	354	942	1,296
Non-Hispanic	1,639	11,937	13,576
Unknown	825	2,380	3,205
Gender	2,818	15,259	18,077
Female	1,430	9,192	10,622
Male	1,388	6,067	7,455
Unknown	0	0	0



COVID-19: Gilchrist County vaccine summary

Vaccination data through May 22, 2021 as of May 23, 2021 at 12:05 AM

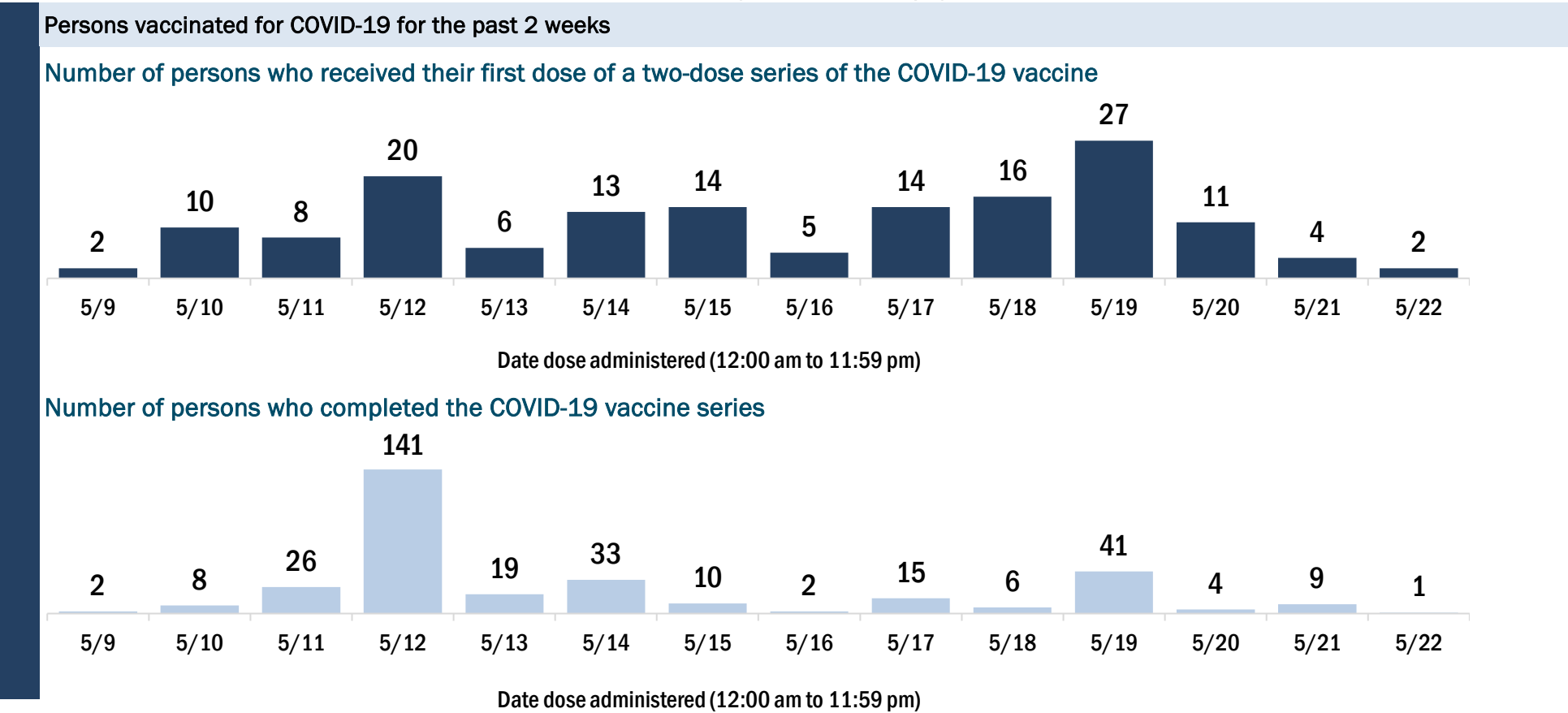
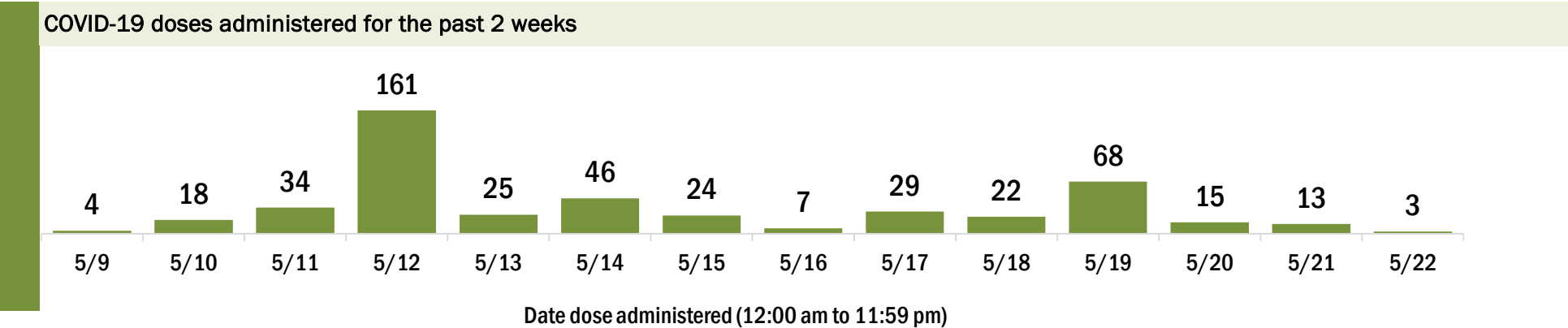
Data in this report are provisional and subject to change.

Data in this summary pertain to COVID-19 vaccines approved by the U.S. Food and Drug Administration and have been issued an Emergency Use Authorization (Janssen COVID-19 Vaccine, Moderna COVID-19 Vaccine and Pfizer-BioNTech COVID-19 Vaccine). These data summarize the number of people who have received either their first dose or have completed the series for a COVID-19 vaccine. **A person can only be counted in one category, first dose or series complete.** For persons receiving Moderna or Pfizer vaccines, once they receive their second dose, they are moved from the first dose column to the series completed column. **Because of this, the total first dose category may show a change from report to report not matching the total receiving their first dose from the previous day.** Persons receiving Johnson & Johnson vaccines will always be counted in the series completed column.

COVID-19 doses for vaccinated persons in Florida	
Doses administered	7,749
People receiving one dose of a 1-dose series (Johnson & Johnson) or receiving only one dose of a 2-dose series (Moderna, Pfizer) count once. Persons receiving both doses of a 2-dose series count twice.	

Current status of persons vaccinated for COVID-19 in Florida	
Total people vaccinated	4,459
First dose	660
Series completed	3,799
Completed 1-dose series	509
Completed 2-dose series	3,290
First dose: current number of people who have only received their first dose of the Moderna or Pfizer vaccine.	
Series complete: current number of people who have received both Moderna or Pfizer vaccine doses or one Johnson & Johnson dose and are considered fully immunized.	

Demographic summary	First dose	Series complete	Total people vaccinated
Age group	660	3,799	4,459
12-14 years	11	0	11
15-24 years	66	107	173
25-34 years	52	161	213
35-44 years	93	240	333
45-54 years	100	443	543
55-64 years	149	828	977
65-74 years	128	1,155	1,283
75-84 years	42	654	696
85+ years	19	211	230
Race	660	3,799	4,459
White	499	2,834	3,333
Black	24	85	109
American Indian/Alaskan	4	15	19
Other	46	268	314
Unknown	87	597	684
Other race includes Asian, native Hawaiian/Pacific Islander, or other.			
Ethnicity	660	3,799	4,459
Hispanic	29	132	161
Non-Hispanic	345	1,849	2,194
Unknown	286	1,818	2,104
Gender	660	3,799	4,459
Female	368	2,106	2,474
Male	292	1,691	1,983
Unknown	0	2	2



COVID-19: Glades County vaccine summary

Vaccination data through May 22, 2021 as of May 23, 2021 at 12:05 AM

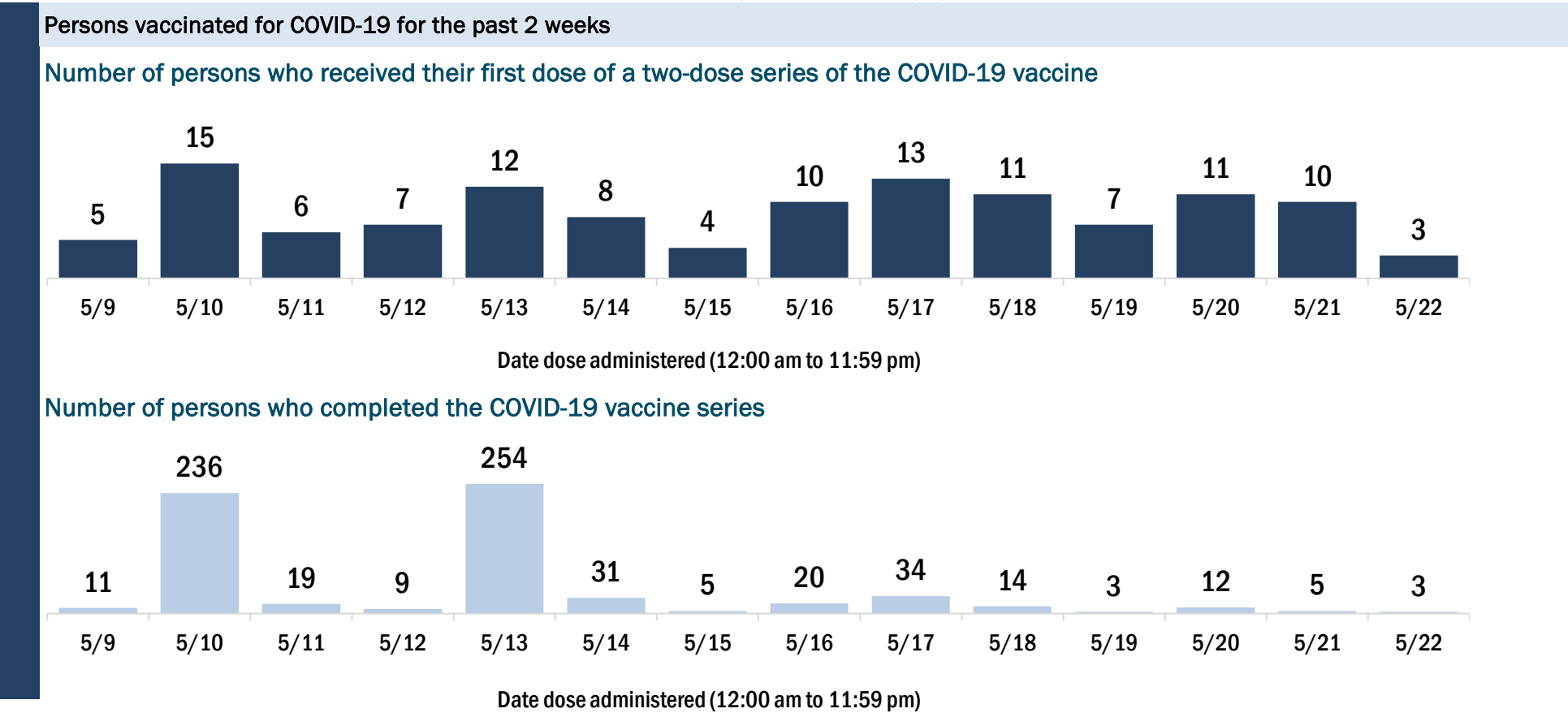
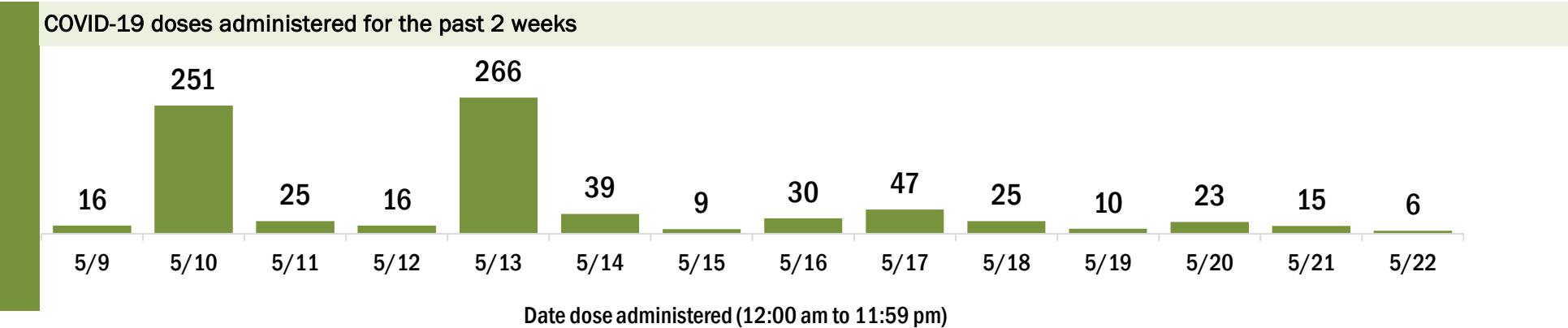
Data in this report are provisional and subject to change.

Data in this summary pertain to COVID-19 vaccines approved by the U.S. Food and Drug Administration and have been issued an Emergency Use Authorization (Janssen COVID-19 Vaccine, Moderna COVID-19 Vaccine and Pfizer-BioNTech COVID-19 Vaccine). These data summarize the number of people who have received either their first dose or have completed the series for a COVID-19 vaccine. **A person can only be counted in one category, first dose or series complete.** For persons receiving Moderna or Pfizer vaccines, once they receive their second dose, they are moved from the first dose column to the series completed column. **Because of this, the total first dose category may show a change from report to report not matching the total receiving their first dose from the previous day.** Persons receiving Johnson & Johnson vaccines will always be counted in the series completed column.

COVID-19 doses for vaccinated persons in Florida	
Doses administered	8,197
People receiving one dose of a 1-dose series (Johnson & Johnson) or receiving only one dose of a 2-dose series (Moderna, Pfizer) count once. Persons receiving both doses of a 2-dose series count twice.	

Current status of persons vaccinated for COVID-19 in Florida	
Total people vaccinated	4,699
First dose	658
Series completed	4,041
Completed 1-dose series	543
Completed 2-dose series	3,498
First dose: current number of people who have only received their first dose of the Moderna or Pfizer vaccine.	
Series complete: current number of people who have received both Moderna or Pfizer vaccine doses or one Johnson & Johnson dose and are considered fully immunized.	

Demographic summary	First dose	Series complete	Total people vaccinated
Age group	658	4,041	4,699
12-14 years	5	0	5
15-24 years	84	196	280
25-34 years	129	320	449
35-44 years	82	253	335
45-54 years	98	308	406
55-64 years	117	633	750
65-74 years	76	1,319	1,395
75-84 years	54	839	893
85+ years	13	173	186
Race	658	4,041	4,699
White	527	3,142	3,669
Black	24	138	162
American Indian/Alaskan	2	24	26
Other	47	259	306
Unknown	58	478	536
Other race includes Asian, native Hawaiian/Pacific Islander, or other.			
Ethnicity	658	4,041	4,699
Hispanic	278	727	1,005
Non-Hispanic	233	1,890	2,123
Unknown	147	1,424	1,571
Gender	658	4,041	4,699
Female	231	1,773	2,004
Male	426	2,267	2,693
Unknown	1	1	2



COVID-19: Gulf County vaccine summary

Vaccination data through May 22, 2021 as of May 23, 2021 at 12:05 AM

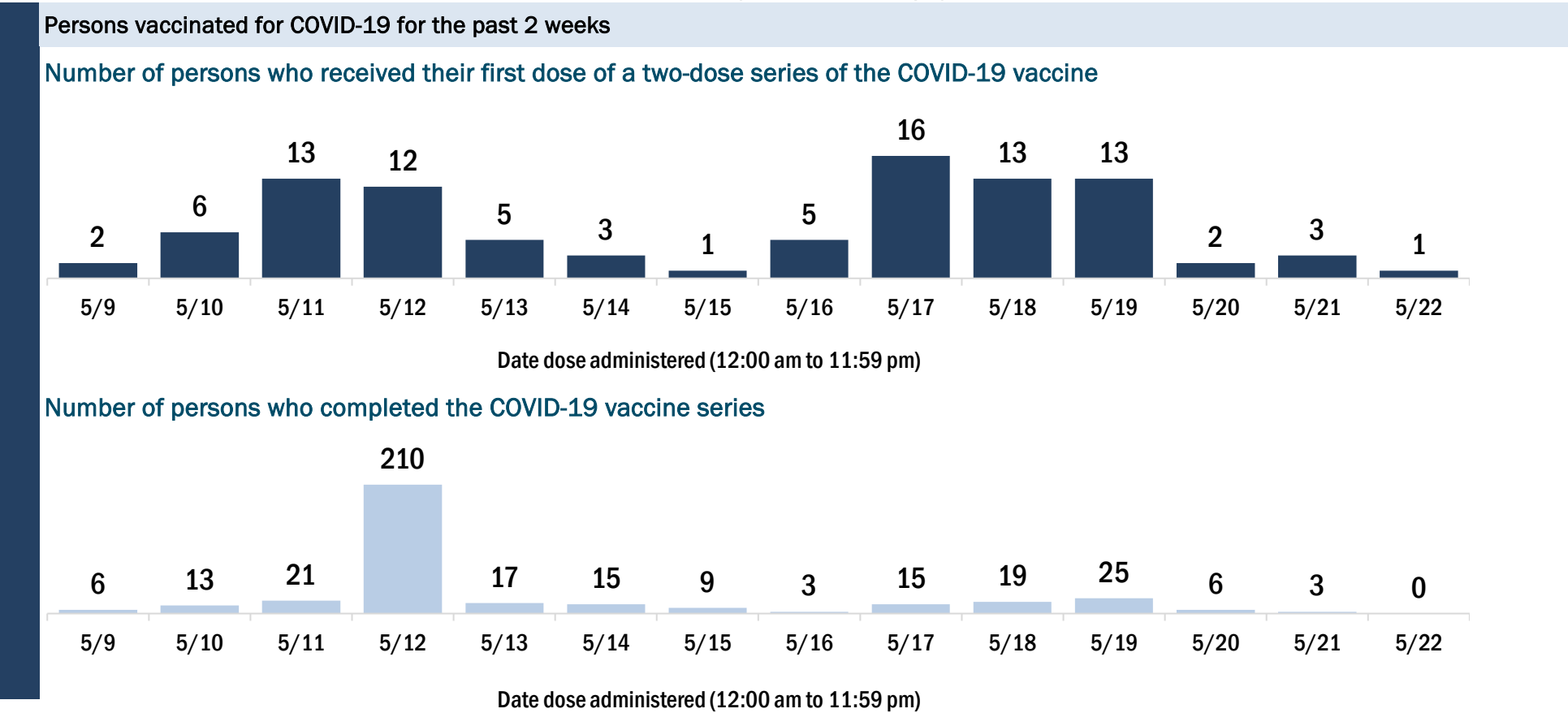
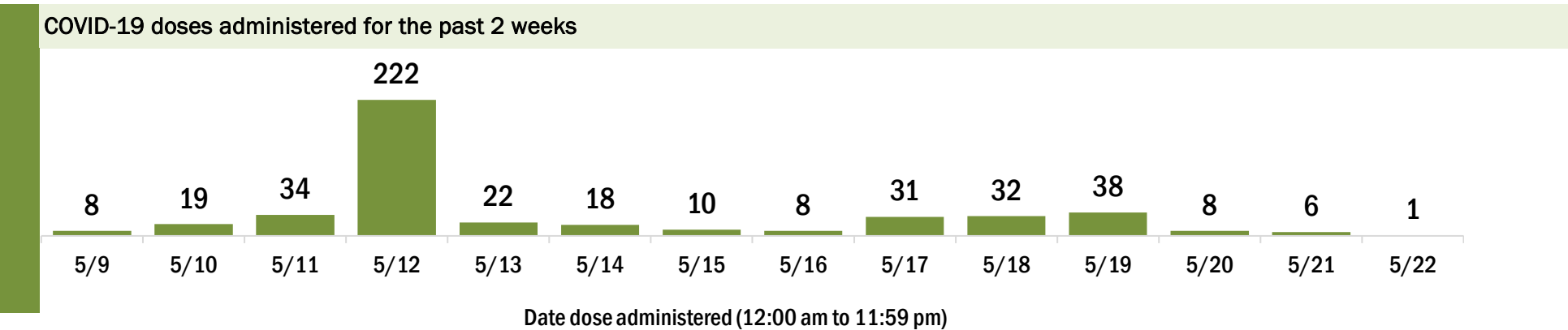
Data in this report are provisional and subject to change.

Data in this summary pertain to COVID-19 vaccines approved by the U.S. Food and Drug Administration and have been issued an Emergency Use Authorization (Janssen COVID-19 Vaccine, Moderna COVID-19 Vaccine and Pfizer-BioNTech COVID-19 Vaccine). These data summarize the number of people who have received either their first dose or have completed the series for a COVID-19 vaccine. **A person can only be counted in one category, first dose or series complete.** For persons receiving Moderna or Pfizer vaccines, once they receive their second dose, they are moved from the first dose column to the series completed column. **Because of this, the total first dose category may show a change from report to report not matching the total receiving their first dose from the previous day.** Persons receiving Johnson & Johnson vaccines will always be counted in the series completed column.

COVID-19 doses for vaccinated persons in Florida	
Doses administered	8,268
People receiving one dose of a 1-dose series (Johnson & Johnson) or receiving only one dose of a 2-dose series (Moderna, Pfizer) count once. Persons receiving both doses of a 2-dose series count twice.	

Current status of persons vaccinated for COVID-19 in Florida	
Total people vaccinated	4,671
First dose	815
Series completed	3,856
Completed 1-dose series	259
Completed 2-dose series	3,597
First dose: current number of people who have only received their first dose of the Moderna or Pfizer vaccine.	
Series complete: current number of people who have received both Moderna or Pfizer vaccine doses or one Johnson & Johnson dose and are considered fully immunized.	

Demographic summary	First dose	Series complete	Total people vaccinated
Age group	815	3,856	4,671
12-14 years	5	0	5
15-24 years	54	84	138
25-34 years	107	146	253
35-44 years	127	218	345
45-54 years	153	391	544
55-64 years	177	732	909
65-74 years	125	1,417	1,542
75-84 years	59	685	744
85+ years	8	183	191
Race	815	3,856	4,671
White	570	3,291	3,861
Black	176	369	545
American Indian/Alaskan	2	13	15
Other	50	118	168
Unknown	17	65	82
Other race includes Asian, native Hawaiian/Pacific Islander, or other.			
Ethnicity	815	3,856	4,671
Hispanic	18	50	68
Non-Hispanic	399	3,217	3,616
Unknown	398	589	987
Gender	815	3,856	4,671
Female	337	1,933	2,270
Male	478	1,923	2,401
Unknown	0	0	0



COVID-19: Hamilton County vaccine summary

Vaccination data through May 22, 2021 as of May 23, 2021 at 12:05 AM

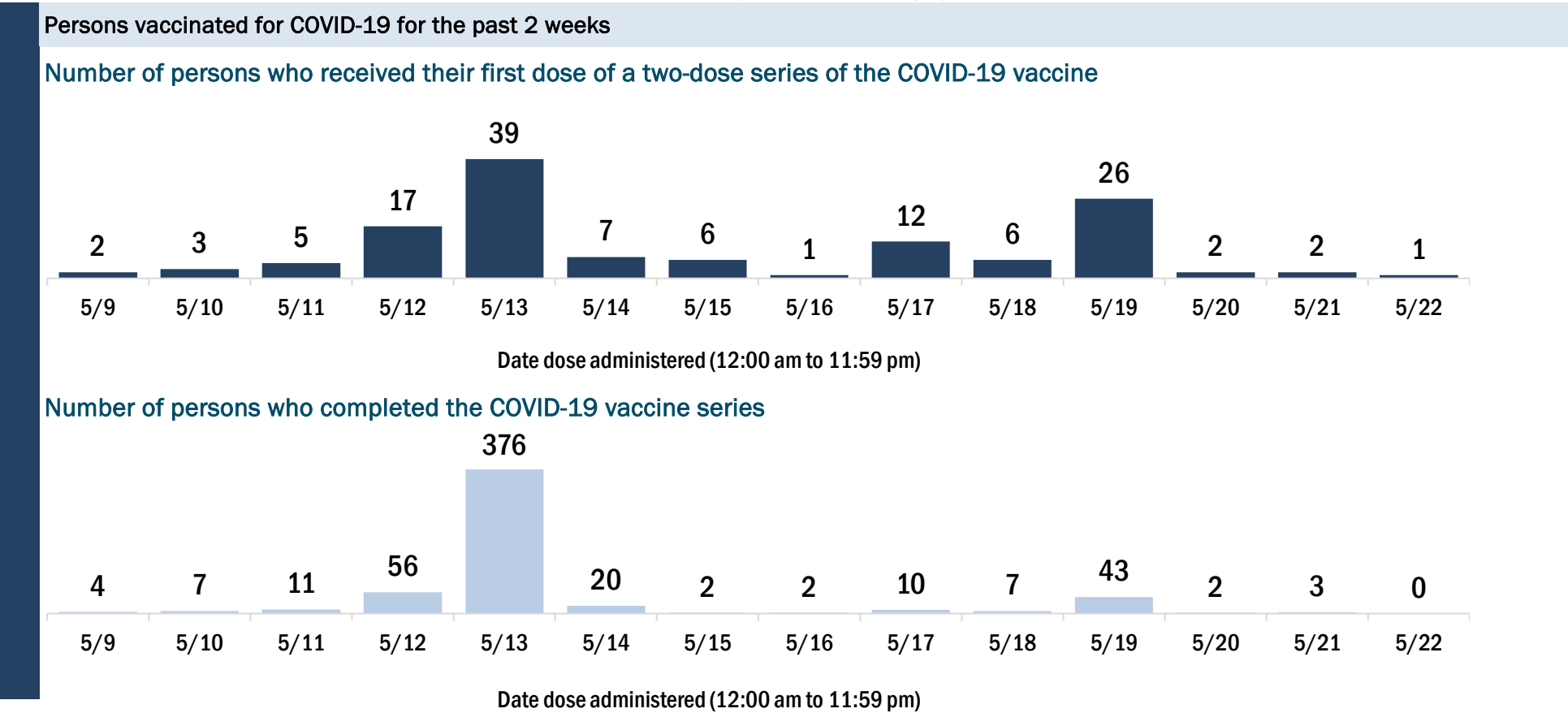
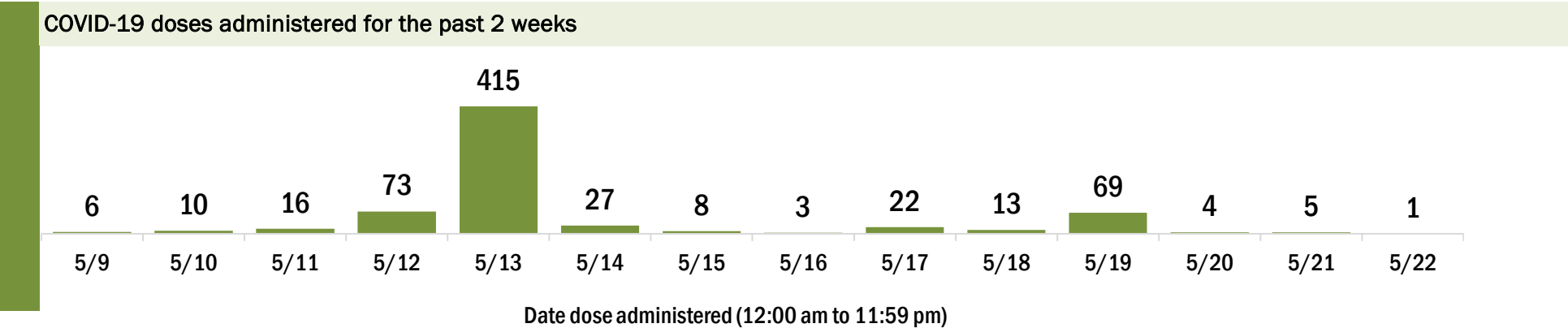
Data in this report are provisional and subject to change.

Data in this summary pertain to COVID-19 vaccines approved by the U.S. Food and Drug Administration and have been issued an Emergency Use Authorization (Janssen COVID-19 Vaccine, Moderna COVID-19 Vaccine and Pfizer-BioNTech COVID-19 Vaccine). These data summarize the number of people who have received either their first dose or have completed the series for a COVID-19 vaccine. **A person can only be counted in one category, first dose or series complete.** For persons receiving Moderna or Pfizer vaccines, once they receive their second dose, they are moved from the first dose column to the series completed column. **Because of this, the total first dose category may show a change from report to report not matching the total receiving their first dose from the previous day.** Persons receiving Johnson & Johnson vaccines will always be counted in the series completed column.

COVID-19 doses for vaccinated persons in Florida	
Doses administered	6,031
People receiving one dose of a 1-dose series (Johnson & Johnson) or receiving only one dose of a 2-dose series (Moderna, Pfizer) count once. Persons receiving both doses of a 2-dose series count twice.	

Current status of persons vaccinated for COVID-19 in Florida	
Total people vaccinated	3,329
First dose	393
Series completed	2,936
Completed 1-dose series	234
Completed 2-dose series	2,702
First dose: current number of people who have only received their first dose of the Moderna or Pfizer vaccine.	
Series complete: current number of people who have received both Moderna or Pfizer vaccine doses or one Johnson & Johnson dose and are considered fully immunized.	

Demographic summary	First dose	Series complete	Total people vaccinated
Age group	393	2,936	3,329
12-14 years	5	0	5
15-24 years	35	66	101
25-34 years	61	152	213
35-44 years	71	222	293
45-54 years	68	342	410
55-64 years	82	660	742
65-74 years	40	930	970
75-84 years	20	439	459
85+ years	11	125	136
Race	393	2,936	3,329
White	191	1,678	1,869
Black	155	806	961
American Indian/Alaskan	2	6	8
Other	25	211	236
Unknown	20	235	255
Other race includes Asian, native Hawaiian/Pacific Islander, or other.			
Ethnicity	393	2,936	3,329
Hispanic	25	114	139
Non-Hispanic	260	1,899	2,159
Unknown	108	923	1,031
Gender	393	2,936	3,329
Female	155	1,453	1,608
Male	238	1,483	1,721
Unknown	0	0	0



COVID-19: Hardee County vaccine summary

Vaccination data through May 22, 2021 as of May 23, 2021 at 12:05 AM

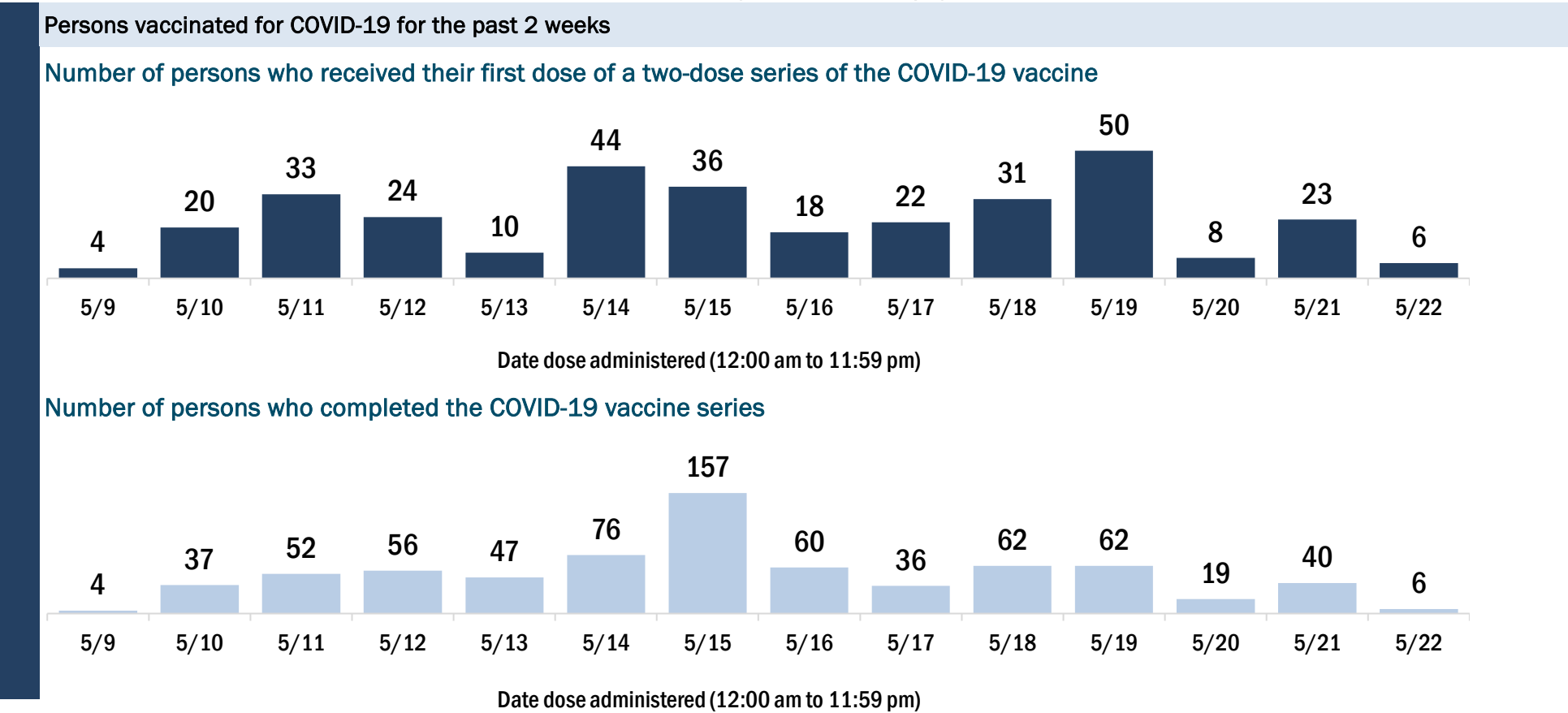
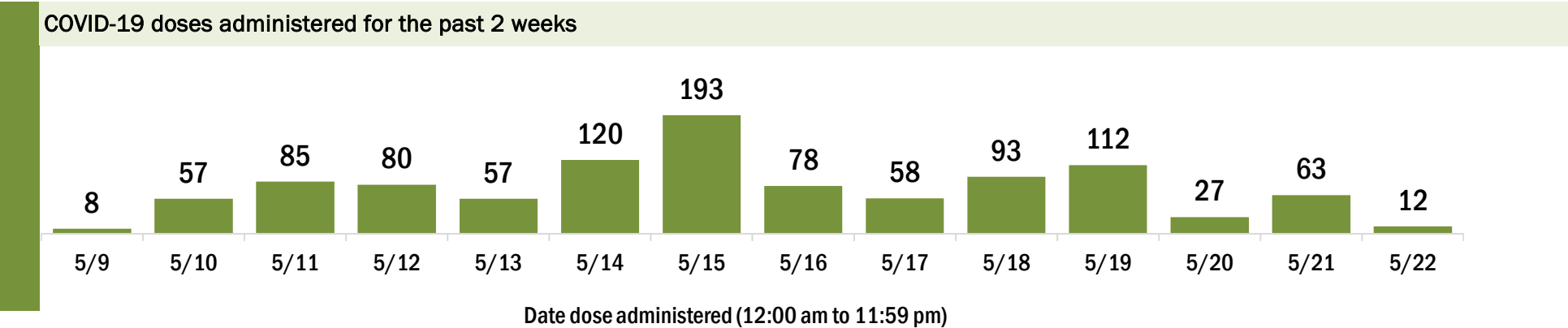
Data in this report are provisional and subject to change.

Data in this summary pertain to COVID-19 vaccines approved by the U.S. Food and Drug Administration and have been issued an Emergency Use Authorization (Janssen COVID-19 Vaccine, Moderna COVID-19 Vaccine and Pfizer-BioNTech COVID-19 Vaccine). These data summarize the number of people who have received either their first dose or have completed the series for a COVID-19 vaccine. **A person can only be counted in one category, first dose or series complete.** For persons receiving Moderna or Pfizer vaccines, once they receive their second dose, they are moved from the first dose column to the series completed column. **Because of this, the total first dose category may show a change from report to report not matching the total receiving their first dose from the previous day.** Persons receiving Johnson & Johnson vaccines will always be counted in the series completed column.

COVID-19 doses for vaccinated persons in Florida	
Doses administered	12,443
People receiving one dose of a 1-dose series (Johnson & Johnson) or receiving only one dose of a 2-dose series (Moderna, Pfizer) count once. Persons receiving both doses of a 2-dose series count twice.	

Current status of persons vaccinated for COVID-19 in Florida	
Total people vaccinated	7,301
First dose	1,704
Series completed	5,597
Completed 1-dose series	455
Completed 2-dose series	5,142
First dose: current number of people who have only received their first dose of the Moderna or Pfizer vaccine.	
Series complete: current number of people who have received both Moderna or Pfizer vaccine doses or one Johnson & Johnson dose and are considered fully immunized.	

Demographic summary	First dose	Series complete	Total people vaccinated
Age group	1,704	5,597	7,301
12-14 years	11	0	11
15-24 years	150	251	401
25-34 years	200	429	629
35-44 years	300	440	740
45-54 years	349	655	1,004
55-64 years	351	1,000	1,351
65-74 years	227	1,533	1,760
75-84 years	91	1,006	1,097
85+ years	25	283	308
Race	1,704	5,597	7,301
White	1,093	4,521	5,614
Black	324	232	556
American Indian/Alaskan	5	28	33
Other	215	570	785
Unknown	67	246	313
Other race includes Asian, native Hawaiian/Pacific Islander, or other.			
Ethnicity	1,704	5,597	7,301
Hispanic	439	1,362	1,801
Non-Hispanic	953	3,593	4,546
Unknown	312	642	954
Gender	1,704	5,597	7,301
Female	579	2,818	3,397
Male	1,124	2,777	3,901
Unknown	1	2	3



COVID-19: Hendry County vaccine summary

Vaccination data through May 22, 2021 as of May 23, 2021 at 12:05 AM

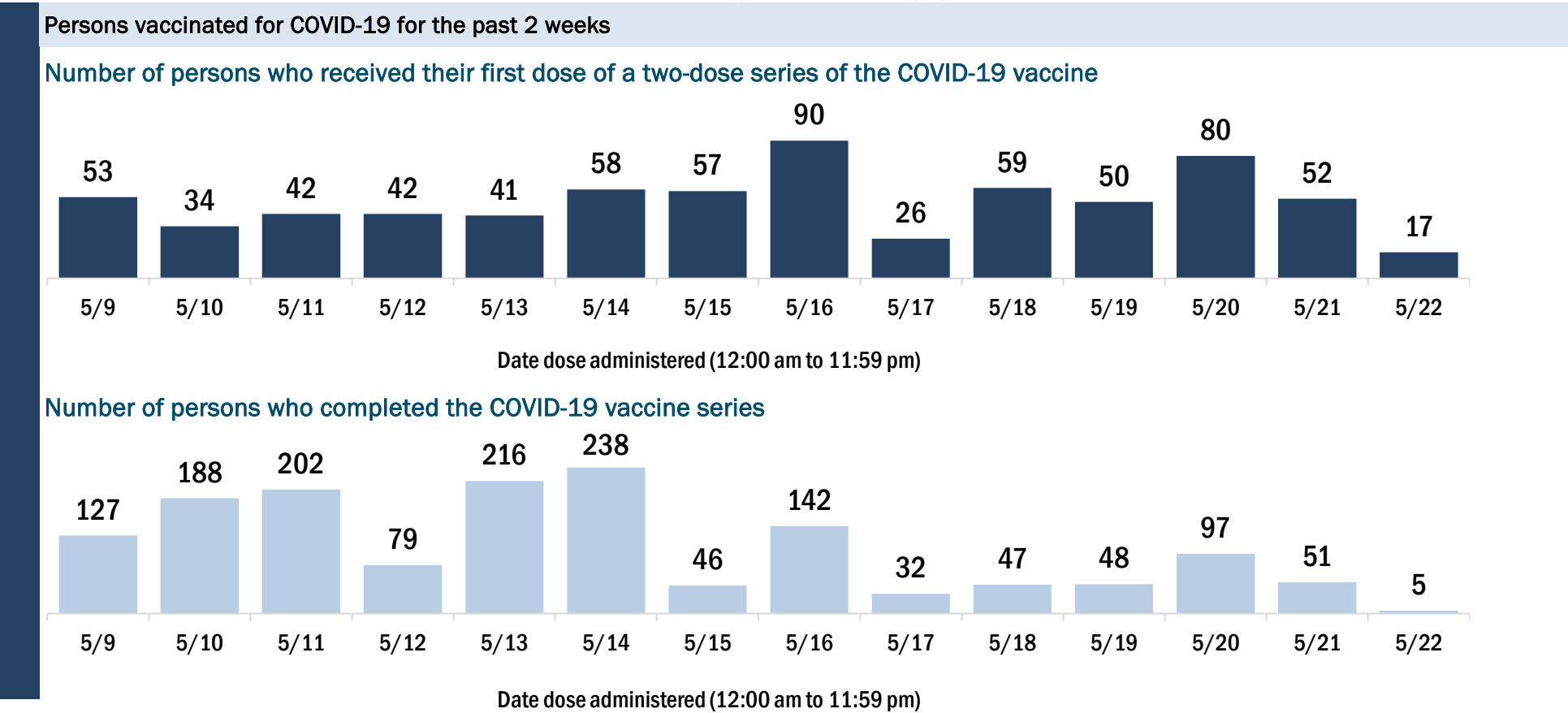
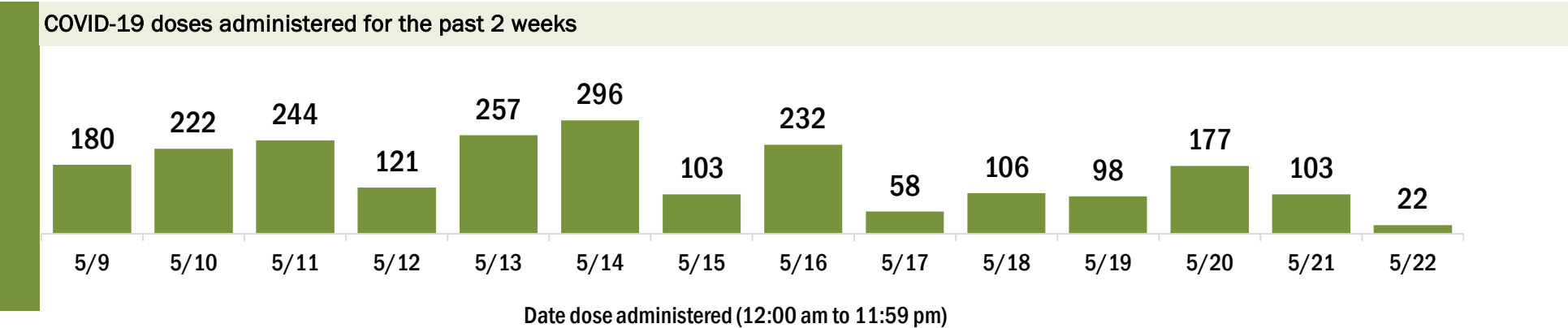
Data in this report are provisional and subject to change.

Data in this summary pertain to COVID-19 vaccines approved by the U.S. Food and Drug Administration and have been issued an Emergency Use Authorization (Janssen COVID-19 Vaccine, Moderna COVID-19 Vaccine and Pfizer-BioNTech COVID-19 Vaccine). These data summarize the number of people who have received either their first dose or have completed the series for a COVID-19 vaccine. **A person can only be counted in one category, first dose or series complete.** For persons receiving Moderna or Pfizer vaccines, once they receive their second dose, they are moved from the first dose column to the series completed column. **Because of this, the total first dose category may show a change from report to report not matching the total receiving their first dose from the previous day.** Persons receiving Johnson & Johnson vaccines will always be counted in the series completed column.

COVID-19 doses for vaccinated persons in Florida	
Doses administered	20,502
People receiving one dose of a 1-dose series (Johnson & Johnson) or receiving only one dose of a 2-dose series (Moderna, Pfizer) count once. Persons receiving both doses of a 2-dose series count twice.	

Current status of persons vaccinated for COVID-19 in Florida	
Total people vaccinated	12,294
First dose	2,611
Series completed	9,683
Completed 1-dose series	1,475
Completed 2-dose series	8,208
First dose: current number of people who have only received their first dose of the Moderna or Pfizer vaccine.	
Series complete: current number of people who have received both Moderna or Pfizer vaccine doses or one Johnson & Johnson dose and are considered fully immunized.	

Demographic summary	First dose	Series complete	Total people vaccinated
Age group	2,611	9,683	12,294
12-14 years	22	0	22
15-24 years	395	638	1,033
25-34 years	470	1,007	1,477
35-44 years	441	1,020	1,461
45-54 years	451	1,471	1,922
55-64 years	459	2,030	2,489
65-74 years	207	2,136	2,343
75-84 years	117	1,072	1,189
85+ years	49	309	358
Race	2,611	9,683	12,294
White	1,792	6,675	8,467
Black	141	654	795
American Indian/Alaskan	4	22	26
Other	427	1,485	1,912
Unknown	247	847	1,094
Other race includes Asian, native Hawaiian/Pacific Islander, or other.			
Ethnicity	2,611	9,683	12,294
Hispanic	1,417	3,805	5,222
Non-Hispanic	581	3,326	3,907
Unknown	613	2,552	3,165
Gender	2,611	9,683	12,294
Female	1,104	4,528	5,632
Male	1,506	5,152	6,658
Unknown	1	3	4



COVID-19: Hernando County vaccine summary

Vaccination data through May 22, 2021 as of May 23, 2021 at 12:05 AM

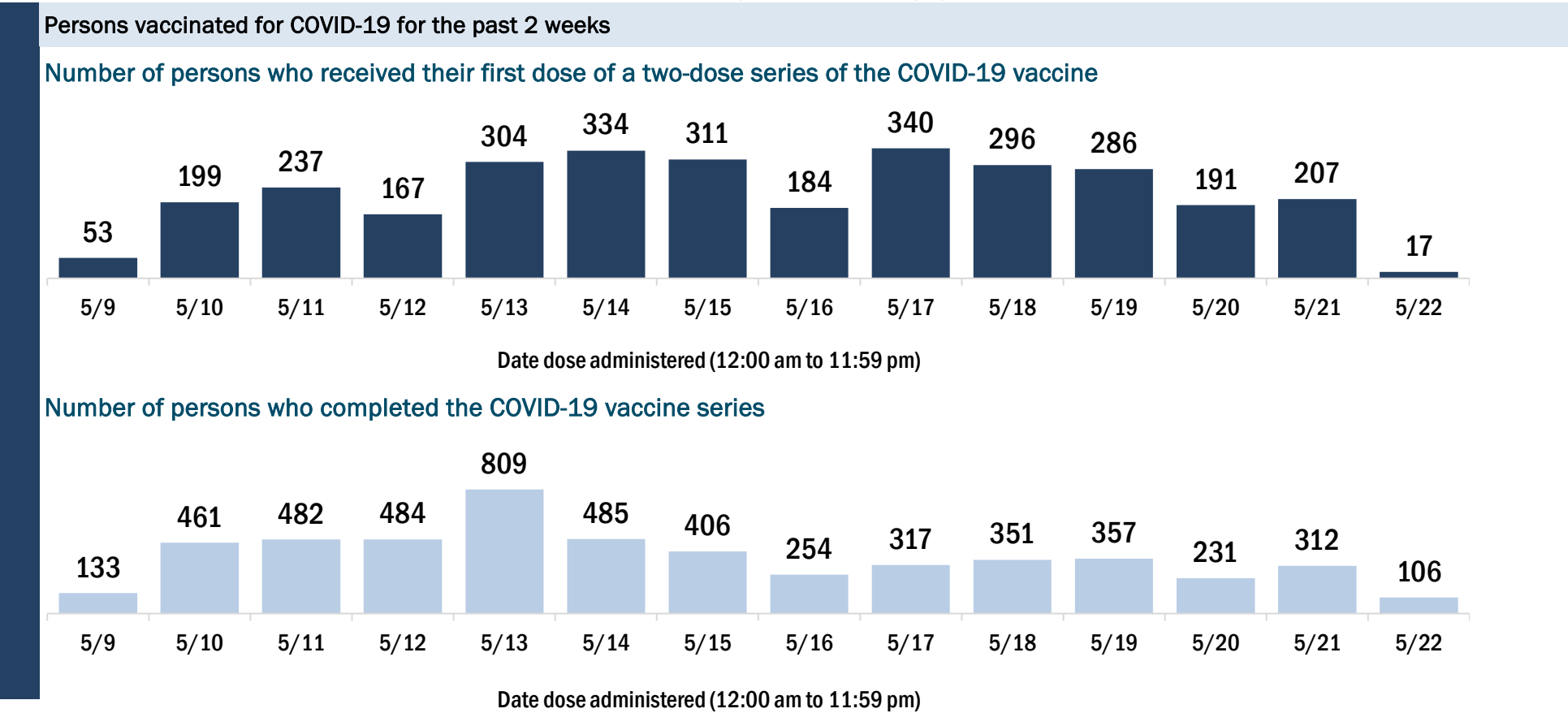
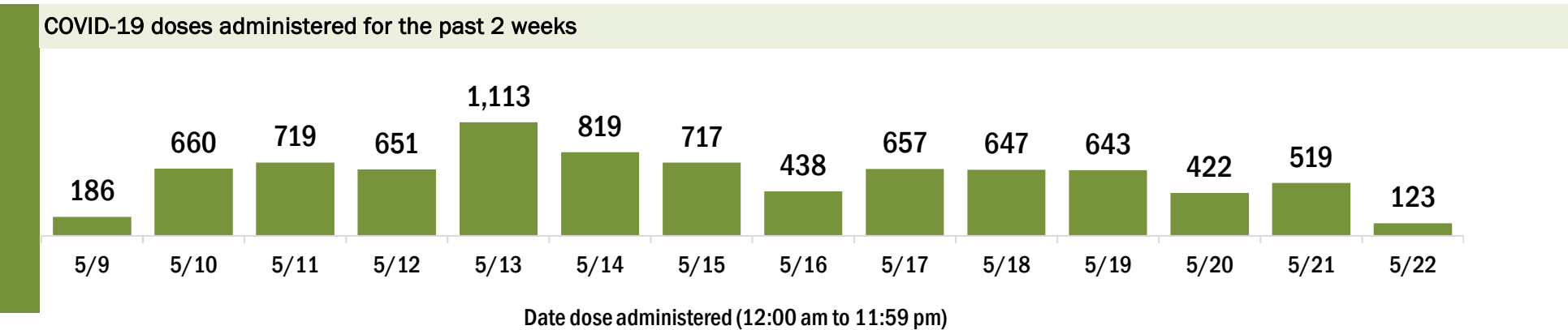
Data in this report are provisional and subject to change.

Data in this summary pertain to COVID-19 vaccines approved by the U.S. Food and Drug Administration and have been issued an Emergency Use Authorization (Janssen COVID-19 Vaccine, Moderna COVID-19 Vaccine and Pfizer-BioNTech COVID-19 Vaccine). These data summarize the number of people who have received either their first dose or have completed the series for a COVID-19 vaccine. **A person can only be counted in one category, first dose or series complete.** For persons receiving Moderna or Pfizer vaccines, once they receive their second dose, they are moved from the first dose column to the series completed column. **Because of this, the total first dose category may show a change from report to report not matching the total receiving their first dose from the previous day.** Persons receiving Johnson & Johnson vaccines will always be counted in the series completed column.

COVID-19 doses for vaccinated persons in Florida	
Doses administered	131,253
People receiving one dose of a 1-dose series (Johnson & Johnson) or receiving only one dose of a 2-dose series (Moderna, Pfizer) count once. Persons receiving both doses of a 2-dose series count twice.	

Current status of persons vaccinated for COVID-19 in Florida	
Total people vaccinated	75,365
First dose	13,423
Series completed	61,942
Completed 1-dose series	6,054
Completed 2-dose series	55,888
First dose: current number of people who have only received their first dose of the Moderna or Pfizer vaccine.	
Series complete: current number of people who have received both Moderna or Pfizer vaccine doses or one Johnson & Johnson dose and are considered fully immunized.	

Demographic summary	First dose	Series complete	Total people vaccinated
Age group	13,423	61,942	75,365
12-14 years	257	0	257
15-24 years	1,256	2,012	3,268
25-34 years	1,178	2,719	3,897
35-44 years	1,449	3,898	5,347
45-54 years	1,847	6,676	8,523
55-64 years	2,597	12,161	14,758
65-74 years	2,472	18,750	21,222
75-84 years	1,662	11,992	13,654
85+ years	705	3,734	4,439
Race	13,423	61,942	75,365
White	9,023	44,540	53,563
Black	479	1,717	2,196
American Indian/Alaskan	73	200	273
Other	1,255	4,491	5,746
Unknown	2,593	10,994	13,587
Other race includes Asian, native Hawaiian/Pacific Islander, or other.			
Ethnicity	13,423	61,942	75,365
Hispanic	1,324	3,768	5,092
Non-Hispanic	6,661	34,704	41,365
Unknown	5,438	23,470	28,908
Gender	13,423	61,942	75,365
Female	7,352	35,330	42,682
Male	6,059	26,575	32,634
Unknown	12	37	49



COVID-19: Highlands County vaccine summary

Vaccination data through May 22, 2021 as of May 23, 2021 at 12:05 AM

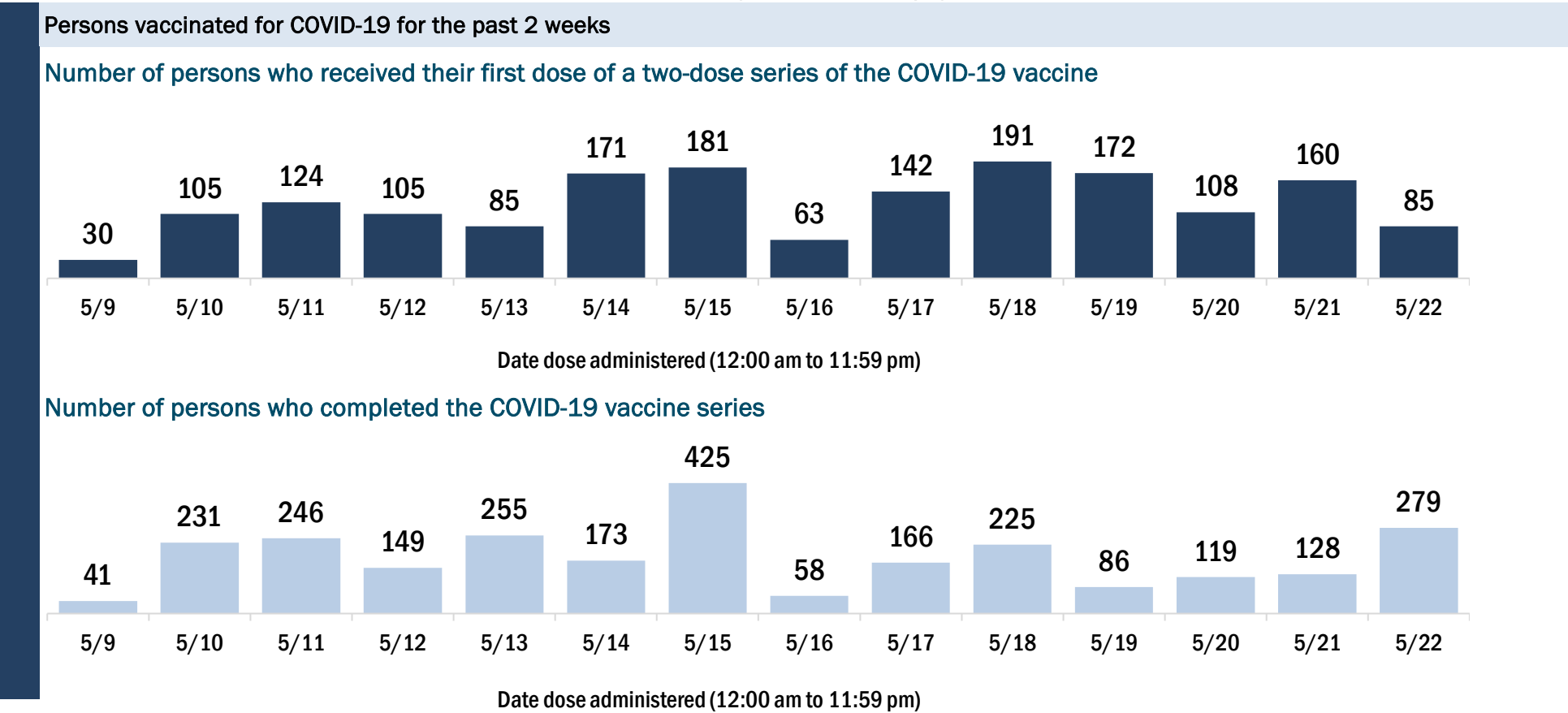
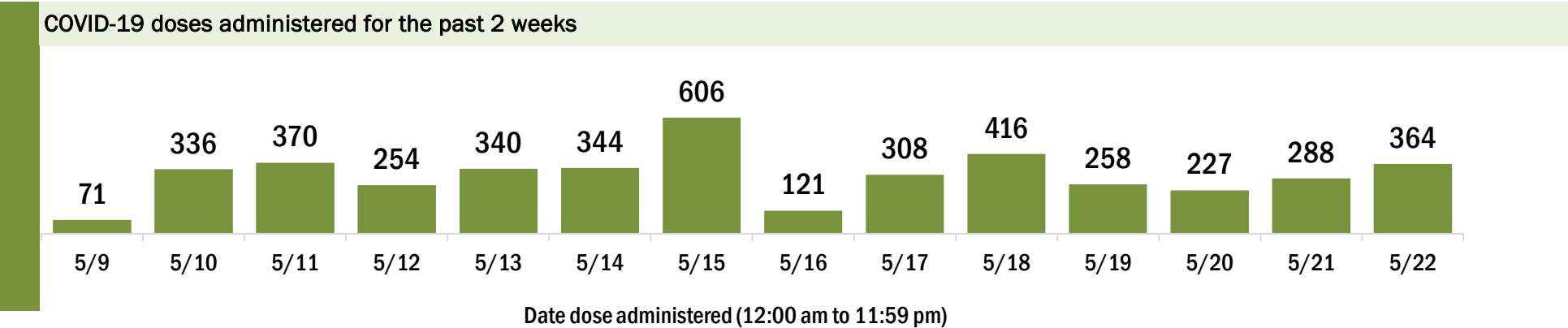
Data in this report are provisional and subject to change.

Data in this summary pertain to COVID-19 vaccines approved by the U.S. Food and Drug Administration and have been issued an Emergency Use Authorization (Janssen COVID-19 Vaccine, Moderna COVID-19 Vaccine and Pfizer-BioNTech COVID-19 Vaccine). These data summarize the number of people who have received either their first dose or have completed the series for a COVID-19 vaccine. **A person can only be counted in one category, first dose or series complete.** For persons receiving Moderna or Pfizer vaccines, once they receive their second dose, they are moved from the first dose column to the series completed column. **Because of this, the total first dose category may show a change from report to report not matching the total receiving their first dose from the previous day.** Persons receiving Johnson & Johnson vaccines will always be counted in the series completed column.

COVID-19 doses for vaccinated persons in Florida	
Doses administered	77,553
People receiving one dose of a 1-dose series (Johnson & Johnson) or receiving only one dose of a 2-dose series (Moderna, Pfizer) count once. Persons receiving both doses of a 2-dose series count twice.	

Current status of persons vaccinated for COVID-19 in Florida	
Total people vaccinated	45,467
First dose	11,771
Series completed	33,696
Completed 1-dose series	1,610
Completed 2-dose series	32,086
First dose: current number of people who have only received their first dose of the Moderna or Pfizer vaccine.	
Series complete: current number of people who have received both Moderna or Pfizer vaccine doses or one Johnson & Johnson dose and are considered fully immunized.	

Demographic summary	First dose	Series complete	Total people vaccinated
Age group	11,771	33,696	45,467
12-14 years	79	0	79
15-24 years	507	762	1,269
25-34 years	531	1,160	1,691
35-44 years	737	1,422	2,159
45-54 years	1,024	2,429	3,453
55-64 years	1,915	5,683	7,598
65-74 years	3,422	11,207	14,629
75-84 years	2,699	8,600	11,299
85+ years	857	2,433	3,290
Race	11,771	33,696	45,467
White	8,846	27,199	36,045
Black	596	1,272	1,868
American Indian/Alaskan	123	243	366
Other	915	2,294	3,209
Unknown	1,291	2,688	3,979
Other race includes Asian, native Hawaiian/Pacific Islander, or other.			
Ethnicity	11,771	33,696	45,467
Hispanic	1,585	3,080	4,665
Non-Hispanic	6,939	24,023	30,962
Unknown	3,247	6,593	9,840
Gender	11,771	33,696	45,467
Female	6,122	18,174	24,296
Male	5,630	15,504	21,134
Unknown	19	18	37



COVID-19: Hillsborough County vaccine summary

Vaccination data through May 22, 2021 as of May 23, 2021 at 12:05 AM

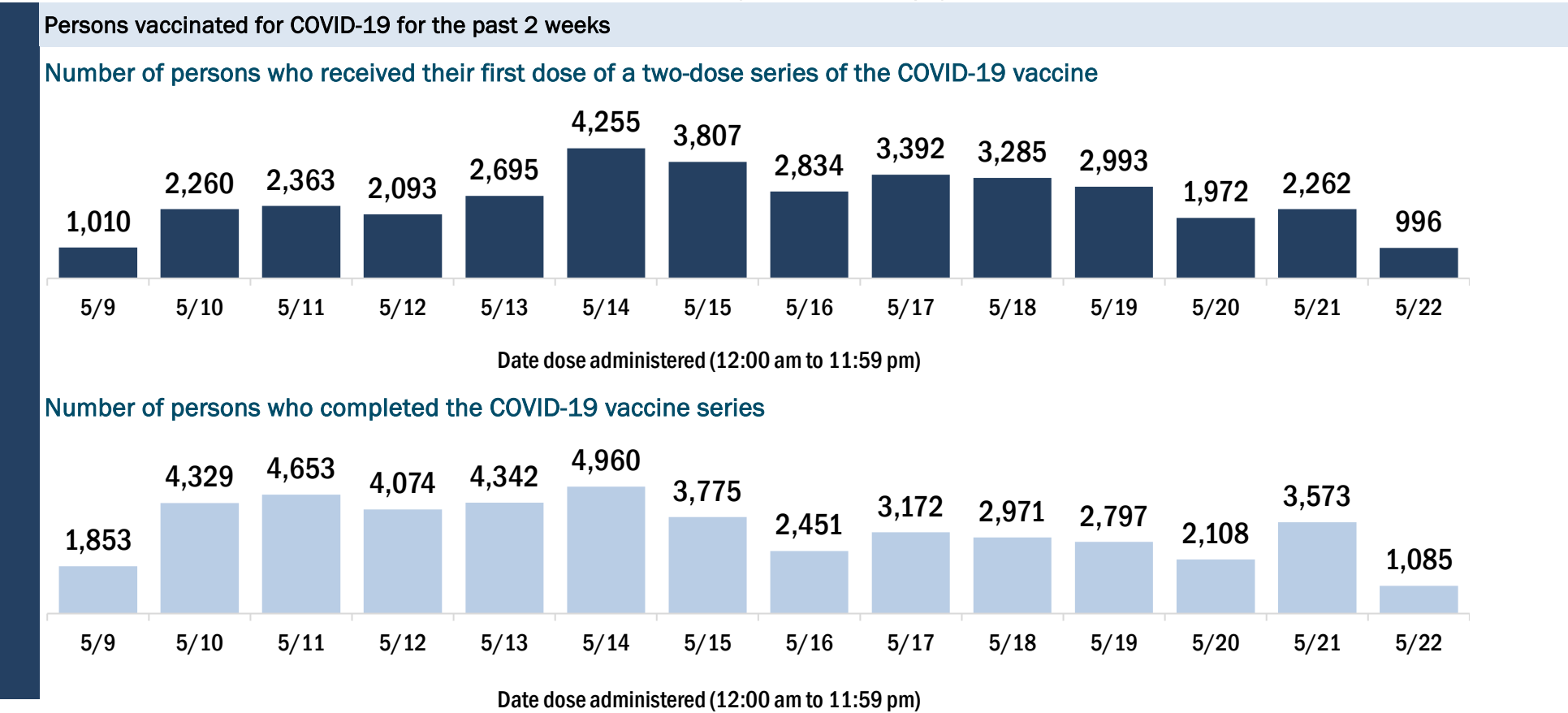
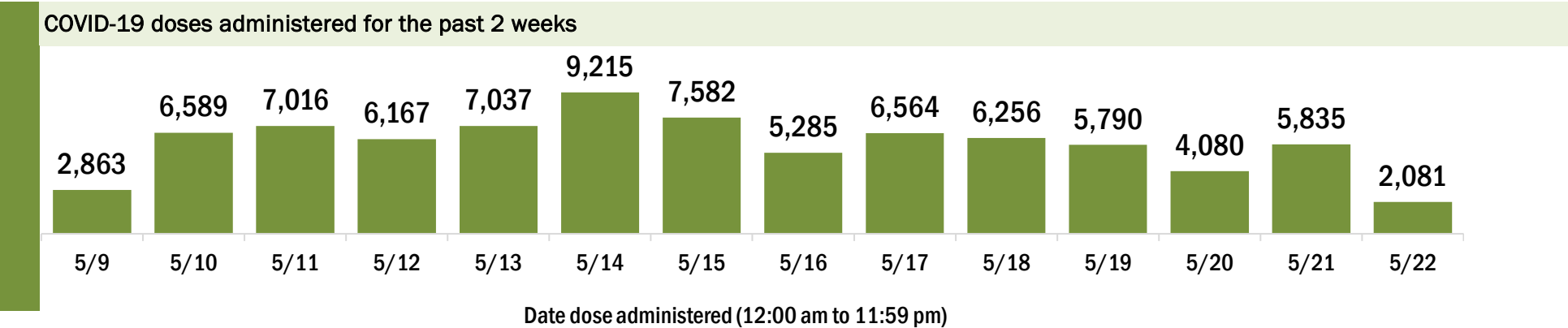
Data in this report are provisional and subject to change.

Data in this summary pertain to COVID-19 vaccines approved by the U.S. Food and Drug Administration and have been issued an Emergency Use Authorization (Janssen COVID-19 Vaccine, Moderna COVID-19 Vaccine and Pfizer-BioNTech COVID-19 Vaccine). These data summarize the number of people who have received either their first dose or have completed the series for a COVID-19 vaccine. **A person can only be counted in one category, first dose or series complete.** For persons receiving Moderna or Pfizer vaccines, once they receive their second dose, they are moved from the first dose column to the series completed column. **Because of this, the total first dose category may show a change from report to report not matching the total receiving their first dose from the previous day.** Persons receiving Johnson & Johnson vaccines will always be counted in the series completed column.

COVID-19 doses for vaccinated persons in Florida	
Doses administered	1,012,251
People receiving one dose of a 1-dose series (Johnson & Johnson) or receiving only one dose of a 2-dose series (Moderna, Pfizer) count once. Persons receiving both doses of a 2-dose series count twice.	

Current status of persons vaccinated for COVID-19 in Florida	
Total people vaccinated	610,011
First dose	148,643
Series completed	461,368
Completed 1-dose series	59,128
Completed 2-dose series	402,240
First dose: current number of people who have only received their first dose of the Moderna or Pfizer vaccine.	
Series complete: current number of people who have received both Moderna or Pfizer vaccine doses or one Johnson & Johnson dose and are considered fully immunized.	

Demographic summary	First dose	Series complete	Total people vaccinated
Age group	148,643	461,368	610,011
12-14 years	4,754	0	4,754
15-24 years	17,842	37,157	54,999
25-34 years	18,951	55,809	74,760
35-44 years	19,343	67,906	87,249
45-54 years	19,154	80,701	99,855
55-64 years	19,632	93,980	113,612
65-74 years	29,033	75,388	104,421
75-84 years	14,975	37,209	52,184
85+ years	4,959	13,218	18,177
Race	148,643	461,368	610,011
White	90,064	295,702	385,766
Black	11,889	31,640	43,529
American Indian/Alaskan	740	1,288	2,028
Other	22,079	65,026	87,105
Unknown	23,871	67,712	91,583
Other race includes Asian, native Hawaiian/Pacific Islander, or other.			
Ethnicity	148,643	461,368	610,011
Hispanic	27,149	52,924	80,073
Non-Hispanic	70,391	260,128	330,519
Unknown	51,103	148,316	199,419
Gender	148,643	461,368	610,011
Female	78,220	254,475	332,695
Male	70,205	206,586	276,791
Unknown	218	307	525



COVID-19: Holmes County vaccine summary

Vaccination data through May 22, 2021 as of May 23, 2021 at 12:05 AM

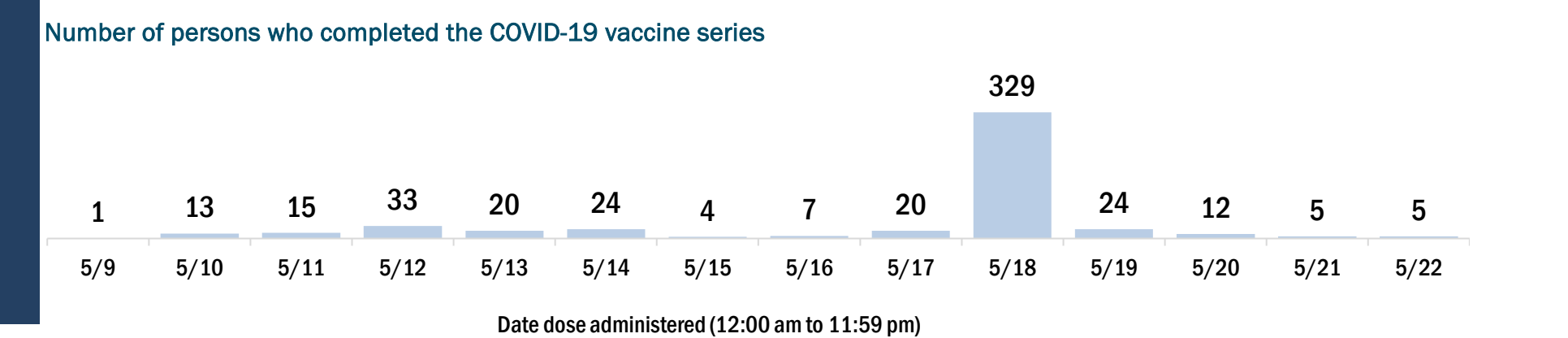
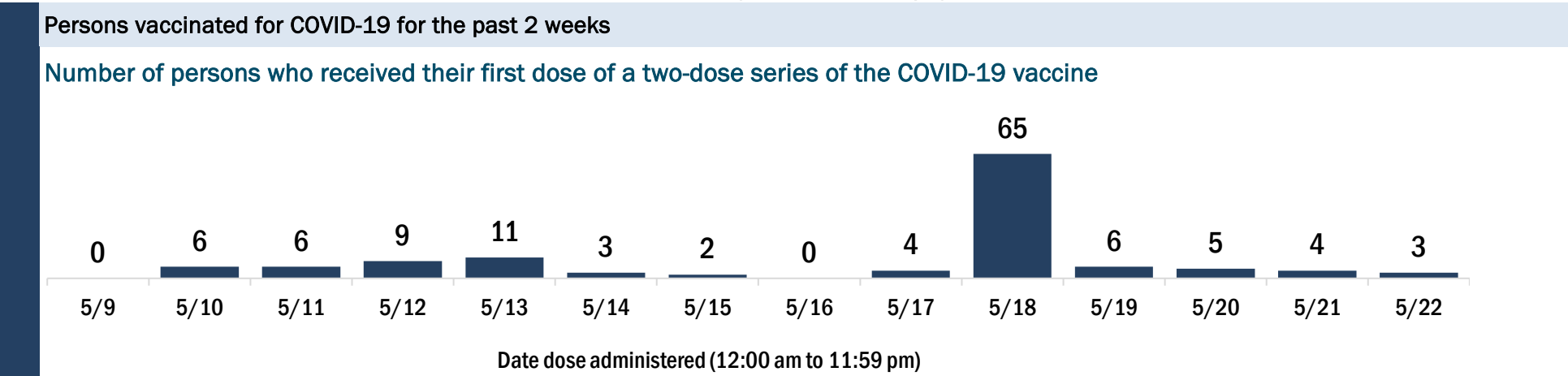
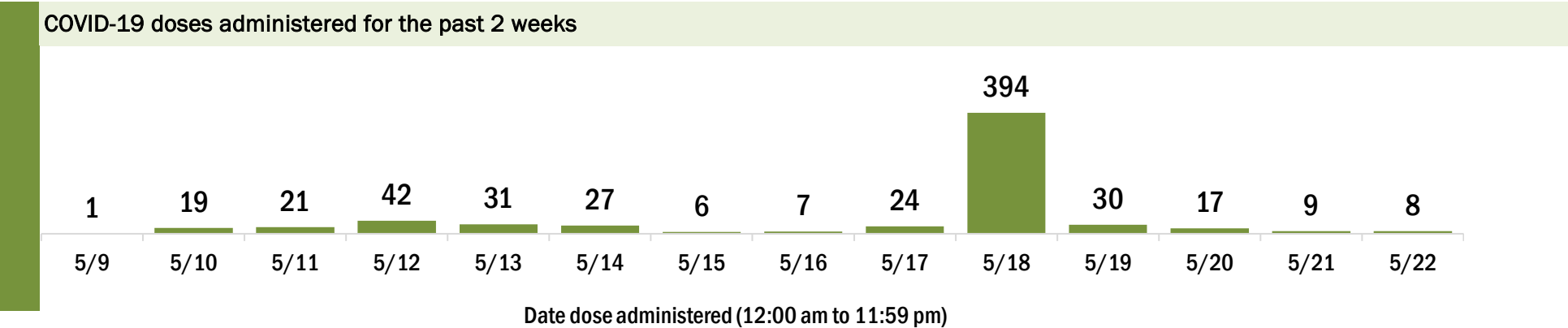
Data in this report are provisional and subject to change.

Data in this summary pertain to COVID-19 vaccines approved by the U.S. Food and Drug Administration and have been issued an Emergency Use Authorization (Janssen COVID-19 Vaccine, Moderna COVID-19 Vaccine and Pfizer-BioNTech COVID-19 Vaccine). These data summarize the number of people who have received either their first dose or have completed the series for a COVID-19 vaccine. **A person can only be counted in one category, first dose or series complete.** For persons receiving Moderna or Pfizer vaccines, once they receive their second dose, they are moved from the first dose column to the series completed column. **Because of this, the total first dose category may show a change from report to report not matching the total receiving their first dose from the previous day.** Persons receiving Johnson & Johnson vaccines will always be counted in the series completed column.

COVID-19 doses for vaccinated persons in Florida	
Doses administered	7,222
People receiving one dose of a 1-dose series (Johnson & Johnson) or receiving only one dose of a 2-dose series (Moderna, Pfizer) count once. Persons receiving both doses of a 2-dose series count twice.	

Current status of persons vaccinated for COVID-19 in Florida	
Total people vaccinated	4,050
First dose	556
Series completed	3,494
Completed 1-dose series	322
Completed 2-dose series	3,172
First dose: current number of people who have only received their first dose of the Moderna or Pfizer vaccine.	
Series complete: current number of people who have received both Moderna or Pfizer vaccine doses or one Johnson & Johnson dose and are considered fully immunized.	

Demographic summary	First dose	Series complete	Total people vaccinated
Age group	556	3,494	4,050
12-14 years	1	0	1
15-24 years	34	87	121
25-34 years	63	178	241
35-44 years	83	252	335
45-54 years	83	387	470
55-64 years	113	723	836
65-74 years	98	1,020	1,118
75-84 years	60	668	728
85+ years	21	179	200
Race	556	3,494	4,050
White	415	2,957	3,372
Black	67	210	277
American Indian/Alaskan	5	34	39
Other	36	200	236
Unknown	33	93	126
Other race includes Asian, native Hawaiian/Pacific Islander, or other.			
Ethnicity	556	3,494	4,050
Hispanic	13	71	84
Non-Hispanic	415	2,967	3,382
Unknown	128	456	584
Gender	556	3,494	4,050
Female	249	1,739	1,988
Male	307	1,755	2,062
Unknown	0	0	0



COVID-19: Indian River County vaccine summary

Vaccination data through May 22, 2021 as of May 23, 2021 at 12:05 AM

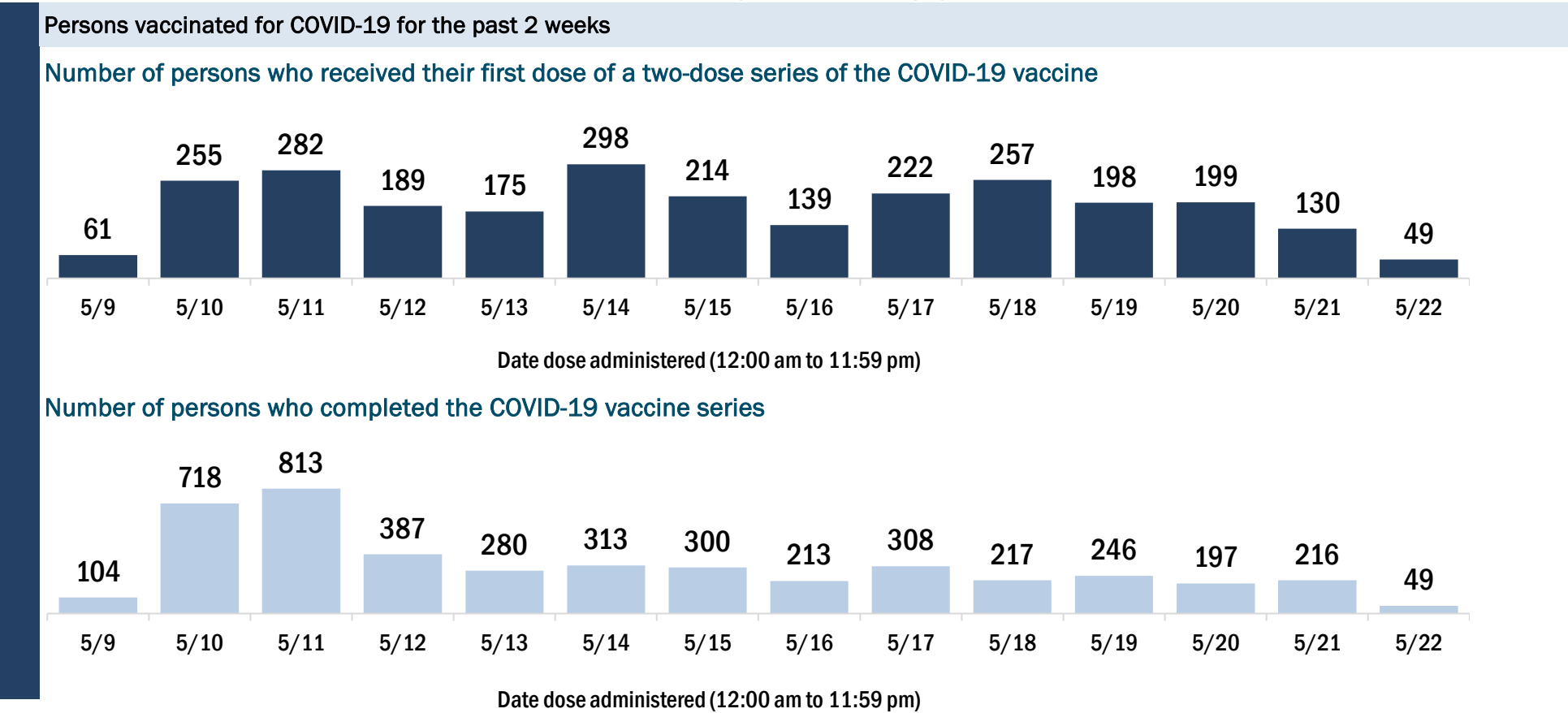
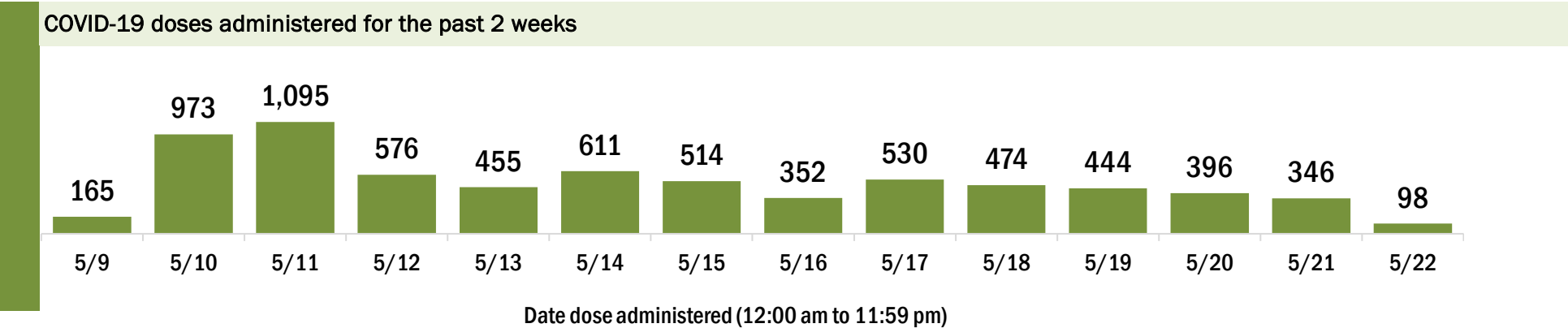
Data in this report are provisional and subject to change.

Data in this summary pertain to COVID-19 vaccines approved by the U.S. Food and Drug Administration and have been issued an Emergency Use Authorization (Janssen COVID-19 Vaccine, Moderna COVID-19 Vaccine and Pfizer-BioNTech COVID-19 Vaccine). These data summarize the number of people who have received either their first dose or have completed the series for a COVID-19 vaccine. **A person can only be counted in one category, first dose or series complete.** For persons receiving Moderna or Pfizer vaccines, once they receive their second dose, they are moved from the first dose column to the series completed column. **Because of this, the total first dose category may show a change from report to report not matching the total receiving their first dose from the previous day.** Persons receiving Johnson & Johnson vaccines will always be counted in the series completed column.

COVID-19 doses for vaccinated persons in Florida	
Doses administered	151,761
People receiving one dose of a 1-dose series (Johnson & Johnson) or receiving only one dose of a 2-dose series (Moderna, Pfizer) count once. Persons receiving both doses of a 2-dose series count twice.	

Current status of persons vaccinated for COVID-19 in Florida	
Total people vaccinated	87,279
First dose	19,751
Series completed	67,528
Completed 1-dose series	3,046
Completed 2-dose series	64,482
First dose: current number of people who have only received their first dose of the Moderna or Pfizer vaccine.	
Series complete: current number of people who have received both Moderna or Pfizer vaccine doses or one Johnson & Johnson dose and are considered fully immunized.	

Demographic summary	First dose	Series complete	Total people vaccinated
Age group	19,751	67,528	87,279
12-14 years	208	0	208
15-24 years	1,275	1,909	3,184
25-34 years	1,357	2,620	3,977
35-44 years	1,523	3,558	5,081
45-54 years	2,087	6,076	8,163
55-64 years	3,697	13,065	16,762
65-74 years	4,545	21,951	26,496
75-84 years	3,501	13,731	17,232
85+ years	1,558	4,618	6,176
Race	19,751	67,528	87,279
White	14,122	49,024	63,146
Black	1,095	2,184	3,279
American Indian/Alaskan	137	334	471
Other	1,571	5,109	6,680
Unknown	2,826	10,877	13,703
Other race includes Asian, native Hawaiian/Pacific Islander, or other.			
Ethnicity	19,751	67,528	87,279
Hispanic	2,051	3,270	5,321
Non-Hispanic	9,469	40,964	50,433
Unknown	8,231	23,294	31,525
Gender	19,751	67,528	87,279
Female	10,489	37,470	47,959
Male	9,235	30,022	39,257
Unknown	27	36	63



COVID-19: Jackson County vaccine summary

Vaccination data through May 22, 2021 as of May 23, 2021 at 12:05 AM

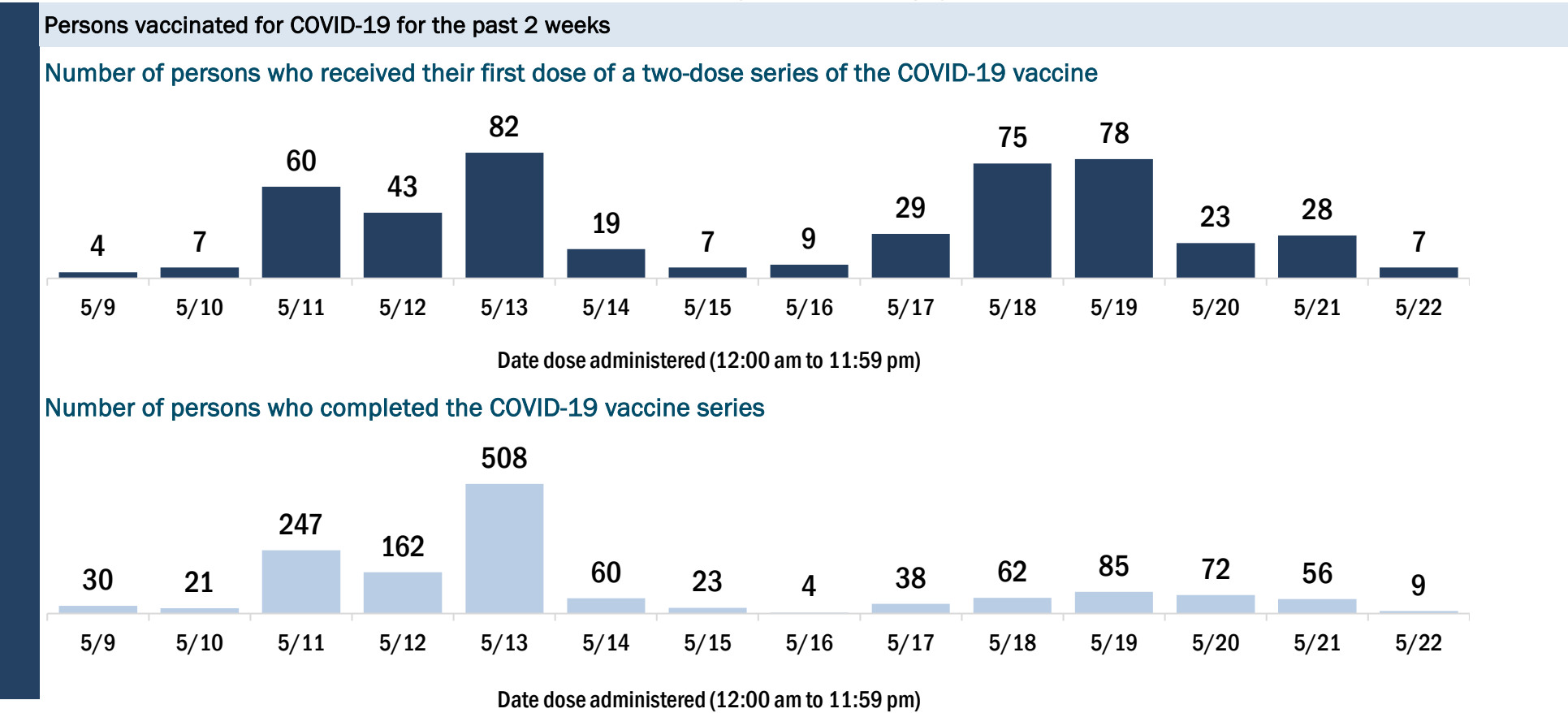
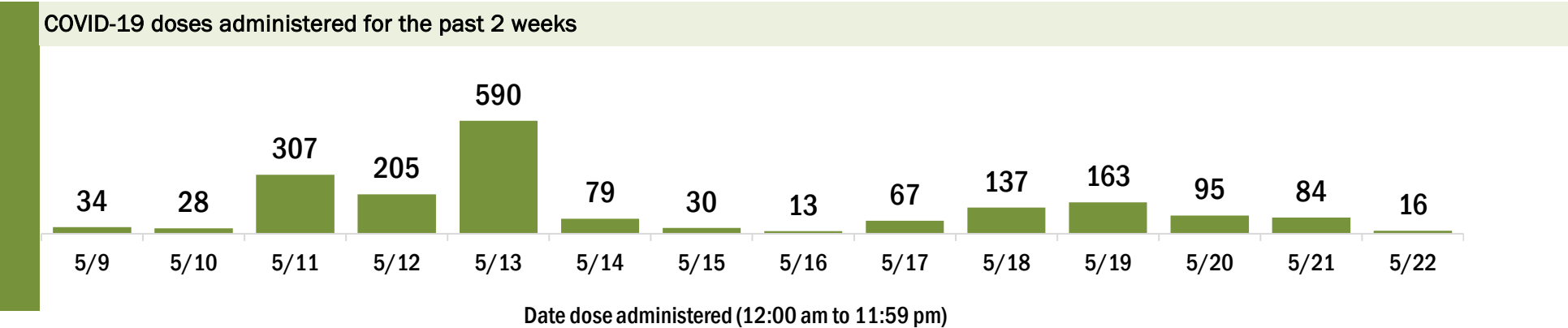
Data in this report are provisional and subject to change.

Data in this summary pertain to COVID-19 vaccines approved by the U.S. Food and Drug Administration and have been issued an Emergency Use Authorization (Janssen COVID-19 Vaccine, Moderna COVID-19 Vaccine and Pfizer-BioNTech COVID-19 Vaccine). These data summarize the number of people who have received either their first dose or have completed the series for a COVID-19 vaccine. **A person can only be counted in one category, first dose or series complete.** For persons receiving Moderna or Pfizer vaccines, once they receive their second dose, they are moved from the first dose column to the series completed column. **Because of this, the total first dose category may show a change from report to report not matching the total receiving their first dose from the previous day.** Persons receiving Johnson & Johnson vaccines will always be counted in the series completed column.

COVID-19 doses for vaccinated persons in Florida	
Doses administered	24,601
People receiving one dose of a 1-dose series (Johnson & Johnson) or receiving only one dose of a 2-dose series (Moderna, Pfizer) count once. Persons receiving both doses of a 2-dose series count twice.	

Current status of persons vaccinated for COVID-19 in Florida	
Total people vaccinated	13,908
First dose	2,219
Series completed	11,689
Completed 1-dose series	996
Completed 2-dose series	10,693
First dose: current number of people who have only received their first dose of the Moderna or Pfizer vaccine.	
Series complete: current number of people who have received both Moderna or Pfizer vaccine doses or one Johnson & Johnson dose and are considered fully immunized.	

Demographic summary	First dose	Series complete	Total people vaccinated
Age group	2,219	11,689	13,908
12-14 years	14	0	14
15-24 years	137	275	412
25-34 years	226	694	920
35-44 years	288	1,046	1,334
45-54 years	338	1,573	1,911
55-64 years	367	2,564	2,931
65-74 years	412	3,153	3,565
75-84 years	321	1,786	2,107
85+ years	116	598	714
Race	2,219	11,689	13,908
White	1,281	7,864	9,145
Black	541	2,705	3,246
American Indian/Alaskan	12	58	70
Other	116	510	626
Unknown	269	552	821
Other race includes Asian, native Hawaiian/Pacific Islander, or other.			
Ethnicity	2,219	11,689	13,908
Hispanic	84	326	410
Non-Hispanic	1,246	8,491	9,737
Unknown	889	2,872	3,761
Gender	2,219	11,689	13,908
Female	1,035	5,818	6,853
Male	1,183	5,871	7,054
Unknown	1	0	1



COVID-19: Jefferson County vaccine summary

Vaccination data through May 22, 2021 as of May 23, 2021 at 12:05 AM

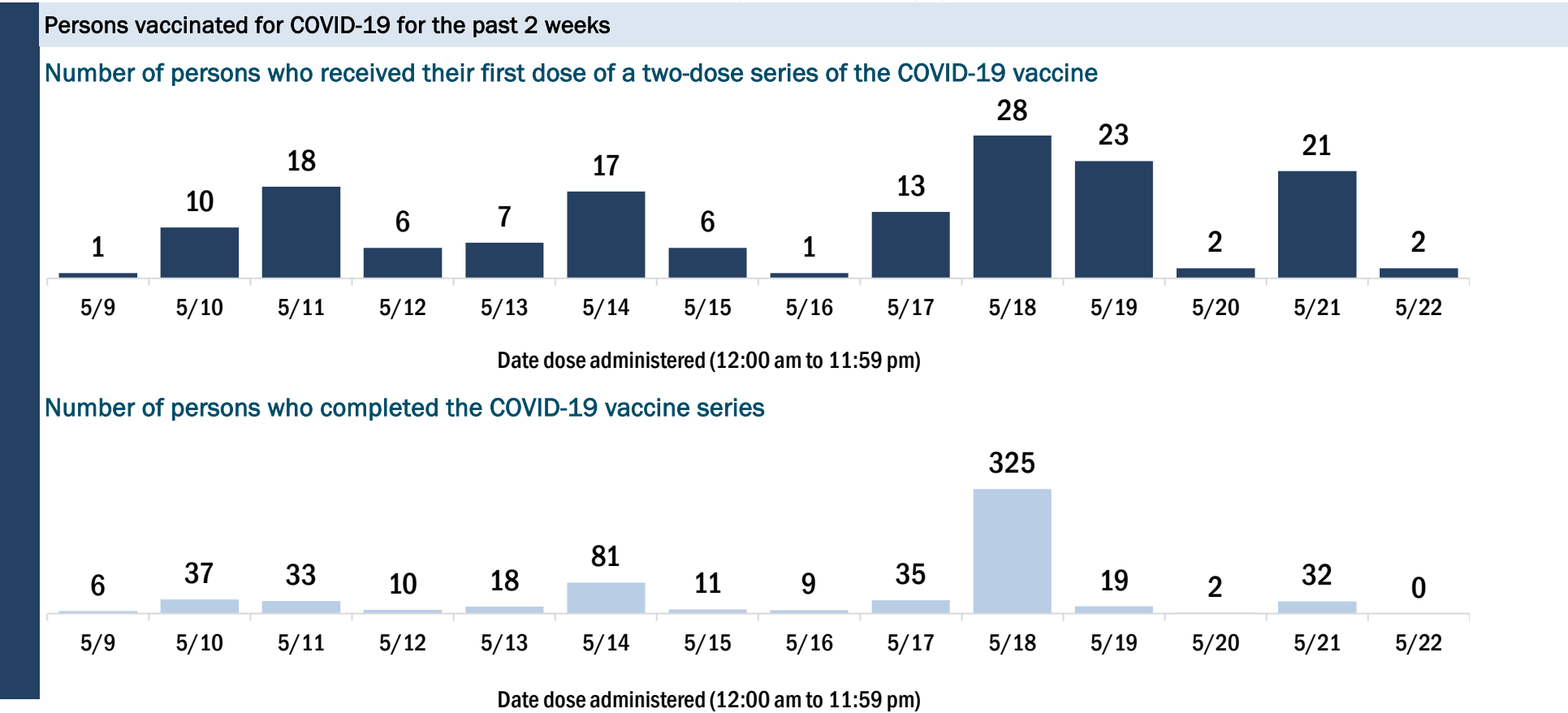
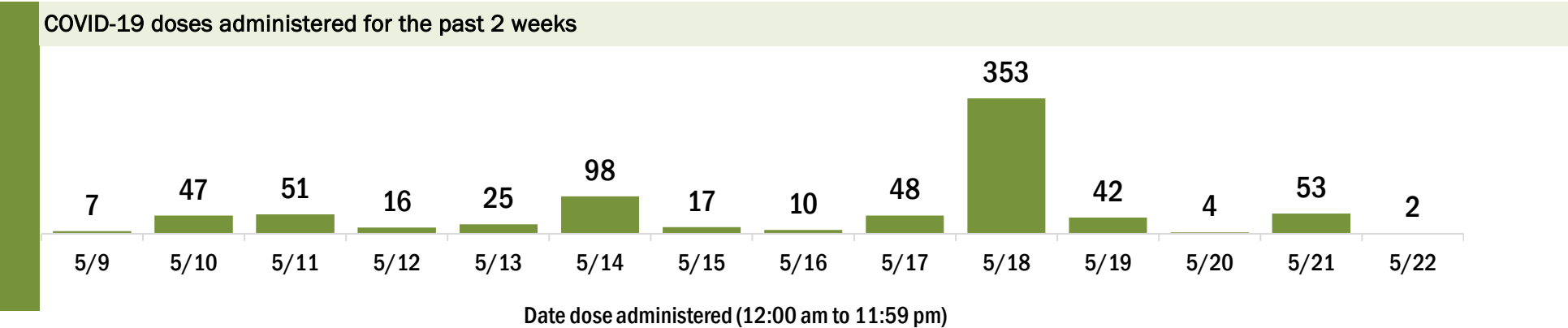
Data in this report are provisional and subject to change.

Data in this summary pertain to COVID-19 vaccines approved by the U.S. Food and Drug Administration and have been issued an Emergency Use Authorization (Janssen COVID-19 Vaccine, Moderna COVID-19 Vaccine and Pfizer-BioNTech COVID-19 Vaccine). These data summarize the number of people who have received either their first dose or have completed the series for a COVID-19 vaccine. **A person can only be counted in one category, first dose or series complete.** For persons receiving Moderna or Pfizer vaccines, once they receive their second dose, they are moved from the first dose column to the series completed column. **Because of this, the total first dose category may show a change from report to report not matching the total receiving their first dose from the previous day.** Persons receiving Johnson & Johnson vaccines will always be counted in the series completed column.

COVID-19 doses for vaccinated persons in Florida	
Doses administered	9,932
People receiving one dose of a 1-dose series (Johnson & Johnson) or receiving only one dose of a 2-dose series (Moderna, Pfizer) count once. Persons receiving both doses of a 2-dose series count twice.	

Current status of persons vaccinated for COVID-19 in Florida	
Total people vaccinated	5,464
First dose	652
Series completed	4,812
Completed 1-dose series	344
Completed 2-dose series	4,468
First dose: current number of people who have only received their first dose of the Moderna or Pfizer vaccine.	
Series complete: current number of people who have received both Moderna or Pfizer vaccine doses or one Johnson & Johnson dose and are considered fully immunized.	

Demographic summary	First dose	Series complete	Total people vaccinated
Age group	652	4,812	5,464
12-14 years	15	0	15
15-24 years	66	127	193
25-34 years	71	209	280
35-44 years	98	343	441
45-54 years	101	652	753
55-64 years	151	1,189	1,340
65-74 years	85	1,414	1,499
75-84 years	47	688	735
85+ years	18	190	208
Race	652	4,812	5,464
White	320	2,780	3,100
Black	208	1,157	1,365
American Indian/Alaskan	2	7	9
Other	63	583	646
Unknown	59	285	344
Other race includes Asian, native Hawaiian/Pacific Islander, or other.			
Ethnicity	652	4,812	5,464
Hispanic	15	115	130
Non-Hispanic	487	3,456	3,943
Unknown	150	1,241	1,391
Gender	652	4,812	5,464
Female	343	2,577	2,920
Male	309	2,235	2,544
Unknown	0	0	0



COVID-19: Lafayette County vaccine summary

Vaccination data through May 22, 2021 as of May 23, 2021 at 12:05 AM

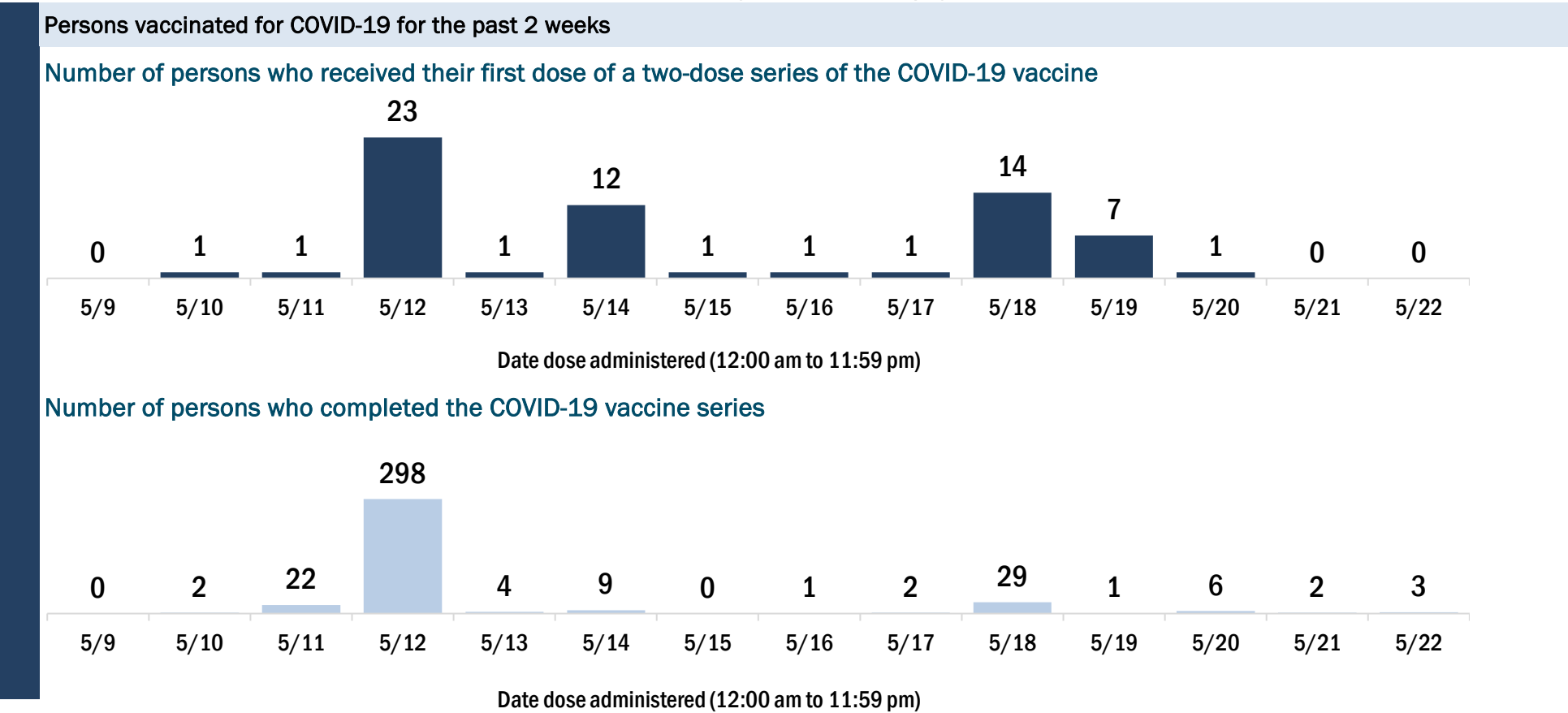
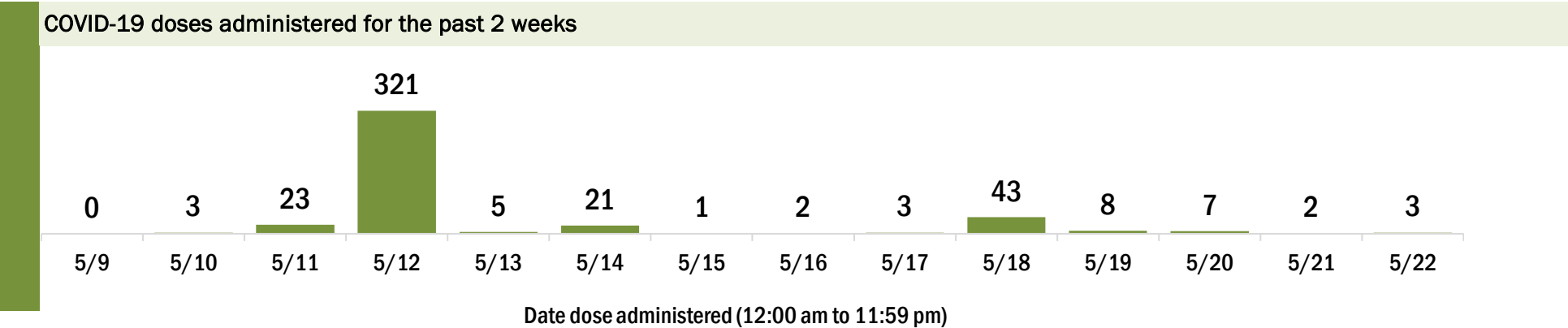
Data in this report are provisional and subject to change.

Data in this summary pertain to COVID-19 vaccines approved by the U.S. Food and Drug Administration and have been issued an Emergency Use Authorization (Janssen COVID-19 Vaccine, Moderna COVID-19 Vaccine and Pfizer-BioNTech COVID-19 Vaccine). These data summarize the number of people who have received either their first dose or have completed the series for a COVID-19 vaccine. **A person can only be counted in one category, first dose or series complete.** For persons receiving Moderna or Pfizer vaccines, once they receive their second dose, they are moved from the first dose column to the series completed column. **Because of this, the total first dose category may show a change from report to report not matching the total receiving their first dose from the previous day.** Persons receiving Johnson & Johnson vaccines will always be counted in the series completed column.

COVID-19 doses for vaccinated persons in Florida	
Doses administered	4,363
People receiving one dose of a 1-dose series (Johnson & Johnson) or receiving only one dose of a 2-dose series (Moderna, Pfizer) count once. Persons receiving both doses of a 2-dose series count twice.	

Current status of persons vaccinated for COVID-19 in Florida	
Total people vaccinated	2,420
First dose	375
Series completed	2,045
Completed 1-dose series	102
Completed 2-dose series	1,943
First dose: current number of people who have only received their first dose of the Moderna or Pfizer vaccine.	
Series complete: current number of people who have received both Moderna or Pfizer vaccine doses or one Johnson & Johnson dose and are considered fully immunized.	

Demographic summary	First dose	Series complete	Total people vaccinated
Age group	375	2,045	2,420
12-14 years	2	0	2
15-24 years	17	34	51
25-34 years	33	100	133
35-44 years	38	158	196
45-54 years	50	240	290
55-64 years	68	321	389
65-74 years	91	712	803
75-84 years	51	376	427
85+ years	25	104	129
Race	375	2,045	2,420
White	253	1,624	1,877
Black	31	178	209
American Indian/Alaskan	2	6	8
Other	29	120	149
Unknown	60	117	177
Other race includes Asian, native Hawaiian/Pacific Islander, or other.			
Ethnicity	375	2,045	2,420
Hispanic	27	107	134
Non-Hispanic	183	1,354	1,537
Unknown	165	584	749
Gender	375	2,045	2,420
Female	182	896	1,078
Male	192	1,149	1,341
Unknown	1	0	1



COVID-19: Lake County vaccine summary

Vaccination data through May 22, 2021 as of May 23, 2021 at 12:05 AM

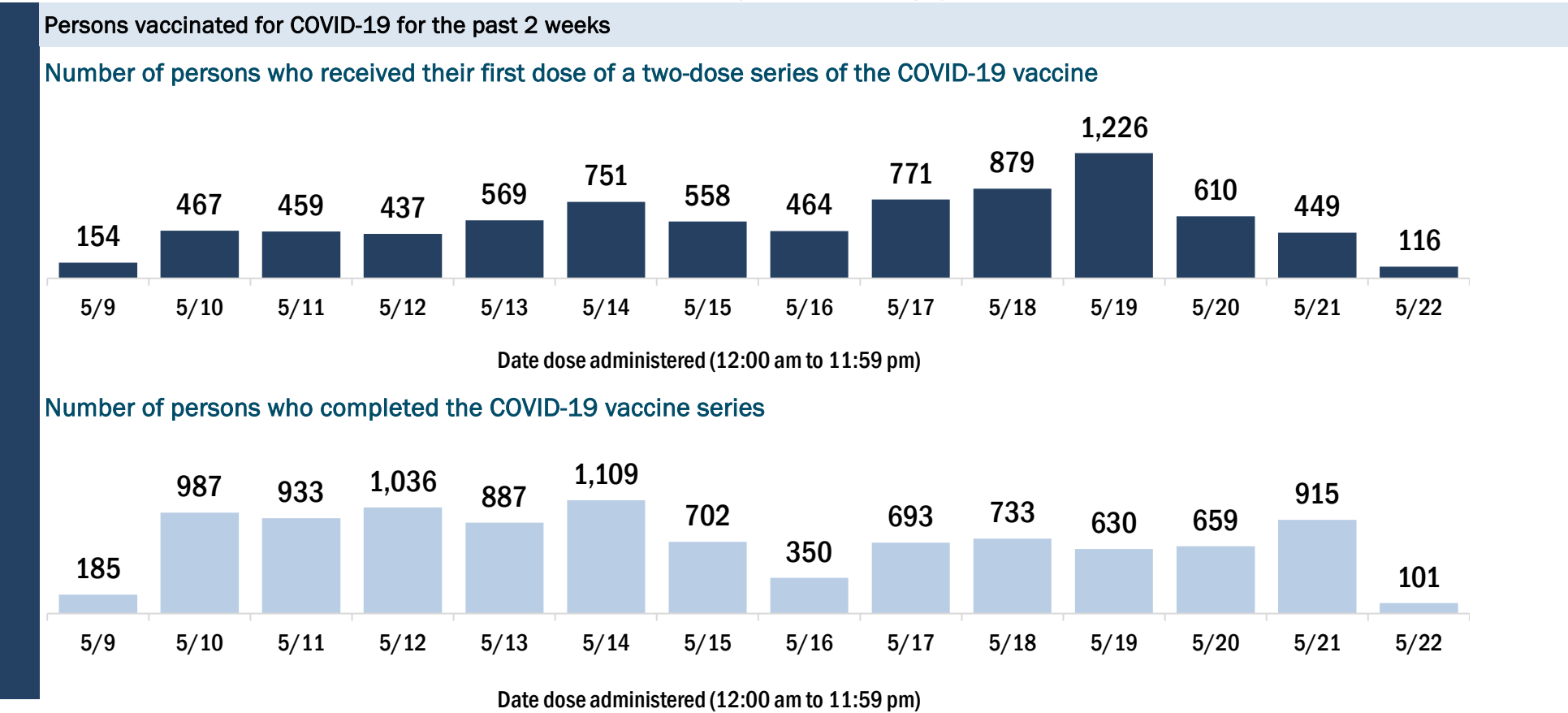
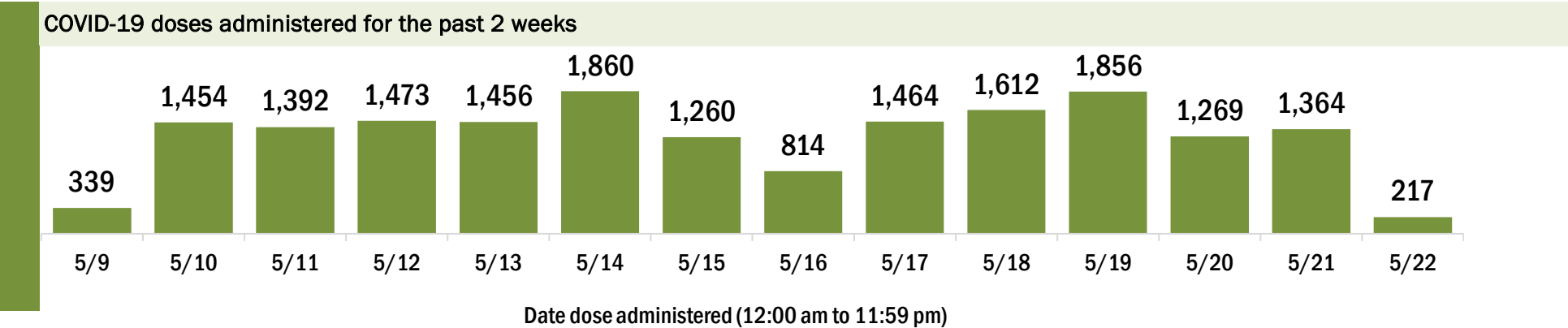
Data in this report are provisional and subject to change.

Data in this summary pertain to COVID-19 vaccines approved by the U.S. Food and Drug Administration and have been issued an Emergency Use Authorization (Janssen COVID-19 Vaccine, Moderna COVID-19 Vaccine and Pfizer-BioNTech COVID-19 Vaccine). These data summarize the number of people who have received either their first dose or have completed the series for a COVID-19 vaccine. **A person can only be counted in one category, first dose or series complete.** For persons receiving Moderna or Pfizer vaccines, once they receive their second dose, they are moved from the first dose column to the series completed column. **Because of this, the total first dose category may show a change from report to report not matching the total receiving their first dose from the previous day.** Persons receiving Johnson & Johnson vaccines will always be counted in the series completed column.

COVID-19 doses for vaccinated persons in Florida	
Doses administered	308,070
People receiving one dose of a 1-dose series (Johnson & Johnson) or receiving only one dose of a 2-dose series (Moderna, Pfizer) count once. Persons receiving both doses of a 2-dose series count twice.	

Current status of persons vaccinated for COVID-19 in Florida	
Total people vaccinated	172,529
First dose	28,586
Series completed	143,943
Completed 1-dose series	8,402
Completed 2-dose series	135,541
First dose: current number of people who have only received their first dose of the Moderna or Pfizer vaccine.	
Series complete: current number of people who have received both Moderna or Pfizer vaccine doses or one Johnson & Johnson dose and are considered fully immunized.	

Demographic summary	First dose	Series complete	Total people vaccinated
Age group	28,586	143,943	172,529
12-14 years	1,226	0	1,226
15-24 years	3,320	6,494	9,814
25-34 years	3,201	8,232	11,433
35-44 years	3,669	11,289	14,958
45-54 years	4,061	16,052	20,113
55-64 years	4,861	26,409	31,270
65-74 years	4,331	40,831	45,162
75-84 years	2,777	26,830	29,607
85+ years	1,140	7,806	8,946
Race	28,586	143,943	172,529
White	17,432	105,159	122,591
Black	2,123	7,967	10,090
American Indian/Alaskan	176	807	983
Other	3,595	13,293	16,888
Unknown	5,260	16,717	21,977
Other race includes Asian, native Hawaiian/Pacific Islander, or other.			
Ethnicity	28,586	143,943	172,529
Hispanic	4,122	12,472	16,594
Non-Hispanic	12,407	84,319	96,726
Unknown	12,057	47,152	59,209
Gender	28,586	143,943	172,529
Female	15,361	79,877	95,238
Male	13,180	63,952	77,132
Unknown	45	114	159



COVID-19: Lee County vaccine summary

Vaccination data through May 22, 2021 as of May 23, 2021 at 12:05 AM

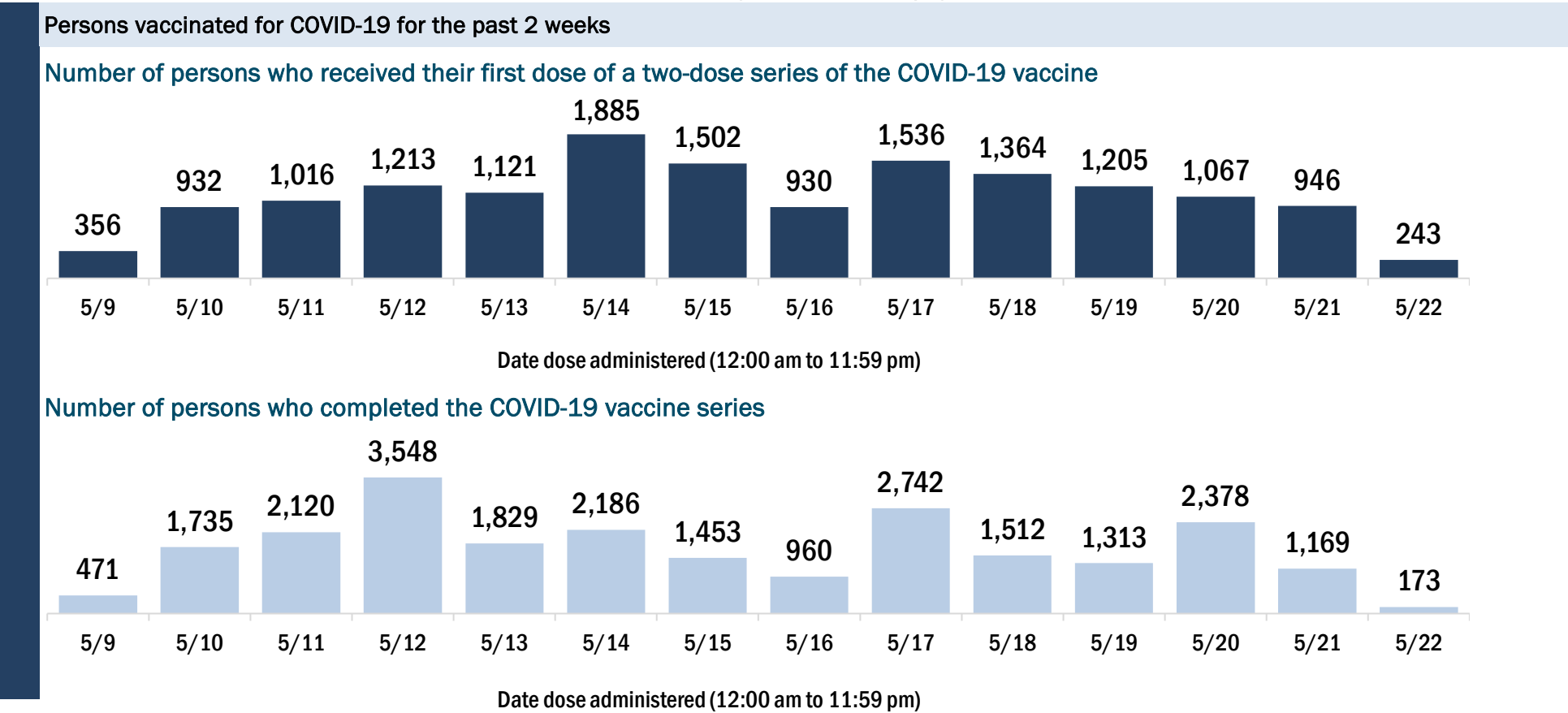
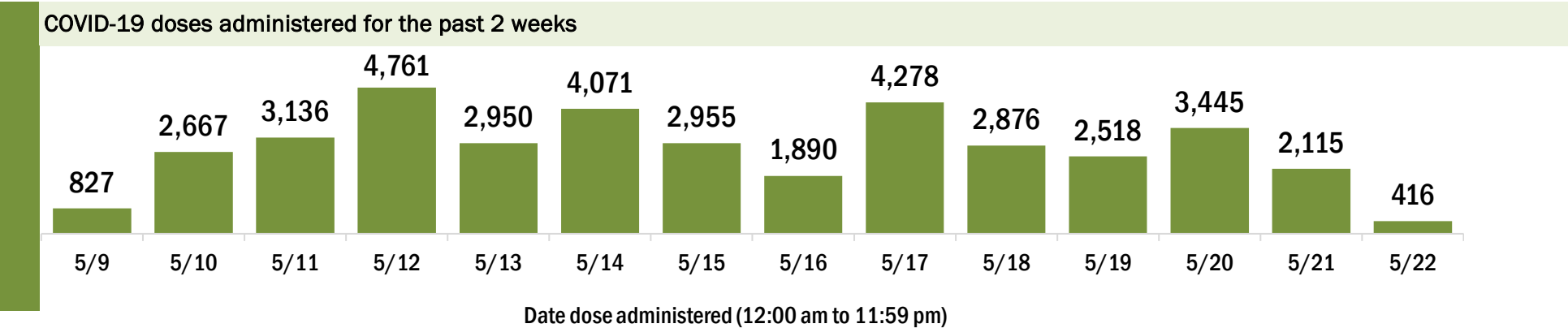
Data in this report are provisional and subject to change.

Data in this summary pertain to COVID-19 vaccines approved by the U.S. Food and Drug Administration and have been issued an Emergency Use Authorization (Janssen COVID-19 Vaccine, Moderna COVID-19 Vaccine and Pfizer-BioNTech COVID-19 Vaccine). These data summarize the number of people who have received either their first dose or have completed the series for a COVID-19 vaccine. **A person can only be counted in one category, first dose or series complete.** For persons receiving Moderna or Pfizer vaccines, once they receive their second dose, they are moved from the first dose column to the series completed column. **Because of this, the total first dose category may show a change from report to report not matching the total receiving their first dose from the previous day.** Persons receiving Johnson & Johnson vaccines will always be counted in the series completed column.

COVID-19 doses for vaccinated persons in Florida	
Doses administered	634,015
People receiving one dose of a 1-dose series (Johnson & Johnson) or receiving only one dose of a 2-dose series (Moderna, Pfizer) count once. Persons receiving both doses of a 2-dose series count twice.	

Current status of persons vaccinated for COVID-19 in Florida	
Total people vaccinated	358,244
First dose	64,640
Series completed	293,604
Completed 1-dose series	17,833
Completed 2-dose series	275,771
First dose: current number of people who have only received their first dose of the Moderna or Pfizer vaccine.	
Series complete: current number of people who have received both Moderna or Pfizer vaccine doses or one Johnson & Johnson dose and are considered fully immunized.	

Demographic summary	First dose	Series complete	Total people vaccinated
Age group	64,640	293,604	358,244
12-14 years	1,200	0	1,200
15-24 years	6,608	8,612	15,220
25-34 years	6,219	13,888	20,107
35-44 years	7,865	19,304	27,169
45-54 years	9,163	29,013	38,176
55-64 years	12,037	56,335	68,372
65-74 years	11,708	95,153	106,861
75-84 years	7,257	56,325	63,582
85+ years	2,583	14,974	17,557
Race	64,640	293,604	358,244
White	41,954	209,641	251,595
Black	3,098	7,911	11,009
American Indian/Alaskan	267	1,030	1,297
Other	6,855	20,925	27,780
Unknown	12,466	54,097	66,563
Other race includes Asian, native Hawaiian/Pacific Islander, or other.			
Ethnicity	64,640	293,604	358,244
Hispanic	12,316	26,989	39,305
Non-Hispanic	28,783	165,836	194,619
Unknown	23,541	100,779	124,320
Gender	64,640	293,604	358,244
Female	34,213	161,287	195,500
Male	30,261	131,861	162,122
Unknown	166	456	622



COVID-19: Leon County vaccine summary

Vaccination data through May 22, 2021 as of May 23, 2021 at 12:05 AM

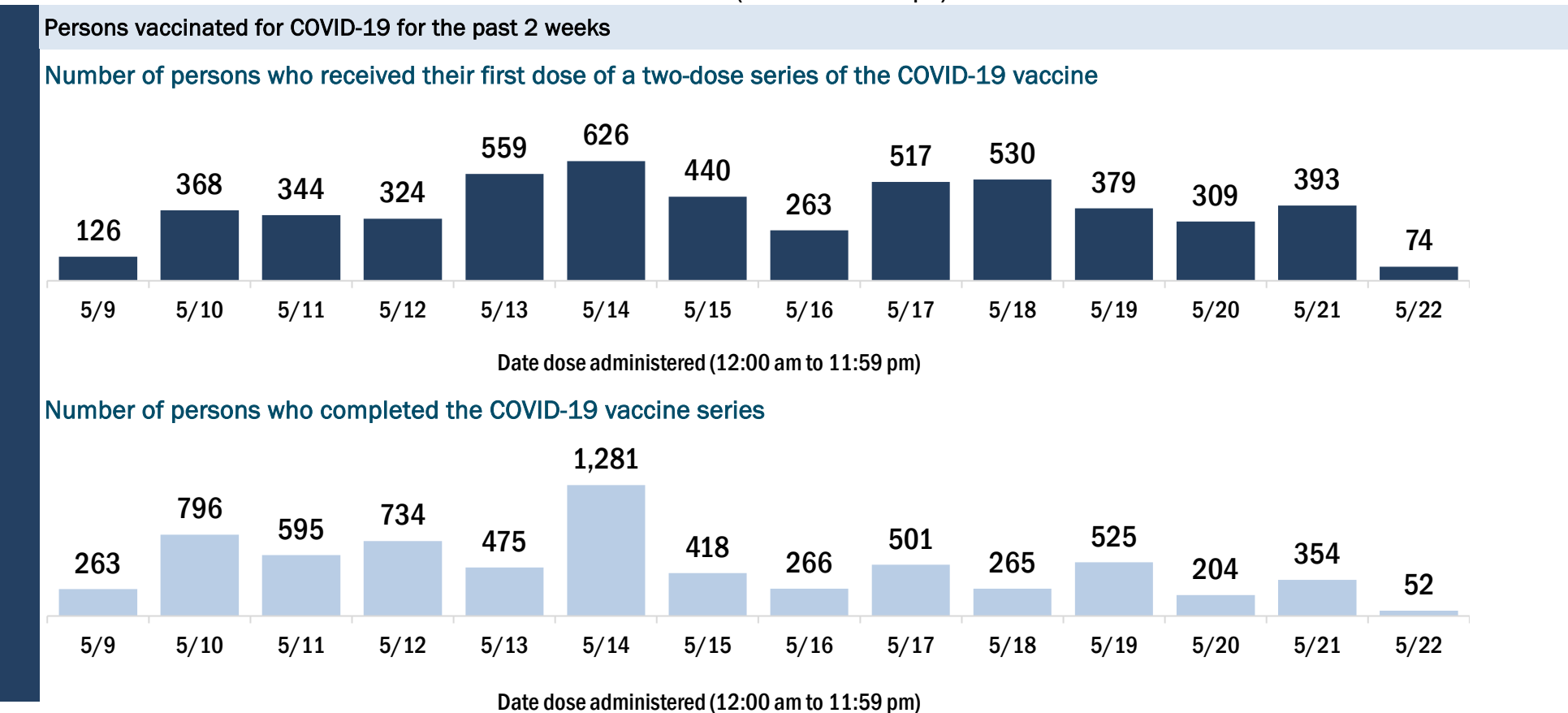
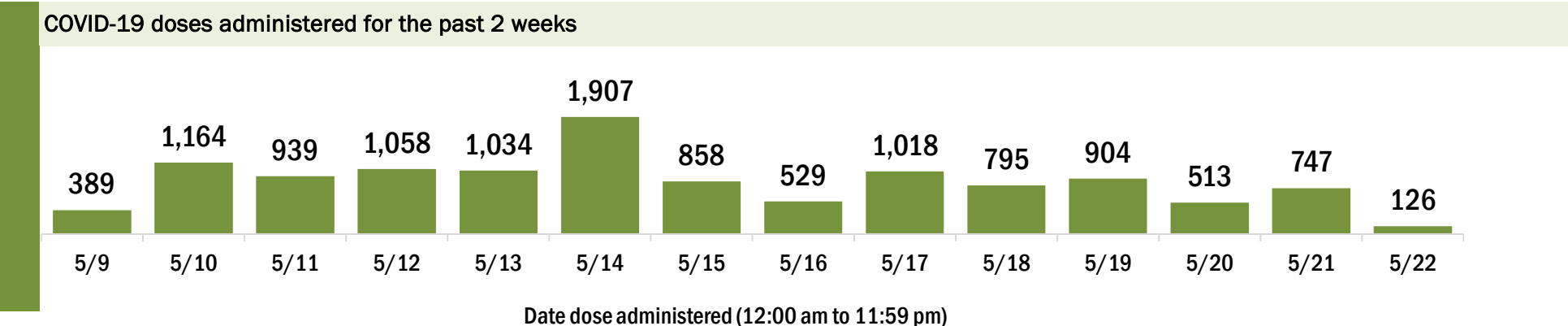
Data in this report are provisional and subject to change.

Data in this summary pertain to COVID-19 vaccines approved by the U.S. Food and Drug Administration and have been issued an Emergency Use Authorization (Janssen COVID-19 Vaccine, Moderna COVID-19 Vaccine and Pfizer-BioNTech COVID-19 Vaccine). These data summarize the number of people who have received either their first dose or have completed the series for a COVID-19 vaccine. **A person can only be counted in one category, first dose or series complete.** For persons receiving Moderna or Pfizer vaccines, once they receive their second dose, they are moved from the first dose column to the series completed column. **Because of this, the total first dose category may show a change from report to report not matching the total receiving their first dose from the previous day.** Persons receiving Johnson & Johnson vaccines will always be counted in the series completed column.

COVID-19 doses for vaccinated persons in Florida	
Doses administered	219,139
People receiving one dose of a 1-dose series (Johnson & Johnson) or receiving only one dose of a 2-dose series (Moderna, Pfizer) count once. Persons receiving both doses of a 2-dose series count twice.	

Current status of persons vaccinated for COVID-19 in Florida	
Total people vaccinated	122,240
First dose	20,082
Series completed	102,158
Completed 1-dose series	5,259
Completed 2-dose series	96,899
First dose: current number of people who have only received their first dose of the Moderna or Pfizer vaccine.	
Series complete: current number of people who have received both Moderna or Pfizer vaccine doses or one Johnson & Johnson dose and are considered fully immunized.	

Demographic summary	First dose	Series complete	Total people vaccinated
Age group	20,082	102,158	122,240
12-14 years	816	0	816
15-24 years	4,277	10,853	15,130
25-34 years	3,284	12,452	15,736
35-44 years	3,022	12,963	15,985
45-54 years	2,623	14,504	17,127
55-64 years	2,436	19,262	21,698
65-74 years	2,033	19,994	22,027
75-84 years	1,010	9,022	10,032
85+ years	581	3,108	3,689
Race	20,082	102,158	122,240
White	10,624	59,692	70,316
Black	3,820	14,580	18,400
American Indian/Alaskan	71	319	390
Other	2,554	17,794	20,348
Unknown	3,013	9,773	12,786
Other race includes Asian, native Hawaiian/Pacific Islander, or other.			
Ethnicity	20,082	102,158	122,240
Hispanic	1,457	5,113	6,570
Non-Hispanic	12,460	73,978	86,438
Unknown	6,165	23,067	29,232
Gender	20,082	102,158	122,240
Female	10,917	57,928	68,845
Male	9,118	44,186	53,304
Unknown	47	44	91



COVID-19: Levy County vaccine summary

Vaccination data through May 22, 2021 as of May 23, 2021 at 12:05 AM

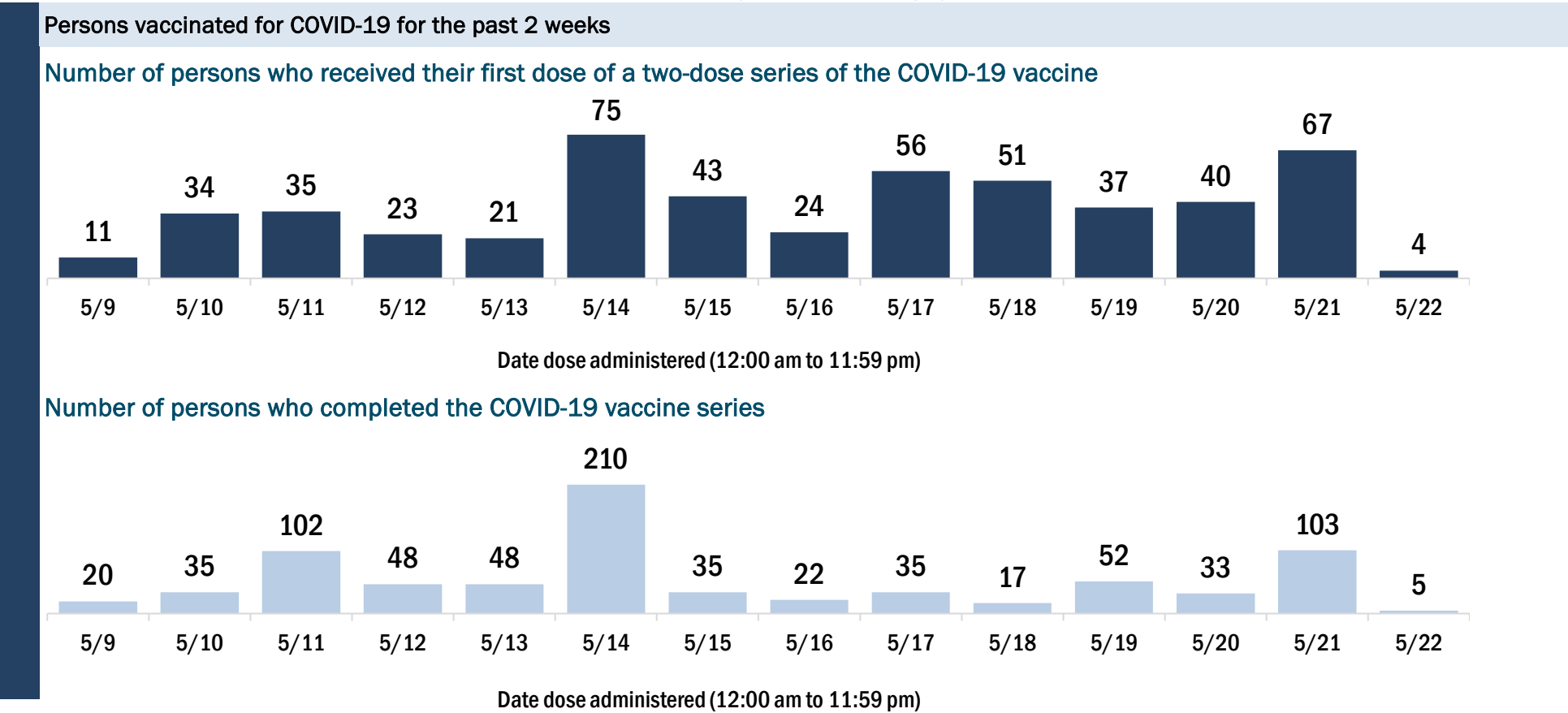
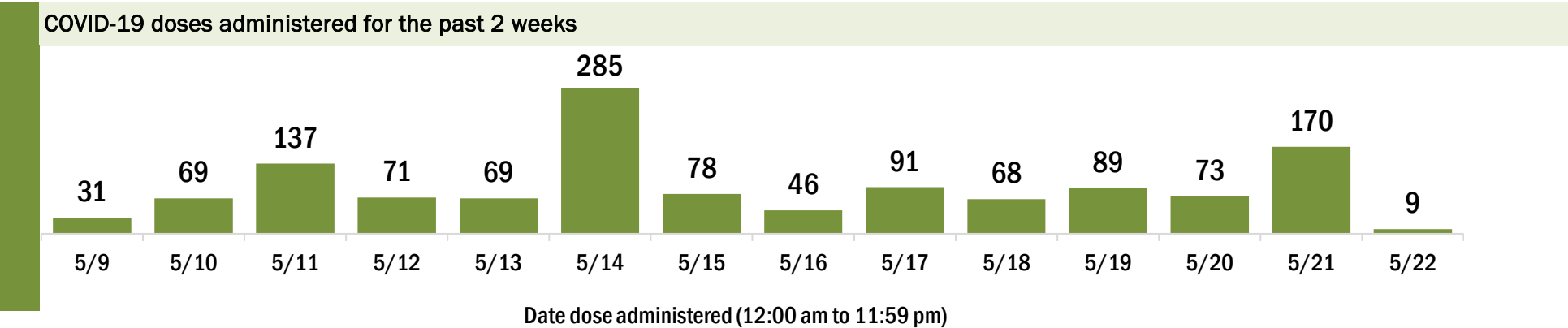
Data in this report are provisional and subject to change.

Data in this summary pertain to COVID-19 vaccines approved by the U.S. Food and Drug Administration and have been issued an Emergency Use Authorization (Janssen COVID-19 Vaccine, Moderna COVID-19 Vaccine and Pfizer-BioNTech COVID-19 Vaccine). These data summarize the number of people who have received either their first dose or have completed the series for a COVID-19 vaccine. **A person can only be counted in one category, first dose or series complete.** For persons receiving Moderna or Pfizer vaccines, once they receive their second dose, they are moved from the first dose column to the series completed column. **Because of this, the total first dose category may show a change from report to report not matching the total receiving their first dose from the previous day.** Persons receiving Johnson & Johnson vaccines will always be counted in the series completed column.

COVID-19 doses for vaccinated persons in Florida	
Doses administered	22,614
People receiving one dose of a 1-dose series (Johnson & Johnson) or receiving only one dose of a 2-dose series (Moderna, Pfizer) count once. Persons receiving both doses of a 2-dose series count twice.	

Current status of persons vaccinated for COVID-19 in Florida	
Total people vaccinated	13,012
First dose	1,987
Series completed	11,025
Completed 1-dose series	1,423
Completed 2-dose series	9,602
First dose: current number of people who have only received their first dose of the Moderna or Pfizer vaccine.	
Series complete: current number of people who have received both Moderna or Pfizer vaccine doses or one Johnson & Johnson dose and are considered fully immunized.	

Demographic summary	First dose	Series complete	Total people vaccinated
Age group	1,987	11,025	13,012
12-14 years	31	0	31
15-24 years	153	264	417
25-34 years	196	433	629
35-44 years	216	593	809
45-54 years	267	1,041	1,308
55-64 years	488	2,431	2,919
65-74 years	400	3,776	4,176
75-84 years	187	2,001	2,188
85+ years	49	486	535
Race	1,987	11,025	13,012
White	1,377	8,729	10,106
Black	192	716	908
American Indian/Alaskan	10	57	67
Other	179	625	804
Unknown	229	898	1,127
Other race includes Asian, native Hawaiian/Pacific Islander, or other.			
Ethnicity	1,987	11,025	13,012
Hispanic	193	564	757
Non-Hispanic	1,235	8,007	9,242
Unknown	559	2,454	3,013
Gender	1,987	11,025	13,012
Female	1,106	6,200	7,306
Male	879	4,824	5,703
Unknown	2	1	3



COVID-19: Liberty County vaccine summary

Vaccination data through May 22, 2021 as of May 23, 2021 at 12:05 AM

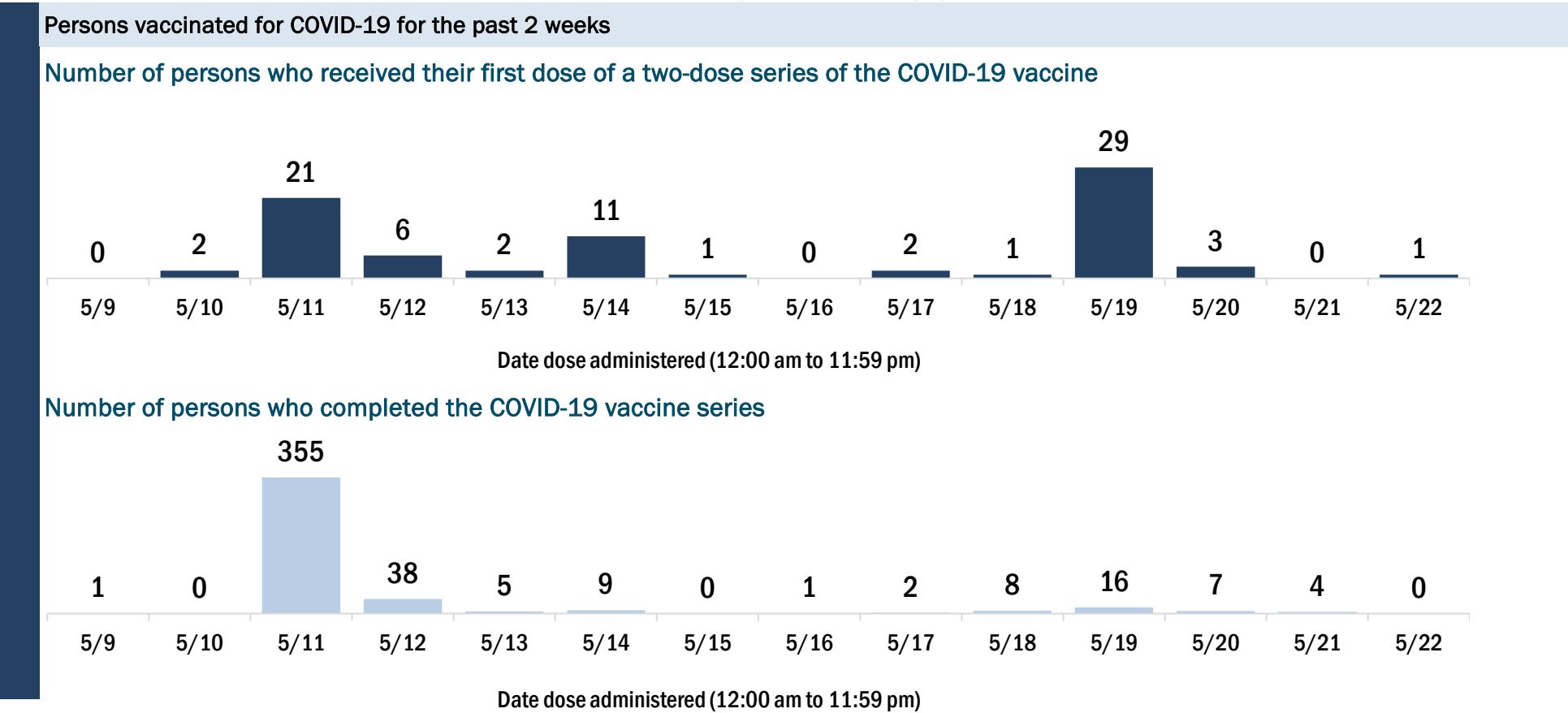
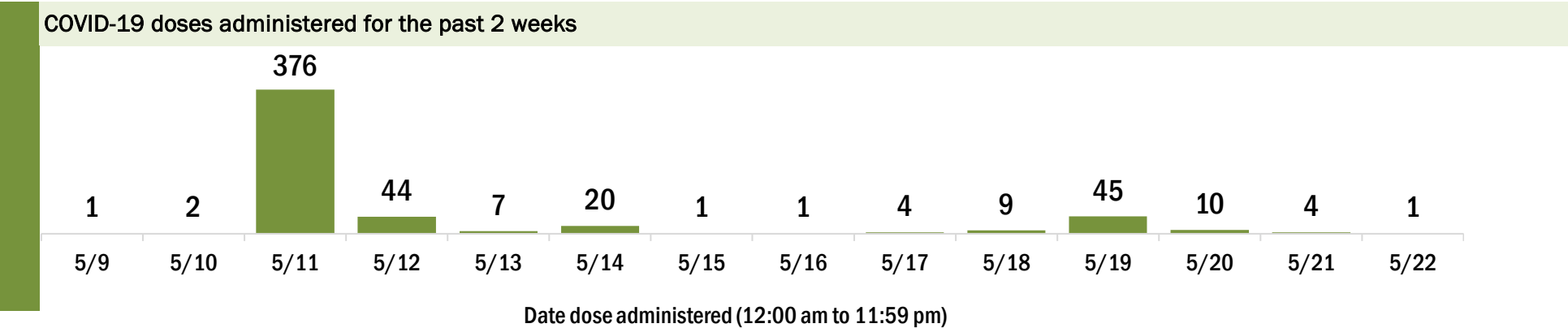
Data in this report are provisional and subject to change.

Data in this summary pertain to COVID-19 vaccines approved by the U.S. Food and Drug Administration and have been issued an Emergency Use Authorization (Janssen COVID-19 Vaccine, Moderna COVID-19 Vaccine and Pfizer-BioNTech COVID-19 Vaccine). These data summarize the number of people who have received either their first dose or have completed the series for a COVID-19 vaccine. **A person can only be counted in one category, first dose or series complete.** For persons receiving Moderna or Pfizer vaccines, once they receive their second dose, they are moved from the first dose column to the series completed column. **Because of this, the total first dose category may show a change from report to report not matching the total receiving their first dose from the previous day.** Persons receiving Johnson & Johnson vaccines will always be counted in the series completed column.

COVID-19 doses for vaccinated persons in Florida	
Doses administered	3,809
People receiving one dose of a 1-dose series (Johnson & Johnson) or receiving only one dose of a 2-dose series (Moderna, Pfizer) count once. Persons receiving both doses of a 2-dose series count twice.	

Current status of persons vaccinated for COVID-19 in Florida	
Total people vaccinated	2,125
First dose	338
Series completed	1,787
Completed 1-dose series	103
Completed 2-dose series	1,684
First dose: current number of people who have only received their first dose of the Moderna or Pfizer vaccine.	
Series complete: current number of people who have received both Moderna or Pfizer vaccine doses or one Johnson & Johnson dose and are considered fully immunized.	

Demographic summary	First dose	Series complete	Total people vaccinated
Age group	338	1,787	2,125
12-14 years	0	0	0
15-24 years	19	44	63
25-34 years	50	104	154
35-44 years	64	204	268
45-54 years	68	253	321
55-64 years	71	435	506
65-74 years	43	454	497
75-84 years	19	234	253
85+ years	4	59	63
Race	338	1,787	2,125
White	156	1,083	1,239
Black	41	180	221
American Indian/Alaskan	2	11	13
Other	21	127	148
Unknown	118	386	504
Other race includes Asian, native Hawaiian/Pacific Islander, or other.			
Ethnicity	338	1,787	2,125
Hispanic	13	24	37
Non-Hispanic	111	789	900
Unknown	214	974	1,188
Gender	338	1,787	2,125
Female	114	765	879
Male	224	1,022	1,246
Unknown	0	0	0



COVID-19: Madison County vaccine summary

Vaccination data through May 22, 2021 as of May 23, 2021 at 12:05 AM

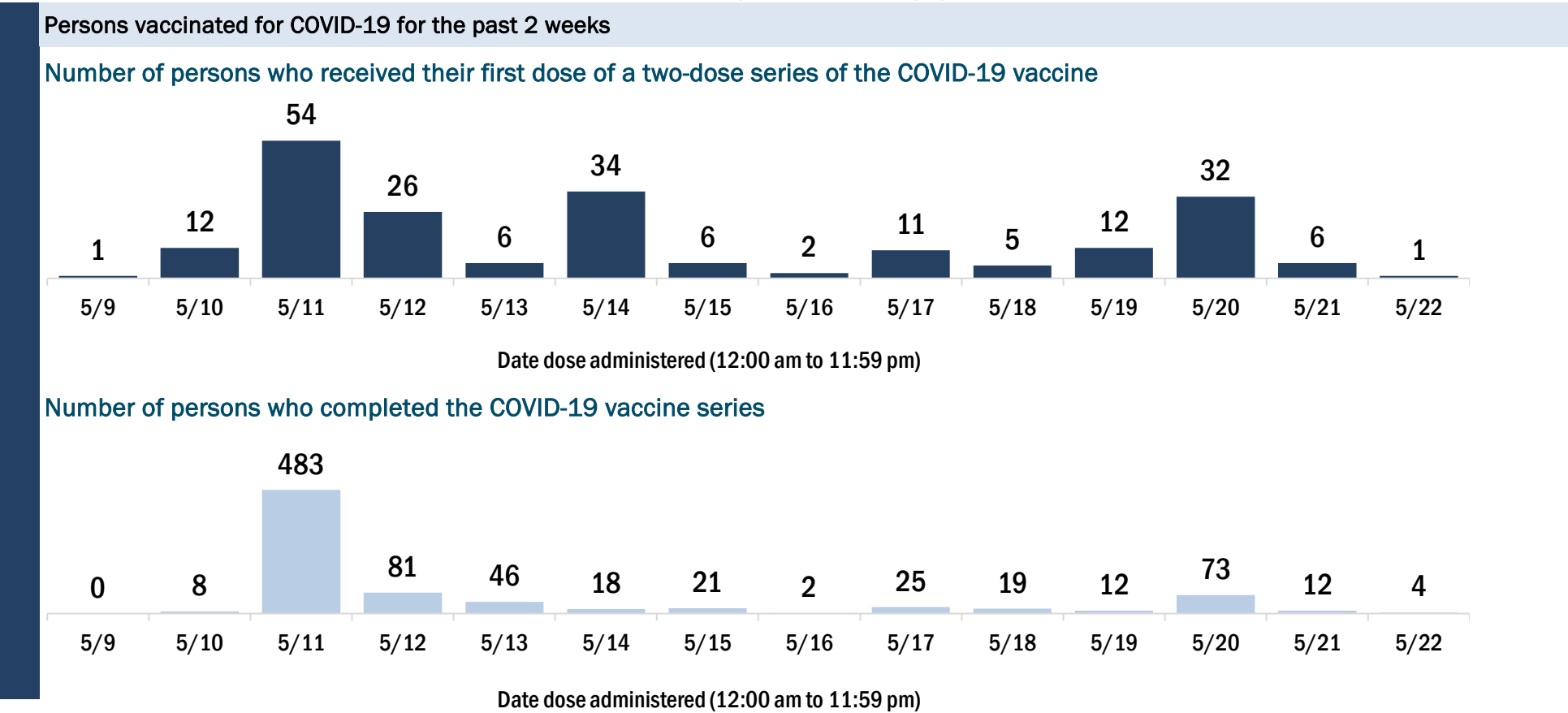
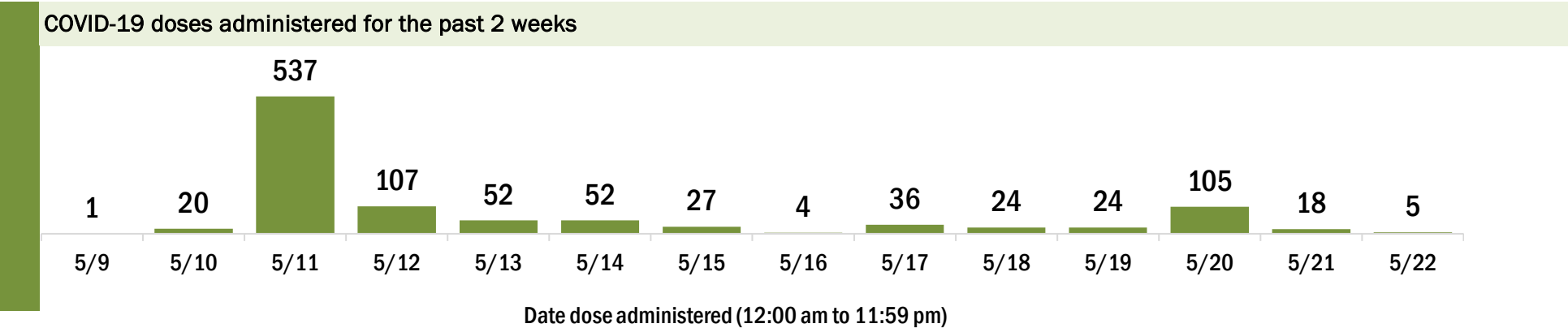
Data in this report are provisional and subject to change.

Data in this summary pertain to COVID-19 vaccines approved by the U.S. Food and Drug Administration and have been issued an Emergency Use Authorization (Janssen COVID-19 Vaccine, Moderna COVID-19 Vaccine and Pfizer-BioNTech COVID-19 Vaccine). These data summarize the number of people who have received either their first dose or have completed the series for a COVID-19 vaccine. **A person can only be counted in one category, first dose or series complete.** For persons receiving Moderna or Pfizer vaccines, once they receive their second dose, they are moved from the first dose column to the series completed column. **Because of this, the total first dose category may show a change from report to report not matching the total receiving their first dose from the previous day.** Persons receiving Johnson & Johnson vaccines will always be counted in the series completed column.

COVID-19 doses for vaccinated persons in Florida	
Doses administered	10,191
People receiving one dose of a 1-dose series (Johnson & Johnson) or receiving only one dose of a 2-dose series (Moderna, Pfizer) count once. Persons receiving both doses of a 2-dose series count twice.	

Current status of persons vaccinated for COVID-19 in Florida	
Total people vaccinated	5,810
First dose	955
Series completed	4,855
Completed 1-dose series	474
Completed 2-dose series	4,381
First dose: current number of people who have only received their first dose of the Moderna or Pfizer vaccine.	
Series complete: current number of people who have received both Moderna or Pfizer vaccine doses or one Johnson & Johnson dose and are considered fully immunized.	

Demographic summary	First dose	Series complete	Total people vaccinated
Age group	955	4,855	5,810
12-14 years	4	0	4
15-24 years	62	105	167
25-34 years	106	221	327
35-44 years	124	424	548
45-54 years	174	639	813
55-64 years	274	1,028	1,302
65-74 years	124	1,464	1,588
75-84 years	62	769	831
85+ years	25	205	230
Race	955	4,855	5,810
White	451	2,674	3,125
Black	343	1,543	1,886
American Indian/Alaskan	0	8	8
Other	73	387	460
Unknown	88	243	331
Other race includes Asian, native Hawaiian/Pacific Islander, or other.			
Ethnicity	955	4,855	5,810
Hispanic	52	231	283
Non-Hispanic	701	2,914	3,615
Unknown	202	1,710	1,912
Gender	955	4,855	5,810
Female	460	2,393	2,853
Male	495	2,462	2,957
Unknown	0	0	0



COVID-19: Manatee County vaccine summary

Vaccination data through May 22, 2021 as of May 23, 2021 at 12:05 AM

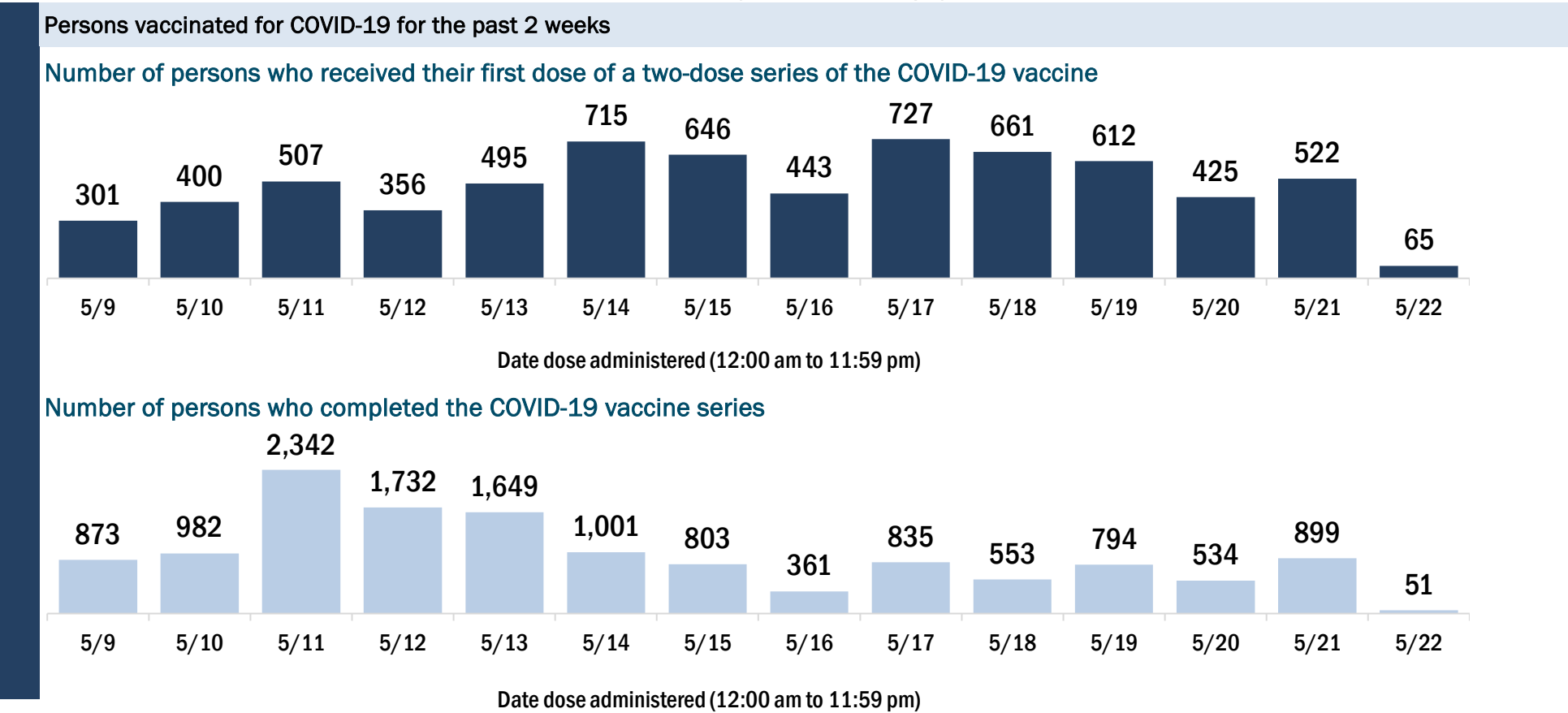
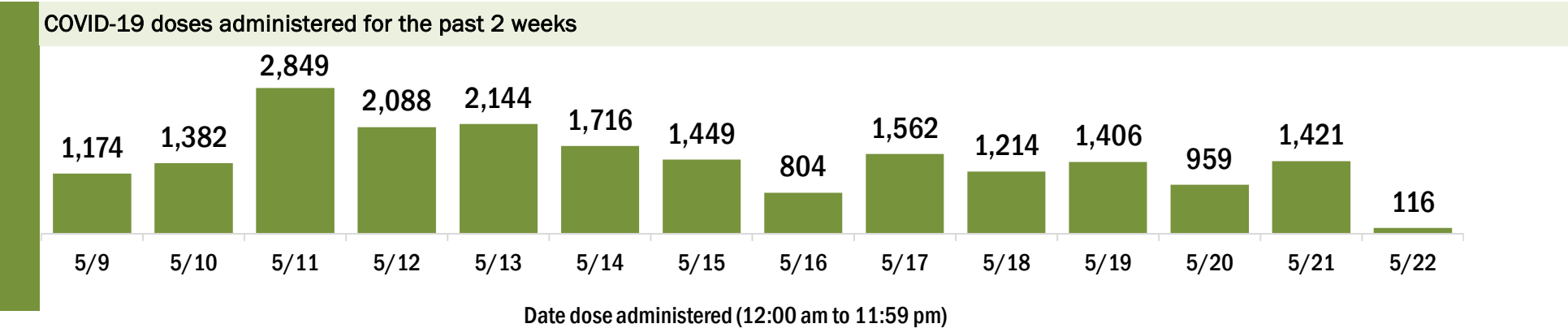
Data in this report are provisional and subject to change.

Data in this summary pertain to COVID-19 vaccines approved by the U.S. Food and Drug Administration and have been issued an Emergency Use Authorization (Janssen COVID-19 Vaccine, Moderna COVID-19 Vaccine and Pfizer-BioNTech COVID-19 Vaccine). These data summarize the number of people who have received either their first dose or have completed the series for a COVID-19 vaccine. **A person can only be counted in one category, first dose or series complete.** For persons receiving Moderna or Pfizer vaccines, once they receive their second dose, they are moved from the first dose column to the series completed column. **Because of this, the total first dose category may show a change from report to report not matching the total receiving their first dose from the previous day.** Persons receiving Johnson & Johnson vaccines will always be counted in the series completed column.

COVID-19 doses for vaccinated persons in Florida	
Doses administered	326,829
People receiving one dose of a 1-dose series (Johnson & Johnson) or receiving only one dose of a 2-dose series (Moderna, Pfizer) count once. Persons receiving both doses of a 2-dose series count twice.	

Current status of persons vaccinated for COVID-19 in Florida	
Total people vaccinated	184,563
First dose	34,014
Series completed	150,549
Completed 1-dose series	8,283
Completed 2-dose series	142,266
First dose: current number of people who have only received their first dose of the Moderna or Pfizer vaccine.	
Series complete: current number of people who have received both Moderna or Pfizer vaccine doses or one Johnson & Johnson dose and are considered fully immunized.	

Demographic summary	First dose	Series complete	Total people vaccinated
Age group	34,014	150,549	184,563
12-14 years	657	0	657
15-24 years	3,117	5,524	8,641
25-34 years	3,057	8,111	11,168
35-44 years	3,639	11,243	14,882
45-54 years	4,637	17,041	21,678
55-64 years	6,038	30,380	36,418
65-74 years	6,875	45,153	52,028
75-84 years	4,331	25,413	29,744
85+ years	1,663	7,684	9,347
Race	34,014	150,549	184,563
White	23,403	114,054	137,457
Black	1,488	5,013	6,501
American Indian/Alaskan	155	618	773
Other	3,165	12,232	15,397
Unknown	5,803	18,632	24,435
Other race includes Asian, native Hawaiian/Pacific Islander, or other.			
Ethnicity	34,014	150,549	184,563
Hispanic	3,919	9,986	13,905
Non-Hispanic	17,707	90,789	108,496
Unknown	12,388	49,774	62,162
Gender	34,014	150,549	184,563
Female	18,171	82,945	101,116
Male	15,734	67,525	83,259
Unknown	109	79	188



COVID-19: Marion County vaccine summary

Vaccination data through May 22, 2021 as of May 23, 2021 at 12:05 AM

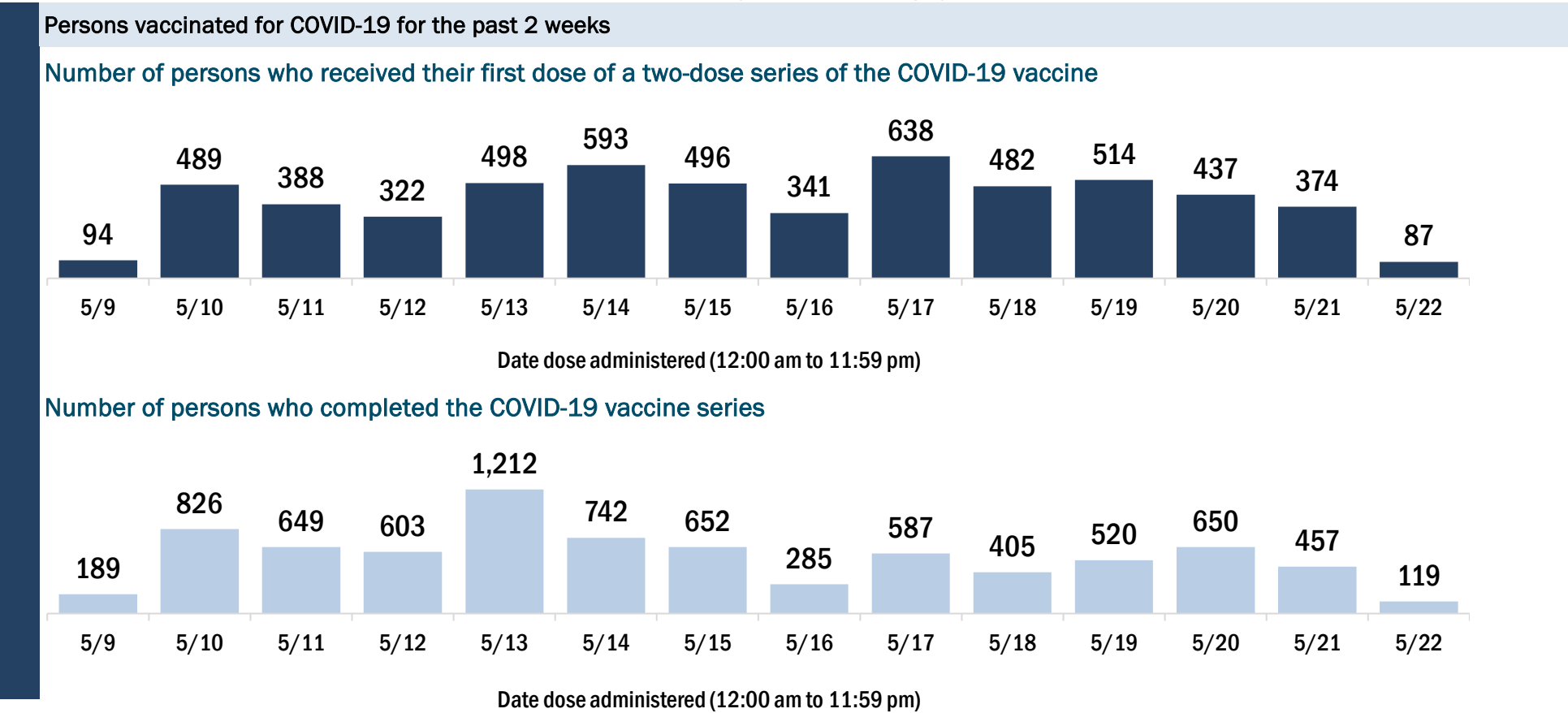
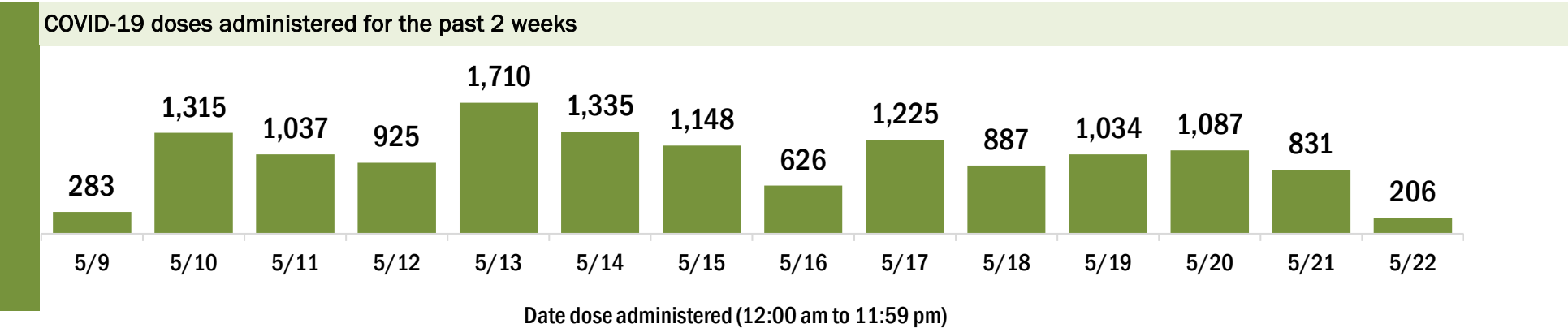
Data in this report are provisional and subject to change.

Data in this summary pertain to COVID-19 vaccines approved by the U.S. Food and Drug Administration and have been issued an Emergency Use Authorization (Janssen COVID-19 Vaccine, Moderna COVID-19 Vaccine and Pfizer-BioNTech COVID-19 Vaccine). These data summarize the number of people who have received either their first dose or have completed the series for a COVID-19 vaccine. **A person can only be counted in one category, first dose or series complete.** For persons receiving Moderna or Pfizer vaccines, once they receive their second dose, they are moved from the first dose column to the series completed column. **Because of this, the total first dose category may show a change from report to report not matching the total receiving their first dose from the previous day.** Persons receiving Johnson & Johnson vaccines will always be counted in the series completed column.

COVID-19 doses for vaccinated persons in Florida	
Doses administered	272,121
People receiving one dose of a 1-dose series (Johnson & Johnson) or receiving only one dose of a 2-dose series (Moderna, Pfizer) count once. Persons receiving both doses of a 2-dose series count twice.	

Current status of persons vaccinated for COVID-19 in Florida	
Total people vaccinated	151,477
First dose	24,048
Series completed	127,429
Completed 1-dose series	6,785
Completed 2-dose series	120,644
First dose: current number of people who have only received their first dose of the Moderna or Pfizer vaccine.	
Series complete: current number of people who have received both Moderna or Pfizer vaccine doses or one Johnson & Johnson dose and are considered fully immunized.	

Demographic summary	First dose	Series complete	Total people vaccinated
Age group	24,048	127,429	151,477
12-14 years	410	0	410
15-24 years	2,269	4,051	6,320
25-34 years	2,273	5,960	8,233
35-44 years	2,642	8,233	10,875
45-54 years	3,404	12,334	15,738
55-64 years	4,928	23,221	28,149
65-74 years	4,170	39,314	43,484
75-84 years	2,812	26,778	29,590
85+ years	1,140	7,538	8,678
Race	24,048	127,429	151,477
White	14,546	88,725	103,271
Black	2,055	8,769	10,824
American Indian/Alaskan	106	500	606
Other	2,993	11,702	14,695
Unknown	4,348	17,733	22,081
Other race includes Asian, native Hawaiian/Pacific Islander, or other.			
Ethnicity	24,048	127,429	151,477
Hispanic	3,250	10,506	13,756
Non-Hispanic	11,739	78,000	89,739
Unknown	9,059	38,923	47,982
Gender	24,048	127,429	151,477
Female	13,316	72,260	85,576
Male	10,683	55,122	65,805
Unknown	49	47	96



COVID-19: Martin County vaccine summary

Vaccination data through May 22, 2021 as of May 23, 2021 at 12:05 AM

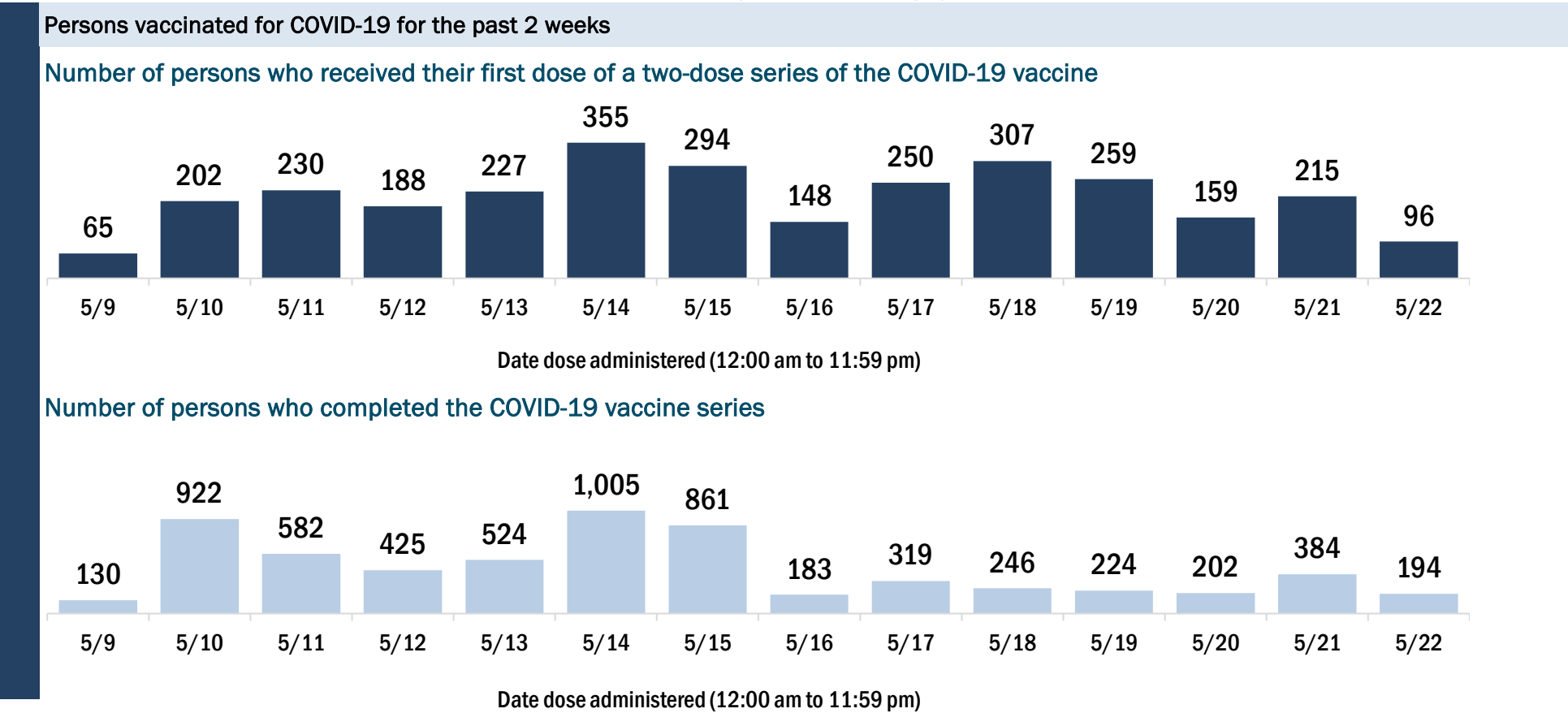
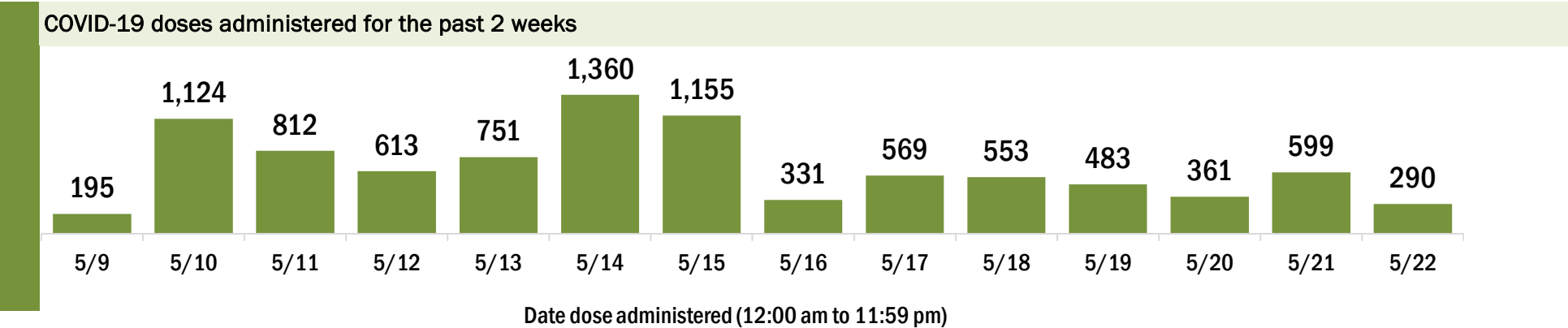
Data in this report are provisional and subject to change.

Data in this summary pertain to COVID-19 vaccines approved by the U.S. Food and Drug Administration and have been issued an Emergency Use Authorization (Janssen COVID-19 Vaccine, Moderna COVID-19 Vaccine and Pfizer-BioNTech COVID-19 Vaccine). These data summarize the number of people who have received either their first dose or have completed the series for a COVID-19 vaccine. **A person can only be counted in one category, first dose or series complete.** For persons receiving Moderna or Pfizer vaccines, once they receive their second dose, they are moved from the first dose column to the series completed column. **Because of this, the total first dose category may show a change from report to report not matching the total receiving their first dose from the previous day.** Persons receiving Johnson & Johnson vaccines will always be counted in the series completed column.

COVID-19 doses for vaccinated persons in Florida	
Doses administered	141,648
People receiving one dose of a 1-dose series (Johnson & Johnson) or receiving only one dose of a 2-dose series (Moderna, Pfizer) count once. Persons receiving both doses of a 2-dose series count twice.	

Current status of persons vaccinated for COVID-19 in Florida	
Total people vaccinated	80,118
First dose	14,490
Series completed	65,628
Completed 1-dose series	4,098
Completed 2-dose series	61,530
First dose: current number of people who have only received their first dose of the Moderna or Pfizer vaccine.	
Series complete: current number of people who have received both Moderna or Pfizer vaccine doses or one Johnson & Johnson dose and are considered fully immunized.	

Demographic summary	First dose	Series complete	Total people vaccinated
Age group	14,490	65,628	80,118
12-14 years	296	0	296
15-24 years	1,297	2,039	3,336
25-34 years	1,168	2,647	3,815
35-44 years	1,402	4,246	5,648
45-54 years	2,049	6,549	8,598
55-64 years	3,438	13,362	16,800
65-74 years	2,392	19,161	21,553
75-84 years	1,670	12,902	14,572
85+ years	778	4,722	5,500
Race	14,490	65,628	80,118
White	10,028	44,991	55,019
Black	543	1,651	2,194
American Indian/Alaskan	55	139	194
Other	1,235	4,728	5,963
Unknown	2,629	14,119	16,748
Other race includes Asian, native Hawaiian/Pacific Islander, or other.			
Ethnicity	14,490	65,628	80,118
Hispanic	1,318	3,104	4,422
Non-Hispanic	7,226	29,862	37,088
Unknown	5,946	32,662	38,608
Gender	14,490	65,628	80,118
Female	7,563	36,136	43,699
Male	6,908	29,473	36,381
Unknown	19	19	38



COVID-19: Monroe County vaccine summary

Vaccination data through May 22, 2021 as of May 23, 2021 at 12:05 AM

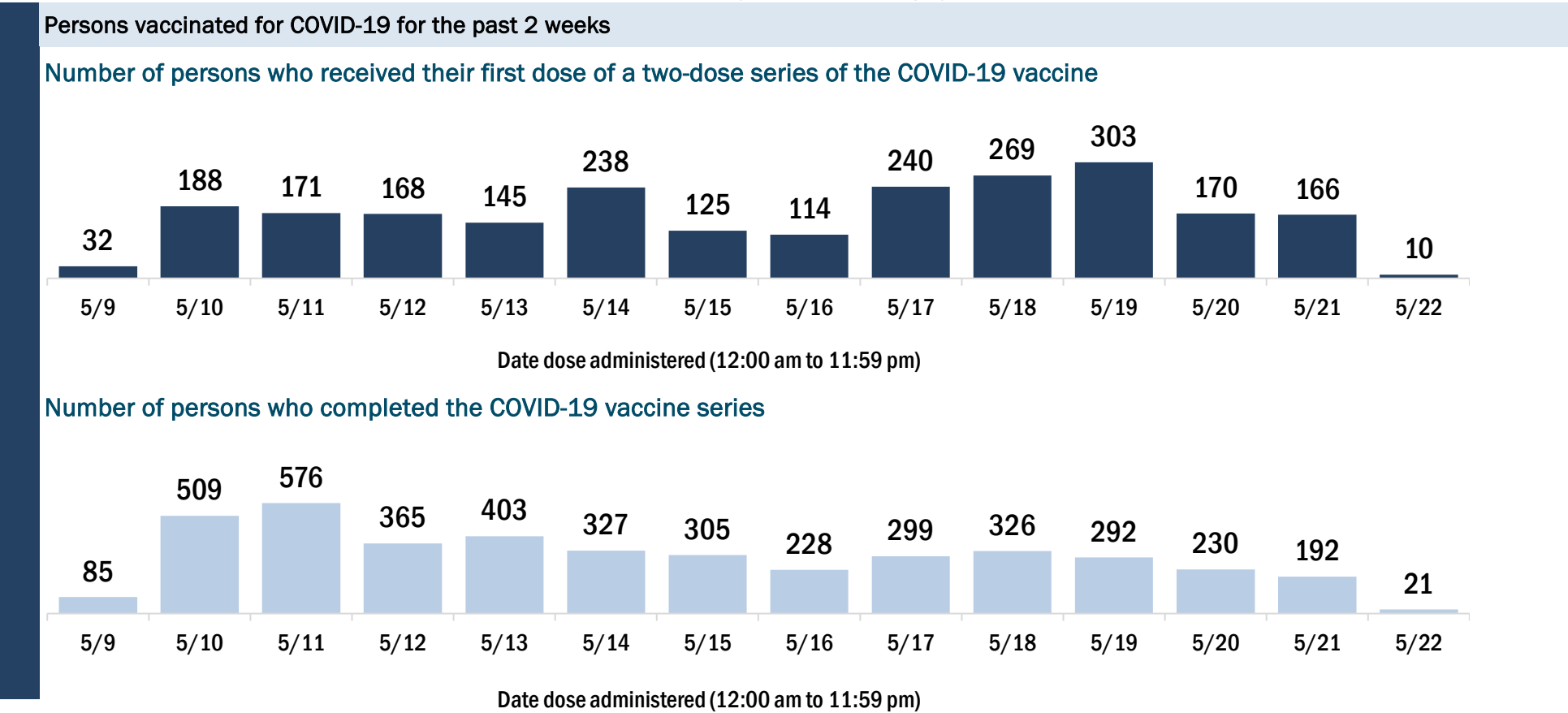
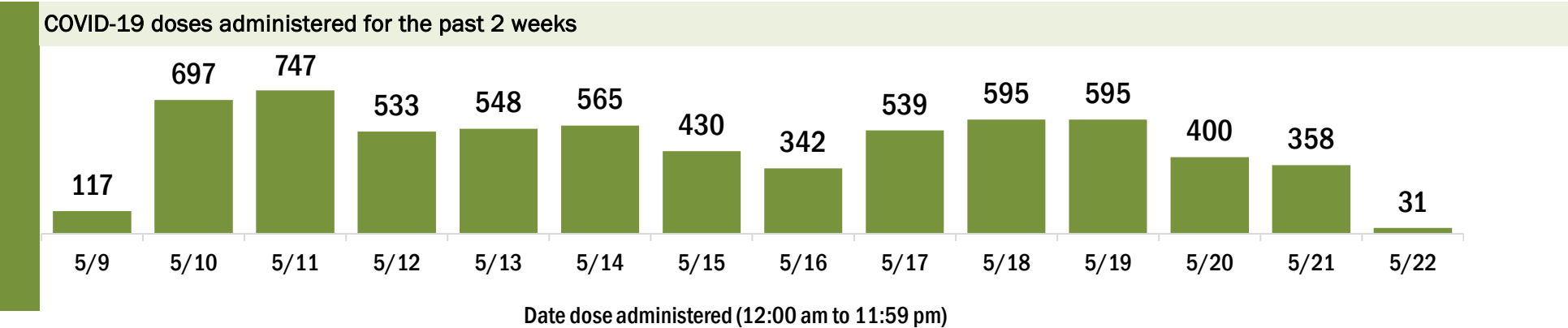
Data in this report are provisional and subject to change.

Data in this summary pertain to COVID-19 vaccines approved by the U.S. Food and Drug Administration and have been issued an Emergency Use Authorization (Janssen COVID-19 Vaccine, Moderna COVID-19 Vaccine and Pfizer-BioNTech COVID-19 Vaccine). These data summarize the number of people who have received either their first dose or have completed the series for a COVID-19 vaccine. **A person can only be counted in one category, first dose or series complete.** For persons receiving Moderna or Pfizer vaccines, once they receive their second dose, they are moved from the first dose column to the series completed column. **Because of this, the total first dose category may show a change from report to report not matching the total receiving their first dose from the previous day.** Persons receiving Johnson & Johnson vaccines will always be counted in the series completed column.

COVID-19 doses for vaccinated persons in Florida	
Doses administered	70,126
People receiving one dose of a 1-dose series (Johnson & Johnson) or receiving only one dose of a 2-dose series (Moderna, Pfizer) count once. Persons receiving both doses of a 2-dose series count twice.	

Current status of persons vaccinated for COVID-19 in Florida	
Total people vaccinated	41,563
First dose	9,938
Series completed	31,625
Completed 1-dose series	3,062
Completed 2-dose series	28,563
First dose: current number of people who have only received their first dose of the Moderna or Pfizer vaccine.	
Series complete: current number of people who have received both Moderna or Pfizer vaccine doses or one Johnson & Johnson dose and are considered fully immunized.	

Demographic summary	First dose	Series complete	Total people vaccinated
Age group	9,938	31,625	41,563
12-14 years	123	0	123
15-24 years	796	988	1,784
25-34 years	1,196	1,837	3,033
35-44 years	1,482	2,761	4,243
45-54 years	1,847	4,208	6,055
55-64 years	2,250	7,481	9,731
65-74 years	1,531	9,327	10,858
75-84 years	573	4,025	4,598
85+ years	140	998	1,138
Race	9,938	31,625	41,563
White	6,437	22,746	29,183
Black	315	698	1,013
American Indian/Alaskan	37	114	151
Other	742	1,913	2,655
Unknown	2,407	6,154	8,561
Other race includes Asian, native Hawaiian/Pacific Islander, or other.			
Ethnicity	9,938	31,625	41,563
Hispanic	1,645	3,500	5,145
Non-Hispanic	4,446	17,388	21,834
Unknown	3,847	10,737	14,584
Gender	9,938	31,625	41,563
Female	4,855	16,244	21,099
Male	5,074	15,378	20,452
Unknown	9	3	12



COVID-19: Nassau County vaccine summary

Vaccination data through May 22, 2021 as of May 23, 2021 at 12:05 AM

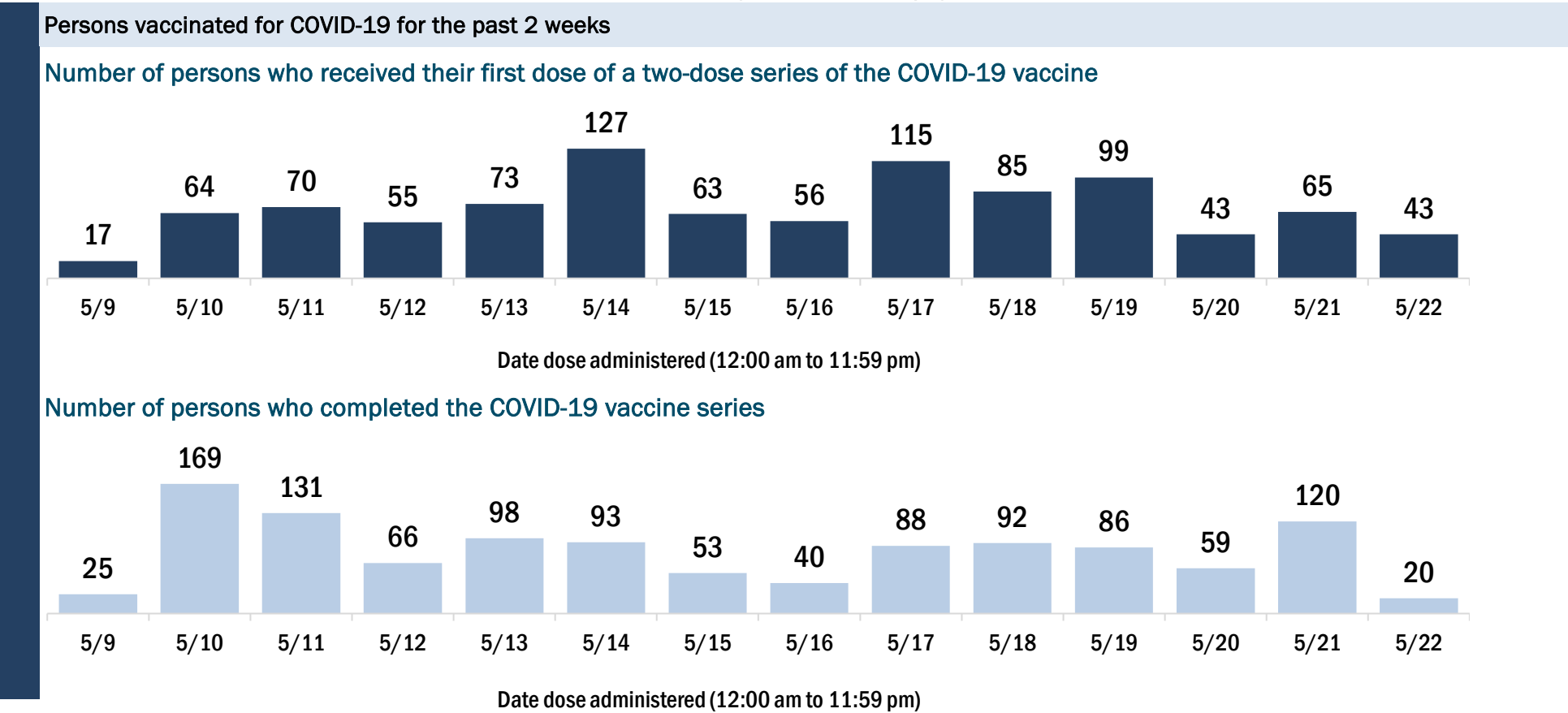
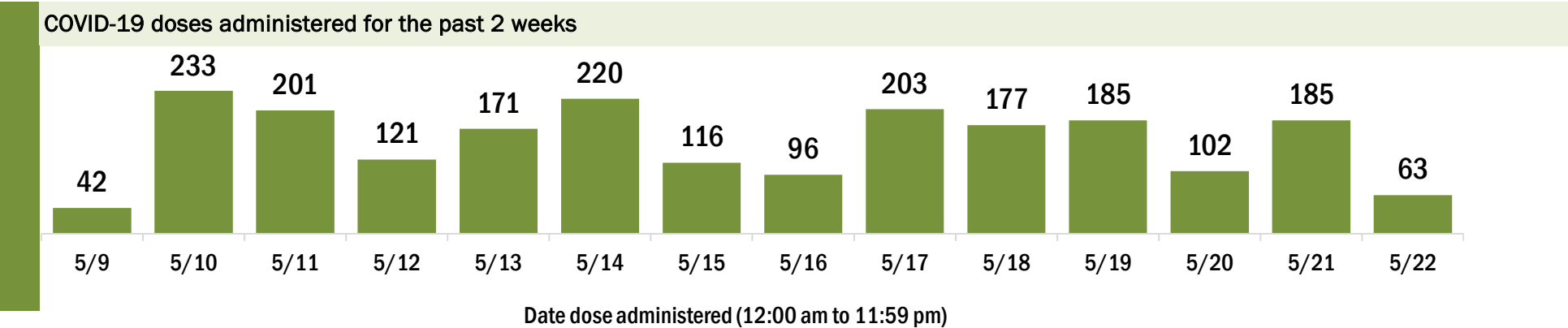
Data in this report are provisional and subject to change.

Data in this summary pertain to COVID-19 vaccines approved by the U.S. Food and Drug Administration and have been issued an Emergency Use Authorization (Janssen COVID-19 Vaccine, Moderna COVID-19 Vaccine and Pfizer-BioNTech COVID-19 Vaccine). These data summarize the number of people who have received either their first dose or have completed the series for a COVID-19 vaccine. **A person can only be counted in one category, first dose or series complete.** For persons receiving Moderna or Pfizer vaccines, once they receive their second dose, they are moved from the first dose column to the series completed column. **Because of this, the total first dose category may show a change from report to report not matching the total receiving their first dose from the previous day.** Persons receiving Johnson & Johnson vaccines will always be counted in the series completed column.

COVID-19 doses for vaccinated persons in Florida	
Doses administered	65,145
People receiving one dose of a 1-dose series (Johnson & Johnson) or receiving only one dose of a 2-dose series (Moderna, Pfizer) count once. Persons receiving both doses of a 2-dose series count twice.	

Current status of persons vaccinated for COVID-19 in Florida	
Total people vaccinated	35,842
First dose	4,007
Series completed	31,835
Completed 1-dose series	2,532
Completed 2-dose series	29,303
First dose: current number of people who have only received their first dose of the Moderna or Pfizer vaccine.	
Series complete: current number of people who have received both Moderna or Pfizer vaccine doses or one Johnson & Johnson dose and are considered fully immunized.	

Demographic summary	First dose	Series complete	Total people vaccinated
Age group	4,007	31,835	35,842
12-14 years	135	0	135
15-24 years	487	1,122	1,609
25-34 years	413	1,497	1,910
35-44 years	454	2,460	2,914
45-54 years	561	3,642	4,203
55-64 years	707	7,238	7,945
65-74 years	719	9,795	10,514
75-84 years	404	4,727	5,131
85+ years	127	1,354	1,481
Race	4,007	31,835	35,842
White	2,845	25,800	28,645
Black	203	1,507	1,710
American Indian/Alaskan	17	128	145
Other	247	1,611	1,858
Unknown	695	2,789	3,484
Other race includes Asian, native Hawaiian/Pacific Islander, or other.			
Ethnicity	4,007	31,835	35,842
Hispanic	190	914	1,104
Non-Hispanic	2,521	24,970	27,491
Unknown	1,296	5,951	7,247
Gender	4,007	31,835	35,842
Female	2,149	17,661	19,810
Male	1,851	14,172	16,023
Unknown	7	2	9



COVID-19: Okaloosa County vaccine summary

Vaccination data through May 22, 2021 as of May 23, 2021 at 12:05 AM

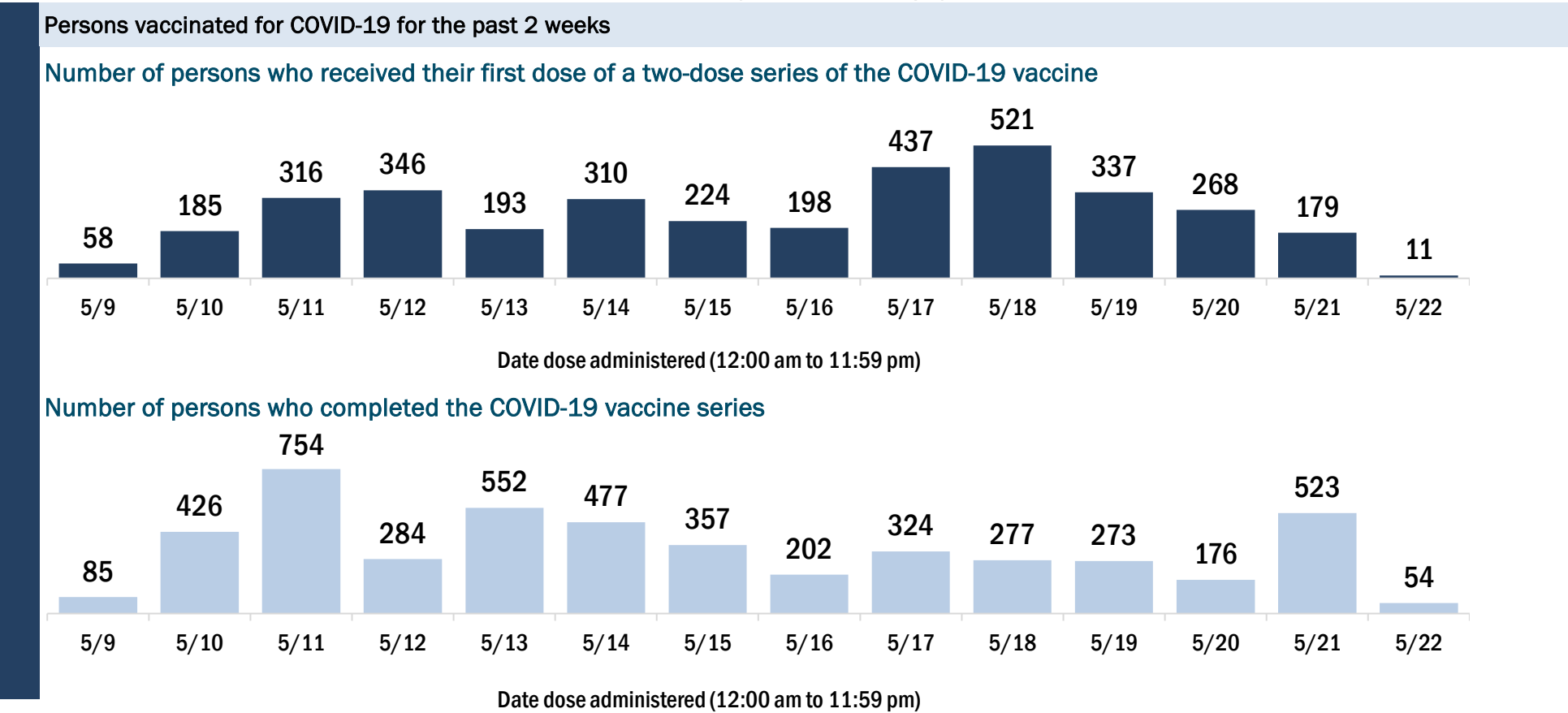
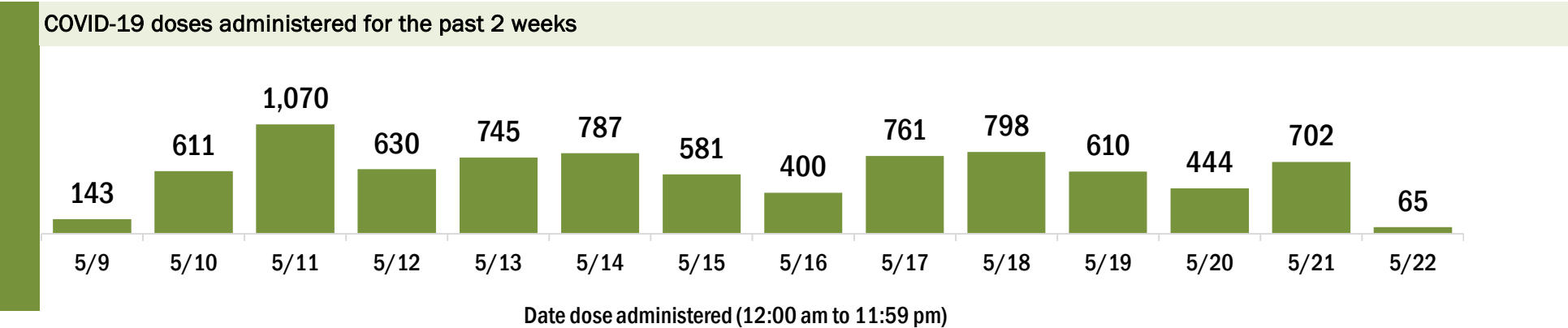
Data in this report are provisional and subject to change.

Data in this summary pertain to COVID-19 vaccines approved by the U.S. Food and Drug Administration and have been issued an Emergency Use Authorization (Janssen COVID-19 Vaccine, Moderna COVID-19 Vaccine and Pfizer-BioNTech COVID-19 Vaccine). These data summarize the number of people who have received either their first dose or have completed the series for a COVID-19 vaccine. **A person can only be counted in one category, first dose or series complete.** For persons receiving Moderna or Pfizer vaccines, once they receive their second dose, they are moved from the first dose column to the series completed column. **Because of this, the total first dose category may show a change from report to report not matching the total receiving their first dose from the previous day.** Persons receiving Johnson & Johnson vaccines will always be counted in the series completed column.

COVID-19 doses for vaccinated persons in Florida	
Doses administered	117,070
People receiving one dose of a 1-dose series (Johnson & Johnson) or receiving only one dose of a 2-dose series (Moderna, Pfizer) count once. Persons receiving both doses of a 2-dose series count twice.	

Current status of persons vaccinated for COVID-19 in Florida	
Total people vaccinated	66,760
First dose	11,317
Series completed	55,443
Completed 1-dose series	5,133
Completed 2-dose series	50,310
First dose: current number of people who have only received their first dose of the Moderna or Pfizer vaccine.	
Series complete: current number of people who have received both Moderna or Pfizer vaccine doses or one Johnson & Johnson dose and are considered fully immunized.	

Demographic summary	First dose	Series complete	Total people vaccinated
Age group	11,317	55,443	66,760
12-14 years	307	0	307
15-24 years	1,387	2,456	3,843
25-34 years	1,670	4,092	5,762
35-44 years	1,606	5,419	7,025
45-54 years	1,586	6,698	8,284
55-64 years	2,018	12,518	14,536
65-74 years	1,514	13,991	15,505
75-84 years	890	7,516	8,406
85+ years	339	2,753	3,092
Race	11,317	55,443	66,760
White	6,266	37,957	44,223
Black	721	3,154	3,875
American Indian/Alaskan	81	243	324
Other	1,254	5,293	6,547
Unknown	2,995	8,796	11,791
Other race includes Asian, native Hawaiian/Pacific Islander, or other.			
Ethnicity	11,317	55,443	66,760
Hispanic	858	2,519	3,377
Non-Hispanic	5,346	34,630	39,976
Unknown	5,113	18,294	23,407
Gender	11,317	55,443	66,760
Female	6,095	31,070	37,165
Male	5,115	24,343	29,458
Unknown	107	30	137



COVID-19: Okeechobee County vaccine summary

Vaccination data through May 22, 2021 as of May 23, 2021 at 12:05 AM

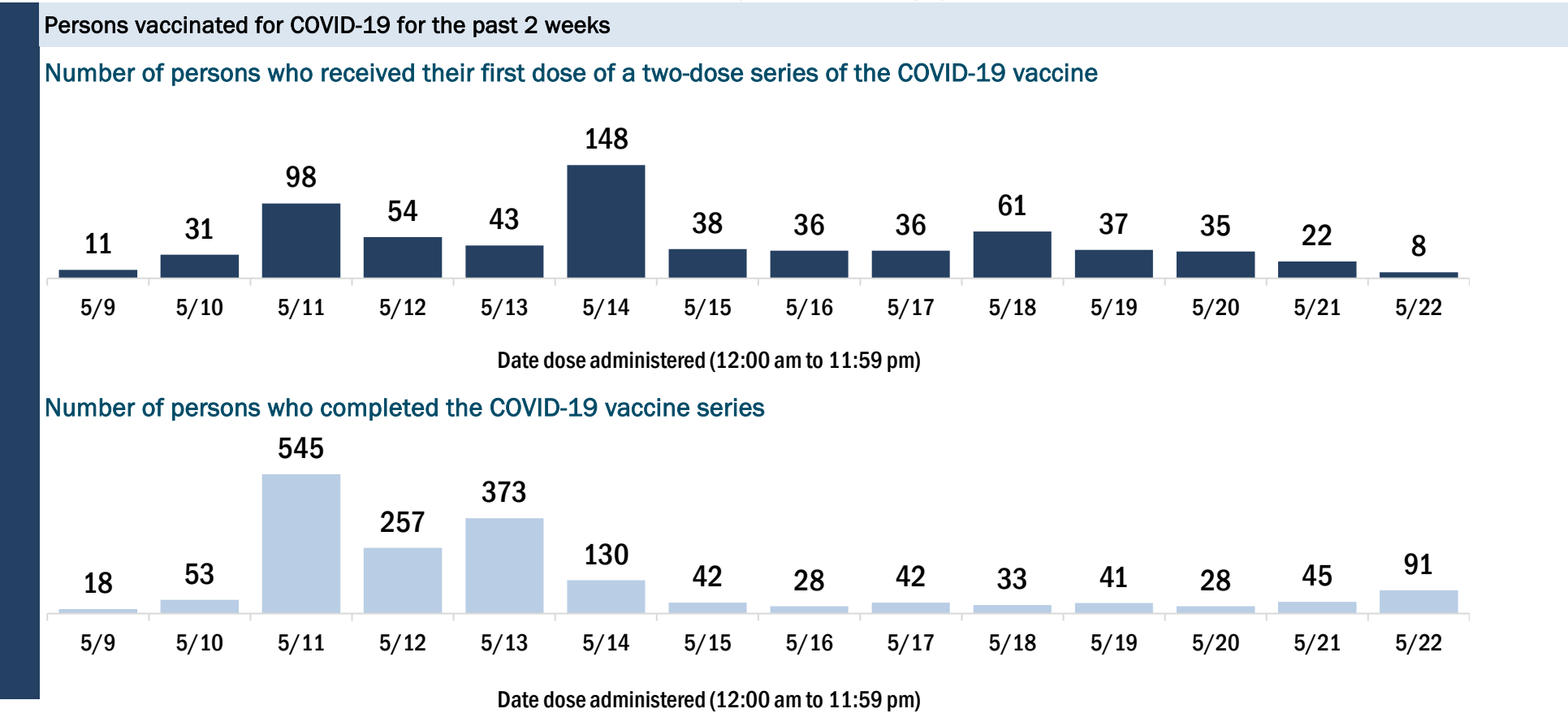
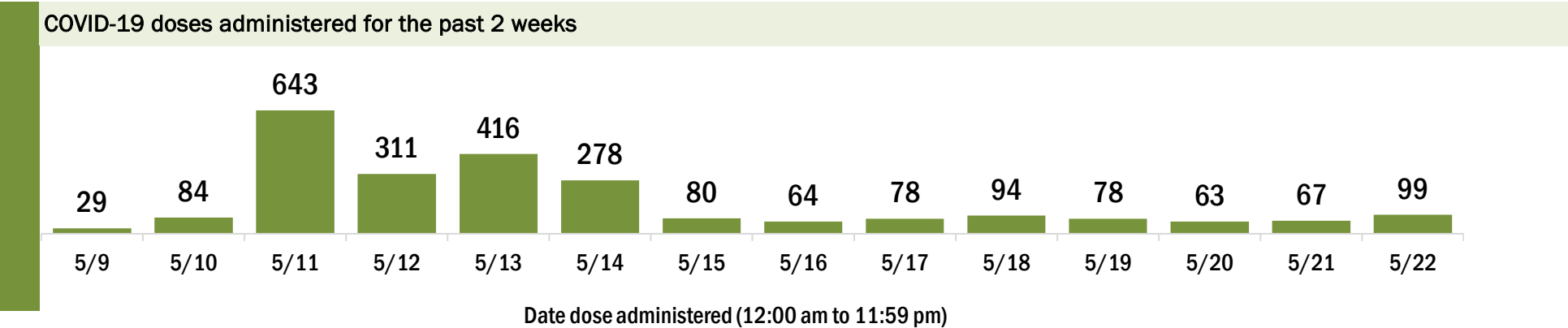
Data in this report are provisional and subject to change.

Data in this summary pertain to COVID-19 vaccines approved by the U.S. Food and Drug Administration and have been issued an Emergency Use Authorization (Janssen COVID-19 Vaccine, Moderna COVID-19 Vaccine and Pfizer-BioNTech COVID-19 Vaccine). These data summarize the number of people who have received either their first dose or have completed the series for a COVID-19 vaccine. **A person can only be counted in one category, first dose or series complete.** For persons receiving Moderna or Pfizer vaccines, once they receive their second dose, they are moved from the first dose column to the series completed column. **Because of this, the total first dose category may show a change from report to report not matching the total receiving their first dose from the previous day.** Persons receiving Johnson & Johnson vaccines will always be counted in the series completed column.

COVID-19 doses for vaccinated persons in Florida	
Doses administered	21,685
People receiving one dose of a 1-dose series (Johnson & Johnson) or receiving only one dose of a 2-dose series (Moderna, Pfizer) count once. Persons receiving both doses of a 2-dose series count twice.	

Current status of persons vaccinated for COVID-19 in Florida	
Total people vaccinated	12,346
First dose	2,144
Series completed	10,202
Completed 1-dose series	863
Completed 2-dose series	9,339
First dose: current number of people who have only received their first dose of the Moderna or Pfizer vaccine.	
Series complete: current number of people who have received both Moderna or Pfizer vaccine doses or one Johnson & Johnson dose and are considered fully immunized.	

Demographic summary	First dose	Series complete	Total people vaccinated
Age group	2,144	10,202	12,346
12-14 years	29	0	29
15-24 years	211	296	507
25-34 years	247	565	812
35-44 years	270	808	1,078
45-54 years	349	1,186	1,535
55-64 years	484	1,965	2,449
65-74 years	321	2,955	3,276
75-84 years	190	1,899	2,089
85+ years	43	528	571
Race	2,144	10,202	12,346
White	1,362	7,527	8,889
Black	94	315	409
American Indian/Alaskan	5	45	50
Other	251	921	1,172
Unknown	432	1,394	1,826
Other race includes Asian, native Hawaiian/Pacific Islander, or other.			
Ethnicity	2,144	10,202	12,346
Hispanic	491	1,367	1,858
Non-Hispanic	911	6,340	7,251
Unknown	742	2,495	3,237
Gender	2,144	10,202	12,346
Female	959	5,191	6,150
Male	1,179	5,011	6,190
Unknown	6	0	6



COVID-19: Orange County vaccine summary

Vaccination data through May 22, 2021 as of May 23, 2021 at 12:05 AM

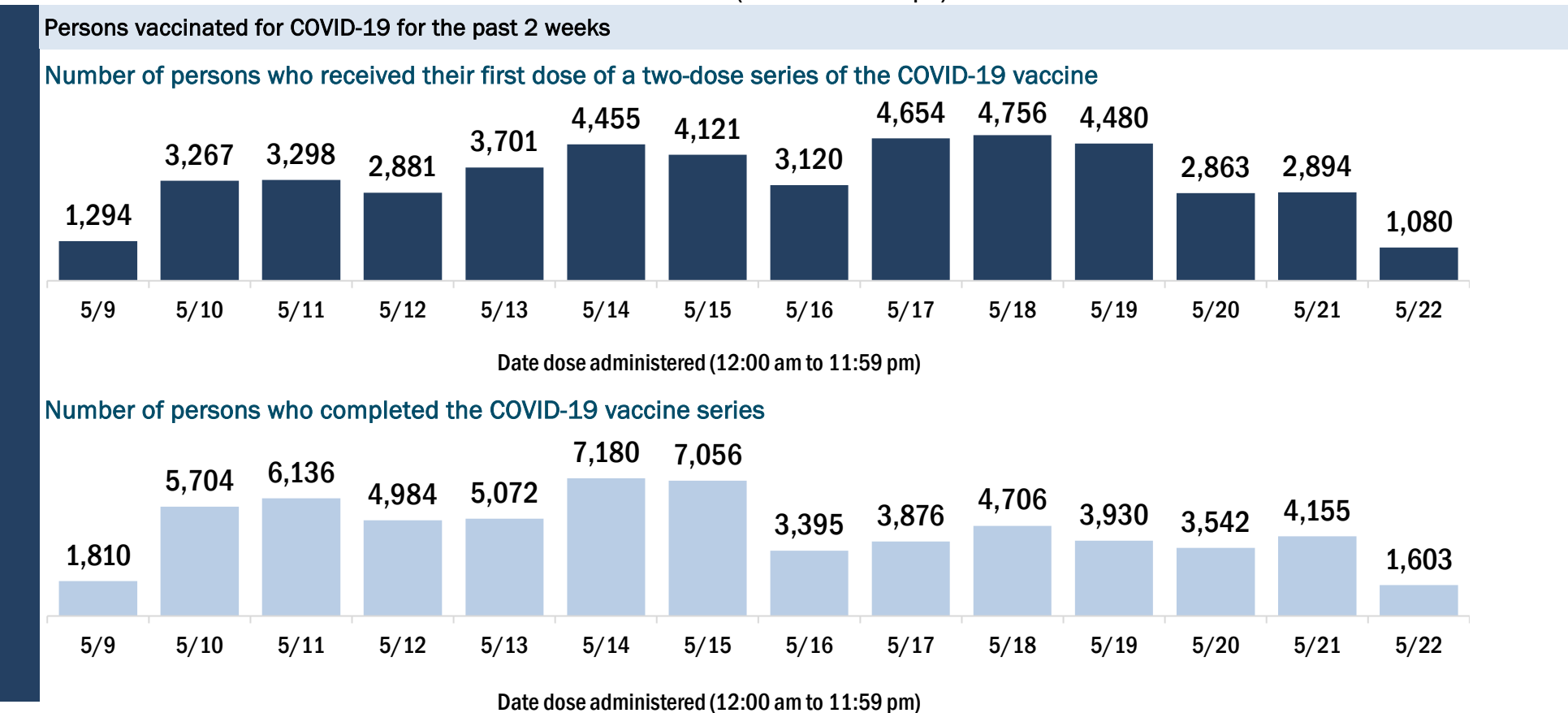
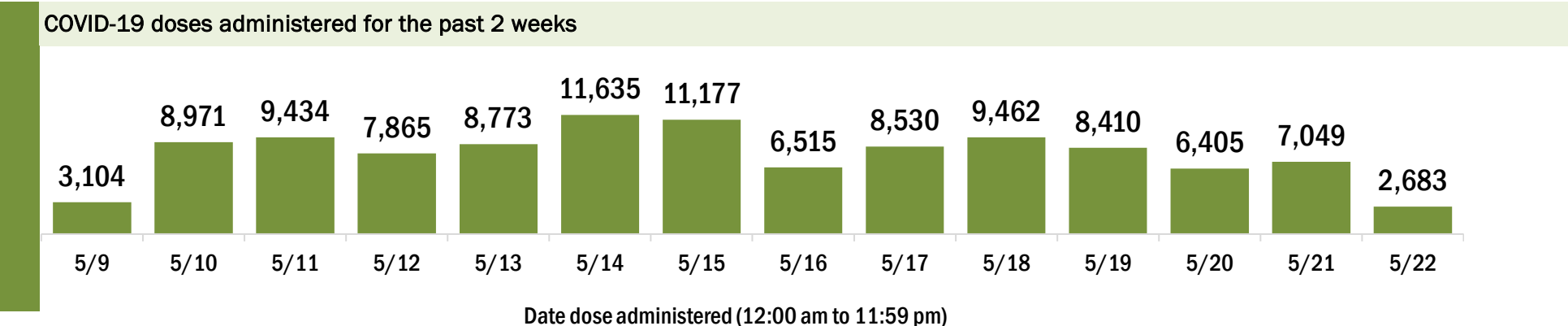
Data in this report are provisional and subject to change.

Data in this summary pertain to COVID-19 vaccines approved by the U.S. Food and Drug Administration and have been issued an Emergency Use Authorization (Janssen COVID-19 Vaccine, Moderna COVID-19 Vaccine and Pfizer-BioNTech COVID-19 Vaccine). These data summarize the number of people who have received either their first dose or have completed the series for a COVID-19 vaccine. **A person can only be counted in one category, first dose or series complete.** For persons receiving Moderna or Pfizer vaccines, once they receive their second dose, they are moved from the first dose column to the series completed column. **Because of this, the total first dose category may show a change from report to report not matching the total receiving their first dose from the previous day.** Persons receiving Johnson & Johnson vaccines will always be counted in the series completed column.

COVID-19 doses for vaccinated persons in Florida	
Doses administered	1,041,403
People receiving one dose of a 1-dose series (Johnson & Johnson) or receiving only one dose of a 2-dose series (Moderna, Pfizer) count once. Persons receiving both doses of a 2-dose series count twice.	

Current status of persons vaccinated for COVID-19 in Florida	
Total people vaccinated	616,376
First dose	123,230
Series completed	493,146
Completed 1-dose series	68,119
Completed 2-dose series	425,027
First dose: current number of people who have only received their first dose of the Moderna or Pfizer vaccine.	
Series complete: current number of people who have received both Moderna or Pfizer vaccine doses or one Johnson & Johnson dose and are considered fully immunized.	

Demographic summary	First dose	Series complete	Total people vaccinated
Age group	123,230	493,146	616,376
12-14 years	5,907	0	5,907
15-24 years	21,558	45,723	67,281
25-34 years	22,226	66,286	88,512
35-44 years	21,641	80,357	101,998
45-54 years	19,366	87,321	106,687
55-64 years	15,776	91,562	107,338
65-74 years	8,992	75,728	84,720
75-84 years	4,599	34,161	38,760
85+ years	3,165	12,008	15,173
Race	123,230	493,146	616,376
White	60,040	292,432	352,472
Black	12,723	39,567	52,290
American Indian/Alaskan	608	1,564	2,172
Other	23,718	84,795	108,513
Unknown	26,141	74,788	100,929
Other race includes Asian, native Hawaiian/Pacific Islander, or other.			
Ethnicity	123,230	493,146	616,376
Hispanic	29,788	69,829	99,617
Non-Hispanic	40,888	241,928	282,816
Unknown	52,554	181,389	233,943
Gender	123,230	493,146	616,376
Female	63,632	266,996	330,628
Male	57,882	225,070	282,952
Unknown	1,716	1,080	2,796



COVID-19: Osceola County vaccine summary

Vaccination data through May 22, 2021 as of May 23, 2021 at 12:05 AM

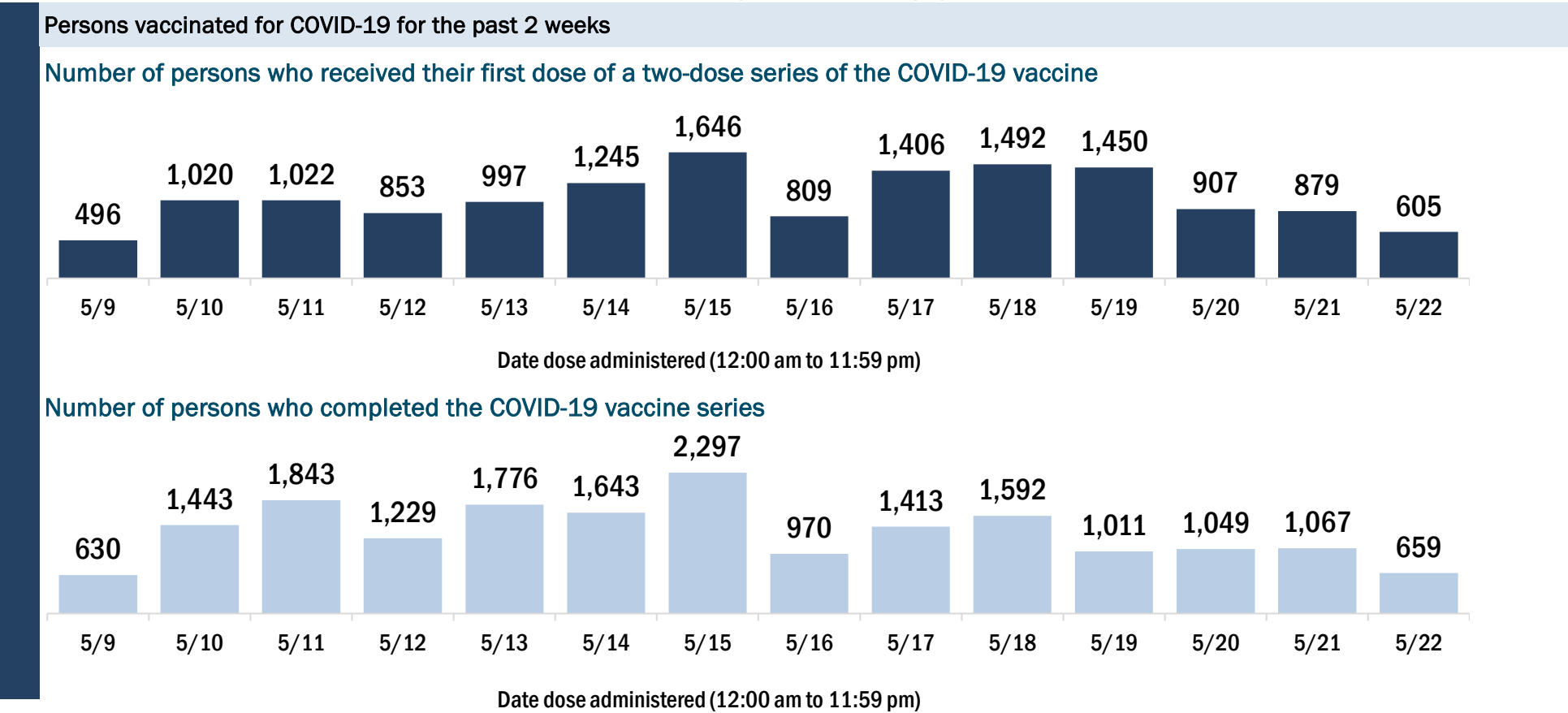
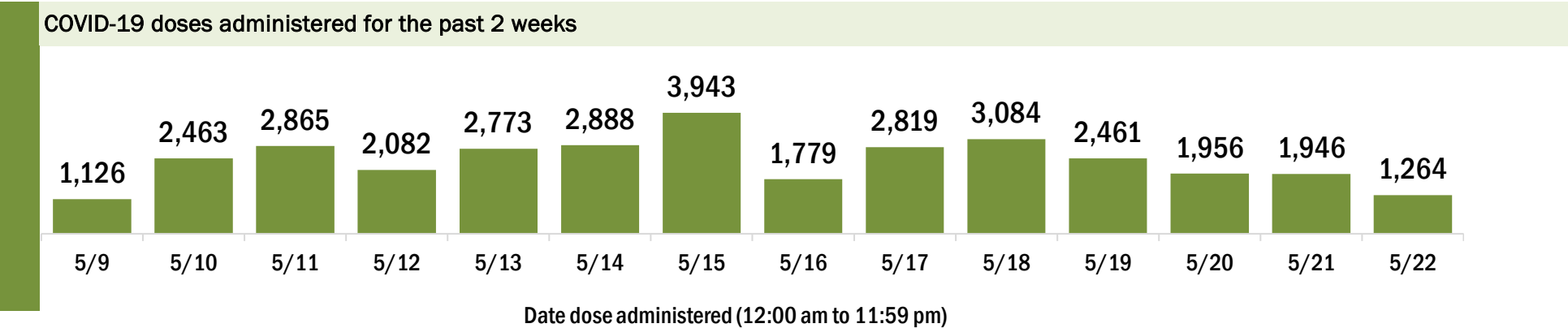
Data in this report are provisional and subject to change.

Data in this summary pertain to COVID-19 vaccines approved by the U.S. Food and Drug Administration and have been issued an Emergency Use Authorization (Janssen COVID-19 Vaccine, Moderna COVID-19 Vaccine and Pfizer-BioNTech COVID-19 Vaccine). These data summarize the number of people who have received either their first dose or have completed the series for a COVID-19 vaccine. **A person can only be counted in one category, first dose or series complete.** For persons receiving Moderna or Pfizer vaccines, once they receive their second dose, they are moved from the first dose column to the series completed column. **Because of this, the total first dose category may show a change from report to report not matching the total receiving their first dose from the previous day.** Persons receiving Johnson & Johnson vaccines will always be counted in the series completed column.

COVID-19 doses for vaccinated persons in Florida	
Doses administered	280,739
People receiving one dose of a 1-dose series (Johnson & Johnson) or receiving only one dose of a 2-dose series (Moderna, Pfizer) count once. Persons receiving both doses of a 2-dose series count twice.	

Current status of persons vaccinated for COVID-19 in Florida	
Total people vaccinated	166,465
First dose	36,859
Series completed	129,606
Completed 1-dose series	15,332
Completed 2-dose series	114,274
First dose: current number of people who have only received their first dose of the Moderna or Pfizer vaccine.	
Series complete: current number of people who have received both Moderna or Pfizer vaccine doses or one Johnson & Johnson dose and are considered fully immunized.	

Demographic summary	First dose	Series complete	Total people vaccinated
Age group	36,859	129,606	166,465
12-14 years	1,492	0	1,492
15-24 years	6,368	10,213	16,581
25-34 years	5,947	14,157	20,104
35-44 years	6,678	18,731	25,409
45-54 years	6,407	22,997	29,404
55-64 years	5,139	25,403	30,542
65-74 years	2,888	23,876	26,764
75-84 years	1,484	11,044	12,528
85+ years	456	3,185	3,641
Race	36,859	129,606	166,465
White	18,514	77,170	95,684
Black	2,123	6,930	9,053
American Indian/Alaskan	191	580	771
Other	8,010	23,188	31,198
Unknown	8,021	21,738	29,759
Other race includes Asian, native Hawaiian/Pacific Islander, or other.			
Ethnicity	36,859	129,606	166,465
Hispanic	15,064	40,858	55,922
Non-Hispanic	7,780	45,131	52,911
Unknown	14,015	43,617	57,632
Gender	36,859	129,606	166,465
Female	19,748	71,650	91,398
Male	17,047	57,864	74,911
Unknown	64	92	156



COVID-19: Palm Beach County vaccine summary

Vaccination data through May 22, 2021 as of May 23, 2021 at 12:05 AM

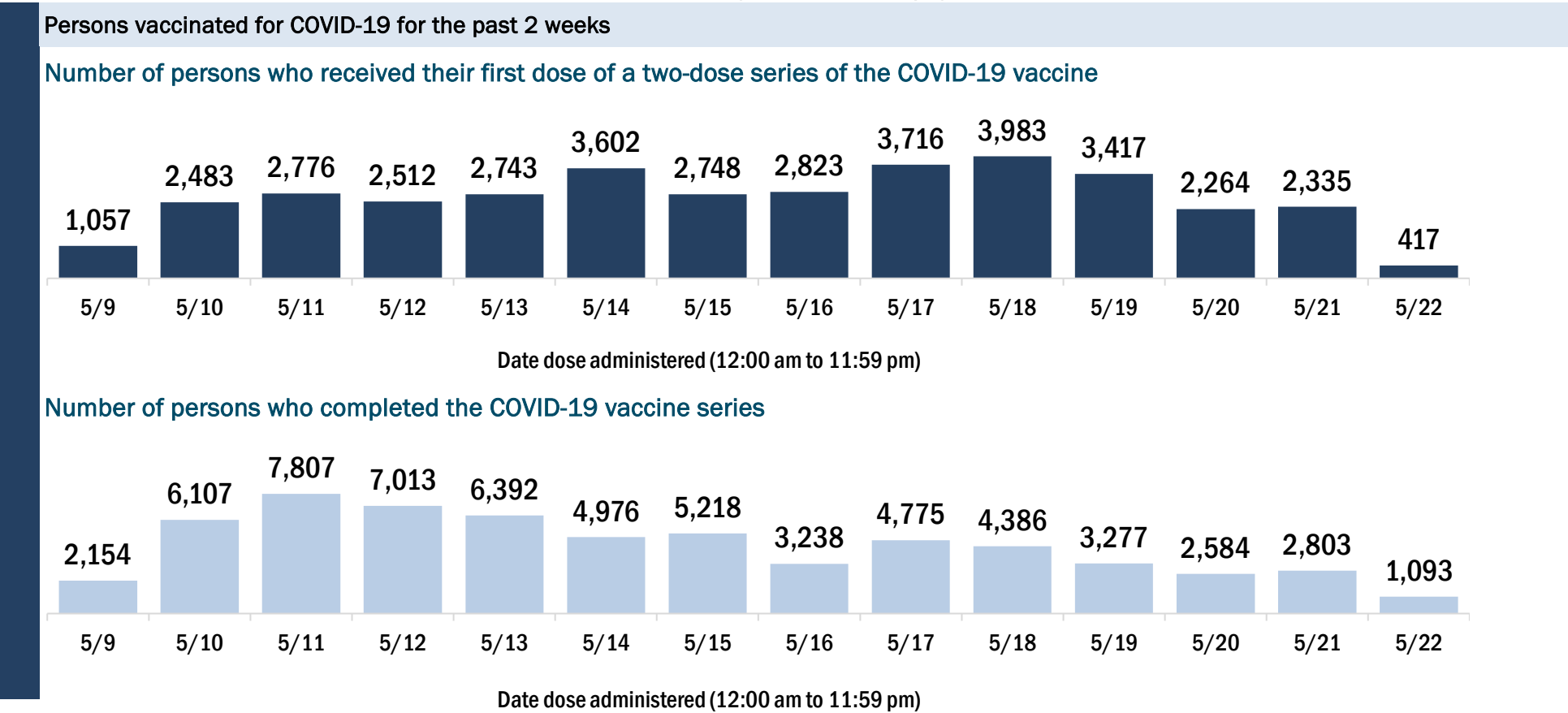
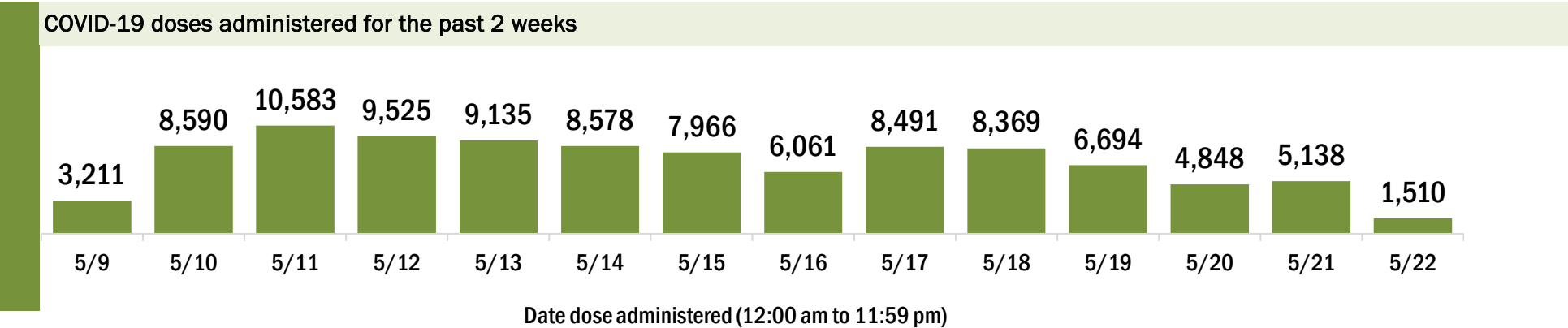
Data in this report are provisional and subject to change.

Data in this summary pertain to COVID-19 vaccines approved by the U.S. Food and Drug Administration and have been issued an Emergency Use Authorization (Janssen COVID-19 Vaccine, Moderna COVID-19 Vaccine and Pfizer-BioNTech COVID-19 Vaccine). These data summarize the number of people who have received either their first dose or have completed the series for a COVID-19 vaccine. **A person can only be counted in one category, first dose or series complete.** For persons receiving Moderna or Pfizer vaccines, once they receive their second dose, they are moved from the first dose column to the series completed column. **Because of this, the total first dose category may show a change from report to report not matching the total receiving their first dose from the previous day.** Persons receiving Johnson & Johnson vaccines will always be counted in the series completed column.

COVID-19 doses for vaccinated persons in Florida	
Doses administered	1,255,844
People receiving one dose of a 1-dose series (Johnson & Johnson) or receiving only one dose of a 2-dose series (Moderna, Pfizer) count once. Persons receiving both doses of a 2-dose series count twice.	

Demographic summary			
Age group	First dose	Series complete	Total people vaccinated
12-14 years	3,780	0	3,780
15-24 years	15,564	29,209	44,773
25-34 years	15,797	41,961	57,758
35-44 years	18,295	57,746	76,041
45-54 years	21,058	80,238	101,296
55-64 years	23,046	113,130	136,176
65-74 years	21,574	135,103	156,677
75-84 years	14,447	89,506	103,953
85+ years	6,853	36,413	43,266
Race	140,414	583,306	723,720
White	78,861	368,070	446,931
Black	13,277	35,643	48,920
American Indian/Alaskan	684	1,839	2,523
Other	15,951	57,513	73,464
Unknown	31,641	120,241	151,882
Other race includes Asian, native Hawaiian/Pacific Islander, or other.			
Ethnicity	140,414	583,306	723,720
Hispanic	25,784	69,683	95,467
Non-Hispanic	58,988	296,476	355,464
Unknown	55,642	217,147	272,789
Gender	140,414	583,306	723,720
Female	74,442	323,430	397,872
Male	65,481	259,452	324,933
Unknown	491	424	915

Current status of persons vaccinated for COVID-19 in Florida	
Total people vaccinated	723,720
First dose	140,414
Series completed	583,306
Completed 1-dose series	51,182
Completed 2-dose series	532,124
First dose: current number of people who have only received their first dose of the Moderna or Pfizer vaccine.	
Series complete: current number of people who have received both Moderna or Pfizer vaccine doses or one Johnson & Johnson dose and are considered fully immunized.	



COVID-19: Pasco County vaccine summary

Vaccination data through May 22, 2021 as of May 23, 2021 at 12:05 AM

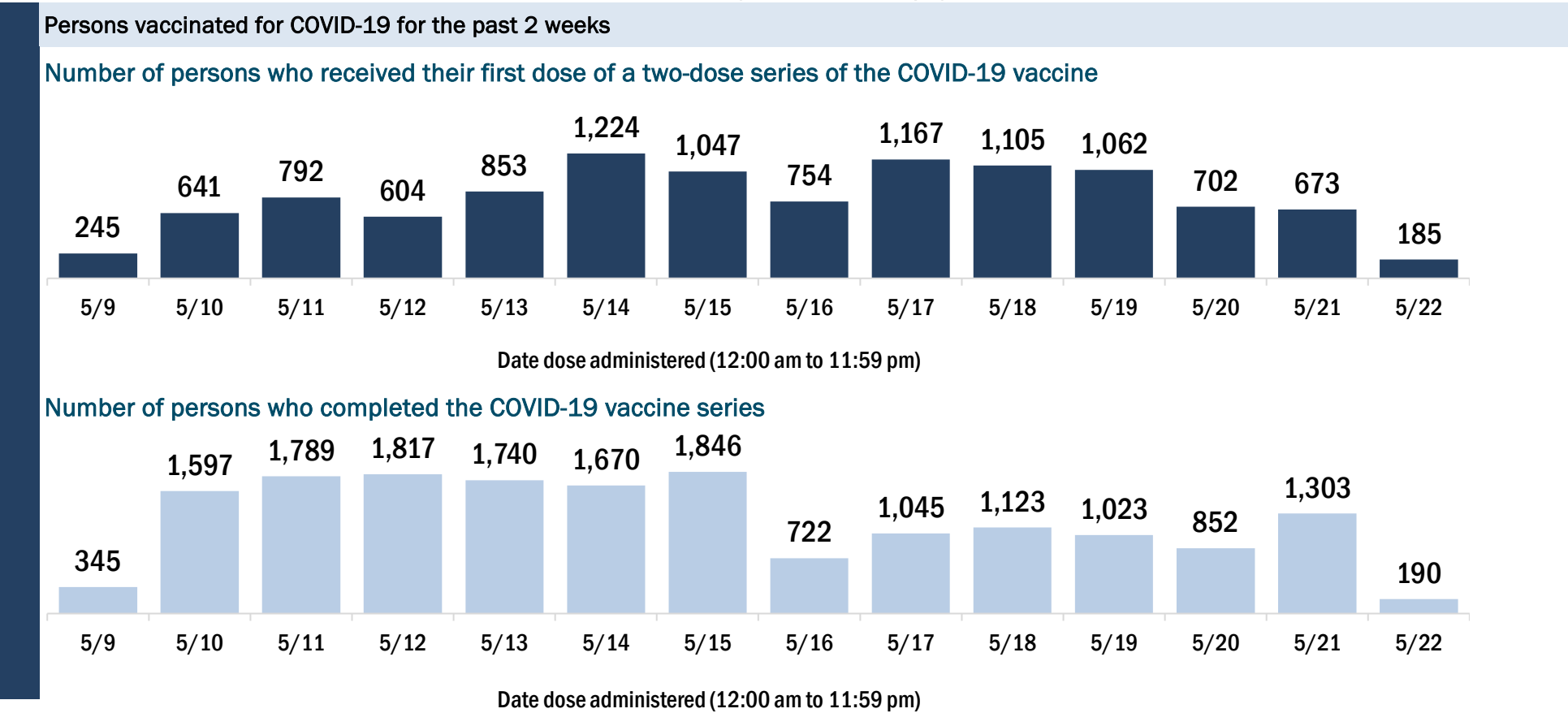
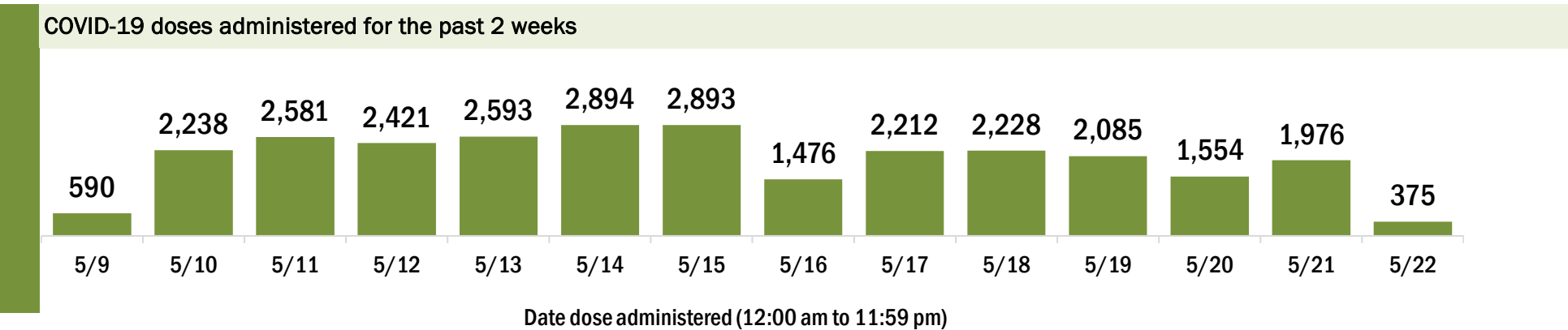
Data in this report are provisional and subject to change.

Data in this summary pertain to COVID-19 vaccines approved by the U.S. Food and Drug Administration and have been issued an Emergency Use Authorization (Janssen COVID-19 Vaccine, Moderna COVID-19 Vaccine and Pfizer-BioNTech COVID-19 Vaccine). These data summarize the number of people who have received either their first dose or have completed the series for a COVID-19 vaccine. **A person can only be counted in one category, first dose or series complete.** For persons receiving Moderna or Pfizer vaccines, once they receive their second dose, they are moved from the first dose column to the series completed column. **Because of this, the total first dose category may show a change from report to report not matching the total receiving their first dose from the previous day.** Persons receiving Johnson & Johnson vaccines will always be counted in the series completed column.

COVID-19 doses for vaccinated persons in Florida	
Doses administered	403,241
People receiving one dose of a 1-dose series (Johnson & Johnson) or receiving only one dose of a 2-dose series (Moderna, Pfizer) count once. Persons receiving both doses of a 2-dose series count twice.	

Current status of persons vaccinated for COVID-19 in Florida	
Total people vaccinated	232,037
First dose	44,475
Series completed	187,562
Completed 1-dose series	16,358
Completed 2-dose series	171,204
First dose: current number of people who have only received their first dose of the Moderna or Pfizer vaccine.	
Series complete: current number of people who have received both Moderna or Pfizer vaccine doses or one Johnson & Johnson dose and are considered fully immunized.	

Demographic summary	First dose	Series complete	Total people vaccinated
Age group	44,475	187,562	232,037
12-14 years	1,283	0	1,283
15-24 years	5,023	9,396	14,419
25-34 years	4,283	12,161	16,444
35-44 years	5,542	19,557	25,099
45-54 years	6,383	26,480	32,863
55-64 years	7,323	37,429	44,752
65-74 years	7,822	46,769	54,591
75-84 years	5,128	27,589	32,717
85+ years	1,688	8,181	9,869
Race	44,475	187,562	232,037
White	29,928	138,640	168,568
Black	2,022	5,757	7,779
American Indian/Alaskan	241	700	941
Other	5,348	18,327	23,675
Unknown	6,936	24,138	31,074
Other race includes Asian, native Hawaiian/Pacific Islander, or other.			
Ethnicity	44,475	187,562	232,037
Hispanic	4,950	12,692	17,642
Non-Hispanic	22,612	110,700	133,312
Unknown	16,913	64,170	81,083
Gender	44,475	187,562	232,037
Female	23,846	106,098	129,944
Male	20,588	81,340	101,928
Unknown	41	124	165



COVID-19: Pinellas County vaccine summary

Vaccination data through May 22, 2021 as of May 23, 2021 at 12:05 AM

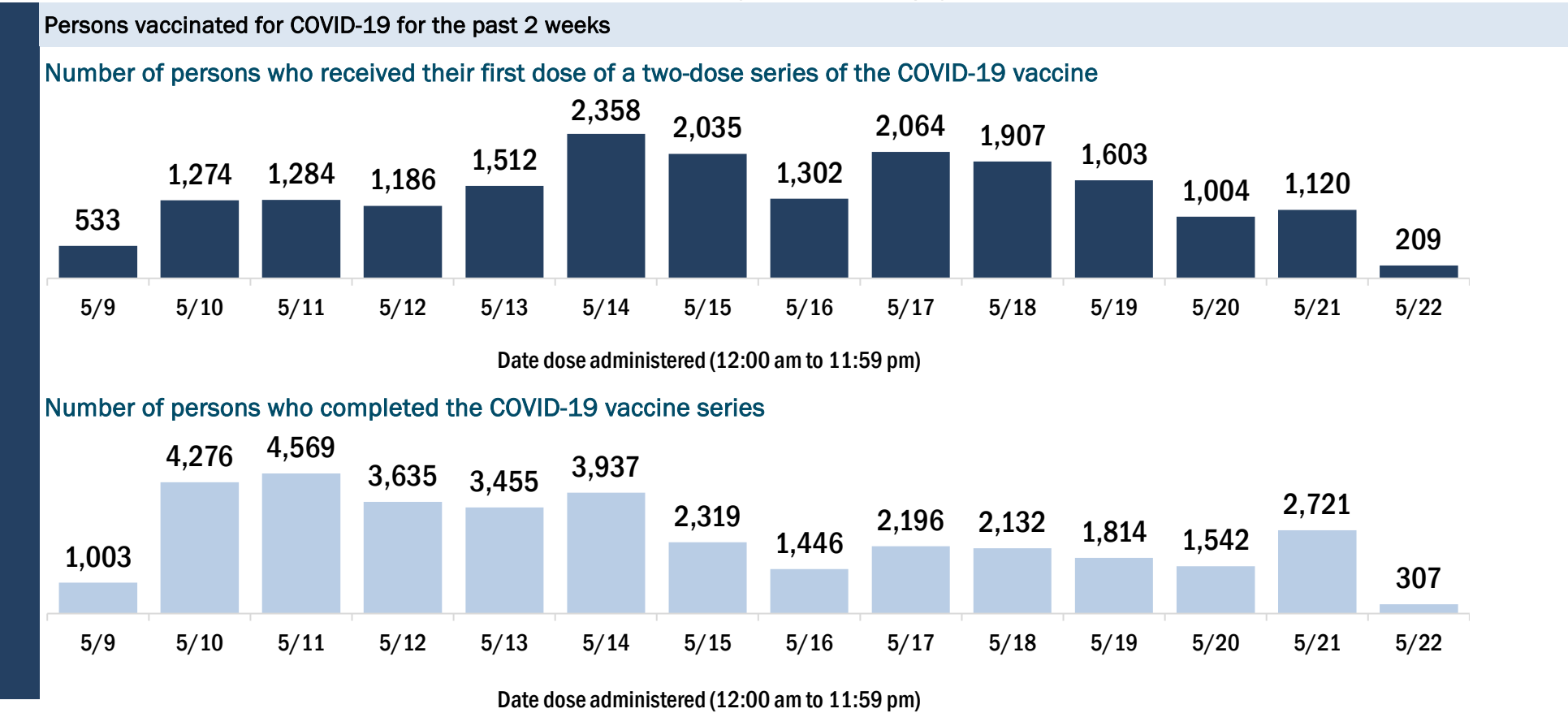
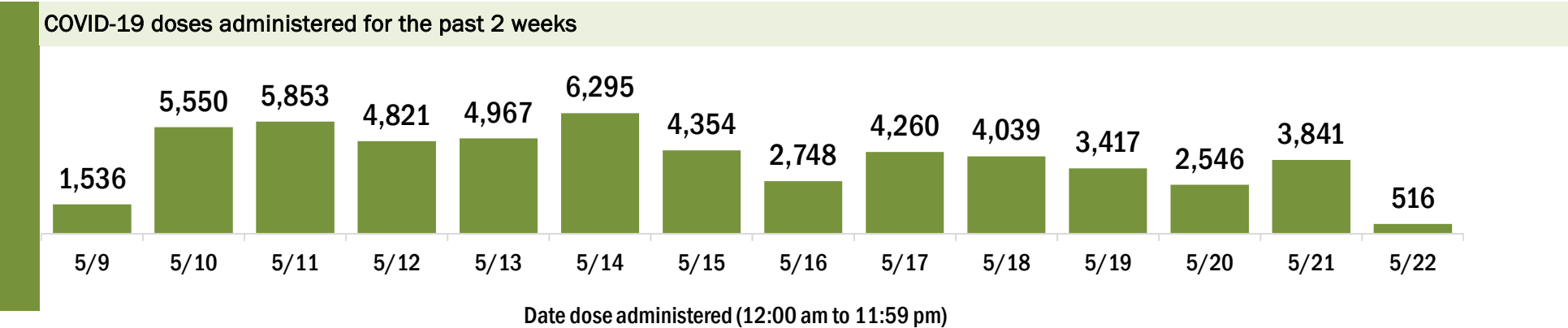
Data in this report are provisional and subject to change.

Data in this summary pertain to COVID-19 vaccines approved by the U.S. Food and Drug Administration and have been issued an Emergency Use Authorization (Janssen COVID-19 Vaccine, Moderna COVID-19 Vaccine and Pfizer-BioNTech COVID-19 Vaccine). These data summarize the number of people who have received either their first dose or have completed the series for a COVID-19 vaccine. **A person can only be counted in one category, first dose or series complete.** For persons receiving Moderna or Pfizer vaccines, once they receive their second dose, they are moved from the first dose column to the series completed column. **Because of this, the total first dose category may show a change from report to report not matching the total receiving their first dose from the previous day.** Persons receiving Johnson & Johnson vaccines will always be counted in the series completed column.

COVID-19 doses for vaccinated persons in Florida	
Doses administered	829,128
People receiving one dose of a 1-dose series (Johnson & Johnson) or receiving only one dose of a 2-dose series (Moderna, Pfizer) count once. Persons receiving both doses of a 2-dose series count twice.	

Current status of persons vaccinated for COVID-19 in Florida	
Total people vaccinated	465,041
First dose	74,675
Series completed	390,366
Completed 1-dose series	26,279
Completed 2-dose series	364,087
First dose: current number of people who have only received their first dose of the Moderna or Pfizer vaccine.	
Series complete: current number of people who have received both Moderna or Pfizer vaccine doses or one Johnson & Johnson dose and are considered fully immunized.	

Demographic summary	First dose	Series complete	Total people vaccinated
Age group	74,675	390,366	465,041
12-14 years	2,109	0	2,109
15-24 years	8,164	17,342	25,506
25-34 years	8,869	30,374	39,243
35-44 years	9,283	36,848	46,131
45-54 years	10,269	50,970	61,239
55-64 years	13,063	87,114	100,177
65-74 years	12,432	97,339	109,771
75-84 years	7,218	51,136	58,354
85+ years	3,268	19,243	22,511
Race	74,675	390,366	465,041
White	47,657	288,134	335,791
Black	4,981	17,368	22,349
American Indian/Alaskan	365	948	1,313
Other	8,080	32,579	40,659
Unknown	13,592	51,337	64,929
Other race includes Asian, native Hawaiian/Pacific Islander, or other.			
Ethnicity	74,675	390,366	465,041
Hispanic	5,284	14,819	20,103
Non-Hispanic	38,742	242,561	281,303
Unknown	30,649	132,986	163,635
Gender	74,675	390,366	465,041
Female	40,167	218,702	258,869
Male	34,350	171,045	205,395
Unknown	158	619	777



COVID-19: Polk County vaccine summary

Vaccination data through May 22, 2021 as of May 23, 2021 at 12:05 AM

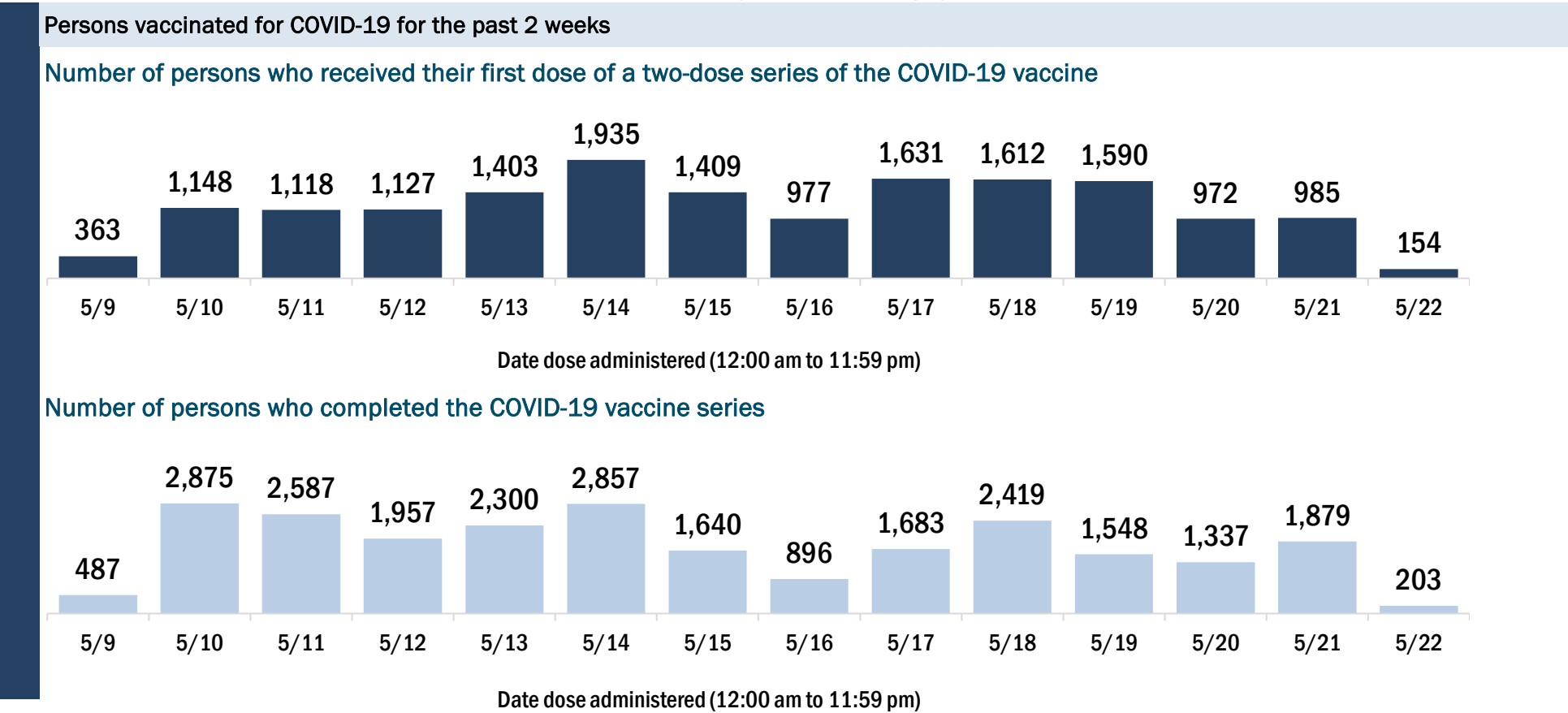
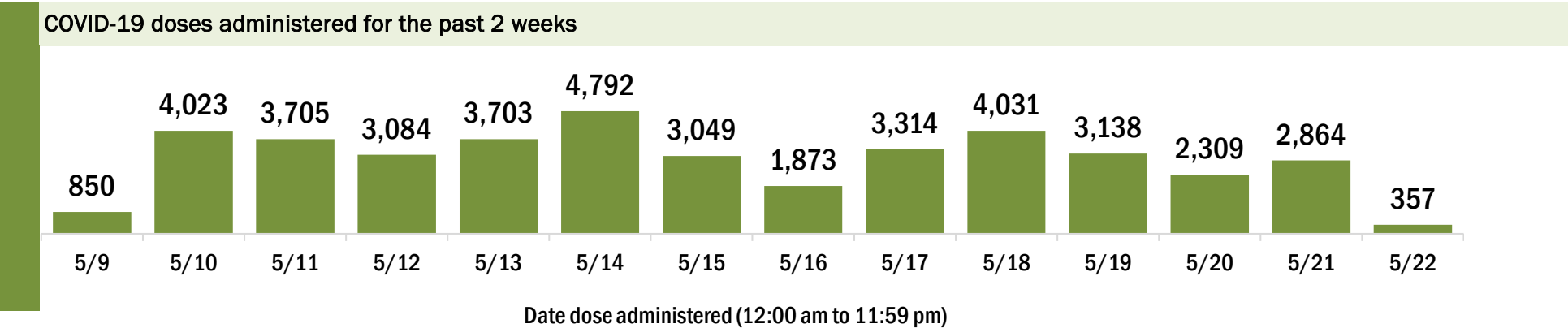
Data in this report are provisional and subject to change.

Data in this summary pertain to COVID-19 vaccines approved by the U.S. Food and Drug Administration and have been issued an Emergency Use Authorization (Janssen COVID-19 Vaccine, Moderna COVID-19 Vaccine and Pfizer-BioNTech COVID-19 Vaccine). These data summarize the number of people who have received either their first dose or have completed the series for a COVID-19 vaccine. **A person can only be counted in one category, first dose or series complete.** For persons receiving Moderna or Pfizer vaccines, once they receive their second dose, they are moved from the first dose column to the series completed column. **Because of this, the total first dose category may show a change from report to report not matching the total receiving their first dose from the previous day.** Persons receiving Johnson & Johnson vaccines will always be counted in the series completed column.

COVID-19 doses for vaccinated persons in Florida	
Doses administered	462,383
People receiving one dose of a 1-dose series (Johnson & Johnson) or receiving only one dose of a 2-dose series (Moderna, Pfizer) count once. Persons receiving both doses of a 2-dose series count twice.	

Current status of persons vaccinated for COVID-19 in Florida	
Total people vaccinated	269,472
First dose	61,322
Series completed	208,150
Completed 1-dose series	15,239
Completed 2-dose series	192,911
First dose: current number of people who have only received their first dose of the Moderna or Pfizer vaccine.	
Series complete: current number of people who have received both Moderna or Pfizer vaccine doses or one Johnson & Johnson dose and are considered fully immunized.	

Demographic summary	First dose	Series complete	Total people vaccinated
Age group	61,322	208,150	269,472
12-14 years	1,394	0	1,394
15-24 years	6,776	9,943	16,719
25-34 years	7,238	15,485	22,723
35-44 years	8,086	19,896	27,982
45-54 years	8,817	26,859	35,676
55-64 years	10,080	40,365	50,445
65-74 years	10,271	54,186	64,457
75-84 years	6,415	32,132	38,547
85+ years	2,245	9,284	11,529
Race	61,322	208,150	269,472
White	35,263	143,170	178,433
Black	5,671	14,902	20,573
American Indian/Alaskan	426	979	1,405
Other	8,329	19,603	27,932
Unknown	11,633	29,496	41,129
Other race includes Asian, native Hawaiian/Pacific Islander, or other.			
Ethnicity	61,322	208,150	269,472
Hispanic	12,825	26,729	39,554
Non-Hispanic	24,895	114,343	139,238
Unknown	23,602	67,078	90,680
Gender	61,322	208,150	269,472
Female	32,210	115,867	148,077
Male	28,990	92,179	121,169
Unknown	122	104	226



COVID-19: Putnam County vaccine summary

Vaccination data through May 22, 2021 as of May 23, 2021 at 12:05 AM

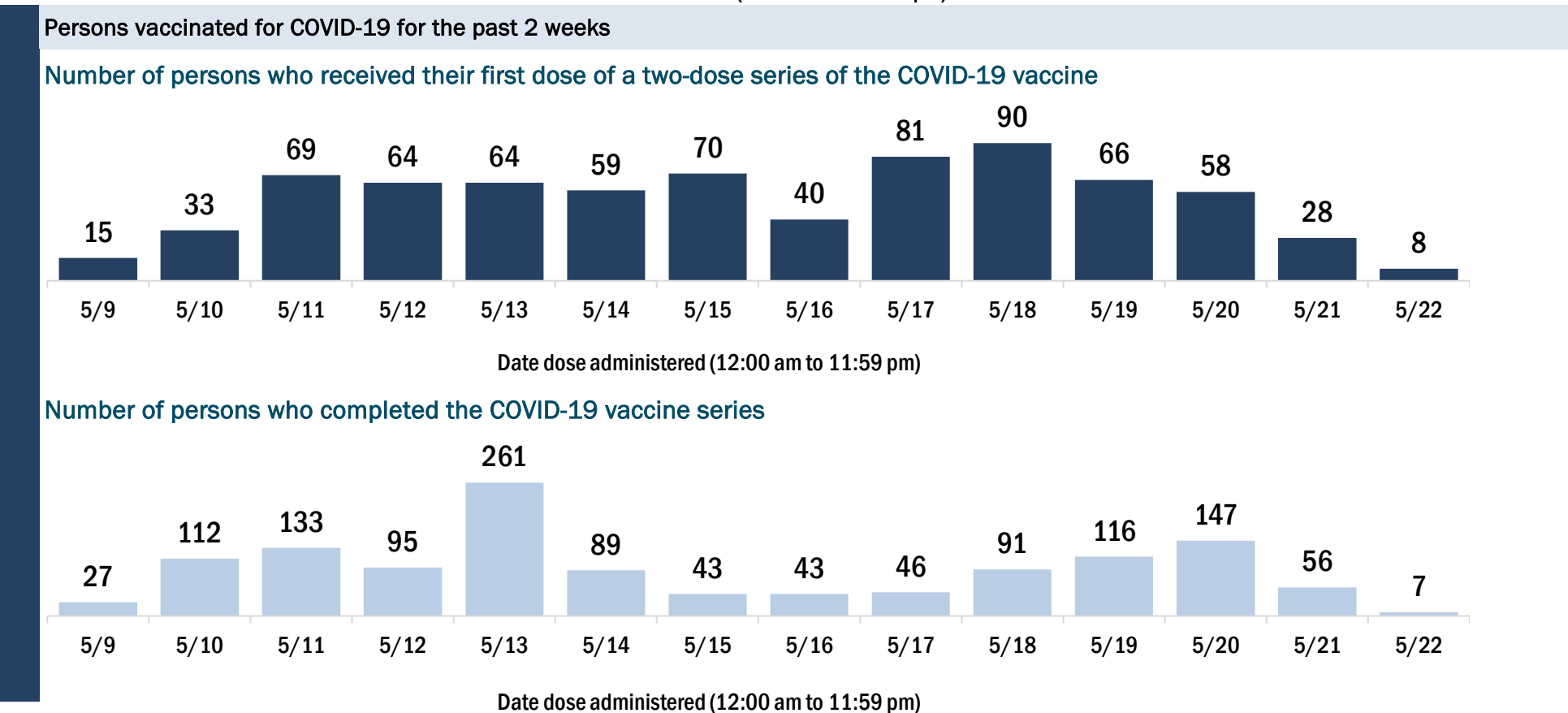
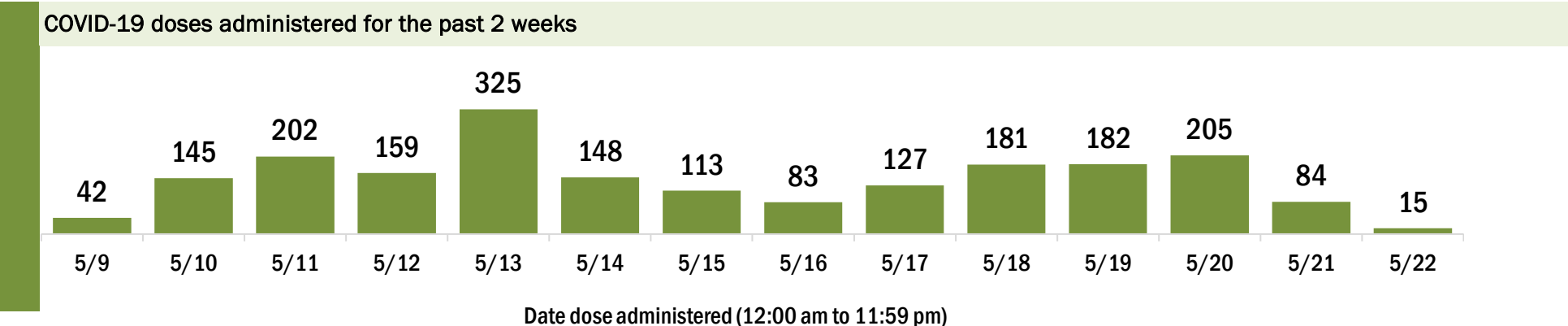
Data in this report are provisional and subject to change.

Data in this summary pertain to COVID-19 vaccines approved by the U.S. Food and Drug Administration and have been issued an Emergency Use Authorization (Janssen COVID-19 Vaccine, Moderna COVID-19 Vaccine and Pfizer-BioNTech COVID-19 Vaccine). These data summarize the number of people who have received either their first dose or have completed the series for a COVID-19 vaccine. **A person can only be counted in one category, first dose or series complete.** For persons receiving Moderna or Pfizer vaccines, once they receive their second dose, they are moved from the first dose column to the series completed column. **Because of this, the total first dose category may show a change from report to report not matching the total receiving their first dose from the previous day.** Persons receiving Johnson & Johnson vaccines will always be counted in the series completed column.

COVID-19 doses for vaccinated persons in Florida	
Doses administered	36,027
People receiving one dose of a 1-dose series (Johnson & Johnson) or receiving only one dose of a 2-dose series (Moderna, Pfizer) count once. Persons receiving both doses of a 2-dose series count twice.	

Current status of persons vaccinated for COVID-19 in Florida	
Total people vaccinated	21,126
First dose	4,930
Series completed	16,196
Completed 1-dose series	1,295
Completed 2-dose series	14,901
First dose: current number of people who have only received their first dose of the Moderna or Pfizer vaccine.	
Series complete: current number of people who have received both Moderna or Pfizer vaccine doses or one Johnson & Johnson dose and are considered fully immunized.	

Demographic summary	First dose	Series complete	Total people vaccinated
Age group	4,930	16,196	21,126
12-14 years	48	0	48
15-24 years	270	408	678
25-34 years	334	686	1,020
35-44 years	365	969	1,334
45-54 years	578	1,638	2,216
55-64 years	1,067	3,633	4,700
65-74 years	1,278	5,239	6,517
75-84 years	750	2,757	3,507
85+ years	240	866	1,106
Race	4,930	16,196	21,126
White	3,501	12,428	15,929
Black	543	1,898	2,441
American Indian/Alaskan	46	124	170
Other	486	966	1,452
Unknown	354	780	1,134
Other race includes Asian, native Hawaiian/Pacific Islander, or other.			
Ethnicity	4,930	16,196	21,126
Hispanic	378	755	1,133
Non-Hispanic	3,515	12,673	16,188
Unknown	1,037	2,768	3,805
Gender	4,930	16,196	21,126
Female	2,639	9,113	11,752
Male	2,274	7,074	9,348
Unknown	17	9	26



COVID-19: Santa Rosa County vaccine summary

Vaccination data through May 22, 2021 as of May 23, 2021 at 12:05 AM

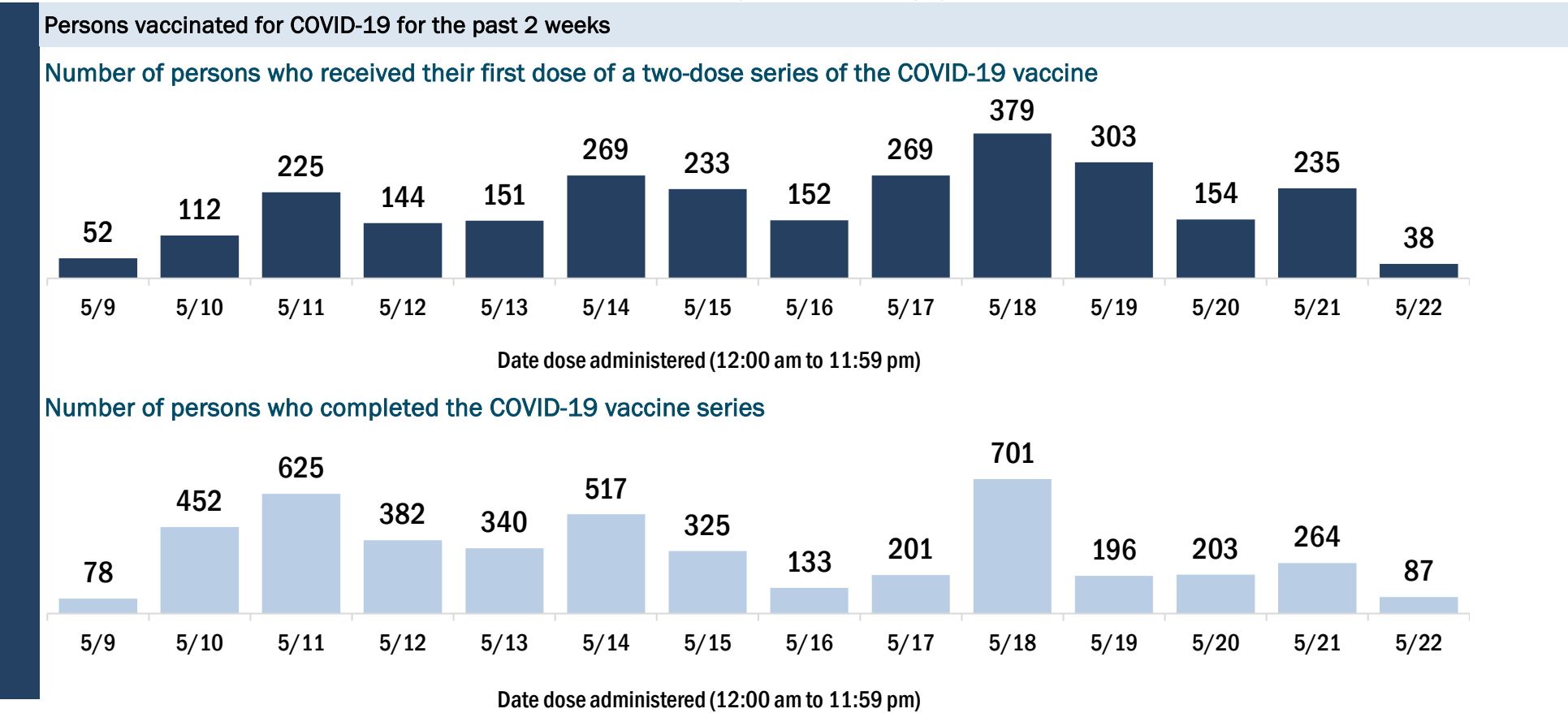
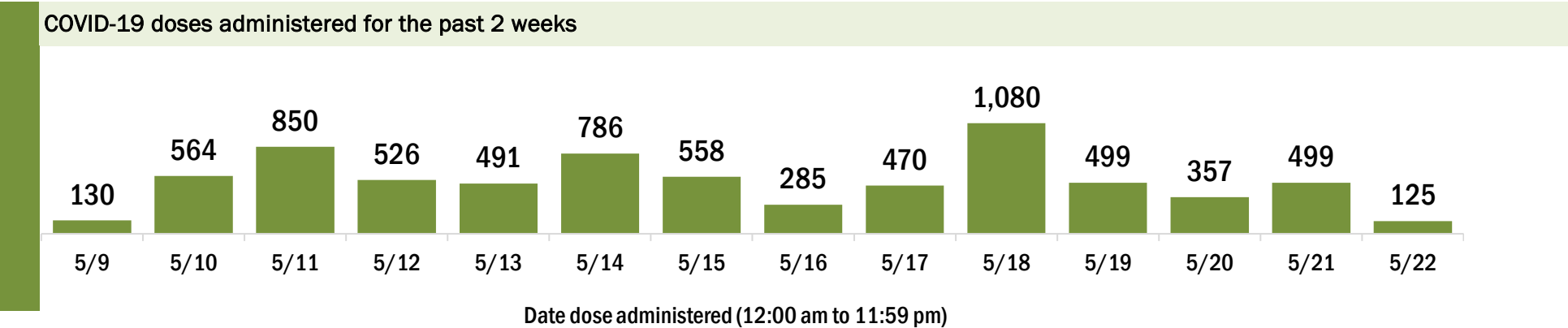
Data in this report are provisional and subject to change.

Data in this summary pertain to COVID-19 vaccines approved by the U.S. Food and Drug Administration and have been issued an Emergency Use Authorization (Janssen COVID-19 Vaccine, Moderna COVID-19 Vaccine and Pfizer-BioNTech COVID-19 Vaccine). These data summarize the number of people who have received either their first dose or have completed the series for a COVID-19 vaccine. **A person can only be counted in one category, first dose or series complete.** For persons receiving Moderna or Pfizer vaccines, once they receive their second dose, they are moved from the first dose column to the series completed column. **Because of this, the total first dose category may show a change from report to report not matching the total receiving their first dose from the previous day.** Persons receiving Johnson & Johnson vaccines will always be counted in the series completed column.

COVID-19 doses for vaccinated persons in Florida	
Doses administered	108,233
People receiving one dose of a 1-dose series (Johnson & Johnson) or receiving only one dose of a 2-dose series (Moderna, Pfizer) count once. Persons receiving both doses of a 2-dose series count twice.	

Current status of persons vaccinated for COVID-19 in Florida	
Total people vaccinated	61,578
First dose	11,583
Series completed	49,995
Completed 1-dose series	3,340
Completed 2-dose series	46,655
First dose: current number of people who have only received their first dose of the Moderna or Pfizer vaccine.	
Series complete: current number of people who have received both Moderna or Pfizer vaccine doses or one Johnson & Johnson dose and are considered fully immunized.	

Demographic summary	First dose	Series complete	Total people vaccinated
Age group	11,583	49,995	61,578
12-14 years	274	0	274
15-24 years	1,405	2,419	3,824
25-34 years	1,310	3,463	4,773
35-44 years	1,632	5,005	6,637
45-54 years	1,720	6,918	8,638
55-64 years	2,175	11,123	13,298
65-74 years	1,865	12,940	14,805
75-84 years	914	6,305	7,219
85+ years	288	1,822	2,110
Race	11,583	49,995	61,578
White	7,423	36,663	44,086
Black	631	1,947	2,578
American Indian/Alaskan	73	299	372
Other	894	3,513	4,407
Unknown	2,562	7,573	10,135
Other race includes Asian, native Hawaiian/Pacific Islander, or other.			
Ethnicity	11,583	49,995	61,578
Hispanic	582	1,702	2,284
Non-Hispanic	6,439	33,804	40,243
Unknown	4,562	14,489	19,051
Gender	11,583	49,995	61,578
Female	6,044	27,556	33,600
Male	5,528	22,422	27,950
Unknown	11	17	28



COVID-19: Sarasota County vaccine summary

Vaccination data through May 22, 2021 as of May 23, 2021 at 12:05 AM

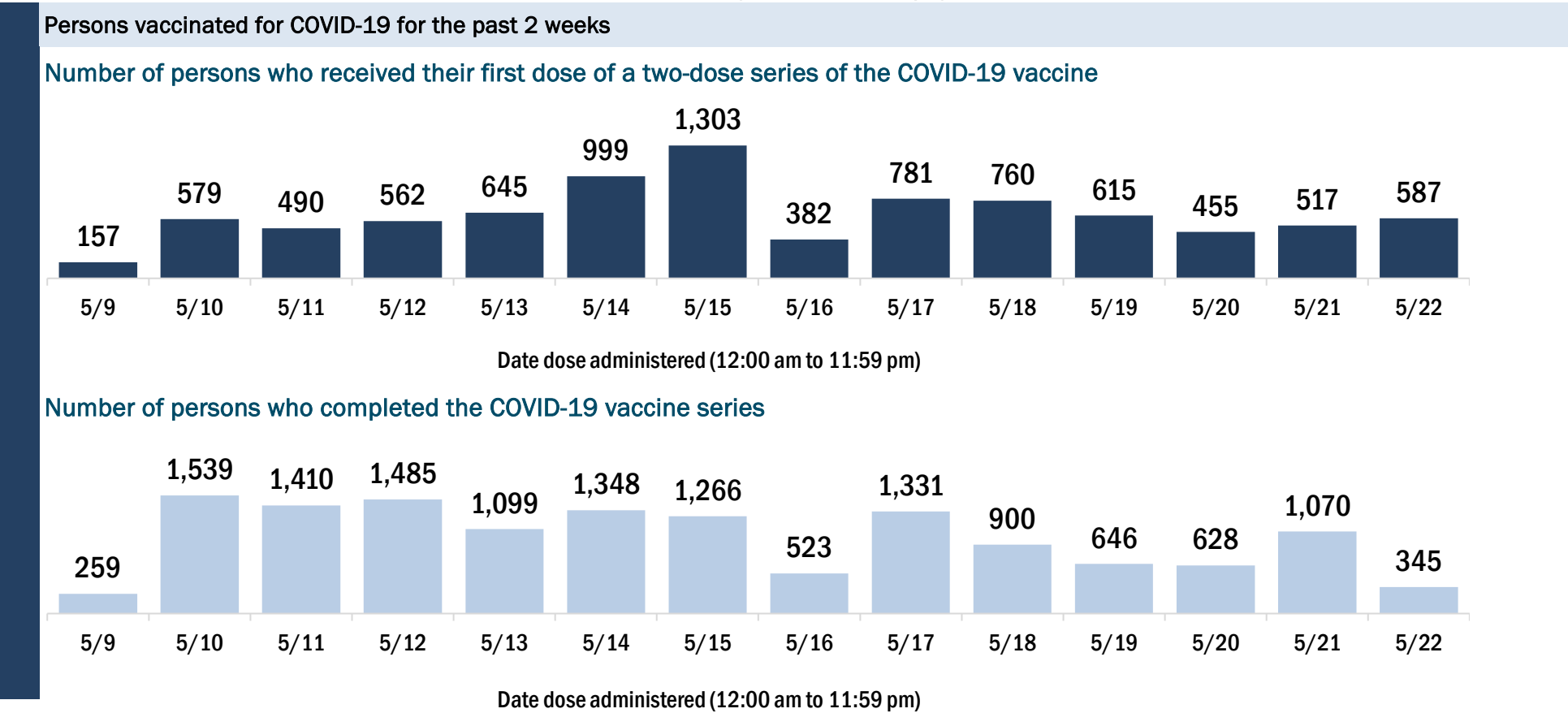
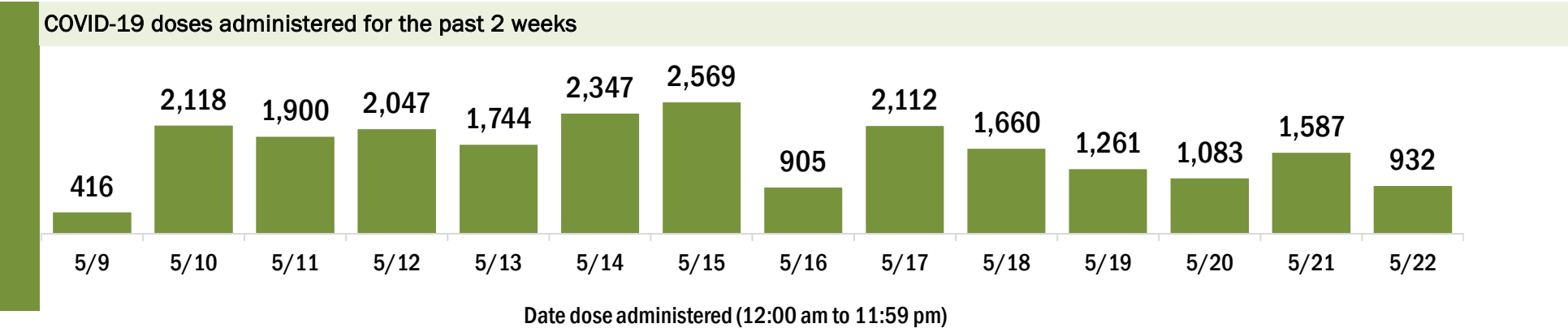
Data in this report are provisional and subject to change.

Data in this summary pertain to COVID-19 vaccines approved by the U.S. Food and Drug Administration and have been issued an Emergency Use Authorization (Janssen COVID-19 Vaccine, Moderna COVID-19 Vaccine and Pfizer-BioNTech COVID-19 Vaccine). These data summarize the number of people who have received either their first dose or have completed the series for a COVID-19 vaccine. **A person can only be counted in one category, first dose or series complete.** For persons receiving Moderna or Pfizer vaccines, once they receive their second dose, they are moved from the first dose column to the series completed column. **Because of this, the total first dose category may show a change from report to report not matching the total receiving their first dose from the previous day.** Persons receiving Johnson & Johnson vaccines will always be counted in the series completed column.

COVID-19 doses for vaccinated persons in Florida	
Doses administered	448,262
People receiving one dose of a 1-dose series (Johnson & Johnson) or receiving only one dose of a 2-dose series (Moderna, Pfizer) count once. Persons receiving both doses of a 2-dose series count twice.	

Current status of persons vaccinated for COVID-19 in Florida	
Total people vaccinated	254,820
First dose	49,610
Series completed	205,210
Completed 1-dose series	11,768
Completed 2-dose series	193,442
First dose: current number of people who have only received their first dose of the Moderna or Pfizer vaccine.	
Series complete: current number of people who have received both Moderna or Pfizer vaccine doses or one Johnson & Johnson dose and are considered fully immunized.	

Demographic summary	First dose	Series complete	Total people vaccinated
Age group	49,610	205,210	254,820
12-14 years	1,267	0	1,267
15-24 years	4,167	6,367	10,534
25-34 years	3,317	8,075	11,392
35-44 years	3,967	11,423	15,390
45-54 years	5,347	18,325	23,672
55-64 years	8,119	37,752	45,871
65-74 years	11,959	65,749	77,708
75-84 years	8,137	42,465	50,602
85+ years	3,330	15,054	18,384
Race	49,610	205,210	254,820
White	37,116	160,906	198,022
Black	1,227	3,141	4,368
American Indian/Alaskan	194	703	897
Other	3,574	14,194	17,768
Unknown	7,499	26,266	33,765
Other race includes Asian, native Hawaiian/Pacific Islander, or other.			
Ethnicity	49,610	205,210	254,820
Hispanic	4,020	8,995	13,015
Non-Hispanic	29,588	135,033	164,621
Unknown	16,002	61,182	77,184
Gender	49,610	205,210	254,820
Female	26,198	114,323	140,521
Male	23,295	90,760	114,055
Unknown	117	127	244



COVID-19: Seminole County vaccine summary

Vaccination data through May 22, 2021 as of May 23, 2021 at 12:05 AM

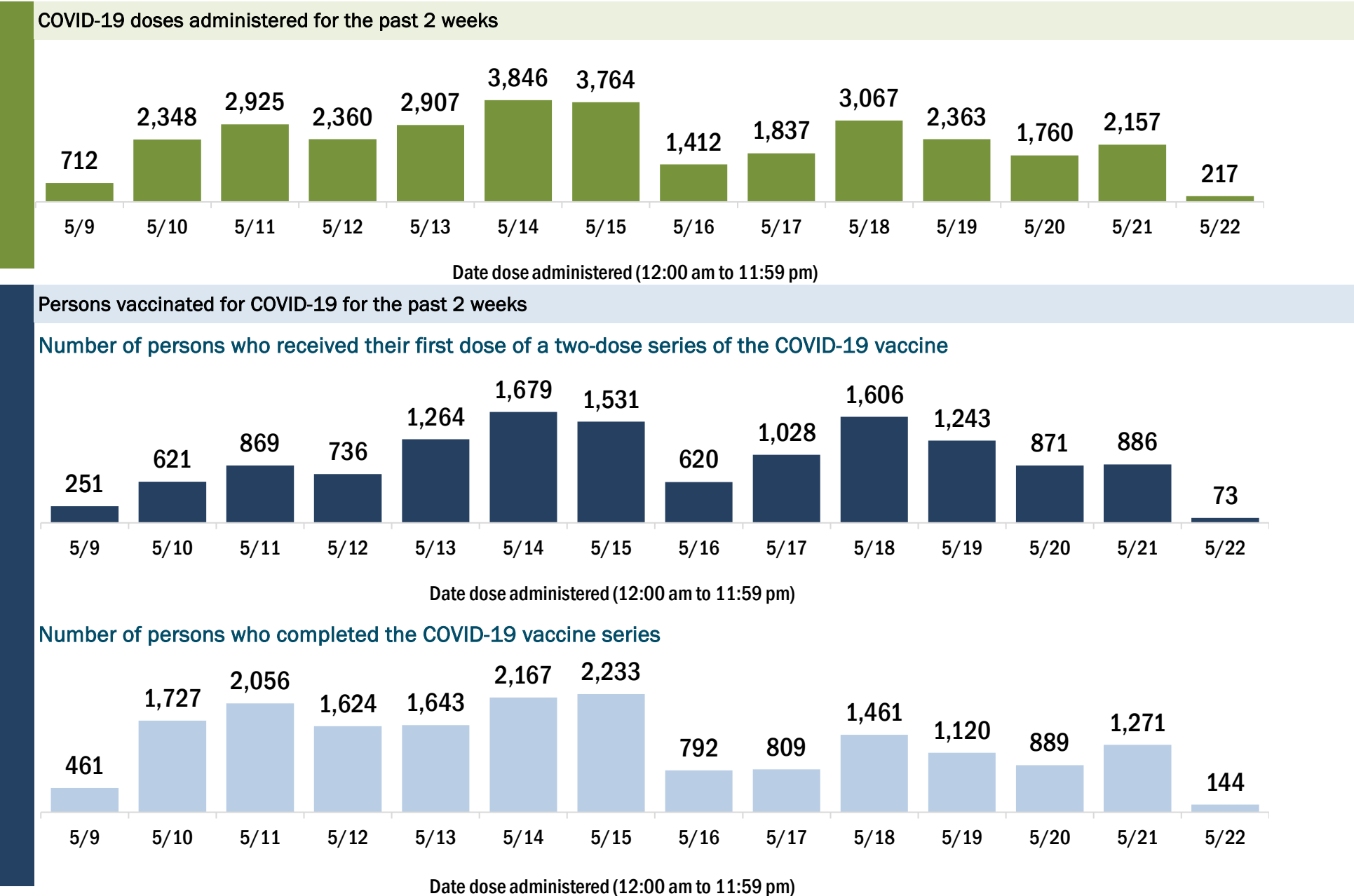
Data in this report are provisional and subject to change.

Data in this summary pertain to COVID-19 vaccines approved by the U.S. Food and Drug Administration and have been issued an Emergency Use Authorization (Janssen COVID-19 Vaccine, Moderna COVID-19 Vaccine and Pfizer-BioNTech COVID-19 Vaccine). These data summarize the number of people who have received either their first dose or have completed the series for a COVID-19 vaccine. **A person can only be counted in one category, first dose or series complete.** For persons receiving Moderna or Pfizer vaccines, once they receive their second dose, they are moved from the first dose column to the series completed column. **Because of this, the total first dose category may show a change from report to report not matching the total receiving their first dose from the previous day.** Persons receiving Johnson & Johnson vaccines will always be counted in the series completed column.

COVID-19 doses for vaccinated persons in Florida	
Doses administered	383,264
People receiving one dose of a 1-dose series (Johnson & Johnson) or receiving only one dose of a 2-dose series (Moderna, Pfizer) count once. Persons receiving both doses of a 2-dose series count twice.	

Current status of persons vaccinated for COVID-19 in Florida	
Total people vaccinated	216,521
First dose	35,581
Series completed	180,940
Completed 1-dose series	14,197
Completed 2-dose series	166,743
First dose: current number of people who have only received their first dose of the Moderna or Pfizer vaccine.	
Series complete: current number of people who have received both Moderna or Pfizer vaccine doses or one Johnson & Johnson dose and are considered fully immunized.	

Demographic summary	First dose	Series complete	Total people vaccinated
Age group	35,581	180,940	216,521
12-14 years	2,667	0	2,667
15-24 years	6,219	15,429	21,648
25-34 years	5,748	19,694	25,442
35-44 years	5,780	25,929	31,709
45-54 years	5,189	29,549	34,738
55-64 years	4,822	35,047	39,869
65-74 years	2,930	33,139	36,069
75-84 years	1,510	16,039	17,549
85+ years	716	6,114	6,830
Race	35,581	180,940	216,521
White	20,278	125,664	145,942
Black	3,089	11,922	15,011
American Indian/Alaskan	189	737	926
Other	6,087	26,372	32,459
Unknown	5,938	16,245	22,183
Other race includes Asian, native Hawaiian/Pacific Islander, or other.			
Ethnicity	35,581	180,940	216,521
Hispanic	6,523	24,266	30,789
Non-Hispanic	15,981	113,282	129,263
Unknown	13,077	43,392	56,469
Gender	35,581	180,940	216,521
Female	18,828	100,263	119,091
Male	16,658	80,532	97,190
Unknown	95	145	240



COVID-19: St. Johns County vaccine summary

Vaccination data through May 22, 2021 as of May 23, 2021 at 12:05 AM

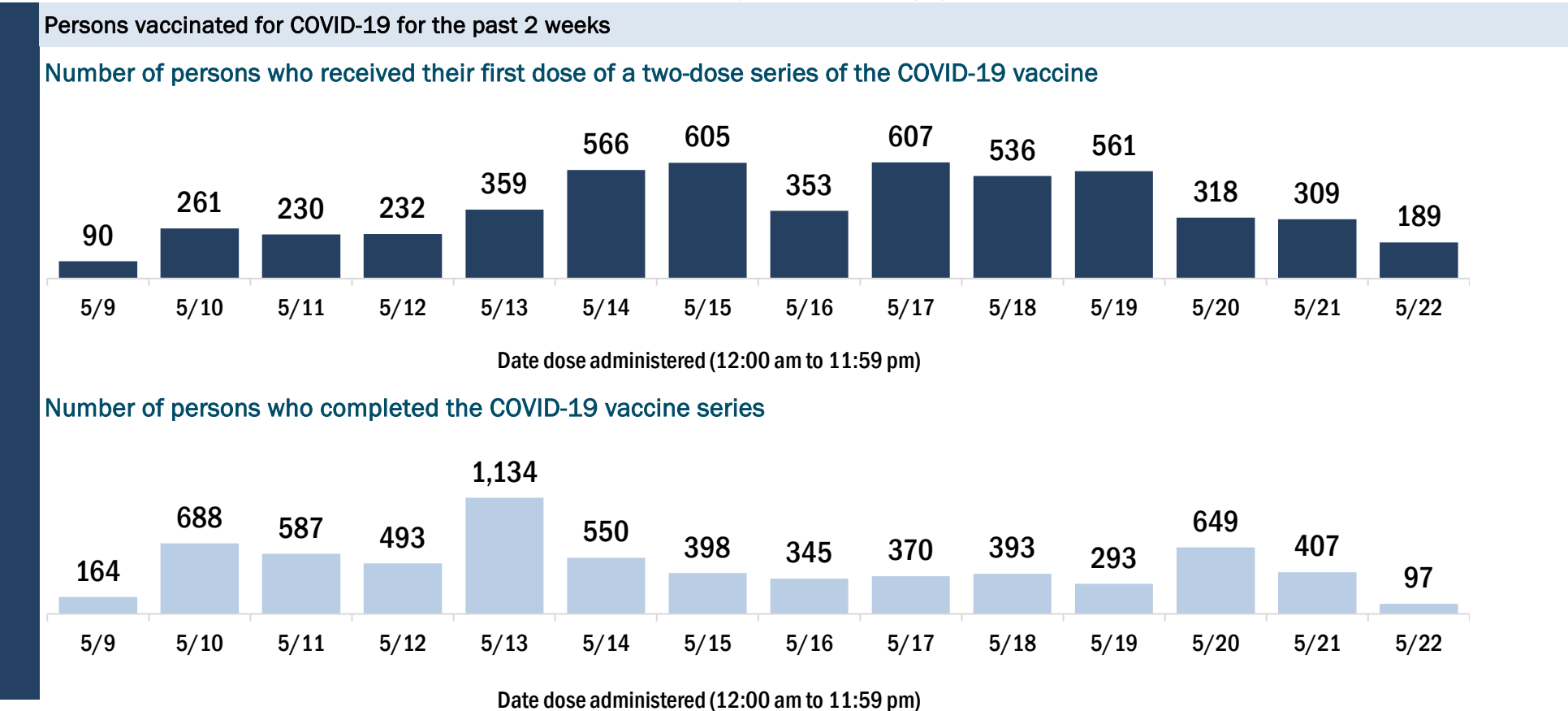
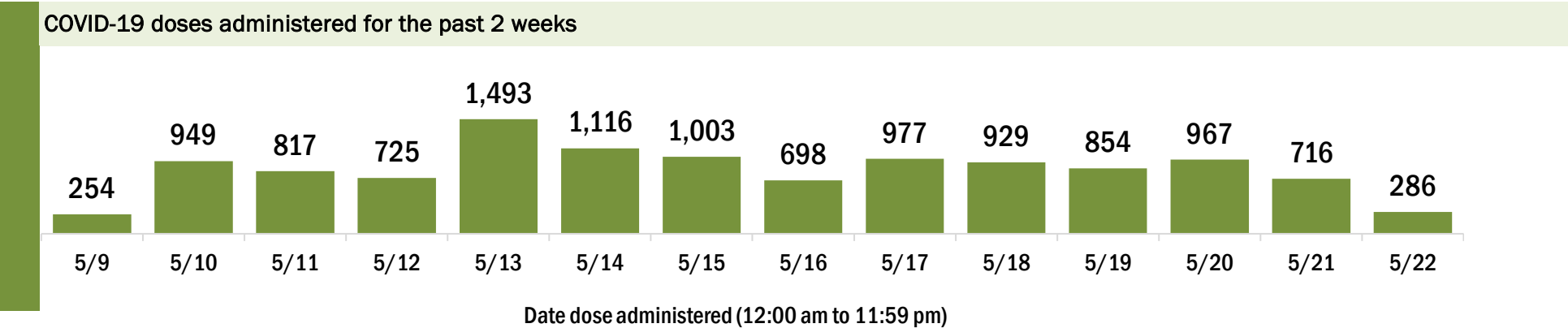
Data in this report are provisional and subject to change.

Data in this summary pertain to COVID-19 vaccines approved by the U.S. Food and Drug Administration and have been issued an Emergency Use Authorization (Janssen COVID-19 Vaccine, Moderna COVID-19 Vaccine and Pfizer-BioNTech COVID-19 Vaccine). These data summarize the number of people who have received either their first dose or have completed the series for a COVID-19 vaccine. **A person can only be counted in one category, first dose or series complete.** For persons receiving Moderna or Pfizer vaccines, once they receive their second dose, they are moved from the first dose column to the series completed column. **Because of this, the total first dose category may show a change from report to report not matching the total receiving their first dose from the previous day.** Persons receiving Johnson & Johnson vaccines will always be counted in the series completed column.

COVID-19 doses for vaccinated persons in Florida	
Doses administered	246,099
People receiving one dose of a 1-dose series (Johnson & Johnson) or receiving only one dose of a 2-dose series (Moderna, Pfizer) count once. Persons receiving both doses of a 2-dose series count twice.	

Current status of persons vaccinated for COVID-19 in Florida	
Total people vaccinated	134,844
First dose	16,683
Series completed	118,161
Completed 1-dose series	6,906
Completed 2-dose series	111,255
First dose: current number of people who have only received their first dose of the Moderna or Pfizer vaccine.	
Series complete: current number of people who have received both Moderna or Pfizer vaccine doses or one Johnson & Johnson dose and are considered fully immunized.	

Demographic summary	First dose	Series complete	Total people vaccinated
Age group	16,683	118,161	134,844
12-14 years	1,267	0	1,267
15-24 years	2,962	7,365	10,327
25-34 years	1,739	7,416	9,155
35-44 years	2,414	15,063	17,477
45-54 years	2,481	18,024	20,505
55-64 years	2,365	23,632	25,997
65-74 years	1,989	28,602	30,591
75-84 years	1,031	13,933	14,964
85+ years	435	4,126	4,561
Race	16,683	118,161	134,844
White	10,604	87,516	98,120
Black	640	3,634	4,274
American Indian/Alaskan	51	341	392
Other	1,919	11,529	13,448
Unknown	3,469	15,141	18,610
Other race includes Asian, native Hawaiian/Pacific Islander, or other.			
Ethnicity	16,683	118,161	134,844
Hispanic	1,058	5,288	6,346
Non-Hispanic	8,822	78,019	86,841
Unknown	6,803	34,854	41,657
Gender	16,683	118,161	134,844
Female	8,724	64,832	73,556
Male	7,939	53,301	61,240
Unknown	20	28	48



COVID-19: St. Lucie County vaccine summary

Vaccination data through May 22, 2021 as of May 23, 2021 at 12:05 AM

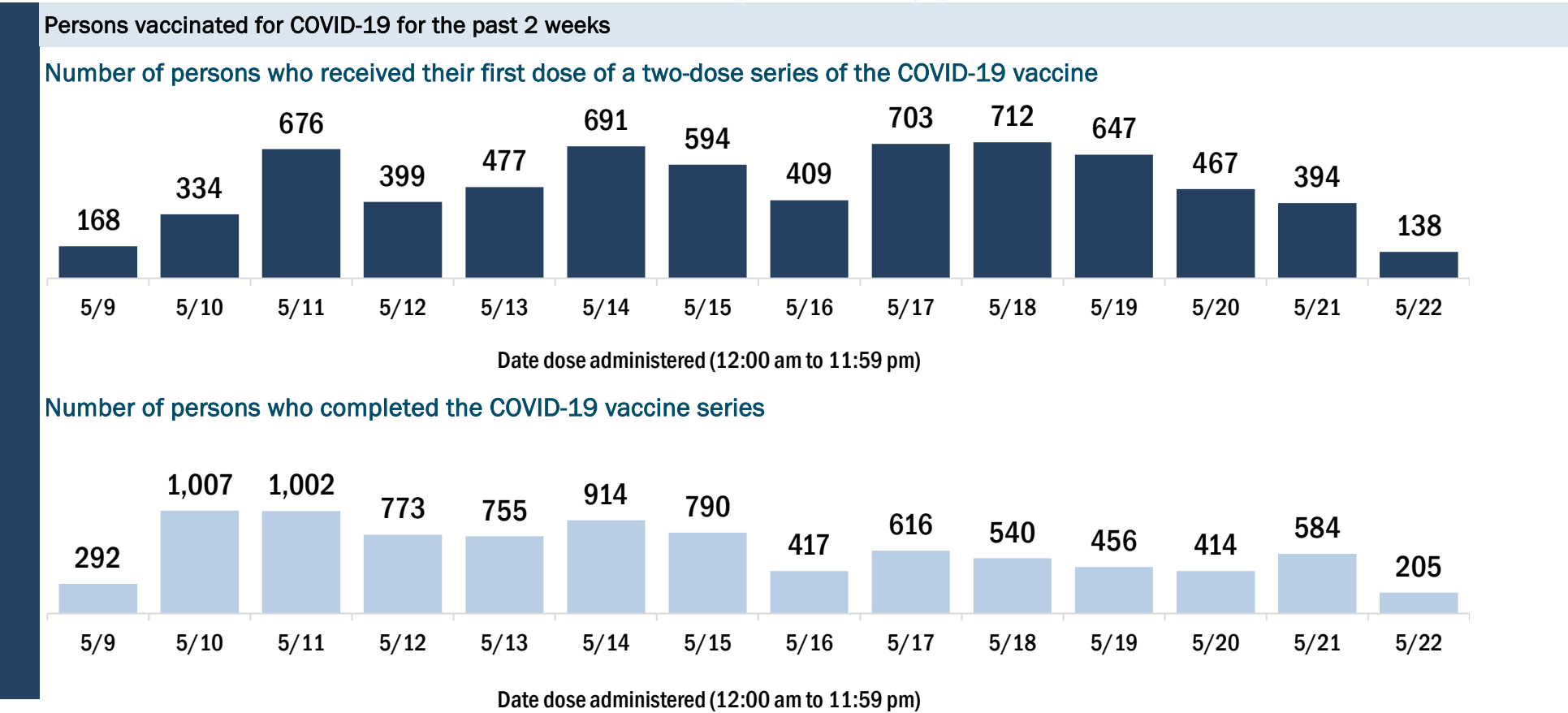
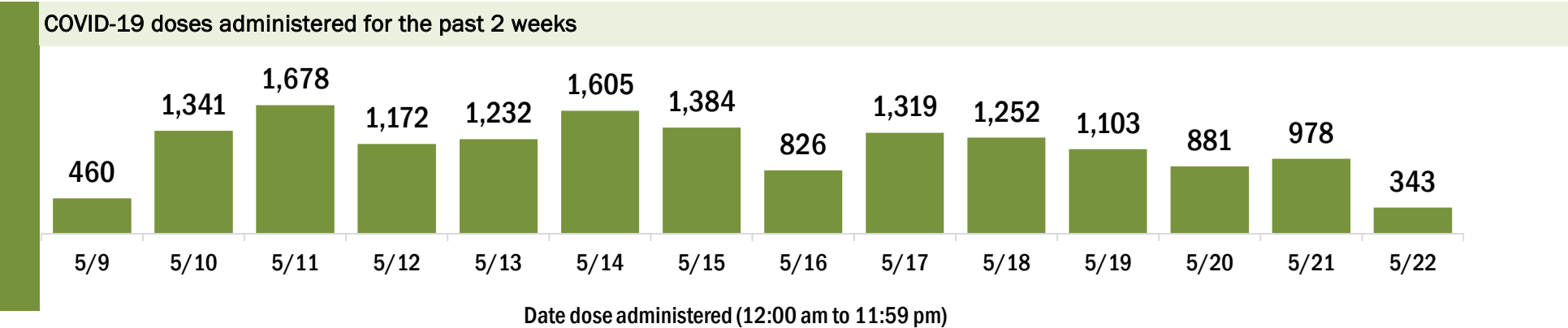
Data in this report are provisional and subject to change.

Data in this summary pertain to COVID-19 vaccines approved by the U.S. Food and Drug Administration and have been issued an Emergency Use Authorization (Janssen COVID-19 Vaccine, Moderna COVID-19 Vaccine and Pfizer-BioNTech COVID-19 Vaccine). These data summarize the number of people who have received either their first dose or have completed the series for a COVID-19 vaccine. **A person can only be counted in one category, first dose or series complete.** For persons receiving Moderna or Pfizer vaccines, once they receive their second dose, they are moved from the first dose column to the series completed column. **Because of this, the total first dose category may show a change from report to report not matching the total receiving their first dose from the previous day.** Persons receiving Johnson & Johnson vaccines will always be counted in the series completed column.

COVID-19 doses for vaccinated persons in Florida	
Doses administered	242,859
People receiving one dose of a 1-dose series (Johnson & Johnson) or receiving only one dose of a 2-dose series (Moderna, Pfizer) count once. Persons receiving both doses of a 2-dose series count twice.	

Current status of persons vaccinated for COVID-19 in Florida	
Total people vaccinated	139,351
First dose	30,604
Series completed	108,747
Completed 1-dose series	5,239
Completed 2-dose series	103,508
First dose: current number of people who have only received their first dose of the Moderna or Pfizer vaccine.	
Series complete: current number of people who have received both Moderna or Pfizer vaccine doses or one Johnson & Johnson dose and are considered fully immunized.	

Demographic summary	First dose	Series complete	Total people vaccinated
Age group	30,604	108,747	139,351
12-14 years	555	0	555
15-24 years	2,812	4,236	7,048
25-34 years	2,570	5,638	8,208
35-44 years	3,251	8,361	11,612
45-54 years	4,298	12,848	17,146
55-64 years	6,109	22,435	28,544
65-74 years	6,055	31,678	37,733
75-84 years	3,659	18,144	21,803
85+ years	1,295	5,407	6,702
Race	30,604	108,747	139,351
White	18,018	69,920	87,938
Black	3,475	10,049	13,524
American Indian/Alaskan	185	477	662
Other	3,193	10,286	13,479
Unknown	5,733	18,015	23,748
Other race includes Asian, native Hawaiian/Pacific Islander, or other.			
Ethnicity	30,604	108,747	139,351
Hispanic	4,439	11,770	16,209
Non-Hispanic	13,613	59,027	72,640
Unknown	12,552	37,950	50,502
Gender	30,604	108,747	139,351
Female	16,281	60,628	76,909
Male	14,223	48,046	62,269
Unknown	100	73	173



COVID-19: Sumter County vaccine summary

Vaccination data through May 22, 2021 as of May 23, 2021 at 12:05 AM

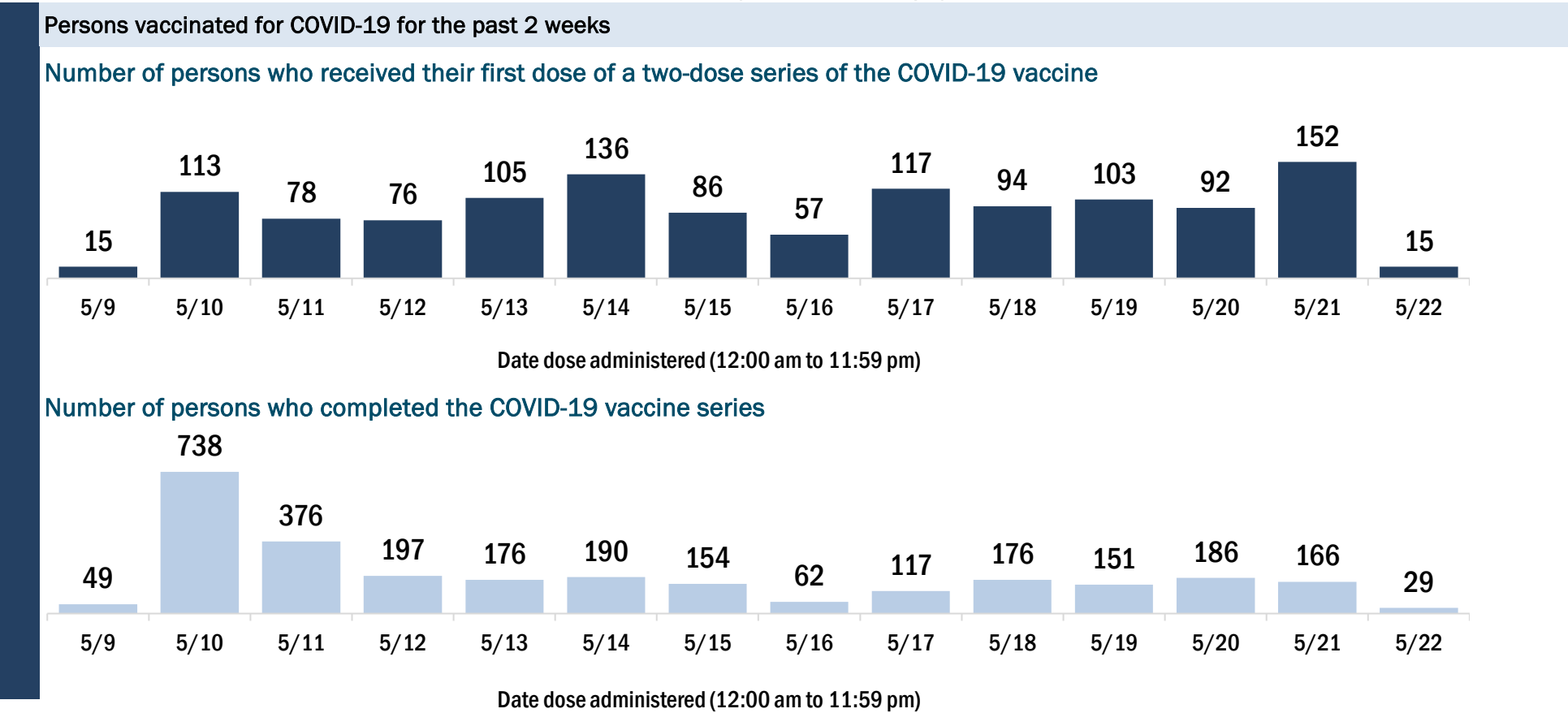
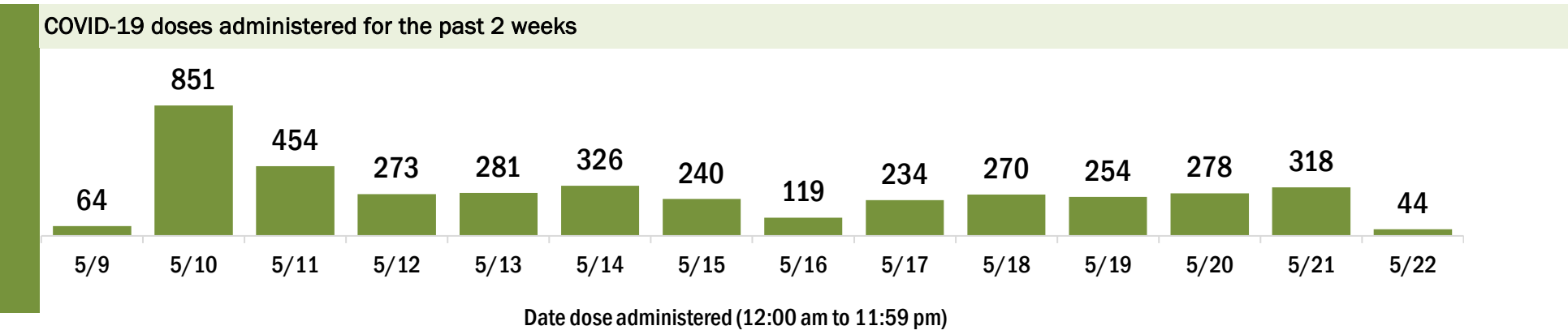
Data in this report are provisional and subject to change.

Data in this summary pertain to COVID-19 vaccines approved by the U.S. Food and Drug Administration and have been issued an Emergency Use Authorization (Janssen COVID-19 Vaccine, Moderna COVID-19 Vaccine and Pfizer-BioNTech COVID-19 Vaccine). These data summarize the number of people who have received either their first dose or have completed the series for a COVID-19 vaccine. **A person can only be counted in one category, first dose or series complete.** For persons receiving Moderna or Pfizer vaccines, once they receive their second dose, they are moved from the first dose column to the series completed column. **Because of this, the total first dose category may show a change from report to report not matching the total receiving their first dose from the previous day.** Persons receiving Johnson & Johnson vaccines will always be counted in the series completed column.

COVID-19 doses for vaccinated persons in Florida	
Doses administered	158,305
People receiving one dose of a 1-dose series (Johnson & Johnson) or receiving only one dose of a 2-dose series (Moderna, Pfizer) count once. Persons receiving both doses of a 2-dose series count twice.	

Current status of persons vaccinated for COVID-19 in Florida	
Total people vaccinated	86,462
First dose	9,916
Series completed	76,546
Completed 1-dose series	4,703
Completed 2-dose series	71,843
First dose: current number of people who have only received their first dose of the Moderna or Pfizer vaccine.	
Series complete: current number of people who have received both Moderna or Pfizer vaccine doses or one Johnson & Johnson dose and are considered fully immunized.	

Demographic summary	First dose	Series complete	Total people vaccinated
Age group	9,916	76,546	86,462
12-14 years	86	0	86
15-24 years	308	439	747
25-34 years	338	791	1,129
35-44 years	504	1,158	1,662
45-54 years	675	2,298	2,973
55-64 years	1,881	9,367	11,248
65-74 years	3,027	34,325	37,352
75-84 years	2,427	23,776	26,203
85+ years	670	4,392	5,062
Race	9,916	76,546	86,462
White	7,557	64,237	71,794
Black	286	1,229	1,515
American Indian/Alaskan	38	190	228
Other	672	3,208	3,880
Unknown	1,363	7,682	9,045
Other race includes Asian, native Hawaiian/Pacific Islander, or other.			
Ethnicity	9,916	76,546	86,462
Hispanic	374	1,537	1,911
Non-Hispanic	6,164	52,123	58,287
Unknown	3,378	22,886	26,264
Gender	9,916	76,546	86,462
Female	5,444	42,277	47,721
Male	4,451	34,250	38,701
Unknown	21	19	40



COVID-19: Suwannee County vaccine summary

Vaccination data through May 22, 2021 as of May 23, 2021 at 12:05 AM

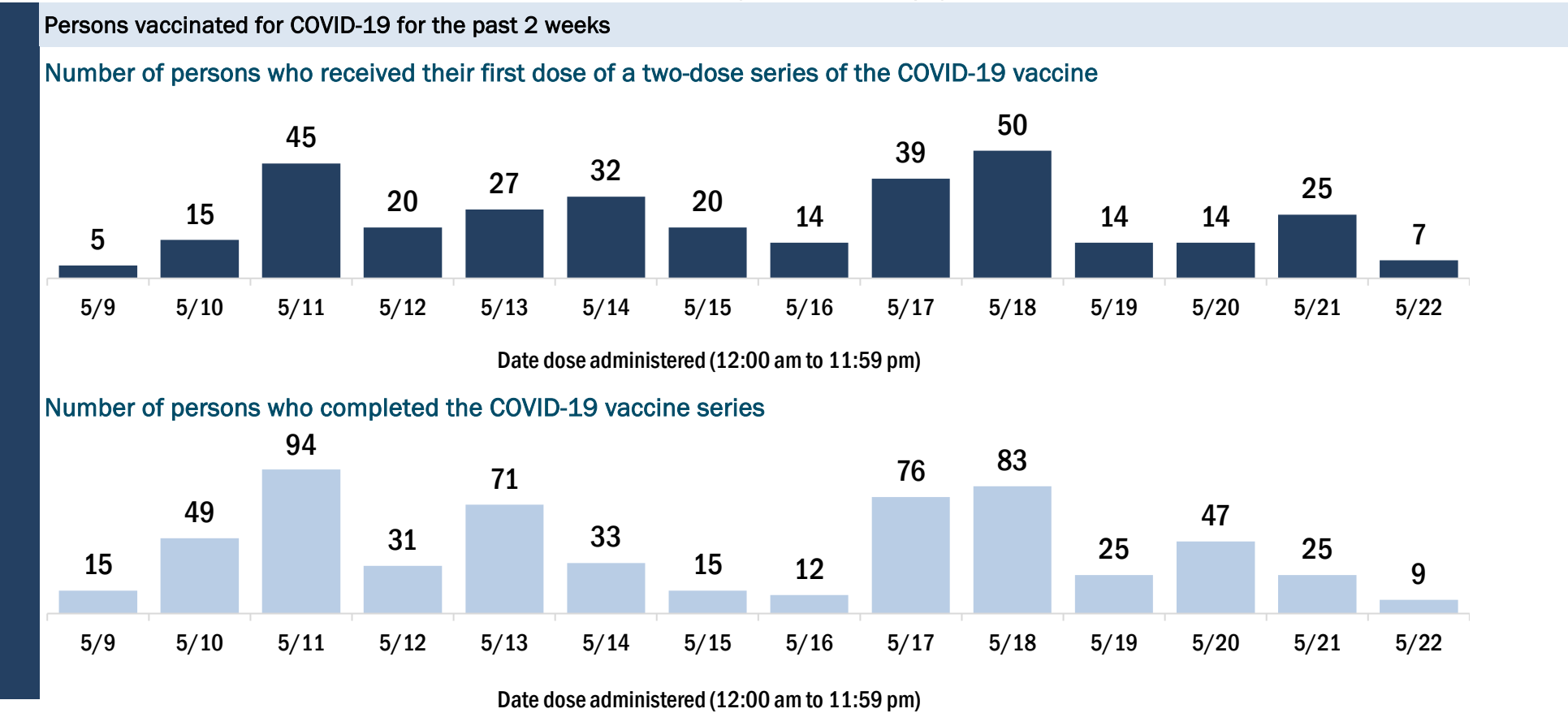
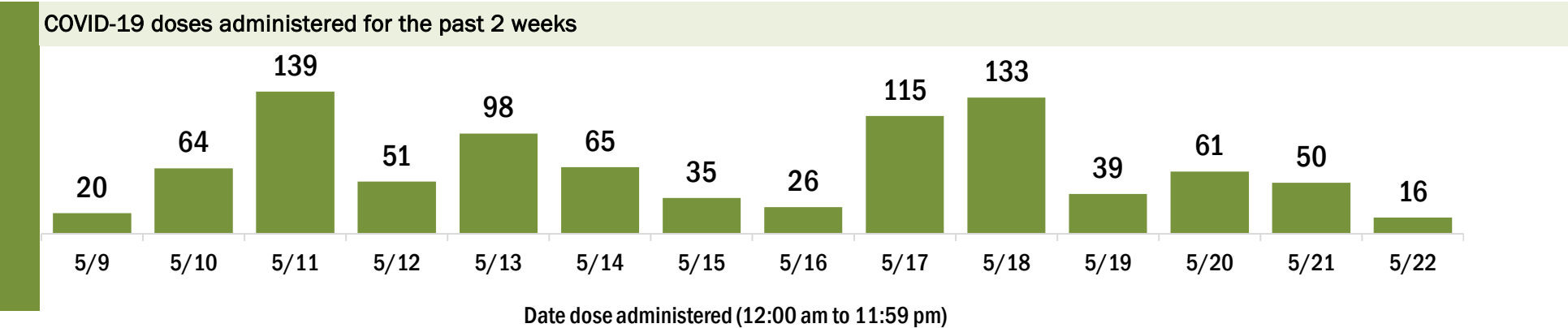
Data in this report are provisional and subject to change.

Data in this summary pertain to COVID-19 vaccines approved by the U.S. Food and Drug Administration and have been issued an Emergency Use Authorization (Janssen COVID-19 Vaccine, Moderna COVID-19 Vaccine and Pfizer-BioNTech COVID-19 Vaccine). These data summarize the number of people who have received either their first dose or have completed the series for a COVID-19 vaccine. **A person can only be counted in one category, first dose or series complete.** For persons receiving Moderna or Pfizer vaccines, once they receive their second dose, they are moved from the first dose column to the series completed column. **Because of this, the total first dose category may show a change from report to report not matching the total receiving their first dose from the previous day.** Persons receiving Johnson & Johnson vaccines will always be counted in the series completed column.

COVID-19 doses for vaccinated persons in Florida	
Doses administered	18,909
People receiving one dose of a 1-dose series (Johnson & Johnson) or receiving only one dose of a 2-dose series (Moderna, Pfizer) count once. Persons receiving both doses of a 2-dose series count twice.	

Current status of persons vaccinated for COVID-19 in Florida	
Total people vaccinated	10,689
First dose	1,755
Series completed	8,934
Completed 1-dose series	714
Completed 2-dose series	8,220
First dose: current number of people who have only received their first dose of the Moderna or Pfizer vaccine.	
Series complete: current number of people who have received both Moderna or Pfizer vaccine doses or one Johnson & Johnson dose and are considered fully immunized.	

Demographic summary	First dose	Series complete	Total people vaccinated
Age group	1,755	8,934	10,689
12-14 years	17	0	17
15-24 years	161	256	417
25-34 years	172	347	519
35-44 years	242	519	761
45-54 years	283	846	1,129
55-64 years	441	1,933	2,374
65-74 years	240	2,745	2,985
75-84 years	141	1,708	1,849
85+ years	58	580	638
Race	1,755	8,934	10,689
White	1,115	6,339	7,454
Black	274	804	1,078
American Indian/Alaskan	9	17	26
Other	166	591	757
Unknown	191	1,183	1,374
Other race includes Asian, native Hawaiian/Pacific Islander, or other.			
Ethnicity	1,755	8,934	10,689
Hispanic	184	437	621
Non-Hispanic	1,064	5,567	6,631
Unknown	507	2,930	3,437
Gender	1,755	8,934	10,689
Female	745	5,095	5,840
Male	1,010	3,839	4,849
Unknown	0	0	0



COVID-19: Taylor County vaccine summary

Vaccination data through May 22, 2021 as of May 23, 2021 at 12:05 AM

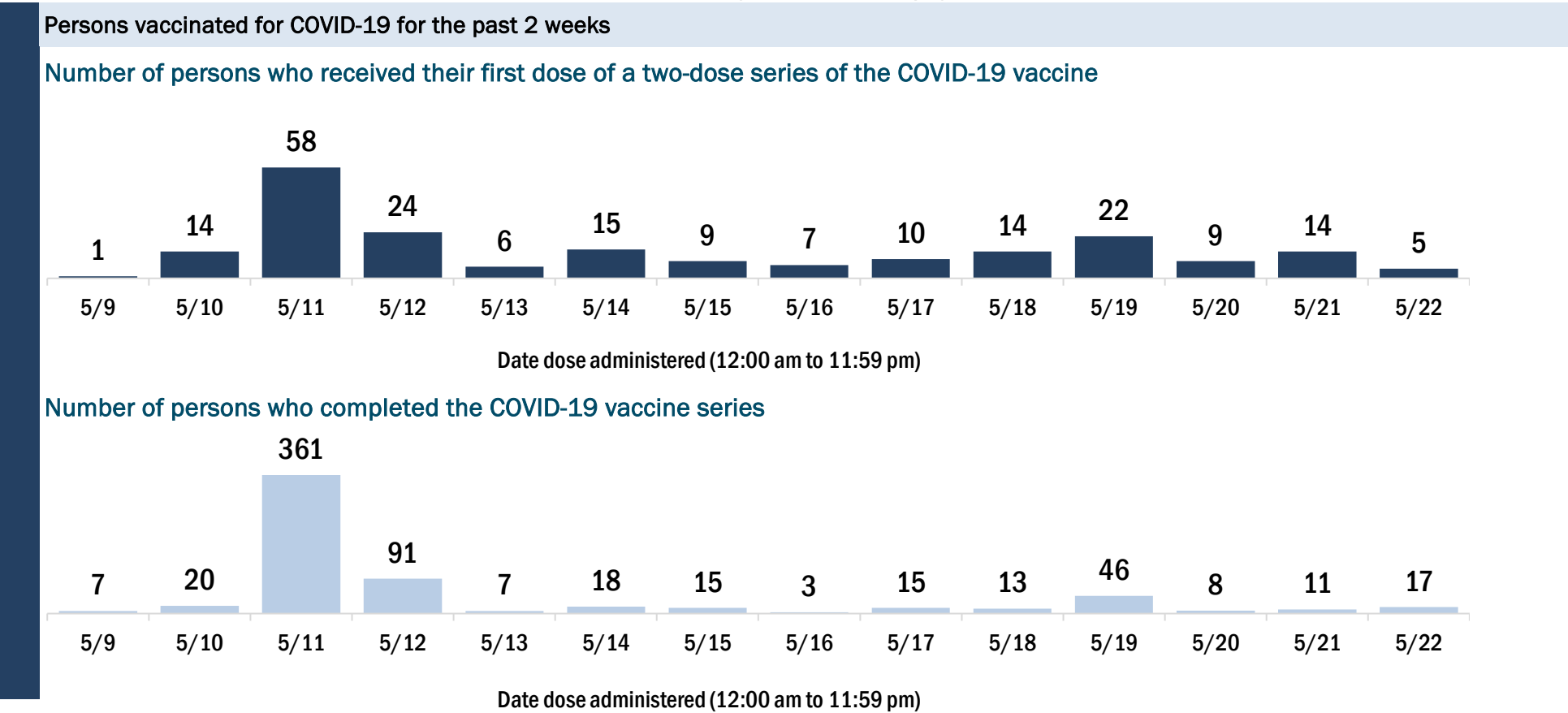
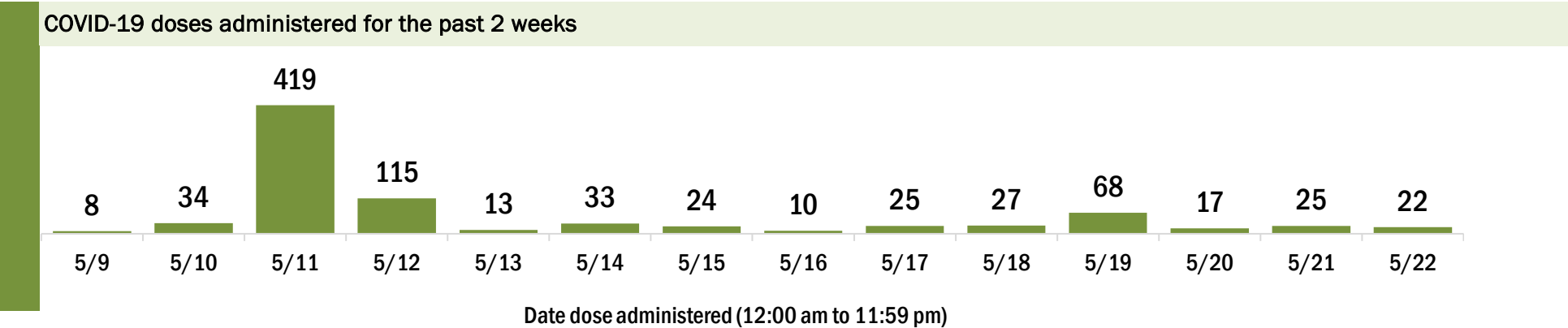
Data in this report are provisional and subject to change.

Data in this summary pertain to COVID-19 vaccines approved by the U.S. Food and Drug Administration and have been issued an Emergency Use Authorization (Janssen COVID-19 Vaccine, Moderna COVID-19 Vaccine and Pfizer-BioNTech COVID-19 Vaccine). These data summarize the number of people who have received either their first dose or have completed the series for a COVID-19 vaccine. **A person can only be counted in one category, first dose or series complete.** For persons receiving Moderna or Pfizer vaccines, once they receive their second dose, they are moved from the first dose column to the series completed column. **Because of this, the total first dose category may show a change from report to report not matching the total receiving their first dose from the previous day.** Persons receiving Johnson & Johnson vaccines will always be counted in the series completed column.

COVID-19 doses for vaccinated persons in Florida	
Doses administered	10,625
People receiving one dose of a 1-dose series (Johnson & Johnson) or receiving only one dose of a 2-dose series (Moderna, Pfizer) count once. Persons receiving both doses of a 2-dose series count twice.	

Current status of persons vaccinated for COVID-19 in Florida	
Total people vaccinated	6,124
First dose	1,243
Series completed	4,881
Completed 1-dose series	380
Completed 2-dose series	4,501
First dose: current number of people who have only received their first dose of the Moderna or Pfizer vaccine.	
Series complete: current number of people who have received both Moderna or Pfizer vaccine doses or one Johnson & Johnson dose and are considered fully immunized.	

Demographic summary	First dose	Series complete	Total people vaccinated
Age group	1,243	4,881	6,124
12-14 years	7	0	7
15-24 years	60	90	150
25-34 years	87	226	313
35-44 years	105	345	450
45-54 years	165	539	704
55-64 years	290	1,124	1,414
65-74 years	310	1,505	1,815
75-84 years	164	829	993
85+ years	55	223	278
Race	1,243	4,881	6,124
White	858	3,580	4,438
Black	189	705	894
American Indian/Alaskan	8	35	43
Other	65	313	378
Unknown	123	248	371
Other race includes Asian, native Hawaiian/Pacific Islander, or other.			
Ethnicity	1,243	4,881	6,124
Hispanic	22	98	120
Non-Hispanic	747	3,127	3,874
Unknown	474	1,656	2,130
Gender	1,243	4,881	6,124
Female	601	2,493	3,094
Male	641	2,387	3,028
Unknown	1	1	2



COVID-19: Union County vaccine summary

Vaccination data through May 22, 2021 as of May 23, 2021 at 12:05 AM

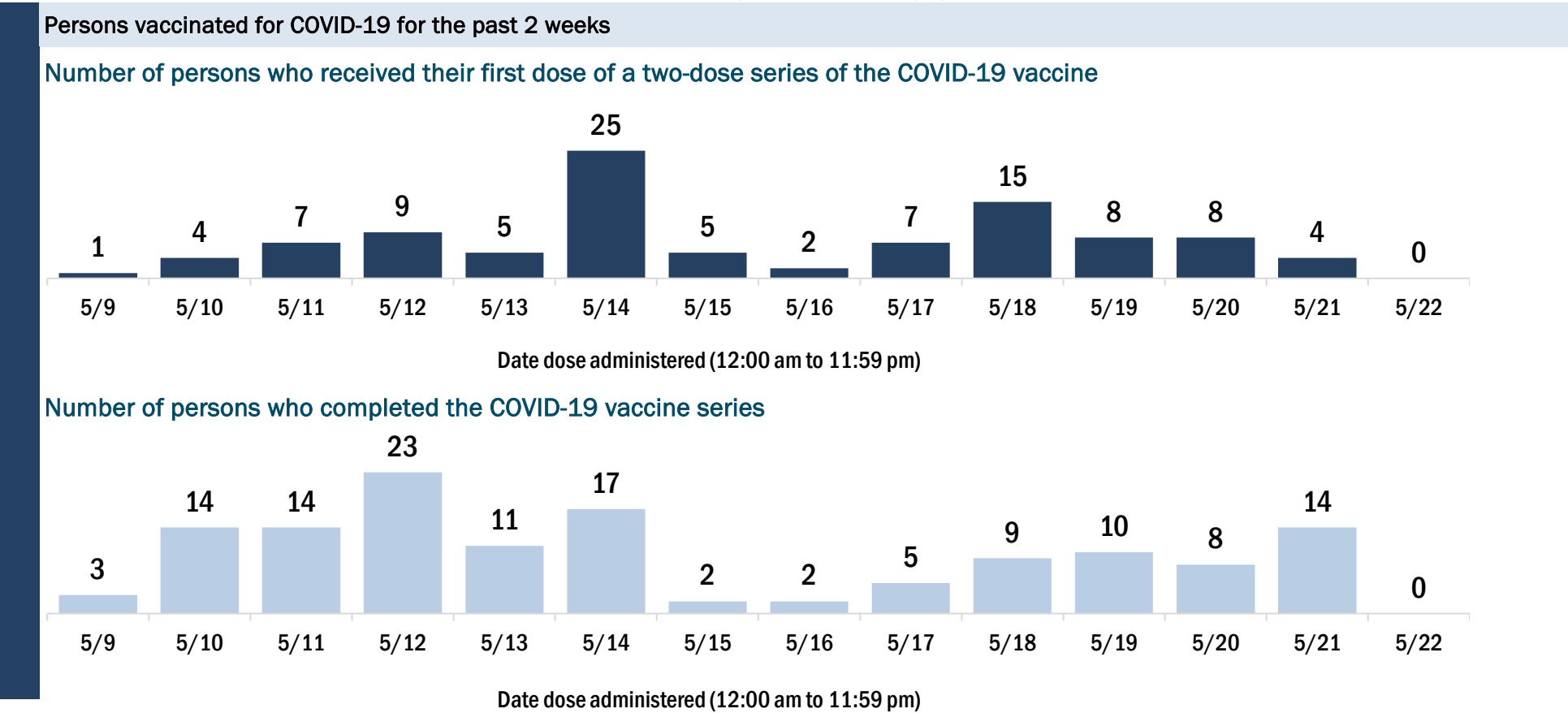
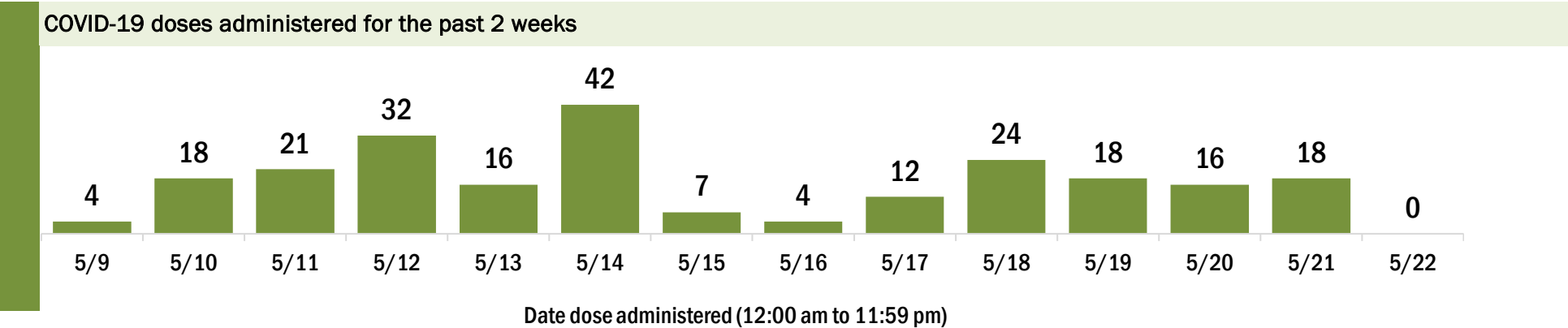
Data in this report are provisional and subject to change.

Data in this summary pertain to COVID-19 vaccines approved by the U.S. Food and Drug Administration and have been issued an Emergency Use Authorization (Janssen COVID-19 Vaccine, Moderna COVID-19 Vaccine and Pfizer-BioNTech COVID-19 Vaccine). These data summarize the number of people who have received either their first dose or have completed the series for a COVID-19 vaccine. **A person can only be counted in one category, first dose or series complete.** For persons receiving Moderna or Pfizer vaccines, once they receive their second dose, they are moved from the first dose column to the series completed column. **Because of this, the total first dose category may show a change from report to report not matching the total receiving their first dose from the previous day.** Persons receiving Johnson & Johnson vaccines will always be counted in the series completed column.

COVID-19 doses for vaccinated persons in Florida	
Doses administered	6,003
People receiving one dose of a 1-dose series (Johnson & Johnson) or receiving only one dose of a 2-dose series (Moderna, Pfizer) count once. Persons receiving both doses of a 2-dose series count twice.	

Current status of persons vaccinated for COVID-19 in Florida	
Total people vaccinated	3,417
First dose	703
Series completed	2,714
Completed 1-dose series	128
Completed 2-dose series	2,586
First dose: current number of people who have only received their first dose of the Moderna or Pfizer vaccine.	
Series complete: current number of people who have received both Moderna or Pfizer vaccine doses or one Johnson & Johnson dose and are considered fully immunized.	

Demographic summary	First dose	Series complete	Total people vaccinated
Age group	703	2,714	3,417
12-14 years	2	0	2
15-24 years	56	86	142
25-34 years	60	175	235
35-44 years	127	256	383
45-54 years	139	384	523
55-64 years	171	640	811
65-74 years	97	703	800
75-84 years	44	368	412
85+ years	7	102	109
Race	703	2,714	3,417
White	448	2,048	2,496
Black	175	437	612
American Indian/Alaskan	5	17	22
Other	54	161	215
Unknown	21	51	72
Other race includes Asian, native Hawaiian/Pacific Islander, or other.			
Ethnicity	703	2,714	3,417
Hispanic	44	93	137
Non-Hispanic	558	2,397	2,955
Unknown	101	224	325
Gender	703	2,714	3,417
Female	158	1,212	1,370
Male	540	1,502	2,042
Unknown	5	0	5



COVID-19: Volusia County vaccine summary

Vaccination data through May 22, 2021 as of May 23, 2021 at 12:05 AM

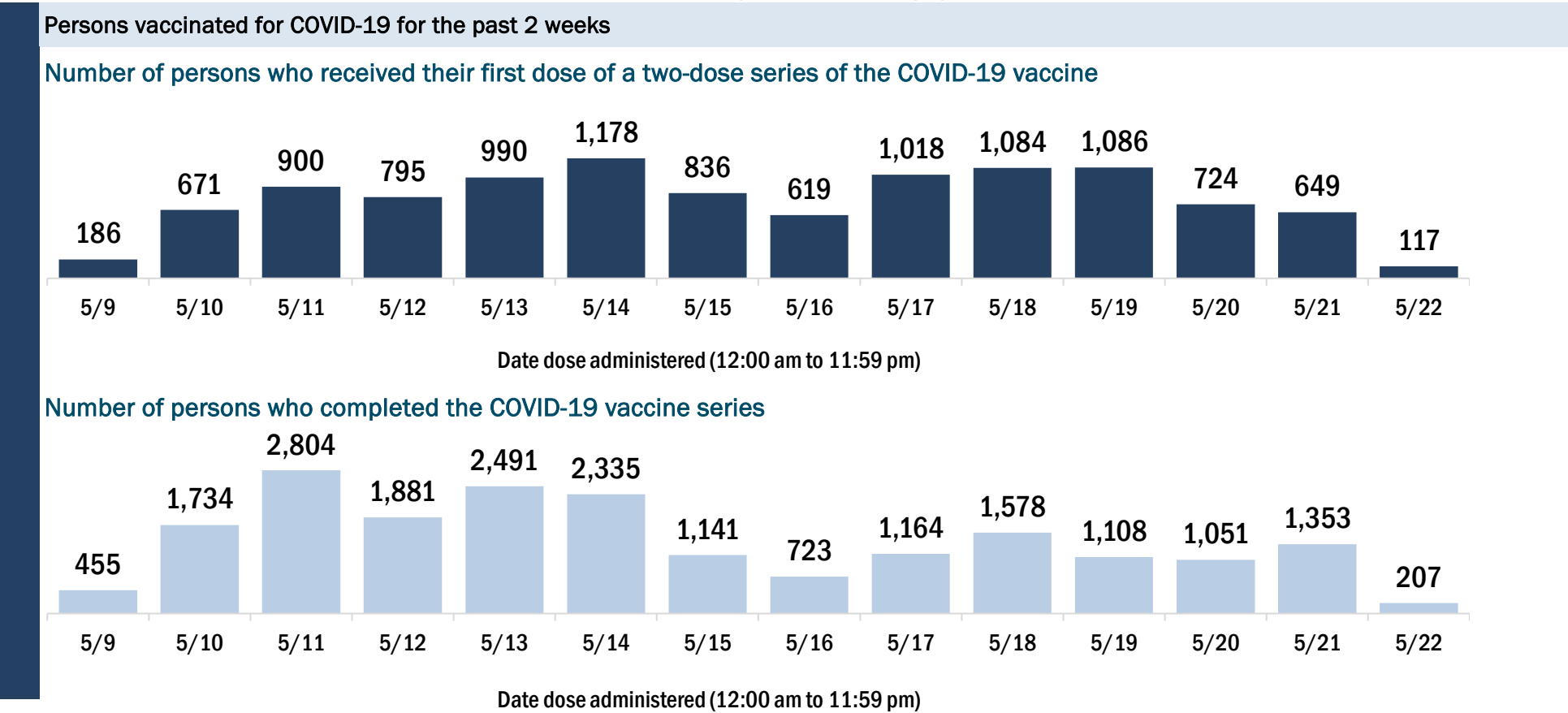
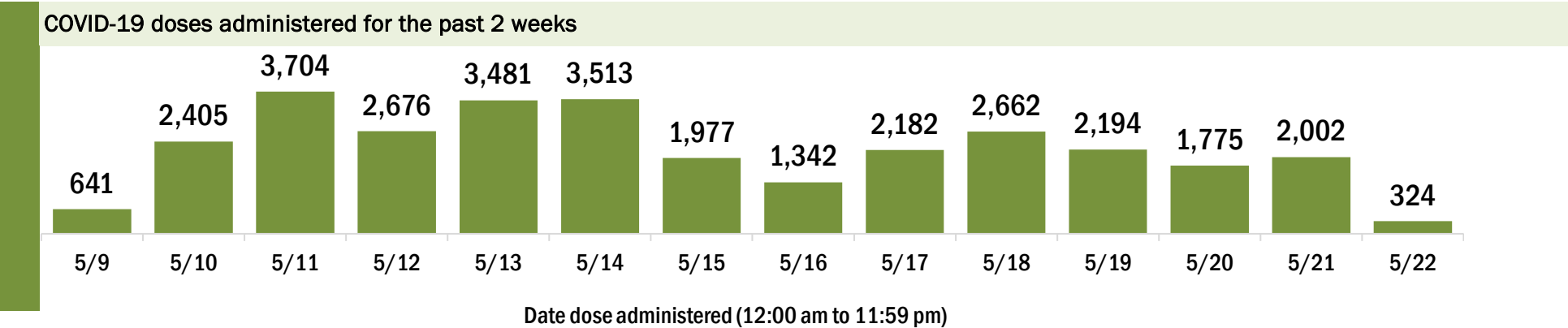
Data in this report are provisional and subject to change.

Data in this summary pertain to COVID-19 vaccines approved by the U.S. Food and Drug Administration and have been issued an Emergency Use Authorization (Janssen COVID-19 Vaccine, Moderna COVID-19 Vaccine and Pfizer-BioNTech COVID-19 Vaccine). These data summarize the number of people who have received either their first dose or have completed the series for a COVID-19 vaccine. **A person can only be counted in one category, first dose or series complete.** For persons receiving Moderna or Pfizer vaccines, once they receive their second dose, they are moved from the first dose column to the series completed column. **Because of this, the total first dose category may show a change from report to report not matching the total receiving their first dose from the previous day.** Persons receiving Johnson & Johnson vaccines will always be counted in the series completed column.

COVID-19 doses for vaccinated persons in Florida	
Doses administered	405,441
People receiving one dose of a 1-dose series (Johnson & Johnson) or receiving only one dose of a 2-dose series (Moderna, Pfizer) count once. Persons receiving both doses of a 2-dose series count twice.	

Current status of persons vaccinated for COVID-19 in Florida	
Total people vaccinated	234,922
First dose	42,861
Series completed	192,061
Completed 1-dose series	21,542
Completed 2-dose series	170,519
First dose: current number of people who have only received their first dose of the Moderna or Pfizer vaccine.	
Series complete: current number of people who have received both Moderna or Pfizer vaccine doses or one Johnson & Johnson dose and are considered fully immunized.	

Demographic summary	First dose	Series complete	Total people vaccinated
Age group	42,861	192,061	234,922
12-14 years	960	0	960
15-24 years	4,790	8,995	13,785
25-34 years	4,151	10,810	14,961
35-44 years	4,731	14,229	18,960
45-54 years	5,986	21,836	27,822
55-64 years	9,274	40,338	49,612
65-74 years	7,639	54,940	62,579
75-84 years	3,857	30,401	34,258
85+ years	1,473	10,512	11,985
Race	42,861	192,061	234,922
White	26,423	127,173	153,596
Black	2,736	9,714	12,450
American Indian/Alaskan	193	635	828
Other	5,038	21,389	26,427
Unknown	8,471	33,150	41,621
Other race includes Asian, native Hawaiian/Pacific Islander, or other.			
Ethnicity	42,861	192,061	234,922
Hispanic	5,198	13,831	19,029
Non-Hispanic	21,065	101,624	122,689
Unknown	16,598	76,606	93,204
Gender	42,861	192,061	234,922
Female	22,580	106,108	128,688
Male	19,796	82,951	102,747
Unknown	485	3,002	3,487



COVID-19: Wakulla County vaccine summary

Vaccination data through May 22, 2021 as of May 23, 2021 at 12:05 AM

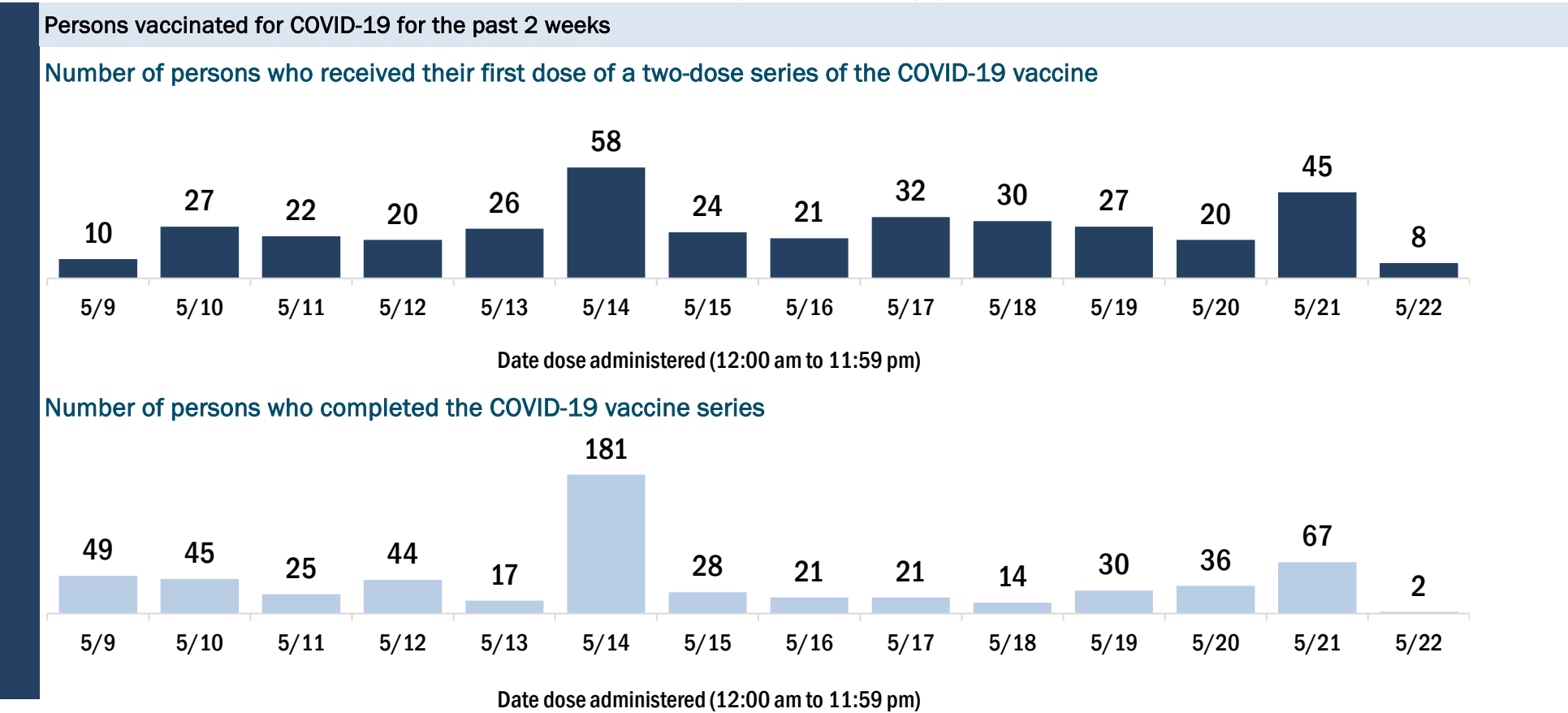
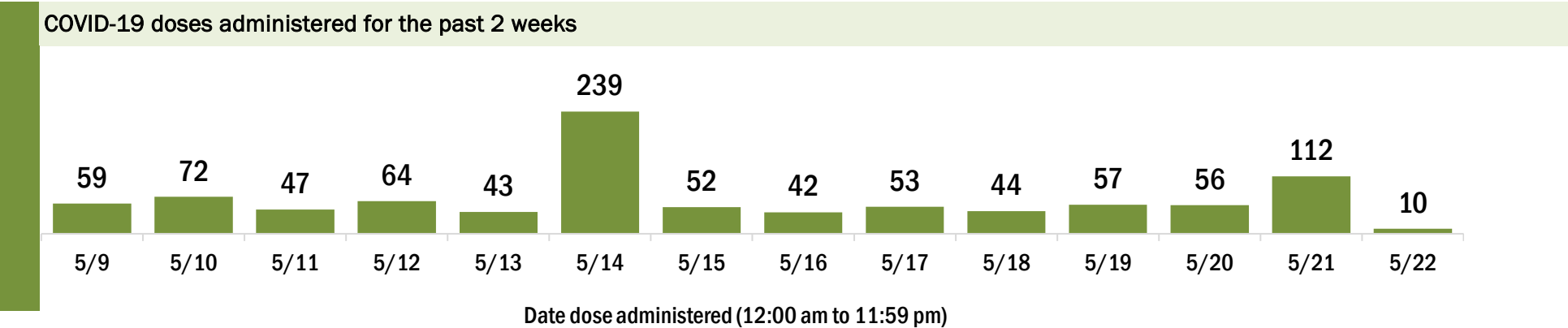
Data in this report are provisional and subject to change.

Data in this summary pertain to COVID-19 vaccines approved by the U.S. Food and Drug Administration and have been issued an Emergency Use Authorization (Janssen COVID-19 Vaccine, Moderna COVID-19 Vaccine and Pfizer-BioNTech COVID-19 Vaccine). These data summarize the number of people who have received either their first dose or have completed the series for a COVID-19 vaccine. **A person can only be counted in one category, first dose or series complete.** For persons receiving Moderna or Pfizer vaccines, once they receive their second dose, they are moved from the first dose column to the series completed column. **Because of this, the total first dose category may show a change from report to report not matching the total receiving their first dose from the previous day.** Persons receiving Johnson & Johnson vaccines will always be counted in the series completed column.

COVID-19 doses for vaccinated persons in Florida	
Doses administered	19,612
People receiving one dose of a 1-dose series (Johnson & Johnson) or receiving only one dose of a 2-dose series (Moderna, Pfizer) count once. Persons receiving both doses of a 2-dose series count twice.	

Current status of persons vaccinated for COVID-19 in Florida	
Total people vaccinated	11,399
First dose	2,564
Series completed	8,835
Completed 1-dose series	622
Completed 2-dose series	8,213
First dose: current number of people who have only received their first dose of the Moderna or Pfizer vaccine.	
Series complete: current number of people who have received both Moderna or Pfizer vaccine doses or one Johnson & Johnson dose and are considered fully immunized.	

Demographic summary	First dose	Series complete	Total people vaccinated
Age group	2,564	8,835	11,399
12-14 years	33	0	33
15-24 years	169	347	516
25-34 years	315	538	853
35-44 years	406	809	1,215
45-54 years	474	1,193	1,667
55-64 years	513	2,003	2,516
65-74 years	416	2,515	2,931
75-84 years	181	1,159	1,340
85+ years	57	271	328
Race	2,564	8,835	11,399
White	1,757	6,592	8,349
Black	508	673	1,181
American Indian/Alaskan	6	39	45
Other	132	1,079	1,211
Unknown	161	452	613
Other race includes Asian, native Hawaiian/Pacific Islander, or other.			
Ethnicity	2,564	8,835	11,399
Hispanic	83	193	276
Non-Hispanic	1,209	7,092	8,301
Unknown	1,272	1,550	2,822
Gender	2,564	8,835	11,399
Female	895	4,926	5,821
Male	1,668	3,908	5,576
Unknown	1	1	2



COVID-19: Walton County vaccine summary

Vaccination data through May 22, 2021 as of May 23, 2021 at 12:05 AM

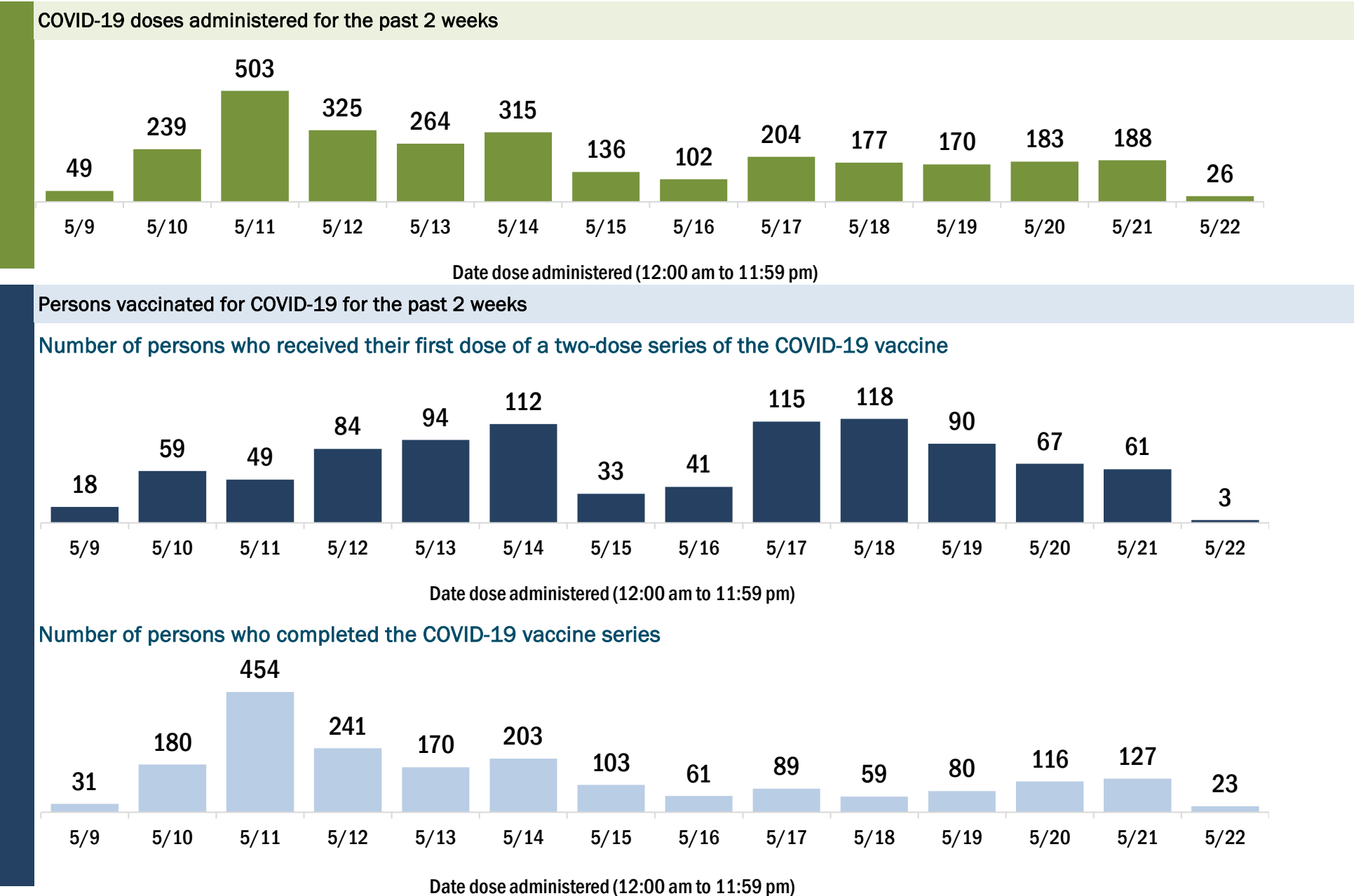
Data in this report are provisional and subject to change.

Data in this summary pertain to COVID-19 vaccines approved by the U.S. Food and Drug Administration and have been issued an Emergency Use Authorization (Janssen COVID-19 Vaccine, Moderna COVID-19 Vaccine and Pfizer-BioNTech COVID-19 Vaccine). These data summarize the number of people who have received either their first dose or have completed the series for a COVID-19 vaccine. **A person can only be counted in one category, first dose or series complete.** For persons receiving Moderna or Pfizer vaccines, once they receive their second dose, they are moved from the first dose column to the series completed column. **Because of this, the total first dose category may show a change from report to report not matching the total receiving their first dose from the previous day.** Persons receiving Johnson & Johnson vaccines will always be counted in the series completed column.

COVID-19 doses for vaccinated persons in Florida	
Doses administered	46,854
People receiving one dose of a 1-dose series (Johnson & Johnson) or receiving only one dose of a 2-dose series (Moderna, Pfizer) count once. Persons receiving both doses of a 2-dose series count twice.	

Current status of persons vaccinated for COVID-19 in Florida	
Total people vaccinated	26,900
First dose	5,358
Series completed	21,542
Completed 1-dose series	1,588
Completed 2-dose series	19,954
First dose: current number of people who have only received their first dose of the Moderna or Pfizer vaccine.	
Series complete: current number of people who have received both Moderna or Pfizer vaccine doses or one Johnson & Johnson dose and are considered fully immunized.	

Demographic summary	First dose	Series complete	Total people vaccinated
Age group	5,358	21,542	26,900
12-14 years	44	0	44
15-24 years	426	627	1,053
25-34 years	513	1,044	1,557
35-44 years	634	1,863	2,497
45-54 years	829	2,605	3,434
55-64 years	1,145	5,046	6,191
65-74 years	1,142	6,665	7,807
75-84 years	504	2,907	3,411
85+ years	121	785	906
Race	5,358	21,542	26,900
White	3,765	16,035	19,800
Black	228	533	761
American Indian/Alaskan	25	97	122
Other	376	1,108	1,484
Unknown	964	3,769	4,733
Other race includes Asian, native Hawaiian/Pacific Islander, or other.			
Ethnicity	5,358	21,542	26,900
Hispanic	328	683	1,011
Non-Hispanic	3,297	14,214	17,511
Unknown	1,733	6,645	8,378
Gender	5,358	21,542	26,900
Female	2,728	11,477	14,205
Male	2,610	10,063	12,673
Unknown	20	2	22



COVID-19: Washington County vaccine summary

Vaccination data through May 22, 2021 as of May 23, 2021 at 12:05 AM

Data in this report are provisional and subject to change.

Data in this summary pertain to COVID-19 vaccines approved by the U.S. Food and Drug Administration and have been issued an Emergency Use Authorization (Janssen COVID-19 Vaccine, Moderna COVID-19 Vaccine and Pfizer-BioNTech COVID-19 Vaccine). These data summarize the number of people who have received either their first dose or have completed the series for a COVID-19 vaccine. **A person can only be counted in one category, first dose or series complete.** For persons receiving Moderna or Pfizer vaccines, once they receive their second dose, they are moved from the first dose column to the series completed column. **Because of this, the total first dose category may show a change from report to report not matching the total receiving their first dose from the previous day.** Persons receiving Johnson & Johnson vaccines will always be counted in the series completed column.

COVID-19 doses for vaccinated persons in Florida	
Doses administered	11,022
People receiving one dose of a 1-dose series (Johnson & Johnson) or receiving only one dose of a 2-dose series (Moderna, Pfizer) count once. Persons receiving both doses of a 2-dose series count twice.	

Current status of persons vaccinated for COVID-19 in Florida	
Total people vaccinated	6,218
First dose	929
Series completed	5,289
Completed 1-dose series	485
Completed 2-dose series	4,804
First dose: current number of people who have only received their first dose of the Moderna or Pfizer vaccine.	
Series complete: current number of people who have received both Moderna or Pfizer vaccine doses or one Johnson & Johnson dose and are considered fully immunized.	

Demographic summary	First dose	Series complete	Total people vaccinated
Age group	929	5,289	6,218
12-14 years	11	0	11
15-24 years	71	101	172
25-34 years	110	252	362
35-44 years	126	421	547
45-54 years	184	636	820
55-64 years	213	1,287	1,500
65-74 years	122	1,486	1,608
75-84 years	65	831	896
85+ years	27	275	302
Race	929	5,289	6,218
White	556	3,959	4,515
Black	116	536	652
American Indian/Alaskan	7	62	69
Other	45	237	282
Unknown	205	495	700
Other race includes Asian, native Hawaiian/Pacific Islander, or other.			
Ethnicity	929	5,289	6,218
Hispanic	23	118	141
Non-Hispanic	687	4,356	5,043
Unknown	219	815	1,034
Gender	929	5,289	6,218
Female	404	2,687	3,091
Male	525	2,602	3,127
Unknown	0	0	0

