

COVID-19: Florida vaccine summary

Vaccination data through May 21, 2021 as of May 22, 2021 at 12:05 AM

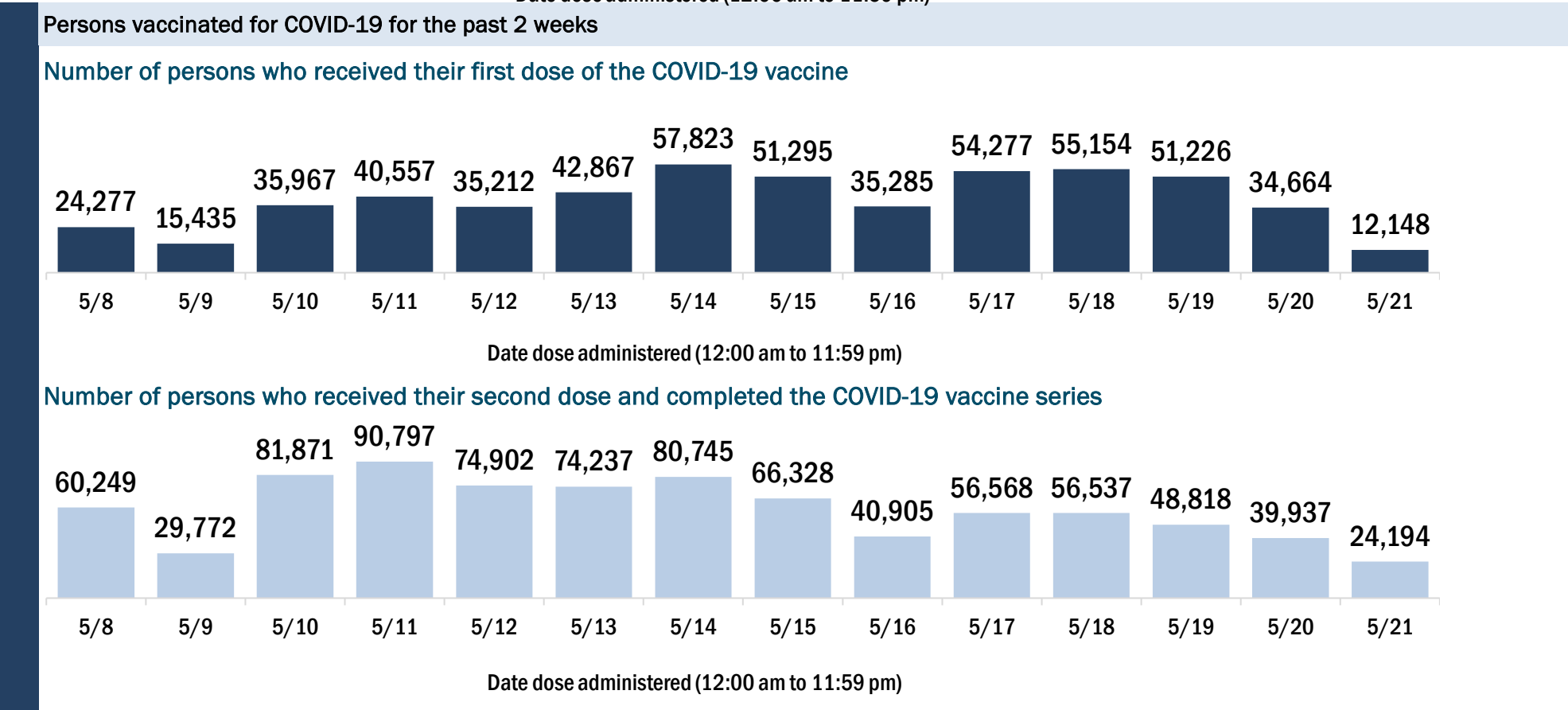
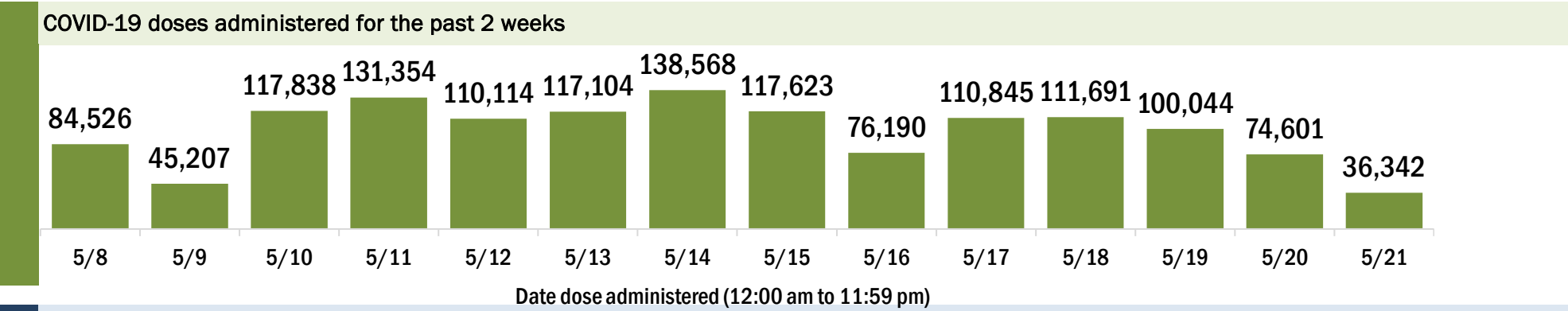
Data in this report are provisional and subject to change. Data are based on county of residence.

Data in this summary pertain to COVID-19 vaccines approved by the U.S. Food and Drug Administration and have been issued an Emergency Use Authorization (Janssen COVID-19 Vaccine, Moderna COVID-19 Vaccine and Pfizer-BioNTech COVID-19 Vaccine). These data summarize the number of people who have received either their first dose or have completed the series for a COVID-19 vaccine. **A person can only be counted in one category, first dose or series complete.** For persons receiving Moderna or Pfizer vaccines, once they receive their second dose, they are moved from the first dose column to the series completed column. **Because of this, the total first dose category may show a change from report to report not matching the total receiving their first dose from the previous day.** Persons receiving Johnson & Johnson vaccines will always be counted in the series completed column.

COVID-19 doses for vaccinated persons in Florida	
Doses administered	17,152,015
People receiving one dose of a 1-dose series (Johnson & Johnson) or receiving only one dose of a 2-dose series (Moderna, Pfizer) count once. Persons receiving both doses of a 2-dose series count twice.	

Current status of persons vaccinated for COVID-19 in Florida	
Total people vaccinated	9,963,783
First dose	2,039,883
Series completed	7,923,900
Completed 1-dose series	735,668
Completed 2-dose series	7,188,232
First dose: current number of people who have only received their first dose of the Moderna or Pfizer vaccine.	
Series complete: current number of people who have received both Moderna or Pfizer vaccine doses or one Johnson & Johnson dose and are considered fully immunized.	

Demographic summary	First dose	Series complete	Total people vaccinated
Age group	2,039,883	7,923,900	9,963,783
12-14 years	55,438	0	55,438
15-24 years	243,719	452,018	695,737
25-34 years	253,941	656,660	910,601
35-44 years	280,715	855,820	1,136,535
45-54 years	304,799	1,122,565	1,427,364
55-64 years	339,614	1,592,379	1,931,993
65-74 years	308,723	1,850,523	2,159,246
75-84 years	178,400	1,047,411	1,225,811
85+ years	74,534	346,524	421,058
Race	2,039,883	7,923,900	9,963,783
White	1,227,963	5,359,326	6,587,289
Black	170,790	540,566	711,356
American Indian/Alaskan	10,551	27,799	38,350
Other	256,237	858,804	1,115,041
Unknown	374,342	1,137,405	1,511,747
Other race includes Asian, native Hawaiian/Pacific Islander, or other.			
Ethnicity	2,039,883	7,923,900	9,963,783
Hispanic	470,185	1,277,855	1,748,040
Non-Hispanic	829,730	4,123,610	4,953,340
Unknown	739,968	2,522,435	3,262,403
Gender	2,039,883	7,923,900	9,963,783
Female	1,070,583	4,354,805	5,425,388
Male	958,659	3,557,252	4,515,911
Unknown	10,641	11,843	22,484



COVID-19: Alachua County vaccine summary

Vaccination data through May 21, 2021 as of May 22, 2021 at 12:05 AM

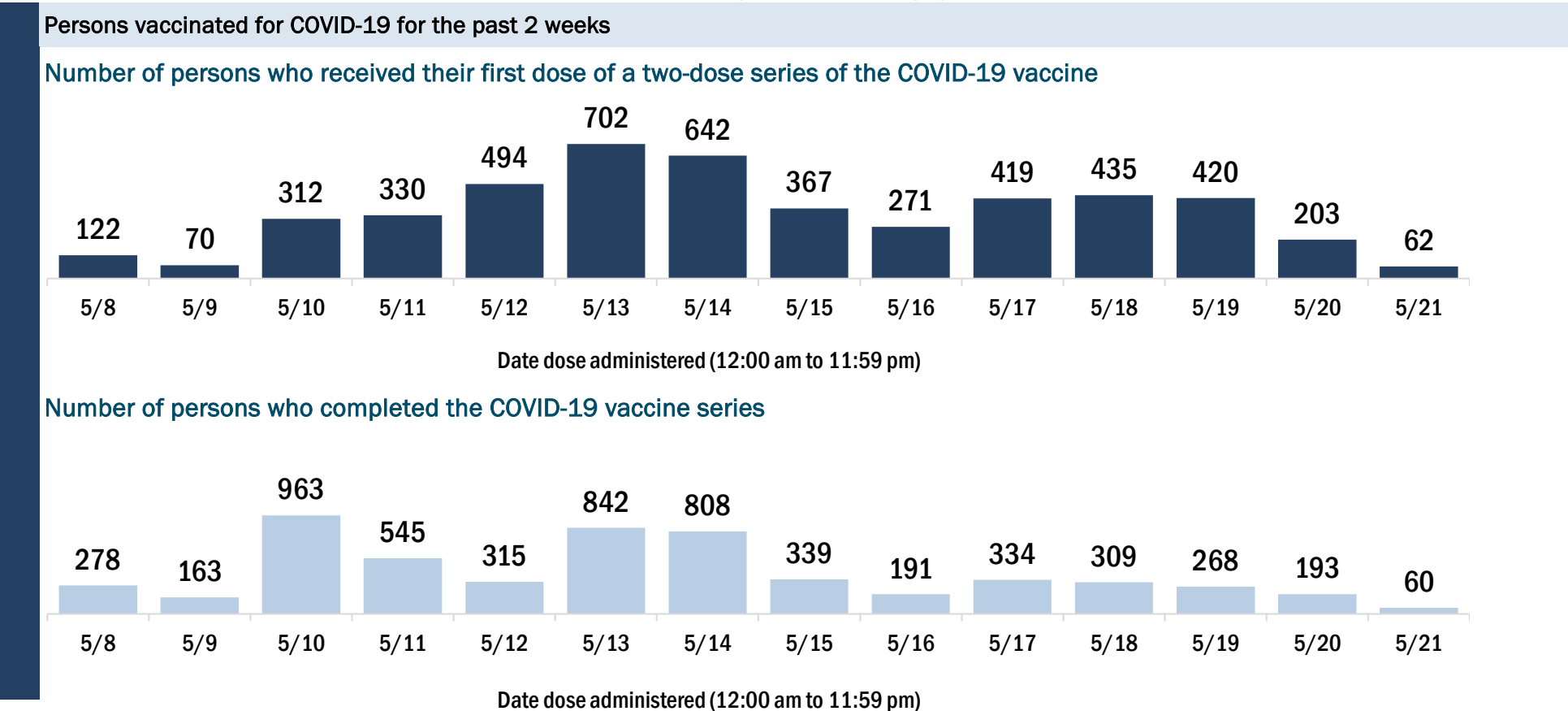
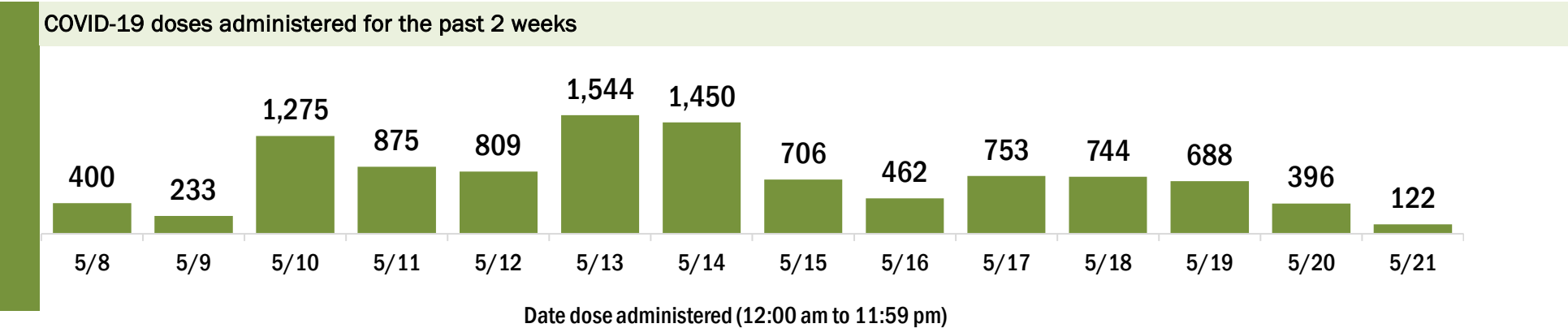
Data in this report are provisional and subject to change.

Data in this summary pertain to COVID-19 vaccines approved by the U.S. Food and Drug Administration and have been issued an Emergency Use Authorization (Janssen COVID-19 Vaccine, Moderna COVID-19 Vaccine and Pfizer-BioNTech COVID-19 Vaccine). These data summarize the number of people who have received either their first dose or have completed the series for a COVID-19 vaccine. **A person can only be counted in one category, first dose or series complete.** For persons receiving Moderna or Pfizer vaccines, once they receive their second dose, they are moved from the first dose column to the series completed column. **Because of this, the total first dose category may show a change from report to report not matching the total receiving their first dose from the previous day.** Persons receiving Johnson & Johnson vaccines will always be counted in the series completed column.

COVID-19 doses for vaccinated persons in Florida	
Doses administered	228,239
People receiving one dose of a 1-dose series (Johnson & Johnson) or receiving only one dose of a 2-dose series (Moderna, Pfizer) count once. Persons receiving both doses of a 2-dose series count twice.	

Current status of persons vaccinated for COVID-19 in Florida	
Total people vaccinated	126,557
First dose	19,904
Series completed	106,653
Completed 1-dose series	4,971
Completed 2-dose series	101,682
First dose: current number of people who have only received their first dose of the Moderna or Pfizer vaccine.	
Series complete: current number of people who have received both Moderna or Pfizer vaccine doses or one Johnson & Johnson dose and are considered fully immunized.	

Demographic summary	First dose	Series complete	Total people vaccinated
Age group	19,904	106,653	126,557
12-14 years	779	0	779
15-24 years	5,290	17,401	22,691
25-34 years	3,836	17,190	21,026
35-44 years	2,916	13,186	16,102
45-54 years	2,287	12,545	14,832
55-64 years	2,403	16,034	18,437
65-74 years	1,419	18,056	19,475
75-84 years	657	8,945	9,602
85+ years	317	3,296	3,613
Race	19,904	106,653	126,557
White	11,657	73,572	85,229
Black	2,998	10,647	13,645
American Indian/Alaskan	101	346	447
Other	3,293	16,964	20,257
Unknown	1,855	5,124	6,979
Other race includes Asian, native Hawaiian/Pacific Islander, or other.			
Ethnicity	19,904	106,653	126,557
Hispanic	2,613	9,973	12,586
Non-Hispanic	11,405	72,878	84,283
Unknown	5,886	23,802	29,688
Gender	19,904	106,653	126,557
Female	10,272	60,333	70,605
Male	9,561	46,274	55,835
Unknown	71	46	117



COVID-19: Baker County vaccine summary

Vaccination data through May 21, 2021 as of May 22, 2021 at 12:05 AM

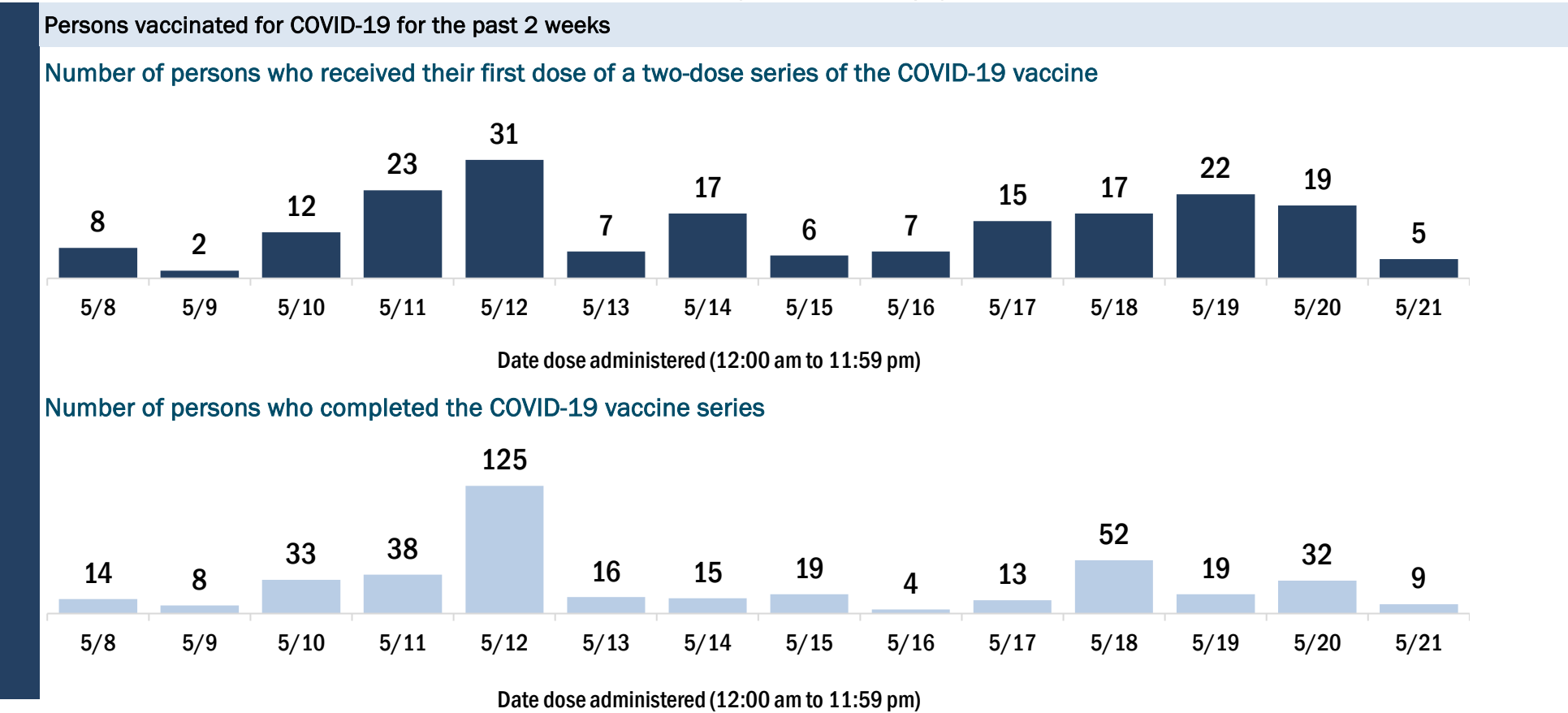
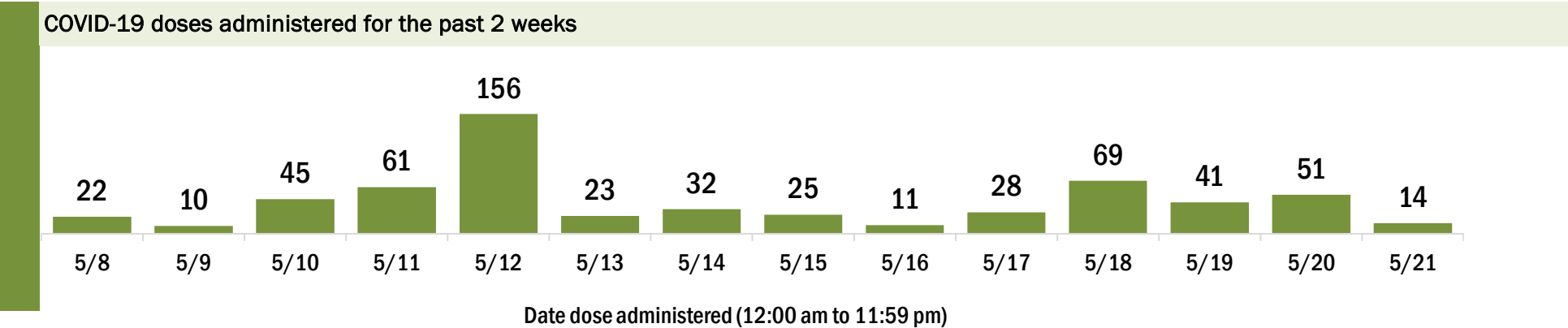
Data in this report are provisional and subject to change.

Data in this summary pertain to COVID-19 vaccines approved by the U.S. Food and Drug Administration and have been issued an Emergency Use Authorization (Janssen COVID-19 Vaccine, Moderna COVID-19 Vaccine and Pfizer-BioNTech COVID-19 Vaccine). These data summarize the number of people who have received either their first dose or have completed the series for a COVID-19 vaccine. **A person can only be counted in one category, first dose or series complete.** For persons receiving Moderna or Pfizer vaccines, once they receive their second dose, they are moved from the first dose column to the series completed column. **Because of this, the total first dose category may show a change from report to report not matching the total receiving their first dose from the previous day.** Persons receiving Johnson & Johnson vaccines will always be counted in the series completed column.

COVID-19 doses for vaccinated persons in Florida	
Doses administered	10,858
People receiving one dose of a 1-dose series (Johnson & Johnson) or receiving only one dose of a 2-dose series (Moderna, Pfizer) count once. Persons receiving both doses of a 2-dose series count twice.	

Current status of persons vaccinated for COVID-19 in Florida	
Total people vaccinated	6,307
First dose	1,560
Series completed	4,747
Completed 1-dose series	196
Completed 2-dose series	4,551
First dose: current number of people who have only received their first dose of the Moderna or Pfizer vaccine.	
Series complete: current number of people who have received both Moderna or Pfizer vaccine doses or one Johnson & Johnson dose and are considered fully immunized.	

Demographic summary	First dose	Series complete	Total people vaccinated
Age group	1,560	4,747	6,307
12-14 years	7	0	7
15-24 years	100	148	248
25-34 years	235	252	487
35-44 years	318	399	717
45-54 years	324	632	956
55-64 years	344	1,068	1,412
65-74 years	143	1,355	1,498
75-84 years	60	699	759
85+ years	29	194	223
Race	1,560	4,747	6,307
White	950	3,768	4,718
Black	446	483	929
American Indian/Alaskan	3	21	24
Other	108	254	362
Unknown	53	221	274
Other race includes Asian, native Hawaiian/Pacific Islander, or other.			
Ethnicity	1,560	4,747	6,307
Hispanic	37	114	151
Non-Hispanic	739	3,525	4,264
Unknown	784	1,108	1,892
Gender	1,560	4,747	6,307
Female	484	2,559	3,043
Male	1,068	2,186	3,254
Unknown	8	2	10



COVID-19: Bay County vaccine summary

Vaccination data through May 21, 2021 as of May 22, 2021 at 12:05 AM

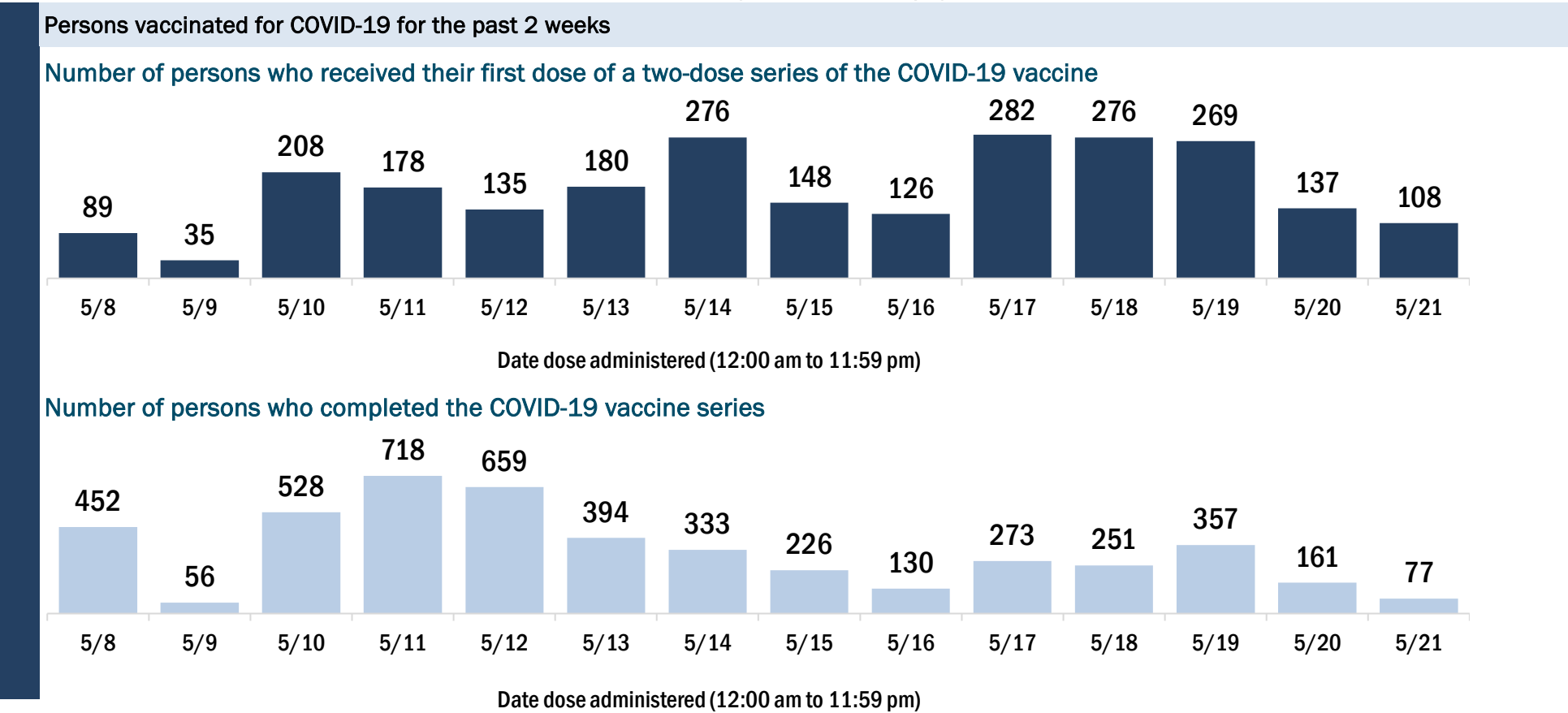
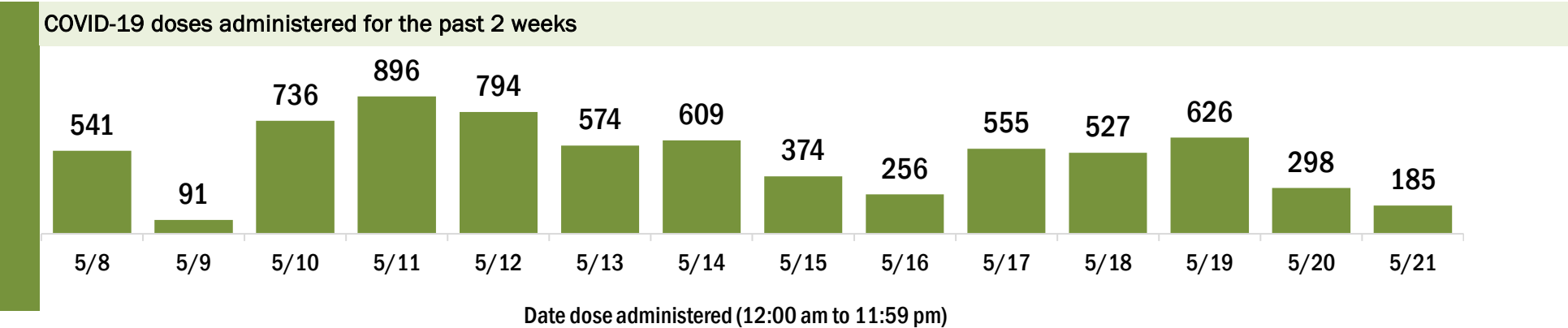
Data in this report are provisional and subject to change.

Data in this summary pertain to COVID-19 vaccines approved by the U.S. Food and Drug Administration and have been issued an Emergency Use Authorization (Janssen COVID-19 Vaccine, Moderna COVID-19 Vaccine and Pfizer-BioNTech COVID-19 Vaccine). These data summarize the number of people who have received either their first dose or have completed the series for a COVID-19 vaccine. **A person can only be counted in one category, first dose or series complete.** For persons receiving Moderna or Pfizer vaccines, once they receive their second dose, they are moved from the first dose column to the series completed column. **Because of this, the total first dose category may show a change from report to report not matching the total receiving their first dose from the previous day.** Persons receiving Johnson & Johnson vaccines will always be counted in the series completed column.

COVID-19 doses for vaccinated persons in Florida	
Doses administered	96,041
People receiving one dose of a 1-dose series (Johnson & Johnson) or receiving only one dose of a 2-dose series (Moderna, Pfizer) count once. Persons receiving both doses of a 2-dose series count twice.	

Current status of persons vaccinated for COVID-19 in Florida	
Total people vaccinated	55,974
First dose	9,767
Series completed	46,207
Completed 1-dose series	6,140
Completed 2-dose series	40,067
First dose: current number of people who have only received their first dose of the Moderna or Pfizer vaccine.	
Series complete: current number of people who have received both Moderna or Pfizer vaccine doses or one Johnson & Johnson dose and are considered fully immunized.	

Demographic summary	First dose	Series complete	Total people vaccinated
Age group	9,767	46,207	55,974
12-14 years	139	0	139
15-24 years	1,091	1,835	2,926
25-34 years	1,172	2,934	4,106
35-44 years	1,358	4,323	5,681
45-54 years	1,576	5,967	7,543
55-64 years	2,122	10,526	12,648
65-74 years	1,381	12,526	13,907
75-84 years	670	6,181	6,851
85+ years	258	1,915	2,173
Race	9,767	46,207	55,974
White	5,992	32,276	38,268
Black	792	3,010	3,802
American Indian/Alaskan	43	221	264
Other	1,311	3,840	5,151
Unknown	1,629	6,860	8,489
Other race includes Asian, native Hawaiian/Pacific Islander, or other.			
Ethnicity	9,767	46,207	55,974
Hispanic	845	2,148	2,993
Non-Hispanic	5,530	28,310	33,840
Unknown	3,392	15,749	19,141
Gender	9,767	46,207	55,974
Female	5,348	25,381	30,729
Male	4,416	20,818	25,234
Unknown	3	8	11



COVID-19: Bradford County vaccine summary

Vaccination data through May 21, 2021 as of May 22, 2021 at 12:05 AM

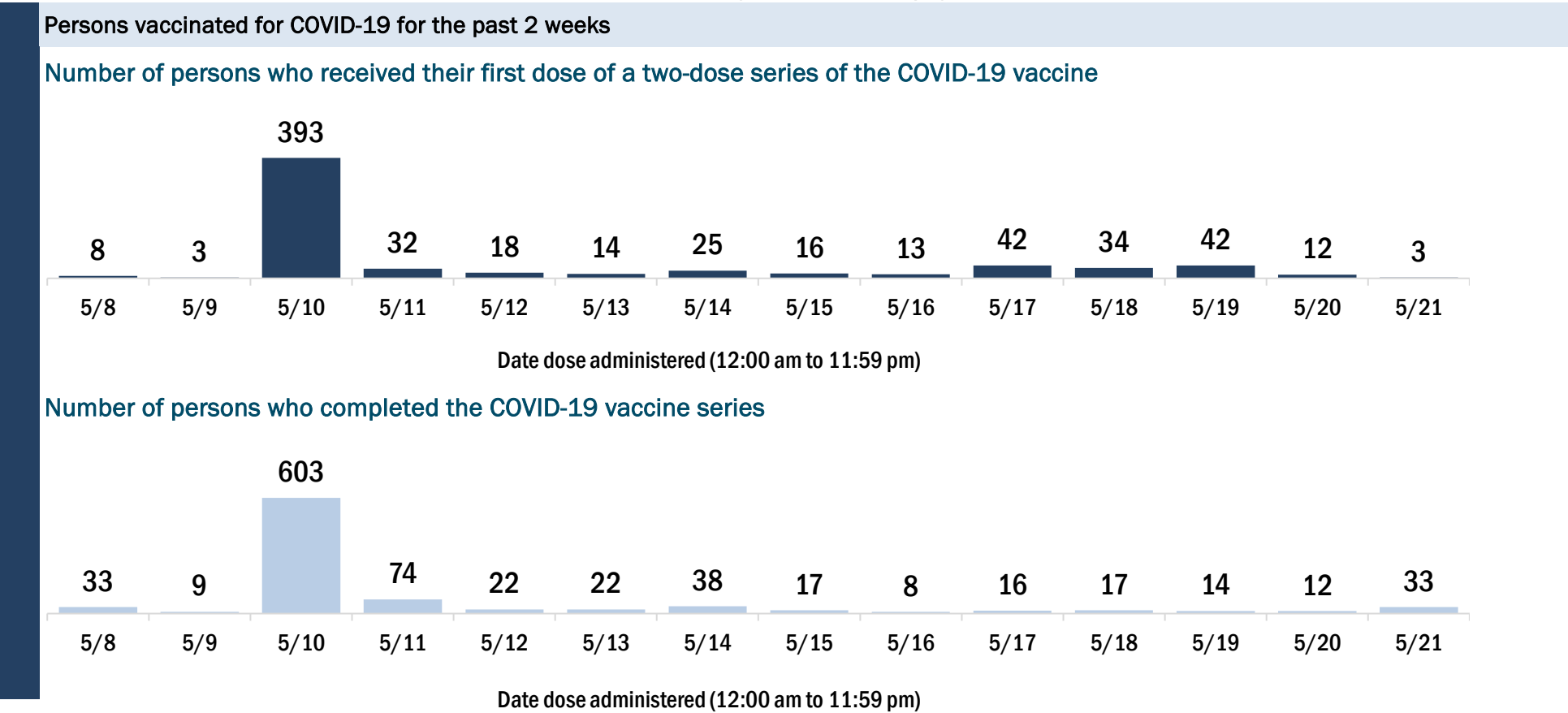
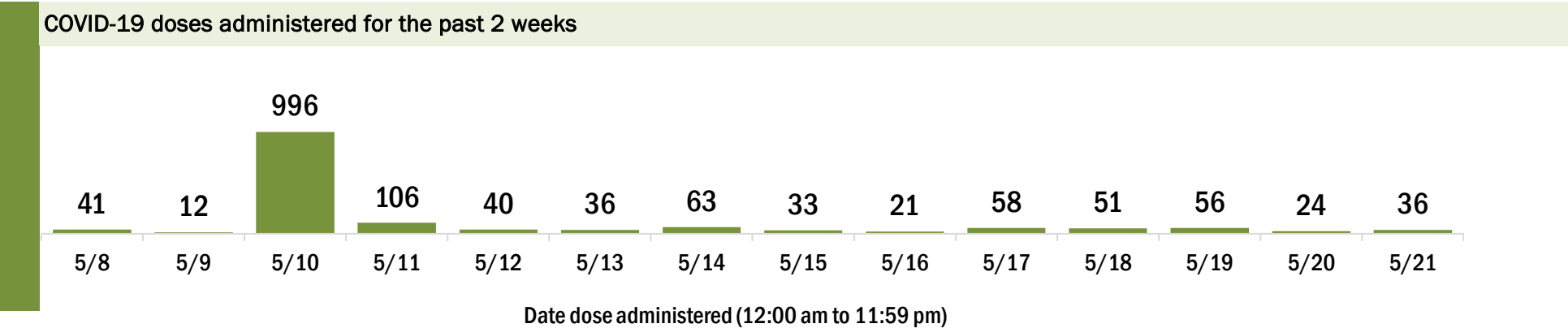
Data in this report are provisional and subject to change.

Data in this summary pertain to COVID-19 vaccines approved by the U.S. Food and Drug Administration and have been issued an Emergency Use Authorization (Janssen COVID-19 Vaccine, Moderna COVID-19 Vaccine and Pfizer-BioNTech COVID-19 Vaccine). These data summarize the number of people who have received either their first dose or have completed the series for a COVID-19 vaccine. **A person can only be counted in one category, first dose or series complete.** For persons receiving Moderna or Pfizer vaccines, once they receive their second dose, they are moved from the first dose column to the series completed column. **Because of this, the total first dose category may show a change from report to report not matching the total receiving their first dose from the previous day.** Persons receiving Johnson & Johnson vaccines will always be counted in the series completed column.

COVID-19 doses for vaccinated persons in Florida	
Doses administered	15,202
People receiving one dose of a 1-dose series (Johnson & Johnson) or receiving only one dose of a 2-dose series (Moderna, Pfizer) count once. Persons receiving both doses of a 2-dose series count twice.	

Current status of persons vaccinated for COVID-19 in Florida	
Total people vaccinated	9,347
First dose	3,092
Series completed	6,255
Completed 1-dose series	400
Completed 2-dose series	5,855
First dose: current number of people who have only received their first dose of the Moderna or Pfizer vaccine.	
Series complete: current number of people who have received both Moderna or Pfizer vaccine doses or one Johnson & Johnson dose and are considered fully immunized.	

Demographic summary	First dose	Series complete	Total people vaccinated
Age group	3,092	6,255	9,347
12-14 years	6	0	6
15-24 years	151	158	309
25-34 years	358	358	716
35-44 years	465	573	1,038
45-54 years	449	789	1,238
55-64 years	885	1,390	2,275
65-74 years	583	1,711	2,294
75-84 years	160	974	1,134
85+ years	35	302	337
Race	3,092	6,255	9,347
White	1,888	4,579	6,467
Black	979	1,026	2,005
American Indian/Alaskan	3	33	36
Other	139	447	586
Unknown	83	170	253
Other race includes Asian, native Hawaiian/Pacific Islander, or other.			
Ethnicity	3,092	6,255	9,347
Hispanic	115	159	274
Non-Hispanic	2,116	5,393	7,509
Unknown	861	703	1,564
Gender	3,092	6,255	9,347
Female	482	3,107	3,589
Male	2,609	3,148	5,757
Unknown	1	0	1



COVID-19: Brevard County vaccine summary

Vaccination data through May 21, 2021 as of May 22, 2021 at 12:05 AM

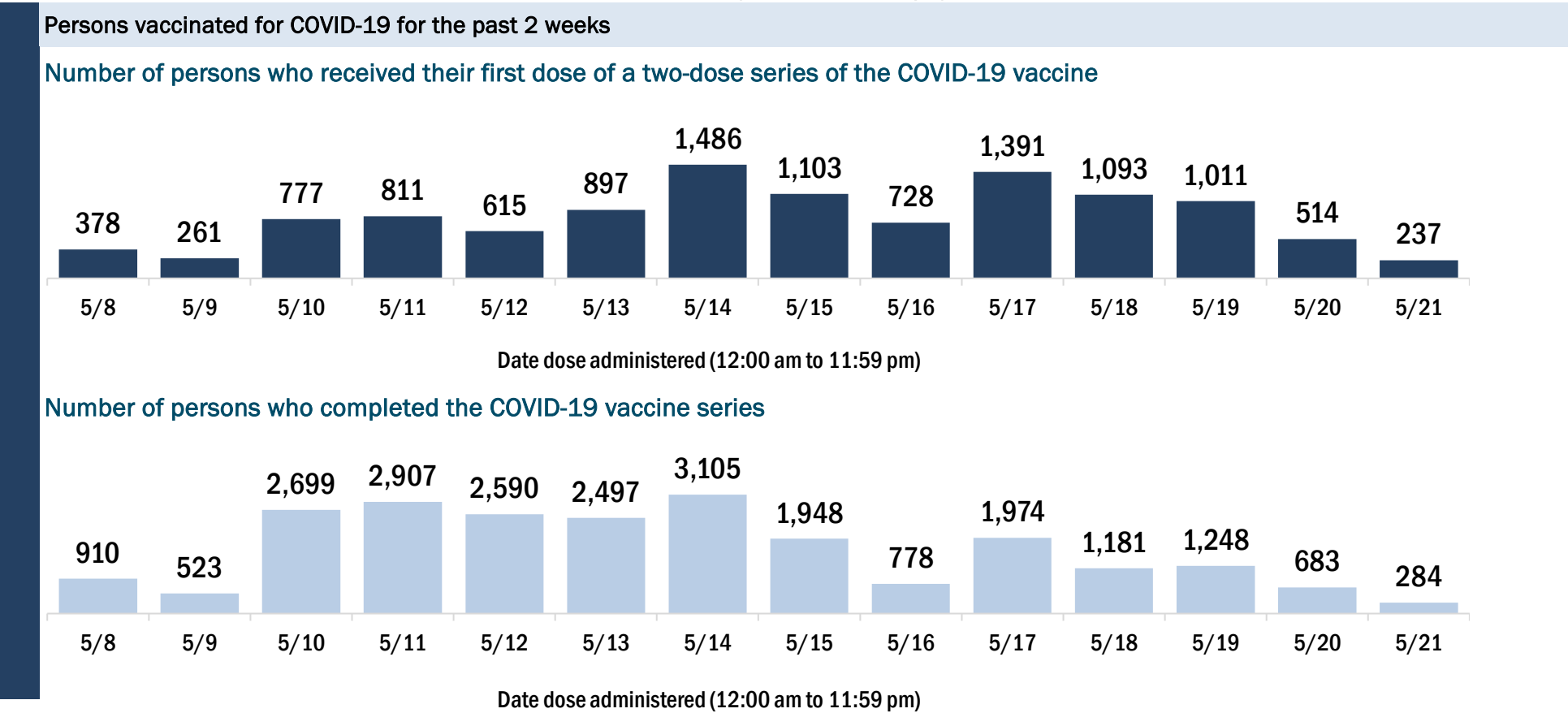
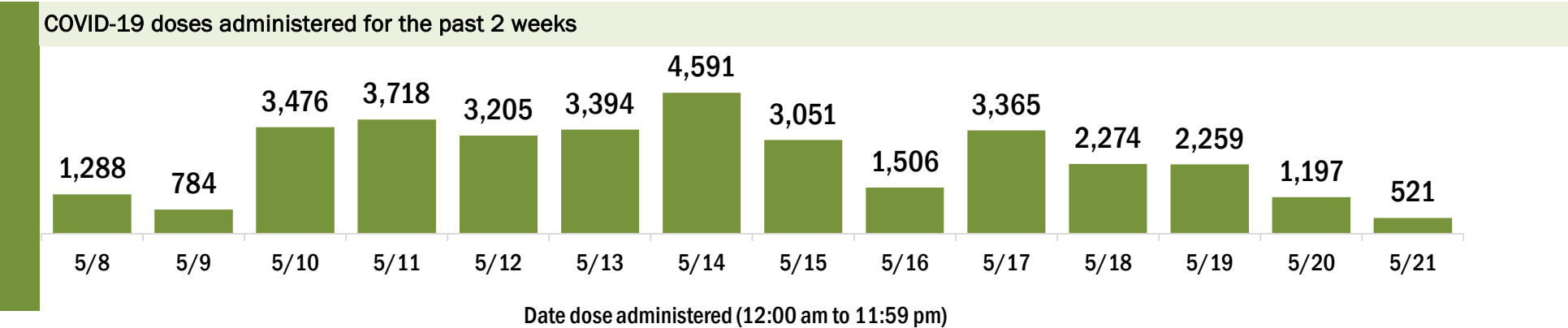
Data in this report are provisional and subject to change.

Data in this summary pertain to COVID-19 vaccines approved by the U.S. Food and Drug Administration and have been issued an Emergency Use Authorization (Janssen COVID-19 Vaccine, Moderna COVID-19 Vaccine and Pfizer-BioNTech COVID-19 Vaccine). These data summarize the number of people who have received either their first dose or have completed the series for a COVID-19 vaccine. **A person can only be counted in one category, first dose or series complete.** For persons receiving Moderna or Pfizer vaccines, once they receive their second dose, they are moved from the first dose column to the series completed column. **Because of this, the total first dose category may show a change from report to report not matching the total receiving their first dose from the previous day.** Persons receiving Johnson & Johnson vaccines will always be counted in the series completed column.

COVID-19 doses for vaccinated persons in Florida	
Doses administered	467,400
People receiving one dose of a 1-dose series (Johnson & Johnson) or receiving only one dose of a 2-dose series (Moderna, Pfizer) count once. Persons receiving both doses of a 2-dose series count twice.	

Current status of persons vaccinated for COVID-19 in Florida	
Total people vaccinated	267,834
First dose	47,402
Series completed	220,432
Completed 1-dose series	20,866
Completed 2-dose series	199,566
First dose: current number of people who have only received their first dose of the Moderna or Pfizer vaccine.	
Series complete: current number of people who have received both Moderna or Pfizer vaccine doses or one Johnson & Johnson dose and are considered fully immunized.	

Demographic summary	First dose	Series complete	Total people vaccinated
Age group	47,402	220,432	267,834
12-14 years	1,434	0	1,434
15-24 years	5,622	10,259	15,881
25-34 years	5,518	14,367	19,885
35-44 years	5,904	18,548	24,452
45-54 years	6,604	26,351	32,955
55-64 years	9,301	50,284	59,585
65-74 years	7,012	56,875	63,887
75-84 years	4,123	32,075	36,198
85+ years	1,884	11,673	13,557
Race	47,402	220,432	267,834
White	30,194	149,346	179,540
Black	3,868	11,799	15,667
American Indian/Alaskan	276	960	1,236
Other	5,151	20,346	25,497
Unknown	7,913	37,981	45,894
Other race includes Asian, native Hawaiian/Pacific Islander, or other.			
Ethnicity	47,402	220,432	267,834
Hispanic	4,344	13,034	17,378
Non-Hispanic	25,888	126,371	152,259
Unknown	17,170	81,027	98,197
Gender	47,402	220,432	267,834
Female	24,886	123,352	148,238
Male	22,398	96,857	119,255
Unknown	118	223	341



COVID-19: Broward County vaccine summary

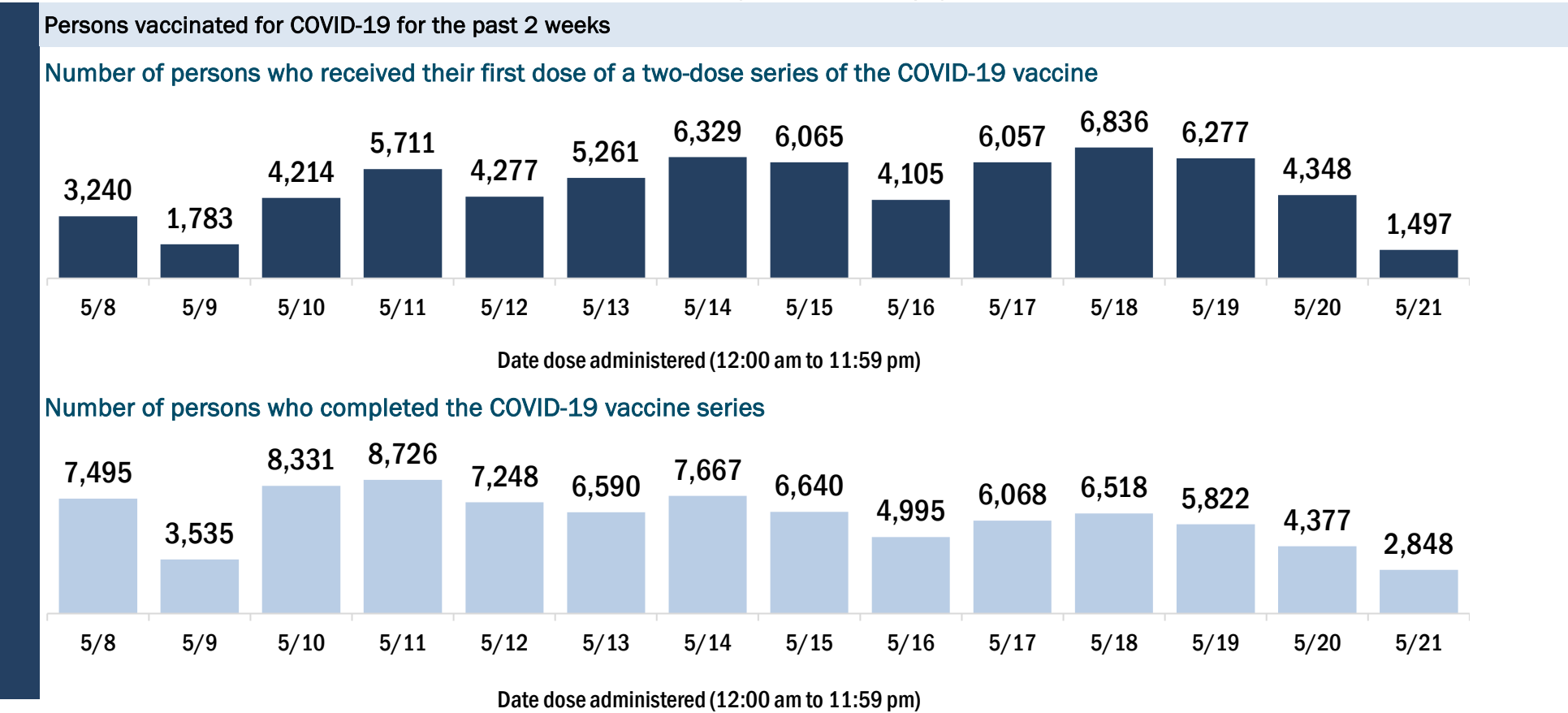
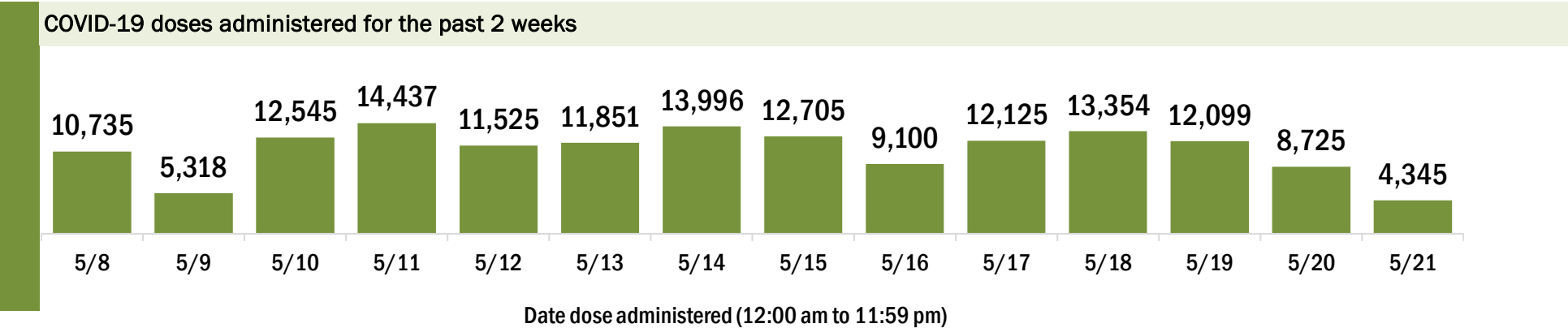
Vaccination data through May 21, 2021 as of May 22, 2021 at 12:05 AM

Data in this report are provisional and subject to change.

Data in this summary pertain to COVID-19 vaccines approved by the U.S. Food and Drug Administration and have been issued an Emergency Use Authorization (Janssen COVID-19 Vaccine, Moderna COVID-19 Vaccine and Pfizer-BioNTech COVID-19 Vaccine). These data summarize the number of people who have received either their first dose or have completed the series for a COVID-19 vaccine. **A person can only be counted in one category, first dose or series complete.** For persons receiving Moderna or Pfizer vaccines, once they receive their second dose, they are moved from the first dose column to the series completed column. **Because of this, the total first dose category may show a change from report to report not matching the total receiving their first dose from the previous day.** Persons receiving Johnson & Johnson vaccines will always be counted in the series completed column.

COVID-19 doses for vaccinated persons in Florida	
Doses administered	1,625,346
People receiving one dose of a 1-dose series (Johnson & Johnson) or receiving only one dose of a 2-dose series (Moderna, Pfizer) count once. Persons receiving both doses of a 2-dose series count twice.	

Demographic summary			
Age group	First dose	Series complete	Total people vaccinated
12-14 years	218,126	736,443	954,569
15-24 years	6,900	0	6,900
25-34 years	28,378	47,419	75,797
35-44 years	26,991	66,822	93,813
45-54 years	33,124	96,204	129,328
55-64 years	36,929	128,764	165,693
65-74 years	36,200	160,561	196,761
75-84 years	28,066	140,414	168,480
85+ years	14,636	70,546	85,182
85+ years	6,902	25,713	32,615
Race	218,126	736,443	954,569
White	119,001	449,149	568,150
Black	30,511	90,961	121,472
American Indian/Alaskan	1,181	3,007	4,188
Other	26,089	89,186	115,275
Unknown	41,344	104,140	145,484
Other race includes Asian, native Hawaiian/Pacific Islander, or other.			
Ethnicity	218,126	736,443	954,569
Hispanic	66,560	177,708	244,268
Non-Hispanic	78,324	348,379	426,703
Unknown	73,242	210,356	283,598
Gender	218,126	736,443	954,569
Female	114,662	395,494	510,156
Male	102,846	339,557	442,403
Unknown	618	1,392	2,010



COVID-19: Calhoun County vaccine summary

Vaccination data through May 21, 2021 as of May 22, 2021 at 12:05 AM

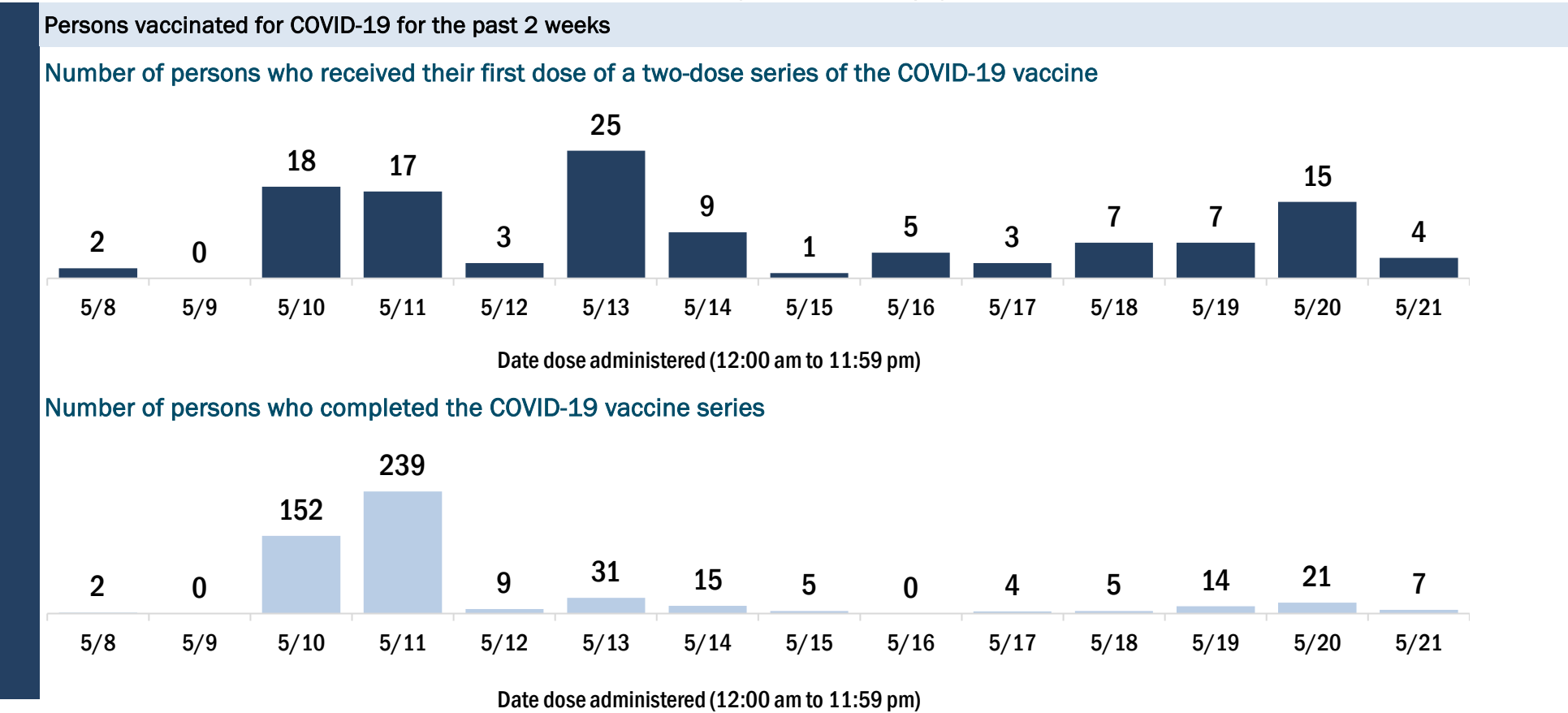
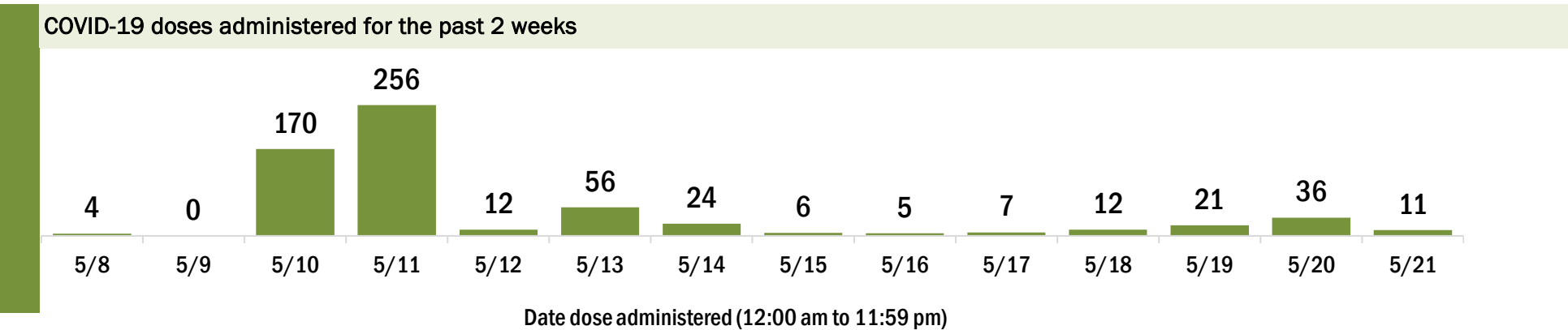
Data in this report are provisional and subject to change.

Data in this summary pertain to COVID-19 vaccines approved by the U.S. Food and Drug Administration and have been issued an Emergency Use Authorization (Janssen COVID-19 Vaccine, Moderna COVID-19 Vaccine and Pfizer-BioNTech COVID-19 Vaccine). These data summarize the number of people who have received either their first dose or have completed the series for a COVID-19 vaccine. **A person can only be counted in one category, first dose or series complete.** For persons receiving Moderna or Pfizer vaccines, once they receive their second dose, they are moved from the first dose column to the series completed column. **Because of this, the total first dose category may show a change from report to report not matching the total receiving their first dose from the previous day.** Persons receiving Johnson & Johnson vaccines will always be counted in the series completed column.

COVID-19 doses for vaccinated persons in Florida	
Doses administered	6,321
People receiving one dose of a 1-dose series (Johnson & Johnson) or receiving only one dose of a 2-dose series (Moderna, Pfizer) count once. Persons receiving both doses of a 2-dose series count twice.	

Current status of persons vaccinated for COVID-19 in Florida	
Total people vaccinated	3,521
First dose	488
Series completed	3,033
Completed 1-dose series	233
Completed 2-dose series	2,800
First dose: current number of people who have only received their first dose of the Moderna or Pfizer vaccine.	
Series complete: current number of people who have received both Moderna or Pfizer vaccine doses or one Johnson & Johnson dose and are considered fully immunized.	

Demographic summary	First dose	Series complete	Total people vaccinated
Age group	488	3,033	3,521
12-14 years	3	0	3
15-24 years	49	64	113
25-34 years	38	151	189
35-44 years	65	263	328
45-54 years	88	380	468
55-64 years	103	614	717
65-74 years	73	882	955
75-84 years	50	493	543
85+ years	19	186	205
Race	488	3,033	3,521
White	312	2,087	2,399
Black	77	336	413
American Indian/Alaskan	3	18	21
Other	45	365	410
Unknown	51	227	278
Other race includes Asian, native Hawaiian/Pacific Islander, or other.			
Ethnicity	488	3,033	3,521
Hispanic	10	56	66
Non-Hispanic	209	1,490	1,699
Unknown	269	1,487	1,756
Gender	488	3,033	3,521
Female	219	1,479	1,698
Male	269	1,553	1,822
Unknown	0	1	1



COVID-19: Charlotte County vaccine summary

Vaccination data through May 21, 2021 as of May 22, 2021 at 12:05 AM

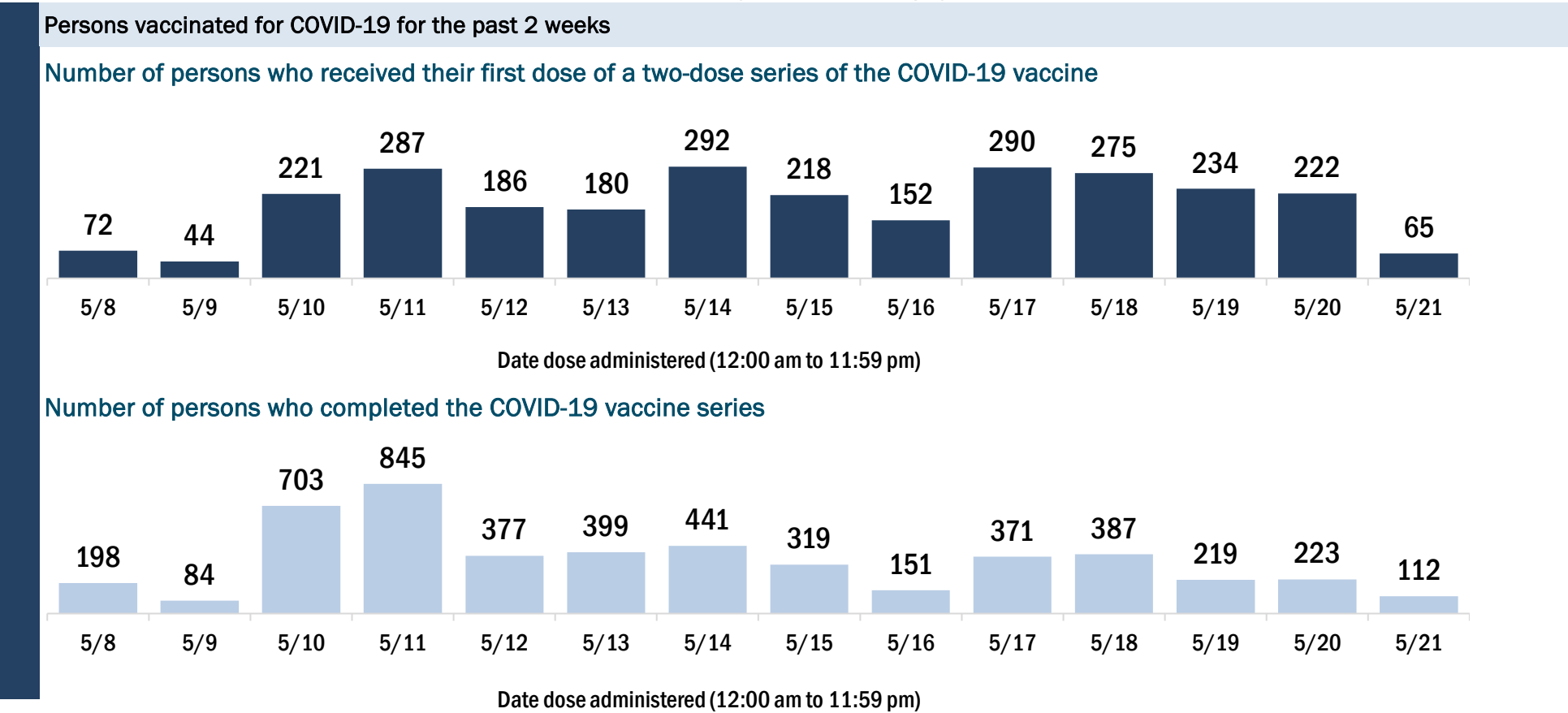
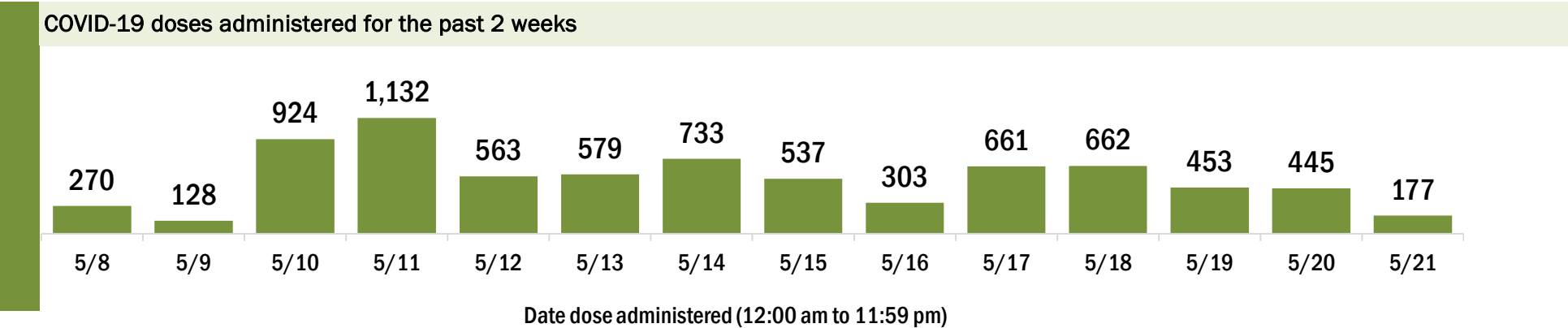
Data in this report are provisional and subject to change.

Data in this summary pertain to COVID-19 vaccines approved by the U.S. Food and Drug Administration and have been issued an Emergency Use Authorization (Janssen COVID-19 Vaccine, Moderna COVID-19 Vaccine and Pfizer-BioNTech COVID-19 Vaccine). These data summarize the number of people who have received either their first dose or have completed the series for a COVID-19 vaccine. **A person can only be counted in one category, first dose or series complete.** For persons receiving Moderna or Pfizer vaccines, once they receive their second dose, they are moved from the first dose column to the series completed column. **Because of this, the total first dose category may show a change from report to report not matching the total receiving their first dose from the previous day.** Persons receiving Johnson & Johnson vaccines will always be counted in the series completed column.

COVID-19 doses for vaccinated persons in Florida	
Doses administered	186,156
People receiving one dose of a 1-dose series (Johnson & Johnson) or receiving only one dose of a 2-dose series (Moderna, Pfizer) count once. Persons receiving both doses of a 2-dose series count twice.	

Current status of persons vaccinated for COVID-19 in Florida	
Total people vaccinated	107,967
First dose	23,254
Series completed	84,713
Completed 1-dose series	6,524
Completed 2-dose series	78,189
First dose: current number of people who have only received their first dose of the Moderna or Pfizer vaccine.	
Series complete: current number of people who have received both Moderna or Pfizer vaccine doses or one Johnson & Johnson dose and are considered fully immunized.	

Demographic summary	First dose	Series complete	Total people vaccinated
Age group	23,254	84,713	107,967
12-14 years	177	0	177
15-24 years	1,109	1,515	2,624
25-34 years	1,052	2,166	3,218
35-44 years	1,336	3,088	4,424
45-54 years	2,275	6,101	8,376
55-64 years	5,043	16,583	21,626
65-74 years	6,568	31,330	37,898
75-84 years	4,238	18,483	22,721
85+ years	1,456	5,447	6,903
Race	23,254	84,713	107,967
White	17,310	64,326	81,636
Black	789	1,849	2,638
American Indian/Alaskan	147	344	491
Other	1,696	5,677	7,373
Unknown	3,312	12,517	15,829
Other race includes Asian, native Hawaiian/Pacific Islander, or other.			
Ethnicity	23,254	84,713	107,967
Hispanic	1,115	2,600	3,715
Non-Hispanic	13,390	51,480	64,870
Unknown	8,749	30,633	39,382
Gender	23,254	84,713	107,967
Female	12,215	46,637	58,852
Male	11,005	38,047	49,052
Unknown	34	29	63



COVID-19: Citrus County vaccine summary

Vaccination data through May 21, 2021 as of May 22, 2021 at 12:05 AM

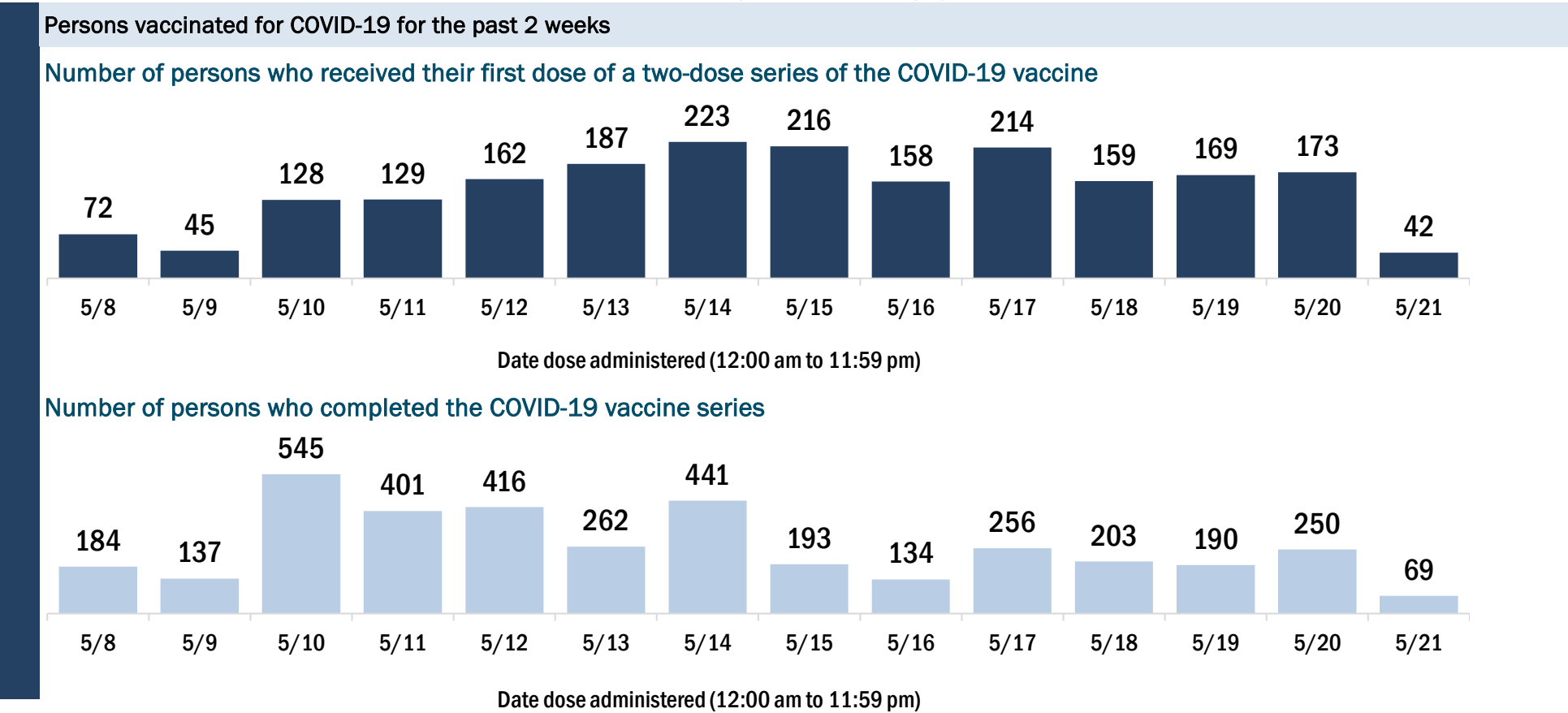
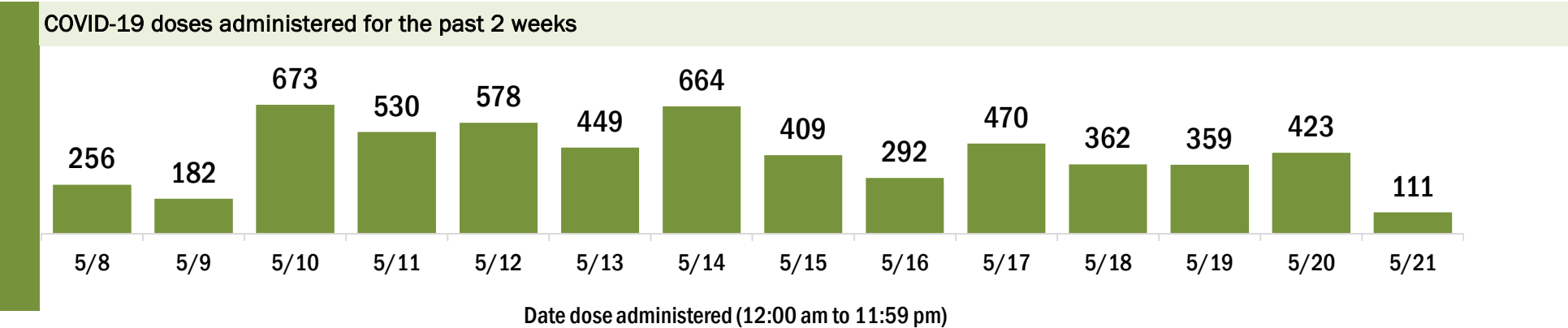
Data in this report are provisional and subject to change.

Data in this summary pertain to COVID-19 vaccines approved by the U.S. Food and Drug Administration and have been issued an Emergency Use Authorization (Janssen COVID-19 Vaccine, Moderna COVID-19 Vaccine and Pfizer-BioNTech COVID-19 Vaccine). These data summarize the number of people who have received either their first dose or have completed the series for a COVID-19 vaccine. **A person can only be counted in one category, first dose or series complete.** For persons receiving Moderna or Pfizer vaccines, once they receive their second dose, they are moved from the first dose column to the series completed column. **Because of this, the total first dose category may show a change from report to report not matching the total receiving their first dose from the previous day.** Persons receiving Johnson & Johnson vaccines will always be counted in the series completed column.

COVID-19 doses for vaccinated persons in Florida	
Doses administered	116,460
People receiving one dose of a 1-dose series (Johnson & Johnson) or receiving only one dose of a 2-dose series (Moderna, Pfizer) count once. Persons receiving both doses of a 2-dose series count twice.	

Current status of persons vaccinated for COVID-19 in Florida	
Total people vaccinated	64,372
First dose	9,843
Series completed	54,529
Completed 1-dose series	2,441
Completed 2-dose series	52,088
First dose: current number of people who have only received their first dose of the Moderna or Pfizer vaccine.	
Series complete: current number of people who have received both Moderna or Pfizer vaccine doses or one Johnson & Johnson dose and are considered fully immunized.	

Demographic summary	First dose	Series complete	Total people vaccinated
Age group	9,843	54,529	64,372
12-14 years	109	0	109
15-24 years	678	1,059	1,737
25-34 years	642	1,451	2,093
35-44 years	717	2,027	2,744
45-54 years	1,176	3,878	5,054
55-64 years	1,967	9,973	11,940
65-74 years	2,462	19,453	21,915
75-84 years	1,577	12,909	14,486
85+ years	515	3,779	4,294
Race	9,843	54,529	64,372
White	7,282	41,387	48,669
Black	220	824	1,044
American Indian/Alaskan	53	294	347
Other	745	3,571	4,316
Unknown	1,543	8,453	9,996
Other race includes Asian, native Hawaiian/Pacific Islander, or other.			
Ethnicity	9,843	54,529	64,372
Hispanic	471	1,834	2,305
Non-Hispanic	5,888	32,924	38,812
Unknown	3,484	19,771	23,255
Gender	9,843	54,529	64,372
Female	5,379	30,753	36,132
Male	4,442	23,761	28,203
Unknown	22	15	37



COVID-19: Clay County vaccine summary

Vaccination data through May 21, 2021 as of May 22, 2021 at 12:05 AM

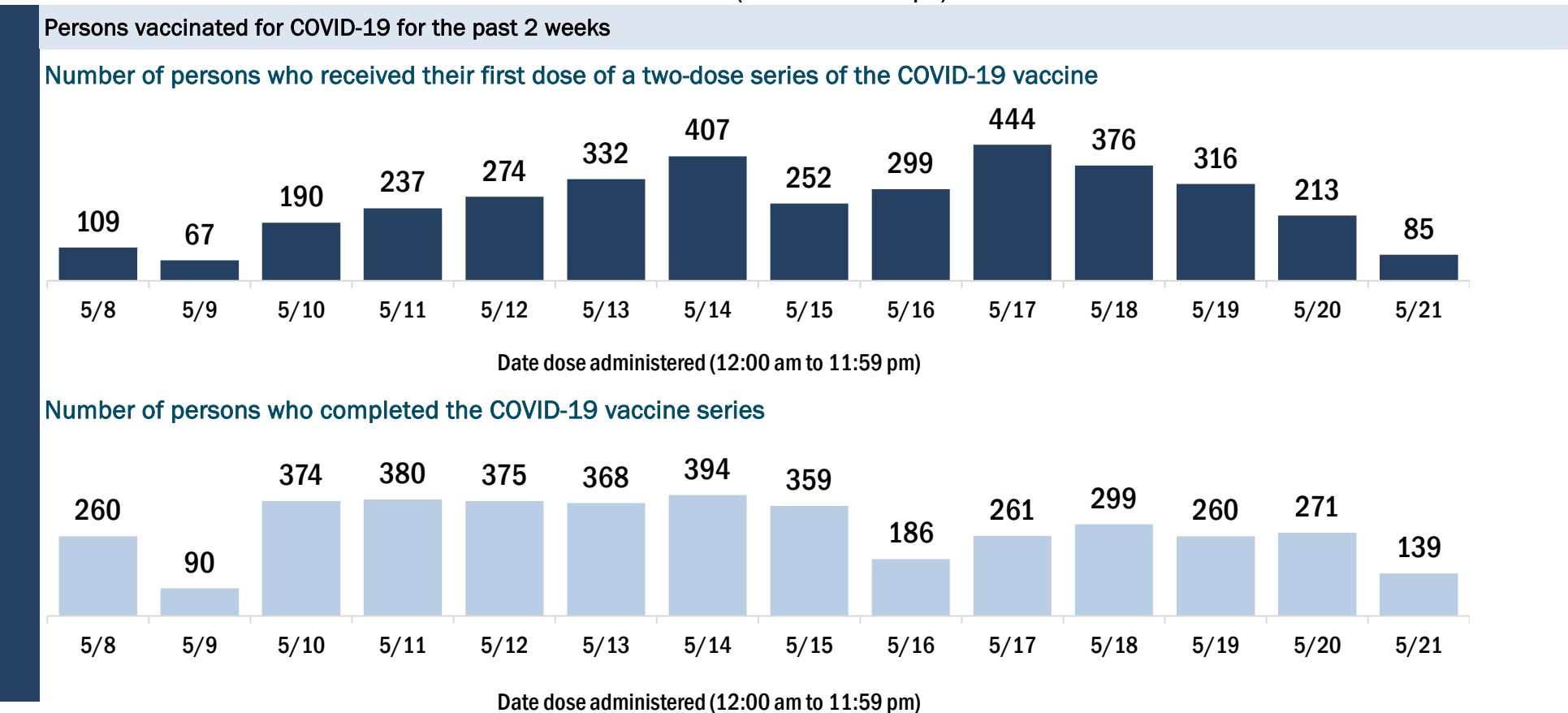
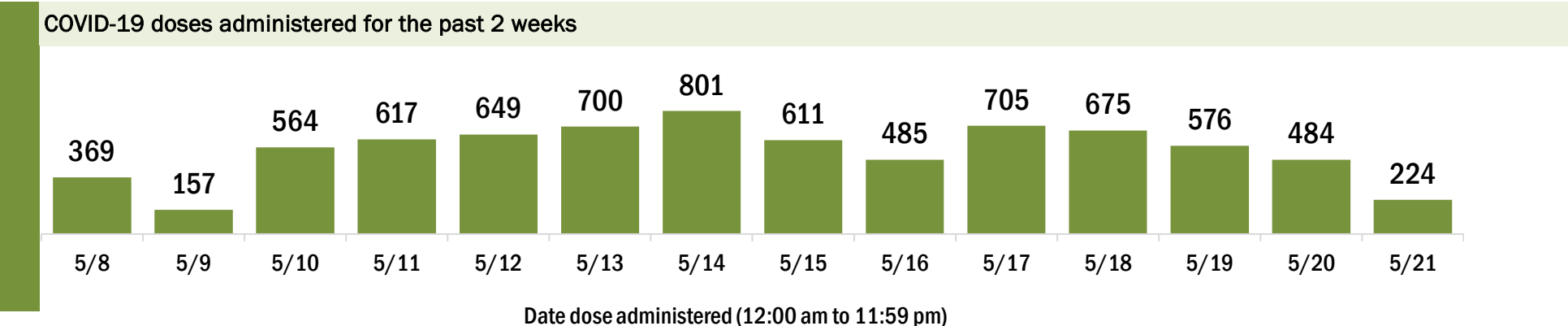
Data in this report are provisional and subject to change.

Data in this summary pertain to COVID-19 vaccines approved by the U.S. Food and Drug Administration and have been issued an Emergency Use Authorization (Janssen COVID-19 Vaccine, Moderna COVID-19 Vaccine and Pfizer-BioNTech COVID-19 Vaccine). These data summarize the number of people who have received either their first dose or have completed the series for a COVID-19 vaccine. **A person can only be counted in one category, first dose or series complete.** For persons receiving Moderna or Pfizer vaccines, once they receive their second dose, they are moved from the first dose column to the series completed column. **Because of this, the total first dose category may show a change from report to report not matching the total receiving their first dose from the previous day.** Persons receiving Johnson & Johnson vaccines will always be counted in the series completed column.

COVID-19 doses for vaccinated persons in Florida	
Doses administered	123,857
People receiving one dose of a 1-dose series (Johnson & Johnson) or receiving only one dose of a 2-dose series (Moderna, Pfizer) count once. Persons receiving both doses of a 2-dose series count twice.	

Current status of persons vaccinated for COVID-19 in Florida	
Total people vaccinated	69,846
First dose	11,805
Series completed	58,041
Completed 1-dose series	4,030
Completed 2-dose series	54,011
First dose: current number of people who have only received their first dose of the Moderna or Pfizer vaccine.	
Series complete: current number of people who have received both Moderna or Pfizer vaccine doses or one Johnson & Johnson dose and are considered fully immunized.	

Demographic summary	First dose	Series complete	Total people vaccinated
Age group	11,805	58,041	69,846
12-14 years	343	0	343
15-24 years	1,785	3,262	5,047
25-34 years	1,403	3,664	5,067
35-44 years	1,792	5,850	7,642
45-54 years	1,936	8,518	10,454
55-64 years	2,217	12,648	14,865
65-74 years	1,234	14,662	15,896
75-84 years	762	7,266	8,028
85+ years	333	2,171	2,504
Race	11,805	58,041	69,846
White	6,787	40,543	47,330
Black	1,139	4,209	5,348
American Indian/Alaskan	54	261	315
Other	1,566	5,798	7,364
Unknown	2,259	7,230	9,489
Other race includes Asian, native Hawaiian/Pacific Islander, or other.			
Ethnicity	11,805	58,041	69,846
Hispanic	965	3,361	4,326
Non-Hispanic	6,669	40,967	47,636
Unknown	4,171	13,713	17,884
Gender	11,805	58,041	69,846
Female	6,308	33,014	39,322
Male	5,324	25,021	30,345
Unknown	173	6	179



COVID-19: Collier County vaccine summary

Vaccination data through May 21, 2021 as of May 22, 2021 at 12:05 AM

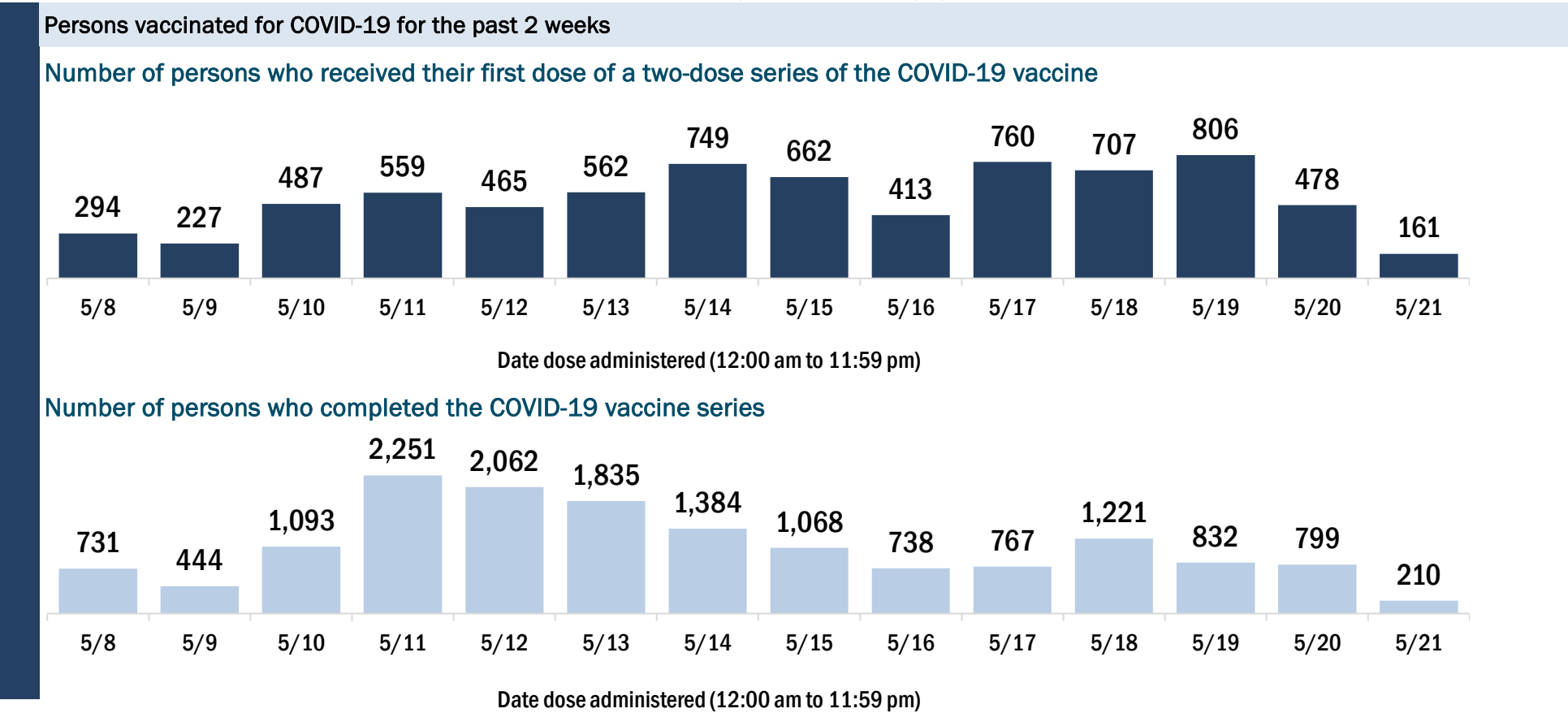
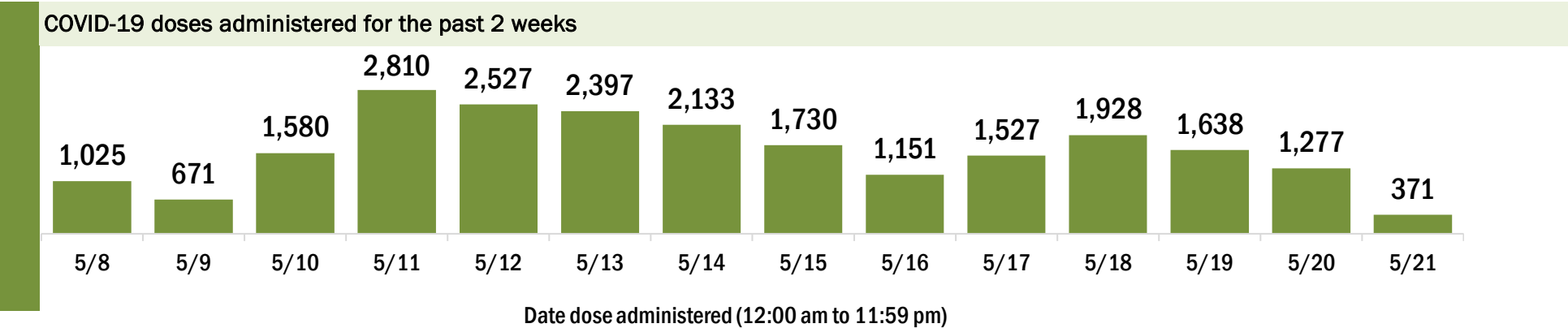
Data in this report are provisional and subject to change.

Data in this summary pertain to COVID-19 vaccines approved by the U.S. Food and Drug Administration and have been issued an Emergency Use Authorization (Janssen COVID-19 Vaccine, Moderna COVID-19 Vaccine and Pfizer-BioNTech COVID-19 Vaccine). These data summarize the number of people who have received either their first dose or have completed the series for a COVID-19 vaccine. **A person can only be counted in one category, first dose or series complete.** For persons receiving Moderna or Pfizer vaccines, once they receive their second dose, they are moved from the first dose column to the series completed column. **Because of this, the total first dose category may show a change from report to report not matching the total receiving their first dose from the previous day.** Persons receiving Johnson & Johnson vaccines will always be counted in the series completed column.

COVID-19 doses for vaccinated persons in Florida	
Doses administered	361,807
People receiving one dose of a 1-dose series (Johnson & Johnson) or receiving only one dose of a 2-dose series (Moderna, Pfizer) count once. Persons receiving both doses of a 2-dose series count twice.	

Current status of persons vaccinated for COVID-19 in Florida	
Total people vaccinated	206,242
First dose	35,564
Series completed	170,678
Completed 1-dose series	15,113
Completed 2-dose series	155,565
First dose: current number of people who have only received their first dose of the Moderna or Pfizer vaccine.	
Series complete: current number of people who have received both Moderna or Pfizer vaccine doses or one Johnson & Johnson dose and are considered fully immunized.	

Demographic summary	First dose	Series complete	Total people vaccinated
Age group	35,564	170,678	206,242
12-14 years	606	0	606
15-24 years	3,333	5,367	8,700
25-34 years	3,043	7,531	10,574
35-44 years	3,841	10,601	14,442
45-54 years	4,897	16,404	21,301
55-64 years	6,649	31,109	37,758
65-74 years	6,803	52,958	59,761
75-84 years	4,624	36,155	40,779
85+ years	1,768	10,553	12,321
Race	35,564	170,678	206,242
White	23,103	112,673	135,776
Black	940	2,679	3,619
American Indian/Alaskan	123	525	648
Other	3,968	14,549	18,517
Unknown	7,430	40,252	47,682
Other race includes Asian, native Hawaiian/Pacific Islander, or other.			
Ethnicity	35,564	170,678	206,242
Hispanic	6,948	16,893	23,841
Non-Hispanic	14,522	77,306	91,828
Unknown	14,094	76,479	90,573
Gender	35,564	170,678	206,242
Female	18,772	92,407	111,179
Male	16,563	77,973	94,536
Unknown	229	298	527



COVID-19: Columbia County vaccine summary

Vaccination data through May 21, 2021 as of May 22, 2021 at 12:05 AM

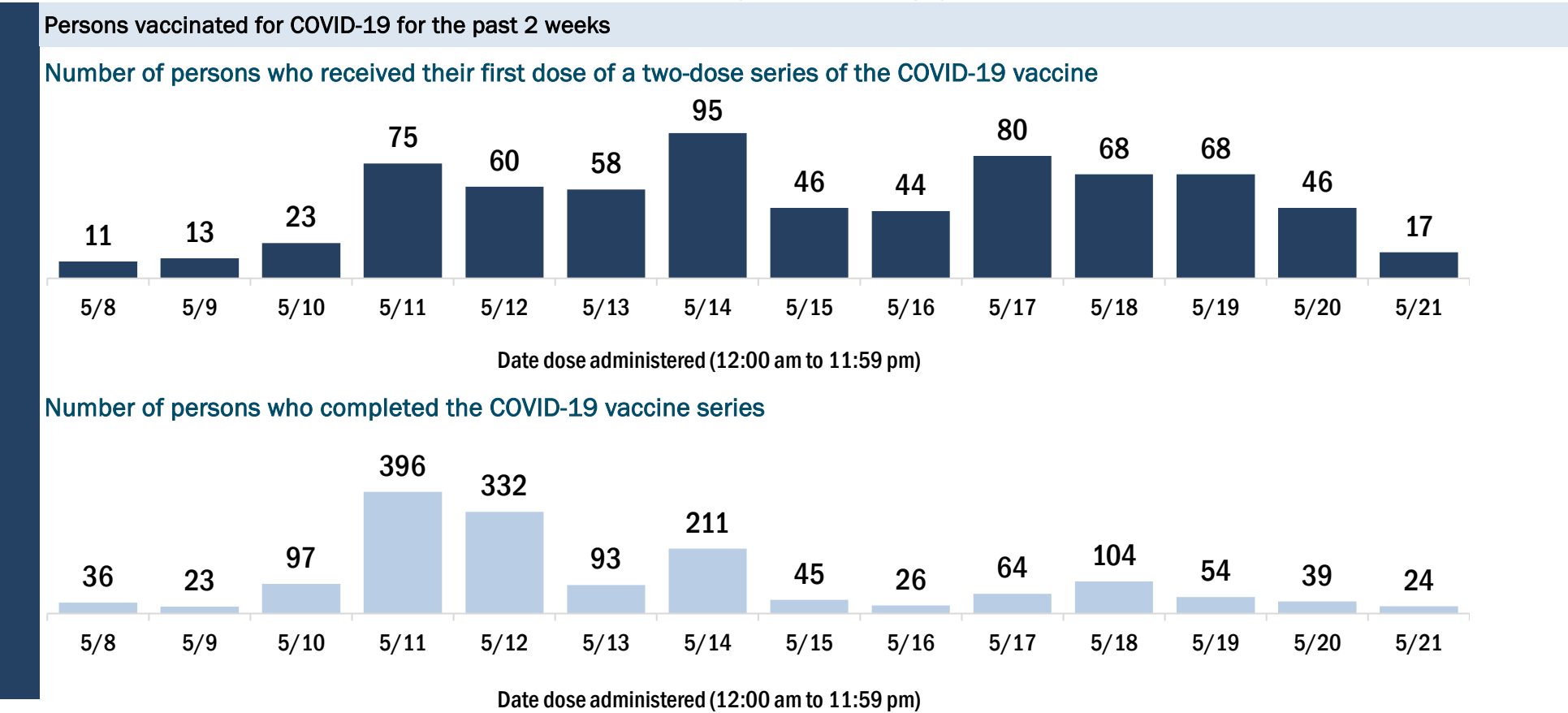
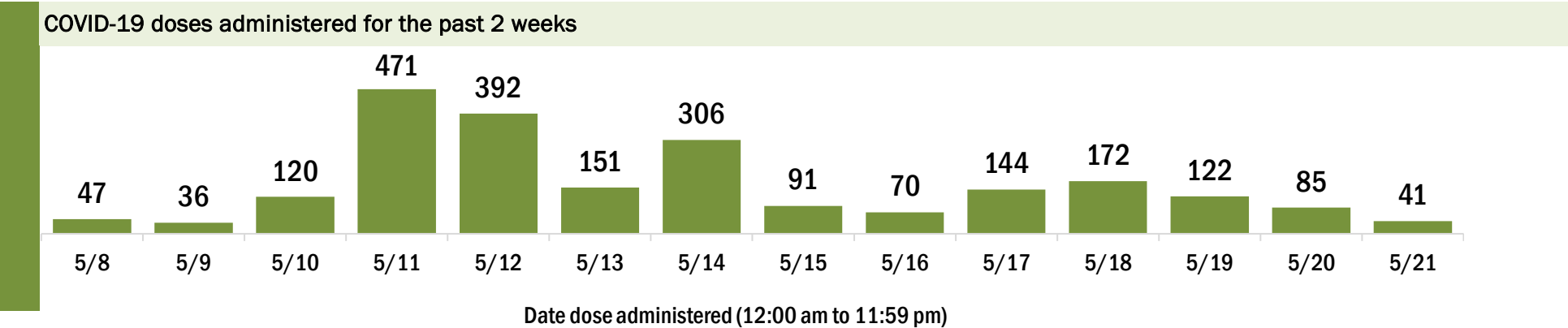
Data in this report are provisional and subject to change.

Data in this summary pertain to COVID-19 vaccines approved by the U.S. Food and Drug Administration and have been issued an Emergency Use Authorization (Janssen COVID-19 Vaccine, Moderna COVID-19 Vaccine and Pfizer-BioNTech COVID-19 Vaccine). These data summarize the number of people who have received either their first dose or have completed the series for a COVID-19 vaccine. **A person can only be counted in one category, first dose or series complete.** For persons receiving Moderna or Pfizer vaccines, once they receive their second dose, they are moved from the first dose column to the series completed column. **Because of this, the total first dose category may show a change from report to report not matching the total receiving their first dose from the previous day.** Persons receiving Johnson & Johnson vaccines will always be counted in the series completed column.

COVID-19 doses for vaccinated persons in Florida	
Doses administered	30,945
People receiving one dose of a 1-dose series (Johnson & Johnson) or receiving only one dose of a 2-dose series (Moderna, Pfizer) count once. Persons receiving both doses of a 2-dose series count twice.	

Current status of persons vaccinated for COVID-19 in Florida	
Total people vaccinated	17,608
First dose	2,433
Series completed	15,175
Completed 1-dose series	1,838
Completed 2-dose series	13,337
First dose: current number of people who have only received their first dose of the Moderna or Pfizer vaccine.	
Series complete: current number of people who have received both Moderna or Pfizer vaccine doses or one Johnson & Johnson dose and are considered fully immunized.	

Demographic summary	First dose	Series complete	Total people vaccinated
Age group	2,433	15,175	17,608
12-14 years	43	0	43
15-24 years	360	556	916
25-34 years	282	774	1,056
35-44 years	308	1,168	1,476
45-54 years	400	1,794	2,194
55-64 years	526	3,166	3,692
65-74 years	304	4,474	4,778
75-84 years	155	2,524	2,679
85+ years	55	719	774
Race	2,433	15,175	17,608
White	1,443	10,803	12,246
Black	328	1,835	2,163
American Indian/Alaskan	18	82	100
Other	309	1,052	1,361
Unknown	335	1,403	1,738
Other race includes Asian, native Hawaiian/Pacific Islander, or other.			
Ethnicity	2,433	15,175	17,608
Hispanic	213	602	815
Non-Hispanic	1,393	10,773	12,166
Unknown	827	3,800	4,627
Gender	2,433	15,175	17,608
Female	1,203	8,303	9,506
Male	1,224	6,872	8,096
Unknown	6	0	6



COVID-19: Dade County vaccine summary

Vaccination data through May 21, 2021 as of May 22, 2021 at 12:05 AM

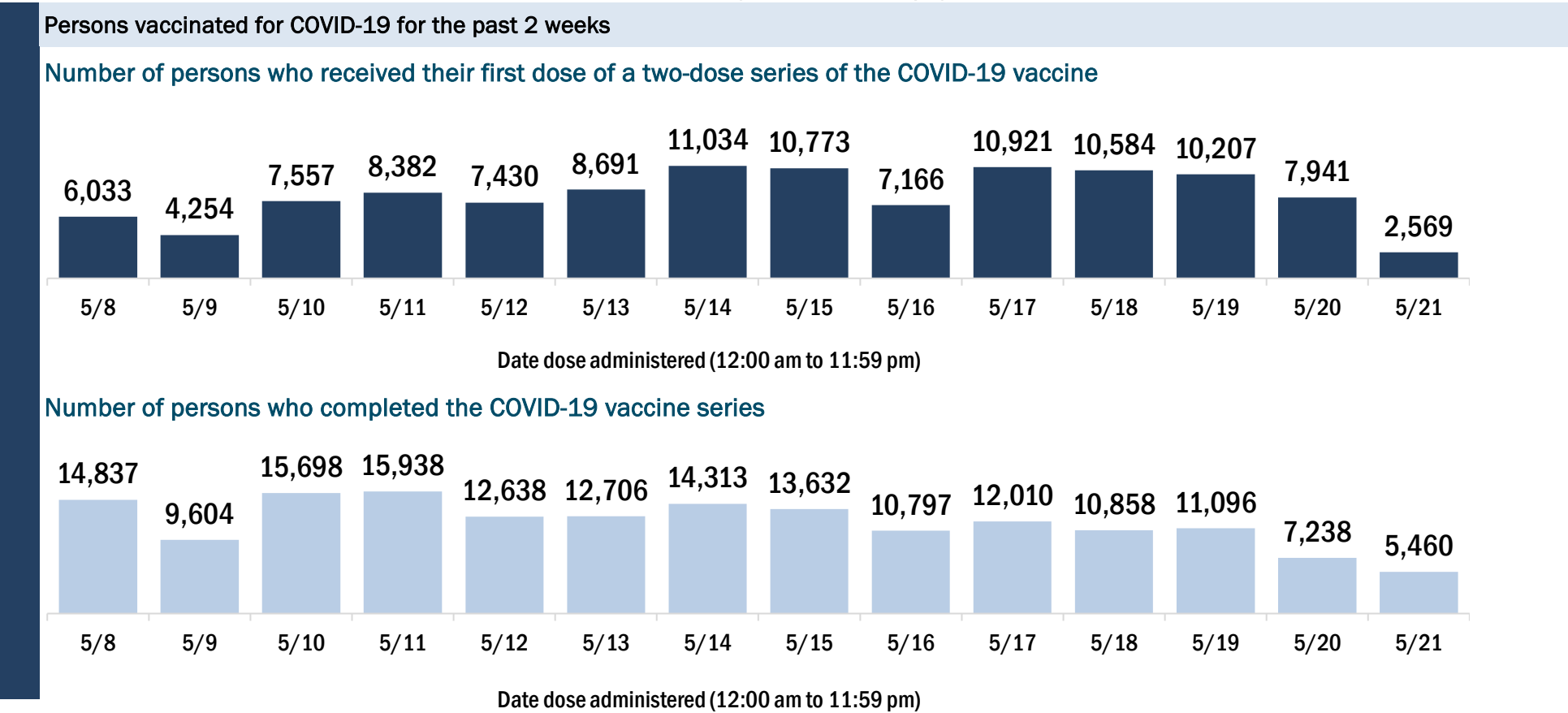
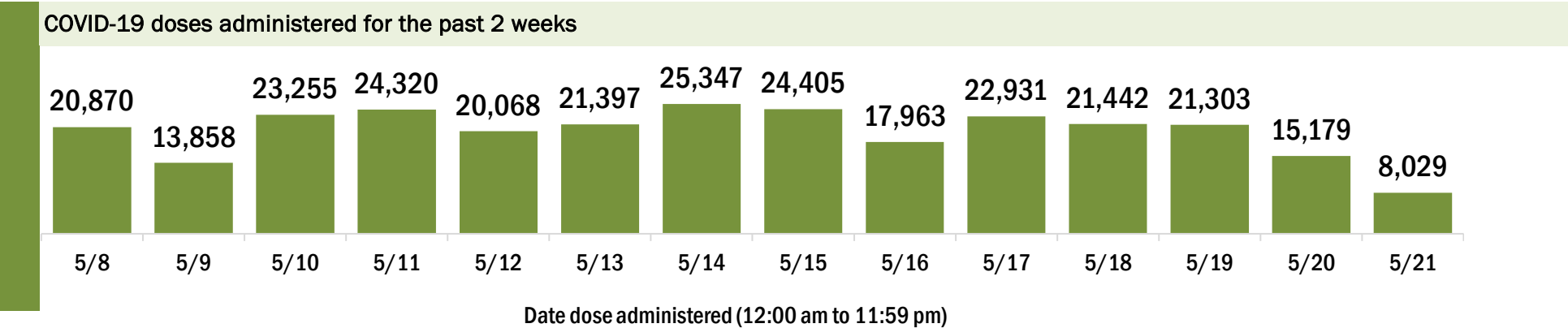
Data in this report are provisional and subject to change.

Data in this summary pertain to COVID-19 vaccines approved by the U.S. Food and Drug Administration and have been issued an Emergency Use Authorization (Janssen COVID-19 Vaccine, Moderna COVID-19 Vaccine and Pfizer-BioNTech COVID-19 Vaccine). These data summarize the number of people who have received either their first dose or have completed the series for a COVID-19 vaccine. **A person can only be counted in one category, first dose or series complete.** For persons receiving Moderna or Pfizer vaccines, once they receive their second dose, they are moved from the first dose column to the series completed column. **Because of this, the total first dose category may show a change from report to report not matching the total receiving their first dose from the previous day.** Persons receiving Johnson & Johnson vaccines will always be counted in the series completed column.

COVID-19 doses for vaccinated persons in Florida	
Doses administered	2,438,499
People receiving one dose of a 1-dose series (Johnson & Johnson) or receiving only one dose of a 2-dose series (Moderna, Pfizer) count once. Persons receiving both doses of a 2-dose series count twice.	

Current status of persons vaccinated for COVID-19 in Florida	
Total people vaccinated	1,466,217
First dose	348,272
Series completed	1,117,945
Completed 1-dose series	145,663
Completed 2-dose series	972,282
First dose: current number of people who have only received their first dose of the Moderna or Pfizer vaccine.	
Series complete: current number of people who have received both Moderna or Pfizer vaccine doses or one Johnson & Johnson dose and are considered fully immunized.	

Demographic summary	First dose	Series complete	Total people vaccinated
Age group	348,272	1,117,945	1,466,217
12-14 years	9,469	0	9,469
15-24 years	41,764	75,944	117,708
25-34 years	50,014	119,476	169,490
35-44 years	57,363	158,737	216,100
45-54 years	61,365	205,806	267,171
55-64 years	54,810	224,895	279,705
65-74 years	41,863	184,065	225,928
75-84 years	22,005	107,973	129,978
85+ years	9,619	41,049	50,668
Race	348,272	1,117,945	1,466,217
White	227,677	788,088	1,015,765
Black	22,128	69,958	92,086
American Indian/Alaskan	2,022	2,690	4,712
Other	44,590	123,473	168,063
Unknown	51,855	133,736	185,591
Other race includes Asian, native Hawaiian/Pacific Islander, or other.			
Ethnicity	348,272	1,117,945	1,466,217
Hispanic	186,344	562,057	748,401
Non-Hispanic	52,736	221,896	274,632
Unknown	109,192	333,992	443,184
Gender	348,272	1,117,945	1,466,217
Female	180,144	600,297	780,441
Male	165,819	515,685	681,504
Unknown	2,309	1,963	4,272



COVID-19: Desoto County vaccine summary

Vaccination data through May 21, 2021 as of May 22, 2021 at 12:05 AM

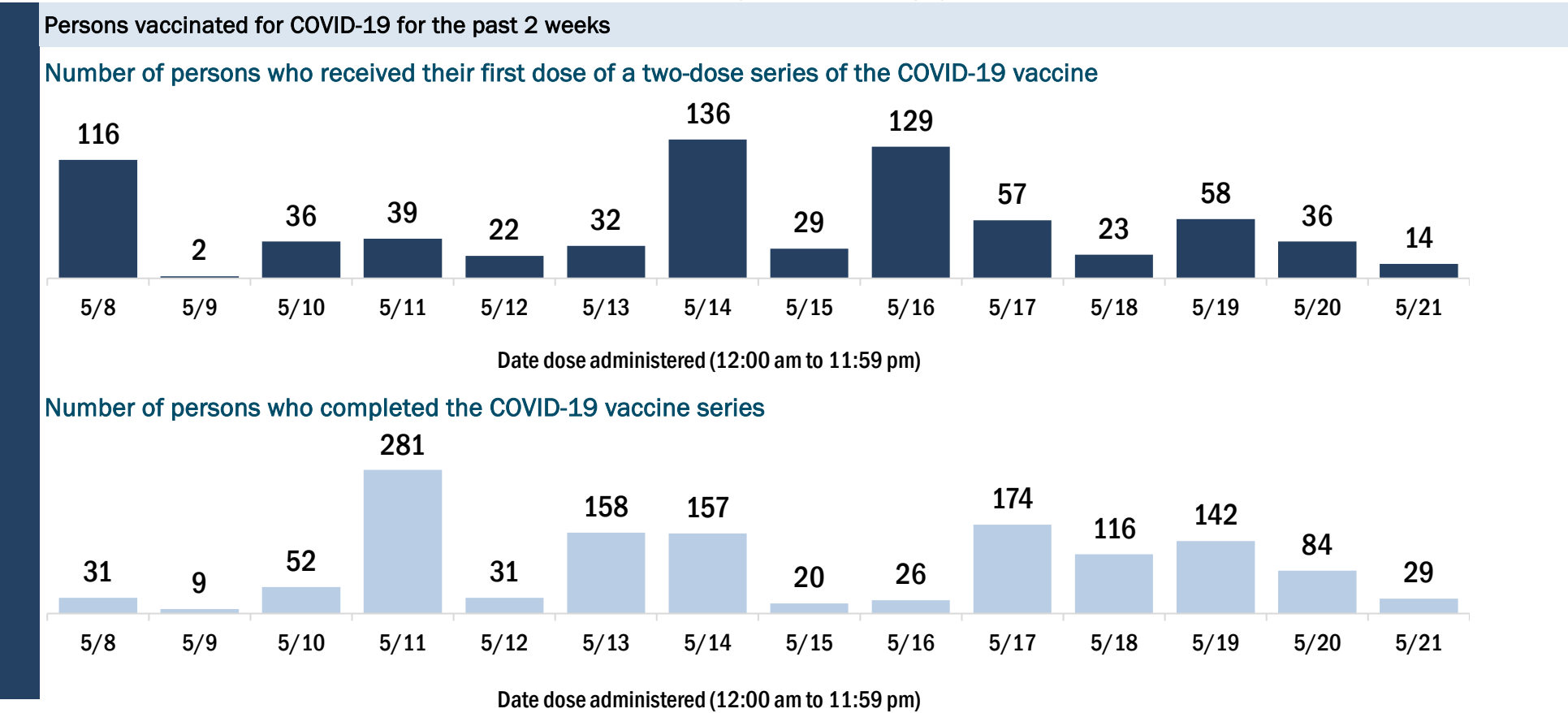
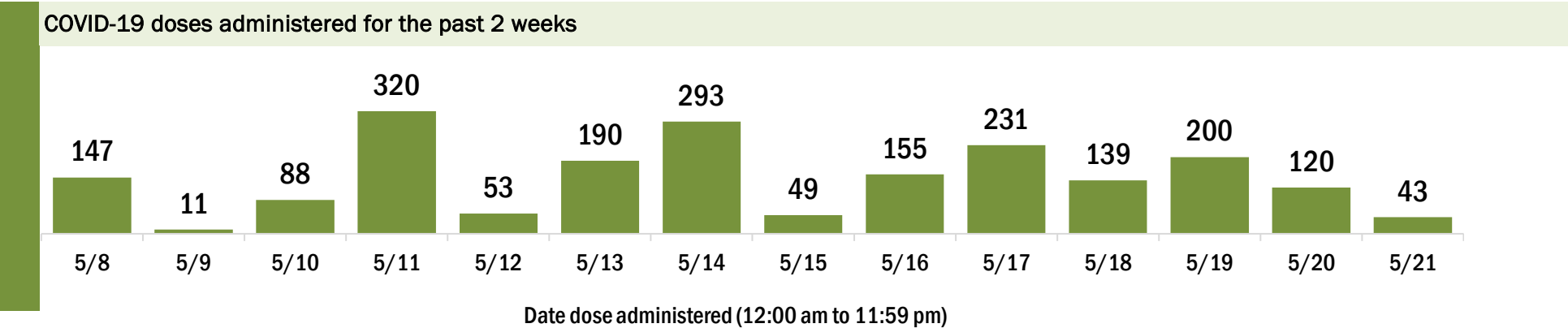
Data in this report are provisional and subject to change.

Data in this summary pertain to COVID-19 vaccines approved by the U.S. Food and Drug Administration and have been issued an Emergency Use Authorization (Janssen COVID-19 Vaccine, Moderna COVID-19 Vaccine and Pfizer-BioNTech COVID-19 Vaccine). These data summarize the number of people who have received either their first dose or have completed the series for a COVID-19 vaccine. **A person can only be counted in one category, first dose or series complete.** For persons receiving Moderna or Pfizer vaccines, once they receive their second dose, they are moved from the first dose column to the series completed column. **Because of this, the total first dose category may show a change from report to report not matching the total receiving their first dose from the previous day.** Persons receiving Johnson & Johnson vaccines will always be counted in the series completed column.

COVID-19 doses for vaccinated persons in Florida	
Doses administered	21,973
People receiving one dose of a 1-dose series (Johnson & Johnson) or receiving only one dose of a 2-dose series (Moderna, Pfizer) count once. Persons receiving both doses of a 2-dose series count twice.	

Current status of persons vaccinated for COVID-19 in Florida	
Total people vaccinated	13,351
First dose	3,917
Series completed	9,434
Completed 1-dose series	812
Completed 2-dose series	8,622
First dose: current number of people who have only received their first dose of the Moderna or Pfizer vaccine.	
Series complete: current number of people who have received both Moderna or Pfizer vaccine doses or one Johnson & Johnson dose and are considered fully immunized.	

Demographic summary	First dose	Series complete	Total people vaccinated
Age group	3,917	9,434	13,351
12-14 years	25	0	25
15-24 years	365	368	733
25-34 years	518	596	1,114
35-44 years	622	680	1,302
45-54 years	713	921	1,634
55-64 years	734	1,662	2,396
65-74 years	554	2,886	3,440
75-84 years	304	1,889	2,193
85+ years	82	432	514
Race	3,917	9,434	13,351
White	1,789	6,441	8,230
Black	407	489	896
American Indian/Alaskan	13	37	50
Other	967	1,397	2,364
Unknown	741	1,070	1,811
Other race includes Asian, native Hawaiian/Pacific Islander, or other.			
Ethnicity	3,917	9,434	13,351
Hispanic	1,218	1,553	2,771
Non-Hispanic	1,509	4,518	6,027
Unknown	1,190	3,363	4,553
Gender	3,917	9,434	13,351
Female	1,209	4,854	6,063
Male	2,708	4,579	7,287
Unknown	0	1	1



COVID-19: Dixie County vaccine summary

Vaccination data through May 21, 2021 as of May 22, 2021 at 12:05 AM

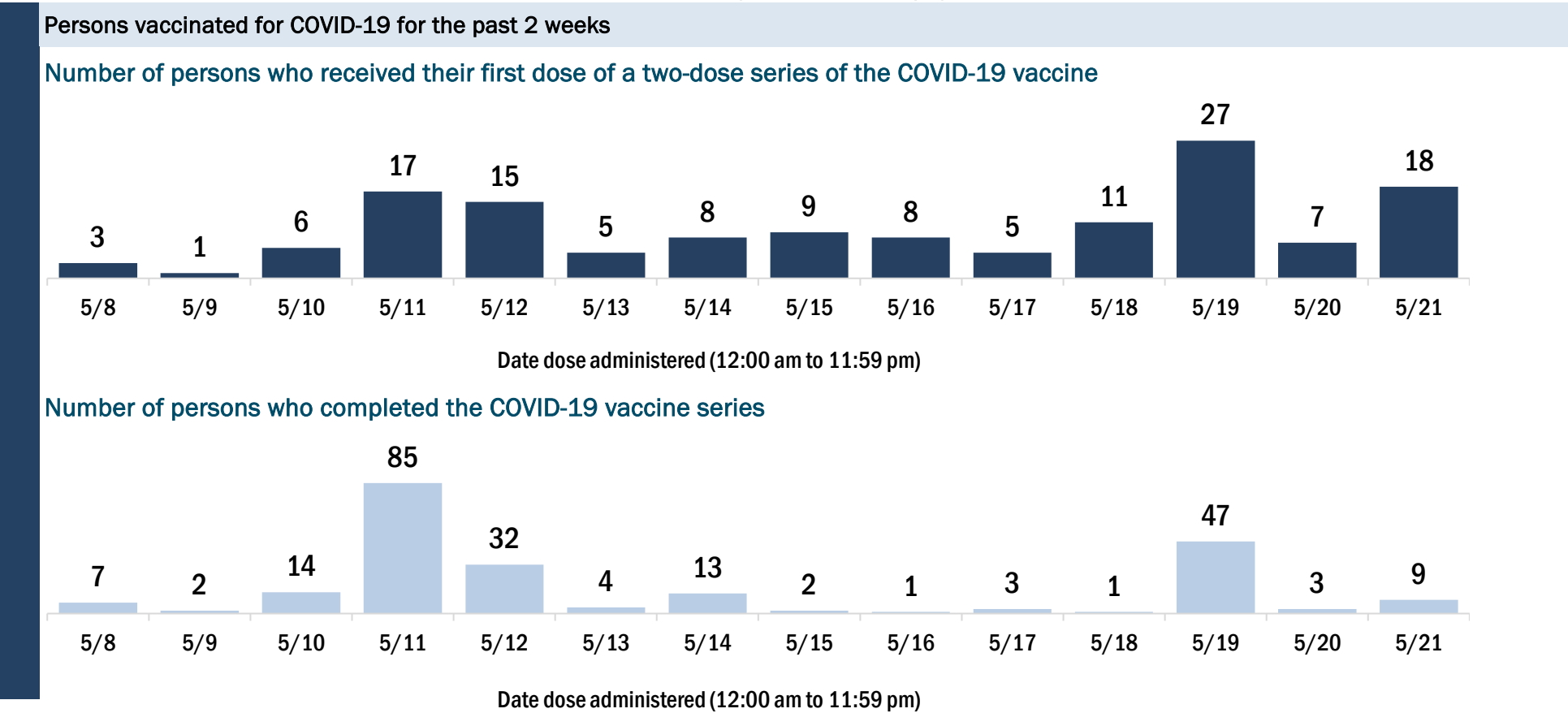
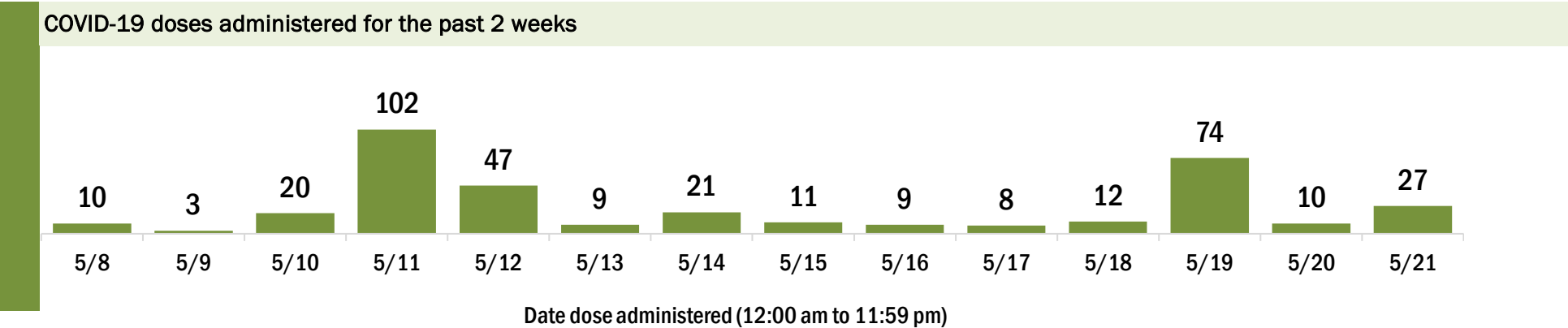
Data in this report are provisional and subject to change.

Data in this summary pertain to COVID-19 vaccines approved by the U.S. Food and Drug Administration and have been issued an Emergency Use Authorization (Janssen COVID-19 Vaccine, Moderna COVID-19 Vaccine and Pfizer-BioNTech COVID-19 Vaccine). These data summarize the number of people who have received either their first dose or have completed the series for a COVID-19 vaccine. **A person can only be counted in one category, first dose or series complete.** For persons receiving Moderna or Pfizer vaccines, once they receive their second dose, they are moved from the first dose column to the series completed column. **Because of this, the total first dose category may show a change from report to report not matching the total receiving their first dose from the previous day.** Persons receiving Johnson & Johnson vaccines will always be counted in the series completed column.

COVID-19 doses for vaccinated persons in Florida	
Doses administered	6,808
People receiving one dose of a 1-dose series (Johnson & Johnson) or receiving only one dose of a 2-dose series (Moderna, Pfizer) count once. Persons receiving both doses of a 2-dose series count twice.	

Current status of persons vaccinated for COVID-19 in Florida	
Total people vaccinated	4,100
First dose	955
Series completed	3,145
Completed 1-dose series	437
Completed 2-dose series	2,708
First dose: current number of people who have only received their first dose of the Moderna or Pfizer vaccine.	
Series complete: current number of people who have received both Moderna or Pfizer vaccine doses or one Johnson & Johnson dose and are considered fully immunized.	

Demographic summary	First dose	Series complete	Total people vaccinated
Age group	955	3,145	4,100
12-14 years	4	0	4
15-24 years	53	47	100
25-34 years	82	65	147
35-44 years	175	148	323
45-54 years	219	260	479
55-64 years	236	730	966
65-74 years	115	1,135	1,250
75-84 years	53	610	663
85+ years	18	150	168
Race	955	3,145	4,100
White	655	2,726	3,381
Black	210	157	367
American Indian/Alaskan	3	18	21
Other	53	85	138
Unknown	34	159	193
Other race includes Asian, native Hawaiian/Pacific Islander, or other.			
Ethnicity	955	3,145	4,100
Hispanic	45	66	111
Non-Hispanic	766	2,396	3,162
Unknown	144	683	827
Gender	955	3,145	4,100
Female	221	1,619	1,840
Male	734	1,526	2,260
Unknown	0	0	0



COVID-19: Duval County vaccine summary

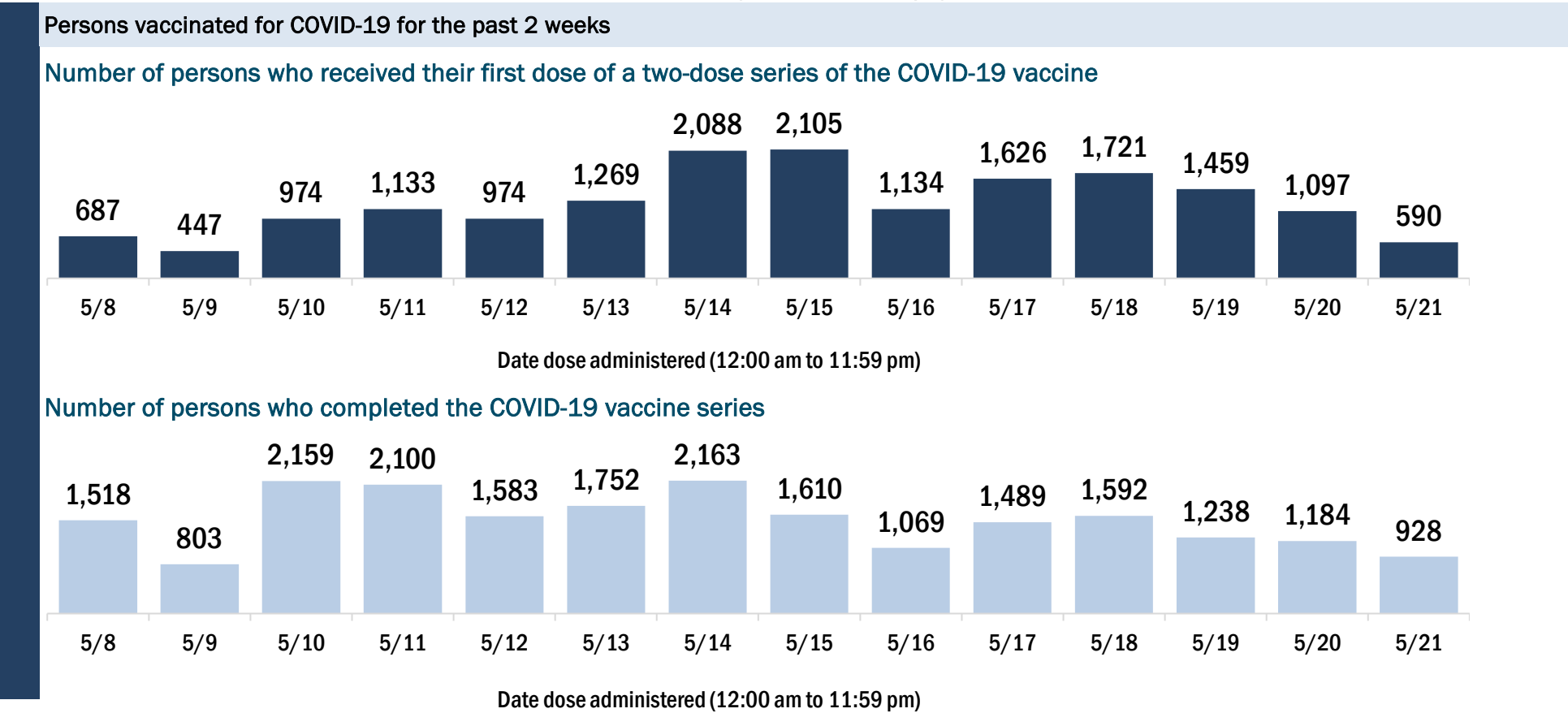
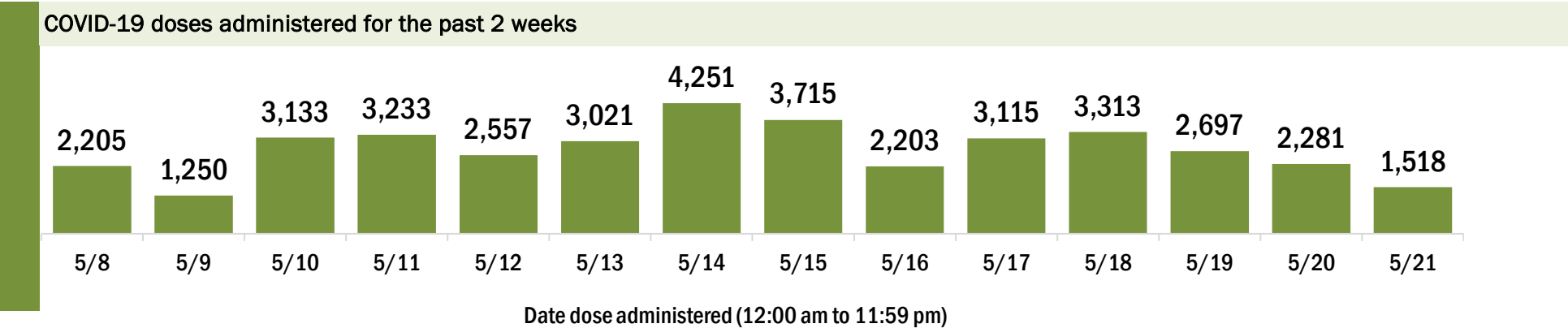
Vaccination data through May 21, 2021 as of May 22, 2021 at 12:05 AM

Data in this report are provisional and subject to change.

Data in this summary pertain to COVID-19 vaccines approved by the U.S. Food and Drug Administration and have been issued an Emergency Use Authorization (Janssen COVID-19 Vaccine, Moderna COVID-19 Vaccine and Pfizer-BioNTech COVID-19 Vaccine). These data summarize the number of people who have received either their first dose or have completed the series for a COVID-19 vaccine. **A person can only be counted in one category, first dose or series complete.** For persons receiving Moderna or Pfizer vaccines, once they receive their second dose, they are moved from the first dose column to the series completed column. **Because of this, the total first dose category may show a change from report to report not matching the total receiving their first dose from the previous day.** Persons receiving Johnson & Johnson vaccines will always be counted in the series completed column.

COVID-19 doses for vaccinated persons in Florida	
Doses administered	625,160
People receiving one dose of a 1-dose series (Johnson & Johnson) or receiving only one dose of a 2-dose series (Moderna, Pfizer) count once. Persons receiving both doses of a 2-dose series count twice.	

Demographic summary			
Age group	First dose	Series complete	Total people vaccinated
12-14 years	2,047	0	2,047
15-24 years	7,980	16,845	24,825
25-34 years	9,395	31,121	40,516
35-44 years	9,265	36,608	45,873
45-54 years	9,215	45,705	54,920
55-64 years	10,212	64,261	74,473
65-74 years	10,210	62,225	72,435
75-84 years	4,283	27,995	32,278
85+ years	1,987	9,648	11,635
Race	64,594	294,408	359,002
White	31,384	168,431	199,815
Black	10,519	48,827	59,346
American Indian/Alaskan	225	727	952
Other	9,731	38,776	48,507
Unknown	12,735	37,647	50,382
Other race includes Asian, native Hawaiian/Pacific Islander, or other.			
Ethnicity	64,594	294,408	359,002
Hispanic	5,276	17,918	23,194
Non-Hispanic	38,375	209,971	248,346
Unknown	20,943	66,519	87,462
Gender	64,594	294,408	359,002
Female	33,383	165,524	198,907
Male	28,749	128,688	157,437
Unknown	2,462	196	2,658



COVID-19: Escambia County vaccine summary

Vaccination data through May 21, 2021 as of May 22, 2021 at 12:05 AM

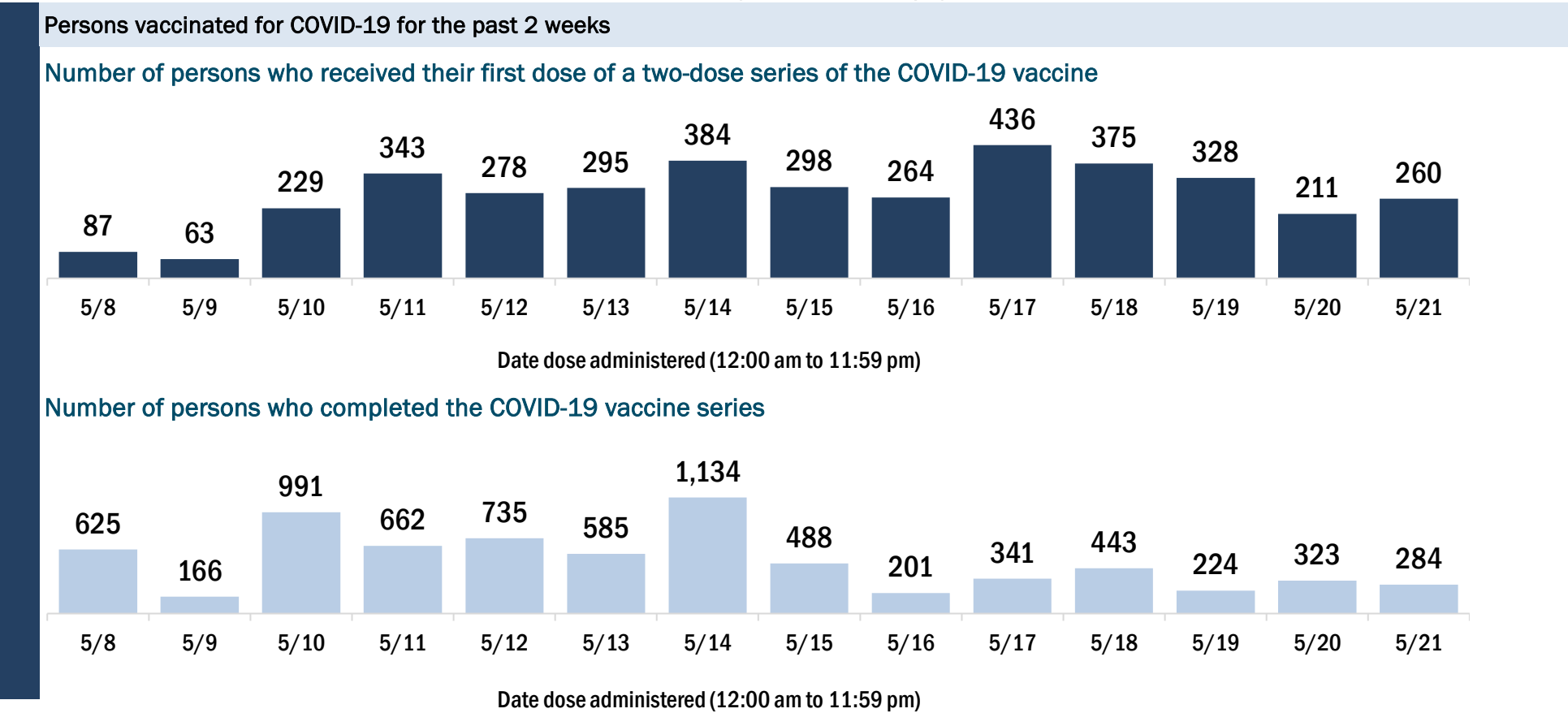
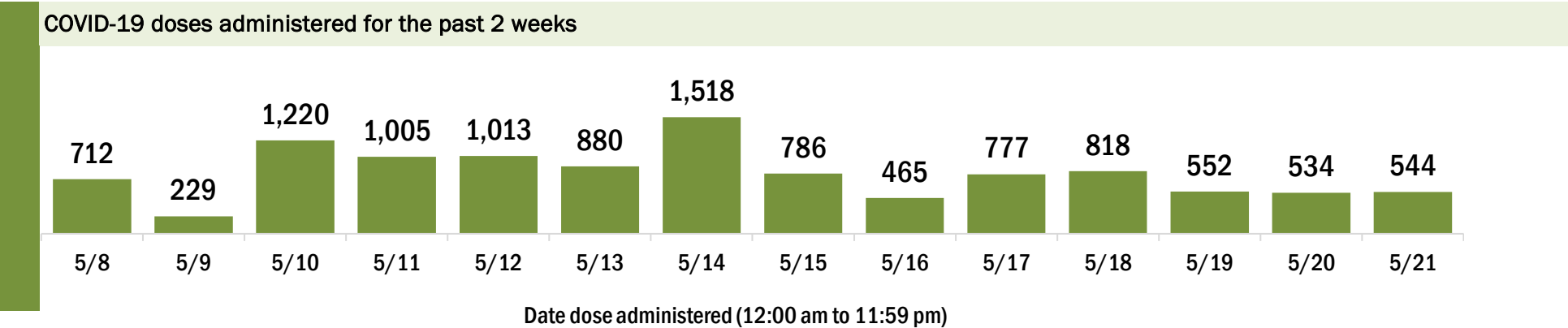
Data in this report are provisional and subject to change.

Data in this summary pertain to COVID-19 vaccines approved by the U.S. Food and Drug Administration and have been issued an Emergency Use Authorization (Janssen COVID-19 Vaccine, Moderna COVID-19 Vaccine and Pfizer-BioNTech COVID-19 Vaccine). These data summarize the number of people who have received either their first dose or have completed the series for a COVID-19 vaccine. **A person can only be counted in one category, first dose or series complete.** For persons receiving Moderna or Pfizer vaccines, once they receive their second dose, they are moved from the first dose column to the series completed column. **Because of this, the total first dose category may show a change from report to report not matching the total receiving their first dose from the previous day.** Persons receiving Johnson & Johnson vaccines will always be counted in the series completed column.

COVID-19 doses for vaccinated persons in Florida	
Doses administered	185,149
People receiving one dose of a 1-dose series (Johnson & Johnson) or receiving only one dose of a 2-dose series (Moderna, Pfizer) count once. Persons receiving both doses of a 2-dose series count twice.	

Current status of persons vaccinated for COVID-19 in Florida	
Total people vaccinated	106,487
First dose	19,347
Series completed	87,140
Completed 1-dose series	8,478
Completed 2-dose series	78,662
First dose: current number of people who have only received their first dose of the Moderna or Pfizer vaccine.	
Series complete: current number of people who have received both Moderna or Pfizer vaccine doses or one Johnson & Johnson dose and are considered fully immunized.	

Demographic summary	First dose	Series complete	Total people vaccinated
Age group	19,347	87,140	106,487
12-14 years	356	0	356
15-24 years	2,220	4,457	6,677
25-34 years	2,707	7,067	9,774
35-44 years	2,344	8,026	10,370
45-54 years	2,619	11,096	13,715
55-64 years	3,324	19,276	22,600
65-74 years	3,267	21,741	25,008
75-84 years	1,764	11,421	13,185
85+ years	746	4,056	4,802
Race	19,347	87,140	106,487
White	10,082	52,676	62,758
Black	2,968	12,567	15,535
American Indian/Alaskan	116	628	744
Other	1,972	8,301	10,273
Unknown	4,209	12,968	17,177
Other race includes Asian, native Hawaiian/Pacific Islander, or other.			
Ethnicity	19,347	87,140	106,487
Hispanic	861	2,637	3,498
Non-Hispanic	10,940	60,972	71,912
Unknown	7,546	23,531	31,077
Gender	19,347	87,140	106,487
Female	10,655	49,890	60,545
Male	8,633	37,149	45,782
Unknown	59	101	160



COVID-19: Flagler County vaccine summary

Vaccination data through May 21, 2021 as of May 22, 2021 at 12:05 AM

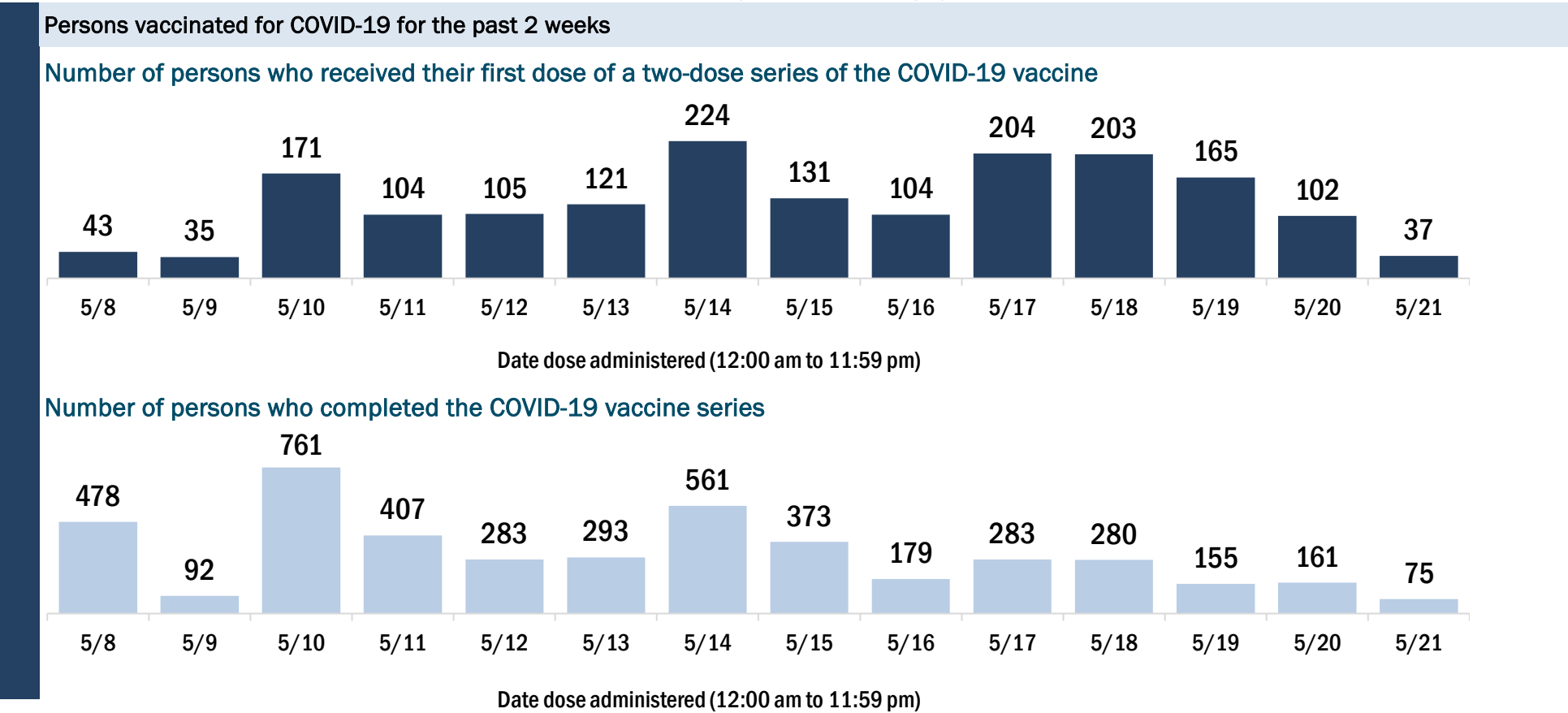
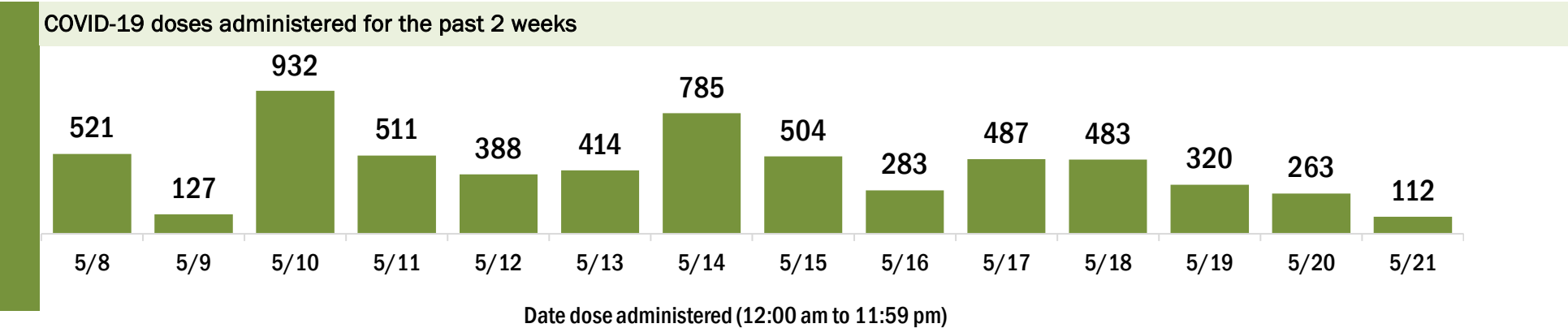
Data in this report are provisional and subject to change.

Data in this summary pertain to COVID-19 vaccines approved by the U.S. Food and Drug Administration and have been issued an Emergency Use Authorization (Janssen COVID-19 Vaccine, Moderna COVID-19 Vaccine and Pfizer-BioNTech COVID-19 Vaccine). These data summarize the number of people who have received either their first dose or have completed the series for a COVID-19 vaccine. **A person can only be counted in one category, first dose or series complete.** For persons receiving Moderna or Pfizer vaccines, once they receive their second dose, they are moved from the first dose column to the series completed column. **Because of this, the total first dose category may show a change from report to report not matching the total receiving their first dose from the previous day.** Persons receiving Johnson & Johnson vaccines will always be counted in the series completed column.

COVID-19 doses for vaccinated persons in Florida	
Doses administered	101,175
People receiving one dose of a 1-dose series (Johnson & Johnson) or receiving only one dose of a 2-dose series (Moderna, Pfizer) count once. Persons receiving both doses of a 2-dose series count twice.	

Current status of persons vaccinated for COVID-19 in Florida	
Total people vaccinated	56,616
First dose	8,969
Series completed	47,647
Completed 1-dose series	3,088
Completed 2-dose series	44,559
First dose: current number of people who have only received their first dose of the Moderna or Pfizer vaccine.	
Series complete: current number of people who have received both Moderna or Pfizer vaccine doses or one Johnson & Johnson dose and are considered fully immunized.	

Demographic summary	First dose	Series complete	Total people vaccinated
Age group	8,969	47,647	56,616
12-14 years	164	0	164
15-24 years	802	1,570	2,372
25-34 years	712	1,794	2,506
35-44 years	919	2,912	3,831
45-54 years	1,260	4,840	6,100
55-64 years	1,987	9,349	11,336
65-74 years	1,665	15,628	17,293
75-84 years	1,031	9,069	10,100
85+ years	429	2,485	2,914
Race	8,969	47,647	56,616
White	5,380	32,062	37,442
Black	654	3,161	3,815
American Indian/Alaskan	51	272	323
Other	874	4,322	5,196
Unknown	2,010	7,830	9,840
Other race includes Asian, native Hawaiian/Pacific Islander, or other.			
Ethnicity	8,969	47,647	56,616
Hispanic	889	3,181	4,070
Non-Hispanic	4,923	28,840	33,763
Unknown	3,157	15,626	18,783
Gender	8,969	47,647	56,616
Female	4,759	26,430	31,189
Male	4,139	20,977	25,116
Unknown	71	240	311



COVID-19: Franklin County vaccine summary

Vaccination data through May 21, 2021 as of May 22, 2021 at 12:05 AM

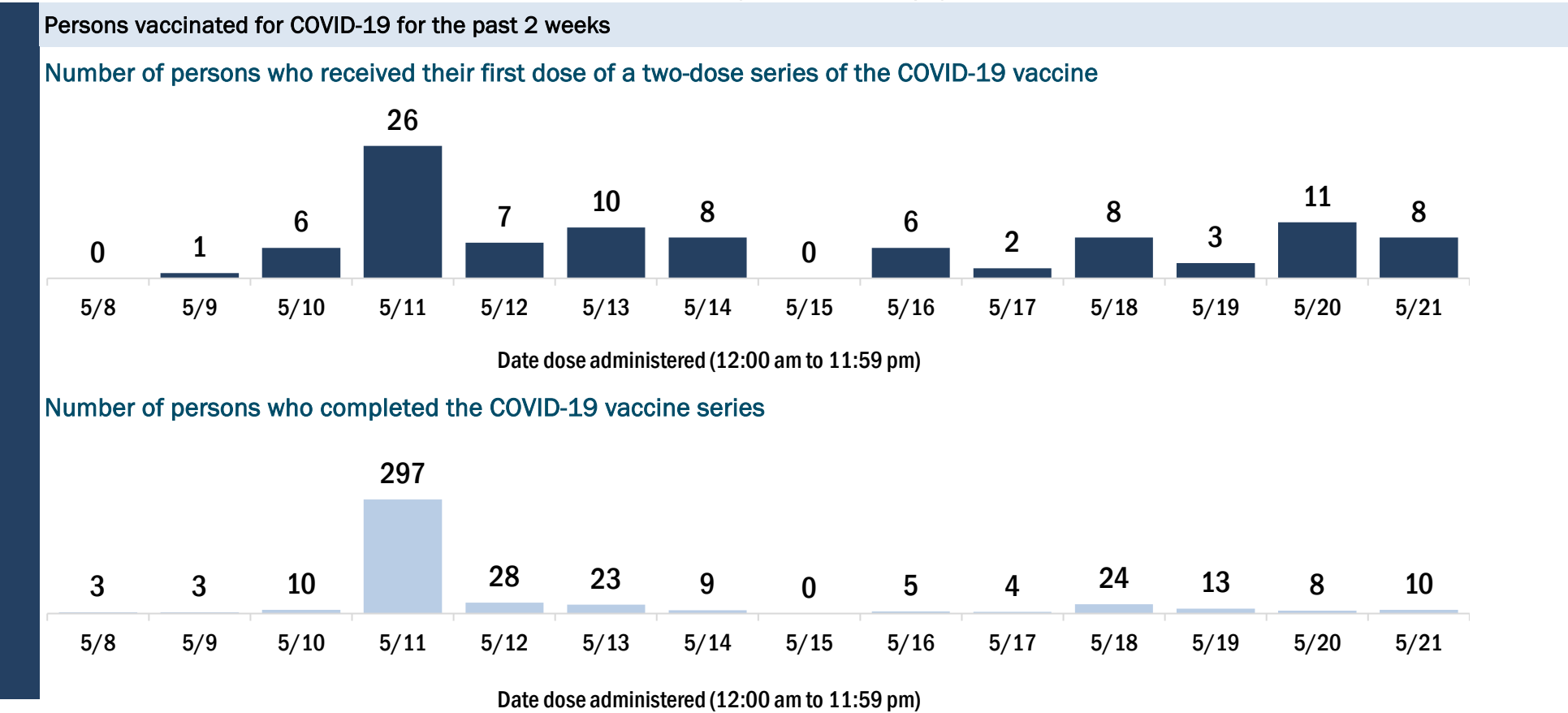
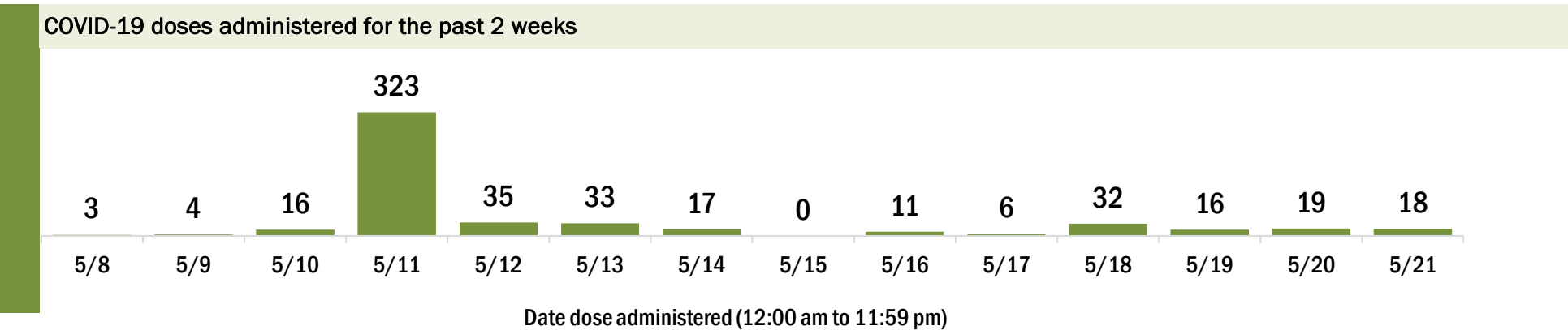
Data in this report are provisional and subject to change.

Data in this summary pertain to COVID-19 vaccines approved by the U.S. Food and Drug Administration and have been issued an Emergency Use Authorization (Janssen COVID-19 Vaccine, Moderna COVID-19 Vaccine and Pfizer-BioNTech COVID-19 Vaccine). These data summarize the number of people who have received either their first dose or have completed the series for a COVID-19 vaccine. **A person can only be counted in one category, first dose or series complete.** For persons receiving Moderna or Pfizer vaccines, once they receive their second dose, they are moved from the first dose column to the series completed column. **Because of this, the total first dose category may show a change from report to report not matching the total receiving their first dose from the previous day.** Persons receiving Johnson & Johnson vaccines will always be counted in the series completed column.

COVID-19 doses for vaccinated persons in Florida	
Doses administered	8,016
People receiving one dose of a 1-dose series (Johnson & Johnson) or receiving only one dose of a 2-dose series (Moderna, Pfizer) count once. Persons receiving both doses of a 2-dose series count twice.	

Current status of persons vaccinated for COVID-19 in Florida	
Total people vaccinated	4,323
First dose	495
Series completed	3,828
Completed 1-dose series	135
Completed 2-dose series	3,693
First dose: current number of people who have only received their first dose of the Moderna or Pfizer vaccine.	
Series complete: current number of people who have received both Moderna or Pfizer vaccine doses or one Johnson & Johnson dose and are considered fully immunized.	

Demographic summary	First dose	Series complete	Total people vaccinated
Age group	495	3,828	4,323
12-14 years	1	0	1
15-24 years	18	60	78
25-34 years	66	144	210
35-44 years	64	226	290
45-54 years	68	393	461
55-64 years	112	839	951
65-74 years	119	1,390	1,509
75-84 years	35	648	683
85+ years	12	128	140
Race	495	3,828	4,323
White	365	3,293	3,658
Black	69	290	359
American Indian/Alaskan	0	10	10
Other	29	150	179
Unknown	32	85	117
Other race includes Asian, native Hawaiian/Pacific Islander, or other.			
Ethnicity	495	3,828	4,323
Hispanic	14	54	68
Non-Hispanic	329	3,043	3,372
Unknown	152	731	883
Gender	495	3,828	4,323
Female	208	1,871	2,079
Male	287	1,957	2,244
Unknown	0	0	0



COVID-19: Gadsden County vaccine summary

Vaccination data through May 21, 2021 as of May 22, 2021 at 12:05 AM

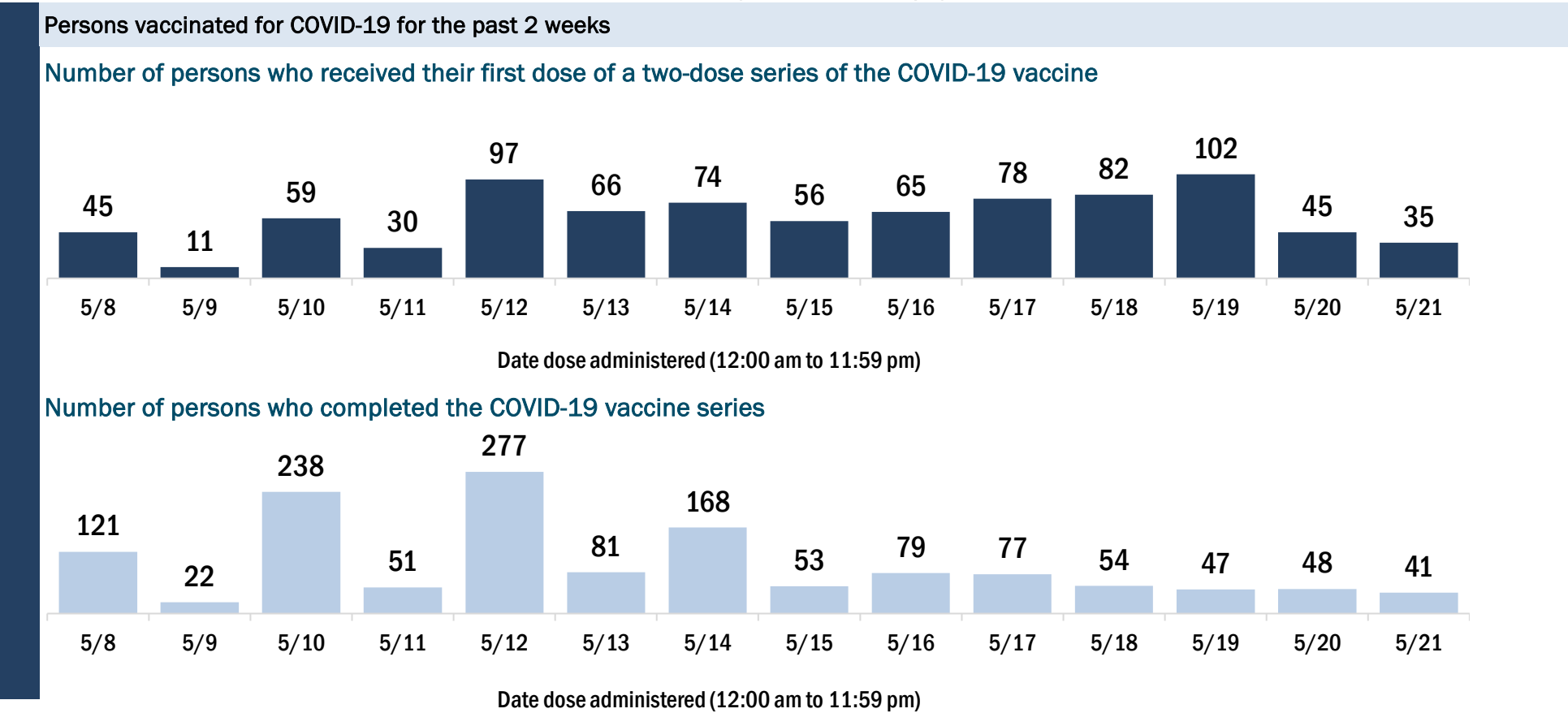
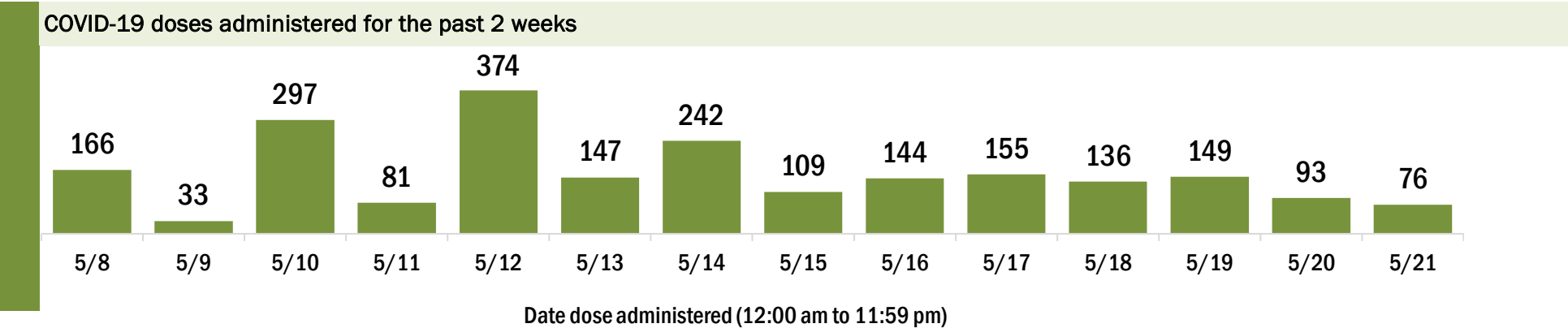
Data in this report are provisional and subject to change.

Data in this summary pertain to COVID-19 vaccines approved by the U.S. Food and Drug Administration and have been issued an Emergency Use Authorization (Janssen COVID-19 Vaccine, Moderna COVID-19 Vaccine and Pfizer-BioNTech COVID-19 Vaccine). These data summarize the number of people who have received either their first dose or have completed the series for a COVID-19 vaccine. **A person can only be counted in one category, first dose or series complete.** For persons receiving Moderna or Pfizer vaccines, once they receive their second dose, they are moved from the first dose column to the series completed column. **Because of this, the total first dose category may show a change from report to report not matching the total receiving their first dose from the previous day.** Persons receiving Johnson & Johnson vaccines will always be counted in the series completed column.

COVID-19 doses for vaccinated persons in Florida	
Doses administered	31,405
People receiving one dose of a 1-dose series (Johnson & Johnson) or receiving only one dose of a 2-dose series (Moderna, Pfizer) count once. Persons receiving both doses of a 2-dose series count twice.	

Current status of persons vaccinated for COVID-19 in Florida	
Total people vaccinated	18,051
First dose	2,823
Series completed	15,228
Completed 1-dose series	1,874
Completed 2-dose series	13,354
First dose: current number of people who have only received their first dose of the Moderna or Pfizer vaccine.	
Series complete: current number of people who have received both Moderna or Pfizer vaccine doses or one Johnson & Johnson dose and are considered fully immunized.	

Demographic summary	First dose	Series complete	Total people vaccinated
Age group	2,823	15,228	18,051
12-14 years	40	0	40
15-24 years	294	487	781
25-34 years	295	985	1,280
35-44 years	481	1,659	2,140
45-54 years	549	2,342	2,891
55-64 years	546	3,508	4,054
65-74 years	373	3,855	4,228
75-84 years	178	1,799	1,977
85+ years	67	593	660
Race	2,823	15,228	18,051
White	774	5,464	6,238
Black	1,287	6,627	7,914
American Indian/Alaskan	10	32	42
Other	389	2,110	2,499
Unknown	363	995	1,358
Other race includes Asian, native Hawaiian/Pacific Islander, or other.			
Ethnicity	2,823	15,228	18,051
Hispanic	354	939	1,293
Non-Hispanic	1,648	11,912	13,560
Unknown	821	2,377	3,198
Gender	2,823	15,228	18,051
Female	1,429	9,177	10,606
Male	1,394	6,051	7,445
Unknown	0	0	0



COVID-19: Gilchrist County vaccine summary

Vaccination data through May 21, 2021 as of May 22, 2021 at 12:05 AM

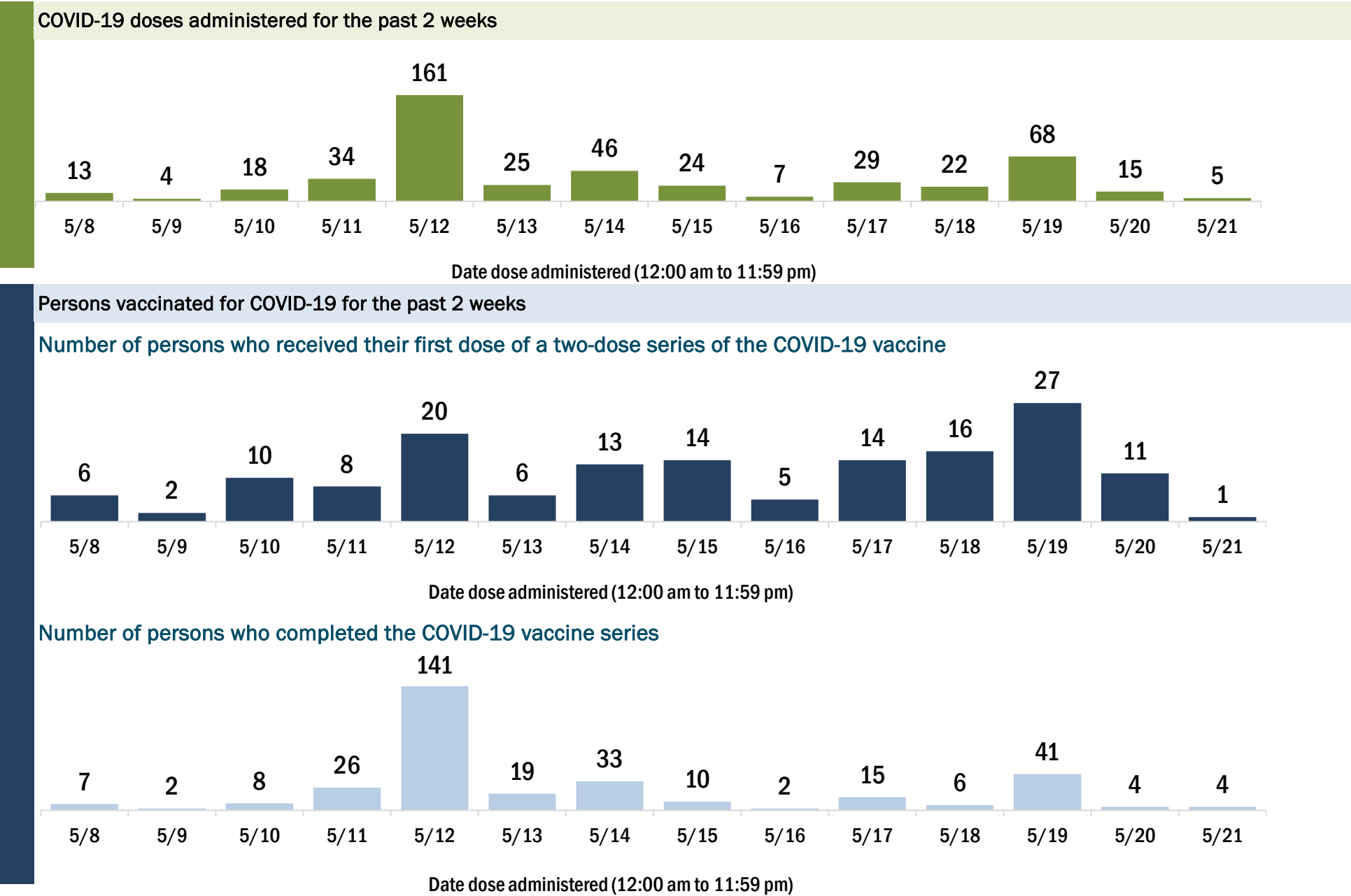
Data in this report are provisional and subject to change.

Data in this summary pertain to COVID-19 vaccines approved by the U.S. Food and Drug Administration and have been issued an Emergency Use Authorization (Janssen COVID-19 Vaccine, Moderna COVID-19 Vaccine and Pfizer-BioNTech COVID-19 Vaccine). These data summarize the number of people who have received either their first dose or have completed the series for a COVID-19 vaccine. **A person can only be counted in one category, first dose or series complete.** For persons receiving Moderna or Pfizer vaccines, once they receive their second dose, they are moved from the first dose column to the series completed column. **Because of this, the total first dose category may show a change from report to report not matching the total receiving their first dose from the previous day.** Persons receiving Johnson & Johnson vaccines will always be counted in the series completed column.

COVID-19 doses for vaccinated persons in Florida	
Doses administered	7,738
People receiving one dose of a 1-dose series (Johnson & Johnson) or receiving only one dose of a 2-dose series (Moderna, Pfizer) count once. Persons receiving both doses of a 2-dose series count twice.	

Current status of persons vaccinated for COVID-19 in Florida	
Total people vaccinated	4,453
First dose	660
Series completed	3,793
Completed 1-dose series	508
Completed 2-dose series	3,285
First dose: current number of people who have only received their first dose of the Moderna or Pfizer vaccine.	
Series complete: current number of people who have received both Moderna or Pfizer vaccine doses or one Johnson & Johnson dose and are considered fully immunized.	

Demographic summary	First dose	Series complete	Total people vaccinated
Age group	660	3,793	4,453
12-14 years	11	0	11
15-24 years	65	107	172
25-34 years	52	161	213
35-44 years	92	240	332
45-54 years	101	440	541
55-64 years	150	826	976
65-74 years	128	1,154	1,282
75-84 years	42	654	696
85+ years	19	211	230
Race	660	3,793	4,453
White	500	2,829	3,329
Black	24	85	109
American Indian/Alaskan	4	15	19
Other	46	267	313
Unknown	86	597	683
Other race includes Asian, native Hawaiian/Pacific Islander, or other.			
Ethnicity	660	3,793	4,453
Hispanic	29	132	161
Non-Hispanic	344	1,846	2,190
Unknown	287	1,815	2,102
Gender	660	3,793	4,453
Female	367	2,103	2,470
Male	293	1,688	1,981
Unknown	0	2	2



COVID-19: Glades County vaccine summary

Vaccination data through May 21, 2021 as of May 22, 2021 at 12:05 AM

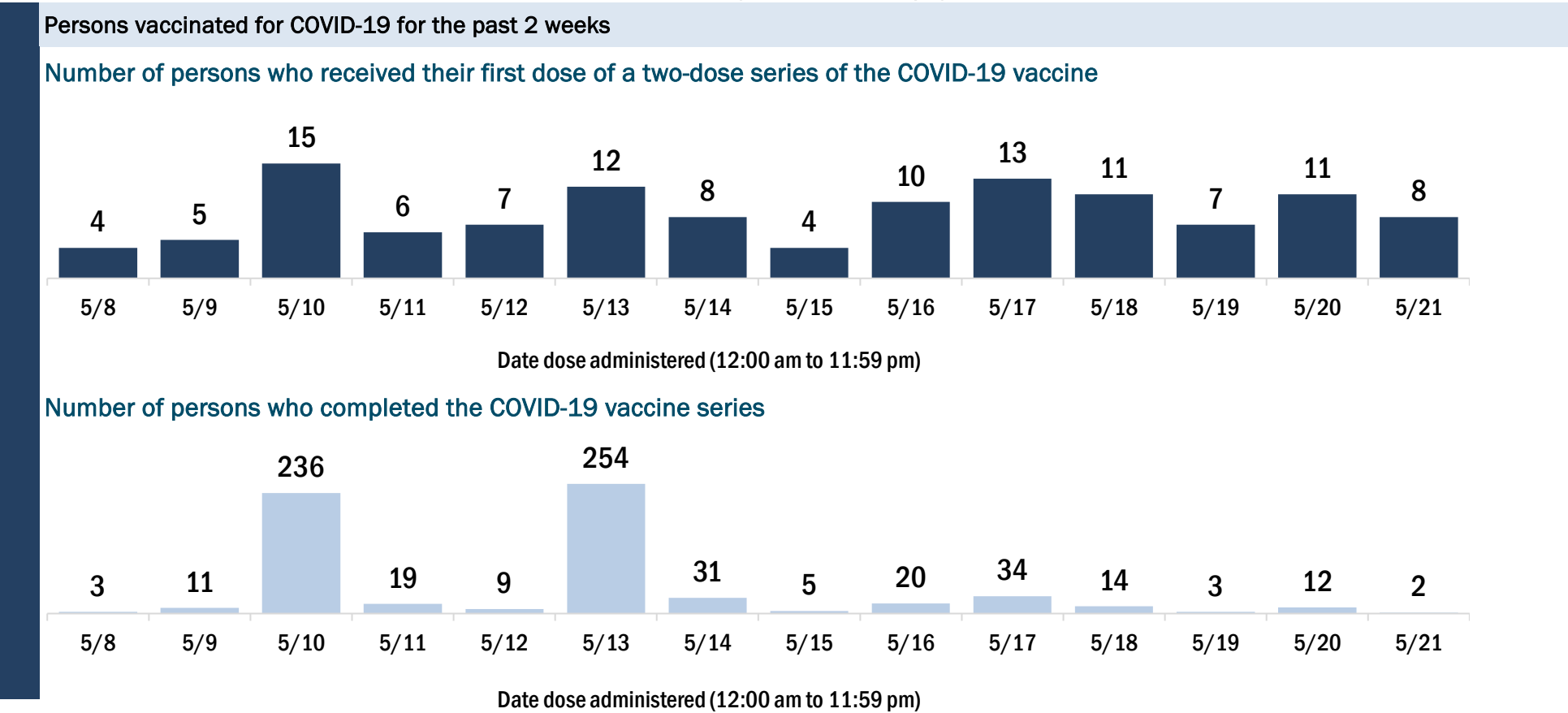
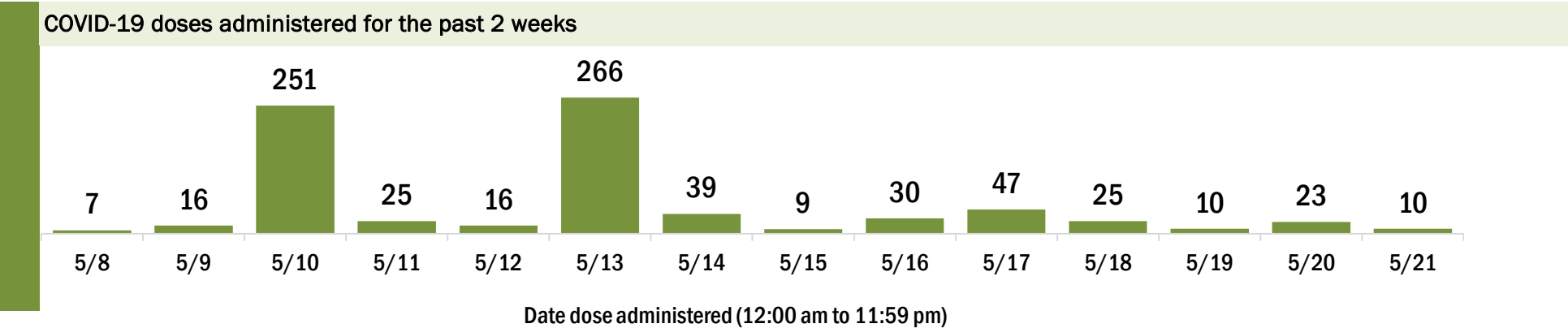
Data in this report are provisional and subject to change.

Data in this summary pertain to COVID-19 vaccines approved by the U.S. Food and Drug Administration and have been issued an Emergency Use Authorization (Janssen COVID-19 Vaccine, Moderna COVID-19 Vaccine and Pfizer-BioNTech COVID-19 Vaccine). These data summarize the number of people who have received either their first dose or have completed the series for a COVID-19 vaccine. **A person can only be counted in one category, first dose or series complete.** For persons receiving Moderna or Pfizer vaccines, once they receive their second dose, they are moved from the first dose column to the series completed column. **Because of this, the total first dose category may show a change from report to report not matching the total receiving their first dose from the previous day.** Persons receiving Johnson & Johnson vaccines will always be counted in the series completed column.

COVID-19 doses for vaccinated persons in Florida	
Doses administered	8,185
People receiving one dose of a 1-dose series (Johnson & Johnson) or receiving only one dose of a 2-dose series (Moderna, Pfizer) count once. Persons receiving both doses of a 2-dose series count twice.	

Current status of persons vaccinated for COVID-19 in Florida	
Total people vaccinated	4,693
First dose	658
Series completed	4,035
Completed 1-dose series	543
Completed 2-dose series	3,492
First dose: current number of people who have only received their first dose of the Moderna or Pfizer vaccine.	
Series complete: current number of people who have received both Moderna or Pfizer vaccine doses or one Johnson & Johnson dose and are considered fully immunized.	

Demographic summary	First dose	Series complete	Total people vaccinated
Age group	658	4,035	4,693
12-14 years	5	0	5
15-24 years	83	196	279
25-34 years	128	320	448
35-44 years	82	252	334
45-54 years	99	307	406
55-64 years	115	633	748
65-74 years	76	1,318	1,394
75-84 years	57	836	893
85+ years	13	173	186
Race	658	4,035	4,693
White	526	3,140	3,666
Black	23	138	161
American Indian/Alaskan	1	24	25
Other	48	258	306
Unknown	60	475	535
Other race includes Asian, native Hawaiian/Pacific Islander, or other.			
Ethnicity	658	4,035	4,693
Hispanic	280	723	1,003
Non-Hispanic	232	1,888	2,120
Unknown	146	1,424	1,570
Gender	658	4,035	4,693
Female	231	1,770	2,001
Male	426	2,264	2,690
Unknown	1	1	2



COVID-19: Gulf County vaccine summary

Vaccination data through May 21, 2021 as of May 22, 2021 at 12:05 AM

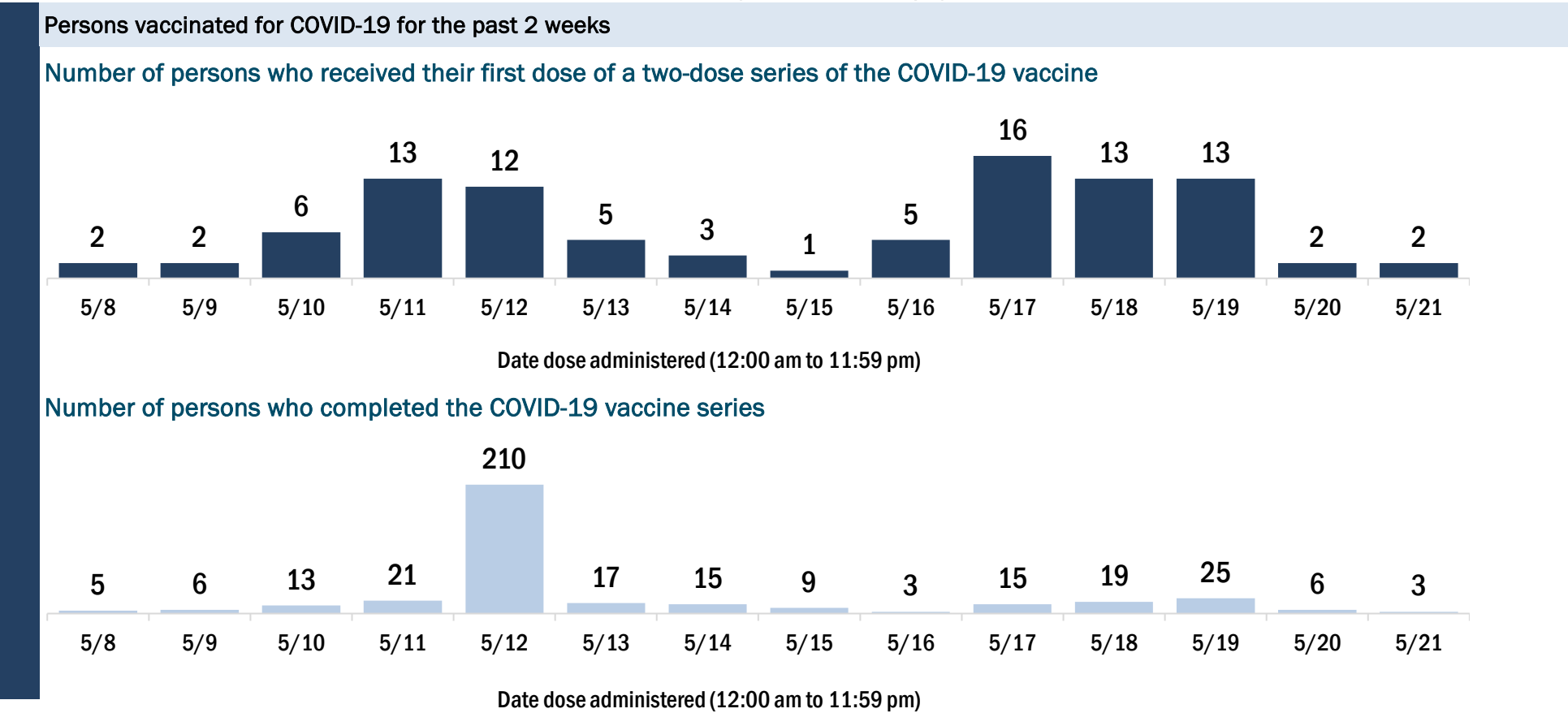
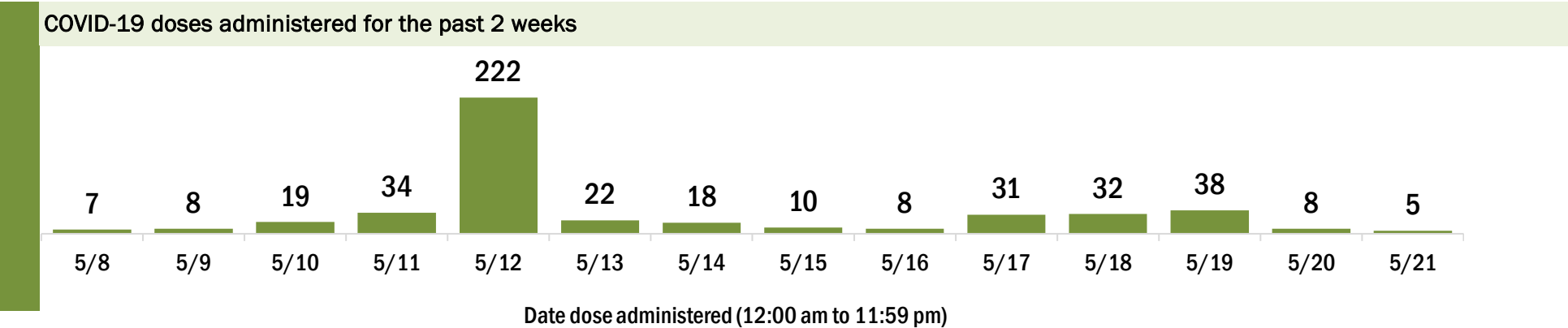
Data in this report are provisional and subject to change.

Data in this summary pertain to COVID-19 vaccines approved by the U.S. Food and Drug Administration and have been issued an Emergency Use Authorization (Janssen COVID-19 Vaccine, Moderna COVID-19 Vaccine and Pfizer-BioNTech COVID-19 Vaccine). These data summarize the number of people who have received either their first dose or have completed the series for a COVID-19 vaccine. **A person can only be counted in one category, first dose or series complete.** For persons receiving Moderna or Pfizer vaccines, once they receive their second dose, they are moved from the first dose column to the series completed column. **Because of this, the total first dose category may show a change from report to report not matching the total receiving their first dose from the previous day.** Persons receiving Johnson & Johnson vaccines will always be counted in the series completed column.

COVID-19 doses for vaccinated persons in Florida	
Doses administered	8,266
People receiving one dose of a 1-dose series (Johnson & Johnson) or receiving only one dose of a 2-dose series (Moderna, Pfizer) count once. Persons receiving both doses of a 2-dose series count twice.	

Current status of persons vaccinated for COVID-19 in Florida	
Total people vaccinated	4,669
First dose	813
Series completed	3,856
Completed 1-dose series	259
Completed 2-dose series	3,597
First dose: current number of people who have only received their first dose of the Moderna or Pfizer vaccine.	
Series complete: current number of people who have received both Moderna or Pfizer vaccine doses or one Johnson & Johnson dose and are considered fully immunized.	

Demographic summary	First dose	Series complete	Total people vaccinated
Age group	813	3,856	4,669
12-14 years	5	0	5
15-24 years	54	84	138
25-34 years	107	146	253
35-44 years	126	218	344
45-54 years	153	391	544
55-64 years	176	732	908
65-74 years	125	1,417	1,542
75-84 years	59	685	744
85+ years	8	183	191
Race	813	3,856	4,669
White	568	3,291	3,859
Black	176	369	545
American Indian/Alaskan	2	13	15
Other	50	118	168
Unknown	17	65	82
Other race includes Asian, native Hawaiian/Pacific Islander, or other.			
Ethnicity	813	3,856	4,669
Hispanic	18	50	68
Non-Hispanic	398	3,217	3,615
Unknown	397	589	986
Gender	813	3,856	4,669
Female	336	1,933	2,269
Male	477	1,923	2,400
Unknown	0	0	0



COVID-19: Hamilton County vaccine summary

Vaccination data through May 21, 2021 as of May 22, 2021 at 12:05 AM

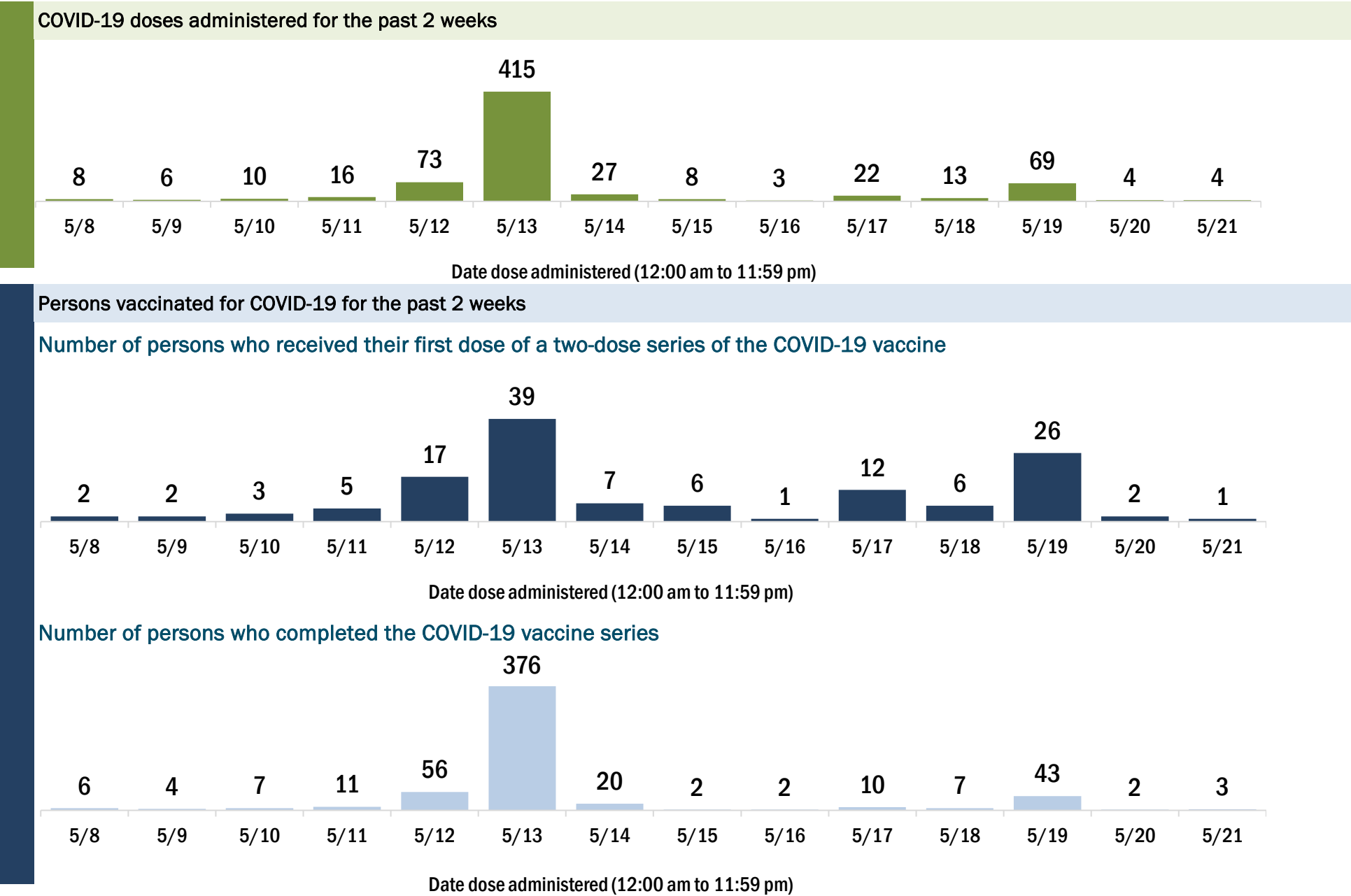
Data in this report are provisional and subject to change.

Data in this summary pertain to COVID-19 vaccines approved by the U.S. Food and Drug Administration and have been issued an Emergency Use Authorization (Janssen COVID-19 Vaccine, Moderna COVID-19 Vaccine and Pfizer-BioNTech COVID-19 Vaccine). These data summarize the number of people who have received either their first dose or have completed the series for a COVID-19 vaccine. **A person can only be counted in one category, first dose or series complete.** For persons receiving Moderna or Pfizer vaccines, once they receive their second dose, they are moved from the first dose column to the series completed column. **Because of this, the total first dose category may show a change from report to report not matching the total receiving their first dose from the previous day.** Persons receiving Johnson & Johnson vaccines will always be counted in the series completed column.

COVID-19 doses for vaccinated persons in Florida	
Doses administered	6,029
People receiving one dose of a 1-dose series (Johnson & Johnson) or receiving only one dose of a 2-dose series (Moderna, Pfizer) count once. Persons receiving both doses of a 2-dose series count twice.	

Current status of persons vaccinated for COVID-19 in Florida	
Total people vaccinated	3,327
First dose	391
Series completed	2,936
Completed 1-dose series	234
Completed 2-dose series	2,702
First dose: current number of people who have only received their first dose of the Moderna or Pfizer vaccine.	
Series complete: current number of people who have received both Moderna or Pfizer vaccine doses or one Johnson & Johnson dose and are considered fully immunized.	

Demographic summary	First dose	Series complete	Total people vaccinated
Age group	391	2,936	3,327
12-14 years	5	0	5
15-24 years	35	66	101
25-34 years	61	152	213
35-44 years	70	222	292
45-54 years	68	342	410
55-64 years	81	660	741
65-74 years	40	930	970
75-84 years	20	439	459
85+ years	11	125	136
Race	391	2,936	3,327
White	191	1,678	1,869
Black	155	806	961
American Indian/Alaskan	2	6	8
Other	24	211	235
Unknown	19	235	254
Other race includes Asian, native Hawaiian/Pacific Islander, or other.			
Ethnicity	391	2,936	3,327
Hispanic	24	114	138
Non-Hispanic	260	1,899	2,159
Unknown	107	923	1,030
Gender	391	2,936	3,327
Female	155	1,453	1,608
Male	236	1,483	1,719
Unknown	0	0	0



COVID-19: Hardee County vaccine summary

Vaccination data through May 21, 2021 as of May 22, 2021 at 12:05 AM

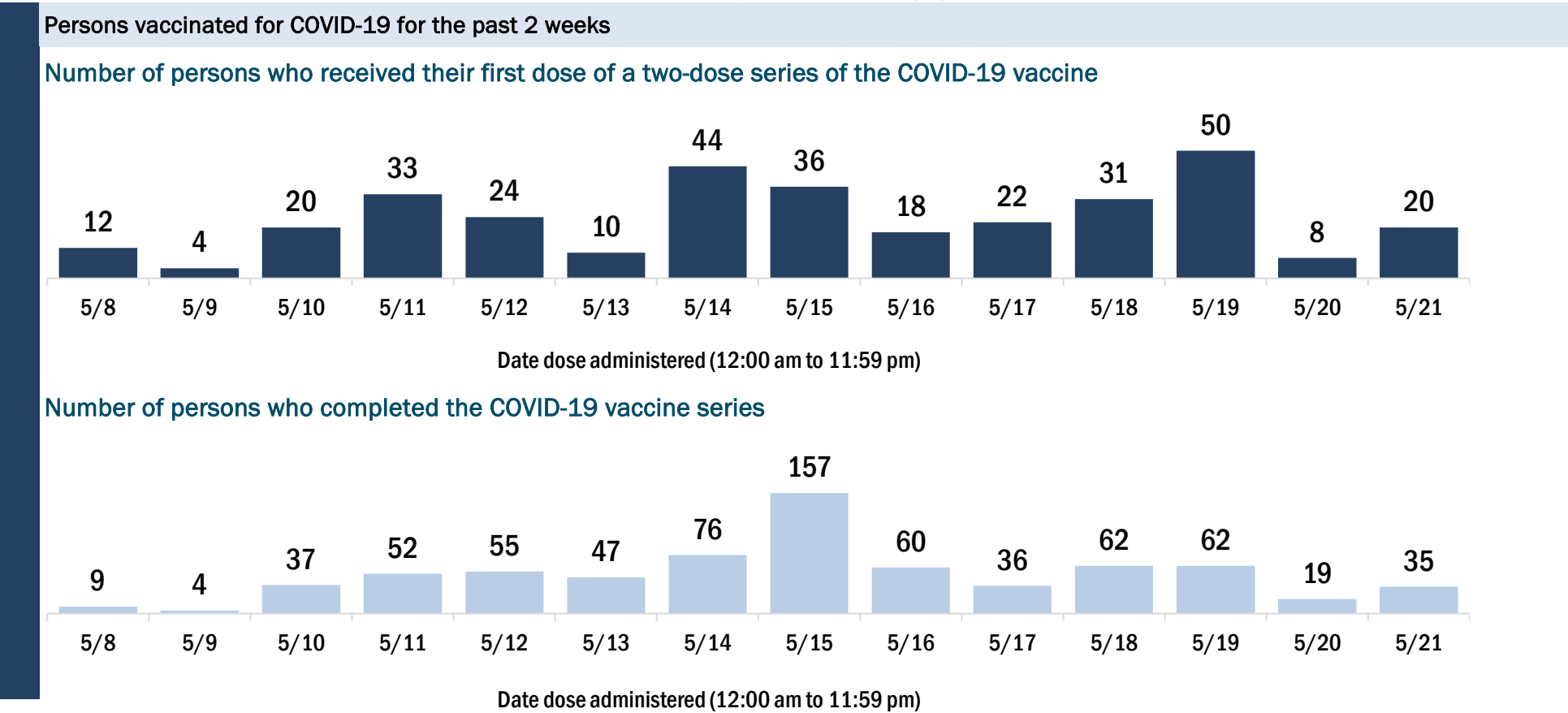
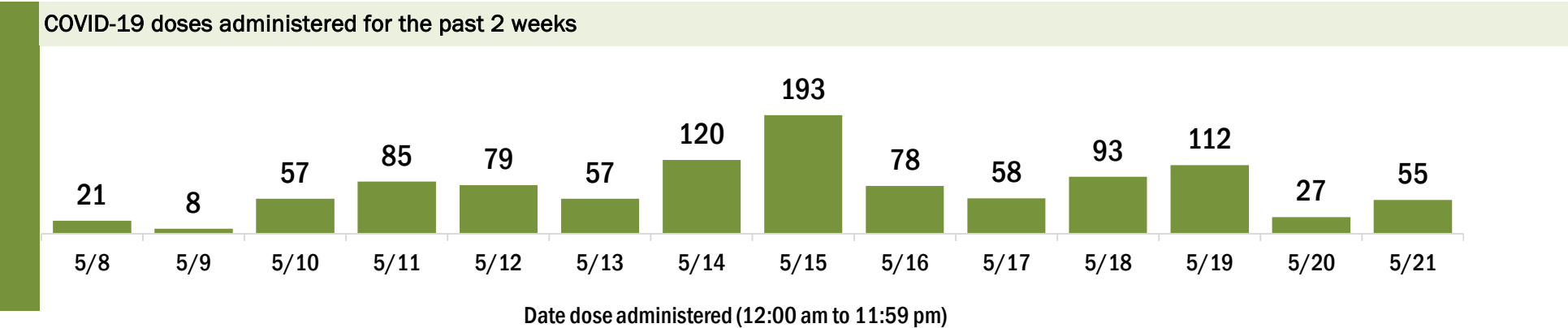
Data in this report are provisional and subject to change.

Data in this summary pertain to COVID-19 vaccines approved by the U.S. Food and Drug Administration and have been issued an Emergency Use Authorization (Janssen COVID-19 Vaccine, Moderna COVID-19 Vaccine and Pfizer-BioNTech COVID-19 Vaccine). These data summarize the number of people who have received either their first dose or have completed the series for a COVID-19 vaccine. **A person can only be counted in one category, first dose or series complete.** For persons receiving Moderna or Pfizer vaccines, once they receive their second dose, they are moved from the first dose column to the series completed column. **Because of this, the total first dose category may show a change from report to report not matching the total receiving their first dose from the previous day.** Persons receiving Johnson & Johnson vaccines will always be counted in the series completed column.

COVID-19 doses for vaccinated persons in Florida	
Doses administered	12,420
People receiving one dose of a 1-dose series (Johnson & Johnson) or receiving only one dose of a 2-dose series (Moderna, Pfizer) count once. Persons receiving both doses of a 2-dose series count twice.	

Current status of persons vaccinated for COVID-19 in Florida	
Total people vaccinated	7,291
First dose	1,707
Series completed	5,584
Completed 1-dose series	455
Completed 2-dose series	5,129
First dose: current number of people who have only received their first dose of the Moderna or Pfizer vaccine.	
Series complete: current number of people who have received both Moderna or Pfizer vaccine doses or one Johnson & Johnson dose and are considered fully immunized.	

Demographic summary	First dose	Series complete	Total people vaccinated
Age group	1,707	5,584	7,291
12-14 years	11	0	11
15-24 years	151	250	401
25-34 years	200	428	628
35-44 years	297	439	736
45-54 years	350	652	1,002
55-64 years	355	994	1,349
65-74 years	227	1,533	1,760
75-84 years	91	1,005	1,096
85+ years	25	283	308
Race	1,707	5,584	7,291
White	1,098	4,509	5,607
Black	323	232	555
American Indian/Alaskan	5	28	33
Other	215	570	785
Unknown	66	245	311
Other race includes Asian, native Hawaiian/Pacific Islander, or other.			
Ethnicity	1,707	5,584	7,291
Hispanic	437	1,359	1,796
Non-Hispanic	955	3,588	4,543
Unknown	315	637	952
Gender	1,707	5,584	7,291
Female	582	2,810	3,392
Male	1,124	2,772	3,896
Unknown	1	2	3



COVID-19: Hendry County vaccine summary

Vaccination data through May 21, 2021 as of May 22, 2021 at 12:05 AM

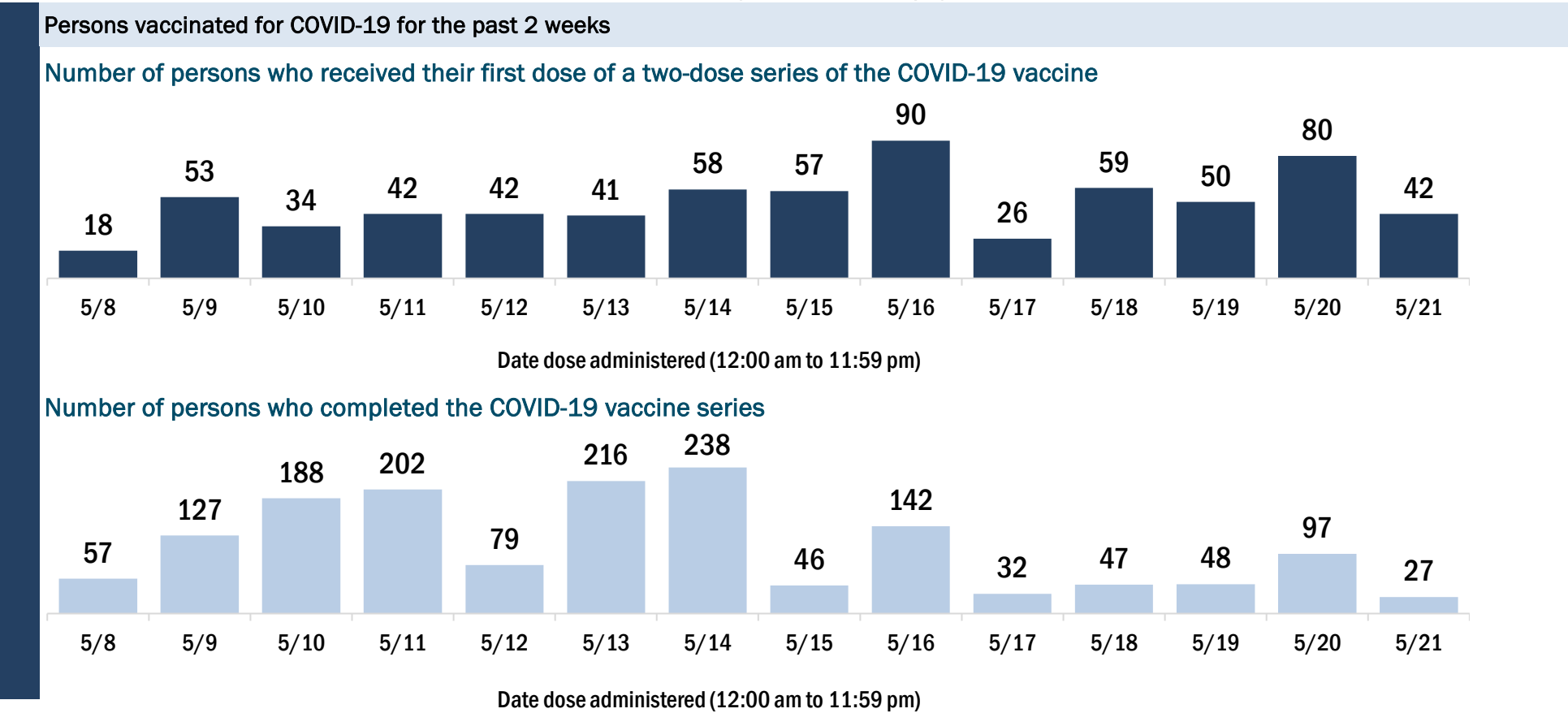
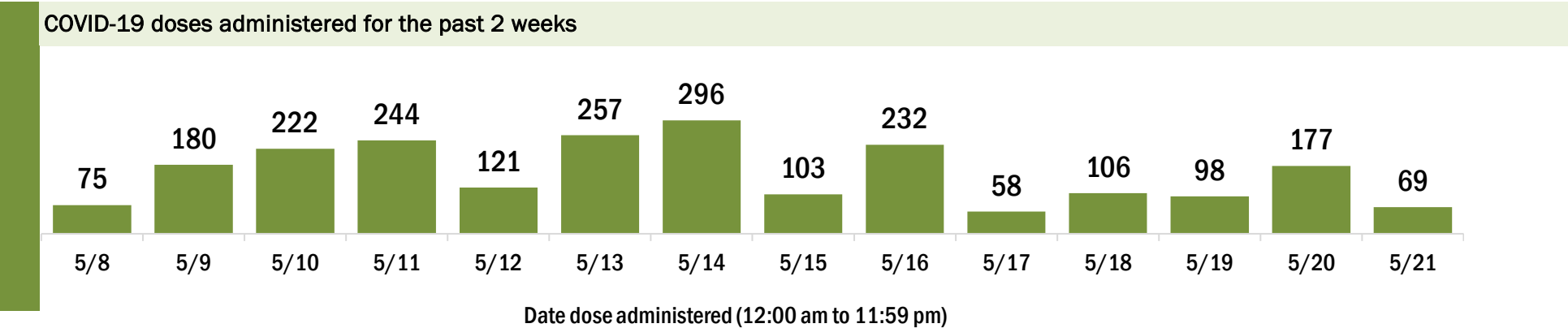
Data in this report are provisional and subject to change.

Data in this summary pertain to COVID-19 vaccines approved by the U.S. Food and Drug Administration and have been issued an Emergency Use Authorization (Janssen COVID-19 Vaccine, Moderna COVID-19 Vaccine and Pfizer-BioNTech COVID-19 Vaccine). These data summarize the number of people who have received either their first dose or have completed the series for a COVID-19 vaccine. **A person can only be counted in one category, first dose or series complete.** For persons receiving Moderna or Pfizer vaccines, once they receive their second dose, they are moved from the first dose column to the series completed column. **Because of this, the total first dose category may show a change from report to report not matching the total receiving their first dose from the previous day.** Persons receiving Johnson & Johnson vaccines will always be counted in the series completed column.

COVID-19 doses for vaccinated persons in Florida	
Doses administered	20,446
People receiving one dose of a 1-dose series (Johnson & Johnson) or receiving only one dose of a 2-dose series (Moderna, Pfizer) count once. Persons receiving both doses of a 2-dose series count twice.	

Current status of persons vaccinated for COVID-19 in Florida	
Total people vaccinated	12,264
First dose	2,610
Series completed	9,654
Completed 1-dose series	1,472
Completed 2-dose series	8,182
First dose: current number of people who have only received their first dose of the Moderna or Pfizer vaccine.	
Series complete: current number of people who have received both Moderna or Pfizer vaccine doses or one Johnson & Johnson dose and are considered fully immunized.	

Demographic summary	First dose	Series complete	Total people vaccinated
Age group	2,610	9,654	12,264
12-14 years	22	0	22
15-24 years	392	634	1,026
25-34 years	470	1,003	1,473
35-44 years	445	1,013	1,458
45-54 years	454	1,463	1,917
55-64 years	455	2,025	2,480
65-74 years	205	2,136	2,341
75-84 years	117	1,072	1,189
85+ years	50	308	358
Race	2,610	9,654	12,264
White	1,793	6,651	8,444
Black	142	652	794
American Indian/Alaskan	4	22	26
Other	423	1,484	1,907
Unknown	248	845	1,093
Other race includes Asian, native Hawaiian/Pacific Islander, or other.			
Ethnicity	2,610	9,654	12,264
Hispanic	1,418	3,785	5,203
Non-Hispanic	575	3,320	3,895
Unknown	617	2,549	3,166
Gender	2,610	9,654	12,264
Female	1,094	4,521	5,615
Male	1,515	5,130	6,645
Unknown	1	3	4



COVID-19: Hernando County vaccine summary

Vaccination data through May 21, 2021 as of May 22, 2021 at 12:05 AM

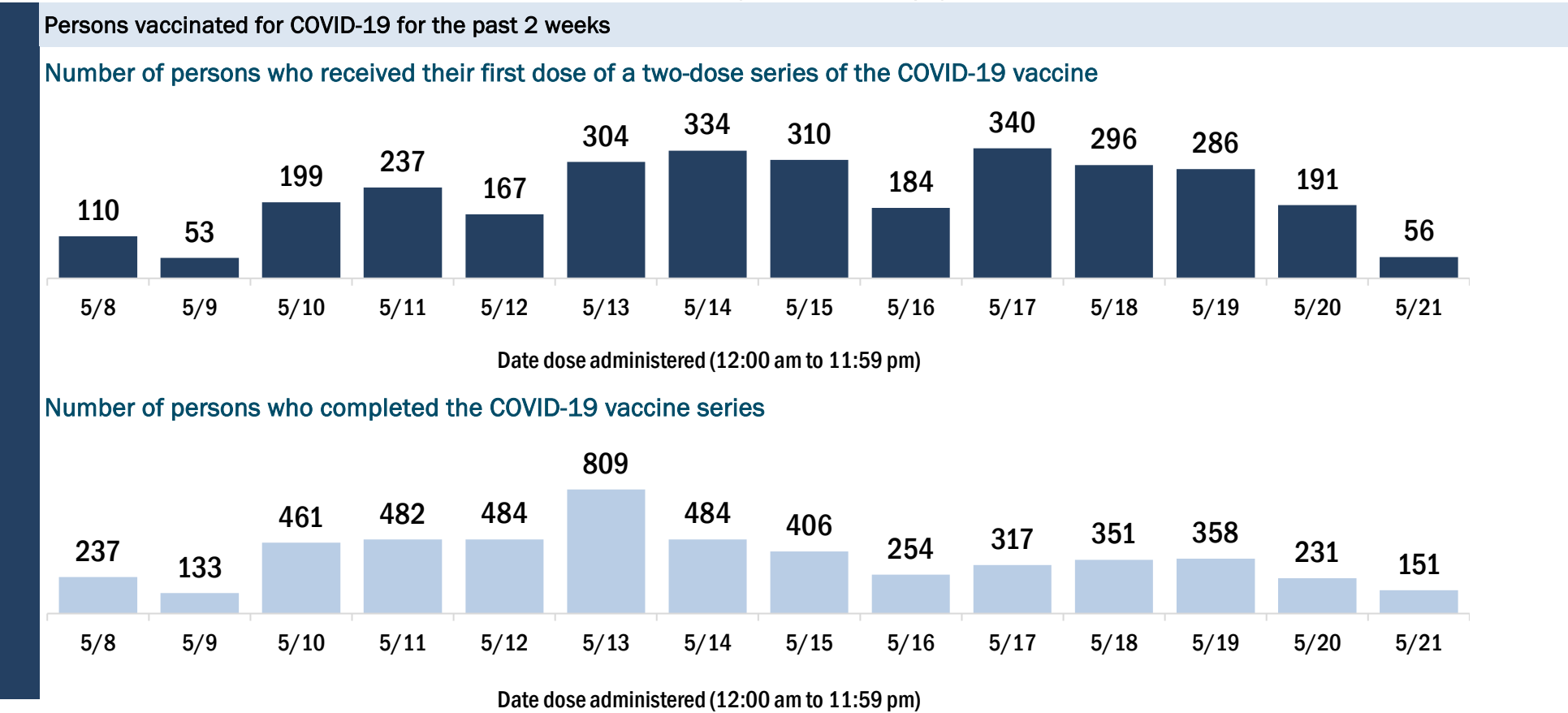
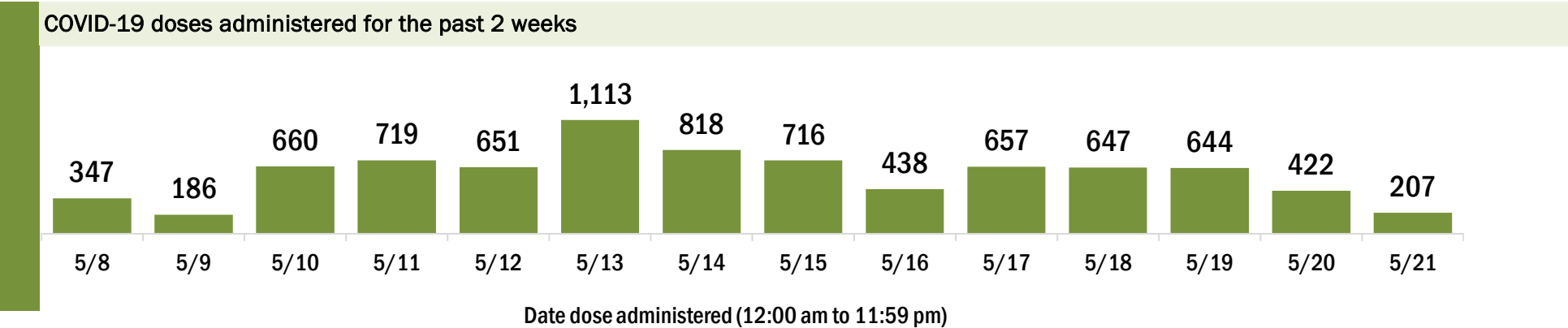
Data in this report are provisional and subject to change.

Data in this summary pertain to COVID-19 vaccines approved by the U.S. Food and Drug Administration and have been issued an Emergency Use Authorization (Janssen COVID-19 Vaccine, Moderna COVID-19 Vaccine and Pfizer-BioNTech COVID-19 Vaccine). These data summarize the number of people who have received either their first dose or have completed the series for a COVID-19 vaccine. **A person can only be counted in one category, first dose or series complete.** For persons receiving Moderna or Pfizer vaccines, once they receive their second dose, they are moved from the first dose column to the series completed column. **Because of this, the total first dose category may show a change from report to report not matching the total receiving their first dose from the previous day.** Persons receiving Johnson & Johnson vaccines will always be counted in the series completed column.

COVID-19 doses for vaccinated persons in Florida	
Doses administered	130,816
People receiving one dose of a 1-dose series (Johnson & Johnson) or receiving only one dose of a 2-dose series (Moderna, Pfizer) count once. Persons receiving both doses of a 2-dose series count twice.	

Current status of persons vaccinated for COVID-19 in Florida	
Total people vaccinated	75,162
First dose	13,489
Series completed	61,673
Completed 1-dose series	6,019
Completed 2-dose series	55,654
First dose: current number of people who have only received their first dose of the Moderna or Pfizer vaccine.	
Series complete: current number of people who have received both Moderna or Pfizer vaccine doses or one Johnson & Johnson dose and are considered fully immunized.	

Demographic summary	First dose	Series complete	Total people vaccinated
Age group	13,489	61,673	75,162
12-14 years	253	0	253
15-24 years	1,257	1,985	3,242
25-34 years	1,178	2,695	3,873
35-44 years	1,445	3,863	5,308
45-54 years	1,861	6,628	8,489
55-64 years	2,612	12,102	14,714
65-74 years	2,503	18,700	21,203
75-84 years	1,674	11,971	13,645
85+ years	706	3,729	4,435
Race	13,489	61,673	75,162
White	9,082	44,384	53,466
Black	477	1,703	2,180
American Indian/Alaskan	71	200	271
Other	1,265	4,470	5,735
Unknown	2,594	10,916	13,510
Other race includes Asian, native Hawaiian/Pacific Islander, or other.			
Ethnicity	13,489	61,673	75,162
Hispanic	1,337	3,741	5,078
Non-Hispanic	6,707	34,595	41,302
Unknown	5,445	23,337	28,782
Gender	13,489	61,673	75,162
Female	7,390	35,193	42,583
Male	6,087	26,443	32,530
Unknown	12	37	49



COVID-19: Highlands County vaccine summary

Vaccination data through May 21, 2021 as of May 22, 2021 at 12:05 AM

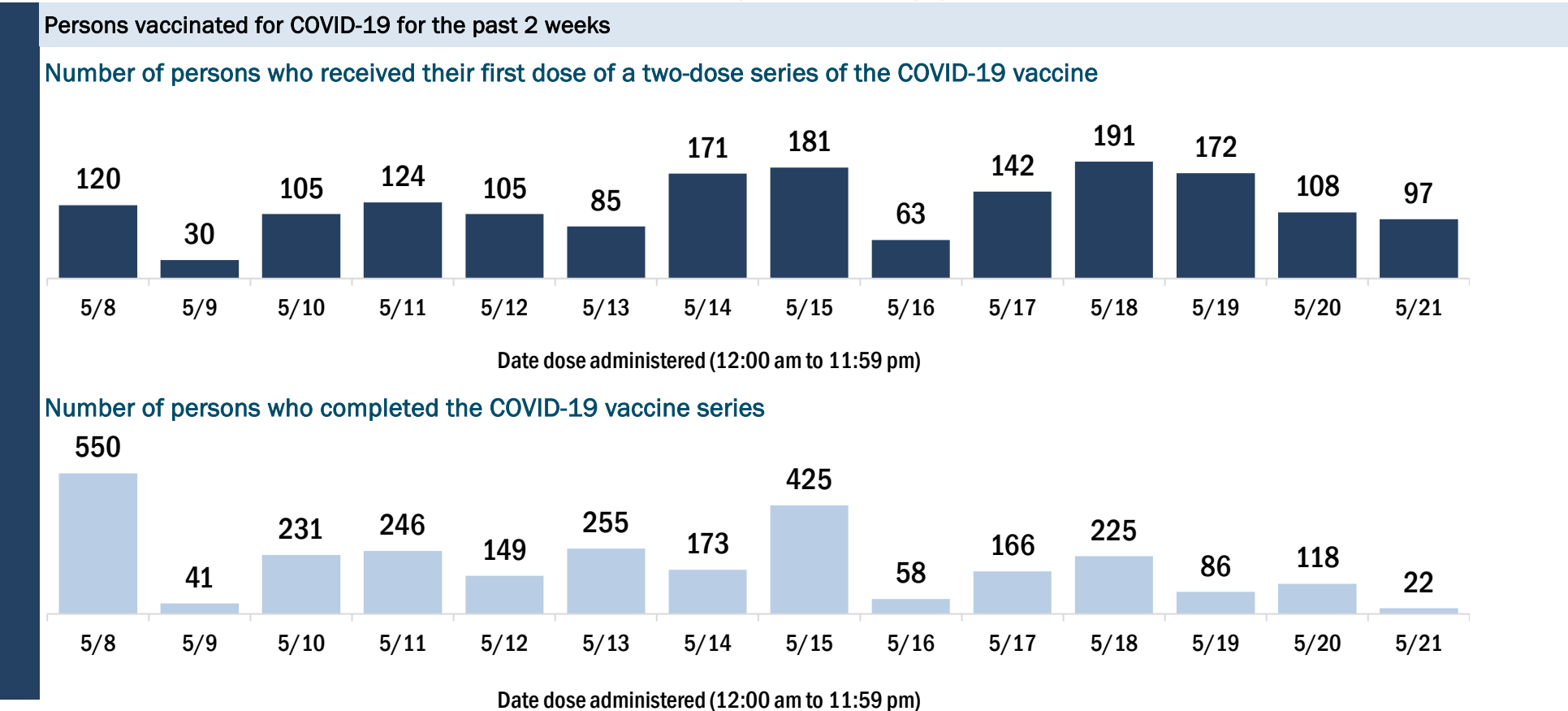
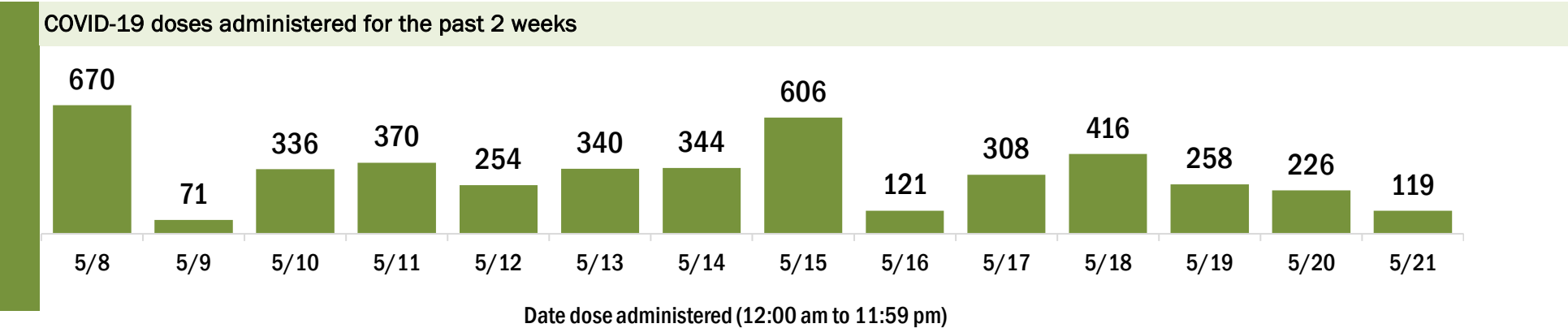
Data in this report are provisional and subject to change.

Data in this summary pertain to COVID-19 vaccines approved by the U.S. Food and Drug Administration and have been issued an Emergency Use Authorization (Janssen COVID-19 Vaccine, Moderna COVID-19 Vaccine and Pfizer-BioNTech COVID-19 Vaccine). These data summarize the number of people who have received either their first dose or have completed the series for a COVID-19 vaccine. **A person can only be counted in one category, first dose or series complete.** For persons receiving Moderna or Pfizer vaccines, once they receive their second dose, they are moved from the first dose column to the series completed column. **Because of this, the total first dose category may show a change from report to report not matching the total receiving their first dose from the previous day.** Persons receiving Johnson & Johnson vaccines will always be counted in the series completed column.

COVID-19 doses for vaccinated persons in Florida	
Doses administered	77,021
People receiving one dose of a 1-dose series (Johnson & Johnson) or receiving only one dose of a 2-dose series (Moderna, Pfizer) count once. Persons receiving both doses of a 2-dose series count twice.	

Current status of persons vaccinated for COVID-19 in Florida	
Total people vaccinated	45,337
First dose	12,047
Series completed	33,290
Completed 1-dose series	1,606
Completed 2-dose series	31,684
First dose: current number of people who have only received their first dose of the Moderna or Pfizer vaccine.	
Series complete: current number of people who have received both Moderna or Pfizer vaccine doses or one Johnson & Johnson dose and are considered fully immunized.	

Demographic summary	First dose	Series complete	Total people vaccinated
Age group	12,047	33,290	45,337
12-14 years	76	0	76
15-24 years	526	734	1,260
25-34 years	552	1,129	1,681
35-44 years	773	1,368	2,141
45-54 years	1,060	2,364	3,424
55-64 years	1,998	5,569	7,567
65-74 years	3,466	11,145	14,611
75-84 years	2,732	8,562	11,294
85+ years	864	2,419	3,283
Race	12,047	33,290	45,337
White	9,077	26,891	35,968
Black	614	1,251	1,865
American Indian/Alaskan	132	236	368
Other	915	2,267	3,182
Unknown	1,309	2,645	3,954
Other race includes Asian, native Hawaiian/Pacific Islander, or other.			
Ethnicity	12,047	33,290	45,337
Hispanic	1,610	3,000	4,610
Non-Hispanic	7,137	23,772	30,909
Unknown	3,300	6,518	9,818
Gender	12,047	33,290	45,337
Female	6,297	17,939	24,236
Male	5,731	15,333	21,064
Unknown	19	18	37



COVID-19: Hillsborough County vaccine summary

Vaccination data through May 21, 2021 as of May 22, 2021 at 12:05 AM

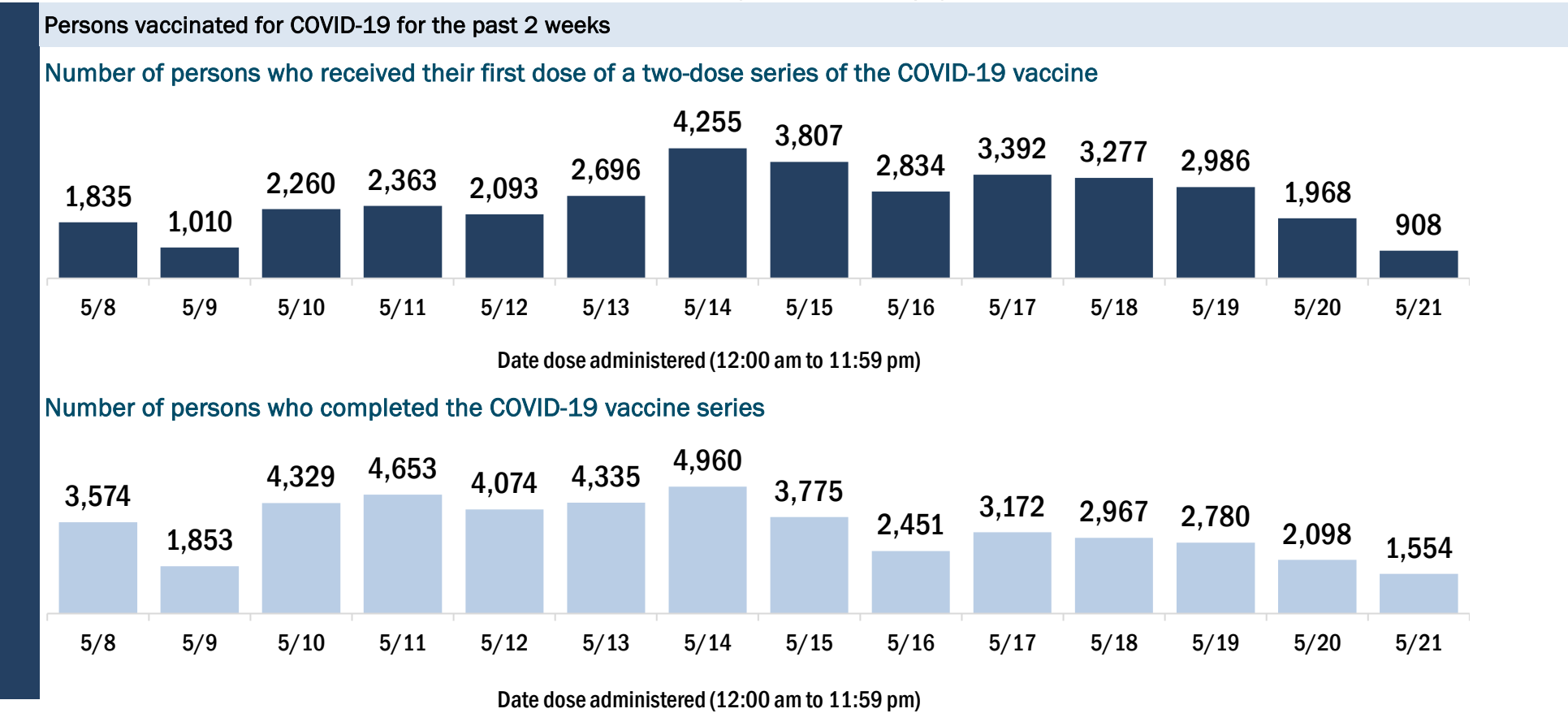
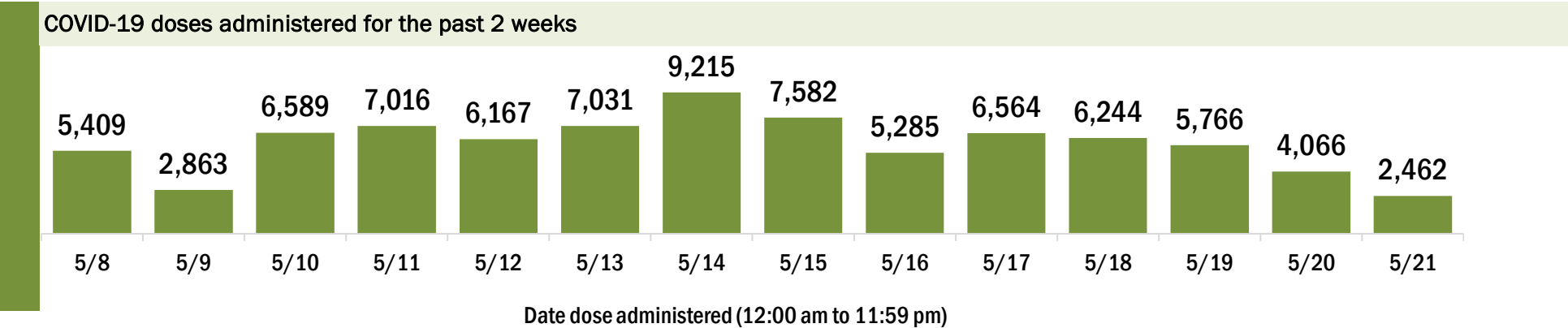
Data in this report are provisional and subject to change.

Data in this summary pertain to COVID-19 vaccines approved by the U.S. Food and Drug Administration and have been issued an Emergency Use Authorization (Janssen COVID-19 Vaccine, Moderna COVID-19 Vaccine and Pfizer-BioNTech COVID-19 Vaccine). These data summarize the number of people who have received either their first dose or have completed the series for a COVID-19 vaccine. **A person can only be counted in one category, first dose or series complete.** For persons receiving Moderna or Pfizer vaccines, once they receive their second dose, they are moved from the first dose column to the series completed column. **Because of this, the total first dose category may show a change from report to report not matching the total receiving their first dose from the previous day.** Persons receiving Johnson & Johnson vaccines will always be counted in the series completed column.

COVID-19 doses for vaccinated persons in Florida	
Doses administered	1,006,719
People receiving one dose of a 1-dose series (Johnson & Johnson) or receiving only one dose of a 2-dose series (Moderna, Pfizer) count once. Persons receiving both doses of a 2-dose series count twice.	

Current status of persons vaccinated for COVID-19 in Florida	
Total people vaccinated	607,322
First dose	149,100
Series completed	458,222
Completed 1-dose series	58,825
Completed 2-dose series	399,397
First dose: current number of people who have only received their first dose of the Moderna or Pfizer vaccine.	
Series complete: current number of people who have received both Moderna or Pfizer vaccine doses or one Johnson & Johnson dose and are considered fully immunized.	

Demographic summary	First dose	Series complete	Total people vaccinated
Age group	149,100	458,222	607,322
12-14 years	4,326	0	4,326
15-24 years	17,838	36,650	54,488
25-34 years	19,169	55,175	74,344
35-44 years	19,562	67,227	86,789
45-54 years	19,373	80,084	99,457
55-64 years	19,778	93,517	113,295
65-74 years	29,118	75,218	104,336
75-84 years	14,976	37,153	52,129
85+ years	4,960	13,198	18,158
Race	149,100	458,222	607,322
White	90,034	294,156	384,190
Black	11,861	31,451	43,312
American Indian/Alaskan	732	1,283	2,015
Other	22,035	64,645	86,680
Unknown	24,438	66,687	91,125
Other race includes Asian, native Hawaiian/Pacific Islander, or other.			
Ethnicity	149,100	458,222	607,322
Hispanic	27,040	52,547	79,587
Non-Hispanic	70,181	259,212	329,393
Unknown	51,879	146,463	198,342
Gender	149,100	458,222	607,322
Female	78,432	252,924	331,356
Male	70,450	204,991	275,441
Unknown	218	307	525



COVID-19: Holmes County vaccine summary

Vaccination data through May 21, 2021 as of May 22, 2021 at 12:05 AM

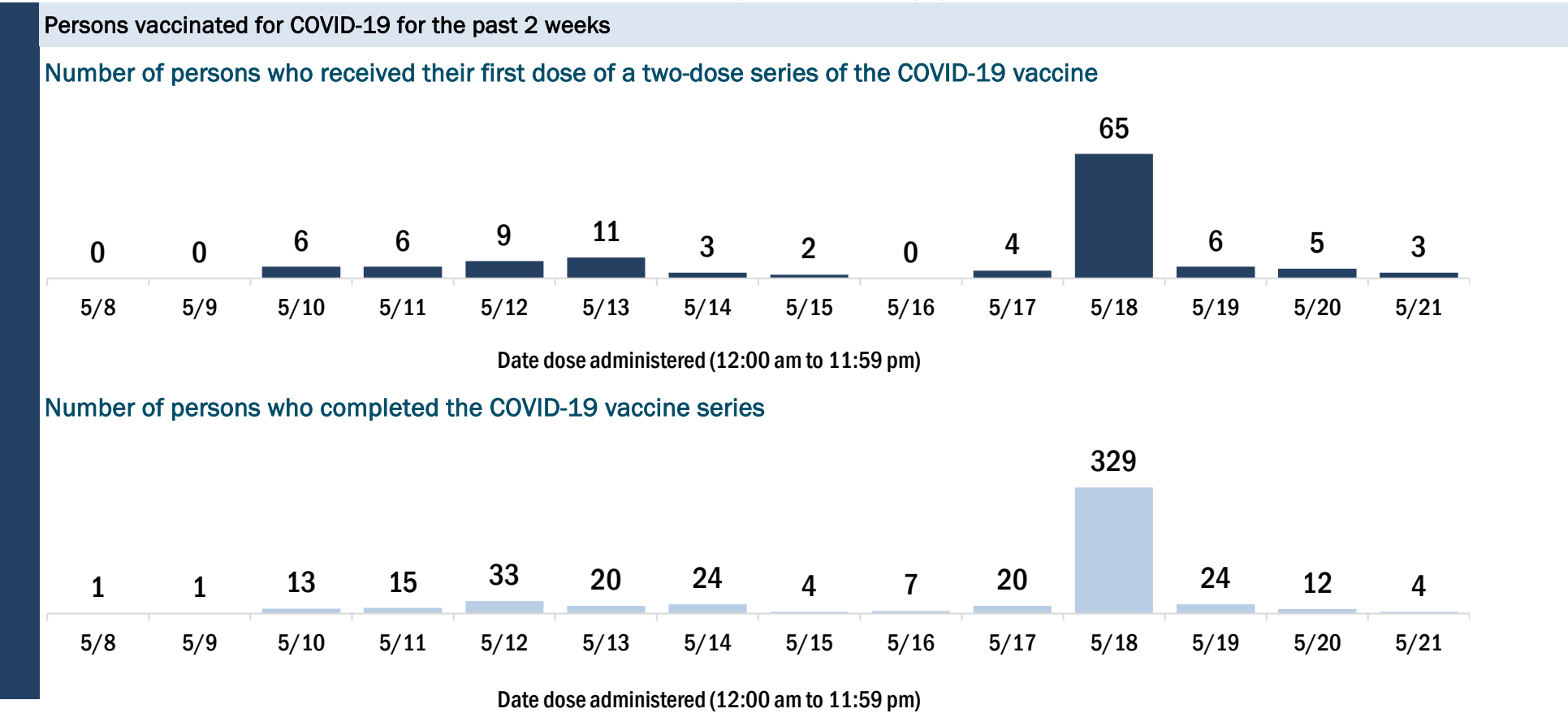
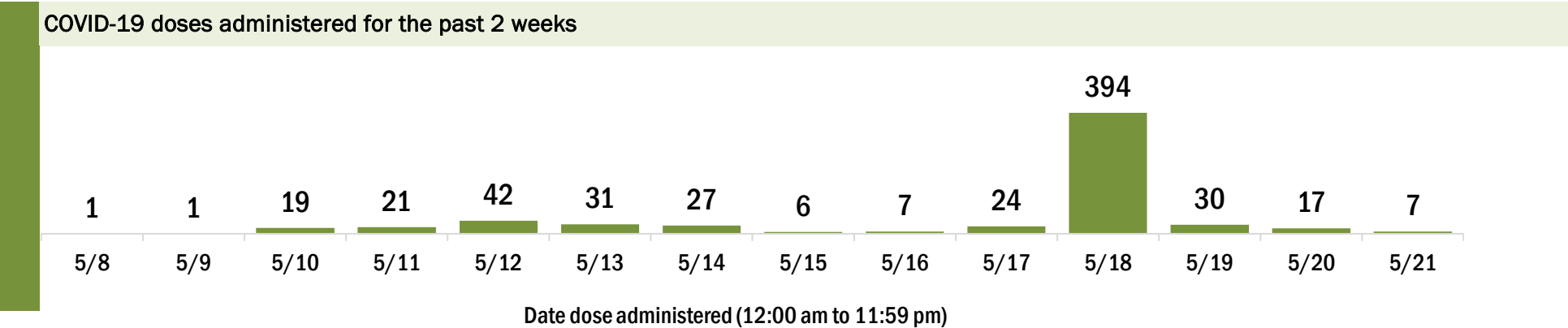
Data in this report are provisional and subject to change.

Data in this summary pertain to COVID-19 vaccines approved by the U.S. Food and Drug Administration and have been issued an Emergency Use Authorization (Janssen COVID-19 Vaccine, Moderna COVID-19 Vaccine and Pfizer-BioNTech COVID-19 Vaccine). These data summarize the number of people who have received either their first dose or have completed the series for a COVID-19 vaccine. **A person can only be counted in one category, first dose or series complete.** For persons receiving Moderna or Pfizer vaccines, once they receive their second dose, they are moved from the first dose column to the series completed column. **Because of this, the total first dose category may show a change from report to report not matching the total receiving their first dose from the previous day.** Persons receiving Johnson & Johnson vaccines will always be counted in the series completed column.

COVID-19 doses for vaccinated persons in Florida	
Doses administered	7,212
People receiving one dose of a 1-dose series (Johnson & Johnson) or receiving only one dose of a 2-dose series (Moderna, Pfizer) count once. Persons receiving both doses of a 2-dose series count twice.	

Current status of persons vaccinated for COVID-19 in Florida	
Total people vaccinated	4,046
First dose	558
Series completed	3,488
Completed 1-dose series	322
Completed 2-dose series	3,166
First dose: current number of people who have only received their first dose of the Moderna or Pfizer vaccine.	
Series complete: current number of people who have received both Moderna or Pfizer vaccine doses or one Johnson & Johnson dose and are considered fully immunized.	

Demographic summary	First dose	Series complete	Total people vaccinated
Age group	558	3,488	4,046
12-14 years	1	0	1
15-24 years	33	87	120
25-34 years	63	176	239
35-44 years	82	252	334
45-54 years	86	384	470
55-64 years	113	723	836
65-74 years	99	1,019	1,118
75-84 years	60	668	728
85+ years	21	179	200
Race	558	3,488	4,046
White	416	2,951	3,367
Black	67	210	277
American Indian/Alaskan	5	34	39
Other	36	200	236
Unknown	34	93	127
Other race includes Asian, native Hawaiian/Pacific Islander, or other.			
Ethnicity	558	3,488	4,046
Hispanic	12	71	83
Non-Hispanic	415	2,963	3,378
Unknown	131	454	585
Gender	558	3,488	4,046
Female	249	1,737	1,986
Male	309	1,751	2,060
Unknown	0	0	0



COVID-19: Indian River County vaccine summary

Vaccination data through May 21, 2021 as of May 22, 2021 at 12:05 AM

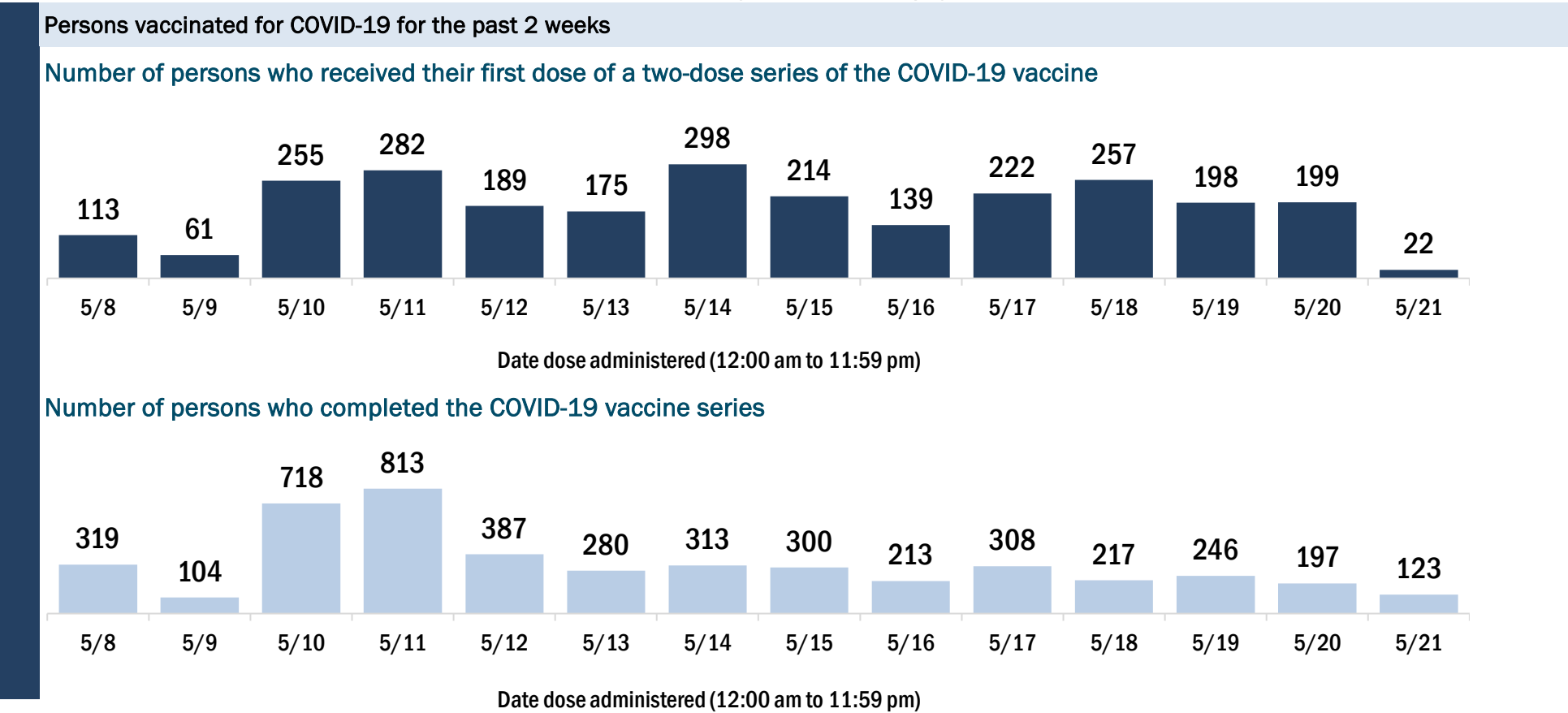
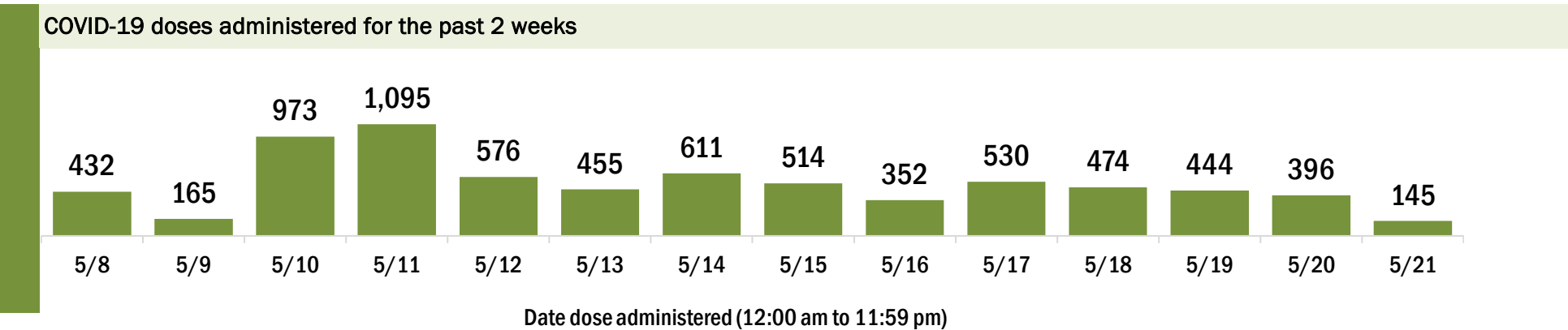
Data in this report are provisional and subject to change.

Data in this summary pertain to COVID-19 vaccines approved by the U.S. Food and Drug Administration and have been issued an Emergency Use Authorization (Janssen COVID-19 Vaccine, Moderna COVID-19 Vaccine and Pfizer-BioNTech COVID-19 Vaccine). These data summarize the number of people who have received either their first dose or have completed the series for a COVID-19 vaccine. **A person can only be counted in one category, first dose or series complete.** For persons receiving Moderna or Pfizer vaccines, once they receive their second dose, they are moved from the first dose column to the series completed column. **Because of this, the total first dose category may show a change from report to report not matching the total receiving their first dose from the previous day.** Persons receiving Johnson & Johnson vaccines will always be counted in the series completed column.

COVID-19 doses for vaccinated persons in Florida	
Doses administered	151,465
People receiving one dose of a 1-dose series (Johnson & Johnson) or receiving only one dose of a 2-dose series (Moderna, Pfizer) count once. Persons receiving both doses of a 2-dose series count twice.	

Current status of persons vaccinated for COVID-19 in Florida	
Total people vaccinated	87,092
First dose	19,705
Series completed	67,387
Completed 1-dose series	3,014
Completed 2-dose series	64,373
First dose: current number of people who have only received their first dose of the Moderna or Pfizer vaccine.	
Series complete: current number of people who have received both Moderna or Pfizer vaccine doses or one Johnson & Johnson dose and are considered fully immunized.	

Demographic summary	First dose	Series complete	Total people vaccinated
Age group	19,705	67,387	87,092
12-14 years	186	0	186
15-24 years	1,261	1,896	3,157
25-34 years	1,354	2,603	3,957
35-44 years	1,521	3,537	5,058
45-54 years	2,094	6,037	8,131
55-64 years	3,690	13,035	16,725
65-74 years	4,538	21,937	26,475
75-84 years	3,502	13,725	17,227
85+ years	1,559	4,617	6,176
Race	19,705	67,387	87,092
White	14,090	48,966	63,056
Black	1,107	2,157	3,264
American Indian/Alaskan	136	333	469
Other	1,561	5,099	6,660
Unknown	2,811	10,832	13,643
Other race includes Asian, native Hawaiian/Pacific Islander, or other.			
Ethnicity	19,705	67,387	87,092
Hispanic	2,022	3,262	5,284
Non-Hispanic	9,463	40,905	50,368
Unknown	8,220	23,220	31,440
Gender	19,705	67,387	87,092
Female	10,457	37,402	47,859
Male	9,221	29,949	39,170
Unknown	27	36	63



COVID-19: Jackson County vaccine summary

Vaccination data through May 21, 2021 as of May 22, 2021 at 12:05 AM

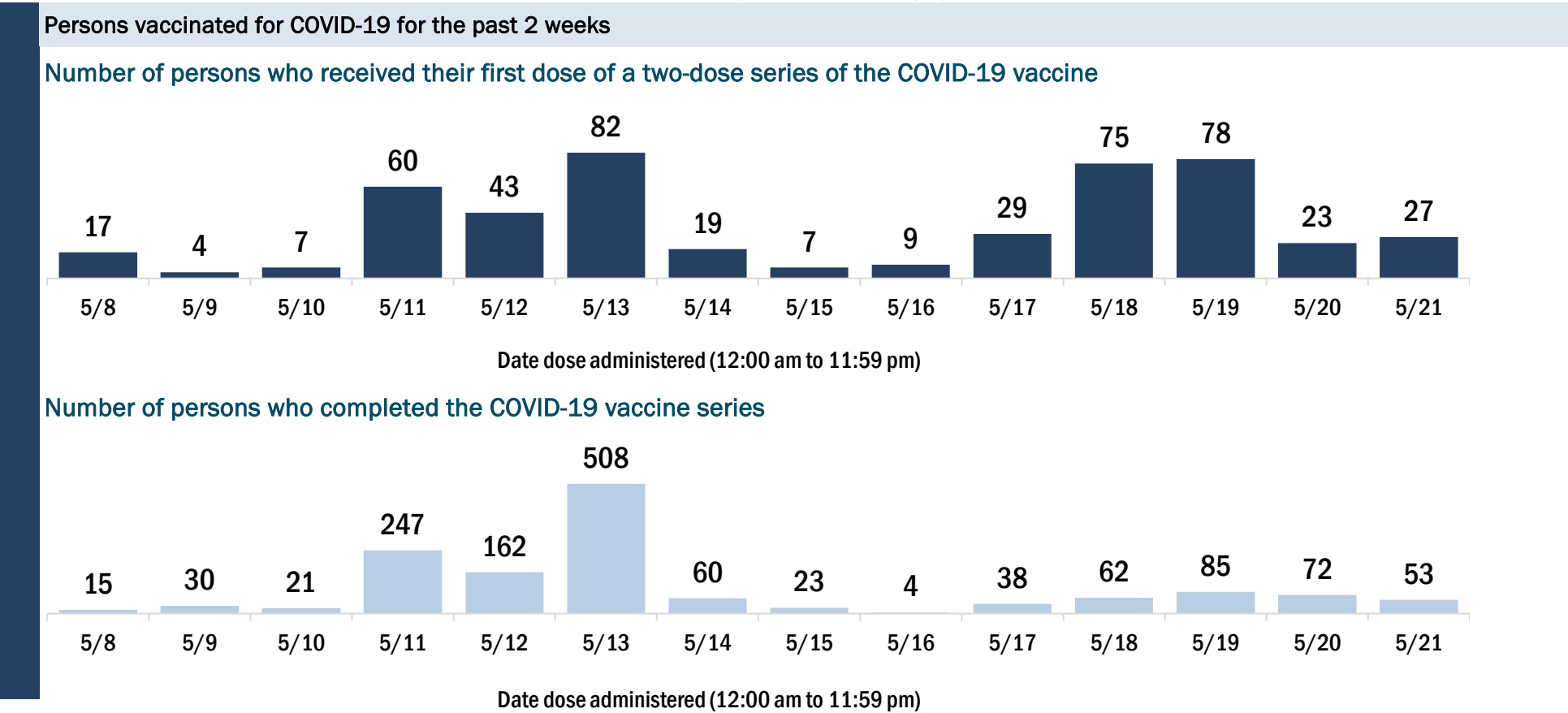
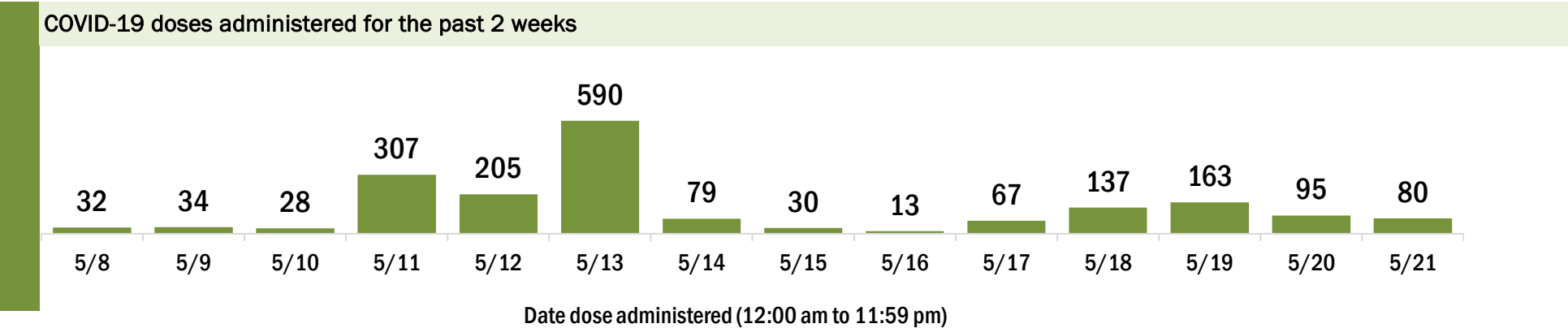
Data in this report are provisional and subject to change.

Data in this summary pertain to COVID-19 vaccines approved by the U.S. Food and Drug Administration and have been issued an Emergency Use Authorization (Janssen COVID-19 Vaccine, Moderna COVID-19 Vaccine and Pfizer-BioNTech COVID-19 Vaccine). These data summarize the number of people who have received either their first dose or have completed the series for a COVID-19 vaccine. **A person can only be counted in one category, first dose or series complete.** For persons receiving Moderna or Pfizer vaccines, once they receive their second dose, they are moved from the first dose column to the series completed column. **Because of this, the total first dose category may show a change from report to report not matching the total receiving their first dose from the previous day.** Persons receiving Johnson & Johnson vaccines will always be counted in the series completed column.

COVID-19 doses for vaccinated persons in Florida	
Doses administered	24,582
People receiving one dose of a 1-dose series (Johnson & Johnson) or receiving only one dose of a 2-dose series (Moderna, Pfizer) count once. Persons receiving both doses of a 2-dose series count twice.	

Current status of persons vaccinated for COVID-19 in Florida	
Total people vaccinated	13,894
First dose	2,216
Series completed	11,678
Completed 1-dose series	990
Completed 2-dose series	10,688
First dose: current number of people who have only received their first dose of the Moderna or Pfizer vaccine.	
Series complete: current number of people who have received both Moderna or Pfizer vaccine doses or one Johnson & Johnson dose and are considered fully immunized.	

Demographic summary	First dose	Series complete	Total people vaccinated
Age group	2,216	11,678	13,894
12-14 years	14	0	14
15-24 years	137	273	410
25-34 years	224	694	918
35-44 years	290	1,044	1,334
45-54 years	337	1,569	1,906
55-64 years	365	2,563	2,928
65-74 years	412	3,152	3,564
75-84 years	321	1,785	2,106
85+ years	116	598	714
Race	2,216	11,678	13,894
White	1,281	7,855	9,136
Black	540	2,704	3,244
American Indian/Alaskan	12	58	70
Other	116	509	625
Unknown	267	552	819
Other race includes Asian, native Hawaiian/Pacific Islander, or other.			
Ethnicity	2,216	11,678	13,894
Hispanic	84	325	409
Non-Hispanic	1,247	8,484	9,731
Unknown	885	2,869	3,754
Gender	2,216	11,678	13,894
Female	1,035	5,811	6,846
Male	1,180	5,867	7,047
Unknown	1	0	1



COVID-19: Jefferson County vaccine summary

Vaccination data through May 21, 2021 as of May 22, 2021 at 12:05 AM

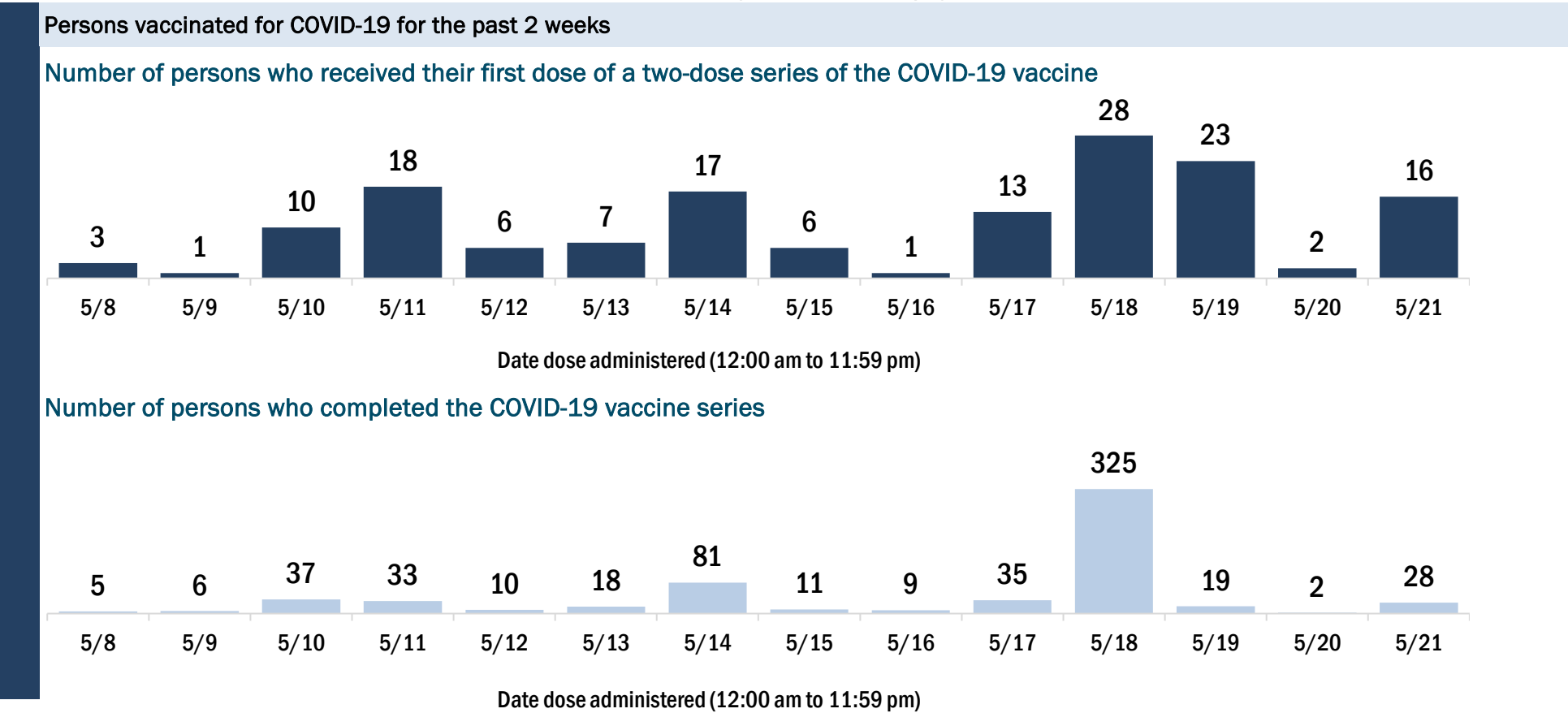
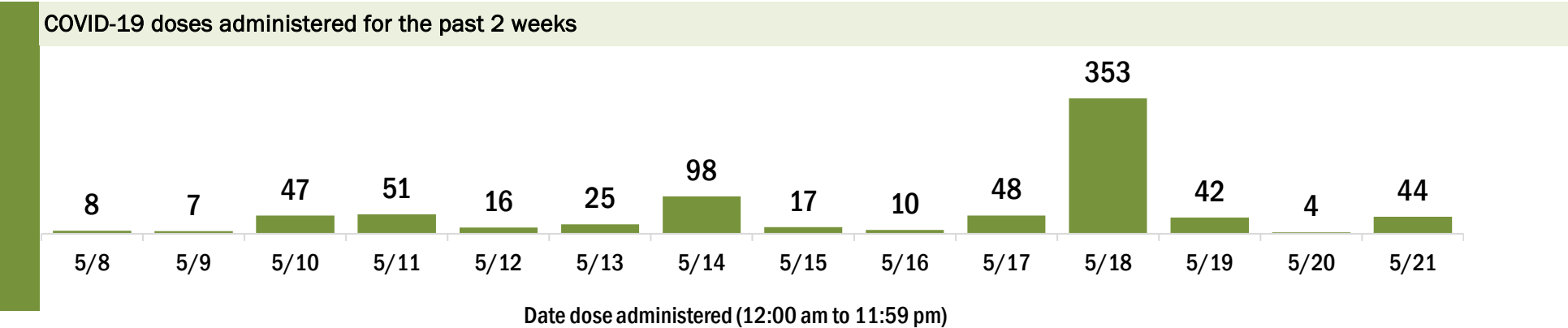
Data in this report are provisional and subject to change.

Data in this summary pertain to COVID-19 vaccines approved by the U.S. Food and Drug Administration and have been issued an Emergency Use Authorization (Janssen COVID-19 Vaccine, Moderna COVID-19 Vaccine and Pfizer-BioNTech COVID-19 Vaccine). These data summarize the number of people who have received either their first dose or have completed the series for a COVID-19 vaccine. **A person can only be counted in one category, first dose or series complete.** For persons receiving Moderna or Pfizer vaccines, once they receive their second dose, they are moved from the first dose column to the series completed column. **Because of this, the total first dose category may show a change from report to report not matching the total receiving their first dose from the previous day.** Persons receiving Johnson & Johnson vaccines will always be counted in the series completed column.

COVID-19 doses for vaccinated persons in Florida	
Doses administered	9,922
People receiving one dose of a 1-dose series (Johnson & Johnson) or receiving only one dose of a 2-dose series (Moderna, Pfizer) count once. Persons receiving both doses of a 2-dose series count twice.	

Current status of persons vaccinated for COVID-19 in Florida	
Total people vaccinated	5,458
First dose	650
Series completed	4,808
Completed 1-dose series	344
Completed 2-dose series	4,464
First dose: current number of people who have only received their first dose of the Moderna or Pfizer vaccine.	
Series complete: current number of people who have received both Moderna or Pfizer vaccine doses or one Johnson & Johnson dose and are considered fully immunized.	

Demographic summary	First dose	Series complete	Total people vaccinated
Age group	650	4,808	5,458
12-14 years	15	0	15
15-24 years	66	125	191
25-34 years	70	209	279
35-44 years	97	342	439
45-54 years	101	652	753
55-64 years	150	1,189	1,339
65-74 years	86	1,413	1,499
75-84 years	47	688	735
85+ years	18	190	208
Race	650	4,808	5,458
White	320	2,779	3,099
Black	209	1,156	1,365
American Indian/Alaskan	2	7	9
Other	61	583	644
Unknown	58	283	341
Other race includes Asian, native Hawaiian/Pacific Islander, or other.			
Ethnicity	650	4,808	5,458
Hispanic	15	115	130
Non-Hispanic	483	3,455	3,938
Unknown	152	1,238	1,390
Gender	650	4,808	5,458
Female	342	2,575	2,917
Male	308	2,233	2,541
Unknown	0	0	0



COVID-19: Lafayette County vaccine summary

Vaccination data through May 21, 2021 as of May 22, 2021 at 12:05 AM

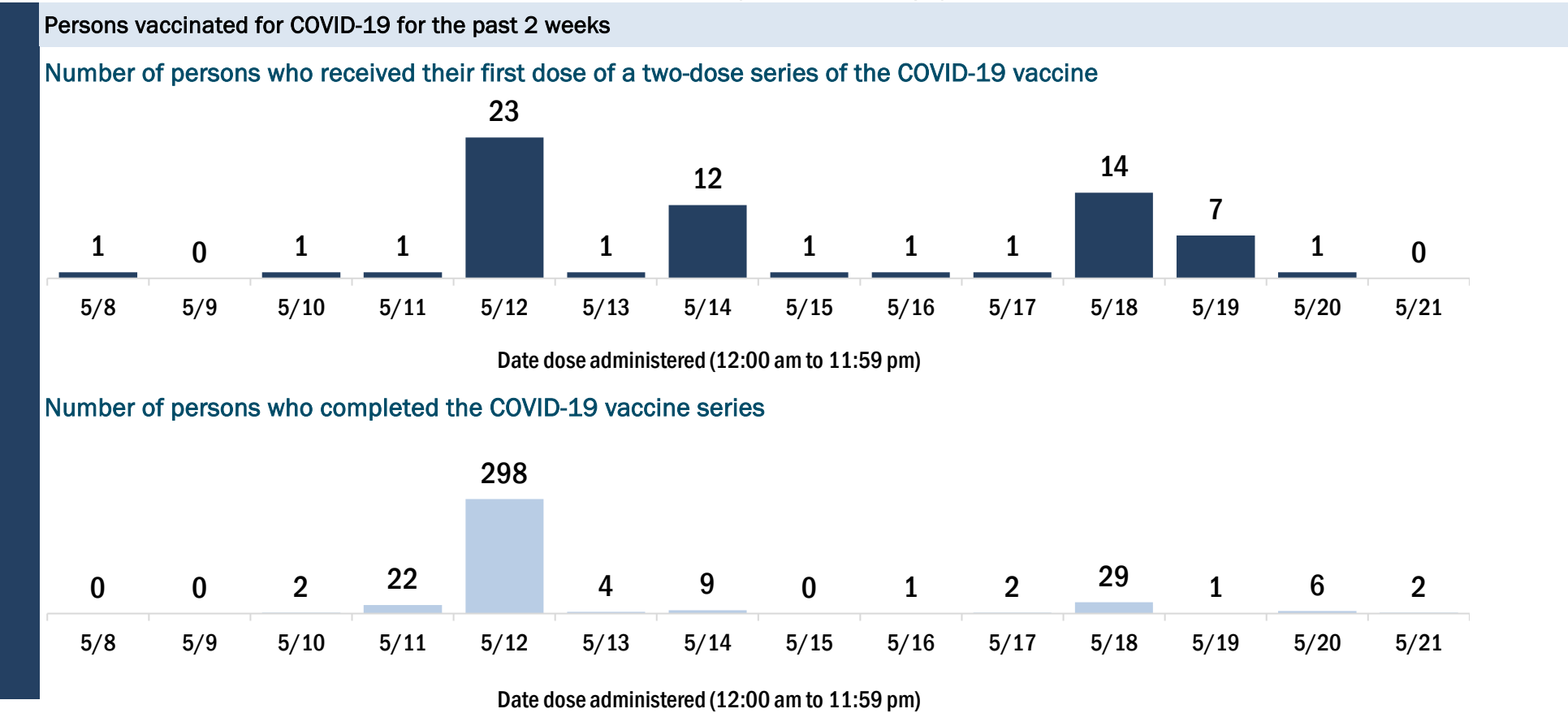
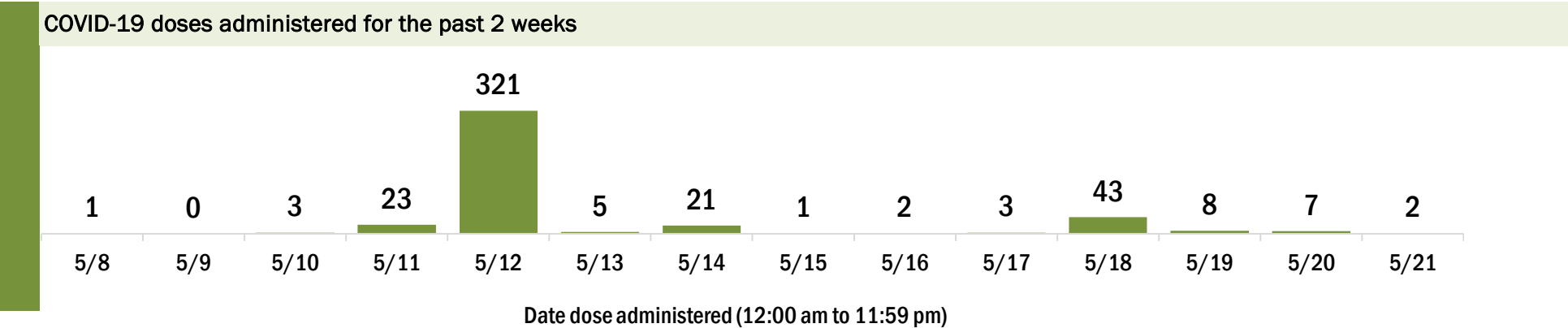
Data in this report are provisional and subject to change.

Data in this summary pertain to COVID-19 vaccines approved by the U.S. Food and Drug Administration and have been issued an Emergency Use Authorization (Janssen COVID-19 Vaccine, Moderna COVID-19 Vaccine and Pfizer-BioNTech COVID-19 Vaccine). These data summarize the number of people who have received either their first dose or have completed the series for a COVID-19 vaccine. **A person can only be counted in one category, first dose or series complete.** For persons receiving Moderna or Pfizer vaccines, once they receive their second dose, they are moved from the first dose column to the series completed column. **Because of this, the total first dose category may show a change from report to report not matching the total receiving their first dose from the previous day.** Persons receiving Johnson & Johnson vaccines will always be counted in the series completed column.

COVID-19 doses for vaccinated persons in Florida	
Doses administered	4,360
People receiving one dose of a 1-dose series (Johnson & Johnson) or receiving only one dose of a 2-dose series (Moderna, Pfizer) count once. Persons receiving both doses of a 2-dose series count twice.	

Current status of persons vaccinated for COVID-19 in Florida	
Total people vaccinated	2,420
First dose	378
Series completed	2,042
Completed 1-dose series	102
Completed 2-dose series	1,940
First dose: current number of people who have only received their first dose of the Moderna or Pfizer vaccine.	
Series complete: current number of people who have received both Moderna or Pfizer vaccine doses or one Johnson & Johnson dose and are considered fully immunized.	

Demographic summary	First dose	Series complete	Total people vaccinated
Age group	378	2,042	2,420
12-14 years	2	0	2
15-24 years	17	34	51
25-34 years	34	99	133
35-44 years	38	158	196
45-54 years	51	239	290
55-64 years	68	321	389
65-74 years	92	711	803
75-84 years	51	376	427
85+ years	25	104	129
Race	378	2,042	2,420
White	255	1,622	1,877
Black	31	178	209
American Indian/Alaskan	2	6	8
Other	29	119	148
Unknown	61	117	178
Other race includes Asian, native Hawaiian/Pacific Islander, or other.			
Ethnicity	378	2,042	2,420
Hispanic	27	106	133
Non-Hispanic	185	1,352	1,537
Unknown	166	584	750
Gender	378	2,042	2,420
Female	183	895	1,078
Male	194	1,147	1,341
Unknown	1	0	1



COVID-19: Lake County vaccine summary

Vaccination data through May 21, 2021 as of May 22, 2021 at 12:05 AM

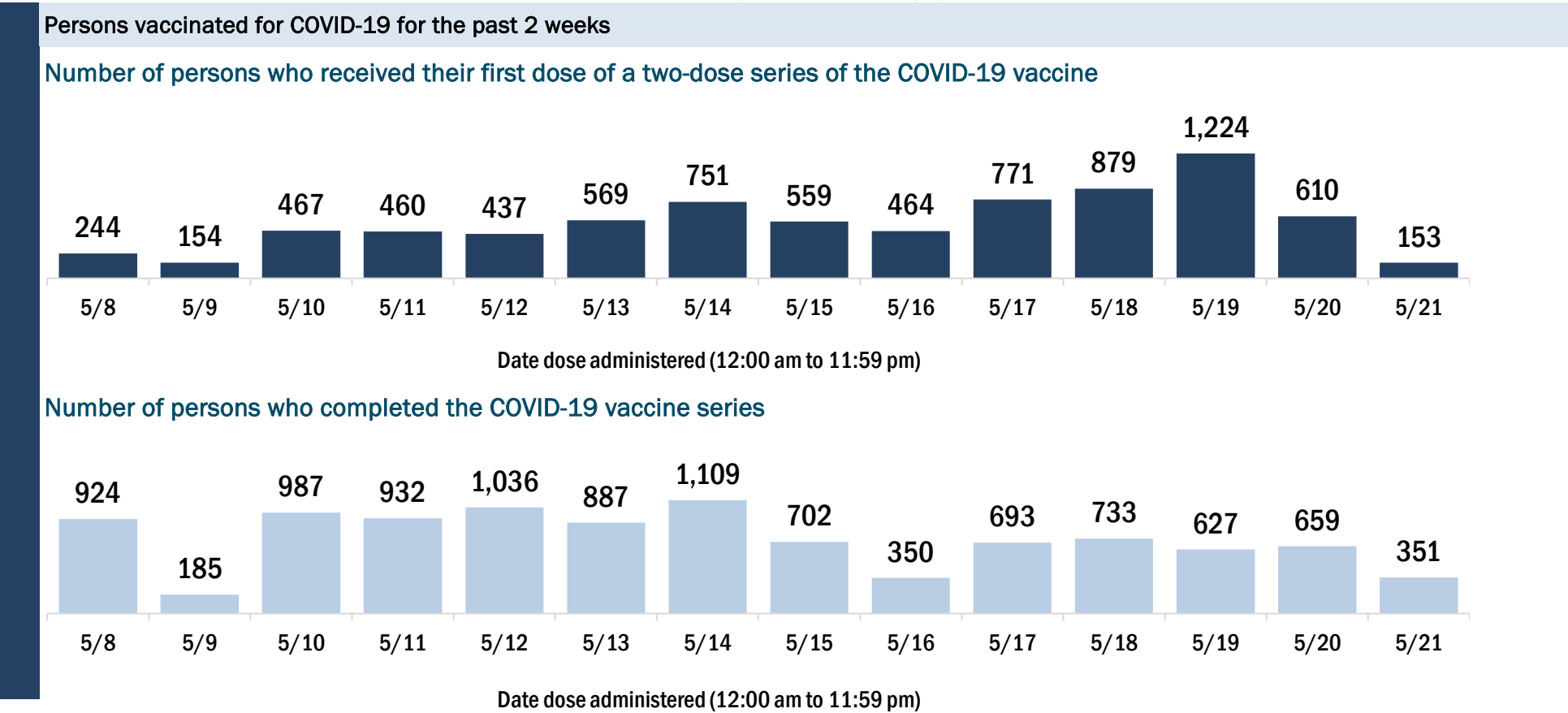
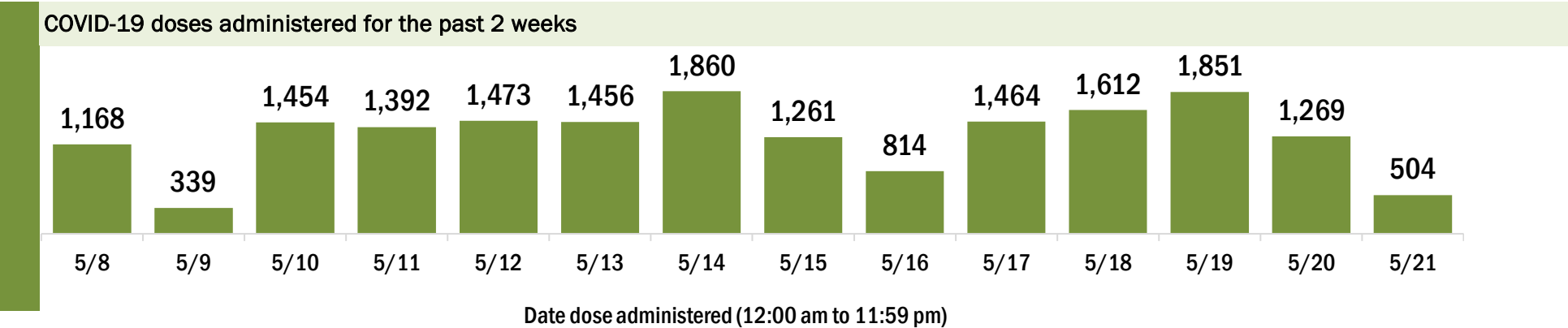
Data in this report are provisional and subject to change.

Data in this summary pertain to COVID-19 vaccines approved by the U.S. Food and Drug Administration and have been issued an Emergency Use Authorization (Janssen COVID-19 Vaccine, Moderna COVID-19 Vaccine and Pfizer-BioNTech COVID-19 Vaccine). These data summarize the number of people who have received either their first dose or have completed the series for a COVID-19 vaccine. **A person can only be counted in one category, first dose or series complete.** For persons receiving Moderna or Pfizer vaccines, once they receive their second dose, they are moved from the first dose column to the series completed column. **Because of this, the total first dose category may show a change from report to report not matching the total receiving their first dose from the previous day.** Persons receiving Johnson & Johnson vaccines will always be counted in the series completed column.

COVID-19 doses for vaccinated persons in Florida	
Doses administered	306,980
People receiving one dose of a 1-dose series (Johnson & Johnson) or receiving only one dose of a 2-dose series (Moderna, Pfizer) count once. Persons receiving both doses of a 2-dose series count twice.	

Current status of persons vaccinated for COVID-19 in Florida	
Total people vaccinated	172,013
First dose	28,739
Series completed	143,274
Completed 1-dose series	8,307
Completed 2-dose series	134,967
First dose: current number of people who have only received their first dose of the Moderna or Pfizer vaccine.	
Series complete: current number of people who have received both Moderna or Pfizer vaccine doses or one Johnson & Johnson dose and are considered fully immunized.	

Demographic summary	First dose	Series complete	Total people vaccinated
Age group	28,739	143,274	172,013
12-14 years	1,192	0	1,192
15-24 years	3,315	6,424	9,739
25-34 years	3,220	8,135	11,355
35-44 years	3,696	11,177	14,873
45-54 years	4,115	15,913	20,028
55-64 years	4,922	26,264	31,186
65-74 years	4,350	40,771	45,121
75-84 years	2,784	26,795	29,579
85+ years	1,145	7,795	8,940
Race	28,739	143,274	172,013
White	17,462	104,844	122,306
Black	2,123	7,931	10,054
American Indian/Alaskan	180	802	982
Other	3,606	13,229	16,835
Unknown	5,368	16,468	21,836
Other race includes Asian, native Hawaiian/Pacific Islander, or other.			
Ethnicity	28,739	143,274	172,013
Hispanic	4,107	12,412	16,519
Non-Hispanic	12,382	84,124	96,506
Unknown	12,250	46,738	58,988
Gender	28,739	143,274	172,013
Female	15,430	79,548	94,978
Male	13,264	63,612	76,876
Unknown	45	114	159



COVID-19: Lee County vaccine summary

Vaccination data through May 21, 2021 as of May 22, 2021 at 12:05 AM

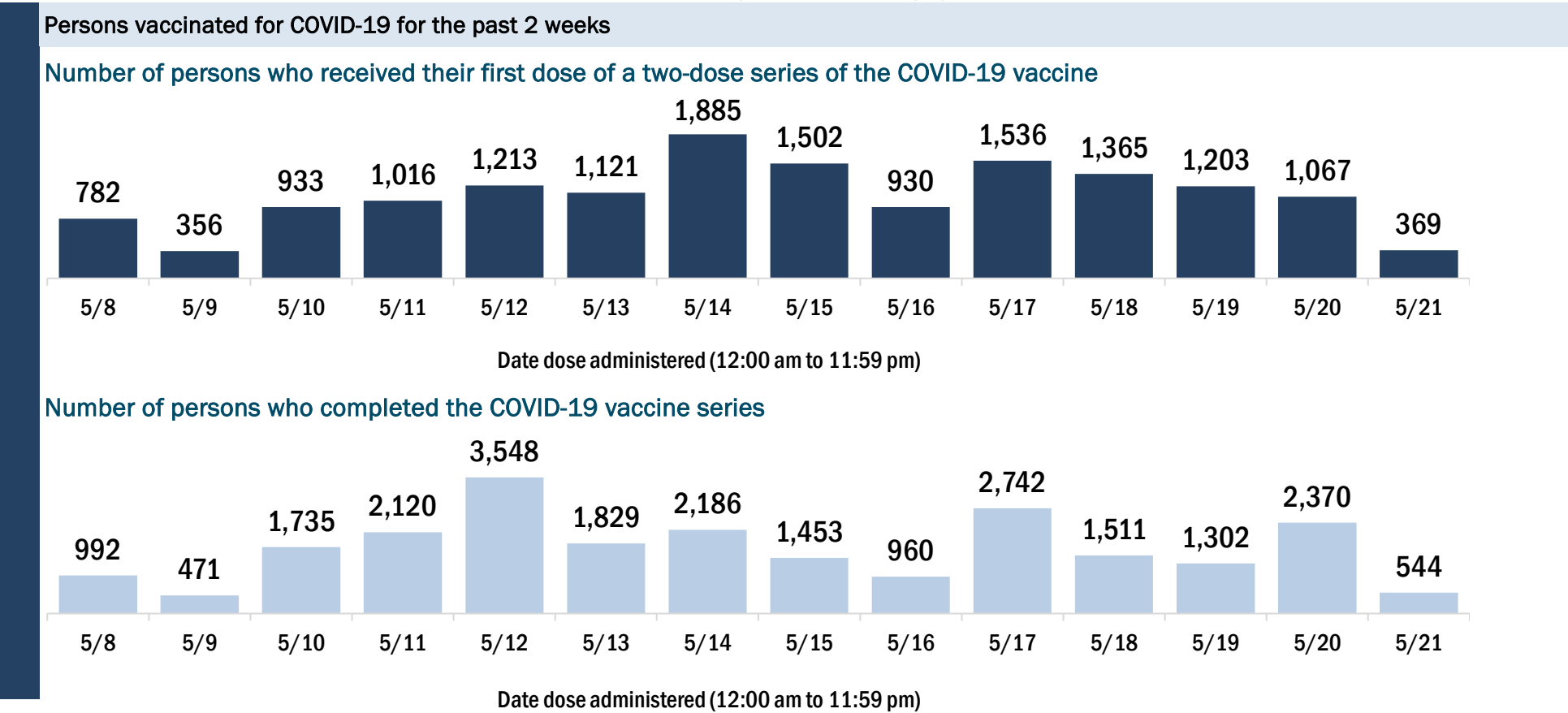
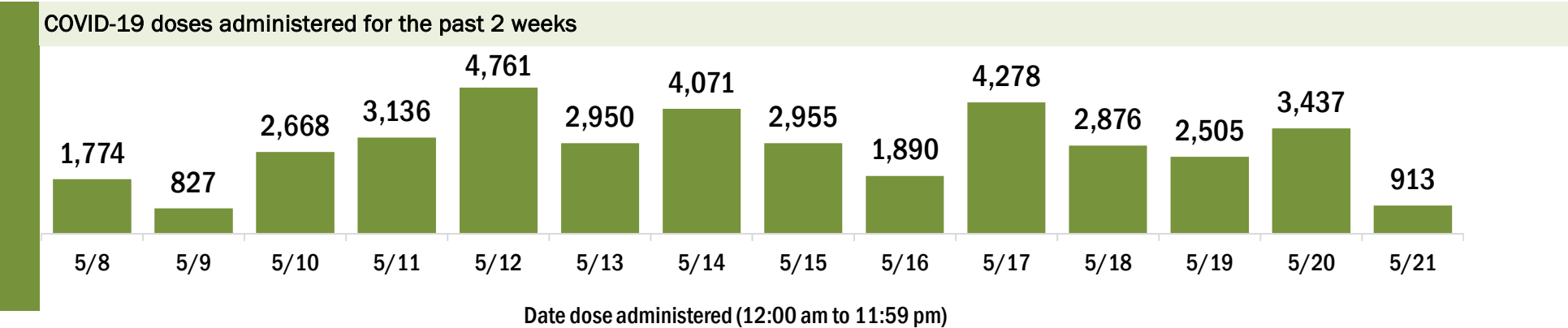
Data in this report are provisional and subject to change.

Data in this summary pertain to COVID-19 vaccines approved by the U.S. Food and Drug Administration and have been issued an Emergency Use Authorization (Janssen COVID-19 Vaccine, Moderna COVID-19 Vaccine and Pfizer-BioNTech COVID-19 Vaccine). These data summarize the number of people who have received either their first dose or have completed the series for a COVID-19 vaccine. **A person can only be counted in one category, first dose or series complete.** For persons receiving Moderna or Pfizer vaccines, once they receive their second dose, they are moved from the first dose column to the series completed column. **Because of this, the total first dose category may show a change from report to report not matching the total receiving their first dose from the previous day.** Persons receiving Johnson & Johnson vaccines will always be counted in the series completed column.

COVID-19 doses for vaccinated persons in Florida	
Doses administered	632,381
People receiving one dose of a 1-dose series (Johnson & Johnson) or receiving only one dose of a 2-dose series (Moderna, Pfizer) count once. Persons receiving both doses of a 2-dose series count twice.	

Current status of persons vaccinated for COVID-19 in Florida	
Total people vaccinated	357,301
First dose	64,522
Series completed	292,779
Completed 1-dose series	17,699
Completed 2-dose series	275,080
First dose: current number of people who have only received their first dose of the Moderna or Pfizer vaccine.	
Series complete: current number of people who have received both Moderna or Pfizer vaccine doses or one Johnson & Johnson dose and are considered fully immunized.	

Demographic summary	First dose	Series complete	Total people vaccinated
Age group	64,522	292,779	357,301
12-14 years	1,173	0	1,173
15-24 years	6,555	8,533	15,088
25-34 years	6,227	13,766	19,993
35-44 years	7,861	19,159	27,020
45-54 years	9,154	28,859	38,013
55-64 years	12,023	56,155	68,178
65-74 years	11,696	95,065	106,761
75-84 years	7,246	56,284	63,530
85+ years	2,587	14,958	17,545
Race	64,522	292,779	357,301
White	41,887	209,150	251,037
Black	3,086	7,870	10,956
American Indian/Alaskan	270	1,026	1,296
Other	6,863	20,840	27,703
Unknown	12,416	53,893	66,309
Other race includes Asian, native Hawaiian/Pacific Islander, or other.			
Ethnicity	64,522	292,779	357,301
Hispanic	12,280	26,801	39,081
Non-Hispanic	28,740	165,554	194,294
Unknown	23,502	100,424	123,926
Gender	64,522	292,779	357,301
Female	34,135	160,866	195,001
Male	30,221	131,457	161,678
Unknown	166	456	622



COVID-19: Leon County vaccine summary

Vaccination data through May 21, 2021 as of May 22, 2021 at 12:05 AM

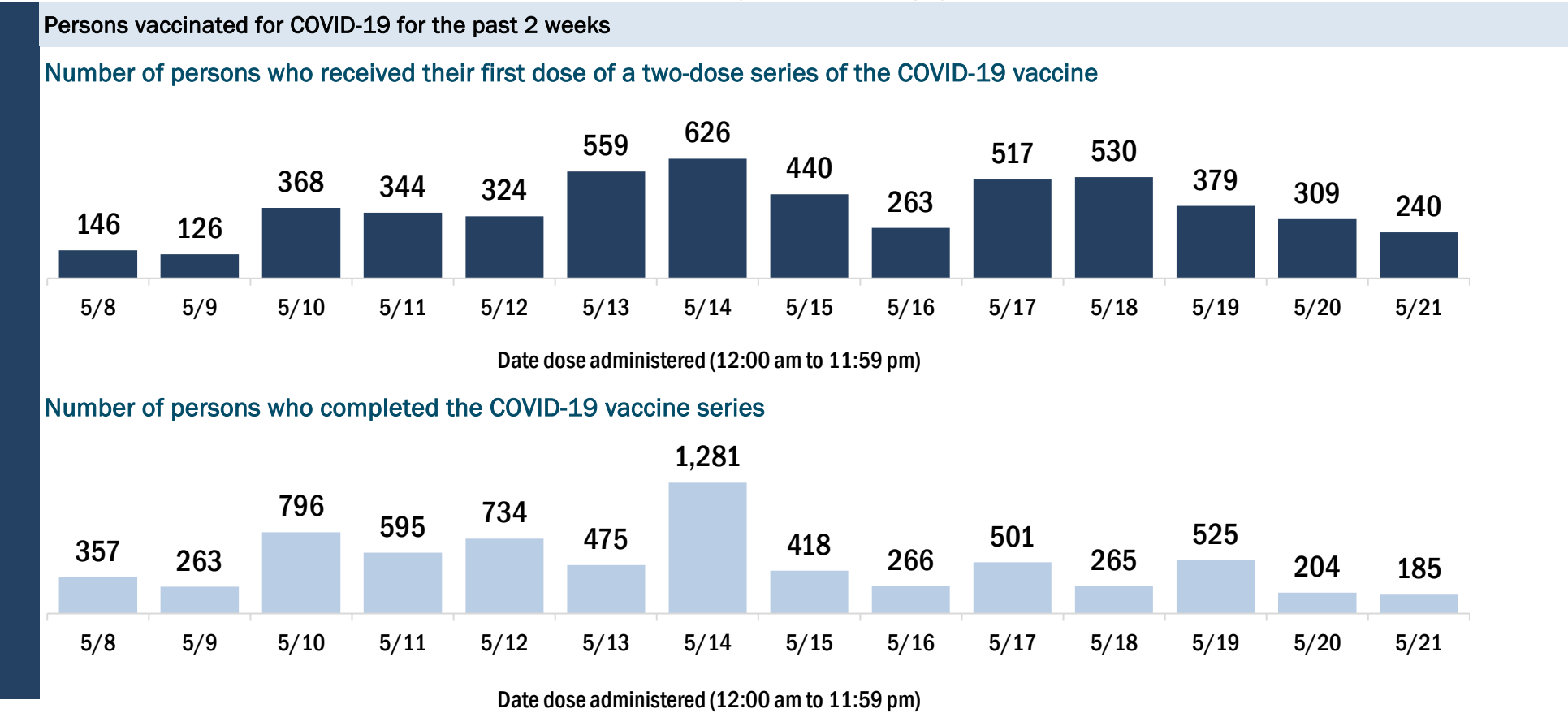
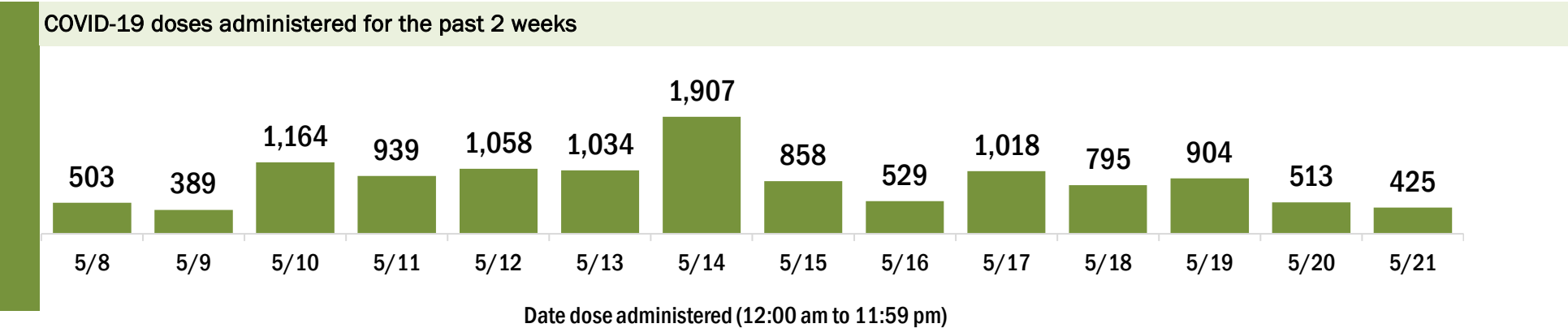
Data in this report are provisional and subject to change.

Data in this summary pertain to COVID-19 vaccines approved by the U.S. Food and Drug Administration and have been issued an Emergency Use Authorization (Janssen COVID-19 Vaccine, Moderna COVID-19 Vaccine and Pfizer-BioNTech COVID-19 Vaccine). These data summarize the number of people who have received either their first dose or have completed the series for a COVID-19 vaccine. **A person can only be counted in one category, first dose or series complete.** For persons receiving Moderna or Pfizer vaccines, once they receive their second dose, they are moved from the first dose column to the series completed column. **Because of this, the total first dose category may show a change from report to report not matching the total receiving their first dose from the previous day.** Persons receiving Johnson & Johnson vaccines will always be counted in the series completed column.

COVID-19 doses for vaccinated persons in Florida	
Doses administered	218,670
People receiving one dose of a 1-dose series (Johnson & Johnson) or receiving only one dose of a 2-dose series (Moderna, Pfizer) count once. Persons receiving both doses of a 2-dose series count twice.	

Current status of persons vaccinated for COVID-19 in Florida	
Total people vaccinated	121,988
First dose	20,057
Series completed	101,931
Completed 1-dose series	5,249
Completed 2-dose series	96,682
First dose: current number of people who have only received their first dose of the Moderna or Pfizer vaccine.	
Series complete: current number of people who have received both Moderna or Pfizer vaccine doses or one Johnson & Johnson dose and are considered fully immunized.	

Demographic summary	First dose	Series complete	Total people vaccinated
Age group	20,057	101,931	121,988
12-14 years	792	0	792
15-24 years	4,270	10,796	15,066
25-34 years	3,297	12,386	15,683
35-44 years	3,022	12,928	15,950
45-54 years	2,625	14,475	17,100
55-64 years	2,423	19,237	21,660
65-74 years	2,033	19,984	22,017
75-84 years	1,015	9,017	10,032
85+ years	580	3,108	3,688
Race	20,057	101,931	121,988
White	10,618	59,595	70,213
Black	3,793	14,547	18,340
American Indian/Alaskan	69	319	388
Other	2,557	17,769	20,326
Unknown	3,020	9,701	12,721
Other race includes Asian, native Hawaiian/Pacific Islander, or other.			
Ethnicity	20,057	101,931	121,988
Hispanic	1,452	5,097	6,549
Non-Hispanic	12,408	73,883	86,291
Unknown	6,197	22,951	29,148
Gender	20,057	101,931	121,988
Female	10,899	57,809	68,708
Male	9,111	44,078	53,189
Unknown	47	44	91



COVID-19: Levy County vaccine summary

Vaccination data through May 21, 2021 as of May 22, 2021 at 12:05 AM

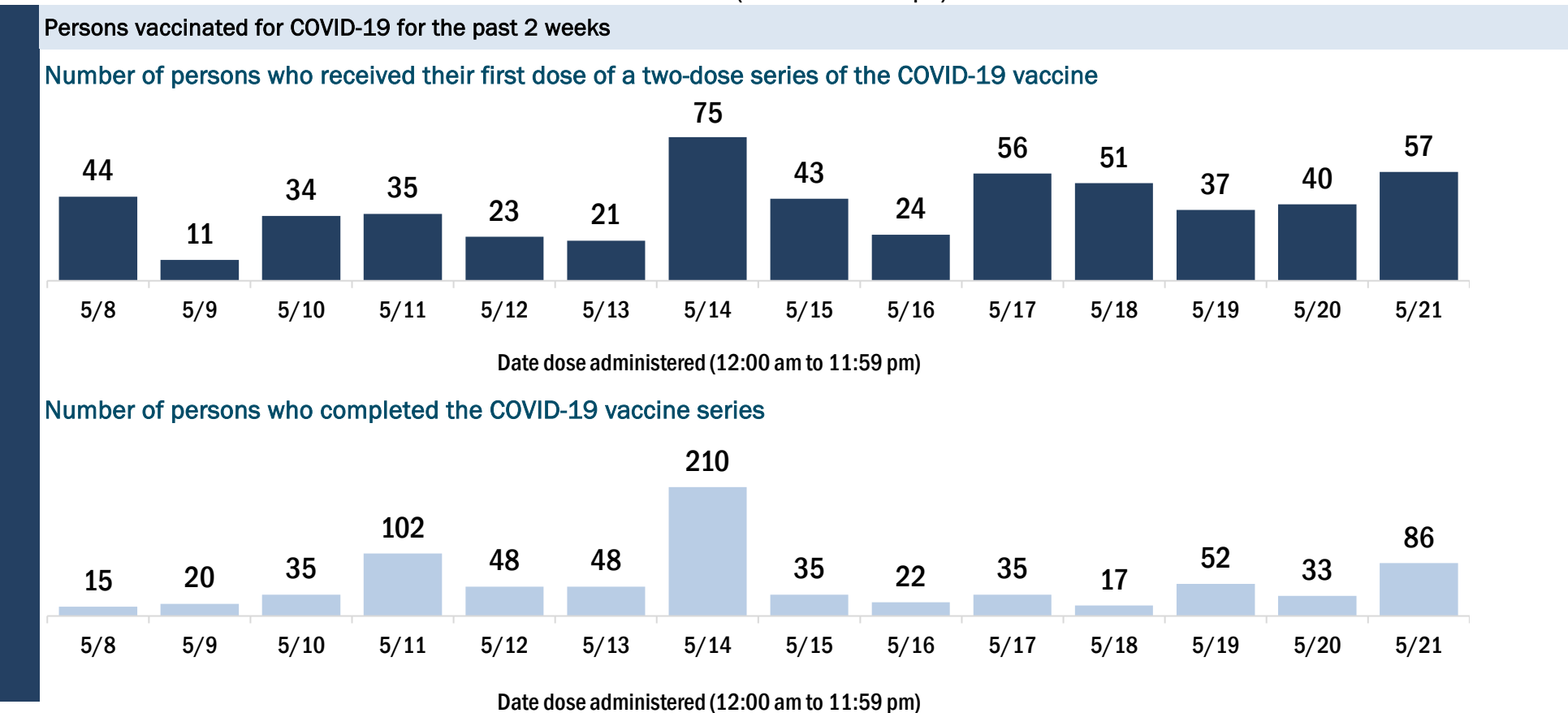
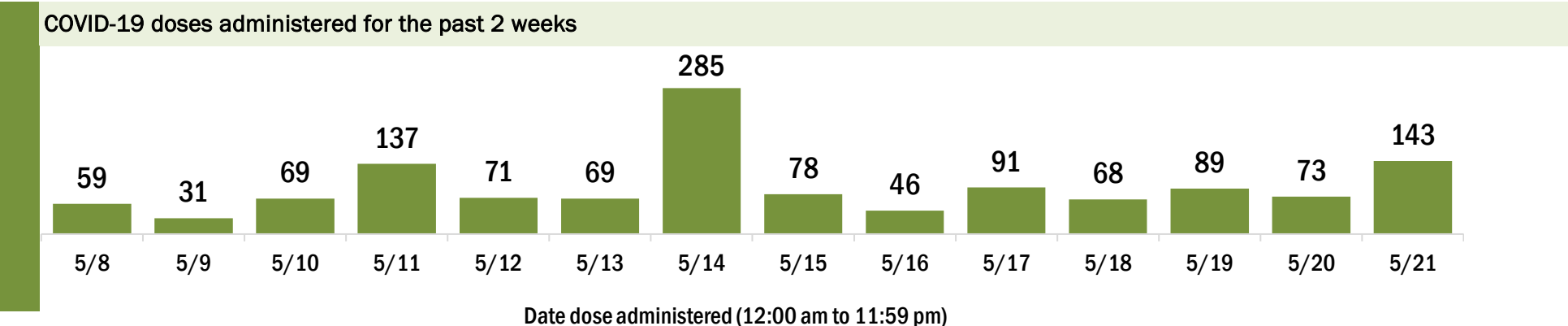
Data in this report are provisional and subject to change.

Data in this summary pertain to COVID-19 vaccines approved by the U.S. Food and Drug Administration and have been issued an Emergency Use Authorization (Janssen COVID-19 Vaccine, Moderna COVID-19 Vaccine and Pfizer-BioNTech COVID-19 Vaccine). These data summarize the number of people who have received either their first dose or have completed the series for a COVID-19 vaccine. **A person can only be counted in one category, first dose or series complete.** For persons receiving Moderna or Pfizer vaccines, once they receive their second dose, they are moved from the first dose column to the series completed column. **Because of this, the total first dose category may show a change from report to report not matching the total receiving their first dose from the previous day.** Persons receiving Johnson & Johnson vaccines will always be counted in the series completed column.

COVID-19 doses for vaccinated persons in Florida	
Doses administered	22,578
People receiving one dose of a 1-dose series (Johnson & Johnson) or receiving only one dose of a 2-dose series (Moderna, Pfizer) count once. Persons receiving both doses of a 2-dose series count twice.	

Current status of persons vaccinated for COVID-19 in Florida	
Total people vaccinated	12,999
First dose	1,997
Series completed	11,002
Completed 1-dose series	1,423
Completed 2-dose series	9,579
First dose: current number of people who have only received their first dose of the Moderna or Pfizer vaccine.	
Series complete: current number of people who have received both Moderna or Pfizer vaccine doses or one Johnson & Johnson dose and are considered fully immunized.	

Demographic summary	First dose	Series complete	Total people vaccinated
Age group	1,997	11,002	12,999
12-14 years	30	0	30
15-24 years	151	264	415
25-34 years	200	428	628
35-44 years	218	590	808
45-54 years	266	1,040	1,306
55-64 years	491	2,425	2,916
65-74 years	403	3,772	4,175
75-84 years	189	1,997	2,186
85+ years	49	486	535
Race	1,997	11,002	12,999
White	1,387	8,713	10,100
Black	191	714	905
American Indian/Alaskan	10	57	67
Other	181	623	804
Unknown	228	895	1,123
Other race includes Asian, native Hawaiian/Pacific Islander, or other.			
Ethnicity	1,997	11,002	12,999
Hispanic	193	563	756
Non-Hispanic	1,239	7,997	9,236
Unknown	565	2,442	3,007
Gender	1,997	11,002	12,999
Female	1,107	6,190	7,297
Male	888	4,811	5,699
Unknown	2	1	3



COVID-19: Liberty County vaccine summary

Vaccination data through May 21, 2021 as of May 22, 2021 at 12:05 AM

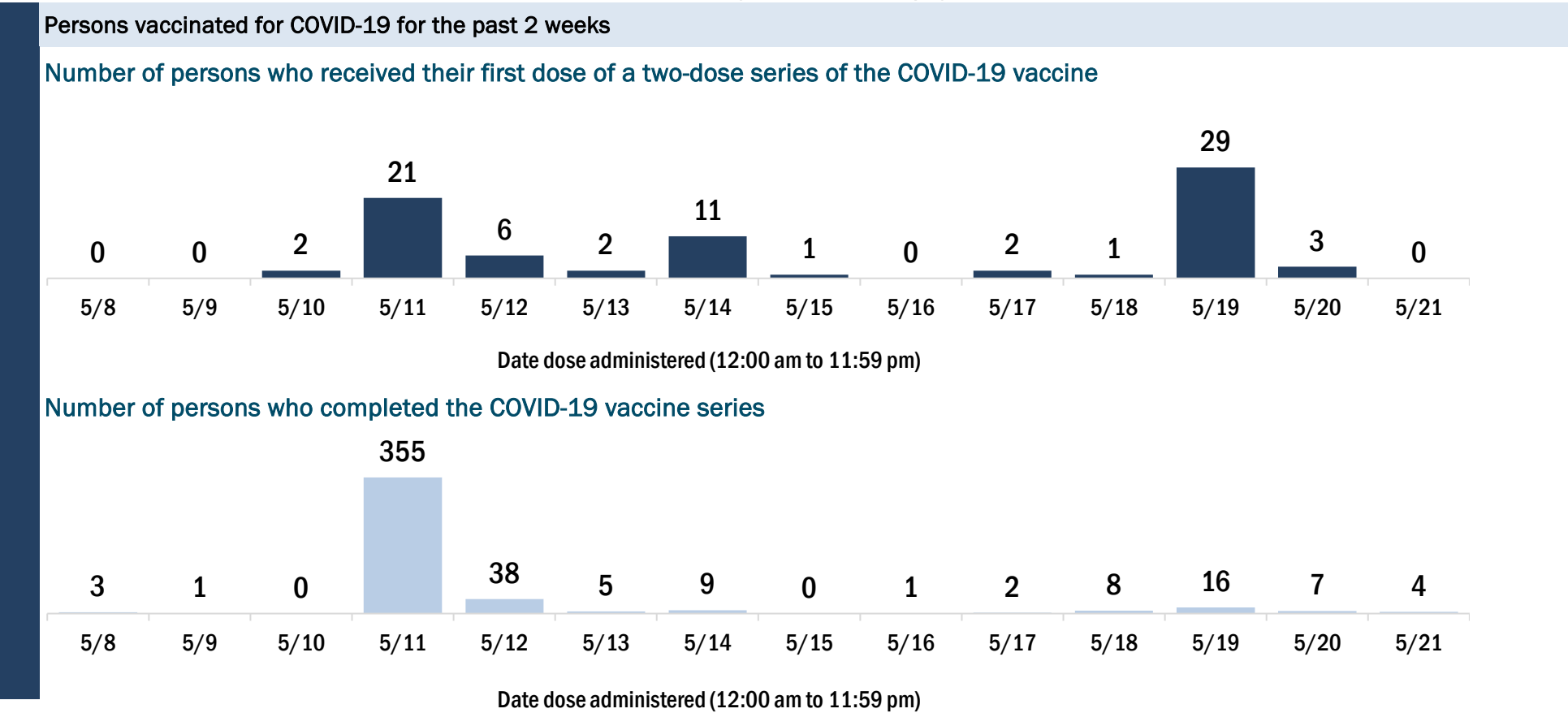
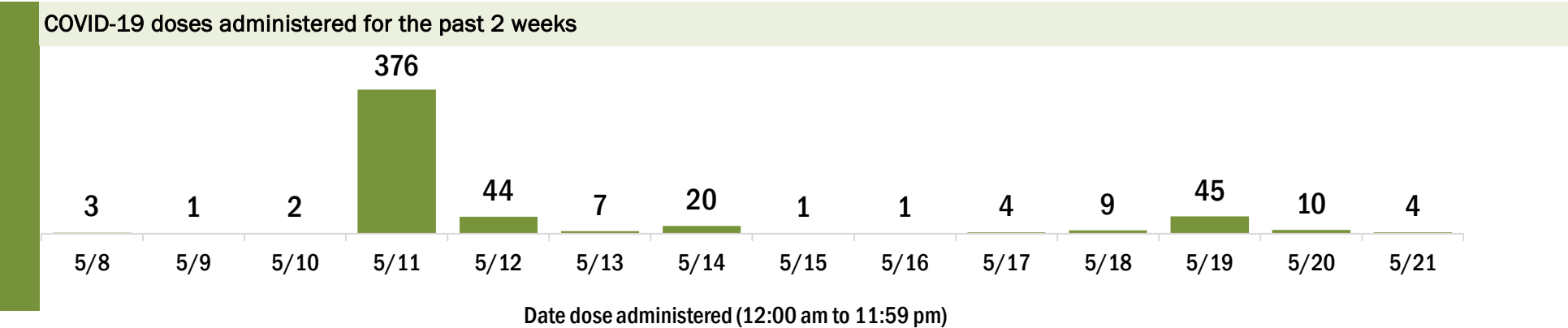
Data in this report are provisional and subject to change.

Data in this summary pertain to COVID-19 vaccines approved by the U.S. Food and Drug Administration and have been issued an Emergency Use Authorization (Janssen COVID-19 Vaccine, Moderna COVID-19 Vaccine and Pfizer-BioNTech COVID-19 Vaccine). These data summarize the number of people who have received either their first dose or have completed the series for a COVID-19 vaccine. **A person can only be counted in one category, first dose or series complete.** For persons receiving Moderna or Pfizer vaccines, once they receive their second dose, they are moved from the first dose column to the series completed column. **Because of this, the total first dose category may show a change from report to report not matching the total receiving their first dose from the previous day.** Persons receiving Johnson & Johnson vaccines will always be counted in the series completed column.

COVID-19 doses for vaccinated persons in Florida	
Doses administered	3,808
People receiving one dose of a 1-dose series (Johnson & Johnson) or receiving only one dose of a 2-dose series (Moderna, Pfizer) count once. Persons receiving both doses of a 2-dose series count twice.	

Current status of persons vaccinated for COVID-19 in Florida	
Total people vaccinated	2,124
First dose	337
Series completed	1,787
Completed 1-dose series	103
Completed 2-dose series	1,684
First dose: current number of people who have only received their first dose of the Moderna or Pfizer vaccine.	
Series complete: current number of people who have received both Moderna or Pfizer vaccine doses or one Johnson & Johnson dose and are considered fully immunized.	

Demographic summary	First dose	Series complete	Total people vaccinated
Age group	337	1,787	2,124
12-14 years	0	0	0
15-24 years	19	44	63
25-34 years	50	104	154
35-44 years	64	204	268
45-54 years	67	253	320
55-64 years	71	435	506
65-74 years	43	454	497
75-84 years	19	234	253
85+ years	4	59	63
Race	337	1,787	2,124
White	156	1,083	1,239
Black	41	180	221
American Indian/Alaskan	2	11	13
Other	21	127	148
Unknown	117	386	503
Other race includes Asian, native Hawaiian/Pacific Islander, or other.			
Ethnicity	337	1,787	2,124
Hispanic	12	24	36
Non-Hispanic	111	789	900
Unknown	214	974	1,188
Gender	337	1,787	2,124
Female	113	765	878
Male	224	1,022	1,246
Unknown	0	0	0



COVID-19: Madison County vaccine summary

Vaccination data through May 21, 2021 as of May 22, 2021 at 12:05 AM

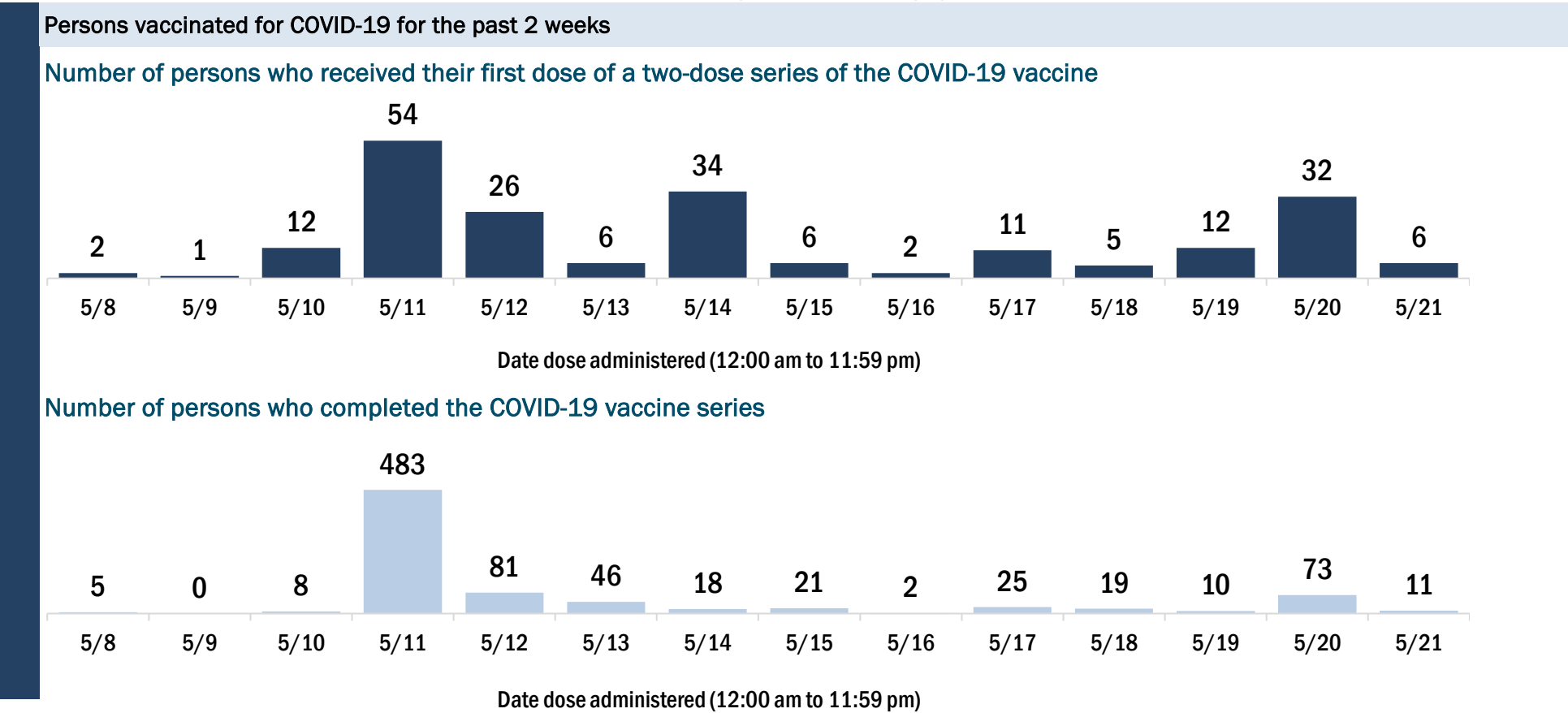
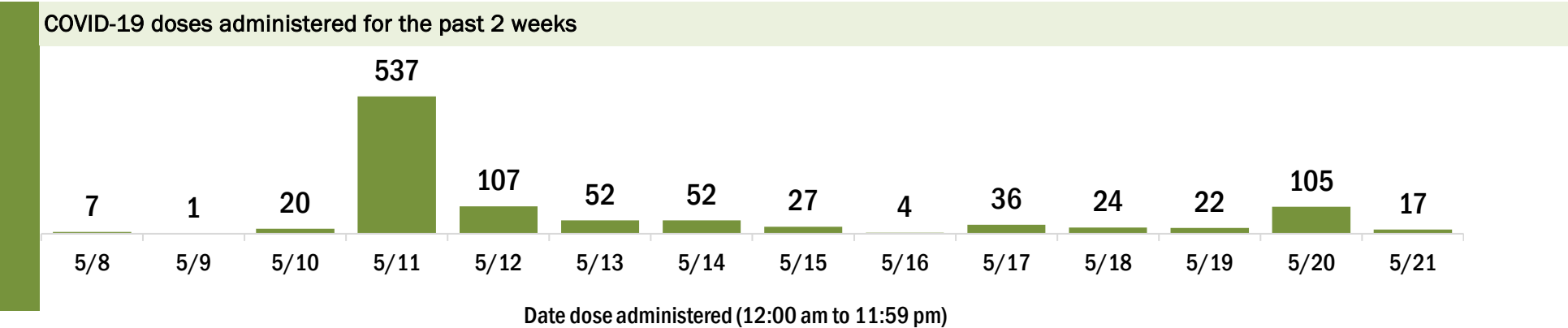
Data in this report are provisional and subject to change.

Data in this summary pertain to COVID-19 vaccines approved by the U.S. Food and Drug Administration and have been issued an Emergency Use Authorization (Janssen COVID-19 Vaccine, Moderna COVID-19 Vaccine and Pfizer-BioNTech COVID-19 Vaccine). These data summarize the number of people who have received either their first dose or have completed the series for a COVID-19 vaccine. **A person can only be counted in one category, first dose or series complete.** For persons receiving Moderna or Pfizer vaccines, once they receive their second dose, they are moved from the first dose column to the series completed column. **Because of this, the total first dose category may show a change from report to report not matching the total receiving their first dose from the previous day.** Persons receiving Johnson & Johnson vaccines will always be counted in the series completed column.

COVID-19 doses for vaccinated persons in Florida	
Doses administered	10,183
People receiving one dose of a 1-dose series (Johnson & Johnson) or receiving only one dose of a 2-dose series (Moderna, Pfizer) count once. Persons receiving both doses of a 2-dose series count twice.	

Current status of persons vaccinated for COVID-19 in Florida	
Total people vaccinated	5,804
First dose	956
Series completed	4,848
Completed 1-dose series	469
Completed 2-dose series	4,379
First dose: current number of people who have only received their first dose of the Moderna or Pfizer vaccine.	
Series complete: current number of people who have received both Moderna or Pfizer vaccine doses or one Johnson & Johnson dose and are considered fully immunized.	

Demographic summary	First dose	Series complete	Total people vaccinated
Age group	956	4,848	5,804
12-14 years	4	0	4
15-24 years	62	105	167
25-34 years	106	221	327
35-44 years	124	423	547
45-54 years	174	638	812
55-64 years	275	1,024	1,299
65-74 years	124	1,464	1,588
75-84 years	62	768	830
85+ years	25	205	230
Race	956	4,848	5,804
White	452	2,669	3,121
Black	343	1,543	1,886
American Indian/Alaskan	0	8	8
Other	73	387	460
Unknown	88	241	329
Other race includes Asian, native Hawaiian/Pacific Islander, or other.			
Ethnicity	956	4,848	5,804
Hispanic	53	228	281
Non-Hispanic	700	2,911	3,611
Unknown	203	1,709	1,912
Gender	956	4,848	5,804
Female	461	2,390	2,851
Male	495	2,458	2,953
Unknown	0	0	0



COVID-19: Manatee County vaccine summary

Vaccination data through May 21, 2021 as of May 22, 2021 at 12:05 AM

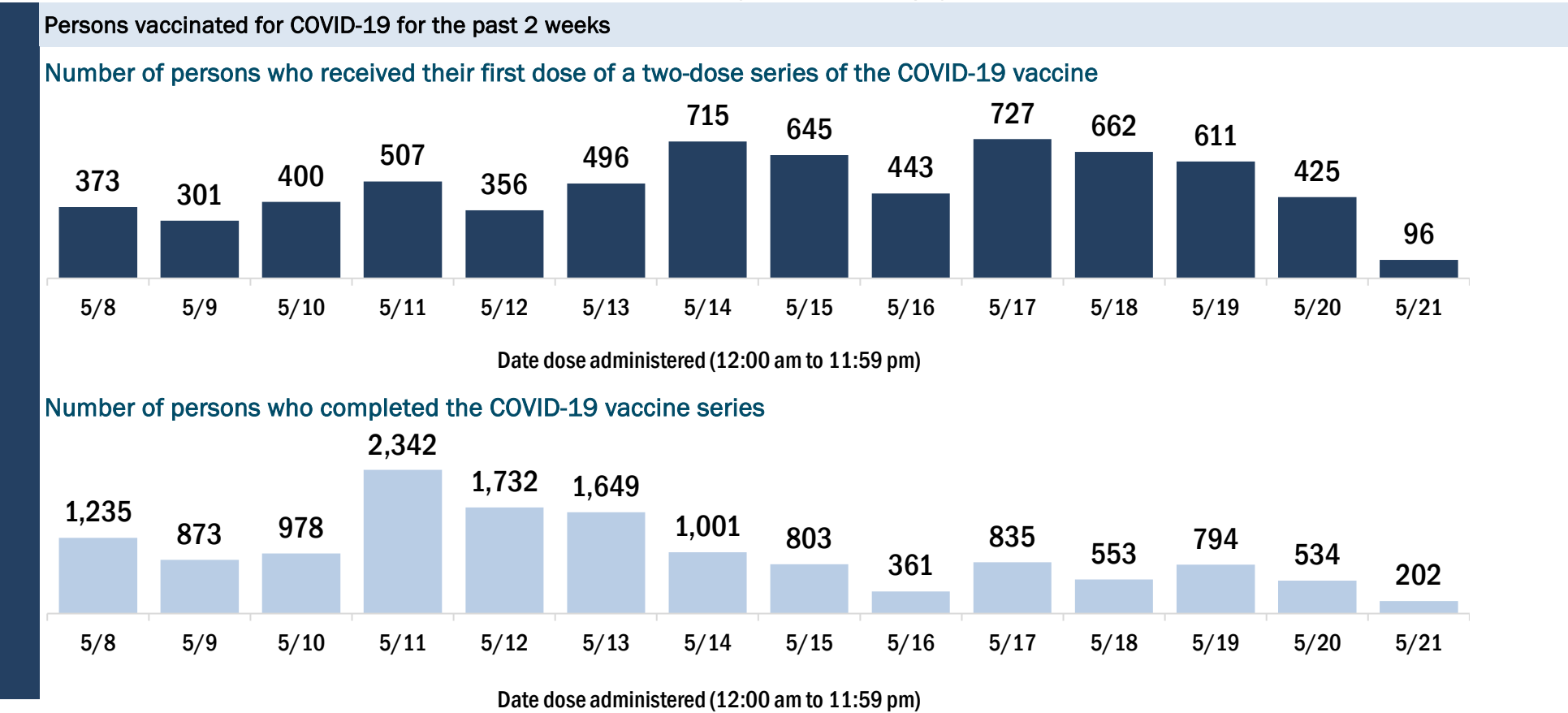
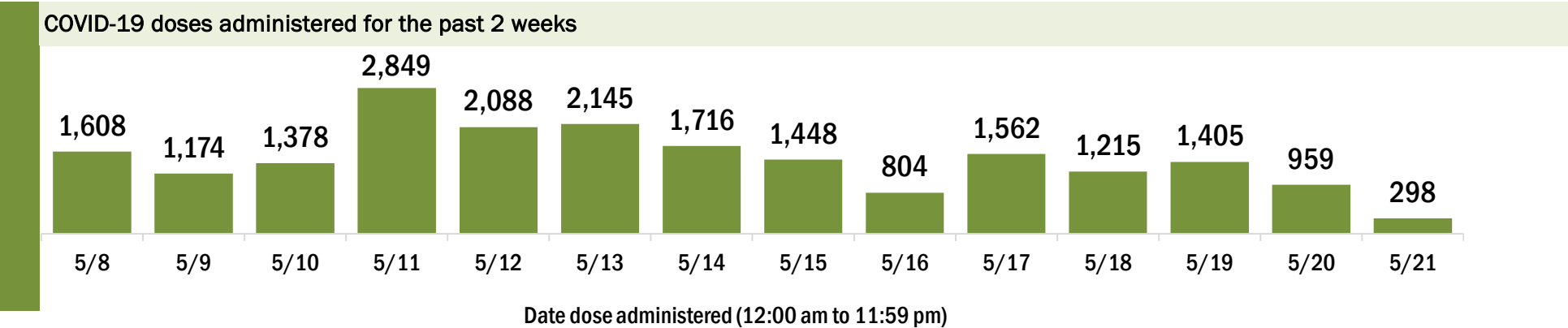
Data in this report are provisional and subject to change.

Data in this summary pertain to COVID-19 vaccines approved by the U.S. Food and Drug Administration and have been issued an Emergency Use Authorization (Janssen COVID-19 Vaccine, Moderna COVID-19 Vaccine and Pfizer-BioNTech COVID-19 Vaccine). These data summarize the number of people who have received either their first dose or have completed the series for a COVID-19 vaccine. **A person can only be counted in one category, first dose or series complete.** For persons receiving Moderna or Pfizer vaccines, once they receive their second dose, they are moved from the first dose column to the series completed column. **Because of this, the total first dose category may show a change from report to report not matching the total receiving their first dose from the previous day.** Persons receiving Johnson & Johnson vaccines will always be counted in the series completed column.

COVID-19 doses for vaccinated persons in Florida	
Doses administered	325,584
People receiving one dose of a 1-dose series (Johnson & Johnson) or receiving only one dose of a 2-dose series (Moderna, Pfizer) count once. Persons receiving both doses of a 2-dose series count twice.	

Current status of persons vaccinated for COVID-19 in Florida	
Total people vaccinated	184,025
First dose	34,227
Series completed	149,798
Completed 1-dose series	8,239
Completed 2-dose series	141,559
First dose: current number of people who have only received their first dose of the Moderna or Pfizer vaccine.	
Series complete: current number of people who have received both Moderna or Pfizer vaccine doses or one Johnson & Johnson dose and are considered fully immunized.	

Demographic summary	First dose	Series complete	Total people vaccinated
Age group	34,227	149,798	184,025
12-14 years	627	0	627
15-24 years	3,152	5,374	8,526
25-34 years	3,093	8,003	11,096
35-44 years	3,690	11,123	14,813
45-54 years	4,681	16,912	21,593
55-64 years	6,107	30,225	36,332
65-74 years	6,886	45,089	51,975
75-84 years	4,329	25,395	29,724
85+ years	1,662	7,677	9,339
Race	34,227	149,798	184,025
White	23,435	113,709	137,144
Black	1,497	4,981	6,478
American Indian/Alaskan	153	612	765
Other	3,162	12,156	15,318
Unknown	5,980	18,340	24,320
Other race includes Asian, native Hawaiian/Pacific Islander, or other.			
Ethnicity	34,227	149,798	184,025
Hispanic	3,861	9,922	13,783
Non-Hispanic	17,717	90,583	108,300
Unknown	12,649	49,293	61,942
Gender	34,227	149,798	184,025
Female	18,293	82,568	100,861
Male	15,825	67,152	82,977
Unknown	109	78	187



COVID-19: Marion County vaccine summary

Vaccination data through May 21, 2021 as of May 22, 2021 at 12:05 AM

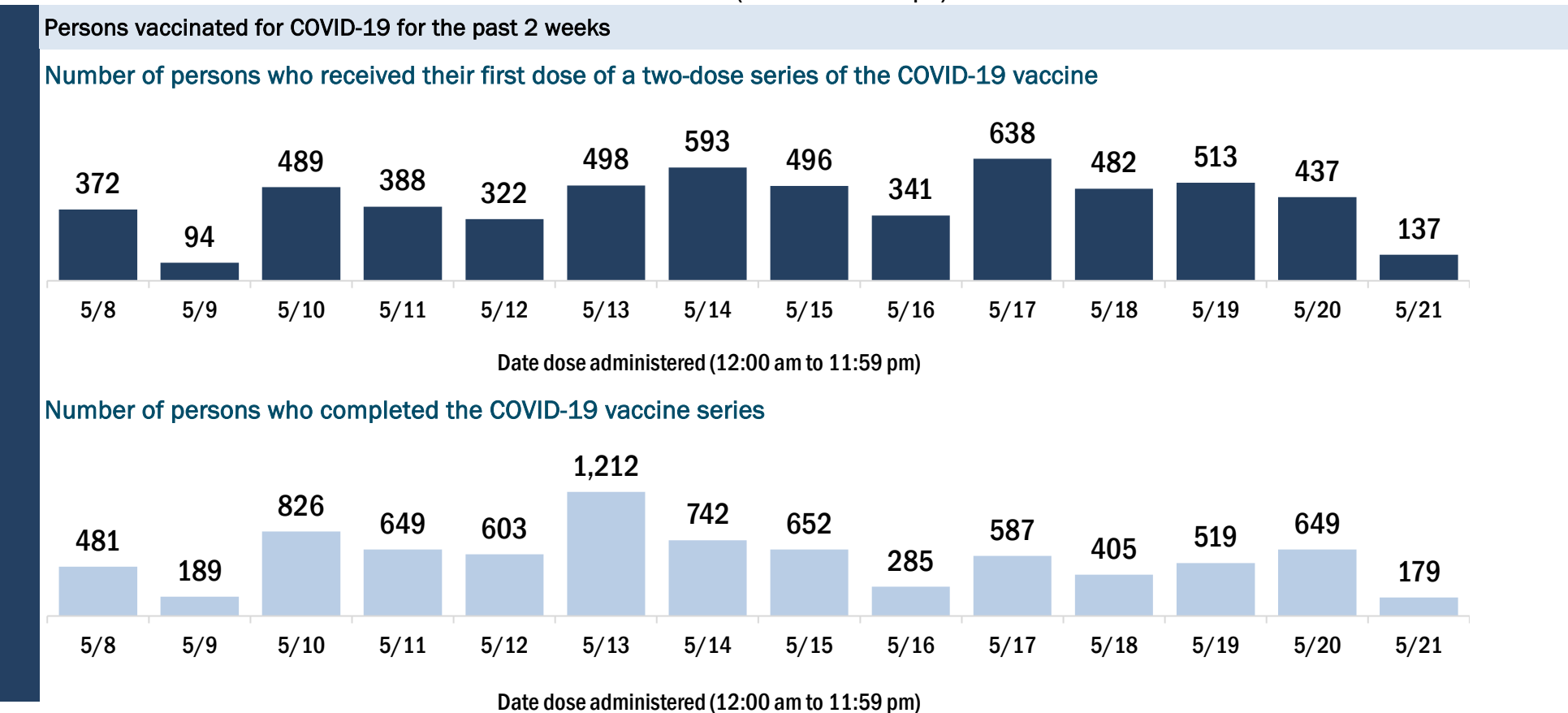
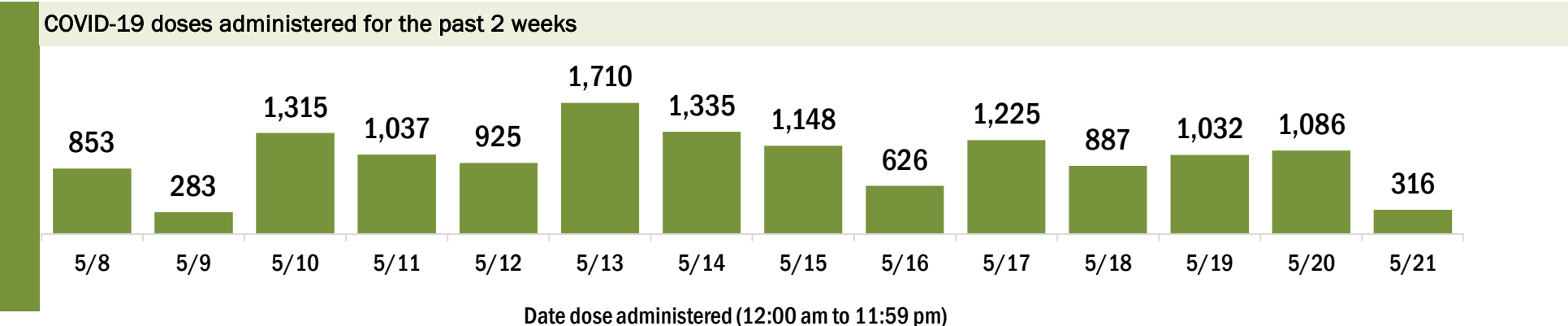
Data in this report are provisional and subject to change.

Data in this summary pertain to COVID-19 vaccines approved by the U.S. Food and Drug Administration and have been issued an Emergency Use Authorization (Janssen COVID-19 Vaccine, Moderna COVID-19 Vaccine and Pfizer-BioNTech COVID-19 Vaccine). These data summarize the number of people who have received either their first dose or have completed the series for a COVID-19 vaccine. **A person can only be counted in one category, first dose or series complete.** For persons receiving Moderna or Pfizer vaccines, once they receive their second dose, they are moved from the first dose column to the series completed column. **Because of this, the total first dose category may show a change from report to report not matching the total receiving their first dose from the previous day.** Persons receiving Johnson & Johnson vaccines will always be counted in the series completed column.

COVID-19 doses for vaccinated persons in Florida	
Doses administered	271,374
People receiving one dose of a 1-dose series (Johnson & Johnson) or receiving only one dose of a 2-dose series (Moderna, Pfizer) count once. Persons receiving both doses of a 2-dose series count twice.	

Current status of persons vaccinated for COVID-19 in Florida	
Total people vaccinated	151,077
First dose	24,069
Series completed	127,008
Completed 1-dose series	6,711
Completed 2-dose series	120,297
First dose: current number of people who have only received their first dose of the Moderna or Pfizer vaccine.	
Series complete: current number of people who have received both Moderna or Pfizer vaccine doses or one Johnson & Johnson dose and are considered fully immunized.	

Demographic summary	First dose	Series complete	Total people vaccinated
Age group	24,069	127,008	151,077
12-14 years	398	0	398
15-24 years	2,252	4,017	6,269
25-34 years	2,281	5,912	8,193
35-44 years	2,655	8,173	10,828
45-54 years	3,432	12,243	15,675
55-64 years	4,936	23,136	28,072
65-74 years	4,158	39,254	43,412
75-84 years	2,818	26,745	29,563
85+ years	1,139	7,528	8,667
Race	24,069	127,008	151,077
White	14,574	88,470	103,044
Black	2,053	8,737	10,790
American Indian/Alaskan	104	497	601
Other	2,988	11,657	14,645
Unknown	4,350	17,647	21,997
Other race includes Asian, native Hawaiian/Pacific Islander, or other.			
Ethnicity	24,069	127,008	151,077
Hispanic	3,251	10,447	13,698
Non-Hispanic	11,740	77,807	89,547
Unknown	9,078	38,754	47,832
Gender	24,069	127,008	151,077
Female	13,315	72,049	85,364
Male	10,705	54,912	65,617
Unknown	49	47	96



COVID-19: Martin County vaccine summary

Vaccination data through May 21, 2021 as of May 22, 2021 at 12:05 AM

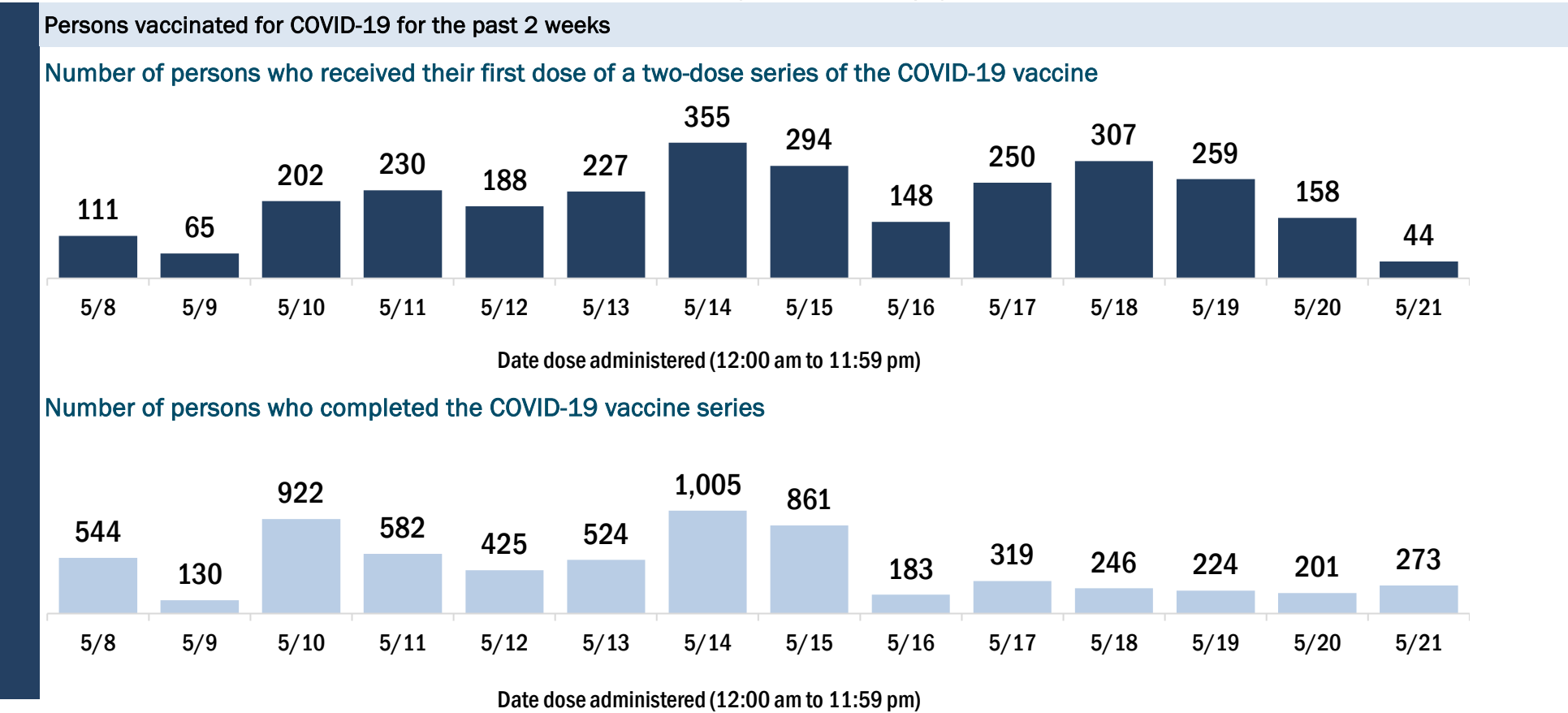
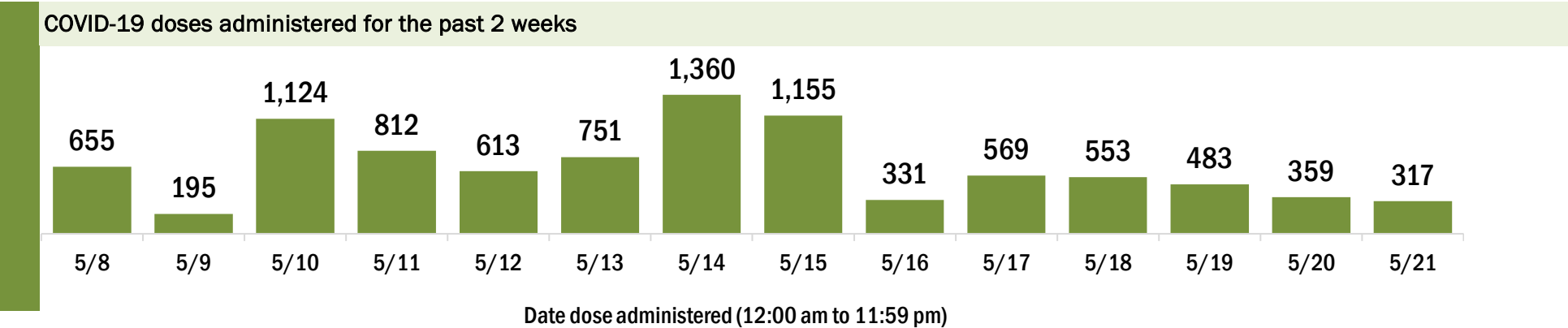
Data in this report are provisional and subject to change.

Data in this summary pertain to COVID-19 vaccines approved by the U.S. Food and Drug Administration and have been issued an Emergency Use Authorization (Janssen COVID-19 Vaccine, Moderna COVID-19 Vaccine and Pfizer-BioNTech COVID-19 Vaccine). These data summarize the number of people who have received either their first dose or have completed the series for a COVID-19 vaccine. **A person can only be counted in one category, first dose or series complete.** For persons receiving Moderna or Pfizer vaccines, once they receive their second dose, they are moved from the first dose column to the series completed column. **Because of this, the total first dose category may show a change from report to report not matching the total receiving their first dose from the previous day.** Persons receiving Johnson & Johnson vaccines will always be counted in the series completed column.

COVID-19 doses for vaccinated persons in Florida	
Doses administered	141,072
People receiving one dose of a 1-dose series (Johnson & Johnson) or receiving only one dose of a 2-dose series (Moderna, Pfizer) count once. Persons receiving both doses of a 2-dose series count twice.	

Current status of persons vaccinated for COVID-19 in Florida	
Total people vaccinated	79,828
First dose	14,508
Series completed	65,320
Completed 1-dose series	4,076
Completed 2-dose series	61,244
First dose: current number of people who have only received their first dose of the Moderna or Pfizer vaccine.	
Series complete: current number of people who have received both Moderna or Pfizer vaccine doses or one Johnson & Johnson dose and are considered fully immunized.	

Demographic summary	First dose	Series complete	Total people vaccinated
Age group	14,508	65,320	79,828
12-14 years	249	0	249
15-24 years	1,270	2,011	3,281
25-34 years	1,179	2,610	3,789
35-44 years	1,421	4,200	5,621
45-54 years	2,063	6,490	8,553
55-64 years	3,462	13,284	16,746
65-74 years	2,407	19,122	21,529
75-84 years	1,680	12,886	14,566
85+ years	777	4,717	5,494
Race	14,508	65,320	79,828
White	10,060	44,774	54,834
Black	536	1,640	2,176
American Indian/Alaskan	55	139	194
Other	1,229	4,704	5,933
Unknown	2,628	14,063	16,691
Other race includes Asian, native Hawaiian/Pacific Islander, or other.			
Ethnicity	14,508	65,320	79,828
Hispanic	1,298	3,080	4,378
Non-Hispanic	7,206	29,727	36,933
Unknown	6,004	32,513	38,517
Gender	14,508	65,320	79,828
Female	7,564	35,983	43,547
Male	6,926	29,318	36,244
Unknown	18	19	37



COVID-19: Monroe County vaccine summary

Vaccination data through May 21, 2021 as of May 22, 2021 at 12:05 AM

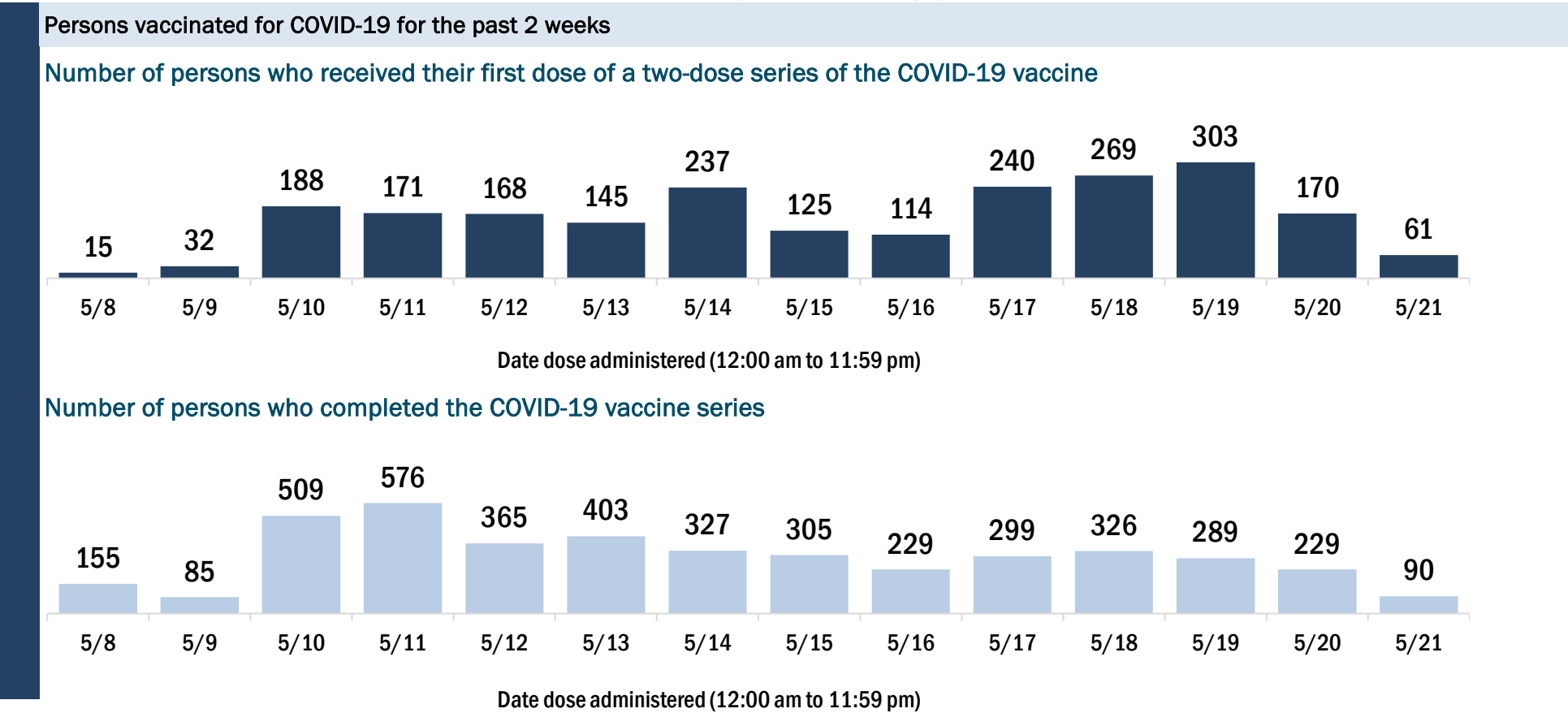
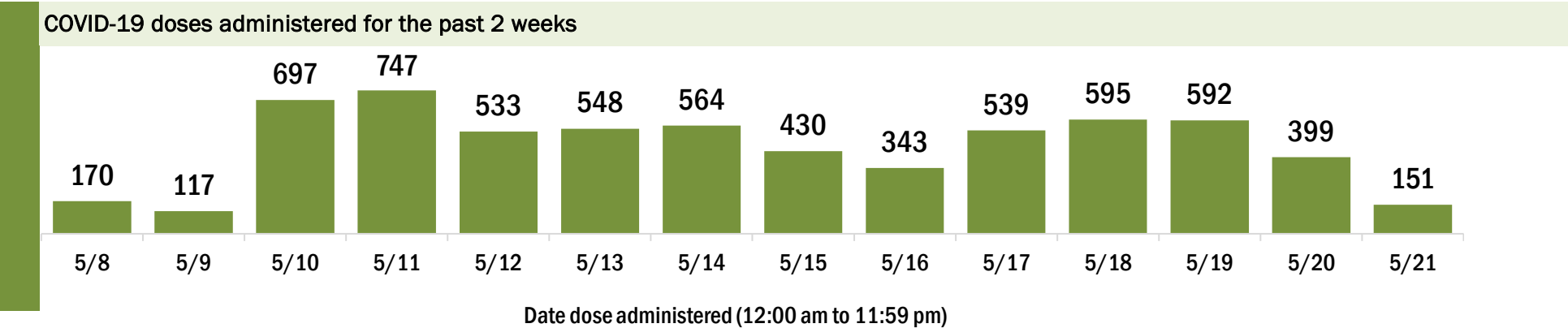
Data in this report are provisional and subject to change.

Data in this summary pertain to COVID-19 vaccines approved by the U.S. Food and Drug Administration and have been issued an Emergency Use Authorization (Janssen COVID-19 Vaccine, Moderna COVID-19 Vaccine and Pfizer-BioNTech COVID-19 Vaccine). These data summarize the number of people who have received either their first dose or have completed the series for a COVID-19 vaccine. **A person can only be counted in one category, first dose or series complete.** For persons receiving Moderna or Pfizer vaccines, once they receive their second dose, they are moved from the first dose column to the series completed column. **Because of this, the total first dose category may show a change from report to report not matching the total receiving their first dose from the previous day.** Persons receiving Johnson & Johnson vaccines will always be counted in the series completed column.

COVID-19 doses for vaccinated persons in Florida	
Doses administered	69,886
People receiving one dose of a 1-dose series (Johnson & Johnson) or receiving only one dose of a 2-dose series (Moderna, Pfizer) count once. Persons receiving both doses of a 2-dose series count twice.	

Current status of persons vaccinated for COVID-19 in Florida	
Total people vaccinated	41,437
First dose	9,938
Series completed	31,499
Completed 1-dose series	3,050
Completed 2-dose series	28,449
First dose: current number of people who have only received their first dose of the Moderna or Pfizer vaccine.	
Series complete: current number of people who have received both Moderna or Pfizer vaccine doses or one Johnson & Johnson dose and are considered fully immunized.	

Demographic summary	First dose	Series complete	Total people vaccinated
Age group	9,938	31,499	41,437
12-14 years	123	0	123
15-24 years	792	978	1,770
25-34 years	1,199	1,809	3,008
35-44 years	1,474	2,739	4,213
45-54 years	1,838	4,186	6,024
55-64 years	2,263	7,452	9,715
65-74 years	1,534	9,314	10,848
75-84 years	575	4,023	4,598
85+ years	140	998	1,138
Race	9,938	31,499	41,437
White	6,451	22,667	29,118
Black	315	696	1,011
American Indian/Alaskan	38	114	152
Other	738	1,904	2,642
Unknown	2,396	6,118	8,514
Other race includes Asian, native Hawaiian/Pacific Islander, or other.			
Ethnicity	9,938	31,499	41,437
Hispanic	1,649	3,462	5,111
Non-Hispanic	4,454	17,348	21,802
Unknown	3,835	10,689	14,524
Gender	9,938	31,499	41,437
Female	4,866	16,176	21,042
Male	5,063	15,320	20,383
Unknown	9	3	12



COVID-19: Nassau County vaccine summary

Vaccination data through May 21, 2021 as of May 22, 2021 at 12:05 AM

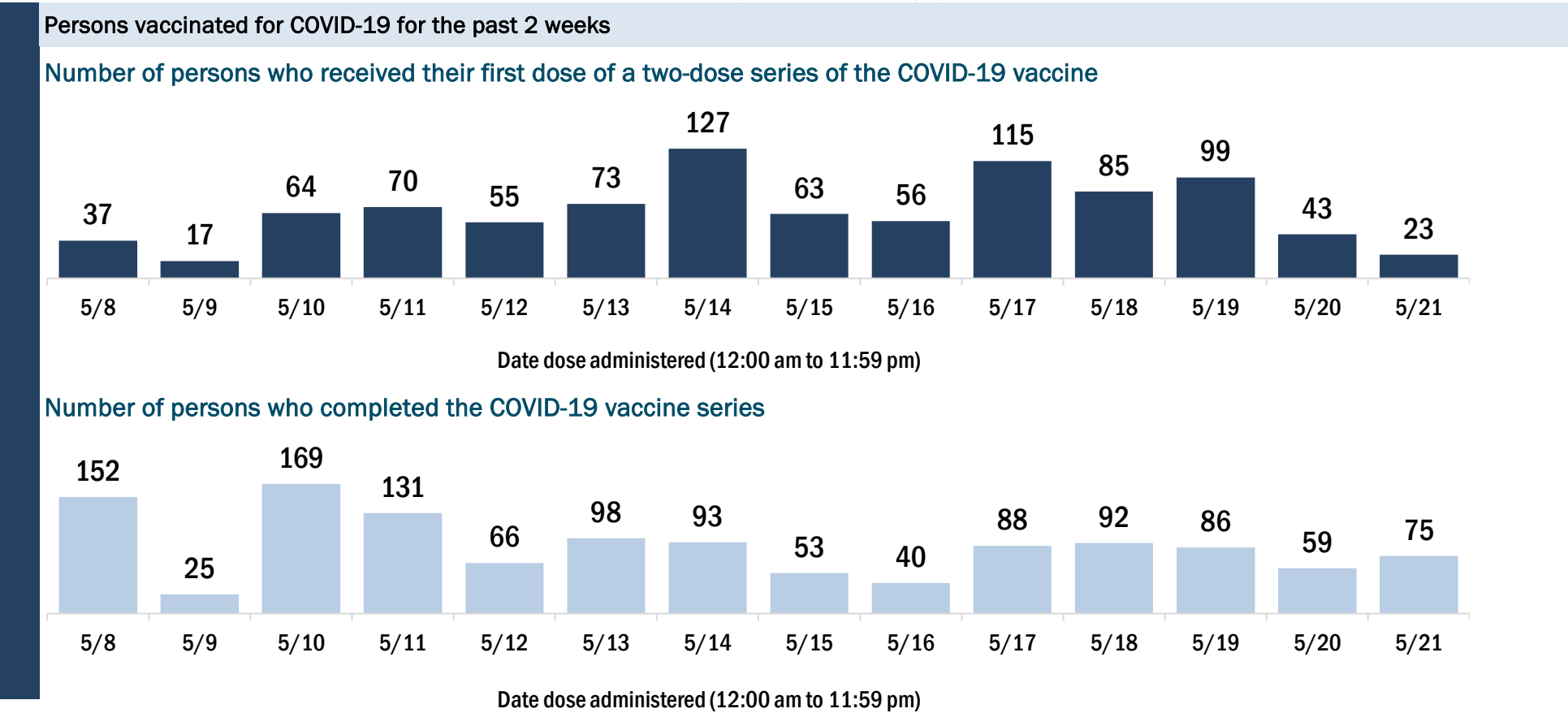
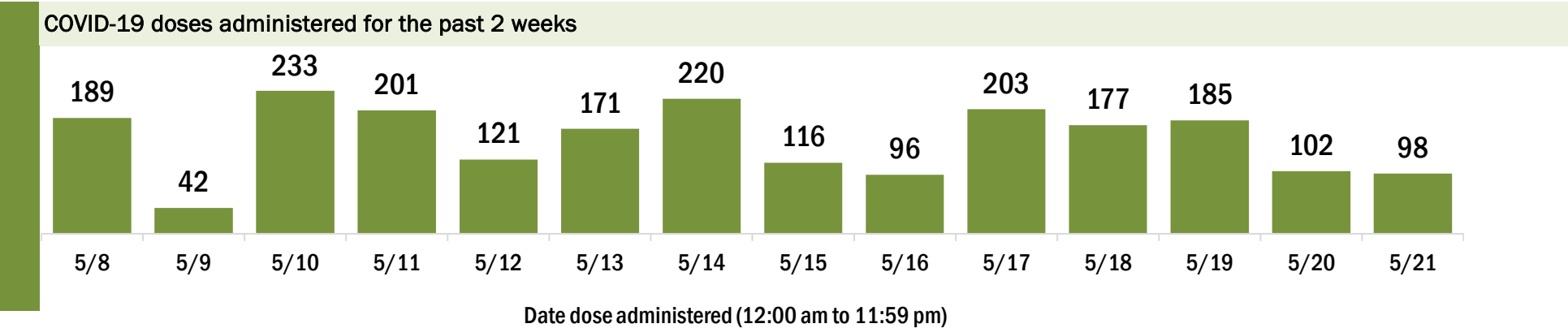
Data in this report are provisional and subject to change.

Data in this summary pertain to COVID-19 vaccines approved by the U.S. Food and Drug Administration and have been issued an Emergency Use Authorization (Janssen COVID-19 Vaccine, Moderna COVID-19 Vaccine and Pfizer-BioNTech COVID-19 Vaccine). These data summarize the number of people who have received either their first dose or have completed the series for a COVID-19 vaccine. **A person can only be counted in one category, first dose or series complete.** For persons receiving Moderna or Pfizer vaccines, once they receive their second dose, they are moved from the first dose column to the series completed column. **Because of this, the total first dose category may show a change from report to report not matching the total receiving their first dose from the previous day.** Persons receiving Johnson & Johnson vaccines will always be counted in the series completed column.

COVID-19 doses for vaccinated persons in Florida	
Doses administered	64,993
People receiving one dose of a 1-dose series (Johnson & Johnson) or receiving only one dose of a 2-dose series (Moderna, Pfizer) count once. Persons receiving both doses of a 2-dose series count twice.	

Current status of persons vaccinated for COVID-19 in Florida	
Total people vaccinated	35,745
First dose	3,974
Series completed	31,771
Completed 1-dose series	2,523
Completed 2-dose series	29,248
First dose: current number of people who have only received their first dose of the Moderna or Pfizer vaccine.	
Series complete: current number of people who have received both Moderna or Pfizer vaccine doses or one Johnson & Johnson dose and are considered fully immunized.	

Demographic summary	First dose	Series complete	Total people vaccinated
Age group	3,974	31,771	35,745
12-14 years	113	0	113
15-24 years	473	1,113	1,586
25-34 years	415	1,486	1,901
35-44 years	454	2,451	2,905
45-54 years	563	3,623	4,186
55-64 years	709	7,227	7,936
65-74 years	718	9,792	10,510
75-84 years	401	4,726	5,127
85+ years	128	1,353	1,481
Race	3,974	31,771	35,745
White	2,817	25,761	28,578
Black	194	1,503	1,697
American Indian/Alaskan	17	128	145
Other	244	1,608	1,852
Unknown	702	2,771	3,473
Other race includes Asian, native Hawaiian/Pacific Islander, or other.			
Ethnicity	3,974	31,771	35,745
Hispanic	182	913	1,095
Non-Hispanic	2,489	24,936	27,425
Unknown	1,303	5,922	7,225
Gender	3,974	31,771	35,745
Female	2,140	17,626	19,766
Male	1,827	14,143	15,970
Unknown	7	2	9



COVID-19: Okaloosa County vaccine summary

Vaccination data through May 21, 2021 as of May 22, 2021 at 12:05 AM

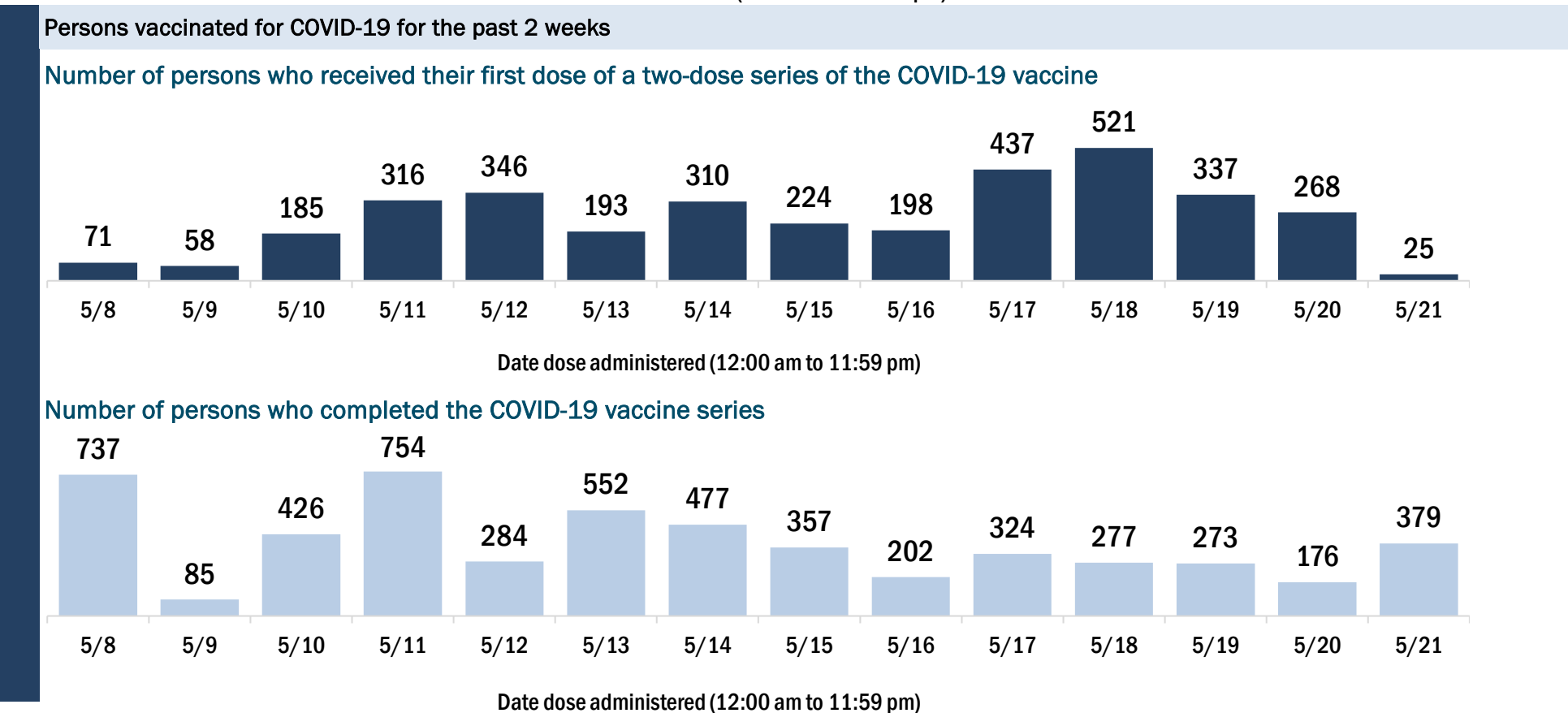
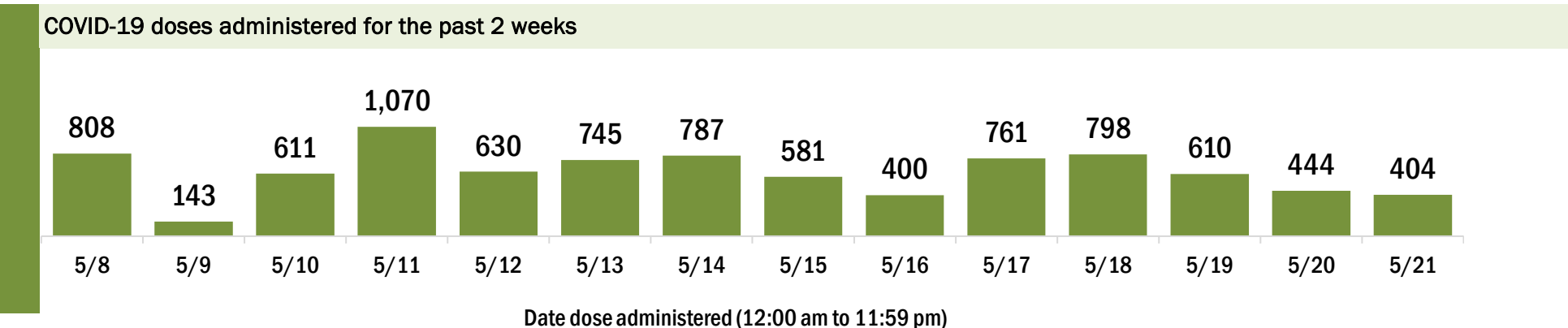
Data in this report are provisional and subject to change.

Data in this summary pertain to COVID-19 vaccines approved by the U.S. Food and Drug Administration and have been issued an Emergency Use Authorization (Janssen COVID-19 Vaccine, Moderna COVID-19 Vaccine and Pfizer-BioNTech COVID-19 Vaccine). These data summarize the number of people who have received either their first dose or have completed the series for a COVID-19 vaccine. **A person can only be counted in one category, first dose or series complete.** For persons receiving Moderna or Pfizer vaccines, once they receive their second dose, they are moved from the first dose column to the series completed column. **Because of this, the total first dose category may show a change from report to report not matching the total receiving their first dose from the previous day.** Persons receiving Johnson & Johnson vaccines will always be counted in the series completed column.

COVID-19 doses for vaccinated persons in Florida	
Doses administered	116,705
People receiving one dose of a 1-dose series (Johnson & Johnson) or receiving only one dose of a 2-dose series (Moderna, Pfizer) count once. Persons receiving both doses of a 2-dose series count twice.	

Current status of persons vaccinated for COVID-19 in Florida	
Total people vaccinated	66,567
First dose	11,323
Series completed	55,244
Completed 1-dose series	5,106
Completed 2-dose series	50,138
First dose: current number of people who have only received their first dose of the Moderna or Pfizer vaccine.	
Series complete: current number of people who have received both Moderna or Pfizer vaccine doses or one Johnson & Johnson dose and are considered fully immunized.	

Demographic summary	First dose	Series complete	Total people vaccinated
Age group	11,323	55,244	66,567
12-14 years	296	0	296
15-24 years	1,389	2,423	3,812
25-34 years	1,665	4,056	5,721
35-44 years	1,611	5,380	6,991
45-54 years	1,587	6,662	8,249
55-64 years	2,026	12,482	14,508
65-74 years	1,516	13,979	15,495
75-84 years	891	7,512	8,403
85+ years	342	2,750	3,092
Race	11,323	55,244	66,567
White	6,282	37,843	44,125
Black	721	3,143	3,864
American Indian/Alaskan	80	241	321
Other	1,247	5,278	6,525
Unknown	2,993	8,739	11,732
Other race includes Asian, native Hawaiian/Pacific Islander, or other.			
Ethnicity	11,323	55,244	66,567
Hispanic	861	2,503	3,364
Non-Hispanic	5,355	34,529	39,884
Unknown	5,107	18,212	23,319
Gender	11,323	55,244	66,567
Female	6,105	30,953	37,058
Male	5,111	24,261	29,372
Unknown	107	30	137



COVID-19: Okeechobee County vaccine summary

Vaccination data through May 21, 2021 as of May 22, 2021 at 12:05 AM

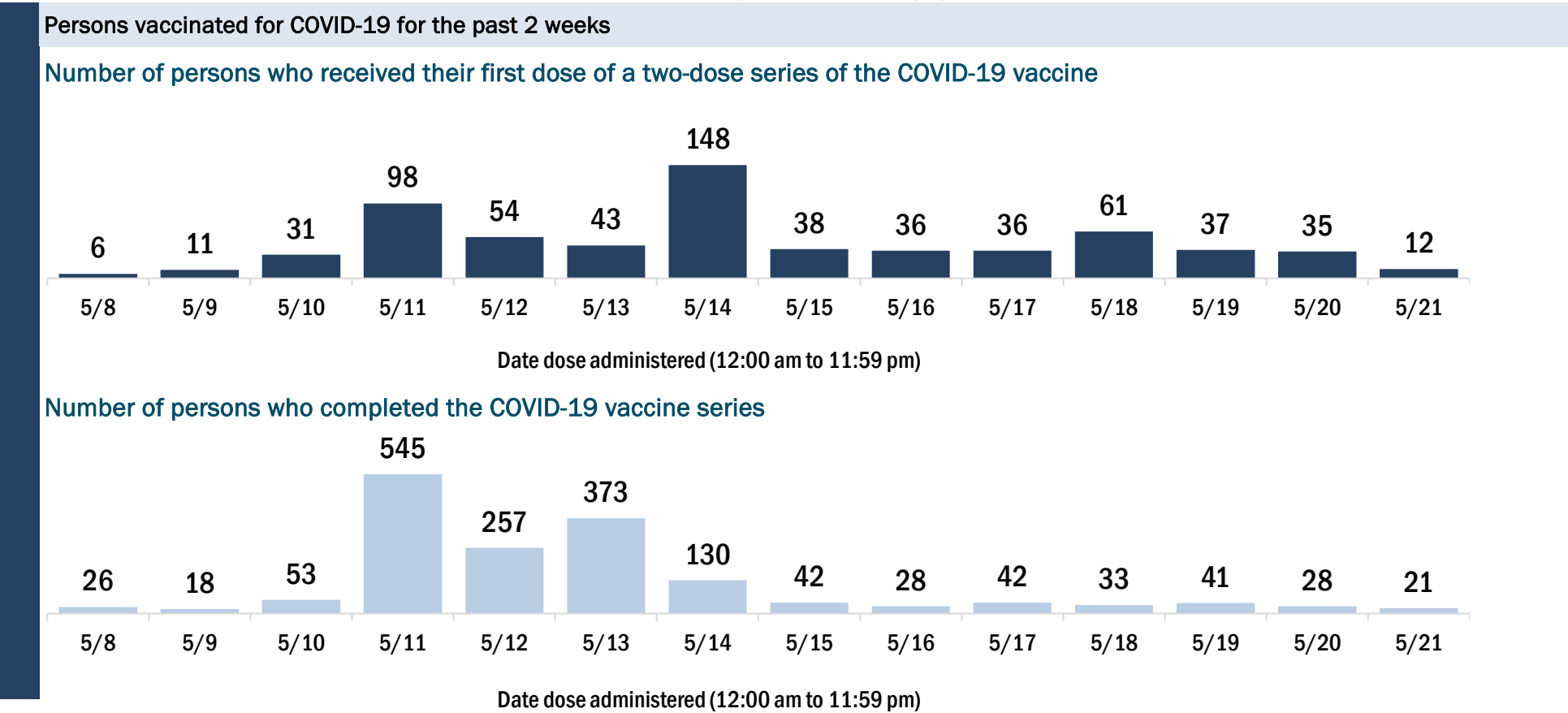
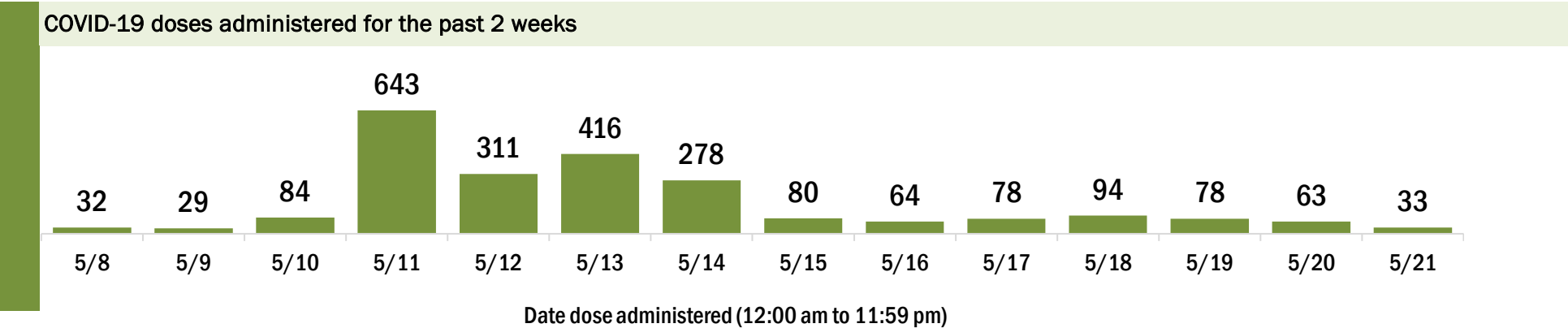
Data in this report are provisional and subject to change.

Data in this summary pertain to COVID-19 vaccines approved by the U.S. Food and Drug Administration and have been issued an Emergency Use Authorization (Janssen COVID-19 Vaccine, Moderna COVID-19 Vaccine and Pfizer-BioNTech COVID-19 Vaccine). These data summarize the number of people who have received either their first dose or have completed the series for a COVID-19 vaccine. **A person can only be counted in one category, first dose or series complete.** For persons receiving Moderna or Pfizer vaccines, once they receive their second dose, they are moved from the first dose column to the series completed column. **Because of this, the total first dose category may show a change from report to report not matching the total receiving their first dose from the previous day.** Persons receiving Johnson & Johnson vaccines will always be counted in the series completed column.

COVID-19 doses for vaccinated persons in Florida	
Doses administered	21,550
People receiving one dose of a 1-dose series (Johnson & Johnson) or receiving only one dose of a 2-dose series (Moderna, Pfizer) count once. Persons receiving both doses of a 2-dose series count twice.	

Current status of persons vaccinated for COVID-19 in Florida	
Total people vaccinated	12,318
First dose	2,231
Series completed	10,087
Completed 1-dose series	855
Completed 2-dose series	9,232
First dose: current number of people who have only received their first dose of the Moderna or Pfizer vaccine.	
Series complete: current number of people who have received both Moderna or Pfizer vaccine doses or one Johnson & Johnson dose and are considered fully immunized.	

Demographic summary	First dose	Series complete	Total people vaccinated
Age group	2,231	10,087	12,318
12-14 years	28	0	28
15-24 years	216	290	506
25-34 years	258	554	812
35-44 years	284	789	1,073
45-54 years	368	1,164	1,532
55-64 years	510	1,929	2,439
65-74 years	331	2,941	3,272
75-84 years	194	1,892	2,086
85+ years	42	528	570
Race	2,231	10,087	12,318
White	1,424	7,451	8,875
Black	96	312	408
American Indian/Alaskan	5	45	50
Other	270	901	1,171
Unknown	436	1,378	1,814
Other race includes Asian, native Hawaiian/Pacific Islander, or other.			
Ethnicity	2,231	10,087	12,318
Hispanic	545	1,306	1,851
Non-Hispanic	935	6,308	7,243
Unknown	751	2,473	3,224
Gender	2,231	10,087	12,318
Female	999	5,137	6,136
Male	1,226	4,950	6,176
Unknown	6	0	6



COVID-19: Orange County vaccine summary

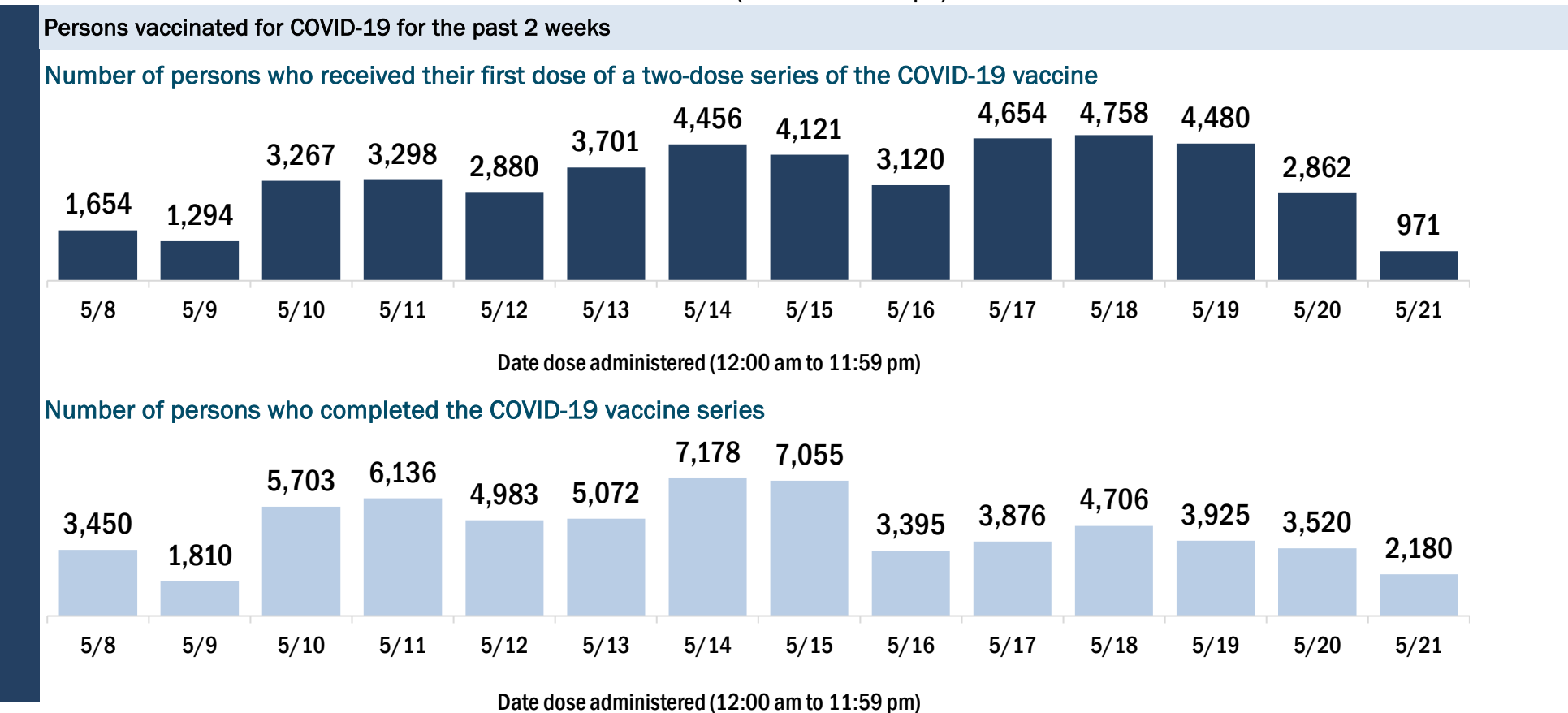
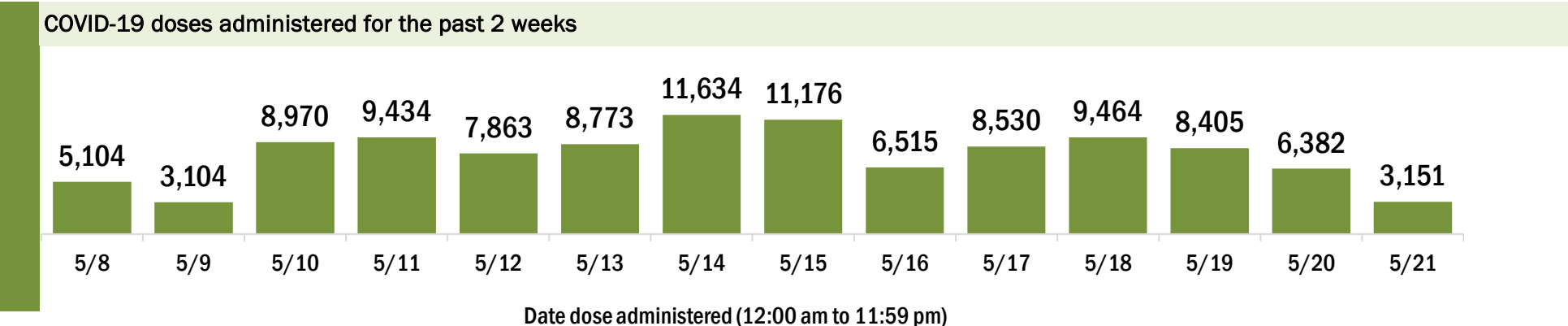
Vaccination data through May 21, 2021 as of May 22, 2021 at 12:05 AM

Data in this report are provisional and subject to change.

Data in this summary pertain to COVID-19 vaccines approved by the U.S. Food and Drug Administration and have been issued an Emergency Use Authorization (Janssen COVID-19 Vaccine, Moderna COVID-19 Vaccine and Pfizer-BioNTech COVID-19 Vaccine). These data summarize the number of people who have received either their first dose or have completed the series for a COVID-19 vaccine. **A person can only be counted in one category, first dose or series complete.** For persons receiving Moderna or Pfizer vaccines, once they receive their second dose, they are moved from the first dose column to the series completed column. **Because of this, the total first dose category may show a change from report to report not matching the total receiving their first dose from the previous day.** Persons receiving Johnson & Johnson vaccines will always be counted in the series completed column.

COVID-19 doses for vaccinated persons in Florida	
Doses administered	1,034,787
People receiving one dose of a 1-dose series (Johnson & Johnson) or receiving only one dose of a 2-dose series (Moderna, Pfizer) count once. Persons receiving both doses of a 2-dose series count twice.	

Demographic summary			
Age group	First dose	Series complete	Total people vaccinated
12-14 years	123,236	489,534	612,770
15-24 years	5,469	0	5,469
25-34 years	21,463	45,088	66,551
35-44 years	22,362	65,492	87,854
45-54 years	21,799	79,507	101,306
45-54 years	19,490	86,701	106,191
55-64 years	15,892	91,068	106,960
65-74 years	8,993	75,573	84,566
75-84 years	4,597	34,115	38,712
85+ years	3,171	11,990	15,161
Race	123,236	489,534	612,770
White	60,026	290,764	350,790
Black	12,655	39,242	51,897
American Indian/Alaskan	599	1,549	2,148
Other	23,746	84,203	107,949
Unknown	26,210	73,776	99,986
Other race includes Asian, native Hawaiian/Pacific Islander, or other.			
Ethnicity	123,236	489,534	612,770
Hispanic	29,581	69,046	98,627
Non-Hispanic	40,878	240,803	281,681
Unknown	52,777	179,685	232,462
Gender	123,236	489,534	612,770
Female	63,553	265,177	328,730
Male	57,969	223,277	281,246
Unknown	1,714	1,080	2,794



COVID-19: Osceola County vaccine summary

Vaccination data through May 21, 2021 as of May 22, 2021 at 12:05 AM

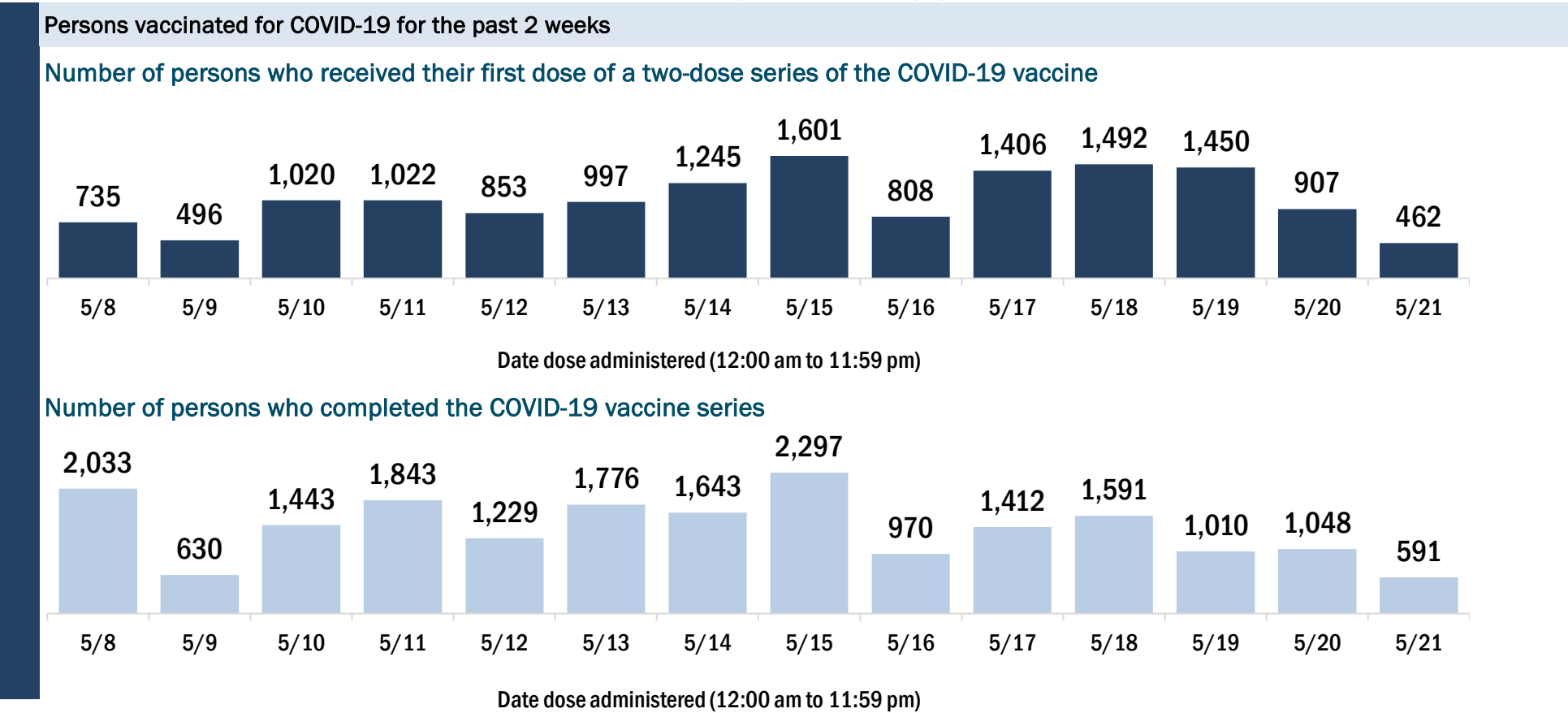
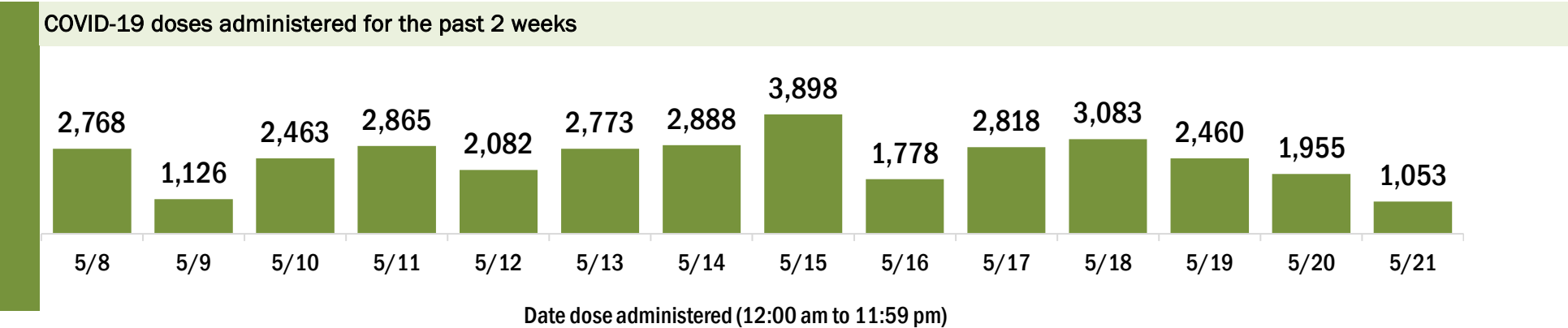
Data in this report are provisional and subject to change.

Data in this summary pertain to COVID-19 vaccines approved by the U.S. Food and Drug Administration and have been issued an Emergency Use Authorization (Janssen COVID-19 Vaccine, Moderna COVID-19 Vaccine and Pfizer-BioNTech COVID-19 Vaccine). These data summarize the number of people who have received either their first dose or have completed the series for a COVID-19 vaccine. **A person can only be counted in one category, first dose or series complete.** For persons receiving Moderna or Pfizer vaccines, once they receive their second dose, they are moved from the first dose column to the series completed column. **Because of this, the total first dose category may show a change from report to report not matching the total receiving their first dose from the previous day.** Persons receiving Johnson & Johnson vaccines will always be counted in the series completed column.

COVID-19 doses for vaccinated persons in Florida	
Doses administered	278,504
People receiving one dose of a 1-dose series (Johnson & Johnson) or receiving only one dose of a 2-dose series (Moderna, Pfizer) count once. Persons receiving both doses of a 2-dose series count twice.	

Current status of persons vaccinated for COVID-19 in Florida	
Total people vaccinated	165,176
First dose	36,714
Series completed	128,462
Completed 1-dose series	15,134
Completed 2-dose series	113,328
First dose: current number of people who have only received their first dose of the Moderna or Pfizer vaccine.	
Series complete: current number of people who have received both Moderna or Pfizer vaccine doses or one Johnson & Johnson dose and are considered fully immunized.	

Demographic summary	First dose	Series complete	Total people vaccinated
Age group	36,714	128,462	165,176
12-14 years	1,276	0	1,276
15-24 years	6,278	10,027	16,305
25-34 years	5,969	13,950	19,919
35-44 years	6,708	18,476	25,184
45-54 years	6,474	22,747	29,221
55-64 years	5,156	25,246	30,402
65-74 years	2,918	23,810	26,728
75-84 years	1,478	11,028	12,506
85+ years	457	3,178	3,635
Race	36,714	128,462	165,176
White	18,369	76,572	94,941
Black	2,124	6,861	8,985
American Indian/Alaskan	187	576	763
Other	7,975	23,033	31,008
Unknown	8,059	21,420	29,479
Other race includes Asian, native Hawaiian/Pacific Islander, or other.			
Ethnicity	36,714	128,462	165,176
Hispanic	14,851	40,495	55,346
Non-Hispanic	7,711	44,929	52,640
Unknown	14,152	43,038	57,190
Gender	36,714	128,462	165,176
Female	19,684	71,049	90,733
Male	16,966	57,321	74,287
Unknown	64	92	156



COVID-19: Palm Beach County vaccine summary

Vaccination data through May 21, 2021 as of May 22, 2021 at 12:05 AM

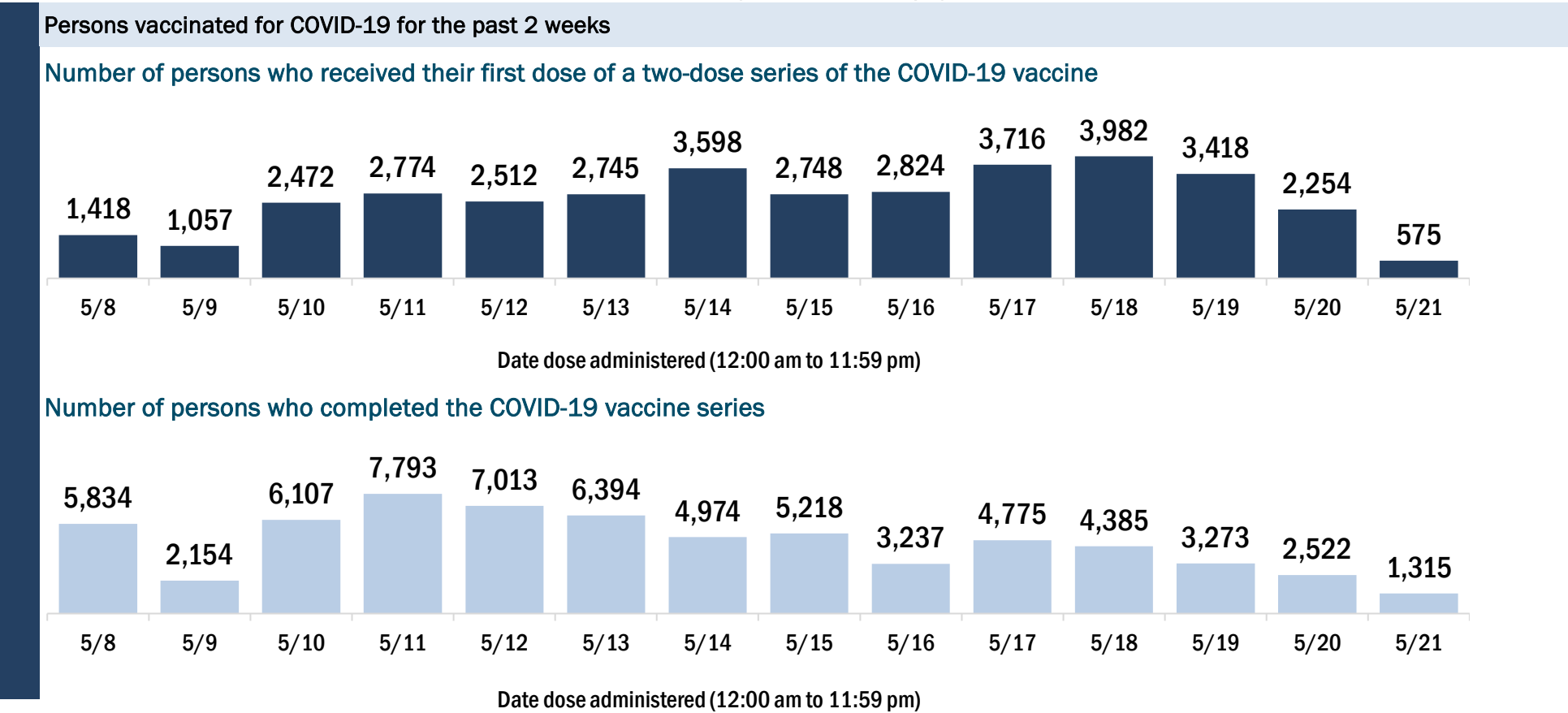
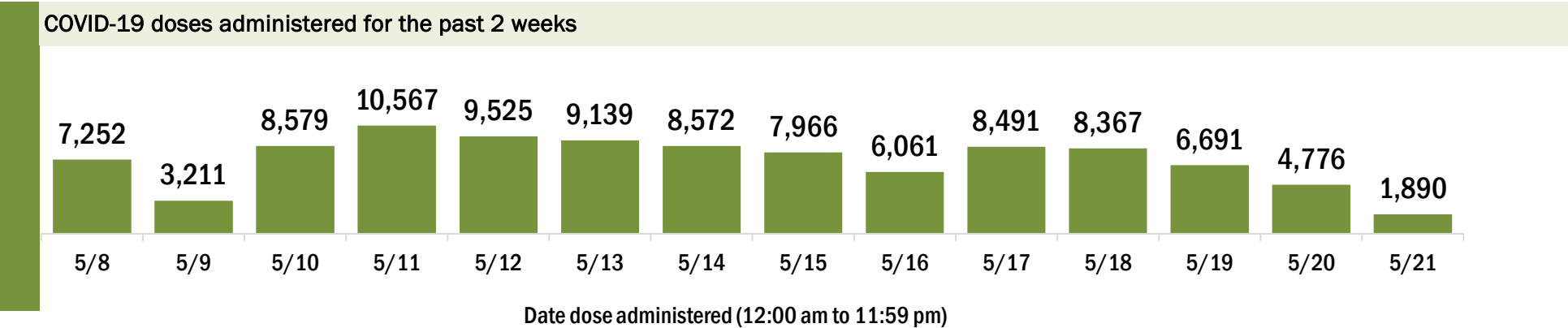
Data in this report are provisional and subject to change.

Data in this summary pertain to COVID-19 vaccines approved by the U.S. Food and Drug Administration and have been issued an Emergency Use Authorization (Janssen COVID-19 Vaccine, Moderna COVID-19 Vaccine and Pfizer-BioNTech COVID-19 Vaccine). These data summarize the number of people who have received either their first dose or have completed the series for a COVID-19 vaccine. **A person can only be counted in one category, first dose or series complete.** For persons receiving Moderna or Pfizer vaccines, once they receive their second dose, they are moved from the first dose column to the series completed column. **Because of this, the total first dose category may show a change from report to report not matching the total receiving their first dose from the previous day.** Persons receiving Johnson & Johnson vaccines will always be counted in the series completed column.

COVID-19 doses for vaccinated persons in Florida	
Doses administered	1,250,963
People receiving one dose of a 1-dose series (Johnson & Johnson) or receiving only one dose of a 2-dose series (Moderna, Pfizer) count once. Persons receiving both doses of a 2-dose series count twice.	

Current status of persons vaccinated for COVID-19 in Florida	
Total people vaccinated	721,112
First dose	140,473
Series completed	580,639
Completed 1-dose series	50,788
Completed 2-dose series	529,851
First dose: current number of people who have only received their first dose of the Moderna or Pfizer vaccine.	
Series complete: current number of people who have received both Moderna or Pfizer vaccine doses or one Johnson & Johnson dose and are considered fully immunized.	

Demographic summary	First dose	Series complete	Total people vaccinated
Age group	140,473	580,639	721,112
12-14 years	3,543	0	3,543
15-24 years	15,444	28,886	44,330
25-34 years	15,876	41,492	57,368
35-44 years	18,408	57,194	75,602
45-54 years	21,140	79,690	100,830
55-64 years	23,121	112,659	135,780
65-74 years	21,603	134,917	156,520
75-84 years	14,480	89,425	103,905
85+ years	6,858	36,376	43,234
Race	140,473	580,639	721,112
White	79,029	366,677	445,706
Black	13,325	35,287	48,612
American Indian/Alaskan	730	1,780	2,510
Other	15,939	57,201	73,140
Unknown	31,450	119,694	151,144
Other race includes Asian, native Hawaiian/Pacific Islander, or other.			
Ethnicity	140,473	580,639	721,112
Hispanic	26,023	68,784	94,807
Non-Hispanic	59,081	295,522	354,603
Unknown	55,369	216,333	271,702
Gender	140,473	580,639	721,112
Female	74,435	322,110	396,545
Male	65,543	258,109	323,652
Unknown	495	420	915



COVID-19: Pasco County vaccine summary

Vaccination data through May 21, 2021 as of May 22, 2021 at 12:05 AM

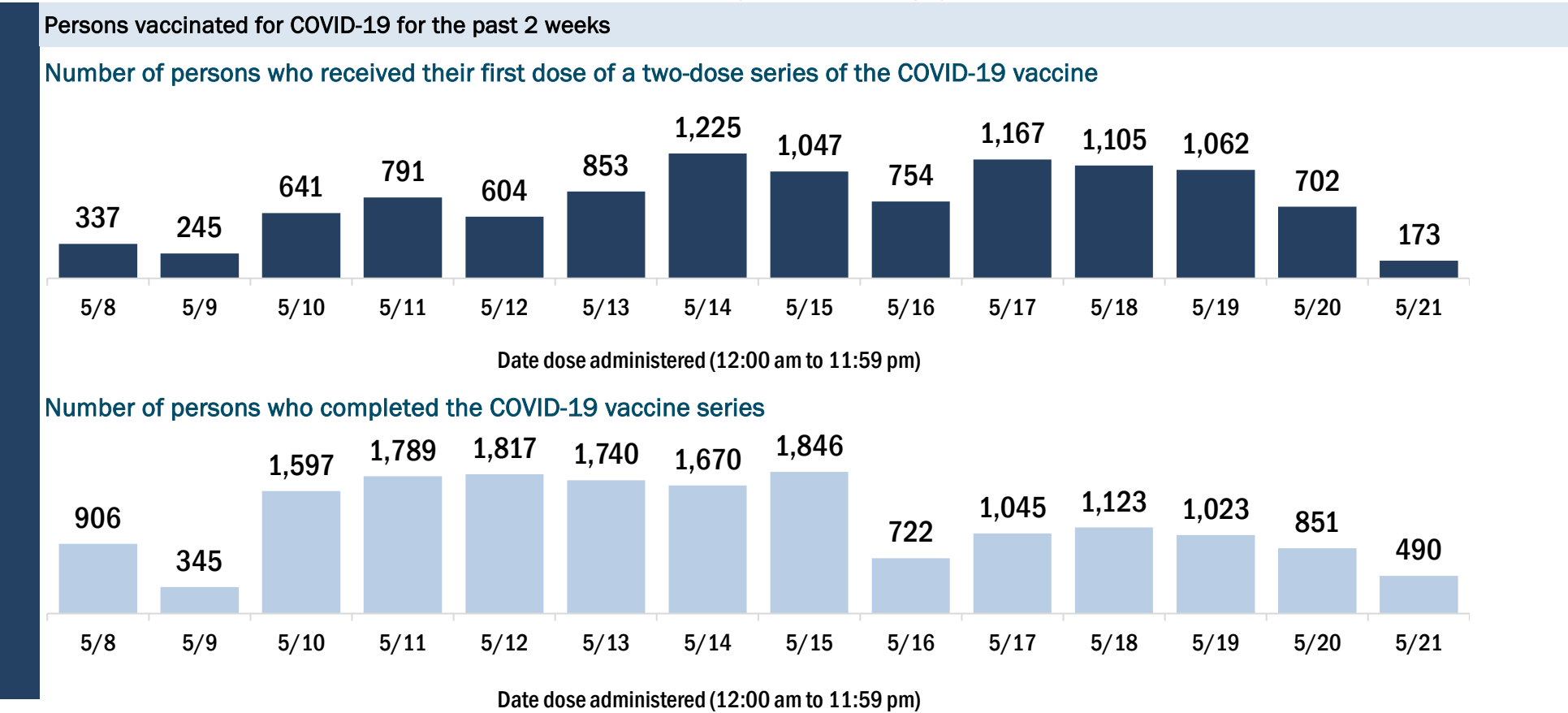
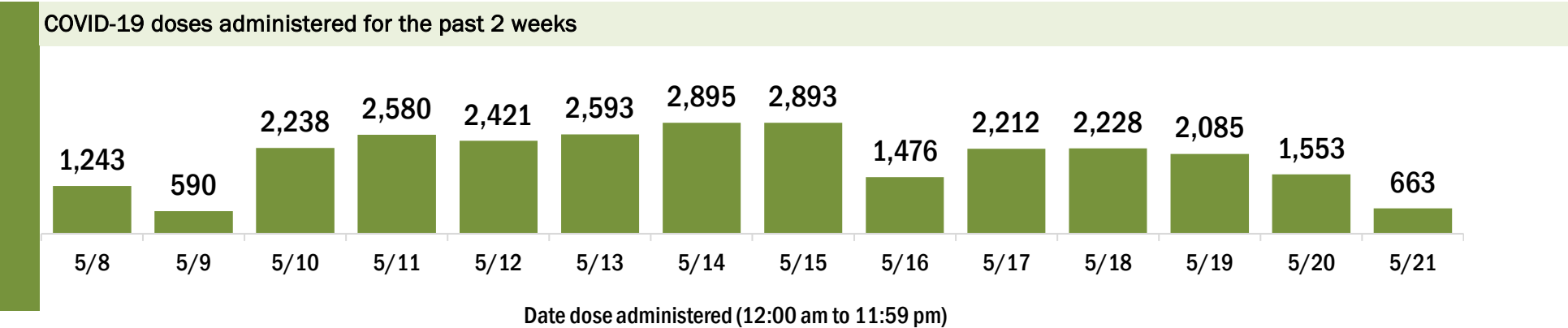
Data in this report are provisional and subject to change.

Data in this summary pertain to COVID-19 vaccines approved by the U.S. Food and Drug Administration and have been issued an Emergency Use Authorization (Janssen COVID-19 Vaccine, Moderna COVID-19 Vaccine and Pfizer-BioNTech COVID-19 Vaccine). These data summarize the number of people who have received either their first dose or have completed the series for a COVID-19 vaccine. **A person can only be counted in one category, first dose or series complete.** For persons receiving Moderna or Pfizer vaccines, once they receive their second dose, they are moved from the first dose column to the series completed column. **Because of this, the total first dose category may show a change from report to report not matching the total receiving their first dose from the previous day.** Persons receiving Johnson & Johnson vaccines will always be counted in the series completed column.

COVID-19 doses for vaccinated persons in Florida	
Doses administered	401,548
People receiving one dose of a 1-dose series (Johnson & Johnson) or receiving only one dose of a 2-dose series (Moderna, Pfizer) count once. Persons receiving both doses of a 2-dose series count twice.	

Current status of persons vaccinated for COVID-19 in Florida	
Total people vaccinated	231,251
First dose	44,696
Series completed	186,555
Completed 1-dose series	16,258
Completed 2-dose series	170,297
First dose: current number of people who have only received their first dose of the Moderna or Pfizer vaccine.	
Series complete: current number of people who have received both Moderna or Pfizer vaccine doses or one Johnson & Johnson dose and are considered fully immunized.	

Demographic summary	First dose	Series complete	Total people vaccinated
Age group	44,696	186,555	231,251
12-14 years	1,184	0	1,184
15-24 years	5,013	9,270	14,283
25-34 years	4,342	12,003	16,345
35-44 years	5,610	19,369	24,979
45-54 years	6,472	26,263	32,735
55-64 years	7,394	37,238	44,632
65-74 years	7,848	46,682	54,530
75-84 years	5,140	27,560	32,700
85+ years	1,693	8,170	9,863
Race	44,696	186,555	231,251
White	29,996	138,117	168,113
Black	2,011	5,726	7,737
American Indian/Alaskan	241	695	936
Other	5,337	18,248	23,585
Unknown	7,111	23,769	30,880
Other race includes Asian, native Hawaiian/Pacific Islander, or other.			
Ethnicity	44,696	186,555	231,251
Hispanic	4,938	12,621	17,559
Non-Hispanic	22,553	110,414	132,967
Unknown	17,205	63,520	80,725
Gender	44,696	186,555	231,251
Female	23,951	105,578	129,529
Male	20,704	80,853	101,557
Unknown	41	124	165



COVID-19: Pinellas County vaccine summary

Vaccination data through May 21, 2021 as of May 22, 2021 at 12:05 AM

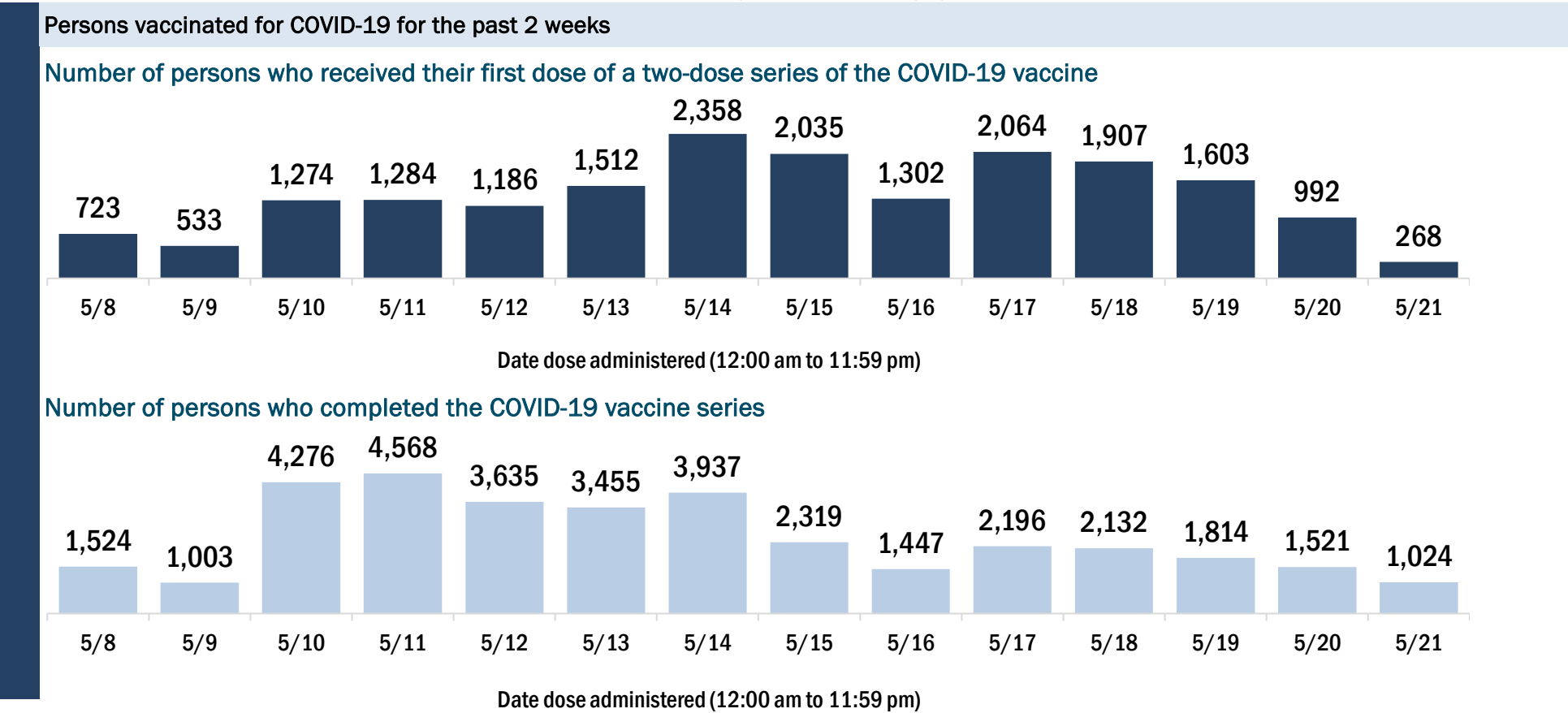
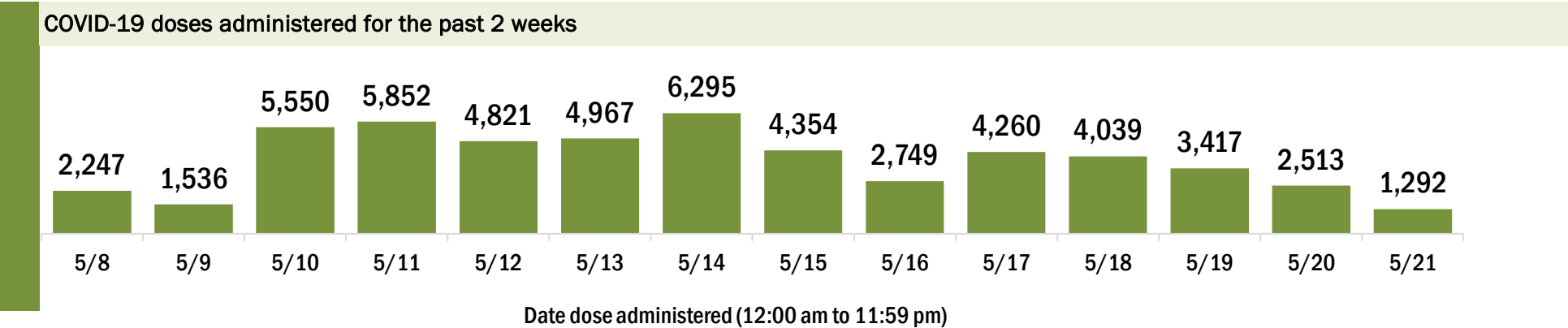
Data in this report are provisional and subject to change.

Data in this summary pertain to COVID-19 vaccines approved by the U.S. Food and Drug Administration and have been issued an Emergency Use Authorization (Janssen COVID-19 Vaccine, Moderna COVID-19 Vaccine and Pfizer-BioNTech COVID-19 Vaccine). These data summarize the number of people who have received either their first dose or have completed the series for a COVID-19 vaccine. **A person can only be counted in one category, first dose or series complete.** For persons receiving Moderna or Pfizer vaccines, once they receive their second dose, they are moved from the first dose column to the series completed column. **Because of this, the total first dose category may show a change from report to report not matching the total receiving their first dose from the previous day.** Persons receiving Johnson & Johnson vaccines will always be counted in the series completed column.

COVID-19 doses for vaccinated persons in Florida	
Doses administered	826,017
People receiving one dose of a 1-dose series (Johnson & Johnson) or receiving only one dose of a 2-dose series (Moderna, Pfizer) count once. Persons receiving both doses of a 2-dose series count twice.	

Current status of persons vaccinated for COVID-19 in Florida	
Total people vaccinated	463,802
First dose	75,466
Series completed	388,336
Completed 1-dose series	26,121
Completed 2-dose series	362,215
First dose: current number of people who have only received their first dose of the Moderna or Pfizer vaccine.	
Series complete: current number of people who have received both Moderna or Pfizer vaccine doses or one Johnson & Johnson dose and are considered fully immunized.	

Demographic summary	First dose	Series complete	Total people vaccinated
Age group	75,466	388,336	463,802
12-14 years	2,008	0	2,008
15-24 years	8,182	17,136	25,318
25-34 years	8,992	30,047	39,039
35-44 years	9,454	36,508	45,962
45-54 years	10,452	50,595	61,047
55-64 years	13,306	86,641	99,947
65-74 years	12,533	97,143	109,676
75-84 years	7,256	51,054	58,310
85+ years	3,283	19,212	22,495
Race	75,466	388,336	463,802
White	47,881	287,105	334,986
Black	4,983	17,300	22,283
American Indian/Alaskan	371	939	1,310
Other	8,096	32,437	40,533
Unknown	14,135	50,555	64,690
Other race includes Asian, native Hawaiian/Pacific Islander, or other.			
Ethnicity	75,466	388,336	463,802
Hispanic	5,262	14,726	19,988
Non-Hispanic	38,720	241,983	280,703
Unknown	31,484	131,627	163,111
Gender	75,466	388,336	463,802
Female	40,522	217,694	258,216
Male	34,786	170,024	204,810
Unknown	158	618	776



COVID-19: Polk County vaccine summary

Vaccination data through May 21, 2021 as of May 22, 2021 at 12:05 AM

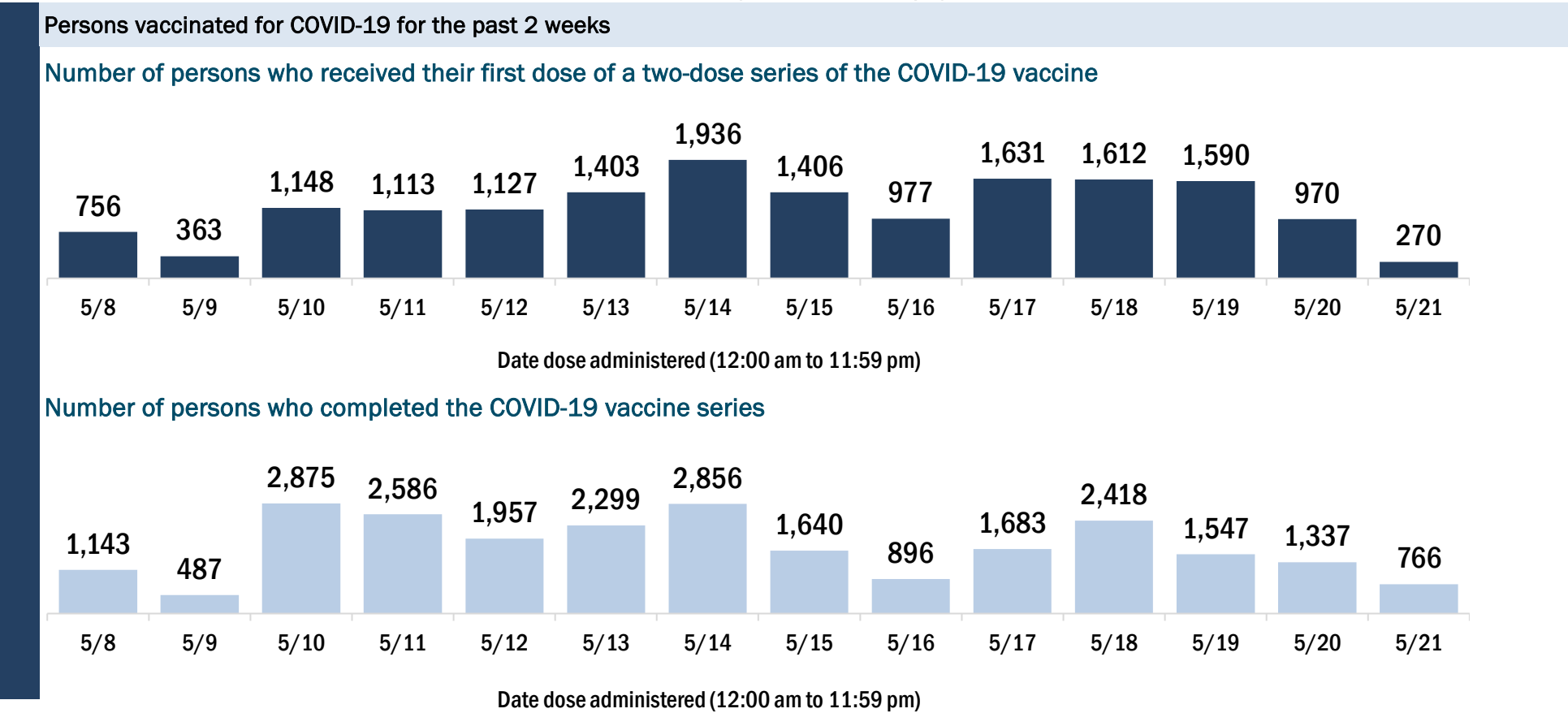
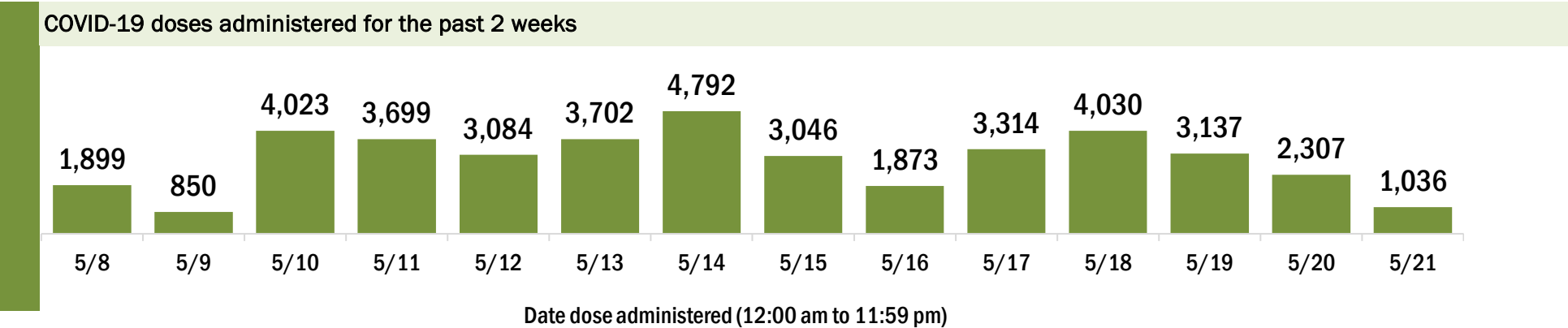
Data in this report are provisional and subject to change.

Data in this summary pertain to COVID-19 vaccines approved by the U.S. Food and Drug Administration and have been issued an Emergency Use Authorization (Janssen COVID-19 Vaccine, Moderna COVID-19 Vaccine and Pfizer-BioNTech COVID-19 Vaccine). These data summarize the number of people who have received either their first dose or have completed the series for a COVID-19 vaccine. **A person can only be counted in one category, first dose or series complete.** For persons receiving Moderna or Pfizer vaccines, once they receive their second dose, they are moved from the first dose column to the series completed column. **Because of this, the total first dose category may show a change from report to report not matching the total receiving their first dose from the previous day.** Persons receiving Johnson & Johnson vaccines will always be counted in the series completed column.

COVID-19 doses for vaccinated persons in Florida	
Doses administered	460,177
People receiving one dose of a 1-dose series (Johnson & Johnson) or receiving only one dose of a 2-dose series (Moderna, Pfizer) count once. Persons receiving both doses of a 2-dose series count twice.	

Current status of persons vaccinated for COVID-19 in Florida	
Total people vaccinated	268,486
First dose	61,660
Series completed	206,826
Completed 1-dose series	15,135
Completed 2-dose series	191,691
First dose: current number of people who have only received their first dose of the Moderna or Pfizer vaccine.	
Series complete: current number of people who have received both Moderna or Pfizer vaccine doses or one Johnson & Johnson dose and are considered fully immunized.	

Demographic summary	First dose	Series complete	Total people vaccinated
Age group	61,660	206,826	268,486
12-14 years	1,355	0	1,355
15-24 years	6,763	9,800	16,563
25-34 years	7,290	15,266	22,556
35-44 years	8,179	19,646	27,825
45-54 years	8,892	26,588	35,480
55-64 years	10,158	40,099	50,257
65-74 years	10,328	54,070	64,398
75-84 years	6,435	32,090	38,525
85+ years	2,260	9,267	11,527
Race	61,660	206,826	268,486
White	35,434	142,535	177,969
Black	5,641	14,826	20,467
American Indian/Alaskan	425	978	1,403
Other	8,342	19,494	27,836
Unknown	11,818	28,993	40,811
Other race includes Asian, native Hawaiian/Pacific Islander, or other.			
Ethnicity	61,660	206,826	268,486
Hispanic	12,783	26,555	39,338
Non-Hispanic	24,897	114,061	138,958
Unknown	23,980	66,210	90,190
Gender	61,660	206,826	268,486
Female	32,388	115,176	147,564
Male	29,150	91,547	120,697
Unknown	122	103	225



COVID-19: Putnam County vaccine summary

Vaccination data through May 21, 2021 as of May 22, 2021 at 12:05 AM

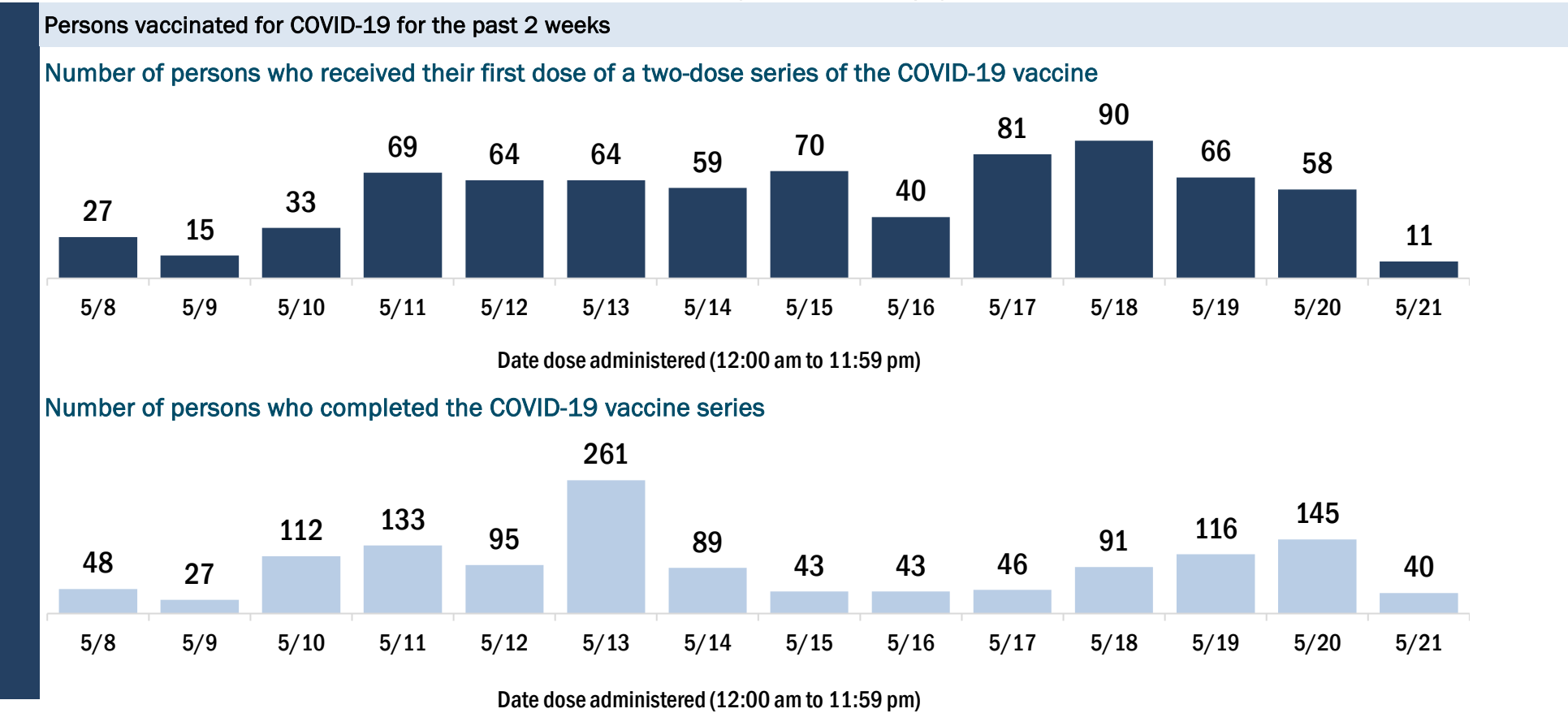
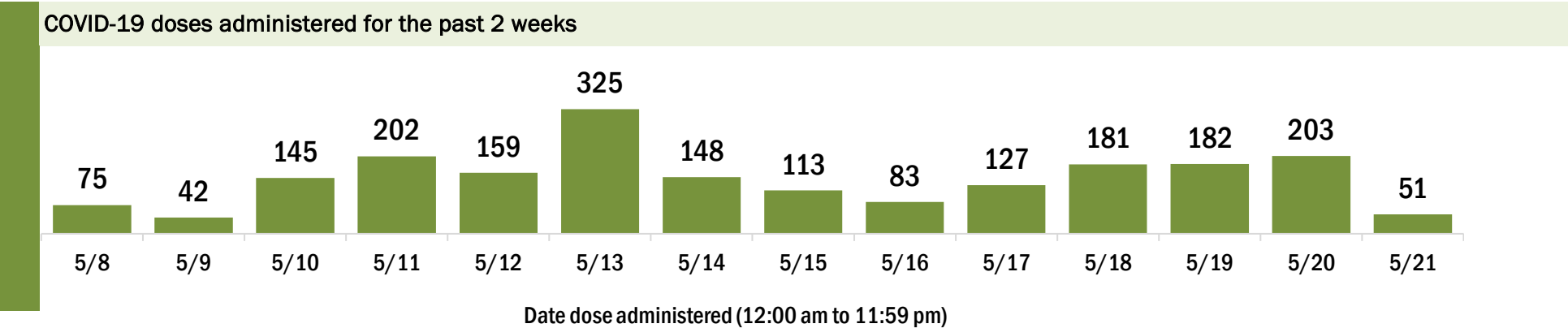
Data in this report are provisional and subject to change.

Data in this summary pertain to COVID-19 vaccines approved by the U.S. Food and Drug Administration and have been issued an Emergency Use Authorization (Janssen COVID-19 Vaccine, Moderna COVID-19 Vaccine and Pfizer-BioNTech COVID-19 Vaccine). These data summarize the number of people who have received either their first dose or have completed the series for a COVID-19 vaccine. **A person can only be counted in one category, first dose or series complete.** For persons receiving Moderna or Pfizer vaccines, once they receive their second dose, they are moved from the first dose column to the series completed column. **Because of this, the total first dose category may show a change from report to report not matching the total receiving their first dose from the previous day.** Persons receiving Johnson & Johnson vaccines will always be counted in the series completed column.

COVID-19 doses for vaccinated persons in Florida	
Doses administered	35,979
People receiving one dose of a 1-dose series (Johnson & Johnson) or receiving only one dose of a 2-dose series (Moderna, Pfizer) count once. Persons receiving both doses of a 2-dose series count twice.	

Current status of persons vaccinated for COVID-19 in Florida	
Total people vaccinated	21,094
First dose	4,923
Series completed	16,171
Completed 1-dose series	1,286
Completed 2-dose series	14,885
First dose: current number of people who have only received their first dose of the Moderna or Pfizer vaccine.	
Series complete: current number of people who have received both Moderna or Pfizer vaccine doses or one Johnson & Johnson dose and are considered fully immunized.	

Demographic summary	First dose	Series complete	Total people vaccinated
Age group	4,923	16,171	21,094
12-14 years	48	0	48
15-24 years	270	407	677
25-34 years	335	679	1,014
35-44 years	363	965	1,328
45-54 years	577	1,635	2,212
55-64 years	1,062	3,627	4,689
65-74 years	1,279	5,236	6,515
75-84 years	748	2,757	3,505
85+ years	241	865	1,106
Race	4,923	16,171	21,094
White	3,492	12,412	15,904
Black	541	1,897	2,438
American Indian/Alaskan	46	124	170
Other	488	962	1,450
Unknown	356	776	1,132
Other race includes Asian, native Hawaiian/Pacific Islander, or other.			
Ethnicity	4,923	16,171	21,094
Hispanic	375	755	1,130
Non-Hispanic	3,510	12,652	16,162
Unknown	1,038	2,764	3,802
Gender	4,923	16,171	21,094
Female	2,639	9,097	11,736
Male	2,267	7,065	9,332
Unknown	17	9	26



COVID-19: Santa Rosa County vaccine summary

Vaccination data through May 21, 2021 as of May 22, 2021 at 12:05 AM

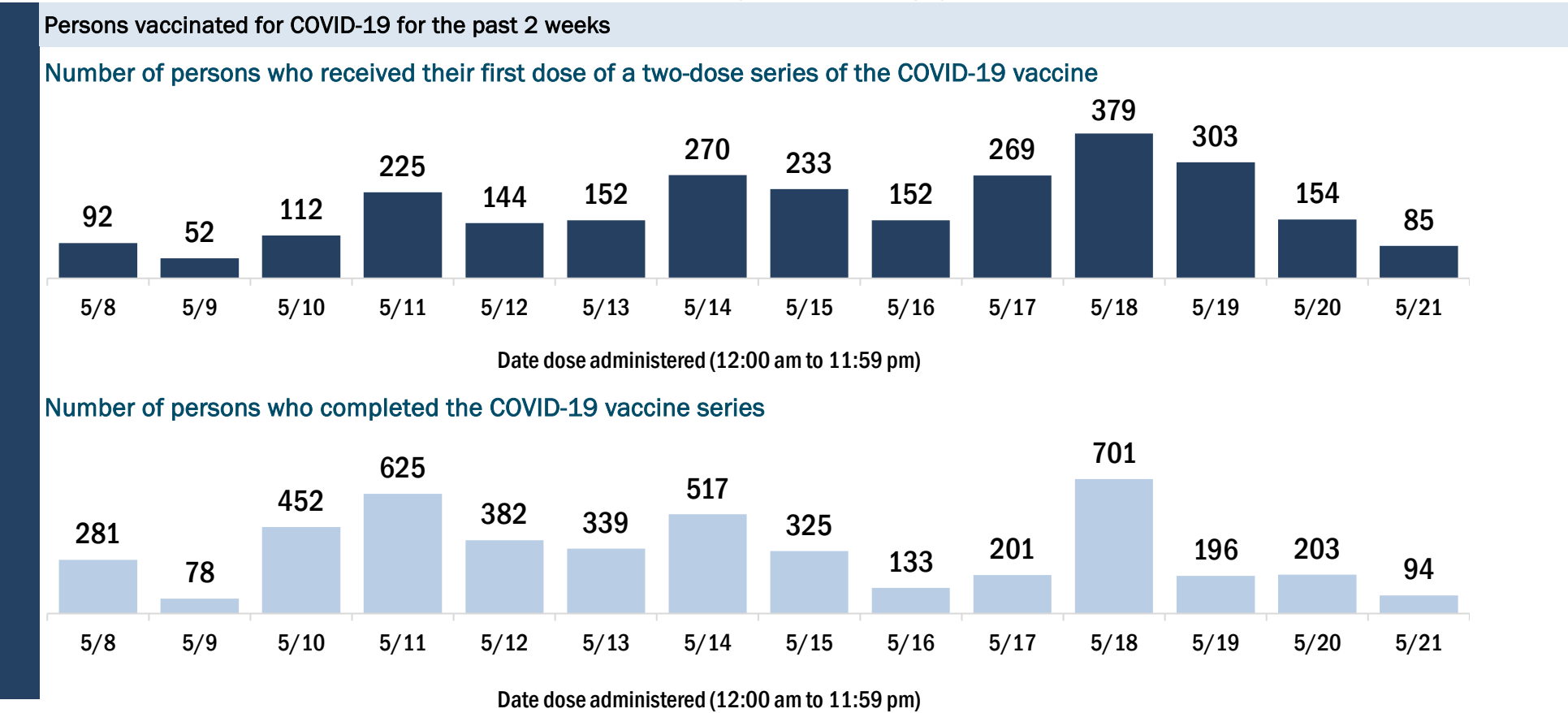
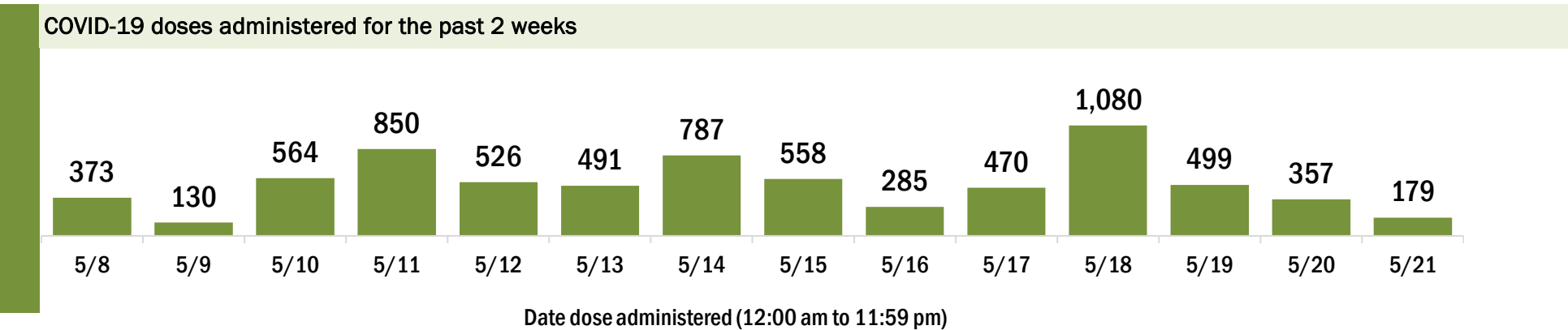
Data in this report are provisional and subject to change.

Data in this summary pertain to COVID-19 vaccines approved by the U.S. Food and Drug Administration and have been issued an Emergency Use Authorization (Janssen COVID-19 Vaccine, Moderna COVID-19 Vaccine and Pfizer-BioNTech COVID-19 Vaccine). These data summarize the number of people who have received either their first dose or have completed the series for a COVID-19 vaccine. **A person can only be counted in one category, first dose or series complete.** For persons receiving Moderna or Pfizer vaccines, once they receive their second dose, they are moved from the first dose column to the series completed column. **Because of this, the total first dose category may show a change from report to report not matching the total receiving their first dose from the previous day.** Persons receiving Johnson & Johnson vaccines will always be counted in the series completed column.

COVID-19 doses for vaccinated persons in Florida	
Doses administered	107,788
People receiving one dose of a 1-dose series (Johnson & Johnson) or receiving only one dose of a 2-dose series (Moderna, Pfizer) count once. Persons receiving both doses of a 2-dose series count twice.	

Current status of persons vaccinated for COVID-19 in Florida	
Total people vaccinated	61,374
First dose	11,645
Series completed	49,729
Completed 1-dose series	3,315
Completed 2-dose series	46,414
First dose: current number of people who have only received their first dose of the Moderna or Pfizer vaccine.	
Series complete: current number of people who have received both Moderna or Pfizer vaccine doses or one Johnson & Johnson dose and are considered fully immunized.	

Demographic summary	First dose	Series complete	Total people vaccinated
Age group	11,645	49,729	61,374
12-14 years	258	0	258
15-24 years	1,399	2,390	3,789
25-34 years	1,313	3,419	4,732
35-44 years	1,647	4,965	6,612
45-54 years	1,750	6,857	8,607
55-64 years	2,207	11,066	13,273
65-74 years	1,863	12,919	14,782
75-84 years	921	6,294	7,215
85+ years	287	1,819	2,106
Race	11,645	49,729	61,374
White	7,480	36,462	43,942
Black	624	1,942	2,566
American Indian/Alaskan	75	296	371
Other	905	3,494	4,399
Unknown	2,561	7,535	10,096
Other race includes Asian, native Hawaiian/Pacific Islander, or other.			
Ethnicity	11,645	49,729	61,374
Hispanic	587	1,694	2,281
Non-Hispanic	6,495	33,618	40,113
Unknown	4,563	14,417	18,980
Gender	11,645	49,729	61,374
Female	6,074	27,418	33,492
Male	5,560	22,294	27,854
Unknown	11	17	28



COVID-19: Sarasota County vaccine summary

Vaccination data through May 21, 2021 as of May 22, 2021 at 12:05 AM

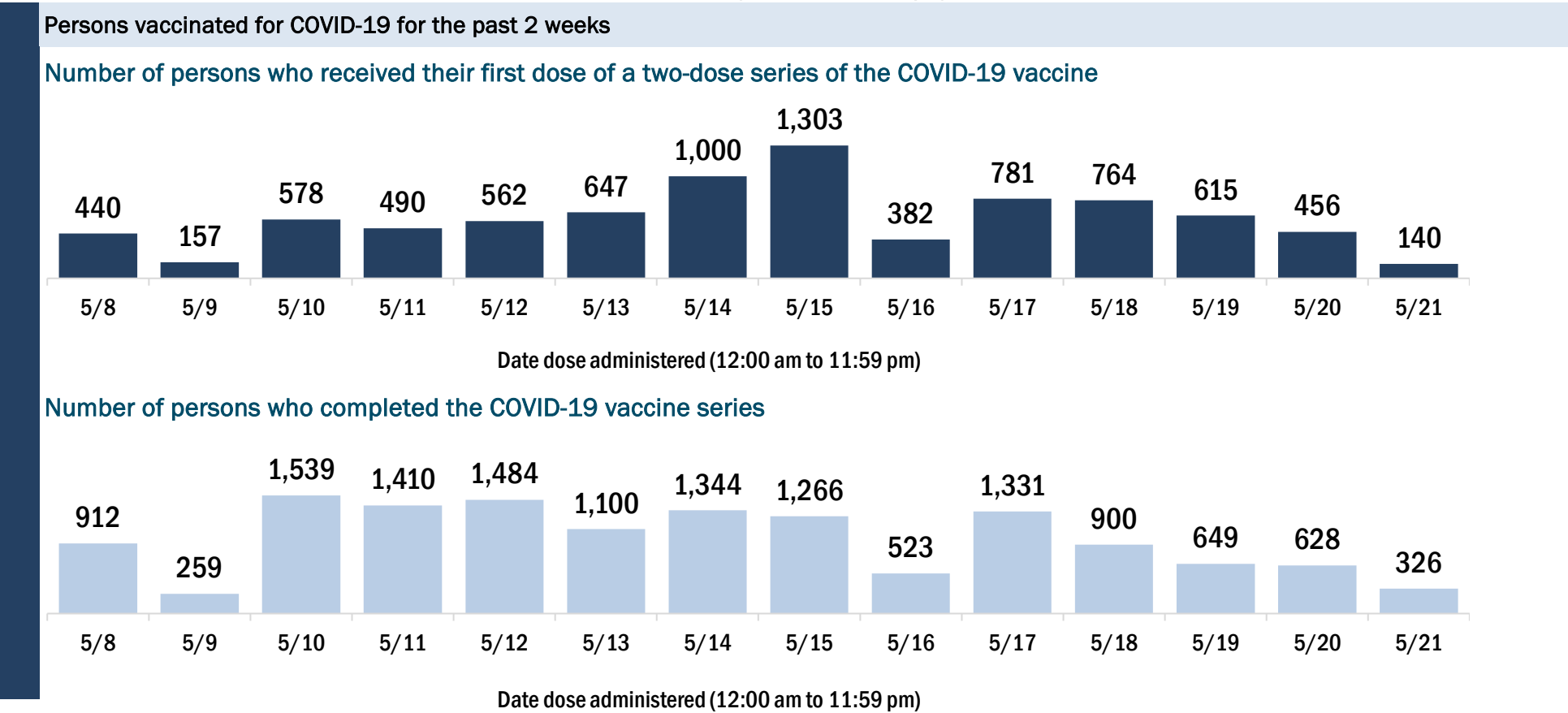
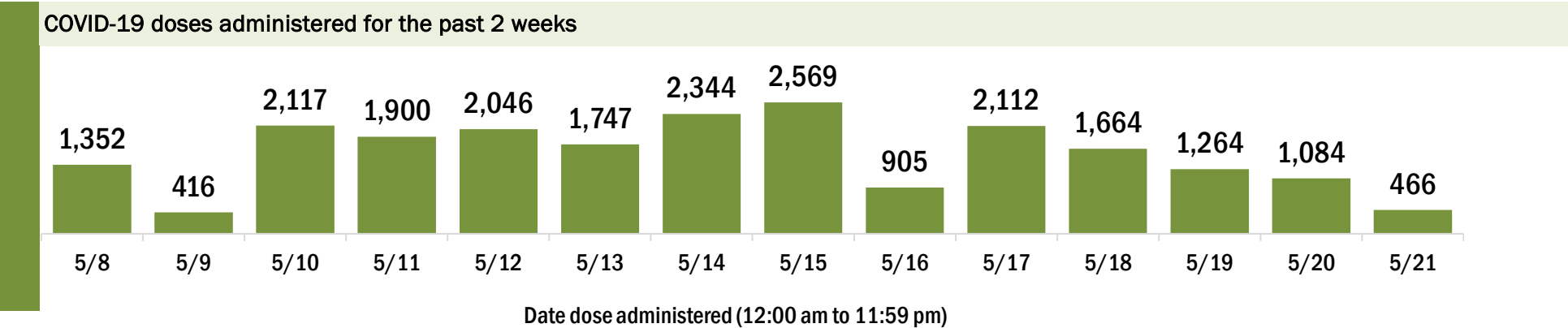
Data in this report are provisional and subject to change.

Data in this summary pertain to COVID-19 vaccines approved by the U.S. Food and Drug Administration and have been issued an Emergency Use Authorization (Janssen COVID-19 Vaccine, Moderna COVID-19 Vaccine and Pfizer-BioNTech COVID-19 Vaccine). These data summarize the number of people who have received either their first dose or have completed the series for a COVID-19 vaccine. **A person can only be counted in one category, first dose or series complete.** For persons receiving Moderna or Pfizer vaccines, once they receive their second dose, they are moved from the first dose column to the series completed column. **Because of this, the total first dose category may show a change from report to report not matching the total receiving their first dose from the previous day.** Persons receiving Johnson & Johnson vaccines will always be counted in the series completed column.

COVID-19 doses for vaccinated persons in Florida	
Doses administered	446,201
People receiving one dose of a 1-dose series (Johnson & Johnson) or receiving only one dose of a 2-dose series (Moderna, Pfizer) count once. Persons receiving both doses of a 2-dose series count twice.	

Current status of persons vaccinated for COVID-19 in Florida	
Total people vaccinated	253,784
First dose	49,671
Series completed	204,113
Completed 1-dose series	11,696
Completed 2-dose series	192,417
First dose: current number of people who have only received their first dose of the Moderna or Pfizer vaccine.	
Series complete: current number of people who have received both Moderna or Pfizer vaccine doses or one Johnson & Johnson dose and are considered fully immunized.	

Demographic summary	First dose	Series complete	Total people vaccinated
Age group	49,671	204,113	253,784
12-14 years	1,041	0	1,041
15-24 years	4,119	6,168	10,287
25-34 years	3,343	7,969	11,312
35-44 years	3,988	11,269	15,257
45-54 years	5,428	18,118	23,546
55-64 years	8,224	37,511	45,735
65-74 years	12,027	65,634	77,661
75-84 years	8,156	42,416	50,572
85+ years	3,345	15,028	18,373
Race	49,671	204,113	253,784
White	36,924	160,278	197,202
Black	1,231	3,109	4,340
American Indian/Alaskan	192	700	892
Other	3,571	14,115	17,686
Unknown	7,753	25,911	33,664
Other race includes Asian, native Hawaiian/Pacific Islander, or other.			
Ethnicity	49,671	204,113	253,784
Hispanic	3,959	8,869	12,828
Non-Hispanic	29,346	134,604	163,950
Unknown	16,366	60,640	77,006
Gender	49,671	204,113	253,784
Female	26,193	113,762	139,955
Male	23,363	90,224	113,587
Unknown	115	127	242



COVID-19: Seminole County vaccine summary

Vaccination data through May 21, 2021 as of May 22, 2021 at 12:05 AM

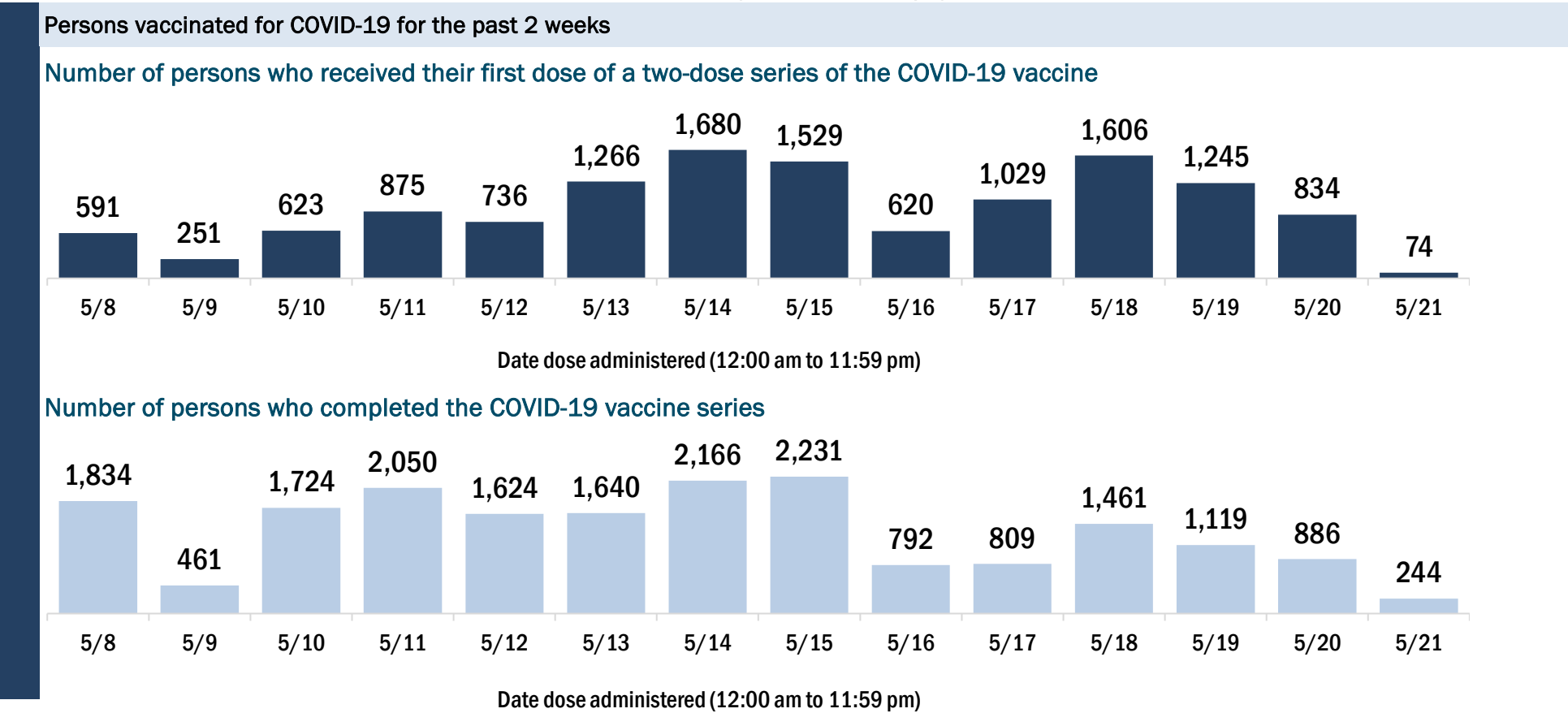
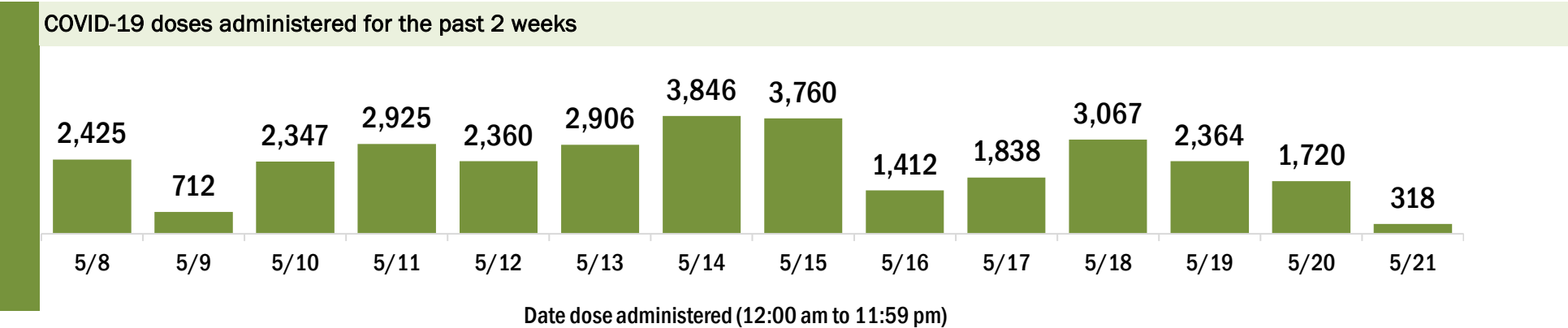
Data in this report are provisional and subject to change.

Data in this summary pertain to COVID-19 vaccines approved by the U.S. Food and Drug Administration and have been issued an Emergency Use Authorization (Janssen COVID-19 Vaccine, Moderna COVID-19 Vaccine and Pfizer-BioNTech COVID-19 Vaccine). These data summarize the number of people who have received either their first dose or have completed the series for a COVID-19 vaccine. **A person can only be counted in one category, first dose or series complete.** For persons receiving Moderna or Pfizer vaccines, once they receive their second dose, they are moved from the first dose column to the series completed column. **Because of this, the total first dose category may show a change from report to report not matching the total receiving their first dose from the previous day.** Persons receiving Johnson & Johnson vaccines will always be counted in the series completed column.

COVID-19 doses for vaccinated persons in Florida	
Doses administered	381,144
People receiving one dose of a 1-dose series (Johnson & Johnson) or receiving only one dose of a 2-dose series (Moderna, Pfizer) count once. Persons receiving both doses of a 2-dose series count twice.	

Current status of persons vaccinated for COVID-19 in Florida	
Total people vaccinated	215,435
First dose	35,691
Series completed	179,744
Completed 1-dose series	14,035
Completed 2-dose series	165,709
First dose: current number of people who have only received their first dose of the Moderna or Pfizer vaccine.	
Series complete: current number of people who have received both Moderna or Pfizer vaccine doses or one Johnson & Johnson dose and are considered fully immunized.	

Demographic summary	First dose	Series complete	Total people vaccinated
Age group	35,691	179,744	215,435
12-14 years	2,448	0	2,448
15-24 years	6,127	15,269	21,396
25-34 years	5,832	19,450	25,282
35-44 years	5,911	25,671	31,582
45-54 years	5,274	29,319	34,593
55-64 years	4,905	34,839	39,744
65-74 years	2,952	33,084	36,036
75-84 years	1,525	16,004	17,529
85+ years	717	6,108	6,825
Race	35,691	179,744	215,435
White	20,228	125,023	145,251
Black	3,082	11,827	14,909
American Indian/Alaskan	191	724	915
Other	6,090	26,231	32,321
Unknown	6,100	15,939	22,039
Other race includes Asian, native Hawaiian/Pacific Islander, or other.			
Ethnicity	35,691	179,744	215,435
Hispanic	6,481	24,080	30,561
Non-Hispanic	15,862	112,774	128,636
Unknown	13,348	42,890	56,238
Gender	35,691	179,744	215,435
Female	18,862	99,684	118,546
Male	16,734	79,915	96,649
Unknown	95	145	240



COVID-19: St. Johns County vaccine summary

Vaccination data through May 21, 2021 as of May 22, 2021 at 12:05 AM

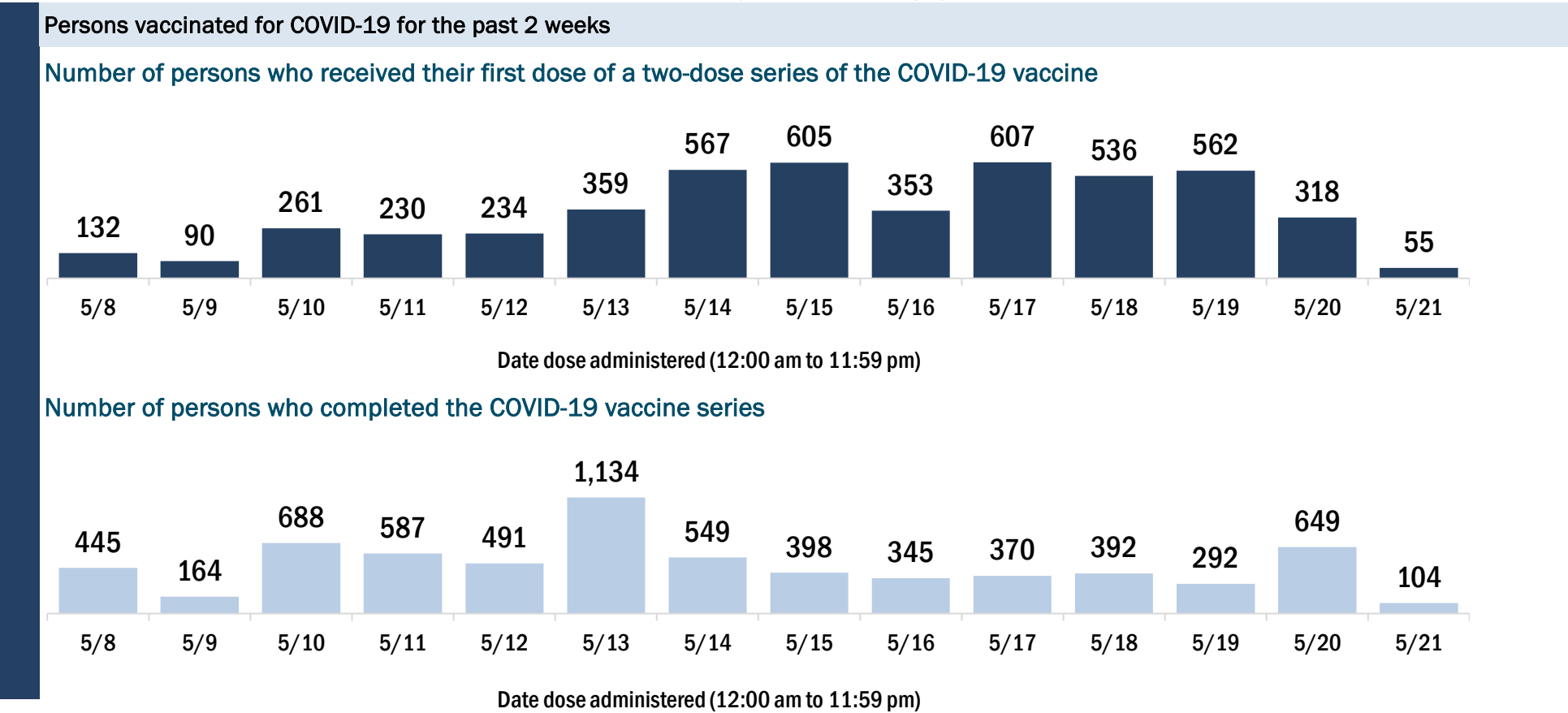
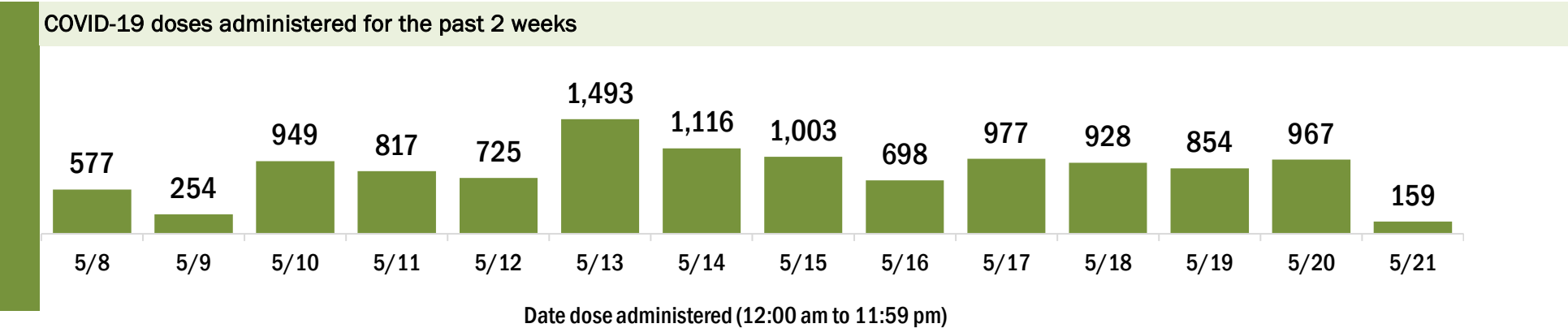
Data in this report are provisional and subject to change.

Data in this summary pertain to COVID-19 vaccines approved by the U.S. Food and Drug Administration and have been issued an Emergency Use Authorization (Janssen COVID-19 Vaccine, Moderna COVID-19 Vaccine and Pfizer-BioNTech COVID-19 Vaccine). These data summarize the number of people who have received either their first dose or have completed the series for a COVID-19 vaccine. **A person can only be counted in one category, first dose or series complete.** For persons receiving Moderna or Pfizer vaccines, once they receive their second dose, they are moved from the first dose column to the series completed column. **Because of this, the total first dose category may show a change from report to report not matching the total receiving their first dose from the previous day.** Persons receiving Johnson & Johnson vaccines will always be counted in the series completed column.

COVID-19 doses for vaccinated persons in Florida	
Doses administered	245,250
People receiving one dose of a 1-dose series (Johnson & Johnson) or receiving only one dose of a 2-dose series (Moderna, Pfizer) count once. Persons receiving both doses of a 2-dose series count twice.	

Current status of persons vaccinated for COVID-19 in Florida	
Total people vaccinated	134,331
First dose	16,573
Series completed	117,758
Completed 1-dose series	6,839
Completed 2-dose series	110,919
First dose: current number of people who have only received their first dose of the Moderna or Pfizer vaccine.	
Series complete: current number of people who have received both Moderna or Pfizer vaccine doses or one Johnson & Johnson dose and are considered fully immunized.	

Demographic summary	First dose	Series complete	Total people vaccinated
Age group	16,573	117,758	134,331
12-14 years	1,113	0	1,113
15-24 years	2,923	7,284	10,207
25-34 years	1,748	7,367	9,115
35-44 years	2,441	14,985	17,426
45-54 years	2,501	17,940	20,441
55-64 years	2,388	23,551	25,939
65-74 years	1,987	28,585	30,572
75-84 years	1,034	13,924	14,958
85+ years	438	4,122	4,560
Race	16,573	117,758	134,331
White	10,474	87,303	97,777
Black	624	3,621	4,245
American Indian/Alaskan	52	341	393
Other	1,898	11,487	13,385
Unknown	3,525	15,006	18,531
Other race includes Asian, native Hawaiian/Pacific Islander, or other.			
Ethnicity	16,573	117,758	134,331
Hispanic	1,039	5,273	6,312
Non-Hispanic	8,673	77,868	86,541
Unknown	6,861	34,617	41,478
Gender	16,573	117,758	134,331
Female	8,664	64,635	73,299
Male	7,889	53,095	60,984
Unknown	20	28	48



COVID-19: St. Lucie County vaccine summary

Vaccination data through May 21, 2021 as of May 22, 2021 at 12:05 AM

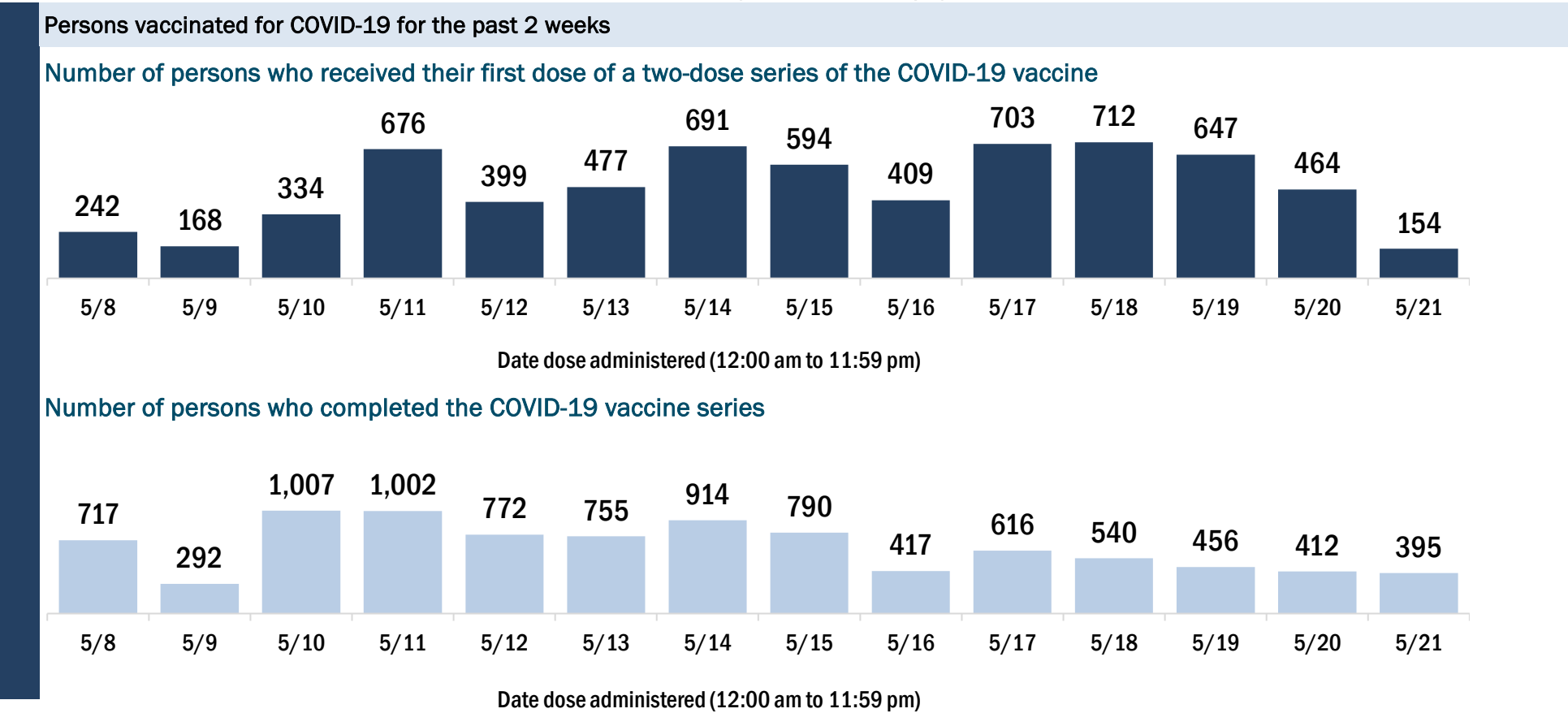
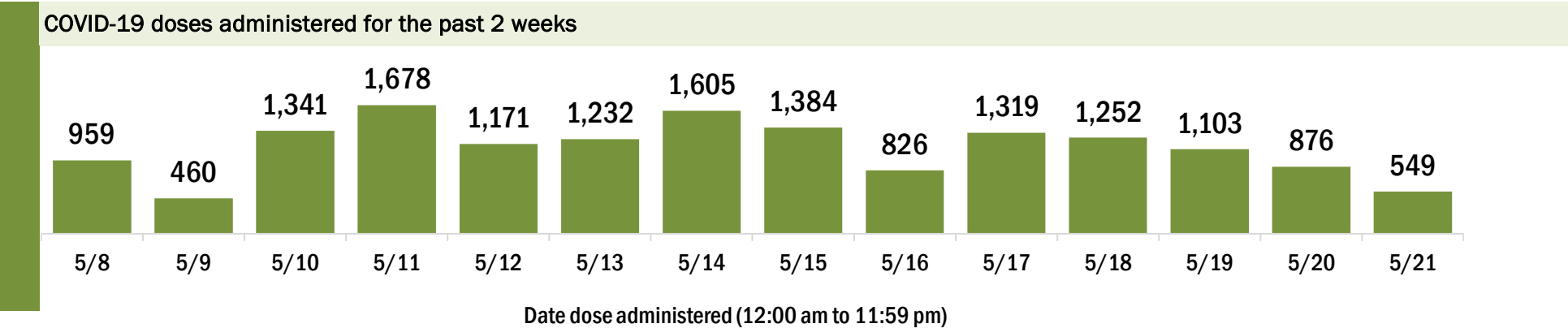
Data in this report are provisional and subject to change.

Data in this summary pertain to COVID-19 vaccines approved by the U.S. Food and Drug Administration and have been issued an Emergency Use Authorization (Janssen COVID-19 Vaccine, Moderna COVID-19 Vaccine and Pfizer-BioNTech COVID-19 Vaccine). These data summarize the number of people who have received either their first dose or have completed the series for a COVID-19 vaccine. **A person can only be counted in one category, first dose or series complete.** For persons receiving Moderna or Pfizer vaccines, once they receive their second dose, they are moved from the first dose column to the series completed column. **Because of this, the total first dose category may show a change from report to report not matching the total receiving their first dose from the previous day.** Persons receiving Johnson & Johnson vaccines will always be counted in the series completed column.

COVID-19 doses for vaccinated persons in Florida	
Doses administered	242,079
People receiving one dose of a 1-dose series (Johnson & Johnson) or receiving only one dose of a 2-dose series (Moderna, Pfizer) count once. Persons receiving both doses of a 2-dose series count twice.	

Current status of persons vaccinated for COVID-19 in Florida	
Total people vaccinated	138,940
First dose	30,591
Series completed	108,349
Completed 1-dose series	5,210
Completed 2-dose series	103,139
First dose: current number of people who have only received their first dose of the Moderna or Pfizer vaccine.	
Series complete: current number of people who have received both Moderna or Pfizer vaccine doses or one Johnson & Johnson dose and are considered fully immunized.	

Demographic summary	First dose	Series complete	Total people vaccinated
Age group	30,591	108,349	138,940
12-14 years	520	0	520
15-24 years	2,781	4,183	6,964
25-34 years	2,571	5,582	8,153
35-44 years	3,272	8,282	11,554
45-54 years	4,321	12,768	17,089
55-64 years	6,113	22,355	28,468
65-74 years	6,057	31,643	37,700
75-84 years	3,665	18,129	21,794
85+ years	1,291	5,407	6,698
Race	30,591	108,349	138,940
White	18,038	69,720	87,758
Black	3,459	10,000	13,459
American Indian/Alaskan	184	476	660
Other	3,193	10,242	13,435
Unknown	5,717	17,911	23,628
Other race includes Asian, native Hawaiian/Pacific Islander, or other.			
Ethnicity	30,591	108,349	138,940
Hispanic	4,445	11,694	16,139
Non-Hispanic	13,596	58,894	72,490
Unknown	12,550	37,761	50,311
Gender	30,591	108,349	138,940
Female	16,261	60,441	76,702
Male	14,231	47,835	62,066
Unknown	99	73	172



COVID-19: Sumter County vaccine summary

Vaccination data through May 21, 2021 as of May 22, 2021 at 12:05 AM

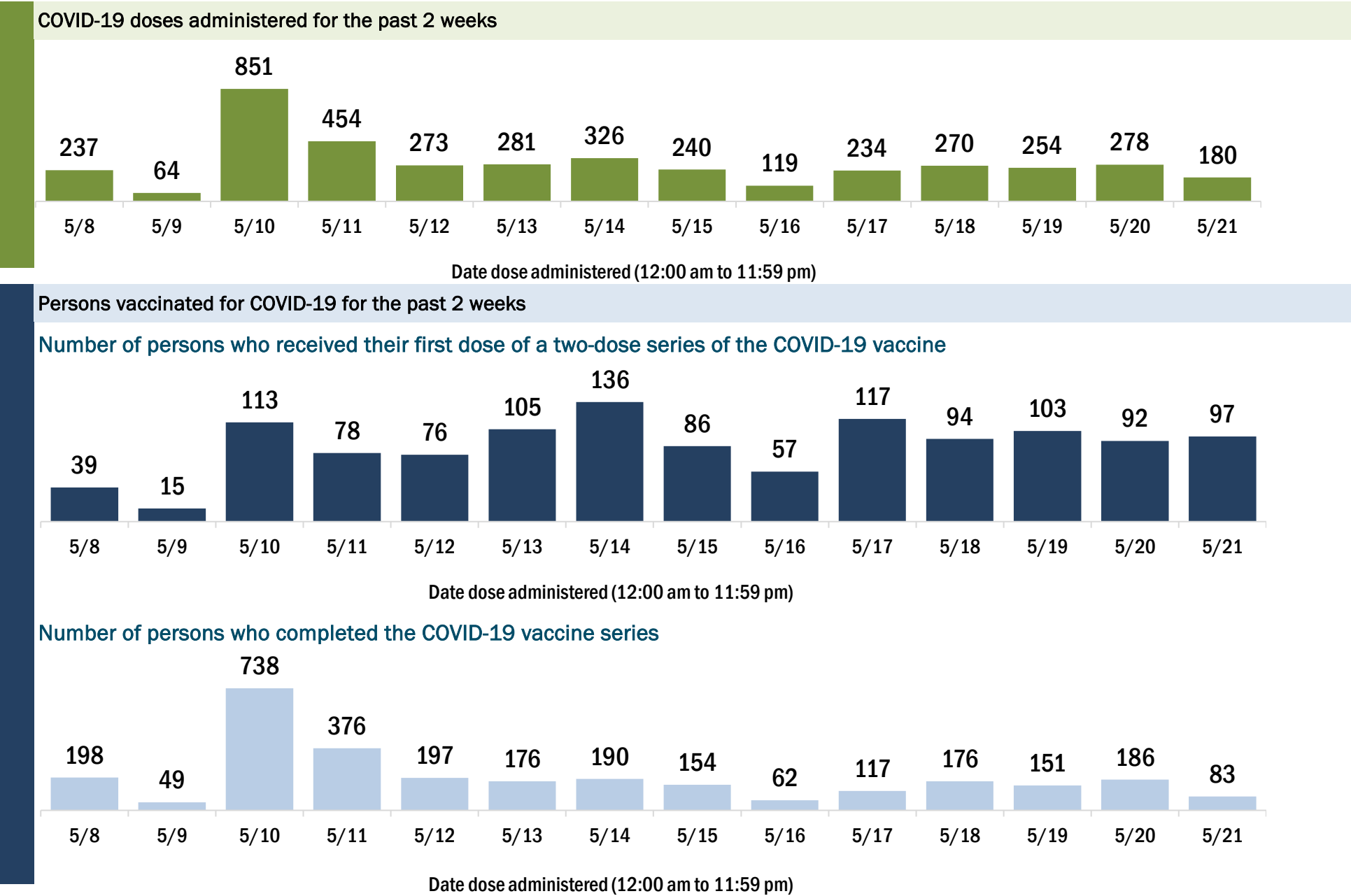
Data in this report are provisional and subject to change.

Data in this summary pertain to COVID-19 vaccines approved by the U.S. Food and Drug Administration and have been issued an Emergency Use Authorization (Janssen COVID-19 Vaccine, Moderna COVID-19 Vaccine and Pfizer-BioNTech COVID-19 Vaccine). These data summarize the number of people who have received either their first dose or have completed the series for a COVID-19 vaccine. **A person can only be counted in one category, first dose or series complete.** For persons receiving Moderna or Pfizer vaccines, once they receive their second dose, they are moved from the first dose column to the series completed column. **Because of this, the total first dose category may show a change from report to report not matching the total receiving their first dose from the previous day.** Persons receiving Johnson & Johnson vaccines will always be counted in the series completed column.

COVID-19 doses for vaccinated persons in Florida	
Doses administered	158,117
People receiving one dose of a 1-dose series (Johnson & Johnson) or receiving only one dose of a 2-dose series (Moderna, Pfizer) count once. Persons receiving both doses of a 2-dose series count twice.	

Current status of persons vaccinated for COVID-19 in Florida	
Total people vaccinated	86,373
First dose	9,944
Series completed	76,429
Completed 1-dose series	4,685
Completed 2-dose series	71,744
First dose: current number of people who have only received their first dose of the Moderna or Pfizer vaccine.	
Series complete: current number of people who have received both Moderna or Pfizer vaccine doses or one Johnson & Johnson dose and are considered fully immunized.	

Demographic summary	First dose	Series complete	Total people vaccinated
Age group	9,944	76,429	86,373
12-14 years	78	0	78
15-24 years	306	434	740
25-34 years	337	786	1,123
35-44 years	509	1,147	1,656
45-54 years	681	2,283	2,964
55-64 years	1,891	9,339	11,230
65-74 years	3,037	34,298	37,335
75-84 years	2,431	23,758	26,189
85+ years	674	4,384	5,058
Race	9,944	76,429	86,373
White	7,587	64,160	71,747
Black	282	1,223	1,505
American Indian/Alaskan	37	190	227
Other	672	3,199	3,871
Unknown	1,366	7,657	9,023
Other race includes Asian, native Hawaiian/Pacific Islander, or other.			
Ethnicity	9,944	76,429	86,373
Hispanic	372	1,532	1,904
Non-Hispanic	6,189	52,055	58,244
Unknown	3,383	22,842	26,225
Gender	9,944	76,429	86,373
Female	5,450	42,220	47,670
Male	4,473	34,190	38,663
Unknown	21	19	40



COVID-19: Suwannee County vaccine summary

Vaccination data through May 21, 2021 as of May 22, 2021 at 12:05 AM

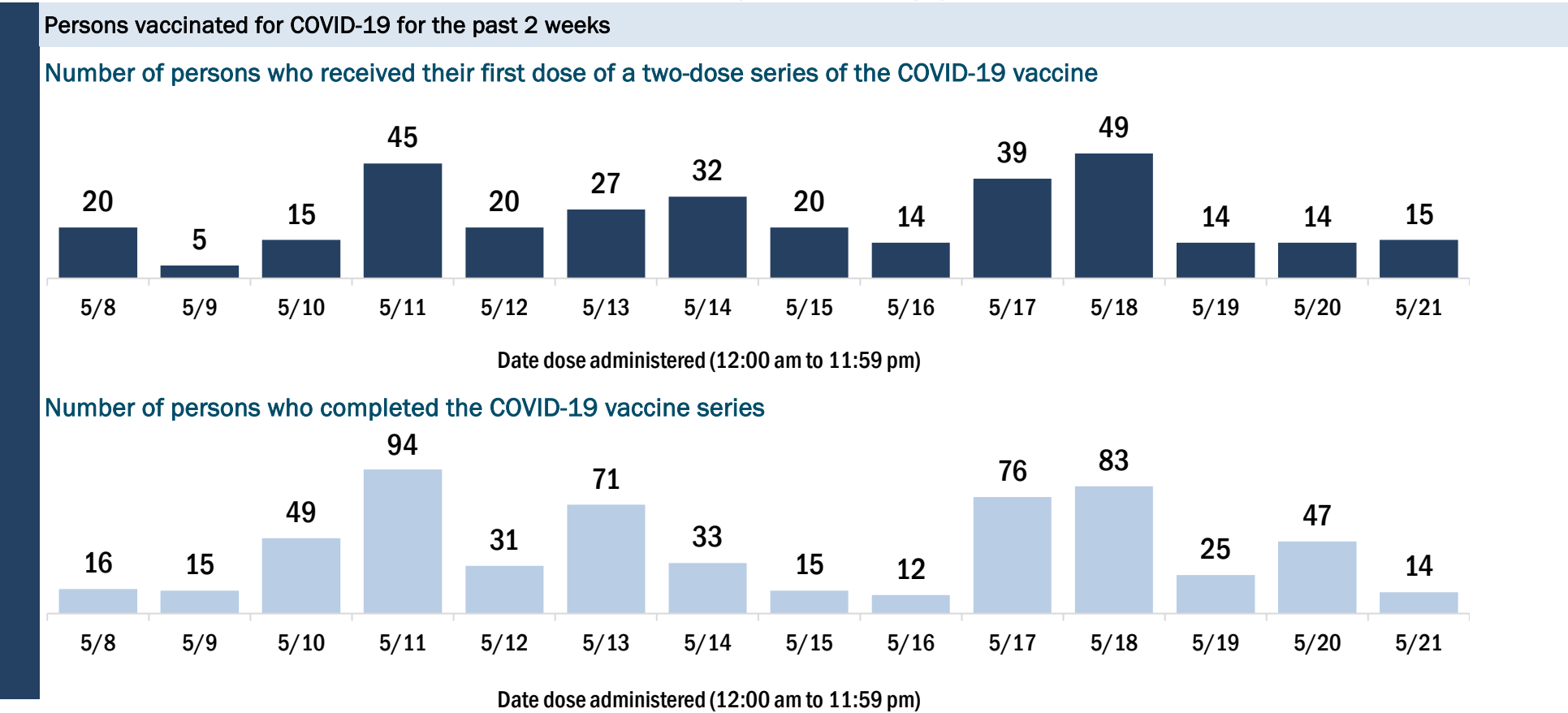
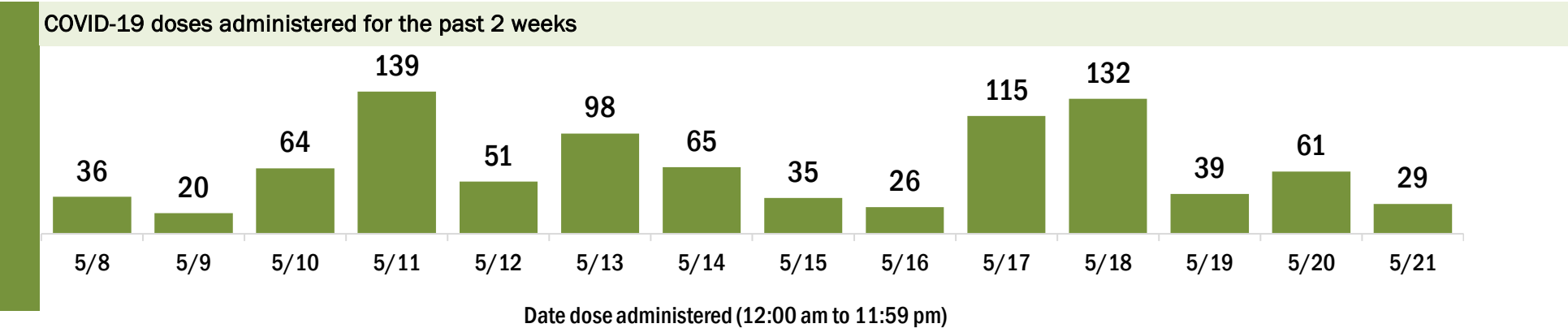
Data in this report are provisional and subject to change.

Data in this summary pertain to COVID-19 vaccines approved by the U.S. Food and Drug Administration and have been issued an Emergency Use Authorization (Janssen COVID-19 Vaccine, Moderna COVID-19 Vaccine and Pfizer-BioNTech COVID-19 Vaccine). These data summarize the number of people who have received either their first dose or have completed the series for a COVID-19 vaccine. **A person can only be counted in one category, first dose or series complete.** For persons receiving Moderna or Pfizer vaccines, once they receive their second dose, they are moved from the first dose column to the series completed column. **Because of this, the total first dose category may show a change from report to report not matching the total receiving their first dose from the previous day.** Persons receiving Johnson & Johnson vaccines will always be counted in the series completed column.

COVID-19 doses for vaccinated persons in Florida	
Doses administered	18,871
People receiving one dose of a 1-dose series (Johnson & Johnson) or receiving only one dose of a 2-dose series (Moderna, Pfizer) count once. Persons receiving both doses of a 2-dose series count twice.	

Current status of persons vaccinated for COVID-19 in Florida	
Total people vaccinated	10,671
First dose	1,757
Series completed	8,914
Completed 1-dose series	714
Completed 2-dose series	8,200
First dose: current number of people who have only received their first dose of the Moderna or Pfizer vaccine.	
Series complete: current number of people who have received both Moderna or Pfizer vaccine doses or one Johnson & Johnson dose and are considered fully immunized.	

Demographic summary	First dose	Series complete	Total people vaccinated
Age group	1,757	8,914	10,671
12-14 years	16	0	16
15-24 years	162	254	416
25-34 years	173	343	516
35-44 years	243	515	758
45-54 years	284	840	1,124
55-64 years	440	1,931	2,371
65-74 years	240	2,744	2,984
75-84 years	142	1,707	1,849
85+ years	57	580	637
Race	1,757	8,914	10,671
White	1,116	6,330	7,446
Black	272	804	1,076
American Indian/Alaskan	9	17	26
Other	165	588	753
Unknown	195	1,175	1,370
Other race includes Asian, native Hawaiian/Pacific Islander, or other.			
Ethnicity	1,757	8,914	10,671
Hispanic	185	435	620
Non-Hispanic	1,061	5,558	6,619
Unknown	511	2,921	3,432
Gender	1,757	8,914	10,671
Female	744	5,087	5,831
Male	1,013	3,827	4,840
Unknown	0	0	0



COVID-19: Taylor County vaccine summary

Vaccination data through May 21, 2021 as of May 22, 2021 at 12:05 AM

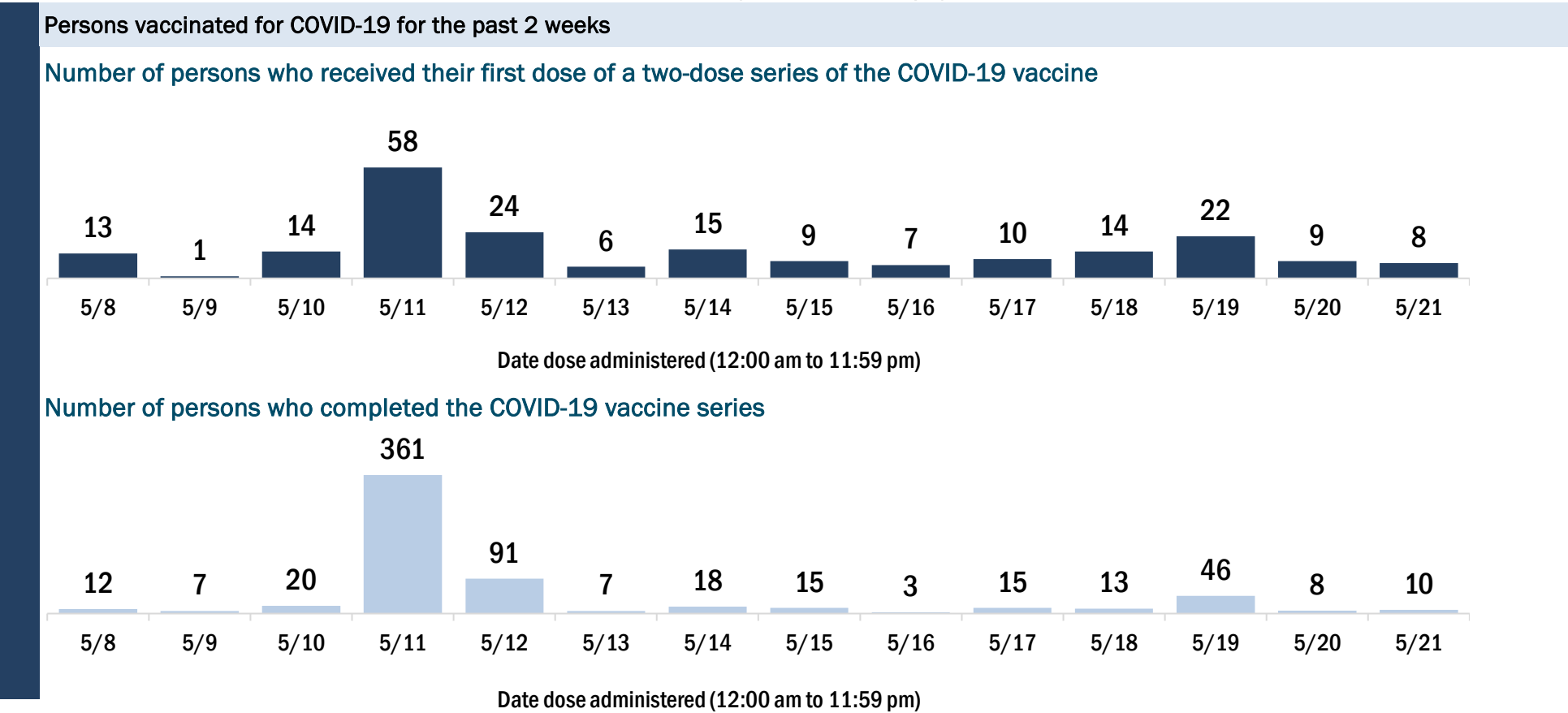
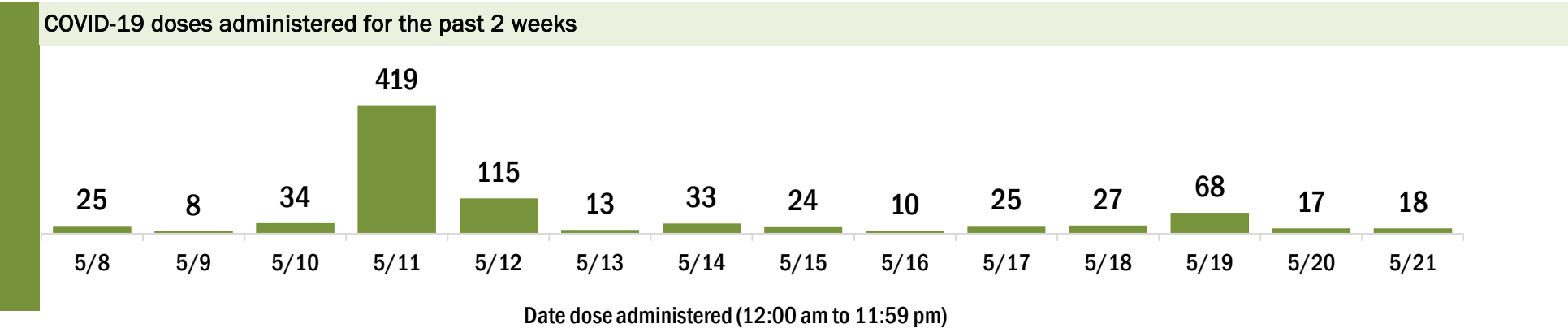
Data in this report are provisional and subject to change.

Data in this summary pertain to COVID-19 vaccines approved by the U.S. Food and Drug Administration and have been issued an Emergency Use Authorization (Janssen COVID-19 Vaccine, Moderna COVID-19 Vaccine and Pfizer-BioNTech COVID-19 Vaccine). These data summarize the number of people who have received either their first dose or have completed the series for a COVID-19 vaccine. **A person can only be counted in one category, first dose or series complete.** For persons receiving Moderna or Pfizer vaccines, once they receive their second dose, they are moved from the first dose column to the series completed column. **Because of this, the total first dose category may show a change from report to report not matching the total receiving their first dose from the previous day.** Persons receiving Johnson & Johnson vaccines will always be counted in the series completed column.

COVID-19 doses for vaccinated persons in Florida	
Doses administered	10,595
People receiving one dose of a 1-dose series (Johnson & Johnson) or receiving only one dose of a 2-dose series (Moderna, Pfizer) count once. Persons receiving both doses of a 2-dose series count twice.	

Current status of persons vaccinated for COVID-19 in Florida	
Total people vaccinated	6,103
First dose	1,240
Series completed	4,863
Completed 1-dose series	371
Completed 2-dose series	4,492
First dose: current number of people who have only received their first dose of the Moderna or Pfizer vaccine.	
Series complete: current number of people who have received both Moderna or Pfizer vaccine doses or one Johnson & Johnson dose and are considered fully immunized.	

Demographic summary	First dose	Series complete	Total people vaccinated
Age group	1,240	4,863	6,103
12-14 years	7	0	7
15-24 years	61	90	151
25-34 years	91	220	311
35-44 years	105	345	450
45-54 years	166	535	701
55-64 years	282	1,118	1,400
65-74 years	310	1,503	1,813
75-84 years	163	829	992
85+ years	55	223	278
Race	1,240	4,863	6,103
White	858	3,563	4,421
Black	186	704	890
American Indian/Alaskan	8	35	43
Other	65	313	378
Unknown	123	248	371
Other race includes Asian, native Hawaiian/Pacific Islander, or other.			
Ethnicity	1,240	4,863	6,103
Hispanic	22	98	120
Non-Hispanic	745	3,109	3,854
Unknown	473	1,656	2,129
Gender	1,240	4,863	6,103
Female	595	2,489	3,084
Male	644	2,373	3,017
Unknown	1	1	2



COVID-19: Union County vaccine summary

Vaccination data through May 21, 2021 as of May 22, 2021 at 12:05 AM

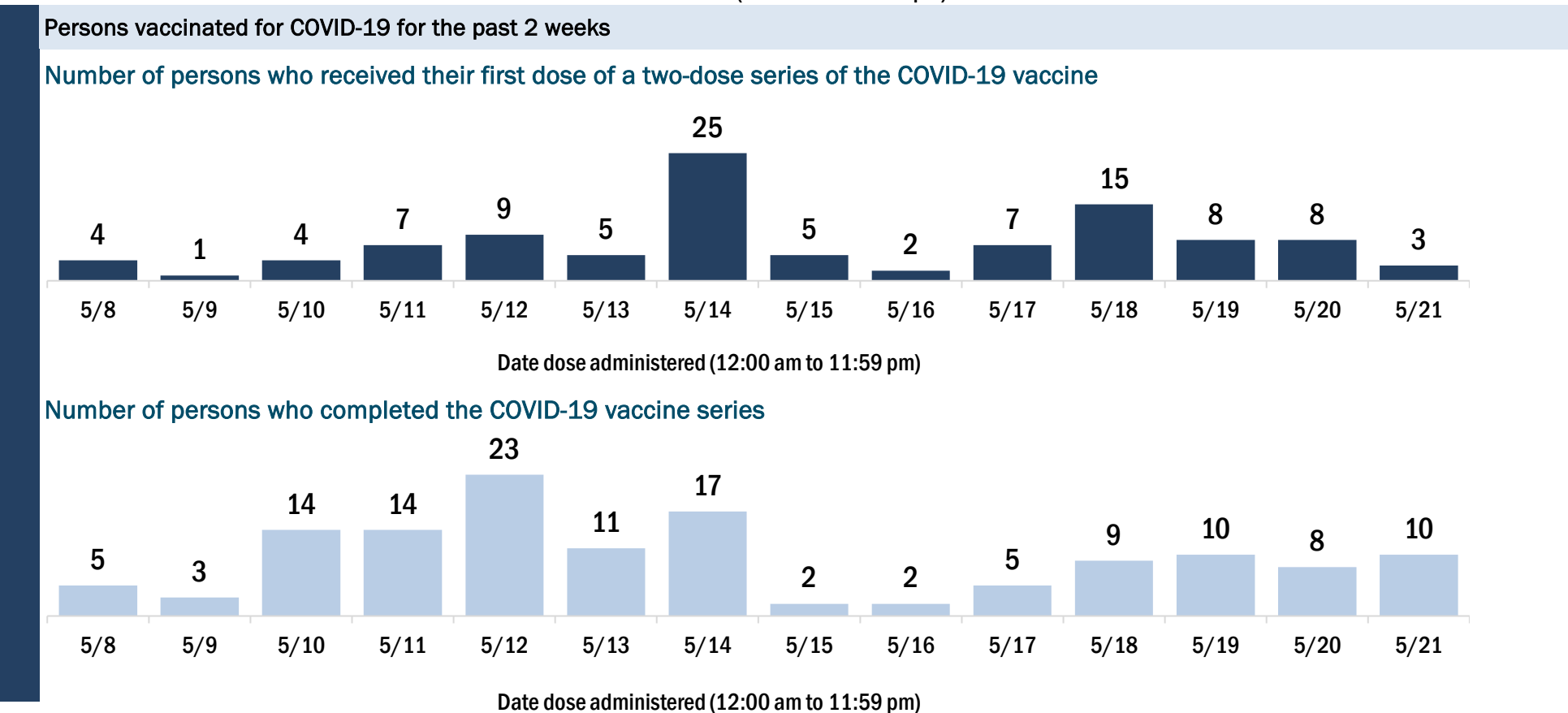
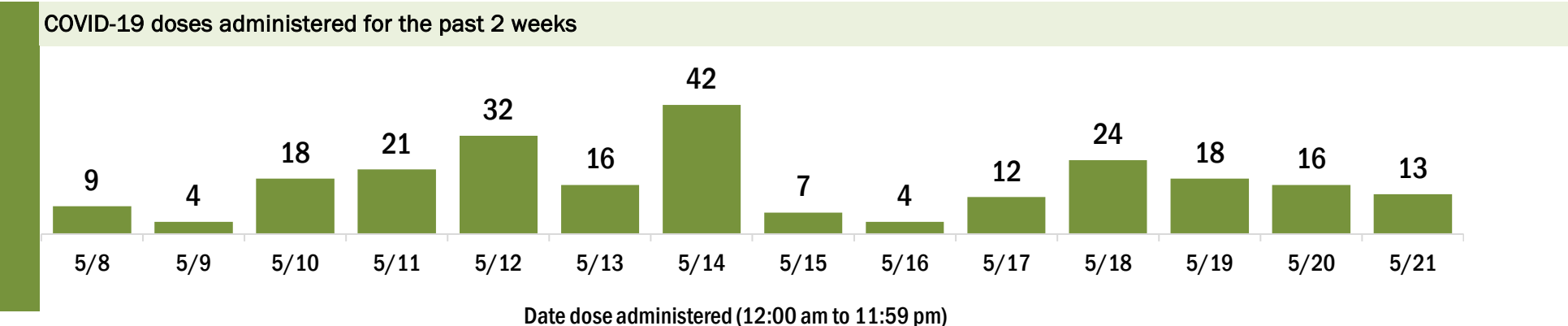
Data in this report are provisional and subject to change.

Data in this summary pertain to COVID-19 vaccines approved by the U.S. Food and Drug Administration and have been issued an Emergency Use Authorization (Janssen COVID-19 Vaccine, Moderna COVID-19 Vaccine and Pfizer-BioNTech COVID-19 Vaccine). These data summarize the number of people who have received either their first dose or have completed the series for a COVID-19 vaccine. **A person can only be counted in one category, first dose or series complete.** For persons receiving Moderna or Pfizer vaccines, once they receive their second dose, they are moved from the first dose column to the series completed column. **Because of this, the total first dose category may show a change from report to report not matching the total receiving their first dose from the previous day.** Persons receiving Johnson & Johnson vaccines will always be counted in the series completed column.

COVID-19 doses for vaccinated persons in Florida	
Doses administered	5,999
People receiving one dose of a 1-dose series (Johnson & Johnson) or receiving only one dose of a 2-dose series (Moderna, Pfizer) count once. Persons receiving both doses of a 2-dose series count twice.	

Current status of persons vaccinated for COVID-19 in Florida	
Total people vaccinated	3,415
First dose	705
Series completed	2,710
Completed 1-dose series	126
Completed 2-dose series	2,584
First dose: current number of people who have only received their first dose of the Moderna or Pfizer vaccine.	
Series complete: current number of people who have received both Moderna or Pfizer vaccine doses or one Johnson & Johnson dose and are considered fully immunized.	

Demographic summary	First dose	Series complete	Total people vaccinated
Age group	705	2,710	3,415
12-14 years	2	0	2
15-24 years	56	85	141
25-34 years	60	174	234
35-44 years	127	256	383
45-54 years	139	383	522
55-64 years	172	640	812
65-74 years	97	703	800
75-84 years	45	367	412
85+ years	7	102	109
Race	705	2,710	3,415
White	450	2,045	2,495
Black	175	437	612
American Indian/Alaskan	5	17	22
Other	54	161	215
Unknown	21	50	71
Other race includes Asian, native Hawaiian/Pacific Islander, or other.			
Ethnicity	705	2,710	3,415
Hispanic	44	93	137
Non-Hispanic	561	2,394	2,955
Unknown	100	223	323
Gender	705	2,710	3,415
Female	157	1,212	1,369
Male	543	1,498	2,041
Unknown	5	0	5



COVID-19: Volusia County vaccine summary

Vaccination data through May 21, 2021 as of May 22, 2021 at 12:05 AM

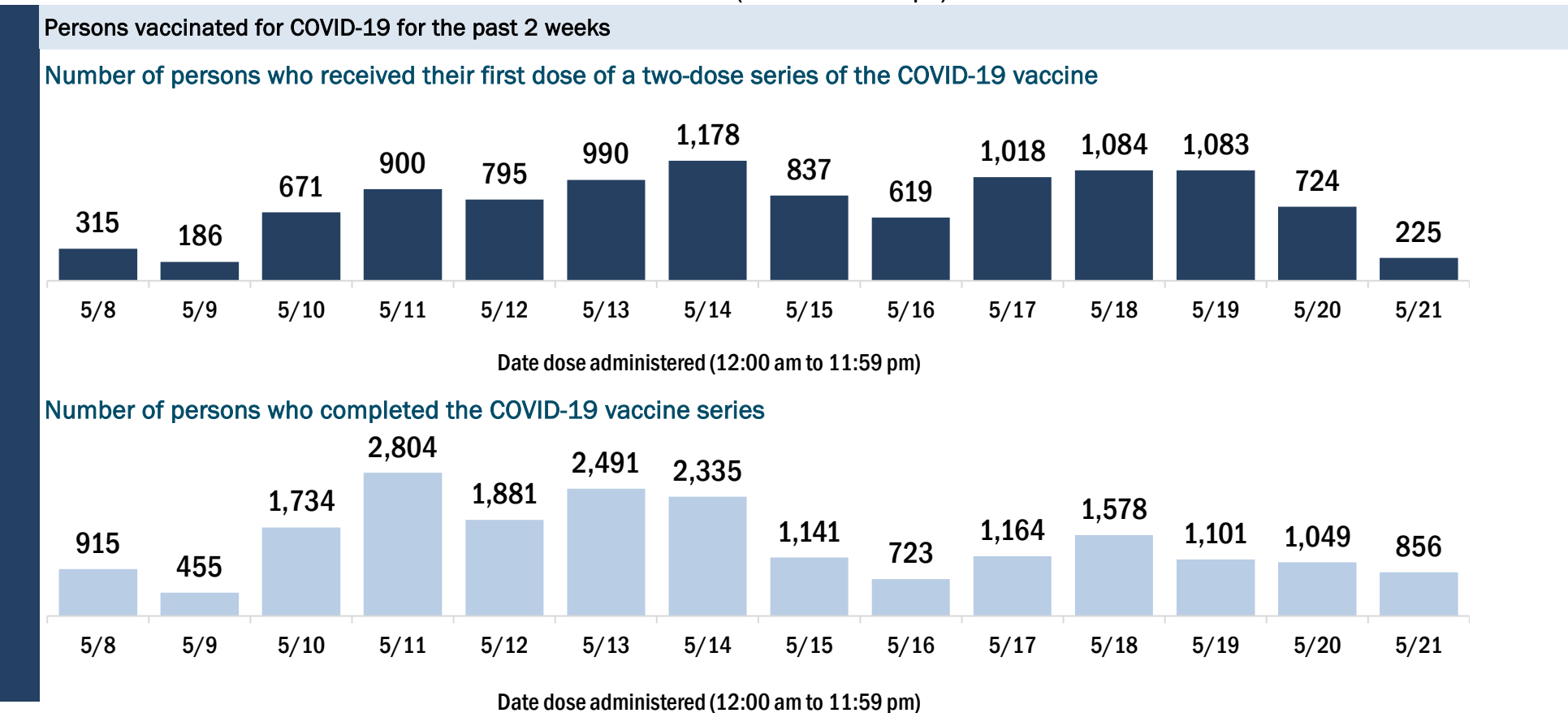
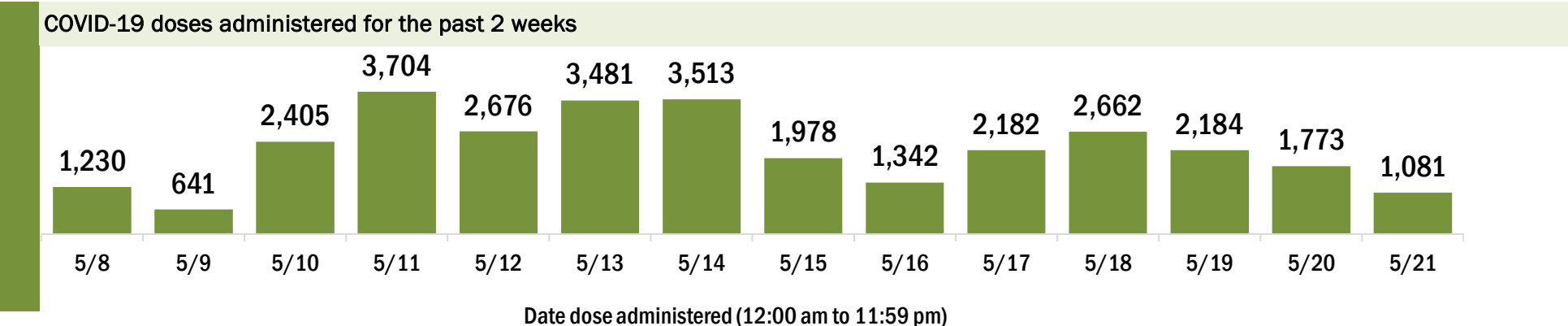
Data in this report are provisional and subject to change.

Data in this summary pertain to COVID-19 vaccines approved by the U.S. Food and Drug Administration and have been issued an Emergency Use Authorization (Janssen COVID-19 Vaccine, Moderna COVID-19 Vaccine and Pfizer-BioNTech COVID-19 Vaccine). These data summarize the number of people who have received either their first dose or have completed the series for a COVID-19 vaccine. **A person can only be counted in one category, first dose or series complete.** For persons receiving Moderna or Pfizer vaccines, once they receive their second dose, they are moved from the first dose column to the series completed column. **Because of this, the total first dose category may show a change from report to report not matching the total receiving their first dose from the previous day.** Persons receiving Johnson & Johnson vaccines will always be counted in the series completed column.

COVID-19 doses for vaccinated persons in Florida	
Doses administered	404,122
People receiving one dose of a 1-dose series (Johnson & Johnson) or receiving only one dose of a 2-dose series (Moderna, Pfizer) count once. Persons receiving both doses of a 2-dose series count twice.	

Current status of persons vaccinated for COVID-19 in Florida	
Total people vaccinated	234,233
First dose	42,909
Series completed	191,324
Completed 1-dose series	21,435
Completed 2-dose series	169,889
First dose: current number of people who have only received their first dose of the Moderna or Pfizer vaccine.	
Series complete: current number of people who have received both Moderna or Pfizer vaccine doses or one Johnson & Johnson dose and are considered fully immunized.	

Demographic summary	First dose	Series complete	Total people vaccinated
Age group	42,909	191,324	234,233
12-14 years	937	0	937
15-24 years	4,780	8,911	13,691
25-34 years	4,159	10,711	14,870
35-44 years	4,743	14,115	18,858
45-54 years	6,004	21,702	27,706
55-64 years	9,298	40,155	49,453
65-74 years	7,649	54,857	62,506
75-84 years	3,866	30,366	34,232
85+ years	1,473	10,507	11,980
Race	42,909	191,324	234,233
White	26,446	126,738	153,184
Black	2,727	9,665	12,392
American Indian/Alaskan	193	632	825
Other	5,059	21,309	26,368
Unknown	8,484	32,980	41,464
Other race includes Asian, native Hawaiian/Pacific Islander, or other.			
Ethnicity	42,909	191,324	234,233
Hispanic	5,210	13,730	18,940
Non-Hispanic	21,089	101,299	122,388
Unknown	16,610	76,295	92,905
Gender	42,909	191,324	234,233
Female	22,610	105,742	128,352
Male	19,813	82,581	102,394
Unknown	486	3,001	3,487



COVID-19: Wakulla County vaccine summary

Vaccination data through May 21, 2021 as of May 22, 2021 at 12:05 AM

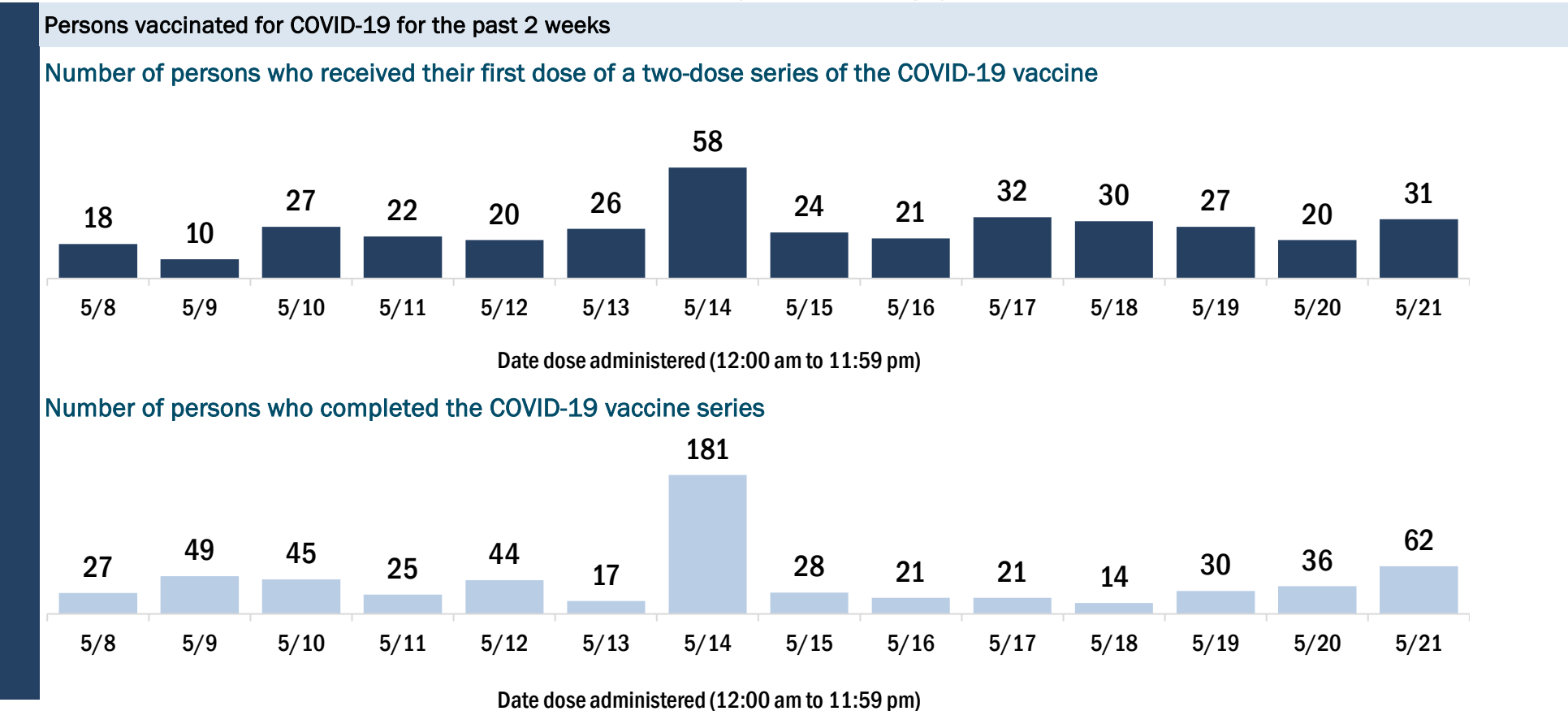
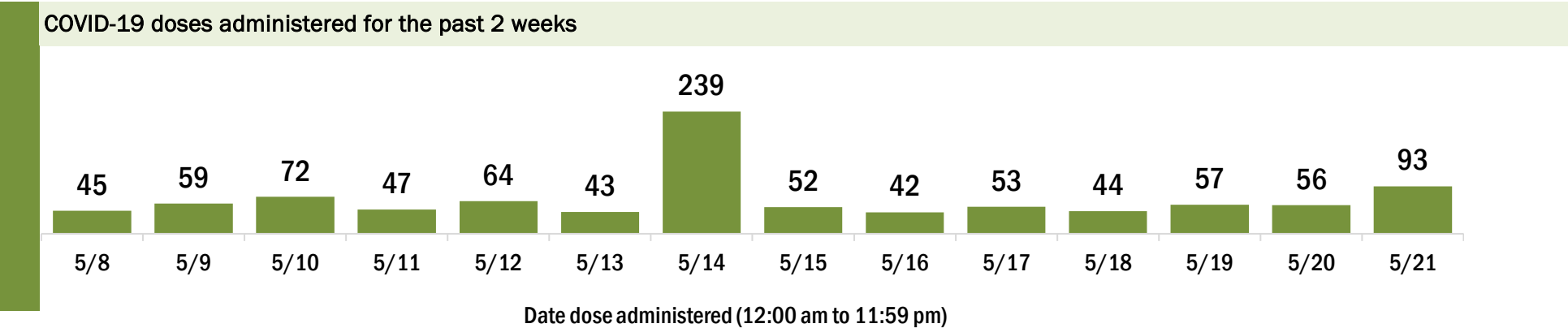
Data in this report are provisional and subject to change.

Data in this summary pertain to COVID-19 vaccines approved by the U.S. Food and Drug Administration and have been issued an Emergency Use Authorization (Janssen COVID-19 Vaccine, Moderna COVID-19 Vaccine and Pfizer-BioNTech COVID-19 Vaccine). These data summarize the number of people who have received either their first dose or have completed the series for a COVID-19 vaccine. **A person can only be counted in one category, first dose or series complete.** For persons receiving Moderna or Pfizer vaccines, once they receive their second dose, they are moved from the first dose column to the series completed column. **Because of this, the total first dose category may show a change from report to report not matching the total receiving their first dose from the previous day.** Persons receiving Johnson & Johnson vaccines will always be counted in the series completed column.

COVID-19 doses for vaccinated persons in Florida	
Doses administered	19,583
People receiving one dose of a 1-dose series (Johnson & Johnson) or receiving only one dose of a 2-dose series (Moderna, Pfizer) count once. Persons receiving both doses of a 2-dose series count twice.	

Current status of persons vaccinated for COVID-19 in Florida	
Total people vaccinated	11,376
First dose	2,548
Series completed	8,828
Completed 1-dose series	621
Completed 2-dose series	8,207
First dose: current number of people who have only received their first dose of the Moderna or Pfizer vaccine.	
Series complete: current number of people who have received both Moderna or Pfizer vaccine doses or one Johnson & Johnson dose and are considered fully immunized.	

Demographic summary	First dose	Series complete	Total people vaccinated
Age group	2,548	8,828	11,376
12-14 years	32	0	32
15-24 years	167	347	514
25-34 years	312	536	848
35-44 years	405	808	1,213
45-54 years	473	1,191	1,664
55-64 years	505	2,002	2,507
65-74 years	417	2,514	2,931
75-84 years	180	1,159	1,339
85+ years	57	271	328
Race	2,548	8,828	11,376
White	1,753	6,586	8,339
Black	507	672	1,179
American Indian/Alaskan	5	39	44
Other	129	1,079	1,208
Unknown	154	452	606
Other race includes Asian, native Hawaiian/Pacific Islander, or other.			
Ethnicity	2,548	8,828	11,376
Hispanic	84	192	276
Non-Hispanic	1,198	7,088	8,286
Unknown	1,266	1,548	2,814
Gender	2,548	8,828	11,376
Female	892	4,921	5,813
Male	1,655	3,906	5,561
Unknown	1	1	2



COVID-19: Walton County vaccine summary

Vaccination data through May 21, 2021 as of May 22, 2021 at 12:05 AM

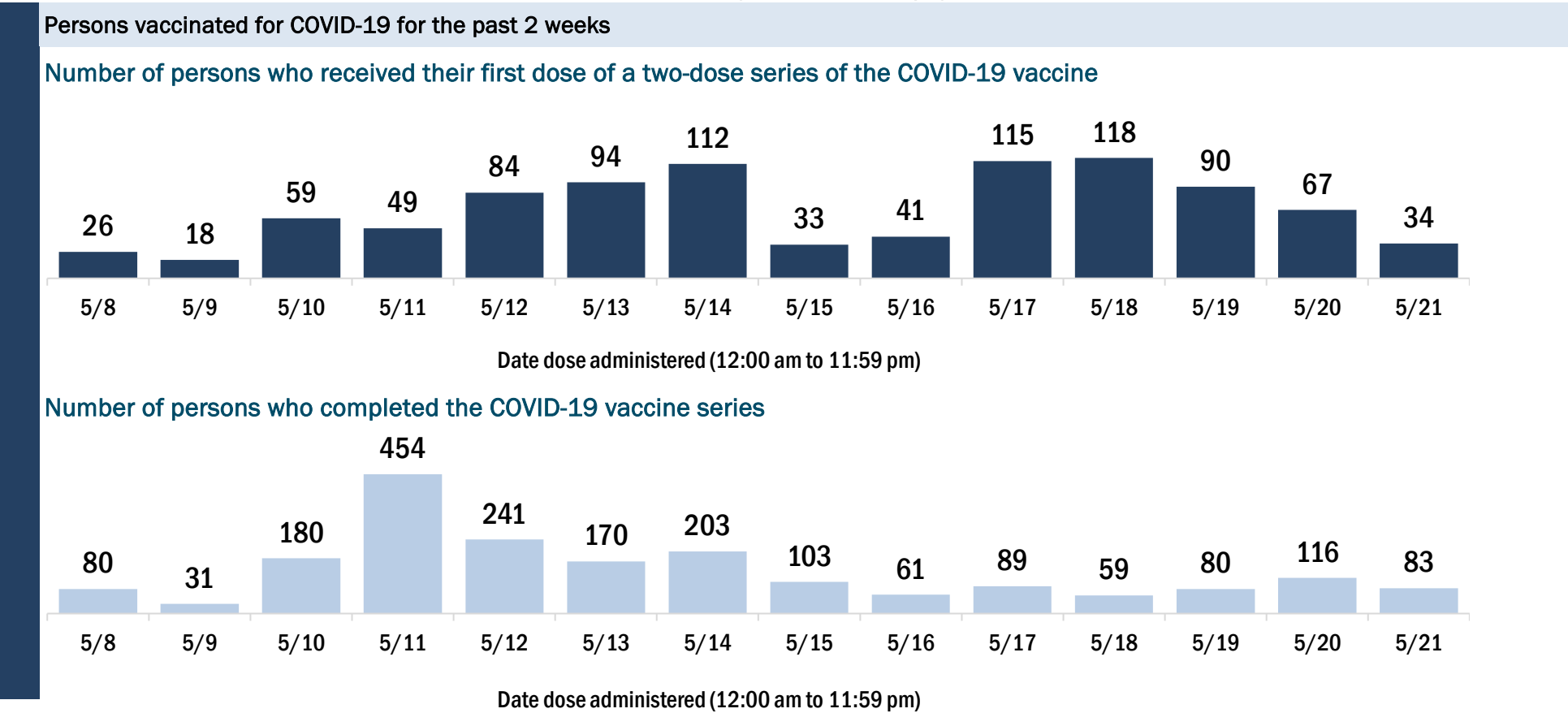
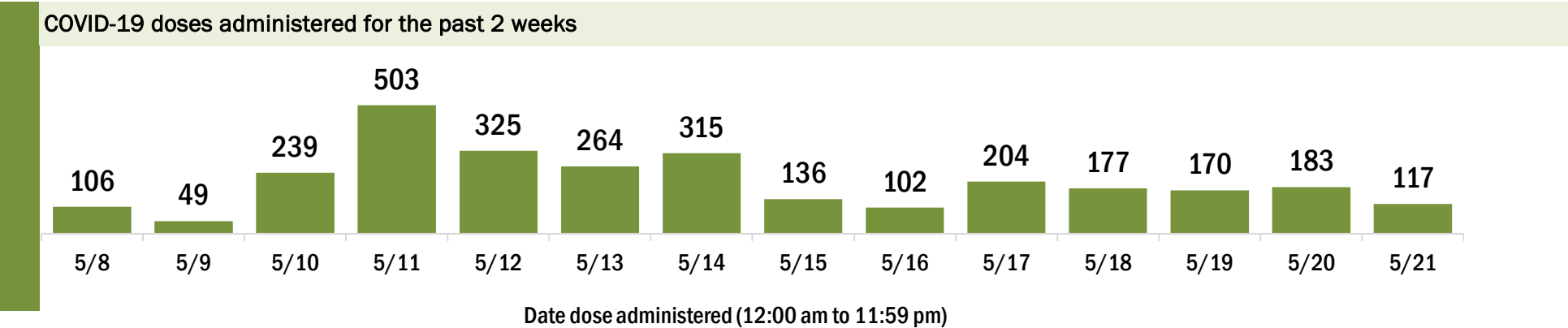
Data in this report are provisional and subject to change.

Data in this summary pertain to COVID-19 vaccines approved by the U.S. Food and Drug Administration and have been issued an Emergency Use Authorization (Janssen COVID-19 Vaccine, Moderna COVID-19 Vaccine and Pfizer-BioNTech COVID-19 Vaccine). These data summarize the number of people who have received either their first dose or have completed the series for a COVID-19 vaccine. **A person can only be counted in one category, first dose or series complete.** For persons receiving Moderna or Pfizer vaccines, once they receive their second dose, they are moved from the first dose column to the series completed column. **Because of this, the total first dose category may show a change from report to report not matching the total receiving their first dose from the previous day.** Persons receiving Johnson & Johnson vaccines will always be counted in the series completed column.

COVID-19 doses for vaccinated persons in Florida	
Doses administered	46,755
People receiving one dose of a 1-dose series (Johnson & Johnson) or receiving only one dose of a 2-dose series (Moderna, Pfizer) count once. Persons receiving both doses of a 2-dose series count twice.	

Current status of persons vaccinated for COVID-19 in Florida	
Total people vaccinated	26,853
First dose	5,379
Series completed	21,474
Completed 1-dose series	1,572
Completed 2-dose series	19,902
First dose: current number of people who have only received their first dose of the Moderna or Pfizer vaccine.	
Series complete: current number of people who have received both Moderna or Pfizer vaccine doses or one Johnson & Johnson dose and are considered fully immunized.	

Demographic summary	First dose	Series complete	Total people vaccinated
Age group	5,379	21,474	26,853
12-14 years	43	0	43
15-24 years	428	620	1,048
25-34 years	520	1,033	1,553
35-44 years	636	1,854	2,490
45-54 years	832	2,591	3,423
55-64 years	1,149	5,027	6,176
65-74 years	1,145	6,660	7,805
75-84 years	504	2,905	3,409
85+ years	122	784	906
Race	5,379	21,474	26,853
White	3,768	15,999	19,767
Black	226	533	759
American Indian/Alaskan	24	97	121
Other	378	1,103	1,481
Unknown	983	3,742	4,725
Other race includes Asian, native Hawaiian/Pacific Islander, or other.			
Ethnicity	5,379	21,474	26,853
Hispanic	330	681	1,011
Non-Hispanic	3,292	14,187	17,479
Unknown	1,757	6,606	8,363
Gender	5,379	21,474	26,853
Female	2,742	11,441	14,183
Male	2,617	10,031	12,648
Unknown	20	2	22



COVID-19: Washington County vaccine summary

Vaccination data through May 21, 2021 as of May 22, 2021 at 12:05 AM

Data in this report are provisional and subject to change.

Data in this summary pertain to COVID-19 vaccines approved by the U.S. Food and Drug Administration and have been issued an Emergency Use Authorization (Janssen COVID-19 Vaccine, Moderna COVID-19 Vaccine and Pfizer-BioNTech COVID-19 Vaccine). These data summarize the number of people who have received either their first dose or have completed the series for a COVID-19 vaccine. **A person can only be counted in one category, first dose or series complete.** For persons receiving Moderna or Pfizer vaccines, once they receive their second dose, they are moved from the first dose column to the series completed column. **Because of this, the total first dose category may show a change from report to report not matching the total receiving their first dose from the previous day.** Persons receiving Johnson & Johnson vaccines will always be counted in the series completed column.

COVID-19 doses for vaccinated persons in Florida	
Doses administered	11,012
People receiving one dose of a 1-dose series (Johnson & Johnson) or receiving only one dose of a 2-dose series (Moderna, Pfizer) count once. Persons receiving both doses of a 2-dose series count twice.	

Current status of persons vaccinated for COVID-19 in Florida	
Total people vaccinated	6,210
First dose	926
Series completed	5,284
Completed 1-dose series	482
Completed 2-dose series	4,802
First dose: current number of people who have only received their first dose of the Moderna or Pfizer vaccine.	
Series complete: current number of people who have received both Moderna or Pfizer vaccine doses or one Johnson & Johnson dose and are considered fully immunized.	

Demographic summary	First dose	Series complete	Total people vaccinated
Age group	926	5,284	6,210
12-14 years	11	0	11
15-24 years	70	99	169
25-34 years	107	252	359
35-44 years	125	421	546
45-54 years	185	634	819
55-64 years	214	1,286	1,500
65-74 years	122	1,486	1,608
75-84 years	65	831	896
85+ years	27	275	302
Race	926	5,284	6,210
White	553	3,956	4,509
Black	116	536	652
American Indian/Alaskan	7	61	68
Other	45	236	281
Unknown	205	495	700
Other race includes Asian, native Hawaiian/Pacific Islander, or other.			
Ethnicity	926	5,284	6,210
Hispanic	23	118	141
Non-Hispanic	686	4,352	5,038
Unknown	217	814	1,031
Gender	926	5,284	6,210
Female	405	2,683	3,088
Male	521	2,601	3,122
Unknown	0	0	0

