

COVID-19: Florida vaccine summary

Vaccination data through May 20, 2021 as of May 21, 2021 at 12:05 AM

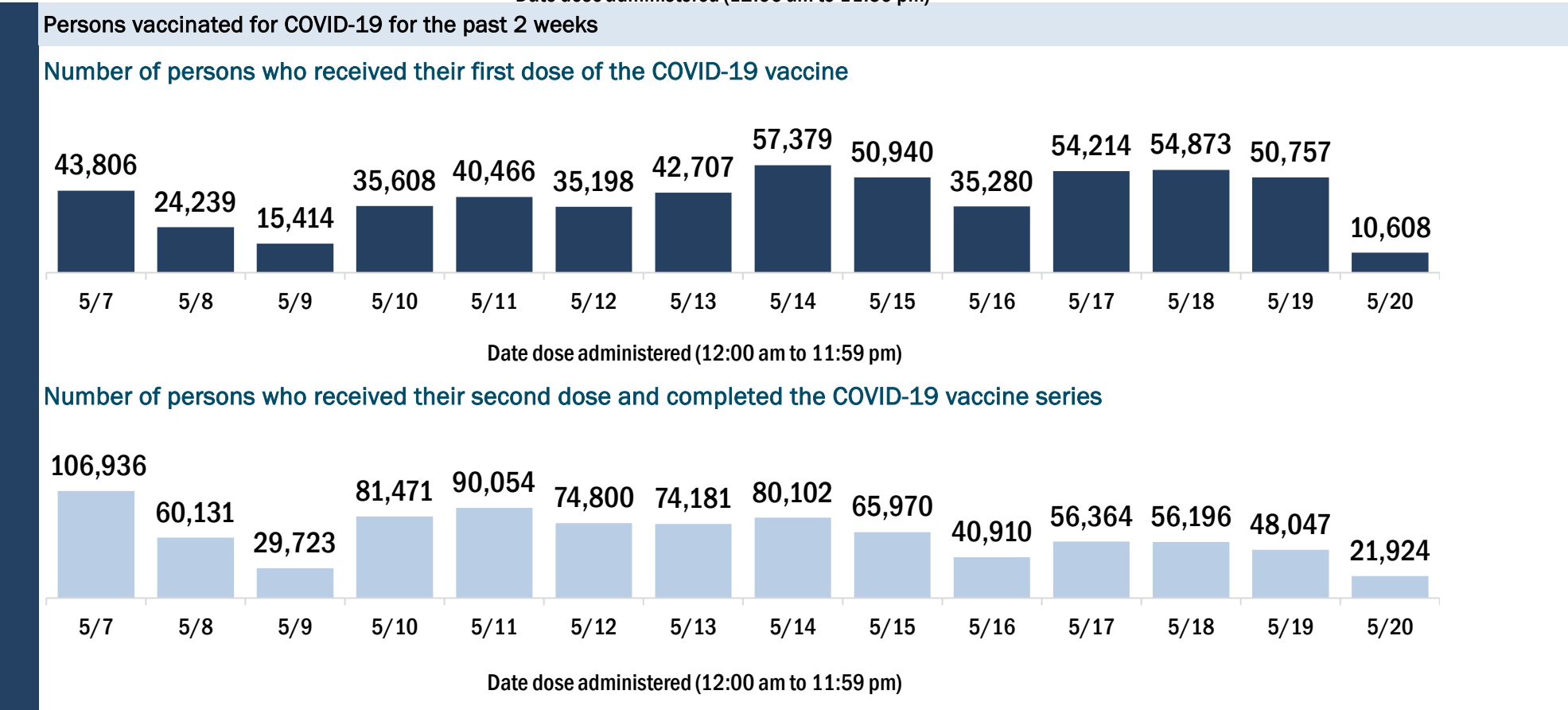
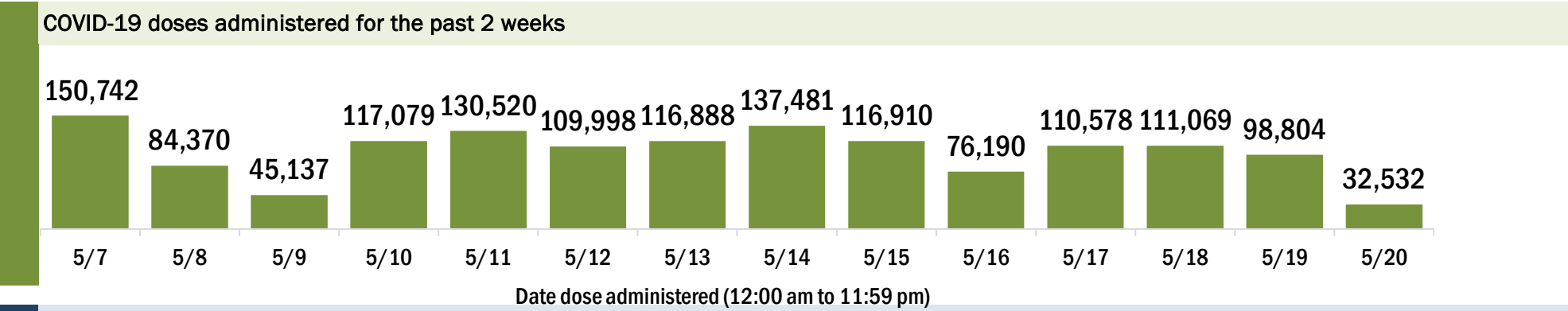
Data in this report are provisional and subject to change. Data are based on county of residence.

Data in this summary pertain to COVID-19 vaccines approved by the U.S. Food and Drug Administration and have been issued an Emergency Use Authorization (Janssen COVID-19 Vaccine, Moderna COVID-19 Vaccine and Pfizer-BioNTech COVID-19 Vaccine). These data summarize the number of people who have received either their first dose or have completed the series for a COVID-19 vaccine. **A person can only be counted in one category, first dose or series complete.** For persons receiving Moderna or Pfizer vaccines, once they receive their second dose, they are moved from the first dose column to the series completed column. **Because of this, the total first dose category may show a change from report to report not matching the total receiving their first dose from the previous day.** Persons receiving Johnson & Johnson vaccines will always be counted in the series completed column.

COVID-19 doses for vaccinated persons in Florida	
Doses administered	17,062,851
People receiving one dose of a 1-dose series (Johnson & Johnson) or receiving only one dose of a 2-dose series (Moderna, Pfizer) count once. Persons receiving both doses of a 2-dose series count twice.	

Current status of persons vaccinated for COVID-19 in Florida	
Total people vaccinated	9,916,161
First dose	2,041,959
Series completed	7,874,202
Completed 1-dose series	727,512
Completed 2-dose series	7,146,690
First dose: current number of people who have only received their first dose of the Moderna or Pfizer vaccine.	
Series complete: current number of people who have received both Moderna or Pfizer vaccine doses or one Johnson & Johnson dose and are considered fully immunized.	

Demographic summary	First dose	Series complete	Total people vaccinated
Age group	2,041,959	7,874,202	9,916,161
12-14 years	50,937	0	50,937
15-24 years	242,650	444,511	687,161
25-34 years	254,817	648,176	902,993
35-44 years	282,025	846,380	1,128,405
45-54 years	306,453	1,113,370	1,419,823
55-64 years	341,943	1,583,569	1,925,512
65-74 years	309,583	1,846,652	2,156,235
75-84 years	178,858	1,045,639	1,224,497
85+ years	74,693	345,905	420,598
Race	2,041,959	7,874,202	9,916,161
White	1,231,064	5,328,254	6,559,318
Black	170,787	535,545	706,332
American Indian/Alaskan	10,424	27,595	38,019
Other	256,272	852,683	1,108,955
Unknown	373,412	1,130,125	1,503,537
Other race includes Asian, native Hawaiian/Pacific Islander, or other.			
Ethnicity	2,041,959	7,874,202	9,916,161
Hispanic	467,971	1,266,895	1,734,866
Non-Hispanic	834,465	4,101,078	4,935,543
Unknown	739,523	2,506,229	3,245,752
Gender	2,041,959	7,874,202	9,916,161
Female	1,070,985	4,330,526	5,401,511
Male	960,299	3,531,938	4,492,237
Unknown	10,675	11,738	22,413



COVID-19: Alachua County vaccine summary

Vaccination data through May 20, 2021 as of May 21, 2021 at 12:05 AM

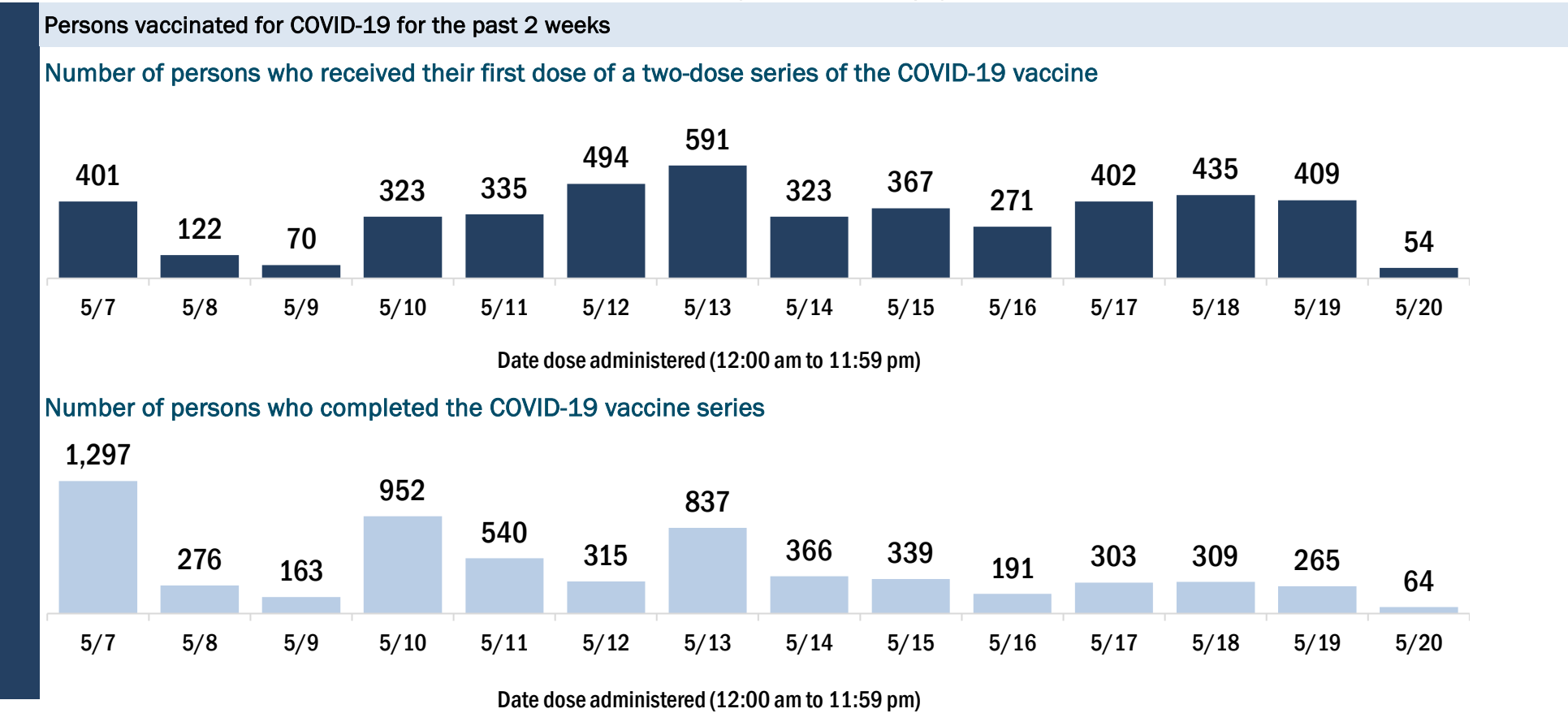
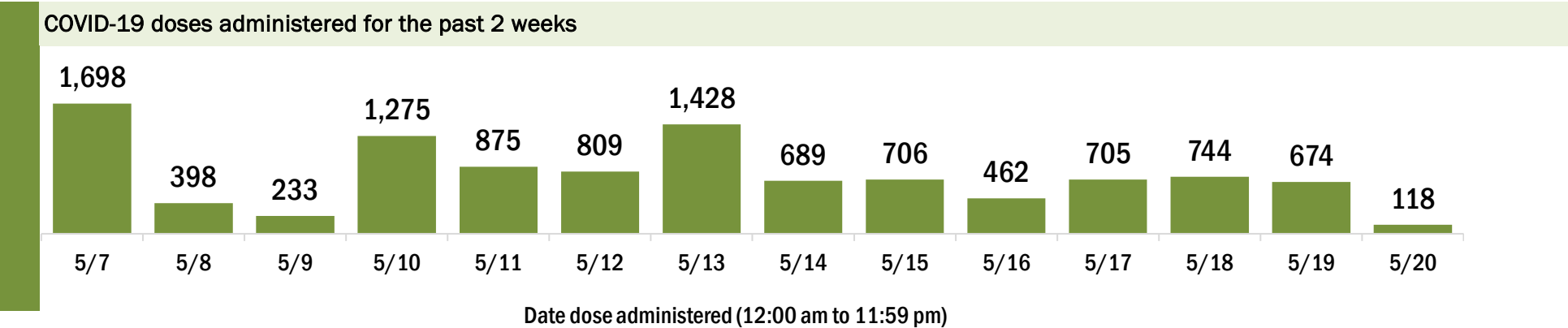
Data in this report are provisional and subject to change.

Data in this summary pertain to COVID-19 vaccines approved by the U.S. Food and Drug Administration and have been issued an Emergency Use Authorization (Janssen COVID-19 Vaccine, Moderna COVID-19 Vaccine and Pfizer-BioNTech COVID-19 Vaccine). These data summarize the number of people who have received either their first dose or have completed the series for a COVID-19 vaccine. **A person can only be counted in one category, first dose or series complete.** For persons receiving Moderna or Pfizer vaccines, once they receive their second dose, they are moved from the first dose column to the series completed column. **Because of this, the total first dose category may show a change from report to report not matching the total receiving their first dose from the previous day.** Persons receiving Johnson & Johnson vaccines will always be counted in the series completed column.

COVID-19 doses for vaccinated persons in Florida	
Doses administered	224,835
People receiving one dose of a 1-dose series (Johnson & Johnson) or receiving only one dose of a 2-dose series (Moderna, Pfizer) count once. Persons receiving both doses of a 2-dose series count twice.	

Current status of persons vaccinated for COVID-19 in Florida	
Total people vaccinated	125,544
First dose	21,292
Series completed	104,252
Completed 1-dose series	4,961
Completed 2-dose series	99,291
First dose: current number of people who have only received their first dose of the Moderna or Pfizer vaccine.	
Series complete: current number of people who have received both Moderna or Pfizer vaccine doses or one Johnson & Johnson dose and are considered fully immunized.	

Demographic summary	First dose	Series complete	Total people vaccinated
Age group	21,292	104,252	125,544
12-14 years	584	0	584
15-24 years	5,885	16,325	22,210
25-34 years	4,230	16,656	20,886
35-44 years	3,190	12,850	16,040
45-54 years	2,459	12,320	14,779
55-64 years	2,518	15,879	18,397
65-74 years	1,444	17,997	19,441
75-84 years	661	8,937	9,598
85+ years	321	3,288	3,609
Race	21,292	104,252	125,544
White	12,552	71,971	84,523
Black	3,158	10,333	13,491
American Indian/Alaskan	107	340	447
Other	3,608	16,502	20,110
Unknown	1,867	5,106	6,973
Other race includes Asian, native Hawaiian/Pacific Islander, or other.			
Ethnicity	21,292	104,252	125,544
Hispanic	2,842	9,552	12,394
Non-Hispanic	12,479	71,020	83,499
Unknown	5,971	23,680	29,651
Gender	21,292	104,252	125,544
Female	10,964	59,104	70,068
Male	10,255	45,104	55,359
Unknown	73	44	117



COVID-19: Baker County vaccine summary

Vaccination data through May 20, 2021 as of May 21, 2021 at 12:05 AM

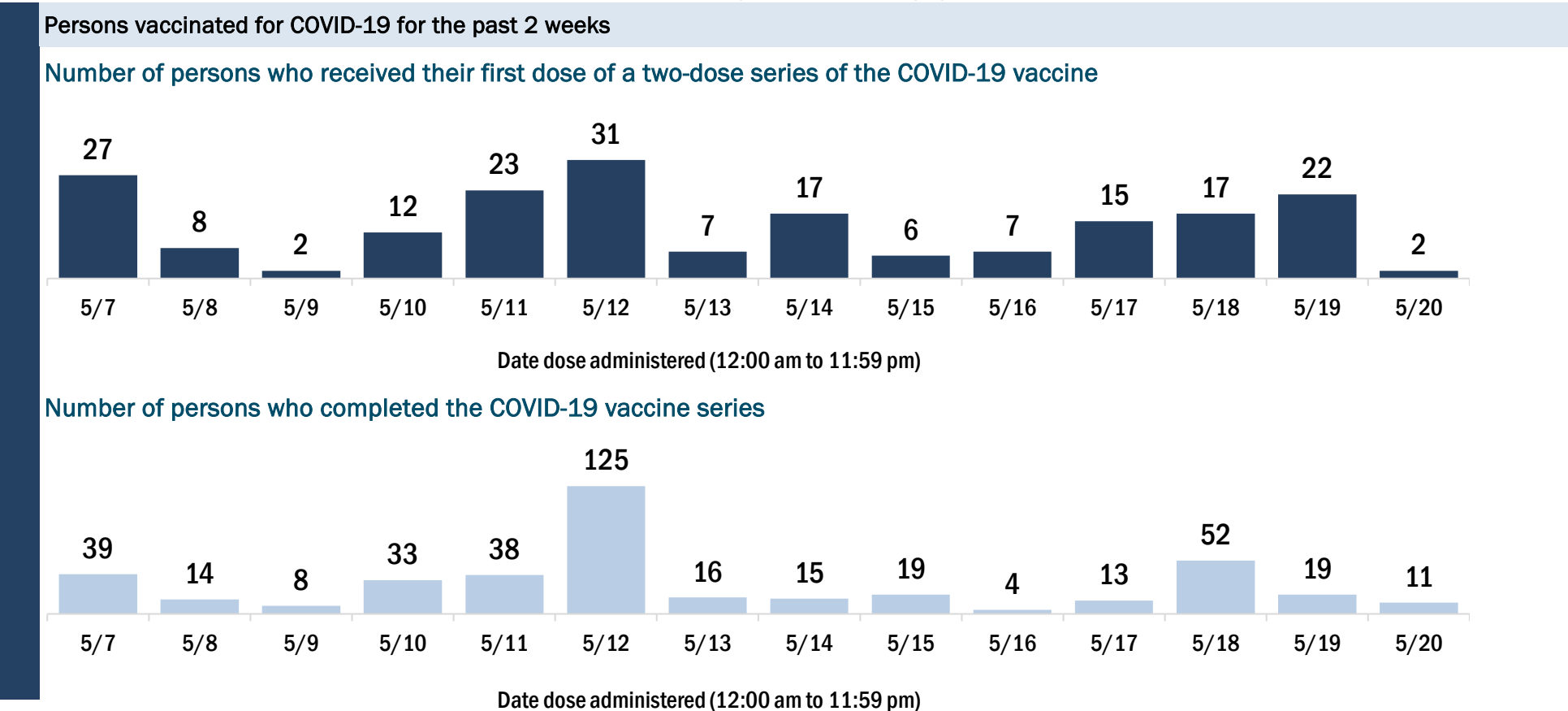
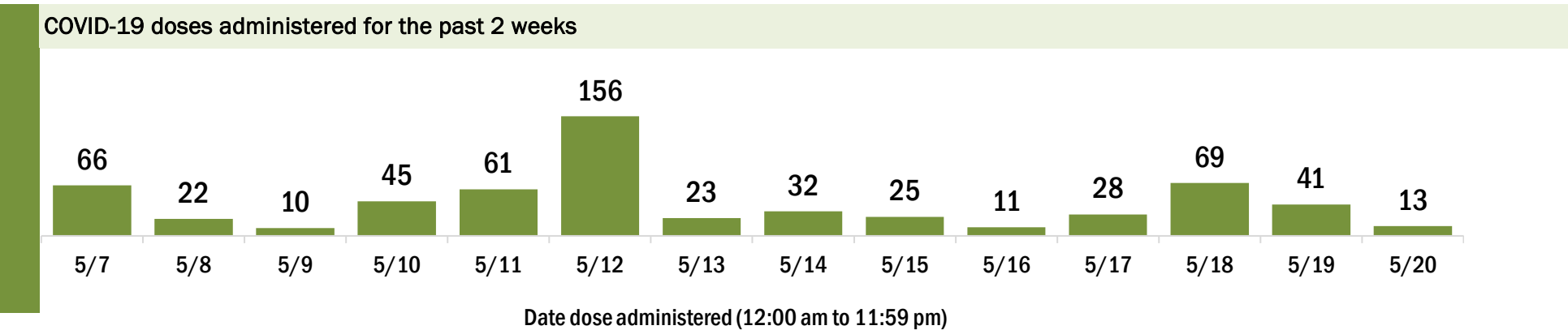
Data in this report are provisional and subject to change.

Data in this summary pertain to COVID-19 vaccines approved by the U.S. Food and Drug Administration and have been issued an Emergency Use Authorization (Janssen COVID-19 Vaccine, Moderna COVID-19 Vaccine and Pfizer-BioNTech COVID-19 Vaccine). These data summarize the number of people who have received either their first dose or have completed the series for a COVID-19 vaccine. **A person can only be counted in one category, first dose or series complete.** For persons receiving Moderna or Pfizer vaccines, once they receive their second dose, they are moved from the first dose column to the series completed column. **Because of this, the total first dose category may show a change from report to report not matching the total receiving their first dose from the previous day.** Persons receiving Johnson & Johnson vaccines will always be counted in the series completed column.

COVID-19 doses for vaccinated persons in Florida	
Doses administered	10,806
People receiving one dose of a 1-dose series (Johnson & Johnson) or receiving only one dose of a 2-dose series (Moderna, Pfizer) count once. Persons receiving both doses of a 2-dose series count twice.	

Current status of persons vaccinated for COVID-19 in Florida	
Total people vaccinated	6,283
First dose	1,567
Series completed	4,716
Completed 1-dose series	193
Completed 2-dose series	4,523
First dose: current number of people who have only received their first dose of the Moderna or Pfizer vaccine.	
Series complete: current number of people who have received both Moderna or Pfizer vaccine doses or one Johnson & Johnson dose and are considered fully immunized.	

Demographic summary	First dose	Series complete	Total people vaccinated
Age group	1,567	4,716	6,283
12-14 years	7	0	7
15-24 years	98	146	244
25-34 years	234	246	480
35-44 years	325	389	714
45-54 years	326	626	952
55-64 years	344	1,063	1,407
65-74 years	144	1,353	1,497
75-84 years	60	699	759
85+ years	29	194	223
Race	1,567	4,716	6,283
White	957	3,747	4,704
Black	448	478	926
American Indian/Alaskan	3	21	24
Other	105	250	355
Unknown	54	220	274
Other race includes Asian, native Hawaiian/Pacific Islander, or other.			
Ethnicity	1,567	4,716	6,283
Hispanic	35	109	144
Non-Hispanic	749	3,502	4,251
Unknown	783	1,105	1,888
Gender	1,567	4,716	6,283
Female	483	2,552	3,035
Male	1,076	2,162	3,238
Unknown	8	2	10



COVID-19: Bay County vaccine summary

Vaccination data through May 20, 2021 as of May 21, 2021 at 12:05 AM

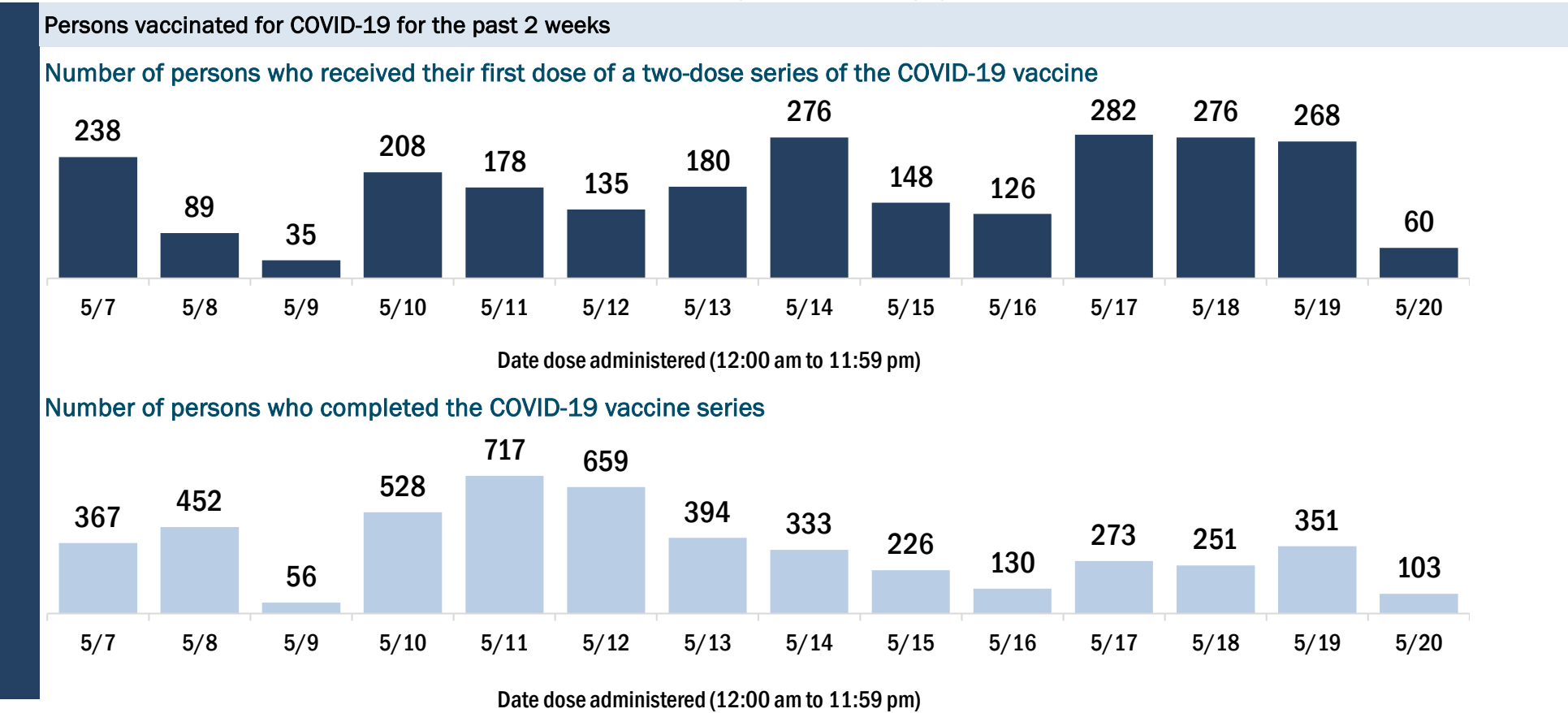
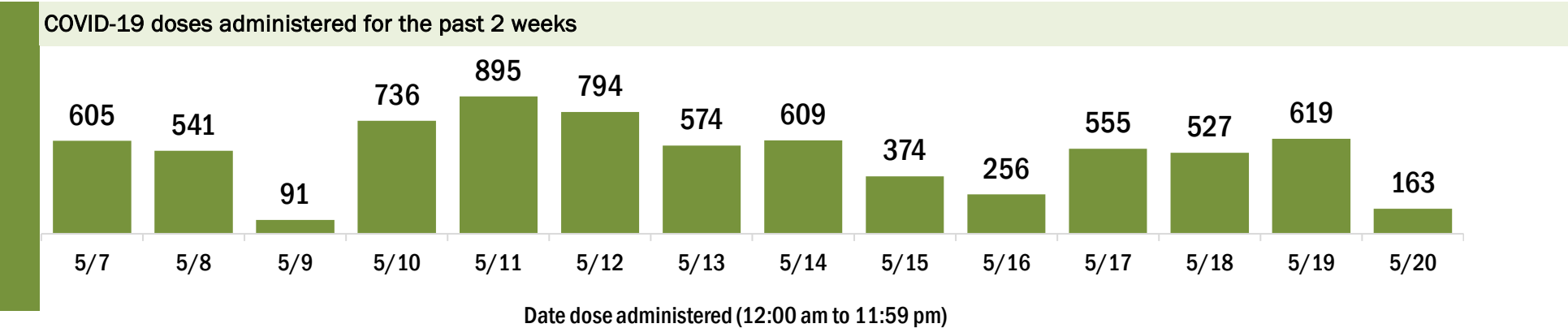
Data in this report are provisional and subject to change.

Data in this summary pertain to COVID-19 vaccines approved by the U.S. Food and Drug Administration and have been issued an Emergency Use Authorization (Janssen COVID-19 Vaccine, Moderna COVID-19 Vaccine and Pfizer-BioNTech COVID-19 Vaccine). These data summarize the number of people who have received either their first dose or have completed the series for a COVID-19 vaccine. **A person can only be counted in one category, first dose or series complete.** For persons receiving Moderna or Pfizer vaccines, once they receive their second dose, they are moved from the first dose column to the series completed column. **Because of this, the total first dose category may show a change from report to report not matching the total receiving their first dose from the previous day.** Persons receiving Johnson & Johnson vaccines will always be counted in the series completed column.

COVID-19 doses for vaccinated persons in Florida	
Doses administered	95,700
People receiving one dose of a 1-dose series (Johnson & Johnson) or receiving only one dose of a 2-dose series (Moderna, Pfizer) count once. Persons receiving both doses of a 2-dose series count twice.	

Current status of persons vaccinated for COVID-19 in Florida	
Total people vaccinated	55,742
First dose	9,690
Series completed	46,052
Completed 1-dose series	6,094
Completed 2-dose series	39,958
First dose: current number of people who have only received their first dose of the Moderna or Pfizer vaccine.	
Series complete: current number of people who have received both Moderna or Pfizer vaccine doses or one Johnson & Johnson dose and are considered fully immunized.	

Demographic summary	First dose	Series complete	Total people vaccinated
Age group	9,690	46,052	55,742
12-14 years	138	0	138
15-24 years	1,083	1,818	2,901
25-34 years	1,157	2,899	4,056
35-44 years	1,332	4,302	5,634
45-54 years	1,575	5,941	7,516
55-64 years	2,115	10,495	12,610
65-74 years	1,372	12,507	13,879
75-84 years	665	6,176	6,841
85+ years	253	1,914	2,167
Race	9,690	46,052	55,742
White	5,954	32,168	38,122
Black	770	3,003	3,773
American Indian/Alaskan	43	221	264
Other	1,305	3,825	5,130
Unknown	1,618	6,835	8,453
Other race includes Asian, native Hawaiian/Pacific Islander, or other.			
Ethnicity	9,690	46,052	55,742
Hispanic	841	2,131	2,972
Non-Hispanic	5,492	28,211	33,703
Unknown	3,357	15,710	19,067
Gender	9,690	46,052	55,742
Female	5,303	25,302	30,605
Male	4,384	20,742	25,126
Unknown	3	8	11



COVID-19: Bradford County vaccine summary

Vaccination data through May 20, 2021 as of May 21, 2021 at 12:05 AM

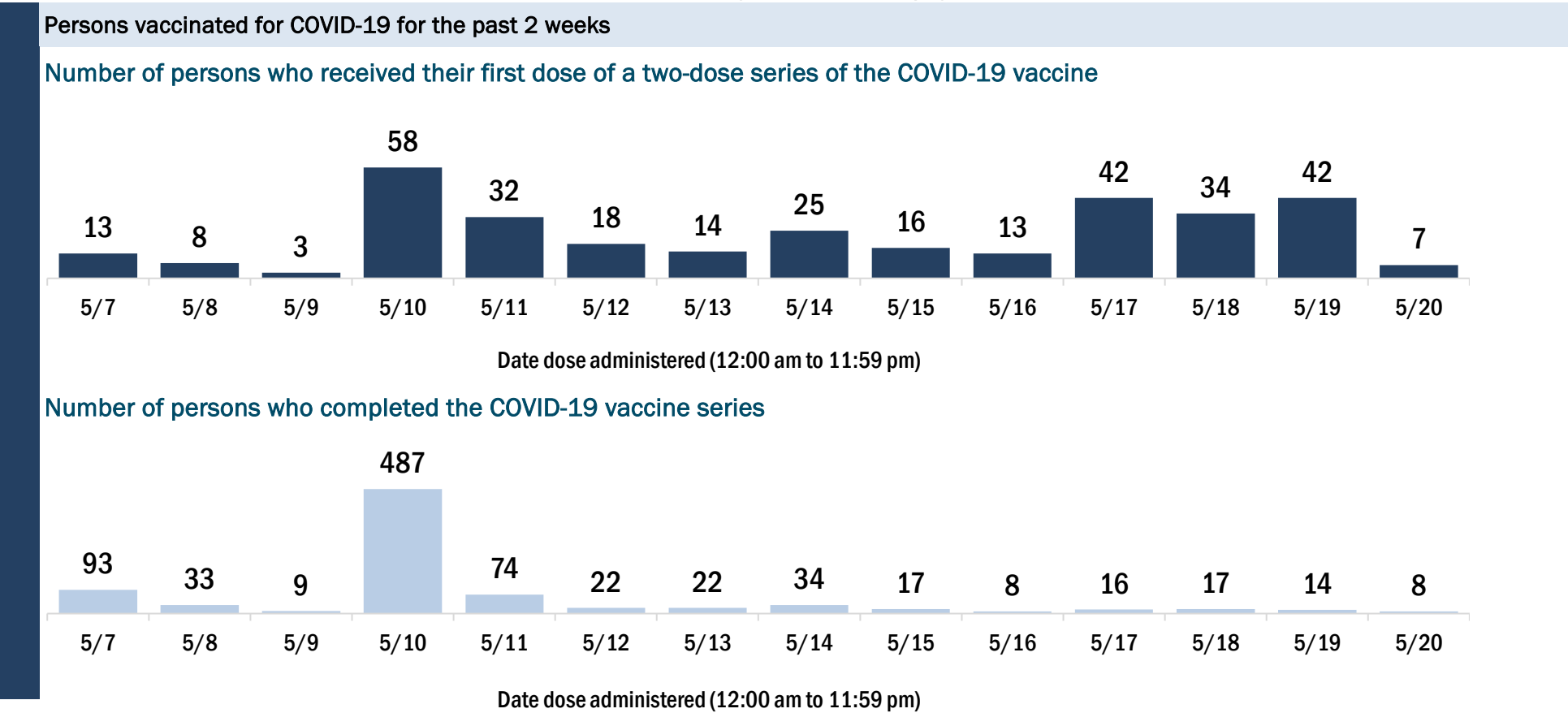
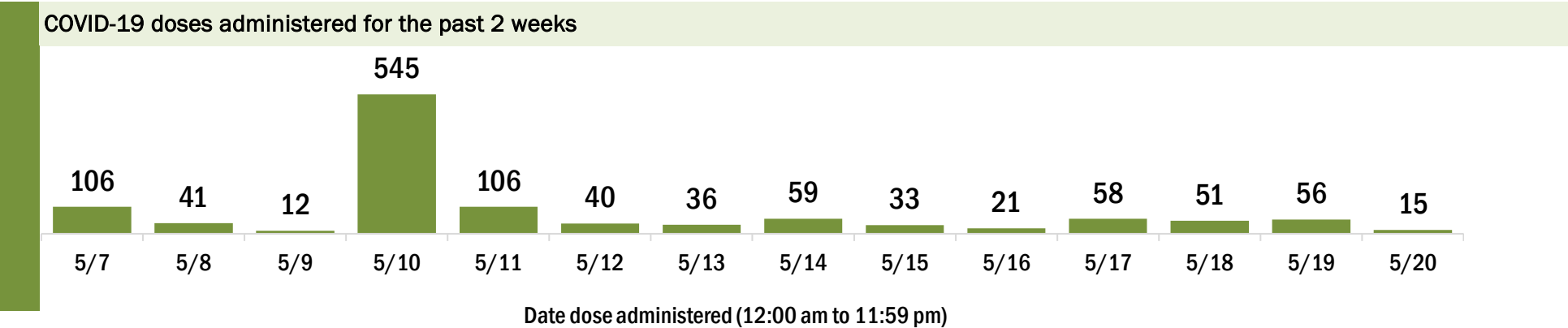
Data in this report are provisional and subject to change.

Data in this summary pertain to COVID-19 vaccines approved by the U.S. Food and Drug Administration and have been issued an Emergency Use Authorization (Janssen COVID-19 Vaccine, Moderna COVID-19 Vaccine and Pfizer-BioNTech COVID-19 Vaccine). These data summarize the number of people who have received either their first dose or have completed the series for a COVID-19 vaccine. **A person can only be counted in one category, first dose or series complete.** For persons receiving Moderna or Pfizer vaccines, once they receive their second dose, they are moved from the first dose column to the series completed column. **Because of this, the total first dose category may show a change from report to report not matching the total receiving their first dose from the previous day.** Persons receiving Johnson & Johnson vaccines will always be counted in the series completed column.

COVID-19 doses for vaccinated persons in Florida	
Doses administered	14,696
People receiving one dose of a 1-dose series (Johnson & Johnson) or receiving only one dose of a 2-dose series (Moderna, Pfizer) count once. Persons receiving both doses of a 2-dose series count twice.	

Current status of persons vaccinated for COVID-19 in Florida	
Total people vaccinated	9,002
First dose	2,908
Series completed	6,094
Completed 1-dose series	400
Completed 2-dose series	5,694
First dose: current number of people who have only received their first dose of the Moderna or Pfizer vaccine.	
Series complete: current number of people who have received both Moderna or Pfizer vaccine doses or one Johnson & Johnson dose and are considered fully immunized.	

Demographic summary	First dose	Series complete	Total people vaccinated
Age group	2,908	6,094	9,002
12-14 years	6	0	6
15-24 years	133	155	288
25-34 years	267	342	609
35-44 years	377	537	914
45-54 years	435	742	1,177
55-64 years	891	1,355	2,246
65-74 years	600	1,692	2,292
75-84 years	164	970	1,134
85+ years	35	301	336
Race	2,908	6,094	9,002
White	1,826	4,491	6,317
Black	880	959	1,839
American Indian/Alaskan	3	32	35
Other	117	442	559
Unknown	82	170	252
Other race includes Asian, native Hawaiian/Pacific Islander, or other.			
Ethnicity	2,908	6,094	9,002
Hispanic	98	154	252
Non-Hispanic	2,147	5,352	7,499
Unknown	663	588	1,251
Gender	2,908	6,094	9,002
Female	502	3,080	3,582
Male	2,405	3,014	5,419
Unknown	1	0	1



COVID-19: Brevard County vaccine summary

Vaccination data through May 20, 2021 as of May 21, 2021 at 12:05 AM

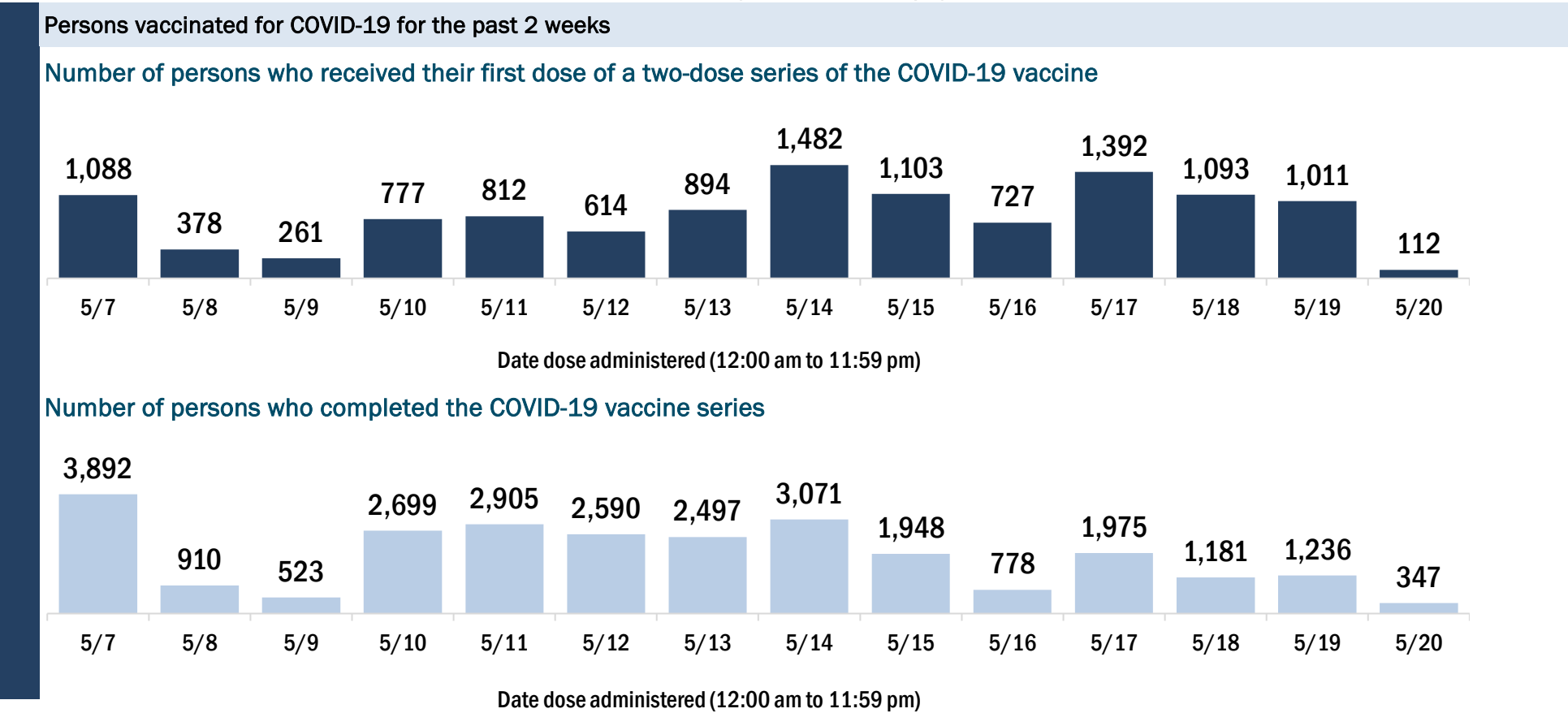
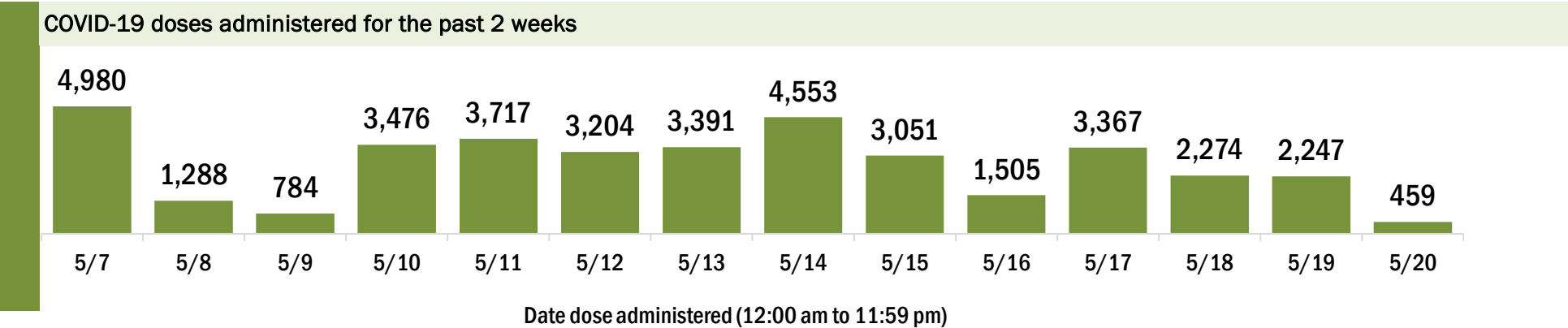
Data in this report are provisional and subject to change.

Data in this summary pertain to COVID-19 vaccines approved by the U.S. Food and Drug Administration and have been issued an Emergency Use Authorization (Janssen COVID-19 Vaccine, Moderna COVID-19 Vaccine and Pfizer-BioNTech COVID-19 Vaccine). These data summarize the number of people who have received either their first dose or have completed the series for a COVID-19 vaccine. **A person can only be counted in one category, first dose or series complete.** For persons receiving Moderna or Pfizer vaccines, once they receive their second dose, they are moved from the first dose column to the series completed column. **Because of this, the total first dose category may show a change from report to report not matching the total receiving their first dose from the previous day.** Persons receiving Johnson & Johnson vaccines will always be counted in the series completed column.

COVID-19 doses for vaccinated persons in Florida	
Doses administered	466,064
People receiving one dose of a 1-dose series (Johnson & Johnson) or receiving only one dose of a 2-dose series (Moderna, Pfizer) count once. Persons receiving both doses of a 2-dose series count twice.	

Demographic summary			
Age group	First dose	Series complete	Total people vaccinated
12-14 years	1,376	0	1,376
15-24 years	5,599	10,161	15,760
25-34 years	5,514	14,269	19,783
35-44 years	5,904	18,450	24,354
45-54 years	6,616	26,226	32,842
55-64 years	9,329	50,104	59,433
65-74 years	7,020	56,805	63,825
75-84 years	4,131	32,040	36,171
85+ years	1,901	11,654	13,555
Race	47,390	219,709	267,099
White	30,232	148,866	179,098
Black	3,874	11,742	15,616
American Indian/Alaskan	275	960	1,235
Other	5,145	20,283	25,428
Unknown	7,864	37,858	45,722
Other race includes Asian, native Hawaiian/Pacific Islander, or other.			
Ethnicity	47,390	219,709	267,099
Hispanic	4,343	12,969	17,312
Non-Hispanic	25,951	125,922	151,873
Unknown	17,096	80,818	97,914
Gender	47,390	219,709	267,099
Female	24,852	123,004	147,856
Male	22,419	96,483	118,902
Unknown	119	222	341

Current status of persons vaccinated for COVID-19 in Florida	
Total people vaccinated	267,099
First dose	47,390
Series completed	219,709
Completed 1-dose series	20,744
Completed 2-dose series	198,965
First dose: current number of people who have only received their first dose of the Moderna or Pfizer vaccine.	
Series complete: current number of people who have received both Moderna or Pfizer vaccine doses or one Johnson & Johnson dose and are considered fully immunized.	



COVID-19: Broward County vaccine summary

Vaccination data through May 20, 2021 as of May 21, 2021 at 12:05 AM

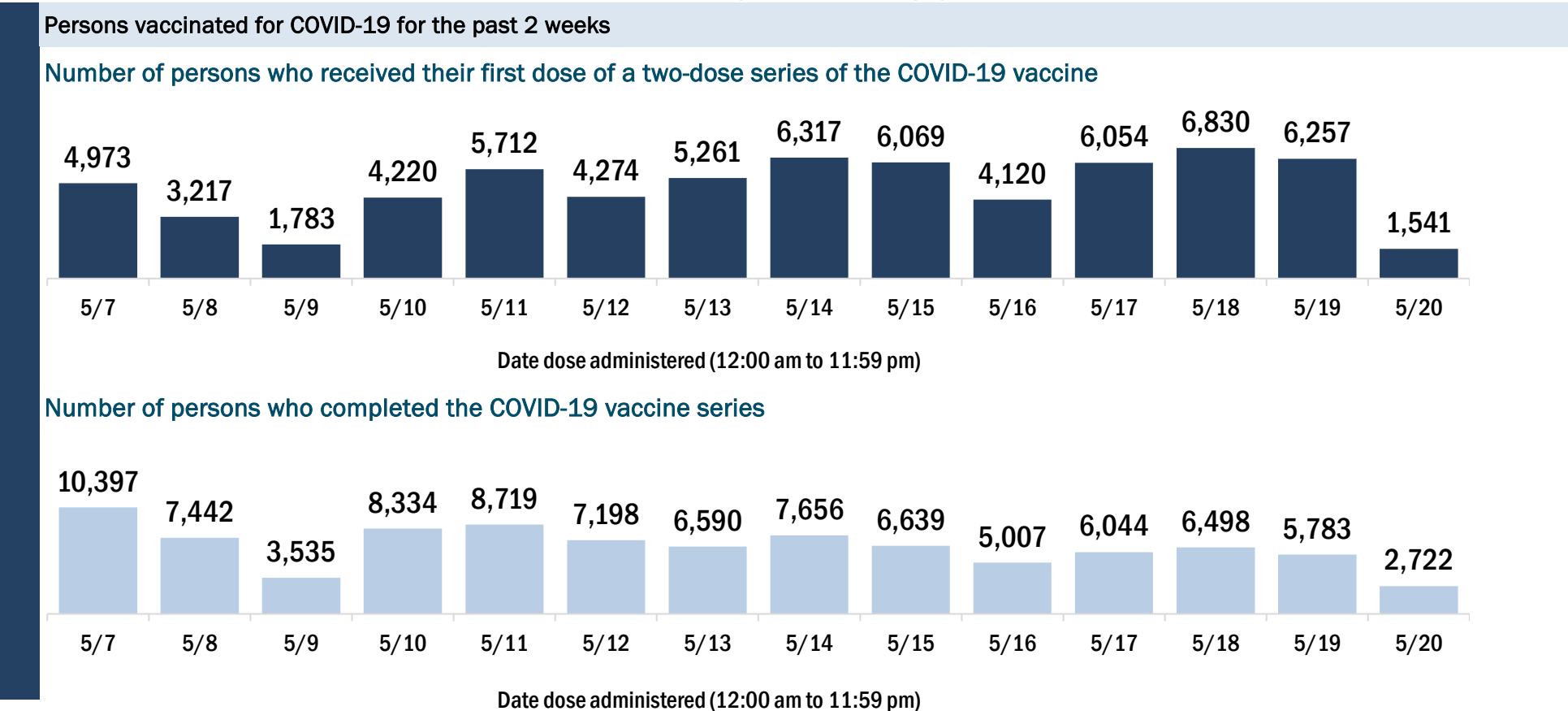
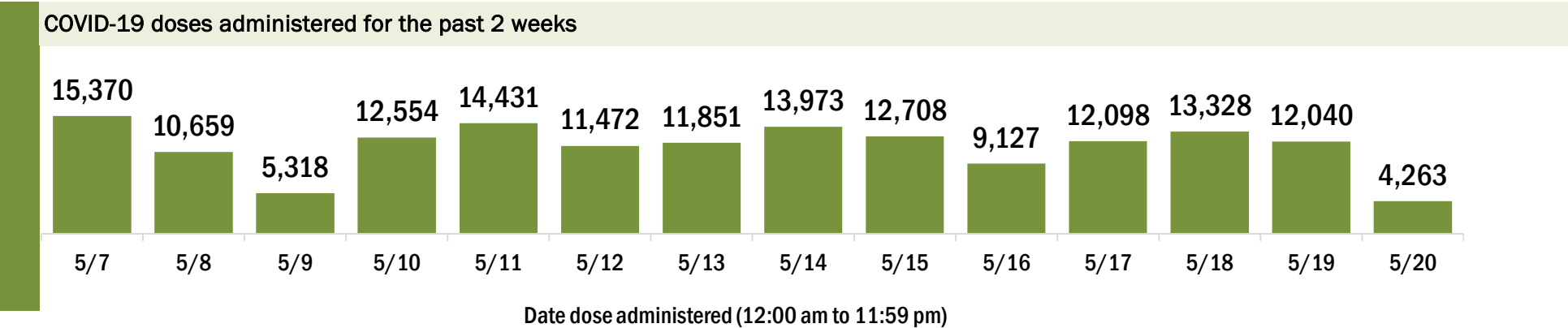
Data in this report are provisional and subject to change.

Data in this summary pertain to COVID-19 vaccines approved by the U.S. Food and Drug Administration and have been issued an Emergency Use Authorization (Janssen COVID-19 Vaccine, Moderna COVID-19 Vaccine and Pfizer-BioNTech COVID-19 Vaccine). These data summarize the number of people who have received either their first dose or have completed the series for a COVID-19 vaccine. **A person can only be counted in one category, first dose or series complete.** For persons receiving Moderna or Pfizer vaccines, once they receive their second dose, they are moved from the first dose column to the series completed column. **Because of this, the total first dose category may show a change from report to report not matching the total receiving their first dose from the previous day.** Persons receiving Johnson & Johnson vaccines will always be counted in the series completed column.

COVID-19 doses for vaccinated persons in Florida	
Doses administered	1,616,158
People receiving one dose of a 1-dose series (Johnson & Johnson) or receiving only one dose of a 2-dose series (Moderna, Pfizer) count once. Persons receiving both doses of a 2-dose series count twice.	

Current status of persons vaccinated for COVID-19 in Florida	
Total people vaccinated	949,110
First dose	217,454
Series completed	731,656
Completed 1-dose series	64,608
Completed 2-dose series	667,048
First dose: current number of people who have only received their first dose of the Moderna or Pfizer vaccine.	
Series complete: current number of people who have received both Moderna or Pfizer vaccine doses or one Johnson & Johnson dose and are considered fully immunized.	

Demographic summary	First dose	Series complete	Total people vaccinated
Age group	217,454	731,656	949,110
12-14 years	6,381	0	6,381
15-24 years	28,078	46,753	74,831
25-34 years	26,930	66,026	92,956
35-44 years	33,135	95,155	128,290
45-54 years	36,961	127,839	164,800
55-64 years	36,301	159,702	196,003
65-74 years	28,076	140,096	168,172
75-84 years	14,667	70,420	85,087
85+ years	6,925	25,665	32,590
Race	217,454	731,656	949,110
White	118,544	446,455	564,999
Black	30,416	90,208	120,624
American Indian/Alaskan	1,188	2,975	4,163
Other	26,053	88,691	114,744
Unknown	41,253	103,327	144,580
Other race includes Asian, native Hawaiian/Pacific Islander, or other.			
Ethnicity	217,454	731,656	949,110
Hispanic	66,137	176,301	242,438
Non-Hispanic	78,077	346,798	424,875
Unknown	73,240	208,557	281,797
Gender	217,454	731,656	949,110
Female	114,293	393,117	507,410
Male	102,531	337,165	439,696
Unknown	630	1,374	2,004



COVID-19: Calhoun County vaccine summary

Vaccination data through May 20, 2021 as of May 21, 2021 at 12:05 AM

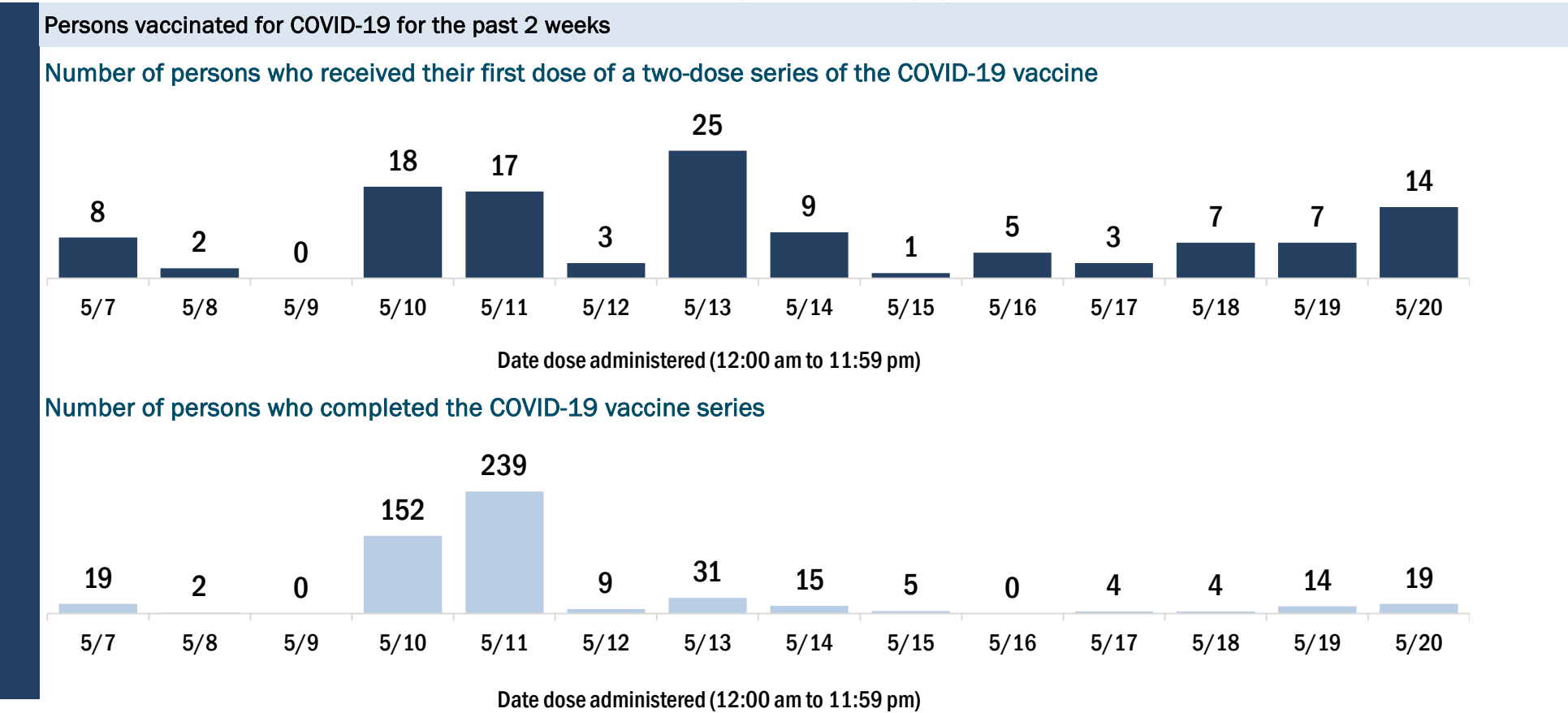
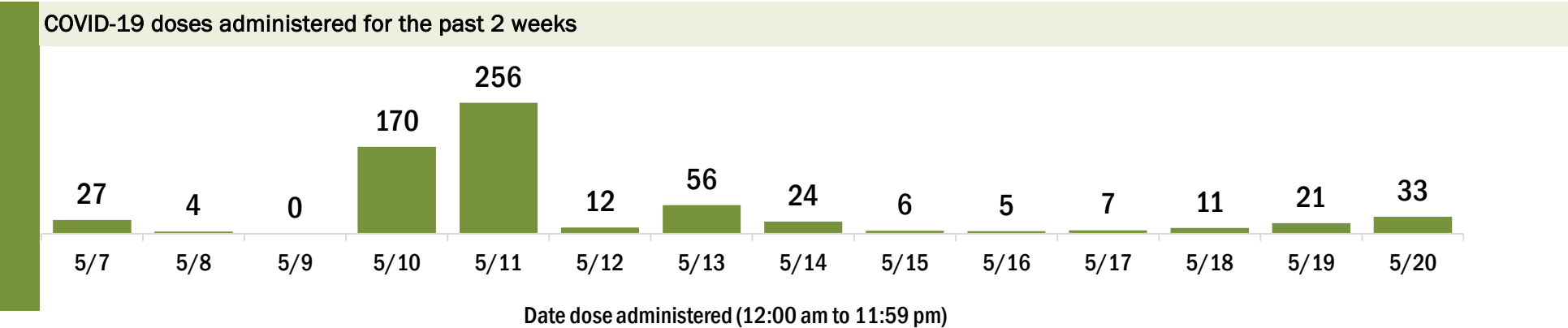
Data in this report are provisional and subject to change.

Data in this summary pertain to COVID-19 vaccines approved by the U.S. Food and Drug Administration and have been issued an Emergency Use Authorization (Janssen COVID-19 Vaccine, Moderna COVID-19 Vaccine and Pfizer-BioNTech COVID-19 Vaccine). These data summarize the number of people who have received either their first dose or have completed the series for a COVID-19 vaccine. **A person can only be counted in one category, first dose or series complete.** For persons receiving Moderna or Pfizer vaccines, once they receive their second dose, they are moved from the first dose column to the series completed column. **Because of this, the total first dose category may show a change from report to report not matching the total receiving their first dose from the previous day.** Persons receiving Johnson & Johnson vaccines will always be counted in the series completed column.

COVID-19 doses for vaccinated persons in Florida	
Doses administered	6,306
People receiving one dose of a 1-dose series (Johnson & Johnson) or receiving only one dose of a 2-dose series (Moderna, Pfizer) count once. Persons receiving both doses of a 2-dose series count twice.	

Current status of persons vaccinated for COVID-19 in Florida	
Total people vaccinated	3,509
First dose	486
Series completed	3,023
Completed 1-dose series	226
Completed 2-dose series	2,797
First dose: current number of people who have only received their first dose of the Moderna or Pfizer vaccine.	
Series complete: current number of people who have received both Moderna or Pfizer vaccine doses or one Johnson & Johnson dose and are considered fully immunized.	

Demographic summary	First dose	Series complete	Total people vaccinated
Age group	486	3,023	3,509
12-14 years	3	0	3
15-24 years	48	64	112
25-34 years	40	150	190
35-44 years	64	259	323
45-54 years	88	378	466
55-64 years	102	612	714
65-74 years	72	881	953
75-84 years	50	493	543
85+ years	19	186	205
Race	486	3,023	3,509
White	310	2,080	2,390
Black	77	336	413
American Indian/Alaskan	3	18	21
Other	45	365	410
Unknown	51	224	275
Other race includes Asian, native Hawaiian/Pacific Islander, or other.			
Ethnicity	486	3,023	3,509
Hispanic	10	56	66
Non-Hispanic	207	1,485	1,692
Unknown	269	1,482	1,751
Gender	486	3,023	3,509
Female	216	1,473	1,689
Male	270	1,549	1,819
Unknown	0	1	1



COVID-19: Charlotte County vaccine summary

Vaccination data through May 20, 2021 as of May 21, 2021 at 12:05 AM

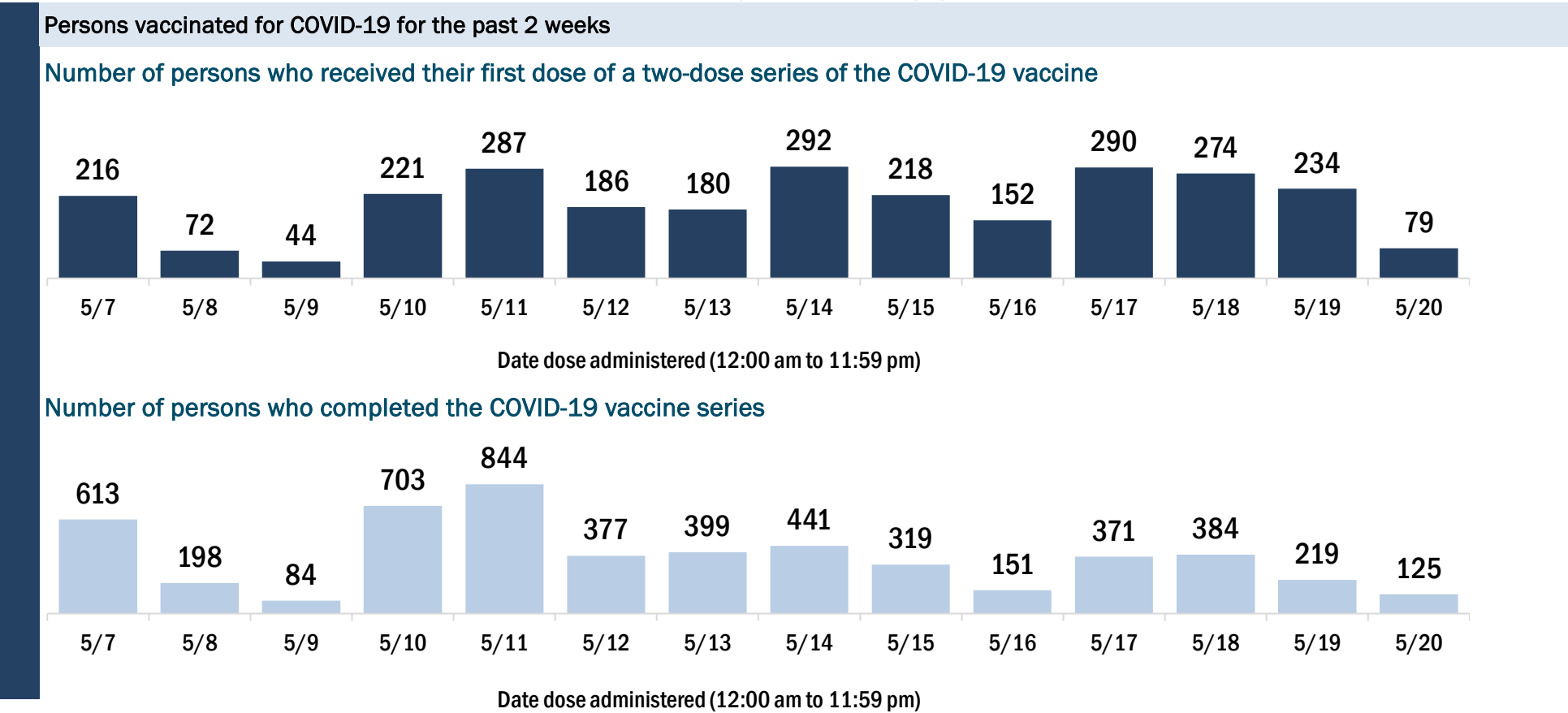
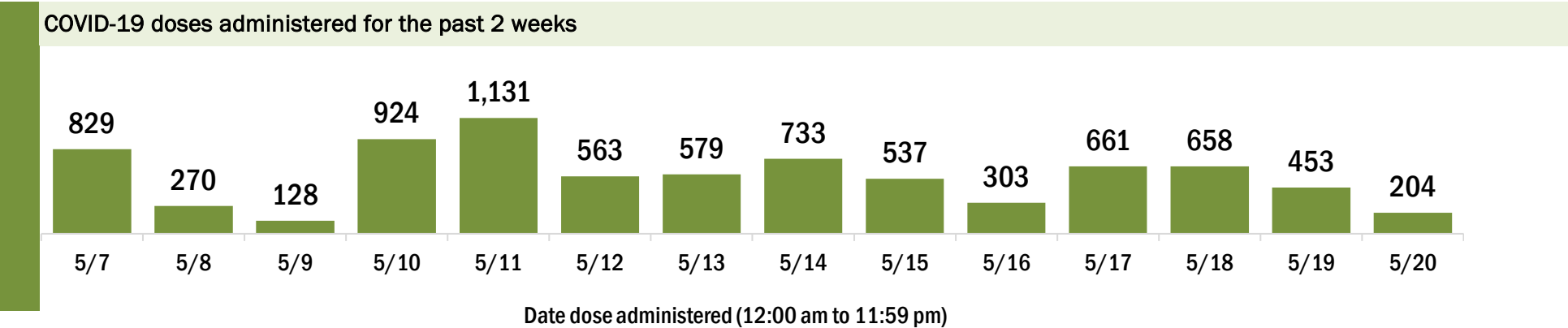
Data in this report are provisional and subject to change.

Data in this summary pertain to COVID-19 vaccines approved by the U.S. Food and Drug Administration and have been issued an Emergency Use Authorization (Janssen COVID-19 Vaccine, Moderna COVID-19 Vaccine and Pfizer-BioNTech COVID-19 Vaccine). These data summarize the number of people who have received either their first dose or have completed the series for a COVID-19 vaccine. **A person can only be counted in one category, first dose or series complete.** For persons receiving Moderna or Pfizer vaccines, once they receive their second dose, they are moved from the first dose column to the series completed column. **Because of this, the total first dose category may show a change from report to report not matching the total receiving their first dose from the previous day.** Persons receiving Johnson & Johnson vaccines will always be counted in the series completed column.

COVID-19 doses for vaccinated persons in Florida	
Doses administered	185,721
People receiving one dose of a 1-dose series (Johnson & Johnson) or receiving only one dose of a 2-dose series (Moderna, Pfizer) count once. Persons receiving both doses of a 2-dose series count twice.	

Current status of persons vaccinated for COVID-19 in Florida	
Total people vaccinated	107,724
First dose	23,234
Series completed	84,490
Completed 1-dose series	6,493
Completed 2-dose series	77,997
First dose: current number of people who have only received their first dose of the Moderna or Pfizer vaccine.	
Series complete: current number of people who have received both Moderna or Pfizer vaccine doses or one Johnson & Johnson dose and are considered fully immunized.	

Demographic summary	First dose	Series complete	Total people vaccinated
Age group	23,234	84,490	107,724
12-14 years	164	0	164
15-24 years	1,101	1,491	2,592
25-34 years	1,053	2,143	3,196
35-44 years	1,346	3,056	4,402
45-54 years	2,277	6,070	8,347
55-64 years	5,035	16,537	21,572
65-74 years	6,554	31,302	37,856
75-84 years	4,239	18,459	22,698
85+ years	1,465	5,432	6,897
Race	23,234	84,490	107,724
White	17,298	64,171	81,469
Black	789	1,838	2,627
American Indian/Alaskan	145	345	490
Other	1,703	5,649	7,352
Unknown	3,299	12,487	15,786
Other race includes Asian, native Hawaiian/Pacific Islander, or other.			
Ethnicity	23,234	84,490	107,724
Hispanic	1,111	2,580	3,691
Non-Hispanic	13,377	51,357	64,734
Unknown	8,746	30,553	39,299
Gender	23,234	84,490	107,724
Female	12,194	46,521	58,715
Male	11,007	37,940	48,947
Unknown	33	29	62



COVID-19: Citrus County vaccine summary

Vaccination data through May 20, 2021 as of May 21, 2021 at 12:05 AM

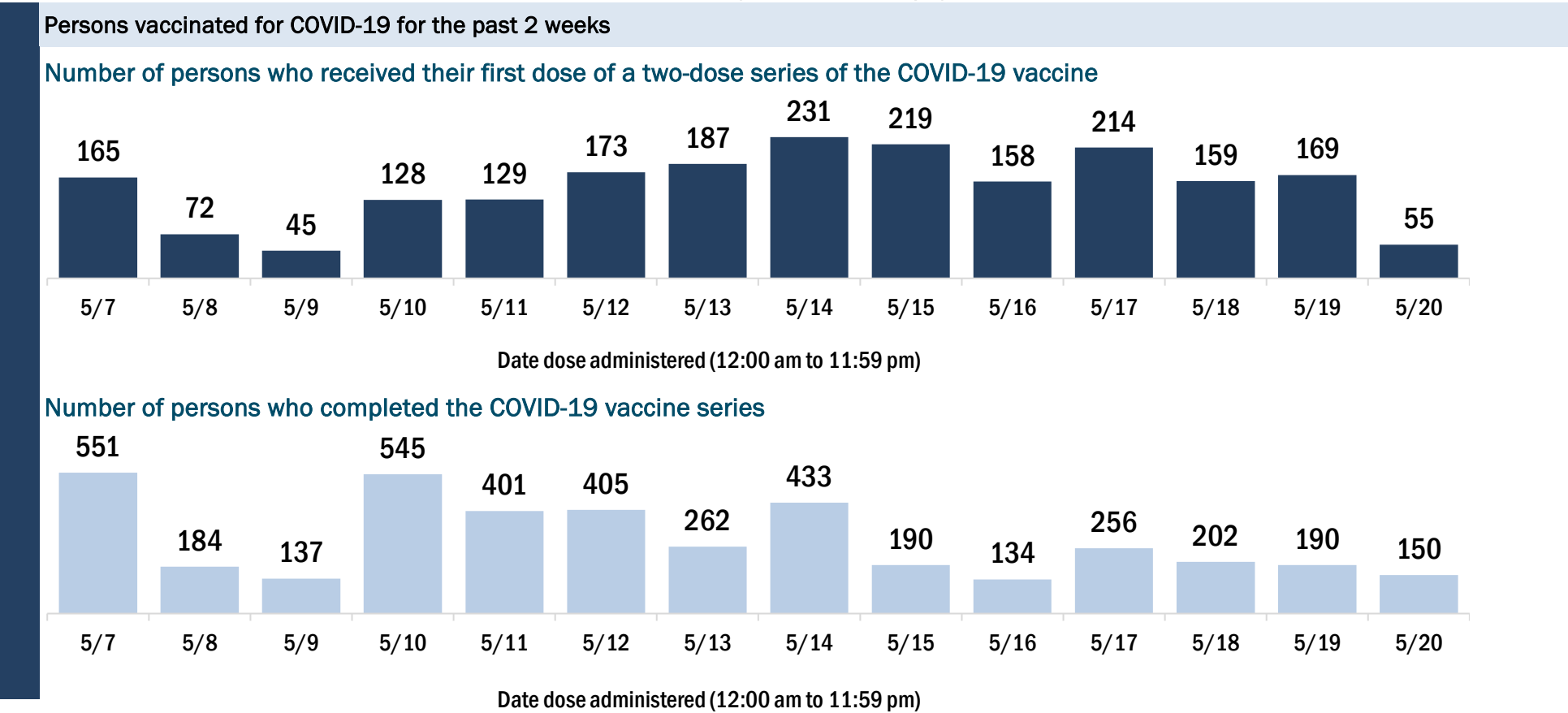
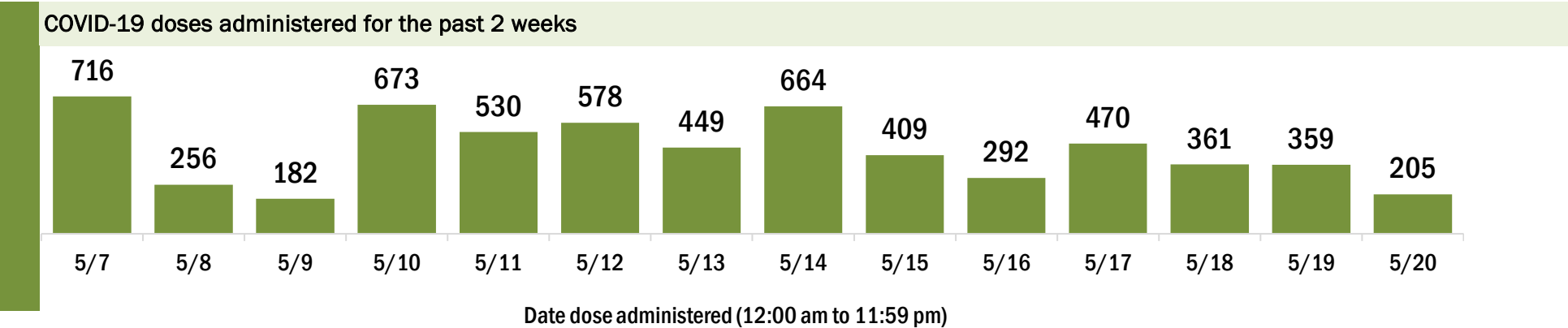
Data in this report are provisional and subject to change.

Data in this summary pertain to COVID-19 vaccines approved by the U.S. Food and Drug Administration and have been issued an Emergency Use Authorization (Janssen COVID-19 Vaccine, Moderna COVID-19 Vaccine and Pfizer-BioNTech COVID-19 Vaccine). These data summarize the number of people who have received either their first dose or have completed the series for a COVID-19 vaccine. **A person can only be counted in one category, first dose or series complete.** For persons receiving Moderna or Pfizer vaccines, once they receive their second dose, they are moved from the first dose column to the series completed column. **Because of this, the total first dose category may show a change from report to report not matching the total receiving their first dose from the previous day.** Persons receiving Johnson & Johnson vaccines will always be counted in the series completed column.

COVID-19 doses for vaccinated persons in Florida	
Doses administered	116,087
People receiving one dose of a 1-dose series (Johnson & Johnson) or receiving only one dose of a 2-dose series (Moderna, Pfizer) count once. Persons receiving both doses of a 2-dose series count twice.	

Current status of persons vaccinated for COVID-19 in Florida	
Total people vaccinated	64,165
First dose	9,838
Series completed	54,327
Completed 1-dose series	2,405
Completed 2-dose series	51,922
First dose: current number of people who have only received their first dose of the Moderna or Pfizer vaccine.	
Series complete: current number of people who have received both Moderna or Pfizer vaccine doses or one Johnson & Johnson dose and are considered fully immunized.	

Demographic summary	First dose	Series complete	Total people vaccinated
Age group	9,838	54,327	64,165
12-14 years	102	0	102
15-24 years	678	1,037	1,715
25-34 years	638	1,437	2,075
35-44 years	716	2,006	2,722
45-54 years	1,184	3,837	5,021
55-64 years	1,975	9,926	11,901
65-74 years	2,460	19,420	21,880
75-84 years	1,577	12,891	14,468
85+ years	508	3,773	4,281
Race	9,838	54,327	64,165
White	7,287	41,221	48,508
Black	221	818	1,039
American Indian/Alaskan	51	293	344
Other	746	3,554	4,300
Unknown	1,533	8,441	9,974
Other race includes Asian, native Hawaiian/Pacific Islander, or other.			
Ethnicity	9,838	54,327	64,165
Hispanic	465	1,826	2,291
Non-Hispanic	5,915	32,766	38,681
Unknown	3,458	19,735	23,193
Gender	9,838	54,327	64,165
Female	5,375	30,649	36,024
Male	4,441	23,663	28,104
Unknown	22	15	37



COVID-19: Clay County vaccine summary

Vaccination data through May 20, 2021 as of May 21, 2021 at 12:05 AM

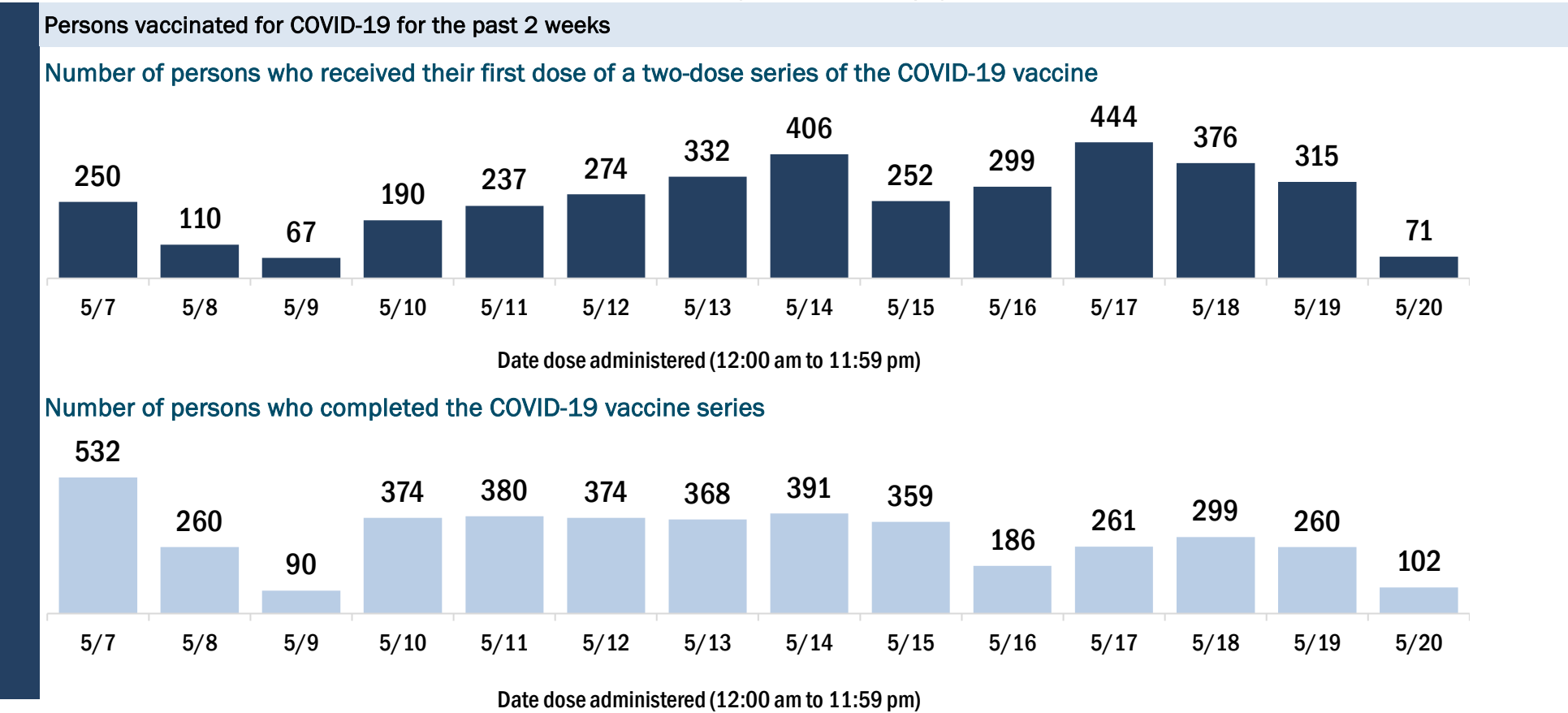
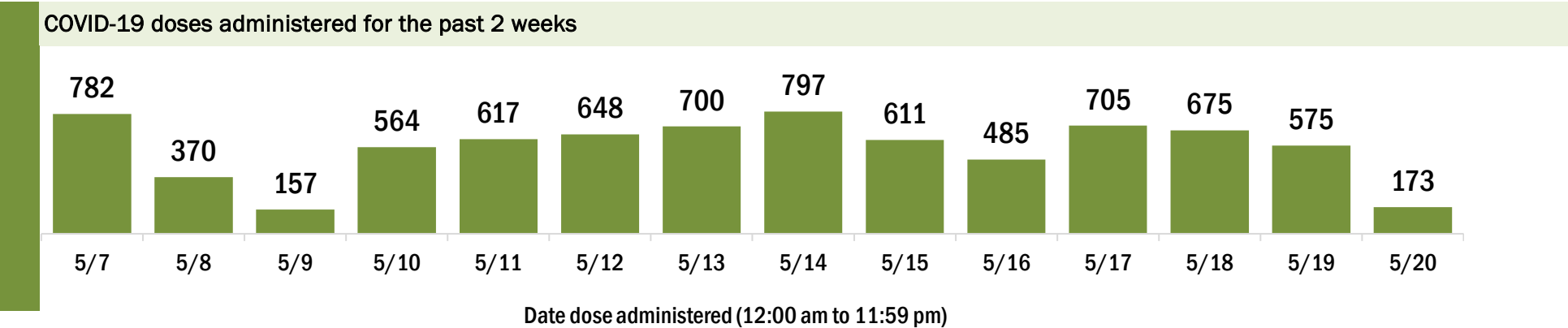
Data in this report are provisional and subject to change.

Data in this summary pertain to COVID-19 vaccines approved by the U.S. Food and Drug Administration and have been issued an Emergency Use Authorization (Janssen COVID-19 Vaccine, Moderna COVID-19 Vaccine and Pfizer-BioNTech COVID-19 Vaccine). These data summarize the number of people who have received either their first dose or have completed the series for a COVID-19 vaccine. **A person can only be counted in one category, first dose or series complete.** For persons receiving Moderna or Pfizer vaccines, once they receive their second dose, they are moved from the first dose column to the series completed column. **Because of this, the total first dose category may show a change from report to report not matching the total receiving their first dose from the previous day.** Persons receiving Johnson & Johnson vaccines will always be counted in the series completed column.

COVID-19 doses for vaccinated persons in Florida	
Doses administered	123,297
People receiving one dose of a 1-dose series (Johnson & Johnson) or receiving only one dose of a 2-dose series (Moderna, Pfizer) count once. Persons receiving both doses of a 2-dose series count twice.	

Current status of persons vaccinated for COVID-19 in Florida	
Total people vaccinated	69,580
First dose	11,869
Series completed	57,711
Completed 1-dose series	3,994
Completed 2-dose series	53,717
First dose: current number of people who have only received their first dose of the Moderna or Pfizer vaccine.	
Series complete: current number of people who have received both Moderna or Pfizer vaccine doses or one Johnson & Johnson dose and are considered fully immunized.	

Demographic summary	First dose	Series complete	Total people vaccinated
Age group	11,869	57,711	69,580
12-14 years	316	0	316
15-24 years	1,794	3,185	4,979
25-34 years	1,412	3,625	5,037
35-44 years	1,812	5,799	7,611
45-54 years	1,959	8,451	10,410
55-64 years	2,234	12,592	14,826
65-74 years	1,240	14,640	15,880
75-84 years	767	7,251	8,018
85+ years	335	2,168	2,503
Race	11,869	57,711	69,580
White	6,818	40,353	47,171
Black	1,147	4,171	5,318
American Indian/Alaskan	54	260	314
Other	1,562	5,763	7,325
Unknown	2,288	7,164	9,452
Other race includes Asian, native Hawaiian/Pacific Islander, or other.			
Ethnicity	11,869	57,711	69,580
Hispanic	966	3,332	4,298
Non-Hispanic	6,688	40,792	47,480
Unknown	4,215	13,587	17,802
Gender	11,869	57,711	69,580
Female	6,348	32,844	39,192
Male	5,348	24,861	30,209
Unknown	173	6	179



COVID-19: Collier County vaccine summary

Vaccination data through May 20, 2021 as of May 21, 2021 at 12:05 AM

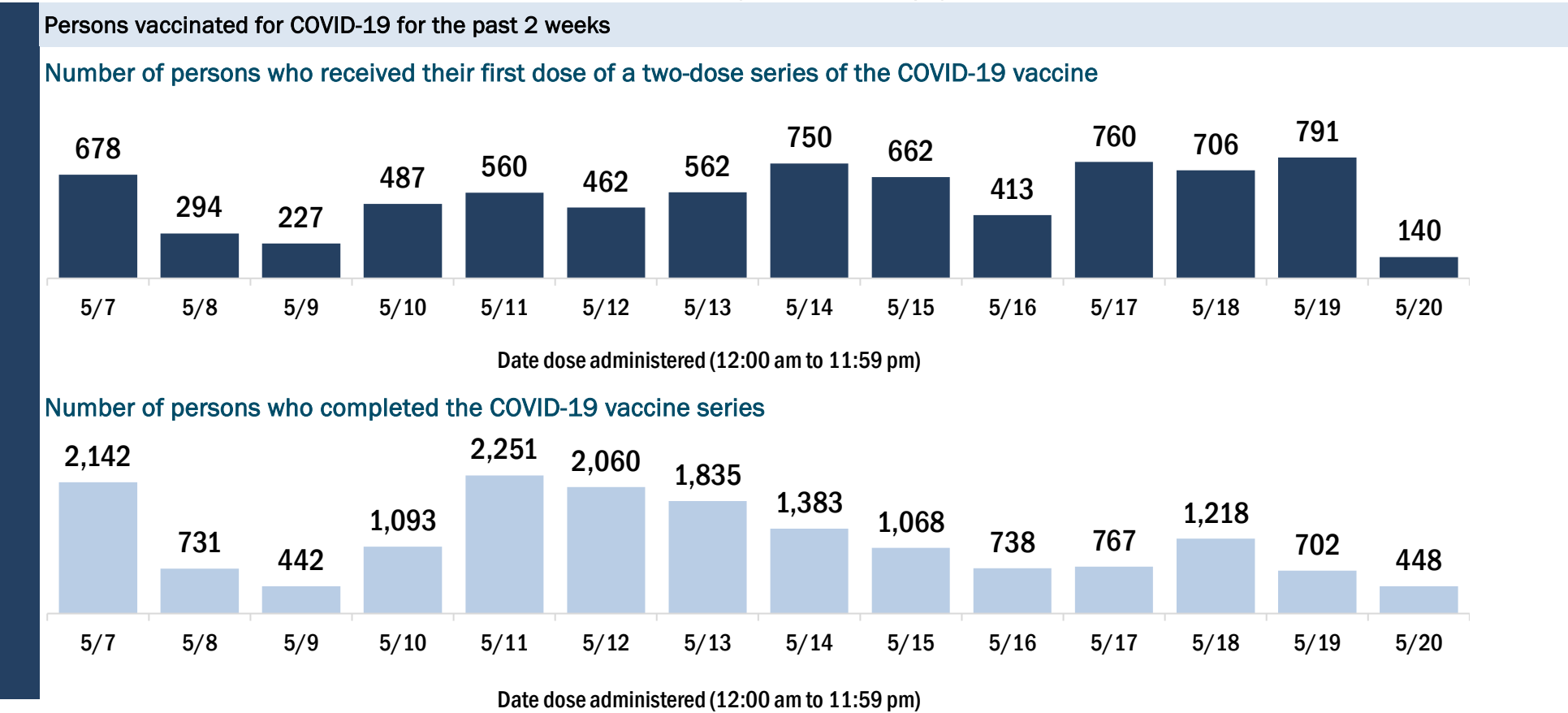
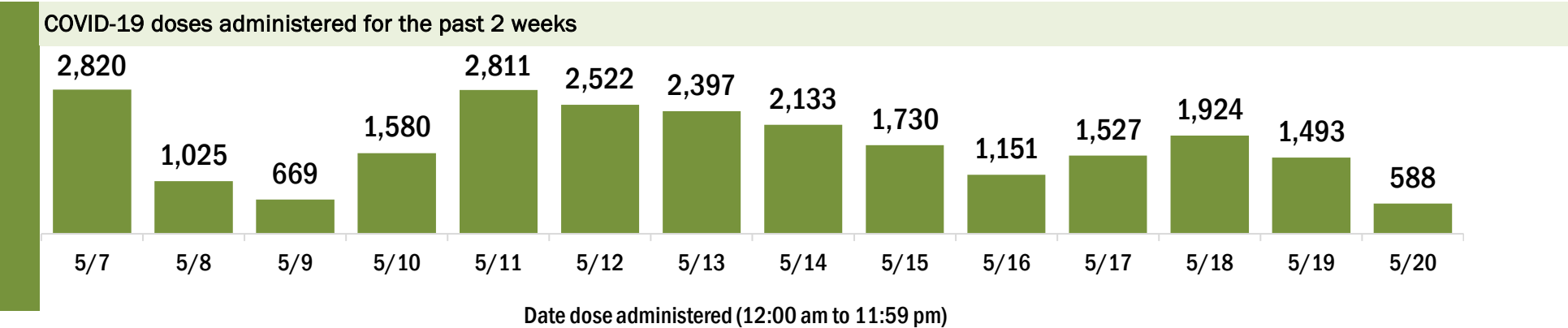
Data in this report are provisional and subject to change.

Data in this summary pertain to COVID-19 vaccines approved by the U.S. Food and Drug Administration and have been issued an Emergency Use Authorization (Janssen COVID-19 Vaccine, Moderna COVID-19 Vaccine and Pfizer-BioNTech COVID-19 Vaccine). These data summarize the number of people who have received either their first dose or have completed the series for a COVID-19 vaccine. **A person can only be counted in one category, first dose or series complete.** For persons receiving Moderna or Pfizer vaccines, once they receive their second dose, they are moved from the first dose column to the series completed column. **Because of this, the total first dose category may show a change from report to report not matching the total receiving their first dose from the previous day.** Persons receiving Johnson & Johnson vaccines will always be counted in the series completed column.

COVID-19 doses for vaccinated persons in Florida	
Doses administered	360,556
People receiving one dose of a 1-dose series (Johnson & Johnson) or receiving only one dose of a 2-dose series (Moderna, Pfizer) count once. Persons receiving both doses of a 2-dose series count twice.	

Current status of persons vaccinated for COVID-19 in Florida	
Total people vaccinated	205,635
First dose	35,680
Series completed	169,955
Completed 1-dose series	15,034
Completed 2-dose series	154,921
First dose: current number of people who have only received their first dose of the Moderna or Pfizer vaccine.	
Series complete: current number of people who have received both Moderna or Pfizer vaccine doses or one Johnson & Johnson dose and are considered fully immunized.	

Demographic summary	First dose	Series complete	Total people vaccinated
Age group	35,680	169,955	205,635
12-14 years	576	0	576
15-24 years	3,322	5,279	8,601
25-34 years	3,069	7,430	10,499
35-44 years	3,872	10,459	14,331
45-54 years	4,907	16,274	21,181
55-64 years	6,690	30,969	37,659
65-74 years	6,821	52,891	59,712
75-84 years	4,649	36,115	40,764
85+ years	1,774	10,538	12,312
Race	35,680	169,955	205,635
White	23,234	112,198	135,432
Black	951	2,641	3,592
American Indian/Alaskan	124	524	648
Other	3,959	14,450	18,409
Unknown	7,412	40,142	47,554
Other race includes Asian, native Hawaiian/Pacific Islander, or other.			
Ethnicity	35,680	169,955	205,635
Hispanic	6,940	16,679	23,619
Non-Hispanic	14,618	77,024	91,642
Unknown	14,122	76,252	90,374
Gender	35,680	169,955	205,635
Female	18,832	92,044	110,876
Male	16,617	77,614	94,231
Unknown	231	297	528



COVID-19: Columbia County vaccine summary

Vaccination data through May 20, 2021 as of May 21, 2021 at 12:05 AM

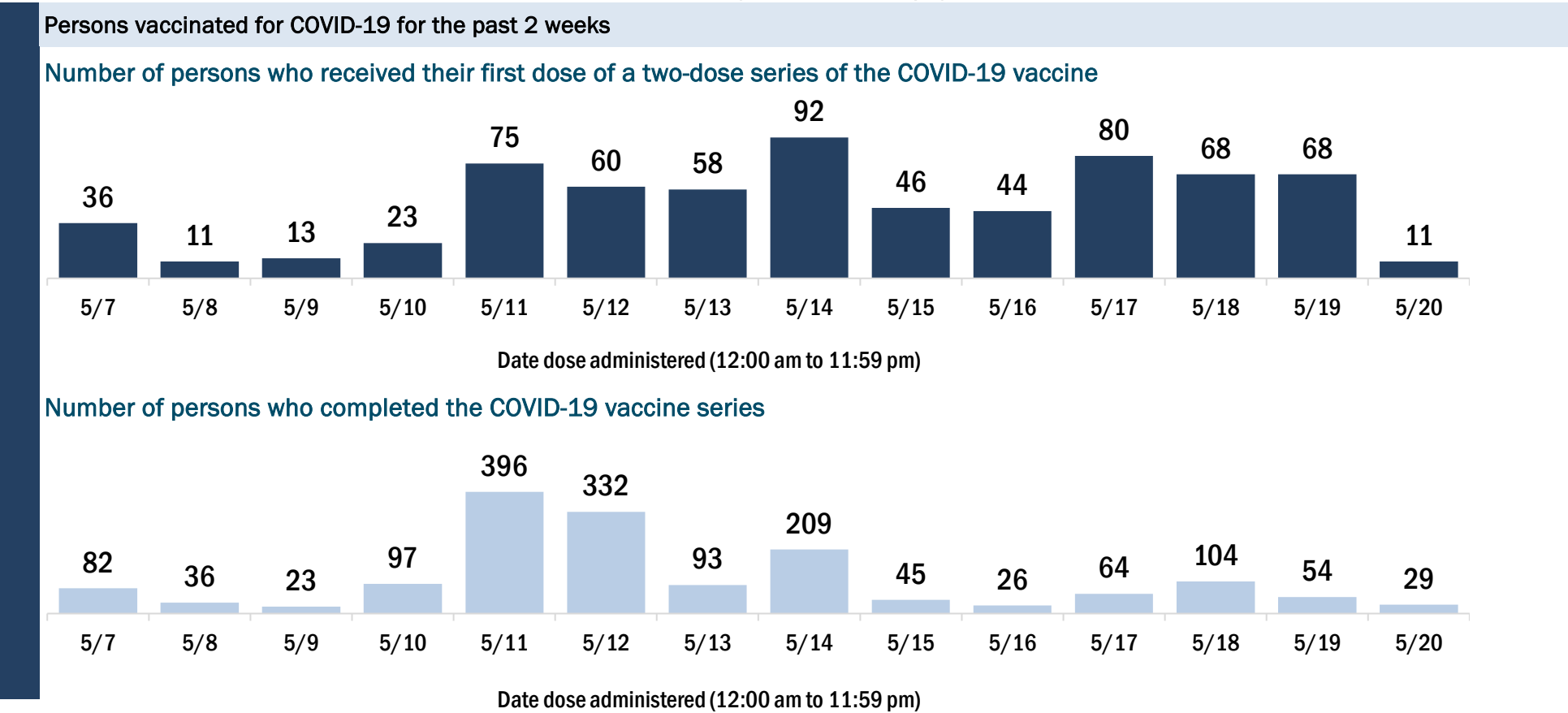
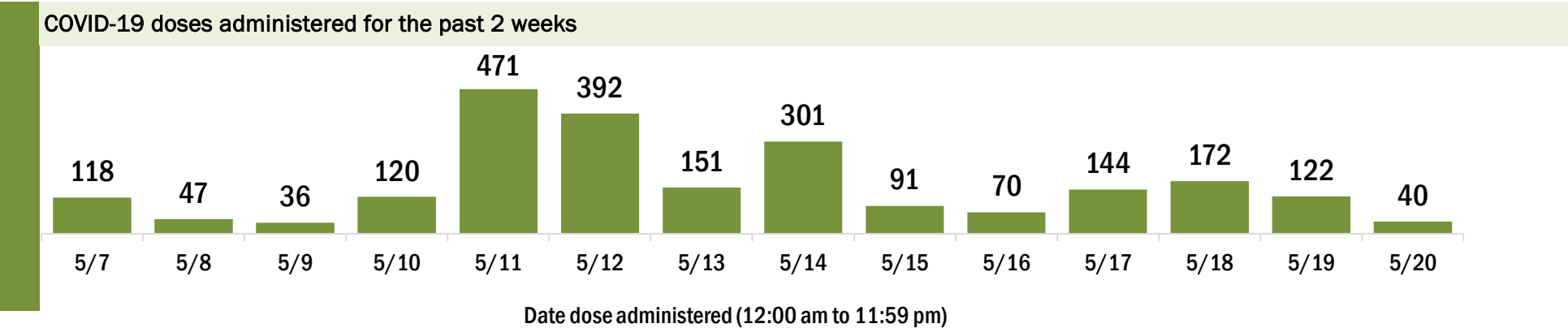
Data in this report are provisional and subject to change.

Data in this summary pertain to COVID-19 vaccines approved by the U.S. Food and Drug Administration and have been issued an Emergency Use Authorization (Janssen COVID-19 Vaccine, Moderna COVID-19 Vaccine and Pfizer-BioNTech COVID-19 Vaccine). These data summarize the number of people who have received either their first dose or have completed the series for a COVID-19 vaccine. **A person can only be counted in one category, first dose or series complete.** For persons receiving Moderna or Pfizer vaccines, once they receive their second dose, they are moved from the first dose column to the series completed column. **Because of this, the total first dose category may show a change from report to report not matching the total receiving their first dose from the previous day.** Persons receiving Johnson & Johnson vaccines will always be counted in the series completed column.

COVID-19 doses for vaccinated persons in Florida	
Doses administered	30,847
People receiving one dose of a 1-dose series (Johnson & Johnson) or receiving only one dose of a 2-dose series (Moderna, Pfizer) count once. Persons receiving both doses of a 2-dose series count twice.	

Current status of persons vaccinated for COVID-19 in Florida	
Total people vaccinated	17,548
First dose	2,416
Series completed	15,132
Completed 1-dose series	1,833
Completed 2-dose series	13,299
First dose: current number of people who have only received their first dose of the Moderna or Pfizer vaccine.	
Series complete: current number of people who have received both Moderna or Pfizer vaccine doses or one Johnson & Johnson dose and are considered fully immunized.	

Demographic summary	First dose	Series complete	Total people vaccinated
Age group	2,416	15,132	17,548
12-14 years	38	0	38
15-24 years	351	554	905
25-34 years	278	770	1,048
35-44 years	313	1,159	1,472
45-54 years	395	1,788	2,183
55-64 years	527	3,158	3,685
65-74 years	305	4,465	4,770
75-84 years	153	2,520	2,673
85+ years	56	718	774
Race	2,416	15,132	17,548
White	1,428	10,777	12,205
Black	330	1,827	2,157
American Indian/Alaskan	14	82	96
Other	310	1,048	1,358
Unknown	334	1,398	1,732
Other race includes Asian, native Hawaiian/Pacific Islander, or other.			
Ethnicity	2,416	15,132	17,548
Hispanic	205	594	799
Non-Hispanic	1,391	10,742	12,133
Unknown	820	3,796	4,616
Gender	2,416	15,132	17,548
Female	1,184	8,284	9,468
Male	1,227	6,848	8,075
Unknown	5	0	5



COVID-19: Dade County vaccine summary

Vaccination data through May 20, 2021 as of May 21, 2021 at 12:05 AM

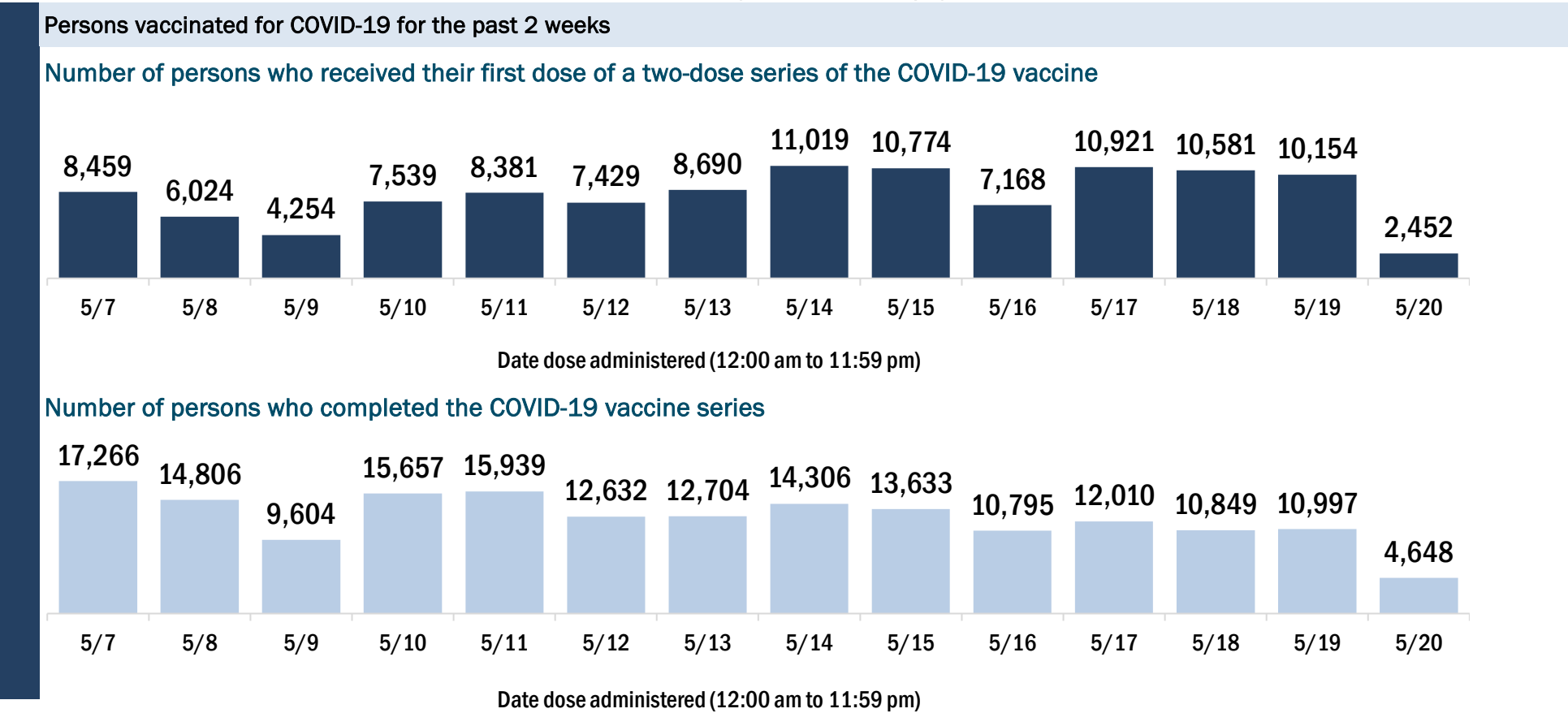
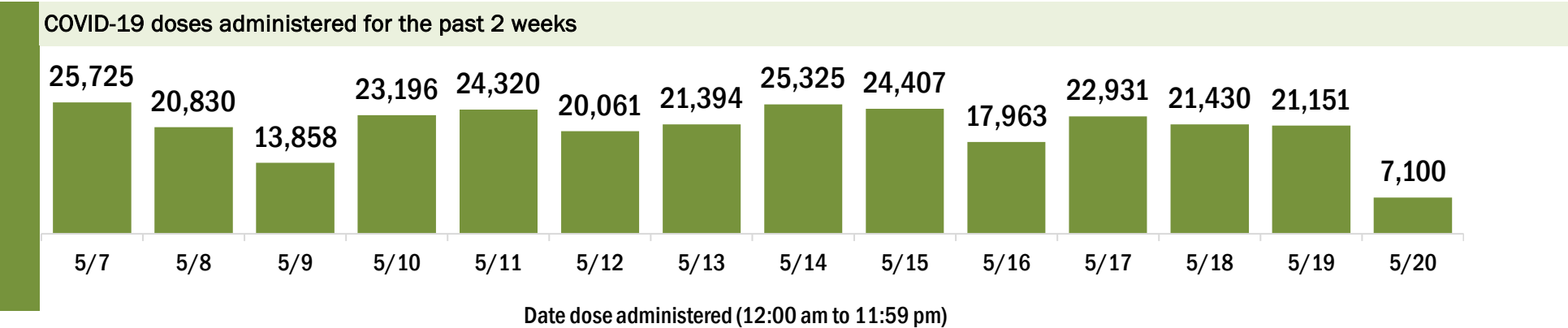
Data in this report are provisional and subject to change.

Data in this summary pertain to COVID-19 vaccines approved by the U.S. Food and Drug Administration and have been issued an Emergency Use Authorization (Janssen COVID-19 Vaccine, Moderna COVID-19 Vaccine and Pfizer-BioNTech COVID-19 Vaccine). These data summarize the number of people who have received either their first dose or have completed the series for a COVID-19 vaccine. **A person can only be counted in one category, first dose or series complete.** For persons receiving Moderna or Pfizer vaccines, once they receive their second dose, they are moved from the first dose column to the series completed column. **Because of this, the total first dose category may show a change from report to report not matching the total receiving their first dose from the previous day.** Persons receiving Johnson & Johnson vaccines will always be counted in the series completed column.

COVID-19 doses for vaccinated persons in Florida	
Doses administered	2,422,003
People receiving one dose of a 1-dose series (Johnson & Johnson) or receiving only one dose of a 2-dose series (Moderna, Pfizer) count once. Persons receiving both doses of a 2-dose series count twice.	

Current status of persons vaccinated for COVID-19 in Florida	
Total people vaccinated	1,455,563
First dose	345,951
Series completed	1,109,612
Completed 1-dose series	143,172
Completed 2-dose series	966,440
First dose: current number of people who have only received their first dose of the Moderna or Pfizer vaccine.	
Series complete: current number of people who have received both Moderna or Pfizer vaccine doses or one Johnson & Johnson dose and are considered fully immunized.	

Demographic summary	First dose	Series complete	Total people vaccinated
Age group	345,951	1,109,612	1,455,563
12-14 years	8,446	0	8,446
15-24 years	40,996	74,840	115,836
25-34 years	49,800	117,833	167,633
35-44 years	57,062	156,846	213,908
45-54 years	61,285	204,079	265,364
55-64 years	54,885	223,616	278,501
65-74 years	41,843	183,652	225,495
75-84 years	21,992	107,793	129,785
85+ years	9,642	40,953	50,595
Race	345,951	1,109,612	1,455,563
White	226,458	782,284	1,008,742
Black	21,959	69,447	91,406
American Indian/Alaskan	1,902	2,644	4,546
Other	44,218	122,707	166,925
Unknown	51,414	132,530	183,944
Other race includes Asian, native Hawaiian/Pacific Islander, or other.			
Ethnicity	345,951	1,109,612	1,455,563
Hispanic	184,897	558,408	743,305
Non-Hispanic	52,520	220,727	273,247
Unknown	108,534	330,477	439,011
Gender	345,951	1,109,612	1,455,563
Female	178,848	596,190	775,038
Male	164,800	511,486	676,286
Unknown	2,303	1,936	4,239



COVID-19: Desoto County vaccine summary

Vaccination data through May 20, 2021 as of May 21, 2021 at 12:05 AM

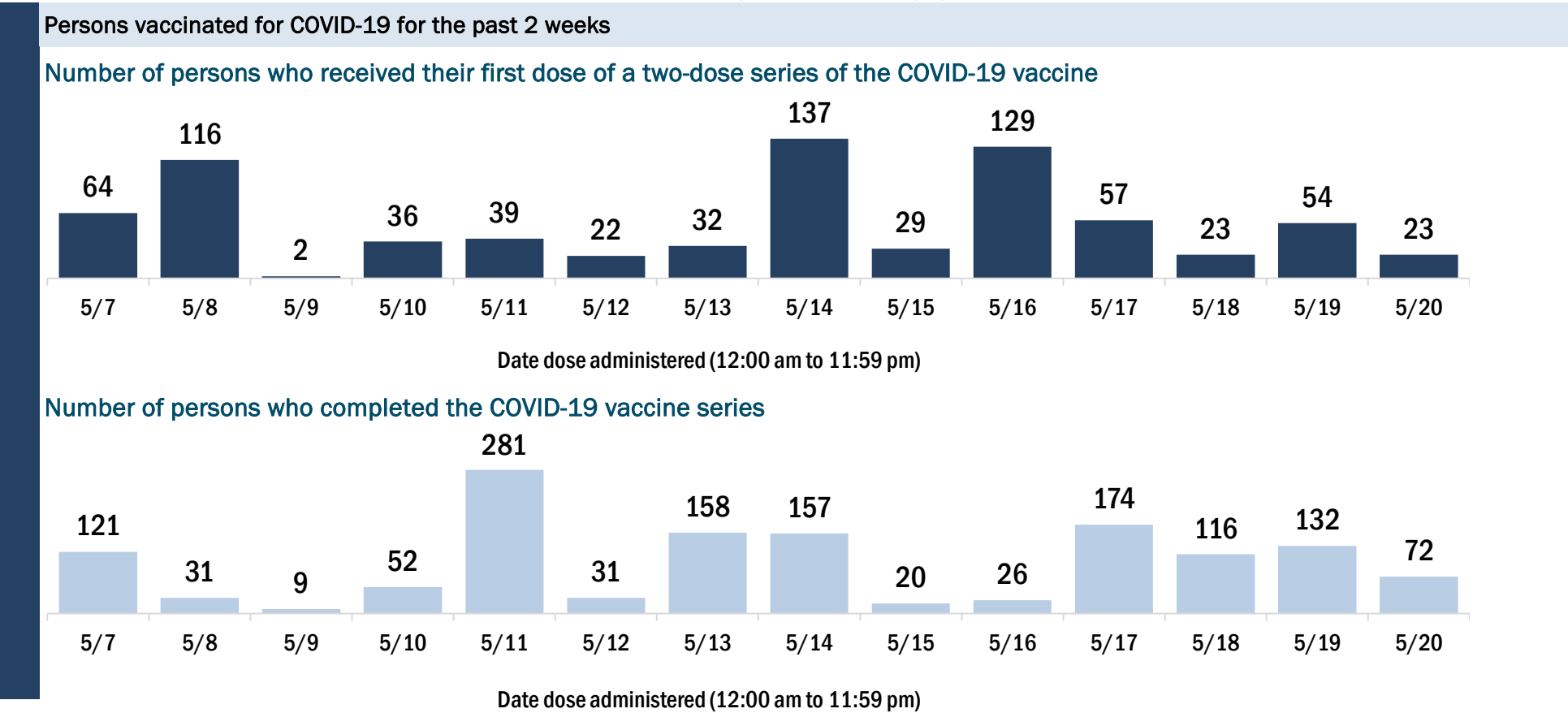
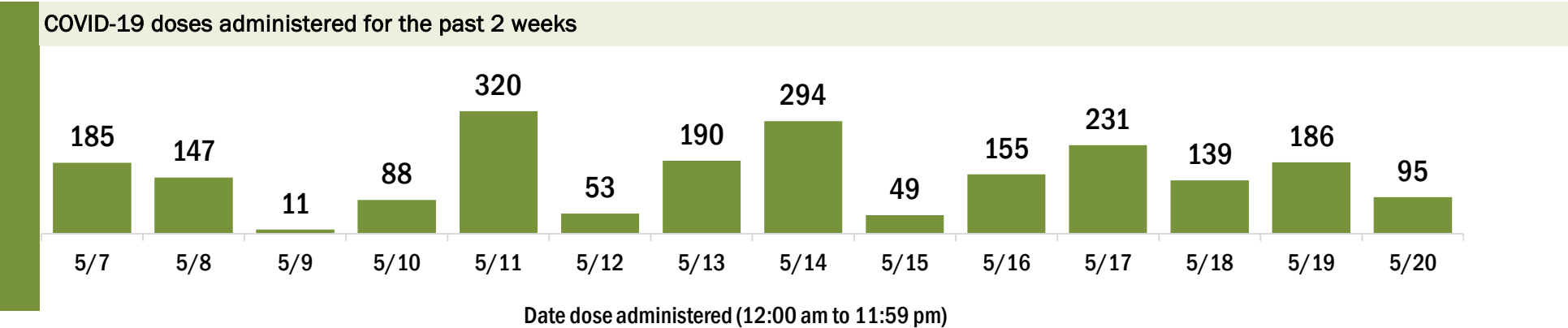
Data in this report are provisional and subject to change.

Data in this summary pertain to COVID-19 vaccines approved by the U.S. Food and Drug Administration and have been issued an Emergency Use Authorization (Janssen COVID-19 Vaccine, Moderna COVID-19 Vaccine and Pfizer-BioNTech COVID-19 Vaccine). These data summarize the number of people who have received either their first dose or have completed the series for a COVID-19 vaccine. **A person can only be counted in one category, first dose or series complete.** For persons receiving Moderna or Pfizer vaccines, once they receive their second dose, they are moved from the first dose column to the series completed column. **Because of this, the total first dose category may show a change from report to report not matching the total receiving their first dose from the previous day.** Persons receiving Johnson & Johnson vaccines will always be counted in the series completed column.

COVID-19 doses for vaccinated persons in Florida	
Doses administered	21,891
People receiving one dose of a 1-dose series (Johnson & Johnson) or receiving only one dose of a 2-dose series (Moderna, Pfizer) count once. Persons receiving both doses of a 2-dose series count twice.	

Current status of persons vaccinated for COVID-19 in Florida	
Total people vaccinated	13,314
First dose	3,932
Series completed	9,382
Completed 1-dose series	805
Completed 2-dose series	8,577
First dose: current number of people who have only received their first dose of the Moderna or Pfizer vaccine.	
Series complete: current number of people who have received both Moderna or Pfizer vaccine doses or one Johnson & Johnson dose and are considered fully immunized.	

Demographic summary	First dose	Series complete	Total people vaccinated
Age group	3,932	9,382	13,314
12-14 years	25	0	25
15-24 years	365	361	726
25-34 years	524	584	1,108
35-44 years	625	672	1,297
45-54 years	717	911	1,628
55-64 years	740	1,649	2,389
65-74 years	552	2,885	3,437
75-84 years	302	1,888	2,190
85+ years	82	432	514
Race	3,932	9,382	13,314
White	1,798	6,418	8,216
Black	410	485	895
American Indian/Alaskan	13	37	50
Other	977	1,376	2,353
Unknown	734	1,066	1,800
Other race includes Asian, native Hawaiian/Pacific Islander, or other.			
Ethnicity	3,932	9,382	13,314
Hispanic	1,236	1,522	2,758
Non-Hispanic	1,508	4,507	6,015
Unknown	1,188	3,353	4,541
Gender	3,932	9,382	13,314
Female	1,212	4,835	6,047
Male	2,720	4,546	7,266
Unknown	0	1	1



COVID-19: Dixie County vaccine summary

Vaccination data through May 20, 2021 as of May 21, 2021 at 12:05 AM

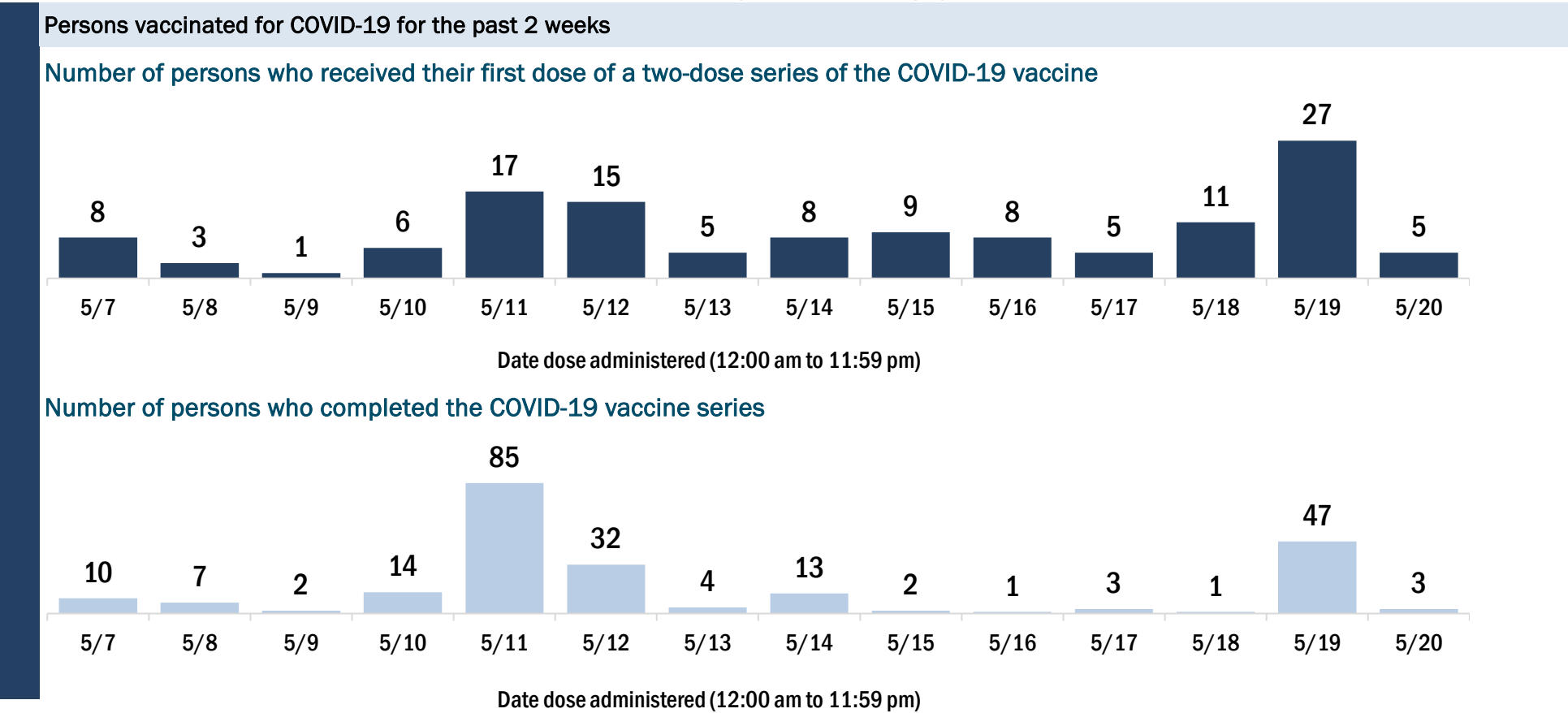
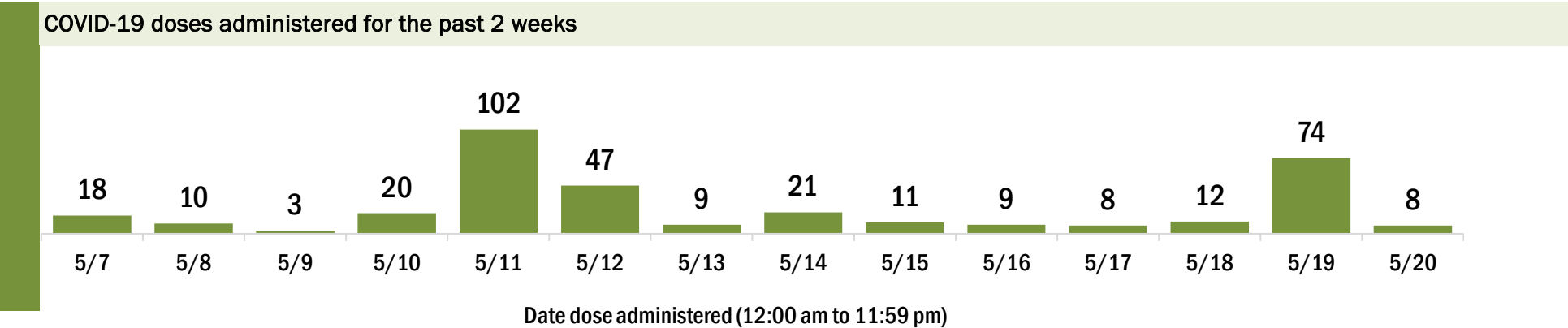
Data in this report are provisional and subject to change.

Data in this summary pertain to COVID-19 vaccines approved by the U.S. Food and Drug Administration and have been issued an Emergency Use Authorization (Janssen COVID-19 Vaccine, Moderna COVID-19 Vaccine and Pfizer-BioNTech COVID-19 Vaccine). These data summarize the number of people who have received either their first dose or have completed the series for a COVID-19 vaccine. **A person can only be counted in one category, first dose or series complete.** For persons receiving Moderna or Pfizer vaccines, once they receive their second dose, they are moved from the first dose column to the series completed column. **Because of this, the total first dose category may show a change from report to report not matching the total receiving their first dose from the previous day.** Persons receiving Johnson & Johnson vaccines will always be counted in the series completed column.

COVID-19 doses for vaccinated persons in Florida	
Doses administered	6,780
People receiving one dose of a 1-dose series (Johnson & Johnson) or receiving only one dose of a 2-dose series (Moderna, Pfizer) count once. Persons receiving both doses of a 2-dose series count twice.	

Current status of persons vaccinated for COVID-19 in Florida	
Total people vaccinated	4,080
First dose	944
Series completed	3,136
Completed 1-dose series	436
Completed 2-dose series	2,700
First dose: current number of people who have only received their first dose of the Moderna or Pfizer vaccine.	
Series complete: current number of people who have received both Moderna or Pfizer vaccine doses or one Johnson & Johnson dose and are considered fully immunized.	

Demographic summary	First dose	Series complete	Total people vaccinated
Age group	944	3,136	4,080
12-14 years	4	0	4
15-24 years	45	47	92
25-34 years	79	63	142
35-44 years	174	147	321
45-54 years	220	258	478
55-64 years	234	729	963
65-74 years	115	1,134	1,249
75-84 years	54	608	662
85+ years	19	150	169
Race	944	3,136	4,080
White	652	2,717	3,369
Black	209	157	366
American Indian/Alaskan	4	18	22
Other	45	85	130
Unknown	34	159	193
Other race includes Asian, native Hawaiian/Pacific Islander, or other.			
Ethnicity	944	3,136	4,080
Hispanic	36	66	102
Non-Hispanic	764	2,388	3,152
Unknown	144	682	826
Gender	944	3,136	4,080
Female	218	1,613	1,831
Male	726	1,523	2,249
Unknown	0	0	0



COVID-19: Duval County vaccine summary

Vaccination data through May 20, 2021 as of May 21, 2021 at 12:05 AM

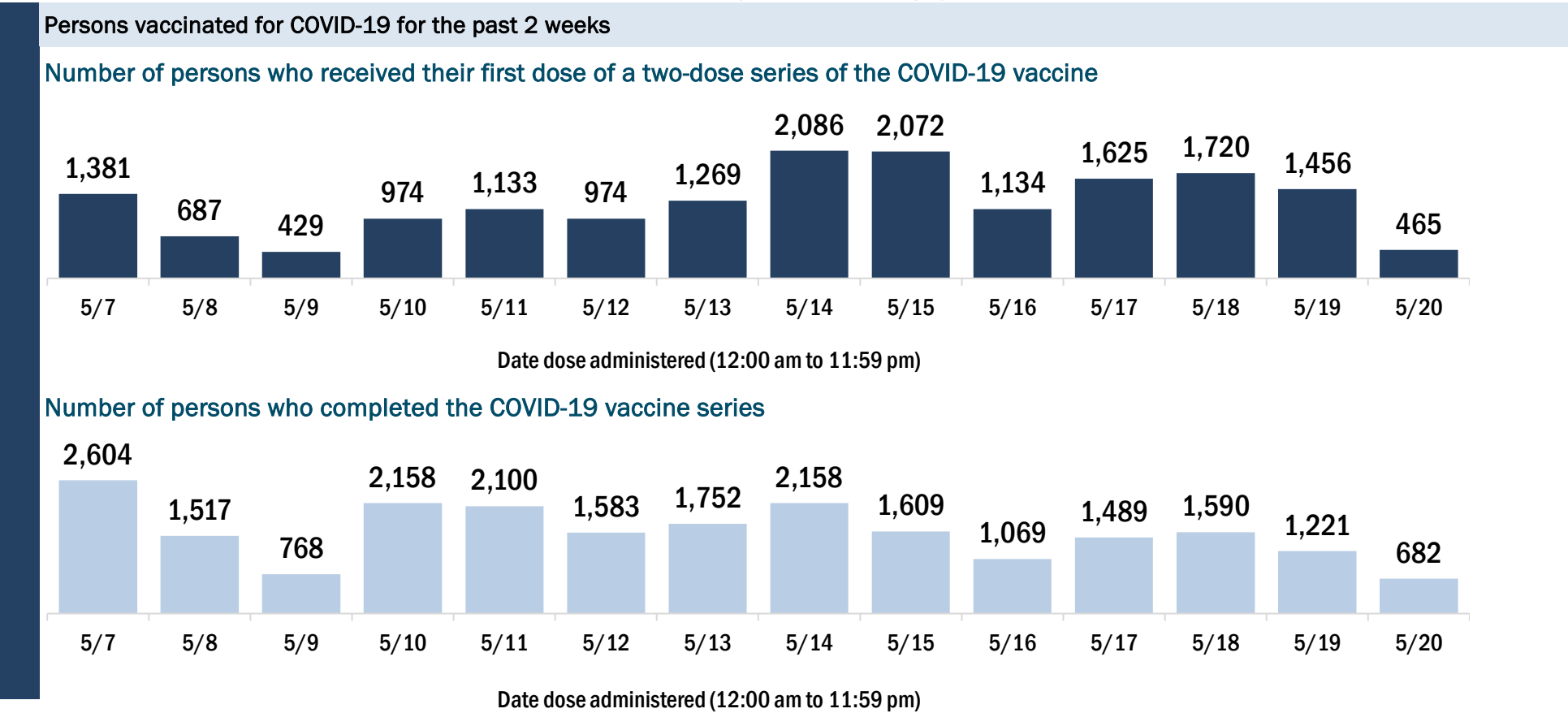
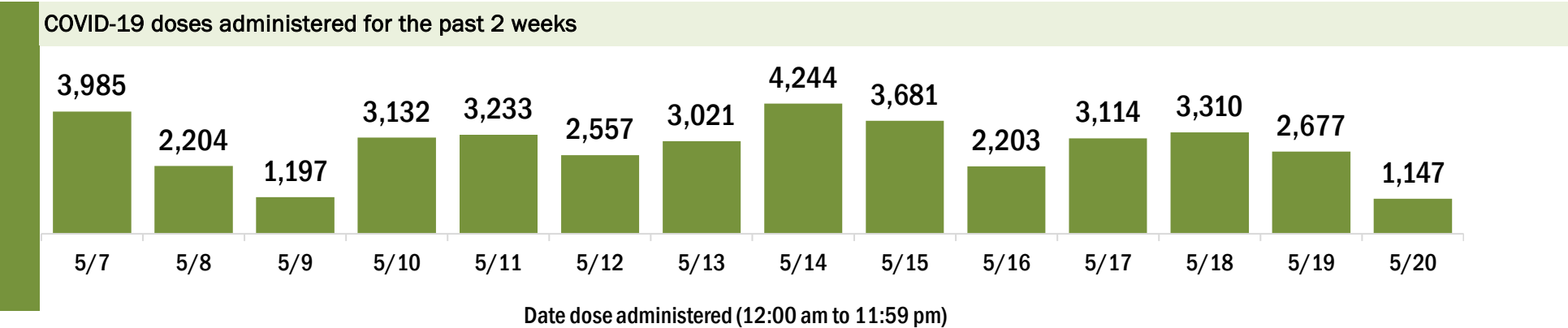
Data in this report are provisional and subject to change.

Data in this summary pertain to COVID-19 vaccines approved by the U.S. Food and Drug Administration and have been issued an Emergency Use Authorization (Janssen COVID-19 Vaccine, Moderna COVID-19 Vaccine and Pfizer-BioNTech COVID-19 Vaccine). These data summarize the number of people who have received either their first dose or have completed the series for a COVID-19 vaccine. **A person can only be counted in one category, first dose or series complete.** For persons receiving Moderna or Pfizer vaccines, once they receive their second dose, they are moved from the first dose column to the series completed column. **Because of this, the total first dose category may show a change from report to report not matching the total receiving their first dose from the previous day.** Persons receiving Johnson & Johnson vaccines will always be counted in the series completed column.

COVID-19 doses for vaccinated persons in Florida	
Doses administered	622,241
People receiving one dose of a 1-dose series (Johnson & Johnson) or receiving only one dose of a 2-dose series (Moderna, Pfizer) count once. Persons receiving both doses of a 2-dose series count twice.	

Current status of persons vaccinated for COVID-19 in Florida	
Total people vaccinated	357,510
First dose	64,725
Series completed	292,785
Completed 1-dose series	28,054
Completed 2-dose series	264,731
First dose: current number of people who have only received their first dose of the Moderna or Pfizer vaccine.	
Series complete: current number of people who have received both Moderna or Pfizer vaccine doses or one Johnson & Johnson dose and are considered fully immunized.	

Demographic summary	First dose	Series complete	Total people vaccinated
Age group	64,725	292,785	357,510
12-14 years	1,885	0	1,885
15-24 years	7,973	16,598	24,571
25-34 years	9,398	30,847	40,245
35-44 years	9,327	36,311	45,638
45-54 years	9,330	45,394	54,724
55-64 years	10,289	63,964	74,253
65-74 years	10,248	62,086	72,334
75-84 years	4,293	27,945	32,238
85+ years	1,982	9,640	11,622
Race	64,725	292,785	357,510
White	31,435	167,701	199,136
Black	10,490	48,539	59,029
American Indian/Alaskan	224	723	947
Other	9,779	38,501	48,280
Unknown	12,797	37,321	50,118
Other race includes Asian, native Hawaiian/Pacific Islander, or other.			
Ethnicity	64,725	292,785	357,510
Hispanic	5,253	17,820	23,073
Non-Hispanic	38,498	208,910	247,408
Unknown	20,974	66,055	87,029
Gender	64,725	292,785	357,510
Female	33,403	164,732	198,135
Male	28,861	127,857	156,718
Unknown	2,461	196	2,657



COVID-19: Escambia County vaccine summary

Vaccination data through May 20, 2021 as of May 21, 2021 at 12:05 AM

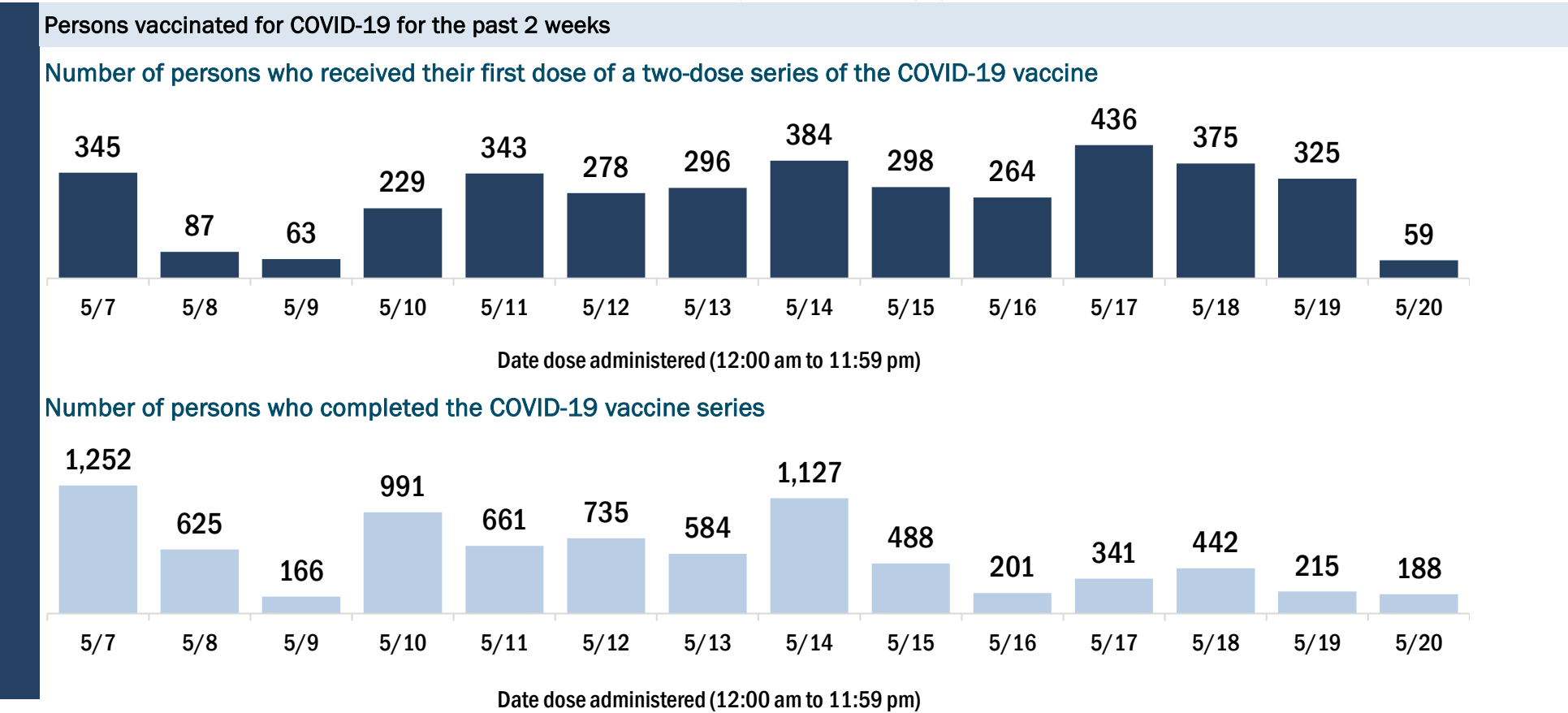
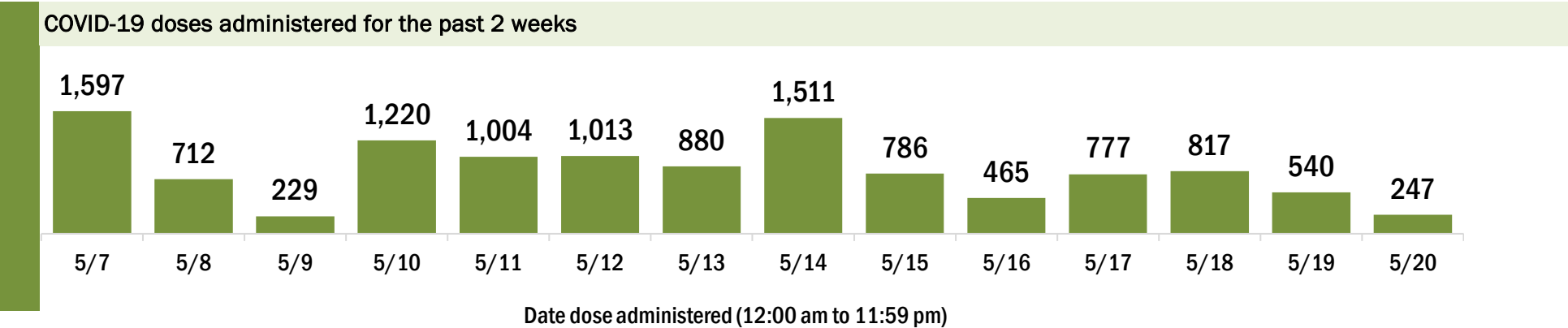
Data in this report are provisional and subject to change.

Data in this summary pertain to COVID-19 vaccines approved by the U.S. Food and Drug Administration and have been issued an Emergency Use Authorization (Janssen COVID-19 Vaccine, Moderna COVID-19 Vaccine and Pfizer-BioNTech COVID-19 Vaccine). These data summarize the number of people who have received either their first dose or have completed the series for a COVID-19 vaccine. **A person can only be counted in one category, first dose or series complete.** For persons receiving Moderna or Pfizer vaccines, once they receive their second dose, they are moved from the first dose column to the series completed column. **Because of this, the total first dose category may show a change from report to report not matching the total receiving their first dose from the previous day.** Persons receiving Johnson & Johnson vaccines will always be counted in the series completed column.

COVID-19 doses for vaccinated persons in Florida	
Doses administered	184,273
People receiving one dose of a 1-dose series (Johnson & Johnson) or receiving only one dose of a 2-dose series (Moderna, Pfizer) count once. Persons receiving both doses of a 2-dose series count twice.	

Current status of persons vaccinated for COVID-19 in Florida	
Total people vaccinated	106,003
First dose	19,317
Series completed	86,686
Completed 1-dose series	8,416
Completed 2-dose series	78,270
First dose: current number of people who have only received their first dose of the Moderna or Pfizer vaccine.	
Series complete: current number of people who have received both Moderna or Pfizer vaccine doses or one Johnson & Johnson dose and are considered fully immunized.	

Demographic summary	First dose	Series complete	Total people vaccinated
Age group	19,317	86,686	106,003
12-14 years	265	0	265
15-24 years	2,180	4,403	6,583
25-34 years	2,722	6,988	9,710
35-44 years	2,346	7,971	10,317
45-54 years	2,652	11,009	13,661
55-64 years	3,357	19,178	22,535
65-74 years	3,272	21,693	24,965
75-84 years	1,773	11,397	13,170
85+ years	750	4,047	4,797
Race	19,317	86,686	106,003
White	10,014	52,457	62,471
Black	2,985	12,472	15,457
American Indian/Alaskan	117	625	742
Other	1,982	8,251	10,233
Unknown	4,219	12,881	17,100
Other race includes Asian, native Hawaiian/Pacific Islander, or other.			
Ethnicity	19,317	86,686	106,003
Hispanic	847	2,616	3,463
Non-Hispanic	10,925	60,666	71,591
Unknown	7,545	23,404	30,949
Gender	19,317	86,686	106,003
Female	10,640	49,651	60,291
Male	8,617	36,934	45,551
Unknown	60	101	161



COVID-19: Flagler County vaccine summary

Vaccination data through May 20, 2021 as of May 21, 2021 at 12:05 AM

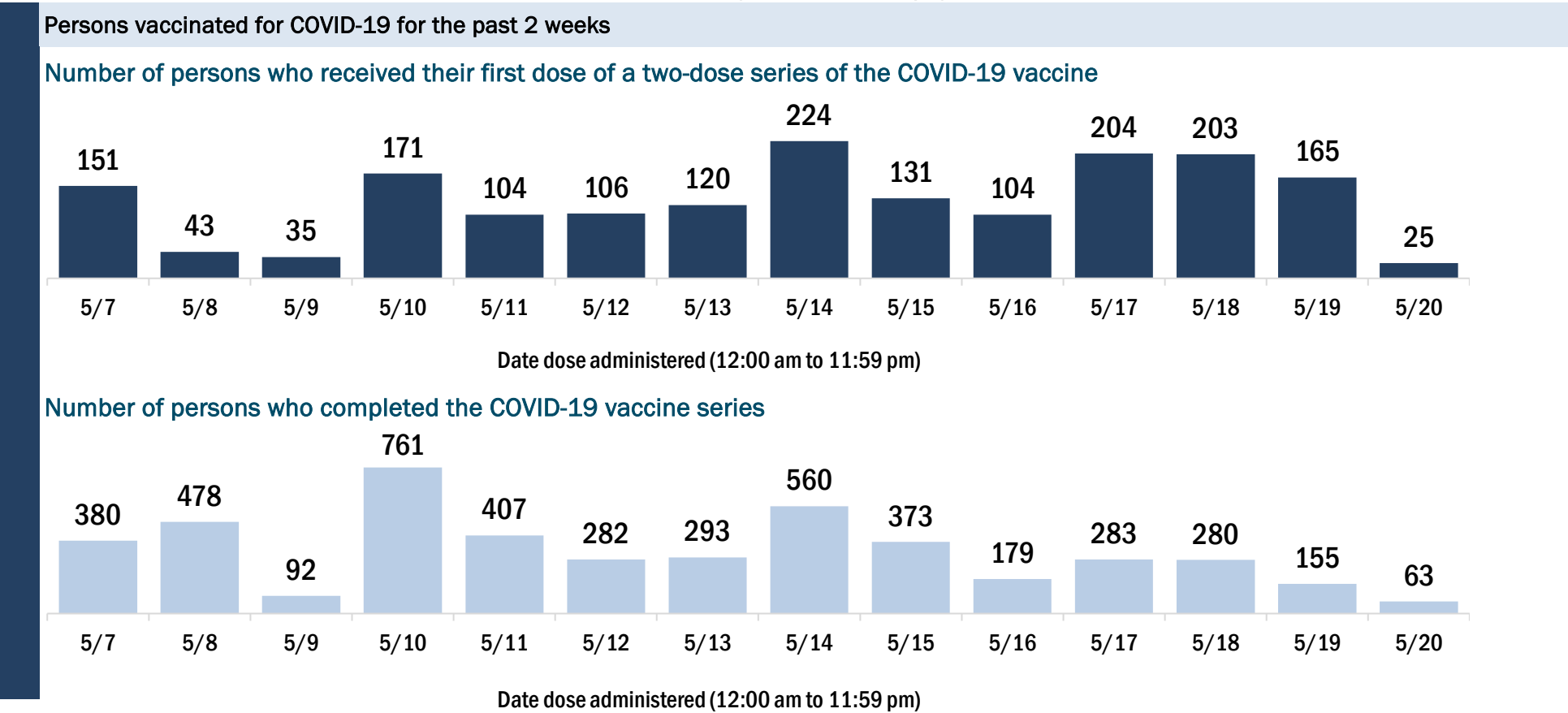
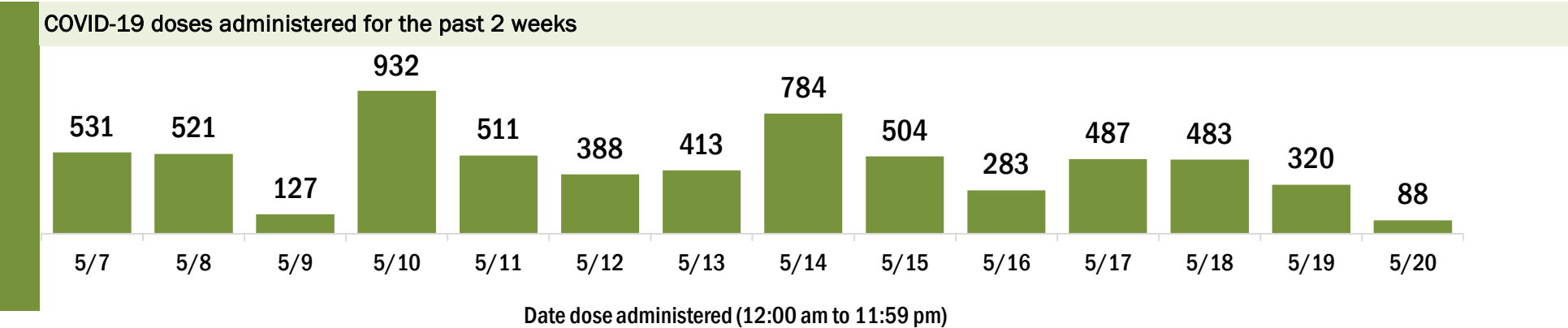
Data in this report are provisional and subject to change.

Data in this summary pertain to COVID-19 vaccines approved by the U.S. Food and Drug Administration and have been issued an Emergency Use Authorization (Janssen COVID-19 Vaccine, Moderna COVID-19 Vaccine and Pfizer-BioNTech COVID-19 Vaccine). These data summarize the number of people who have received either their first dose or have completed the series for a COVID-19 vaccine. **A person can only be counted in one category, first dose or series complete.** For persons receiving Moderna or Pfizer vaccines, once they receive their second dose, they are moved from the first dose column to the series completed column. **Because of this, the total first dose category may show a change from report to report not matching the total receiving their first dose from the previous day.** Persons receiving Johnson & Johnson vaccines will always be counted in the series completed column.

COVID-19 doses for vaccinated persons in Florida	
Doses administered	100,878
People receiving one dose of a 1-dose series (Johnson & Johnson) or receiving only one dose of a 2-dose series (Moderna, Pfizer) count once. Persons receiving both doses of a 2-dose series count twice.	

Current status of persons vaccinated for COVID-19 in Florida	
Total people vaccinated	56,473
First dose	9,005
Series completed	47,468
Completed 1-dose series	3,063
Completed 2-dose series	44,405
First dose: current number of people who have only received their first dose of the Moderna or Pfizer vaccine.	
Series complete: current number of people who have received both Moderna or Pfizer vaccine doses or one Johnson & Johnson dose and are considered fully immunized.	

Demographic summary	First dose	Series complete	Total people vaccinated
Age group	9,005	47,468	56,473
12-14 years	162	0	162
15-24 years	810	1,544	2,354
25-34 years	728	1,771	2,499
35-44 years	922	2,890	3,812
45-54 years	1,270	4,806	6,076
55-64 years	1,987	9,311	11,298
65-74 years	1,661	15,607	17,268
75-84 years	1,037	9,057	10,094
85+ years	428	2,482	2,910
Race	9,005	47,468	56,473
White	5,407	31,953	37,360
Black	660	3,147	3,807
American Indian/Alaskan	50	271	321
Other	887	4,302	5,189
Unknown	2,001	7,795	9,796
Other race includes Asian, native Hawaiian/Pacific Islander, or other.			
Ethnicity	9,005	47,468	56,473
Hispanic	895	3,155	4,050
Non-Hispanic	4,955	28,735	33,690
Unknown	3,155	15,578	18,733
Gender	9,005	47,468	56,473
Female	4,774	26,336	31,110
Male	4,160	20,893	25,053
Unknown	71	239	310



COVID-19: Franklin County vaccine summary

Vaccination data through May 20, 2021 as of May 21, 2021 at 12:05 AM

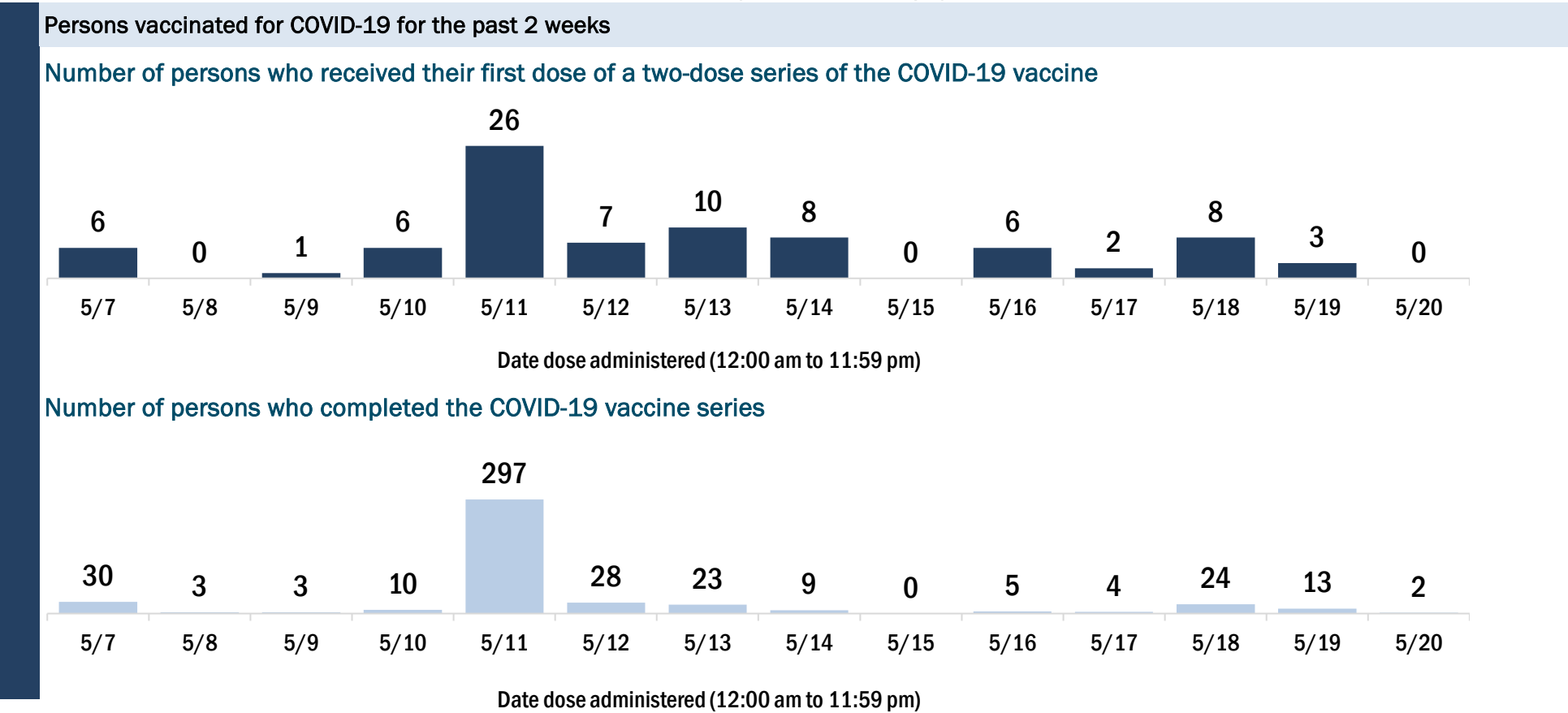
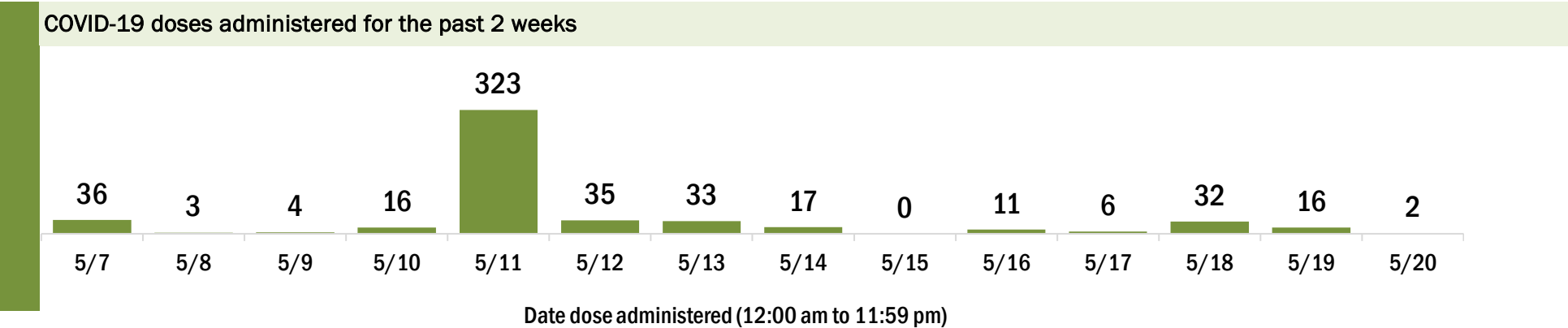
Data in this report are provisional and subject to change.

Data in this summary pertain to COVID-19 vaccines approved by the U.S. Food and Drug Administration and have been issued an Emergency Use Authorization (Janssen COVID-19 Vaccine, Moderna COVID-19 Vaccine and Pfizer-BioNTech COVID-19 Vaccine). These data summarize the number of people who have received either their first dose or have completed the series for a COVID-19 vaccine. **A person can only be counted in one category, first dose or series complete.** For persons receiving Moderna or Pfizer vaccines, once they receive their second dose, they are moved from the first dose column to the series completed column. **Because of this, the total first dose category may show a change from report to report not matching the total receiving their first dose from the previous day.** Persons receiving Johnson & Johnson vaccines will always be counted in the series completed column.

COVID-19 doses for vaccinated persons in Florida	
Doses administered	7,978
People receiving one dose of a 1-dose series (Johnson & Johnson) or receiving only one dose of a 2-dose series (Moderna, Pfizer) count once. Persons receiving both doses of a 2-dose series count twice.	

Current status of persons vaccinated for COVID-19 in Florida	
Total people vaccinated	4,301
First dose	490
Series completed	3,811
Completed 1-dose series	134
Completed 2-dose series	3,677
First dose: current number of people who have only received their first dose of the Moderna or Pfizer vaccine.	
Series complete: current number of people who have received both Moderna or Pfizer vaccine doses or one Johnson & Johnson dose and are considered fully immunized.	

Demographic summary	First dose	Series complete	Total people vaccinated
Age group	490	3,811	4,301
12-14 years	1	0	1
15-24 years	17	59	76
25-34 years	62	143	205
35-44 years	63	223	286
45-54 years	67	388	455
55-64 years	113	836	949
65-74 years	119	1,388	1,507
75-84 years	36	646	682
85+ years	12	128	140
Race	490	3,811	4,301
White	366	3,284	3,650
Black	68	283	351
American Indian/Alaskan	0	10	10
Other	28	150	178
Unknown	28	84	112
Other race includes Asian, native Hawaiian/Pacific Islander, or other.			
Ethnicity	490	3,811	4,301
Hispanic	14	54	68
Non-Hispanic	331	3,031	3,362
Unknown	145	726	871
Gender	490	3,811	4,301
Female	211	1,862	2,073
Male	279	1,949	2,228
Unknown	0	0	0



COVID-19: Gadsden County vaccine summary

Vaccination data through May 20, 2021 as of May 21, 2021 at 12:05 AM

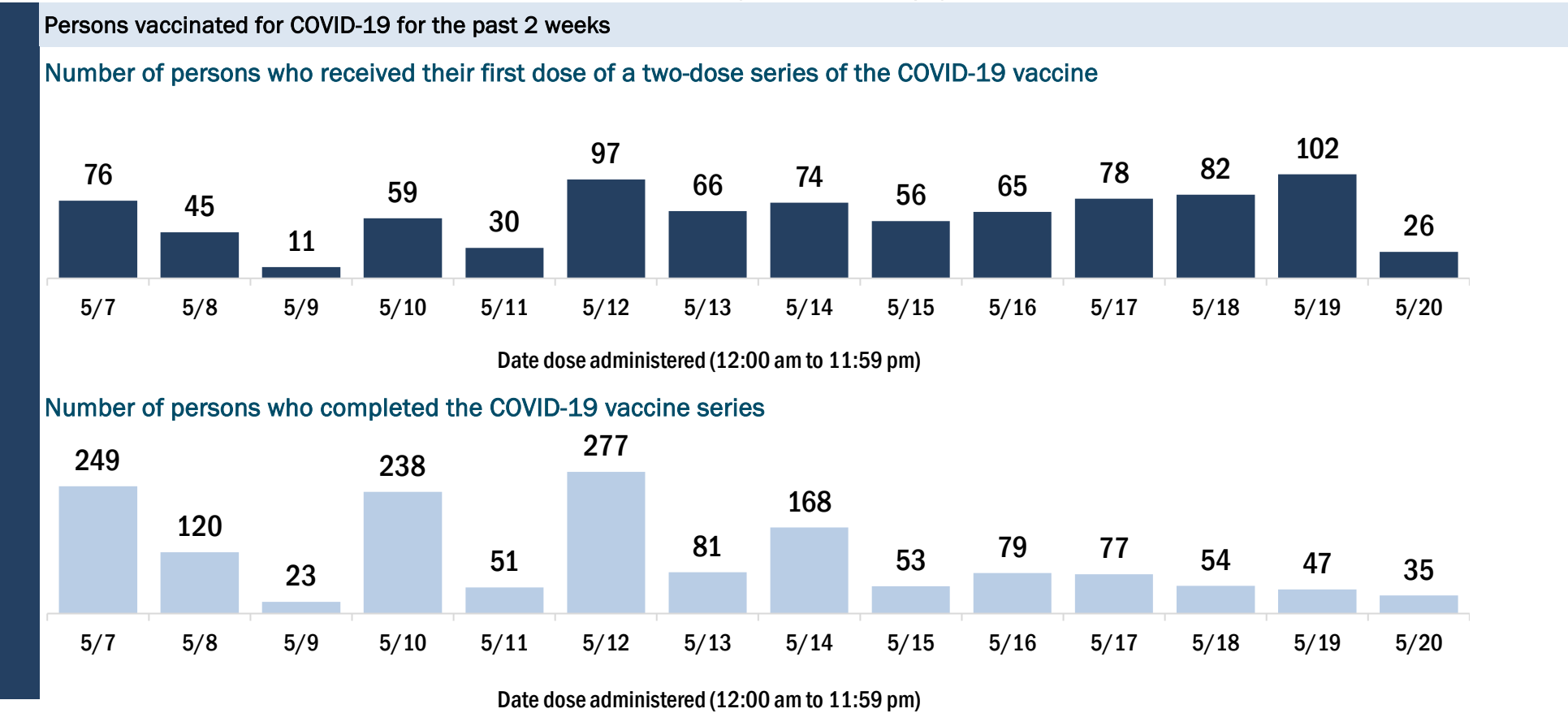
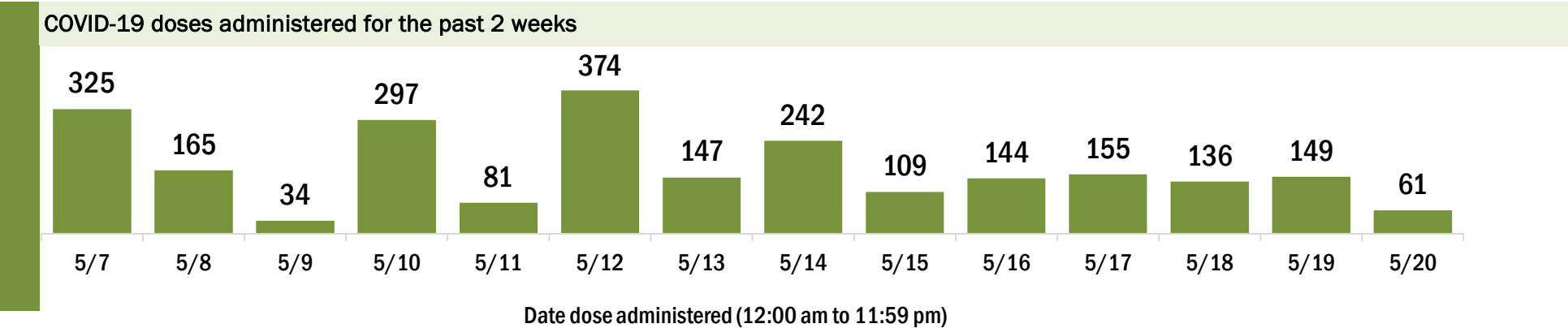
Data in this report are provisional and subject to change.

Data in this summary pertain to COVID-19 vaccines approved by the U.S. Food and Drug Administration and have been issued an Emergency Use Authorization (Janssen COVID-19 Vaccine, Moderna COVID-19 Vaccine and Pfizer-BioNTech COVID-19 Vaccine). These data summarize the number of people who have received either their first dose or have completed the series for a COVID-19 vaccine. **A person can only be counted in one category, first dose or series complete.** For persons receiving Moderna or Pfizer vaccines, once they receive their second dose, they are moved from the first dose column to the series completed column. **Because of this, the total first dose category may show a change from report to report not matching the total receiving their first dose from the previous day.** Persons receiving Johnson & Johnson vaccines will always be counted in the series completed column.

COVID-19 doses for vaccinated persons in Florida	
Doses administered	31,295
People receiving one dose of a 1-dose series (Johnson & Johnson) or receiving only one dose of a 2-dose series (Moderna, Pfizer) count once. Persons receiving both doses of a 2-dose series count twice.	

Current status of persons vaccinated for COVID-19 in Florida	
Total people vaccinated	17,993
First dose	2,823
Series completed	15,170
Completed 1-dose series	1,868
Completed 2-dose series	13,302
First dose: current number of people who have only received their first dose of the Moderna or Pfizer vaccine.	
Series complete: current number of people who have received both Moderna or Pfizer vaccine doses or one Johnson & Johnson dose and are considered fully immunized.	

Demographic summary	First dose	Series complete	Total people vaccinated
Age group	2,823	15,170	17,993
12-14 years	32	0	32
15-24 years	289	478	767
25-34 years	294	980	1,274
35-44 years	484	1,650	2,134
45-54 years	547	2,331	2,878
55-64 years	552	3,496	4,048
65-74 years	379	3,846	4,225
75-84 years	179	1,796	1,975
85+ years	67	593	660
Race	2,823	15,170	17,993
White	788	5,437	6,225
Black	1,272	6,595	7,867
American Indian/Alaskan	10	32	42
Other	387	2,107	2,494
Unknown	366	999	1,365
Other race includes Asian, native Hawaiian/Pacific Islander, or other.			
Ethnicity	2,823	15,170	17,993
Hispanic	354	934	1,288
Non-Hispanic	1,642	11,831	13,473
Unknown	827	2,405	3,232
Gender	2,823	15,170	17,993
Female	1,426	9,148	10,574
Male	1,397	6,022	7,419
Unknown	0	0	0



COVID-19: Gilchrist County vaccine summary

Vaccination data through May 20, 2021 as of May 21, 2021 at 12:05 AM

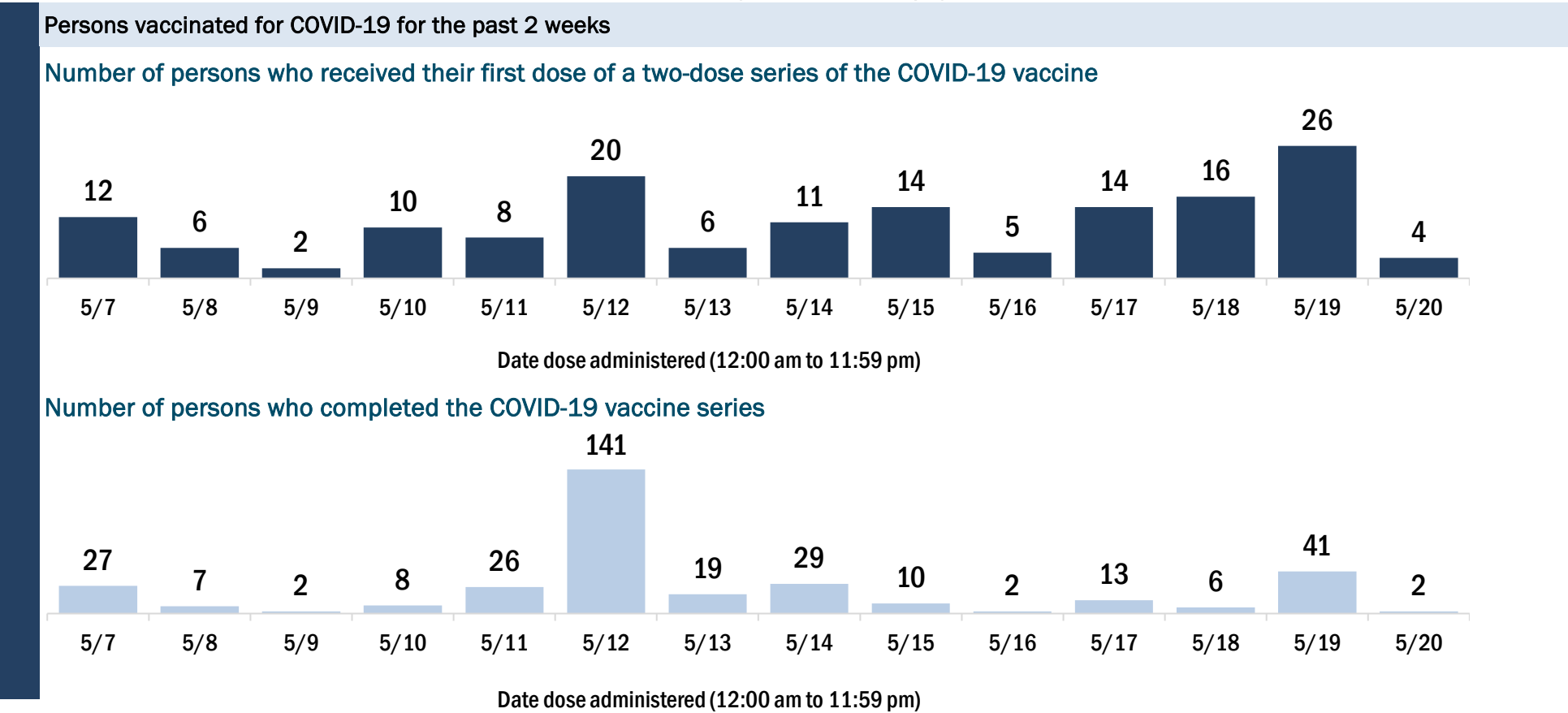
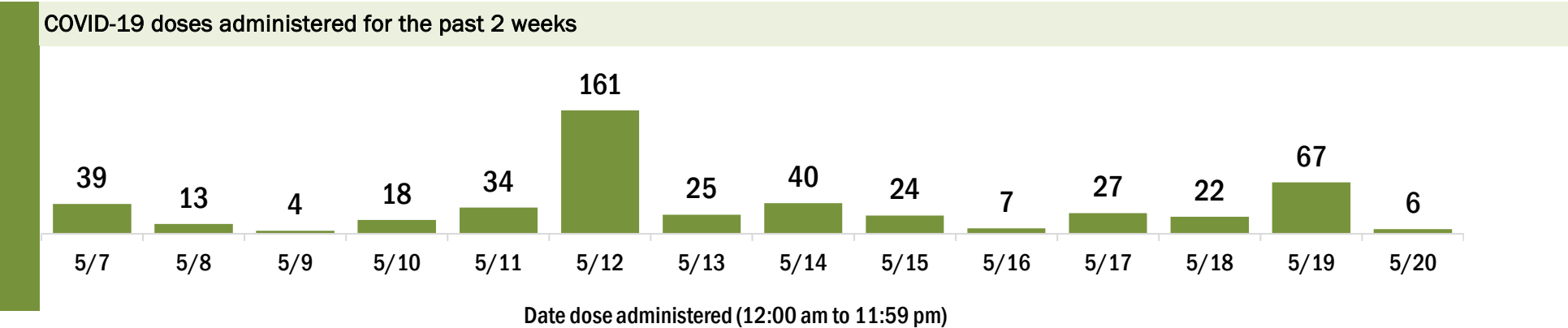
Data in this report are provisional and subject to change.

Data in this summary pertain to COVID-19 vaccines approved by the U.S. Food and Drug Administration and have been issued an Emergency Use Authorization (Janssen COVID-19 Vaccine, Moderna COVID-19 Vaccine and Pfizer-BioNTech COVID-19 Vaccine). These data summarize the number of people who have received either their first dose or have completed the series for a COVID-19 vaccine. **A person can only be counted in one category, first dose or series complete.** For persons receiving Moderna or Pfizer vaccines, once they receive their second dose, they are moved from the first dose column to the series completed column. **Because of this, the total first dose category may show a change from report to report not matching the total receiving their first dose from the previous day.** Persons receiving Johnson & Johnson vaccines will always be counted in the series completed column.

COVID-19 doses for vaccinated persons in Florida	
Doses administered	7,711
People receiving one dose of a 1-dose series (Johnson & Johnson) or receiving only one dose of a 2-dose series (Moderna, Pfizer) count once. Persons receiving both doses of a 2-dose series count twice.	

Current status of persons vaccinated for COVID-19 in Florida	
Total people vaccinated	4,441
First dose	665
Series completed	3,776
Completed 1-dose series	506
Completed 2-dose series	3,270
First dose: current number of people who have only received their first dose of the Moderna or Pfizer vaccine.	
Series complete: current number of people who have received both Moderna or Pfizer vaccine doses or one Johnson & Johnson dose and are considered fully immunized.	

Demographic summary	First dose	Series complete	Total people vaccinated
Age group	665	3,776	4,441
12-14 years	11	0	11
15-24 years	66	104	170
25-34 years	52	159	211
35-44 years	96	236	332
45-54 years	101	439	540
55-64 years	154	819	973
65-74 years	124	1,154	1,278
75-84 years	42	654	696
85+ years	19	211	230
Race	665	3,776	4,441
White	506	2,815	3,321
Black	24	83	107
American Indian/Alaskan	4	15	19
Other	47	267	314
Unknown	84	596	680
Other race includes Asian, native Hawaiian/Pacific Islander, or other.			
Ethnicity	665	3,776	4,441
Hispanic	29	131	160
Non-Hispanic	350	1,832	2,182
Unknown	286	1,813	2,099
Gender	665	3,776	4,441
Female	371	2,093	2,464
Male	294	1,681	1,975
Unknown	0	2	2



COVID-19: Glades County vaccine summary

Vaccination data through May 20, 2021 as of May 21, 2021 at 12:05 AM

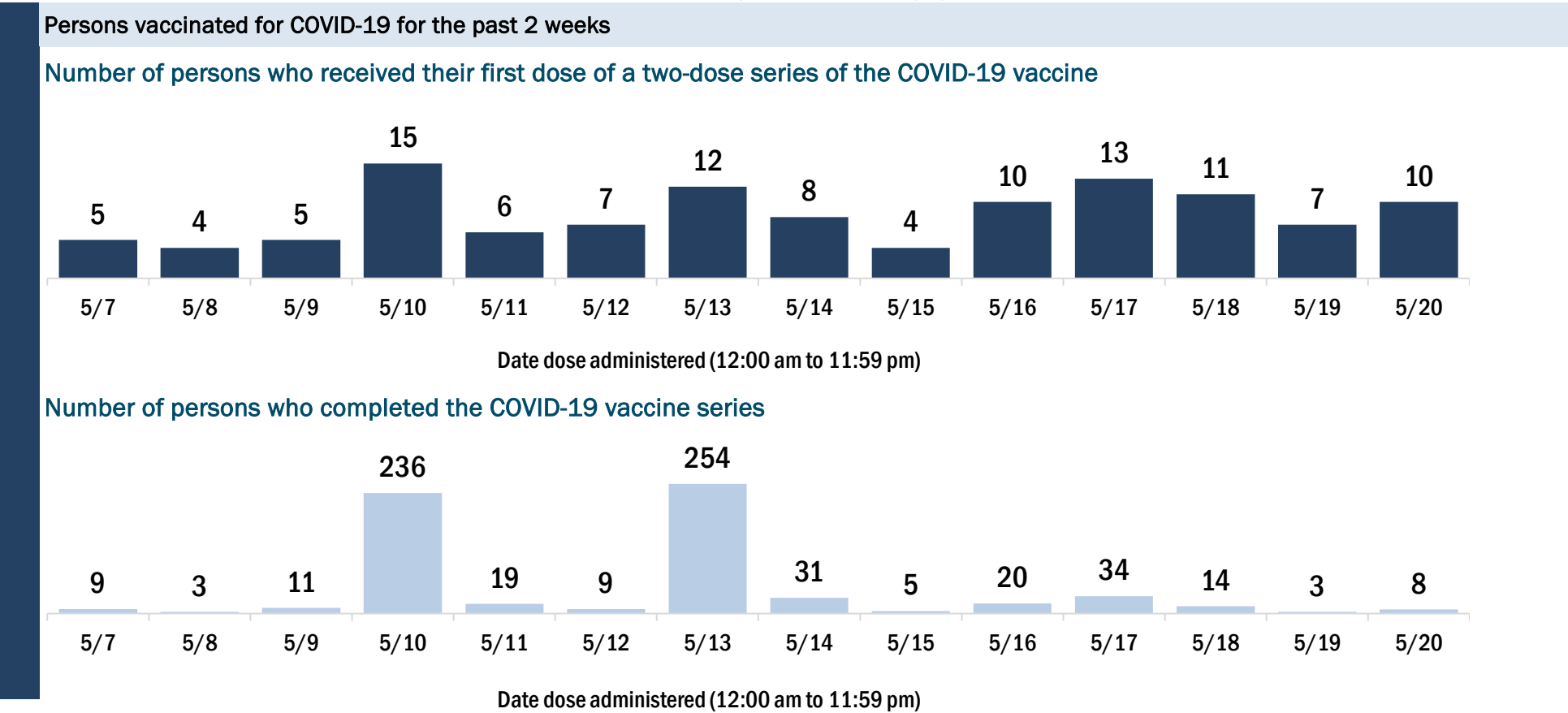
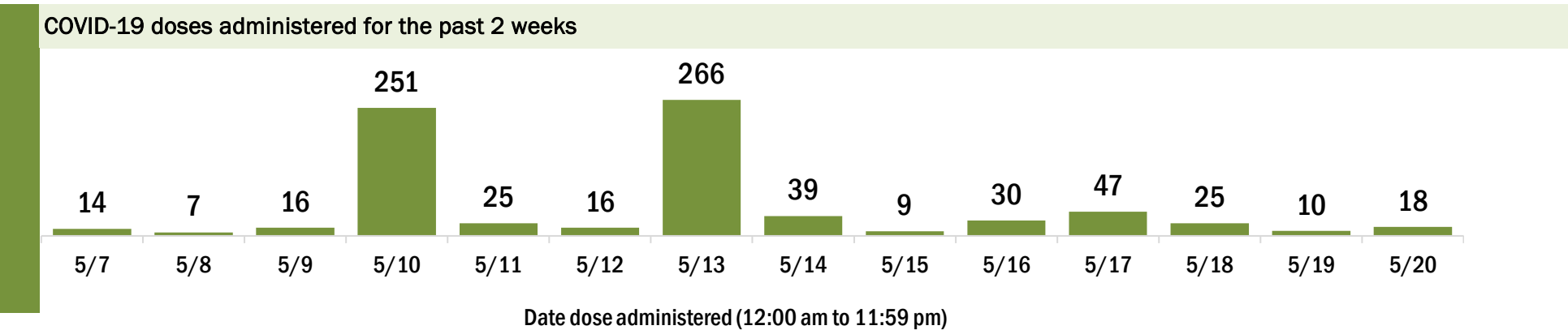
Data in this report are provisional and subject to change.

Data in this summary pertain to COVID-19 vaccines approved by the U.S. Food and Drug Administration and have been issued an Emergency Use Authorization (Janssen COVID-19 Vaccine, Moderna COVID-19 Vaccine and Pfizer-BioNTech COVID-19 Vaccine). These data summarize the number of people who have received either their first dose or have completed the series for a COVID-19 vaccine. **A person can only be counted in one category, first dose or series complete.** For persons receiving Moderna or Pfizer vaccines, once they receive their second dose, they are moved from the first dose column to the series completed column. **Because of this, the total first dose category may show a change from report to report not matching the total receiving their first dose from the previous day.** Persons receiving Johnson & Johnson vaccines will always be counted in the series completed column.

COVID-19 doses for vaccinated persons in Florida	
Doses administered	8,167
People receiving one dose of a 1-dose series (Johnson & Johnson) or receiving only one dose of a 2-dose series (Moderna, Pfizer) count once. Persons receiving both doses of a 2-dose series count twice.	

Current status of persons vaccinated for COVID-19 in Florida	
Total people vaccinated	4,679
First dose	651
Series completed	4,028
Completed 1-dose series	540
Completed 2-dose series	3,488
First dose: current number of people who have only received their first dose of the Moderna or Pfizer vaccine.	
Series complete: current number of people who have received both Moderna or Pfizer vaccine doses or one Johnson & Johnson dose and are considered fully immunized.	

Demographic summary	First dose	Series complete	Total people vaccinated
Age group	651	4,028	4,679
12-14 years	5	0	5
15-24 years	82	195	277
25-34 years	128	320	448
35-44 years	80	249	329
45-54 years	97	307	404
55-64 years	116	630	746
65-74 years	74	1,318	1,392
75-84 years	56	836	892
85+ years	13	173	186
Race	651	4,028	4,679
White	521	3,135	3,656
Black	24	137	161
American Indian/Alaskan	1	24	25
Other	46	258	304
Unknown	59	474	533
Other race includes Asian, native Hawaiian/Pacific Islander, or other.			
Ethnicity	651	4,028	4,679
Hispanic	277	723	1,000
Non-Hispanic	232	1,884	2,116
Unknown	142	1,421	1,563
Gender	651	4,028	4,679
Female	224	1,769	1,993
Male	426	2,258	2,684
Unknown	1	1	2



COVID-19: Gulf County vaccine summary

Vaccination data through May 20, 2021 as of May 21, 2021 at 12:05 AM

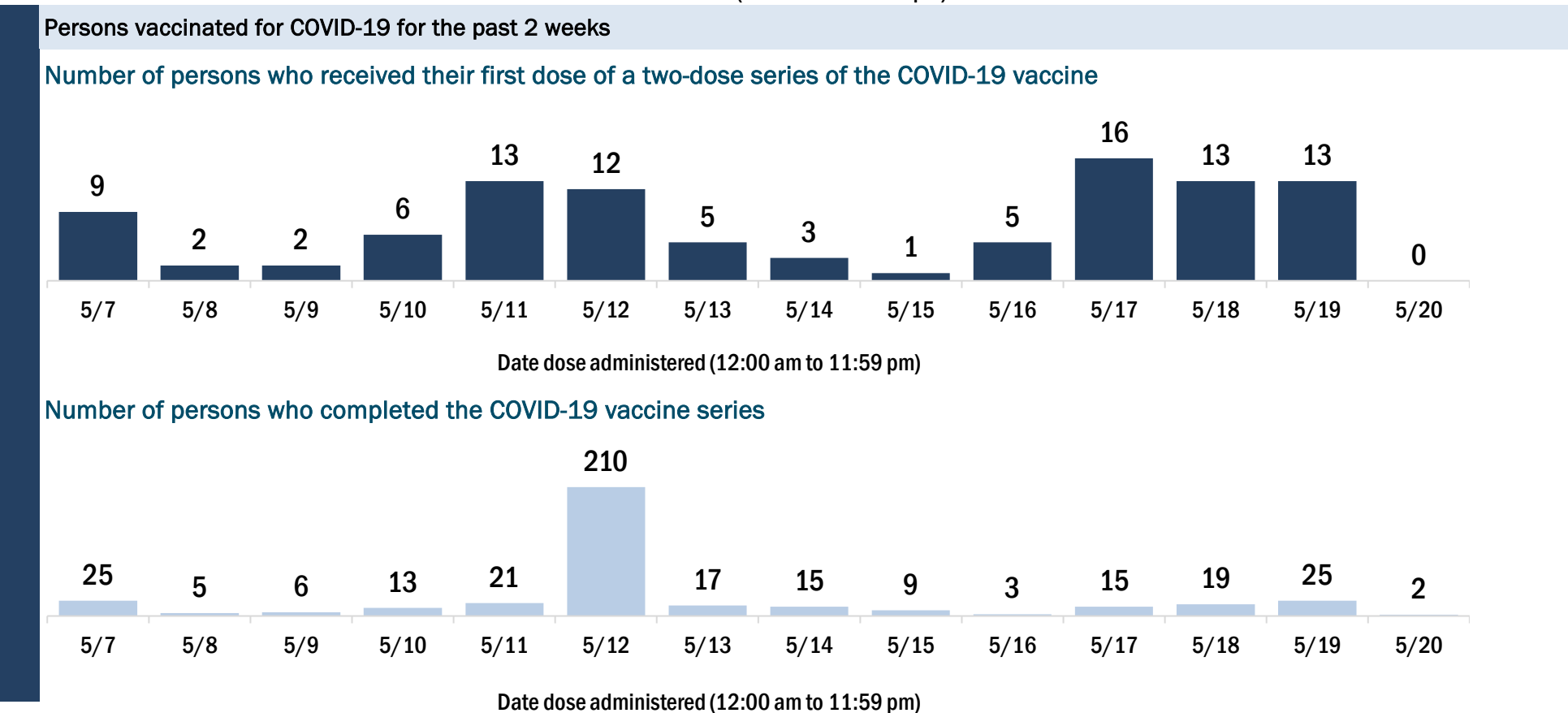
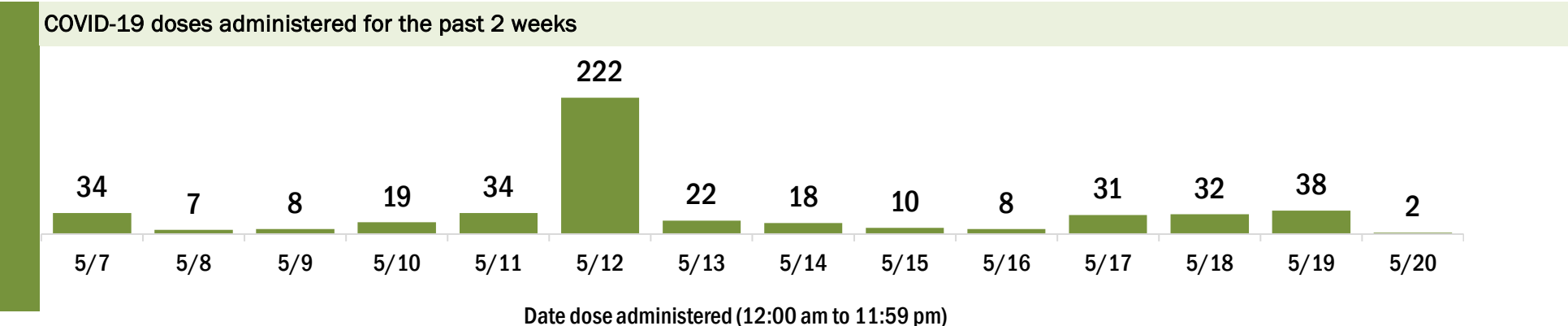
Data in this report are provisional and subject to change.

Data in this summary pertain to COVID-19 vaccines approved by the U.S. Food and Drug Administration and have been issued an Emergency Use Authorization (Janssen COVID-19 Vaccine, Moderna COVID-19 Vaccine and Pfizer-BioNTech COVID-19 Vaccine). These data summarize the number of people who have received either their first dose or have completed the series for a COVID-19 vaccine. **A person can only be counted in one category, first dose or series complete.** For persons receiving Moderna or Pfizer vaccines, once they receive their second dose, they are moved from the first dose column to the series completed column. **Because of this, the total first dose category may show a change from report to report not matching the total receiving their first dose from the previous day.** Persons receiving Johnson & Johnson vaccines will always be counted in the series completed column.

COVID-19 doses for vaccinated persons in Florida	
Doses administered	8,252
People receiving one dose of a 1-dose series (Johnson & Johnson) or receiving only one dose of a 2-dose series (Moderna, Pfizer) count once. Persons receiving both doses of a 2-dose series count twice.	

Current status of persons vaccinated for COVID-19 in Florida	
Total people vaccinated	4,661
First dose	815
Series completed	3,846
Completed 1-dose series	255
Completed 2-dose series	3,591
First dose: current number of people who have only received their first dose of the Moderna or Pfizer vaccine.	
Series complete: current number of people who have received both Moderna or Pfizer vaccine doses or one Johnson & Johnson dose and are considered fully immunized.	

Demographic summary	First dose	Series complete	Total people vaccinated
Age group	815	3,846	4,661
12-14 years	5	0	5
15-24 years	53	84	137
25-34 years	108	145	253
35-44 years	125	218	343
45-54 years	154	390	544
55-64 years	179	728	907
65-74 years	125	1,414	1,539
75-84 years	58	685	743
85+ years	8	182	190
Race	815	3,846	4,661
White	569	3,282	3,851
Black	177	368	545
American Indian/Alaskan	2	13	15
Other	50	118	168
Unknown	17	65	82
Other race includes Asian, native Hawaiian/Pacific Islander, or other.			
Ethnicity	815	3,846	4,661
Hispanic	18	50	68
Non-Hispanic	398	3,209	3,607
Unknown	399	587	986
Gender	815	3,846	4,661
Female	337	1,927	2,264
Male	478	1,919	2,397
Unknown	0	0	0



COVID-19: Hamilton County vaccine summary

Vaccination data through May 20, 2021 as of May 21, 2021 at 12:05 AM

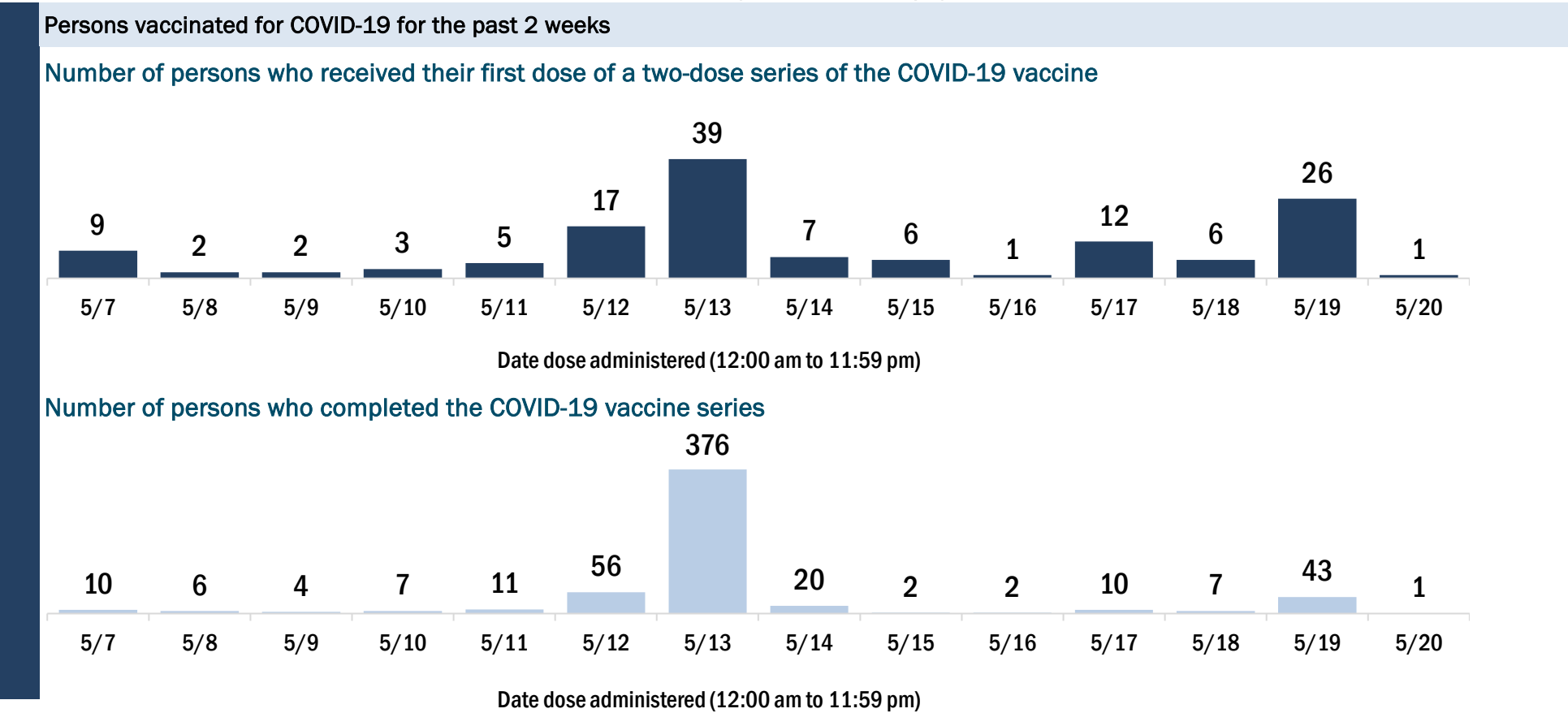
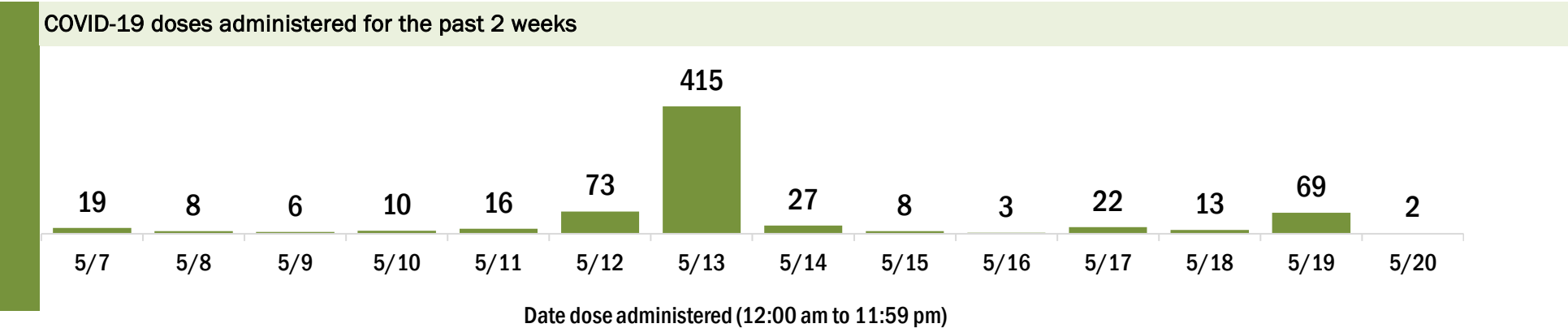
Data in this report are provisional and subject to change.

Data in this summary pertain to COVID-19 vaccines approved by the U.S. Food and Drug Administration and have been issued an Emergency Use Authorization (Janssen COVID-19 Vaccine, Moderna COVID-19 Vaccine and Pfizer-BioNTech COVID-19 Vaccine). These data summarize the number of people who have received either their first dose or have completed the series for a COVID-19 vaccine. **A person can only be counted in one category, first dose or series complete.** For persons receiving Moderna or Pfizer vaccines, once they receive their second dose, they are moved from the first dose column to the series completed column. **Because of this, the total first dose category may show a change from report to report not matching the total receiving their first dose from the previous day.** Persons receiving Johnson & Johnson vaccines will always be counted in the series completed column.

COVID-19 doses for vaccinated persons in Florida	
Doses administered	6,024
People receiving one dose of a 1-dose series (Johnson & Johnson) or receiving only one dose of a 2-dose series (Moderna, Pfizer) count once. Persons receiving both doses of a 2-dose series count twice.	

Current status of persons vaccinated for COVID-19 in Florida	
Total people vaccinated	3,325
First dose	393
Series completed	2,932
Completed 1-dose series	233
Completed 2-dose series	2,699
First dose: current number of people who have only received their first dose of the Moderna or Pfizer vaccine.	
Series complete: current number of people who have received both Moderna or Pfizer vaccine doses or one Johnson & Johnson dose and are considered fully immunized.	

Demographic summary	First dose	Series complete	Total people vaccinated
Age group	393	2,932	3,325
12-14 years	5	0	5
15-24 years	34	66	100
25-34 years	61	152	213
35-44 years	70	222	292
45-54 years	68	341	409
55-64 years	83	658	741
65-74 years	41	929	970
75-84 years	20	439	459
85+ years	11	125	136
Race	393	2,932	3,325
White	193	1,674	1,867
Black	154	806	960
American Indian/Alaskan	2	6	8
Other	24	211	235
Unknown	20	235	255
Other race includes Asian, native Hawaiian/Pacific Islander, or other.			
Ethnicity	393	2,932	3,325
Hispanic	24	114	138
Non-Hispanic	262	1,895	2,157
Unknown	107	923	1,030
Gender	393	2,932	3,325
Female	157	1,452	1,609
Male	236	1,480	1,716
Unknown	0	0	0



COVID-19: Hardee County vaccine summary

Vaccination data through May 20, 2021 as of May 21, 2021 at 12:05 AM

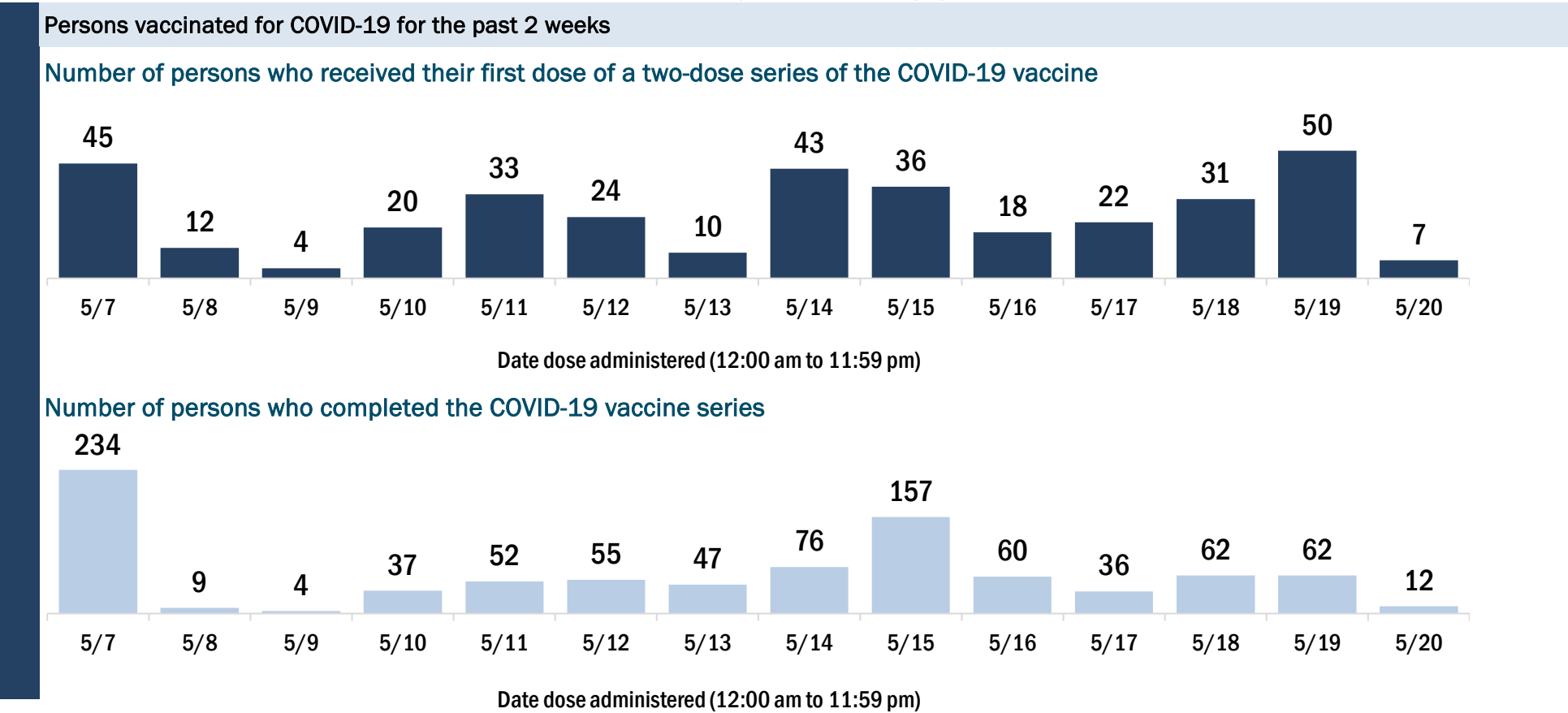
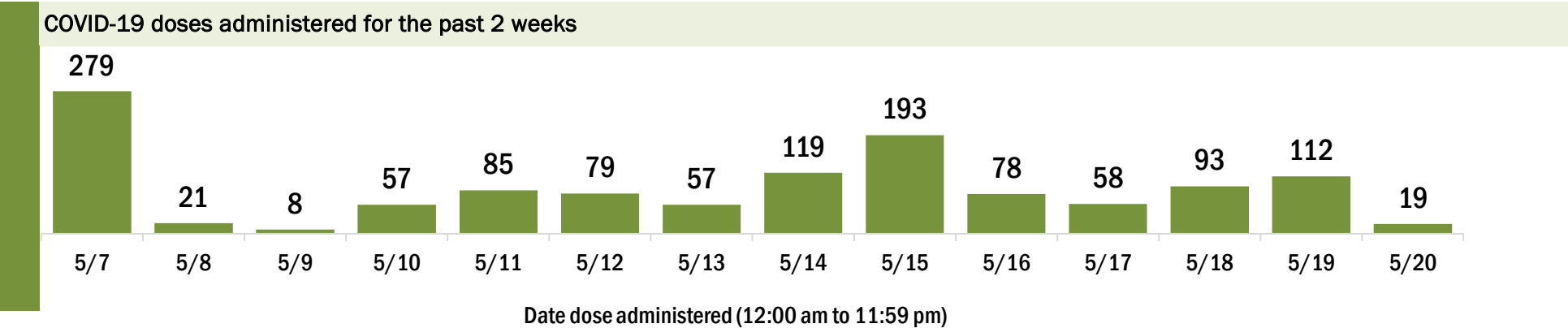
Data in this report are provisional and subject to change.

Data in this summary pertain to COVID-19 vaccines approved by the U.S. Food and Drug Administration and have been issued an Emergency Use Authorization (Janssen COVID-19 Vaccine, Moderna COVID-19 Vaccine and Pfizer-BioNTech COVID-19 Vaccine). These data summarize the number of people who have received either their first dose or have completed the series for a COVID-19 vaccine. **A person can only be counted in one category, first dose or series complete.** For persons receiving Moderna or Pfizer vaccines, once they receive their second dose, they are moved from the first dose column to the series completed column. **Because of this, the total first dose category may show a change from report to report not matching the total receiving their first dose from the previous day.** Persons receiving Johnson & Johnson vaccines will always be counted in the series completed column.

COVID-19 doses for vaccinated persons in Florida	
Doses administered	12,357
People receiving one dose of a 1-dose series (Johnson & Johnson) or receiving only one dose of a 2-dose series (Moderna, Pfizer) count once. Persons receiving both doses of a 2-dose series count twice.	

Current status of persons vaccinated for COVID-19 in Florida	
Total people vaccinated	7,265
First dose	1,724
Series completed	5,541
Completed 1-dose series	449
Completed 2-dose series	5,092
First dose: current number of people who have only received their first dose of the Moderna or Pfizer vaccine.	
Series complete: current number of people who have received both Moderna or Pfizer vaccine doses or one Johnson & Johnson dose and are considered fully immunized.	

Demographic summary	First dose	Series complete	Total people vaccinated
Age group	1,724	5,541	7,265
12-14 years	11	0	11
15-24 years	149	247	396
25-34 years	201	424	625
35-44 years	302	431	733
45-54 years	355	639	994
55-64 years	355	987	1,342
65-74 years	232	1,528	1,760
75-84 years	93	1,004	1,097
85+ years	26	281	307
Race	1,724	5,541	7,265
White	1,113	4,476	5,589
Black	327	228	555
American Indian/Alaskan	5	28	33
Other	215	565	780
Unknown	64	244	308
Other race includes Asian, native Hawaiian/Pacific Islander, or other.			
Ethnicity	1,724	5,541	7,265
Hispanic	441	1,342	1,783
Non-Hispanic	969	3,566	4,535
Unknown	314	633	947
Gender	1,724	5,541	7,265
Female	584	2,793	3,377
Male	1,139	2,746	3,885
Unknown	1	2	3



COVID-19: Hendry County vaccine summary

Vaccination data through May 20, 2021 as of May 21, 2021 at 12:05 AM

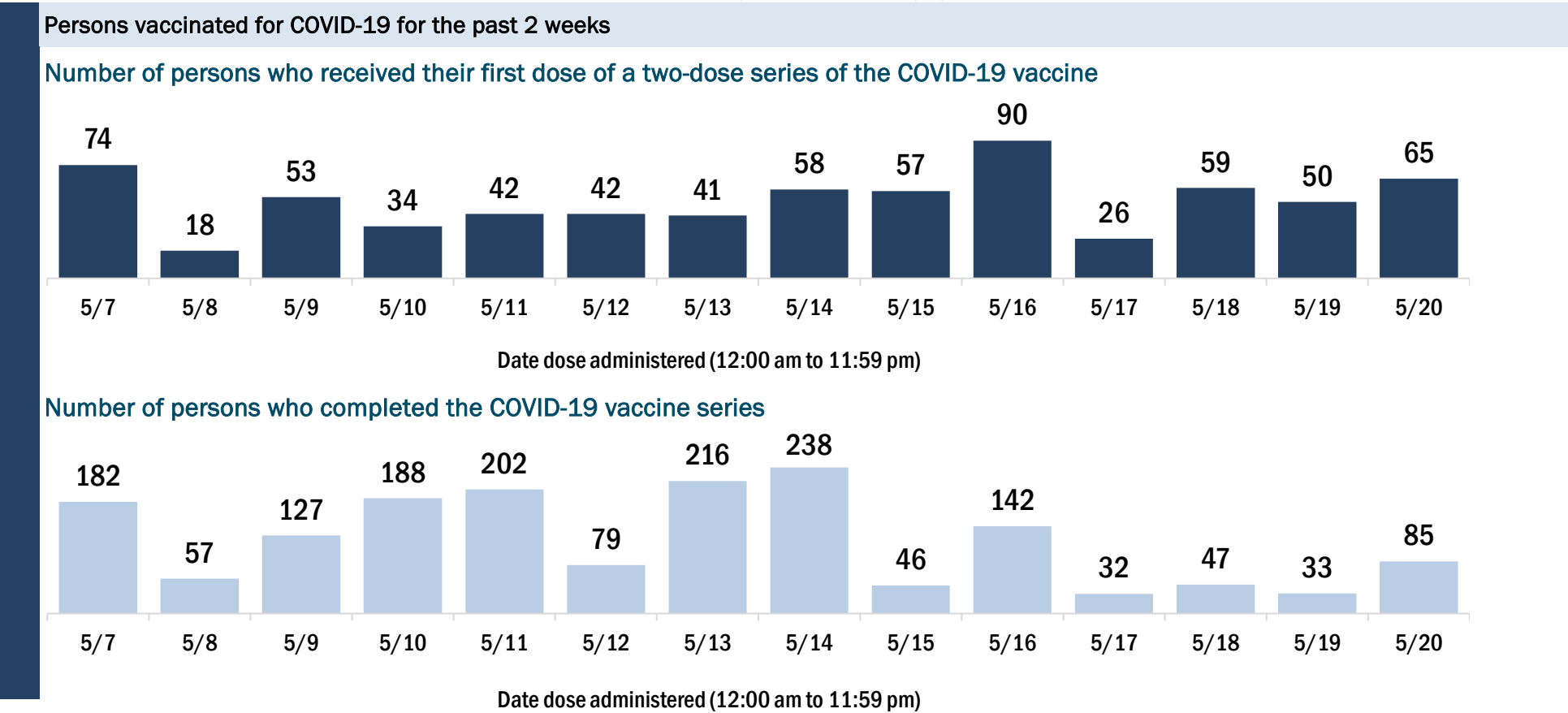
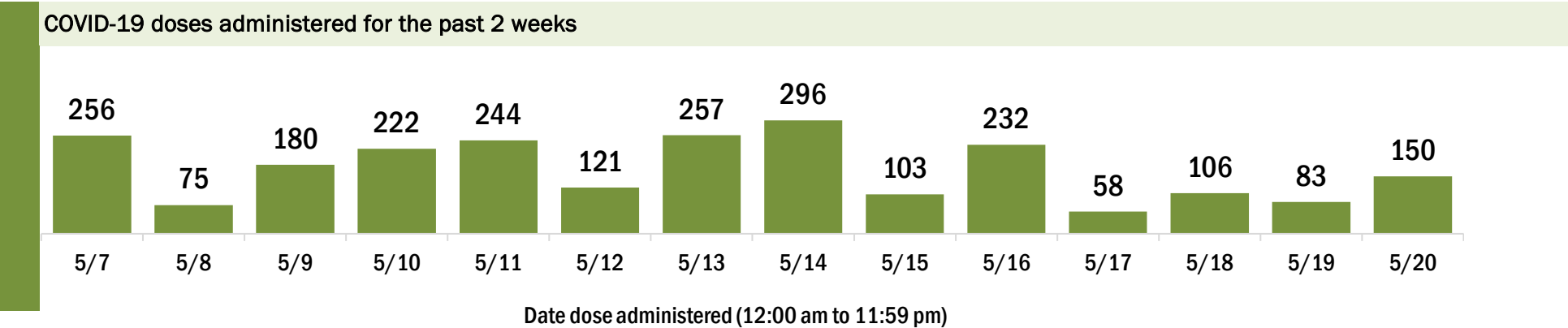
Data in this report are provisional and subject to change.

Data in this summary pertain to COVID-19 vaccines approved by the U.S. Food and Drug Administration and have been issued an Emergency Use Authorization (Janssen COVID-19 Vaccine, Moderna COVID-19 Vaccine and Pfizer-BioNTech COVID-19 Vaccine). These data summarize the number of people who have received either their first dose or have completed the series for a COVID-19 vaccine. **A person can only be counted in one category, first dose or series complete.** For persons receiving Moderna or Pfizer vaccines, once they receive their second dose, they are moved from the first dose column to the series completed column. **Because of this, the total first dose category may show a change from report to report not matching the total receiving their first dose from the previous day.** Persons receiving Johnson & Johnson vaccines will always be counted in the series completed column.

COVID-19 doses for vaccinated persons in Florida	
Doses administered	20,335
People receiving one dose of a 1-dose series (Johnson & Johnson) or receiving only one dose of a 2-dose series (Moderna, Pfizer) count once. Persons receiving both doses of a 2-dose series count twice.	

Current status of persons vaccinated for COVID-19 in Florida	
Total people vaccinated	12,202
First dose	2,603
Series completed	9,599
Completed 1-dose series	1,466
Completed 2-dose series	8,133
First dose: current number of people who have only received their first dose of the Moderna or Pfizer vaccine.	
Series complete: current number of people who have received both Moderna or Pfizer vaccine doses or one Johnson & Johnson dose and are considered fully immunized.	

Demographic summary	First dose	Series complete	Total people vaccinated
Age group	2,603	9,599	12,202
12-14 years	22	0	22
15-24 years	390	629	1,019
25-34 years	467	992	1,459
35-44 years	439	1,005	1,444
45-54 years	454	1,448	1,902
55-64 years	454	2,017	2,471
65-74 years	209	2,130	2,339
75-84 years	117	1,071	1,188
85+ years	51	307	358
Race	2,603	9,599	12,202
White	1,785	6,611	8,396
Black	144	650	794
American Indian/Alaskan	4	22	26
Other	422	1,475	1,897
Unknown	248	841	1,089
Other race includes Asian, native Hawaiian/Pacific Islander, or other.			
Ethnicity	2,603	9,599	12,202
Hispanic	1,407	3,756	5,163
Non-Hispanic	578	3,305	3,883
Unknown	618	2,538	3,156
Gender	2,603	9,599	12,202
Female	1,083	4,498	5,581
Male	1,518	5,099	6,617
Unknown	2	2	4



COVID-19: Hernando County vaccine summary

Vaccination data through May 20, 2021 as of May 21, 2021 at 12:05 AM

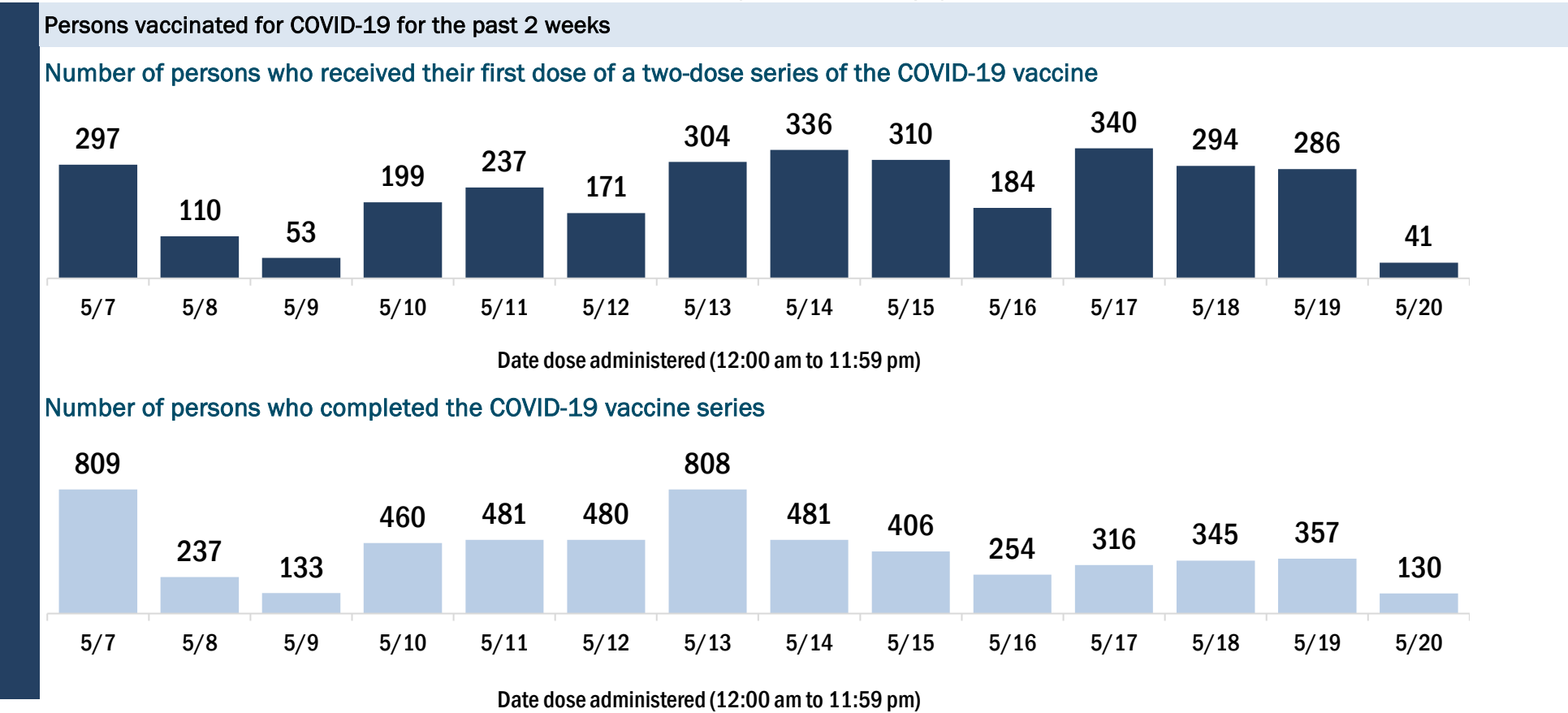
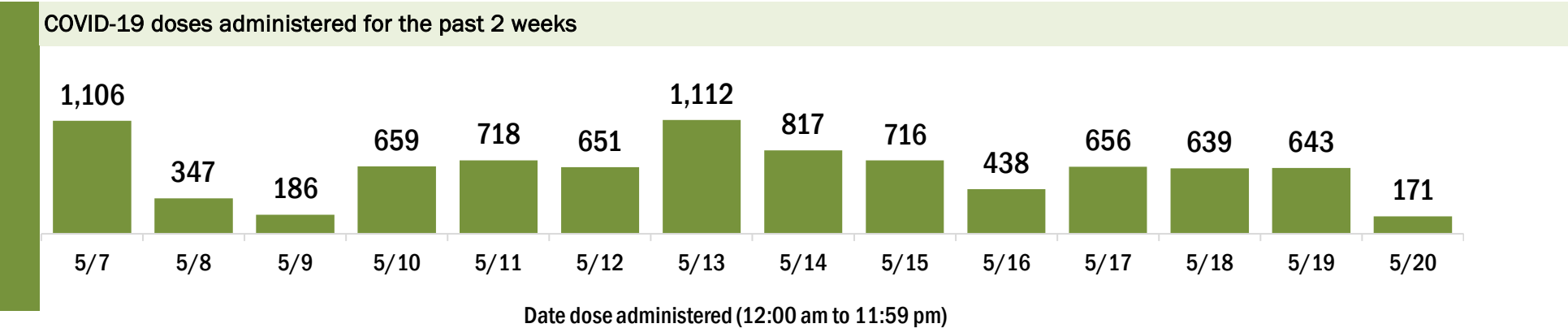
Data in this report are provisional and subject to change.

Data in this summary pertain to COVID-19 vaccines approved by the U.S. Food and Drug Administration and have been issued an Emergency Use Authorization (Janssen COVID-19 Vaccine, Moderna COVID-19 Vaccine and Pfizer-BioNTech COVID-19 Vaccine). These data summarize the number of people who have received either their first dose or have completed the series for a COVID-19 vaccine. **A person can only be counted in one category, first dose or series complete.** For persons receiving Moderna or Pfizer vaccines, once they receive their second dose, they are moved from the first dose column to the series completed column. **Because of this, the total first dose category may show a change from report to report not matching the total receiving their first dose from the previous day.** Persons receiving Johnson & Johnson vaccines will always be counted in the series completed column.

COVID-19 doses for vaccinated persons in Florida	
Doses administered	130,325
People receiving one dose of a 1-dose series (Johnson & Johnson) or receiving only one dose of a 2-dose series (Moderna, Pfizer) count once. Persons receiving both doses of a 2-dose series count twice.	

Current status of persons vaccinated for COVID-19 in Florida	
Total people vaccinated	74,916
First dose	13,524
Series completed	61,392
Completed 1-dose series	5,983
Completed 2-dose series	55,409
First dose: current number of people who have only received their first dose of the Moderna or Pfizer vaccine.	
Series complete: current number of people who have received both Moderna or Pfizer vaccine doses or one Johnson & Johnson dose and are considered fully immunized.	

Demographic summary	First dose	Series complete	Total people vaccinated
Age group	13,524	61,392	74,916
12-14 years	232	0	232
15-24 years	1,251	1,955	3,206
25-34 years	1,177	2,663	3,840
35-44 years	1,456	3,813	5,269
45-54 years	1,877	6,578	8,455
55-64 years	2,634	12,047	14,681
65-74 years	2,504	18,671	21,175
75-84 years	1,683	11,945	13,628
85+ years	710	3,720	4,430
Race	13,524	61,392	74,916
White	9,129	44,175	53,304
Black	484	1,688	2,172
American Indian/Alaskan	73	198	271
Other	1,256	4,448	5,704
Unknown	2,582	10,883	13,465
Other race includes Asian, native Hawaiian/Pacific Islander, or other.			
Ethnicity	13,524	61,392	74,916
Hispanic	1,348	3,693	5,041
Non-Hispanic	6,741	34,432	41,173
Unknown	5,435	23,267	28,702
Gender	13,524	61,392	74,916
Female	7,416	35,035	42,451
Male	6,096	26,320	32,416
Unknown	12	37	49



COVID-19: Highlands County vaccine summary

Vaccination data through May 20, 2021 as of May 21, 2021 at 12:05 AM

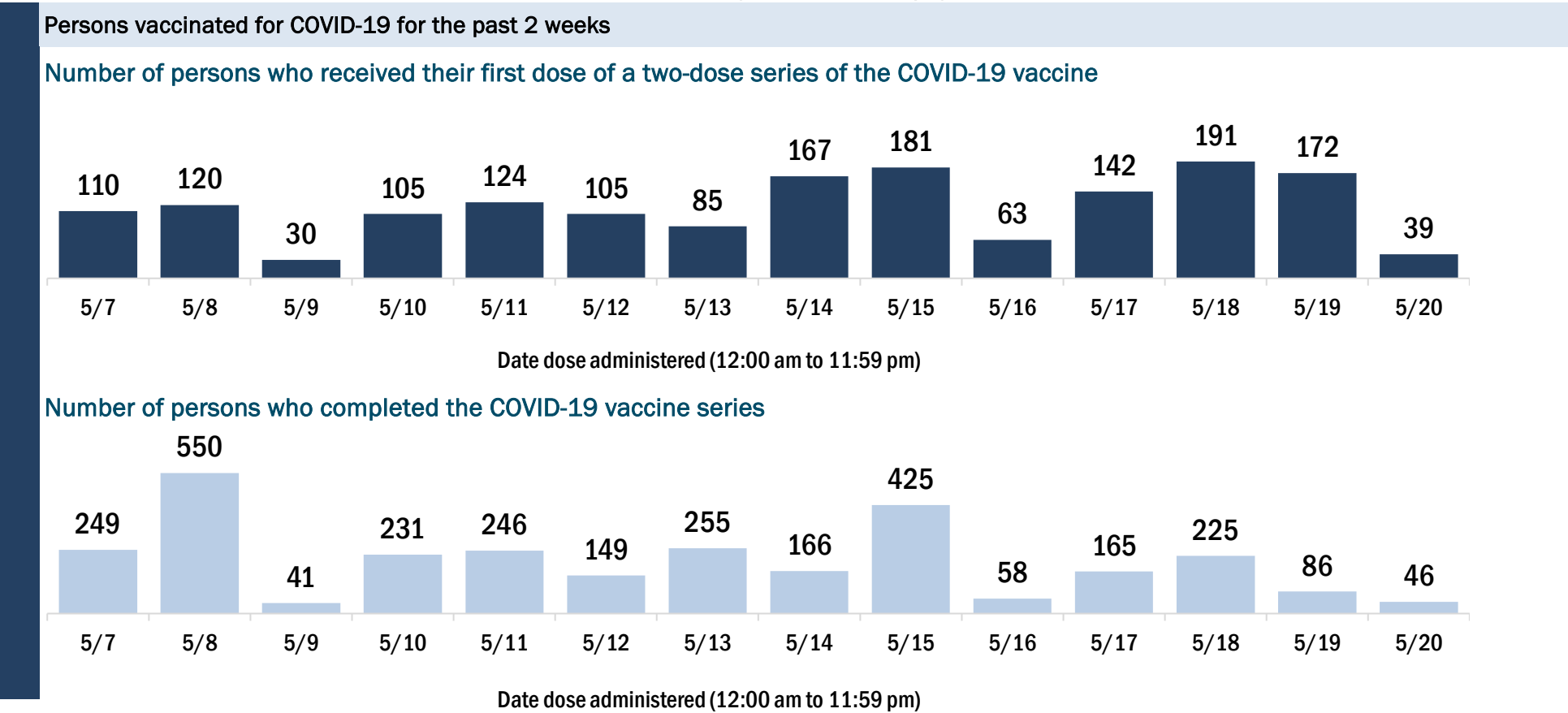
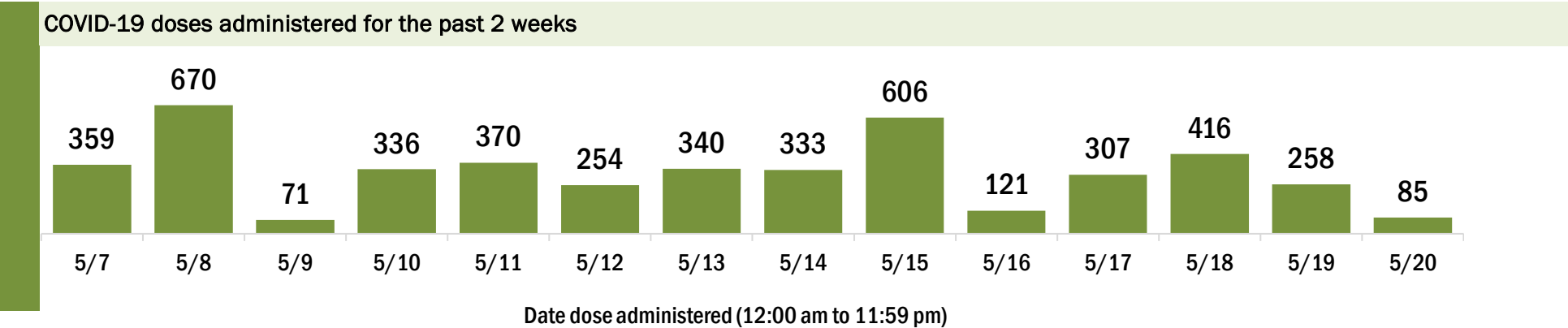
Data in this report are provisional and subject to change.

Data in this summary pertain to COVID-19 vaccines approved by the U.S. Food and Drug Administration and have been issued an Emergency Use Authorization (Janssen COVID-19 Vaccine, Moderna COVID-19 Vaccine and Pfizer-BioNTech COVID-19 Vaccine). These data summarize the number of people who have received either their first dose or have completed the series for a COVID-19 vaccine. **A person can only be counted in one category, first dose or series complete.** For persons receiving Moderna or Pfizer vaccines, once they receive their second dose, they are moved from the first dose column to the series completed column. **Because of this, the total first dose category may show a change from report to report not matching the total receiving their first dose from the previous day.** Persons receiving Johnson & Johnson vaccines will always be counted in the series completed column.

COVID-19 doses for vaccinated persons in Florida	
Doses administered	76,739
People receiving one dose of a 1-dose series (Johnson & Johnson) or receiving only one dose of a 2-dose series (Moderna, Pfizer) count once. Persons receiving both doses of a 2-dose series count twice.	

Current status of persons vaccinated for COVID-19 in Florida	
Total people vaccinated	45,142
First dose	11,961
Series completed	33,181
Completed 1-dose series	1,584
Completed 2-dose series	31,597
First dose: current number of people who have only received their first dose of the Moderna or Pfizer vaccine.	
Series complete: current number of people who have received both Moderna or Pfizer vaccine doses or one Johnson & Johnson dose and are considered fully immunized.	

Demographic summary	First dose	Series complete	Total people vaccinated
Age group	11,961	33,181	45,142
12-14 years	70	0	70
15-24 years	504	723	1,227
25-34 years	524	1,120	1,644
35-44 years	751	1,356	2,107
45-54 years	1,040	2,352	3,392
55-64 years	1,992	5,551	7,543
65-74 years	3,470	11,124	14,594
75-84 years	2,739	8,547	11,286
85+ years	871	2,408	3,279
Race	11,961	33,181	45,142
White	9,027	26,830	35,857
Black	613	1,243	1,856
American Indian/Alaskan	133	233	366
Other	882	2,260	3,142
Unknown	1,306	2,615	3,921
Other race includes Asian, native Hawaiian/Pacific Islander, or other.			
Ethnicity	11,961	33,181	45,142
Hispanic	1,515	2,986	4,501
Non-Hispanic	7,134	23,738	30,872
Unknown	3,312	6,457	9,769
Gender	11,961	33,181	45,142
Female	6,273	17,886	24,159
Male	5,669	15,277	20,946
Unknown	19	18	37



COVID-19: Hillsborough County vaccine summary

Vaccination data through May 20, 2021 as of May 21, 2021 at 12:05 AM

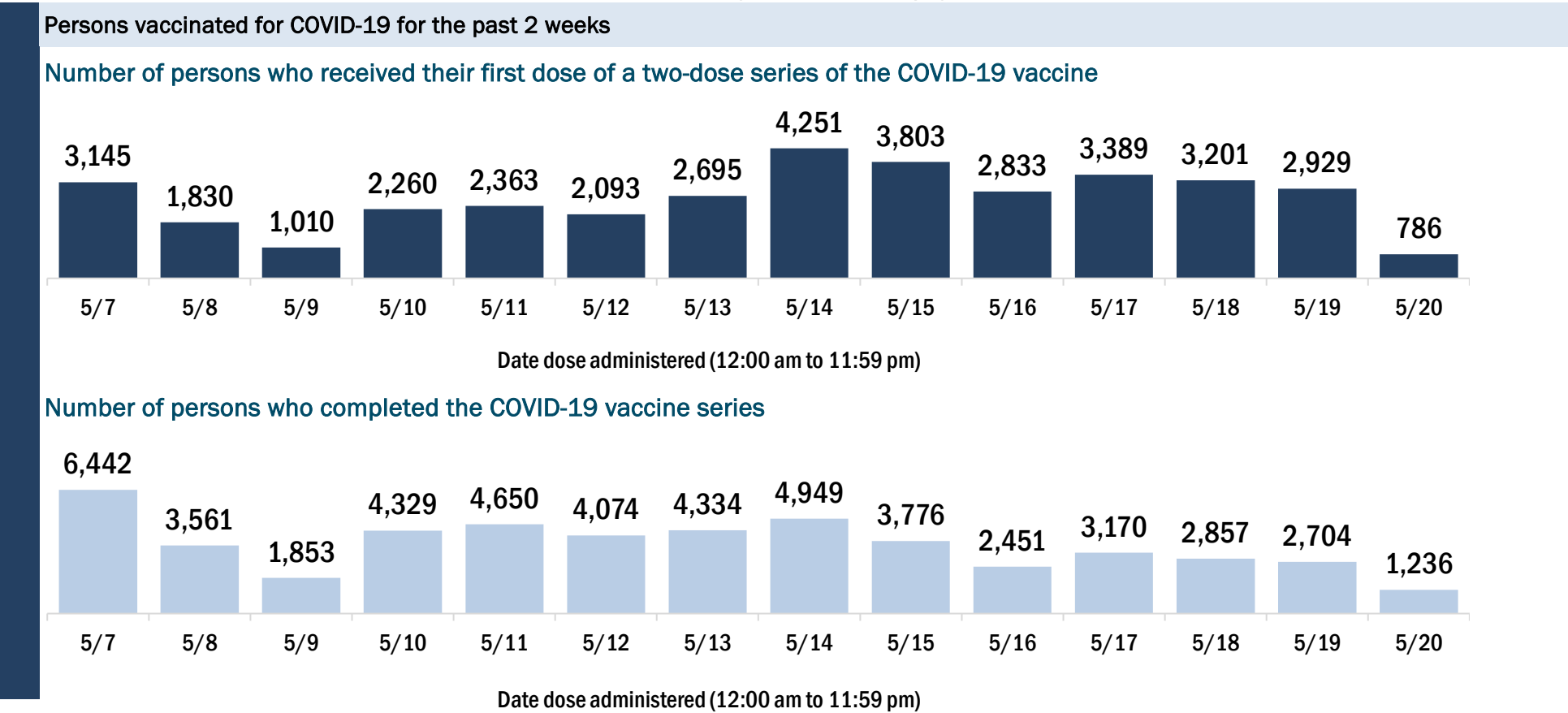
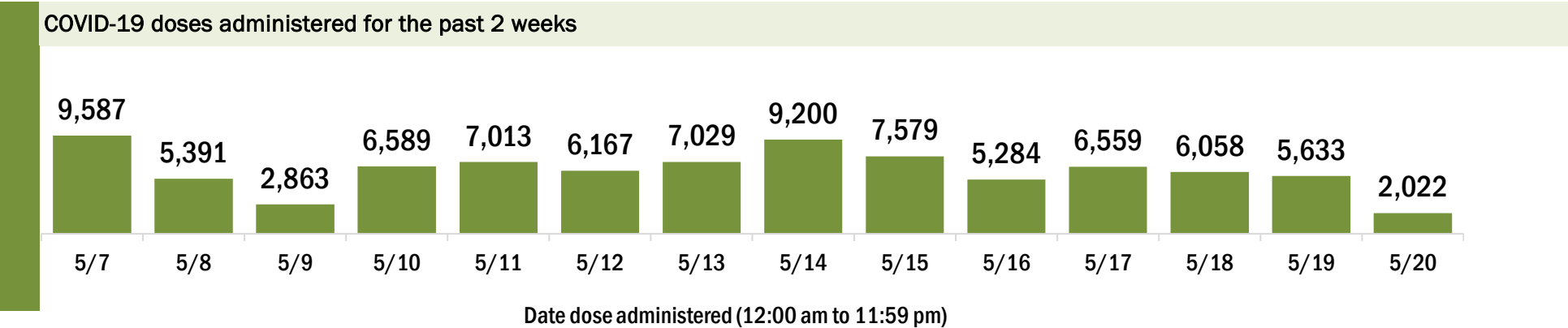
Data in this report are provisional and subject to change.

Data in this summary pertain to COVID-19 vaccines approved by the U.S. Food and Drug Administration and have been issued an Emergency Use Authorization (Janssen COVID-19 Vaccine, Moderna COVID-19 Vaccine and Pfizer-BioNTech COVID-19 Vaccine). These data summarize the number of people who have received either their first dose or have completed the series for a COVID-19 vaccine. **A person can only be counted in one category, first dose or series complete.** For persons receiving Moderna or Pfizer vaccines, once they receive their second dose, they are moved from the first dose column to the series completed column. **Because of this, the total first dose category may show a change from report to report not matching the total receiving their first dose from the previous day.** Persons receiving Johnson & Johnson vaccines will always be counted in the series completed column.

COVID-19 doses for vaccinated persons in Florida	
Doses administered	1,001,657
People receiving one dose of a 1-dose series (Johnson & Johnson) or receiving only one dose of a 2-dose series (Moderna, Pfizer) count once. Persons receiving both doses of a 2-dose series count twice.	

Current status of persons vaccinated for COVID-19 in Florida	
Total people vaccinated	604,558
First dose	149,080
Series completed	455,478
Completed 1-dose series	58,379
Completed 2-dose series	397,099
First dose: current number of people who have only received their first dose of the Moderna or Pfizer vaccine.	
Series complete: current number of people who have received both Moderna or Pfizer vaccine doses or one Johnson & Johnson dose and are considered fully immunized.	

Demographic summary	First dose	Series complete	Total people vaccinated
Age group	149,080	455,478	604,558
12-14 years	4,111	0	4,111
15-24 years	17,784	36,167	53,951
25-34 years	19,225	54,614	73,839
35-44 years	19,573	66,723	86,296
45-54 years	19,442	79,585	99,027
55-64 years	19,863	93,095	112,958
65-74 years	29,139	75,041	104,180
75-84 years	14,982	37,083	52,065
85+ years	4,961	13,170	18,131
Race	149,080	455,478	604,558
White	90,135	292,563	382,698
Black	11,771	31,200	42,971
American Indian/Alaskan	733	1,273	2,006
Other	22,044	64,234	86,278
Unknown	24,397	66,208	90,605
Other race includes Asian, native Hawaiian/Pacific Islander, or other.			
Ethnicity	149,080	455,478	604,558
Hispanic	26,979	52,107	79,086
Non-Hispanic	70,181	257,949	328,130
Unknown	51,920	145,422	197,342
Gender	149,080	455,478	604,558
Female	78,390	251,613	330,003
Male	70,471	203,559	274,030
Unknown	219	306	525



COVID-19: Holmes County vaccine summary

Vaccination data through May 20, 2021 as of May 21, 2021 at 12:05 AM

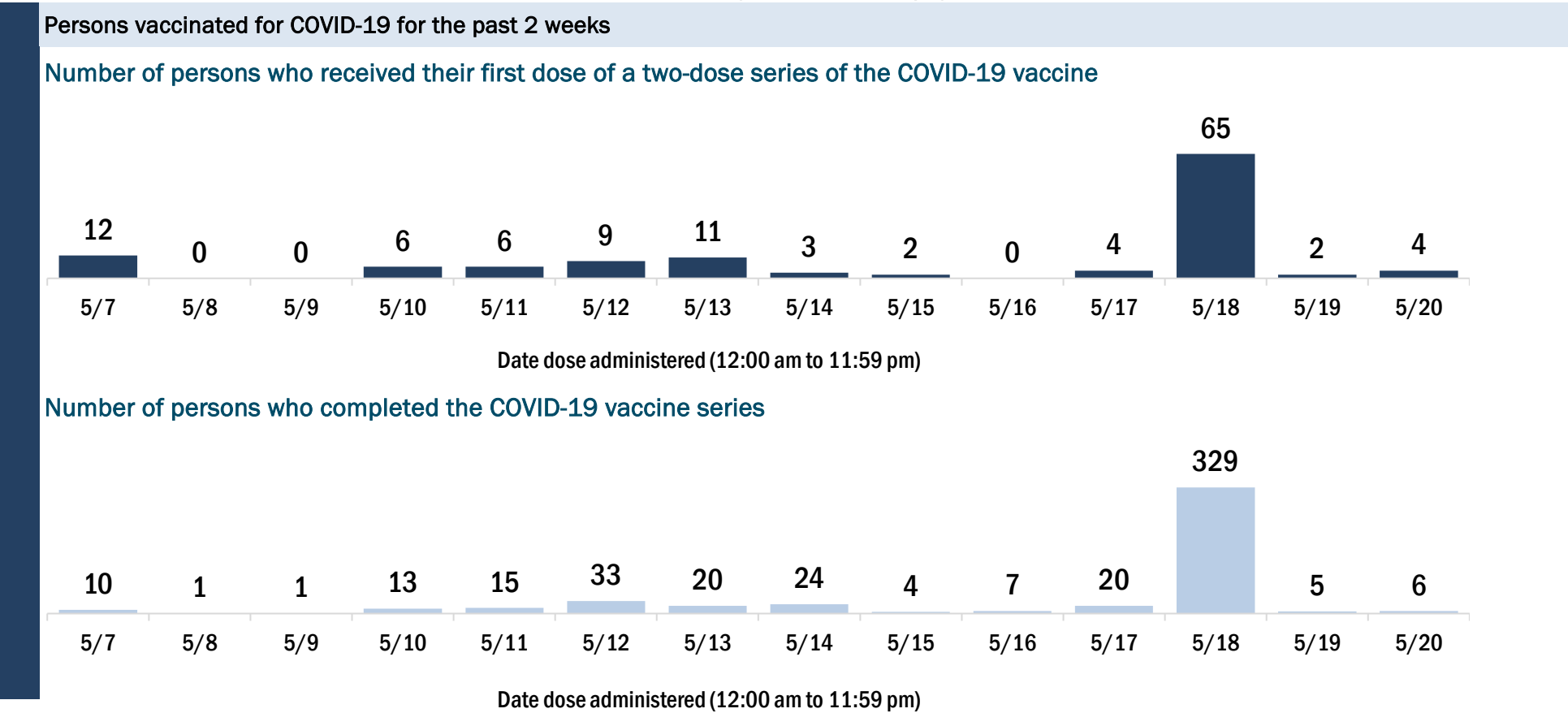
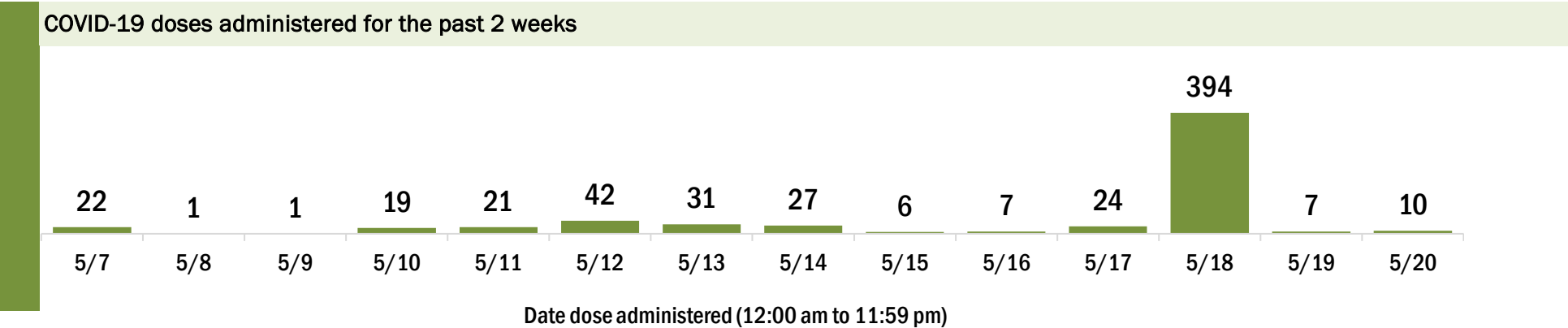
Data in this report are provisional and subject to change.

Data in this summary pertain to COVID-19 vaccines approved by the U.S. Food and Drug Administration and have been issued an Emergency Use Authorization (Janssen COVID-19 Vaccine, Moderna COVID-19 Vaccine and Pfizer-BioNTech COVID-19 Vaccine). These data summarize the number of people who have received either their first dose or have completed the series for a COVID-19 vaccine. **A person can only be counted in one category, first dose or series complete.** For persons receiving Moderna or Pfizer vaccines, once they receive their second dose, they are moved from the first dose column to the series completed column. **Because of this, the total first dose category may show a change from report to report not matching the total receiving their first dose from the previous day.** Persons receiving Johnson & Johnson vaccines will always be counted in the series completed column.

COVID-19 doses for vaccinated persons in Florida	
Doses administered	7,171
People receiving one dose of a 1-dose series (Johnson & Johnson) or receiving only one dose of a 2-dose series (Moderna, Pfizer) count once. Persons receiving both doses of a 2-dose series count twice.	

Current status of persons vaccinated for COVID-19 in Florida	
Total people vaccinated	4,033
First dose	575
Series completed	3,458
Completed 1-dose series	320
Completed 2-dose series	3,138
First dose: current number of people who have only received their first dose of the Moderna or Pfizer vaccine.	
Series complete: current number of people who have received both Moderna or Pfizer vaccine doses or one Johnson & Johnson dose and are considered fully immunized.	

Demographic summary	First dose	Series complete	Total people vaccinated
Age group	575	3,458	4,033
12-14 years	1	0	1
15-24 years	33	85	118
25-34 years	66	172	238
35-44 years	85	249	334
45-54 years	89	378	467
55-64 years	118	714	832
65-74 years	101	1,016	1,117
75-84 years	61	665	726
85+ years	21	179	200
Race	575	3,458	4,033
White	429	2,926	3,355
Black	69	208	277
American Indian/Alaskan	5	34	39
Other	37	199	236
Unknown	35	91	126
Other race includes Asian, native Hawaiian/Pacific Islander, or other.			
Ethnicity	575	3,458	4,033
Hispanic	12	71	83
Non-Hispanic	429	2,935	3,364
Unknown	134	452	586
Gender	575	3,458	4,033
Female	259	1,718	1,977
Male	316	1,740	2,056
Unknown	0	0	0



COVID-19: Indian River County vaccine summary

Vaccination data through May 20, 2021 as of May 21, 2021 at 12:05 AM

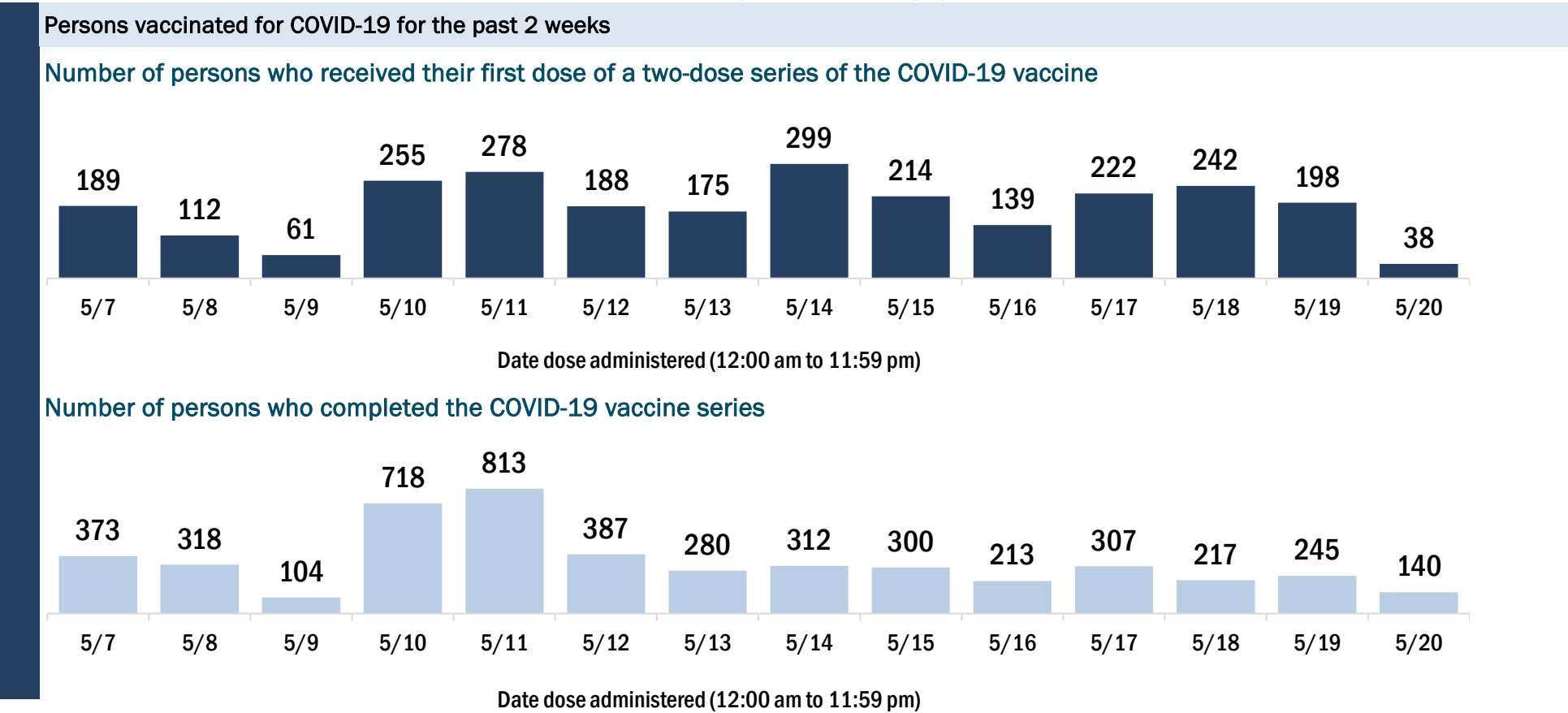
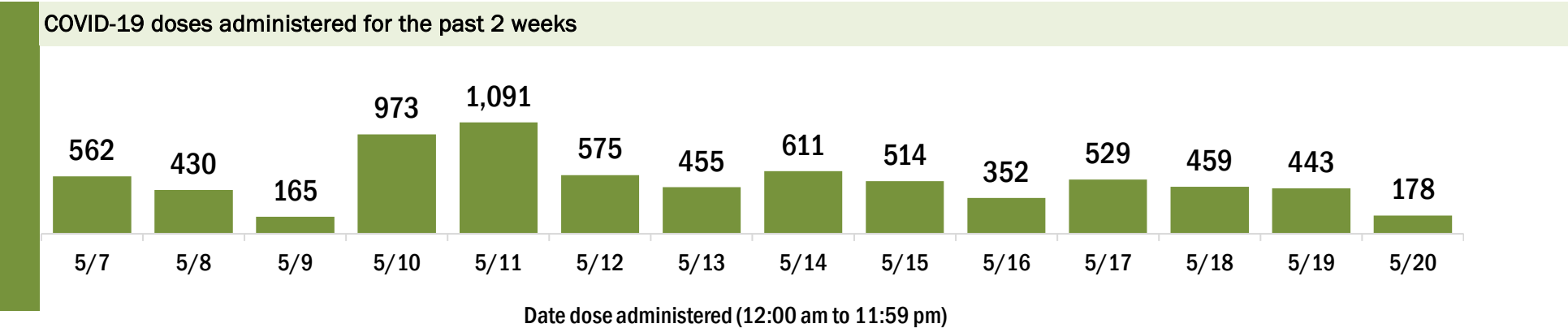
Data in this report are provisional and subject to change.

Data in this summary pertain to COVID-19 vaccines approved by the U.S. Food and Drug Administration and have been issued an Emergency Use Authorization (Janssen COVID-19 Vaccine, Moderna COVID-19 Vaccine and Pfizer-BioNTech COVID-19 Vaccine). These data summarize the number of people who have received either their first dose or have completed the series for a COVID-19 vaccine. **A person can only be counted in one category, first dose or series complete.** For persons receiving Moderna or Pfizer vaccines, once they receive their second dose, they are moved from the first dose column to the series completed column. **Because of this, the total first dose category may show a change from report to report not matching the total receiving their first dose from the previous day.** Persons receiving Johnson & Johnson vaccines will always be counted in the series completed column.

COVID-19 doses for vaccinated persons in Florida	
Doses administered	150,938
People receiving one dose of a 1-dose series (Johnson & Johnson) or receiving only one dose of a 2-dose series (Moderna, Pfizer) count once. Persons receiving both doses of a 2-dose series count twice.	

Current status of persons vaccinated for COVID-19 in Florida	
Total people vaccinated	86,841
First dose	19,758
Series completed	67,083
Completed 1-dose series	2,986
Completed 2-dose series	64,097
First dose: current number of people who have only received their first dose of the Moderna or Pfizer vaccine.	
Series complete: current number of people who have received both Moderna or Pfizer vaccine doses or one Johnson & Johnson dose and are considered fully immunized.	

Demographic summary	First dose	Series complete	Total people vaccinated
Age group	19,758	67,083	86,841
12-14 years	180	0	180
15-24 years	1,246	1,880	3,126
25-34 years	1,340	2,580	3,920
35-44 years	1,523	3,499	5,022
45-54 years	2,106	5,976	8,082
55-64 years	3,712	12,965	16,677
65-74 years	4,584	21,876	26,460
75-84 years	3,512	13,702	17,214
85+ years	1,555	4,605	6,160
Race	19,758	67,083	86,841
White	14,186	48,766	62,952
Black	1,090	2,139	3,229
American Indian/Alaskan	137	332	469
Other	1,553	5,033	6,586
Unknown	2,792	10,813	13,605
Other race includes Asian, native Hawaiian/Pacific Islander, or other.			
Ethnicity	19,758	67,083	86,841
Hispanic	2,028	3,244	5,272
Non-Hispanic	9,546	40,662	50,208
Unknown	8,184	23,177	31,361
Gender	19,758	67,083	86,841
Female	10,514	37,231	47,745
Male	9,217	29,816	39,033
Unknown	27	36	63



COVID-19: Jackson County vaccine summary

Vaccination data through May 20, 2021 as of May 21, 2021 at 12:05 AM

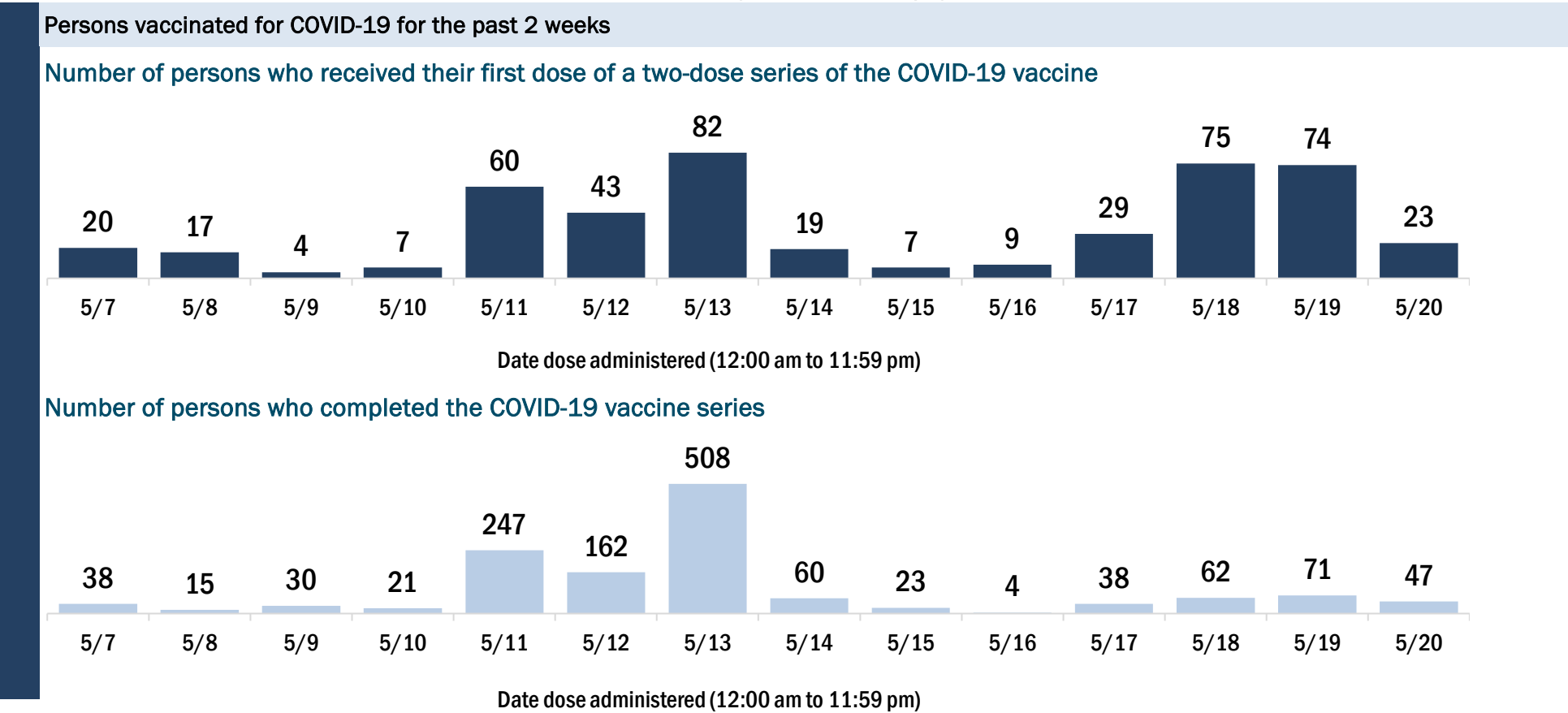
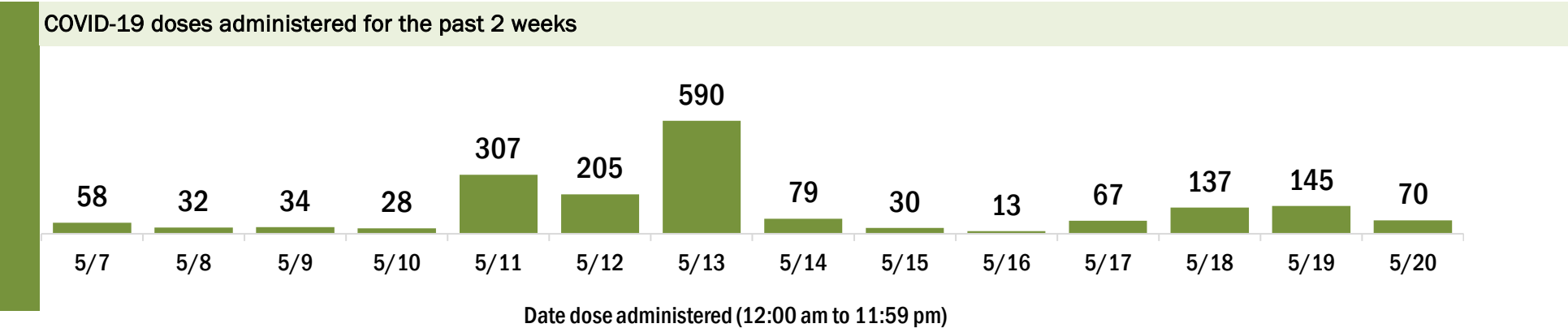
Data in this report are provisional and subject to change.

Data in this summary pertain to COVID-19 vaccines approved by the U.S. Food and Drug Administration and have been issued an Emergency Use Authorization (Janssen COVID-19 Vaccine, Moderna COVID-19 Vaccine and Pfizer-BioNTech COVID-19 Vaccine). These data summarize the number of people who have received either their first dose or have completed the series for a COVID-19 vaccine. **A person can only be counted in one category, first dose or series complete.** For persons receiving Moderna or Pfizer vaccines, once they receive their second dose, they are moved from the first dose column to the series completed column. **Because of this, the total first dose category may show a change from report to report not matching the total receiving their first dose from the previous day.** Persons receiving Johnson & Johnson vaccines will always be counted in the series completed column.

COVID-19 doses for vaccinated persons in Florida	
Doses administered	24,460
People receiving one dose of a 1-dose series (Johnson & Johnson) or receiving only one dose of a 2-dose series (Moderna, Pfizer) count once. Persons receiving both doses of a 2-dose series count twice.	

Current status of persons vaccinated for COVID-19 in Florida	
Total people vaccinated	13,845
First dose	2,260
Series completed	11,585
Completed 1-dose series	970
Completed 2-dose series	10,615
First dose: current number of people who have only received their first dose of the Moderna or Pfizer vaccine.	
Series complete: current number of people who have received both Moderna or Pfizer vaccine doses or one Johnson & Johnson dose and are considered fully immunized.	

Demographic summary	First dose	Series complete	Total people vaccinated
Age group	2,260	11,585	13,845
12-14 years	14	0	14
15-24 years	134	273	407
25-34 years	231	683	914
35-44 years	291	1,032	1,323
45-54 years	348	1,544	1,892
55-64 years	384	2,535	2,919
65-74 years	420	3,139	3,559
75-84 years	321	1,783	2,104
85+ years	117	596	713
Race	2,260	11,585	13,845
White	1,299	7,804	9,103
Black	548	2,685	3,233
American Indian/Alaskan	12	58	70
Other	130	496	626
Unknown	271	542	813
Other race includes Asian, native Hawaiian/Pacific Islander, or other.			
Ethnicity	2,260	11,585	13,845
Hispanic	88	318	406
Non-Hispanic	1,272	8,423	9,695
Unknown	900	2,844	3,744
Gender	2,260	11,585	13,845
Female	1,054	5,770	6,824
Male	1,205	5,815	7,020
Unknown	1	0	1



COVID-19: Jefferson County vaccine summary

Vaccination data through May 20, 2021 as of May 21, 2021 at 12:05 AM

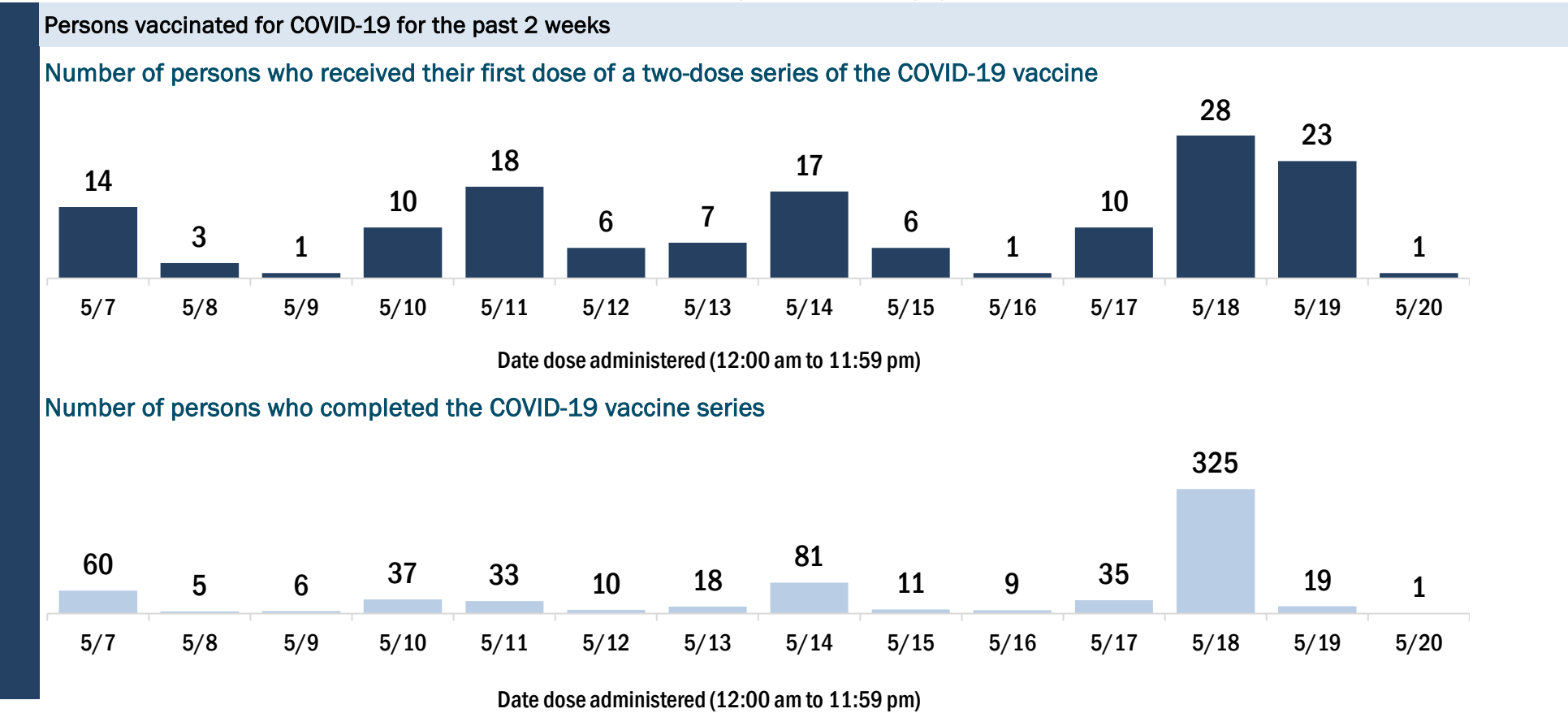
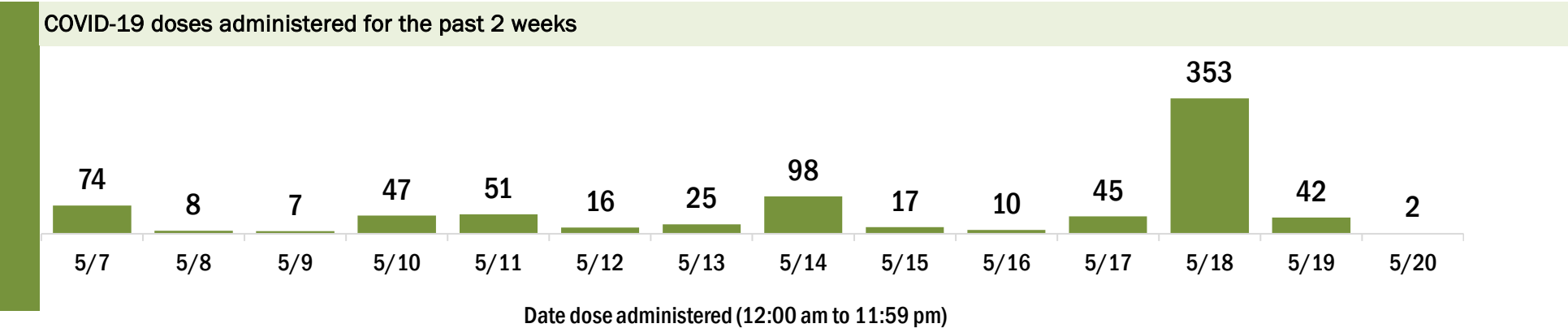
Data in this report are provisional and subject to change.

Data in this summary pertain to COVID-19 vaccines approved by the U.S. Food and Drug Administration and have been issued an Emergency Use Authorization (Janssen COVID-19 Vaccine, Moderna COVID-19 Vaccine and Pfizer-BioNTech COVID-19 Vaccine). These data summarize the number of people who have received either their first dose or have completed the series for a COVID-19 vaccine. **A person can only be counted in one category, first dose or series complete.** For persons receiving Moderna or Pfizer vaccines, once they receive their second dose, they are moved from the first dose column to the series completed column. **Because of this, the total first dose category may show a change from report to report not matching the total receiving their first dose from the previous day.** Persons receiving Johnson & Johnson vaccines will always be counted in the series completed column.

COVID-19 doses for vaccinated persons in Florida	
Doses administered	9,872
People receiving one dose of a 1-dose series (Johnson & Johnson) or receiving only one dose of a 2-dose series (Moderna, Pfizer) count once. Persons receiving both doses of a 2-dose series count twice.	

Current status of persons vaccinated for COVID-19 in Florida	
Total people vaccinated	5,434
First dose	655
Series completed	4,779
Completed 1-dose series	341
Completed 2-dose series	4,438
First dose: current number of people who have only received their first dose of the Moderna or Pfizer vaccine.	
Series complete: current number of people who have received both Moderna or Pfizer vaccine doses or one Johnson & Johnson dose and are considered fully immunized.	

Demographic summary	First dose	Series complete	Total people vaccinated
Age group	655	4,779	5,434
12-14 years	8	0	8
15-24 years	60	124	184
25-34 years	74	204	278
35-44 years	97	340	437
45-54 years	104	645	749
55-64 years	156	1,181	1,337
65-74 years	89	1,409	1,498
75-84 years	49	686	735
85+ years	18	190	208
Race	655	4,779	5,434
White	328	2,763	3,091
Black	206	1,146	1,352
American Indian/Alaskan	2	7	9
Other	63	582	645
Unknown	56	281	337
Other race includes Asian, native Hawaiian/Pacific Islander, or other.			
Ethnicity	655	4,779	5,434
Hispanic	15	115	130
Non-Hispanic	490	3,425	3,915
Unknown	150	1,239	1,389
Gender	655	4,779	5,434
Female	348	2,556	2,904
Male	307	2,223	2,530
Unknown	0	0	0



COVID-19: Lafayette County vaccine summary

Vaccination data through May 20, 2021 as of May 21, 2021 at 12:05 AM

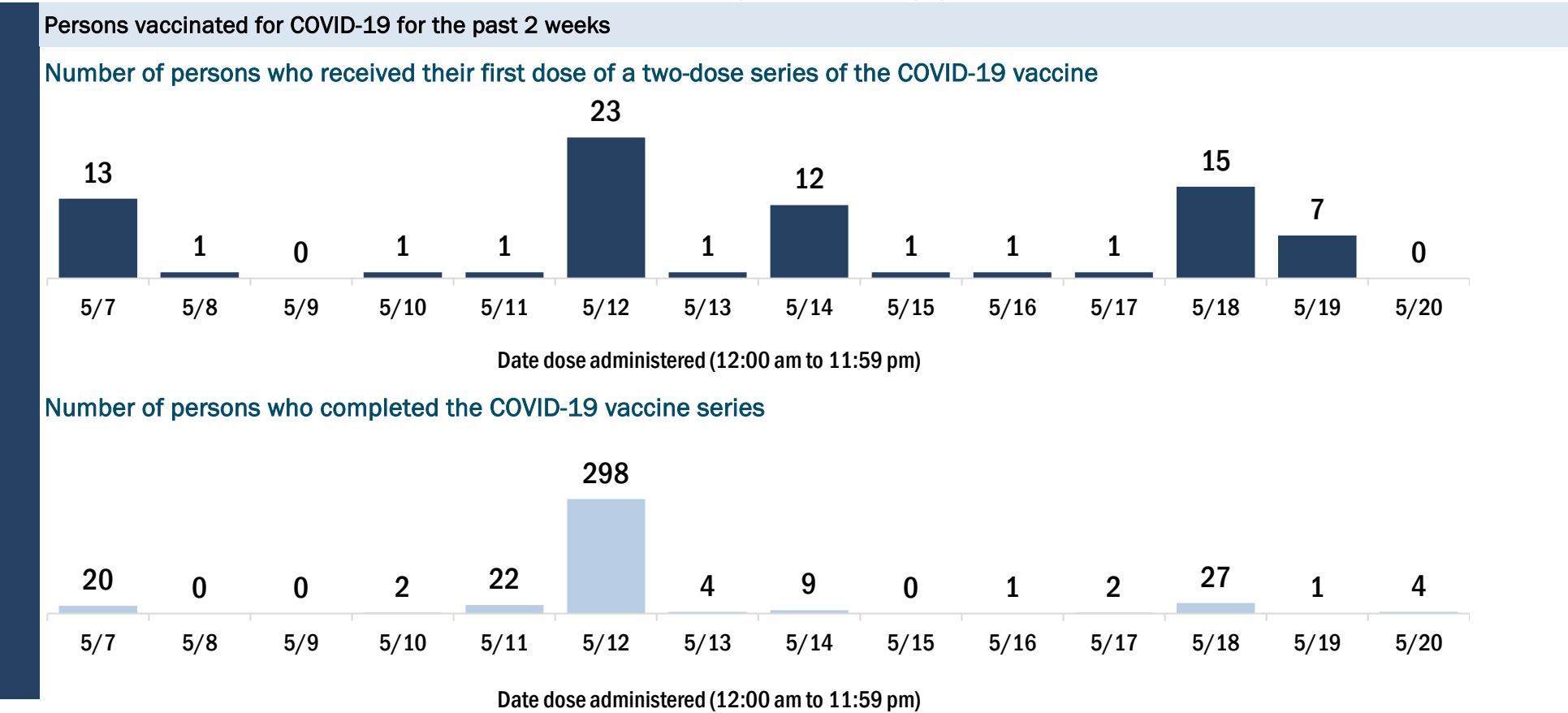
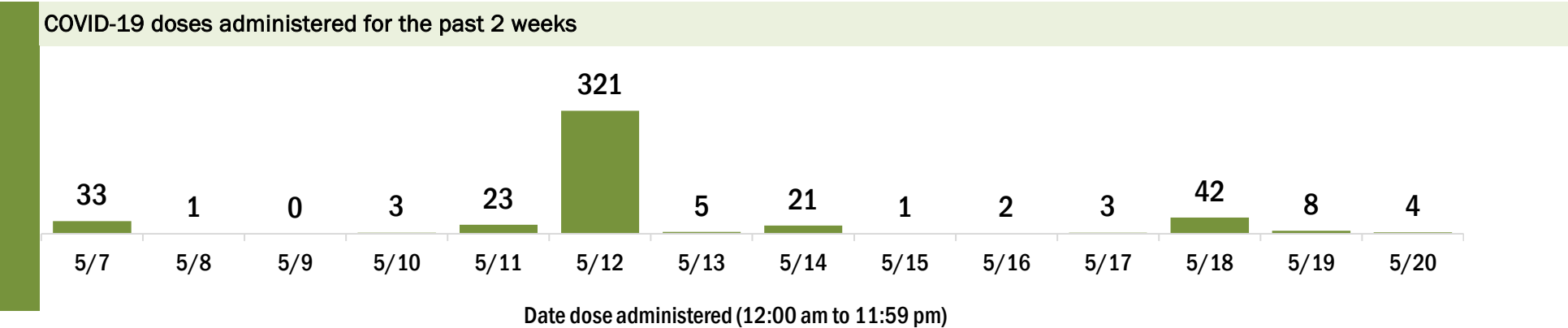
Data in this report are provisional and subject to change.

Data in this summary pertain to COVID-19 vaccines approved by the U.S. Food and Drug Administration and have been issued an Emergency Use Authorization (Janssen COVID-19 Vaccine, Moderna COVID-19 Vaccine and Pfizer-BioNTech COVID-19 Vaccine). These data summarize the number of people who have received either their first dose or have completed the series for a COVID-19 vaccine. **A person can only be counted in one category, first dose or series complete.** For persons receiving Moderna or Pfizer vaccines, once they receive their second dose, they are moved from the first dose column to the series completed column. **Because of this, the total first dose category may show a change from report to report not matching the total receiving their first dose from the previous day.** Persons receiving Johnson & Johnson vaccines will always be counted in the series completed column.

COVID-19 doses for vaccinated persons in Florida	
Doses administered	4,352
People receiving one dose of a 1-dose series (Johnson & Johnson) or receiving only one dose of a 2-dose series (Moderna, Pfizer) count once. Persons receiving both doses of a 2-dose series count twice.	

Current status of persons vaccinated for COVID-19 in Florida	
Total people vaccinated	2,419
First dose	384
Series completed	2,035
Completed 1-dose series	102
Completed 2-dose series	1,933
First dose: current number of people who have only received their first dose of the Moderna or Pfizer vaccine.	
Series complete: current number of people who have received both Moderna or Pfizer vaccine doses or one Johnson & Johnson dose and are considered fully immunized.	

Demographic summary	First dose	Series complete	Total people vaccinated
Age group	384	2,035	2,419
12-14 years	2	0	2
15-24 years	17	34	51
25-34 years	35	97	132
35-44 years	39	157	196
45-54 years	54	236	290
55-64 years	69	320	389
65-74 years	92	711	803
75-84 years	51	376	427
85+ years	25	104	129
Race	384	2,035	2,419
White	260	1,617	1,877
Black	31	178	209
American Indian/Alaskan	2	6	8
Other	28	119	147
Unknown	63	115	178
Other race includes Asian, native Hawaiian/Pacific Islander, or other.			
Ethnicity	384	2,035	2,419
Hispanic	27	105	132
Non-Hispanic	188	1,348	1,536
Unknown	169	582	751
Gender	384	2,035	2,419
Female	185	892	1,077
Male	198	1,143	1,341
Unknown	1	0	1



COVID-19: Lake County vaccine summary

Vaccination data through May 20, 2021 as of May 21, 2021 at 12:05 AM

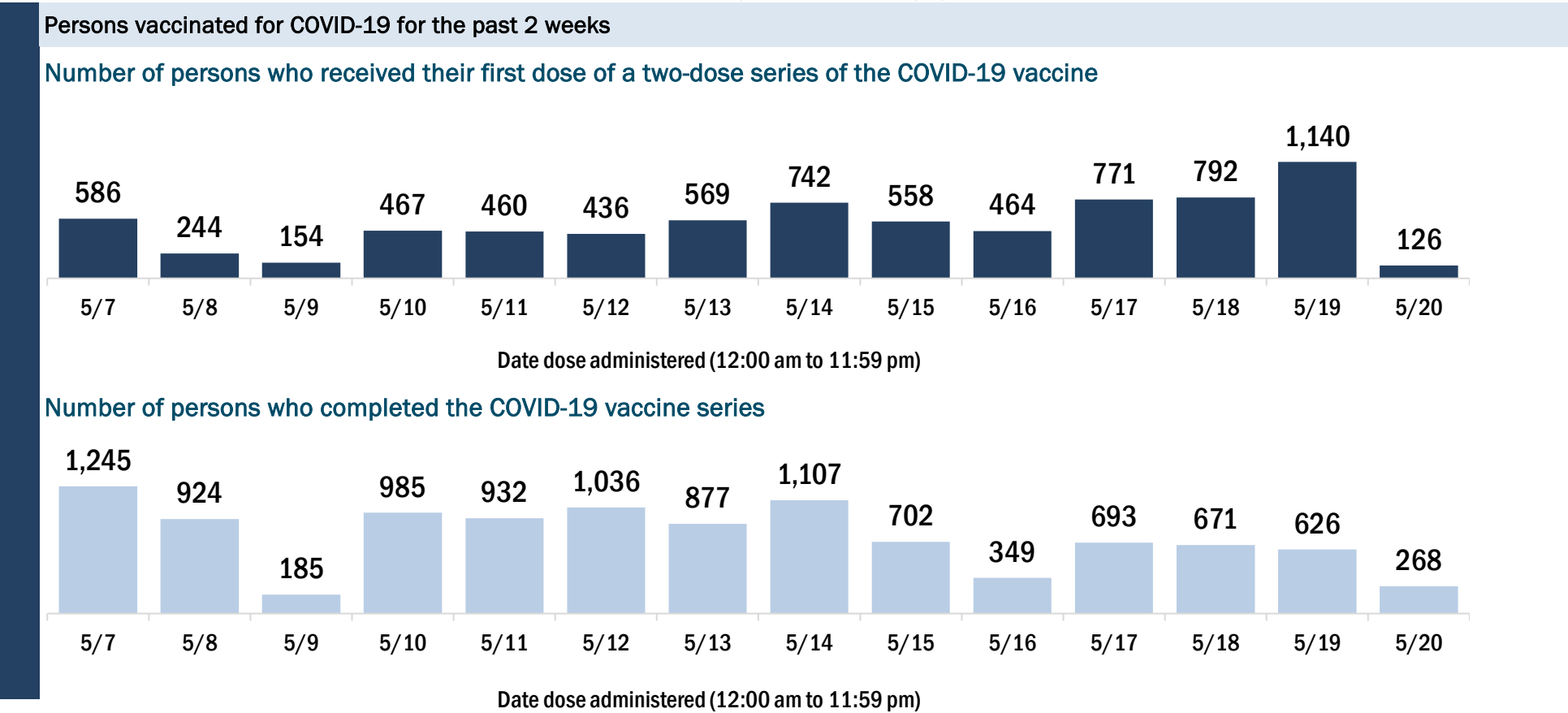
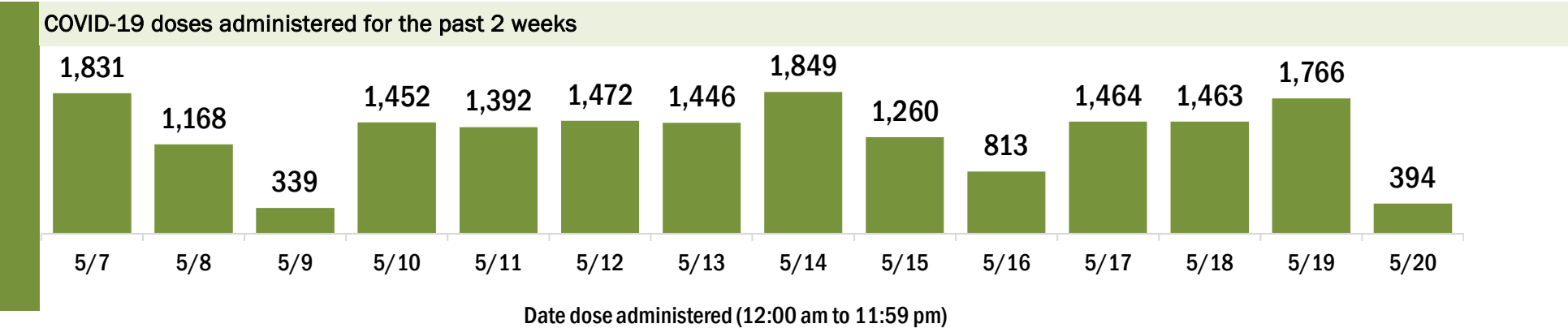
Data in this report are provisional and subject to change.

Data in this summary pertain to COVID-19 vaccines approved by the U.S. Food and Drug Administration and have been issued an Emergency Use Authorization (Janssen COVID-19 Vaccine, Moderna COVID-19 Vaccine and Pfizer-BioNTech COVID-19 Vaccine). These data summarize the number of people who have received either their first dose or have completed the series for a COVID-19 vaccine. **A person can only be counted in one category, first dose or series complete.** For persons receiving Moderna or Pfizer vaccines, once they receive their second dose, they are moved from the first dose column to the series completed column. **Because of this, the total first dose category may show a change from report to report not matching the total receiving their first dose from the previous day.** Persons receiving Johnson & Johnson vaccines will always be counted in the series completed column.

COVID-19 doses for vaccinated persons in Florida	
Doses administered	305,212
People receiving one dose of a 1-dose series (Johnson & Johnson) or receiving only one dose of a 2-dose series (Moderna, Pfizer) count once. Persons receiving both doses of a 2-dose series count twice.	

Current status of persons vaccinated for COVID-19 in Florida	
Total people vaccinated	170,960
First dose	28,625
Series completed	142,335
Completed 1-dose series	8,083
Completed 2-dose series	134,252
First dose: current number of people who have only received their first dose of the Moderna or Pfizer vaccine.	
Series complete: current number of people who have received both Moderna or Pfizer vaccine doses or one Johnson & Johnson dose and are considered fully immunized.	

Demographic summary	First dose	Series complete	Total people vaccinated
Age group	28,625	142,335	170,960
12-14 years	966	0	966
15-24 years	3,240	6,300	9,540
25-34 years	3,257	7,956	11,213
35-44 years	3,717	10,998	14,715
45-54 years	4,128	15,755	19,883
55-64 years	4,978	26,096	31,074
65-74 years	4,379	40,699	45,078
75-84 years	2,801	26,753	29,554
85+ years	1,159	7,778	8,937
Race	28,625	142,335	170,960
White	17,429	104,205	121,634
Black	2,067	7,850	9,917
American Indian/Alaskan	178	798	976
Other	3,571	13,105	16,676
Unknown	5,380	16,377	21,757
Other race includes Asian, native Hawaiian/Pacific Islander, or other.			
Ethnicity	28,625	142,335	170,960
Hispanic	4,050	12,232	16,282
Non-Hispanic	12,306	83,554	95,860
Unknown	12,269	46,549	58,818
Gender	28,625	142,335	170,960
Female	15,370	79,121	94,491
Male	13,210	63,100	76,310
Unknown	45	114	159



COVID-19: Lee County vaccine summary

Vaccination data through May 20, 2021 as of May 21, 2021 at 12:05 AM

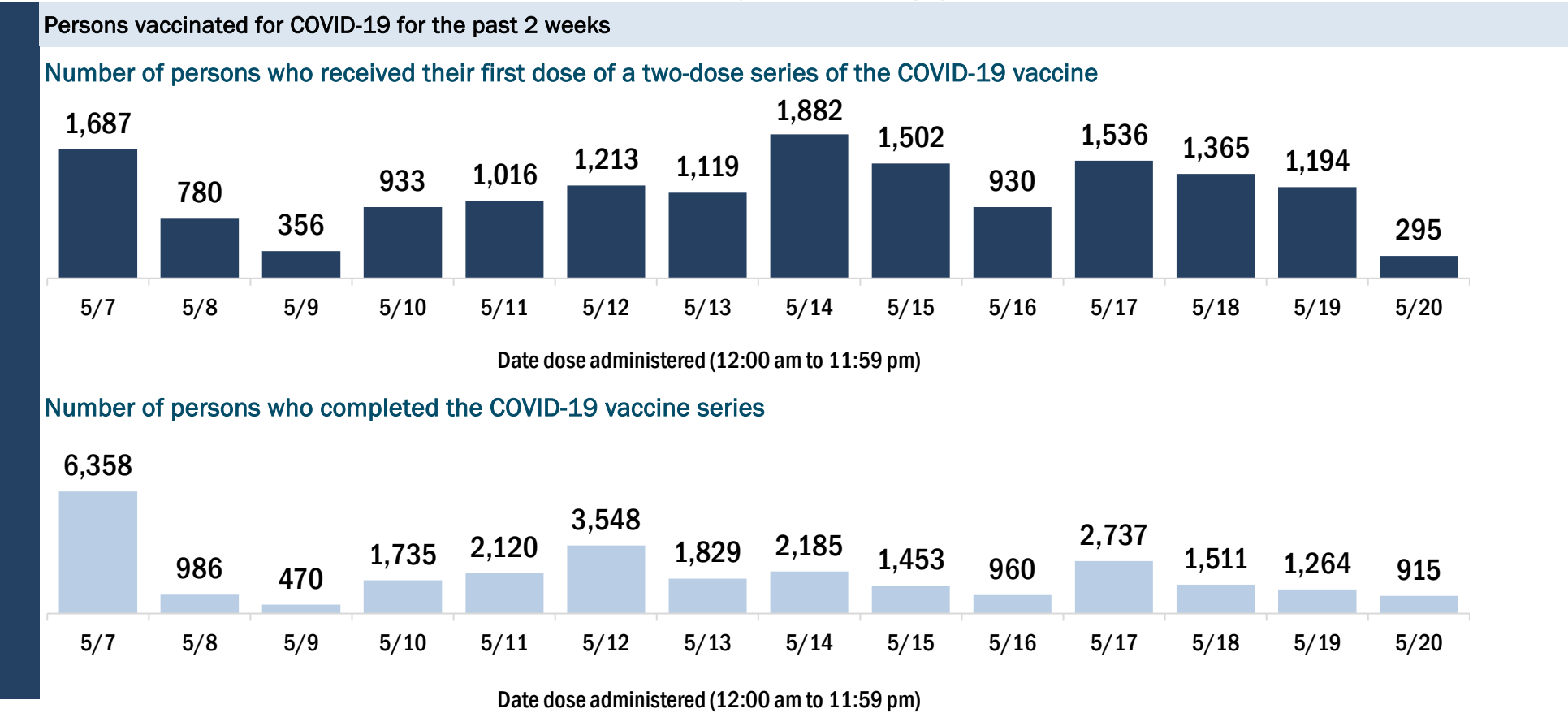
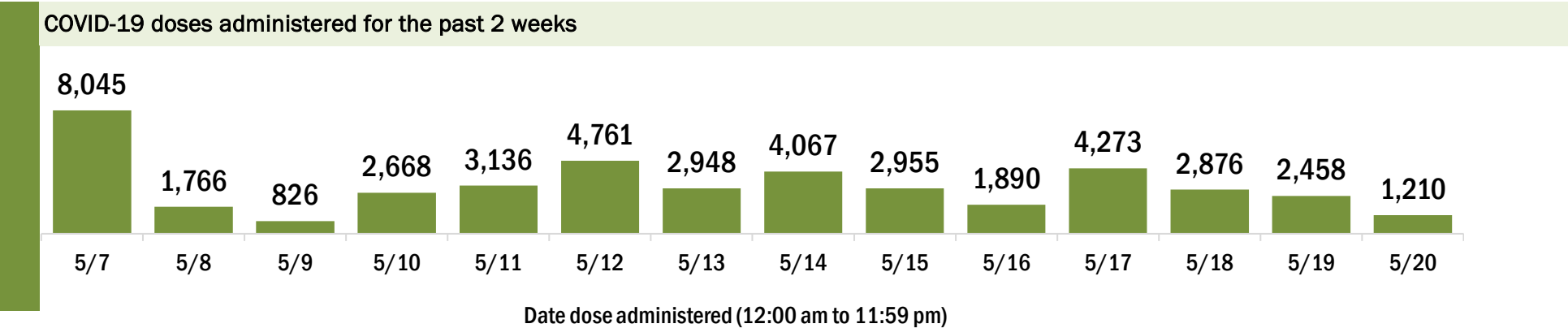
Data in this report are provisional and subject to change.

Data in this summary pertain to COVID-19 vaccines approved by the U.S. Food and Drug Administration and have been issued an Emergency Use Authorization (Janssen COVID-19 Vaccine, Moderna COVID-19 Vaccine and Pfizer-BioNTech COVID-19 Vaccine). These data summarize the number of people who have received either their first dose or have completed the series for a COVID-19 vaccine. **A person can only be counted in one category, first dose or series complete.** For persons receiving Moderna or Pfizer vaccines, once they receive their second dose, they are moved from the first dose column to the series completed column. **Because of this, the total first dose category may show a change from report to report not matching the total receiving their first dose from the previous day.** Persons receiving Johnson & Johnson vaccines will always be counted in the series completed column.

COVID-19 doses for vaccinated persons in Florida	
Doses administered	629,127
People receiving one dose of a 1-dose series (Johnson & Johnson) or receiving only one dose of a 2-dose series (Moderna, Pfizer) count once. Persons receiving both doses of a 2-dose series count twice.	

Current status of persons vaccinated for COVID-19 in Florida	
Total people vaccinated	355,942
First dose	65,250
Series completed	290,692
Completed 1-dose series	17,507
Completed 2-dose series	273,185
First dose: current number of people who have only received their first dose of the Moderna or Pfizer vaccine.	
Series complete: current number of people who have received both Moderna or Pfizer vaccine doses or one Johnson & Johnson dose and are considered fully immunized.	

Demographic summary	First dose	Series complete	Total people vaccinated
Age group	65,250	290,692	355,942
12-14 years	1,091	0	1,091
15-24 years	6,551	8,326	14,877
25-34 years	6,353	13,451	19,804
35-44 years	8,005	18,804	26,809
45-54 years	9,326	28,468	37,794
55-64 years	12,232	55,700	67,932
65-74 years	11,805	94,837	106,642
75-84 years	7,288	56,180	63,468
85+ years	2,599	14,926	17,525
Race	65,250	290,692	355,942
White	42,608	207,597	250,205
Black	3,113	7,764	10,877
American Indian/Alaskan	277	1,011	1,288
Other	6,908	20,630	27,538
Unknown	12,344	53,690	66,034
Other race includes Asian, native Hawaiian/Pacific Islander, or other.			
Ethnicity	65,250	290,692	355,942
Hispanic	12,508	26,188	38,696
Non-Hispanic	29,313	164,409	193,722
Unknown	23,429	100,095	123,524
Gender	65,250	290,692	355,942
Female	34,515	159,767	194,282
Male	30,570	130,469	161,039
Unknown	165	456	621



COVID-19: Leon County vaccine summary

Vaccination data through May 20, 2021 as of May 21, 2021 at 12:05 AM

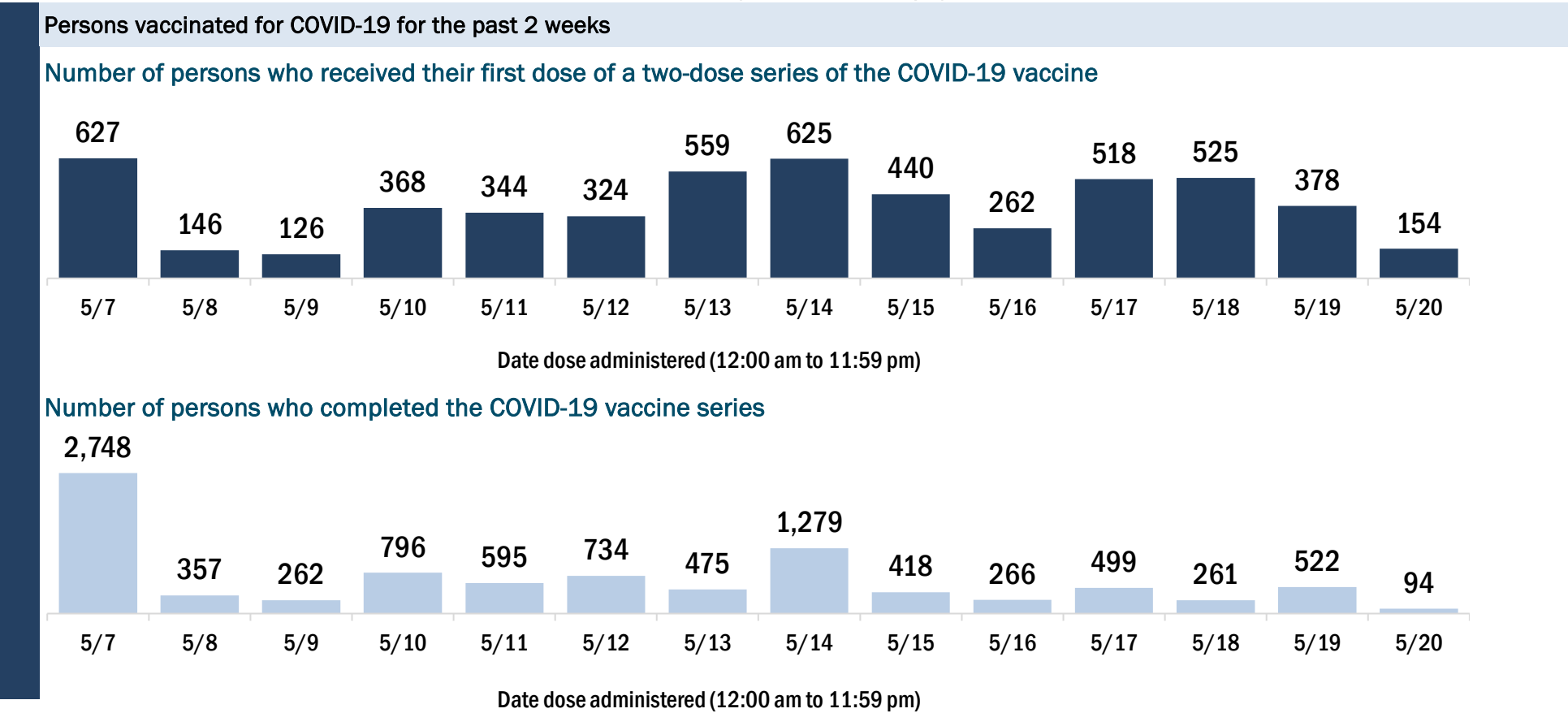
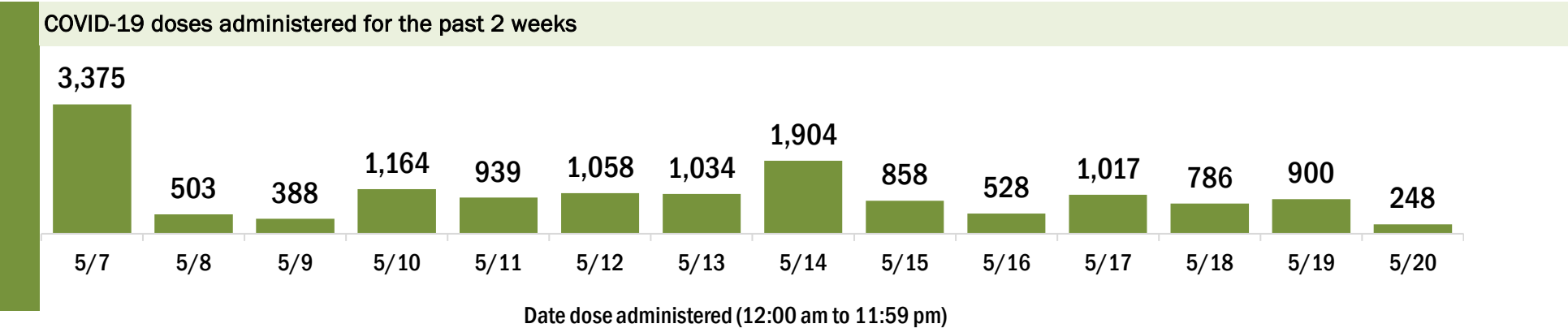
Data in this report are provisional and subject to change.

Data in this summary pertain to COVID-19 vaccines approved by the U.S. Food and Drug Administration and have been issued an Emergency Use Authorization (Janssen COVID-19 Vaccine, Moderna COVID-19 Vaccine and Pfizer-BioNTech COVID-19 Vaccine). These data summarize the number of people who have received either their first dose or have completed the series for a COVID-19 vaccine. **A person can only be counted in one category, first dose or series complete.** For persons receiving Moderna or Pfizer vaccines, once they receive their second dose, they are moved from the first dose column to the series completed column. **Because of this, the total first dose category may show a change from report to report not matching the total receiving their first dose from the previous day.** Persons receiving Johnson & Johnson vaccines will always be counted in the series completed column.

COVID-19 doses for vaccinated persons in Florida	
Doses administered	217,922
People receiving one dose of a 1-dose series (Johnson & Johnson) or receiving only one dose of a 2-dose series (Moderna, Pfizer) count once. Persons receiving both doses of a 2-dose series count twice.	

Current status of persons vaccinated for COVID-19 in Florida	
Total people vaccinated	121,554
First dose	19,963
Series completed	101,591
Completed 1-dose series	5,223
Completed 2-dose series	96,368
First dose: current number of people who have only received their first dose of the Moderna or Pfizer vaccine.	
Series complete: current number of people who have received both Moderna or Pfizer vaccine doses or one Johnson & Johnson dose and are considered fully immunized.	

Demographic summary	First dose	Series complete	Total people vaccinated
Age group	19,963	101,591	121,554
12-14 years	691	0	691
15-24 years	4,237	10,715	14,952
25-34 years	3,311	12,320	15,631
35-44 years	3,030	12,870	15,900
45-54 years	2,627	14,421	17,048
55-64 years	2,428	19,189	21,617
65-74 years	2,042	19,959	22,001
75-84 years	1,016	9,012	10,028
85+ years	581	3,105	3,686
Race	19,963	101,591	121,554
White	10,585	59,448	70,033
Black	3,725	14,486	18,211
American Indian/Alaskan	72	317	389
Other	2,551	17,703	20,254
Unknown	3,030	9,637	12,667
Other race includes Asian, native Hawaiian/Pacific Islander, or other.			
Ethnicity	19,963	101,591	121,554
Hispanic	1,446	5,081	6,527
Non-Hispanic	12,335	73,642	85,977
Unknown	6,182	22,868	29,050
Gender	19,963	101,591	121,554
Female	10,843	57,642	68,485
Male	9,073	43,905	52,978
Unknown	47	44	91



COVID-19: Levy County vaccine summary

Vaccination data through May 20, 2021 as of May 21, 2021 at 12:05 AM

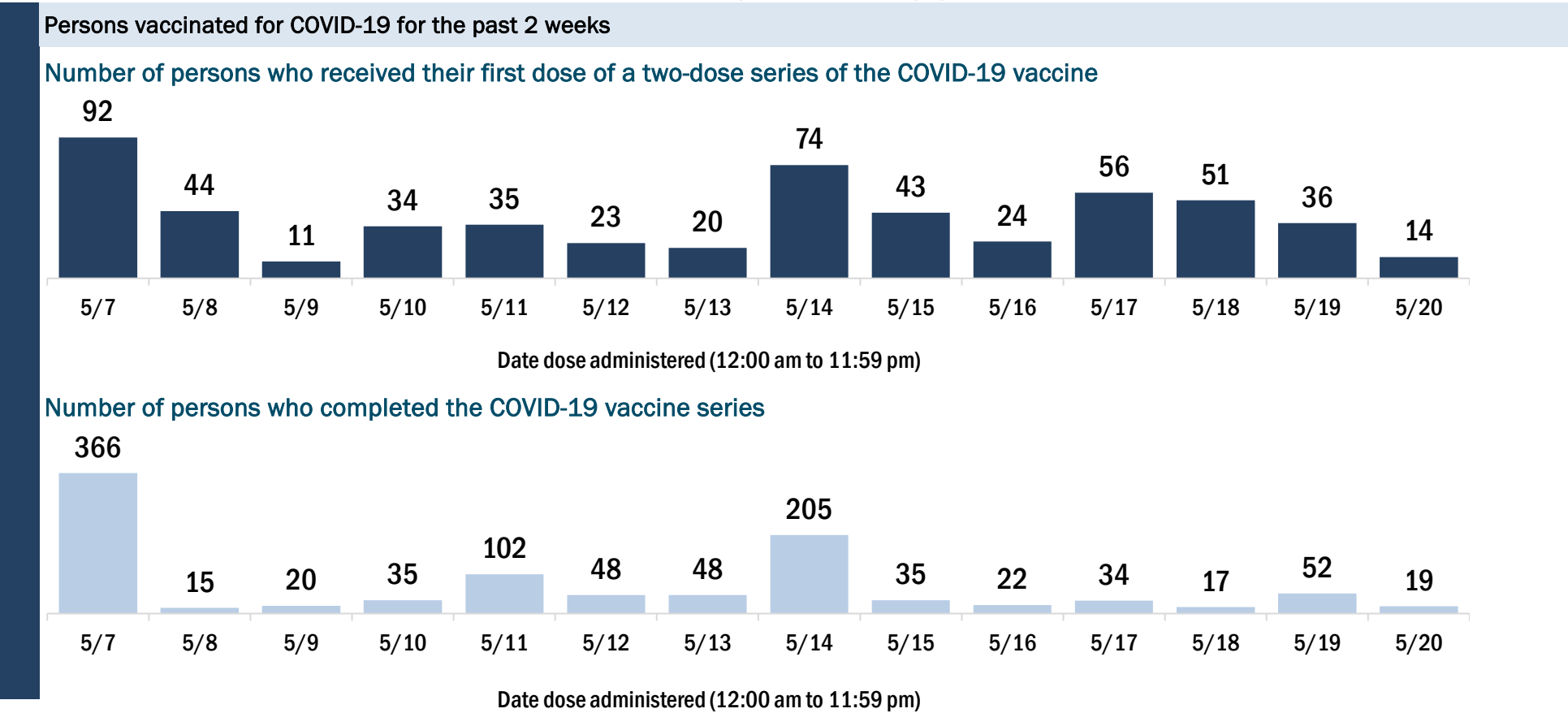
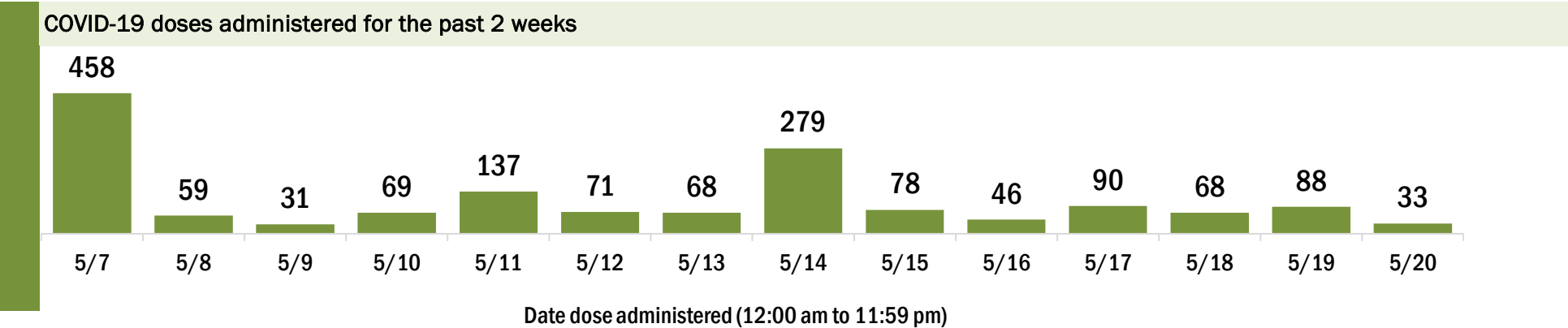
Data in this report are provisional and subject to change.

Data in this summary pertain to COVID-19 vaccines approved by the U.S. Food and Drug Administration and have been issued an Emergency Use Authorization (Janssen COVID-19 Vaccine, Moderna COVID-19 Vaccine and Pfizer-BioNTech COVID-19 Vaccine). These data summarize the number of people who have received either their first dose or have completed the series for a COVID-19 vaccine. **A person can only be counted in one category, first dose or series complete.** For persons receiving Moderna or Pfizer vaccines, once they receive their second dose, they are moved from the first dose column to the series completed column. **Because of this, the total first dose category may show a change from report to report not matching the total receiving their first dose from the previous day.** Persons receiving Johnson & Johnson vaccines will always be counted in the series completed column.

COVID-19 doses for vaccinated persons in Florida	
Doses administered	22,369
People receiving one dose of a 1-dose series (Johnson & Johnson) or receiving only one dose of a 2-dose series (Moderna, Pfizer) count once. Persons receiving both doses of a 2-dose series count twice.	

Current status of persons vaccinated for COVID-19 in Florida	
Total people vaccinated	12,909
First dose	2,030
Series completed	10,879
Completed 1-dose series	1,419
Completed 2-dose series	9,460
First dose: current number of people who have only received their first dose of the Moderna or Pfizer vaccine.	
Series complete: current number of people who have received both Moderna or Pfizer vaccine doses or one Johnson & Johnson dose and are considered fully immunized.	

Demographic summary	First dose	Series complete	Total people vaccinated
Age group	2,030	10,879	12,909
12-14 years	30	0	30
15-24 years	152	252	404
25-34 years	195	413	608
35-44 years	220	575	795
45-54 years	269	1,024	1,293
55-64 years	511	2,391	2,902
65-74 years	415	3,749	4,164
75-84 years	190	1,989	2,179
85+ years	48	486	534
Race	2,030	10,879	12,909
White	1,430	8,616	10,046
Black	198	698	896
American Indian/Alaskan	10	57	67
Other	183	618	801
Unknown	209	890	1,099
Other race includes Asian, native Hawaiian/Pacific Islander, or other.			
Ethnicity	2,030	10,879	12,909
Hispanic	166	553	719
Non-Hispanic	1,293	7,896	9,189
Unknown	571	2,430	3,001
Gender	2,030	10,879	12,909
Female	1,138	6,120	7,258
Male	889	4,759	5,648
Unknown	3	0	3



COVID-19: Liberty County vaccine summary

Vaccination data through May 20, 2021 as of May 21, 2021 at 12:05 AM

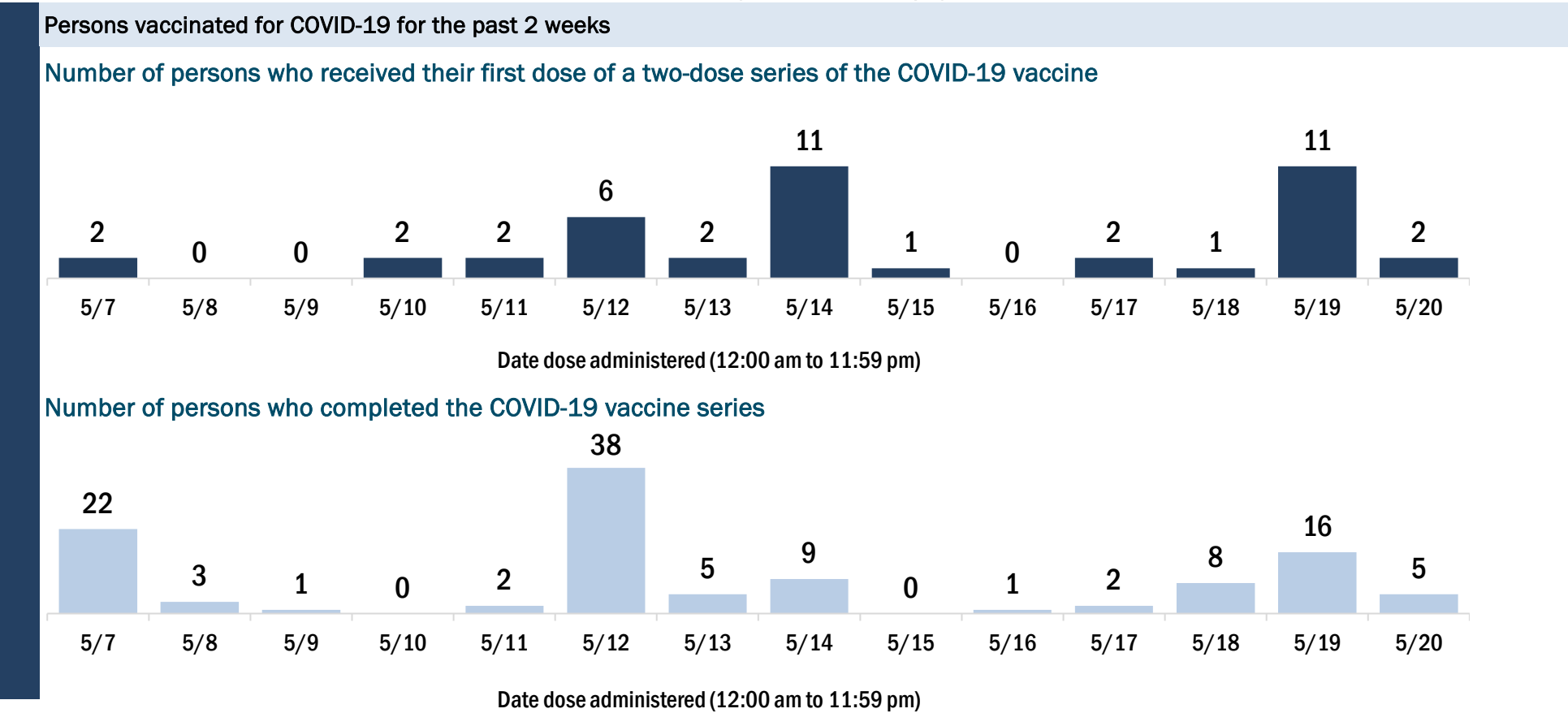
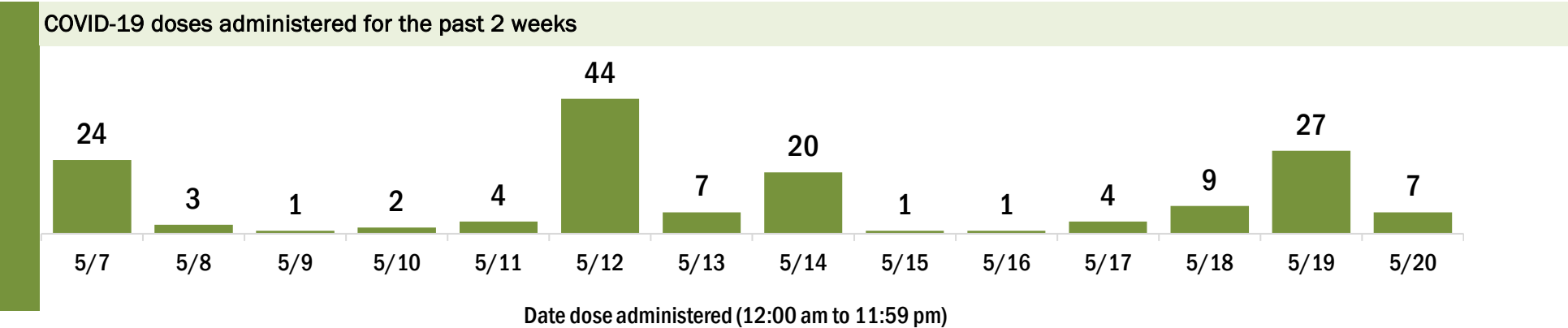
Data in this report are provisional and subject to change.

Data in this summary pertain to COVID-19 vaccines approved by the U.S. Food and Drug Administration and have been issued an Emergency Use Authorization (Janssen COVID-19 Vaccine, Moderna COVID-19 Vaccine and Pfizer-BioNTech COVID-19 Vaccine). These data summarize the number of people who have received either their first dose or have completed the series for a COVID-19 vaccine. **A person can only be counted in one category, first dose or series complete.** For persons receiving Moderna or Pfizer vaccines, once they receive their second dose, they are moved from the first dose column to the series completed column. **Because of this, the total first dose category may show a change from report to report not matching the total receiving their first dose from the previous day.** Persons receiving Johnson & Johnson vaccines will always be counted in the series completed column.

COVID-19 doses for vaccinated persons in Florida	
Doses administered	3,409
People receiving one dose of a 1-dose series (Johnson & Johnson) or receiving only one dose of a 2-dose series (Moderna, Pfizer) count once. Persons receiving both doses of a 2-dose series count twice.	

Current status of persons vaccinated for COVID-19 in Florida	
Total people vaccinated	2,083
First dose	655
Series completed	1,428
Completed 1-dose series	102
Completed 2-dose series	1,326
First dose: current number of people who have only received their first dose of the Moderna or Pfizer vaccine.	
Series complete: current number of people who have received both Moderna or Pfizer vaccine doses or one Johnson & Johnson dose and are considered fully immunized.	

Demographic summary	First dose	Series complete	Total people vaccinated
Age group	655	1,428	2,083
12-14 years	0	0	0
15-24 years	22	39	61
25-34 years	93	58	151
35-44 years	141	112	253
45-54 years	164	150	314
55-64 years	142	349	491
65-74 years	69	428	497
75-84 years	20	233	253
85+ years	4	59	63
Race	655	1,428	2,083
White	208	1,028	1,236
Black	80	138	218
American Indian/Alaskan	2	11	13
Other	31	117	148
Unknown	334	134	468
Other race includes Asian, native Hawaiian/Pacific Islander, or other.			
Ethnicity	655	1,428	2,083
Hispanic	11	24	35
Non-Hispanic	109	787	896
Unknown	535	617	1,152
Gender	655	1,428	2,083
Female	113	765	878
Male	542	663	1,205
Unknown	0	0	0



COVID-19: Madison County vaccine summary

Vaccination data through May 20, 2021 as of May 21, 2021 at 12:05 AM

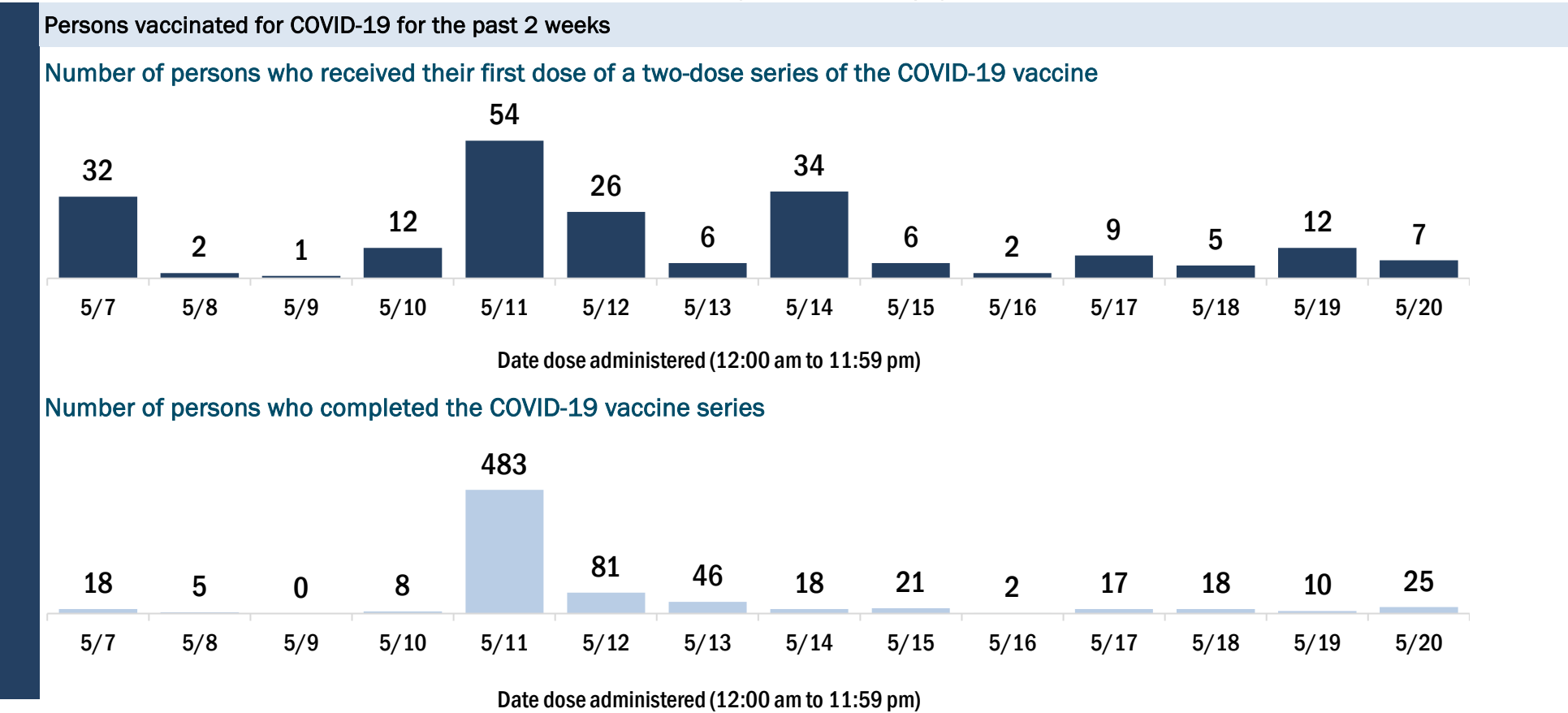
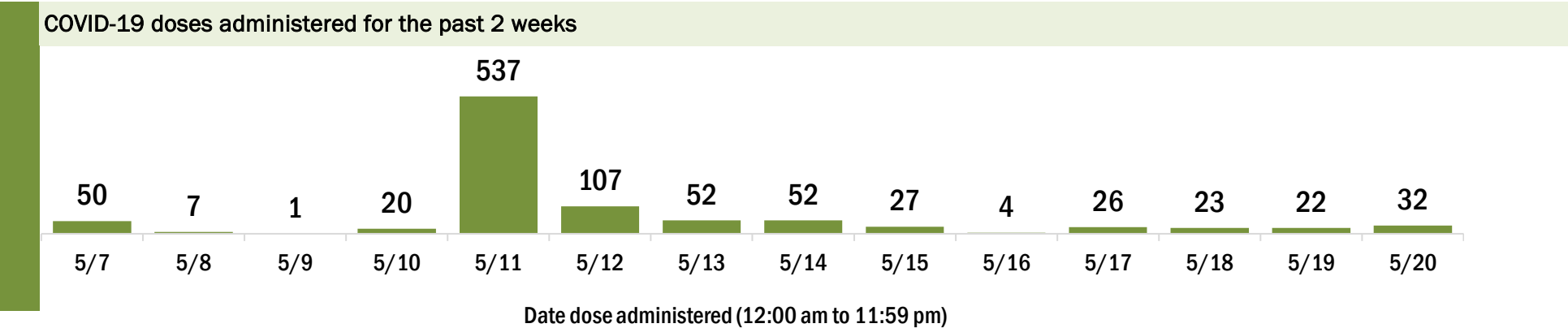
Data in this report are provisional and subject to change.

Data in this summary pertain to COVID-19 vaccines approved by the U.S. Food and Drug Administration and have been issued an Emergency Use Authorization (Janssen COVID-19 Vaccine, Moderna COVID-19 Vaccine and Pfizer-BioNTech COVID-19 Vaccine). These data summarize the number of people who have received either their first dose or have completed the series for a COVID-19 vaccine. **A person can only be counted in one category, first dose or series complete.** For persons receiving Moderna or Pfizer vaccines, once they receive their second dose, they are moved from the first dose column to the series completed column. **Because of this, the total first dose category may show a change from report to report not matching the total receiving their first dose from the previous day.** Persons receiving Johnson & Johnson vaccines will always be counted in the series completed column.

COVID-19 doses for vaccinated persons in Florida	
Doses administered	10,081
People receiving one dose of a 1-dose series (Johnson & Johnson) or receiving only one dose of a 2-dose series (Moderna, Pfizer) count once. Persons receiving both doses of a 2-dose series count twice.	

Current status of persons vaccinated for COVID-19 in Florida	
Total people vaccinated	5,770
First dose	992
Series completed	4,778
Completed 1-dose series	467
Completed 2-dose series	4,311
First dose: current number of people who have only received their first dose of the Moderna or Pfizer vaccine.	
Series complete: current number of people who have received both Moderna or Pfizer vaccine doses or one Johnson & Johnson dose and are considered fully immunized.	

Demographic summary	First dose	Series complete	Total people vaccinated
Age group	992	4,778	5,770
12-14 years	4	0	4
15-24 years	64	103	167
25-34 years	115	206	321
35-44 years	126	407	533
45-54 years	186	621	807
55-64 years	283	1,011	1,294
65-74 years	126	1,458	1,584
75-84 years	63	767	830
85+ years	25	205	230
Race	992	4,778	5,770
White	475	2,624	3,099
Black	349	1,523	1,872
American Indian/Alaskan	0	9	9
Other	79	381	460
Unknown	89	241	330
Other race includes Asian, native Hawaiian/Pacific Islander, or other.			
Ethnicity	992	4,778	5,770
Hispanic	63	219	282
Non-Hispanic	726	2,851	3,577
Unknown	203	1,708	1,911
Gender	992	4,778	5,770
Female	469	2,377	2,846
Male	523	2,401	2,924
Unknown	0	0	0



COVID-19: Manatee County vaccine summary

Vaccination data through May 20, 2021 as of May 21, 2021 at 12:05 AM

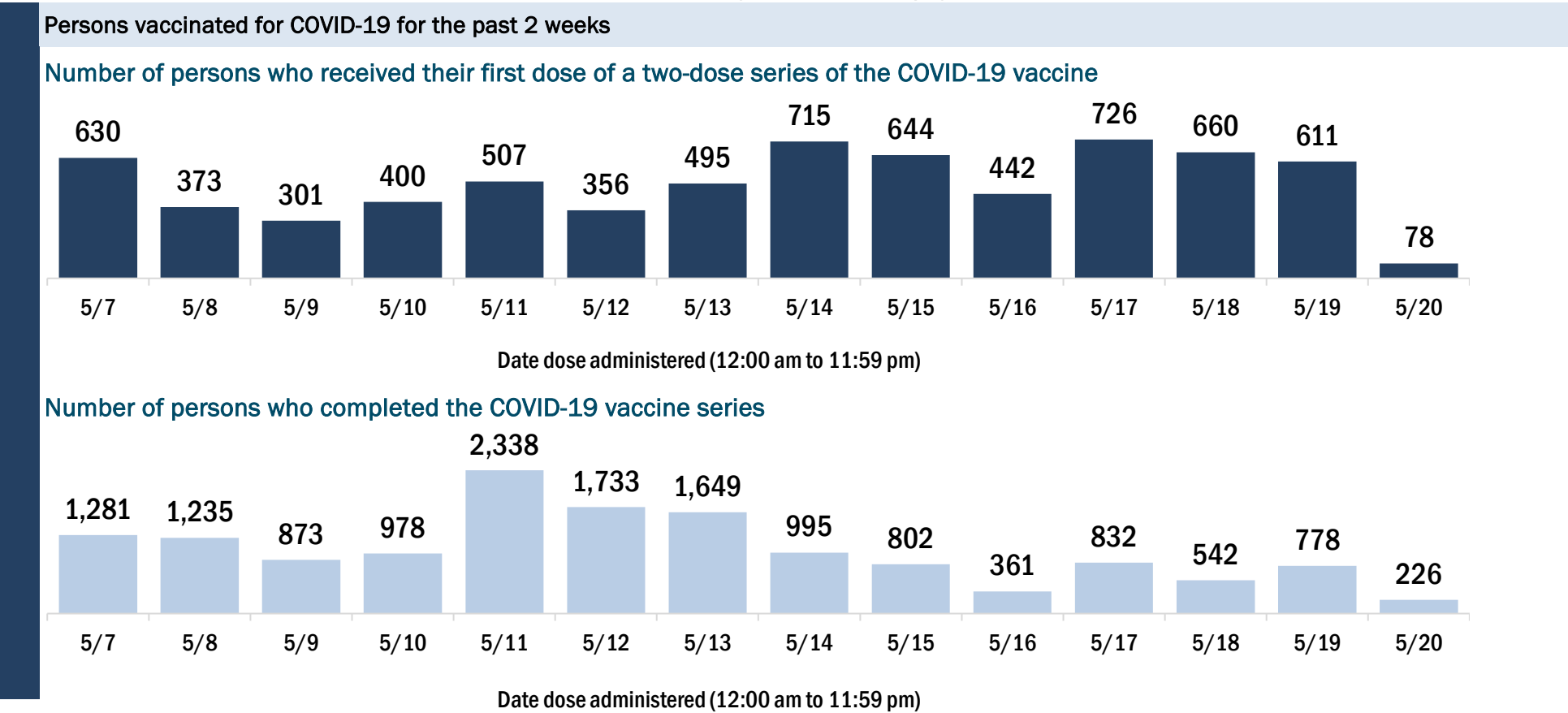
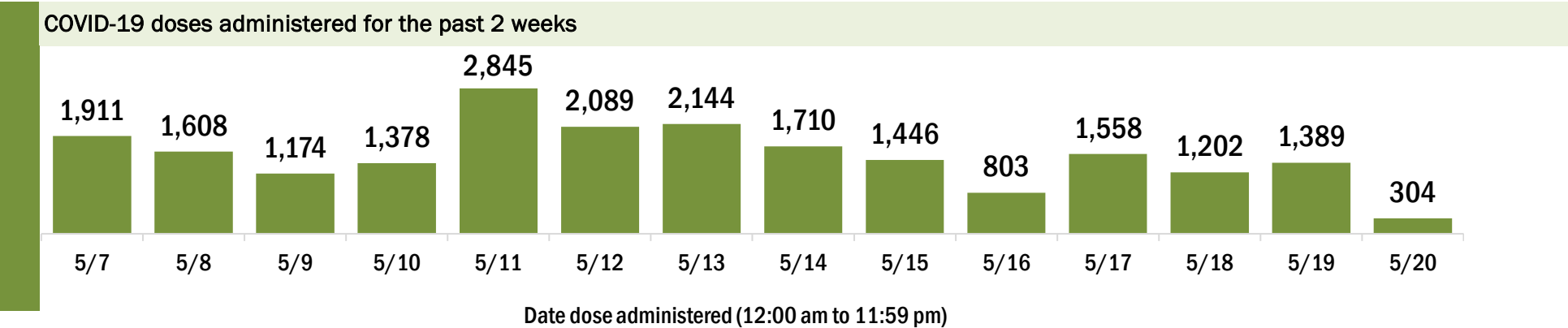
Data in this report are provisional and subject to change.

Data in this summary pertain to COVID-19 vaccines approved by the U.S. Food and Drug Administration and have been issued an Emergency Use Authorization (Janssen COVID-19 Vaccine, Moderna COVID-19 Vaccine and Pfizer-BioNTech COVID-19 Vaccine). These data summarize the number of people who have received either their first dose or have completed the series for a COVID-19 vaccine. **A person can only be counted in one category, first dose or series complete.** For persons receiving Moderna or Pfizer vaccines, once they receive their second dose, they are moved from the first dose column to the series completed column. **Because of this, the total first dose category may show a change from report to report not matching the total receiving their first dose from the previous day.** Persons receiving Johnson & Johnson vaccines will always be counted in the series completed column.

COVID-19 doses for vaccinated persons in Florida	
Doses administered	324,506
People receiving one dose of a 1-dose series (Johnson & Johnson) or receiving only one dose of a 2-dose series (Moderna, Pfizer) count once. Persons receiving both doses of a 2-dose series count twice.	

Current status of persons vaccinated for COVID-19 in Florida	
Total people vaccinated	183,488
First dose	34,294
Series completed	149,194
Completed 1-dose series	8,176
Completed 2-dose series	141,018
First dose: current number of people who have only received their first dose of the Moderna or Pfizer vaccine.	
Series complete: current number of people who have received both Moderna or Pfizer vaccine doses or one Johnson & Johnson dose and are considered fully immunized.	

Demographic summary	First dose	Series complete	Total people vaccinated
Age group	34,294	149,194	183,488
12-14 years	598	0	598
15-24 years	3,150	5,304	8,454
25-34 years	3,096	7,919	11,015
35-44 years	3,704	11,021	14,725
45-54 years	4,706	16,798	21,504
55-64 years	6,149	30,093	36,242
65-74 years	6,893	45,025	51,918
75-84 years	4,332	25,366	29,698
85+ years	1,666	7,668	9,334
Race	34,294	149,194	183,488
White	23,509	113,364	136,873
Black	1,486	4,946	6,432
American Indian/Alaskan	156	608	764
Other	3,152	12,028	15,180
Unknown	5,991	18,248	24,239
Other race includes Asian, native Hawaiian/Pacific Islander, or other.			
Ethnicity	34,294	149,194	183,488
Hispanic	3,868	9,811	13,679
Non-Hispanic	17,727	90,339	108,066
Unknown	12,699	49,044	61,743
Gender	34,294	149,194	183,488
Female	18,313	82,267	100,580
Male	15,872	66,848	82,720
Unknown	109	79	188



COVID-19: Marion County vaccine summary

Vaccination data through May 20, 2021 as of May 21, 2021 at 12:05 AM

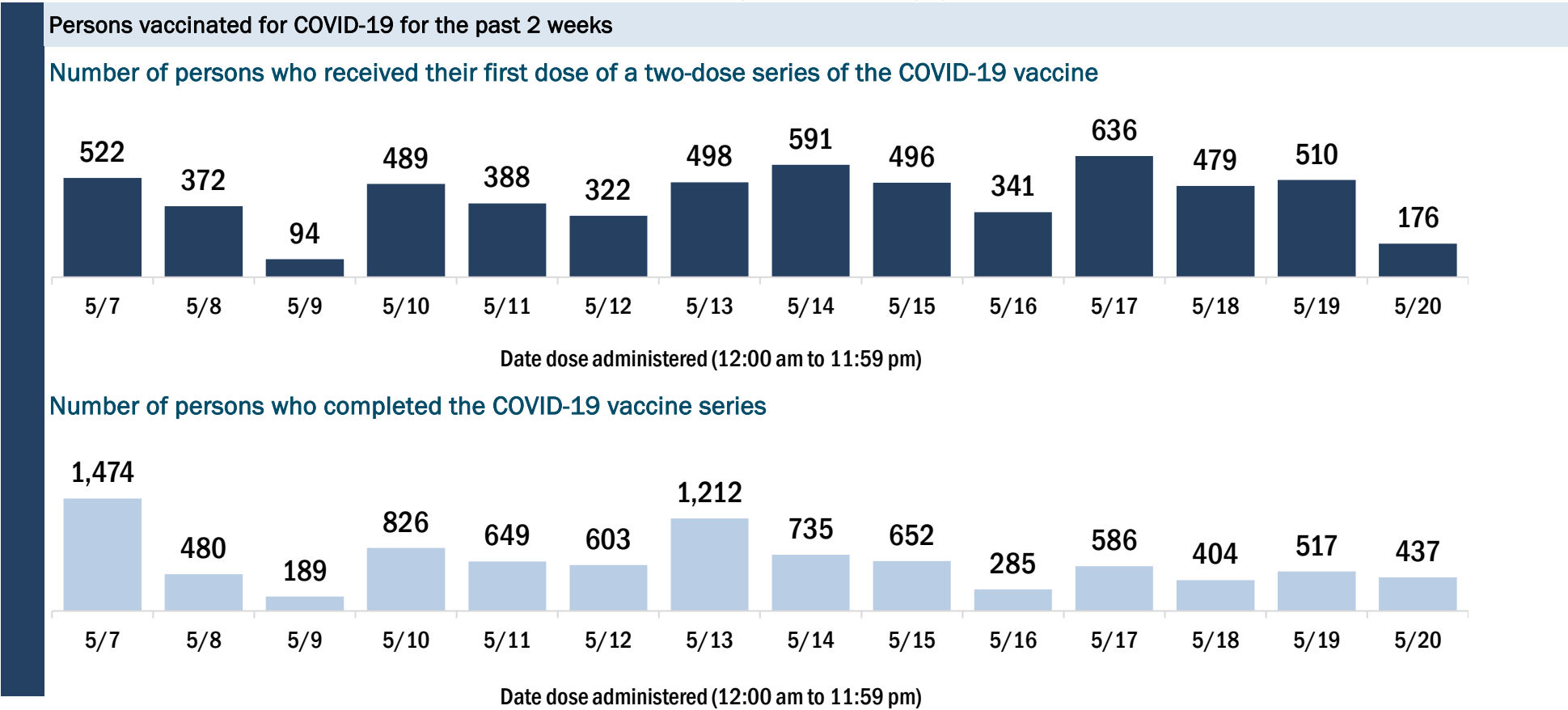
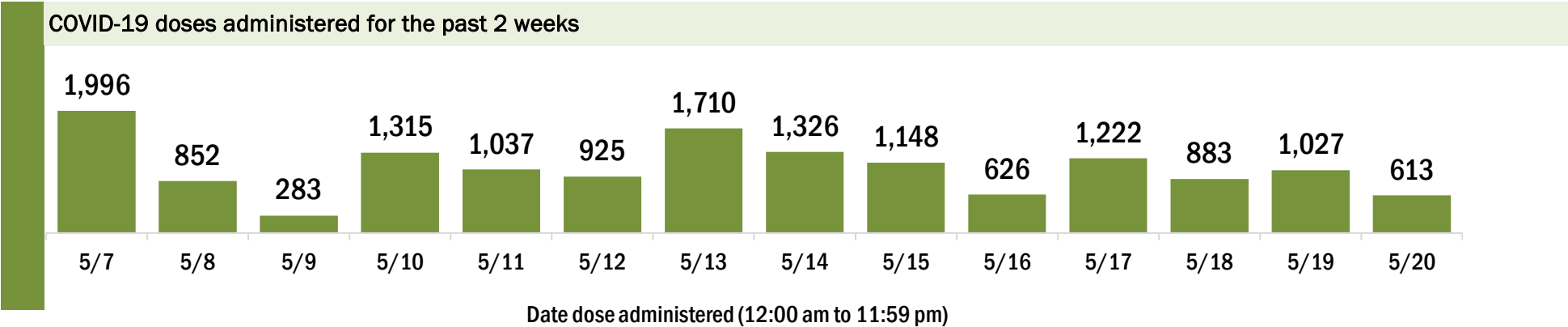
Data in this report are provisional and subject to change.

Data in this summary pertain to COVID-19 vaccines approved by the U.S. Food and Drug Administration and have been issued an Emergency Use Authorization (Janssen COVID-19 Vaccine, Moderna COVID-19 Vaccine and Pfizer-BioNTech COVID-19 Vaccine). These data summarize the number of people who have received either their first dose or have completed the series for a COVID-19 vaccine. **A person can only be counted in one category, first dose or series complete.** For persons receiving Moderna or Pfizer vaccines, once they receive their second dose, they are moved from the first dose column to the series completed column. **Because of this, the total first dose category may show a change from report to report not matching the total receiving their first dose from the previous day.** Persons receiving Johnson & Johnson vaccines will always be counted in the series completed column.

COVID-19 doses for vaccinated persons in Florida	
Doses administered	270,509
People receiving one dose of a 1-dose series (Johnson & Johnson) or receiving only one dose of a 2-dose series (Moderna, Pfizer) count once. Persons receiving both doses of a 2-dose series count twice.	

Current status of persons vaccinated for COVID-19 in Florida	
Total people vaccinated	150,616
First dose	24,060
Series completed	126,556
Completed 1-dose series	6,663
Completed 2-dose series	119,893
First dose: current number of people who have only received their first dose of the Moderna or Pfizer vaccine.	
Series complete: current number of people who have received both Moderna or Pfizer vaccine doses or one Johnson & Johnson dose and are considered fully immunized.	

Demographic summary	First dose	Series complete	Total people vaccinated
Age group	24,060	126,556	150,616
12-14 years	384	0	384
15-24 years	2,251	3,963	6,214
25-34 years	2,270	5,861	8,131
35-44 years	2,662	8,115	10,777
45-54 years	3,438	12,172	15,610
55-64 years	4,925	23,039	27,964
65-74 years	4,171	39,183	43,354
75-84 years	2,819	26,710	29,529
85+ years	1,140	7,513	8,653
Race	24,060	126,556	150,616
White	14,555	88,223	102,778
Black	2,059	8,693	10,752
American Indian/Alaskan	103	491	594
Other	2,995	11,590	14,585
Unknown	4,348	17,559	21,907
Other race includes Asian, native Hawaiian/Pacific Islander, or other.			
Ethnicity	24,060	126,556	150,616
Hispanic	3,253	10,367	13,620
Non-Hispanic	11,734	77,591	89,325
Unknown	9,073	38,598	47,671
Gender	24,060	126,556	150,616
Female	13,307	71,811	85,118
Male	10,704	54,698	65,402
Unknown	49	47	96



COVID-19: Martin County vaccine summary

Vaccination data through May 20, 2021 as of May 21, 2021 at 12:05 AM

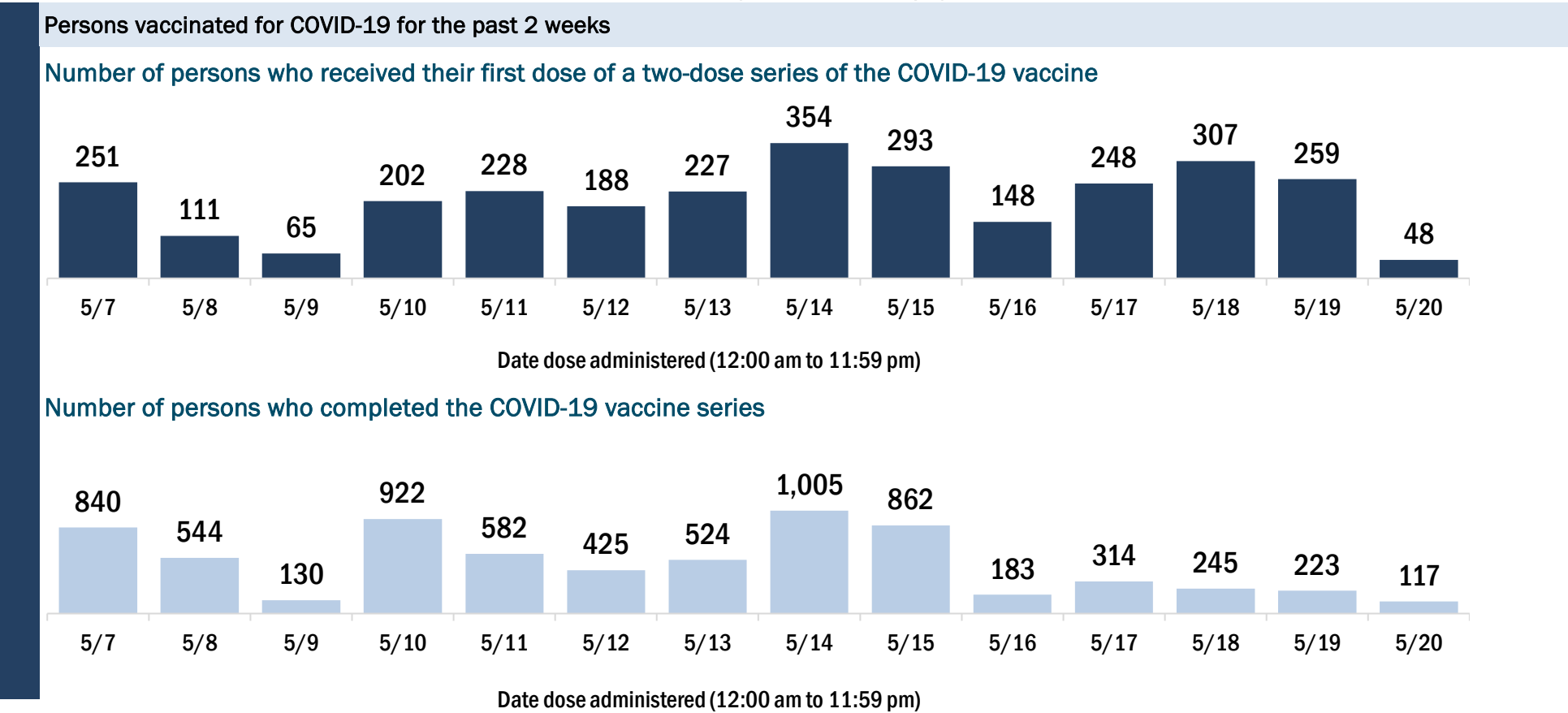
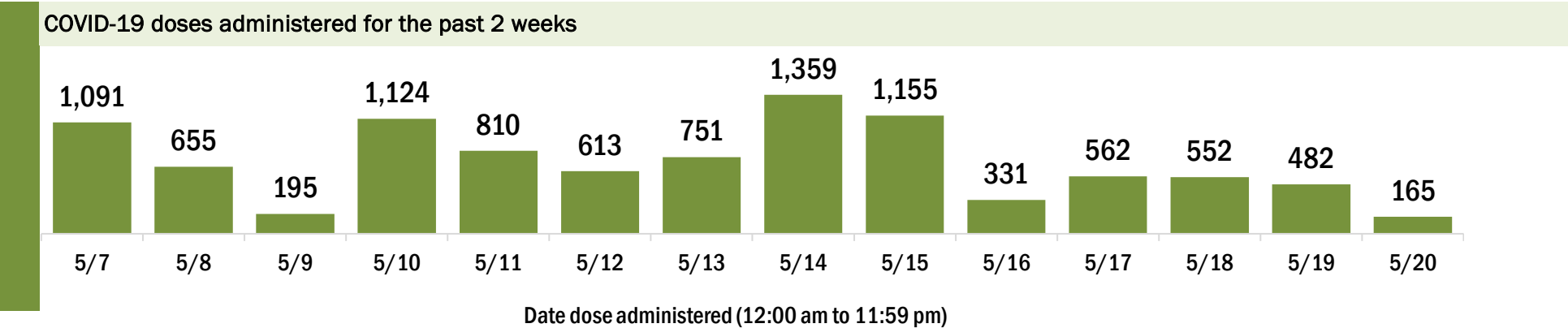
Data in this report are provisional and subject to change.

Data in this summary pertain to COVID-19 vaccines approved by the U.S. Food and Drug Administration and have been issued an Emergency Use Authorization (Janssen COVID-19 Vaccine, Moderna COVID-19 Vaccine and Pfizer-BioNTech COVID-19 Vaccine). These data summarize the number of people who have received either their first dose or have completed the series for a COVID-19 vaccine. **A person can only be counted in one category, first dose or series complete.** For persons receiving Moderna or Pfizer vaccines, once they receive their second dose, they are moved from the first dose column to the series completed column. **Because of this, the total first dose category may show a change from report to report not matching the total receiving their first dose from the previous day.** Persons receiving Johnson & Johnson vaccines will always be counted in the series completed column.

COVID-19 doses for vaccinated persons in Florida	
Doses administered	140,511
People receiving one dose of a 1-dose series (Johnson & Johnson) or receiving only one dose of a 2-dose series (Moderna, Pfizer) count once. Persons receiving both doses of a 2-dose series count twice.	

Current status of persons vaccinated for COVID-19 in Florida	
Total people vaccinated	79,610
First dose	14,677
Series completed	64,933
Completed 1-dose series	4,032
Completed 2-dose series	60,901
First dose: current number of people who have only received their first dose of the Moderna or Pfizer vaccine.	
Series complete: current number of people who have received both Moderna or Pfizer vaccine doses or one Johnson & Johnson dose and are considered fully immunized.	

Demographic summary	First dose	Series complete	Total people vaccinated
Age group	14,677	64,933	79,610
12-14 years	244	0	244
15-24 years	1,280	1,973	3,253
25-34 years	1,196	2,556	3,752
35-44 years	1,457	4,135	5,592
45-54 years	2,105	6,413	8,518
55-64 years	3,502	13,194	16,696
65-74 years	2,427	19,079	21,506
75-84 years	1,691	12,867	14,558
85+ years	775	4,716	5,491
Race	14,677	64,933	79,610
White	10,215	44,475	54,690
Black	534	1,626	2,160
American Indian/Alaskan	56	138	194
Other	1,251	4,660	5,911
Unknown	2,621	14,034	16,655
Other race includes Asian, native Hawaiian/Pacific Islander, or other.			
Ethnicity	14,677	64,933	79,610
Hispanic	1,321	3,023	4,344
Non-Hispanic	7,344	29,467	36,811
Unknown	6,012	32,443	38,455
Gender	14,677	64,933	79,610
Female	7,658	35,791	43,449
Male	7,001	29,123	36,124
Unknown	18	19	37



COVID-19: Monroe County vaccine summary

Vaccination data through May 20, 2021 as of May 21, 2021 at 12:05 AM

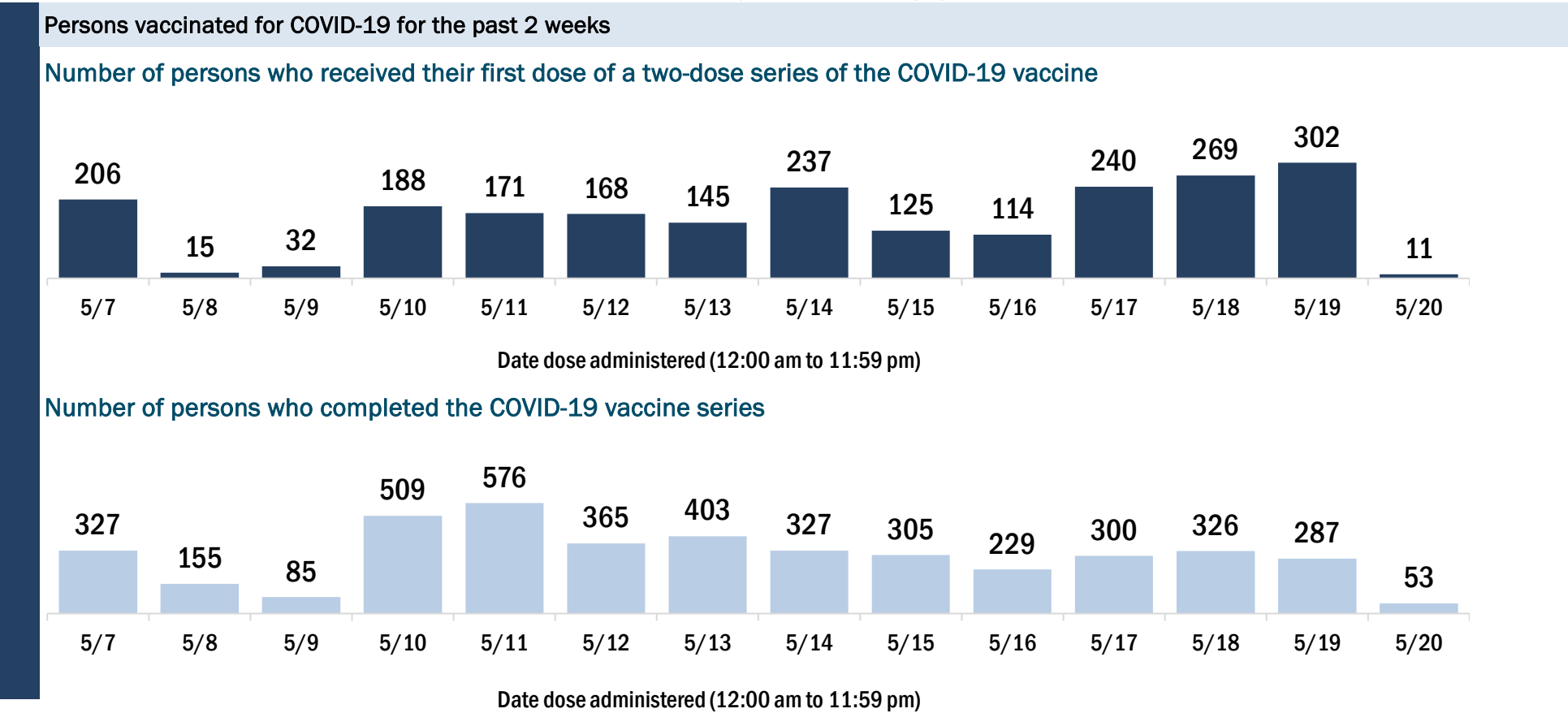
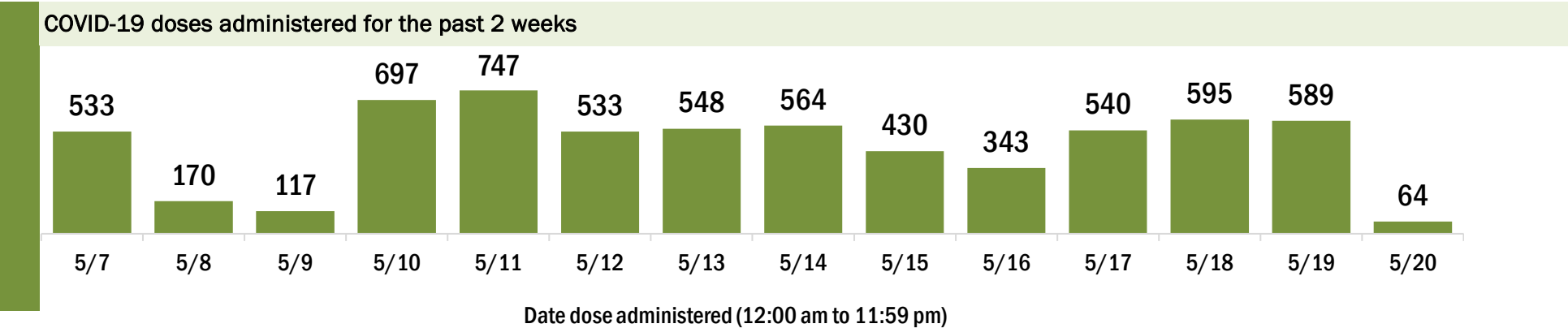
Data in this report are provisional and subject to change.

Data in this summary pertain to COVID-19 vaccines approved by the U.S. Food and Drug Administration and have been issued an Emergency Use Authorization (Janssen COVID-19 Vaccine, Moderna COVID-19 Vaccine and Pfizer-BioNTech COVID-19 Vaccine). These data summarize the number of people who have received either their first dose or have completed the series for a COVID-19 vaccine. **A person can only be counted in one category, first dose or series complete.** For persons receiving Moderna or Pfizer vaccines, once they receive their second dose, they are moved from the first dose column to the series completed column. **Because of this, the total first dose category may show a change from report to report not matching the total receiving their first dose from the previous day.** Persons receiving Johnson & Johnson vaccines will always be counted in the series completed column.

COVID-19 doses for vaccinated persons in Florida	
Doses administered	69,400
People receiving one dose of a 1-dose series (Johnson & Johnson) or receiving only one dose of a 2-dose series (Moderna, Pfizer) count once. Persons receiving both doses of a 2-dose series count twice.	

Current status of persons vaccinated for COVID-19 in Florida	
Total people vaccinated	41,183
First dose	9,953
Series completed	31,230
Completed 1-dose series	3,013
Completed 2-dose series	28,217
First dose: current number of people who have only received their first dose of the Moderna or Pfizer vaccine.	
Series complete: current number of people who have received both Moderna or Pfizer vaccine doses or one Johnson & Johnson dose and are considered fully immunized.	

Demographic summary	First dose	Series complete	Total people vaccinated
Age group	9,953	31,230	41,183
12-14 years	120	0	120
15-24 years	783	964	1,747
25-34 years	1,194	1,771	2,965
35-44 years	1,473	2,690	4,163
45-54 years	1,831	4,134	5,965
55-64 years	2,287	7,376	9,663
65-74 years	1,539	9,290	10,829
75-84 years	582	4,010	4,592
85+ years	144	995	1,139
Race	9,953	31,230	41,183
White	6,446	22,487	28,933
Black	316	688	1,004
American Indian/Alaskan	38	114	152
Other	757	1,882	2,639
Unknown	2,396	6,059	8,455
Other race includes Asian, native Hawaiian/Pacific Islander, or other.			
Ethnicity	9,953	31,230	41,183
Hispanic	1,639	3,409	5,048
Non-Hispanic	4,466	17,225	21,691
Unknown	3,848	10,596	14,444
Gender	9,953	31,230	41,183
Female	4,882	16,055	20,937
Male	5,062	15,172	20,234
Unknown	9	3	12



COVID-19: Nassau County vaccine summary

Vaccination data through May 20, 2021 as of May 21, 2021 at 12:05 AM

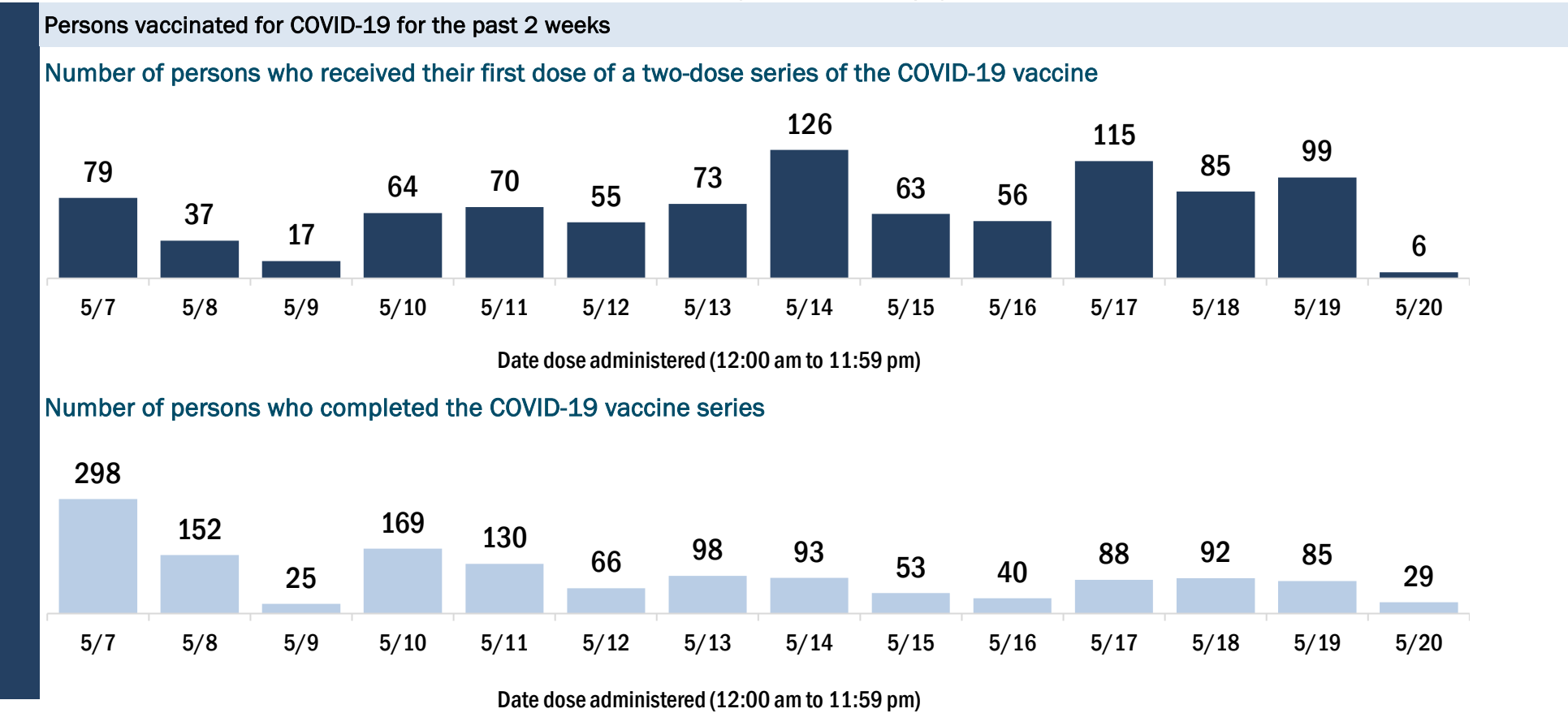
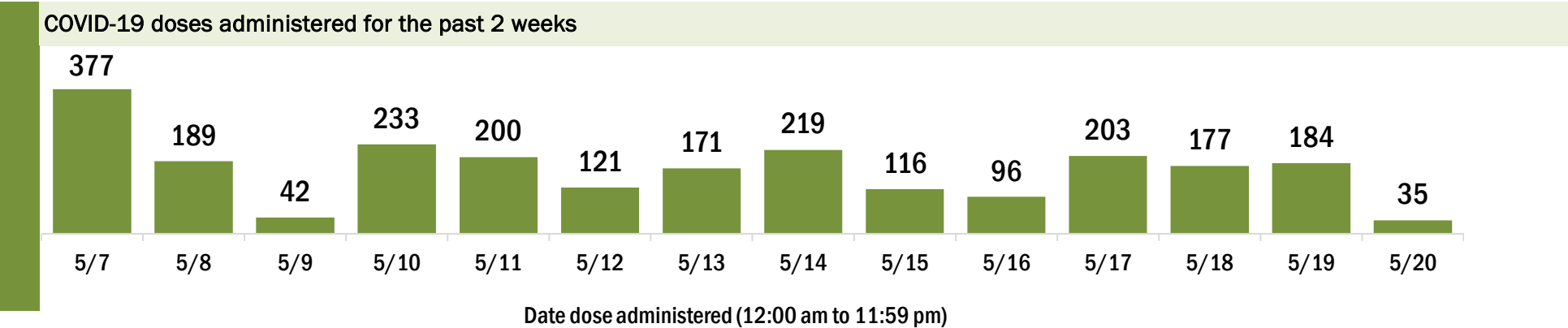
Data in this report are provisional and subject to change.

Data in this summary pertain to COVID-19 vaccines approved by the U.S. Food and Drug Administration and have been issued an Emergency Use Authorization (Janssen COVID-19 Vaccine, Moderna COVID-19 Vaccine and Pfizer-BioNTech COVID-19 Vaccine). These data summarize the number of people who have received either their first dose or have completed the series for a COVID-19 vaccine. **A person can only be counted in one category, first dose or series complete.** For persons receiving Moderna or Pfizer vaccines, once they receive their second dose, they are moved from the first dose column to the series completed column. **Because of this, the total first dose category may show a change from report to report not matching the total receiving their first dose from the previous day.** Persons receiving Johnson & Johnson vaccines will always be counted in the series completed column.

COVID-19 doses for vaccinated persons in Florida	
Doses administered	64,818
People receiving one dose of a 1-dose series (Johnson & Johnson) or receiving only one dose of a 2-dose series (Moderna, Pfizer) count once. Persons receiving both doses of a 2-dose series count twice.	

Current status of persons vaccinated for COVID-19 in Florida	
Total people vaccinated	35,655
First dose	3,995
Series completed	31,660
Completed 1-dose series	2,497
Completed 2-dose series	29,163
First dose: current number of people who have only received their first dose of the Moderna or Pfizer vaccine.	
Series complete: current number of people who have received both Moderna or Pfizer vaccine doses or one Johnson & Johnson dose and are considered fully immunized.	

Demographic summary	First dose	Series complete	Total people vaccinated
Age group	3,995	31,660	35,655
12-14 years	108	0	108
15-24 years	480	1,096	1,576
25-34 years	415	1,473	1,888
35-44 years	460	2,431	2,891
45-54 years	569	3,601	4,170
55-64 years	717	7,196	7,913
65-74 years	719	9,783	10,502
75-84 years	399	4,726	5,125
85+ years	128	1,354	1,482
Race	3,995	31,660	35,655
White	2,840	25,671	28,511
Black	199	1,495	1,694
American Indian/Alaskan	17	128	145
Other	244	1,604	1,848
Unknown	695	2,762	3,457
Other race includes Asian, native Hawaiian/Pacific Islander, or other.			
Ethnicity	3,995	31,660	35,655
Hispanic	182	907	1,089
Non-Hispanic	2,518	24,858	27,376
Unknown	1,295	5,895	7,190
Gender	3,995	31,660	35,655
Female	2,145	17,576	19,721
Male	1,843	14,082	15,925
Unknown	7	2	9



COVID-19: Okaloosa County vaccine summary

Vaccination data through May 20, 2021 as of May 21, 2021 at 12:05 AM

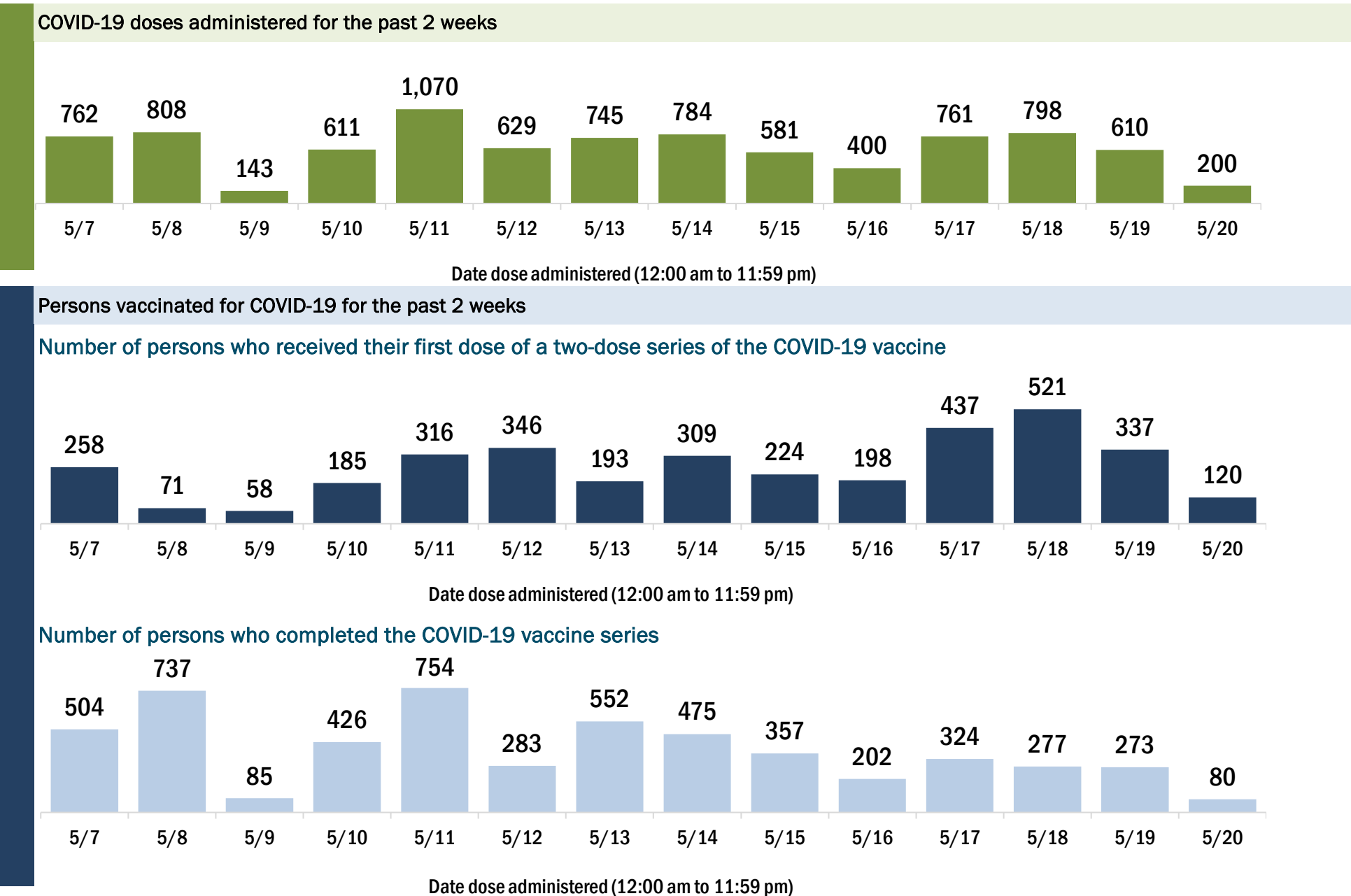
Data in this report are provisional and subject to change.

Data in this summary pertain to COVID-19 vaccines approved by the U.S. Food and Drug Administration and have been issued an Emergency Use Authorization (Janssen COVID-19 Vaccine, Moderna COVID-19 Vaccine and Pfizer-BioNTech COVID-19 Vaccine). These data summarize the number of people who have received either their first dose or have completed the series for a COVID-19 vaccine. **A person can only be counted in one category, first dose or series complete.** For persons receiving Moderna or Pfizer vaccines, once they receive their second dose, they are moved from the first dose column to the series completed column. **Because of this, the total first dose category may show a change from report to report not matching the total receiving their first dose from the previous day.** Persons receiving Johnson & Johnson vaccines will always be counted in the series completed column.

COVID-19 doses for vaccinated persons in Florida	
Doses administered	116,036
People receiving one dose of a 1-dose series (Johnson & Johnson) or receiving only one dose of a 2-dose series (Moderna, Pfizer) count once. Persons receiving both doses of a 2-dose series count twice.	

Current status of persons vaccinated for COVID-19 in Florida	
Total people vaccinated	66,350
First dose	11,593
Series completed	54,757
Completed 1-dose series	5,071
Completed 2-dose series	49,686
First dose: current number of people who have only received their first dose of the Moderna or Pfizer vaccine.	
Series complete: current number of people who have received both Moderna or Pfizer vaccine doses or one Johnson & Johnson dose and are considered fully immunized.	

Demographic summary	First dose	Series complete	Total people vaccinated
Age group	11,593	54,757	66,350
12-14 years	290	0	290
15-24 years	1,441	2,337	3,778
25-34 years	1,718	3,968	5,686
35-44 years	1,680	5,274	6,954
45-54 years	1,615	6,595	8,210
55-64 years	2,088	12,383	14,471
65-74 years	1,526	13,951	15,477
75-84 years	891	7,504	8,395
85+ years	344	2,745	3,089
Race	11,593	54,757	66,350
White	6,495	37,522	44,017
Black	773	3,085	3,858
American Indian/Alaskan	77	241	318
Other	1,281	5,212	6,493
Unknown	2,967	8,697	11,664
Other race includes Asian, native Hawaiian/Pacific Islander, or other.			
Ethnicity	11,593	54,757	66,350
Hispanic	901	2,443	3,344
Non-Hispanic	5,602	34,164	39,766
Unknown	5,090	18,150	23,240
Gender	11,593	54,757	66,350
Female	6,235	30,705	36,940
Male	5,251	24,022	29,273
Unknown	107	30	137



COVID-19: Okeechobee County vaccine summary

Vaccination data through May 20, 2021 as of May 21, 2021 at 12:05 AM

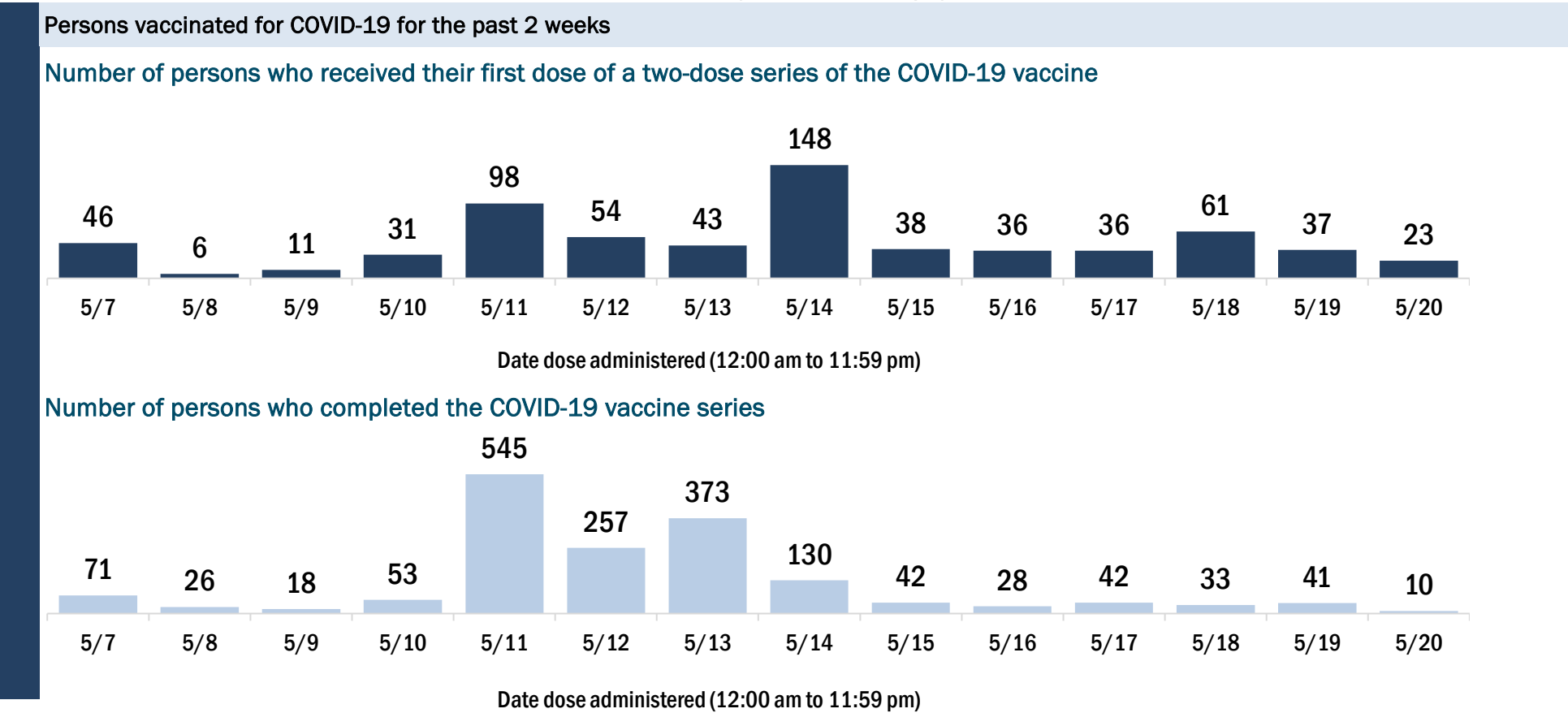
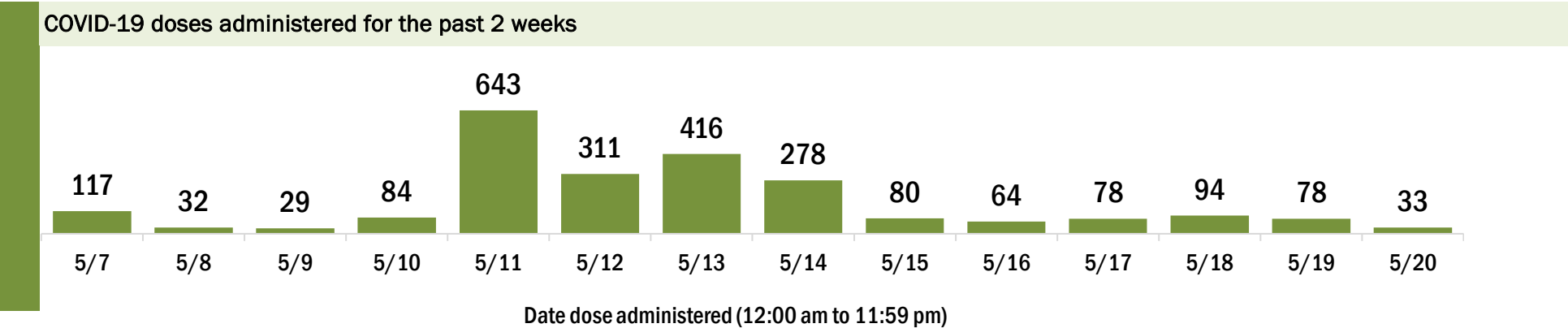
Data in this report are provisional and subject to change.

Data in this summary pertain to COVID-19 vaccines approved by the U.S. Food and Drug Administration and have been issued an Emergency Use Authorization (Janssen COVID-19 Vaccine, Moderna COVID-19 Vaccine and Pfizer-BioNTech COVID-19 Vaccine). These data summarize the number of people who have received either their first dose or have completed the series for a COVID-19 vaccine. **A person can only be counted in one category, first dose or series complete.** For persons receiving Moderna or Pfizer vaccines, once they receive their second dose, they are moved from the first dose column to the series completed column. **Because of this, the total first dose category may show a change from report to report not matching the total receiving their first dose from the previous day.** Persons receiving Johnson & Johnson vaccines will always be counted in the series completed column.

COVID-19 doses for vaccinated persons in Florida	
Doses administered	21,487
People receiving one dose of a 1-dose series (Johnson & Johnson) or receiving only one dose of a 2-dose series (Moderna, Pfizer) count once. Persons receiving both doses of a 2-dose series count twice.	

Current status of persons vaccinated for COVID-19 in Florida	
Total people vaccinated	12,279
First dose	2,231
Series completed	10,048
Completed 1-dose series	840
Completed 2-dose series	9,208
First dose: current number of people who have only received their first dose of the Moderna or Pfizer vaccine.	
Series complete: current number of people who have received both Moderna or Pfizer vaccine doses or one Johnson & Johnson dose and are considered fully immunized.	

Demographic summary	First dose	Series complete	Total people vaccinated
Age group	2,231	10,048	12,279
12-14 years	28	0	28
15-24 years	212	289	501
25-34 years	259	549	808
35-44 years	290	780	1,070
45-54 years	368	1,159	1,527
55-64 years	506	1,919	2,425
65-74 years	329	2,938	3,267
75-84 years	197	1,887	2,084
85+ years	42	527	569
Race	2,231	10,048	12,279
White	1,430	7,429	8,859
Black	96	310	406
American Indian/Alaskan	5	45	50
Other	269	895	1,164
Unknown	431	1,369	1,800
Other race includes Asian, native Hawaiian/Pacific Islander, or other.			
Ethnicity	2,231	10,048	12,279
Hispanic	541	1,299	1,840
Non-Hispanic	940	6,291	7,231
Unknown	750	2,458	3,208
Gender	2,231	10,048	12,279
Female	996	5,121	6,117
Male	1,229	4,927	6,156
Unknown	6	0	6



COVID-19: Orange County vaccine summary

Vaccination data through May 20, 2021 as of May 21, 2021 at 12:05 AM

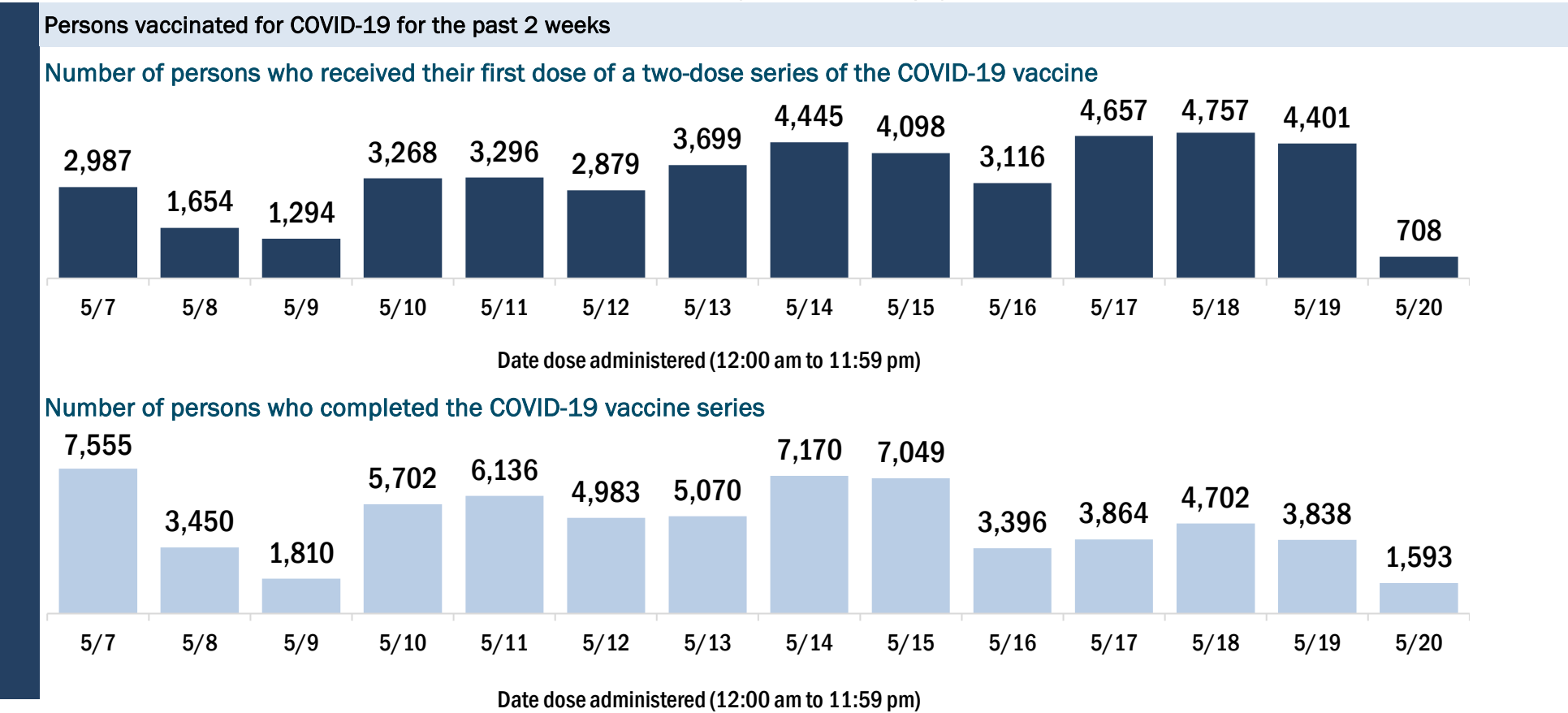
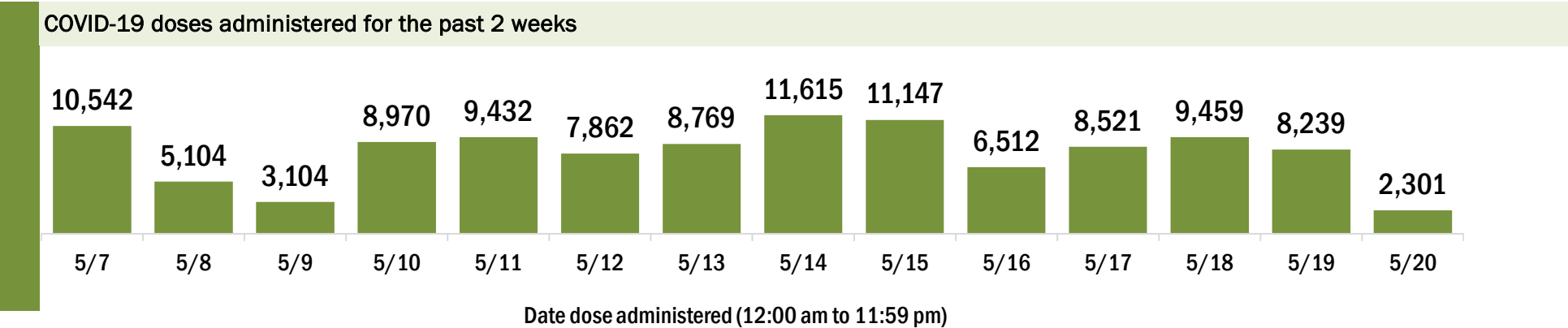
Data in this report are provisional and subject to change.

Data in this summary pertain to COVID-19 vaccines approved by the U.S. Food and Drug Administration and have been issued an Emergency Use Authorization (Janssen COVID-19 Vaccine, Moderna COVID-19 Vaccine and Pfizer-BioNTech COVID-19 Vaccine). These data summarize the number of people who have received either their first dose or have completed the series for a COVID-19 vaccine. **A person can only be counted in one category, first dose or series complete.** For persons receiving Moderna or Pfizer vaccines, once they receive their second dose, they are moved from the first dose column to the series completed column. **Because of this, the total first dose category may show a change from report to report not matching the total receiving their first dose from the previous day.** Persons receiving Johnson & Johnson vaccines will always be counted in the series completed column.

COVID-19 doses for vaccinated persons in Florida	
Doses administered	1,027,075
People receiving one dose of a 1-dose series (Johnson & Johnson) or receiving only one dose of a 2-dose series (Moderna, Pfizer) count once. Persons receiving both doses of a 2-dose series count twice.	

Current status of persons vaccinated for COVID-19 in Florida	
Total people vaccinated	608,697
First dose	123,554
Series completed	485,143
Completed 1-dose series	66,765
Completed 2-dose series	418,378
First dose: current number of people who have only received their first dose of the Moderna or Pfizer vaccine.	
Series complete: current number of people who have received both Moderna or Pfizer vaccine doses or one Johnson & Johnson dose and are considered fully immunized.	

Demographic summary	First dose	Series complete	Total people vaccinated
Age group	123,554	485,143	608,697
12-14 years	4,990	0	4,990
15-24 years	21,446	44,284	65,730
25-34 years	22,502	64,602	87,104
35-44 years	22,080	78,507	100,587
45-54 years	19,697	85,901	105,598
55-64 years	16,028	90,513	106,541
65-74 years	9,040	75,345	84,385
75-84 years	4,602	34,025	38,627
85+ years	3,169	11,966	15,135
Race	123,554	485,143	608,697
White	60,420	288,308	348,728
Black	12,699	38,780	51,479
American Indian/Alaskan	593	1,532	2,125
Other	23,745	83,476	107,221
Unknown	26,097	73,047	99,144
Other race includes Asian, native Hawaiian/Pacific Islander, or other.			
Ethnicity	123,554	485,143	608,697
Hispanic	29,365	68,294	97,659
Non-Hispanic	41,307	238,984	280,291
Unknown	52,882	177,865	230,747
Gender	123,554	485,143	608,697
Female	63,685	263,009	326,694
Male	58,168	221,056	279,224
Unknown	1,701	1,078	2,779



COVID-19: Osceola County vaccine summary

Vaccination data through May 20, 2021 as of May 21, 2021 at 12:05 AM

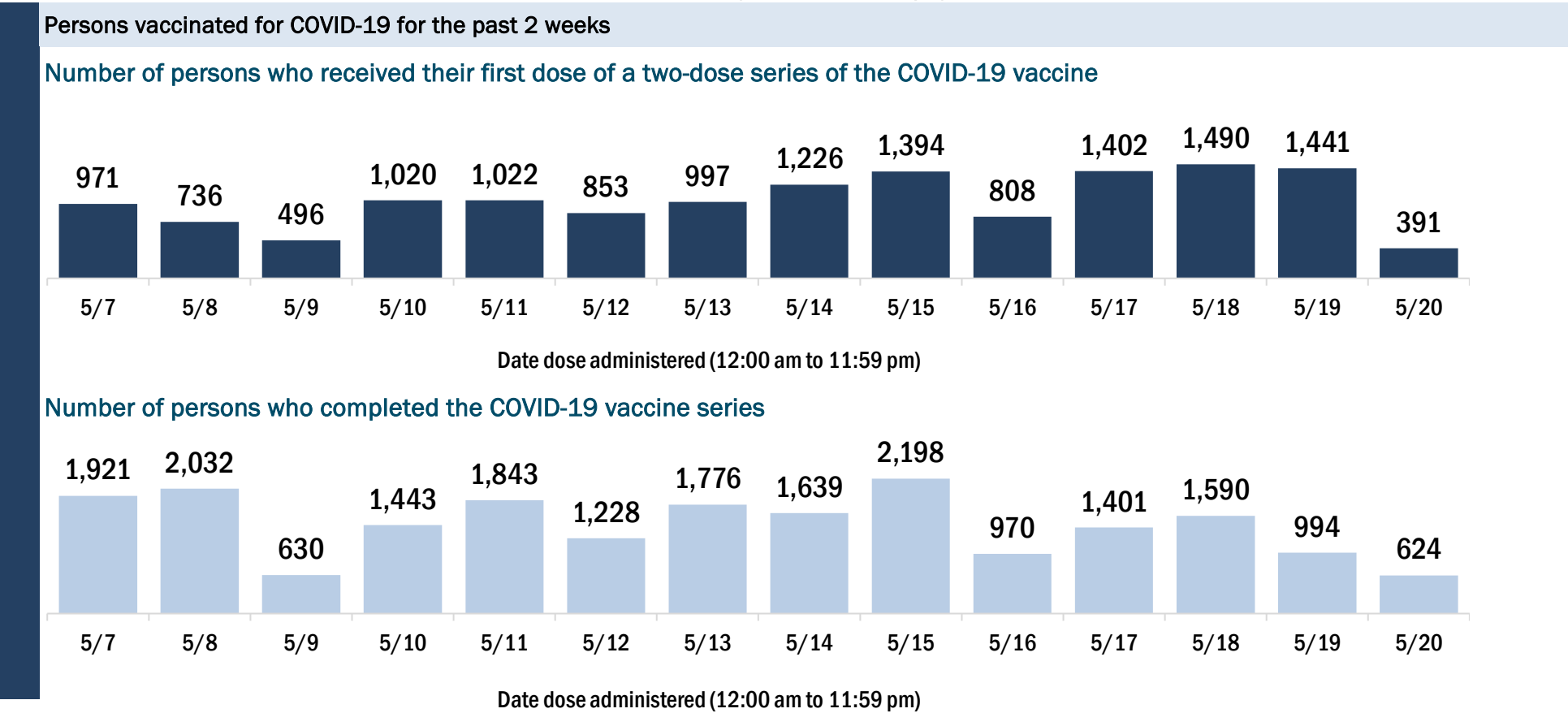
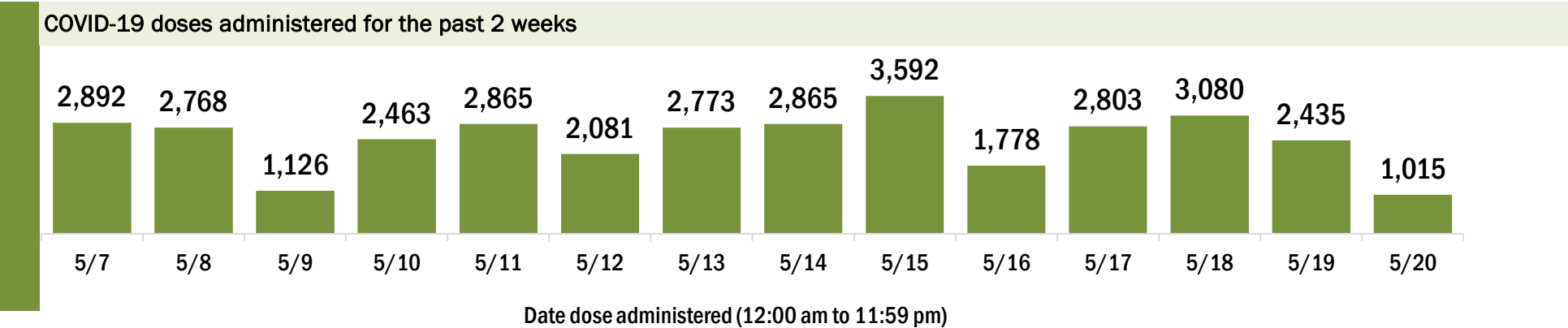
Data in this report are provisional and subject to change.

Data in this summary pertain to COVID-19 vaccines approved by the U.S. Food and Drug Administration and have been issued an Emergency Use Authorization (Janssen COVID-19 Vaccine, Moderna COVID-19 Vaccine and Pfizer-BioNTech COVID-19 Vaccine). These data summarize the number of people who have received either their first dose or have completed the series for a COVID-19 vaccine. **A person can only be counted in one category, first dose or series complete.** For persons receiving Moderna or Pfizer vaccines, once they receive their second dose, they are moved from the first dose column to the series completed column. **Because of this, the total first dose category may show a change from report to report not matching the total receiving their first dose from the previous day.** Persons receiving Johnson & Johnson vaccines will always be counted in the series completed column.

COVID-19 doses for vaccinated persons in Florida	
Doses administered	276,125
People receiving one dose of a 1-dose series (Johnson & Johnson) or receiving only one dose of a 2-dose series (Moderna, Pfizer) count once. Persons receiving both doses of a 2-dose series count twice.	

Current status of persons vaccinated for COVID-19 in Florida	
Total people vaccinated	163,750
First dose	36,449
Series completed	127,301
Completed 1-dose series	14,926
Completed 2-dose series	112,375
First dose: current number of people who have only received their first dose of the Moderna or Pfizer vaccine.	
Series complete: current number of people who have received both Moderna or Pfizer vaccine doses or one Johnson & Johnson dose and are considered fully immunized.	

Demographic summary	First dose	Series complete	Total people vaccinated
Age group	36,449	127,301	163,750
12-14 years	1,079	0	1,079
15-24 years	6,232	9,788	16,020
25-34 years	5,930	13,751	19,681
35-44 years	6,682	18,232	24,914
45-54 years	6,513	22,514	29,027
55-64 years	5,167	25,098	30,265
65-74 years	2,915	23,743	26,658
75-84 years	1,473	11,005	12,478
85+ years	458	3,170	3,628
Race	36,449	127,301	163,750
White	18,307	75,883	94,190
Black	2,107	6,814	8,921
American Indian/Alaskan	184	572	756
Other	7,869	22,822	30,691
Unknown	7,982	21,210	29,192
Other race includes Asian, native Hawaiian/Pacific Islander, or other.			
Ethnicity	36,449	127,301	163,750
Hispanic	14,605	40,140	54,745
Non-Hispanic	7,727	44,677	52,404
Unknown	14,117	42,484	56,601
Gender	36,449	127,301	163,750
Female	19,531	70,453	89,984
Male	16,855	56,756	73,611
Unknown	63	92	155



COVID-19: Palm Beach County vaccine summary

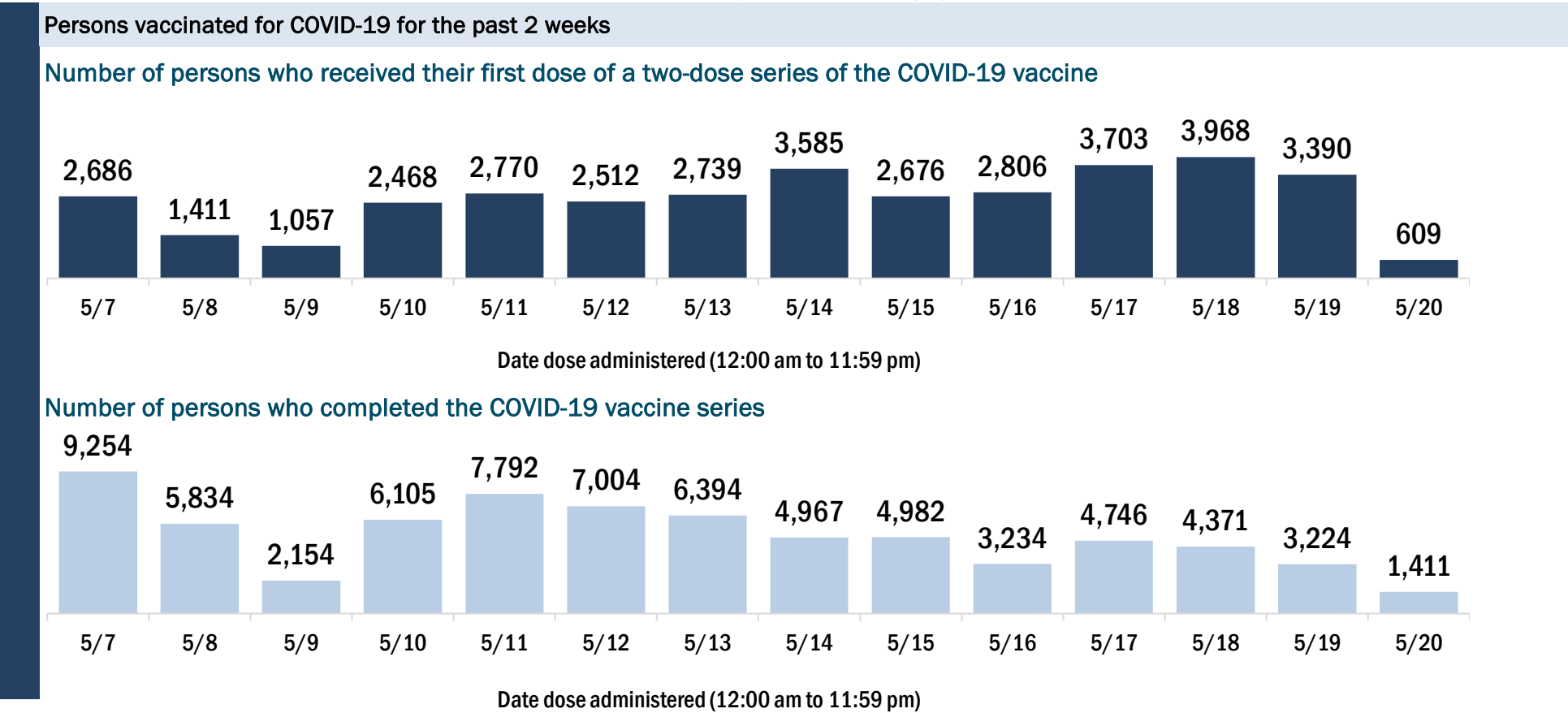
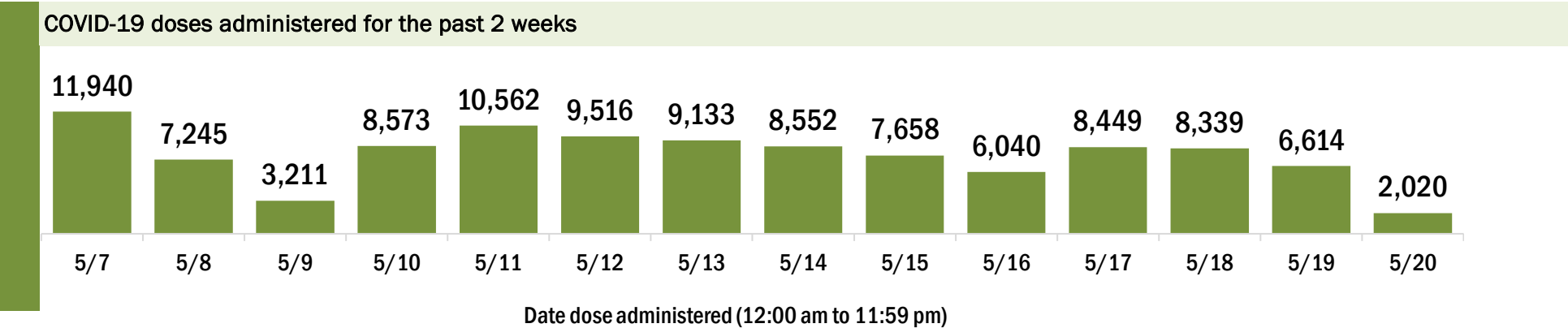
Vaccination data through May 20, 2021 as of May 21, 2021 at 12:05 AM

Data in this report are provisional and subject to change.

Data in this summary pertain to COVID-19 vaccines approved by the U.S. Food and Drug Administration and have been issued an Emergency Use Authorization (Janssen COVID-19 Vaccine, Moderna COVID-19 Vaccine and Pfizer-BioNTech COVID-19 Vaccine). These data summarize the number of people who have received either their first dose or have completed the series for a COVID-19 vaccine. **A person can only be counted in one category, first dose or series complete.** For persons receiving Moderna or Pfizer vaccines, once they receive their second dose, they are moved from the first dose column to the series completed column. **Because of this, the total first dose category may show a change from report to report not matching the total receiving their first dose from the previous day.** Persons receiving Johnson & Johnson vaccines will always be counted in the series completed column.

COVID-19 doses for vaccinated persons in Florida	
Doses administered	1,245,618
People receiving one dose of a 1-dose series (Johnson & Johnson) or receiving only one dose of a 2-dose series (Moderna, Pfizer) count once. Persons receiving both doses of a 2-dose series count twice.	

Demographic summary			
Age group	First dose	Series complete	Total people vaccinated
12-14 years	3,296	0	3,296
15-24 years	15,287	28,569	43,856
25-34 years	15,855	41,036	56,891
35-44 years	18,428	56,705	75,133
45-54 years	21,207	79,114	100,321
55-64 years	23,303	112,048	135,351
65-74 years	21,641	134,656	156,297
75-84 years	14,541	89,295	103,836
85+ years	6,866	36,329	43,195
Race	140,424	577,752	718,176
White	79,126	365,079	444,205
Black	13,304	34,909	48,213
American Indian/Alaskan	726	1,769	2,495
Other	15,982	56,826	72,808
Unknown	31,286	119,169	150,455
Other race includes Asian, native Hawaiian/Pacific Islander, or other.			
Ethnicity	140,424	577,752	718,176
Hispanic	25,941	68,079	94,020
Non-Hispanic	59,315	294,183	353,498
Unknown	55,168	215,490	270,658
Gender	140,424	577,752	718,176
Female	74,401	320,707	395,108
Male	65,525	256,625	322,150
Unknown	498	420	918



COVID-19: Pasco County vaccine summary

Vaccination data through May 20, 2021 as of May 21, 2021 at 12:05 AM

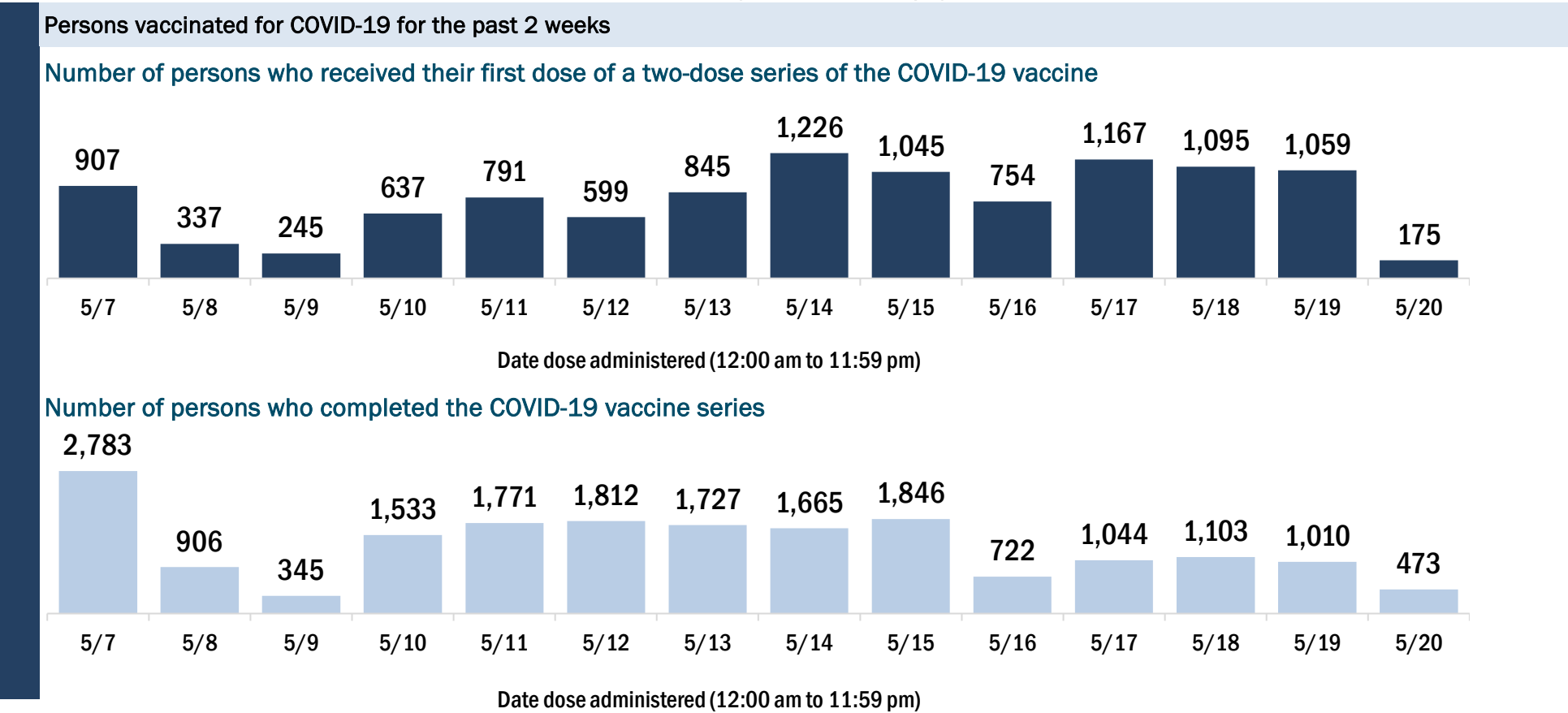
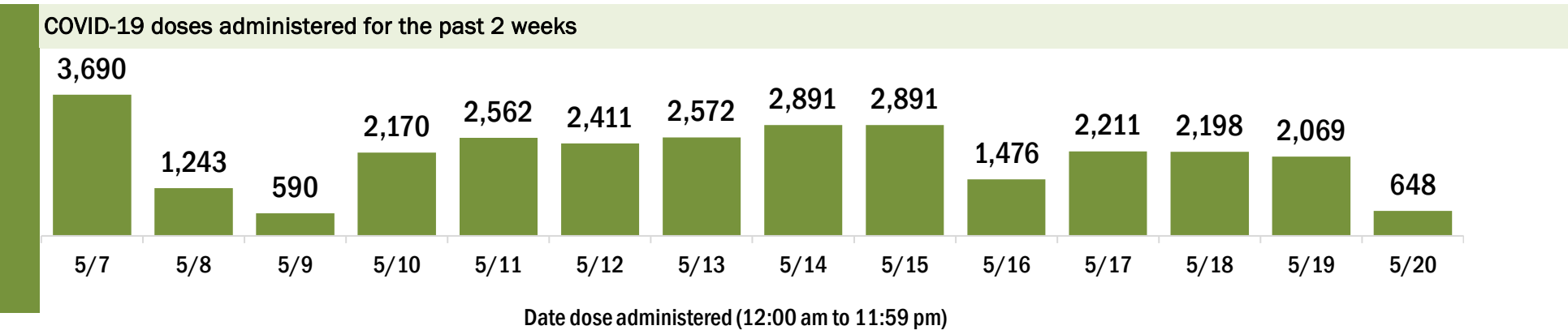
Data in this report are provisional and subject to change.

Data in this summary pertain to COVID-19 vaccines approved by the U.S. Food and Drug Administration and have been issued an Emergency Use Authorization (Janssen COVID-19 Vaccine, Moderna COVID-19 Vaccine and Pfizer-BioNTech COVID-19 Vaccine). These data summarize the number of people who have received either their first dose or have completed the series for a COVID-19 vaccine. **A person can only be counted in one category, first dose or series complete.** For persons receiving Moderna or Pfizer vaccines, once they receive their second dose, they are moved from the first dose column to the series completed column. **Because of this, the total first dose category may show a change from report to report not matching the total receiving their first dose from the previous day.** Persons receiving Johnson & Johnson vaccines will always be counted in the series completed column.

COVID-19 doses for vaccinated persons in Florida	
Doses administered	399,740
People receiving one dose of a 1-dose series (Johnson & Johnson) or receiving only one dose of a 2-dose series (Moderna, Pfizer) count once. Persons receiving both doses of a 2-dose series count twice.	

Current status of persons vaccinated for COVID-19 in Florida	
Total people vaccinated	230,337
First dose	44,824
Series completed	185,513
Completed 1-dose series	16,110
Completed 2-dose series	169,403
First dose: current number of people who have only received their first dose of the Moderna or Pfizer vaccine.	
Series complete: current number of people who have received both Moderna or Pfizer vaccine doses or one Johnson & Johnson dose and are considered fully immunized.	

Demographic summary	First dose	Series complete	Total people vaccinated
Age group	44,824	185,513	230,337
12-14 years	1,110	0	1,110
15-24 years	5,019	9,133	14,152
25-34 years	4,398	11,862	16,260
35-44 years	5,655	19,189	24,844
45-54 years	6,504	26,084	32,588
55-64 years	7,446	37,014	44,460
65-74 years	7,871	46,559	54,430
75-84 years	5,131	27,511	32,642
85+ years	1,690	8,161	9,851
Race	44,824	185,513	230,337
White	30,146	137,379	167,525
Black	1,998	5,672	7,670
American Indian/Alaskan	238	693	931
Other	5,331	18,142	23,473
Unknown	7,111	23,627	30,738
Other race includes Asian, native Hawaiian/Pacific Islander, or other.			
Ethnicity	44,824	185,513	230,337
Hispanic	4,923	12,521	17,444
Non-Hispanic	22,632	109,871	132,503
Unknown	17,269	63,121	80,390
Gender	44,824	185,513	230,337
Female	24,000	105,040	129,040
Male	20,783	80,349	101,132
Unknown	41	124	165



COVID-19: Pinellas County vaccine summary

Vaccination data through May 20, 2021 as of May 21, 2021 at 12:05 AM

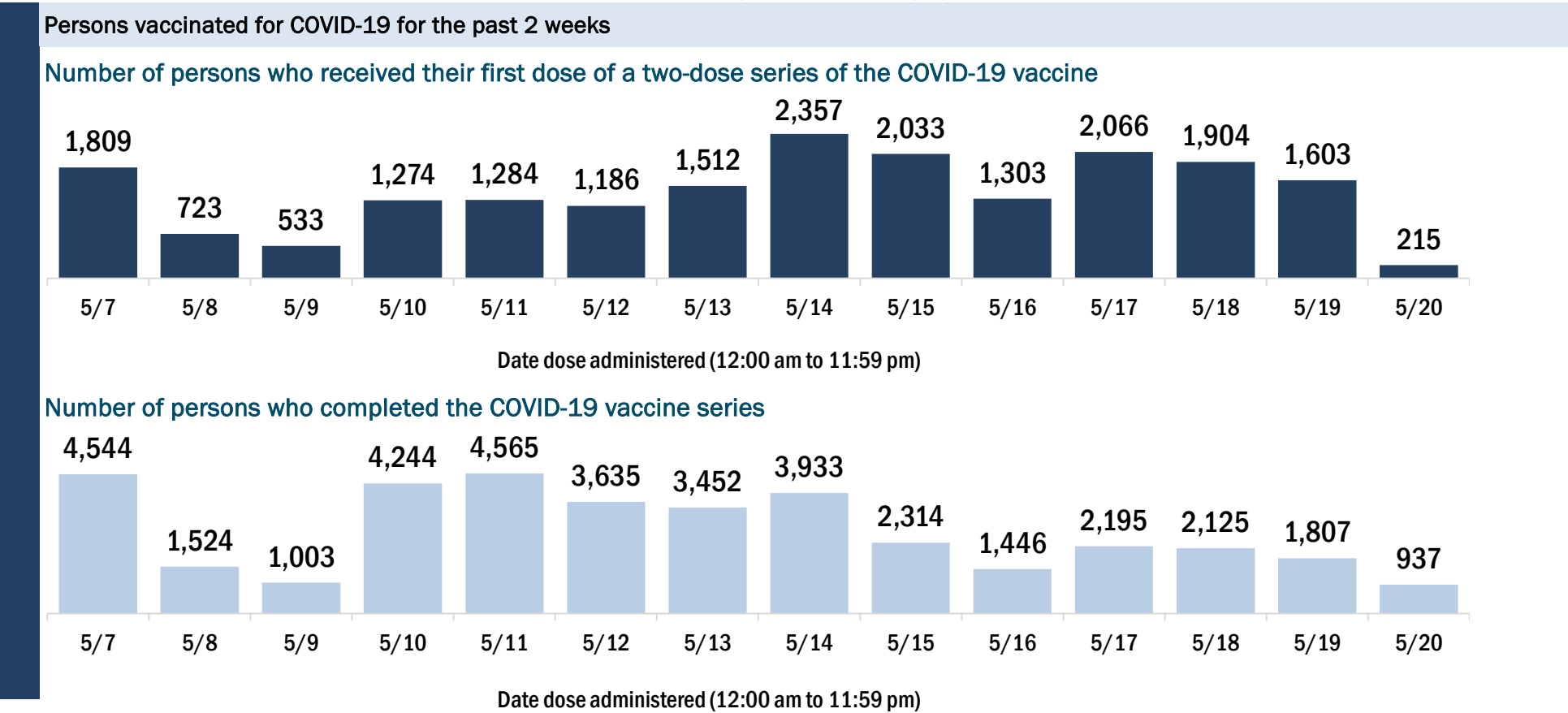
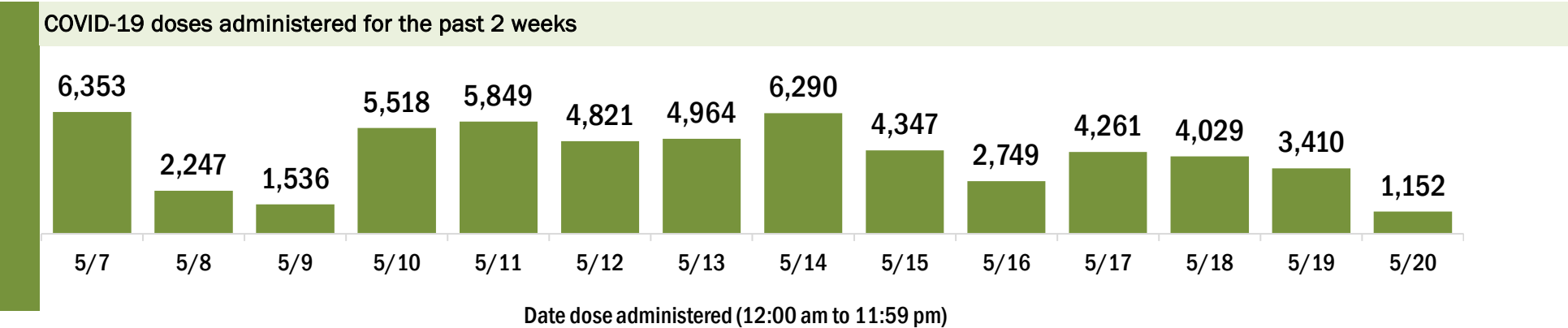
Data in this report are provisional and subject to change.

Data in this summary pertain to COVID-19 vaccines approved by the U.S. Food and Drug Administration and have been issued an Emergency Use Authorization (Janssen COVID-19 Vaccine, Moderna COVID-19 Vaccine and Pfizer-BioNTech COVID-19 Vaccine). These data summarize the number of people who have received either their first dose or have completed the series for a COVID-19 vaccine. **A person can only be counted in one category, first dose or series complete.** For persons receiving Moderna or Pfizer vaccines, once they receive their second dose, they are moved from the first dose column to the series completed column. **Because of this, the total first dose category may show a change from report to report not matching the total receiving their first dose from the previous day.** Persons receiving Johnson & Johnson vaccines will always be counted in the series completed column.

COVID-19 doses for vaccinated persons in Florida	
Doses administered	823,215
People receiving one dose of a 1-dose series (Johnson & Johnson) or receiving only one dose of a 2-dose series (Moderna, Pfizer) count once. Persons receiving both doses of a 2-dose series count twice.	

Current status of persons vaccinated for COVID-19 in Florida	
Total people vaccinated	462,597
First dose	76,040
Series completed	386,557
Completed 1-dose series	25,939
Completed 2-dose series	360,618
First dose: current number of people who have only received their first dose of the Moderna or Pfizer vaccine.	
Series complete: current number of people who have received both Moderna or Pfizer vaccine doses or one Johnson & Johnson dose and are considered fully immunized.	

Demographic summary	First dose	Series complete	Total people vaccinated
Age group	76,040	386,557	462,597
12-14 years	1,915	0	1,915
15-24 years	8,244	16,898	25,142
25-34 years	9,113	29,762	38,875
35-44 years	9,579	36,221	45,800
45-54 years	10,539	50,292	60,831
55-64 years	13,471	86,287	99,758
65-74 years	12,586	96,973	109,559
75-84 years	7,298	50,943	58,241
85+ years	3,295	19,181	22,476
Race	76,040	386,557	462,597
White	48,321	285,880	334,201
Black	5,061	17,125	22,186
American Indian/Alaskan	368	935	1,303
Other	8,155	32,284	40,439
Unknown	14,135	50,333	64,468
Other race includes Asian, native Hawaiian/Pacific Islander, or other.			
Ethnicity	76,040	386,557	462,597
Hispanic	5,291	14,579	19,870
Non-Hispanic	39,216	240,836	280,052
Unknown	31,533	131,142	162,675
Gender	76,040	386,557	462,597
Female	40,802	216,807	257,609
Male	35,075	169,137	204,212
Unknown	163	613	776



COVID-19: Polk County vaccine summary

Vaccination data through May 20, 2021 as of May 21, 2021 at 12:05 AM

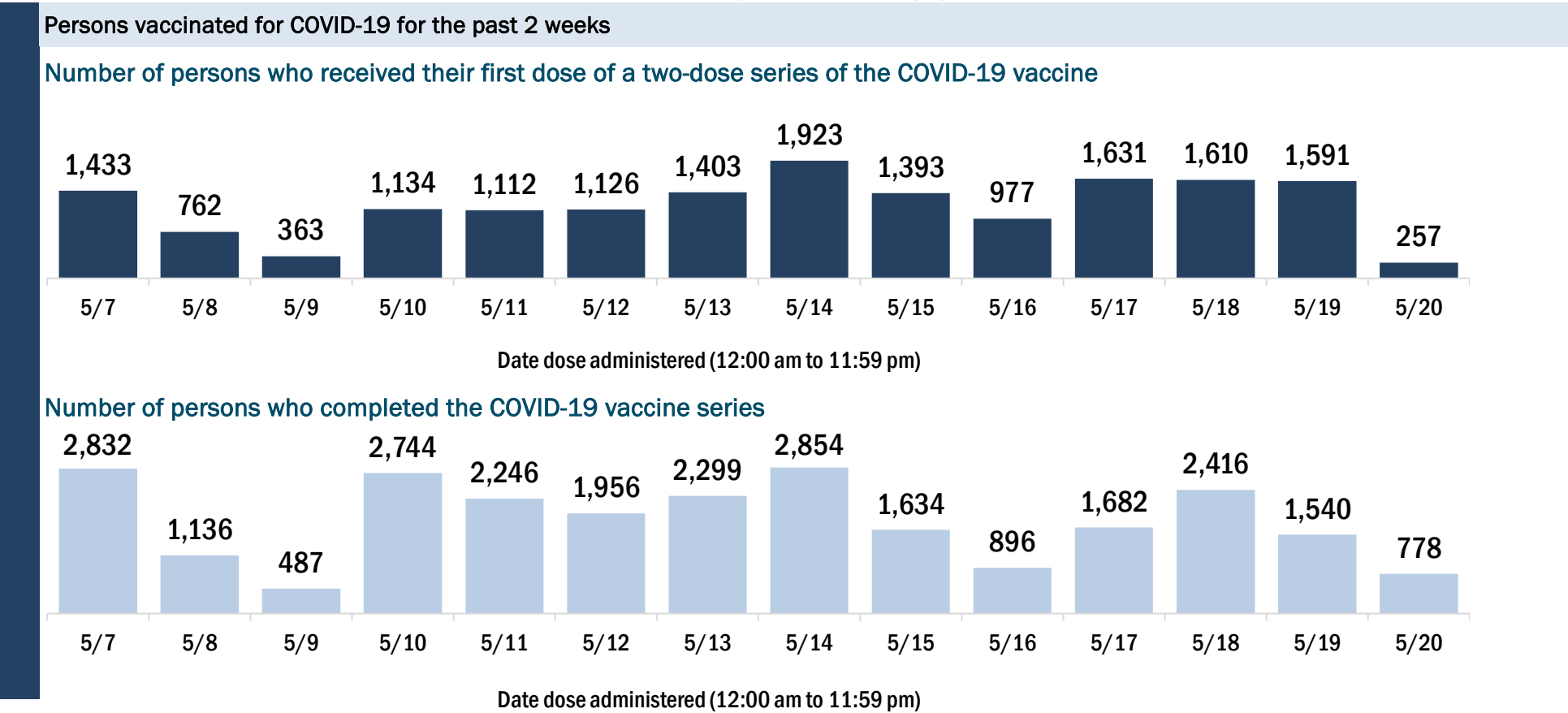
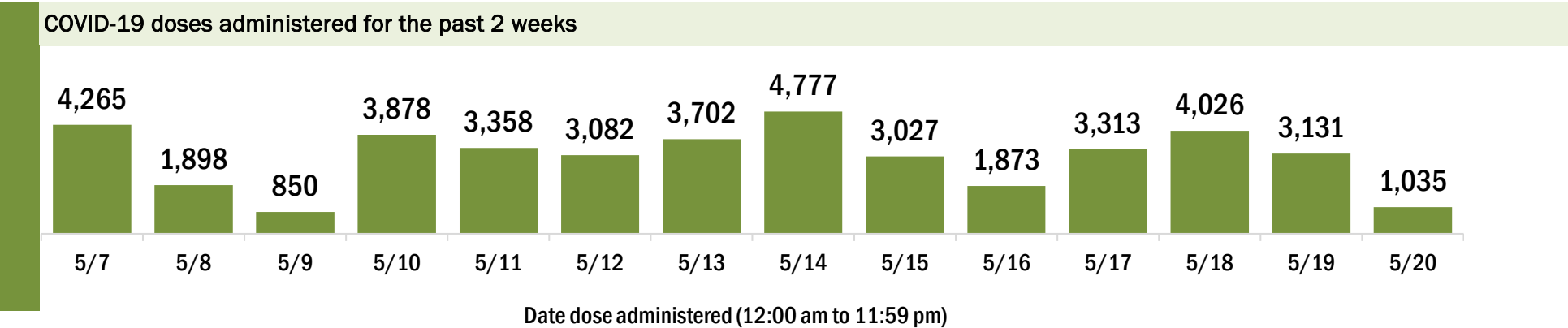
Data in this report are provisional and subject to change.

Data in this summary pertain to COVID-19 vaccines approved by the U.S. Food and Drug Administration and have been issued an Emergency Use Authorization (Janssen COVID-19 Vaccine, Moderna COVID-19 Vaccine and Pfizer-BioNTech COVID-19 Vaccine). These data summarize the number of people who have received either their first dose or have completed the series for a COVID-19 vaccine. **A person can only be counted in one category, first dose or series complete.** For persons receiving Moderna or Pfizer vaccines, once they receive their second dose, they are moved from the first dose column to the series completed column. **Because of this, the total first dose category may show a change from report to report not matching the total receiving their first dose from the previous day.** Persons receiving Johnson & Johnson vaccines will always be counted in the series completed column.

COVID-19 doses for vaccinated persons in Florida	
Doses administered	457,256
People receiving one dose of a 1-dose series (Johnson & Johnson) or receiving only one dose of a 2-dose series (Moderna, Pfizer) count once. Persons receiving both doses of a 2-dose series count twice.	

Current status of persons vaccinated for COVID-19 in Florida	
Total people vaccinated	267,294
First dose	62,328
Series completed	204,966
Completed 1-dose series	15,004
Completed 2-dose series	189,962
First dose: current number of people who have only received their first dose of the Moderna or Pfizer vaccine.	
Series complete: current number of people who have received both Moderna or Pfizer vaccine doses or one Johnson & Johnson dose and are considered fully immunized.	

Demographic summary	First dose	Series complete	Total people vaccinated
Age group	62,328	204,966	267,294
12-14 years	1,309	0	1,309
15-24 years	6,769	9,612	16,381
25-34 years	7,370	14,980	22,350
35-44 years	8,364	19,272	27,636
45-54 years	9,085	26,194	35,279
55-64 years	10,323	39,724	50,047
65-74 years	10,391	53,910	64,301
75-84 years	6,453	32,025	38,478
85+ years	2,264	9,249	11,513
Race	62,328	204,966	267,294
White	35,857	141,463	177,320
Black	5,852	14,485	20,337
American Indian/Alaskan	426	978	1,404
Other	8,376	19,284	27,660
Unknown	11,817	28,756	40,573
Other race includes Asian, native Hawaiian/Pacific Islander, or other.			
Ethnicity	62,328	204,966	267,294
Hispanic	12,845	26,244	39,089
Non-Hispanic	25,486	113,027	138,513
Unknown	23,997	65,695	89,692
Gender	62,328	204,966	267,294
Female	32,518	114,411	146,929
Male	29,688	90,452	120,140
Unknown	122	103	225



COVID-19: Putnam County vaccine summary

Vaccination data through May 20, 2021 as of May 21, 2021 at 12:05 AM

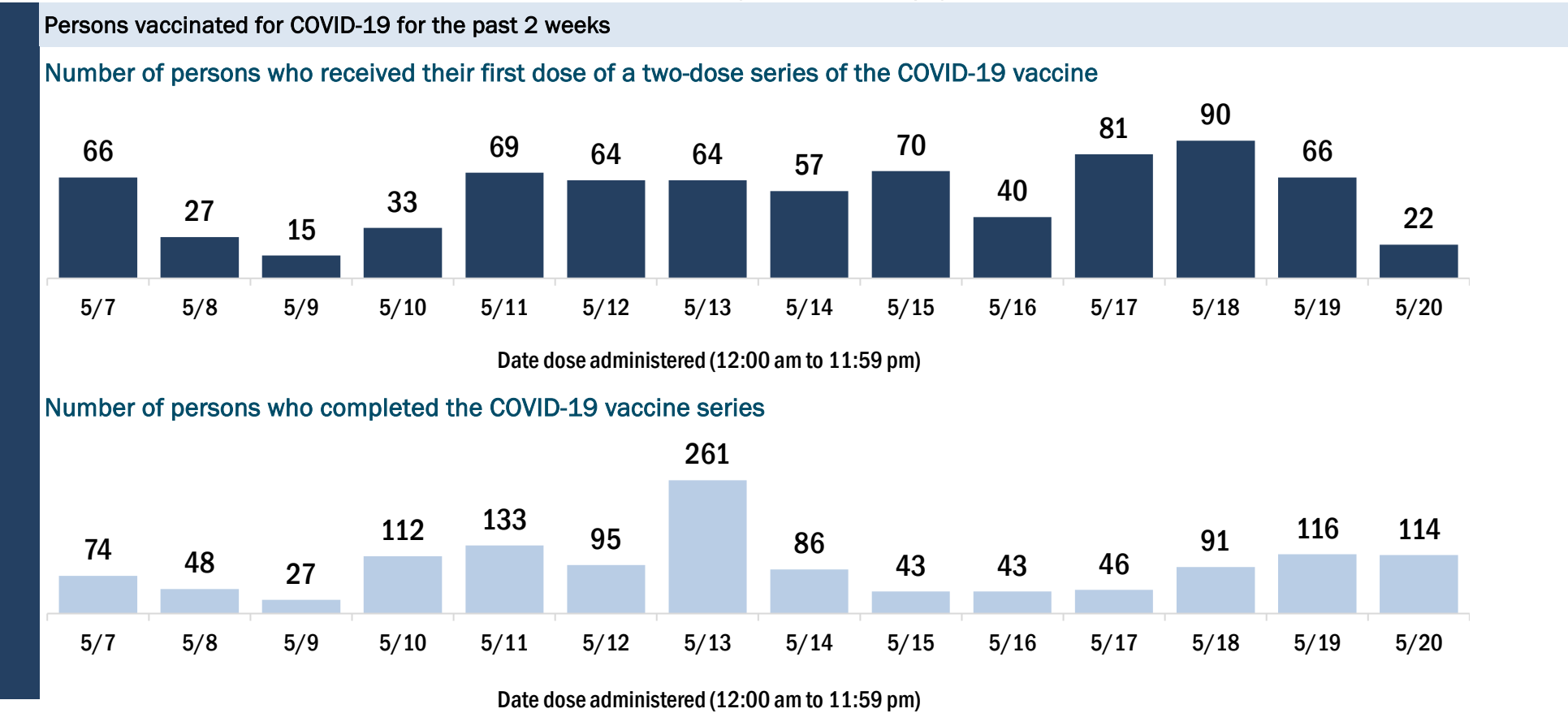
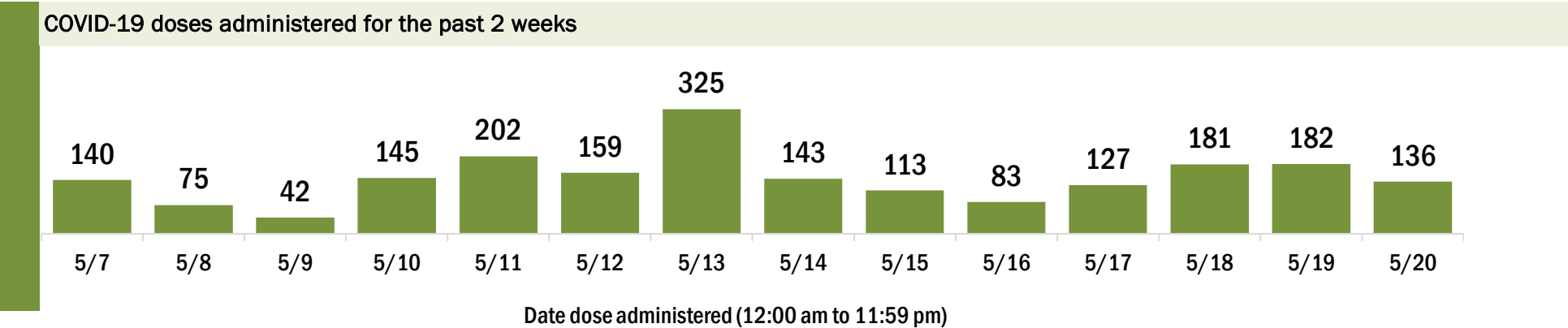
Data in this report are provisional and subject to change.

Data in this summary pertain to COVID-19 vaccines approved by the U.S. Food and Drug Administration and have been issued an Emergency Use Authorization (Janssen COVID-19 Vaccine, Moderna COVID-19 Vaccine and Pfizer-BioNTech COVID-19 Vaccine). These data summarize the number of people who have received either their first dose or have completed the series for a COVID-19 vaccine. **A person can only be counted in one category, first dose or series complete.** For persons receiving Moderna or Pfizer vaccines, once they receive their second dose, they are moved from the first dose column to the series completed column. **Because of this, the total first dose category may show a change from report to report not matching the total receiving their first dose from the previous day.** Persons receiving Johnson & Johnson vaccines will always be counted in the series completed column.

COVID-19 doses for vaccinated persons in Florida	
Doses administered	35,853
People receiving one dose of a 1-dose series (Johnson & Johnson) or receiving only one dose of a 2-dose series (Moderna, Pfizer) count once. Persons receiving both doses of a 2-dose series count twice.	

Current status of persons vaccinated for COVID-19 in Florida	
Total people vaccinated	21,034
First dose	4,941
Series completed	16,093
Completed 1-dose series	1,274
Completed 2-dose series	14,819
First dose: current number of people who have only received their first dose of the Moderna or Pfizer vaccine.	
Series complete: current number of people who have received both Moderna or Pfizer vaccine doses or one Johnson & Johnson dose and are considered fully immunized.	

Demographic summary	First dose	Series complete	Total people vaccinated
Age group	4,941	16,093	21,034
12-14 years	48	0	48
15-24 years	271	399	670
25-34 years	337	667	1,004
35-44 years	368	957	1,325
45-54 years	577	1,621	2,198
55-64 years	1,074	3,603	4,677
65-74 years	1,282	5,227	6,509
75-84 years	743	2,755	3,498
85+ years	241	864	1,105
Race	4,941	16,093	21,034
White	3,504	12,362	15,866
Black	546	1,881	2,427
American Indian/Alaskan	44	123	167
Other	488	958	1,446
Unknown	359	769	1,128
Other race includes Asian, native Hawaiian/Pacific Islander, or other.			
Ethnicity	4,941	16,093	21,034
Hispanic	373	752	1,125
Non-Hispanic	3,533	12,589	16,122
Unknown	1,035	2,752	3,787
Gender	4,941	16,093	21,034
Female	2,646	9,054	11,700
Male	2,278	7,030	9,308
Unknown	17	9	26



COVID-19: Santa Rosa County vaccine summary

Vaccination data through May 20, 2021 as of May 21, 2021 at 12:05 AM

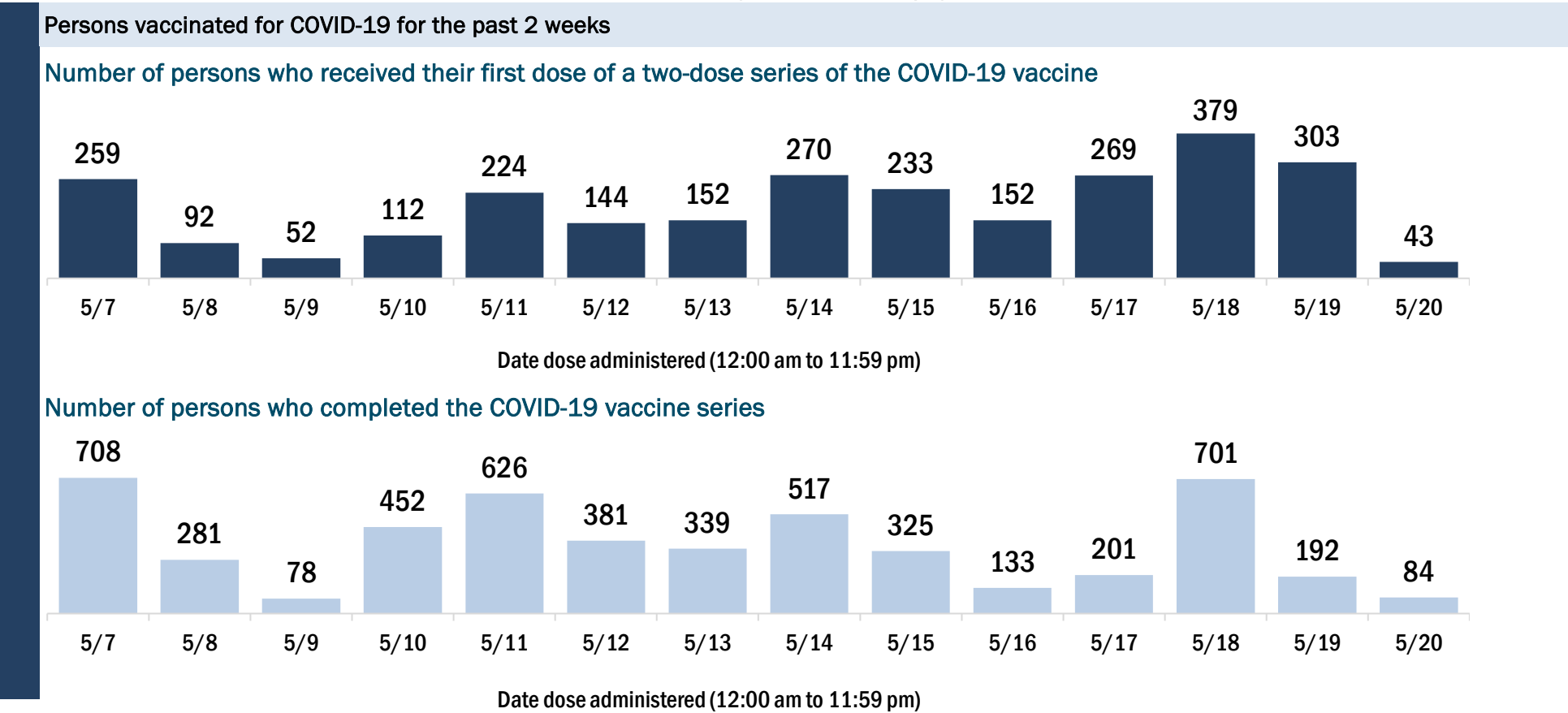
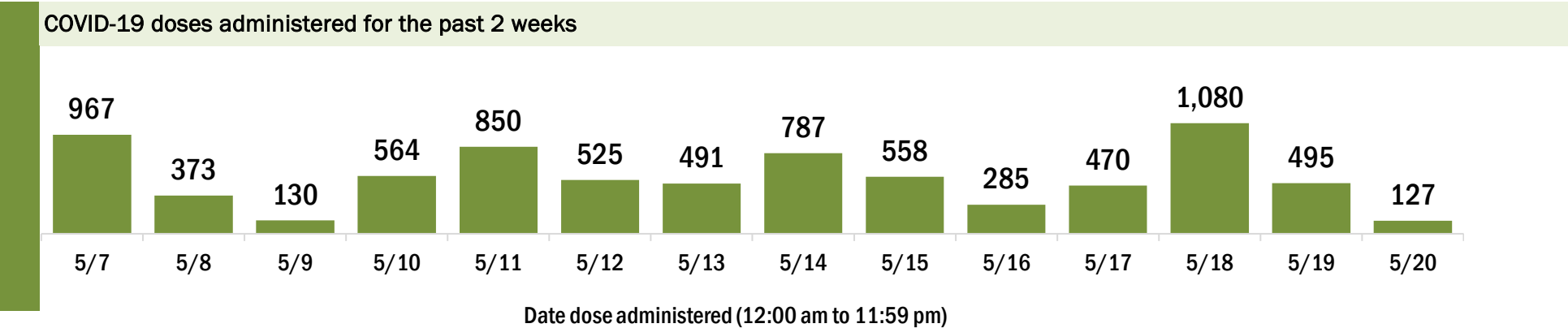
Data in this report are provisional and subject to change.

Data in this summary pertain to COVID-19 vaccines approved by the U.S. Food and Drug Administration and have been issued an Emergency Use Authorization (Janssen COVID-19 Vaccine, Moderna COVID-19 Vaccine and Pfizer-BioNTech COVID-19 Vaccine). These data summarize the number of people who have received either their first dose or have completed the series for a COVID-19 vaccine. **A person can only be counted in one category, first dose or series complete.** For persons receiving Moderna or Pfizer vaccines, once they receive their second dose, they are moved from the first dose column to the series completed column. **Because of this, the total first dose category may show a change from report to report not matching the total receiving their first dose from the previous day.** Persons receiving Johnson & Johnson vaccines will always be counted in the series completed column.

COVID-19 doses for vaccinated persons in Florida	
Doses administered	107,349
People receiving one dose of a 1-dose series (Johnson & Johnson) or receiving only one dose of a 2-dose series (Moderna, Pfizer) count once. Persons receiving both doses of a 2-dose series count twice.	

Current status of persons vaccinated for COVID-19 in Florida	
Total people vaccinated	61,142
First dose	11,650
Series completed	49,492
Completed 1-dose series	3,285
Completed 2-dose series	46,207
First dose: current number of people who have only received their first dose of the Moderna or Pfizer vaccine.	
Series complete: current number of people who have received both Moderna or Pfizer vaccine doses or one Johnson & Johnson dose and are considered fully immunized.	

Demographic summary	First dose	Series complete	Total people vaccinated
Age group	11,650	49,492	61,142
12-14 years	219	0	219
15-24 years	1,366	2,361	3,727
25-34 years	1,312	3,389	4,701
35-44 years	1,663	4,928	6,591
45-54 years	1,770	6,808	8,578
55-64 years	2,234	11,010	13,244
65-74 years	1,867	12,904	14,771
75-84 years	931	6,275	7,206
85+ years	288	1,817	2,105
Race	11,650	49,492	61,142
White	7,485	36,288	43,773
Black	623	1,935	2,558
American Indian/Alaskan	75	294	369
Other	904	3,475	4,379
Unknown	2,563	7,500	10,063
Other race includes Asian, native Hawaiian/Pacific Islander, or other.			
Ethnicity	11,650	49,492	61,142
Hispanic	590	1,681	2,271
Non-Hispanic	6,515	33,450	39,965
Unknown	4,545	14,361	18,906
Gender	11,650	49,492	61,142
Female	6,089	27,287	33,376
Male	5,550	22,188	27,738
Unknown	11	17	28



COVID-19: Sarasota County vaccine summary

Vaccination data through May 20, 2021 as of May 21, 2021 at 12:05 AM

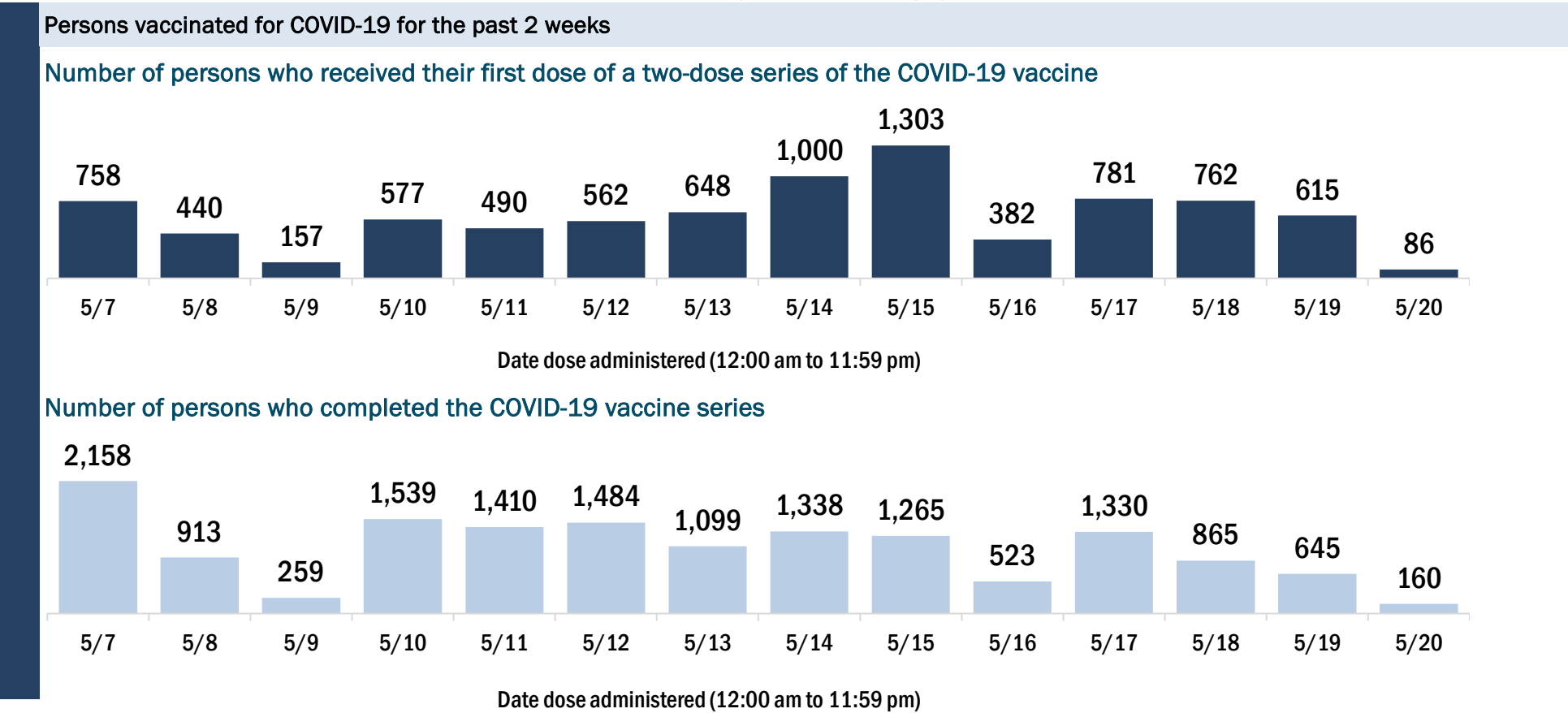
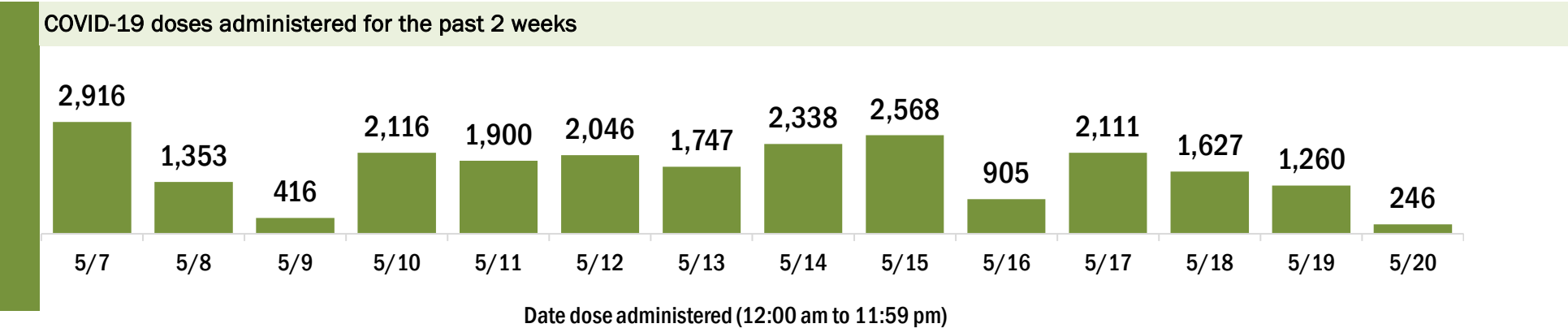
Data in this report are provisional and subject to change.

Data in this summary pertain to COVID-19 vaccines approved by the U.S. Food and Drug Administration and have been issued an Emergency Use Authorization (Janssen COVID-19 Vaccine, Moderna COVID-19 Vaccine and Pfizer-BioNTech COVID-19 Vaccine). These data summarize the number of people who have received either their first dose or have completed the series for a COVID-19 vaccine. **A person can only be counted in one category, first dose or series complete.** For persons receiving Moderna or Pfizer vaccines, once they receive their second dose, they are moved from the first dose column to the series completed column. **Because of this, the total first dose category may show a change from report to report not matching the total receiving their first dose from the previous day.** Persons receiving Johnson & Johnson vaccines will always be counted in the series completed column.

COVID-19 doses for vaccinated persons in Florida	
Doses administered	444,783
People receiving one dose of a 1-dose series (Johnson & Johnson) or receiving only one dose of a 2-dose series (Moderna, Pfizer) count once. Persons receiving both doses of a 2-dose series count twice.	

Current status of persons vaccinated for COVID-19 in Florida	
Total people vaccinated	253,125
First dose	49,897
Series completed	203,228
Completed 1-dose series	11,570
Completed 2-dose series	191,658
First dose: current number of people who have only received their first dose of the Moderna or Pfizer vaccine.	
Series complete: current number of people who have received both Moderna or Pfizer vaccine doses or one Johnson & Johnson dose and are considered fully immunized.	

Demographic summary	First dose	Series complete	Total people vaccinated
Age group	49,897	203,228	253,125
12-14 years	1,021	0	1,021
15-24 years	4,117	6,086	10,203
25-34 years	3,370	7,864	11,234
35-44 years	4,043	11,139	15,182
45-54 years	5,466	17,959	23,425
55-64 years	8,288	37,305	45,593
65-74 years	12,062	65,521	77,583
75-84 years	8,180	42,350	50,530
85+ years	3,350	15,004	18,354
Race	49,897	203,228	253,125
White	37,139	159,662	196,801
Black	1,218	3,088	4,306
American Indian/Alaskan	191	696	887
Other	3,570	14,022	17,592
Unknown	7,779	25,760	33,539
Other race includes Asian, native Hawaiian/Pacific Islander, or other.			
Ethnicity	49,897	203,228	253,125
Hispanic	3,937	8,788	12,725
Non-Hispanic	29,462	134,158	163,620
Unknown	16,498	60,282	76,780
Gender	49,897	203,228	253,125
Female	26,263	113,350	139,613
Male	23,518	89,752	113,270
Unknown	116	126	242



COVID-19: Seminole County vaccine summary

Vaccination data through May 20, 2021 as of May 21, 2021 at 12:05 AM

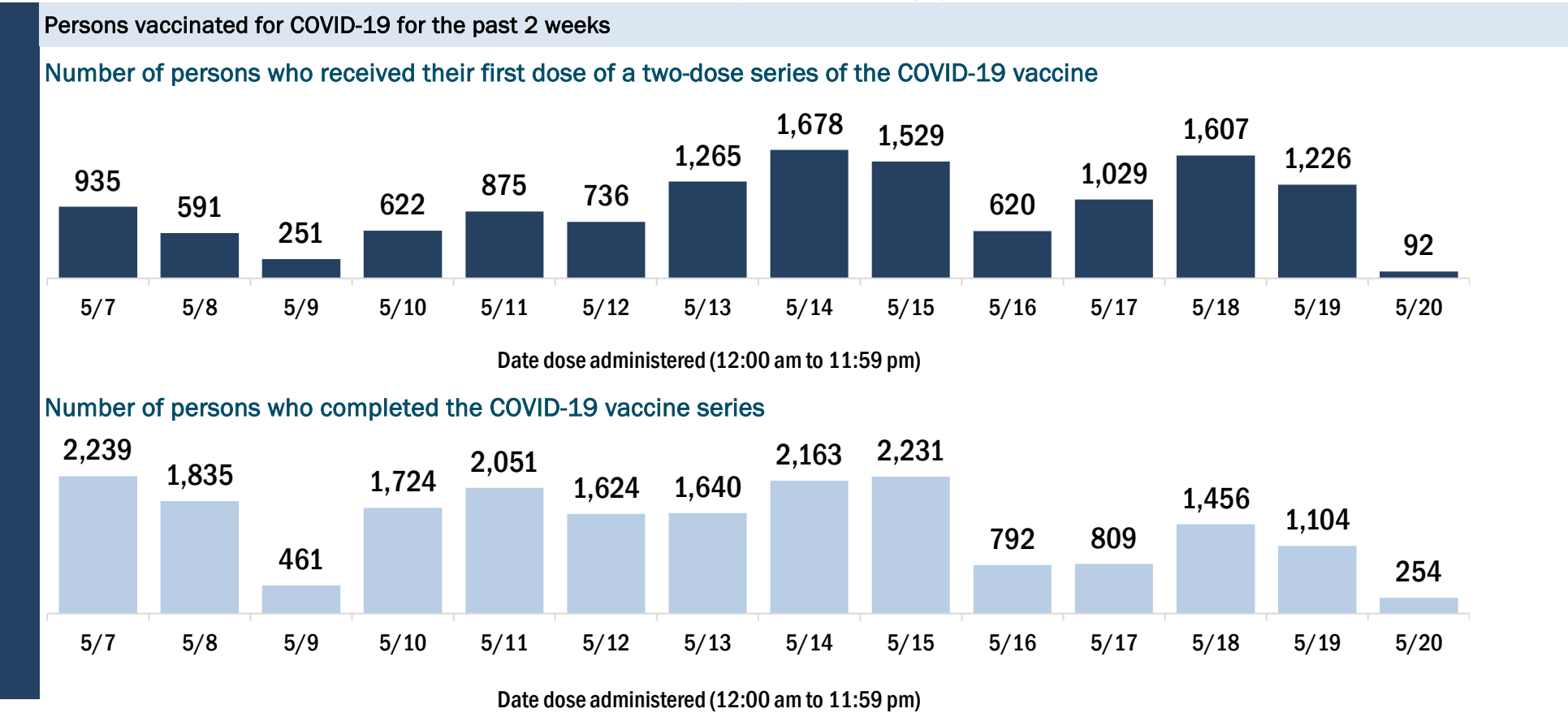
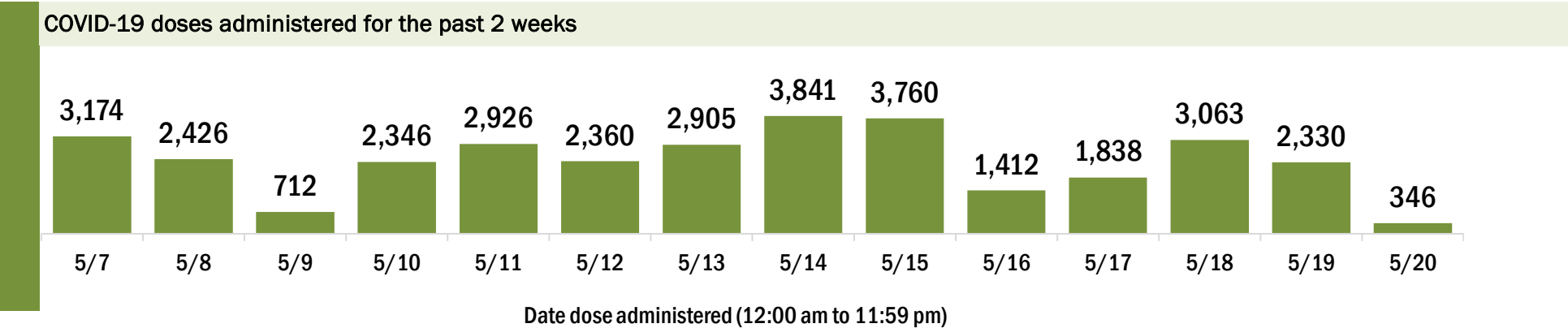
Data in this report are provisional and subject to change.

Data in this summary pertain to COVID-19 vaccines approved by the U.S. Food and Drug Administration and have been issued an Emergency Use Authorization (Janssen COVID-19 Vaccine, Moderna COVID-19 Vaccine and Pfizer-BioNTech COVID-19 Vaccine). These data summarize the number of people who have received either their first dose or have completed the series for a COVID-19 vaccine. **A person can only be counted in one category, first dose or series complete.** For persons receiving Moderna or Pfizer vaccines, once they receive their second dose, they are moved from the first dose column to the series completed column. **Because of this, the total first dose category may show a change from report to report not matching the total receiving their first dose from the previous day.** Persons receiving Johnson & Johnson vaccines will always be counted in the series completed column.

COVID-19 doses for vaccinated persons in Florida	
Doses administered	379,365
People receiving one dose of a 1-dose series (Johnson & Johnson) or receiving only one dose of a 2-dose series (Moderna, Pfizer) count once. Persons receiving both doses of a 2-dose series count twice.	

Current status of persons vaccinated for COVID-19 in Florida	
Total people vaccinated	214,510
First dose	35,698
Series completed	178,812
Completed 1-dose series	13,957
Completed 2-dose series	164,855
First dose: current number of people who have only received their first dose of the Moderna or Pfizer vaccine.	
Series complete: current number of people who have received both Moderna or Pfizer vaccine doses or one Johnson & Johnson dose and are considered fully immunized.	

Demographic summary	First dose	Series complete	Total people vaccinated
Age group	35,698	178,812	214,510
12-14 years	2,259	0	2,259
15-24 years	6,056	15,117	21,173
25-34 years	5,893	19,248	25,141
35-44 years	5,946	25,504	31,450
45-54 years	5,329	29,149	34,478
55-64 years	4,986	34,685	39,671
65-74 years	2,977	33,022	35,999
75-84 years	1,534	15,981	17,515
85+ years	718	6,106	6,824
Race	35,698	178,812	214,510
White	20,232	124,423	144,655
Black	3,095	11,731	14,826
American Indian/Alaskan	188	724	912
Other	6,082	26,091	32,173
Unknown	6,101	15,843	21,944
Other race includes Asian, native Hawaiian/Pacific Islander, or other.			
Ethnicity	35,698	178,812	214,510
Hispanic	6,452	23,891	30,343
Non-Hispanic	15,849	112,248	128,097
Unknown	13,397	42,673	56,070
Gender	35,698	178,812	214,510
Female	18,859	99,219	118,078
Male	16,744	79,448	96,192
Unknown	95	145	240



COVID-19: St. Johns County vaccine summary

Vaccination data through May 20, 2021 as of May 21, 2021 at 12:05 AM

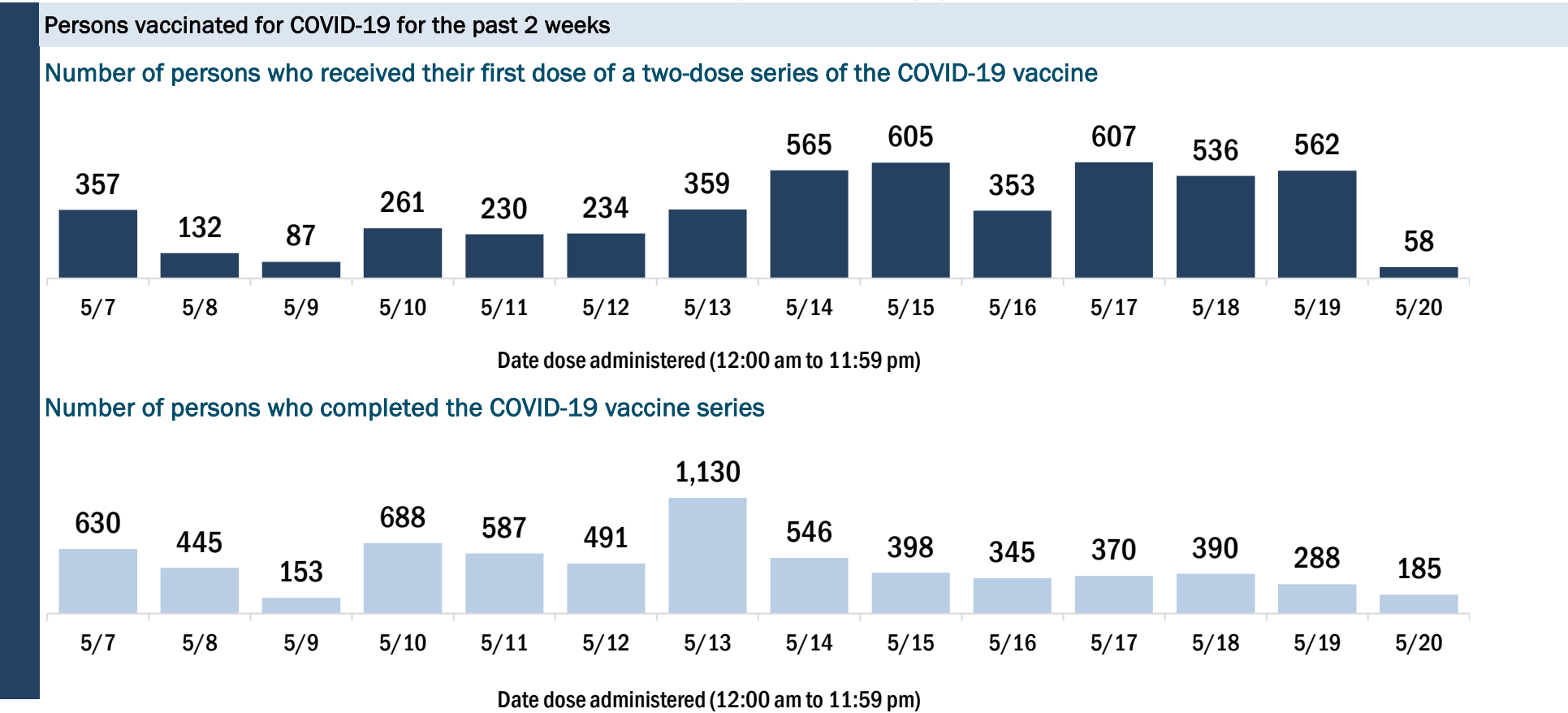
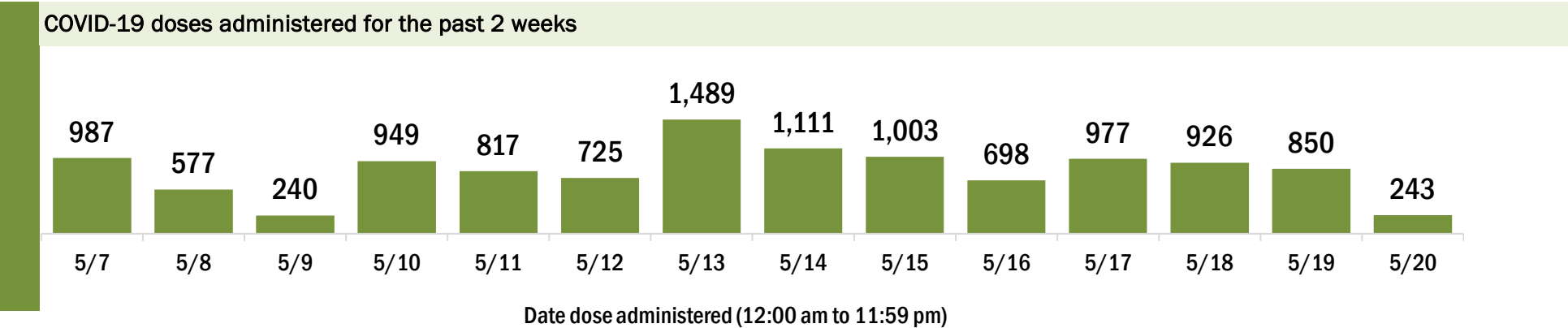
Data in this report are provisional and subject to change.

Data in this summary pertain to COVID-19 vaccines approved by the U.S. Food and Drug Administration and have been issued an Emergency Use Authorization (Janssen COVID-19 Vaccine, Moderna COVID-19 Vaccine and Pfizer-BioNTech COVID-19 Vaccine). These data summarize the number of people who have received either their first dose or have completed the series for a COVID-19 vaccine. **A person can only be counted in one category, first dose or series complete.** For persons receiving Moderna or Pfizer vaccines, once they receive their second dose, they are moved from the first dose column to the series completed column. **Because of this, the total first dose category may show a change from report to report not matching the total receiving their first dose from the previous day.** Persons receiving Johnson & Johnson vaccines will always be counted in the series completed column.

COVID-19 doses for vaccinated persons in Florida	
Doses administered	244,314
People receiving one dose of a 1-dose series (Johnson & Johnson) or receiving only one dose of a 2-dose series (Moderna, Pfizer) count once. Persons receiving both doses of a 2-dose series count twice.	

Current status of persons vaccinated for COVID-19 in Florida	
Total people vaccinated	133,980
First dose	16,842
Series completed	117,138
Completed 1-dose series	6,804
Completed 2-dose series	110,334
First dose: current number of people who have only received their first dose of the Moderna or Pfizer vaccine.	
Series complete: current number of people who have received both Moderna or Pfizer vaccine doses or one Johnson & Johnson dose and are considered fully immunized.	

Demographic summary	First dose	Series complete	Total people vaccinated
Age group	16,842	117,138	133,980
12-14 years	1,045	0	1,045
15-24 years	2,951	7,149	10,100
25-34 years	1,801	7,281	9,082
35-44 years	2,522	14,863	17,385
45-54 years	2,588	17,815	20,403
55-64 years	2,443	23,455	25,898
65-74 years	2,011	28,547	30,558
75-84 years	1,040	13,911	14,951
85+ years	441	4,117	4,558
Race	16,842	117,138	133,980
White	10,643	86,901	97,544
Black	653	3,580	4,233
American Indian/Alaskan	53	339	392
Other	1,933	11,406	13,339
Unknown	3,560	14,912	18,472
Other race includes Asian, native Hawaiian/Pacific Islander, or other.			
Ethnicity	16,842	117,138	133,980
Hispanic	1,050	5,230	6,280
Non-Hispanic	8,864	77,483	86,347
Unknown	6,928	34,425	41,353
Gender	16,842	117,138	133,980
Female	8,803	64,321	73,124
Male	8,019	52,789	60,808
Unknown	20	28	48



COVID-19: St. Lucie County vaccine summary

Vaccination data through May 20, 2021 as of May 21, 2021 at 12:05 AM

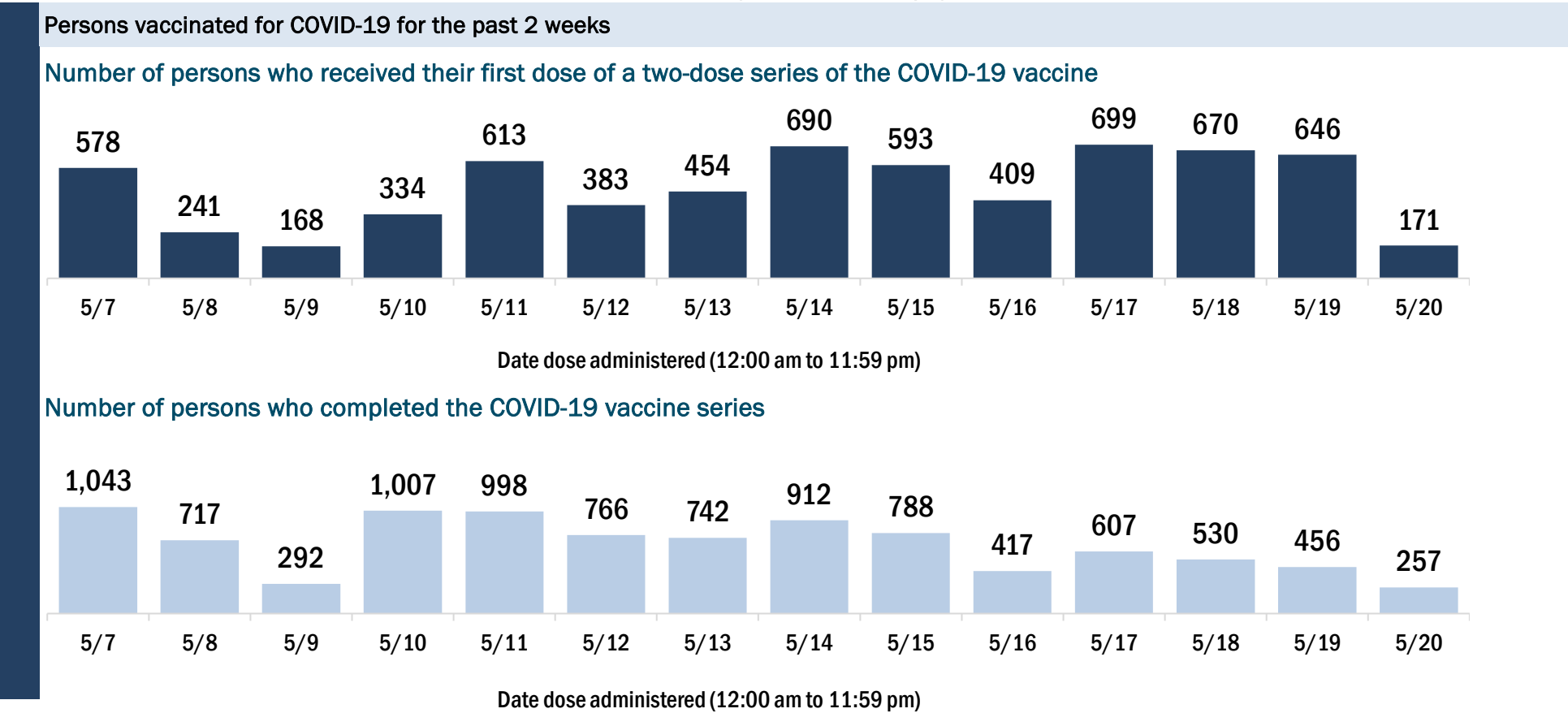
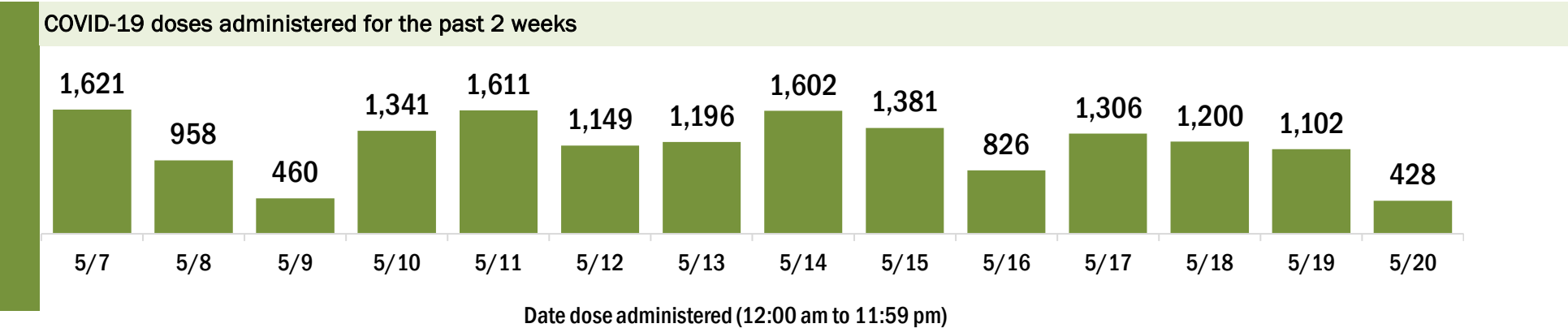
Data in this report are provisional and subject to change.

Data in this summary pertain to COVID-19 vaccines approved by the U.S. Food and Drug Administration and have been issued an Emergency Use Authorization (Janssen COVID-19 Vaccine, Moderna COVID-19 Vaccine and Pfizer-BioNTech COVID-19 Vaccine). These data summarize the number of people who have received either their first dose or have completed the series for a COVID-19 vaccine. **A person can only be counted in one category, first dose or series complete.** For persons receiving Moderna or Pfizer vaccines, once they receive their second dose, they are moved from the first dose column to the series completed column. **Because of this, the total first dose category may show a change from report to report not matching the total receiving their first dose from the previous day.** Persons receiving Johnson & Johnson vaccines will always be counted in the series completed column.

COVID-19 doses for vaccinated persons in Florida	
Doses administered	240,763
People receiving one dose of a 1-dose series (Johnson & Johnson) or receiving only one dose of a 2-dose series (Moderna, Pfizer) count once. Persons receiving both doses of a 2-dose series count twice.	

Current status of persons vaccinated for COVID-19 in Florida	
Total people vaccinated	138,260
First dose	30,575
Series completed	107,685
Completed 1-dose series	5,182
Completed 2-dose series	102,503
First dose: current number of people who have only received their first dose of the Moderna or Pfizer vaccine.	
Series complete: current number of people who have received both Moderna or Pfizer vaccine doses or one Johnson & Johnson dose and are considered fully immunized.	

Demographic summary	First dose	Series complete	Total people vaccinated
Age group	30,575	107,685	138,260
12-14 years	477	0	477
15-24 years	2,733	4,103	6,836
25-34 years	2,587	5,492	8,079
35-44 years	3,294	8,173	11,467
45-54 years	4,301	12,650	16,951
55-64 years	6,131	22,218	28,349
65-74 years	6,085	31,567	37,652
75-84 years	3,675	18,090	21,765
85+ years	1,292	5,392	6,684
Race	30,575	107,685	138,260
White	18,088	69,358	87,446
Black	3,435	9,904	13,339
American Indian/Alaskan	184	474	658
Other	3,203	10,118	13,321
Unknown	5,665	17,831	23,496
Other race includes Asian, native Hawaiian/Pacific Islander, or other.			
Ethnicity	30,575	107,685	138,260
Hispanic	4,462	11,569	16,031
Non-Hispanic	13,635	58,615	72,250
Unknown	12,478	37,501	49,979
Gender	30,575	107,685	138,260
Female	16,240	60,103	76,343
Male	14,236	47,509	61,745
Unknown	99	73	172



COVID-19: Sumter County vaccine summary

Vaccination data through May 20, 2021 as of May 21, 2021 at 12:05 AM

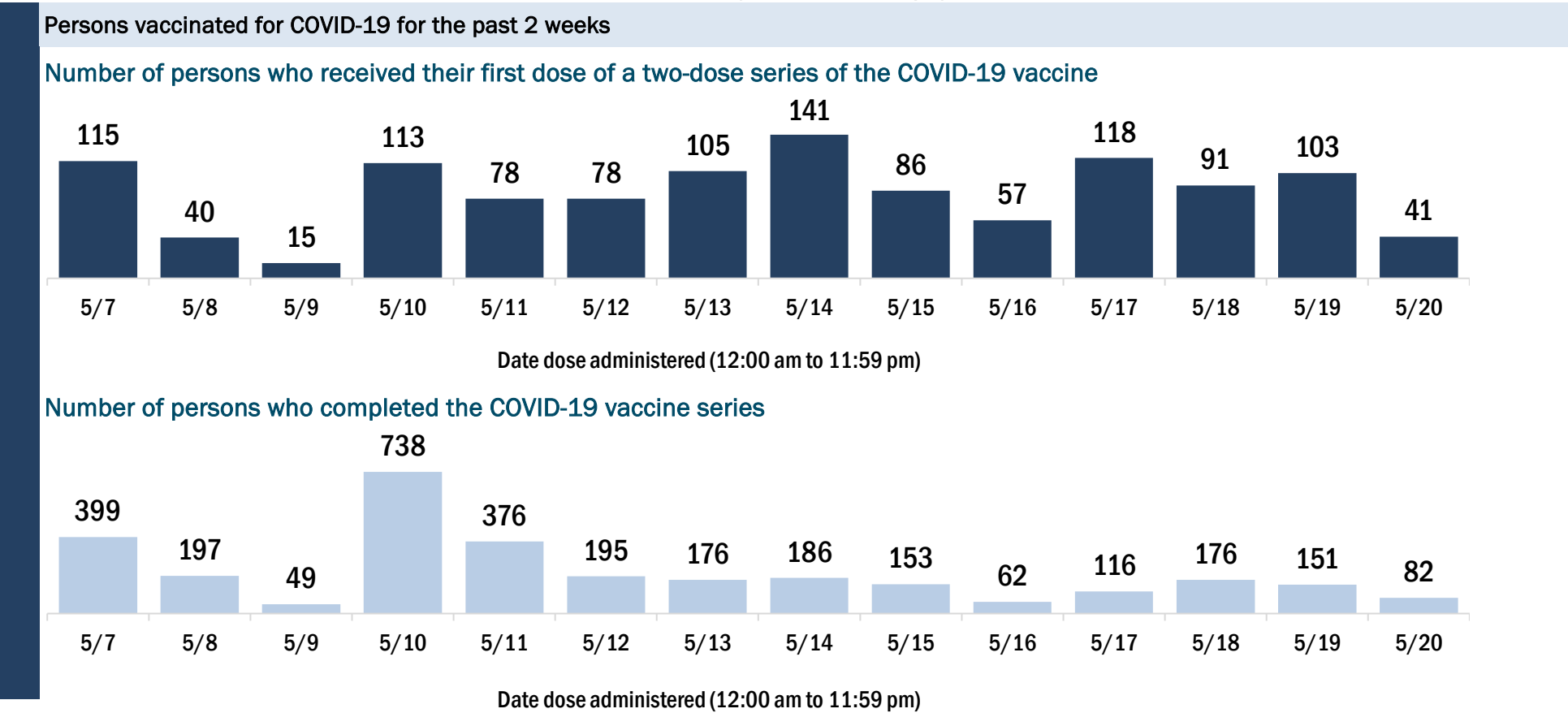
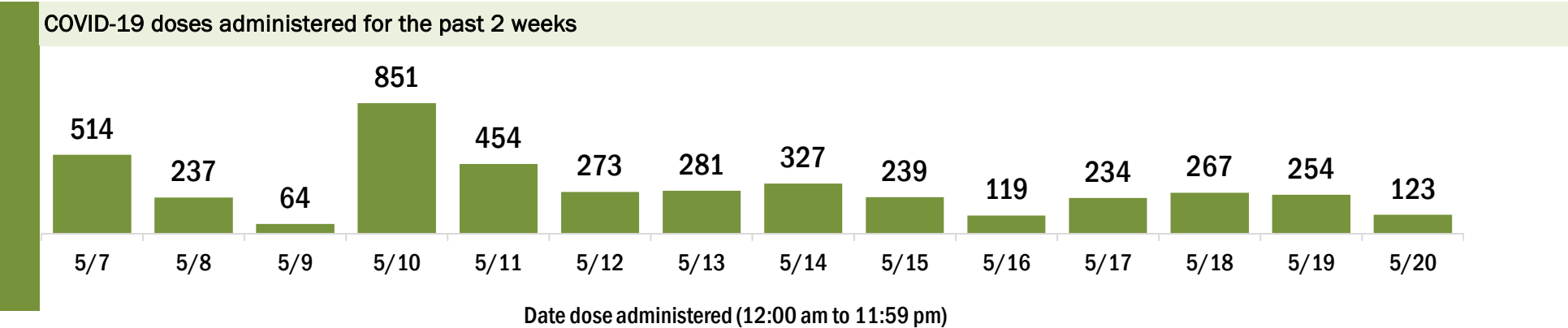
Data in this report are provisional and subject to change.

Data in this summary pertain to COVID-19 vaccines approved by the U.S. Food and Drug Administration and have been issued an Emergency Use Authorization (Janssen COVID-19 Vaccine, Moderna COVID-19 Vaccine and Pfizer-BioNTech COVID-19 Vaccine). These data summarize the number of people who have received either their first dose or have completed the series for a COVID-19 vaccine. **A person can only be counted in one category, first dose or series complete.** For persons receiving Moderna or Pfizer vaccines, once they receive their second dose, they are moved from the first dose column to the series completed column. **Because of this, the total first dose category may show a change from report to report not matching the total receiving their first dose from the previous day.** Persons receiving Johnson & Johnson vaccines will always be counted in the series completed column.

COVID-19 doses for vaccinated persons in Florida	
Doses administered	157,730
People receiving one dose of a 1-dose series (Johnson & Johnson) or receiving only one dose of a 2-dose series (Moderna, Pfizer) count once. Persons receiving both doses of a 2-dose series count twice.	

Current status of persons vaccinated for COVID-19 in Florida	
Total people vaccinated	86,189
First dose	9,996
Series completed	76,193
Completed 1-dose series	4,652
Completed 2-dose series	71,541
First dose: current number of people who have only received their first dose of the Moderna or Pfizer vaccine.	
Series complete: current number of people who have received both Moderna or Pfizer vaccine doses or one Johnson & Johnson dose and are considered fully immunized.	

Demographic summary	First dose	Series complete	Total people vaccinated
Age group	9,996	76,193	86,189
12-14 years	38	0	38
15-24 years	306	419	725
25-34 years	339	779	1,118
35-44 years	509	1,131	1,640
45-54 years	693	2,252	2,945
55-64 years	1,914	9,284	11,198
65-74 years	3,059	34,238	37,297
75-84 years	2,464	23,715	26,179
85+ years	674	4,375	5,049
Race	9,996	76,193	86,189
White	7,631	63,979	71,610
Black	273	1,214	1,487
American Indian/Alaskan	37	189	226
Other	674	3,188	3,862
Unknown	1,381	7,623	9,004
Other race includes Asian, native Hawaiian/Pacific Islander, or other.			
Ethnicity	9,996	76,193	86,189
Hispanic	359	1,525	1,884
Non-Hispanic	6,224	51,891	58,115
Unknown	3,413	22,777	26,190
Gender	9,996	76,193	86,189
Female	5,467	42,108	47,575
Male	4,508	34,066	38,574
Unknown	21	19	40



COVID-19: Suwannee County vaccine summary

Vaccination data through May 20, 2021 as of May 21, 2021 at 12:05 AM

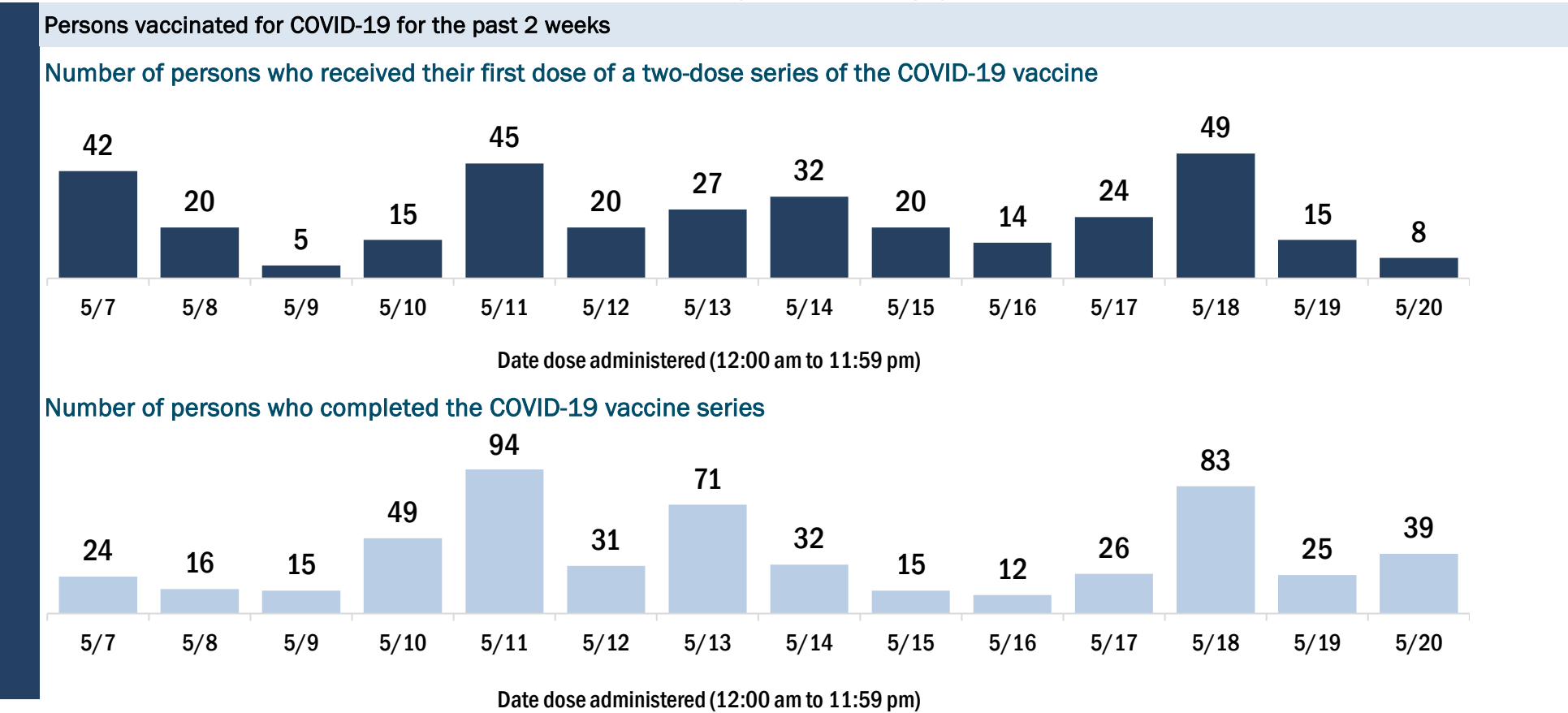
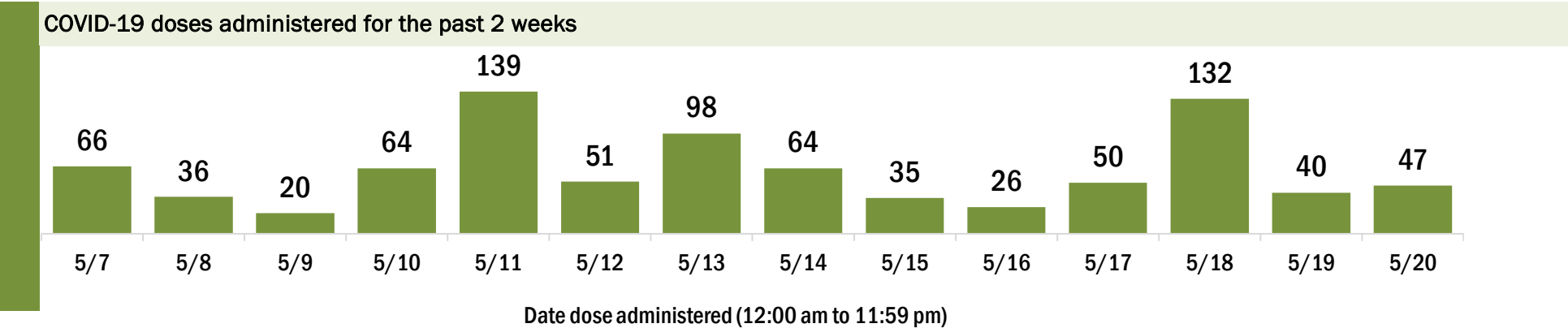
Data in this report are provisional and subject to change.

Data in this summary pertain to COVID-19 vaccines approved by the U.S. Food and Drug Administration and have been issued an Emergency Use Authorization (Janssen COVID-19 Vaccine, Moderna COVID-19 Vaccine and Pfizer-BioNTech COVID-19 Vaccine). These data summarize the number of people who have received either their first dose or have completed the series for a COVID-19 vaccine. **A person can only be counted in one category, first dose or series complete.** For persons receiving Moderna or Pfizer vaccines, once they receive their second dose, they are moved from the first dose column to the series completed column. **Because of this, the total first dose category may show a change from report to report not matching the total receiving their first dose from the previous day.** Persons receiving Johnson & Johnson vaccines will always be counted in the series completed column.

COVID-19 doses for vaccinated persons in Florida	
Doses administered	18,763
People receiving one dose of a 1-dose series (Johnson & Johnson) or receiving only one dose of a 2-dose series (Moderna, Pfizer) count once. Persons receiving both doses of a 2-dose series count twice.	

Current status of persons vaccinated for COVID-19 in Florida	
Total people vaccinated	10,637
First dose	1,797
Series completed	8,840
Completed 1-dose series	714
Completed 2-dose series	8,126
First dose: current number of people who have only received their first dose of the Moderna or Pfizer vaccine.	
Series complete: current number of people who have received both Moderna or Pfizer vaccine doses or one Johnson & Johnson dose and are considered fully immunized.	

Demographic summary	First dose	Series complete	Total people vaccinated
Age group	1,797	8,840	10,637
12-14 years	17	0	17
15-24 years	165	252	417
25-34 years	189	322	511
35-44 years	253	500	753
45-54 years	289	828	1,117
55-64 years	450	1,913	2,363
65-74 years	234	2,742	2,976
75-84 years	144	1,704	1,848
85+ years	56	579	635
Race	1,797	8,840	10,637
White	1,128	6,293	7,421
Black	297	771	1,068
American Indian/Alaskan	8	17	25
Other	163	587	750
Unknown	201	1,172	1,373
Other race includes Asian, native Hawaiian/Pacific Islander, or other.			
Ethnicity	1,797	8,840	10,637
Hispanic	184	431	615
Non-Hispanic	1,097	5,475	6,572
Unknown	516	2,934	3,450
Gender	1,797	8,840	10,637
Female	750	5,074	5,824
Male	1,047	3,766	4,813
Unknown	0	0	0



COVID-19: Taylor County vaccine summary

Vaccination data through May 20, 2021 as of May 21, 2021 at 12:05 AM

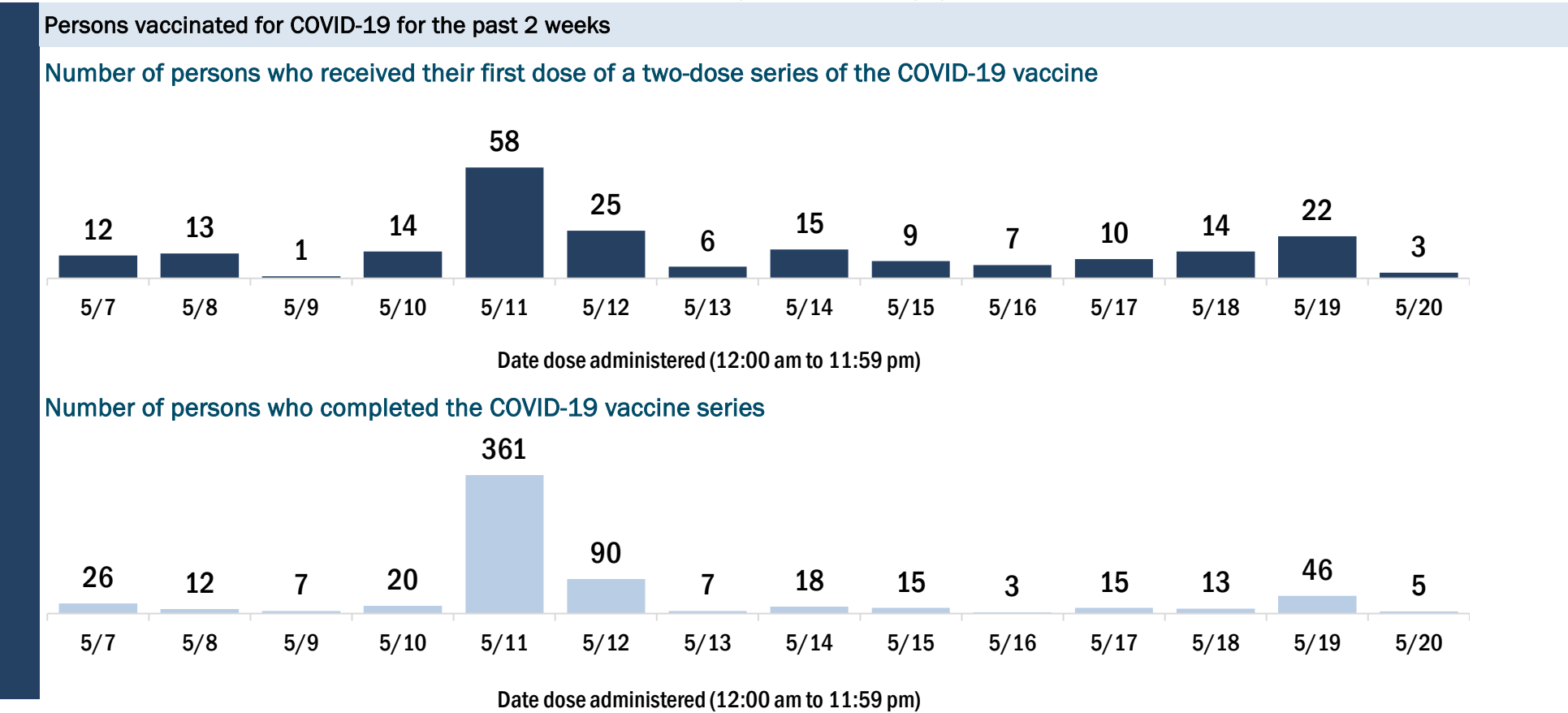
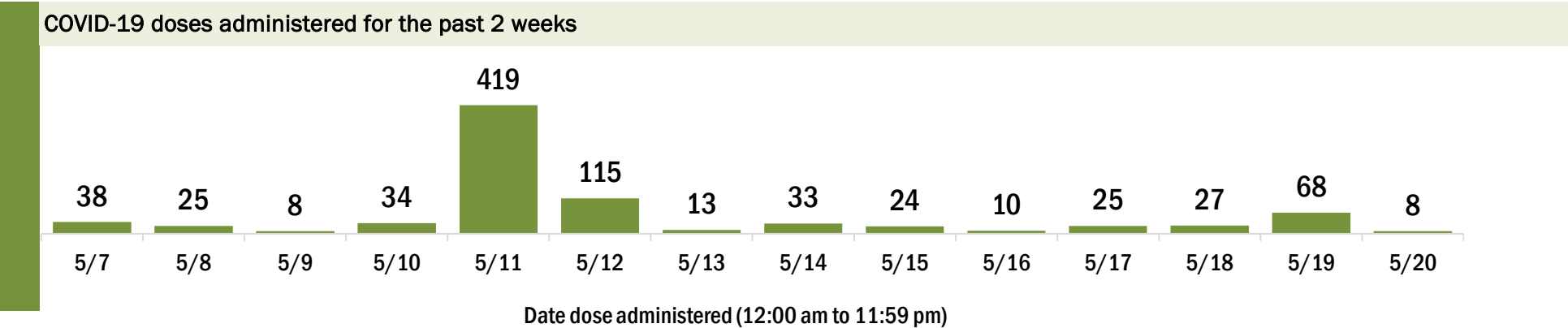
Data in this report are provisional and subject to change.

Data in this summary pertain to COVID-19 vaccines approved by the U.S. Food and Drug Administration and have been issued an Emergency Use Authorization (Janssen COVID-19 Vaccine, Moderna COVID-19 Vaccine and Pfizer-BioNTech COVID-19 Vaccine). These data summarize the number of people who have received either their first dose or have completed the series for a COVID-19 vaccine. **A person can only be counted in one category, first dose or series complete.** For persons receiving Moderna or Pfizer vaccines, once they receive their second dose, they are moved from the first dose column to the series completed column. **Because of this, the total first dose category may show a change from report to report not matching the total receiving their first dose from the previous day.** Persons receiving Johnson & Johnson vaccines will always be counted in the series completed column.

COVID-19 doses for vaccinated persons in Florida	
Doses administered	10,566
People receiving one dose of a 1-dose series (Johnson & Johnson) or receiving only one dose of a 2-dose series (Moderna, Pfizer) count once. Persons receiving both doses of a 2-dose series count twice.	

Current status of persons vaccinated for COVID-19 in Florida	
Total people vaccinated	6,082
First dose	1,233
Series completed	4,849
Completed 1-dose series	365
Completed 2-dose series	4,484
First dose: current number of people who have only received their first dose of the Moderna or Pfizer vaccine.	
Series complete: current number of people who have received both Moderna or Pfizer vaccine doses or one Johnson & Johnson dose and are considered fully immunized.	

Demographic summary	First dose	Series complete	Total people vaccinated
Age group	1,233	4,849	6,082
12-14 years	7	0	7
15-24 years	57	89	146
25-34 years	94	215	309
35-44 years	104	344	448
45-54 years	163	534	697
55-64 years	283	1,116	1,399
65-74 years	309	1,501	1,810
75-84 years	162	827	989
85+ years	54	223	277
Race	1,233	4,849	6,082
White	844	3,555	4,399
Black	192	698	890
American Indian/Alaskan	8	35	43
Other	65	313	378
Unknown	124	248	372
Other race includes Asian, native Hawaiian/Pacific Islander, or other.			
Ethnicity	1,233	4,849	6,082
Hispanic	22	96	118
Non-Hispanic	737	3,096	3,833
Unknown	474	1,657	2,131
Gender	1,233	4,849	6,082
Female	592	2,480	3,072
Male	640	2,368	3,008
Unknown	1	1	2



COVID-19: Union County vaccine summary

Vaccination data through May 20, 2021 as of May 21, 2021 at 12:05 AM

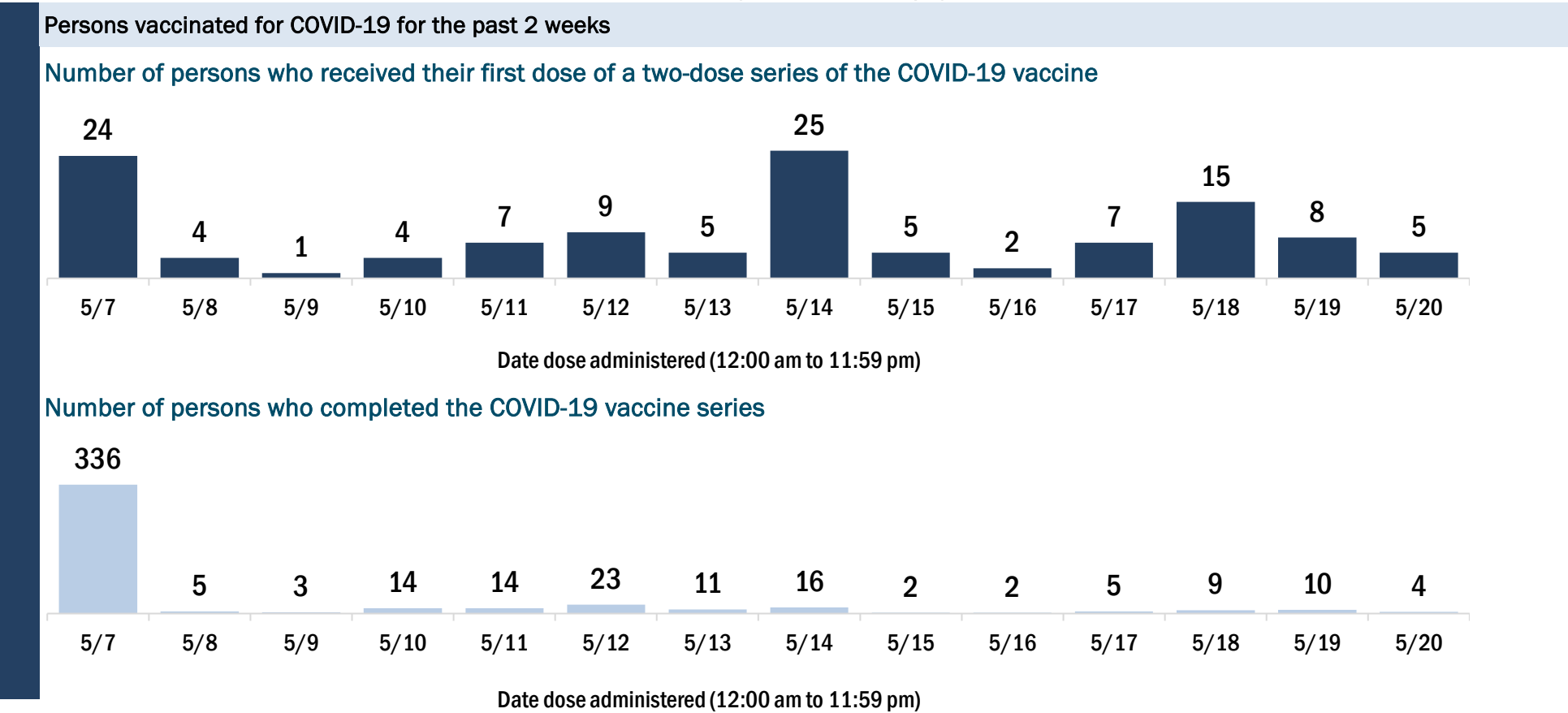
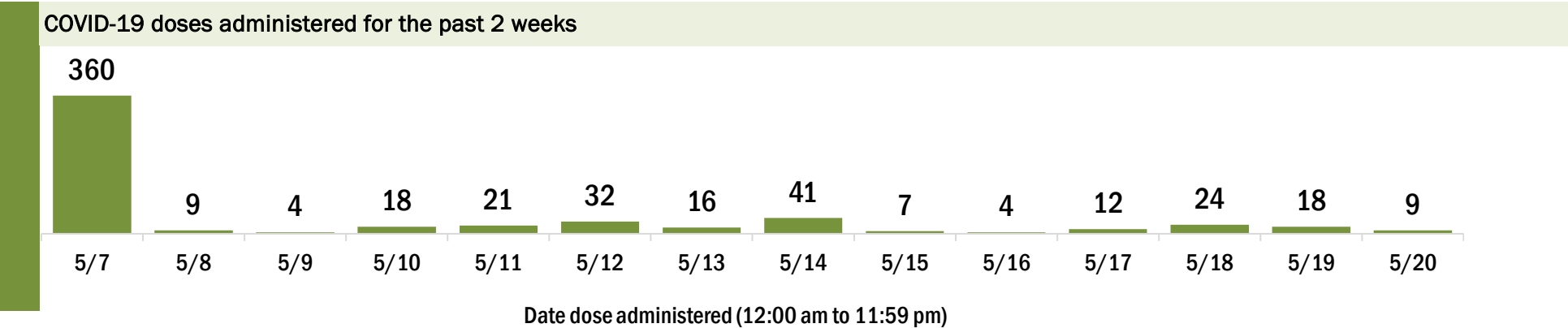
Data in this report are provisional and subject to change.

Data in this summary pertain to COVID-19 vaccines approved by the U.S. Food and Drug Administration and have been issued an Emergency Use Authorization (Janssen COVID-19 Vaccine, Moderna COVID-19 Vaccine and Pfizer-BioNTech COVID-19 Vaccine). These data summarize the number of people who have received either their first dose or have completed the series for a COVID-19 vaccine. **A person can only be counted in one category, first dose or series complete.** For persons receiving Moderna or Pfizer vaccines, once they receive their second dose, they are moved from the first dose column to the series completed column. **Because of this, the total first dose category may show a change from report to report not matching the total receiving their first dose from the previous day.** Persons receiving Johnson & Johnson vaccines will always be counted in the series completed column.

COVID-19 doses for vaccinated persons in Florida	
Doses administered	5,976
People receiving one dose of a 1-dose series (Johnson & Johnson) or receiving only one dose of a 2-dose series (Moderna, Pfizer) count once. Persons receiving both doses of a 2-dose series count twice.	

Current status of persons vaccinated for COVID-19 in Florida	
Total people vaccinated	3,405
First dose	711
Series completed	2,694
Completed 1-dose series	123
Completed 2-dose series	2,571
First dose: current number of people who have only received their first dose of the Moderna or Pfizer vaccine.	
Series complete: current number of people who have received both Moderna or Pfizer vaccine doses or one Johnson & Johnson dose and are considered fully immunized.	

Demographic summary	First dose	Series complete	Total people vaccinated
Age group	711	2,694	3,405
12-14 years	2	0	2
15-24 years	55	84	139
25-34 years	60	174	234
35-44 years	131	252	383
45-54 years	137	383	520
55-64 years	175	633	808
65-74 years	100	700	800
75-84 years	44	367	411
85+ years	7	101	108
Race	711	2,694	3,405
White	452	2,034	2,486
Black	179	433	612
American Indian/Alaskan	5	17	22
Other	55	161	216
Unknown	20	49	69
Other race includes Asian, native Hawaiian/Pacific Islander, or other.			
Ethnicity	711	2,694	3,405
Hispanic	45	92	137
Non-Hispanic	568	2,382	2,950
Unknown	98	220	318
Gender	711	2,694	3,405
Female	161	1,202	1,363
Male	545	1,492	2,037
Unknown	5	0	5



COVID-19: Volusia County vaccine summary

Vaccination data through May 20, 2021 as of May 21, 2021 at 12:05 AM

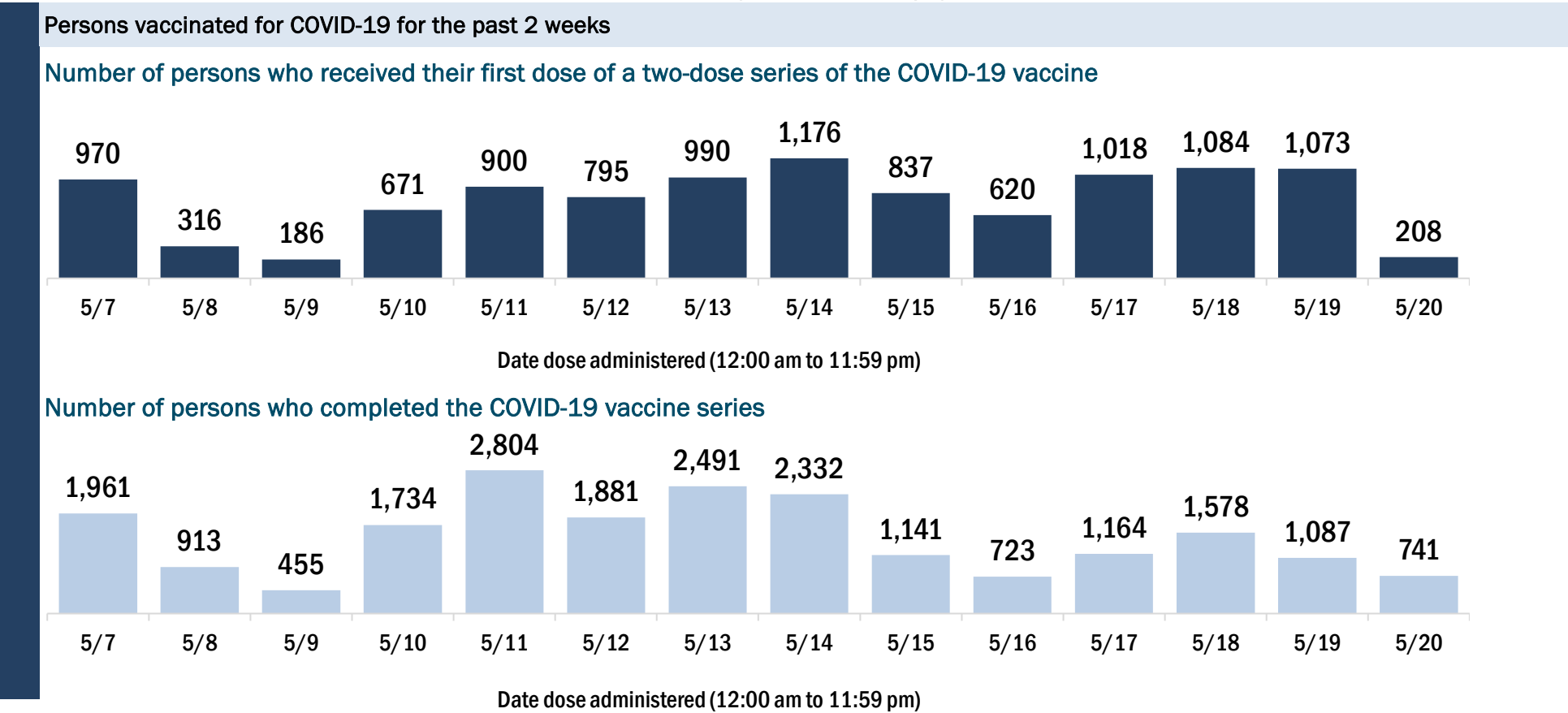
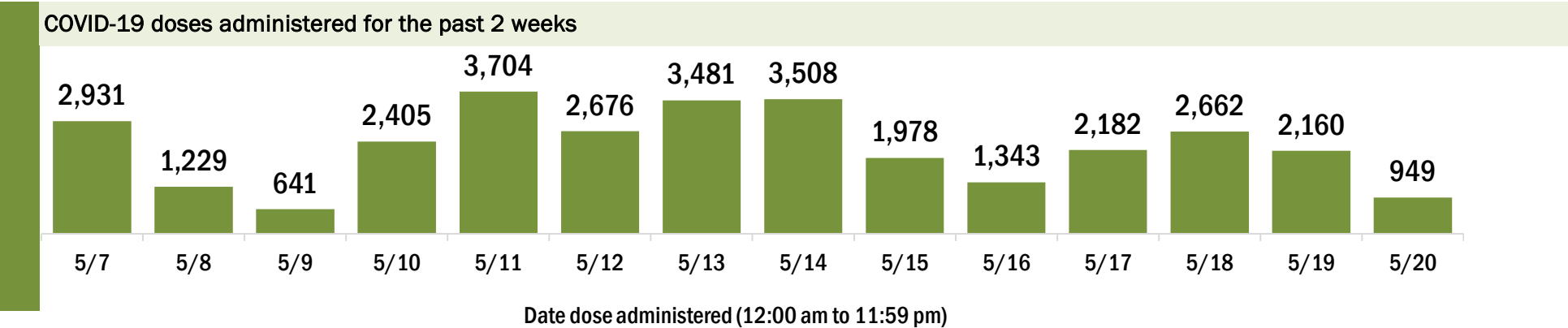
Data in this report are provisional and subject to change.

Data in this summary pertain to COVID-19 vaccines approved by the U.S. Food and Drug Administration and have been issued an Emergency Use Authorization (Janssen COVID-19 Vaccine, Moderna COVID-19 Vaccine and Pfizer-BioNTech COVID-19 Vaccine). These data summarize the number of people who have received either their first dose or have completed the series for a COVID-19 vaccine. **A person can only be counted in one category, first dose or series complete.** For persons receiving Moderna or Pfizer vaccines, once they receive their second dose, they are moved from the first dose column to the series completed column. **Because of this, the total first dose category may show a change from report to report not matching the total receiving their first dose from the previous day.** Persons receiving Johnson & Johnson vaccines will always be counted in the series completed column.

COVID-19 doses for vaccinated persons in Florida	
Doses administered	402,068
People receiving one dose of a 1-dose series (Johnson & Johnson) or receiving only one dose of a 2-dose series (Moderna, Pfizer) count once. Persons receiving both doses of a 2-dose series count twice.	

Current status of persons vaccinated for COVID-19 in Florida	
Total people vaccinated	233,376
First dose	43,334
Series completed	190,042
Completed 1-dose series	21,350
Completed 2-dose series	168,692
First dose: current number of people who have only received their first dose of the Moderna or Pfizer vaccine.	
Series complete: current number of people who have received both Moderna or Pfizer vaccine doses or one Johnson & Johnson dose and are considered fully immunized.	

Demographic summary	First dose	Series complete	Total people vaccinated
Age group	43,334	190,042	233,376
12-14 years	876	0	876
15-24 years	4,793	8,769	13,562
25-34 years	4,220	10,551	14,771
35-44 years	4,810	13,921	18,731
45-54 years	6,092	21,480	27,572
55-64 years	9,424	39,858	49,282
65-74 years	7,734	54,696	62,430
75-84 years	3,908	30,281	34,189
85+ years	1,477	10,486	11,963
Race	43,334	190,042	233,376
White	26,858	125,819	152,677
Black	2,735	9,572	12,307
American Indian/Alaskan	194	627	821
Other	5,074	21,192	26,266
Unknown	8,473	32,832	41,305
Other race includes Asian, native Hawaiian/Pacific Islander, or other.			
Ethnicity	43,334	190,042	233,376
Hispanic	5,306	13,515	18,821
Non-Hispanic	21,456	100,488	121,944
Unknown	16,572	76,039	92,611
Gender	43,334	190,042	233,376
Female	22,818	105,100	127,918
Male	20,005	81,983	101,988
Unknown	511	2,959	3,470



COVID-19: Wakulla County vaccine summary

Vaccination data through May 20, 2021 as of May 21, 2021 at 12:05 AM

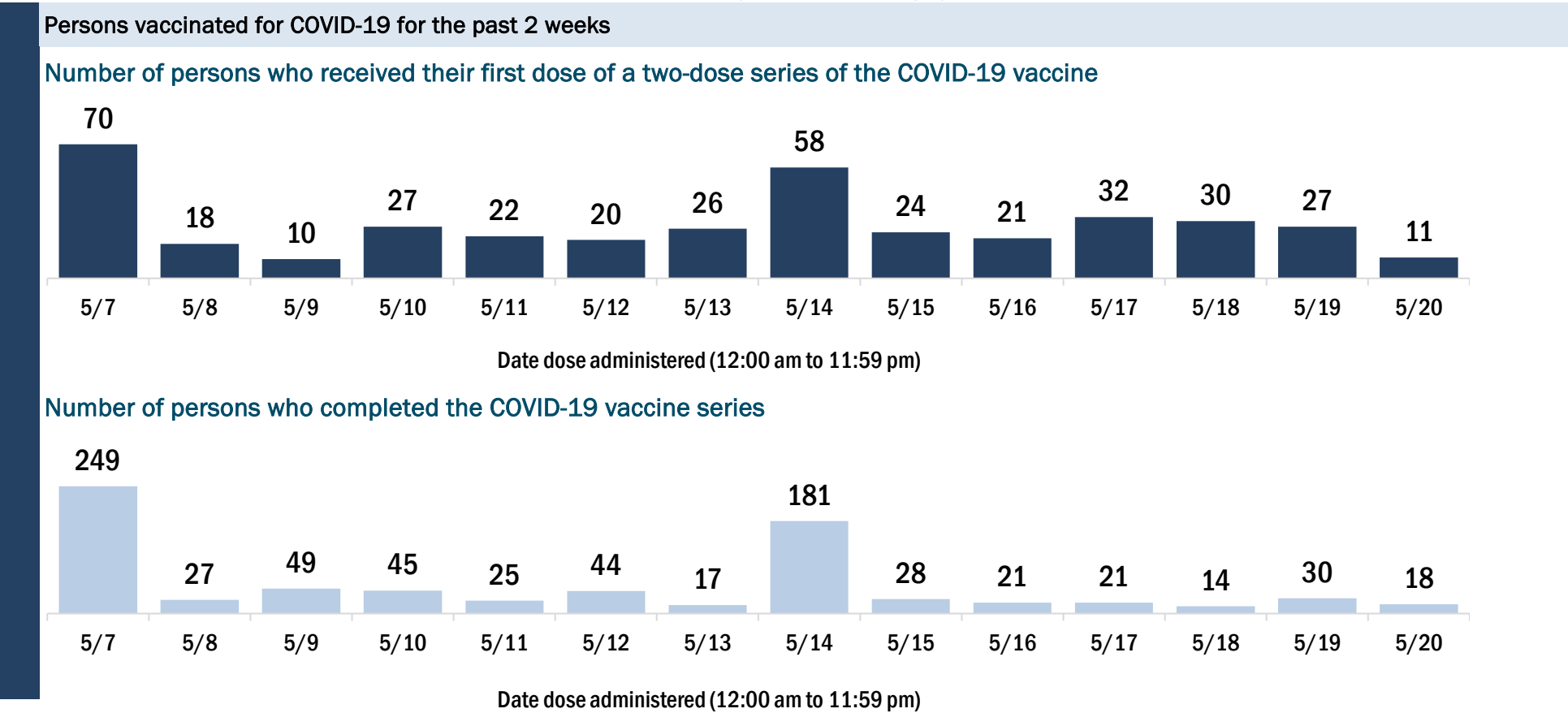
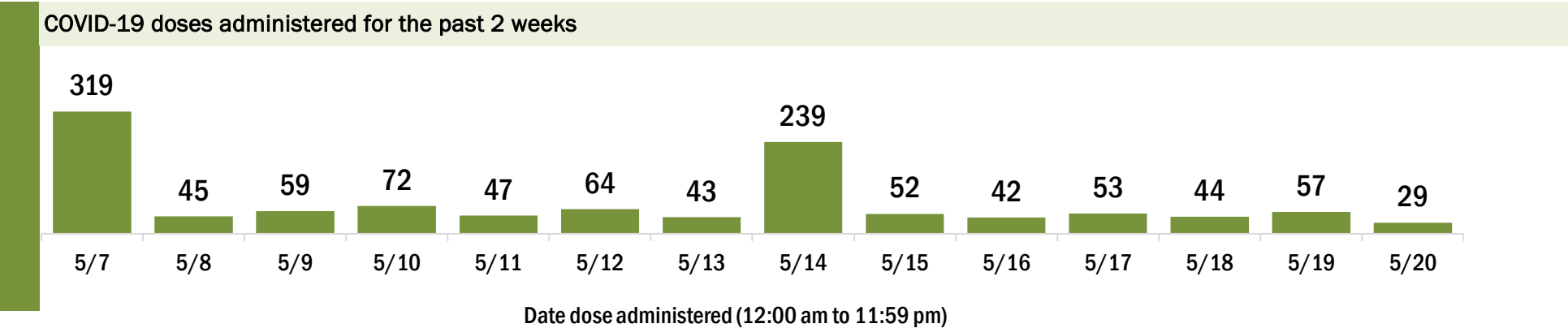
Data in this report are provisional and subject to change.

Data in this summary pertain to COVID-19 vaccines approved by the U.S. Food and Drug Administration and have been issued an Emergency Use Authorization (Janssen COVID-19 Vaccine, Moderna COVID-19 Vaccine and Pfizer-BioNTech COVID-19 Vaccine). These data summarize the number of people who have received either their first dose or have completed the series for a COVID-19 vaccine. **A person can only be counted in one category, first dose or series complete.** For persons receiving Moderna or Pfizer vaccines, once they receive their second dose, they are moved from the first dose column to the series completed column. **Because of this, the total first dose category may show a change from report to report not matching the total receiving their first dose from the previous day.** Persons receiving Johnson & Johnson vaccines will always be counted in the series completed column.

COVID-19 doses for vaccinated persons in Florida	
Doses administered	19,461
People receiving one dose of a 1-dose series (Johnson & Johnson) or receiving only one dose of a 2-dose series (Moderna, Pfizer) count once. Persons receiving both doses of a 2-dose series count twice.	

Current status of persons vaccinated for COVID-19 in Florida	
Total people vaccinated	11,332
First dose	2,586
Series completed	8,746
Completed 1-dose series	617
Completed 2-dose series	8,129
First dose: current number of people who have only received their first dose of the Moderna or Pfizer vaccine.	
Series complete: current number of people who have received both Moderna or Pfizer vaccine doses or one Johnson & Johnson dose and are considered fully immunized.	

Demographic summary	First dose	Series complete	Total people vaccinated
Age group	2,586	8,746	11,332
12-14 years	28	0	28
15-24 years	171	337	508
25-34 years	327	517	844
35-44 years	411	792	1,203
45-54 years	475	1,181	1,656
55-64 years	520	1,981	2,501
65-74 years	416	2,511	2,927
75-84 years	180	1,158	1,338
85+ years	58	269	327
Race	2,586	8,746	11,332
White	1,801	6,516	8,317
Black	508	668	1,176
American Indian/Alaskan	5	40	45
Other	120	1,071	1,191
Unknown	152	451	603
Other race includes Asian, native Hawaiian/Pacific Islander, or other.			
Ethnicity	2,586	8,746	11,332
Hispanic	48	186	234
Non-Hispanic	1,229	7,023	8,252
Unknown	1,309	1,537	2,846
Gender	2,586	8,746	11,332
Female	918	4,869	5,787
Male	1,667	3,876	5,543
Unknown	1	1	2



COVID-19: Walton County vaccine summary

Vaccination data through May 20, 2021 as of May 21, 2021 at 12:05 AM

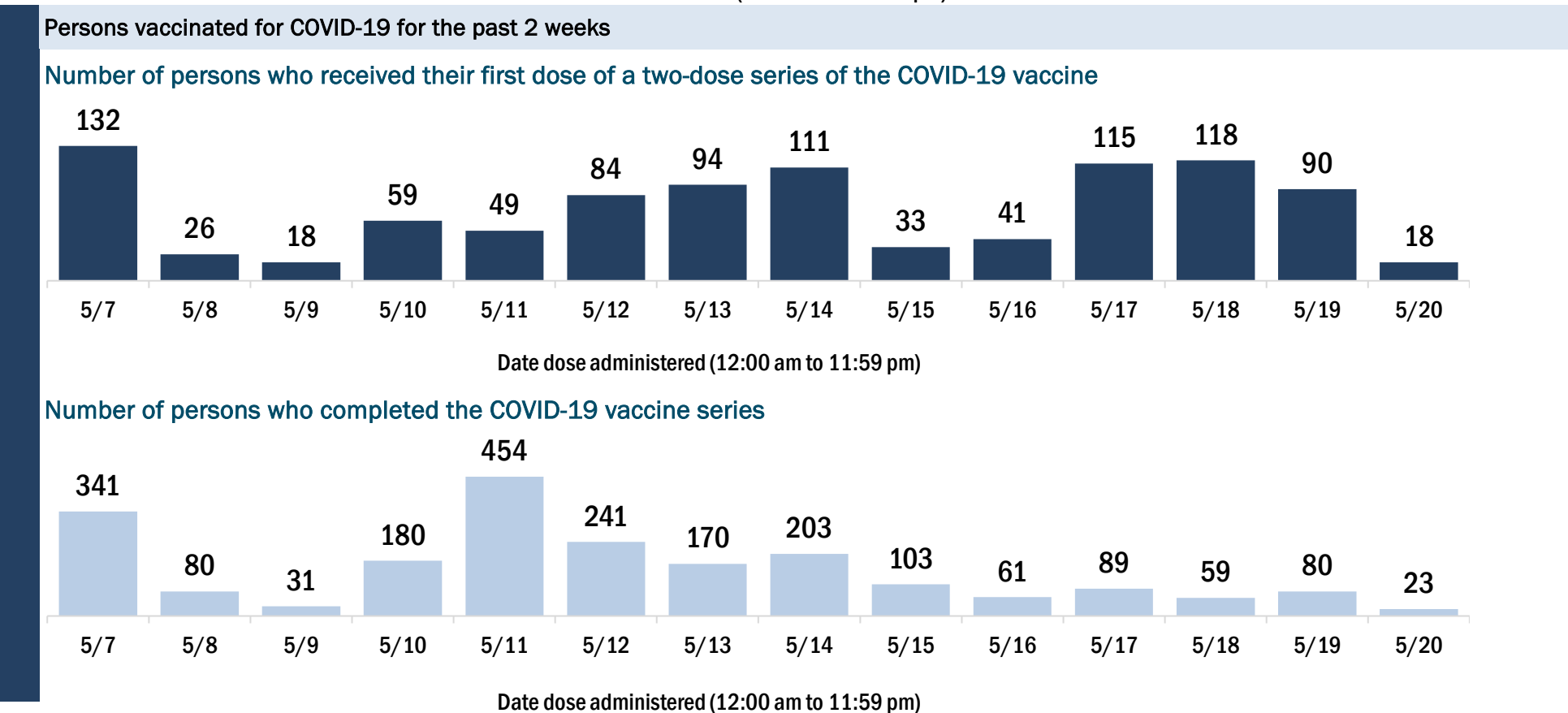
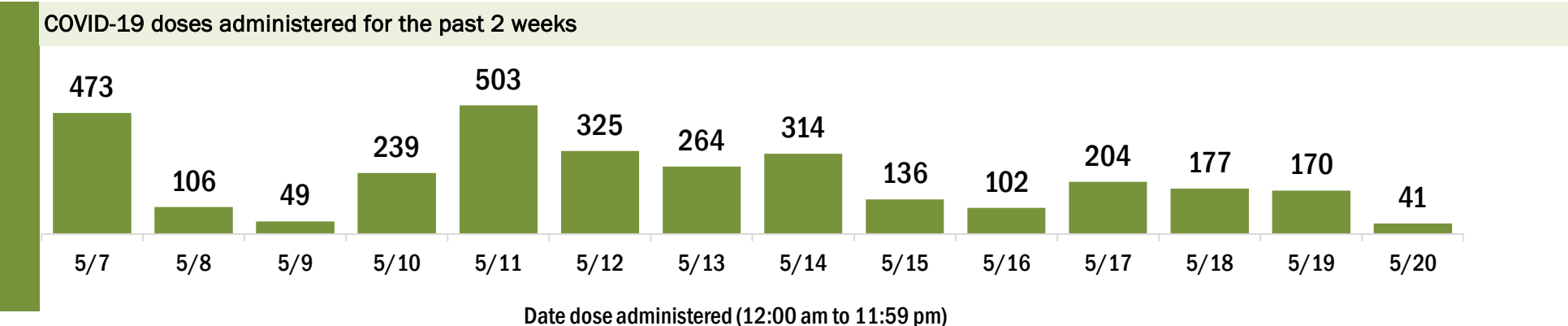
Data in this report are provisional and subject to change.

Data in this summary pertain to COVID-19 vaccines approved by the U.S. Food and Drug Administration and have been issued an Emergency Use Authorization (Janssen COVID-19 Vaccine, Moderna COVID-19 Vaccine and Pfizer-BioNTech COVID-19 Vaccine). These data summarize the number of people who have received either their first dose or have completed the series for a COVID-19 vaccine. **A person can only be counted in one category, first dose or series complete.** For persons receiving Moderna or Pfizer vaccines, once they receive their second dose, they are moved from the first dose column to the series completed column. **Because of this, the total first dose category may show a change from report to report not matching the total receiving their first dose from the previous day.** Persons receiving Johnson & Johnson vaccines will always be counted in the series completed column.

COVID-19 doses for vaccinated persons in Florida	
Doses administered	46,483
People receiving one dose of a 1-dose series (Johnson & Johnson) or receiving only one dose of a 2-dose series (Moderna, Pfizer) count once. Persons receiving both doses of a 2-dose series count twice.	

Current status of persons vaccinated for COVID-19 in Florida	
Total people vaccinated	26,746
First dose	5,455
Series completed	21,291
Completed 1-dose series	1,554
Completed 2-dose series	19,737
First dose: current number of people who have only received their first dose of the Moderna or Pfizer vaccine.	
Series complete: current number of people who have received both Moderna or Pfizer vaccine doses or one Johnson & Johnson dose and are considered fully immunized.	

Demographic summary	First dose	Series complete	Total people vaccinated
Age group	5,455	21,291	26,746
12-14 years	41	0	41
15-24 years	430	605	1,035
25-34 years	524	1,012	1,536
35-44 years	650	1,819	2,469
45-54 years	843	2,563	3,406
55-64 years	1,174	4,978	6,152
65-74 years	1,160	6,637	7,797
75-84 years	508	2,896	3,404
85+ years	125	781	906
Race	5,455	21,291	26,746
White	3,829	15,871	19,700
Black	218	525	743
American Indian/Alaskan	24	95	119
Other	391	1,090	1,481
Unknown	993	3,710	4,703
Other race includes Asian, native Hawaiian/Pacific Islander, or other.			
Ethnicity	5,455	21,291	26,746
Hispanic	337	674	1,011
Non-Hispanic	3,337	14,060	17,397
Unknown	1,781	6,557	8,338
Gender	5,455	21,291	26,746
Female	2,792	11,350	14,142
Male	2,643	9,939	12,582
Unknown	20	2	22



COVID-19: Washington County vaccine summary

Vaccination data through May 20, 2021 as of May 21, 2021 at 12:05 AM

Data in this report are provisional and subject to change.

Data in this summary pertain to COVID-19 vaccines approved by the U.S. Food and Drug Administration and have been issued an Emergency Use Authorization (Janssen COVID-19 Vaccine, Moderna COVID-19 Vaccine and Pfizer-BioNTech COVID-19 Vaccine). These data summarize the number of people who have received either their first dose or have completed the series for a COVID-19 vaccine. **A person can only be counted in one category, first dose or series complete.** For persons receiving Moderna or Pfizer vaccines, once they receive their second dose, they are moved from the first dose column to the series completed column. **Because of this, the total first dose category may show a change from report to report not matching the total receiving their first dose from the previous day.** Persons receiving Johnson & Johnson vaccines will always be counted in the series completed column.

COVID-19 doses for vaccinated persons in Florida	
Doses administered	10,913
People receiving one dose of a 1-dose series (Johnson & Johnson) or receiving only one dose of a 2-dose series (Moderna, Pfizer) count once. Persons receiving both doses of a 2-dose series count twice.	

Current status of persons vaccinated for COVID-19 in Florida	
Total people vaccinated	6,155
First dose	925
Series completed	5,230
Completed 1-dose series	472
Completed 2-dose series	4,758
First dose: current number of people who have only received their first dose of the Moderna or Pfizer vaccine.	
Series complete: current number of people who have received both Moderna or Pfizer vaccine doses or one Johnson & Johnson dose and are considered fully immunized.	

Demographic summary	First dose	Series complete	Total people vaccinated
Age group	925	5,230	6,155
12-14 years	11	0	11
15-24 years	67	97	164
25-34 years	104	250	354
35-44 years	123	411	534
45-54 years	186	623	809
55-64 years	220	1,267	1,487
65-74 years	121	1,480	1,601
75-84 years	66	827	893
85+ years	27	275	302
Race	925	5,230	6,155
White	557	3,914	4,471
Black	121	530	651
American Indian/Alaskan	6	60	66
Other	45	234	279
Unknown	196	492	688
Other race includes Asian, native Hawaiian/Pacific Islander, or other.			
Ethnicity	925	5,230	6,155
Hispanic	24	117	141
Non-Hispanic	682	4,303	4,985
Unknown	219	810	1,029
Gender	925	5,230	6,155
Female	411	2,653	3,064
Male	514	2,577	3,091
Unknown	0	0	0

