

COVID-19: Florida vaccine summary

Vaccination data through May 19, 2021 as of May 20, 2021 at 12:05 AM

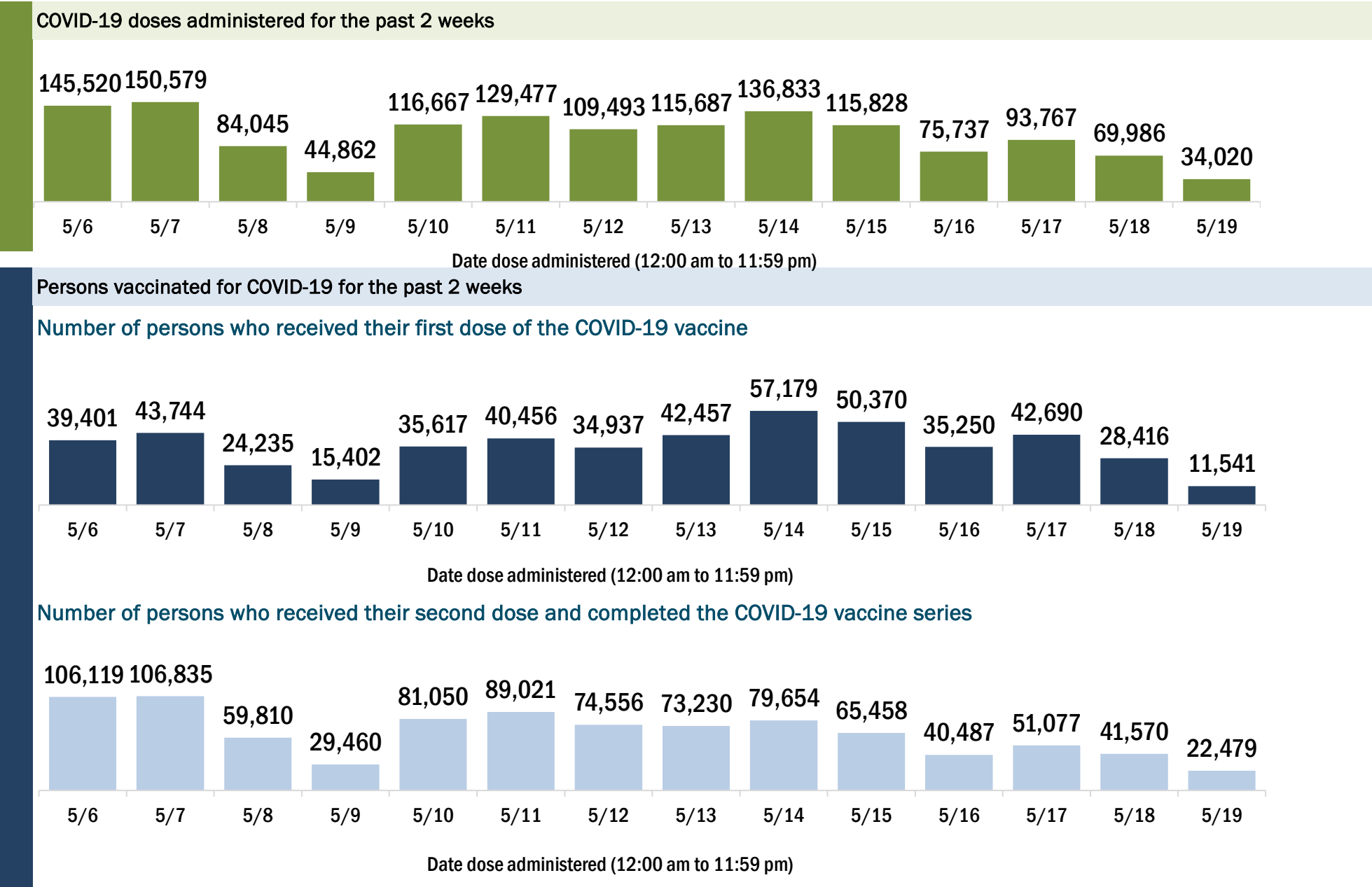
Data in this report are provisional and subject to change. Data are based on county of residence.

Data in this summary pertain to COVID-19 vaccines approved by the U.S. Food and Drug Administration and have been issued an Emergency Use Authorization (Janssen COVID-19 Vaccine, Moderna COVID-19 Vaccine and Pfizer-BioNTech COVID-19 Vaccine). These data summarize the number of people who have received either their first dose or have completed the series for a COVID-19 vaccine. **A person can only be counted in one category, first dose or series complete.** For persons receiving Moderna or Pfizer vaccines, once they receive their second dose, they are moved from the first dose column to the series completed column. **Because of this, the total first dose category may show a change from report to report not matching the total receiving their first dose from the previous day.** Persons receiving Johnson & Johnson vaccines will always be counted in the series completed column.

COVID-19 doses for vaccinated persons in Florida	
Doses administered	16,889,513
People receiving one dose of a 1-dose series (Johnson & Johnson) or receiving only one dose of a 2-dose series (Moderna, Pfizer) count once. Persons receiving both doses of a 2-dose series count twice.	

Current status of persons vaccinated for COVID-19 in Florida	
Total people vaccinated	9,813,737
First dose	2,021,311
Series completed	7,792,426
Completed 1-dose series	716,650
Completed 2-dose series	7,075,776
First dose: current number of people who have only received their first dose of the Moderna or Pfizer vaccine.	
Series complete: current number of people who have received both Moderna or Pfizer vaccine doses or one Johnson & Johnson dose and are considered fully immunized.	

Demographic summary	First dose	Series complete	Total people vaccinated
Age group	2,021,311	7,792,426	9,813,737
12-14 years	39,372	0	39,372
15-24 years	234,993	430,568	665,561
25-34 years	252,266	634,821	887,087
35-44 years	280,160	832,081	1,112,241
45-54 years	305,274	1,099,108	1,404,382
55-64 years	342,291	1,570,395	1,912,686
65-74 years	311,679	1,838,815	2,150,494
75-84 years	180,160	1,041,929	1,222,089
85+ years	75,116	344,709	419,825
Race	2,021,311	7,792,426	9,813,737
White	1,219,568	5,276,221	6,495,789
Black	167,896	527,694	695,590
American Indian/Alaskan	10,152	27,181	37,333
Other	251,836	840,535	1,092,371
Unknown	371,859	1,120,795	1,492,654
Other race includes Asian, native Hawaiian/Pacific Islander, or other.			
Ethnicity	2,021,311	7,792,426	9,813,737
Hispanic	459,127	1,242,990	1,702,117
Non-Hispanic	827,286	4,064,913	4,892,199
Unknown	734,898	2,484,523	3,219,421
Gender	2,021,311	7,792,426	9,813,737
Female	1,059,779	4,289,351	5,349,130
Male	950,864	3,491,426	4,442,290
Unknown	10,668	11,649	22,317



COVID-19: Alachua County vaccine summary

Vaccination data through May 19, 2021 as of May 20, 2021 at 12:05 AM

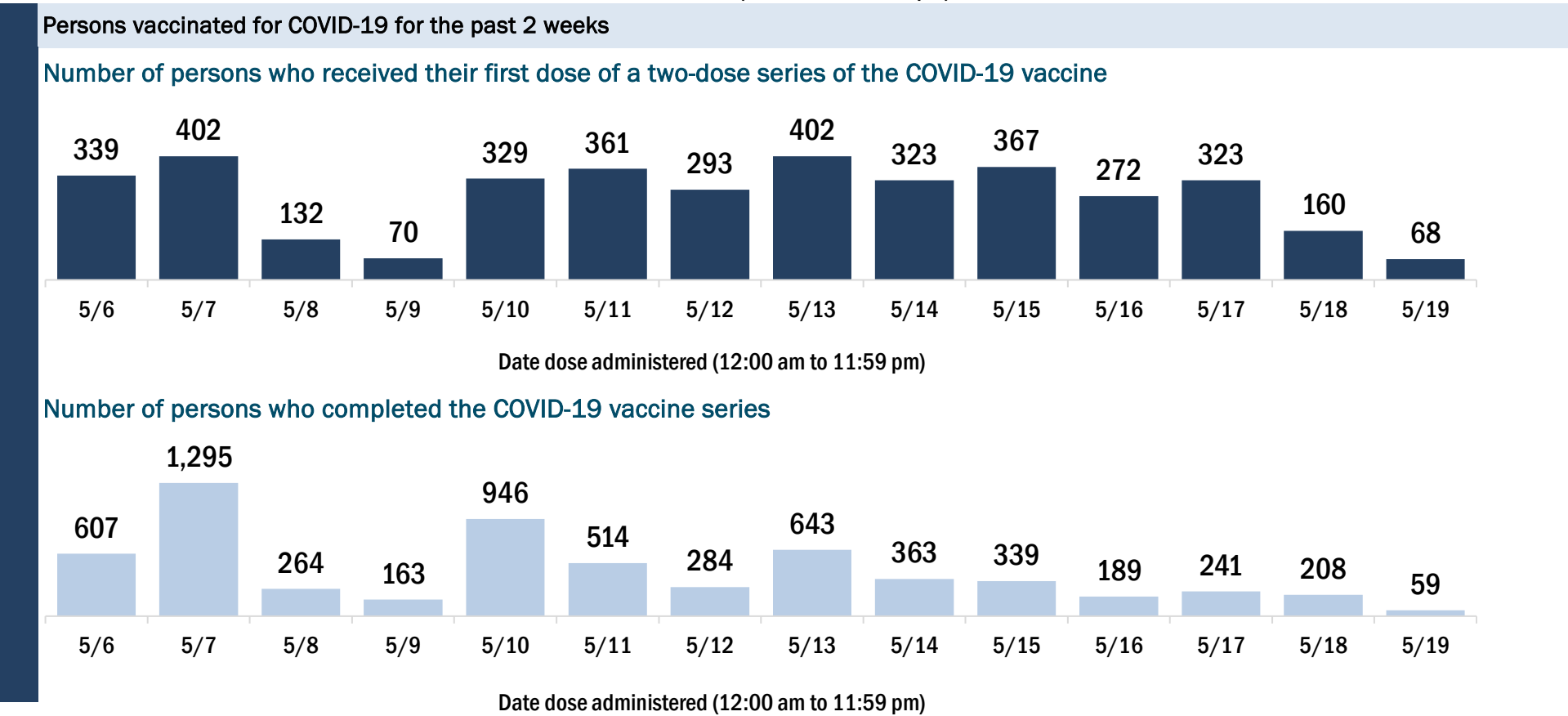
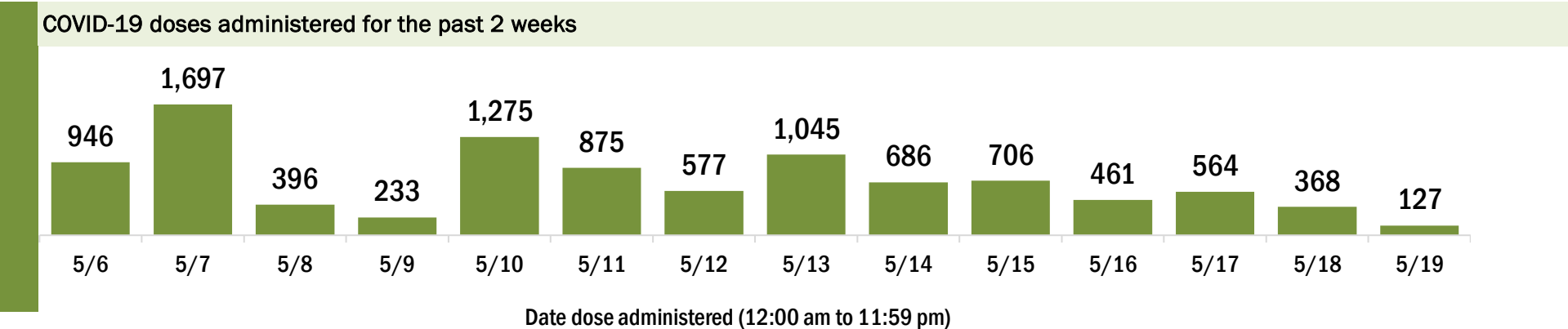
Data in this report are provisional and subject to change.

Data in this summary pertain to COVID-19 vaccines approved by the U.S. Food and Drug Administration and have been issued an Emergency Use Authorization (Janssen COVID-19 Vaccine, Moderna COVID-19 Vaccine and Pfizer-BioNTech COVID-19 Vaccine). These data summarize the number of people who have received either their first dose or have completed the series for a COVID-19 vaccine. **A person can only be counted in one category, first dose or series complete.** For persons receiving Moderna or Pfizer vaccines, once they receive their second dose, they are moved from the first dose column to the series completed column. **Because of this, the total first dose category may show a change from report to report not matching the total receiving their first dose from the previous day.** Persons receiving Johnson & Johnson vaccines will always be counted in the series completed column.

COVID-19 doses for vaccinated persons in Florida	
Doses administered	220,480
People receiving one dose of a 1-dose series (Johnson & Johnson) or receiving only one dose of a 2-dose series (Moderna, Pfizer) count once. Persons receiving both doses of a 2-dose series count twice.	

Current status of persons vaccinated for COVID-19 in Florida	
Total people vaccinated	124,106
First dose	22,828
Series completed	101,278
Completed 1-dose series	4,904
Completed 2-dose series	96,374
First dose: current number of people who have only received their first dose of the Moderna or Pfizer vaccine.	
Series complete: current number of people who have received both Moderna or Pfizer vaccine doses or one Johnson & Johnson dose and are considered fully immunized.	

Demographic summary	First dose	Series complete	Total people vaccinated
Age group	22,828	101,278	124,106
12-14 years	426	0	426
15-24 years	6,903	14,799	21,702
25-34 years	4,624	15,996	20,620
35-44 years	3,363	12,499	15,862
45-54 years	2,548	12,098	14,646
55-64 years	2,544	15,738	18,282
65-74 years	1,437	17,945	19,382
75-84 years	666	8,918	9,584
85+ years	317	3,285	3,602
Race	22,828	101,278	124,106
White	13,603	70,010	83,613
Black	3,216	10,066	13,282
American Indian/Alaskan	107	326	433
Other	4,047	15,822	19,869
Unknown	1,855	5,054	6,909
Other race includes Asian, native Hawaiian/Pacific Islander, or other.			
Ethnicity	22,828	101,278	124,106
Hispanic	3,193	8,987	12,180
Non-Hispanic	13,736	68,789	82,525
Unknown	5,899	23,502	29,401
Gender	22,828	101,278	124,106
Female	11,830	57,527	69,357
Male	10,946	43,707	54,653
Unknown	52	44	96



COVID-19: Baker County vaccine summary

Vaccination data through May 19, 2021 as of May 20, 2021 at 12:05 AM

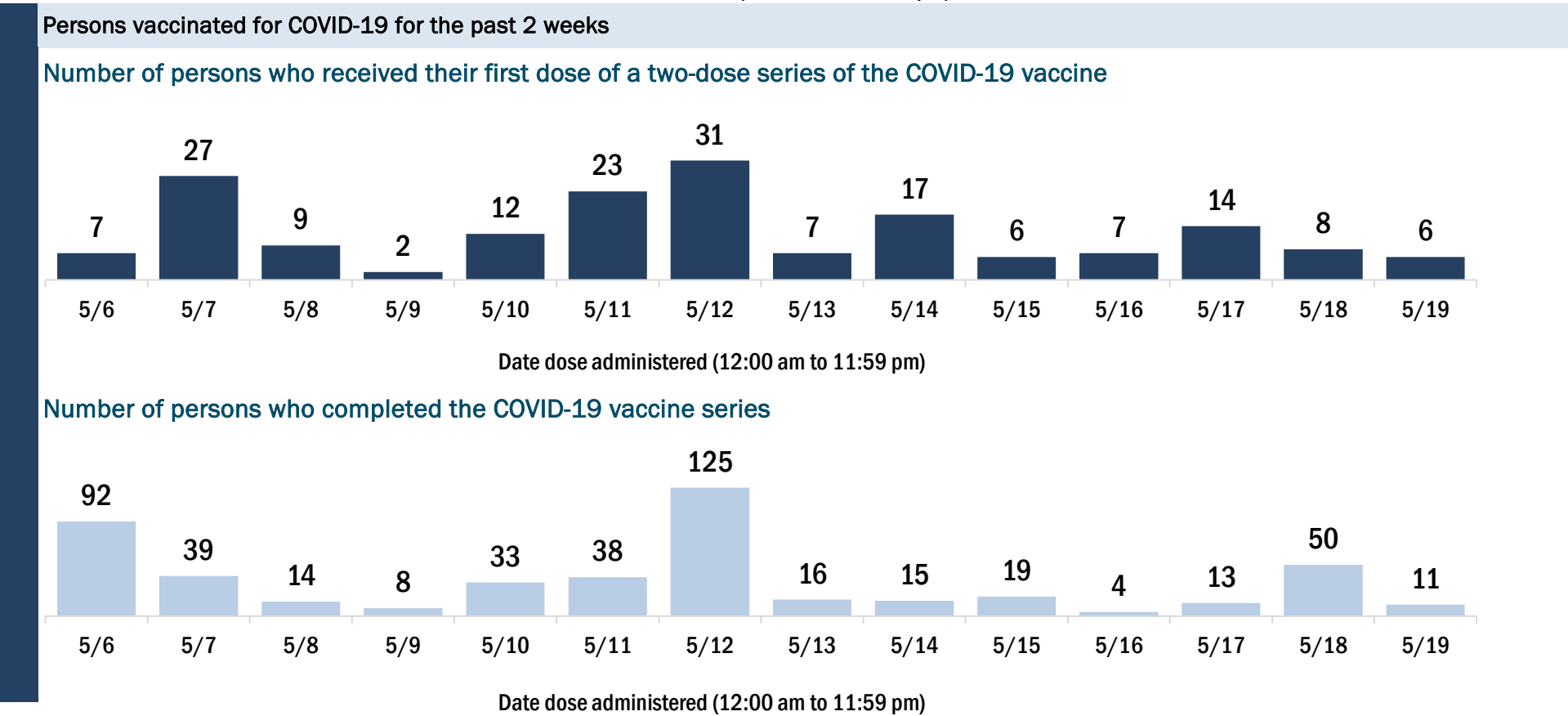
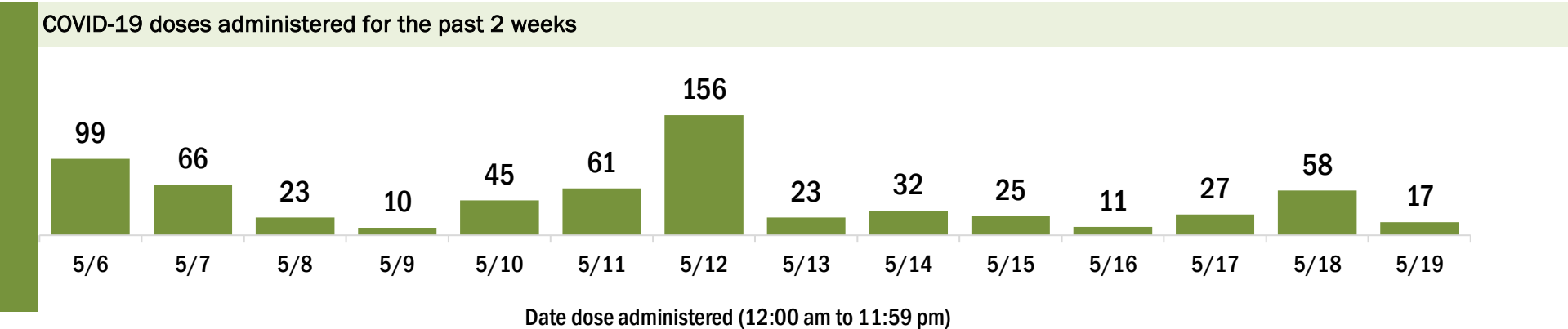
Data in this report are provisional and subject to change.

Data in this summary pertain to COVID-19 vaccines approved by the U.S. Food and Drug Administration and have been issued an Emergency Use Authorization (Janssen COVID-19 Vaccine, Moderna COVID-19 Vaccine and Pfizer-BioNTech COVID-19 Vaccine). These data summarize the number of people who have received either their first dose or have completed the series for a COVID-19 vaccine. **A person can only be counted in one category, first dose or series complete.** For persons receiving Moderna or Pfizer vaccines, once they receive their second dose, they are moved from the first dose column to the series completed column. **Because of this, the total first dose category may show a change from report to report not matching the total receiving their first dose from the previous day.** Persons receiving Johnson & Johnson vaccines will always be counted in the series completed column.

COVID-19 doses for vaccinated persons in Florida	
Doses administered	10,756
People receiving one dose of a 1-dose series (Johnson & Johnson) or receiving only one dose of a 2-dose series (Moderna, Pfizer) count once. Persons receiving both doses of a 2-dose series count twice.	

Current status of persons vaccinated for COVID-19 in Florida	
Total people vaccinated	6,254
First dose	1,559
Series completed	4,695
Completed 1-dose series	193
Completed 2-dose series	4,502
First dose: current number of people who have only received their first dose of the Moderna or Pfizer vaccine.	
Series complete: current number of people who have received both Moderna or Pfizer vaccine doses or one Johnson & Johnson dose and are considered fully immunized.	

Demographic summary	First dose	Series complete	Total people vaccinated
Age group	1,559	4,695	6,254
12-14 years	6	0	6
15-24 years	92	144	236
25-34 years	234	245	479
35-44 years	326	387	713
45-54 years	327	623	950
55-64 years	339	1,057	1,396
65-74 years	145	1,348	1,493
75-84 years	61	697	758
85+ years	29	194	223
Race	1,559	4,695	6,254
White	950	3,728	4,678
Black	446	478	924
American Indian/Alaskan	3	21	24
Other	106	248	354
Unknown	54	220	274
Other race includes Asian, native Hawaiian/Pacific Islander, or other.			
Ethnicity	1,559	4,695	6,254
Hispanic	35	107	142
Non-Hispanic	739	3,490	4,229
Unknown	785	1,098	1,883
Gender	1,559	4,695	6,254
Female	479	2,539	3,018
Male	1,072	2,154	3,226
Unknown	8	2	10



COVID-19: Bay County vaccine summary

Vaccination data through May 19, 2021 as of May 20, 2021 at 12:05 AM

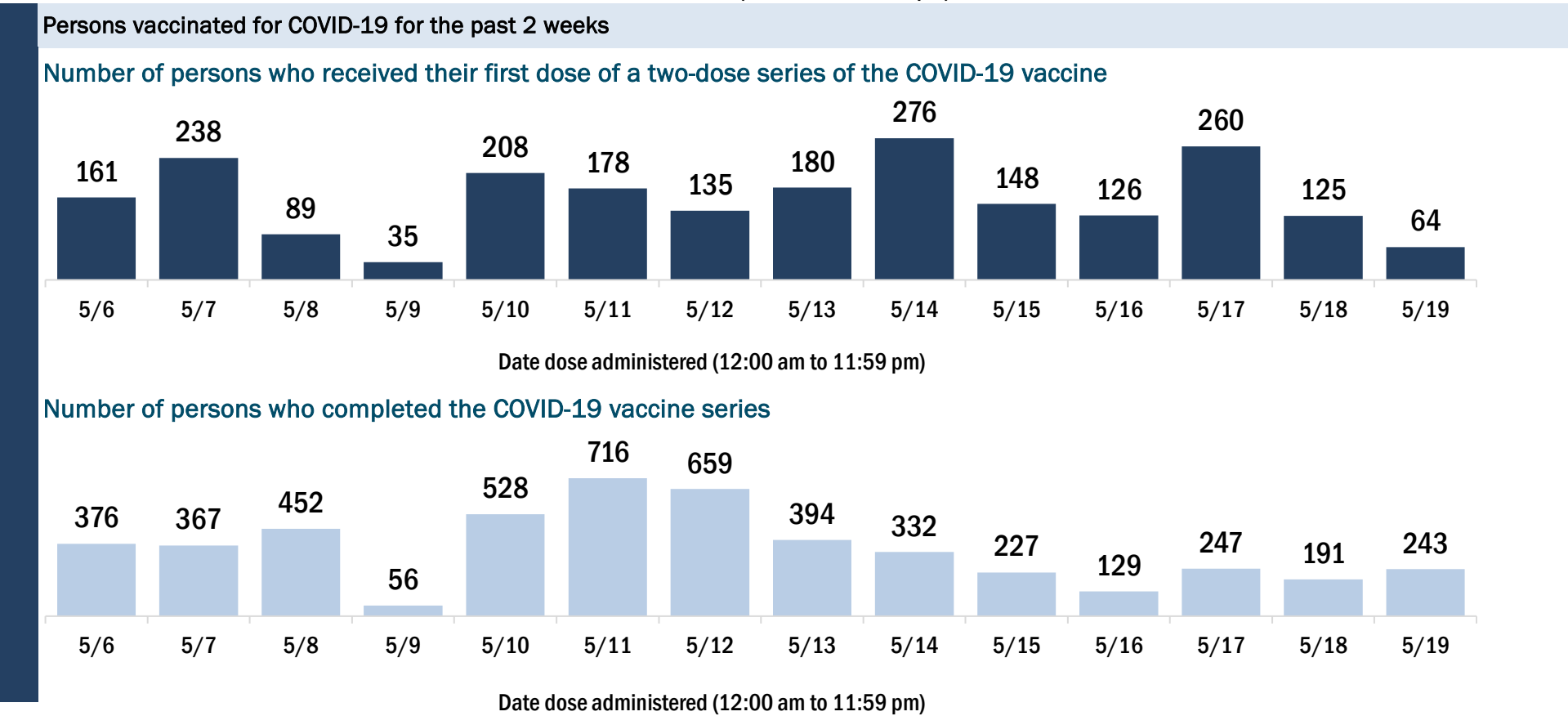
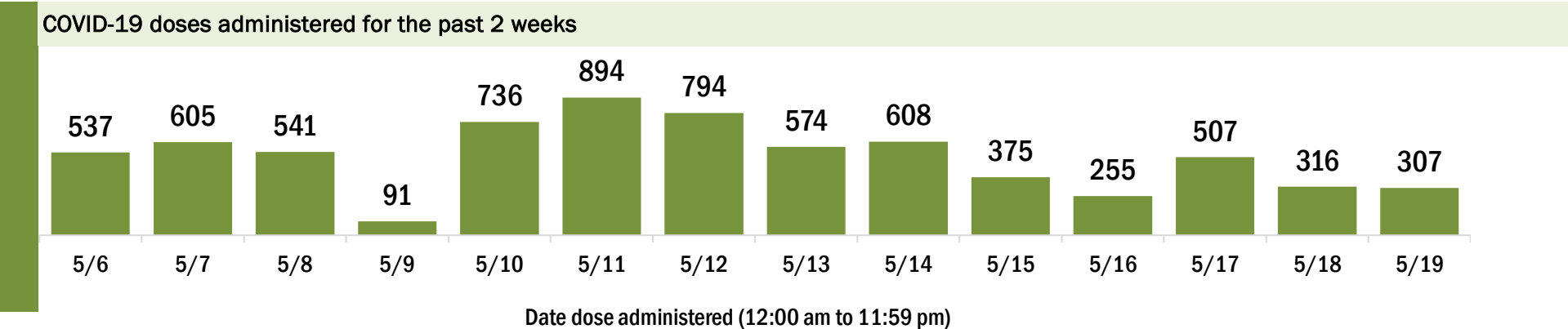
Data in this report are provisional and subject to change.

Data in this summary pertain to COVID-19 vaccines approved by the U.S. Food and Drug Administration and have been issued an Emergency Use Authorization (Janssen COVID-19 Vaccine, Moderna COVID-19 Vaccine and Pfizer-BioNTech COVID-19 Vaccine). These data summarize the number of people who have received either their first dose or have completed the series for a COVID-19 vaccine. **A person can only be counted in one category, first dose or series complete.** For persons receiving Moderna or Pfizer vaccines, once they receive their second dose, they are moved from the first dose column to the series completed column. **Because of this, the total first dose category may show a change from report to report not matching the total receiving their first dose from the previous day.** Persons receiving Johnson & Johnson vaccines will always be counted in the series completed column.

COVID-19 doses for vaccinated persons in Florida	
Doses administered	94,888
People receiving one dose of a 1-dose series (Johnson & Johnson) or receiving only one dose of a 2-dose series (Moderna, Pfizer) count once. Persons receiving both doses of a 2-dose series count twice.	

Current status of persons vaccinated for COVID-19 in Florida	
Total people vaccinated	55,197
First dose	9,509
Series completed	45,688
Completed 1-dose series	5,997
Completed 2-dose series	39,691
First dose: current number of people who have only received their first dose of the Moderna or Pfizer vaccine.	
Series complete: current number of people who have received both Moderna or Pfizer vaccine doses or one Johnson & Johnson dose and are considered fully immunized.	

Demographic summary	First dose	Series complete	Total people vaccinated
Age group	9,509	45,688	55,197
12-14 years	93	0	93
15-24 years	1,011	1,765	2,776
25-34 years	1,130	2,847	3,977
35-44 years	1,306	4,246	5,552
45-54 years	1,549	5,887	7,436
55-64 years	2,097	10,426	12,523
65-74 years	1,385	12,463	13,848
75-84 years	678	6,149	6,827
85+ years	260	1,905	2,165
Race	9,509	45,688	55,197
White	5,811	31,930	37,741
Black	755	2,974	3,729
American Indian/Alaskan	44	219	263
Other	1,281	3,774	5,055
Unknown	1,618	6,791	8,409
Other race includes Asian, native Hawaiian/Pacific Islander, or other.			
Ethnicity	9,509	45,688	55,197
Hispanic	805	2,091	2,896
Non-Hispanic	5,372	27,986	33,358
Unknown	3,332	15,611	18,943
Gender	9,509	45,688	55,197
Female	5,194	25,119	30,313
Male	4,311	20,562	24,873
Unknown	4	7	11



COVID-19: Bradford County vaccine summary

Vaccination data through May 19, 2021 as of May 20, 2021 at 12:05 AM

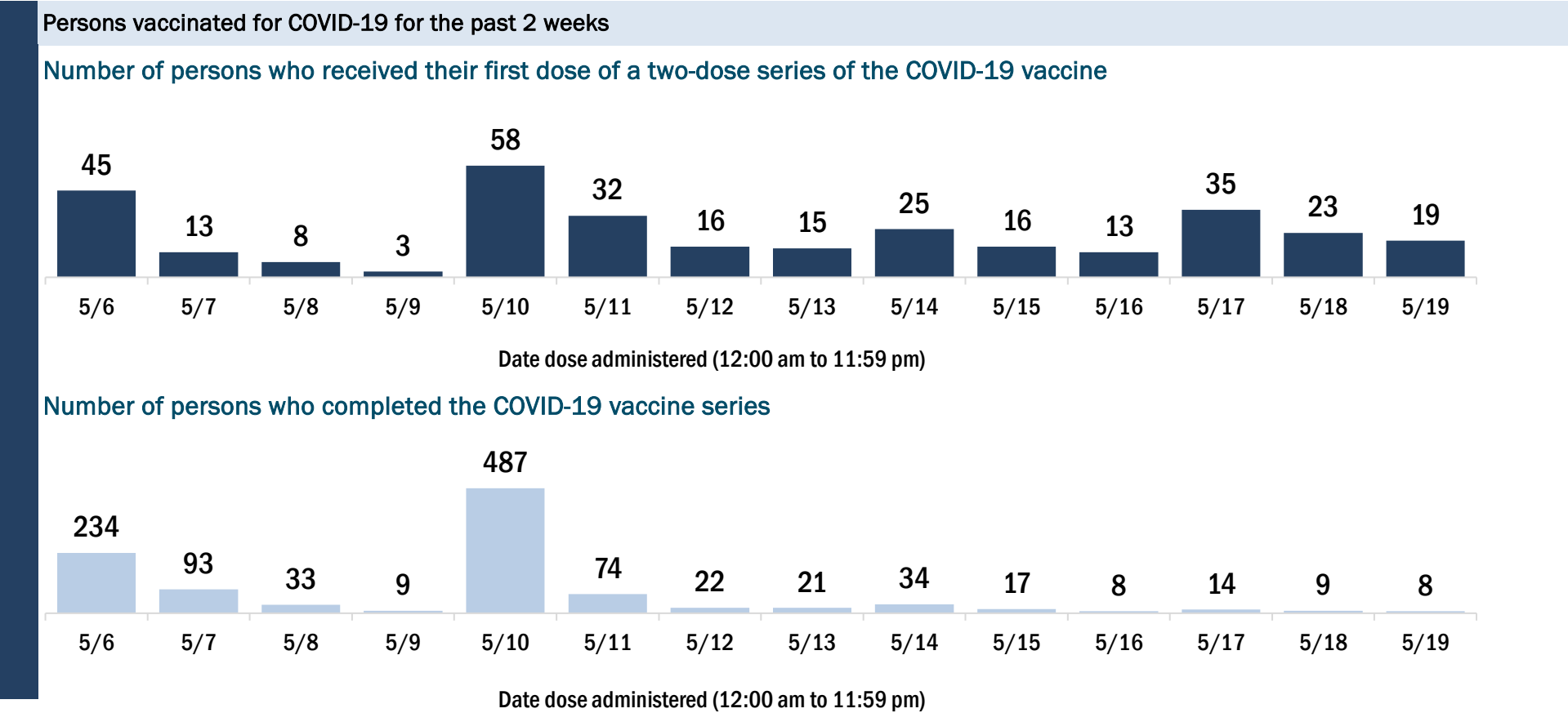
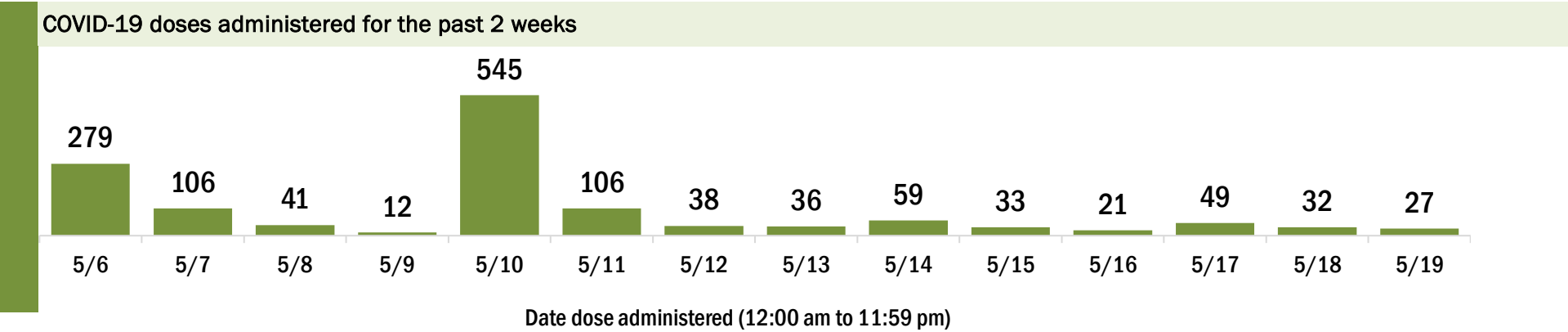
Data in this report are provisional and subject to change.

Data in this summary pertain to COVID-19 vaccines approved by the U.S. Food and Drug Administration and have been issued an Emergency Use Authorization (Janssen COVID-19 Vaccine, Moderna COVID-19 Vaccine and Pfizer-BioNTech COVID-19 Vaccine). These data summarize the number of people who have received either their first dose or have completed the series for a COVID-19 vaccine. **A person can only be counted in one category, first dose or series complete.** For persons receiving Moderna or Pfizer vaccines, once they receive their second dose, they are moved from the first dose column to the series completed column. **Because of this, the total first dose category may show a change from report to report not matching the total receiving their first dose from the previous day.** Persons receiving Johnson & Johnson vaccines will always be counted in the series completed column.

COVID-19 doses for vaccinated persons in Florida	
Doses administered	14,611
People receiving one dose of a 1-dose series (Johnson & Johnson) or receiving only one dose of a 2-dose series (Moderna, Pfizer) count once. Persons receiving both doses of a 2-dose series count twice.	

Current status of persons vaccinated for COVID-19 in Florida	
Total people vaccinated	8,950
First dose	2,891
Series completed	6,059
Completed 1-dose series	398
Completed 2-dose series	5,661
First dose: current number of people who have only received their first dose of the Moderna or Pfizer vaccine.	
Series complete: current number of people who have received both Moderna or Pfizer vaccine doses or one Johnson & Johnson dose and are considered fully immunized.	

Demographic summary	First dose	Series complete	Total people vaccinated
Age group	2,891	6,059	8,950
12-14 years	5	0	5
15-24 years	130	149	279
25-34 years	272	334	606
35-44 years	378	527	905
45-54 years	430	738	1,168
55-64 years	886	1,351	2,237
65-74 years	595	1,688	2,283
75-84 years	160	971	1,131
85+ years	35	301	336
Race	2,891	6,059	8,950
White	1,817	4,462	6,279
Black	876	953	1,829
American Indian/Alaskan	3	32	35
Other	116	442	558
Unknown	79	170	249
Other race includes Asian, native Hawaiian/Pacific Islander, or other.			
Ethnicity	2,891	6,059	8,950
Hispanic	98	153	251
Non-Hispanic	2,131	5,322	7,453
Unknown	662	584	1,246
Gender	2,891	6,059	8,950
Female	492	3,065	3,557
Male	2,398	2,994	5,392
Unknown	1	0	1



COVID-19: Brevard County vaccine summary

Vaccination data through May 19, 2021 as of May 20, 2021 at 12:05 AM

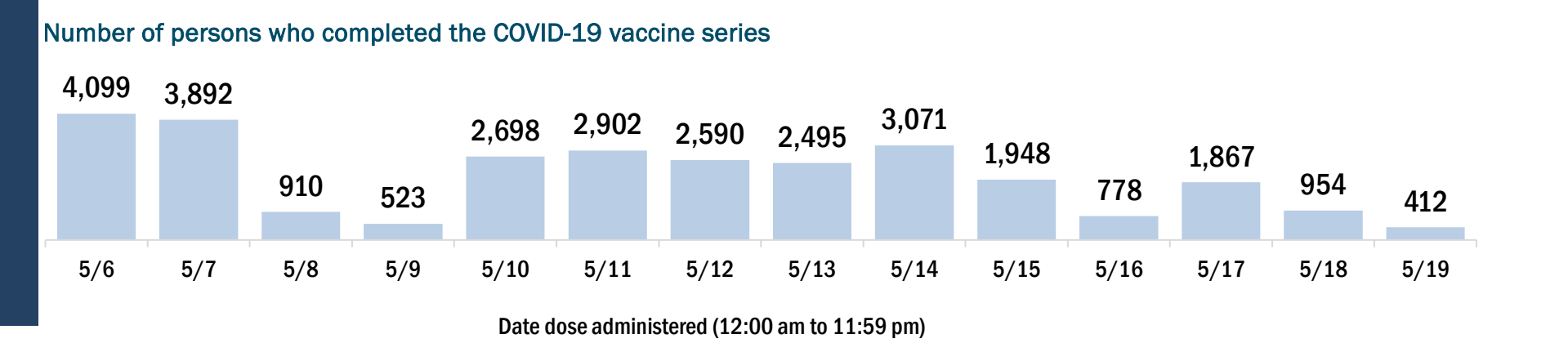
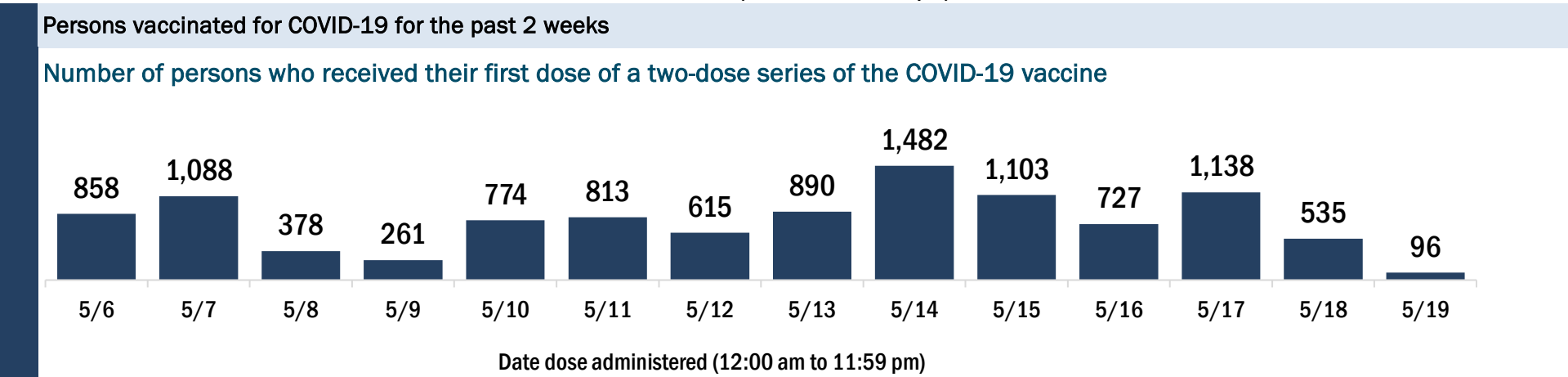
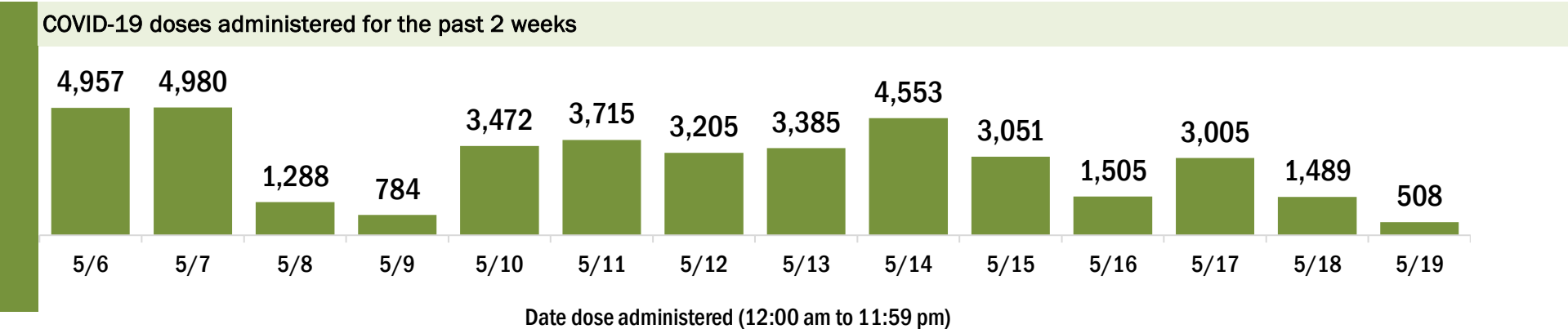
Data in this report are provisional and subject to change.

Data in this summary pertain to COVID-19 vaccines approved by the U.S. Food and Drug Administration and have been issued an Emergency Use Authorization (Janssen COVID-19 Vaccine, Moderna COVID-19 Vaccine and Pfizer-BioNTech COVID-19 Vaccine). These data summarize the number of people who have received either their first dose or have completed the series for a COVID-19 vaccine. **A person can only be counted in one category, first dose or series complete.** For persons receiving Moderna or Pfizer vaccines, once they receive their second dose, they are moved from the first dose column to the series completed column. **Because of this, the total first dose category may show a change from report to report not matching the total receiving their first dose from the previous day.** Persons receiving Johnson & Johnson vaccines will always be counted in the series completed column.

COVID-19 doses for vaccinated persons in Florida	
Doses administered	462,310
People receiving one dose of a 1-dose series (Johnson & Johnson) or receiving only one dose of a 2-dose series (Moderna, Pfizer) count once. Persons receiving both doses of a 2-dose series count twice.	

Current status of persons vaccinated for COVID-19 in Florida	
Total people vaccinated	265,094
First dose	47,314
Series completed	217,780
Completed 1-dose series	20,564
Completed 2-dose series	197,216
First dose: current number of people who have only received their first dose of the Moderna or Pfizer vaccine.	
Series complete: current number of people who have received both Moderna or Pfizer vaccine doses or one Johnson & Johnson dose and are considered fully immunized.	

Demographic summary	First dose	Series complete	Total people vaccinated
Age group	47,314	217,780	265,094
12-14 years	1,151	0	1,151
15-24 years	5,416	9,903	15,319
25-34 years	5,459	14,067	19,526
35-44 years	5,863	18,216	24,079
45-54 years	6,603	25,977	32,580
55-64 years	9,378	49,759	59,137
65-74 years	7,231	56,439	63,670
75-84 years	4,266	31,838	36,104
85+ years	1,947	11,581	13,528
Race	47,314	217,780	265,094
White	30,147	147,632	177,779
Black	3,840	11,599	15,439
American Indian/Alaskan	274	949	1,223
Other	5,104	20,037	25,141
Unknown	7,949	37,563	45,512
Other race includes Asian, native Hawaiian/Pacific Islander, or other.			
Ethnicity	47,314	217,780	265,094
Hispanic	4,276	12,777	17,053
Non-Hispanic	25,940	124,721	150,661
Unknown	17,098	80,282	97,380
Gender	47,314	217,780	265,094
Female	24,912	121,992	146,904
Male	22,283	95,566	117,849
Unknown	119	222	341



COVID-19: Broward County vaccine summary

Vaccination data through May 19, 2021 as of May 20, 2021 at 12:05 AM

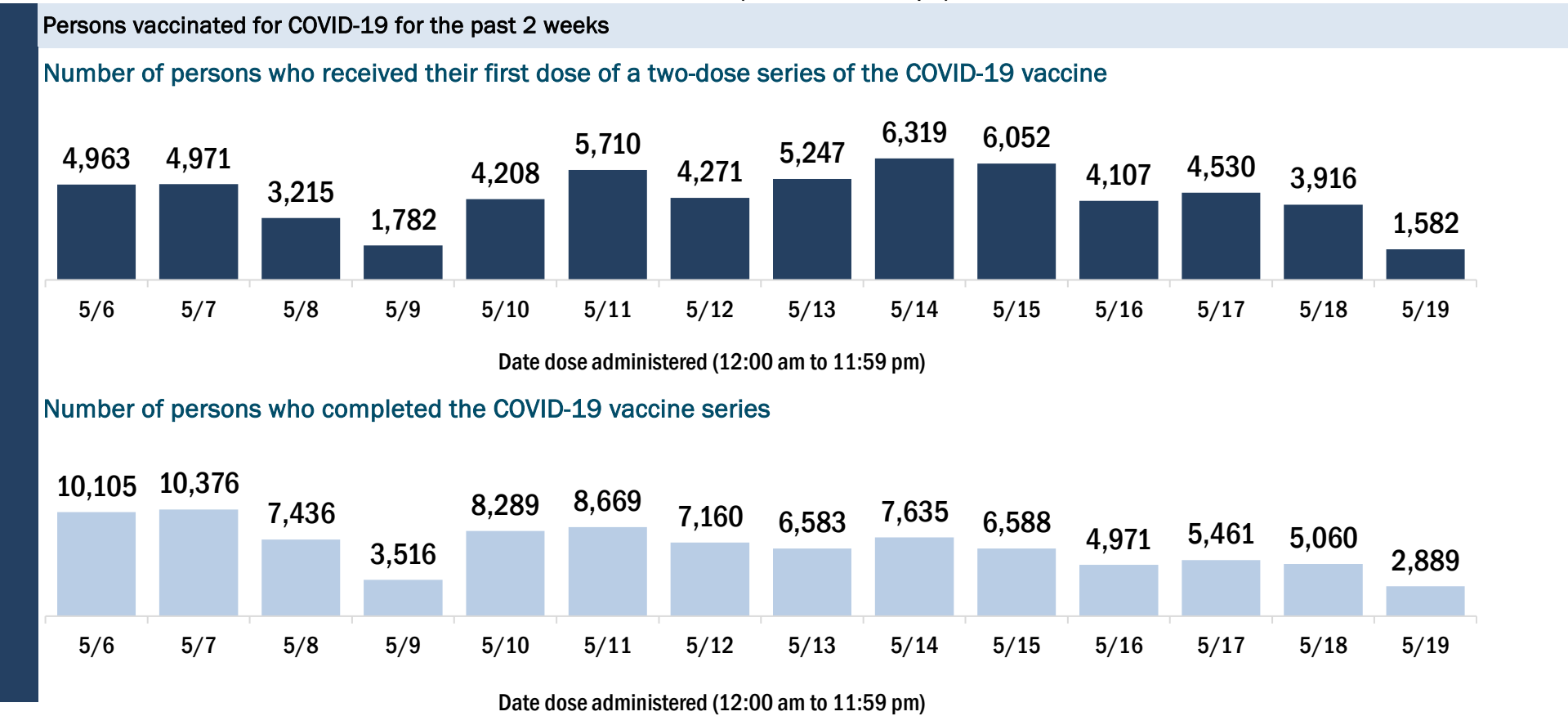
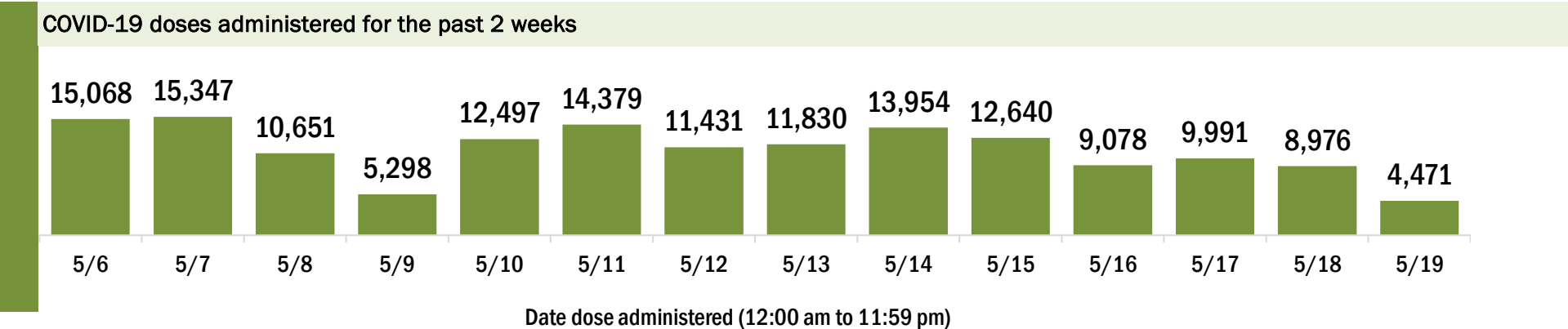
Data in this report are provisional and subject to change.

Data in this summary pertain to COVID-19 vaccines approved by the U.S. Food and Drug Administration and have been issued an Emergency Use Authorization (Janssen COVID-19 Vaccine, Moderna COVID-19 Vaccine and Pfizer-BioNTech COVID-19 Vaccine). These data summarize the number of people who have received either their first dose or have completed the series for a COVID-19 vaccine. **A person can only be counted in one category, first dose or series complete.** For persons receiving Moderna or Pfizer vaccines, once they receive their second dose, they are moved from the first dose column to the series completed column. **Because of this, the total first dose category may show a change from report to report not matching the total receiving their first dose from the previous day.** Persons receiving Johnson & Johnson vaccines will always be counted in the series completed column.

COVID-19 doses for vaccinated persons in Florida	
Doses administered	1,596,891
People receiving one dose of a 1-dose series (Johnson & Johnson) or receiving only one dose of a 2-dose series (Moderna, Pfizer) count once. Persons receiving both doses of a 2-dose series count twice.	

Current status of persons vaccinated for COVID-19 in Florida	
Total people vaccinated	936,582
First dose	213,224
Series completed	723,358
Completed 1-dose series	63,049
Completed 2-dose series	660,309
First dose: current number of people who have only received their first dose of the Moderna or Pfizer vaccine.	
Series complete: current number of people who have received both Moderna or Pfizer vaccine doses or one Johnson & Johnson dose and are considered fully immunized.	

Demographic summary	First dose	Series complete	Total people vaccinated
Age group	213,224	723,358	936,582
12-14 years	4,843	0	4,843
15-24 years	26,903	45,368	72,271
25-34 years	26,376	64,549	90,925
35-44 years	32,769	93,480	126,249
45-54 years	36,605	126,246	162,851
55-64 years	36,103	158,418	194,521
65-74 years	28,035	139,544	167,579
75-84 years	14,666	70,183	84,849
85+ years	6,924	25,570	32,494
Race	213,224	723,358	936,582
White	116,175	441,736	557,911
Black	29,592	88,893	118,485
American Indian/Alaskan	1,165	2,928	4,093
Other	25,423	87,334	112,757
Unknown	40,869	102,467	143,336
Other race includes Asian, native Hawaiian/Pacific Islander, or other.			
Ethnicity	213,224	723,358	936,582
Hispanic	64,334	173,461	237,795
Non-Hispanic	76,480	343,473	419,953
Unknown	72,410	206,424	278,834
Gender	213,224	723,358	936,582
Female	112,042	389,050	501,092
Male	100,545	332,957	433,502
Unknown	637	1,351	1,988



COVID-19: Calhoun County vaccine summary

Vaccination data through May 19, 2021 as of May 20, 2021 at 12:05 AM

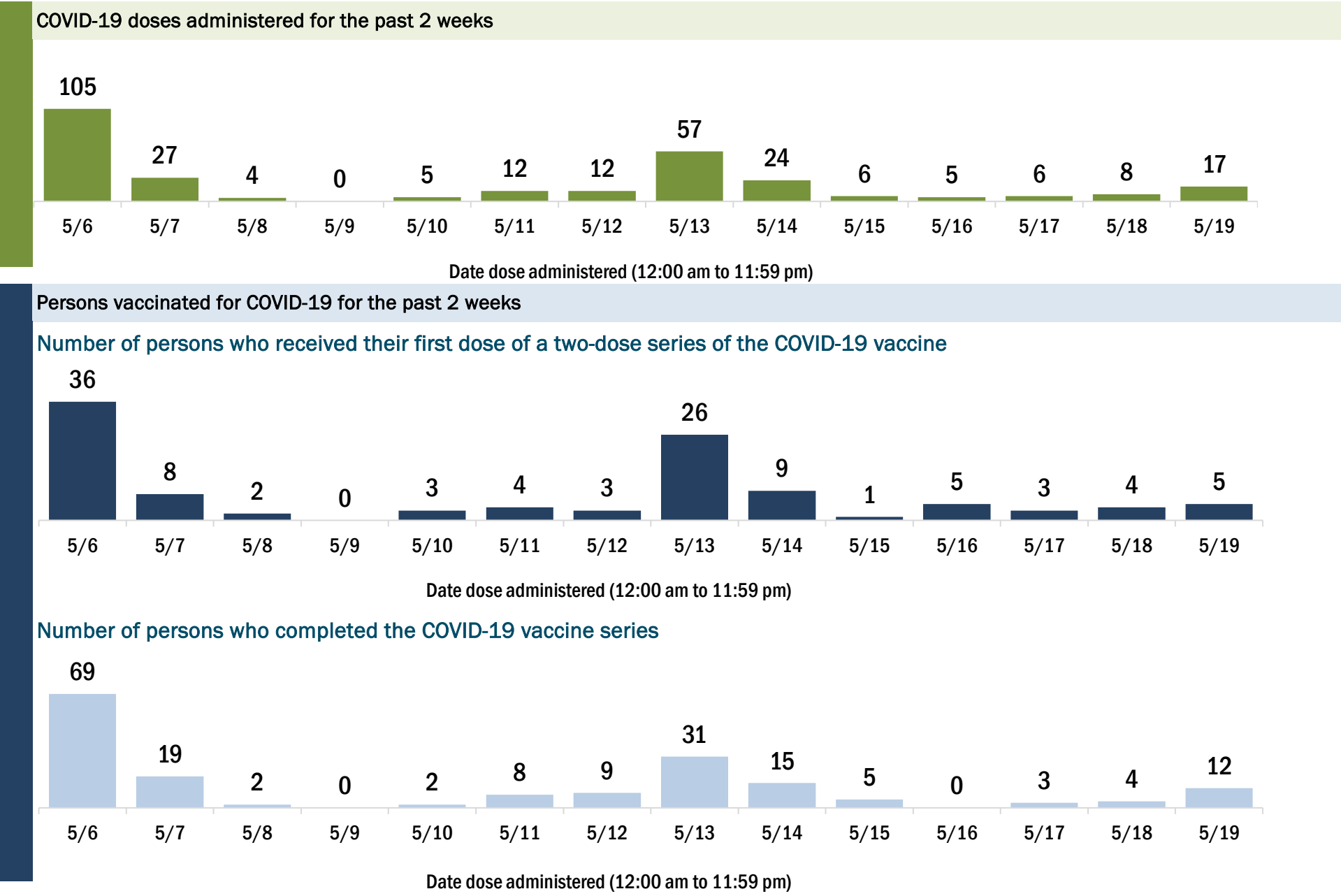
Data in this report are provisional and subject to change.

Data in this summary pertain to COVID-19 vaccines approved by the U.S. Food and Drug Administration and have been issued an Emergency Use Authorization (Janssen COVID-19 Vaccine, Moderna COVID-19 Vaccine and Pfizer-BioNTech COVID-19 Vaccine). These data summarize the number of people who have received either their first dose or have completed the series for a COVID-19 vaccine. **A person can only be counted in one category, first dose or series complete.** For persons receiving Moderna or Pfizer vaccines, once they receive their second dose, they are moved from the first dose column to the series completed column. **Because of this, the total first dose category may show a change from report to report not matching the total receiving their first dose from the previous day.** Persons receiving Johnson & Johnson vaccines will always be counted in the series completed column.

COVID-19 doses for vaccinated persons in Florida	
Doses administered	5,855
People receiving one dose of a 1-dose series (Johnson & Johnson) or receiving only one dose of a 2-dose series (Moderna, Pfizer) count once. Persons receiving both doses of a 2-dose series count twice.	

Current status of persons vaccinated for COVID-19 in Florida	
Total people vaccinated	3,457
First dose	837
Series completed	2,620
Completed 1-dose series	222
Completed 2-dose series	2,398
First dose: current number of people who have only received their first dose of the Moderna or Pfizer vaccine.	
Series complete: current number of people who have received both Moderna or Pfizer vaccine doses or one Johnson & Johnson dose and are considered fully immunized.	

Demographic summary	First dose	Series complete	Total people vaccinated
Age group	837	2,620	3,457
12-14 years	3	0	3
15-24 years	57	52	109
25-34 years	98	87	185
35-44 years	167	142	309
45-54 years	183	276	459
55-64 years	167	531	698
65-74 years	93	858	951
75-84 years	50	490	540
85+ years	19	184	203
Race	837	2,620	3,457
White	515	1,842	2,357
Black	202	196	398
American Indian/Alaskan	5	16	21
Other	62	344	406
Unknown	53	222	275
Other race includes Asian, native Hawaiian/Pacific Islander, or other.			
Ethnicity	837	2,620	3,457
Hispanic	11	56	67
Non-Hispanic	207	1,470	1,677
Unknown	619	1,094	1,713
Gender	837	2,620	3,457
Female	213	1,463	1,676
Male	624	1,156	1,780
Unknown	0	1	1



COVID-19: Charlotte County vaccine summary

Vaccination data through May 19, 2021 as of May 20, 2021 at 12:05 AM

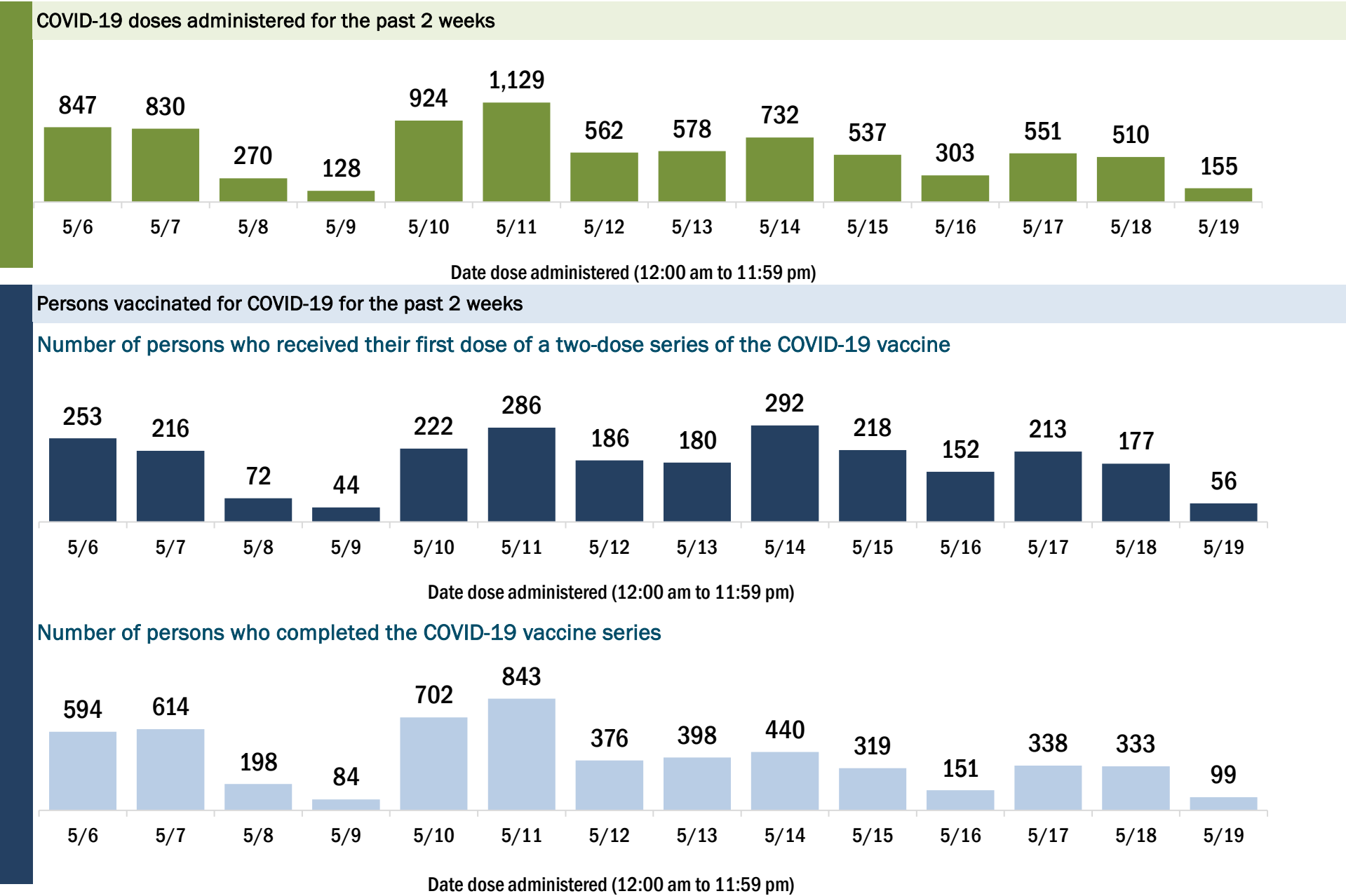
Data in this report are provisional and subject to change.

Data in this summary pertain to COVID-19 vaccines approved by the U.S. Food and Drug Administration and have been issued an Emergency Use Authorization (Janssen COVID-19 Vaccine, Moderna COVID-19 Vaccine and Pfizer-BioNTech COVID-19 Vaccine). These data summarize the number of people who have received either their first dose or have completed the series for a COVID-19 vaccine. **A person can only be counted in one category, first dose or series complete.** For persons receiving Moderna or Pfizer vaccines, once they receive their second dose, they are moved from the first dose column to the series completed column. **Because of this, the total first dose category may show a change from report to report not matching the total receiving their first dose from the previous day.** Persons receiving Johnson & Johnson vaccines will always be counted in the series completed column.

COVID-19 doses for vaccinated persons in Florida	
Doses administered	184,772
People receiving one dose of a 1-dose series (Johnson & Johnson) or receiving only one dose of a 2-dose series (Moderna, Pfizer) count once. Persons receiving both doses of a 2-dose series count twice.	

Current status of persons vaccinated for COVID-19 in Florida	
Total people vaccinated	107,188
First dose	23,176
Series completed	84,012
Completed 1-dose series	6,428
Completed 2-dose series	77,584
First dose: current number of people who have only received their first dose of the Moderna or Pfizer vaccine.	
Series complete: current number of people who have received both Moderna or Pfizer vaccine doses or one Johnson & Johnson dose and are considered fully immunized.	

Demographic summary	First dose	Series complete	Total people vaccinated
Age group	23,176	84,012	107,188
12-14 years	127	0	127
15-24 years	1,041	1,462	2,503
25-34 years	1,034	2,106	3,140
35-44 years	1,331	3,007	4,338
45-54 years	2,250	6,004	8,254
55-64 years	5,033	16,446	21,479
65-74 years	6,612	31,179	37,791
75-84 years	4,277	18,395	22,672
85+ years	1,471	5,413	6,884
Race	23,176	84,012	107,188
White	17,219	63,857	81,076
Black	783	1,819	2,602
American Indian/Alaskan	138	343	481
Other	1,694	5,622	7,316
Unknown	3,342	12,371	15,713
Other race includes Asian, native Hawaiian/Pacific Islander, or other.			
Ethnicity	23,176	84,012	107,188
Hispanic	1,086	2,548	3,634
Non-Hispanic	13,314	51,123	64,437
Unknown	8,776	30,341	39,117
Gender	23,176	84,012	107,188
Female	12,172	46,275	58,447
Male	10,971	37,708	48,679
Unknown	33	29	62



COVID-19: Citrus County vaccine summary

Vaccination data through May 19, 2021 as of May 20, 2021 at 12:05 AM

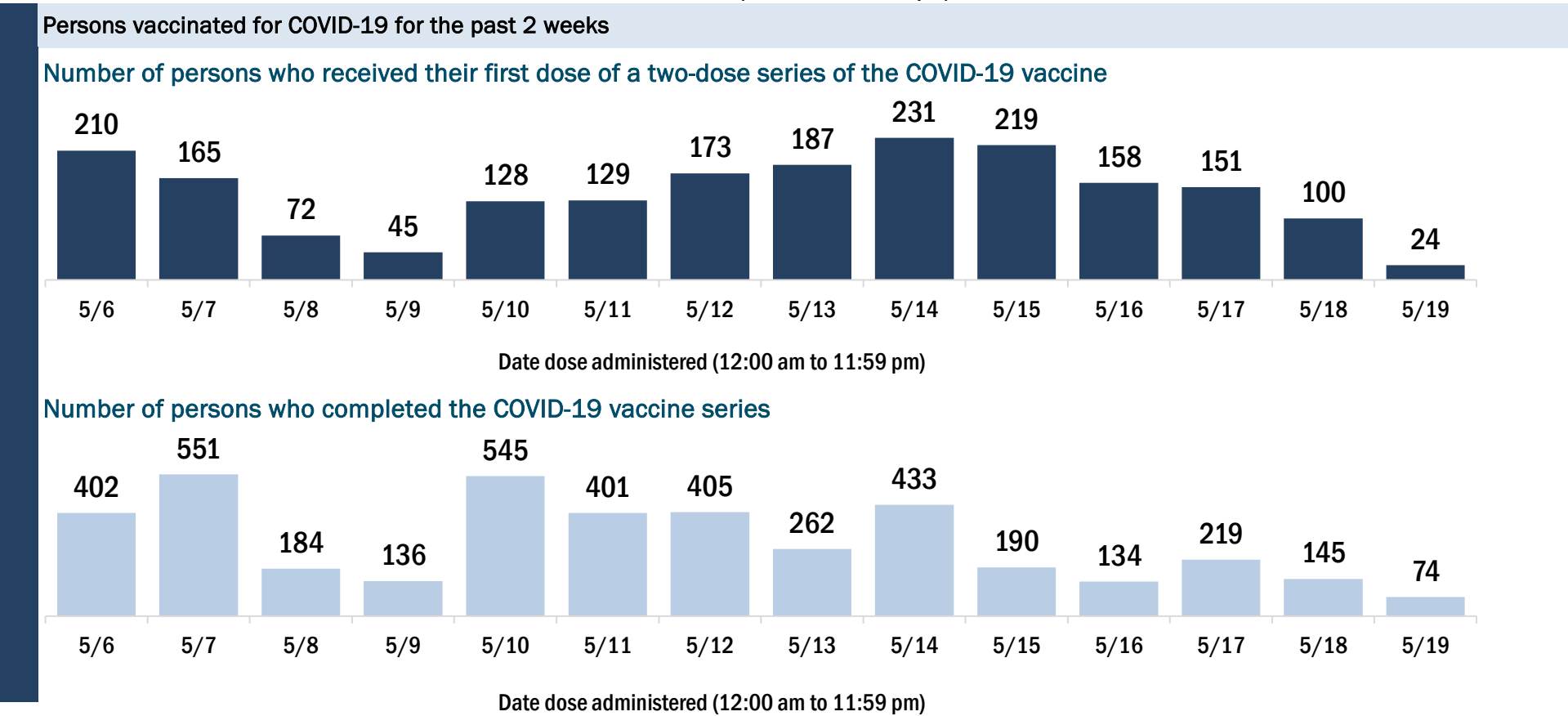
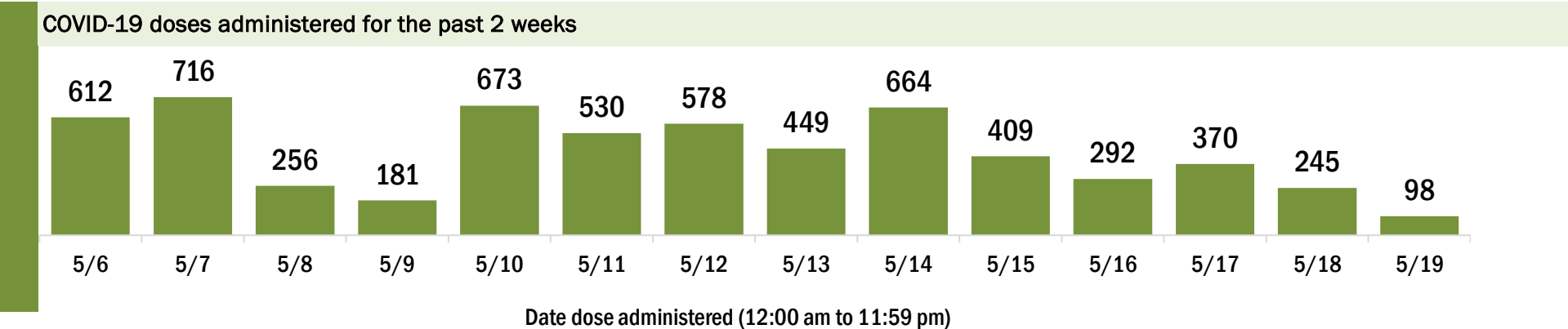
Data in this report are provisional and subject to change.

Data in this summary pertain to COVID-19 vaccines approved by the U.S. Food and Drug Administration and have been issued an Emergency Use Authorization (Janssen COVID-19 Vaccine, Moderna COVID-19 Vaccine and Pfizer-BioNTech COVID-19 Vaccine). These data summarize the number of people who have received either their first dose or have completed the series for a COVID-19 vaccine. **A person can only be counted in one category, first dose or series complete.** For persons receiving Moderna or Pfizer vaccines, once they receive their second dose, they are moved from the first dose column to the series completed column. **Because of this, the total first dose category may show a change from report to report not matching the total receiving their first dose from the previous day.** Persons receiving Johnson & Johnson vaccines will always be counted in the series completed column.

COVID-19 doses for vaccinated persons in Florida	
Doses administered	115,333
People receiving one dose of a 1-dose series (Johnson & Johnson) or receiving only one dose of a 2-dose series (Moderna, Pfizer) count once. Persons receiving both doses of a 2-dose series count twice.	

Current status of persons vaccinated for COVID-19 in Florida	
Total people vaccinated	63,791
First dose	9,889
Series completed	53,902
Completed 1-dose series	2,360
Completed 2-dose series	51,542
First dose: current number of people who have only received their first dose of the Moderna or Pfizer vaccine.	
Series complete: current number of people who have received both Moderna or Pfizer vaccine doses or one Johnson & Johnson dose and are considered fully immunized.	

Demographic summary	First dose	Series complete	Total people vaccinated
Age group	9,889	53,902	63,791
12-14 years	82	0	82
15-24 years	671	1,000	1,671
25-34 years	630	1,414	2,044
35-44 years	704	1,980	2,684
45-54 years	1,186	3,784	4,970
55-64 years	2,017	9,809	11,826
65-74 years	2,490	19,322	21,812
75-84 years	1,600	12,835	14,435
85+ years	509	3,758	4,267
Race	9,889	53,902	63,791
White	7,331	40,872	48,203
Black	218	814	1,032
American Indian/Alaskan	47	292	339
Other	747	3,525	4,272
Unknown	1,546	8,399	9,945
Other race includes Asian, native Hawaiian/Pacific Islander, or other.			
Ethnicity	9,889	53,902	63,791
Hispanic	453	1,804	2,257
Non-Hispanic	5,981	32,455	38,436
Unknown	3,455	19,643	23,098
Gender	9,889	53,902	63,791
Female	5,405	30,439	35,844
Male	4,462	23,448	27,910
Unknown	22	15	37



COVID-19: Clay County vaccine summary

Vaccination data through May 19, 2021 as of May 20, 2021 at 12:05 AM

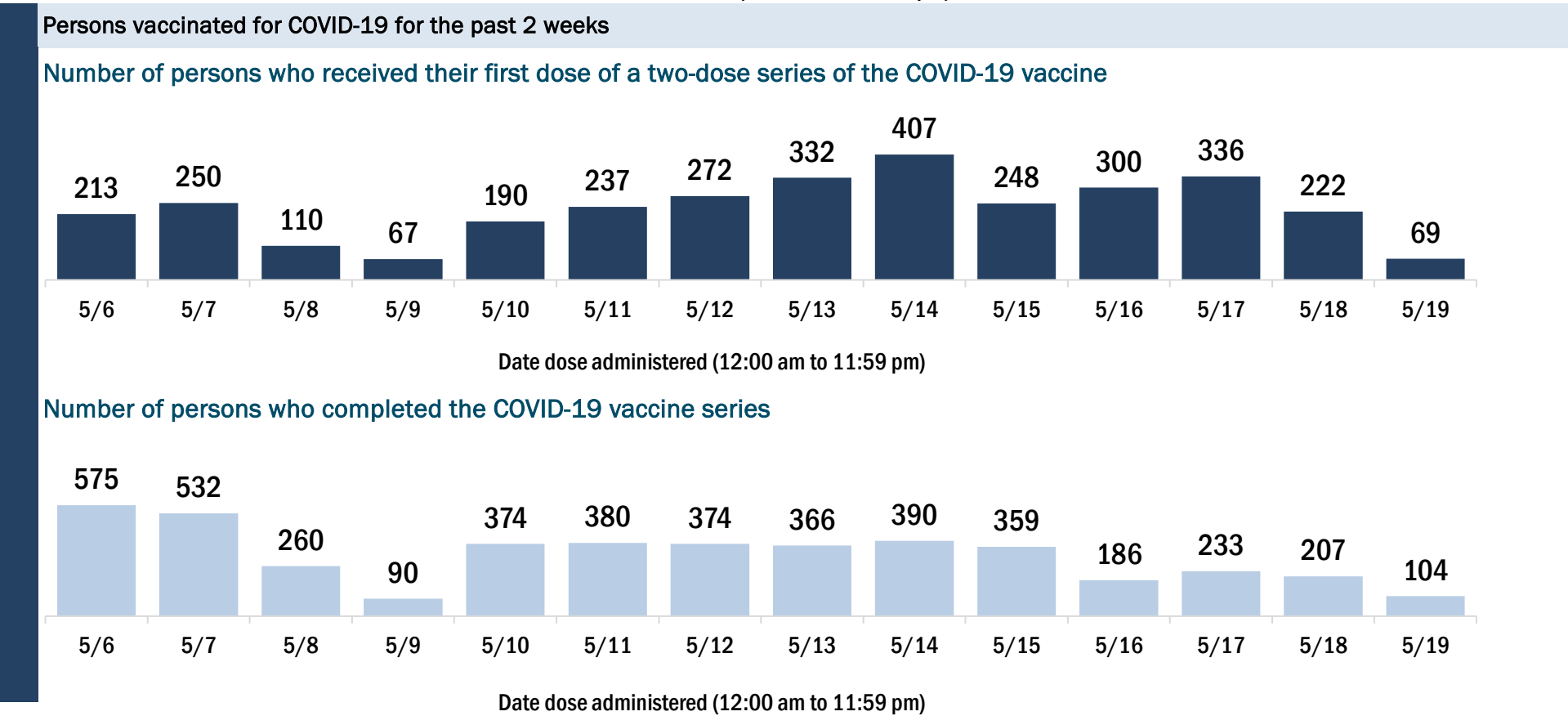
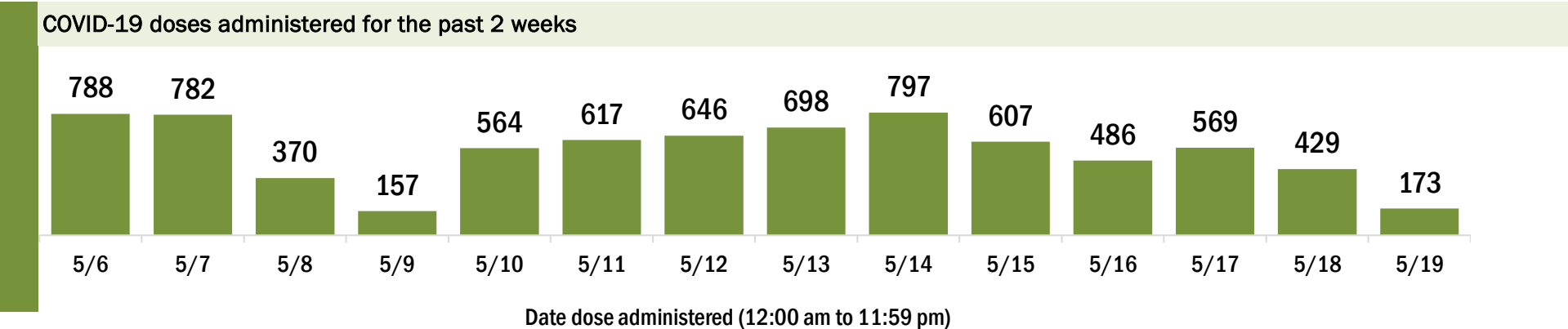
Data in this report are provisional and subject to change.

Data in this summary pertain to COVID-19 vaccines approved by the U.S. Food and Drug Administration and have been issued an Emergency Use Authorization (Janssen COVID-19 Vaccine, Moderna COVID-19 Vaccine and Pfizer-BioNTech COVID-19 Vaccine). These data summarize the number of people who have received either their first dose or have completed the series for a COVID-19 vaccine. **A person can only be counted in one category, first dose or series complete.** For persons receiving Moderna or Pfizer vaccines, once they receive their second dose, they are moved from the first dose column to the series completed column. **Because of this, the total first dose category may show a change from report to report not matching the total receiving their first dose from the previous day.** Persons receiving Johnson & Johnson vaccines will always be counted in the series completed column.

COVID-19 doses for vaccinated persons in Florida	
Doses administered	122,303
People receiving one dose of a 1-dose series (Johnson & Johnson) or receiving only one dose of a 2-dose series (Moderna, Pfizer) count once. Persons receiving both doses of a 2-dose series count twice.	

Current status of persons vaccinated for COVID-19 in Florida	
Total people vaccinated	68,934
First dose	11,641
Series completed	57,293
Completed 1-dose series	3,924
Completed 2-dose series	53,369
First dose: current number of people who have only received their first dose of the Moderna or Pfizer vaccine.	
Series complete: current number of people who have received both Moderna or Pfizer vaccine doses or one Johnson & Johnson dose and are considered fully immunized.	

Demographic summary	First dose	Series complete	Total people vaccinated
Age group	11,641	57,293	68,934
12-14 years	227	0	227
15-24 years	1,716	3,110	4,826
25-34 years	1,394	3,564	4,958
35-44 years	1,797	5,724	7,521
45-54 years	1,937	8,381	10,318
55-64 years	2,219	12,510	14,729
65-74 years	1,249	14,603	15,852
75-84 years	768	7,239	8,007
85+ years	334	2,162	2,496
Race	11,641	57,293	68,934
White	6,717	40,074	46,791
Black	1,089	4,141	5,230
American Indian/Alaskan	51	257	308
Other	1,550	5,691	7,241
Unknown	2,234	7,130	9,364
Other race includes Asian, native Hawaiian/Pacific Islander, or other.			
Ethnicity	11,641	57,293	68,934
Hispanic	946	3,280	4,226
Non-Hispanic	6,606	40,505	47,111
Unknown	4,089	13,508	17,597
Gender	11,641	57,293	68,934
Female	6,250	32,610	38,860
Male	5,218	24,677	29,895
Unknown	173	6	179



COVID-19: Collier County vaccine summary

Vaccination data through May 19, 2021 as of May 20, 2021 at 12:05 AM

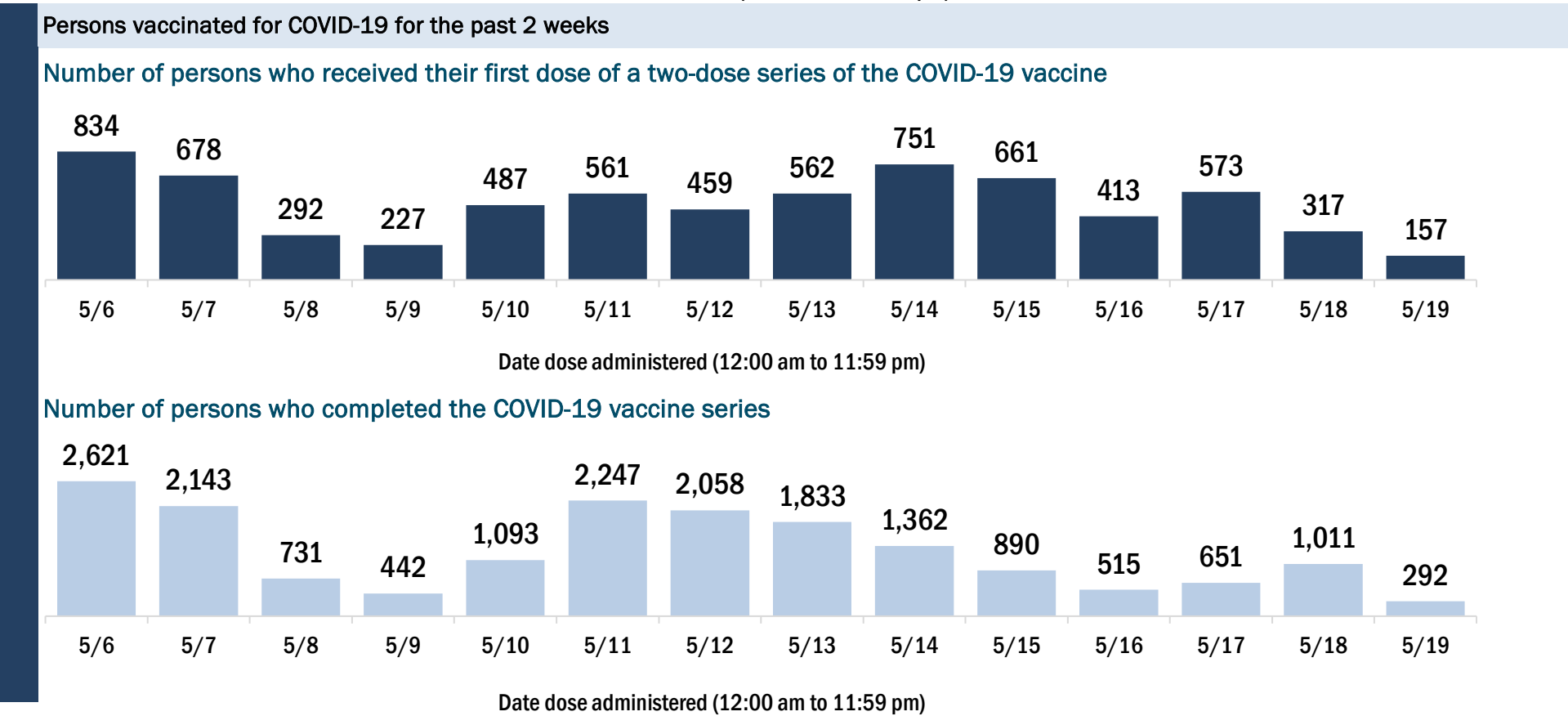
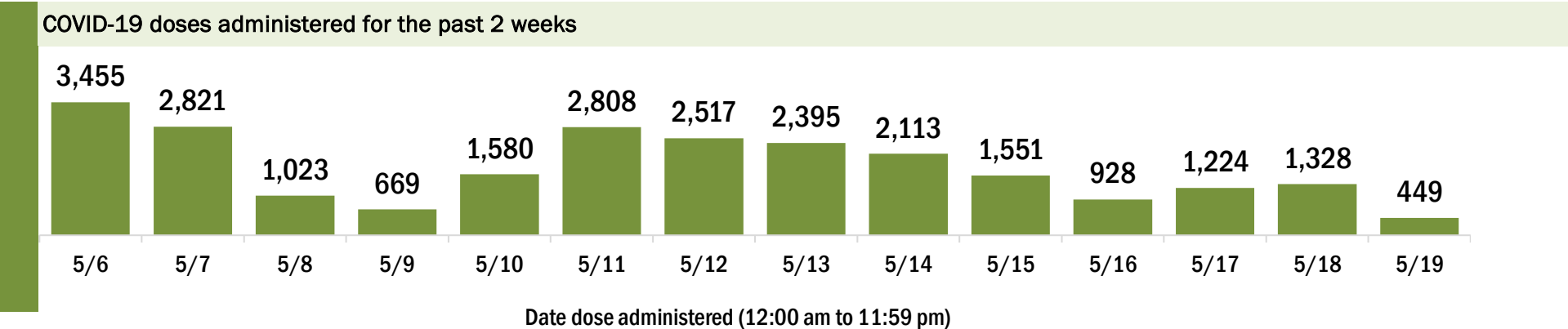
Data in this report are provisional and subject to change.

Data in this summary pertain to COVID-19 vaccines approved by the U.S. Food and Drug Administration and have been issued an Emergency Use Authorization (Janssen COVID-19 Vaccine, Moderna COVID-19 Vaccine and Pfizer-BioNTech COVID-19 Vaccine). These data summarize the number of people who have received either their first dose or have completed the series for a COVID-19 vaccine. **A person can only be counted in one category, first dose or series complete.** For persons receiving Moderna or Pfizer vaccines, once they receive their second dose, they are moved from the first dose column to the series completed column. **Because of this, the total first dose category may show a change from report to report not matching the total receiving their first dose from the previous day.** Persons receiving Johnson & Johnson vaccines will always be counted in the series completed column.

COVID-19 doses for vaccinated persons in Florida	
Doses administered	356,993
People receiving one dose of a 1-dose series (Johnson & Johnson) or receiving only one dose of a 2-dose series (Moderna, Pfizer) count once. Persons receiving both doses of a 2-dose series count twice.	

Current status of persons vaccinated for COVID-19 in Florida	
Total people vaccinated	203,696
First dose	35,672
Series completed	168,024
Completed 1-dose series	14,727
Completed 2-dose series	153,297
First dose: current number of people who have only received their first dose of the Moderna or Pfizer vaccine.	
Series complete: current number of people who have received both Moderna or Pfizer vaccine doses or one Johnson & Johnson dose and are considered fully immunized.	

Demographic summary	First dose	Series complete	Total people vaccinated
Age group	35,672	168,024	203,696
12-14 years	437	0	437
15-24 years	3,201	5,064	8,265
25-34 years	3,043	7,225	10,268
35-44 years	3,835	10,175	14,010
45-54 years	4,900	15,900	20,800
55-64 years	6,709	30,648	37,357
65-74 years	6,988	52,564	59,552
75-84 years	4,749	35,956	40,705
85+ years	1,810	10,492	12,302
Race	35,672	168,024	203,696
White	23,133	111,105	134,238
Black	908	2,554	3,462
American Indian/Alaskan	125	523	648
Other	3,974	14,212	18,186
Unknown	7,532	39,630	47,162
Other race includes Asian, native Hawaiian/Pacific Islander, or other.			
Ethnicity	35,672	168,024	203,696
Hispanic	6,833	16,157	22,990
Non-Hispanic	14,544	76,505	91,049
Unknown	14,295	75,362	89,657
Gender	35,672	168,024	203,696
Female	18,821	91,135	109,956
Male	16,621	76,592	93,213
Unknown	230	297	527



COVID-19: Columbia County vaccine summary

Vaccination data through May 19, 2021 as of May 20, 2021 at 12:05 AM

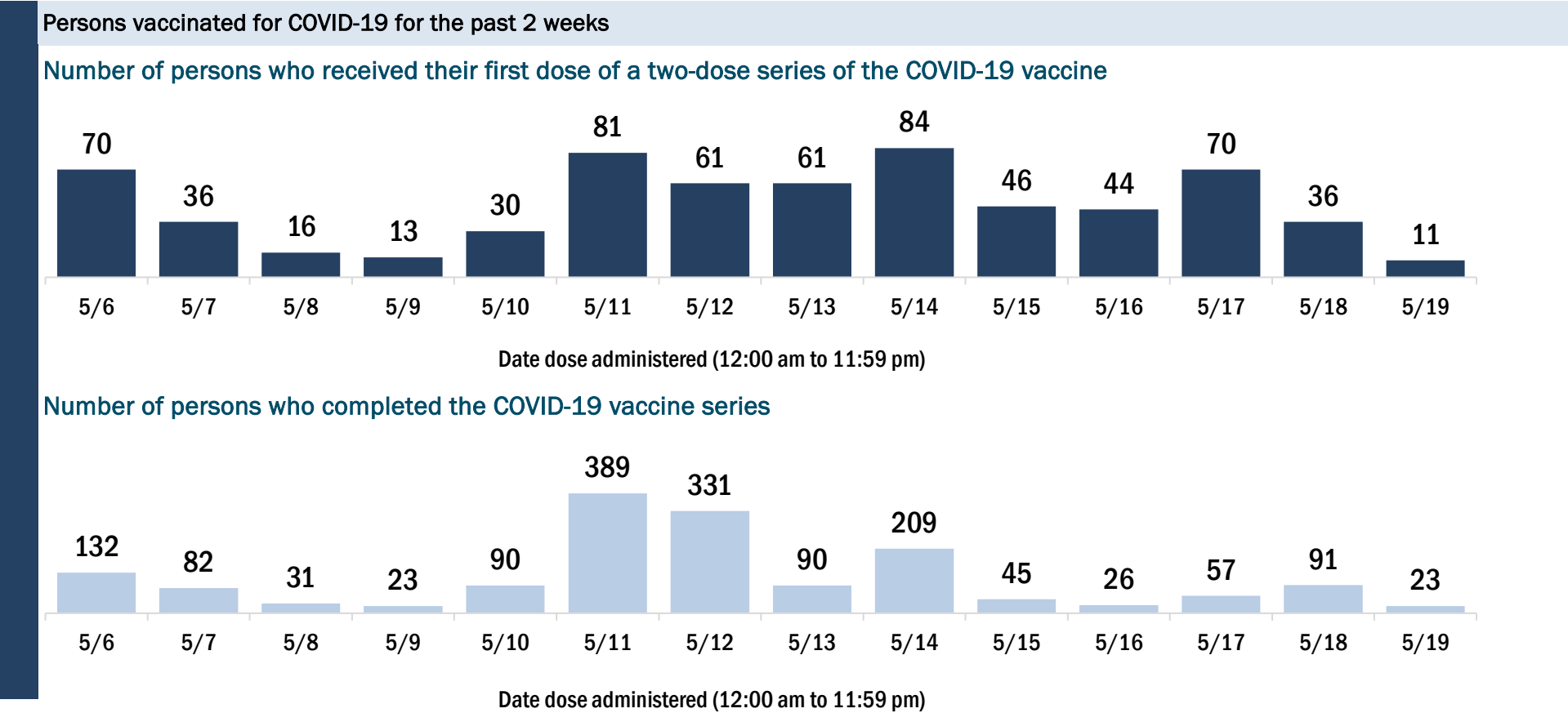
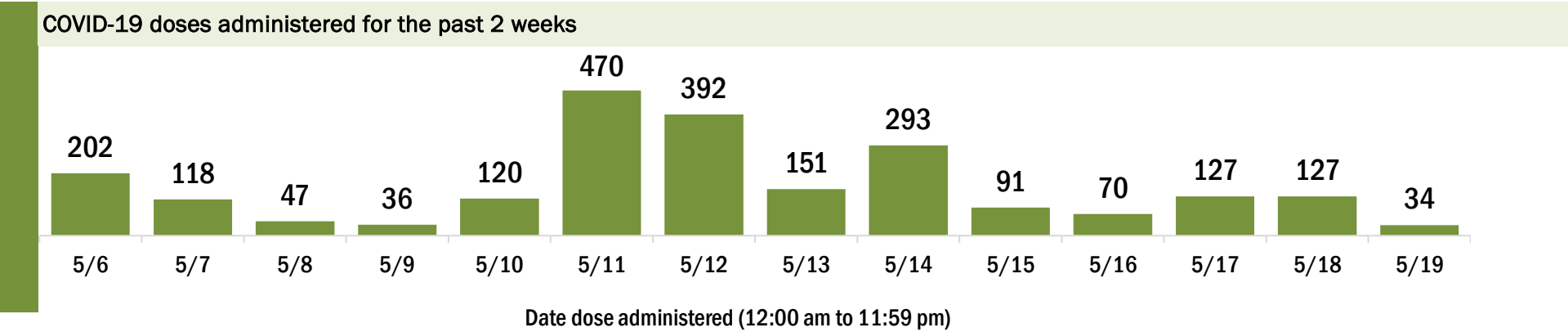
Data in this report are provisional and subject to change.

Data in this summary pertain to COVID-19 vaccines approved by the U.S. Food and Drug Administration and have been issued an Emergency Use Authorization (Janssen COVID-19 Vaccine, Moderna COVID-19 Vaccine and Pfizer-BioNTech COVID-19 Vaccine). These data summarize the number of people who have received either their first dose or have completed the series for a COVID-19 vaccine. **A person can only be counted in one category, first dose or series complete.** For persons receiving Moderna or Pfizer vaccines, once they receive their second dose, they are moved from the first dose column to the series completed column. **Because of this, the total first dose category may show a change from report to report not matching the total receiving their first dose from the previous day.** Persons receiving Johnson & Johnson vaccines will always be counted in the series completed column.

COVID-19 doses for vaccinated persons in Florida	
Doses administered	30,579
People receiving one dose of a 1-dose series (Johnson & Johnson) or receiving only one dose of a 2-dose series (Moderna, Pfizer) count once. Persons receiving both doses of a 2-dose series count twice.	

Current status of persons vaccinated for COVID-19 in Florida	
Total people vaccinated	17,377
First dose	2,362
Series completed	15,015
Completed 1-dose series	1,813
Completed 2-dose series	13,202
First dose: current number of people who have only received their first dose of the Moderna or Pfizer vaccine.	
Series complete: current number of people who have received both Moderna or Pfizer vaccine doses or one Johnson & Johnson dose and are considered fully immunized.	

Demographic summary	First dose	Series complete	Total people vaccinated
Age group	2,362	15,015	17,377
12-14 years	31	0	31
15-24 years	337	532	869
25-34 years	271	755	1,026
35-44 years	305	1,147	1,452
45-54 years	383	1,770	2,153
55-64 years	517	3,134	3,651
65-74 years	306	4,448	4,754
75-84 years	159	2,511	2,670
85+ years	53	718	771
Race	2,362	15,015	17,377
White	1,404	10,692	12,096
Black	309	1,814	2,123
American Indian/Alaskan	12	81	93
Other	306	1,037	1,343
Unknown	331	1,391	1,722
Other race includes Asian, native Hawaiian/Pacific Islander, or other.			
Ethnicity	2,362	15,015	17,377
Hispanic	191	581	772
Non-Hispanic	1,373	10,658	12,031
Unknown	798	3,776	4,574
Gender	2,362	15,015	17,377
Female	1,160	8,219	9,379
Male	1,197	6,796	7,993
Unknown	5	0	5



COVID-19: Dade County vaccine summary

Vaccination data through May 19, 2021 as of May 20, 2021 at 12:05 AM

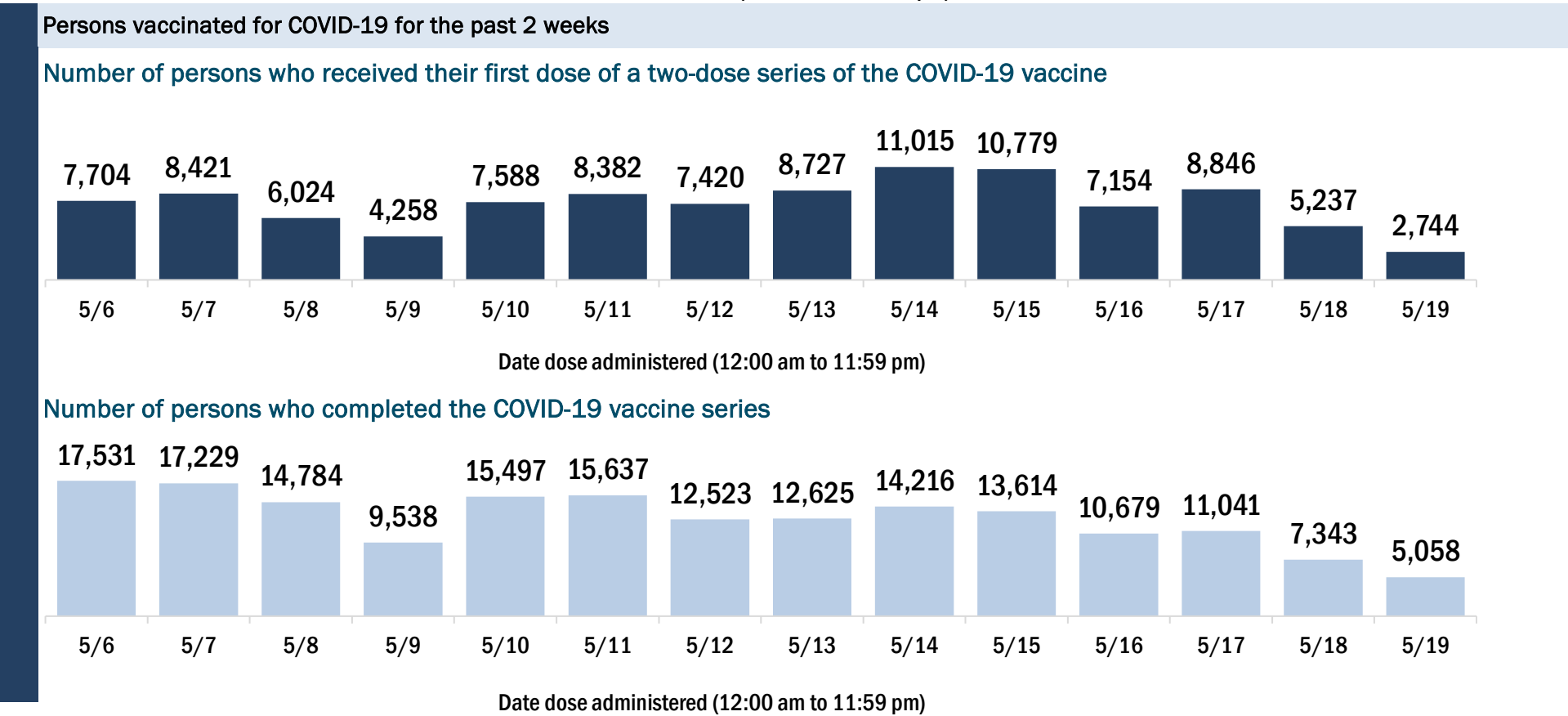
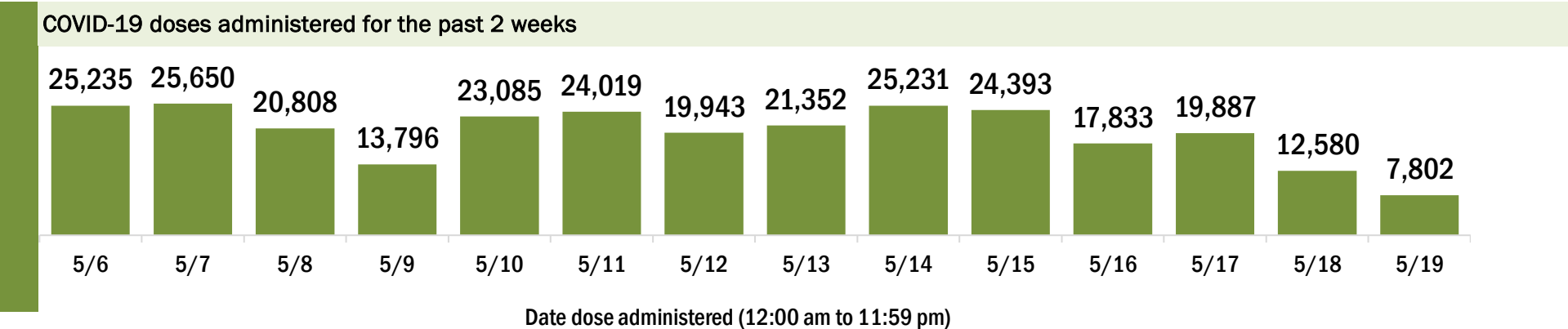
Data in this report are provisional and subject to change.

Data in this summary pertain to COVID-19 vaccines approved by the U.S. Food and Drug Administration and have been issued an Emergency Use Authorization (Janssen COVID-19 Vaccine, Moderna COVID-19 Vaccine and Pfizer-BioNTech COVID-19 Vaccine). These data summarize the number of people who have received either their first dose or have completed the series for a COVID-19 vaccine. **A person can only be counted in one category, first dose or series complete.** For persons receiving Moderna or Pfizer vaccines, once they receive their second dose, they are moved from the first dose column to the series completed column. **Because of this, the total first dose category may show a change from report to report not matching the total receiving their first dose from the previous day.** Persons receiving Johnson & Johnson vaccines will always be counted in the series completed column.

COVID-19 doses for vaccinated persons in Florida	
Doses administered	2,387,790
People receiving one dose of a 1-dose series (Johnson & Johnson) or receiving only one dose of a 2-dose series (Moderna, Pfizer) count once. Persons receiving both doses of a 2-dose series count twice.	

Current status of persons vaccinated for COVID-19 in Florida	
Total people vaccinated	1,434,619
First dose	341,580
Series completed	1,093,039
Completed 1-dose series	139,868
Completed 2-dose series	953,171
First dose: current number of people who have only received their first dose of the Moderna or Pfizer vaccine.	
Series complete: current number of people who have received both Moderna or Pfizer vaccine doses or one Johnson & Johnson dose and are considered fully immunized.	

Demographic summary	First dose	Series complete	Total people vaccinated
Age group	341,580	1,093,039	1,434,619
12-14 years	6,830	0	6,830
15-24 years	39,665	72,411	112,076
25-34 years	49,148	114,724	163,872
35-44 years	56,572	153,235	209,807
45-54 years	60,977	200,647	261,624
55-64 years	54,926	221,066	275,992
65-74 years	41,810	182,718	224,528
75-84 years	22,002	107,412	129,414
85+ years	9,650	40,826	50,476
Race	341,580	1,093,039	1,434,619
White	224,205	770,509	994,714
Black	21,698	68,470	90,168
American Indian/Alaskan	1,781	2,580	4,361
Other	43,395	120,462	163,857
Unknown	50,501	131,018	181,519
Other race includes Asian, native Hawaiian/Pacific Islander, or other.			
Ethnicity	341,580	1,093,039	1,434,619
Hispanic	182,649	548,755	731,404
Non-Hispanic	52,093	218,334	270,427
Unknown	106,838	325,950	432,788
Gender	341,580	1,093,039	1,434,619
Female	176,533	587,918	764,451
Male	162,742	503,208	665,950
Unknown	2,305	1,913	4,218



COVID-19: Desoto County vaccine summary

Vaccination data through May 19, 2021 as of May 20, 2021 at 12:05 AM

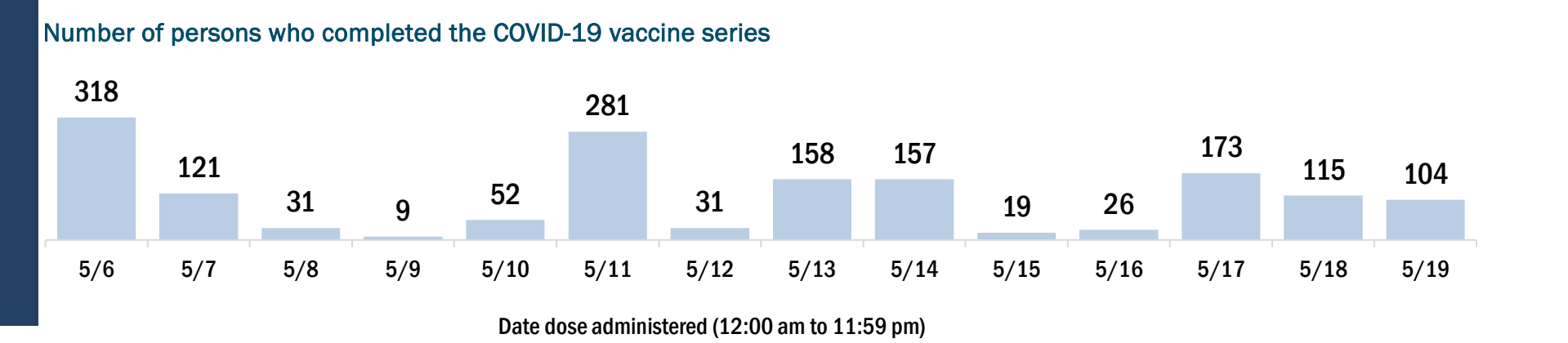
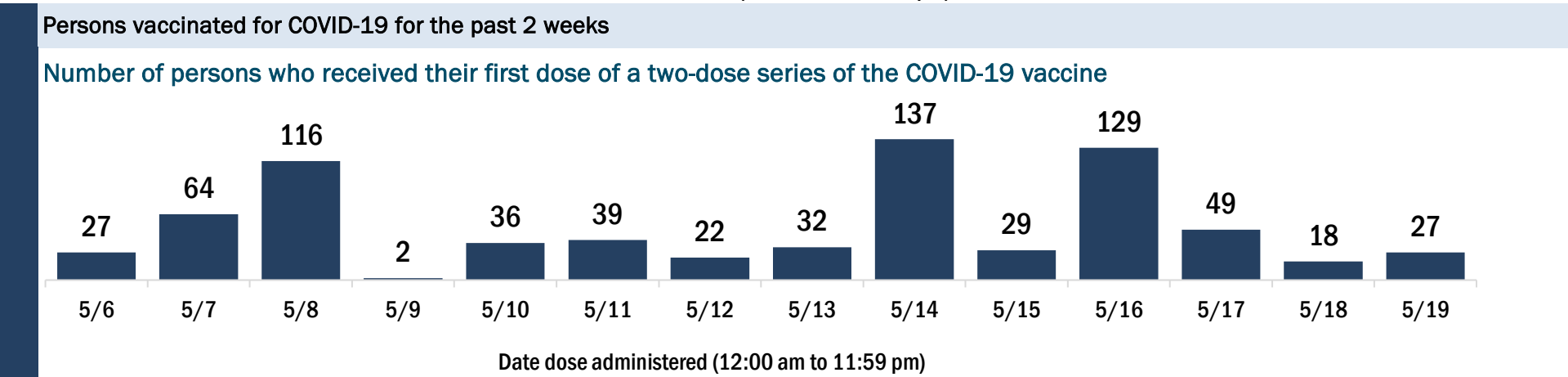
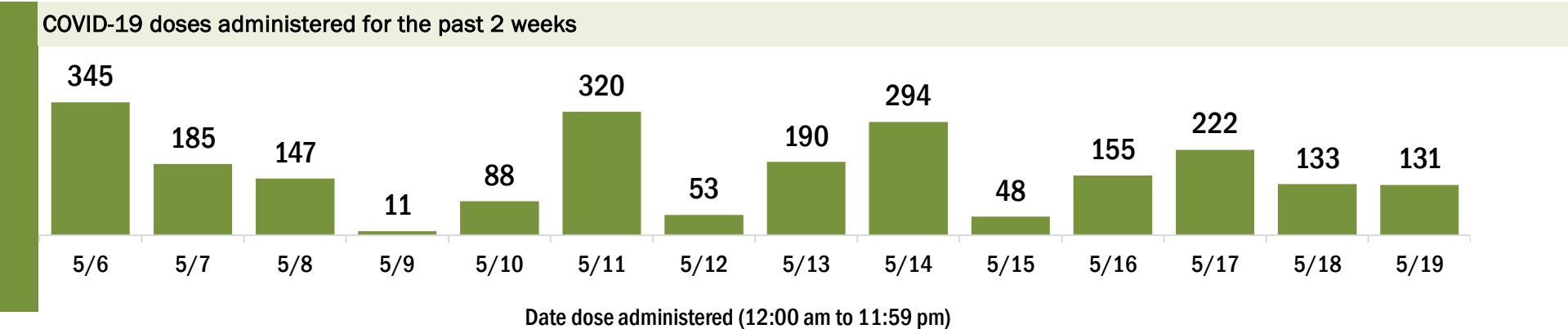
Data in this report are provisional and subject to change.

Data in this summary pertain to COVID-19 vaccines approved by the U.S. Food and Drug Administration and have been issued an Emergency Use Authorization (Janssen COVID-19 Vaccine, Moderna COVID-19 Vaccine and Pfizer-BioNTech COVID-19 Vaccine). These data summarize the number of people who have received either their first dose or have completed the series for a COVID-19 vaccine. **A person can only be counted in one category, first dose or series complete.** For persons receiving Moderna or Pfizer vaccines, once they receive their second dose, they are moved from the first dose column to the series completed column. **Because of this, the total first dose category may show a change from report to report not matching the total receiving their first dose from the previous day.** Persons receiving Johnson & Johnson vaccines will always be counted in the series completed column.

COVID-19 doses for vaccinated persons in Florida	
Doses administered	21,716
People receiving one dose of a 1-dose series (Johnson & Johnson) or receiving only one dose of a 2-dose series (Moderna, Pfizer) count once. Persons receiving both doses of a 2-dose series count twice.	

Current status of persons vaccinated for COVID-19 in Florida	
Total people vaccinated	13,239
First dose	3,963
Series completed	9,276
Completed 1-dose series	799
Completed 2-dose series	8,477
First dose: current number of people who have only received their first dose of the Moderna or Pfizer vaccine.	
Series complete: current number of people who have received both Moderna or Pfizer vaccine doses or one Johnson & Johnson dose and are considered fully immunized.	

Demographic summary	First dose	Series complete	Total people vaccinated
Age group	3,963	9,276	13,239
12-14 years	21	0	21
15-24 years	363	349	712
25-34 years	529	567	1,096
35-44 years	633	655	1,288
45-54 years	727	893	1,620
55-64 years	750	1,626	2,376
65-74 years	551	2,874	3,425
75-84 years	307	1,881	2,188
85+ years	82	431	513
Race	3,963	9,276	13,239
White	1,824	6,357	8,181
Black	408	482	890
American Indian/Alaskan	13	37	50
Other	985	1,341	2,326
Unknown	733	1,059	1,792
Other race includes Asian, native Hawaiian/Pacific Islander, or other.			
Ethnicity	3,963	9,276	13,239
Hispanic	1,256	1,473	2,729
Non-Hispanic	1,519	4,471	5,990
Unknown	1,188	3,332	4,520
Gender	3,963	9,276	13,239
Female	1,230	4,777	6,007
Male	2,733	4,498	7,231
Unknown	0	1	1



COVID-19: Dixie County vaccine summary

Vaccination data through May 19, 2021 as of May 20, 2021 at 12:05 AM

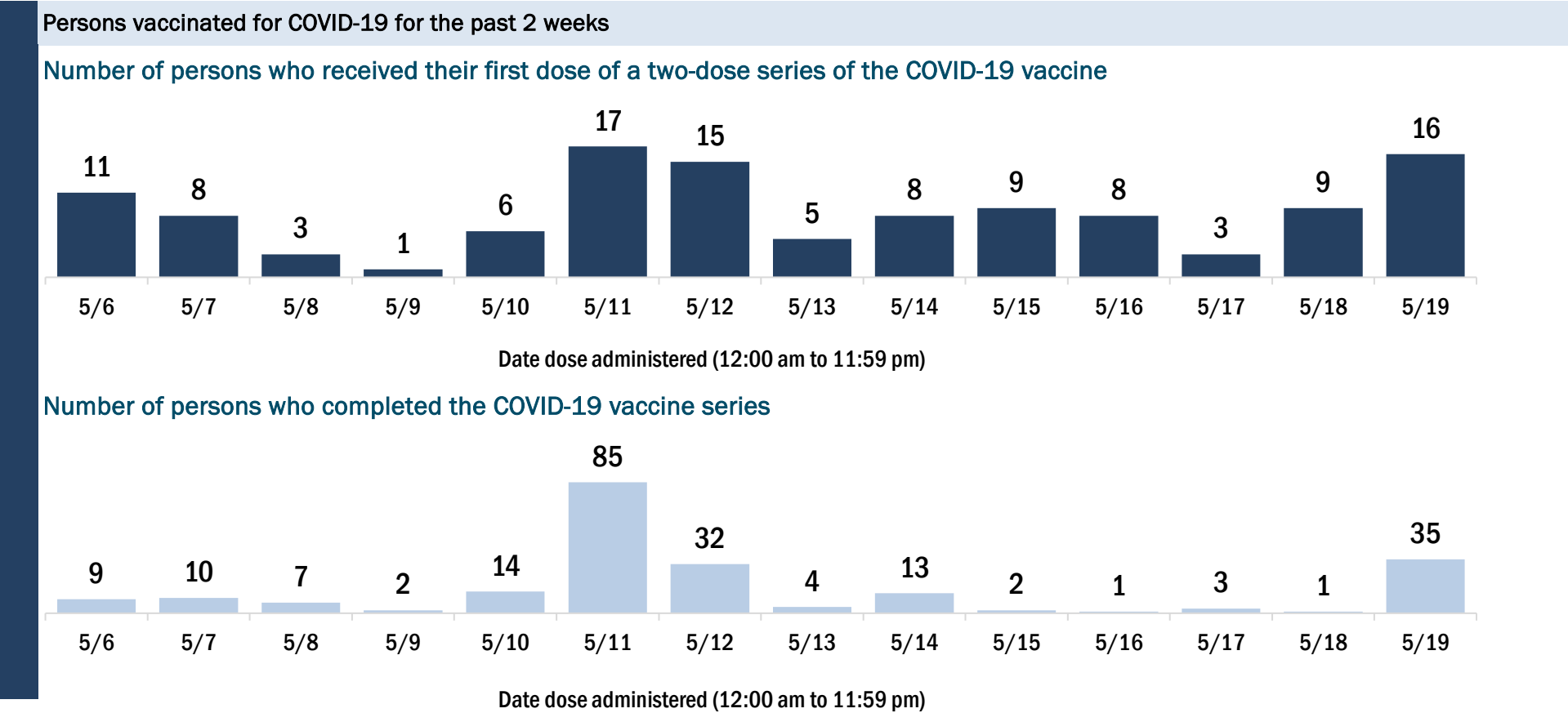
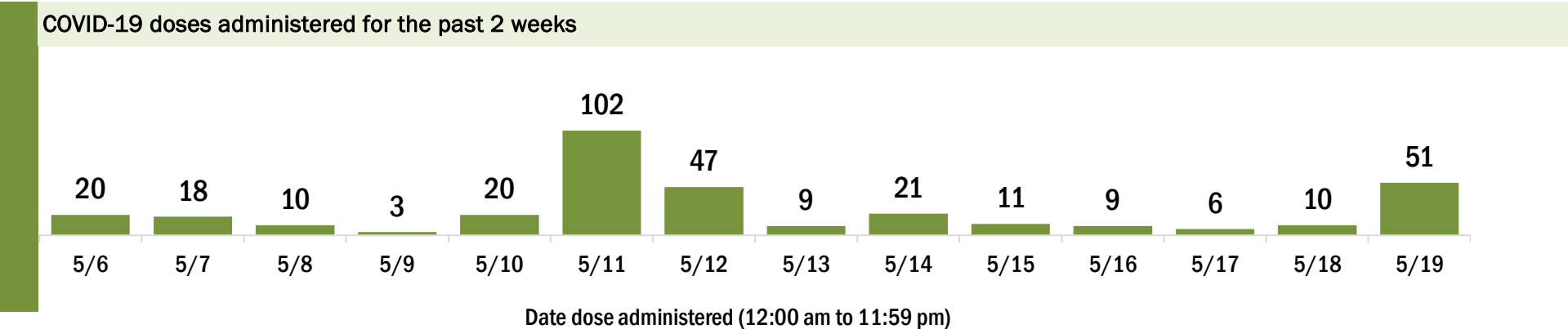
Data in this report are provisional and subject to change.

Data in this summary pertain to COVID-19 vaccines approved by the U.S. Food and Drug Administration and have been issued an Emergency Use Authorization (Janssen COVID-19 Vaccine, Moderna COVID-19 Vaccine and Pfizer-BioNTech COVID-19 Vaccine). These data summarize the number of people who have received either their first dose or have completed the series for a COVID-19 vaccine. **A person can only be counted in one category, first dose or series complete.** For persons receiving Moderna or Pfizer vaccines, once they receive their second dose, they are moved from the first dose column to the series completed column. **Because of this, the total first dose category may show a change from report to report not matching the total receiving their first dose from the previous day.** Persons receiving Johnson & Johnson vaccines will always be counted in the series completed column.

COVID-19 doses for vaccinated persons in Florida	
Doses administered	6,744
People receiving one dose of a 1-dose series (Johnson & Johnson) or receiving only one dose of a 2-dose series (Moderna, Pfizer) count once. Persons receiving both doses of a 2-dose series count twice.	

Current status of persons vaccinated for COVID-19 in Florida	
Total people vaccinated	4,059
First dose	938
Series completed	3,121
Completed 1-dose series	436
Completed 2-dose series	2,685
First dose: current number of people who have only received their first dose of the Moderna or Pfizer vaccine.	
Series complete: current number of people who have received both Moderna or Pfizer vaccine doses or one Johnson & Johnson dose and are considered fully immunized.	

Demographic summary	First dose	Series complete	Total people vaccinated
Age group	938	3,121	4,059
12-14 years	4	0	4
15-24 years	39	46	85
25-34 years	81	60	141
35-44 years	172	144	316
45-54 years	223	254	477
55-64 years	231	728	959
65-74 years	114	1,133	1,247
75-84 years	54	607	661
85+ years	20	149	169
Race	938	3,121	4,059
White	649	2,703	3,352
Black	209	157	366
American Indian/Alaskan	4	18	22
Other	42	85	127
Unknown	34	158	192
Other race includes Asian, native Hawaiian/Pacific Islander, or other.			
Ethnicity	938	3,121	4,059
Hispanic	36	65	101
Non-Hispanic	758	2,375	3,133
Unknown	144	681	825
Gender	938	3,121	4,059
Female	211	1,606	1,817
Male	727	1,515	2,242
Unknown	0	0	0



COVID-19: Duval County vaccine summary

Vaccination data through May 19, 2021 as of May 20, 2021 at 12:05 AM

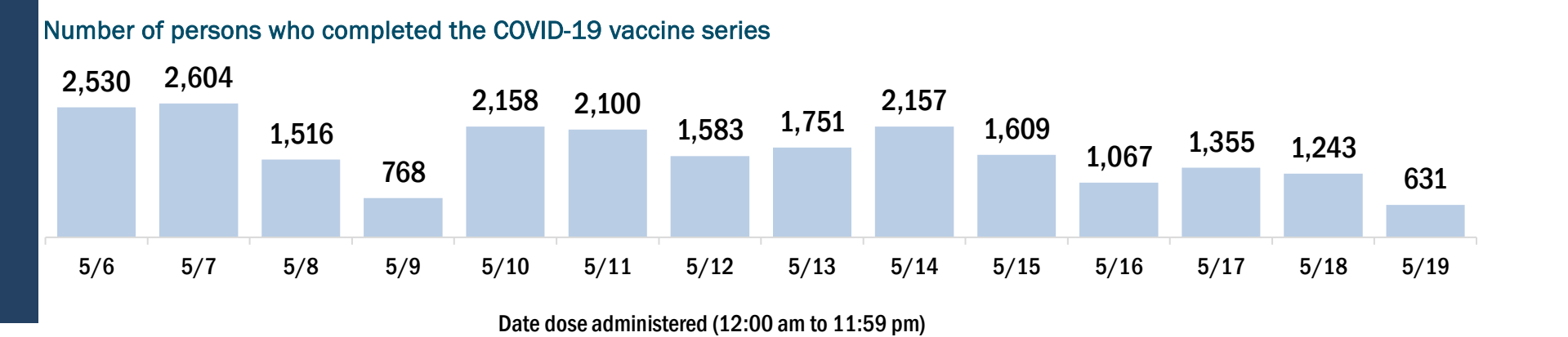
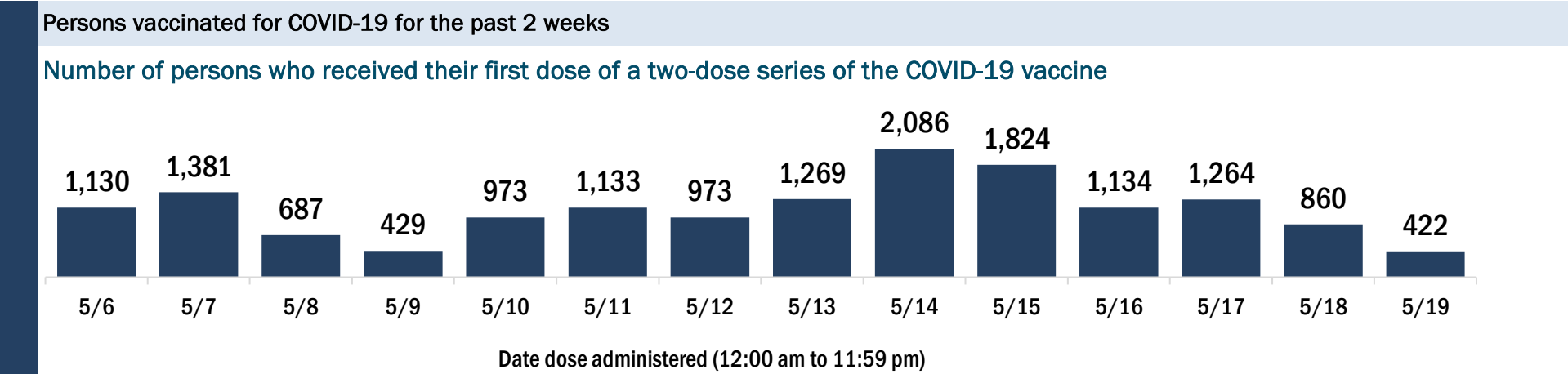
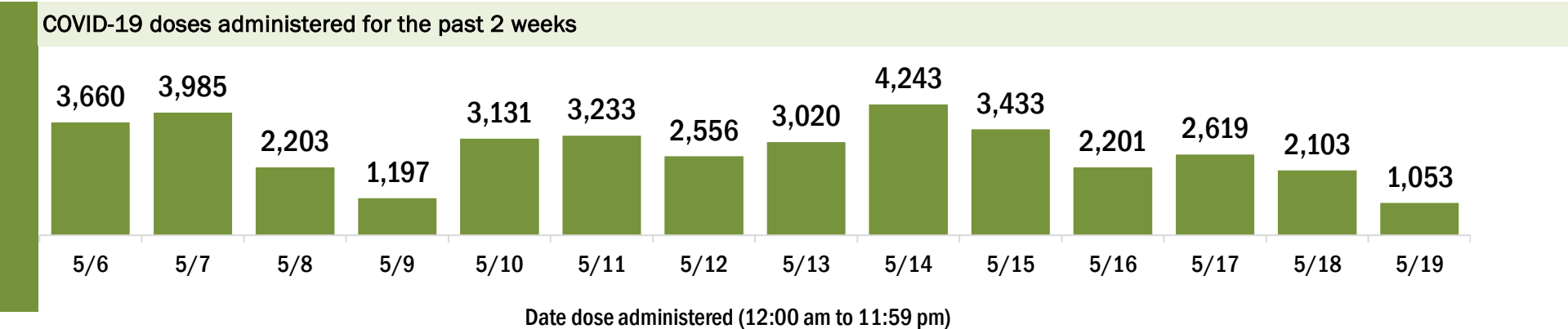
Data in this report are provisional and subject to change.

Data in this summary pertain to COVID-19 vaccines approved by the U.S. Food and Drug Administration and have been issued an Emergency Use Authorization (Janssen COVID-19 Vaccine, Moderna COVID-19 Vaccine and Pfizer-BioNTech COVID-19 Vaccine). These data summarize the number of people who have received either their first dose or have completed the series for a COVID-19 vaccine. **A person can only be counted in one category, first dose or series complete.** For persons receiving Moderna or Pfizer vaccines, once they receive their second dose, they are moved from the first dose column to the series completed column. **Because of this, the total first dose category may show a change from report to report not matching the total receiving their first dose from the previous day.** Persons receiving Johnson & Johnson vaccines will always be counted in the series completed column.

COVID-19 doses for vaccinated persons in Florida	
Doses administered	617,380
People receiving one dose of a 1-dose series (Johnson & Johnson) or receiving only one dose of a 2-dose series (Moderna, Pfizer) count once. Persons receiving both doses of a 2-dose series count twice.	

Current status of persons vaccinated for COVID-19 in Florida	
Total people vaccinated	354,293
First dose	63,362
Series completed	290,931
Completed 1-dose series	27,844
Completed 2-dose series	263,087
First dose: current number of people who have only received their first dose of the Moderna or Pfizer vaccine.	
Series complete: current number of people who have received both Moderna or Pfizer vaccine doses or one Johnson & Johnson dose and are considered fully immunized.	

Demographic summary	First dose	Series complete	Total people vaccinated
Age group	63,362	290,931	354,293
12-14 years	1,426	0	1,426
15-24 years	7,627	16,267	23,894
25-34 years	9,215	30,502	39,717
35-44 years	9,167	35,998	45,165
45-54 years	9,225	45,064	54,289
55-64 years	10,193	63,649	73,842
65-74 years	10,232	61,941	72,173
75-84 years	4,300	27,886	32,186
85+ years	1,977	9,624	11,601
Race	63,362	290,931	354,293
White	30,694	166,706	197,400
Black	10,154	48,232	58,386
American Indian/Alaskan	208	713	921
Other	9,570	38,188	47,758
Unknown	12,736	37,092	49,828
Other race includes Asian, native Hawaiian/Pacific Islander, or other.			
Ethnicity	63,362	290,931	354,293
Hispanic	5,062	17,635	22,697
Non-Hispanic	37,658	207,646	245,304
Unknown	20,642	65,650	86,292
Gender	63,362	290,931	354,293
Female	32,724	163,735	196,459
Male	28,173	127,004	155,177
Unknown	2,465	192	2,657



COVID-19: Escambia County vaccine summary

Vaccination data through May 19, 2021 as of May 20, 2021 at 12:05 AM

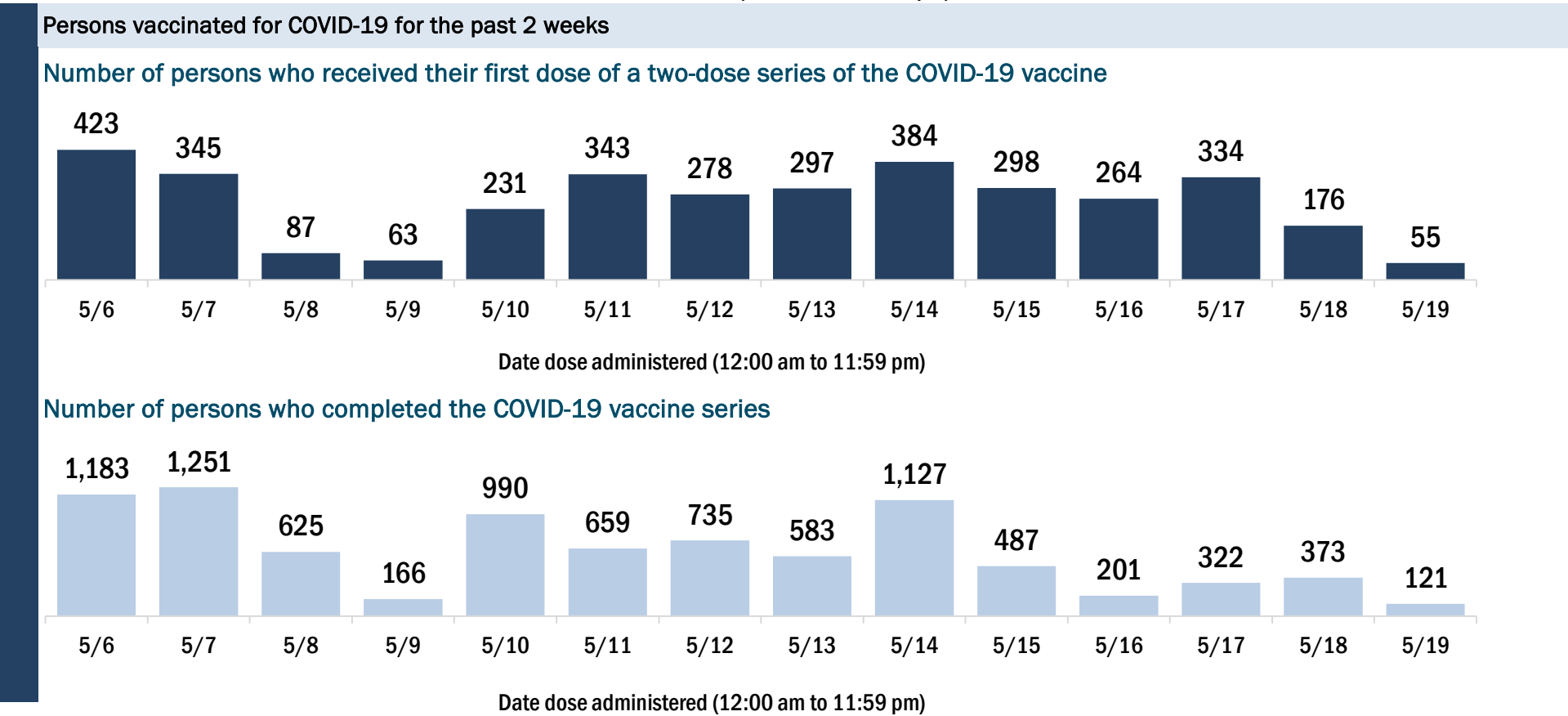
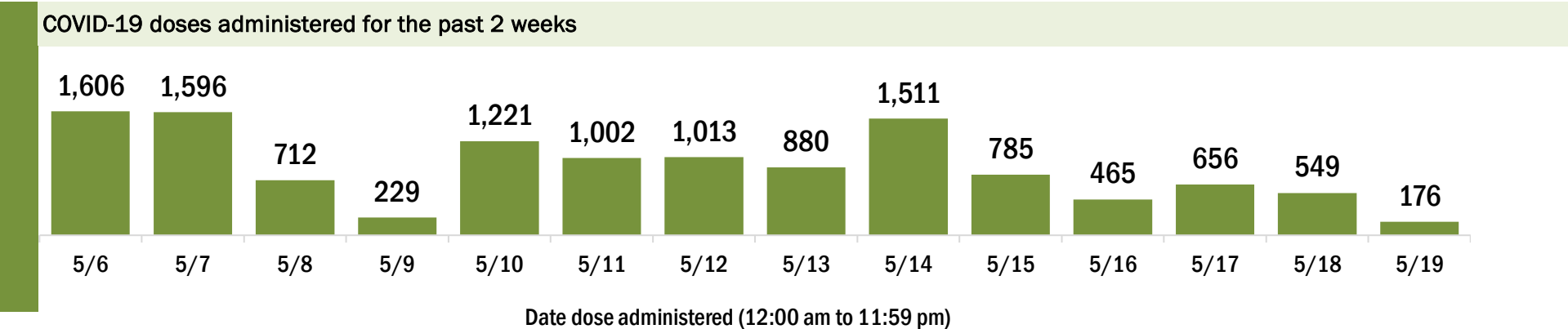
Data in this report are provisional and subject to change.

Data in this summary pertain to COVID-19 vaccines approved by the U.S. Food and Drug Administration and have been issued an Emergency Use Authorization (Janssen COVID-19 Vaccine, Moderna COVID-19 Vaccine and Pfizer-BioNTech COVID-19 Vaccine). These data summarize the number of people who have received either their first dose or have completed the series for a COVID-19 vaccine. **A person can only be counted in one category, first dose or series complete.** For persons receiving Moderna or Pfizer vaccines, once they receive their second dose, they are moved from the first dose column to the series completed column. **Because of this, the total first dose category may show a change from report to report not matching the total receiving their first dose from the previous day.** Persons receiving Johnson & Johnson vaccines will always be counted in the series completed column.

COVID-19 doses for vaccinated persons in Florida	
Doses administered	183,092
People receiving one dose of a 1-dose series (Johnson & Johnson) or receiving only one dose of a 2-dose series (Moderna, Pfizer) count once. Persons receiving both doses of a 2-dose series count twice.	

Current status of persons vaccinated for COVID-19 in Florida	
Total people vaccinated	105,297
First dose	19,136
Series completed	86,161
Completed 1-dose series	8,366
Completed 2-dose series	77,795
First dose: current number of people who have only received their first dose of the Moderna or Pfizer vaccine.	
Series complete: current number of people who have received both Moderna or Pfizer vaccine doses or one Johnson & Johnson dose and are considered fully immunized.	

Demographic summary	First dose	Series complete	Total people vaccinated
Age group	19,136	86,161	105,297
12-14 years	174	0	174
15-24 years	2,085	4,328	6,413
25-34 years	2,682	6,912	9,594
35-44 years	2,322	7,902	10,224
45-54 years	2,636	10,947	13,583
55-64 years	3,364	19,090	22,454
65-74 years	3,318	21,594	24,912
75-84 years	1,799	11,354	13,153
85+ years	756	4,034	4,790
Race	19,136	86,161	105,297
White	9,843	52,193	62,036
Black	2,910	12,420	15,330
American Indian/Alaskan	117	622	739
Other	1,945	8,197	10,142
Unknown	4,321	12,729	17,050
Other race includes Asian, native Hawaiian/Pacific Islander, or other.			
Ethnicity	19,136	86,161	105,297
Hispanic	816	2,589	3,405
Non-Hispanic	10,733	60,368	71,101
Unknown	7,587	23,204	30,791
Gender	19,136	86,161	105,297
Female	10,543	49,383	59,926
Male	8,532	36,677	45,209
Unknown	61	101	162



COVID-19: Flagler County vaccine summary

Vaccination data through May 19, 2021 as of May 20, 2021 at 12:05 AM

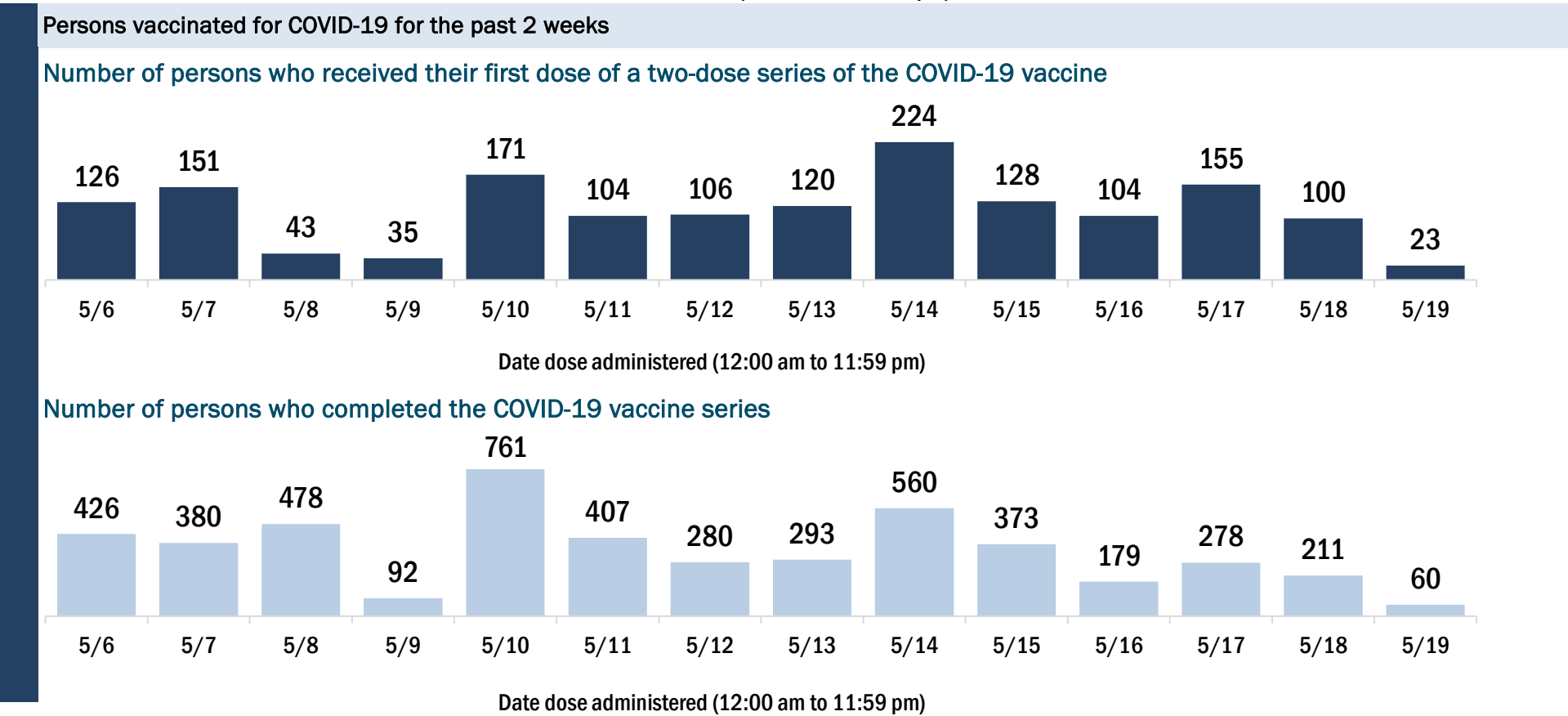
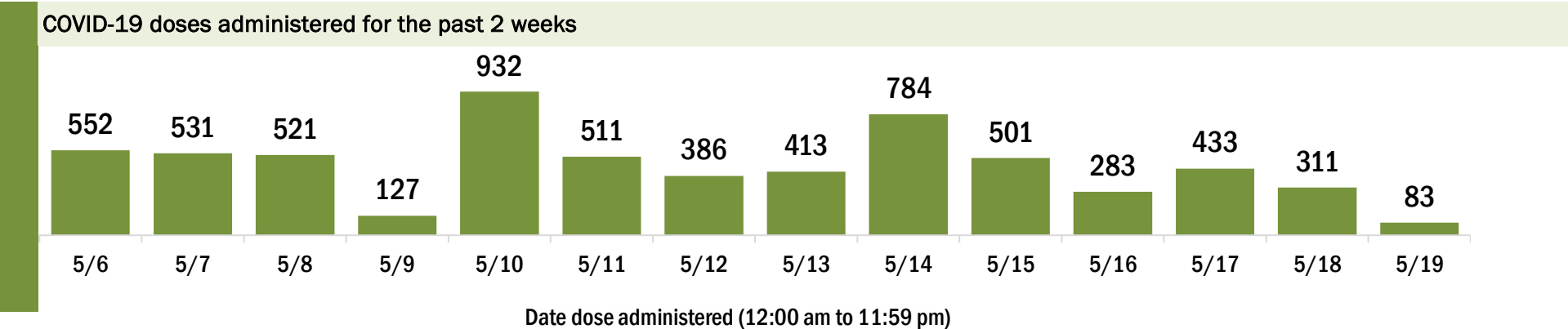
Data in this report are provisional and subject to change.

Data in this summary pertain to COVID-19 vaccines approved by the U.S. Food and Drug Administration and have been issued an Emergency Use Authorization (Janssen COVID-19 Vaccine, Moderna COVID-19 Vaccine and Pfizer-BioNTech COVID-19 Vaccine). These data summarize the number of people who have received either their first dose or have completed the series for a COVID-19 vaccine. **A person can only be counted in one category, first dose or series complete.** For persons receiving Moderna or Pfizer vaccines, once they receive their second dose, they are moved from the first dose column to the series completed column. **Because of this, the total first dose category may show a change from report to report not matching the total receiving their first dose from the previous day.** Persons receiving Johnson & Johnson vaccines will always be counted in the series completed column.

COVID-19 doses for vaccinated persons in Florida	
Doses administered	100,158
People receiving one dose of a 1-dose series (Johnson & Johnson) or receiving only one dose of a 2-dose series (Moderna, Pfizer) count once. Persons receiving both doses of a 2-dose series count twice.	

Current status of persons vaccinated for COVID-19 in Florida	
Total people vaccinated	56,100
First dose	9,032
Series completed	47,068
Completed 1-dose series	3,010
Completed 2-dose series	44,058
First dose: current number of people who have only received their first dose of the Moderna or Pfizer vaccine.	
Series complete: current number of people who have received both Moderna or Pfizer vaccine doses or one Johnson & Johnson dose and are considered fully immunized.	

Demographic summary	First dose	Series complete	Total people vaccinated
Age group	9,032	47,068	56,100
12-14 years	110	0	110
15-24 years	774	1,489	2,263
25-34 years	710	1,748	2,458
35-44 years	906	2,856	3,762
45-54 years	1,279	4,746	6,025
55-64 years	1,973	9,269	11,242
65-74 years	1,758	15,490	17,248
75-84 years	1,087	8,997	10,084
85+ years	435	2,473	2,908
Race	9,032	47,068	56,100
White	5,381	31,729	37,110
Black	636	3,128	3,764
American Indian/Alaskan	53	270	323
Other	888	4,257	5,145
Unknown	2,074	7,684	9,758
Other race includes Asian, native Hawaiian/Pacific Islander, or other.			
Ethnicity	9,032	47,068	56,100
Hispanic	858	3,132	3,990
Non-Hispanic	4,904	28,560	33,464
Unknown	3,270	15,376	18,646
Gender	9,032	47,068	56,100
Female	4,778	26,142	30,920
Male	4,184	20,687	24,871
Unknown	70	239	309



COVID-19: Franklin County vaccine summary

Vaccination data through May 19, 2021 as of May 20, 2021 at 12:05 AM

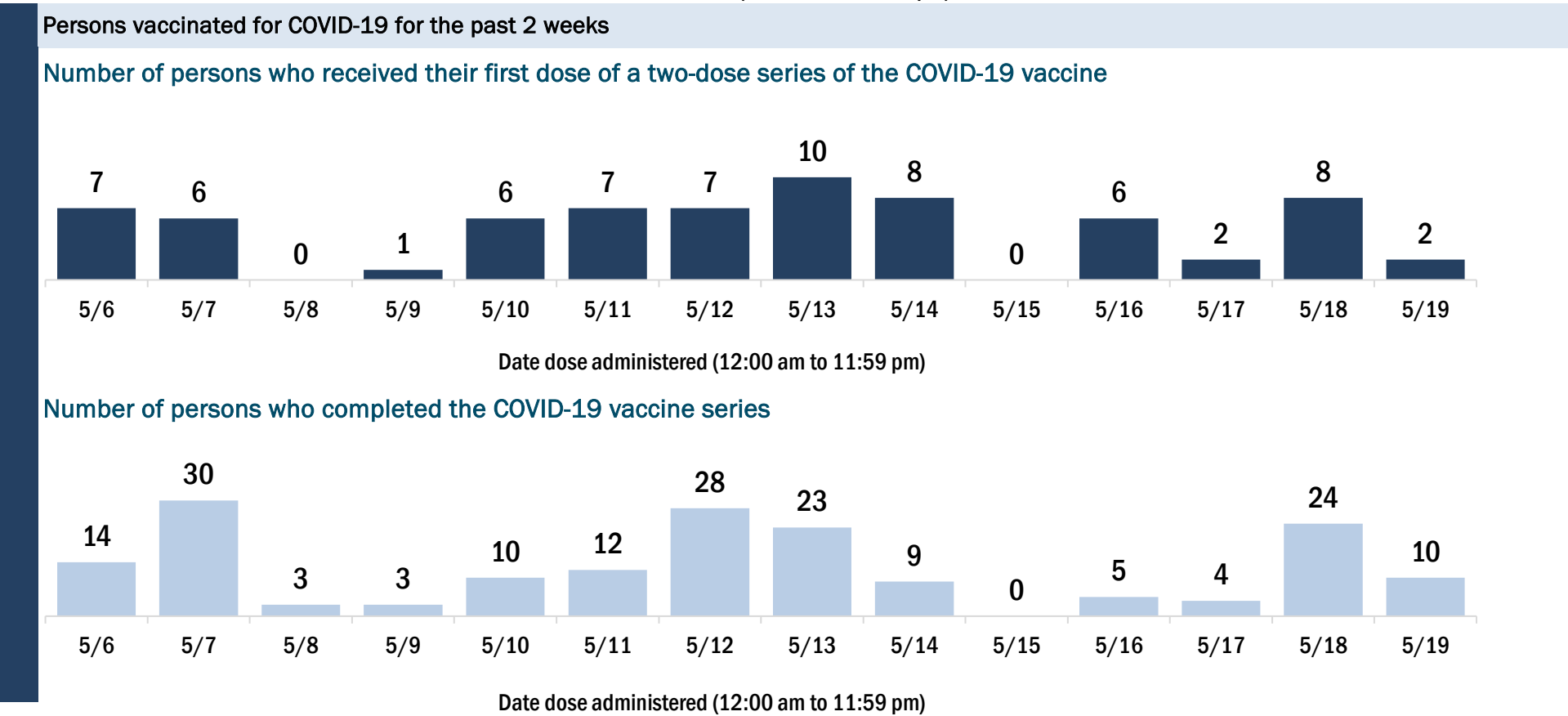
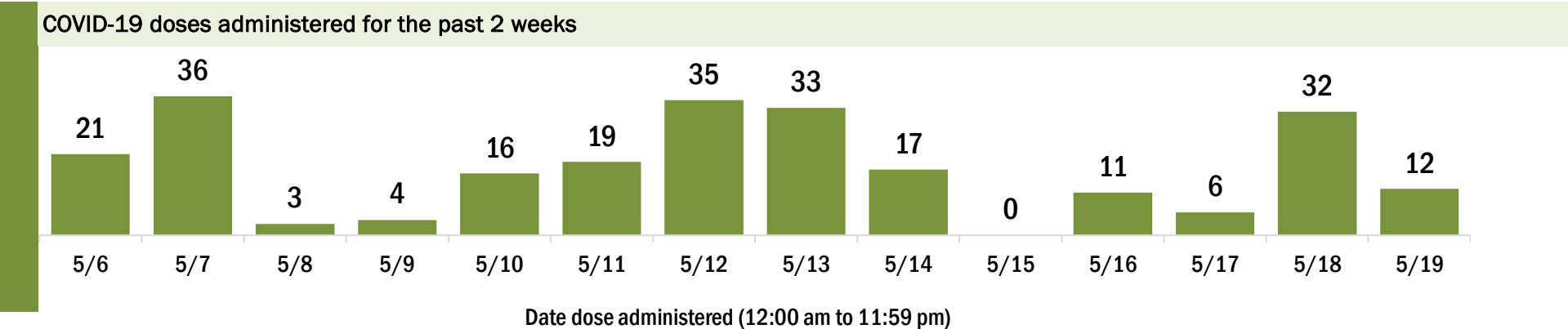
Data in this report are provisional and subject to change.

Data in this summary pertain to COVID-19 vaccines approved by the U.S. Food and Drug Administration and have been issued an Emergency Use Authorization (Janssen COVID-19 Vaccine, Moderna COVID-19 Vaccine and Pfizer-BioNTech COVID-19 Vaccine). These data summarize the number of people who have received either their first dose or have completed the series for a COVID-19 vaccine. **A person can only be counted in one category, first dose or series complete.** For persons receiving Moderna or Pfizer vaccines, once they receive their second dose, they are moved from the first dose column to the series completed column. **Because of this, the total first dose category may show a change from report to report not matching the total receiving their first dose from the previous day.** Persons receiving Johnson & Johnson vaccines will always be counted in the series completed column.

COVID-19 doses for vaccinated persons in Florida	
Doses administered	7,666
People receiving one dose of a 1-dose series (Johnson & Johnson) or receiving only one dose of a 2-dose series (Moderna, Pfizer) count once. Persons receiving both doses of a 2-dose series count twice.	

Current status of persons vaccinated for COVID-19 in Florida	
Total people vaccinated	4,278
First dose	757
Series completed	3,521
Completed 1-dose series	133
Completed 2-dose series	3,388
First dose: current number of people who have only received their first dose of the Moderna or Pfizer vaccine.	
Series complete: current number of people who have received both Moderna or Pfizer vaccine doses or one Johnson & Johnson dose and are considered fully immunized.	

Demographic summary	First dose	Series complete	Total people vaccinated
Age group	757	3,521	4,278
12-14 years	1	0	1
15-24 years	22	52	74
25-34 years	114	86	200
35-44 years	138	141	279
45-54 years	148	304	452
55-64 years	155	788	943
65-74 years	128	1,379	1,507
75-84 years	39	643	682
85+ years	12	128	140
Race	757	3,521	4,278
White	498	3,140	3,638
Black	175	162	337
American Indian/Alaskan	0	10	10
Other	33	142	175
Unknown	51	67	118
Other race includes Asian, native Hawaiian/Pacific Islander, or other.			
Ethnicity	757	3,521	4,278
Hispanic	13	54	67
Non-Hispanic	332	3,028	3,360
Unknown	412	439	851
Gender	757	3,521	4,278
Female	214	1,858	2,072
Male	543	1,663	2,206
Unknown	0	0	0



COVID-19: Gadsden County vaccine summary

Vaccination data through May 19, 2021 as of May 20, 2021 at 12:05 AM

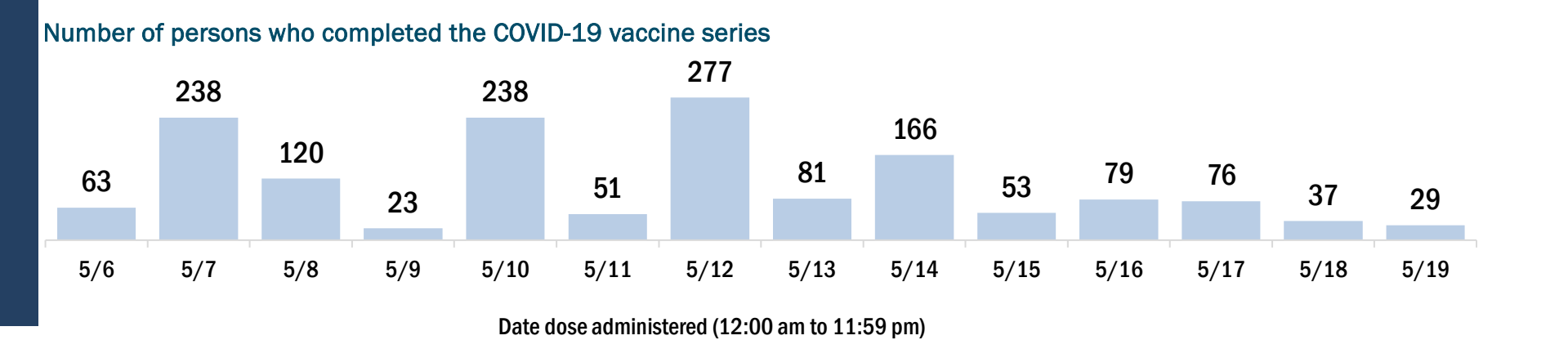
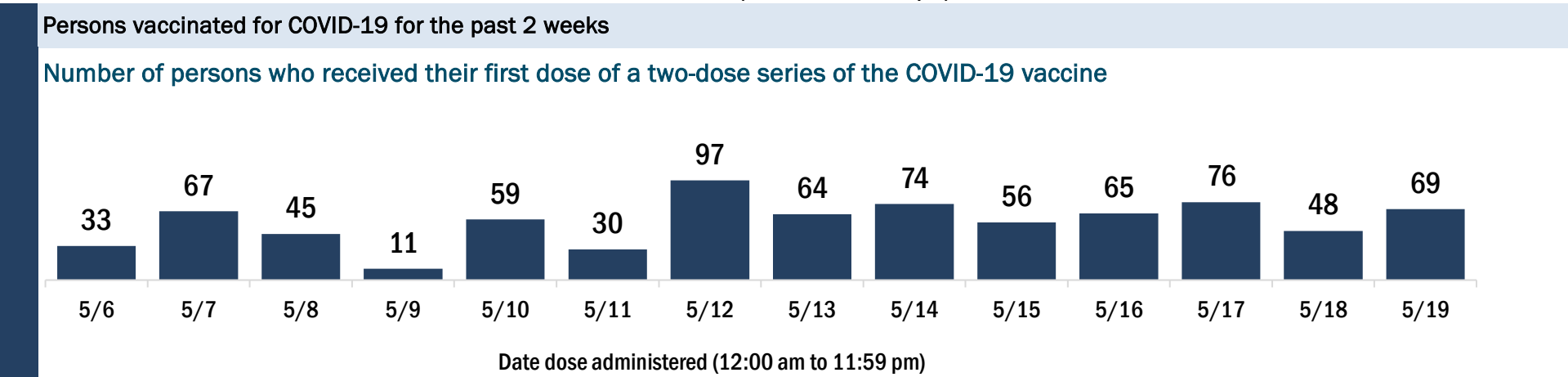
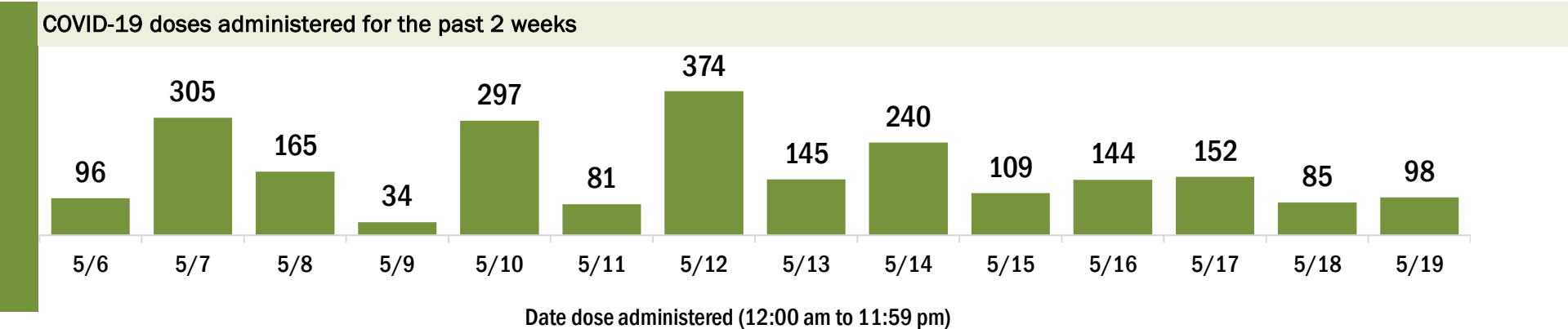
Data in this report are provisional and subject to change.

Data in this summary pertain to COVID-19 vaccines approved by the U.S. Food and Drug Administration and have been issued an Emergency Use Authorization (Janssen COVID-19 Vaccine, Moderna COVID-19 Vaccine and Pfizer-BioNTech COVID-19 Vaccine). These data summarize the number of people who have received either their first dose or have completed the series for a COVID-19 vaccine. **A person can only be counted in one category, first dose or series complete.** For persons receiving Moderna or Pfizer vaccines, once they receive their second dose, they are moved from the first dose column to the series completed column. **Because of this, the total first dose category may show a change from report to report not matching the total receiving their first dose from the previous day.** Persons receiving Johnson & Johnson vaccines will always be counted in the series completed column.

COVID-19 doses for vaccinated persons in Florida	
Doses administered	31,062
People receiving one dose of a 1-dose series (Johnson & Johnson) or receiving only one dose of a 2-dose series (Moderna, Pfizer) count once. Persons receiving both doses of a 2-dose series count twice.	

Current status of persons vaccinated for COVID-19 in Florida	
Total people vaccinated	17,858
First dose	2,790
Series completed	15,068
Completed 1-dose series	1,864
Completed 2-dose series	13,204
First dose: current number of people who have only received their first dose of the Moderna or Pfizer vaccine.	
Series complete: current number of people who have received both Moderna or Pfizer vaccine doses or one Johnson & Johnson dose and are considered fully immunized.	

Demographic summary	First dose	Series complete	Total people vaccinated
Age group	2,790	15,068	17,858
12-14 years	24	0	24
15-24 years	278	466	744
25-34 years	287	970	1,257
35-44 years	477	1,626	2,103
45-54 years	546	2,308	2,854
55-64 years	555	3,469	4,024
65-74 years	377	3,842	4,219
75-84 years	180	1,793	1,973
85+ years	66	594	660
Race	2,790	15,068	17,858
White	767	5,415	6,182
Black	1,272	6,530	7,802
American Indian/Alaskan	10	33	43
Other	378	2,096	2,474
Unknown	363	994	1,357
Other race includes Asian, native Hawaiian/Pacific Islander, or other.			
Ethnicity	2,790	15,068	17,858
Hispanic	337	919	1,256
Non-Hispanic	1,637	11,749	13,386
Unknown	816	2,400	3,216
Gender	2,790	15,068	17,858
Female	1,403	9,090	10,493
Male	1,387	5,978	7,365
Unknown	0	0	0



COVID-19: Gilchrist County vaccine summary

Vaccination data through May 19, 2021 as of May 20, 2021 at 12:05 AM

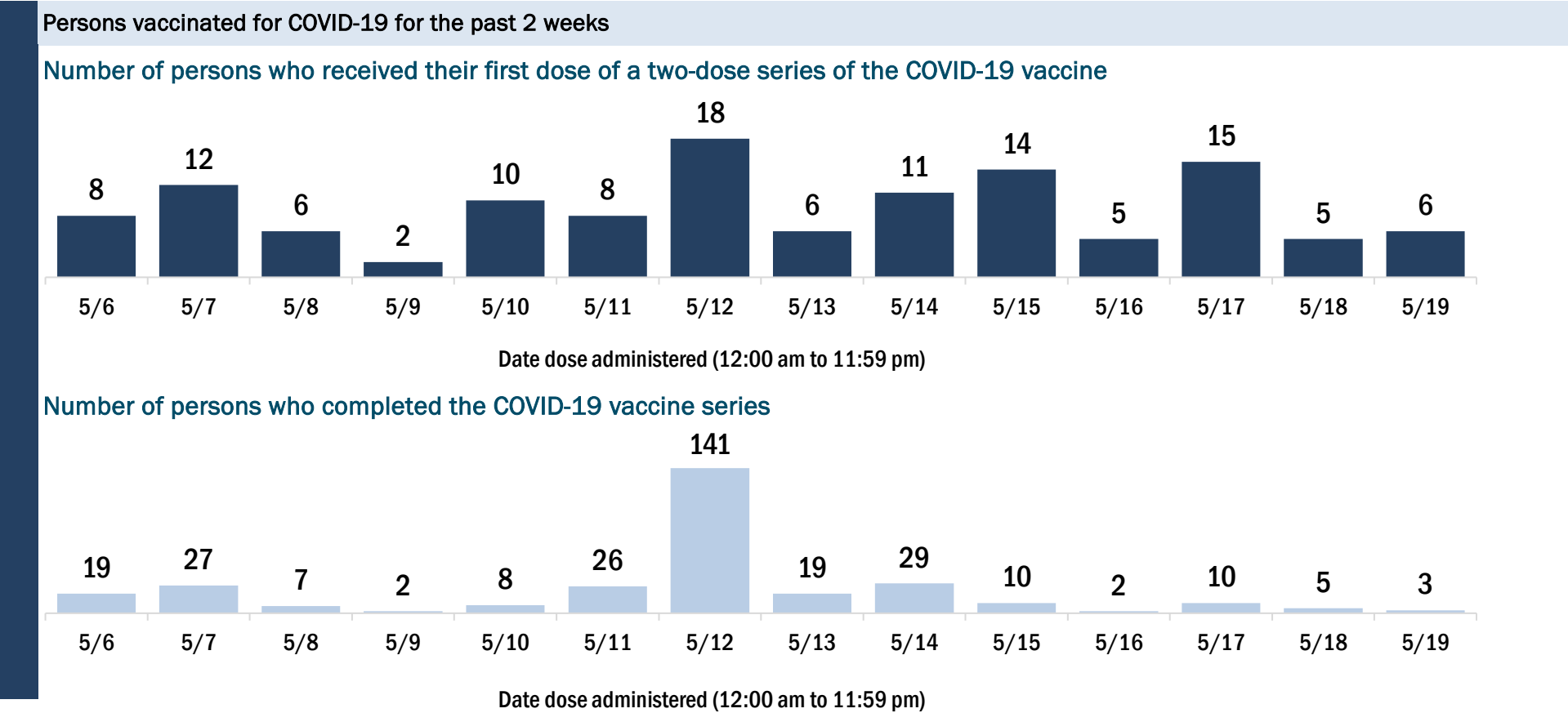
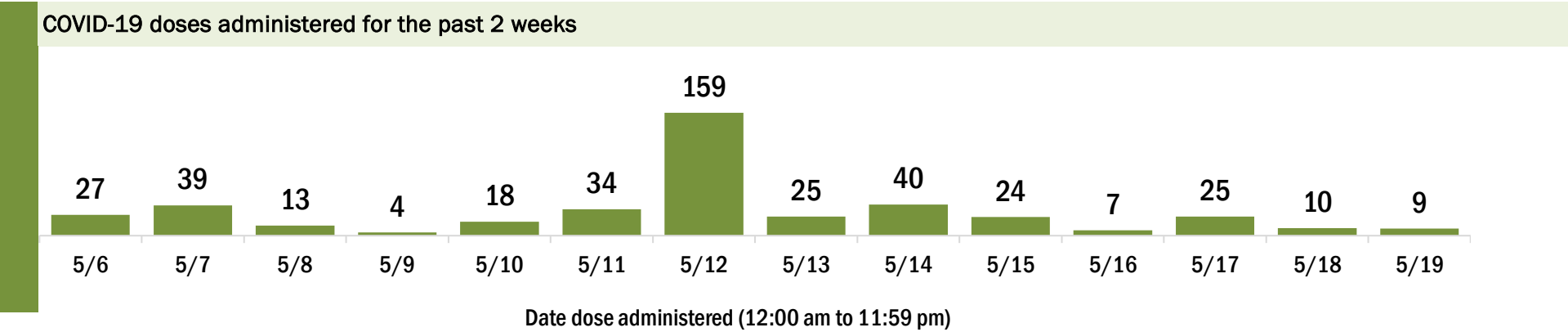
Data in this report are provisional and subject to change.

Data in this summary pertain to COVID-19 vaccines approved by the U.S. Food and Drug Administration and have been issued an Emergency Use Authorization (Janssen COVID-19 Vaccine, Moderna COVID-19 Vaccine and Pfizer-BioNTech COVID-19 Vaccine). These data summarize the number of people who have received either their first dose or have completed the series for a COVID-19 vaccine. **A person can only be counted in one category, first dose or series complete.** For persons receiving Moderna or Pfizer vaccines, once they receive their second dose, they are moved from the first dose column to the series completed column. **Because of this, the total first dose category may show a change from report to report not matching the total receiving their first dose from the previous day.** Persons receiving Johnson & Johnson vaccines will always be counted in the series completed column.

COVID-19 doses for vaccinated persons in Florida	
Doses administered	7,630
People receiving one dose of a 1-dose series (Johnson & Johnson) or receiving only one dose of a 2-dose series (Moderna, Pfizer) count once. Persons receiving both doses of a 2-dose series count twice.	

Current status of persons vaccinated for COVID-19 in Florida	
Total people vaccinated	4,403
First dose	671
Series completed	3,732
Completed 1-dose series	505
Completed 2-dose series	3,227
First dose: current number of people who have only received their first dose of the Moderna or Pfizer vaccine.	
Series complete: current number of people who have received both Moderna or Pfizer vaccine doses or one Johnson & Johnson dose and are considered fully immunized.	

Demographic summary	First dose	Series complete	Total people vaccinated
Age group	671	3,732	4,403
12-14 years	7	0	7
15-24 years	63	100	163
25-34 years	53	154	207
35-44 years	95	233	328
45-54 years	101	434	535
55-64 years	159	805	964
65-74 years	129	1,147	1,276
75-84 years	44	649	693
85+ years	20	210	230
Race	671	3,732	4,403
White	503	2,786	3,289
Black	28	79	107
American Indian/Alaskan	4	15	19
Other	45	265	310
Unknown	91	587	678
Other race includes Asian, native Hawaiian/Pacific Islander, or other.			
Ethnicity	671	3,732	4,403
Hispanic	29	130	159
Non-Hispanic	341	1,812	2,153
Unknown	301	1,790	2,091
Gender	671	3,732	4,403
Female	374	2,070	2,444
Male	297	1,660	1,957
Unknown	0	2	2



COVID-19: Glades County vaccine summary

Vaccination data through May 19, 2021 as of May 20, 2021 at 12:05 AM

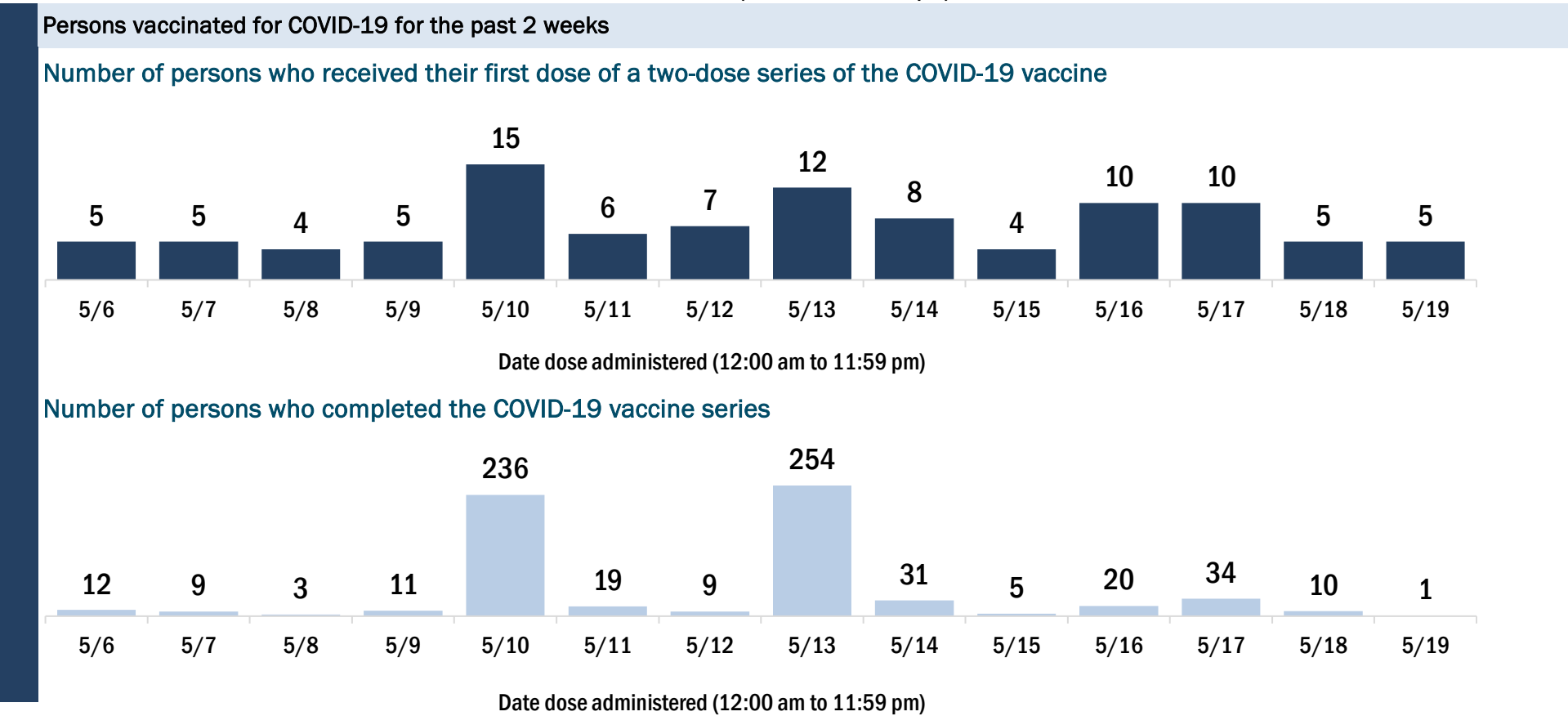
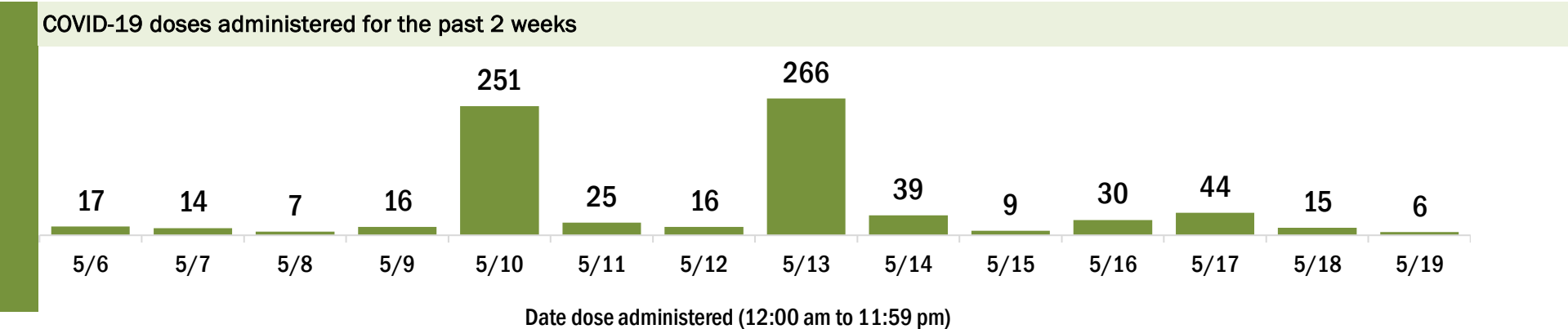
Data in this report are provisional and subject to change.

Data in this summary pertain to COVID-19 vaccines approved by the U.S. Food and Drug Administration and have been issued an Emergency Use Authorization (Janssen COVID-19 Vaccine, Moderna COVID-19 Vaccine and Pfizer-BioNTech COVID-19 Vaccine). These data summarize the number of people who have received either their first dose or have completed the series for a COVID-19 vaccine. **A person can only be counted in one category, first dose or series complete.** For persons receiving Moderna or Pfizer vaccines, once they receive their second dose, they are moved from the first dose column to the series completed column. **Because of this, the total first dose category may show a change from report to report not matching the total receiving their first dose from the previous day.** Persons receiving Johnson & Johnson vaccines will always be counted in the series completed column.

COVID-19 doses for vaccinated persons in Florida	
Doses administered	8,126
People receiving one dose of a 1-dose series (Johnson & Johnson) or receiving only one dose of a 2-dose series (Moderna, Pfizer) count once. Persons receiving both doses of a 2-dose series count twice.	

Current status of persons vaccinated for COVID-19 in Florida	
Total people vaccinated	4,646
First dose	635
Series completed	4,011
Completed 1-dose series	531
Completed 2-dose series	3,480
First dose: current number of people who have only received their first dose of the Moderna or Pfizer vaccine.	
Series complete: current number of people who have received both Moderna or Pfizer vaccine doses or one Johnson & Johnson dose and are considered fully immunized.	

Demographic summary	First dose	Series complete	Total people vaccinated
Age group	635	4,011	4,646
12-14 years	0	0	0
15-24 years	74	192	266
25-34 years	128	318	446
35-44 years	80	245	325
45-54 years	94	306	400
55-64 years	117	625	742
65-74 years	73	1,318	1,391
75-84 years	56	834	890
85+ years	13	173	186
Race	635	4,011	4,646
White	511	3,121	3,632
Black	22	136	158
American Indian/Alaskan	1	24	25
Other	41	256	297
Unknown	60	474	534
Other race includes Asian, native Hawaiian/Pacific Islander, or other.			
Ethnicity	635	4,011	4,646
Hispanic	270	719	989
Non-Hispanic	225	1,875	2,100
Unknown	140	1,417	1,557
Gender	635	4,011	4,646
Female	215	1,759	1,974
Male	419	2,251	2,670
Unknown	1	1	2



COVID-19: Gulf County vaccine summary

Vaccination data through May 19, 2021 as of May 20, 2021 at 12:05 AM

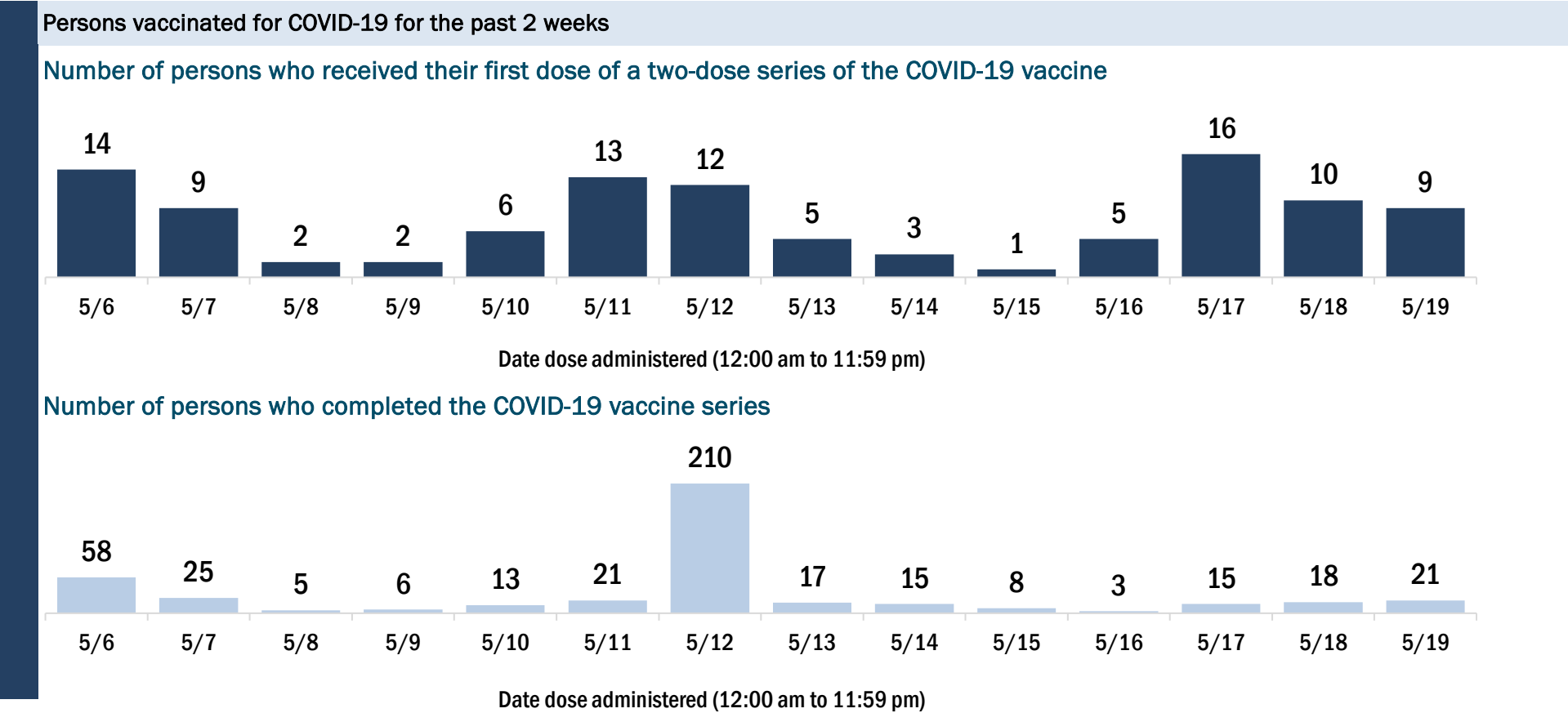
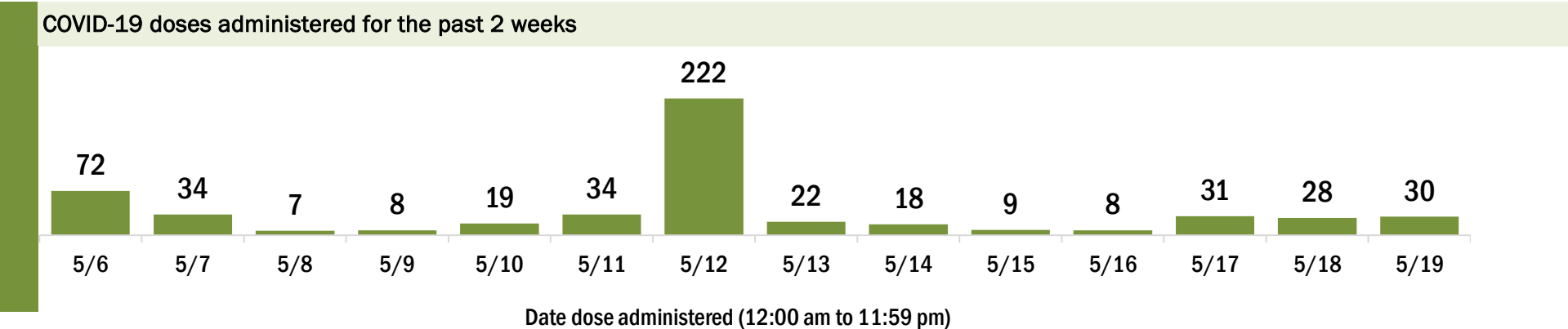
Data in this report are provisional and subject to change.

Data in this summary pertain to COVID-19 vaccines approved by the U.S. Food and Drug Administration and have been issued an Emergency Use Authorization (Janssen COVID-19 Vaccine, Moderna COVID-19 Vaccine and Pfizer-BioNTech COVID-19 Vaccine). These data summarize the number of people who have received either their first dose or have completed the series for a COVID-19 vaccine. **A person can only be counted in one category, first dose or series complete.** For persons receiving Moderna or Pfizer vaccines, once they receive their second dose, they are moved from the first dose column to the series completed column. **Because of this, the total first dose category may show a change from report to report not matching the total receiving their first dose from the previous day.** Persons receiving Johnson & Johnson vaccines will always be counted in the series completed column.

COVID-19 doses for vaccinated persons in Florida	
Doses administered	8,226
People receiving one dose of a 1-dose series (Johnson & Johnson) or receiving only one dose of a 2-dose series (Moderna, Pfizer) count once. Persons receiving both doses of a 2-dose series count twice.	

Current status of persons vaccinated for COVID-19 in Florida	
Total people vaccinated	4,647
First dose	814
Series completed	3,833
Completed 1-dose series	254
Completed 2-dose series	3,579
First dose: current number of people who have only received their first dose of the Moderna or Pfizer vaccine.	
Series complete: current number of people who have received both Moderna or Pfizer vaccine doses or one Johnson & Johnson dose and are considered fully immunized.	

Demographic summary	First dose	Series complete	Total people vaccinated
Age group	814	3,833	4,647
12-14 years	4	0	4
15-24 years	51	83	134
25-34 years	109	143	252
35-44 years	123	218	341
45-54 years	155	387	542
55-64 years	180	723	903
65-74 years	126	1,413	1,539
75-84 years	58	685	743
85+ years	8	181	189
Race	814	3,833	4,647
White	568	3,274	3,842
Black	178	366	544
American Indian/Alaskan	2	13	15
Other	49	115	164
Unknown	17	65	82
Other race includes Asian, native Hawaiian/Pacific Islander, or other.			
Ethnicity	814	3,833	4,647
Hispanic	16	49	65
Non-Hispanic	401	3,198	3,599
Unknown	397	586	983
Gender	814	3,833	4,647
Female	337	1,920	2,257
Male	477	1,913	2,390
Unknown	0	0	0



COVID-19: Hamilton County vaccine summary

Vaccination data through May 19, 2021 as of May 20, 2021 at 12:05 AM

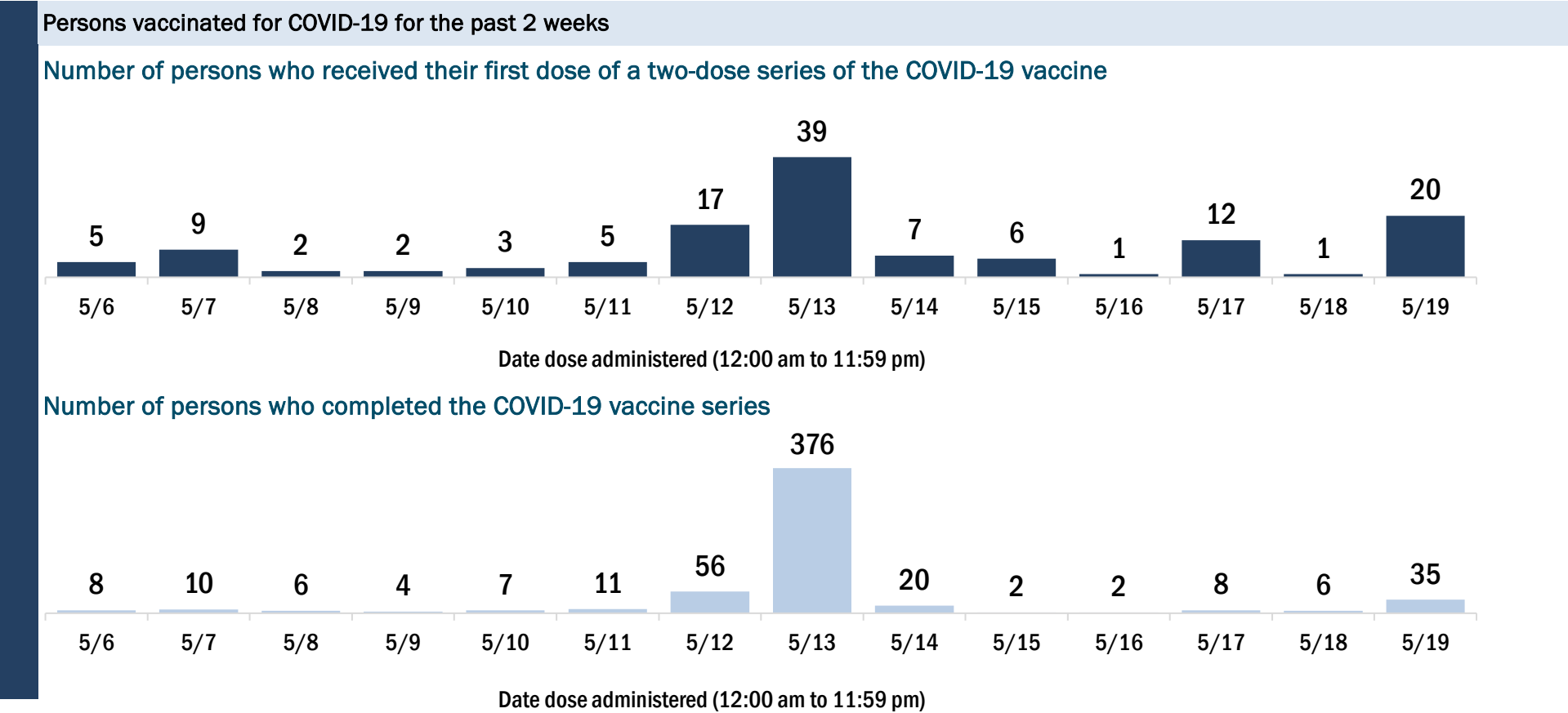
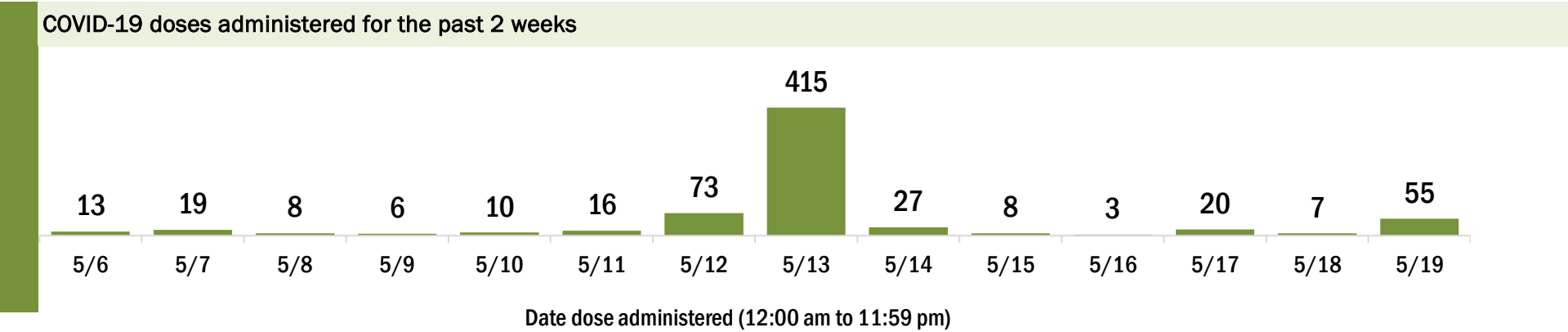
Data in this report are provisional and subject to change.

Data in this summary pertain to COVID-19 vaccines approved by the U.S. Food and Drug Administration and have been issued an Emergency Use Authorization (Janssen COVID-19 Vaccine, Moderna COVID-19 Vaccine and Pfizer-BioNTech COVID-19 Vaccine). These data summarize the number of people who have received either their first dose or have completed the series for a COVID-19 vaccine. **A person can only be counted in one category, first dose or series complete.** For persons receiving Moderna or Pfizer vaccines, once they receive their second dose, they are moved from the first dose column to the series completed column. **Because of this, the total first dose category may show a change from report to report not matching the total receiving their first dose from the previous day.** Persons receiving Johnson & Johnson vaccines will always be counted in the series completed column.

COVID-19 doses for vaccinated persons in Florida	
Doses administered	5,998
People receiving one dose of a 1-dose series (Johnson & Johnson) or receiving only one dose of a 2-dose series (Moderna, Pfizer) count once. Persons receiving both doses of a 2-dose series count twice.	

Current status of persons vaccinated for COVID-19 in Florida	
Total people vaccinated	3,313
First dose	395
Series completed	2,918
Completed 1-dose series	233
Completed 2-dose series	2,685
First dose: current number of people who have only received their first dose of the Moderna or Pfizer vaccine.	
Series complete: current number of people who have received both Moderna or Pfizer vaccine doses or one Johnson & Johnson dose and are considered fully immunized.	

Demographic summary	First dose	Series complete	Total people vaccinated
Age group	395	2,918	3,313
12-14 years	3	0	3
15-24 years	36	62	98
25-34 years	62	150	212
35-44 years	72	218	290
45-54 years	69	339	408
55-64 years	82	656	738
65-74 years	40	929	969
75-84 years	20	439	459
85+ years	11	125	136
Race	395	2,918	3,313
White	196	1,664	1,860
Black	149	805	954
American Indian/Alaskan	2	6	8
Other	26	209	235
Unknown	22	234	256
Other race includes Asian, native Hawaiian/Pacific Islander, or other.			
Ethnicity	395	2,918	3,313
Hispanic	26	112	138
Non-Hispanic	264	1,886	2,150
Unknown	105	920	1,025
Gender	395	2,918	3,313
Female	162	1,443	1,605
Male	233	1,475	1,708
Unknown	0	0	0



COVID-19: Hardee County vaccine summary

Vaccination data through May 19, 2021 as of May 20, 2021 at 12:05 AM

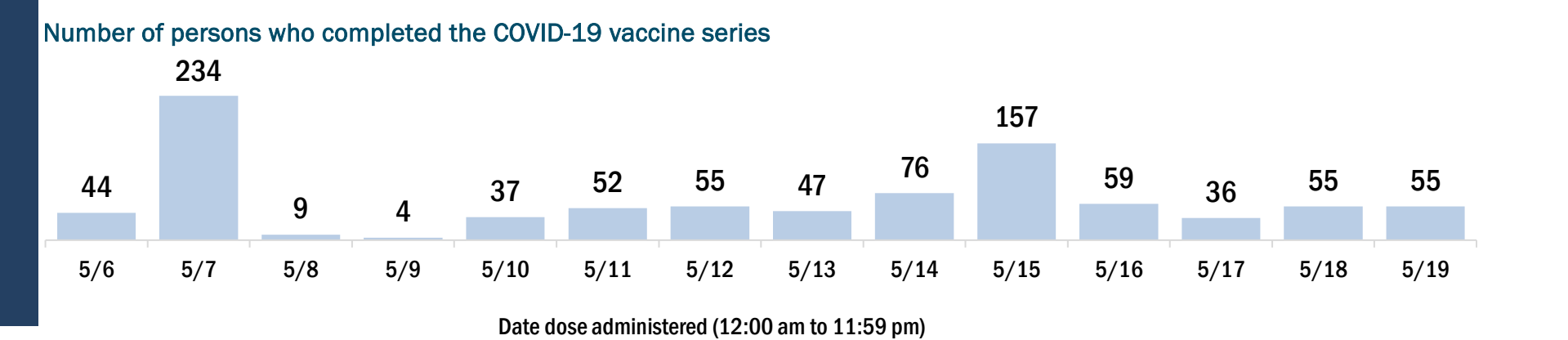
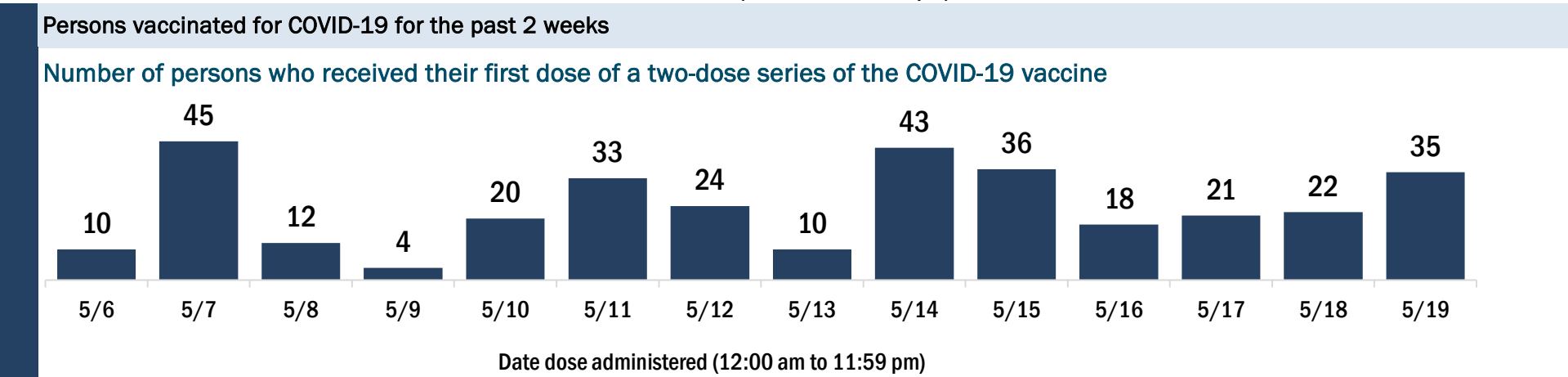
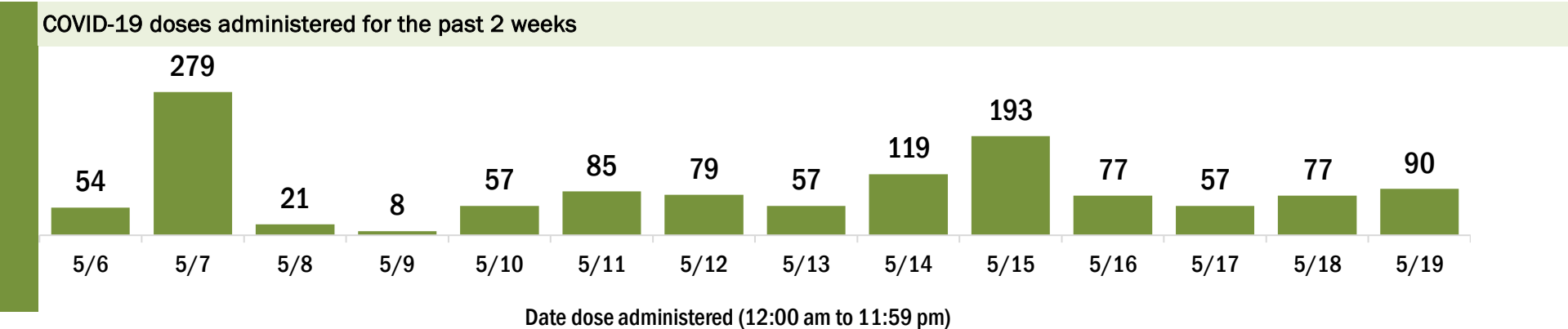
Data in this report are provisional and subject to change.

Data in this summary pertain to COVID-19 vaccines approved by the U.S. Food and Drug Administration and have been issued an Emergency Use Authorization (Janssen COVID-19 Vaccine, Moderna COVID-19 Vaccine and Pfizer-BioNTech COVID-19 Vaccine). These data summarize the number of people who have received either their first dose or have completed the series for a COVID-19 vaccine. **A person can only be counted in one category, first dose or series complete.** For persons receiving Moderna or Pfizer vaccines, once they receive their second dose, they are moved from the first dose column to the series completed column. **Because of this, the total first dose category may show a change from report to report not matching the total receiving their first dose from the previous day.** Persons receiving Johnson & Johnson vaccines will always be counted in the series completed column.

COVID-19 doses for vaccinated persons in Florida	
Doses administered	12,293
People receiving one dose of a 1-dose series (Johnson & Johnson) or receiving only one dose of a 2-dose series (Moderna, Pfizer) count once. Persons receiving both doses of a 2-dose series count twice.	

Current status of persons vaccinated for COVID-19 in Florida	
Total people vaccinated	7,224
First dose	1,711
Series completed	5,513
Completed 1-dose series	444
Completed 2-dose series	5,069
First dose: current number of people who have only received their first dose of the Moderna or Pfizer vaccine.	
Series complete: current number of people who have received both Moderna or Pfizer vaccine doses or one Johnson & Johnson dose and are considered fully immunized.	

Demographic summary	First dose	Series complete	Total people vaccinated
Age group	1,711	5,513	7,224
12-14 years	9	0	9
15-24 years	140	245	385
25-34 years	201	416	617
35-44 years	300	428	728
45-54 years	357	633	990
55-64 years	355	983	1,338
65-74 years	231	1,524	1,755
75-84 years	92	1,003	1,095
85+ years	26	281	307
Race	1,711	5,513	7,224
White	1,102	4,462	5,564
Black	325	227	552
American Indian/Alaskan	5	27	32
Other	215	554	769
Unknown	64	243	307
Other race includes Asian, native Hawaiian/Pacific Islander, or other.			
Ethnicity	1,711	5,513	7,224
Hispanic	437	1,331	1,768
Non-Hispanic	961	3,557	4,518
Unknown	313	625	938
Gender	1,711	5,513	7,224
Female	575	2,781	3,356
Male	1,135	2,730	3,865
Unknown	1	2	3



COVID-19: Hendry County vaccine summary

Vaccination data through May 19, 2021 as of May 20, 2021 at 12:05 AM

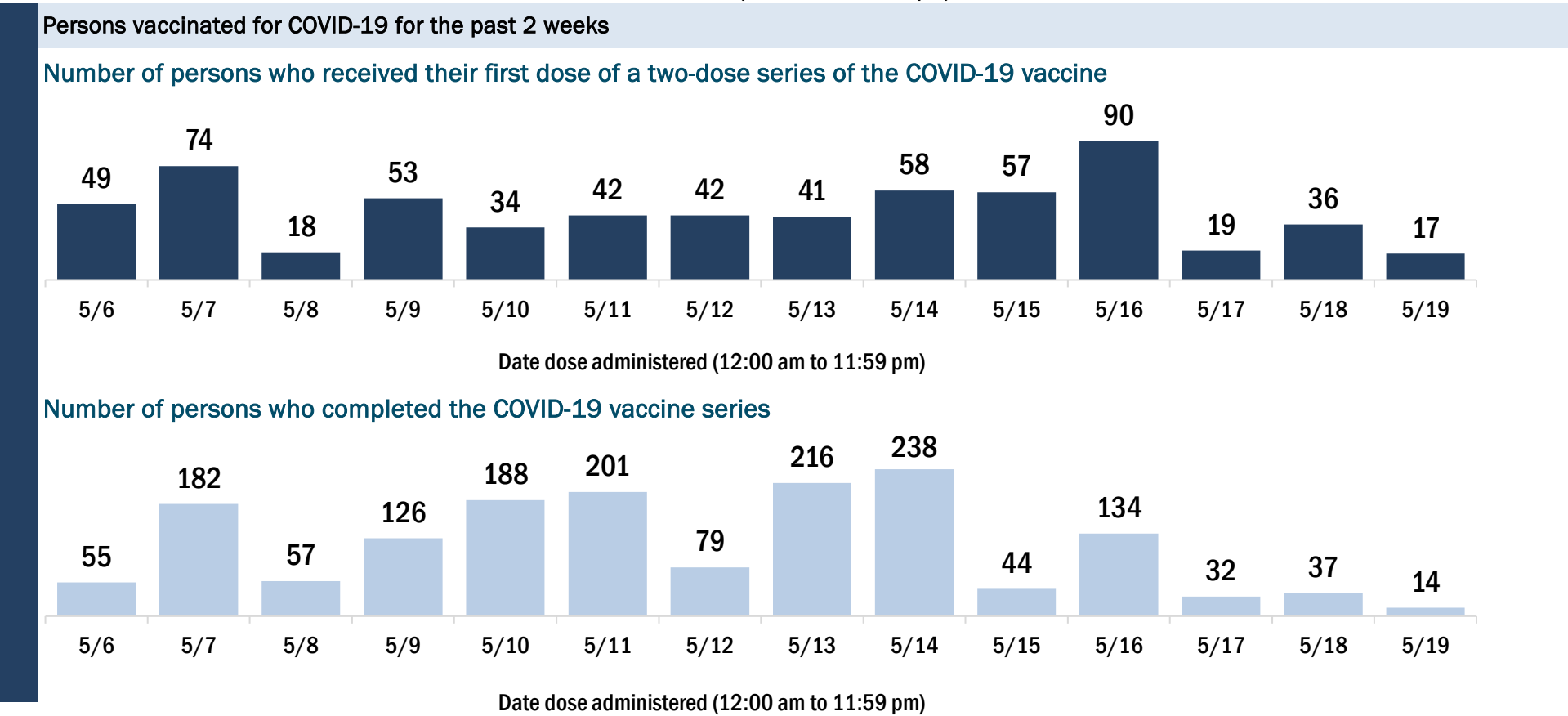
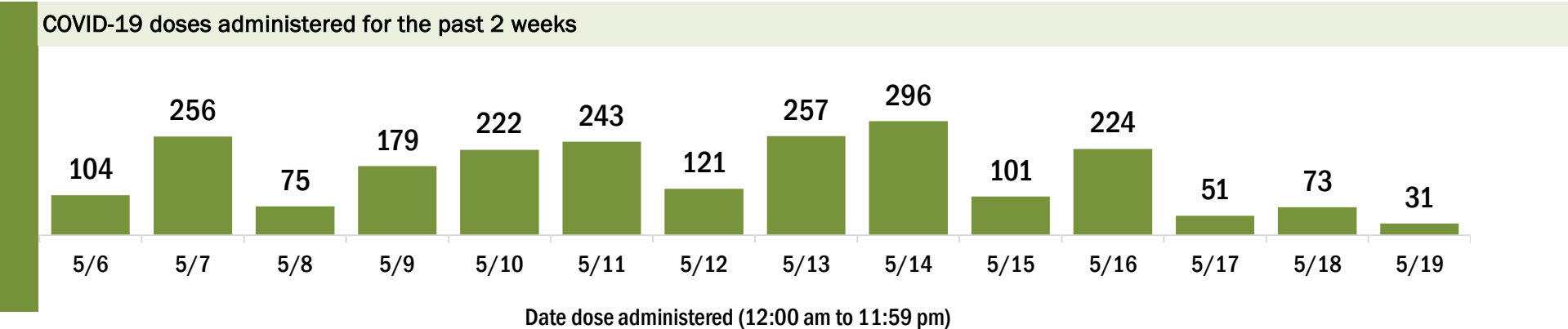
Data in this report are provisional and subject to change.

Data in this summary pertain to COVID-19 vaccines approved by the U.S. Food and Drug Administration and have been issued an Emergency Use Authorization (Janssen COVID-19 Vaccine, Moderna COVID-19 Vaccine and Pfizer-BioNTech COVID-19 Vaccine). These data summarize the number of people who have received either their first dose or have completed the series for a COVID-19 vaccine. **A person can only be counted in one category, first dose or series complete.** For persons receiving Moderna or Pfizer vaccines, once they receive their second dose, they are moved from the first dose column to the series completed column. **Because of this, the total first dose category may show a change from report to report not matching the total receiving their first dose from the previous day.** Persons receiving Johnson & Johnson vaccines will always be counted in the series completed column.

COVID-19 doses for vaccinated persons in Florida	
Doses administered	20,066
People receiving one dose of a 1-dose series (Johnson & Johnson) or receiving only one dose of a 2-dose series (Moderna, Pfizer) count once. Persons receiving both doses of a 2-dose series count twice.	

Current status of persons vaccinated for COVID-19 in Florida	
Total people vaccinated	12,013
First dose	2,543
Series completed	9,470
Completed 1-dose series	1,417
Completed 2-dose series	8,053
First dose: current number of people who have only received their first dose of the Moderna or Pfizer vaccine.	
Series complete: current number of people who have received both Moderna or Pfizer vaccine doses or one Johnson & Johnson dose and are considered fully immunized.	

Demographic summary	First dose	Series complete	Total people vaccinated
Age group	2,543	9,470	12,013
12-14 years	16	0	16
15-24 years	373	596	969
25-34 years	456	962	1,418
35-44 years	435	985	1,420
45-54 years	430	1,434	1,864
55-64 years	454	2,000	2,454
65-74 years	213	2,118	2,331
75-84 years	116	1,069	1,185
85+ years	50	306	356
Race	2,543	9,470	12,013
White	1,754	6,504	8,258
Black	141	647	788
American Indian/Alaskan	4	22	26
Other	404	1,464	1,868
Unknown	240	833	1,073
Other race includes Asian, native Hawaiian/Pacific Islander, or other.			
Ethnicity	2,543	9,470	12,013
Hispanic	1,390	3,699	5,089
Non-Hispanic	563	3,279	3,842
Unknown	590	2,492	3,082
Gender	2,543	9,470	12,013
Female	1,043	4,457	5,500
Male	1,499	5,011	6,510
Unknown	1	2	3



COVID-19: Hernando County vaccine summary

Vaccination data through May 19, 2021 as of May 20, 2021 at 12:05 AM

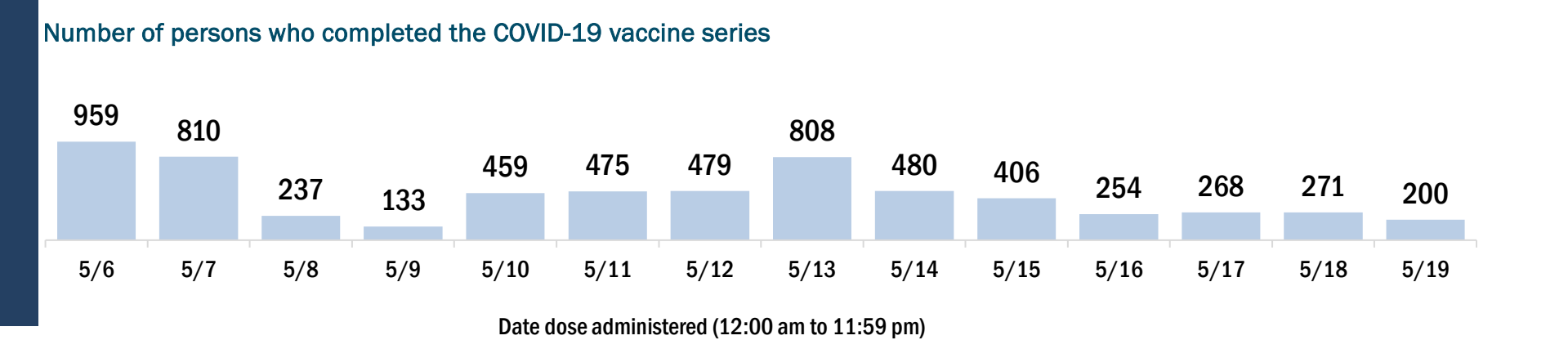
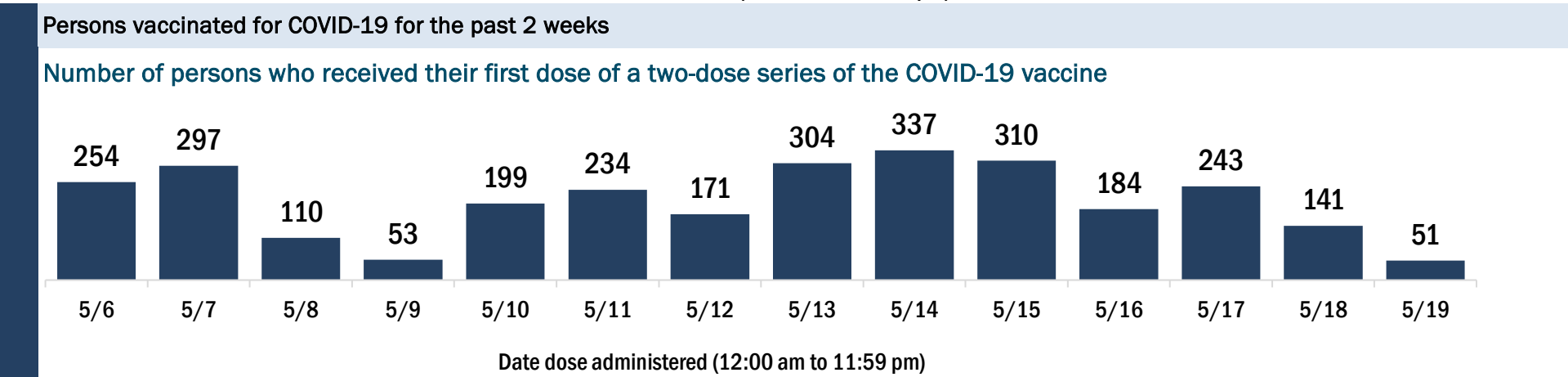
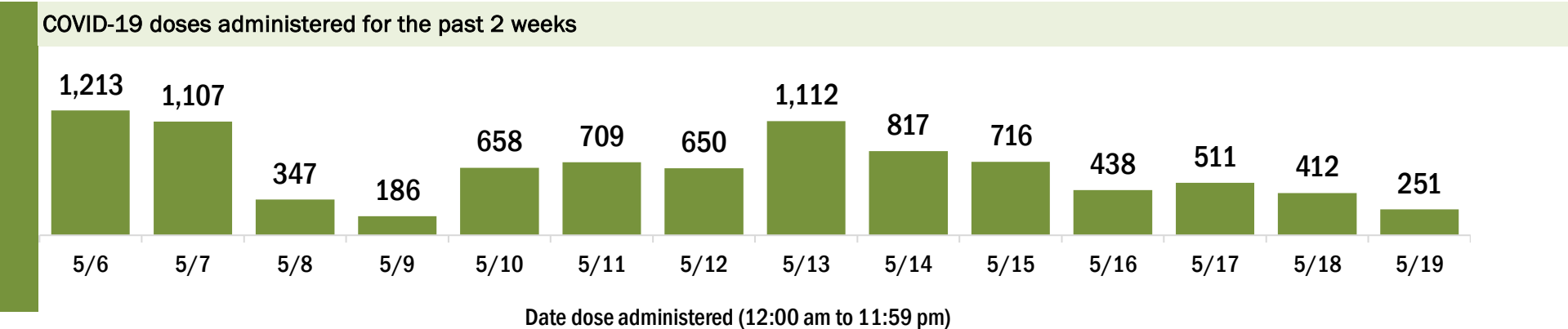
Data in this report are provisional and subject to change.

Data in this summary pertain to COVID-19 vaccines approved by the U.S. Food and Drug Administration and have been issued an Emergency Use Authorization (Janssen COVID-19 Vaccine, Moderna COVID-19 Vaccine and Pfizer-BioNTech COVID-19 Vaccine). These data summarize the number of people who have received either their first dose or have completed the series for a COVID-19 vaccine. **A person can only be counted in one category, first dose or series complete.** For persons receiving Moderna or Pfizer vaccines, once they receive their second dose, they are moved from the first dose column to the series completed column. **Because of this, the total first dose category may show a change from report to report not matching the total receiving their first dose from the previous day.** Persons receiving Johnson & Johnson vaccines will always be counted in the series completed column.

COVID-19 doses for vaccinated persons in Florida	
Doses administered	129,350
People receiving one dose of a 1-dose series (Johnson & Johnson) or receiving only one dose of a 2-dose series (Moderna, Pfizer) count once. Persons receiving both doses of a 2-dose series count twice.	

Current status of persons vaccinated for COVID-19 in Florida	
Total people vaccinated	74,368
First dose	13,421
Series completed	60,947
Completed 1-dose series	5,965
Completed 2-dose series	54,982
First dose: current number of people who have only received their first dose of the Moderna or Pfizer vaccine.	
Series complete: current number of people who have received both Moderna or Pfizer vaccine doses or one Johnson & Johnson dose and are considered fully immunized.	

Demographic summary	First dose	Series complete	Total people vaccinated
Age group	13,421	60,947	74,368
12-14 years	168	0	168
15-24 years	1,211	1,885	3,096
25-34 years	1,164	2,605	3,769
35-44 years	1,444	3,766	5,210
45-54 years	1,872	6,511	8,383
55-64 years	2,620	11,965	14,585
65-74 years	2,516	18,608	21,124
75-84 years	1,704	11,904	13,608
85+ years	722	3,703	4,425
Race	13,421	60,947	74,368
White	9,103	43,846	52,949
Black	466	1,666	2,132
American Indian/Alaskan	70	198	268
Other	1,217	4,402	5,619
Unknown	2,565	10,835	13,400
Other race includes Asian, native Hawaiian/Pacific Islander, or other.			
Ethnicity	13,421	60,947	74,368
Hispanic	1,316	3,633	4,949
Non-Hispanic	6,738	34,155	40,893
Unknown	5,367	23,159	28,526
Gender	13,421	60,947	74,368
Female	7,358	34,799	42,157
Male	6,051	26,111	32,162
Unknown	12	37	49



COVID-19: Highlands County vaccine summary

Vaccination data through May 19, 2021 as of May 20, 2021 at 12:05 AM

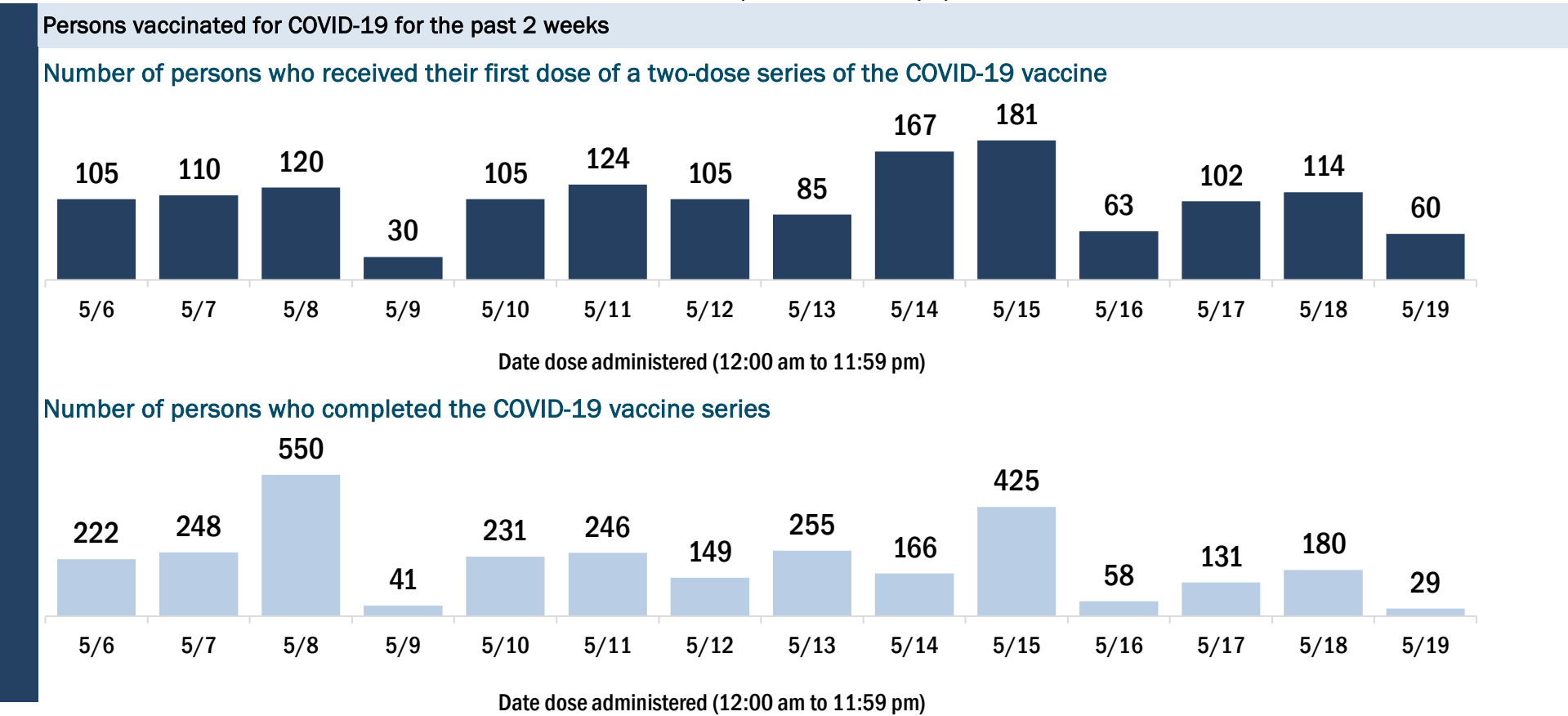
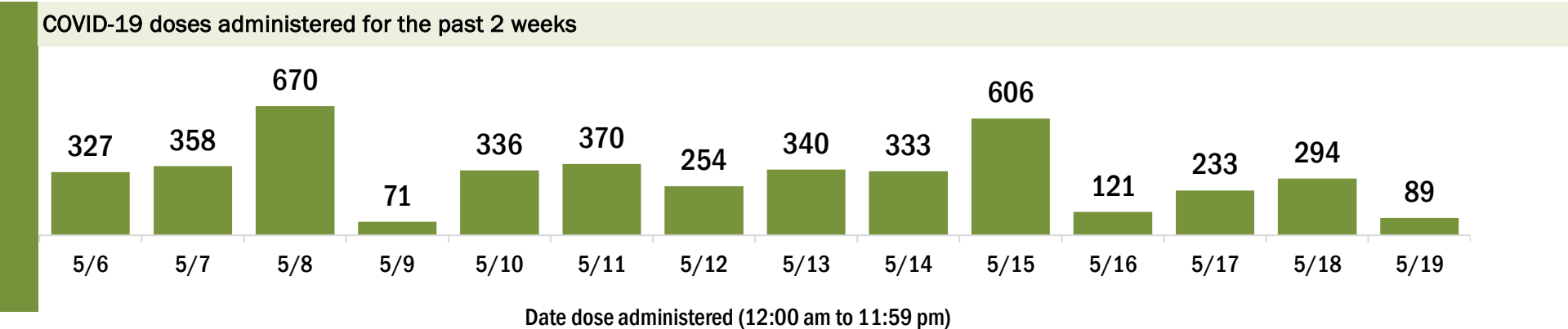
Data in this report are provisional and subject to change.

Data in this summary pertain to COVID-19 vaccines approved by the U.S. Food and Drug Administration and have been issued an Emergency Use Authorization (Janssen COVID-19 Vaccine, Moderna COVID-19 Vaccine and Pfizer-BioNTech COVID-19 Vaccine). These data summarize the number of people who have received either their first dose or have completed the series for a COVID-19 vaccine. **A person can only be counted in one category, first dose or series complete.** For persons receiving Moderna or Pfizer vaccines, once they receive their second dose, they are moved from the first dose column to the series completed column. **Because of this, the total first dose category may show a change from report to report not matching the total receiving their first dose from the previous day.** Persons receiving Johnson & Johnson vaccines will always be counted in the series completed column.

COVID-19 doses for vaccinated persons in Florida	
Doses administered	76,283
People receiving one dose of a 1-dose series (Johnson & Johnson) or receiving only one dose of a 2-dose series (Moderna, Pfizer) count once. Persons receiving both doses of a 2-dose series count twice.	

Current status of persons vaccinated for COVID-19 in Florida	
Total people vaccinated	44,852
First dose	11,860
Series completed	32,992
Completed 1-dose series	1,561
Completed 2-dose series	31,431
First dose: current number of people who have only received their first dose of the Moderna or Pfizer vaccine.	
Series complete: current number of people who have received both Moderna or Pfizer vaccine doses or one Johnson & Johnson dose and are considered fully immunized.	

Demographic summary	First dose	Series complete	Total people vaccinated
Age group	11,860	32,992	44,852
12-14 years	50	0	50
15-24 years	490	696	1,186
25-34 years	527	1,098	1,625
35-44 years	722	1,342	2,064
45-54 years	1,025	2,321	3,346
55-64 years	1,979	5,506	7,485
65-74 years	3,465	11,093	14,558
75-84 years	2,729	8,534	11,263
85+ years	873	2,402	3,275
Race	11,860	32,992	44,852
White	8,987	26,700	35,687
Black	601	1,230	1,831
American Indian/Alaskan	132	231	363
Other	858	2,241	3,099
Unknown	1,282	2,590	3,872
Other race includes Asian, native Hawaiian/Pacific Islander, or other.			
Ethnicity	11,860	32,992	44,852
Hispanic	1,490	2,945	4,435
Non-Hispanic	7,102	23,635	30,737
Unknown	3,268	6,412	9,680
Gender	11,860	32,992	44,852
Female	6,221	17,790	24,011
Male	5,620	15,184	20,804
Unknown	19	18	37



COVID-19: Hillsborough County vaccine summary

Vaccination data through May 19, 2021 as of May 20, 2021 at 12:05 AM

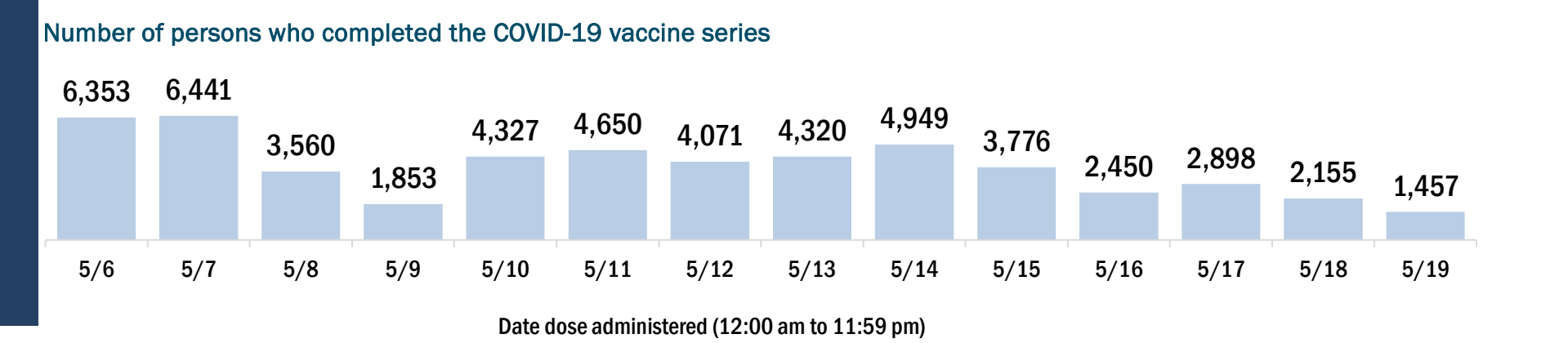
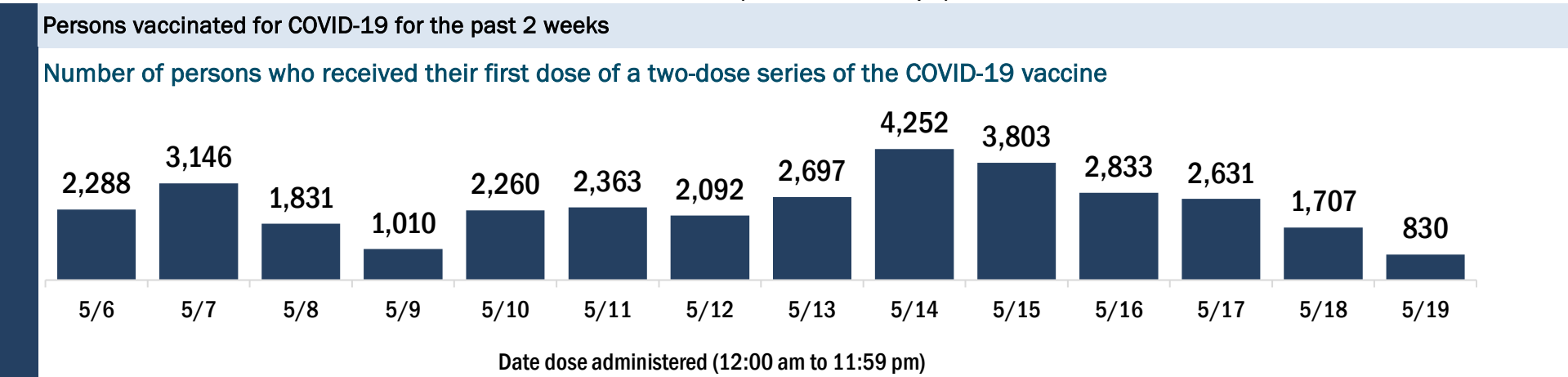
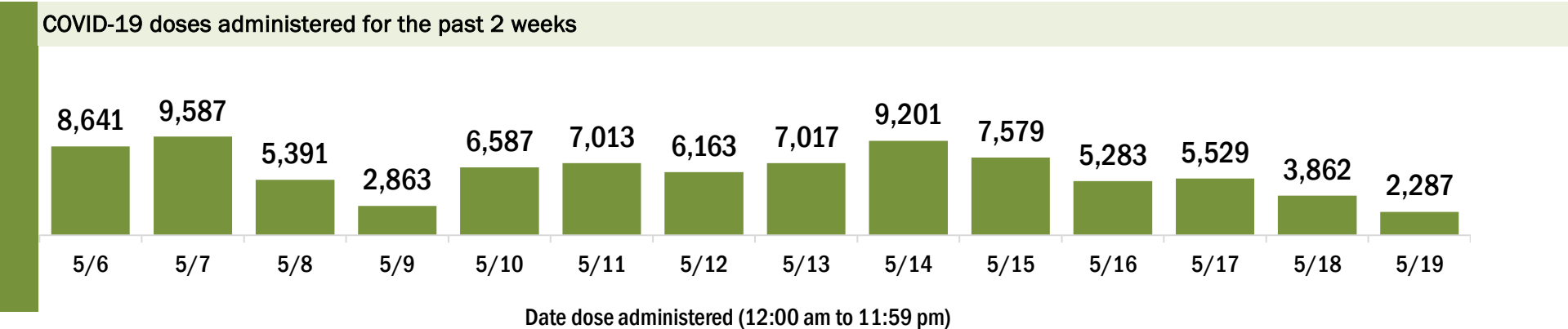
Data in this report are provisional and subject to change.

Data in this summary pertain to COVID-19 vaccines approved by the U.S. Food and Drug Administration and have been issued an Emergency Use Authorization (Janssen COVID-19 Vaccine, Moderna COVID-19 Vaccine and Pfizer-BioNTech COVID-19 Vaccine). These data summarize the number of people who have received either their first dose or have completed the series for a COVID-19 vaccine. **A person can only be counted in one category, first dose or series complete.** For persons receiving Moderna or Pfizer vaccines, once they receive their second dose, they are moved from the first dose column to the series completed column. **Because of this, the total first dose category may show a change from report to report not matching the total receiving their first dose from the previous day.** Persons receiving Johnson & Johnson vaccines will always be counted in the series completed column.

COVID-19 doses for vaccinated persons in Florida	
Doses administered	992,807
People receiving one dose of a 1-dose series (Johnson & Johnson) or receiving only one dose of a 2-dose series (Moderna, Pfizer) count once. Persons receiving both doses of a 2-dose series count twice.	

Current status of persons vaccinated for COVID-19 in Florida	
Total people vaccinated	598,988
First dose	147,162
Series completed	451,826
Completed 1-dose series	58,007
Completed 2-dose series	393,819
First dose: current number of people who have only received their first dose of the Moderna or Pfizer vaccine.	
Series complete: current number of people who have received both Moderna or Pfizer vaccine doses or one Johnson & Johnson dose and are considered fully immunized.	

Demographic summary	First dose	Series complete	Total people vaccinated
Age group	147,162	451,826	598,988
12-14 years	3,397	0	3,397
15-24 years	17,262	35,399	52,661
25-34 years	18,960	53,940	72,900
35-44 years	19,367	66,052	85,419
45-54 years	19,287	78,944	98,231
55-64 years	19,801	92,590	112,391
65-74 years	29,170	74,756	103,926
75-84 years	14,964	36,998	51,962
85+ years	4,954	13,147	18,101
Race	147,162	451,826	598,988
White	89,015	290,367	379,382
Black	11,552	30,801	42,353
American Indian/Alaskan	703	1,248	1,951
Other	21,617	63,554	85,171
Unknown	24,275	65,856	90,131
Other race includes Asian, native Hawaiian/Pacific Islander, or other.			
Ethnicity	147,162	451,826	598,988
Hispanic	26,307	51,269	77,576
Non-Hispanic	69,351	256,012	325,363
Unknown	51,504	144,545	196,049
Gender	147,162	451,826	598,988
Female	77,378	249,735	327,113
Male	69,566	201,786	271,352
Unknown	218	305	523



COVID-19: Holmes County vaccine summary

Vaccination data through May 19, 2021 as of May 20, 2021 at 12:05 AM

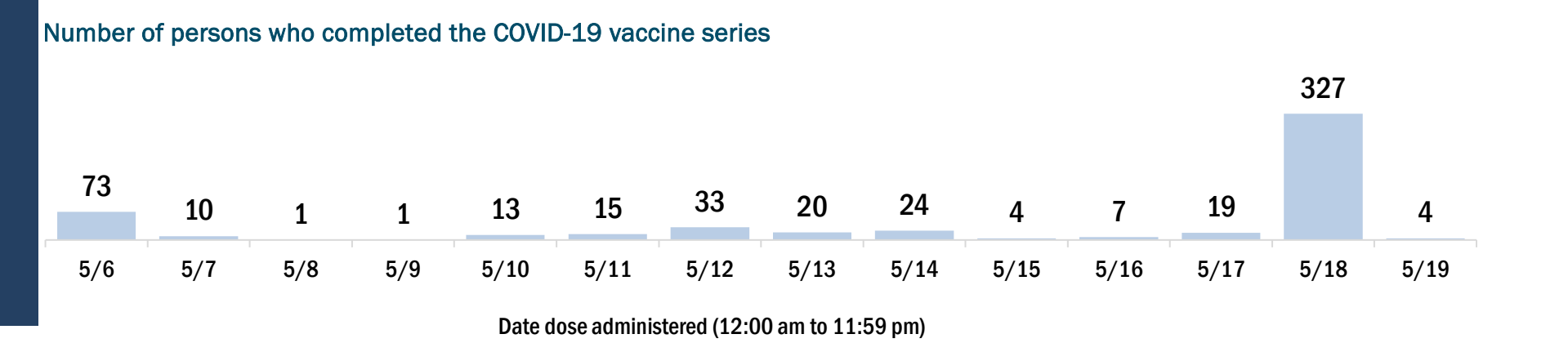
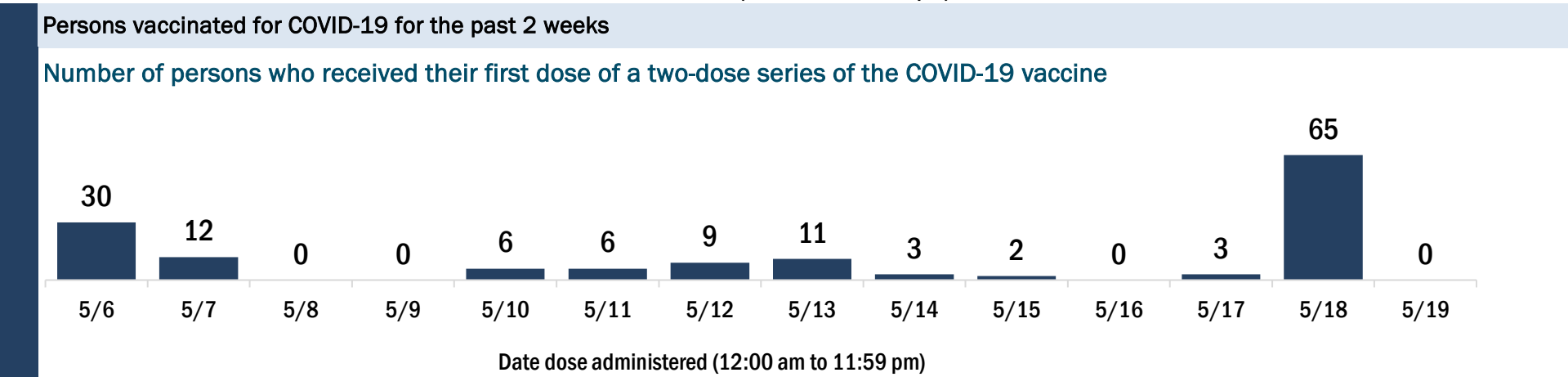
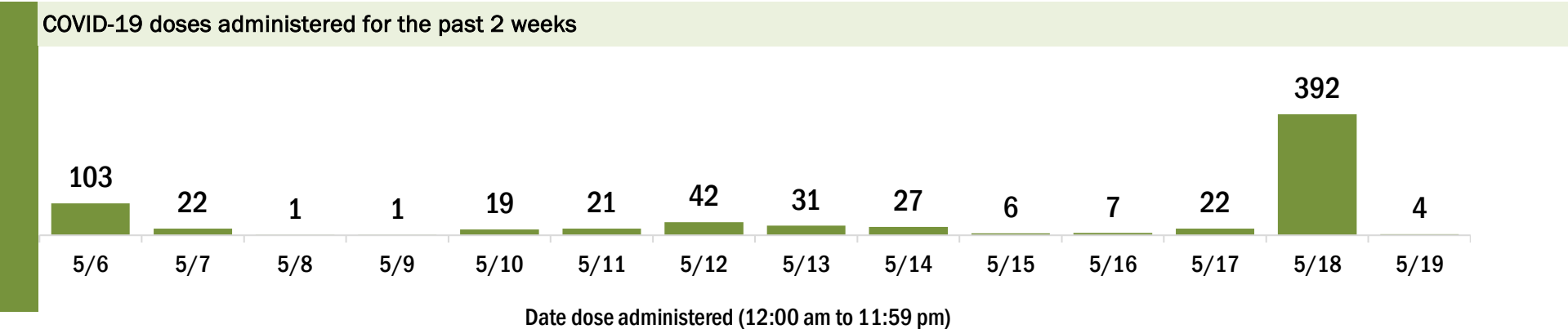
Data in this report are provisional and subject to change.

Data in this summary pertain to COVID-19 vaccines approved by the U.S. Food and Drug Administration and have been issued an Emergency Use Authorization (Janssen COVID-19 Vaccine, Moderna COVID-19 Vaccine and Pfizer-BioNTech COVID-19 Vaccine). These data summarize the number of people who have received either their first dose or have completed the series for a COVID-19 vaccine. **A person can only be counted in one category, first dose or series complete.** For persons receiving Moderna or Pfizer vaccines, once they receive their second dose, they are moved from the first dose column to the series completed column. **Because of this, the total first dose category may show a change from report to report not matching the total receiving their first dose from the previous day.** Persons receiving Johnson & Johnson vaccines will always be counted in the series completed column.

COVID-19 doses for vaccinated persons in Florida	
Doses administered	7,154
People receiving one dose of a 1-dose series (Johnson & Johnson) or receiving only one dose of a 2-dose series (Moderna, Pfizer) count once. Persons receiving both doses of a 2-dose series count twice.	

Current status of persons vaccinated for COVID-19 in Florida	
Total people vaccinated	4,024
First dose	577
Series completed	3,447
Completed 1-dose series	317
Completed 2-dose series	3,130
First dose: current number of people who have only received their first dose of the Moderna or Pfizer vaccine.	
Series complete: current number of people who have received both Moderna or Pfizer vaccine doses or one Johnson & Johnson dose and are considered fully immunized.	

Demographic summary	First dose	Series complete	Total people vaccinated
Age group	577	3,447	4,024
12-14 years	1	0	1
15-24 years	34	82	116
25-34 years	66	171	237
35-44 years	87	246	333
45-54 years	90	376	466
55-64 years	116	713	829
65-74 years	101	1,015	1,116
75-84 years	61	665	726
85+ years	21	179	200
Race	577	3,447	4,024
White	431	2,917	3,348
Black	69	208	277
American Indian/Alaskan	5	34	39
Other	37	199	236
Unknown	35	89	124
Other race includes Asian, native Hawaiian/Pacific Islander, or other.			
Ethnicity	577	3,447	4,024
Hispanic	12	71	83
Non-Hispanic	431	2,928	3,359
Unknown	134	448	582
Gender	577	3,447	4,024
Female	260	1,713	1,973
Male	317	1,734	2,051
Unknown	0	0	0



COVID-19: Indian River County vaccine summary

Vaccination data through May 19, 2021 as of May 20, 2021 at 12:05 AM

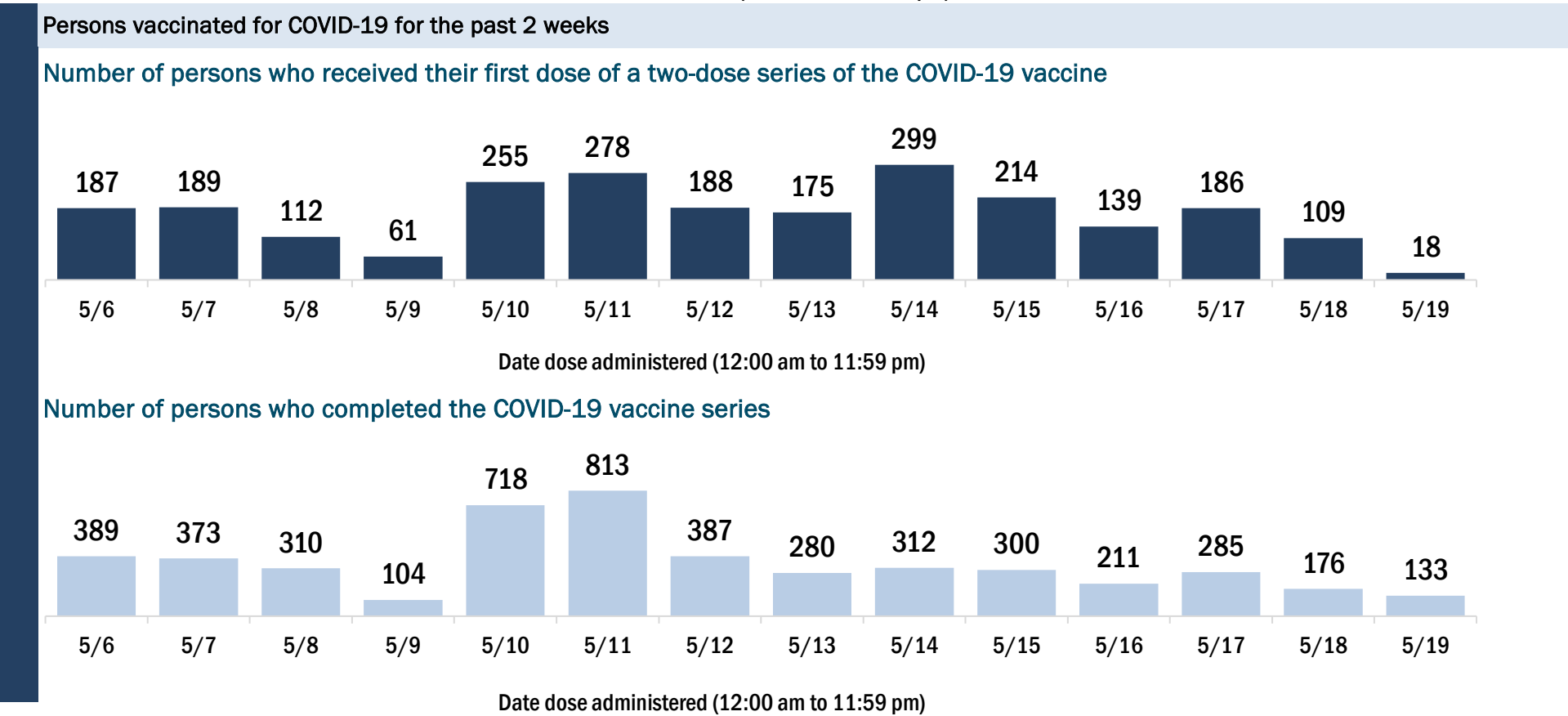
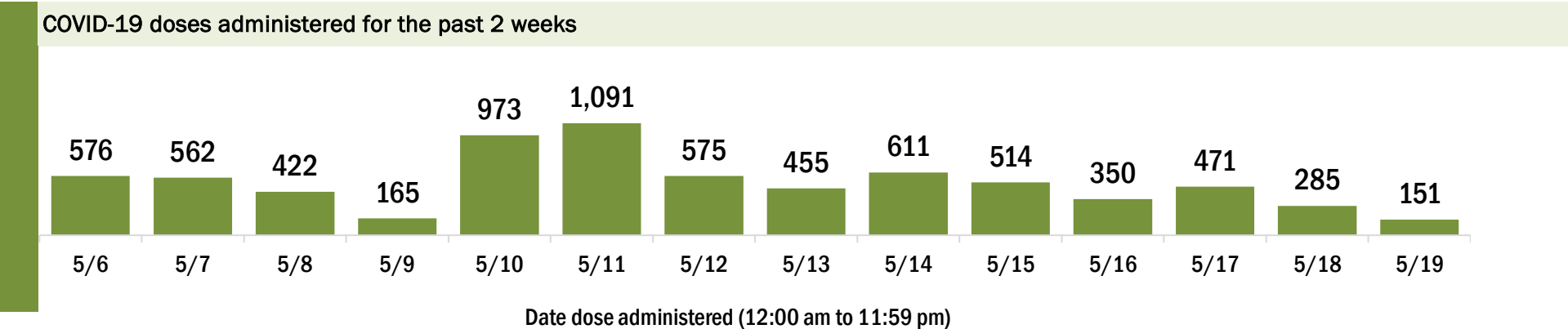
Data in this report are provisional and subject to change.

Data in this summary pertain to COVID-19 vaccines approved by the U.S. Food and Drug Administration and have been issued an Emergency Use Authorization (Janssen COVID-19 Vaccine, Moderna COVID-19 Vaccine and Pfizer-BioNTech COVID-19 Vaccine). These data summarize the number of people who have received either their first dose or have completed the series for a COVID-19 vaccine. **A person can only be counted in one category, first dose or series complete.** For persons receiving Moderna or Pfizer vaccines, once they receive their second dose, they are moved from the first dose column to the series completed column. **Because of this, the total first dose category may show a change from report to report not matching the total receiving their first dose from the previous day.** Persons receiving Johnson & Johnson vaccines will always be counted in the series completed column.

COVID-19 doses for vaccinated persons in Florida	
Doses administered	149,965
People receiving one dose of a 1-dose series (Johnson & Johnson) or receiving only one dose of a 2-dose series (Moderna, Pfizer) count once. Persons receiving both doses of a 2-dose series count twice.	

Current status of persons vaccinated for COVID-19 in Florida	
Total people vaccinated	86,365
First dose	19,816
Series completed	66,549
Completed 1-dose series	2,949
Completed 2-dose series	63,600
First dose: current number of people who have only received their first dose of the Moderna or Pfizer vaccine.	
Series complete: current number of people who have received both Moderna or Pfizer vaccine doses or one Johnson & Johnson dose and are considered fully immunized.	

Demographic summary	First dose	Series complete	Total people vaccinated
Age group	19,816	66,549	86,365
12-14 years	124	0	124
15-24 years	1,209	1,822	3,031
25-34 years	1,344	2,535	3,879
35-44 years	1,544	3,436	4,980
45-54 years	2,125	5,871	7,996
55-64 years	3,756	12,831	16,587
65-74 years	4,623	21,792	26,415
75-84 years	3,532	13,665	17,197
85+ years	1,559	4,597	6,156
Race	19,816	66,549	86,365
White	14,276	48,408	62,684
Black	1,083	2,121	3,204
American Indian/Alaskan	134	332	466
Other	1,533	4,927	6,460
Unknown	2,790	10,761	13,551
Other race includes Asian, native Hawaiian/Pacific Islander, or other.			
Ethnicity	19,816	66,549	86,365
Hispanic	2,004	3,187	5,191
Non-Hispanic	9,632	40,309	49,941
Unknown	8,180	23,053	31,233
Gender	19,816	66,549	86,365
Female	10,531	36,952	47,483
Male	9,259	29,561	38,820
Unknown	26	36	62



COVID-19: Jackson County vaccine summary

Vaccination data through May 19, 2021 as of May 20, 2021 at 12:05 AM

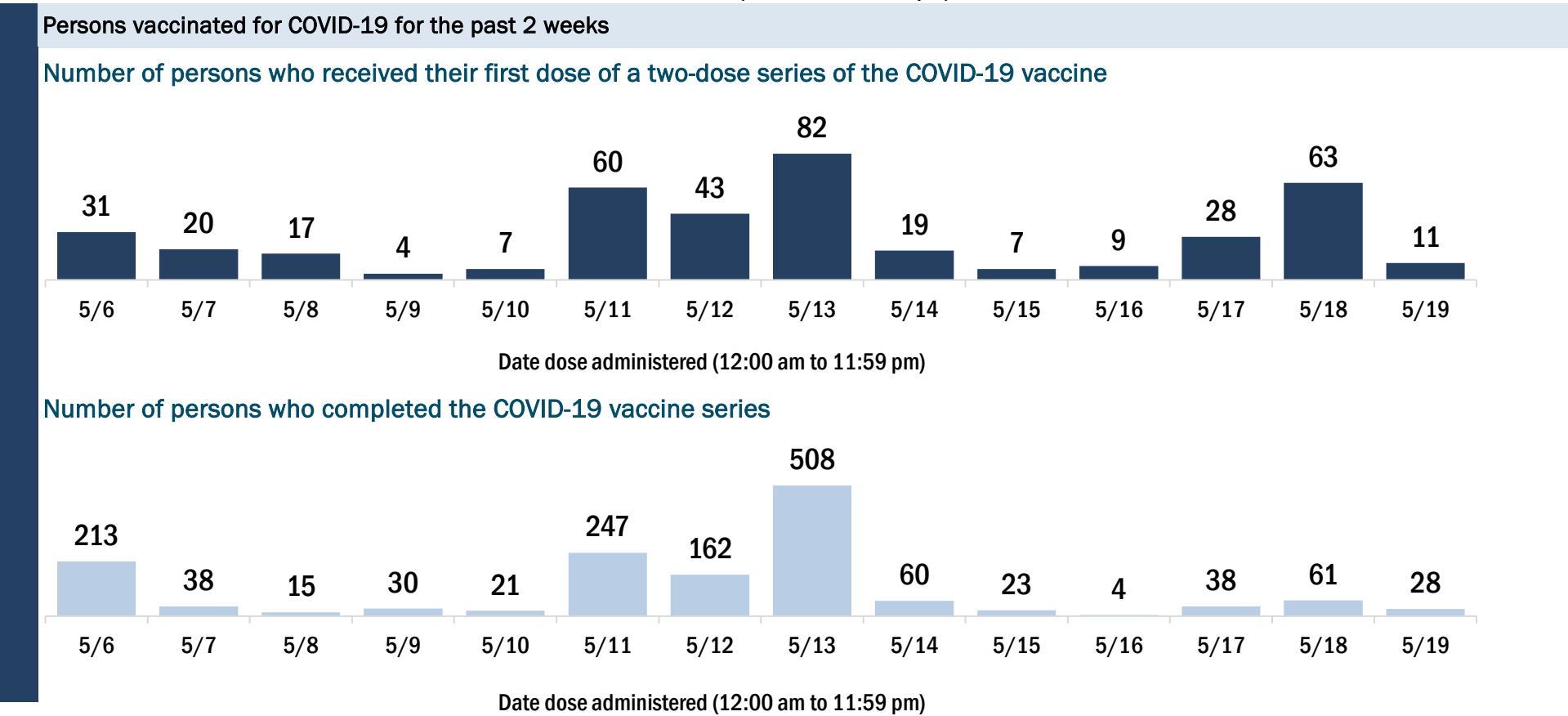
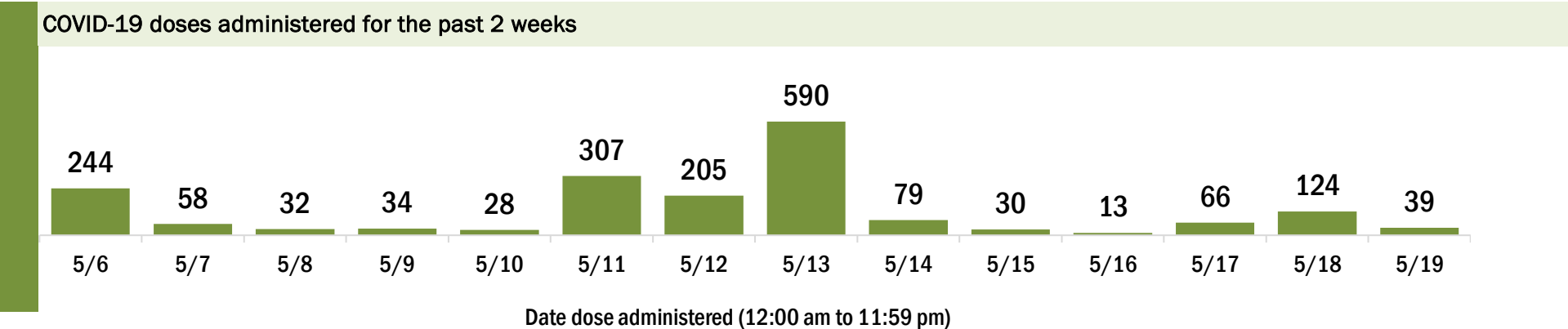
Data in this report are provisional and subject to change.

Data in this summary pertain to COVID-19 vaccines approved by the U.S. Food and Drug Administration and have been issued an Emergency Use Authorization (Janssen COVID-19 Vaccine, Moderna COVID-19 Vaccine and Pfizer-BioNTech COVID-19 Vaccine). These data summarize the number of people who have received either their first dose or have completed the series for a COVID-19 vaccine. **A person can only be counted in one category, first dose or series complete.** For persons receiving Moderna or Pfizer vaccines, once they receive their second dose, they are moved from the first dose column to the series completed column. **Because of this, the total first dose category may show a change from report to report not matching the total receiving their first dose from the previous day.** Persons receiving Johnson & Johnson vaccines will always be counted in the series completed column.

COVID-19 doses for vaccinated persons in Florida	
Doses administered	24,260
People receiving one dose of a 1-dose series (Johnson & Johnson) or receiving only one dose of a 2-dose series (Moderna, Pfizer) count once. Persons receiving both doses of a 2-dose series count twice.	

Current status of persons vaccinated for COVID-19 in Florida	
Total people vaccinated	13,728
First dose	2,240
Series completed	11,488
Completed 1-dose series	956
Completed 2-dose series	10,532
First dose: current number of people who have only received their first dose of the Moderna or Pfizer vaccine.	
Series complete: current number of people who have received both Moderna or Pfizer vaccine doses or one Johnson & Johnson dose and are considered fully immunized.	

Demographic summary	First dose	Series complete	Total people vaccinated
Age group	2,240	11,488	13,728
12-14 years	9	0	9
15-24 years	125	264	389
25-34 years	231	670	901
35-44 years	281	1,023	1,304
45-54 years	343	1,526	1,869
55-64 years	386	2,511	2,897
65-74 years	429	3,120	3,549
75-84 years	318	1,780	2,098
85+ years	118	594	712
Race	2,240	11,488	13,728
White	1,284	7,752	9,036
Black	544	2,652	3,196
American Indian/Alaskan	12	58	70
Other	127	488	615
Unknown	273	538	811
Other race includes Asian, native Hawaiian/Pacific Islander, or other.			
Ethnicity	2,240	11,488	13,728
Hispanic	86	316	402
Non-Hispanic	1,287	8,338	9,625
Unknown	867	2,834	3,701
Gender	2,240	11,488	13,728
Female	1,077	5,709	6,786
Male	1,162	5,779	6,941
Unknown	1	0	1



COVID-19: Jefferson County vaccine summary

Vaccination data through May 19, 2021 as of May 20, 2021 at 12:05 AM

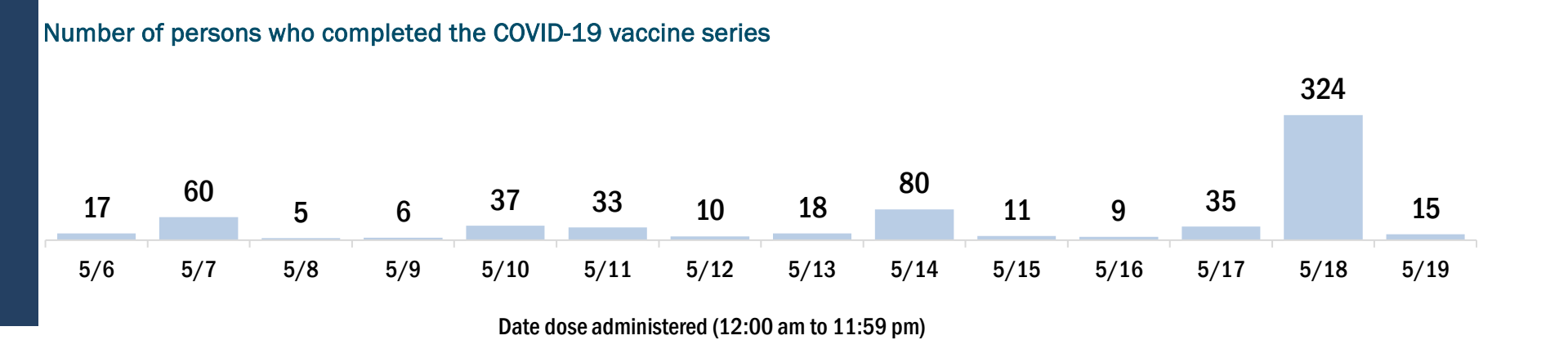
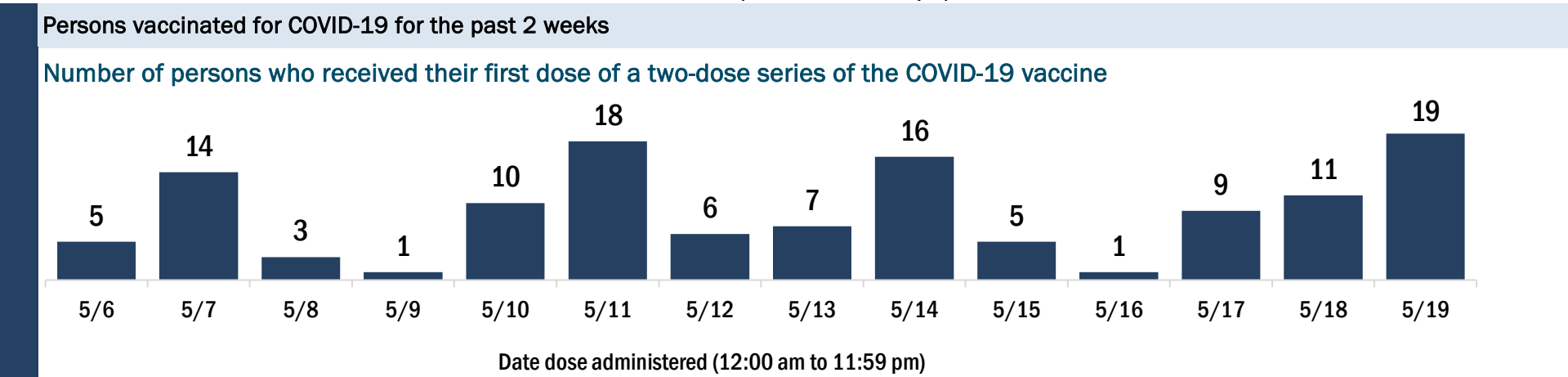
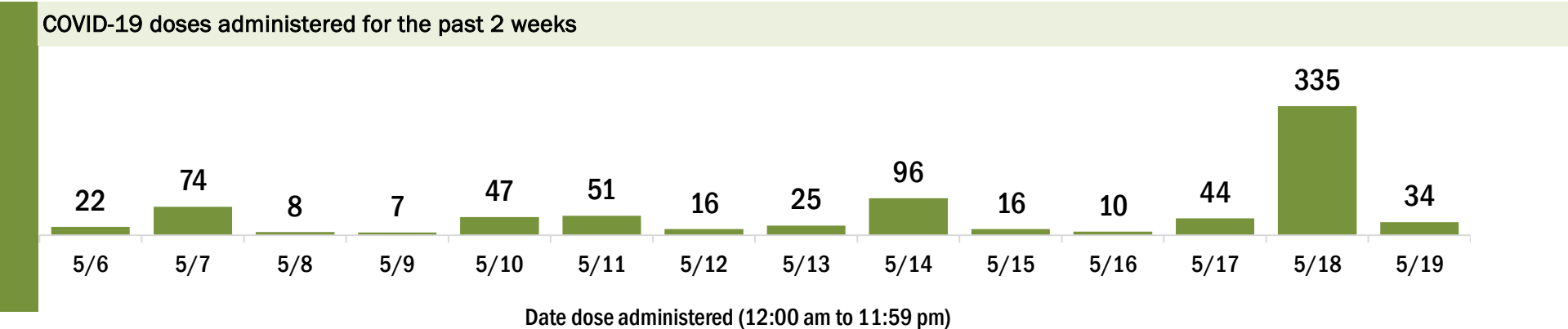
Data in this report are provisional and subject to change.

Data in this summary pertain to COVID-19 vaccines approved by the U.S. Food and Drug Administration and have been issued an Emergency Use Authorization (Janssen COVID-19 Vaccine, Moderna COVID-19 Vaccine and Pfizer-BioNTech COVID-19 Vaccine). These data summarize the number of people who have received either their first dose or have completed the series for a COVID-19 vaccine. **A person can only be counted in one category, first dose or series complete.** For persons receiving Moderna or Pfizer vaccines, once they receive their second dose, they are moved from the first dose column to the series completed column. **Because of this, the total first dose category may show a change from report to report not matching the total receiving their first dose from the previous day.** Persons receiving Johnson & Johnson vaccines will always be counted in the series completed column.

COVID-19 doses for vaccinated persons in Florida	
Doses administered	9,830
People receiving one dose of a 1-dose series (Johnson & Johnson) or receiving only one dose of a 2-dose series (Moderna, Pfizer) count once. Persons receiving both doses of a 2-dose series count twice.	

Current status of persons vaccinated for COVID-19 in Florida	
Total people vaccinated	5,401
First dose	634
Series completed	4,767
Completed 1-dose series	338
Completed 2-dose series	4,429
First dose: current number of people who have only received their first dose of the Moderna or Pfizer vaccine.	
Series complete: current number of people who have received both Moderna or Pfizer vaccine doses or one Johnson & Johnson dose and are considered fully immunized.	

Demographic summary	First dose	Series complete	Total people vaccinated
Age group	634	4,767	5,401
12-14 years	7	0	7
15-24 years	57	124	181
25-34 years	73	202	275
35-44 years	94	337	431
45-54 years	100	642	742
55-64 years	153	1,177	1,330
65-74 years	86	1,409	1,495
75-84 years	46	686	732
85+ years	18	190	208
Race	634	4,767	5,401
White	318	2,756	3,074
Black	194	1,142	1,336
American Indian/Alaskan	2	7	9
Other	64	580	644
Unknown	56	282	338
Other race includes Asian, native Hawaiian/Pacific Islander, or other.			
Ethnicity	634	4,767	5,401
Hispanic	17	111	128
Non-Hispanic	469	3,412	3,881
Unknown	148	1,244	1,392
Gender	634	4,767	5,401
Female	332	2,550	2,882
Male	302	2,217	2,519
Unknown	0	0	0



COVID-19: Lafayette County vaccine summary

Vaccination data through May 19, 2021 as of May 20, 2021 at 12:05 AM

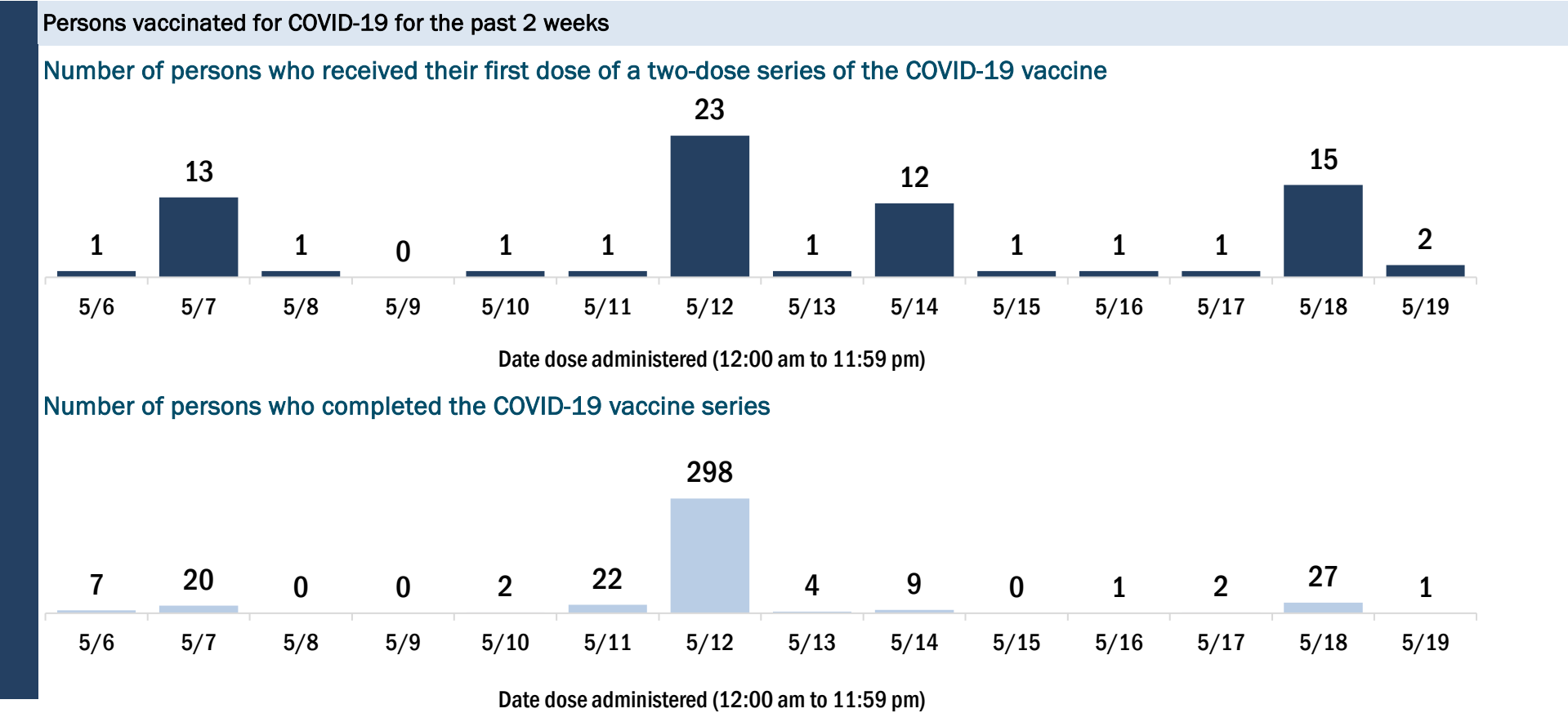
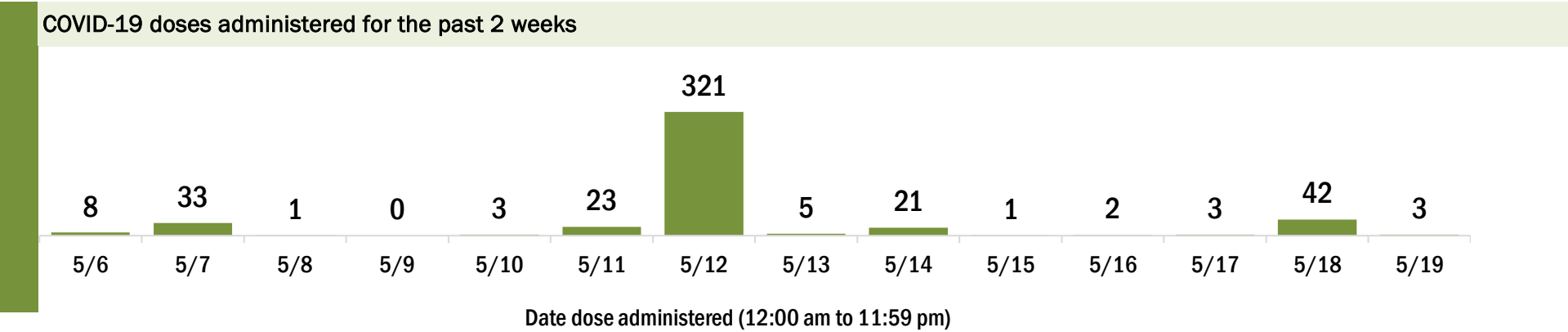
Data in this report are provisional and subject to change.

Data in this summary pertain to COVID-19 vaccines approved by the U.S. Food and Drug Administration and have been issued an Emergency Use Authorization (Janssen COVID-19 Vaccine, Moderna COVID-19 Vaccine and Pfizer-BioNTech COVID-19 Vaccine). These data summarize the number of people who have received either their first dose or have completed the series for a COVID-19 vaccine. **A person can only be counted in one category, first dose or series complete.** For persons receiving Moderna or Pfizer vaccines, once they receive their second dose, they are moved from the first dose column to the series completed column. **Because of this, the total first dose category may show a change from report to report not matching the total receiving their first dose from the previous day.** Persons receiving Johnson & Johnson vaccines will always be counted in the series completed column.

COVID-19 doses for vaccinated persons in Florida	
Doses administered	4,344
People receiving one dose of a 1-dose series (Johnson & Johnson) or receiving only one dose of a 2-dose series (Moderna, Pfizer) count once. Persons receiving both doses of a 2-dose series count twice.	

Current status of persons vaccinated for COVID-19 in Florida	
Total people vaccinated	2,412
First dose	381
Series completed	2,031
Completed 1-dose series	99
Completed 2-dose series	1,932
First dose: current number of people who have only received their first dose of the Moderna or Pfizer vaccine.	
Series complete: current number of people who have received both Moderna or Pfizer vaccine doses or one Johnson & Johnson dose and are considered fully immunized.	

Demographic summary	First dose	Series complete	Total people vaccinated
Age group	381	2,031	2,412
12-14 years	1	0	1
15-24 years	18	33	51
25-34 years	35	97	132
35-44 years	38	157	195
45-54 years	53	235	288
55-64 years	69	320	389
65-74 years	92	709	801
75-84 years	50	376	426
85+ years	25	104	129
Race	381	2,031	2,412
White	256	1,612	1,868
Black	32	178	210
American Indian/Alaskan	2	6	8
Other	29	119	148
Unknown	62	116	178
Other race includes Asian, native Hawaiian/Pacific Islander, or other.			
Ethnicity	381	2,031	2,412
Hispanic	26	105	131
Non-Hispanic	187	1,343	1,530
Unknown	168	583	751
Gender	381	2,031	2,412
Female	184	890	1,074
Male	196	1,141	1,337
Unknown	1	0	1



COVID-19: Lake County vaccine summary

Vaccination data through May 19, 2021 as of May 20, 2021 at 12:05 AM

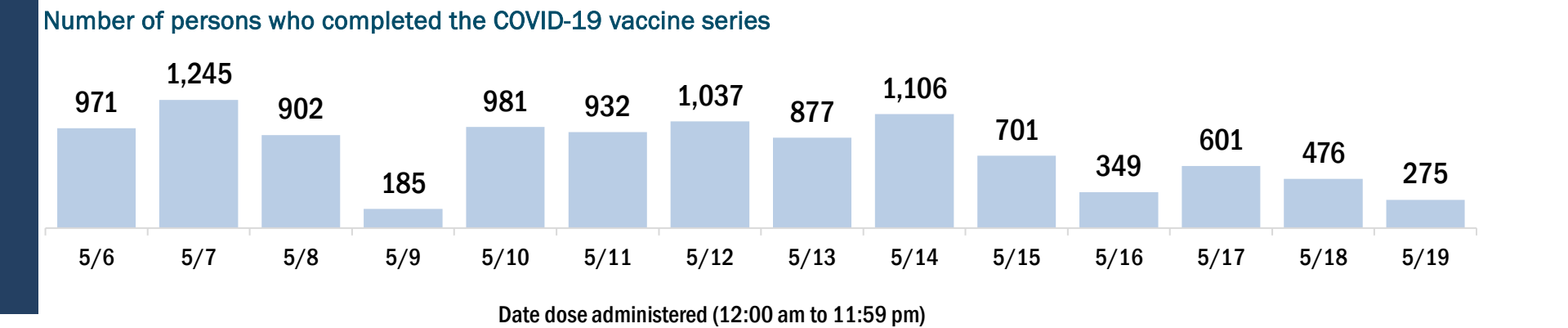
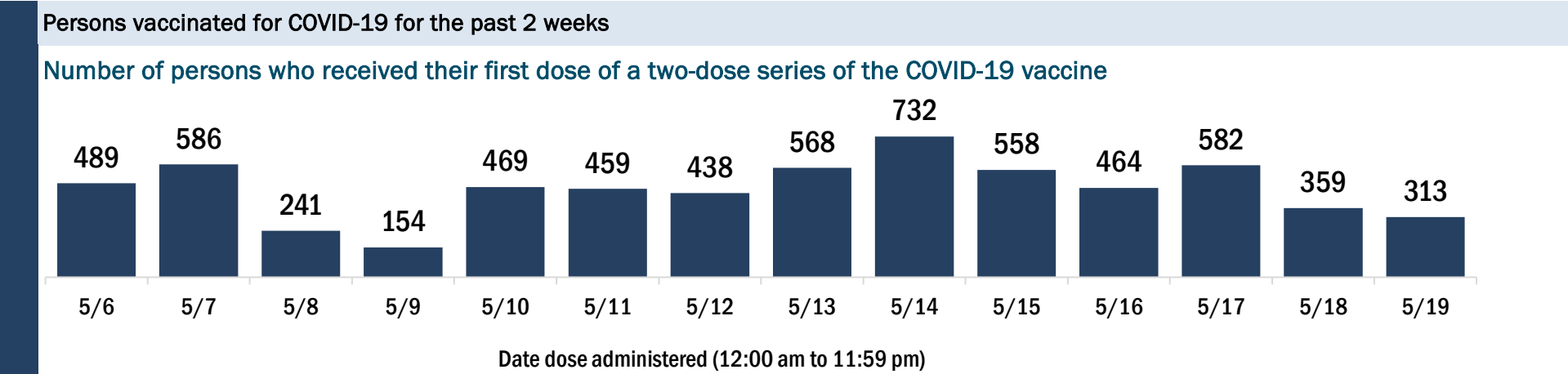
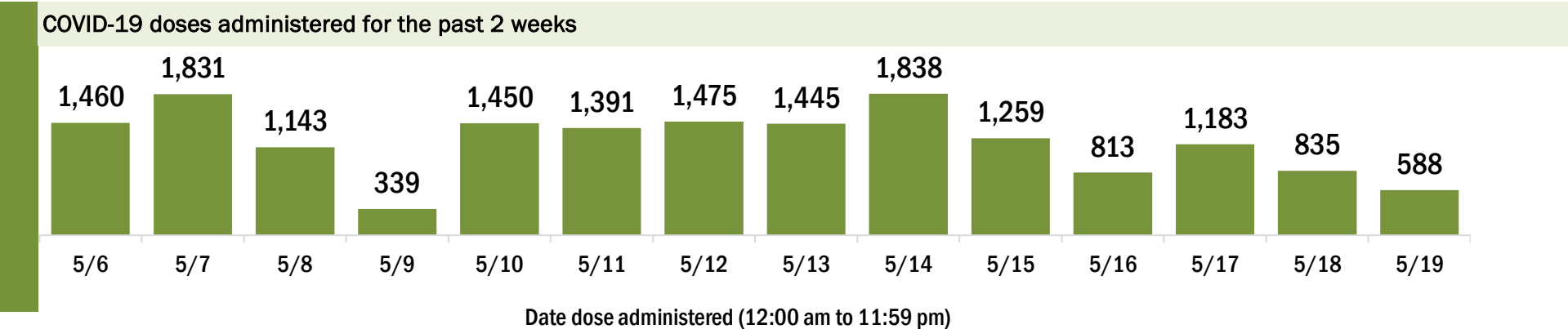
Data in this report are provisional and subject to change.

Data in this summary pertain to COVID-19 vaccines approved by the U.S. Food and Drug Administration and have been issued an Emergency Use Authorization (Janssen COVID-19 Vaccine, Moderna COVID-19 Vaccine and Pfizer-BioNTech COVID-19 Vaccine). These data summarize the number of people who have received either their first dose or have completed the series for a COVID-19 vaccine. **A person can only be counted in one category, first dose or series complete.** For persons receiving Moderna or Pfizer vaccines, once they receive their second dose, they are moved from the first dose column to the series completed column. **Because of this, the total first dose category may show a change from report to report not matching the total receiving their first dose from the previous day.** Persons receiving Johnson & Johnson vaccines will always be counted in the series completed column.

COVID-19 doses for vaccinated persons in Florida	
Doses administered	302,591
People receiving one dose of a 1-dose series (Johnson & Johnson) or receiving only one dose of a 2-dose series (Moderna, Pfizer) count once. Persons receiving both doses of a 2-dose series count twice.	

Current status of persons vaccinated for COVID-19 in Florida	
Total people vaccinated	169,265
First dose	27,974
Series completed	141,291
Completed 1-dose series	7,965
Completed 2-dose series	133,326
First dose: current number of people who have only received their first dose of the Moderna or Pfizer vaccine.	
Series complete: current number of people who have received both Moderna or Pfizer vaccine doses or one Johnson & Johnson dose and are considered fully immunized.	

Demographic summary	First dose	Series complete	Total people vaccinated
Age group	27,974	141,291	169,265
12-14 years	610	0	610
15-24 years	3,065	6,135	9,200
25-34 years	3,207	7,813	11,020
35-44 years	3,669	10,845	14,514
45-54 years	4,089	15,587	19,676
55-64 years	4,976	25,912	30,888
65-74 years	4,375	40,576	44,951
75-84 years	2,822	26,665	29,487
85+ years	1,161	7,758	8,919
Race	27,974	141,291	169,265
White	17,037	103,495	120,532
Black	2,000	7,753	9,753
American Indian/Alaskan	176	790	966
Other	3,426	12,957	16,383
Unknown	5,335	16,296	21,631
Other race includes Asian, native Hawaiian/Pacific Islander, or other.			
Ethnicity	27,974	141,291	169,265
Hispanic	3,838	12,029	15,867
Non-Hispanic	12,047	82,856	94,903
Unknown	12,089	46,406	58,495
Gender	27,974	141,291	169,265
Female	15,003	78,582	93,585
Male	12,926	62,595	75,521
Unknown	45	114	159



COVID-19: Lee County vaccine summary

Vaccination data through May 19, 2021 as of May 20, 2021 at 12:05 AM

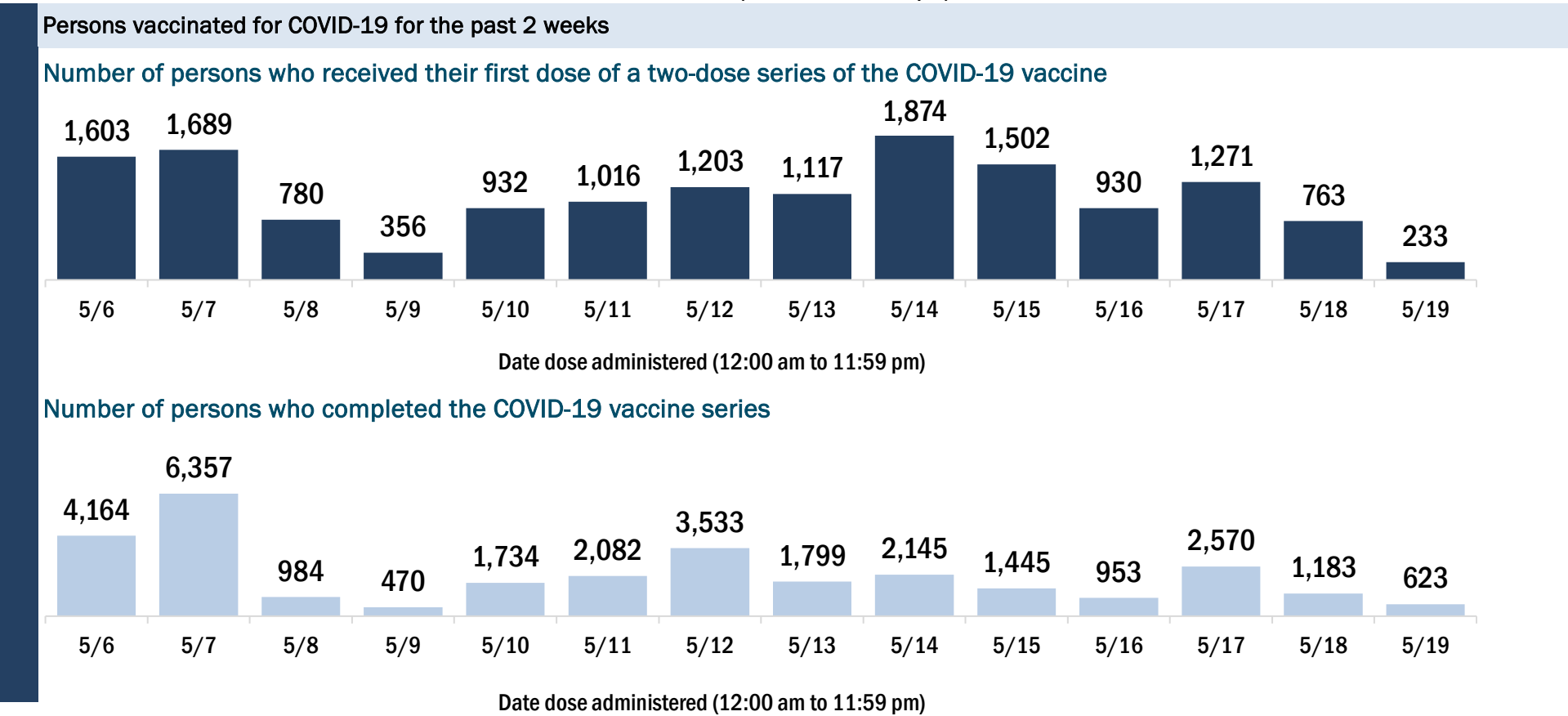
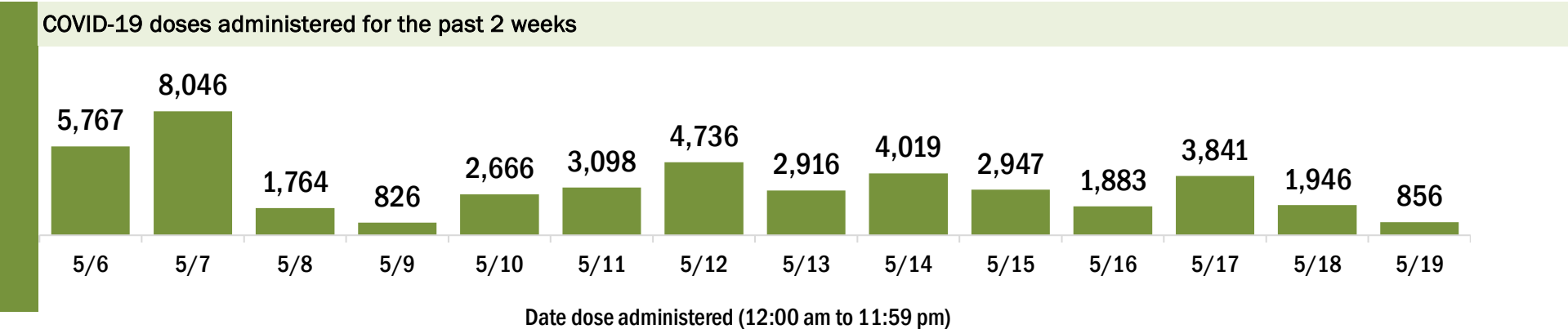
Data in this report are provisional and subject to change.

Data in this summary pertain to COVID-19 vaccines approved by the U.S. Food and Drug Administration and have been issued an Emergency Use Authorization (Janssen COVID-19 Vaccine, Moderna COVID-19 Vaccine and Pfizer-BioNTech COVID-19 Vaccine). These data summarize the number of people who have received either their first dose or have completed the series for a COVID-19 vaccine. **A person can only be counted in one category, first dose or series complete.** For persons receiving Moderna or Pfizer vaccines, once they receive their second dose, they are moved from the first dose column to the series completed column. **Because of this, the total first dose category may show a change from report to report not matching the total receiving their first dose from the previous day.** Persons receiving Johnson & Johnson vaccines will always be counted in the series completed column.

COVID-19 doses for vaccinated persons in Florida	
Doses administered	624,247
People receiving one dose of a 1-dose series (Johnson & Johnson) or receiving only one dose of a 2-dose series (Moderna, Pfizer) count once. Persons receiving both doses of a 2-dose series count twice.	

Current status of persons vaccinated for COVID-19 in Florida	
Total people vaccinated	353,527
First dose	65,532
Series completed	287,995
Completed 1-dose series	17,275
Completed 2-dose series	270,720
First dose: current number of people who have only received their first dose of the Moderna or Pfizer vaccine.	
Series complete: current number of people who have received both Moderna or Pfizer vaccine doses or one Johnson & Johnson dose and are considered fully immunized.	

Demographic summary	First dose	Series complete	Total people vaccinated
Age group	65,532	287,995	353,527
12-14 years	888	0	888
15-24 years	6,380	8,028	14,408
25-34 years	6,360	13,132	19,492
35-44 years	8,016	18,418	26,434
45-54 years	9,341	28,084	37,425
55-64 years	12,369	55,181	67,550
65-74 years	12,100	94,340	106,440
75-84 years	7,441	55,949	63,390
85+ years	2,637	14,863	17,500
Race	65,532	287,995	353,527
White	42,811	205,832	248,643
Black	3,089	7,629	10,718
American Indian/Alaskan	276	999	1,275
Other	6,880	20,318	27,198
Unknown	12,476	53,217	65,693
Other race includes Asian, native Hawaiian/Pacific Islander, or other.			
Ethnicity	65,532	287,995	353,527
Hispanic	12,523	25,544	38,067
Non-Hispanic	29,488	163,162	192,650
Unknown	23,521	99,289	122,810
Gender	65,532	287,995	353,527
Female	34,714	158,288	193,002
Male	30,649	129,255	159,904
Unknown	169	452	621



COVID-19: Leon County vaccine summary

Vaccination data through May 19, 2021 as of May 20, 2021 at 12:05 AM

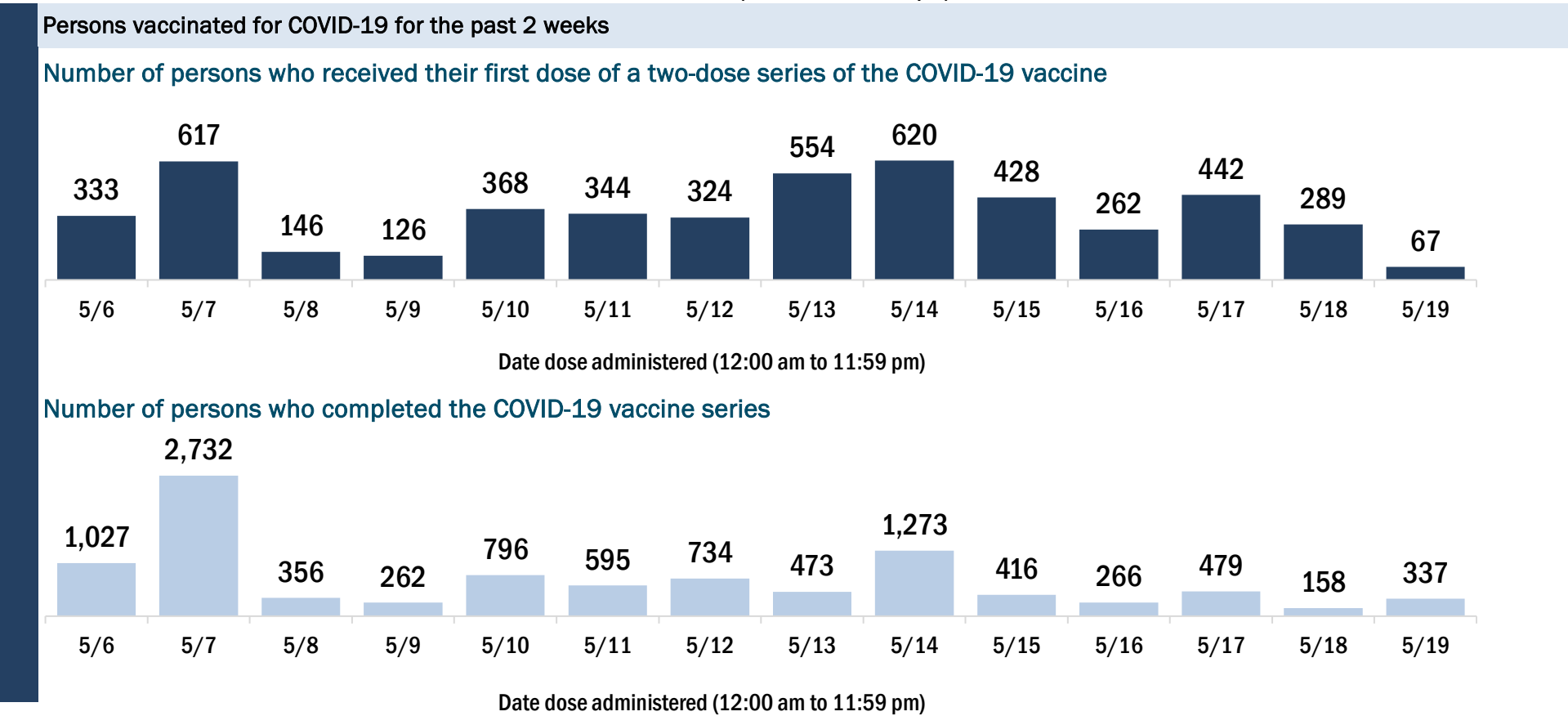
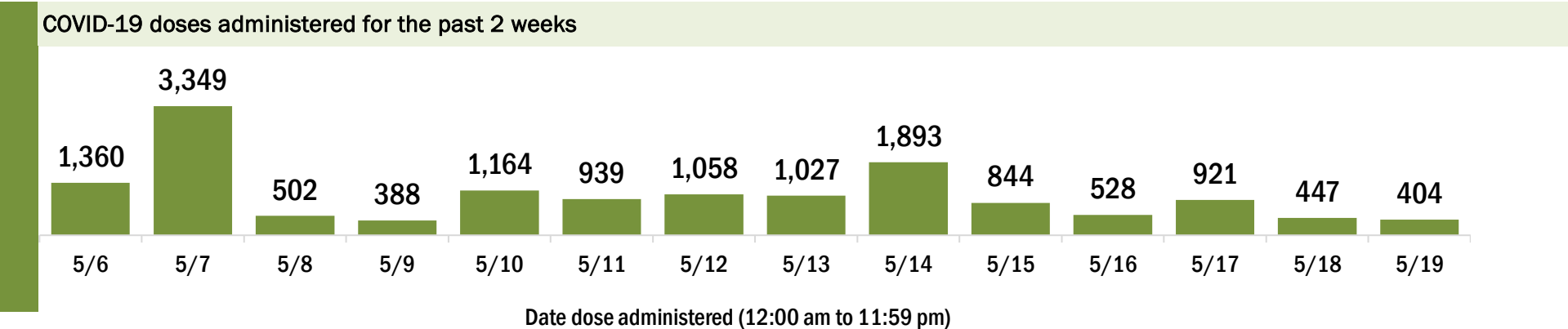
Data in this report are provisional and subject to change.

Data in this summary pertain to COVID-19 vaccines approved by the U.S. Food and Drug Administration and have been issued an Emergency Use Authorization (Janssen COVID-19 Vaccine, Moderna COVID-19 Vaccine and Pfizer-BioNTech COVID-19 Vaccine). These data summarize the number of people who have received either their first dose or have completed the series for a COVID-19 vaccine. **A person can only be counted in one category, first dose or series complete.** For persons receiving Moderna or Pfizer vaccines, once they receive their second dose, they are moved from the first dose column to the series completed column. **Because of this, the total first dose category may show a change from report to report not matching the total receiving their first dose from the previous day.** Persons receiving Johnson & Johnson vaccines will always be counted in the series completed column.

COVID-19 doses for vaccinated persons in Florida	
Doses administered	216,488
People receiving one dose of a 1-dose series (Johnson & Johnson) or receiving only one dose of a 2-dose series (Moderna, Pfizer) count once. Persons receiving both doses of a 2-dose series count twice.	

Current status of persons vaccinated for COVID-19 in Florida	
Total people vaccinated	120,649
First dose	19,644
Series completed	101,005
Completed 1-dose series	5,166
Completed 2-dose series	95,839
First dose: current number of people who have only received their first dose of the Moderna or Pfizer vaccine.	
Series complete: current number of people who have received both Moderna or Pfizer vaccine doses or one Johnson & Johnson dose and are considered fully immunized.	

Demographic summary	First dose	Series complete	Total people vaccinated
Age group	19,644	101,005	120,649
12-14 years	534	0	534
15-24 years	4,124	10,561	14,685
25-34 years	3,287	12,196	15,483
35-44 years	3,033	12,765	15,798
45-54 years	2,590	14,340	16,930
55-64 years	2,440	19,103	21,543
65-74 years	2,044	19,931	21,975
75-84 years	1,014	9,006	10,020
85+ years	578	3,103	3,681
Race	19,644	101,005	120,649
White	10,419	59,155	69,574
Black	3,631	14,321	17,952
American Indian/Alaskan	67	315	382
Other	2,529	17,609	20,138
Unknown	2,998	9,605	12,603
Other race includes Asian, native Hawaiian/Pacific Islander, or other.			
Ethnicity	19,644	101,005	120,649
Hispanic	1,432	5,020	6,452
Non-Hispanic	12,152	73,185	85,337
Unknown	6,060	22,800	28,860
Gender	19,644	101,005	120,649
Female	10,696	57,329	68,025
Male	8,902	43,632	52,534
Unknown	46	44	90



COVID-19: Levy County vaccine summary

Vaccination data through May 19, 2021 as of May 20, 2021 at 12:05 AM

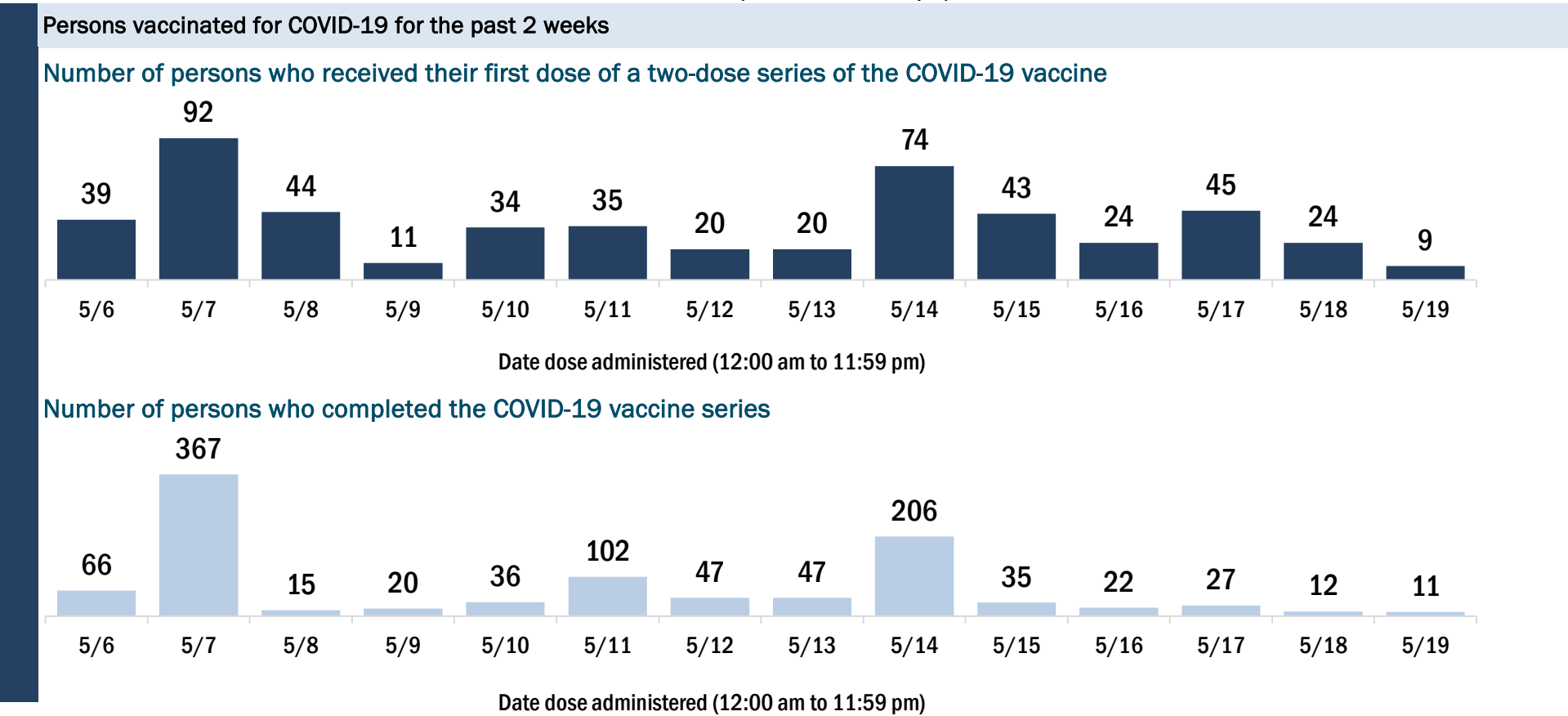
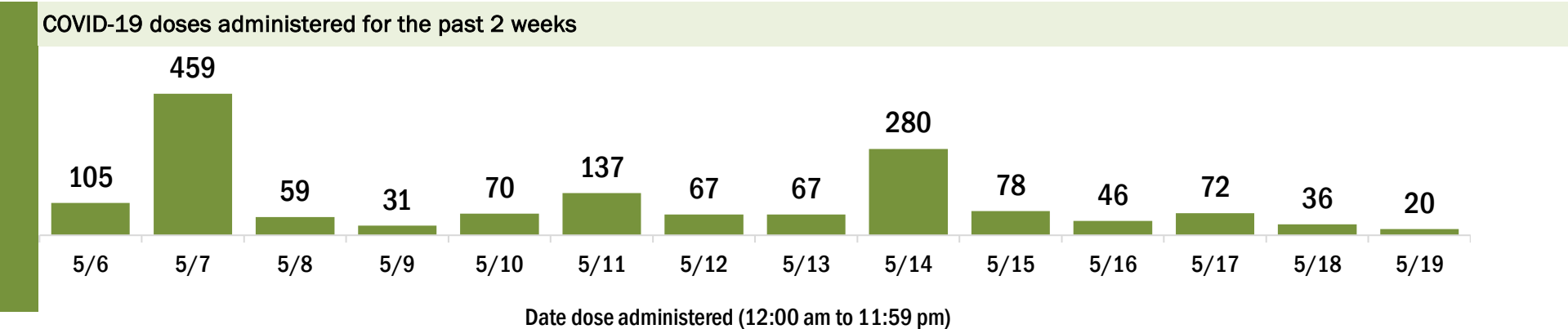
Data in this report are provisional and subject to change.

Data in this summary pertain to COVID-19 vaccines approved by the U.S. Food and Drug Administration and have been issued an Emergency Use Authorization (Janssen COVID-19 Vaccine, Moderna COVID-19 Vaccine and Pfizer-BioNTech COVID-19 Vaccine). These data summarize the number of people who have received either their first dose or have completed the series for a COVID-19 vaccine. **A person can only be counted in one category, first dose or series complete.** For persons receiving Moderna or Pfizer vaccines, once they receive their second dose, they are moved from the first dose column to the series completed column. **Because of this, the total first dose category may show a change from report to report not matching the total receiving their first dose from the previous day.** Persons receiving Johnson & Johnson vaccines will always be counted in the series completed column.

COVID-19 doses for vaccinated persons in Florida	
Doses administered	22,197
People receiving one dose of a 1-dose series (Johnson & Johnson) or receiving only one dose of a 2-dose series (Moderna, Pfizer) count once. Persons receiving both doses of a 2-dose series count twice.	

Current status of persons vaccinated for COVID-19 in Florida	
Total people vaccinated	12,815
First dose	2,028
Series completed	10,787
Completed 1-dose series	1,405
Completed 2-dose series	9,382
First dose: current number of people who have only received their first dose of the Moderna or Pfizer vaccine.	
Series complete: current number of people who have received both Moderna or Pfizer vaccine doses or one Johnson & Johnson dose and are considered fully immunized.	

Demographic summary	First dose	Series complete	Total people vaccinated
Age group	2,028	10,787	12,815
12-14 years	18	0	18
15-24 years	151	234	385
25-34 years	190	405	595
35-44 years	226	560	786
45-54 years	263	1,018	1,281
55-64 years	504	2,379	2,883
65-74 years	420	3,737	4,157
75-84 years	200	1,975	2,175
85+ years	56	479	535
Race	2,028	10,787	12,815
White	1,430	8,540	9,970
Black	199	690	889
American Indian/Alaskan	11	56	67
Other	175	614	789
Unknown	213	887	1,100
Other race includes Asian, native Hawaiian/Pacific Islander, or other.			
Ethnicity	2,028	10,787	12,815
Hispanic	176	538	714
Non-Hispanic	1,286	7,838	9,124
Unknown	566	2,411	2,977
Gender	2,028	10,787	12,815
Female	1,145	6,066	7,211
Male	880	4,721	5,601
Unknown	3	0	3



COVID-19: Liberty County vaccine summary

Vaccination data through May 19, 2021 as of May 20, 2021 at 12:05 AM

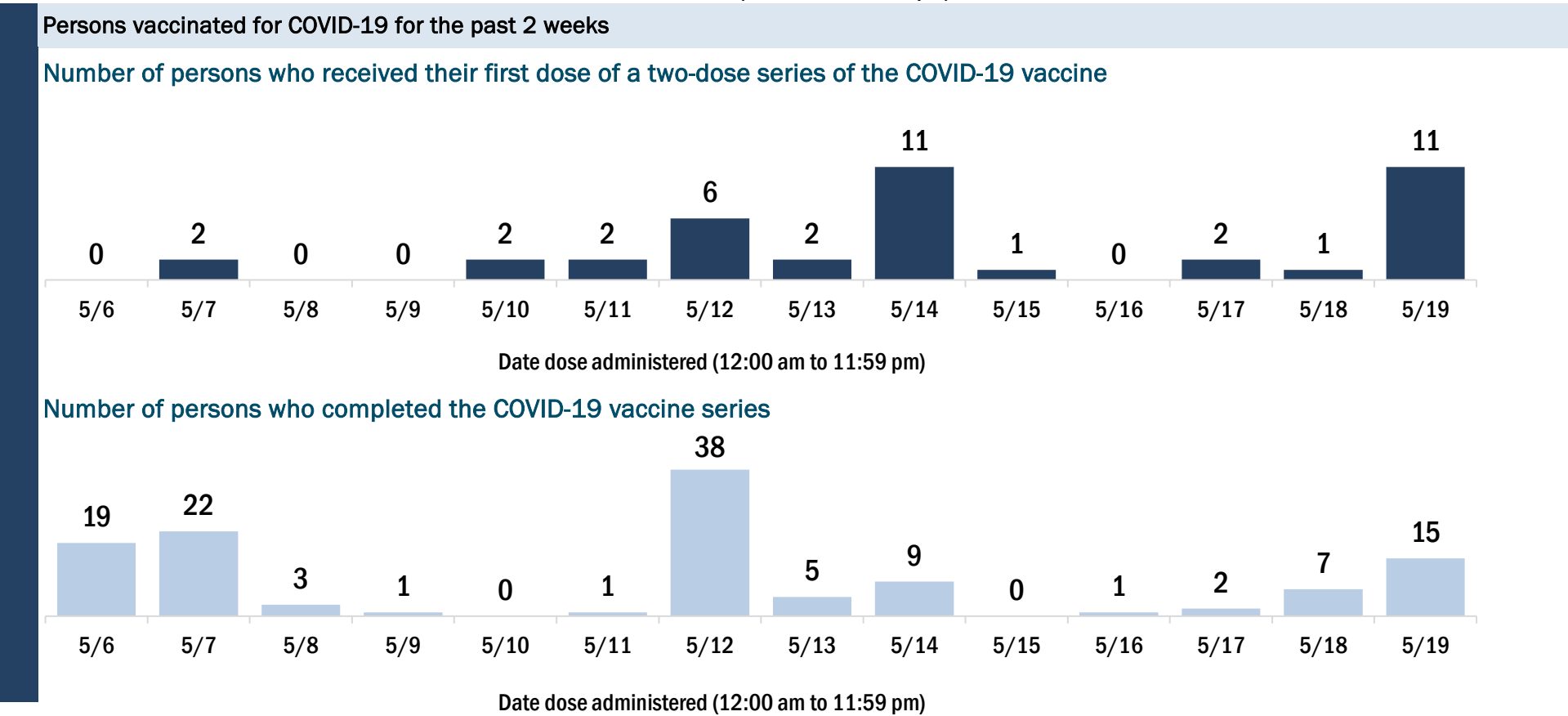
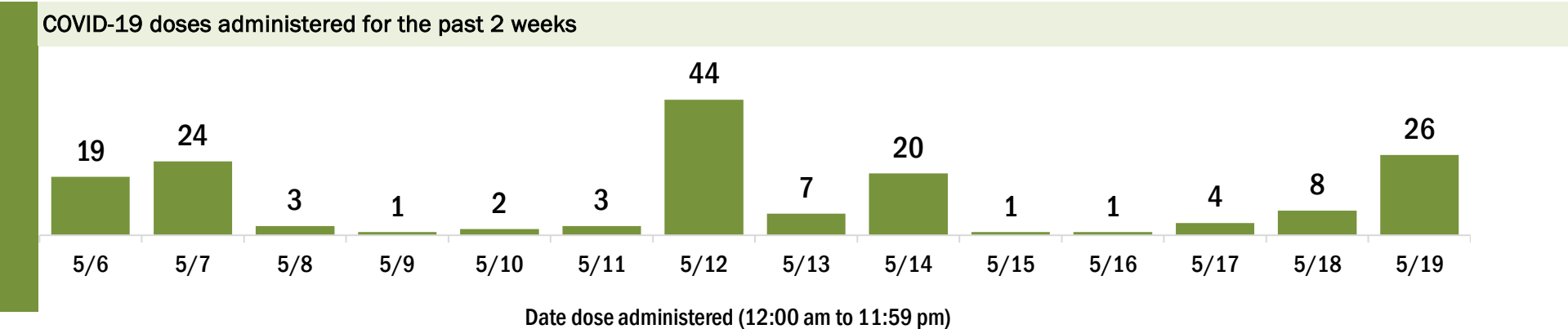
Data in this report are provisional and subject to change.

Data in this summary pertain to COVID-19 vaccines approved by the U.S. Food and Drug Administration and have been issued an Emergency Use Authorization (Janssen COVID-19 Vaccine, Moderna COVID-19 Vaccine and Pfizer-BioNTech COVID-19 Vaccine). These data summarize the number of people who have received either their first dose or have completed the series for a COVID-19 vaccine. **A person can only be counted in one category, first dose or series complete.** For persons receiving Moderna or Pfizer vaccines, once they receive their second dose, they are moved from the first dose column to the series completed column. **Because of this, the total first dose category may show a change from report to report not matching the total receiving their first dose from the previous day.** Persons receiving Johnson & Johnson vaccines will always be counted in the series completed column.

COVID-19 doses for vaccinated persons in Florida	
Doses administered	3,399
People receiving one dose of a 1-dose series (Johnson & Johnson) or receiving only one dose of a 2-dose series (Moderna, Pfizer) count once. Persons receiving both doses of a 2-dose series count twice.	

Current status of persons vaccinated for COVID-19 in Florida	
Total people vaccinated	2,081
First dose	661
Series completed	1,420
Completed 1-dose series	102
Completed 2-dose series	1,318
First dose: current number of people who have only received their first dose of the Moderna or Pfizer vaccine.	
Series complete: current number of people who have received both Moderna or Pfizer vaccine doses or one Johnson & Johnson dose and are considered fully immunized.	

Demographic summary	First dose	Series complete	Total people vaccinated
Age group	661	1,420	2,081
12-14 years	0	0	0
15-24 years	25	36	61
25-34 years	93	58	151
35-44 years	143	110	253
45-54 years	162	150	312
55-64 years	145	345	490
65-74 years	69	429	498
75-84 years	20	233	253
85+ years	4	59	63
Race	661	1,420	2,081
White	210	1,023	1,233
Black	81	137	218
American Indian/Alaskan	2	11	13
Other	32	116	148
Unknown	336	133	469
Other race includes Asian, native Hawaiian/Pacific Islander, or other.			
Ethnicity	661	1,420	2,081
Hispanic	11	24	35
Non-Hispanic	111	783	894
Unknown	539	613	1,152
Gender	661	1,420	2,081
Female	115	762	877
Male	546	658	1,204
Unknown	0	0	0



COVID-19: Madison County vaccine summary

Vaccination data through May 19, 2021 as of May 20, 2021 at 12:05 AM

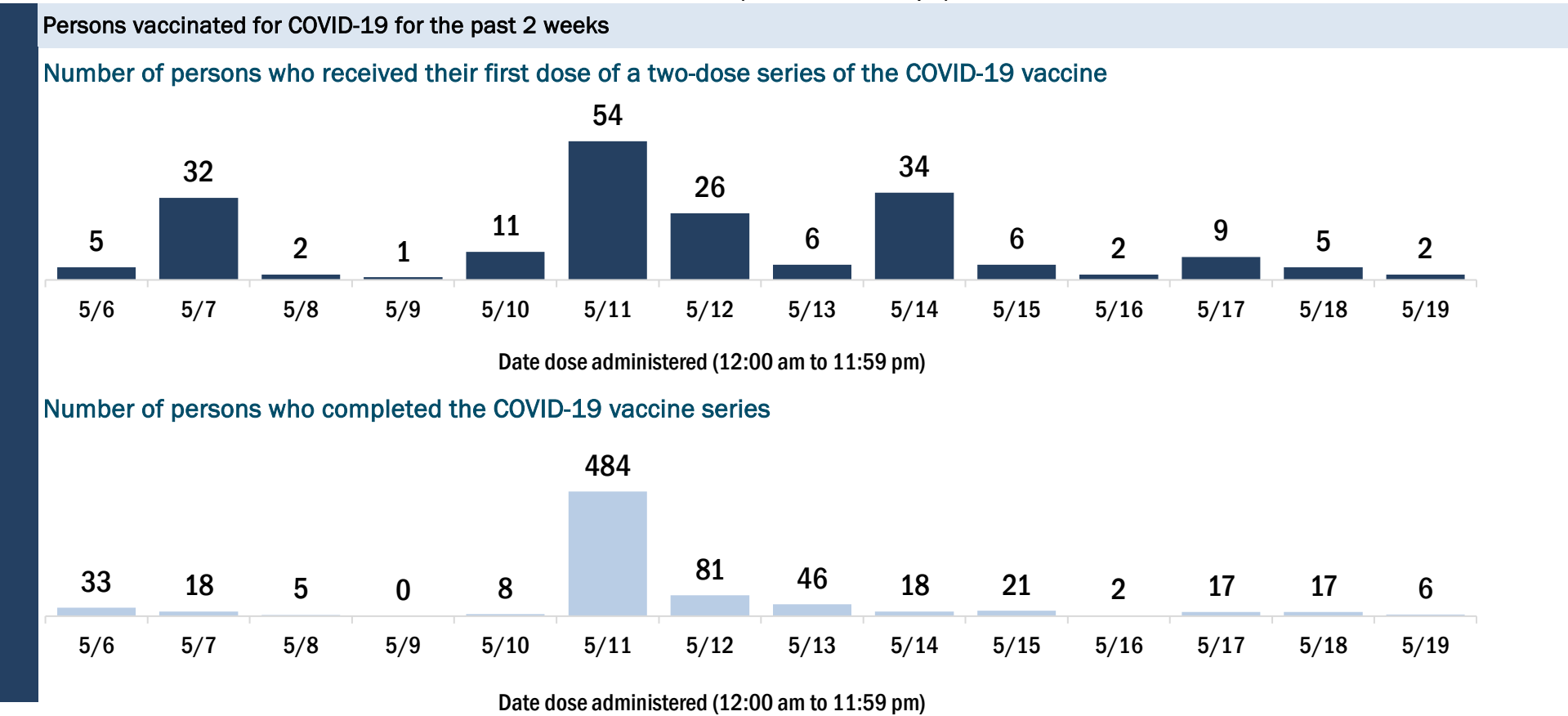
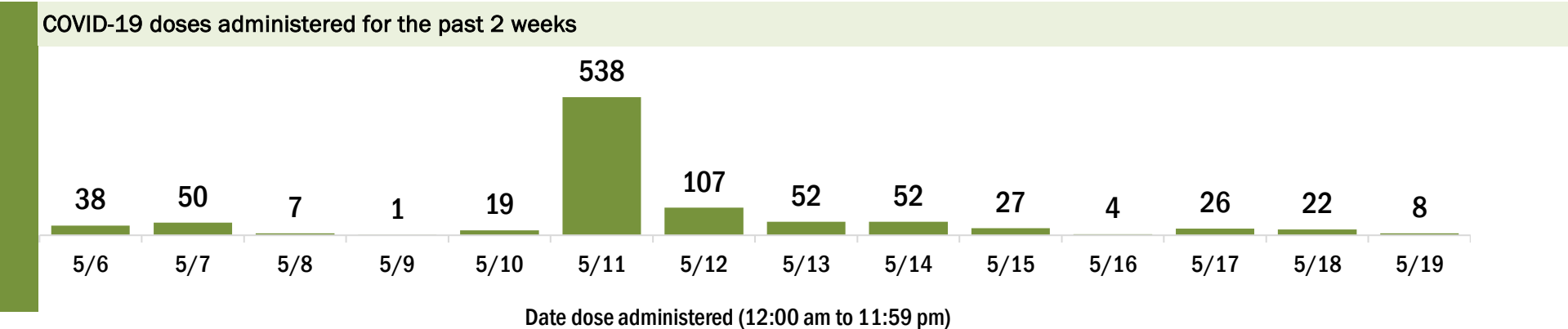
Data in this report are provisional and subject to change.

Data in this summary pertain to COVID-19 vaccines approved by the U.S. Food and Drug Administration and have been issued an Emergency Use Authorization (Janssen COVID-19 Vaccine, Moderna COVID-19 Vaccine and Pfizer-BioNTech COVID-19 Vaccine). These data summarize the number of people who have received either their first dose or have completed the series for a COVID-19 vaccine. **A person can only be counted in one category, first dose or series complete.** For persons receiving Moderna or Pfizer vaccines, once they receive their second dose, they are moved from the first dose column to the series completed column. **Because of this, the total first dose category may show a change from report to report not matching the total receiving their first dose from the previous day.** Persons receiving Johnson & Johnson vaccines will always be counted in the series completed column.

COVID-19 doses for vaccinated persons in Florida	
Doses administered	10,036
People receiving one dose of a 1-dose series (Johnson & Johnson) or receiving only one dose of a 2-dose series (Moderna, Pfizer) count once. Persons receiving both doses of a 2-dose series count twice.	

Current status of persons vaccinated for COVID-19 in Florida	
Total people vaccinated	5,750
First dose	1,001
Series completed	4,749
Completed 1-dose series	463
Completed 2-dose series	4,286
First dose: current number of people who have only received their first dose of the Moderna or Pfizer vaccine.	
Series complete: current number of people who have received both Moderna or Pfizer vaccine doses or one Johnson & Johnson dose and are considered fully immunized.	

Demographic summary	First dose	Series complete	Total people vaccinated
Age group	1,001	4,749	5,750
12-14 years	4	0	4
15-24 years	65	100	165
25-34 years	114	204	318
35-44 years	130	403	533
45-54 years	189	615	804
55-64 years	285	1,003	1,288
65-74 years	128	1,452	1,580
75-84 years	62	767	829
85+ years	24	205	229
Race	1,001	4,749	5,750
White	472	2,610	3,082
Black	355	1,512	1,867
American Indian/Alaskan	0	9	9
Other	83	377	460
Unknown	91	241	332
Other race includes Asian, native Hawaiian/Pacific Islander, or other.			
Ethnicity	1,001	4,749	5,750
Hispanic	68	215	283
Non-Hispanic	733	2,831	3,564
Unknown	200	1,703	1,903
Gender	1,001	4,749	5,750
Female	478	2,356	2,834
Male	523	2,393	2,916
Unknown	0	0	0



COVID-19: Manatee County vaccine summary

Vaccination data through May 19, 2021 as of May 20, 2021 at 12:05 AM

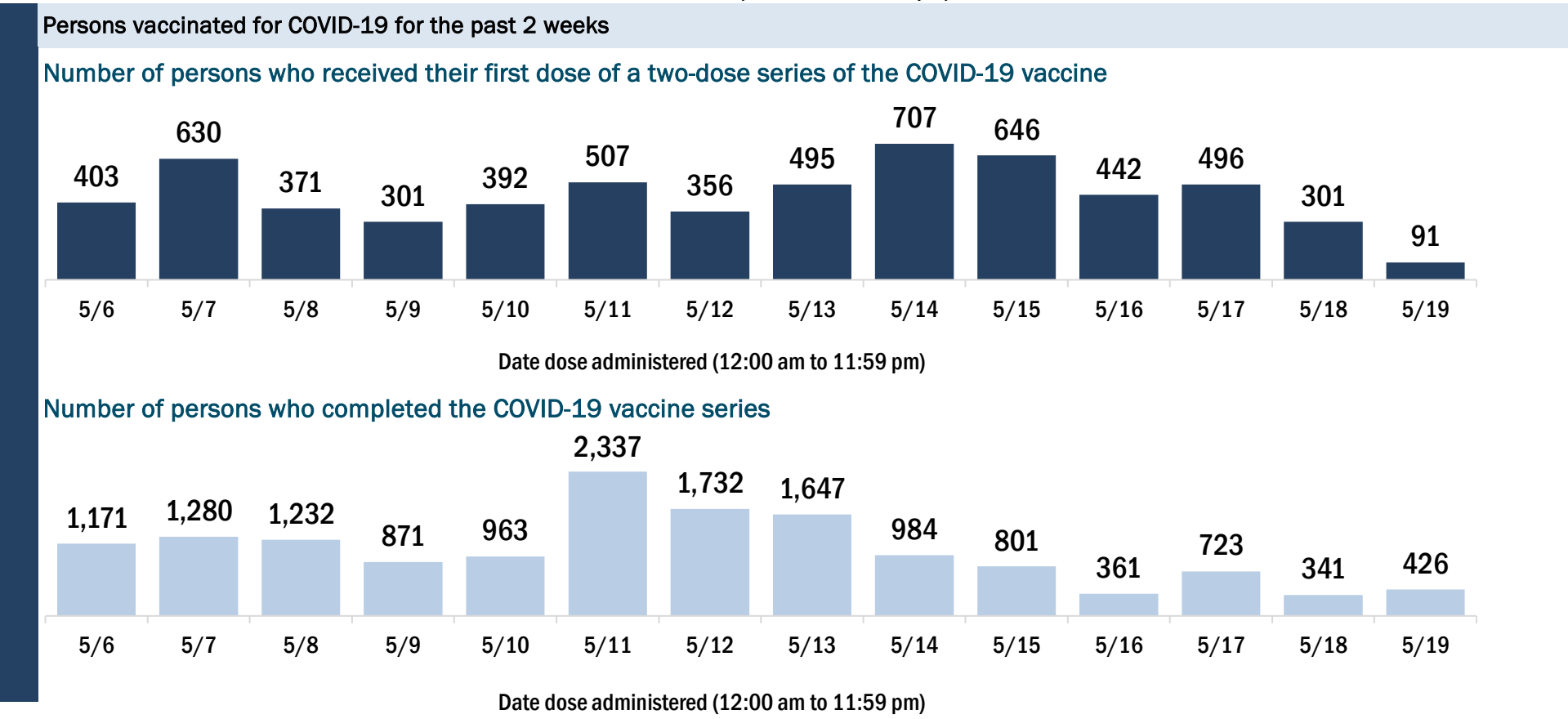
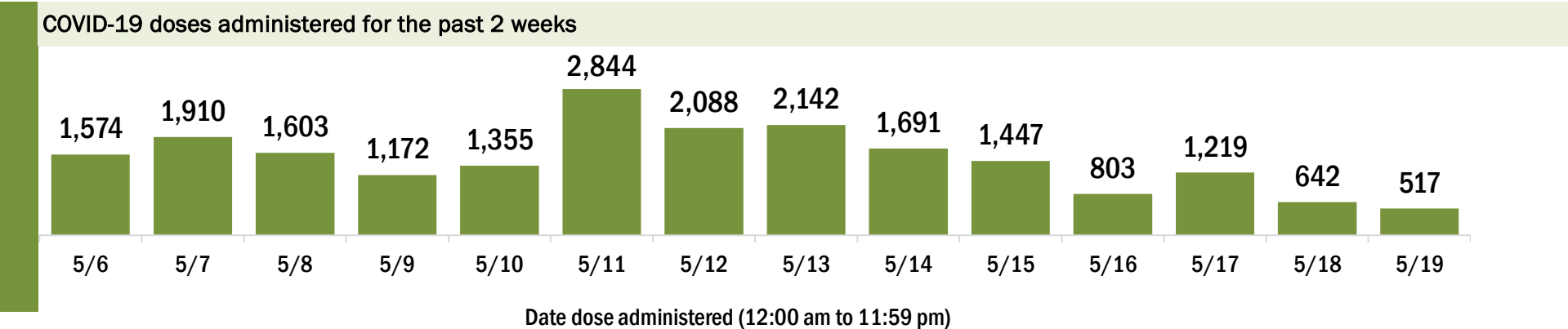
Data in this report are provisional and subject to change.

Data in this summary pertain to COVID-19 vaccines approved by the U.S. Food and Drug Administration and have been issued an Emergency Use Authorization (Janssen COVID-19 Vaccine, Moderna COVID-19 Vaccine and Pfizer-BioNTech COVID-19 Vaccine). These data summarize the number of people who have received either their first dose or have completed the series for a COVID-19 vaccine. **A person can only be counted in one category, first dose or series complete.** For persons receiving Moderna or Pfizer vaccines, once they receive their second dose, they are moved from the first dose column to the series completed column. **Because of this, the total first dose category may show a change from report to report not matching the total receiving their first dose from the previous day.** Persons receiving Johnson & Johnson vaccines will always be counted in the series completed column.

COVID-19 doses for vaccinated persons in Florida	
Doses administered	322,261
People receiving one dose of a 1-dose series (Johnson & Johnson) or receiving only one dose of a 2-dose series (Moderna, Pfizer) count once. Persons receiving both doses of a 2-dose series count twice.	

Current status of persons vaccinated for COVID-19 in Florida	
Total people vaccinated	182,078
First dose	33,892
Series completed	148,186
Completed 1-dose series	8,003
Completed 2-dose series	140,183
First dose: current number of people who have only received their first dose of the Moderna or Pfizer vaccine.	
Series complete: current number of people who have received both Moderna or Pfizer vaccine doses or one Johnson & Johnson dose and are considered fully immunized.	

Demographic summary	First dose	Series complete	Total people vaccinated
Age group	33,892	148,186	182,078
12-14 years	442	0	442
15-24 years	3,025	5,114	8,139
25-34 years	3,054	7,801	10,855
35-44 years	3,659	10,871	14,530
45-54 years	4,648	16,634	21,282
55-64 years	6,119	29,903	36,022
65-74 years	6,931	44,895	51,826
75-84 years	4,344	25,317	29,661
85+ years	1,670	7,651	9,321
Race	33,892	148,186	182,078
White	23,248	112,731	135,979
Black	1,440	4,885	6,325
American Indian/Alaskan	154	601	755
Other	3,069	11,790	14,859
Unknown	5,981	18,179	24,160
Other race includes Asian, native Hawaiian/Pacific Islander, or other.			
Ethnicity	33,892	148,186	182,078
Hispanic	3,726	9,636	13,362
Non-Hispanic	17,533	89,775	107,308
Unknown	12,633	48,775	61,408
Gender	33,892	148,186	182,078
Female	18,064	81,783	99,847
Male	15,719	66,323	82,042
Unknown	109	80	189



COVID-19: Marion County vaccine summary

Vaccination data through May 19, 2021 as of May 20, 2021 at 12:05 AM

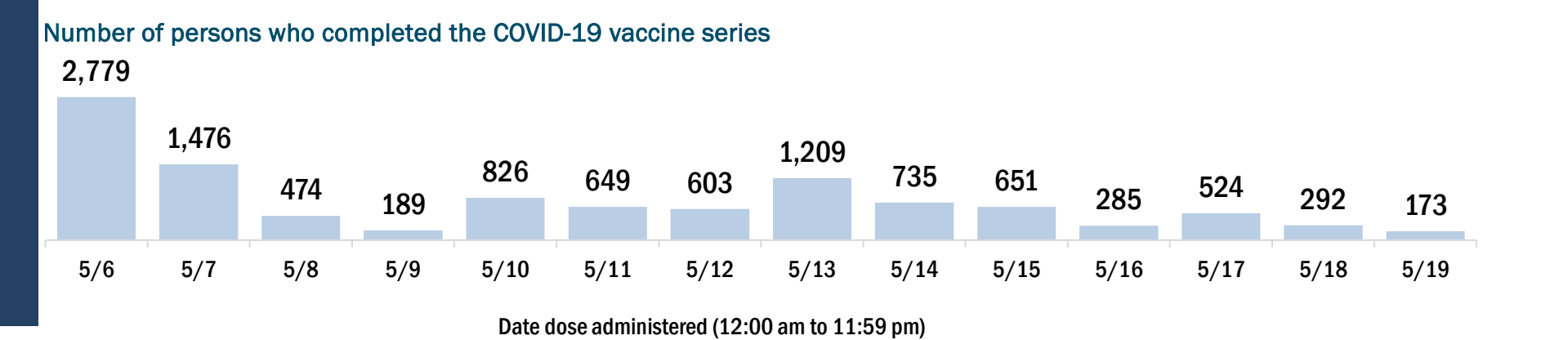
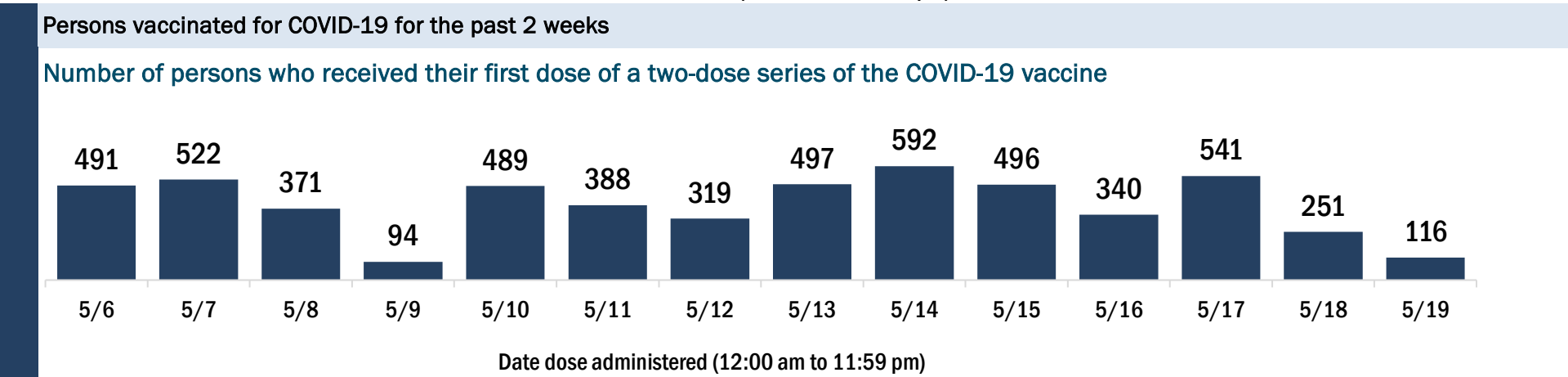
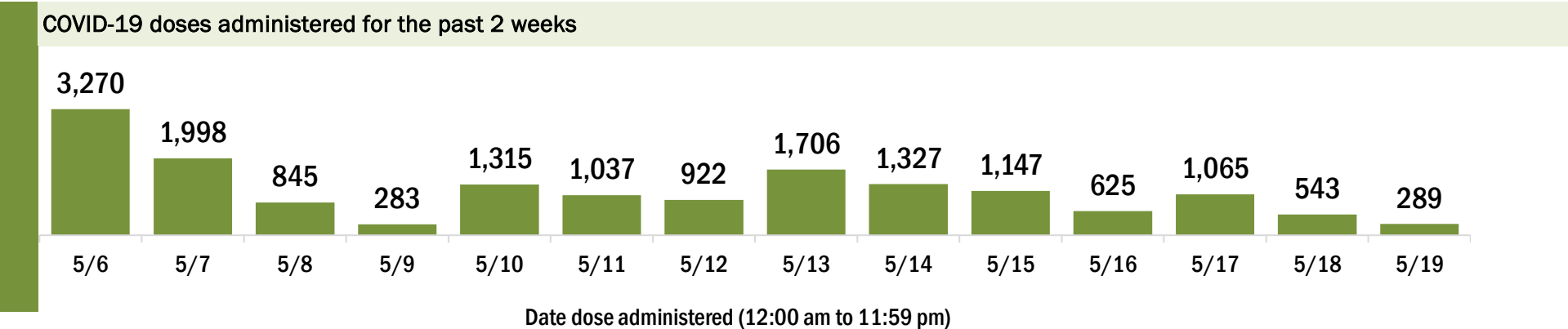
Data in this report are provisional and subject to change.

Data in this summary pertain to COVID-19 vaccines approved by the U.S. Food and Drug Administration and have been issued an Emergency Use Authorization (Janssen COVID-19 Vaccine, Moderna COVID-19 Vaccine and Pfizer-BioNTech COVID-19 Vaccine). These data summarize the number of people who have received either their first dose or have completed the series for a COVID-19 vaccine. **A person can only be counted in one category, first dose or series complete.** For persons receiving Moderna or Pfizer vaccines, once they receive their second dose, they are moved from the first dose column to the series completed column. **Because of this, the total first dose category may show a change from report to report not matching the total receiving their first dose from the previous day.** Persons receiving Johnson & Johnson vaccines will always be counted in the series completed column.

COVID-19 doses for vaccinated persons in Florida	
Doses administered	268,491
People receiving one dose of a 1-dose series (Johnson & Johnson) or receiving only one dose of a 2-dose series (Moderna, Pfizer) count once. Persons receiving both doses of a 2-dose series count twice.	

Current status of persons vaccinated for COVID-19 in Florida	
Total people vaccinated	149,595
First dose	24,149
Series completed	125,446
Completed 1-dose series	6,550
Completed 2-dose series	118,896
First dose: current number of people who have only received their first dose of the Moderna or Pfizer vaccine.	
Series complete: current number of people who have received both Moderna or Pfizer vaccine doses or one Johnson & Johnson dose and are considered fully immunized.	

Demographic summary	First dose	Series complete	Total people vaccinated
Age group	24,149	125,446	149,595
12-14 years	303	0	303
15-24 years	2,188	3,823	6,011
25-34 years	2,268	5,740	8,008
35-44 years	2,666	7,999	10,665
45-54 years	3,475	11,995	15,470
55-64 years	4,974	22,820	27,794
65-74 years	4,262	38,989	43,251
75-84 years	2,859	26,600	29,459
85+ years	1,154	7,480	8,634
Race	24,149	125,446	149,595
White	14,586	87,487	102,073
Black	2,055	8,581	10,636
American Indian/Alaskan	112	484	596
Other	3,013	11,468	14,481
Unknown	4,383	17,426	21,809
Other race includes Asian, native Hawaiian/Pacific Islander, or other.			
Ethnicity	24,149	125,446	149,595
Hispanic	3,235	10,177	13,412
Non-Hispanic	11,810	76,937	88,747
Unknown	9,104	38,332	47,436
Gender	24,149	125,446	149,595
Female	13,338	71,195	84,533
Male	10,762	54,204	64,966
Unknown	49	47	96



COVID-19: Martin County vaccine summary

Vaccination data through May 19, 2021 as of May 20, 2021 at 12:05 AM

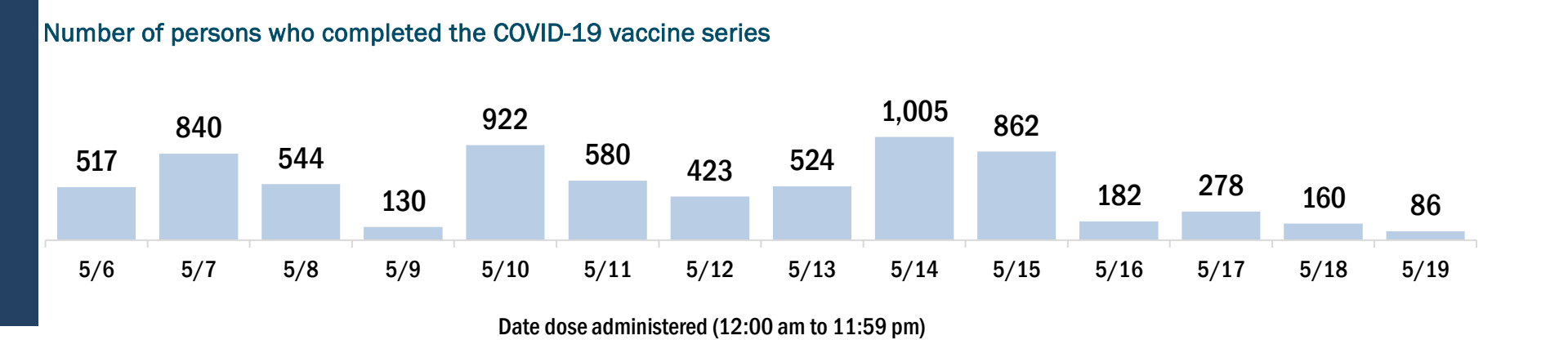
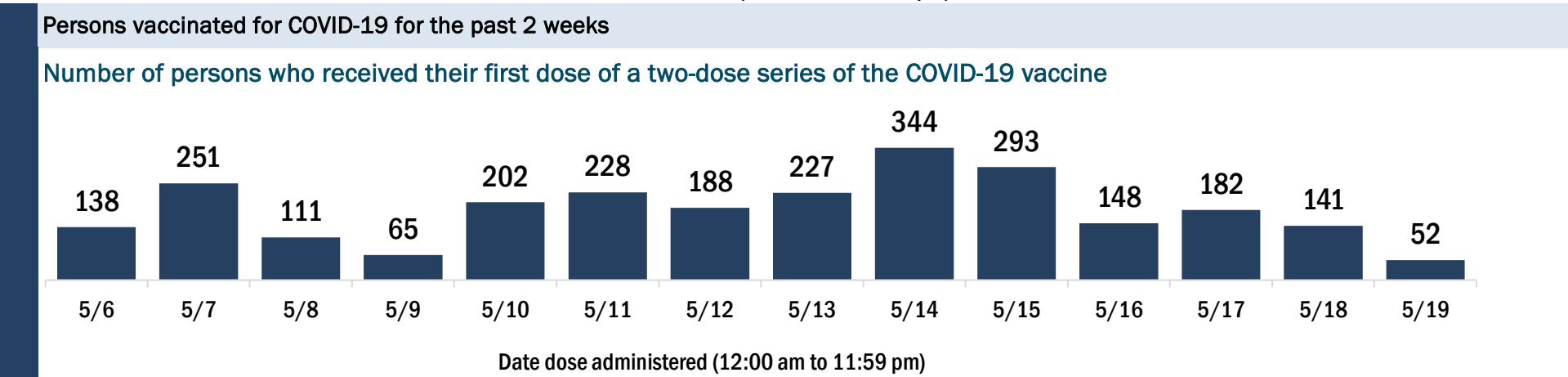
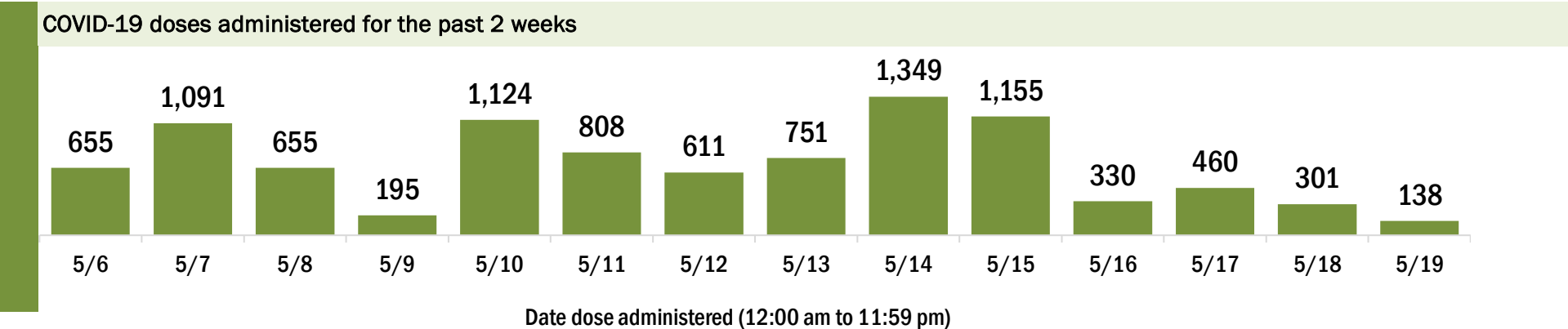
Data in this report are provisional and subject to change.

Data in this summary pertain to COVID-19 vaccines approved by the U.S. Food and Drug Administration and have been issued an Emergency Use Authorization (Janssen COVID-19 Vaccine, Moderna COVID-19 Vaccine and Pfizer-BioNTech COVID-19 Vaccine). These data summarize the number of people who have received either their first dose or have completed the series for a COVID-19 vaccine. **A person can only be counted in one category, first dose or series complete.** For persons receiving Moderna or Pfizer vaccines, once they receive their second dose, they are moved from the first dose column to the series completed column. **Because of this, the total first dose category may show a change from report to report not matching the total receiving their first dose from the previous day.** Persons receiving Johnson & Johnson vaccines will always be counted in the series completed column.

COVID-19 doses for vaccinated persons in Florida	
Doses administered	139,479
People receiving one dose of a 1-dose series (Johnson & Johnson) or receiving only one dose of a 2-dose series (Moderna, Pfizer) count once. Persons receiving both doses of a 2-dose series count twice.	

Current status of persons vaccinated for COVID-19 in Florida	
Total people vaccinated	79,032
First dose	14,616
Series completed	64,416
Completed 1-dose series	3,969
Completed 2-dose series	60,447
First dose: current number of people who have only received their first dose of the Moderna or Pfizer vaccine.	
Series complete: current number of people who have received both Moderna or Pfizer vaccine doses or one Johnson & Johnson dose and are considered fully immunized.	

Demographic summary	First dose	Series complete	Total people vaccinated
Age group	14,616	64,416	79,032
12-14 years	173	0	173
15-24 years	1,209	1,912	3,121
25-34 years	1,163	2,513	3,676
35-44 years	1,443	4,083	5,526
45-54 years	2,081	6,348	8,429
55-64 years	3,501	13,105	16,606
65-74 years	2,510	18,962	21,472
75-84 years	1,730	12,809	14,539
85+ years	806	4,684	5,490
Race	14,616	64,416	79,032
White	10,150	44,132	54,282
Black	531	1,610	2,141
American Indian/Alaskan	53	134	187
Other	1,223	4,610	5,833
Unknown	2,659	13,930	16,589
Other race includes Asian, native Hawaiian/Pacific Islander, or other.			
Ethnicity	14,616	64,416	79,032
Hispanic	1,300	2,962	4,262
Non-Hispanic	7,261	29,214	36,475
Unknown	6,055	32,240	38,295
Gender	14,616	64,416	79,032
Female	7,647	35,512	43,159
Male	6,952	28,885	35,837
Unknown	17	19	36



COVID-19: Monroe County vaccine summary

Vaccination data through May 19, 2021 as of May 20, 2021 at 12:05 AM

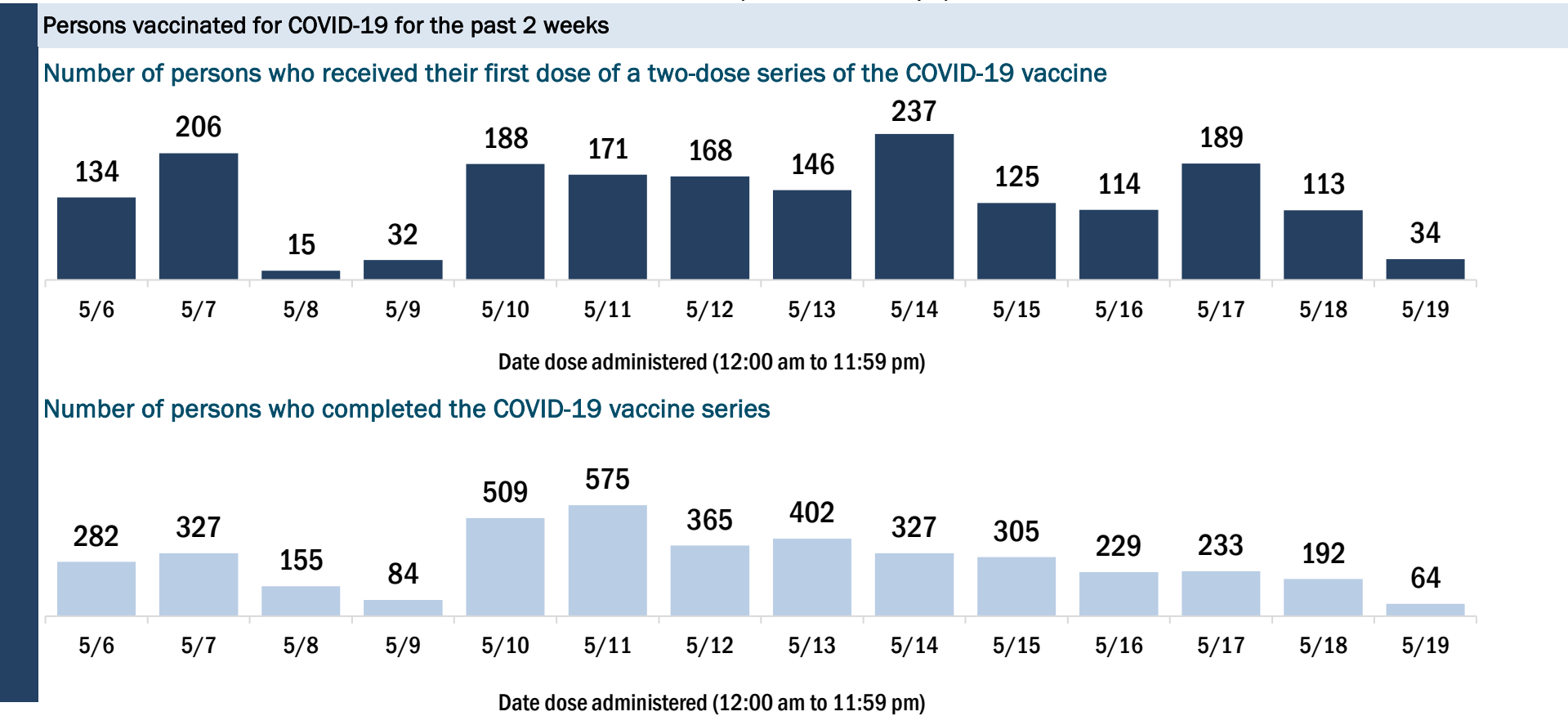
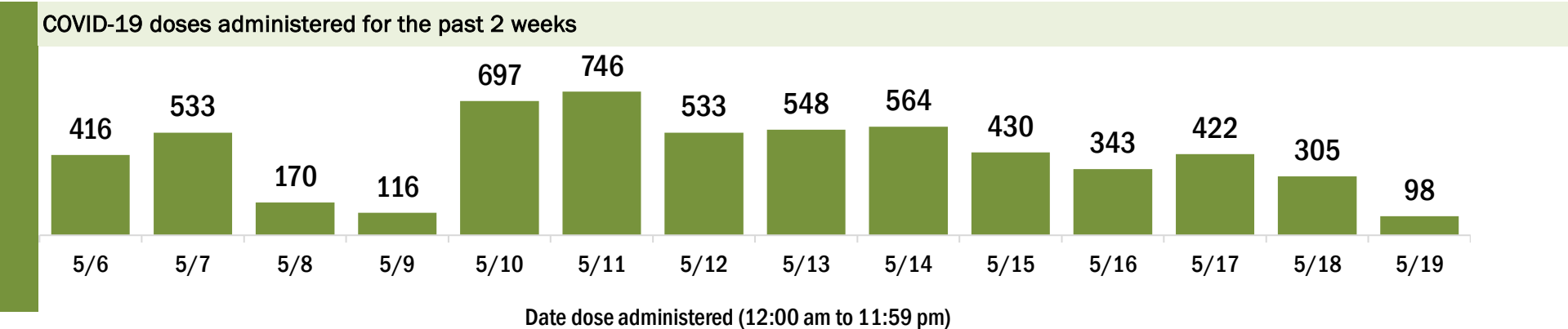
Data in this report are provisional and subject to change.

Data in this summary pertain to COVID-19 vaccines approved by the U.S. Food and Drug Administration and have been issued an Emergency Use Authorization (Janssen COVID-19 Vaccine, Moderna COVID-19 Vaccine and Pfizer-BioNTech COVID-19 Vaccine). These data summarize the number of people who have received either their first dose or have completed the series for a COVID-19 vaccine. **A person can only be counted in one category, first dose or series complete.** For persons receiving Moderna or Pfizer vaccines, once they receive their second dose, they are moved from the first dose column to the series completed column. **Because of this, the total first dose category may show a change from report to report not matching the total receiving their first dose from the previous day.** Persons receiving Johnson & Johnson vaccines will always be counted in the series completed column.

COVID-19 doses for vaccinated persons in Florida	
Doses administered	68,349
People receiving one dose of a 1-dose series (Johnson & Johnson) or receiving only one dose of a 2-dose series (Moderna, Pfizer) count once. Persons receiving both doses of a 2-dose series count twice.	

Current status of persons vaccinated for COVID-19 in Florida	
Total people vaccinated	40,666
First dose	9,997
Series completed	30,669
Completed 1-dose series	2,986
Completed 2-dose series	27,683
First dose: current number of people who have only received their first dose of the Moderna or Pfizer vaccine.	
Series complete: current number of people who have received both Moderna or Pfizer vaccine doses or one Johnson & Johnson dose and are considered fully immunized.	

Demographic summary	First dose	Series complete	Total people vaccinated
Age group	9,997	30,669	40,666
12-14 years	66	0	66
15-24 years	761	908	1,669
25-34 years	1,194	1,690	2,884
35-44 years	1,487	2,585	4,072
45-54 years	1,844	4,022	5,866
55-64 years	2,289	7,282	9,571
65-74 years	1,605	9,205	10,810
75-84 years	602	3,987	4,589
85+ years	149	990	1,139
Race	9,997	30,669	40,666
White	6,451	22,105	28,556
Black	310	669	979
American Indian/Alaskan	40	110	150
Other	754	1,810	2,564
Unknown	2,442	5,975	8,417
Other race includes Asian, native Hawaiian/Pacific Islander, or other.			
Ethnicity	9,997	30,669	40,666
Hispanic	1,618	3,292	4,910
Non-Hispanic	4,485	16,919	21,404
Unknown	3,894	10,458	14,352
Gender	9,997	30,669	40,666
Female	4,931	15,772	20,703
Male	5,057	14,894	19,951
Unknown	9	3	12



COVID-19: Nassau County vaccine summary

Vaccination data through May 19, 2021 as of May 20, 2021 at 12:05 AM

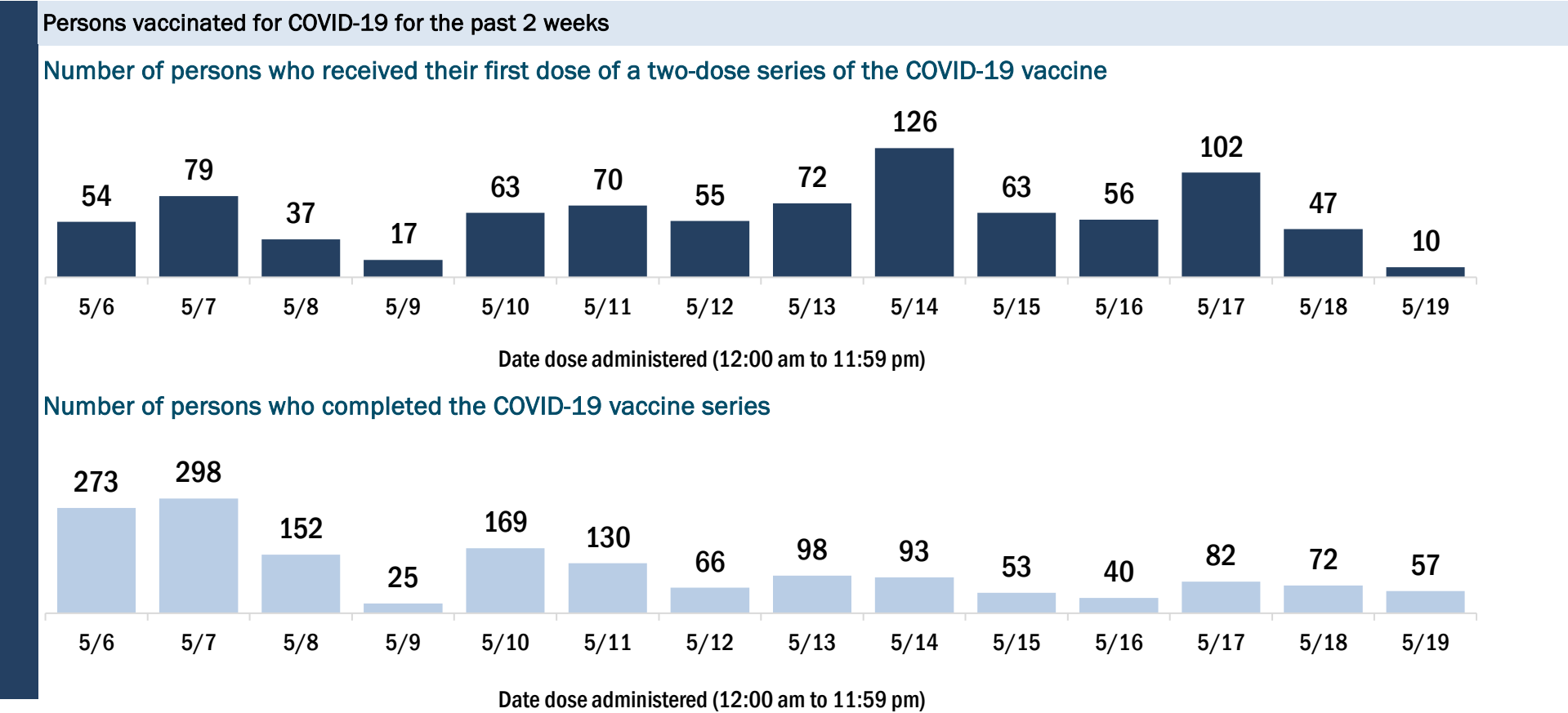
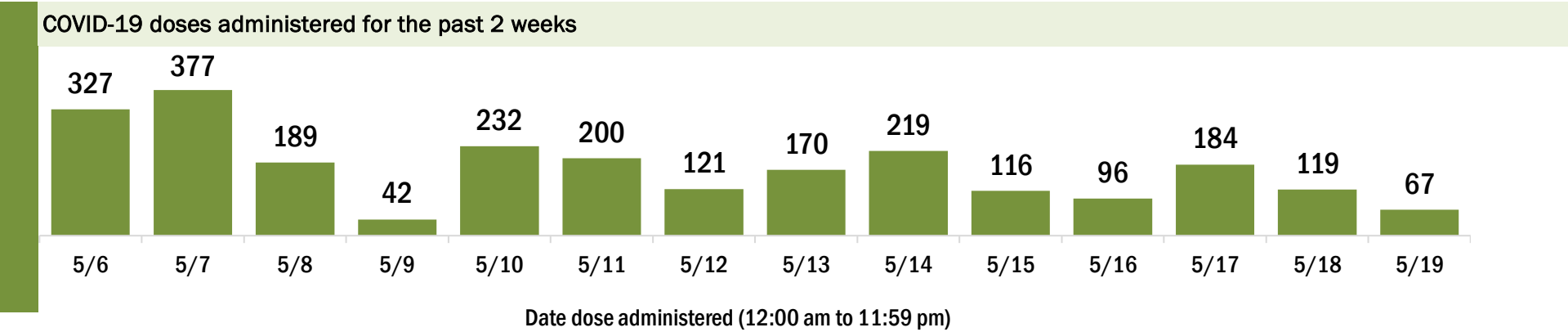
Data in this report are provisional and subject to change.

Data in this summary pertain to COVID-19 vaccines approved by the U.S. Food and Drug Administration and have been issued an Emergency Use Authorization (Janssen COVID-19 Vaccine, Moderna COVID-19 Vaccine and Pfizer-BioNTech COVID-19 Vaccine). These data summarize the number of people who have received either their first dose or have completed the series for a COVID-19 vaccine. **A person can only be counted in one category, first dose or series complete.** For persons receiving Moderna or Pfizer vaccines, once they receive their second dose, they are moved from the first dose column to the series completed column. **Because of this, the total first dose category may show a change from report to report not matching the total receiving their first dose from the previous day.** Persons receiving Johnson & Johnson vaccines will always be counted in the series completed column.

COVID-19 doses for vaccinated persons in Florida	
Doses administered	64,576
People receiving one dose of a 1-dose series (Johnson & Johnson) or receiving only one dose of a 2-dose series (Moderna, Pfizer) count once. Persons receiving both doses of a 2-dose series count twice.	

Current status of persons vaccinated for COVID-19 in Florida	
Total people vaccinated	35,483
First dose	3,916
Series completed	31,567
Completed 1-dose series	2,474
Completed 2-dose series	29,093
First dose: current number of people who have only received their first dose of the Moderna or Pfizer vaccine.	
Series complete: current number of people who have received both Moderna or Pfizer vaccine doses or one Johnson & Johnson dose and are considered fully immunized.	

Demographic summary	First dose	Series complete	Total people vaccinated
Age group	3,916	31,567	35,483
12-14 years	84	0	84
15-24 years	470	1,080	1,550
25-34 years	410	1,463	1,873
35-44 years	441	2,413	2,854
45-54 years	565	3,582	4,147
55-64 years	700	7,182	7,882
65-74 years	719	9,771	10,490
75-84 years	399	4,722	5,121
85+ years	128	1,354	1,482
Race	3,916	31,567	35,483
White	2,780	25,596	28,376
Black	191	1,491	1,682
American Indian/Alaskan	16	128	144
Other	239	1,600	1,839
Unknown	690	2,752	3,442
Other race includes Asian, native Hawaiian/Pacific Islander, or other.			
Ethnicity	3,916	31,567	35,483
Hispanic	177	901	1,078
Non-Hispanic	2,459	24,792	27,251
Unknown	1,280	5,874	7,154
Gender	3,916	31,567	35,483
Female	2,092	17,533	19,625
Male	1,817	14,032	15,849
Unknown	7	2	9



COVID-19: Okaloosa County vaccine summary

Vaccination data through May 19, 2021 as of May 20, 2021 at 12:05 AM

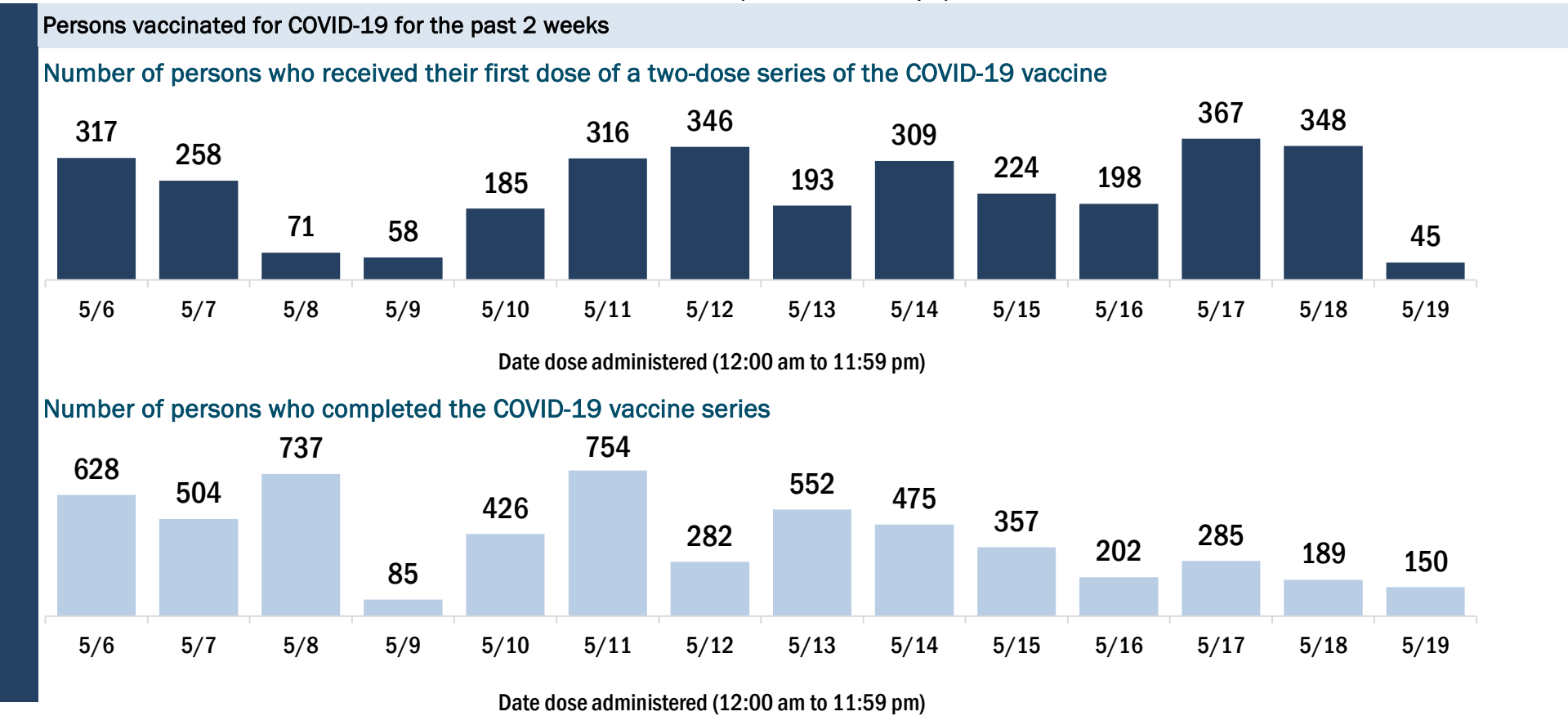
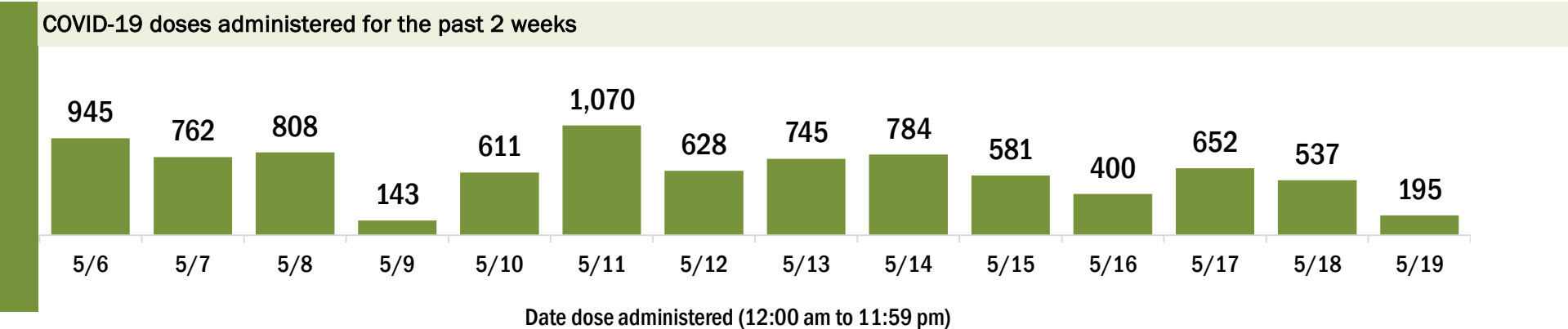
Data in this report are provisional and subject to change.

Data in this summary pertain to COVID-19 vaccines approved by the U.S. Food and Drug Administration and have been issued an Emergency Use Authorization (Janssen COVID-19 Vaccine, Moderna COVID-19 Vaccine and Pfizer-BioNTech COVID-19 Vaccine). These data summarize the number of people who have received either their first dose or have completed the series for a COVID-19 vaccine. **A person can only be counted in one category, first dose or series complete.** For persons receiving Moderna or Pfizer vaccines, once they receive their second dose, they are moved from the first dose column to the series completed column. **Because of this, the total first dose category may show a change from report to report not matching the total receiving their first dose from the previous day.** Persons receiving Johnson & Johnson vaccines will always be counted in the series completed column.

COVID-19 doses for vaccinated persons in Florida	
Doses administered	114,971
People receiving one dose of a 1-dose series (Johnson & Johnson) or receiving only one dose of a 2-dose series (Moderna, Pfizer) count once. Persons receiving both doses of a 2-dose series count twice.	

Current status of persons vaccinated for COVID-19 in Florida	
Total people vaccinated	65,638
First dose	11,281
Series completed	54,357
Completed 1-dose series	5,024
Completed 2-dose series	49,333
First dose: current number of people who have only received their first dose of the Moderna or Pfizer vaccine.	
Series complete: current number of people who have received both Moderna or Pfizer vaccine doses or one Johnson & Johnson dose and are considered fully immunized.	

Demographic summary	First dose	Series complete	Total people vaccinated
Age group	11,281	54,357	65,638
12-14 years	185	0	185
15-24 years	1,339	2,286	3,625
25-34 years	1,671	3,895	5,566
35-44 years	1,648	5,214	6,862
45-54 years	1,577	6,535	8,112
55-64 years	2,056	12,318	14,374
65-74 years	1,546	13,895	15,441
75-84 years	913	7,473	8,386
85+ years	346	2,741	3,087
Race	11,281	54,357	65,638
White	6,270	37,266	43,536
Black	725	3,065	3,790
American Indian/Alaskan	74	239	313
Other	1,258	5,154	6,412
Unknown	2,954	8,633	11,587
Other race includes Asian, native Hawaiian/Pacific Islander, or other.			
Ethnicity	11,281	54,357	65,638
Hispanic	849	2,403	3,252
Non-Hispanic	5,390	33,925	39,315
Unknown	5,042	18,029	23,071
Gender	11,281	54,357	65,638
Female	6,084	30,499	36,583
Male	5,090	23,828	28,918
Unknown	107	30	137



COVID-19: Okeechobee County vaccine summary

Vaccination data through May 19, 2021 as of May 20, 2021 at 12:05 AM

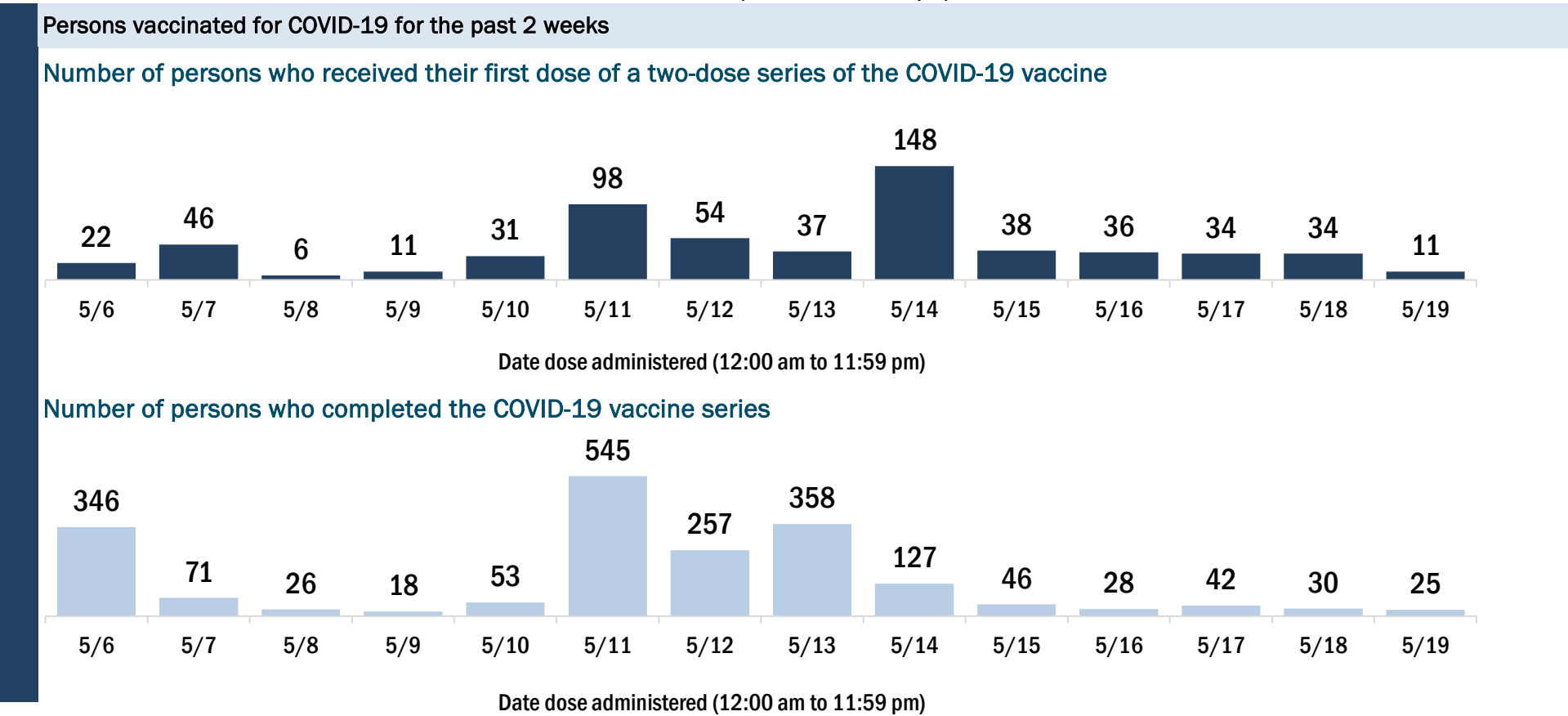
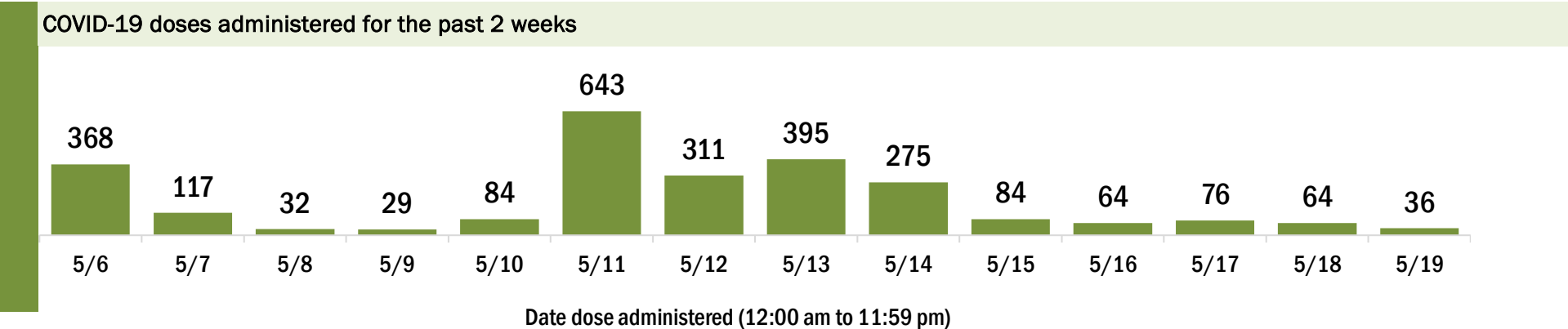
Data in this report are provisional and subject to change.

Data in this summary pertain to COVID-19 vaccines approved by the U.S. Food and Drug Administration and have been issued an Emergency Use Authorization (Janssen COVID-19 Vaccine, Moderna COVID-19 Vaccine and Pfizer-BioNTech COVID-19 Vaccine). These data summarize the number of people who have received either their first dose or have completed the series for a COVID-19 vaccine. **A person can only be counted in one category, first dose or series complete.** For persons receiving Moderna or Pfizer vaccines, once they receive their second dose, they are moved from the first dose column to the series completed column. **Because of this, the total first dose category may show a change from report to report not matching the total receiving their first dose from the previous day.** Persons receiving Johnson & Johnson vaccines will always be counted in the series completed column.

COVID-19 doses for vaccinated persons in Florida	
Doses administered	21,359
People receiving one dose of a 1-dose series (Johnson & Johnson) or receiving only one dose of a 2-dose series (Moderna, Pfizer) count once. Persons receiving both doses of a 2-dose series count twice.	

Current status of persons vaccinated for COVID-19 in Florida	
Total people vaccinated	12,174
First dose	2,169
Series completed	10,005
Completed 1-dose series	820
Completed 2-dose series	9,185
First dose: current number of people who have only received their first dose of the Moderna or Pfizer vaccine.	
Series complete: current number of people who have received both Moderna or Pfizer vaccine doses or one Johnson & Johnson dose and are considered fully immunized.	

Demographic summary	First dose	Series complete	Total people vaccinated
Age group	2,169	10,005	12,174
12-14 years	23	0	23
15-24 years	203	285	488
25-34 years	251	546	797
35-44 years	280	776	1,056
45-54 years	355	1,156	1,511
55-64 years	497	1,907	2,404
65-74 years	320	2,930	3,250
75-84 years	198	1,878	2,076
85+ years	42	527	569
Race	2,169	10,005	12,174
White	1,397	7,410	8,807
Black	93	309	402
American Indian/Alaskan	5	45	50
Other	252	885	1,137
Unknown	422	1,356	1,778
Other race includes Asian, native Hawaiian/Pacific Islander, or other.			
Ethnicity	2,169	10,005	12,174
Hispanic	520	1,293	1,813
Non-Hispanic	911	6,267	7,178
Unknown	738	2,445	3,183
Gender	2,169	10,005	12,174
Female	973	5,102	6,075
Male	1,190	4,903	6,093
Unknown	6	0	6



COVID-19: Orange County vaccine summary

Vaccination data through May 19, 2021 as of May 20, 2021 at 12:05 AM

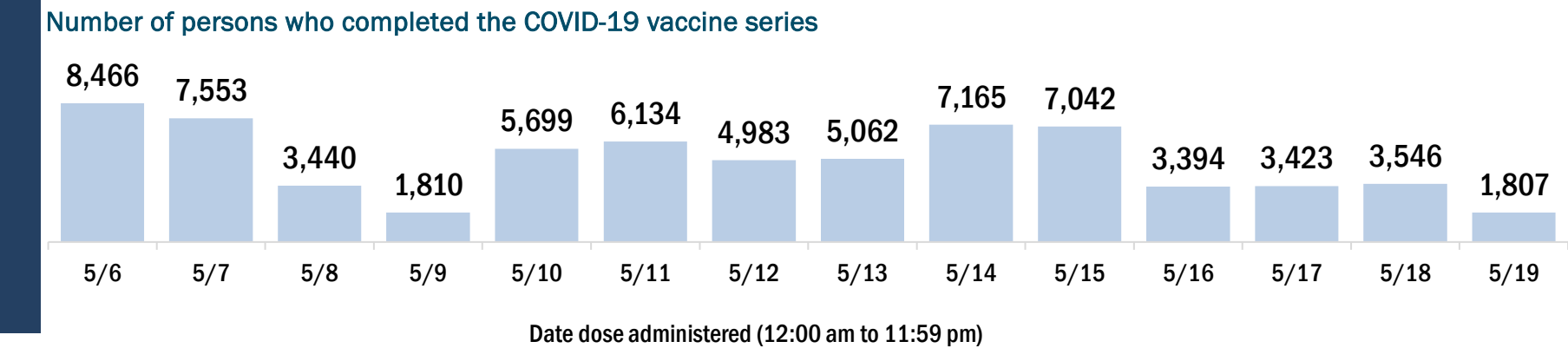
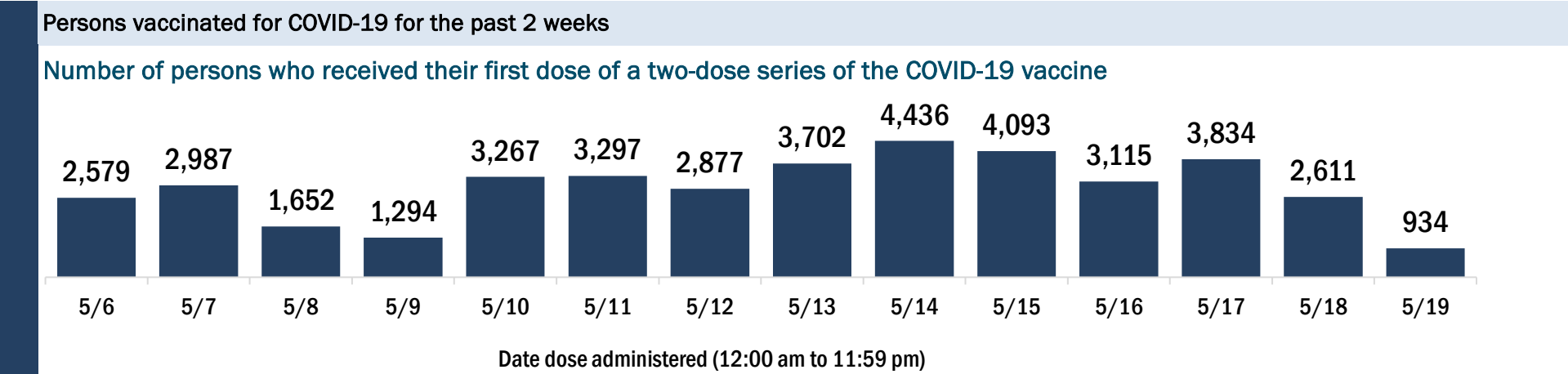
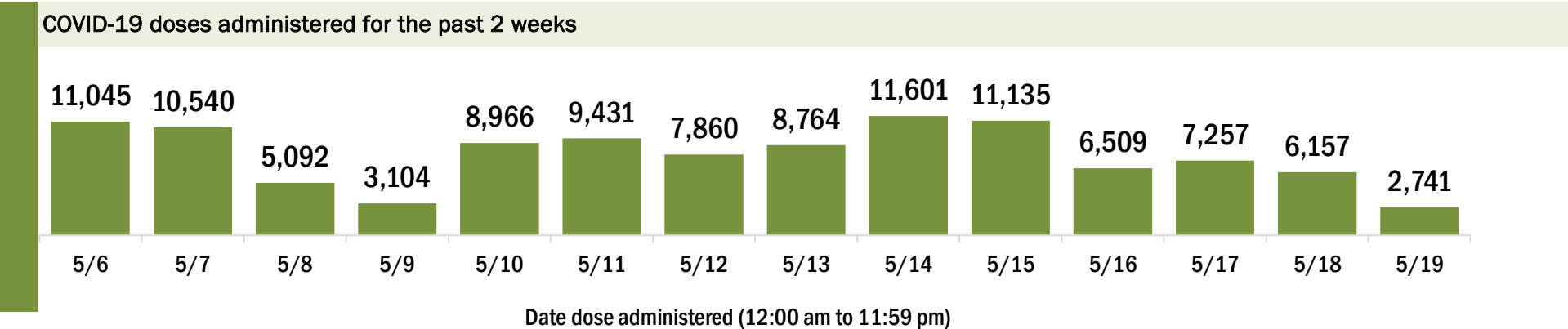
Data in this report are provisional and subject to change.

Data in this summary pertain to COVID-19 vaccines approved by the U.S. Food and Drug Administration and have been issued an Emergency Use Authorization (Janssen COVID-19 Vaccine, Moderna COVID-19 Vaccine and Pfizer-BioNTech COVID-19 Vaccine). These data summarize the number of people who have received either their first dose or have completed the series for a COVID-19 vaccine. **A person can only be counted in one category, first dose or series complete.** For persons receiving Moderna or Pfizer vaccines, once they receive their second dose, they are moved from the first dose column to the series completed column. **Because of this, the total first dose category may show a change from report to report not matching the total receiving their first dose from the previous day.** Persons receiving Johnson & Johnson vaccines will always be counted in the series completed column.

COVID-19 doses for vaccinated persons in Florida	
Doses administered	1,014,407
People receiving one dose of a 1-dose series (Johnson & Johnson) or receiving only one dose of a 2-dose series (Moderna, Pfizer) count once. Persons receiving both doses of a 2-dose series count twice.	

Current status of persons vaccinated for COVID-19 in Florida	
Total people vaccinated	600,913
First dose	121,247
Series completed	479,666
Completed 1-dose series	66,172
Completed 2-dose series	413,494
First dose: current number of people who have only received their first dose of the Moderna or Pfizer vaccine.	
Series complete: current number of people who have received both Moderna or Pfizer vaccine doses or one Johnson & Johnson dose and are considered fully immunized.	

Demographic summary	First dose	Series complete	Total people vaccinated
Age group	121,247	479,666	600,913
12-14 years	3,989	0	3,989
15-24 years	20,708	43,059	63,767
25-34 years	22,275	63,479	85,754
35-44 years	21,899	77,415	99,314
45-54 years	19,565	84,978	104,543
55-64 years	16,004	89,817	105,821
65-74 years	9,037	75,064	84,101
75-84 years	4,608	33,913	38,521
85+ years	3,162	11,941	15,103
Race	121,247	479,666	600,913
White	59,255	285,368	344,623
Black	12,358	38,188	50,546
American Indian/Alaskan	579	1,502	2,081
Other	23,258	82,249	105,507
Unknown	25,797	72,359	98,156
Other race includes Asian, native Hawaiian/Pacific Islander, or other.			
Ethnicity	121,247	479,666	600,913
Hispanic	28,402	66,487	94,889
Non-Hispanic	40,699	236,571	277,270
Unknown	52,146	176,608	228,754
Gender	121,247	479,666	600,913
Female	62,417	260,207	322,624
Male	57,128	218,381	275,509
Unknown	1,702	1,078	2,780



COVID-19: Osceola County vaccine summary

Vaccination data through May 19, 2021 as of May 20, 2021 at 12:05 AM

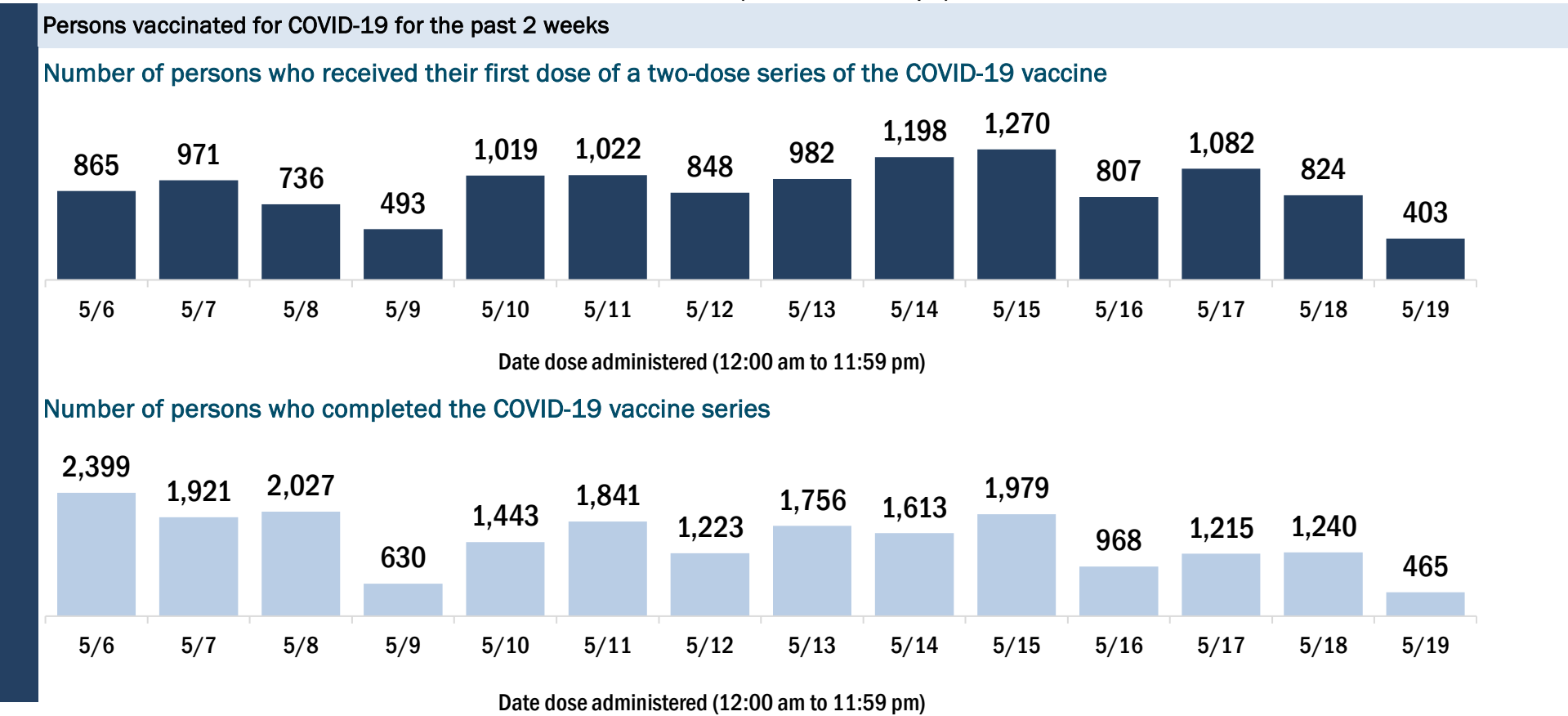
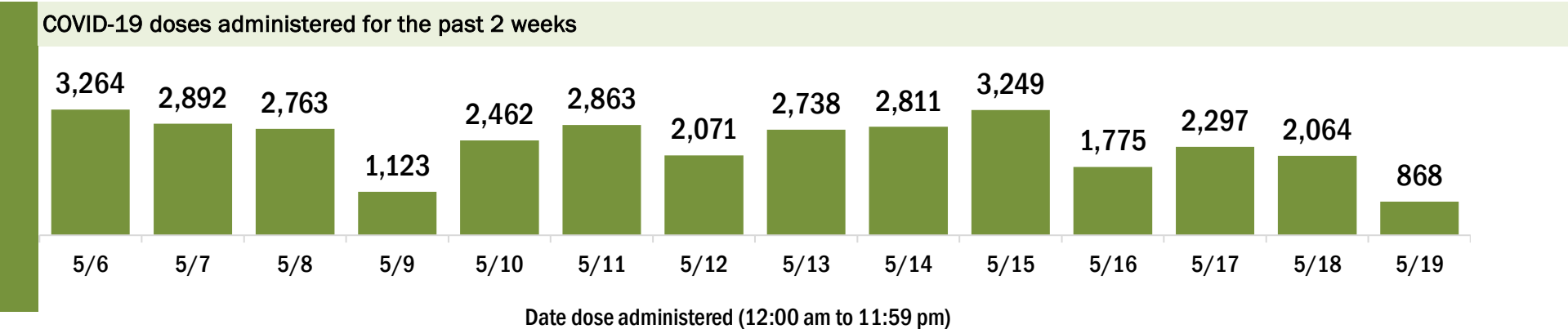
Data in this report are provisional and subject to change.

Data in this summary pertain to COVID-19 vaccines approved by the U.S. Food and Drug Administration and have been issued an Emergency Use Authorization (Janssen COVID-19 Vaccine, Moderna COVID-19 Vaccine and Pfizer-BioNTech COVID-19 Vaccine). These data summarize the number of people who have received either their first dose or have completed the series for a COVID-19 vaccine. **A person can only be counted in one category, first dose or series complete.** For persons receiving Moderna or Pfizer vaccines, once they receive their second dose, they are moved from the first dose column to the series completed column. **Because of this, the total first dose category may show a change from report to report not matching the total receiving their first dose from the previous day.** Persons receiving Johnson & Johnson vaccines will always be counted in the series completed column.

COVID-19 doses for vaccinated persons in Florida	
Doses administered	271,521
People receiving one dose of a 1-dose series (Johnson & Johnson) or receiving only one dose of a 2-dose series (Moderna, Pfizer) count once. Persons receiving both doses of a 2-dose series count twice.	

Current status of persons vaccinated for COVID-19 in Florida	
Total people vaccinated	160,946
First dose	35,641
Series completed	125,305
Completed 1-dose series	14,730
Completed 2-dose series	110,575
First dose: current number of people who have only received their first dose of the Moderna or Pfizer vaccine.	
Series complete: current number of people who have received both Moderna or Pfizer vaccine doses or one Johnson & Johnson dose and are considered fully immunized.	

Demographic summary	First dose	Series complete	Total people vaccinated
Age group	35,641	125,305	160,946
12-14 years	799	0	799
15-24 years	6,030	9,281	15,311
25-34 years	5,783	13,411	19,194
35-44 years	6,604	17,828	24,432
45-54 years	6,448	22,153	28,601
55-64 years	5,143	24,849	29,992
65-74 years	2,929	23,650	26,579
75-84 years	1,457	10,970	12,427
85+ years	448	3,163	3,611
Race	35,641	125,305	160,946
White	17,956	74,750	92,706
Black	2,069	6,674	8,743
American Indian/Alaskan	182	554	736
Other	7,579	22,371	29,950
Unknown	7,855	20,956	28,811
Other race includes Asian, native Hawaiian/Pacific Islander, or other.			
Ethnicity	35,641	125,305	160,946
Hispanic	14,220	39,096	53,316
Non-Hispanic	7,615	44,166	51,781
Unknown	13,806	42,043	55,849
Gender	35,641	125,305	160,946
Female	19,095	69,389	88,484
Male	16,483	55,824	72,307
Unknown	63	92	155



COVID-19: Palm Beach County vaccine summary

Vaccination data through May 19, 2021 as of May 20, 2021 at 12:05 AM

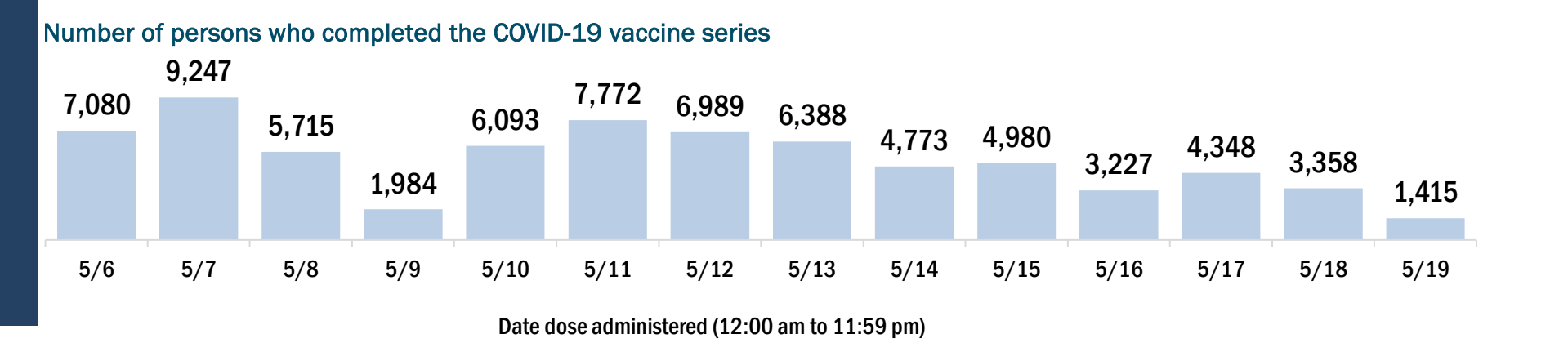
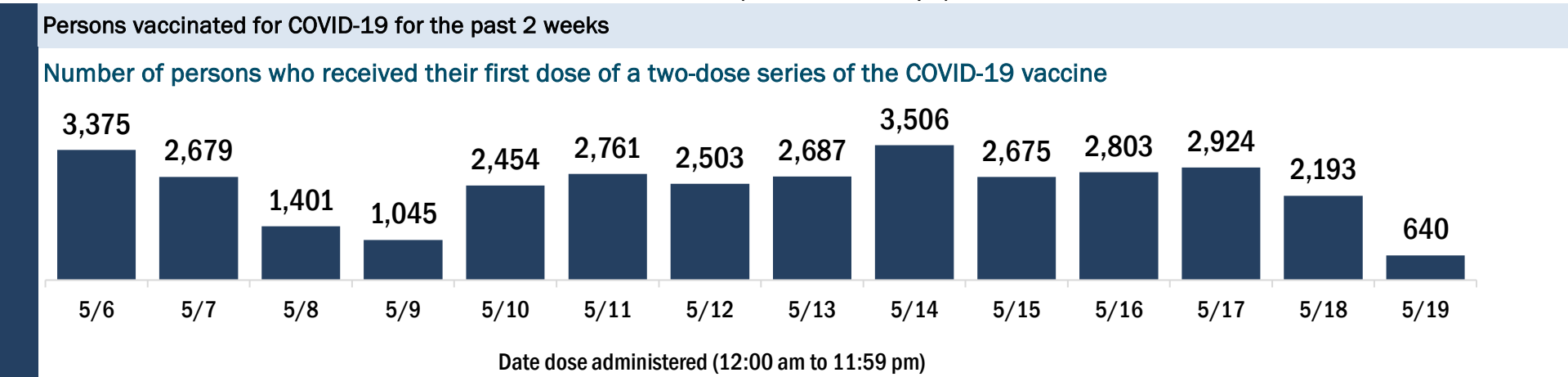
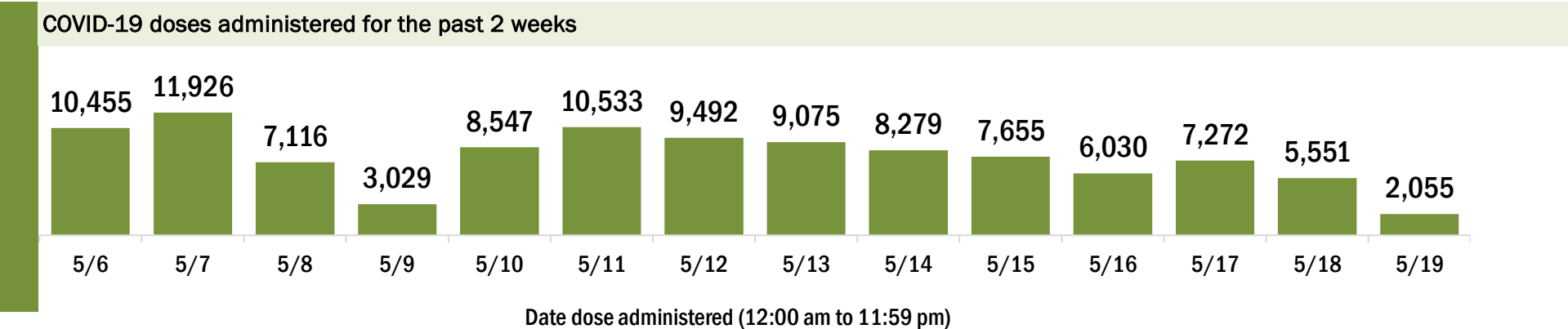
Data in this report are provisional and subject to change.

Data in this summary pertain to COVID-19 vaccines approved by the U.S. Food and Drug Administration and have been issued an Emergency Use Authorization (Janssen COVID-19 Vaccine, Moderna COVID-19 Vaccine and Pfizer-BioNTech COVID-19 Vaccine). These data summarize the number of people who have received either their first dose or have completed the series for a COVID-19 vaccine. **A person can only be counted in one category, first dose or series complete.** For persons receiving Moderna or Pfizer vaccines, once they receive their second dose, they are moved from the first dose column to the series completed column. **Because of this, the total first dose category may show a change from report to report not matching the total receiving their first dose from the previous day.** Persons receiving Johnson & Johnson vaccines will always be counted in the series completed column.

COVID-19 doses for vaccinated persons in Florida	
Doses administered	1,233,333
People receiving one dose of a 1-dose series (Johnson & Johnson) or receiving only one dose of a 2-dose series (Moderna, Pfizer) count once. Persons receiving both doses of a 2-dose series count twice.	

Current status of persons vaccinated for COVID-19 in Florida	
Total people vaccinated	711,205
First dose	139,512
Series completed	571,693
Completed 1-dose series	49,565
Completed 2-dose series	522,128
First dose: current number of people who have only received their first dose of the Moderna or Pfizer vaccine.	
Series complete: current number of people who have received both Moderna or Pfizer vaccine doses or one Johnson & Johnson dose and are considered fully immunized.	

Demographic summary	First dose	Series complete	Total people vaccinated
Age group	139,512	571,693	711,205
12-14 years	2,223	0	2,223
15-24 years	14,651	27,678	42,329
25-34 years	15,884	40,087	55,971
35-44 years	18,426	55,738	74,164
45-54 years	21,242	78,067	99,309
55-64 years	23,445	111,019	134,464
65-74 years	21,953	133,971	155,924
75-84 years	14,719	88,961	103,680
85+ years	6,969	36,172	43,141
Race	139,512	571,693	711,205
White	78,577	361,489	440,066
Black	13,036	34,211	47,247
American Indian/Alaskan	715	1,739	2,454
Other	15,709	56,069	71,778
Unknown	31,475	118,185	149,660
Other race includes Asian, native Hawaiian/Pacific Islander, or other.			
Ethnicity	139,512	571,693	711,205
Hispanic	25,403	66,690	92,093
Non-Hispanic	58,593	291,469	350,062
Unknown	55,516	213,534	269,050
Gender	139,512	571,693	711,205
Female	73,911	317,695	391,606
Male	65,116	253,584	318,700
Unknown	485	414	899



COVID-19: Pasco County vaccine summary

Vaccination data through May 19, 2021 as of May 20, 2021 at 12:05 AM

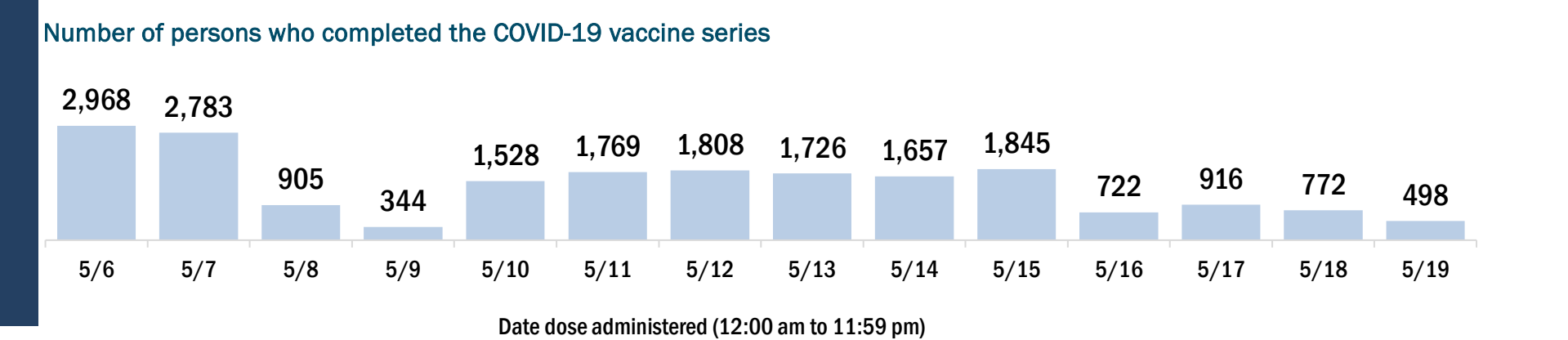
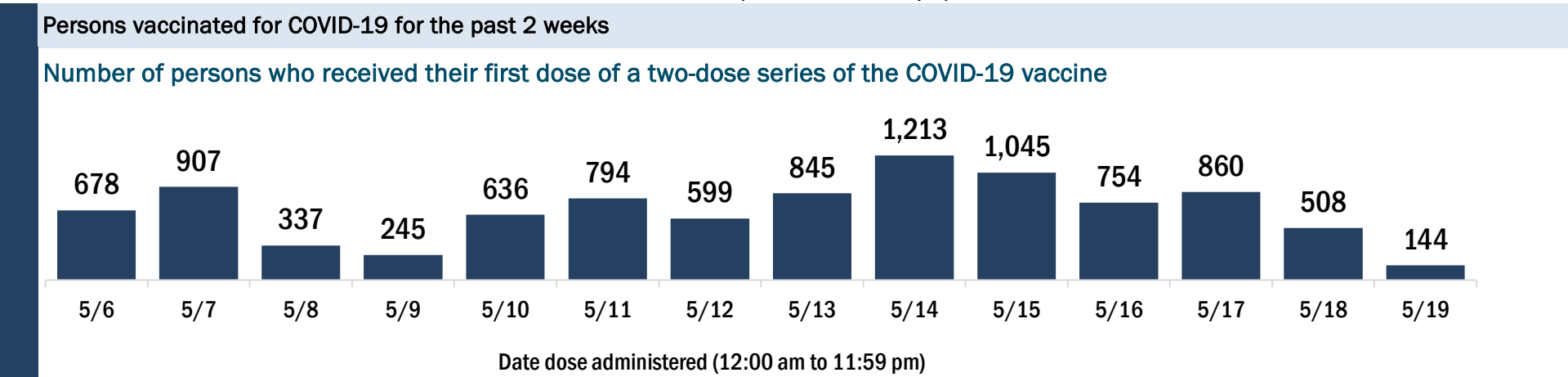
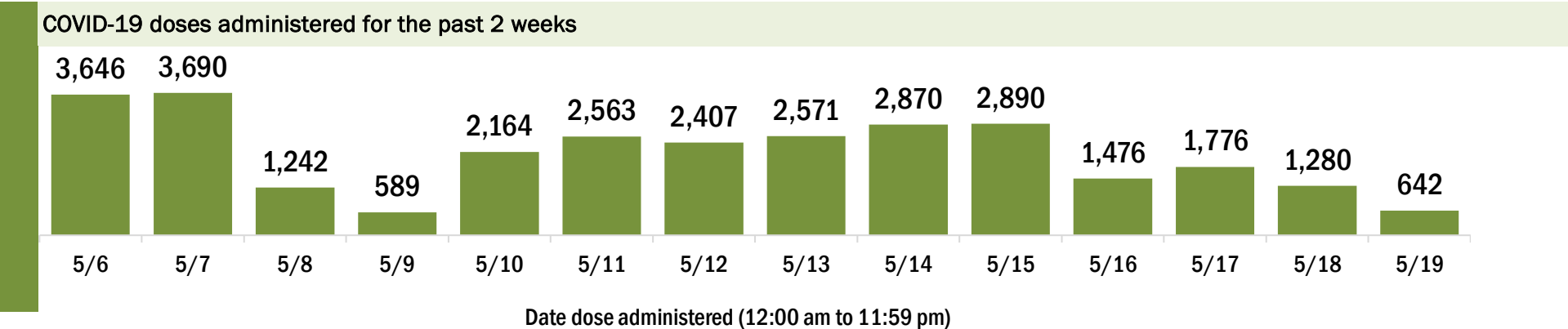
Data in this report are provisional and subject to change.

Data in this summary pertain to COVID-19 vaccines approved by the U.S. Food and Drug Administration and have been issued an Emergency Use Authorization (Janssen COVID-19 Vaccine, Moderna COVID-19 Vaccine and Pfizer-BioNTech COVID-19 Vaccine). These data summarize the number of people who have received either their first dose or have completed the series for a COVID-19 vaccine. **A person can only be counted in one category, first dose or series complete.** For persons receiving Moderna or Pfizer vaccines, once they receive their second dose, they are moved from the first dose column to the series completed column. **Because of this, the total first dose category may show a change from report to report not matching the total receiving their first dose from the previous day.** Persons receiving Johnson & Johnson vaccines will always be counted in the series completed column.

COVID-19 doses for vaccinated persons in Florida	
Doses administered	396,147
People receiving one dose of a 1-dose series (Johnson & Johnson) or receiving only one dose of a 2-dose series (Moderna, Pfizer) count once. Persons receiving both doses of a 2-dose series count twice.	

Current status of persons vaccinated for COVID-19 in Florida	
Total people vaccinated	228,165
First dose	44,211
Series completed	183,954
Completed 1-dose series	15,972
Completed 2-dose series	167,982
First dose: current number of people who have only received their first dose of the Moderna or Pfizer vaccine.	
Series complete: current number of people who have received both Moderna or Pfizer vaccine doses or one Johnson & Johnson dose and are considered fully immunized.	

Demographic summary	First dose	Series complete	Total people vaccinated
Age group	44,211	183,954	228,165
12-14 years	843	0	843
15-24 years	4,820	8,886	13,706
25-34 years	4,303	11,688	15,991
35-44 years	5,591	18,962	24,553
45-54 years	6,491	25,801	32,292
55-64 years	7,465	36,675	44,140
65-74 years	7,883	46,388	54,271
75-84 years	5,120	27,422	32,542
85+ years	1,695	8,132	9,827
Race	44,211	183,954	228,165
White	29,817	136,201	166,018
Black	1,924	5,589	7,513
American Indian/Alaskan	238	687	925
Other	5,212	17,966	23,178
Unknown	7,020	23,511	30,531
Other race includes Asian, native Hawaiian/Pacific Islander, or other.			
Ethnicity	44,211	183,954	228,165
Hispanic	4,781	12,316	17,097
Non-Hispanic	22,353	108,889	131,242
Unknown	17,077	62,749	79,826
Gender	44,211	183,954	228,165
Female	23,690	104,200	127,890
Male	20,480	79,630	100,110
Unknown	41	124	165



COVID-19: Pinellas County vaccine summary

Vaccination data through May 19, 2021 as of May 20, 2021 at 12:05 AM

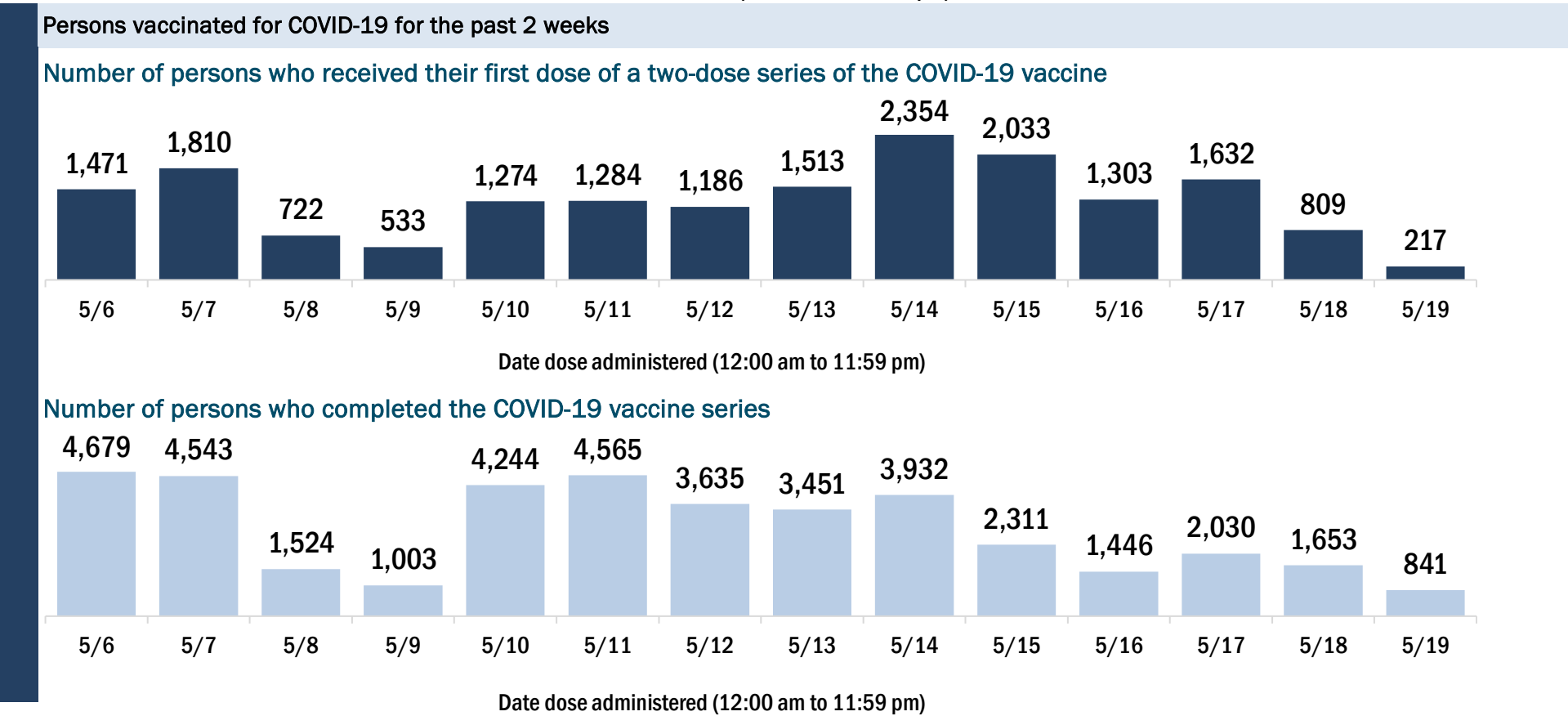
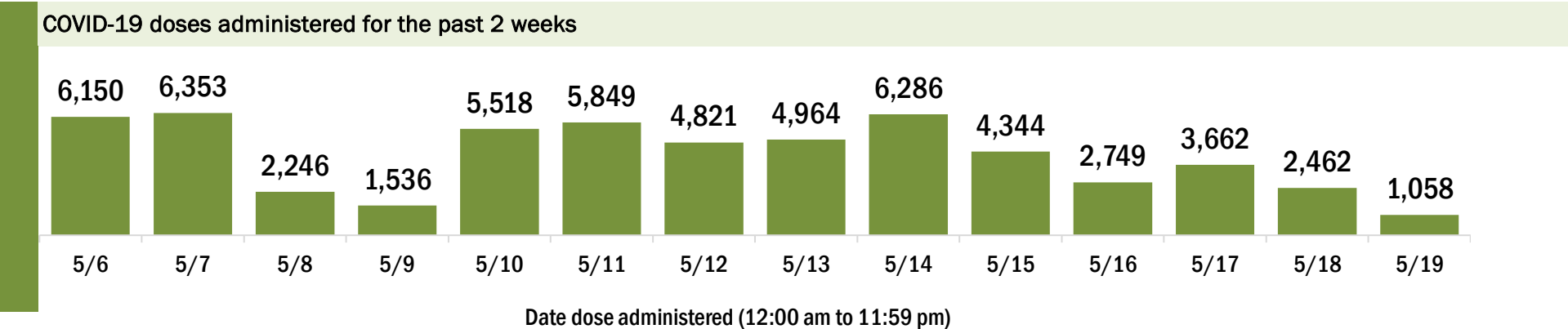
Data in this report are provisional and subject to change.

Data in this summary pertain to COVID-19 vaccines approved by the U.S. Food and Drug Administration and have been issued an Emergency Use Authorization (Janssen COVID-19 Vaccine, Moderna COVID-19 Vaccine and Pfizer-BioNTech COVID-19 Vaccine). These data summarize the number of people who have received either their first dose or have completed the series for a COVID-19 vaccine. **A person can only be counted in one category, first dose or series complete.** For persons receiving Moderna or Pfizer vaccines, once they receive their second dose, they are moved from the first dose column to the series completed column. **Because of this, the total first dose category may show a change from report to report not matching the total receiving their first dose from the previous day.** Persons receiving Johnson & Johnson vaccines will always be counted in the series completed column.

COVID-19 doses for vaccinated persons in Florida	
Doses administered	817,345
People receiving one dose of a 1-dose series (Johnson & Johnson) or receiving only one dose of a 2-dose series (Moderna, Pfizer) count once. Persons receiving both doses of a 2-dose series count twice.	

Current status of persons vaccinated for COVID-19 in Florida	
Total people vaccinated	459,233
First dose	75,423
Series completed	383,810
Completed 1-dose series	25,698
Completed 2-dose series	358,112
First dose: current number of people who have only received their first dose of the Moderna or Pfizer vaccine.	
Series complete: current number of people who have received both Moderna or Pfizer vaccine doses or one Johnson & Johnson dose and are considered fully immunized.	

Demographic summary	First dose	Series complete	Total people vaccinated
Age group	75,423	383,810	459,233
12-14 years	1,566	0	1,566
15-24 years	8,026	16,491	24,517
25-34 years	9,092	29,284	38,376
35-44 years	9,490	35,791	45,281
45-54 years	10,545	49,814	60,359
55-64 years	13,473	85,757	99,230
65-74 years	12,596	96,712	109,308
75-84 years	7,335	50,823	58,158
85+ years	3,300	19,138	22,438
Race	75,423	383,810	459,233
White	47,856	283,982	331,838
Black	5,084	16,870	21,954
American Indian/Alaskan	363	920	1,283
Other	8,071	31,910	39,981
Unknown	14,049	50,128	64,177
Other race includes Asian, native Hawaiian/Pacific Islander, or other.			
Ethnicity	75,423	383,810	459,233
Hispanic	5,192	14,254	19,446
Non-Hispanic	38,958	238,977	277,935
Unknown	31,273	130,579	161,852
Gender	75,423	383,810	459,233
Female	40,456	215,391	255,847
Male	34,804	167,807	202,611
Unknown	163	612	775



COVID-19: Polk County vaccine summary

Vaccination data through May 19, 2021 as of May 20, 2021 at 12:05 AM

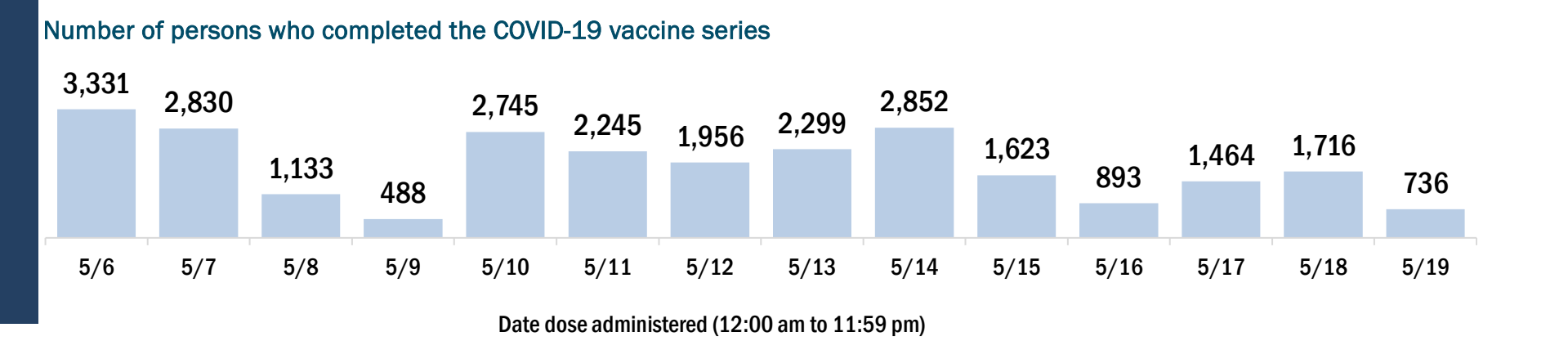
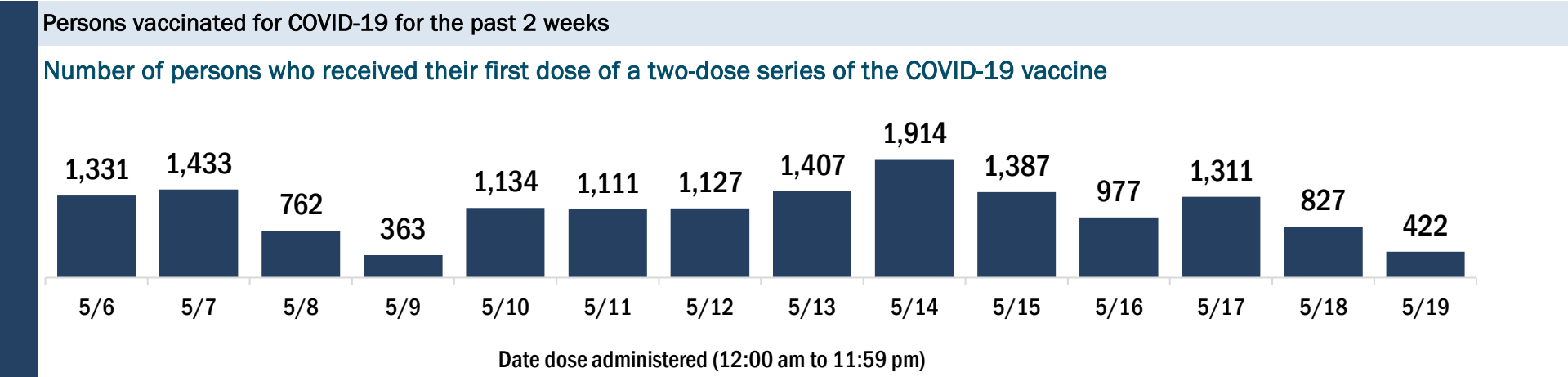
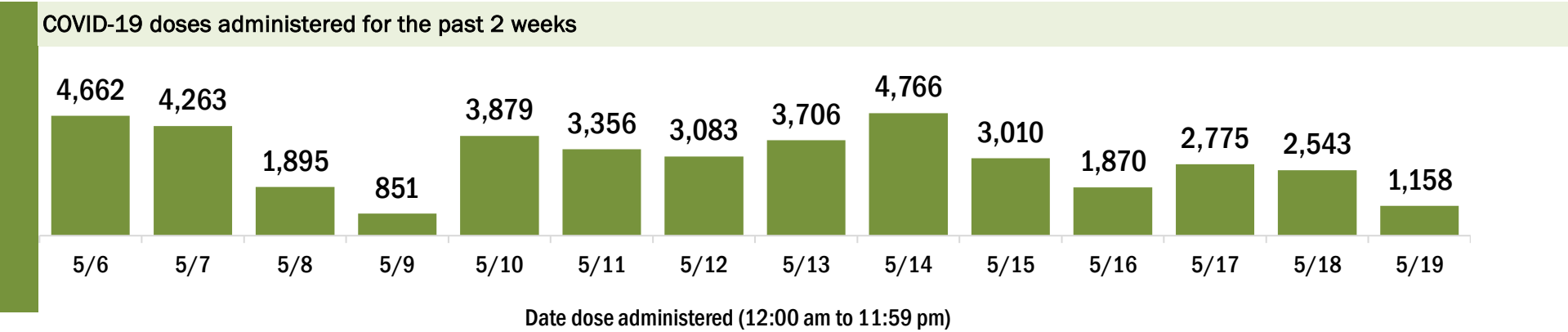
Data in this report are provisional and subject to change.

Data in this summary pertain to COVID-19 vaccines approved by the U.S. Food and Drug Administration and have been issued an Emergency Use Authorization (Janssen COVID-19 Vaccine, Moderna COVID-19 Vaccine and Pfizer-BioNTech COVID-19 Vaccine). These data summarize the number of people who have received either their first dose or have completed the series for a COVID-19 vaccine. **A person can only be counted in one category, first dose or series complete.** For persons receiving Moderna or Pfizer vaccines, once they receive their second dose, they are moved from the first dose column to the series completed column. **Because of this, the total first dose category may show a change from report to report not matching the total receiving their first dose from the previous day.** Persons receiving Johnson & Johnson vaccines will always be counted in the series completed column.

COVID-19 doses for vaccinated persons in Florida	
Doses administered	451,906
People receiving one dose of a 1-dose series (Johnson & Johnson) or receiving only one dose of a 2-dose series (Moderna, Pfizer) count once. Persons receiving both doses of a 2-dose series count twice.	

Current status of persons vaccinated for COVID-19 in Florida	
Total people vaccinated	264,527
First dose	62,315
Series completed	202,212
Completed 1-dose series	14,833
Completed 2-dose series	187,379
First dose: current number of people who have only received their first dose of the Moderna or Pfizer vaccine.	
Series complete: current number of people who have received both Moderna or Pfizer vaccine doses or one Johnson & Johnson dose and are considered fully immunized.	

Demographic summary	First dose	Series complete	Total people vaccinated
Age group	62,315	202,212	264,527
12-14 years	1,062	0	1,062
15-24 years	6,631	9,185	15,816
25-34 years	7,427	14,518	21,945
35-44 years	8,415	18,757	27,172
45-54 years	9,186	25,693	34,879
55-64 years	10,422	39,274	49,696
65-74 years	10,394	53,685	64,079
75-84 years	6,503	31,885	38,388
85+ years	2,275	9,215	11,490
Race	62,315	202,212	264,527
White	36,094	139,691	175,785
Black	5,860	14,196	20,056
American Indian/Alaskan	450	955	1,405
Other	8,193	18,851	27,044
Unknown	11,718	28,519	40,237
Other race includes Asian, native Hawaiian/Pacific Islander, or other.			
Ethnicity	62,315	202,212	264,527
Hispanic	12,734	25,473	38,207
Non-Hispanic	25,843	111,523	137,366
Unknown	23,738	65,216	88,954
Gender	62,315	202,212	264,527
Female	32,507	112,975	145,482
Male	29,687	89,134	118,821
Unknown	121	103	224



COVID-19: Putnam County vaccine summary

Vaccination data through May 19, 2021 as of May 20, 2021 at 12:05 AM

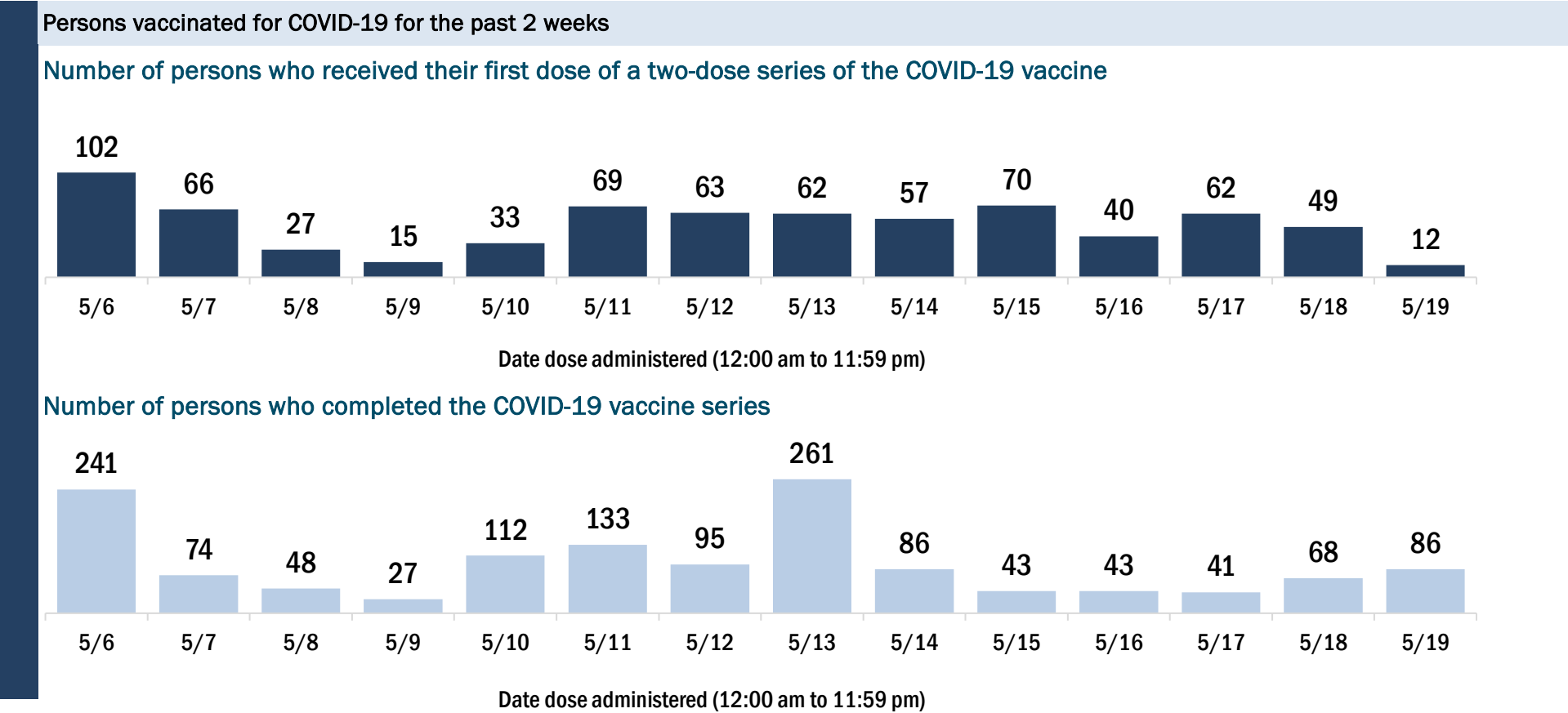
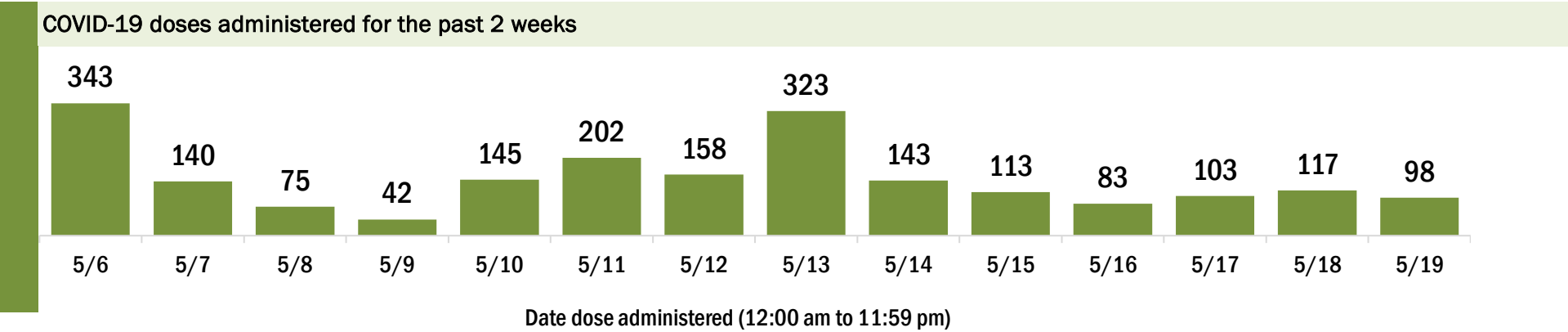
Data in this report are provisional and subject to change.

Data in this summary pertain to COVID-19 vaccines approved by the U.S. Food and Drug Administration and have been issued an Emergency Use Authorization (Janssen COVID-19 Vaccine, Moderna COVID-19 Vaccine and Pfizer-BioNTech COVID-19 Vaccine). These data summarize the number of people who have received either their first dose or have completed the series for a COVID-19 vaccine. **A person can only be counted in one category, first dose or series complete.** For persons receiving Moderna or Pfizer vaccines, once they receive their second dose, they are moved from the first dose column to the series completed column. **Because of this, the total first dose category may show a change from report to report not matching the total receiving their first dose from the previous day.** Persons receiving Johnson & Johnson vaccines will always be counted in the series completed column.

COVID-19 doses for vaccinated persons in Florida	
Doses administered	35,529
People receiving one dose of a 1-dose series (Johnson & Johnson) or receiving only one dose of a 2-dose series (Moderna, Pfizer) count once. Persons receiving both doses of a 2-dose series count twice.	

Current status of persons vaccinated for COVID-19 in Florida	
Total people vaccinated	20,877
First dose	4,966
Series completed	15,911
Completed 1-dose series	1,259
Completed 2-dose series	14,652
First dose: current number of people who have only received their first dose of the Moderna or Pfizer vaccine.	
Series complete: current number of people who have received both Moderna or Pfizer vaccine doses or one Johnson & Johnson dose and are considered fully immunized.	

Demographic summary	First dose	Series complete	Total people vaccinated
Age group	4,966	15,911	20,877
12-14 years	34	0	34
15-24 years	261	383	644
25-34 years	330	659	989
35-44 years	376	934	1,310
45-54 years	579	1,596	2,175
55-64 years	1,086	3,564	4,650
65-74 years	1,295	5,197	6,492
75-84 years	756	2,727	3,483
85+ years	249	851	1,100
Race	4,966	15,911	20,877
White	3,515	12,227	15,742
Black	539	1,858	2,397
American Indian/Alaskan	43	120	163
Other	503	950	1,453
Unknown	366	756	1,122
Other race includes Asian, native Hawaiian/Pacific Islander, or other.			
Ethnicity	4,966	15,911	20,877
Hispanic	374	735	1,109
Non-Hispanic	3,576	12,445	16,021
Unknown	1,016	2,731	3,747
Gender	4,966	15,911	20,877
Female	2,673	8,946	11,619
Male	2,276	6,956	9,232
Unknown	17	9	26



COVID-19: Santa Rosa County vaccine summary

Vaccination data through May 19, 2021 as of May 20, 2021 at 12:05 AM

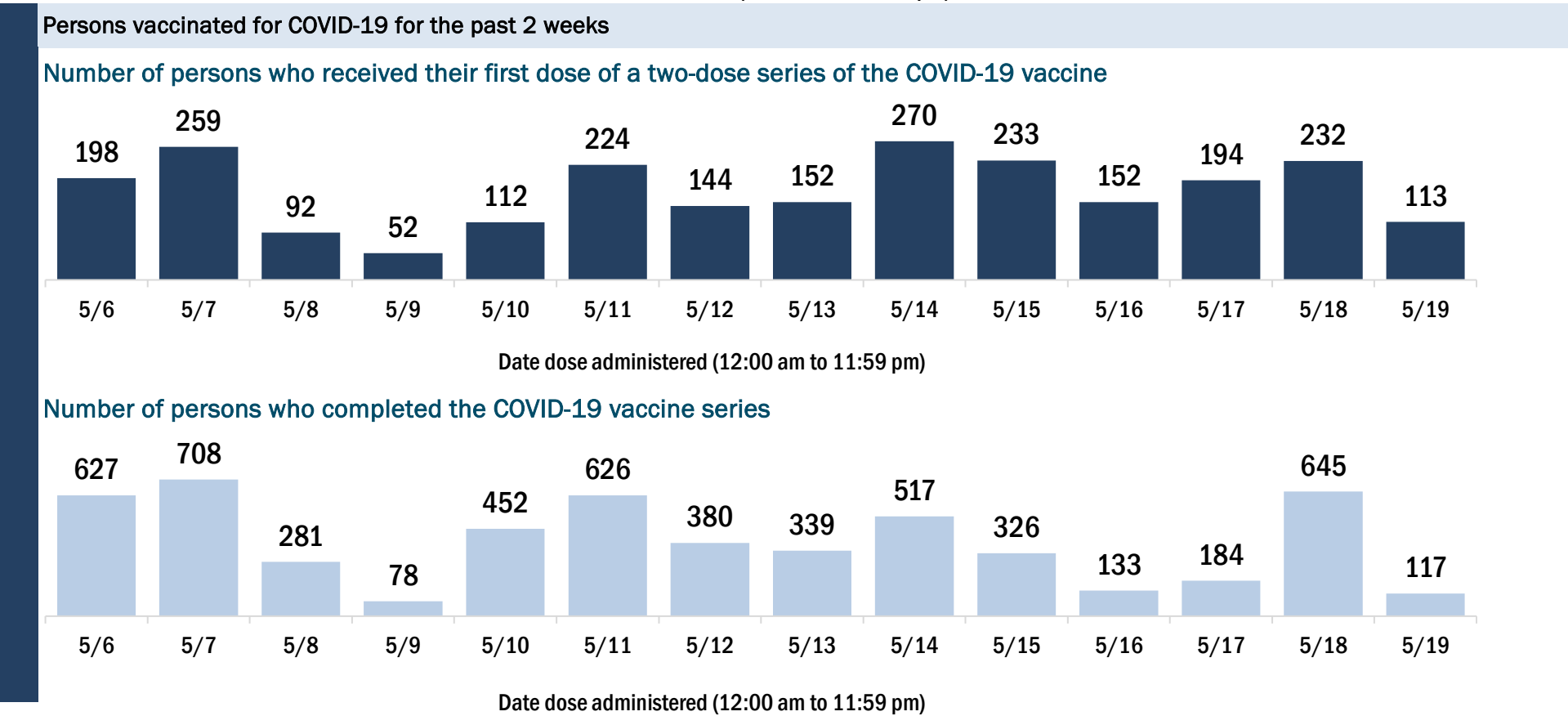
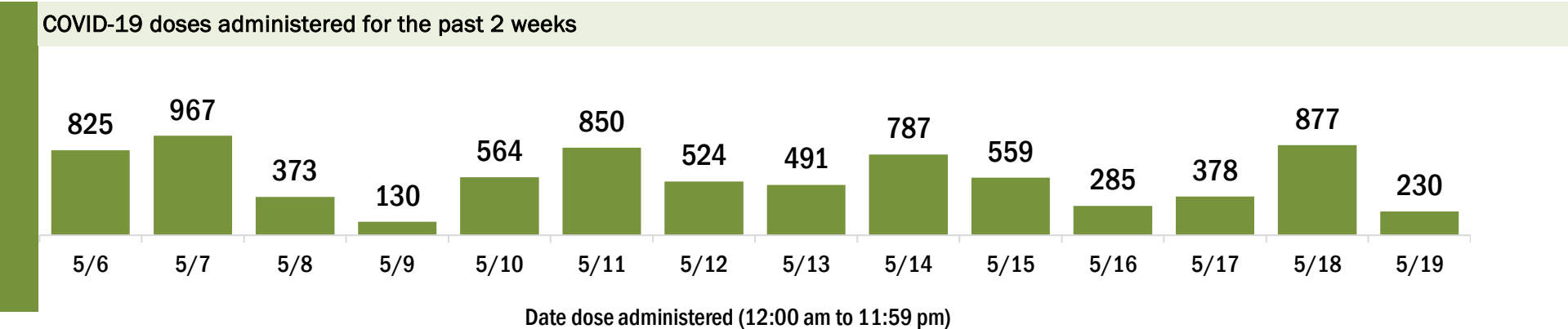
Data in this report are provisional and subject to change.

Data in this summary pertain to COVID-19 vaccines approved by the U.S. Food and Drug Administration and have been issued an Emergency Use Authorization (Janssen COVID-19 Vaccine, Moderna COVID-19 Vaccine and Pfizer-BioNTech COVID-19 Vaccine). These data summarize the number of people who have received either their first dose or have completed the series for a COVID-19 vaccine. **A person can only be counted in one category, first dose or series complete.** For persons receiving Moderna or Pfizer vaccines, once they receive their second dose, they are moved from the first dose column to the series completed column. **Because of this, the total first dose category may show a change from report to report not matching the total receiving their first dose from the previous day.** Persons receiving Johnson & Johnson vaccines will always be counted in the series completed column.

COVID-19 doses for vaccinated persons in Florida	
Doses administered	106,622
People receiving one dose of a 1-dose series (Johnson & Johnson) or receiving only one dose of a 2-dose series (Moderna, Pfizer) count once. Persons receiving both doses of a 2-dose series count twice.	

Current status of persons vaccinated for COVID-19 in Florida	
Total people vaccinated	60,627
First dose	11,400
Series completed	49,227
Completed 1-dose series	3,232
Completed 2-dose series	45,995
First dose: current number of people who have only received their first dose of the Moderna or Pfizer vaccine.	
Series complete: current number of people who have received both Moderna or Pfizer vaccine doses or one Johnson & Johnson dose and are considered fully immunized.	

Demographic summary	First dose	Series complete	Total people vaccinated
Age group	11,400	49,227	60,627
12-14 years	140	0	140
15-24 years	1,281	2,320	3,601
25-34 years	1,294	3,348	4,642
35-44 years	1,638	4,883	6,521
45-54 years	1,729	6,768	8,497
55-64 years	2,220	10,962	13,182
65-74 years	1,876	12,875	14,751
75-84 years	933	6,260	7,193
85+ years	289	1,811	2,100
Race	11,400	49,227	60,627
White	7,282	36,092	43,374
Black	608	1,928	2,536
American Indian/Alaskan	75	293	368
Other	878	3,460	4,338
Unknown	2,557	7,454	10,011
Other race includes Asian, native Hawaiian/Pacific Islander, or other.			
Ethnicity	11,400	49,227	60,627
Hispanic	573	1,662	2,235
Non-Hispanic	6,336	33,266	39,602
Unknown	4,491	14,299	18,790
Gender	11,400	49,227	60,627
Female	5,950	27,156	33,106
Male	5,439	22,054	27,493
Unknown	11	17	28



COVID-19: Sarasota County vaccine summary

Vaccination data through May 19, 2021 as of May 20, 2021 at 12:05 AM

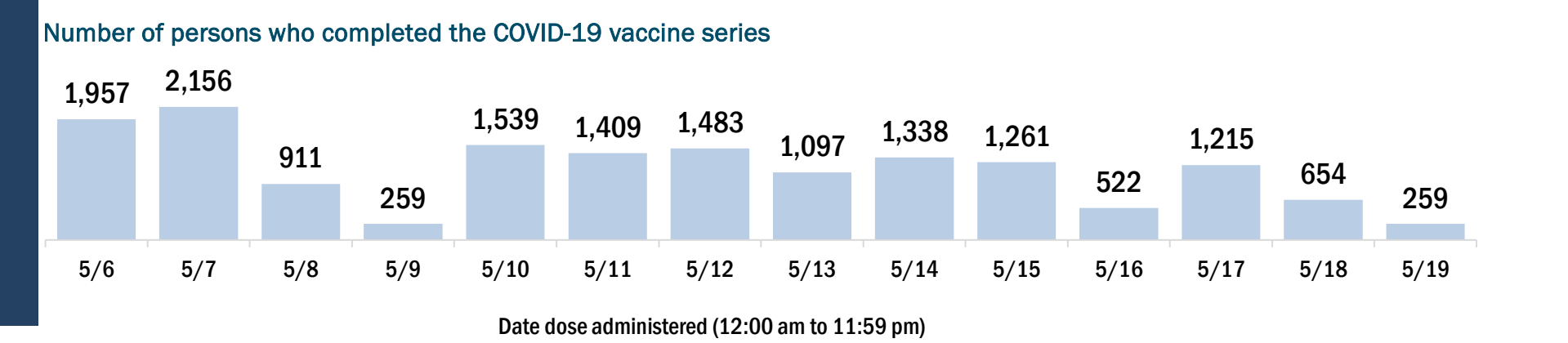
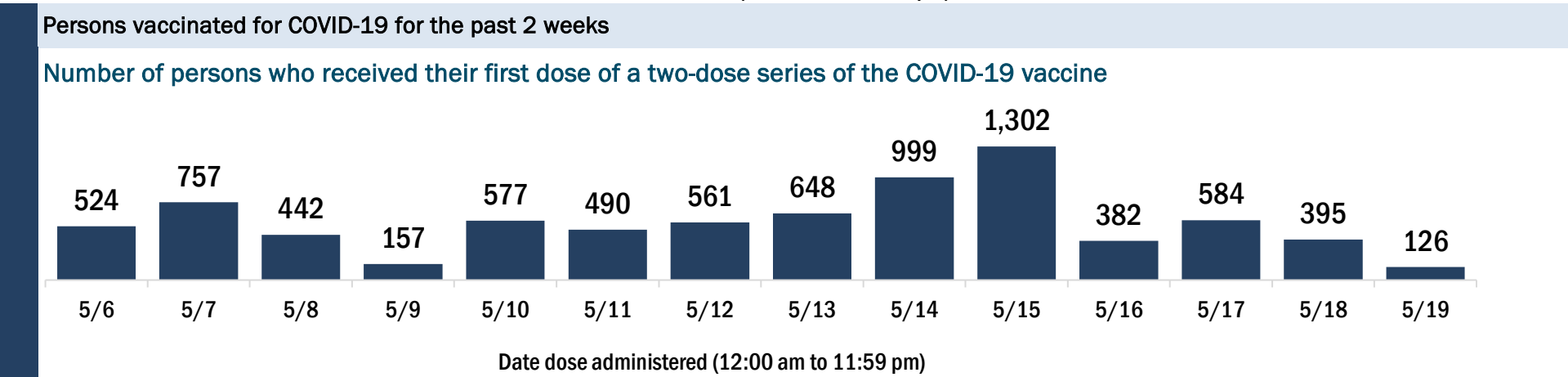
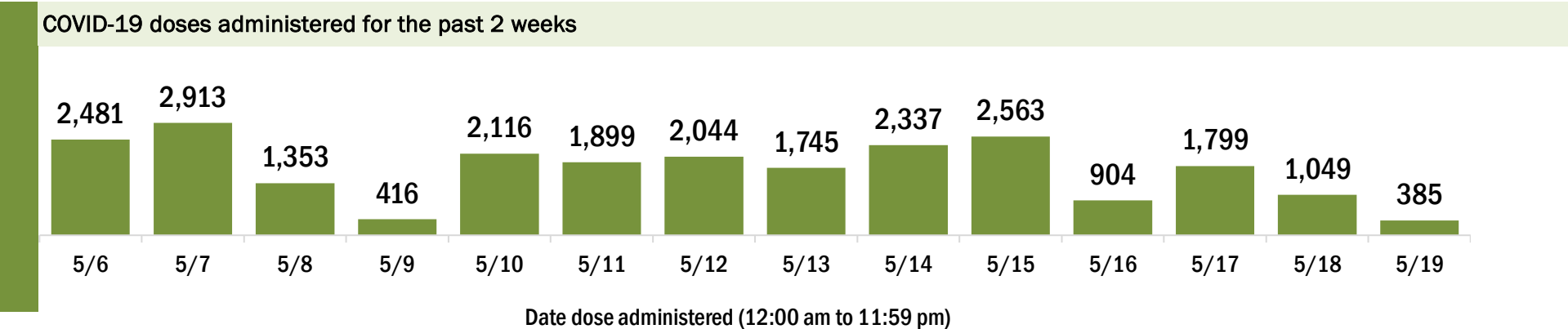
Data in this report are provisional and subject to change.

Data in this summary pertain to COVID-19 vaccines approved by the U.S. Food and Drug Administration and have been issued an Emergency Use Authorization (Janssen COVID-19 Vaccine, Moderna COVID-19 Vaccine and Pfizer-BioNTech COVID-19 Vaccine). These data summarize the number of people who have received either their first dose or have completed the series for a COVID-19 vaccine. **A person can only be counted in one category, first dose or series complete.** For persons receiving Moderna or Pfizer vaccines, once they receive their second dose, they are moved from the first dose column to the series completed column. **Because of this, the total first dose category may show a change from report to report not matching the total receiving their first dose from the previous day.** Persons receiving Johnson & Johnson vaccines will always be counted in the series completed column.

COVID-19 doses for vaccinated persons in Florida	
Doses administered	442,611
People receiving one dose of a 1-dose series (Johnson & Johnson) or receiving only one dose of a 2-dose series (Moderna, Pfizer) count once. Persons receiving both doses of a 2-dose series count twice.	

Current status of persons vaccinated for COVID-19 in Florida	
Total people vaccinated	251,814
First dose	49,590
Series completed	202,224
Completed 1-dose series	11,427
Completed 2-dose series	190,797
First dose: current number of people who have only received their first dose of the Moderna or Pfizer vaccine.	
Series complete: current number of people who have received both Moderna or Pfizer vaccine doses or one Johnson & Johnson dose and are considered fully immunized.	

Demographic summary	First dose	Series complete	Total people vaccinated
Age group	49,590	202,224	251,814
12-14 years	888	0	888
15-24 years	3,986	5,967	9,953
25-34 years	3,331	7,736	11,067
35-44 years	3,999	11,007	15,006
45-54 years	5,454	17,784	23,238
55-64 years	8,277	37,112	45,389
65-74 years	12,085	65,379	77,464
75-84 years	8,211	42,272	50,483
85+ years	3,359	14,967	18,326
Race	49,590	202,224	251,814
White	36,939	158,909	195,848
Black	1,208	3,051	4,259
American Indian/Alaskan	183	687	870
Other	3,533	13,912	17,445
Unknown	7,727	25,665	33,392
Other race includes Asian, native Hawaiian/Pacific Islander, or other.			
Ethnicity	49,590	202,224	251,814
Hispanic	3,884	8,650	12,534
Non-Hispanic	29,312	133,539	162,851
Unknown	16,394	60,035	76,429
Gender	49,590	202,224	251,814
Female	26,122	112,844	138,966
Male	23,352	89,254	112,606
Unknown	116	126	242



COVID-19: Seminole County vaccine summary

Vaccination data through May 19, 2021 as of May 20, 2021 at 12:05 AM

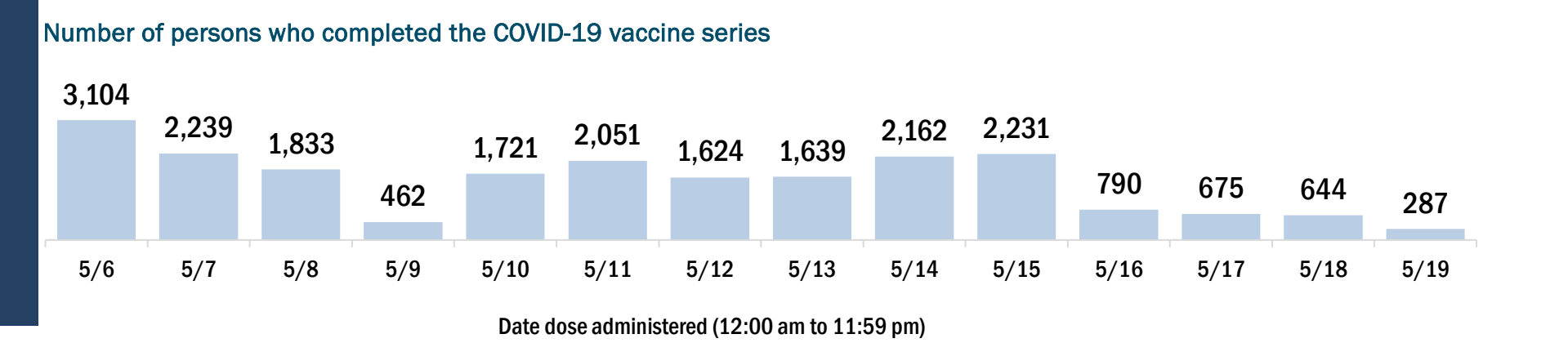
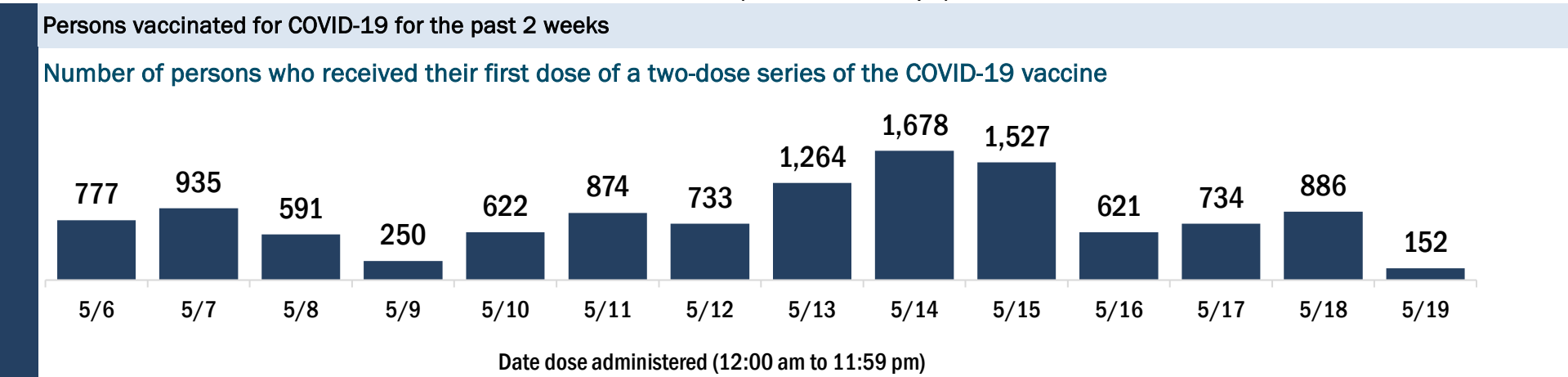
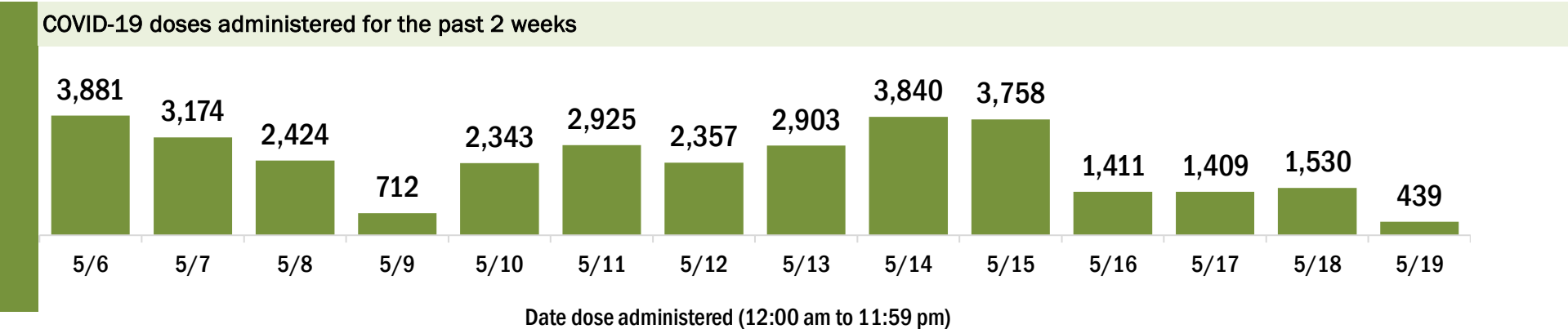
Data in this report are provisional and subject to change.

Data in this summary pertain to COVID-19 vaccines approved by the U.S. Food and Drug Administration and have been issued an Emergency Use Authorization (Janssen COVID-19 Vaccine, Moderna COVID-19 Vaccine and Pfizer-BioNTech COVID-19 Vaccine). These data summarize the number of people who have received either their first dose or have completed the series for a COVID-19 vaccine. **A person can only be counted in one category, first dose or series complete.** For persons receiving Moderna or Pfizer vaccines, once they receive their second dose, they are moved from the first dose column to the series completed column. **Because of this, the total first dose category may show a change from report to report not matching the total receiving their first dose from the previous day.** Persons receiving Johnson & Johnson vaccines will always be counted in the series completed column.

COVID-19 doses for vaccinated persons in Florida	
Doses administered	375,051
People receiving one dose of a 1-dose series (Johnson & Johnson) or receiving only one dose of a 2-dose series (Moderna, Pfizer) count once. Persons receiving both doses of a 2-dose series count twice.	

Current status of persons vaccinated for COVID-19 in Florida	
Total people vaccinated	212,199
First dose	35,474
Series completed	176,725
Completed 1-dose series	13,873
Completed 2-dose series	162,852
First dose: current number of people who have only received their first dose of the Moderna or Pfizer vaccine.	
Series complete: current number of people who have received both Moderna or Pfizer vaccine doses or one Johnson & Johnson dose and are considered fully immunized.	

Demographic summary	First dose	Series complete	Total people vaccinated
Age group	35,474	176,725	212,199
12-14 years	1,852	0	1,852
15-24 years	5,949	14,648	20,597
25-34 years	5,912	18,892	24,804
35-44 years	6,011	25,126	31,137
45-54 years	5,372	28,796	34,168
55-64 years	5,097	34,382	39,479
65-74 years	3,004	32,884	35,888
75-84 years	1,553	15,911	17,464
85+ years	724	6,086	6,810
Race	35,474	176,725	212,199
White	20,150	123,089	143,239
Black	3,043	11,498	14,541
American Indian/Alaskan	189	712	901
Other	6,016	25,725	31,741
Unknown	6,076	15,701	21,777
Other race includes Asian, native Hawaiian/Pacific Islander, or other.			
Ethnicity	35,474	176,725	212,199
Hispanic	6,340	23,399	29,739
Non-Hispanic	15,884	110,913	126,797
Unknown	13,250	42,413	55,663
Gender	35,474	176,725	212,199
Female	18,719	98,162	116,881
Male	16,660	78,418	95,078
Unknown	95	145	240



COVID-19: St. Johns County vaccine summary

Vaccination data through May 19, 2021 as of May 20, 2021 at 12:05 AM

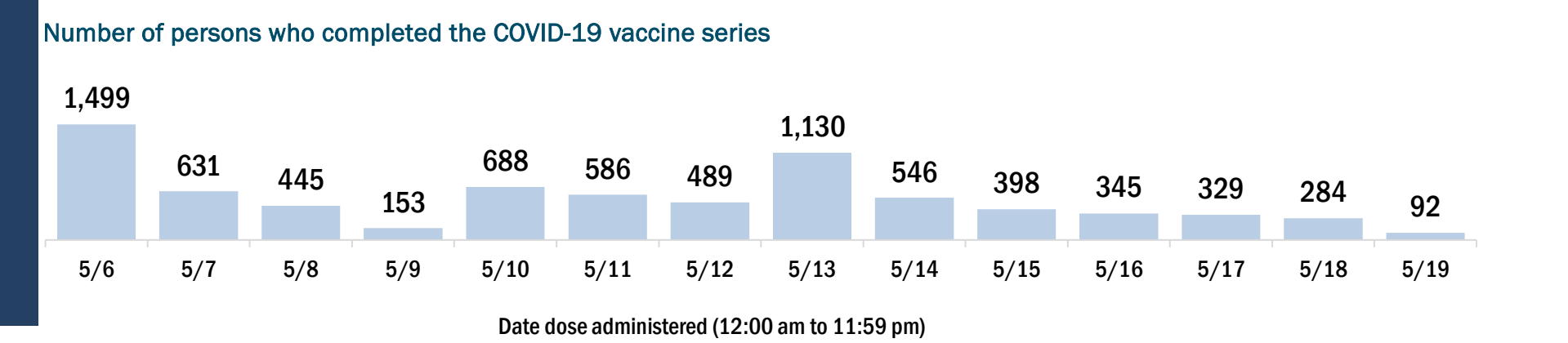
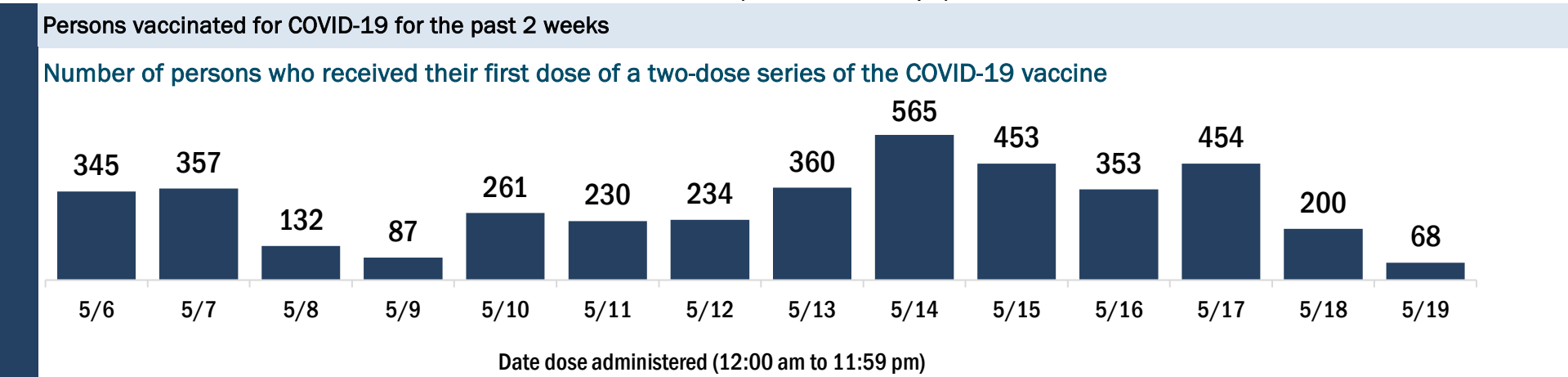
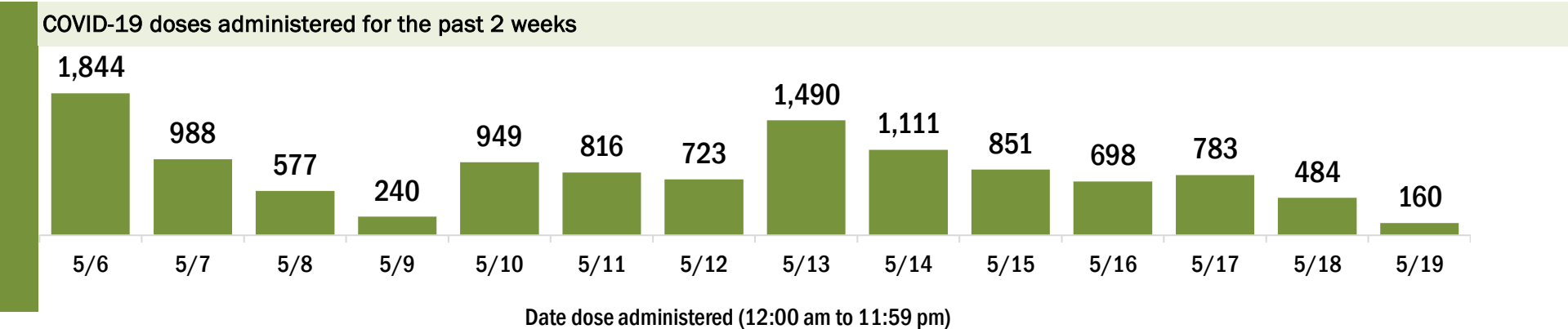
Data in this report are provisional and subject to change.

Data in this summary pertain to COVID-19 vaccines approved by the U.S. Food and Drug Administration and have been issued an Emergency Use Authorization (Janssen COVID-19 Vaccine, Moderna COVID-19 Vaccine and Pfizer-BioNTech COVID-19 Vaccine). These data summarize the number of people who have received either their first dose or have completed the series for a COVID-19 vaccine. **A person can only be counted in one category, first dose or series complete.** For persons receiving Moderna or Pfizer vaccines, once they receive their second dose, they are moved from the first dose column to the series completed column. **Because of this, the total first dose category may show a change from report to report not matching the total receiving their first dose from the previous day.** Persons receiving Johnson & Johnson vaccines will always be counted in the series completed column.

COVID-19 doses for vaccinated persons in Florida	
Doses administered	242,450
People receiving one dose of a 1-dose series (Johnson & Johnson) or receiving only one dose of a 2-dose series (Moderna, Pfizer) count once. Persons receiving both doses of a 2-dose series count twice.	

Current status of persons vaccinated for COVID-19 in Florida	
Total people vaccinated	132,673
First dose	16,208
Series completed	116,465
Completed 1-dose series	6,688
Completed 2-dose series	109,777
First dose: current number of people who have only received their first dose of the Moderna or Pfizer vaccine.	
Series complete: current number of people who have received both Moderna or Pfizer vaccine doses or one Johnson & Johnson dose and are considered fully immunized.	

Demographic summary	First dose	Series complete	Total people vaccinated
Age group	16,208	116,465	132,673
12-14 years	653	0	653
15-24 years	2,704	7,020	9,724
25-34 years	1,760	7,216	8,976
35-44 years	2,481	14,759	17,240
45-54 years	2,566	17,712	20,278
55-64 years	2,457	23,344	25,801
65-74 years	2,073	28,450	30,523
75-84 years	1,074	13,858	14,932
85+ years	440	4,106	4,546
Race	16,208	116,465	132,673
White	10,097	86,462	96,559
Black	624	3,559	4,183
American Indian/Alaskan	47	337	384
Other	1,860	11,328	13,188
Unknown	3,580	14,779	18,359
Other race includes Asian, native Hawaiian/Pacific Islander, or other.			
Ethnicity	16,208	116,465	132,673
Hispanic	954	5,183	6,137
Non-Hispanic	8,314	77,116	85,430
Unknown	6,940	34,166	41,106
Gender	16,208	116,465	132,673
Female	8,504	63,970	72,474
Male	7,676	52,476	60,152
Unknown	28	19	47



COVID-19: St. Lucie County vaccine summary

Vaccination data through May 19, 2021 as of May 20, 2021 at 12:05 AM

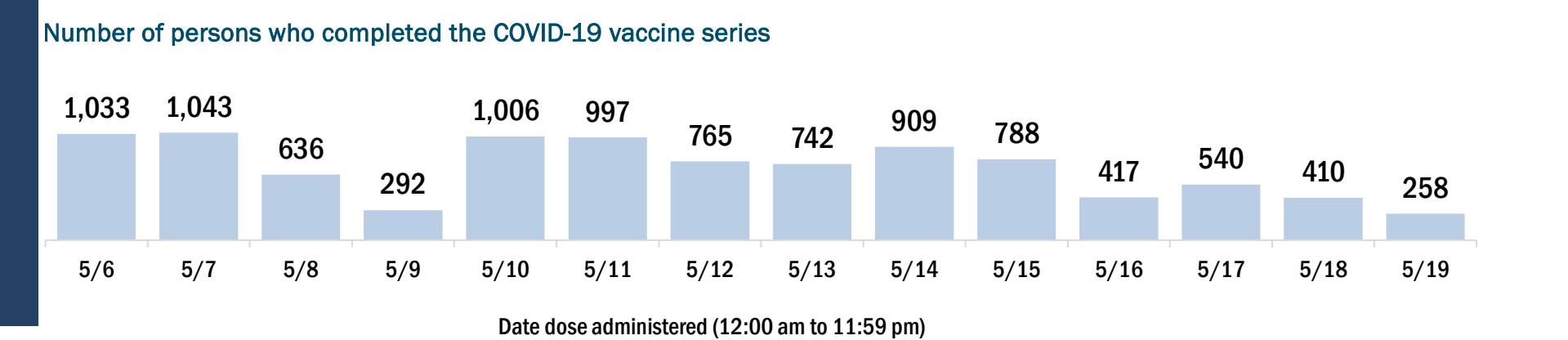
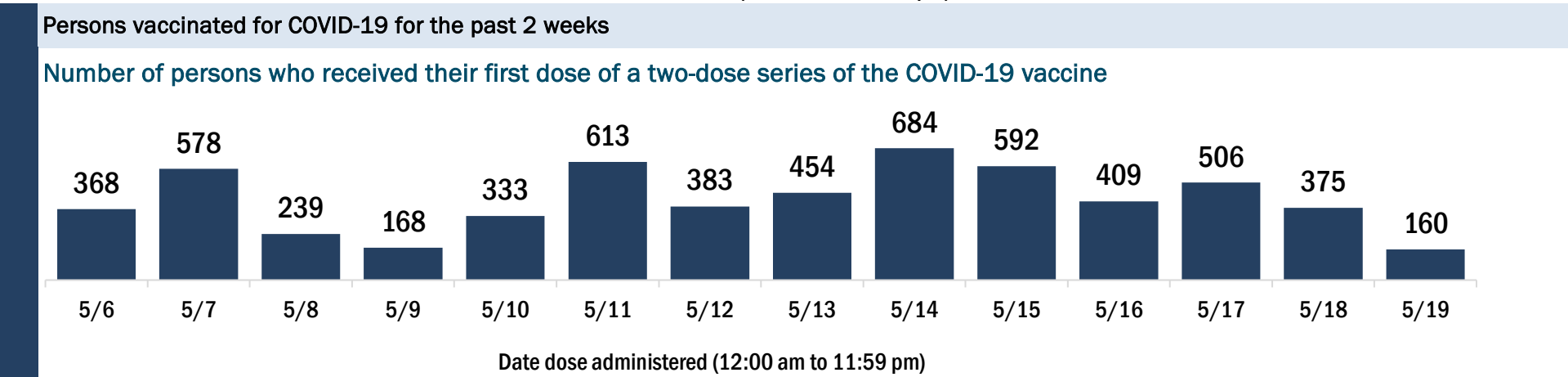
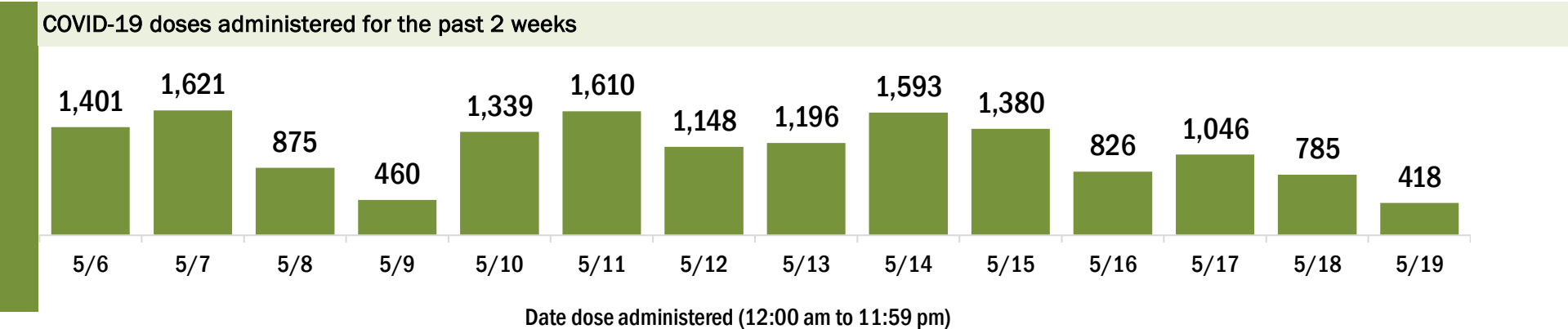
Data in this report are provisional and subject to change.

Data in this summary pertain to COVID-19 vaccines approved by the U.S. Food and Drug Administration and have been issued an Emergency Use Authorization (Janssen COVID-19 Vaccine, Moderna COVID-19 Vaccine and Pfizer-BioNTech COVID-19 Vaccine). These data summarize the number of people who have received either their first dose or have completed the series for a COVID-19 vaccine. **A person can only be counted in one category, first dose or series complete.** For persons receiving Moderna or Pfizer vaccines, once they receive their second dose, they are moved from the first dose column to the series completed column. **Because of this, the total first dose category may show a change from report to report not matching the total receiving their first dose from the previous day.** Persons receiving Johnson & Johnson vaccines will always be counted in the series completed column.

COVID-19 doses for vaccinated persons in Florida	
Doses administered	238,324
People receiving one dose of a 1-dose series (Johnson & Johnson) or receiving only one dose of a 2-dose series (Moderna, Pfizer) count once. Persons receiving both doses of a 2-dose series count twice.	

Current status of persons vaccinated for COVID-19 in Florida	
Total people vaccinated	136,706
First dose	30,073
Series completed	106,633
Completed 1-dose series	5,015
Completed 2-dose series	101,618
First dose: current number of people who have only received their first dose of the Moderna or Pfizer vaccine.	
Series complete: current number of people who have received both Moderna or Pfizer vaccine doses or one Johnson & Johnson dose and are considered fully immunized.	

Demographic summary	First dose	Series complete	Total people vaccinated
Age group	30,073	106,633	136,706
12-14 years	364	0	364
15-24 years	2,581	3,975	6,556
25-34 years	2,509	5,386	7,895
35-44 years	3,226	8,023	11,249
45-54 years	4,188	12,495	16,683
55-64 years	6,055	21,995	28,050
65-74 years	6,131	31,395	37,526
75-84 years	3,713	17,998	21,711
85+ years	1,306	5,366	6,672
Race	30,073	106,633	136,706
White	17,819	68,821	86,640
Black	3,293	9,773	13,066
American Indian/Alaskan	181	469	650
Other	3,093	9,979	13,072
Unknown	5,687	17,591	23,278
Other race includes Asian, native Hawaiian/Pacific Islander, or other.			
Ethnicity	30,073	106,633	136,706
Hispanic	4,317	11,405	15,722
Non-Hispanic	13,467	58,133	71,600
Unknown	12,289	37,095	49,384
Gender	30,073	106,633	136,706
Female	15,975	59,570	75,545
Male	14,001	46,990	60,991
Unknown	97	73	170



COVID-19: Sumter County vaccine summary

Vaccination data through May 19, 2021 as of May 20, 2021 at 12:05 AM

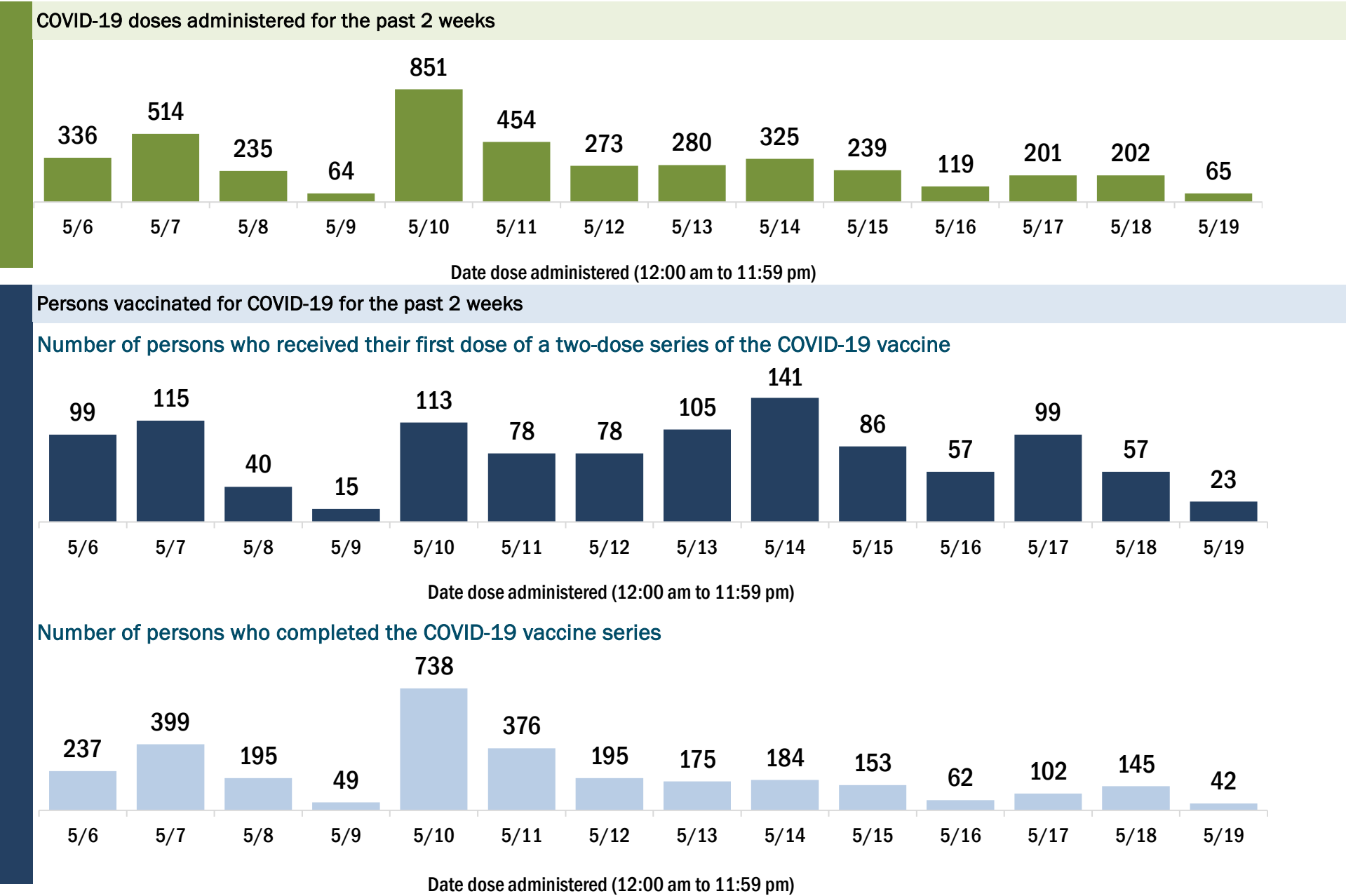
Data in this report are provisional and subject to change.

Data in this summary pertain to COVID-19 vaccines approved by the U.S. Food and Drug Administration and have been issued an Emergency Use Authorization (Janssen COVID-19 Vaccine, Moderna COVID-19 Vaccine and Pfizer-BioNTech COVID-19 Vaccine). These data summarize the number of people who have received either their first dose or have completed the series for a COVID-19 vaccine. **A person can only be counted in one category, first dose or series complete.** For persons receiving Moderna or Pfizer vaccines, once they receive their second dose, they are moved from the first dose column to the series completed column. **Because of this, the total first dose category may show a change from report to report not matching the total receiving their first dose from the previous day.** Persons receiving Johnson & Johnson vaccines will always be counted in the series completed column.

COVID-19 doses for vaccinated persons in Florida	
Doses administered	157,189
People receiving one dose of a 1-dose series (Johnson & Johnson) or receiving only one dose of a 2-dose series (Moderna, Pfizer) count once. Persons receiving both doses of a 2-dose series count twice.	

Current status of persons vaccinated for COVID-19 in Florida	
Total people vaccinated	85,977
First dose	10,141
Series completed	75,836
Completed 1-dose series	4,624
Completed 2-dose series	71,212
First dose: current number of people who have only received their first dose of the Moderna or Pfizer vaccine.	
Series complete: current number of people who have received both Moderna or Pfizer vaccine doses or one Johnson & Johnson dose and are considered fully immunized.	

Demographic summary	First dose	Series complete	Total people vaccinated
Age group	10,141	75,836	85,977
12-14 years	32	0	32
15-24 years	291	409	700
25-34 years	339	758	1,097
35-44 years	520	1,100	1,620
45-54 years	699	2,215	2,914
55-64 years	1,940	9,220	11,160
65-74 years	3,134	34,122	37,256
75-84 years	2,503	23,654	26,157
85+ years	683	4,358	5,041
Race	10,141	75,836	85,977
White	7,741	63,715	71,456
Black	272	1,201	1,473
American Indian/Alaskan	33	186	219
Other	665	3,167	3,832
Unknown	1,430	7,567	8,997
Other race includes Asian, native Hawaiian/Pacific Islander, or other.			
Ethnicity	10,141	75,836	85,977
Hispanic	335	1,512	1,847
Non-Hispanic	6,289	51,651	57,940
Unknown	3,517	22,673	26,190
Gender	10,141	75,836	85,977
Female	5,532	41,920	47,452
Male	4,588	33,897	38,485
Unknown	21	19	40



COVID-19: Suwannee County vaccine summary

Vaccination data through May 19, 2021 as of May 20, 2021 at 12:05 AM

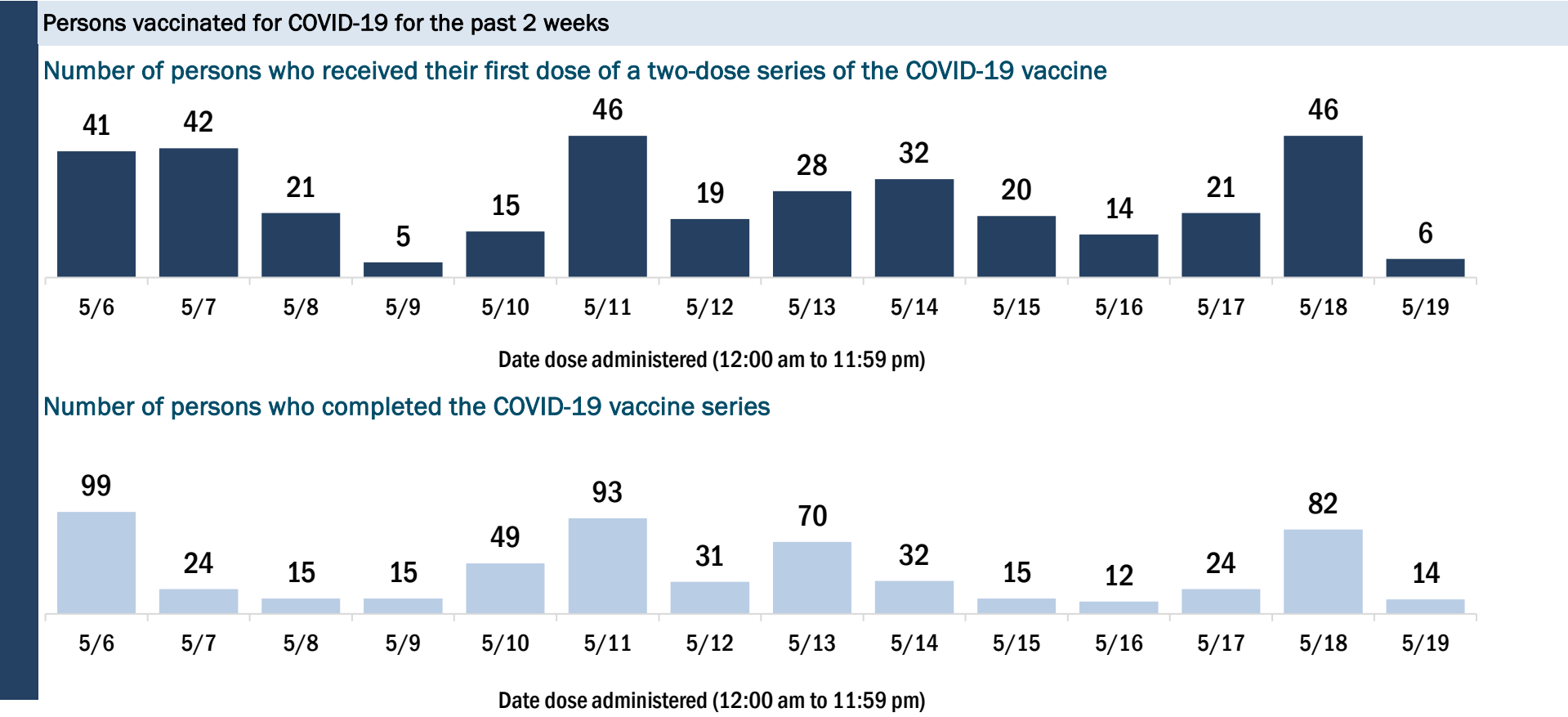
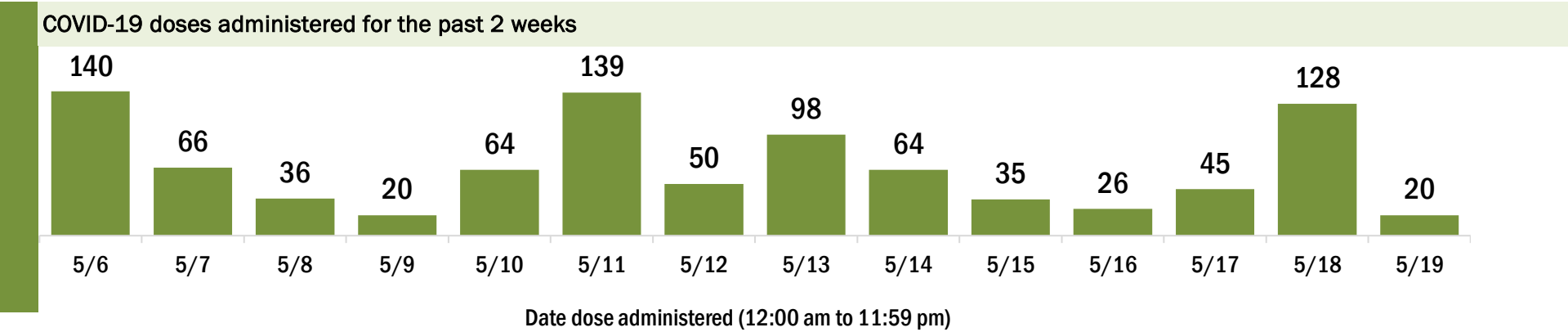
Data in this report are provisional and subject to change.

Data in this summary pertain to COVID-19 vaccines approved by the U.S. Food and Drug Administration and have been issued an Emergency Use Authorization (Janssen COVID-19 Vaccine, Moderna COVID-19 Vaccine and Pfizer-BioNTech COVID-19 Vaccine). These data summarize the number of people who have received either their first dose or have completed the series for a COVID-19 vaccine. **A person can only be counted in one category, first dose or series complete.** For persons receiving Moderna or Pfizer vaccines, once they receive their second dose, they are moved from the first dose column to the series completed column. **Because of this, the total first dose category may show a change from report to report not matching the total receiving their first dose from the previous day.** Persons receiving Johnson & Johnson vaccines will always be counted in the series completed column.

COVID-19 doses for vaccinated persons in Florida	
Doses administered	18,670
People receiving one dose of a 1-dose series (Johnson & Johnson) or receiving only one dose of a 2-dose series (Moderna, Pfizer) count once. Persons receiving both doses of a 2-dose series count twice.	

Current status of persons vaccinated for COVID-19 in Florida	
Total people vaccinated	10,603
First dose	1,825
Series completed	8,778
Completed 1-dose series	711
Completed 2-dose series	8,067
First dose: current number of people who have only received their first dose of the Moderna or Pfizer vaccine.	
Series complete: current number of people who have received both Moderna or Pfizer vaccine doses or one Johnson & Johnson dose and are considered fully immunized.	

Demographic summary	First dose	Series complete	Total people vaccinated
Age group	1,825	8,778	10,603
12-14 years	17	0	17
15-24 years	165	247	412
25-34 years	193	313	506
35-44 years	256	493	749
45-54 years	292	820	1,112
55-64 years	458	1,898	2,356
65-74 years	239	2,731	2,970
75-84 years	149	1,698	1,847
85+ years	56	578	634
Race	1,825	8,778	10,603
White	1,144	6,252	7,396
Black	303	762	1,065
American Indian/Alaskan	6	17	23
Other	166	578	744
Unknown	206	1,169	1,375
Other race includes Asian, native Hawaiian/Pacific Islander, or other.			
Ethnicity	1,825	8,778	10,603
Hispanic	187	423	610
Non-Hispanic	1,112	5,410	6,522
Unknown	526	2,945	3,471
Gender	1,825	8,778	10,603
Female	768	5,039	5,807
Male	1,057	3,739	4,796
Unknown	0	0	0



COVID-19: Taylor County vaccine summary

Vaccination data through May 19, 2021 as of May 20, 2021 at 12:05 AM

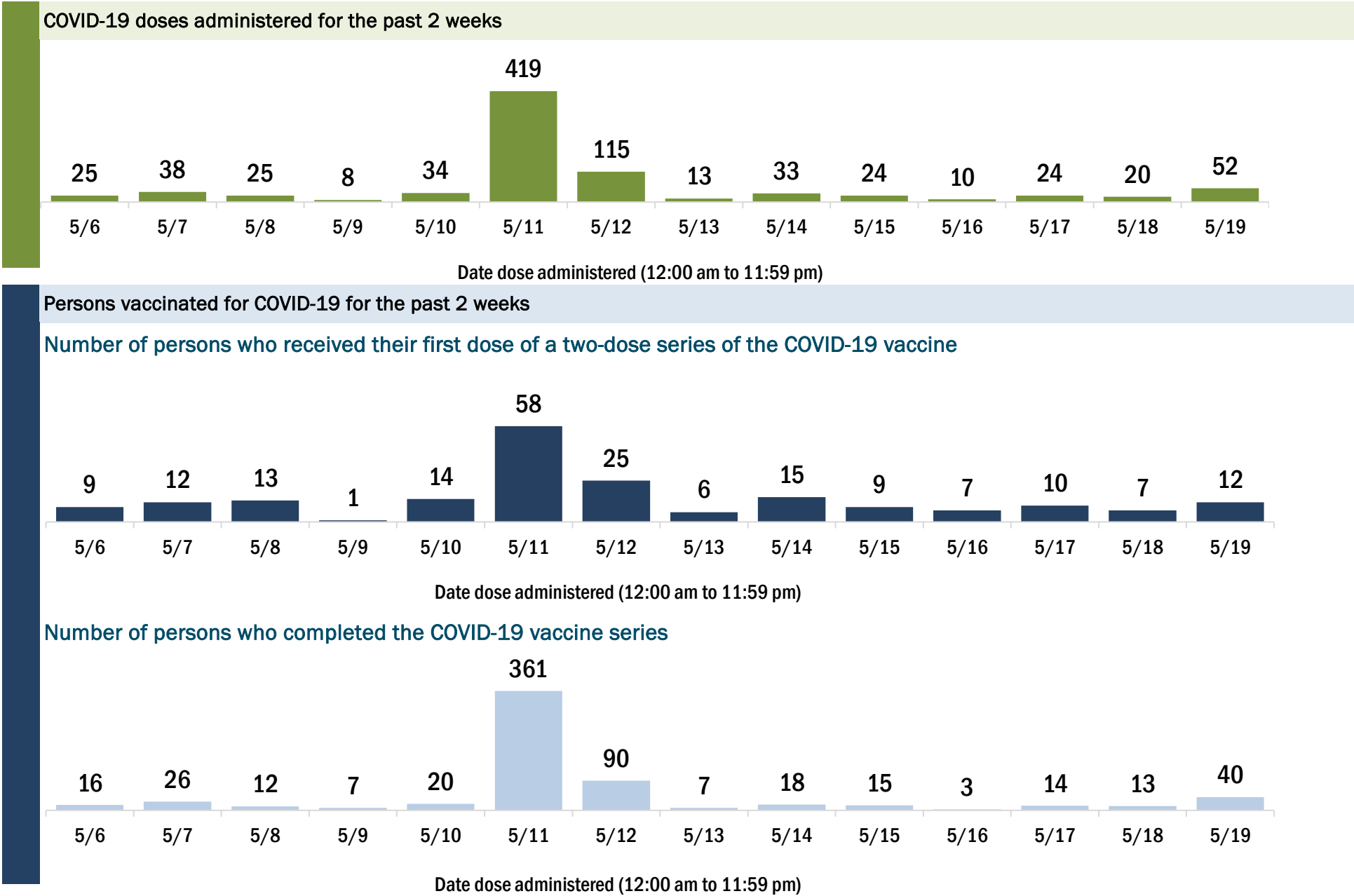
Data in this report are provisional and subject to change.

Data in this summary pertain to COVID-19 vaccines approved by the U.S. Food and Drug Administration and have been issued an Emergency Use Authorization (Janssen COVID-19 Vaccine, Moderna COVID-19 Vaccine and Pfizer-BioNTech COVID-19 Vaccine). These data summarize the number of people who have received either their first dose or have completed the series for a COVID-19 vaccine. **A person can only be counted in one category, first dose or series complete.** For persons receiving Moderna or Pfizer vaccines, once they receive their second dose, they are moved from the first dose column to the series completed column. **Because of this, the total first dose category may show a change from report to report not matching the total receiving their first dose from the previous day.** Persons receiving Johnson & Johnson vaccines will always be counted in the series completed column.

COVID-19 doses for vaccinated persons in Florida	
Doses administered	10,530
People receiving one dose of a 1-dose series (Johnson & Johnson) or receiving only one dose of a 2-dose series (Moderna, Pfizer) count once. Persons receiving both doses of a 2-dose series count twice.	

Current status of persons vaccinated for COVID-19 in Florida	
Total people vaccinated	6,056
First dose	1,220
Series completed	4,836
Completed 1-dose series	362
Completed 2-dose series	4,474
First dose: current number of people who have only received their first dose of the Moderna or Pfizer vaccine.	
Series complete: current number of people who have received both Moderna or Pfizer vaccine doses or one Johnson & Johnson dose and are considered fully immunized.	

Demographic summary	First dose	Series complete	Total people vaccinated
Age group	1,220	4,836	6,056
12-14 years	6	0	6
15-24 years	55	88	143
25-34 years	93	214	307
35-44 years	106	339	445
45-54 years	156	531	687
55-64 years	281	1,113	1,394
65-74 years	307	1,501	1,808
75-84 years	162	827	989
85+ years	54	223	277
Race	1,220	4,836	6,056
White	838	3,545	4,383
Black	187	696	883
American Indian/Alaskan	8	35	43
Other	63	312	375
Unknown	124	248	372
Other race includes Asian, native Hawaiian/Pacific Islander, or other.			
Ethnicity	1,220	4,836	6,056
Hispanic	22	96	118
Non-Hispanic	724	3,083	3,807
Unknown	474	1,657	2,131
Gender	1,220	4,836	6,056
Female	587	2,471	3,058
Male	632	2,364	2,996
Unknown	1	1	2



COVID-19: Union County vaccine summary

Vaccination data through May 19, 2021 as of May 20, 2021 at 12:05 AM

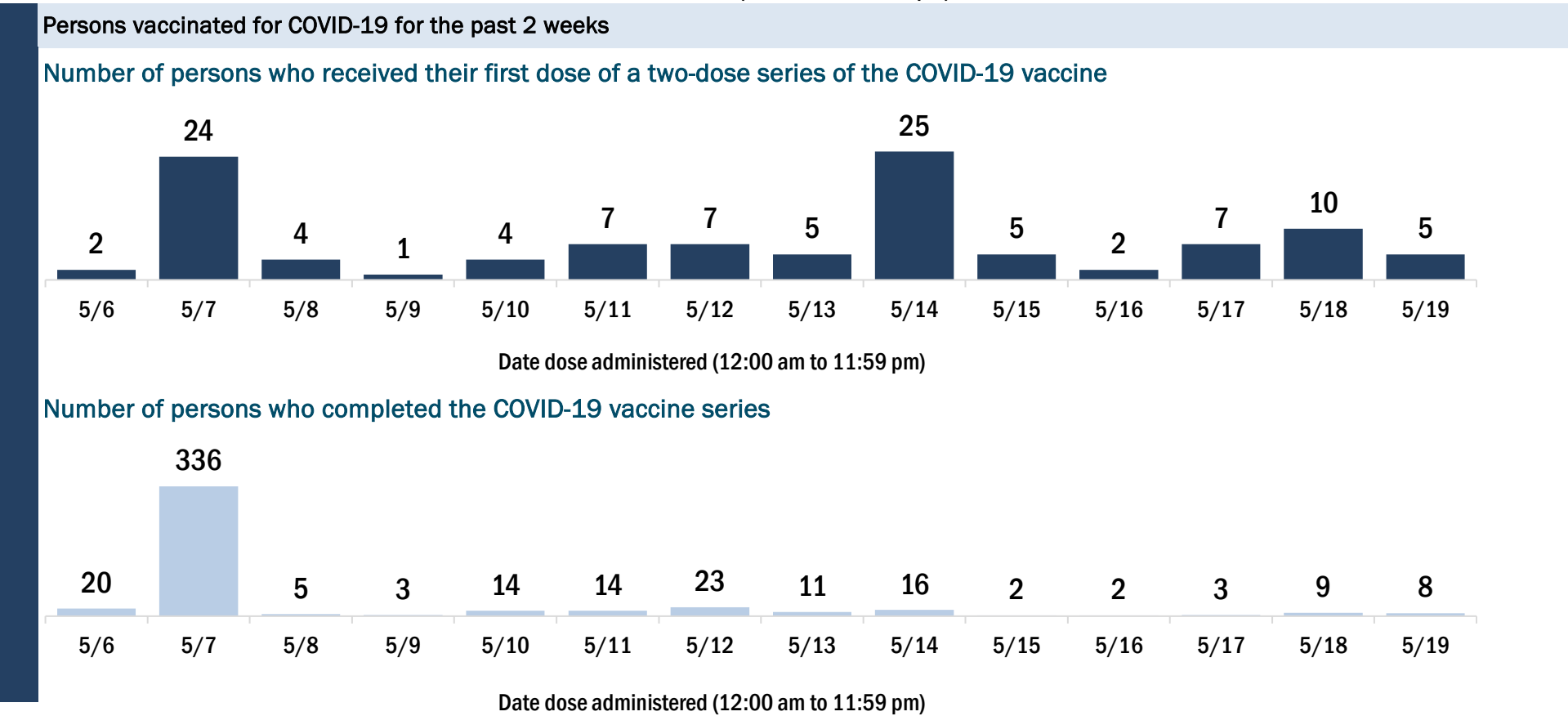
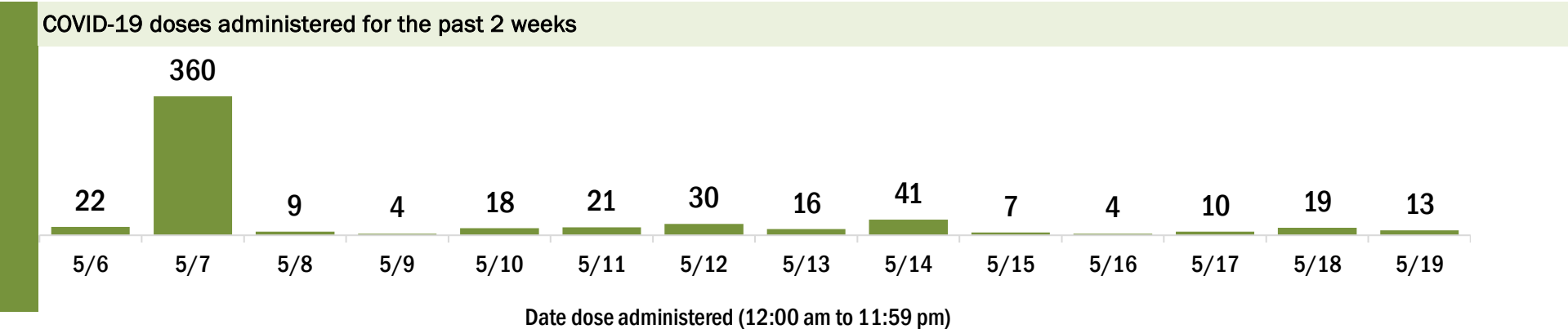
Data in this report are provisional and subject to change.

Data in this summary pertain to COVID-19 vaccines approved by the U.S. Food and Drug Administration and have been issued an Emergency Use Authorization (Janssen COVID-19 Vaccine, Moderna COVID-19 Vaccine and Pfizer-BioNTech COVID-19 Vaccine). These data summarize the number of people who have received either their first dose or have completed the series for a COVID-19 vaccine. **A person can only be counted in one category, first dose or series complete.** For persons receiving Moderna or Pfizer vaccines, once they receive their second dose, they are moved from the first dose column to the series completed column. **Because of this, the total first dose category may show a change from report to report not matching the total receiving their first dose from the previous day.** Persons receiving Johnson & Johnson vaccines will always be counted in the series completed column.

COVID-19 doses for vaccinated persons in Florida	
Doses administered	5,949
People receiving one dose of a 1-dose series (Johnson & Johnson) or receiving only one dose of a 2-dose series (Moderna, Pfizer) count once. Persons receiving both doses of a 2-dose series count twice.	

Current status of persons vaccinated for COVID-19 in Florida	
Total people vaccinated	3,387
First dose	703
Series completed	2,684
Completed 1-dose series	122
Completed 2-dose series	2,562
First dose: current number of people who have only received their first dose of the Moderna or Pfizer vaccine.	
Series complete: current number of people who have received both Moderna or Pfizer vaccine doses or one Johnson & Johnson dose and are considered fully immunized.	

Demographic summary	First dose	Series complete	Total people vaccinated
Age group	703	2,684	3,387
12-14 years	2	0	2
15-24 years	54	81	135
25-34 years	60	173	233
35-44 years	131	249	380
45-54 years	136	382	518
55-64 years	173	632	805
65-74 years	99	699	798
75-84 years	41	367	408
85+ years	7	101	108
Race	703	2,684	3,387
White	441	2,027	2,468
Black	182	431	613
American Indian/Alaskan	5	17	22
Other	56	160	216
Unknown	19	49	68
Other race includes Asian, native Hawaiian/Pacific Islander, or other.			
Ethnicity	703	2,684	3,387
Hispanic	45	92	137
Non-Hispanic	564	2,374	2,938
Unknown	94	218	312
Gender	703	2,684	3,387
Female	154	1,200	1,354
Male	544	1,484	2,028
Unknown	5	0	5



COVID-19: Volusia County vaccine summary

Vaccination data through May 19, 2021 as of May 20, 2021 at 12:05 AM

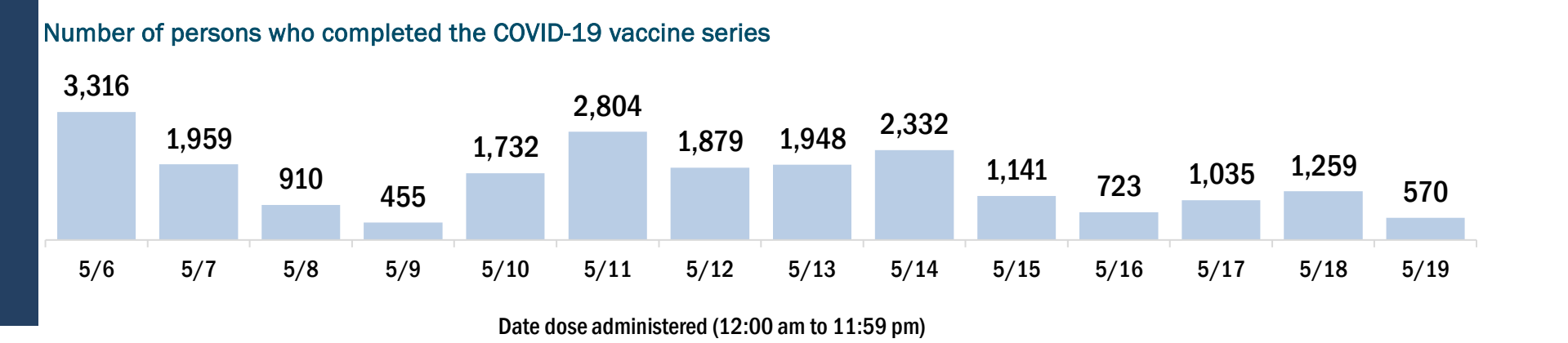
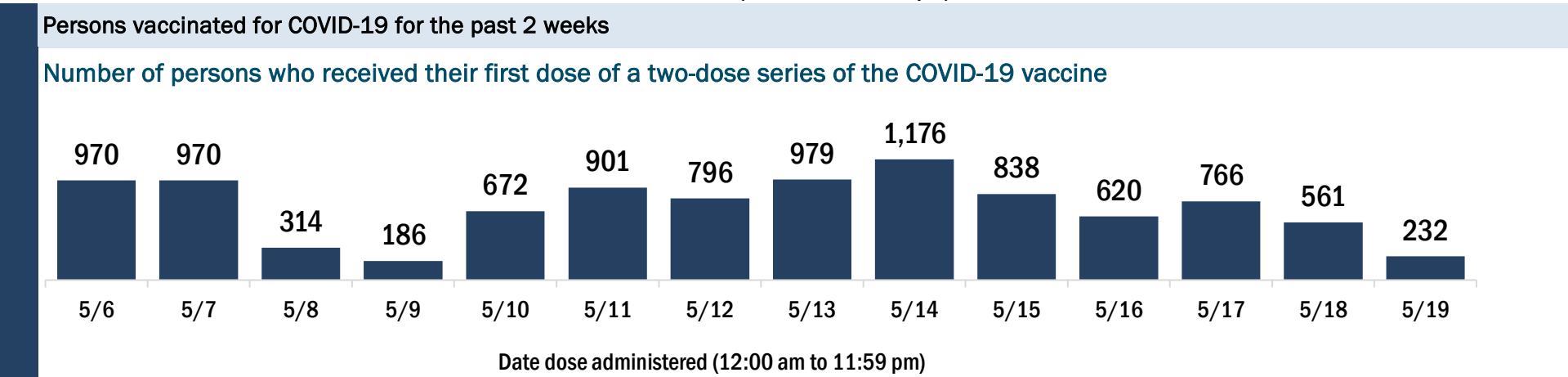
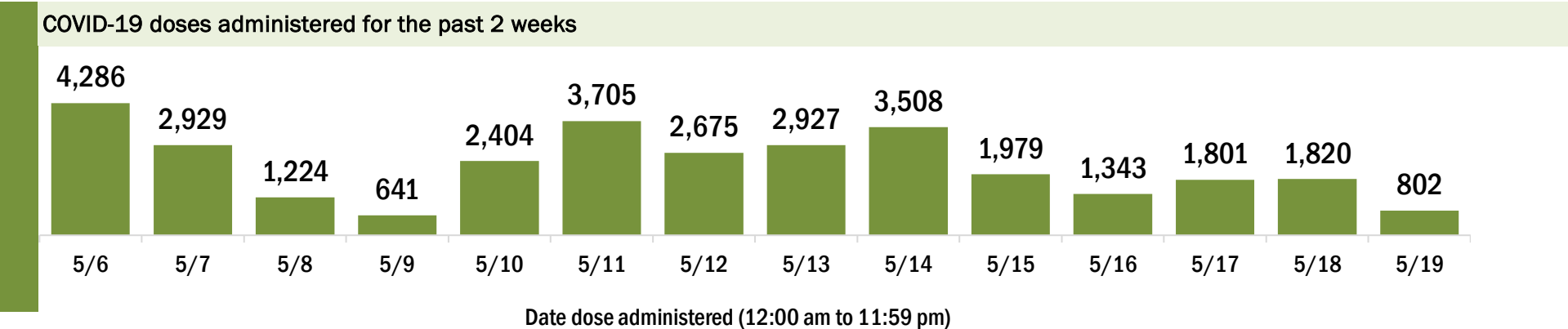
Data in this report are provisional and subject to change.

Data in this summary pertain to COVID-19 vaccines approved by the U.S. Food and Drug Administration and have been issued an Emergency Use Authorization (Janssen COVID-19 Vaccine, Moderna COVID-19 Vaccine and Pfizer-BioNTech COVID-19 Vaccine). These data summarize the number of people who have received either their first dose or have completed the series for a COVID-19 vaccine. **A person can only be counted in one category, first dose or series complete.** For persons receiving Moderna or Pfizer vaccines, once they receive their second dose, they are moved from the first dose column to the series completed column. **Because of this, the total first dose category may show a change from report to report not matching the total receiving their first dose from the previous day.** Persons receiving Johnson & Johnson vaccines will always be counted in the series completed column.

COVID-19 doses for vaccinated persons in Florida	
Doses administered	397,565
People receiving one dose of a 1-dose series (Johnson & Johnson) or receiving only one dose of a 2-dose series (Moderna, Pfizer) count once. Persons receiving both doses of a 2-dose series count twice.	

Current status of persons vaccinated for COVID-19 in Florida	
Total people vaccinated	231,337
First dose	44,010
Series completed	187,327
Completed 1-dose series	21,099
Completed 2-dose series	166,228
First dose: current number of people who have only received their first dose of the Moderna or Pfizer vaccine.	
Series complete: current number of people who have received both Moderna or Pfizer vaccine doses or one Johnson & Johnson dose and are considered fully immunized.	

Demographic summary	First dose	Series complete	Total people vaccinated
Age group	44,010	187,327	231,337
12-14 years	673	0	673
15-24 years	4,614	8,507	13,121
25-34 years	4,203	10,276	14,479
35-44 years	4,936	13,524	18,460
45-54 years	6,331	20,962	27,293
55-64 years	9,685	39,289	48,974
65-74 years	8,032	54,269	62,301
75-84 years	4,013	30,080	34,093
85+ years	1,523	10,420	11,943
Race	44,010	187,327	231,337
White	27,278	124,046	151,324
Black	2,973	9,148	12,121
American Indian/Alaskan	193	624	817
Other	5,031	20,969	26,000
Unknown	8,535	32,540	41,075
Other race includes Asian, native Hawaiian/Pacific Islander, or other.			
Ethnicity	44,010	187,327	231,337
Hispanic	5,139	13,265	18,404
Non-Hispanic	21,623	99,187	120,810
Unknown	17,248	74,875	92,123
Gender	44,010	187,327	231,337
Female	22,924	103,940	126,864
Male	20,566	80,446	101,012
Unknown	520	2,941	3,461



COVID-19: Wakulla County vaccine summary

Vaccination data through May 19, 2021 as of May 20, 2021 at 12:05 AM

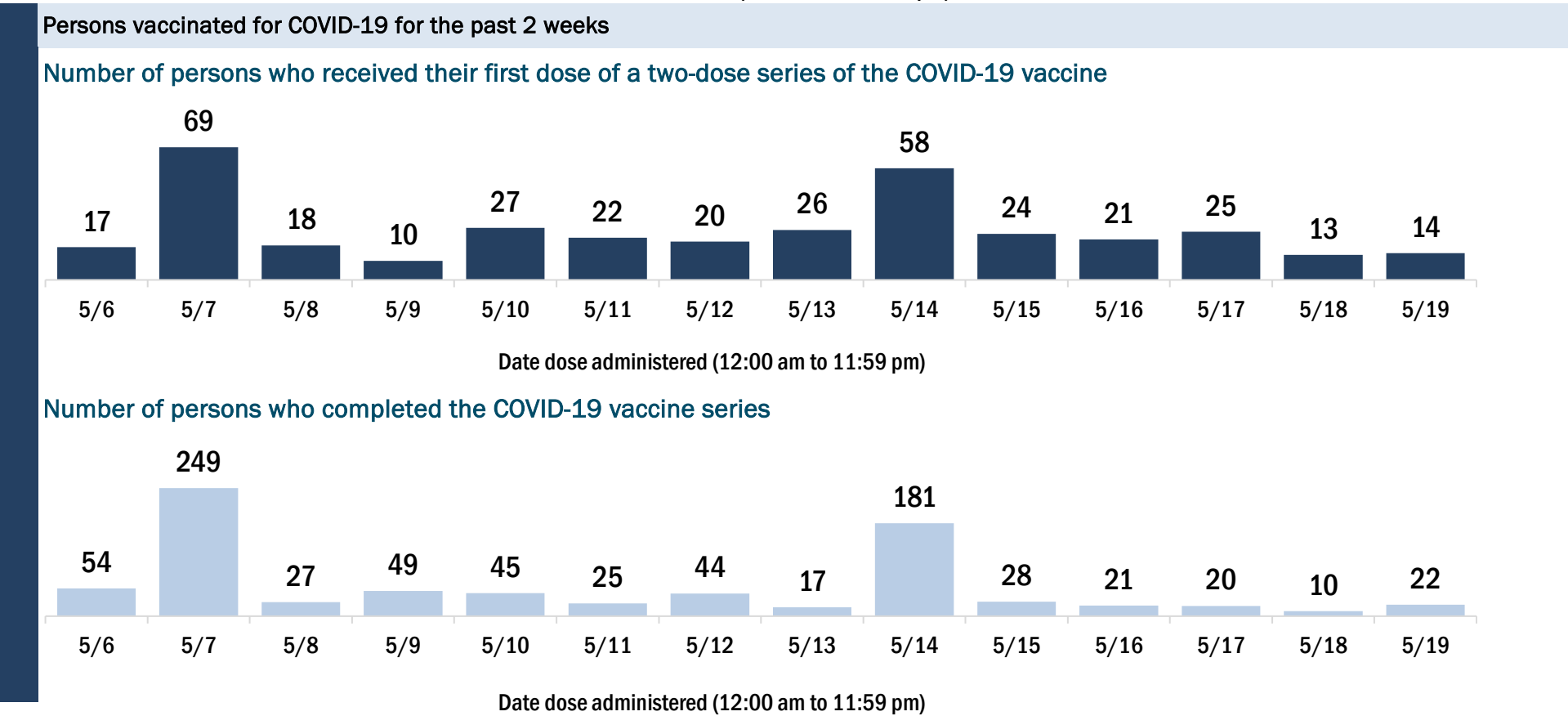
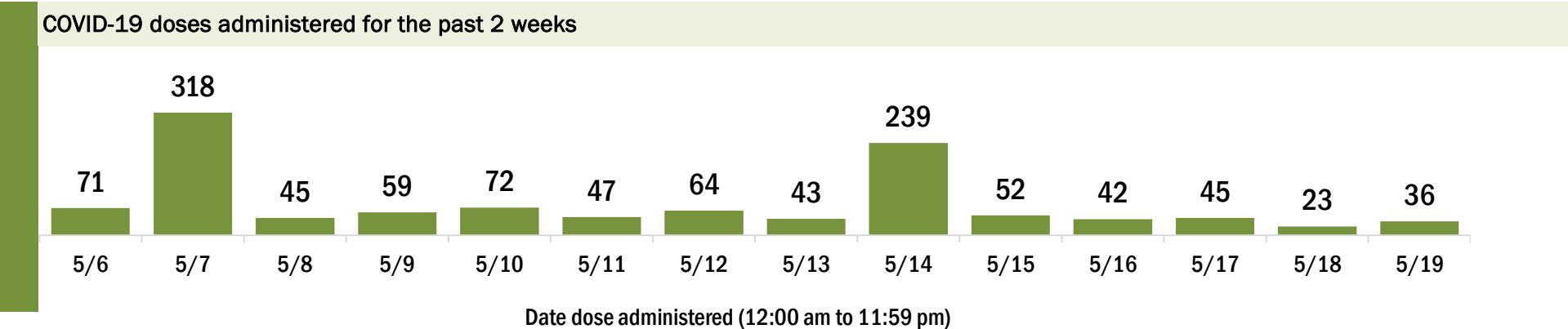
Data in this report are provisional and subject to change.

Data in this summary pertain to COVID-19 vaccines approved by the U.S. Food and Drug Administration and have been issued an Emergency Use Authorization (Janssen COVID-19 Vaccine, Moderna COVID-19 Vaccine and Pfizer-BioNTech COVID-19 Vaccine). These data summarize the number of people who have received either their first dose or have completed the series for a COVID-19 vaccine. **A person can only be counted in one category, first dose or series complete.** For persons receiving Moderna or Pfizer vaccines, once they receive their second dose, they are moved from the first dose column to the series completed column. **Because of this, the total first dose category may show a change from report to report not matching the total receiving their first dose from the previous day.** Persons receiving Johnson & Johnson vaccines will always be counted in the series completed column.

COVID-19 doses for vaccinated persons in Florida	
Doses administered	19,374
People receiving one dose of a 1-dose series (Johnson & Johnson) or receiving only one dose of a 2-dose series (Moderna, Pfizer) count once. Persons receiving both doses of a 2-dose series count twice.	

Current status of persons vaccinated for COVID-19 in Florida	
Total people vaccinated	11,263
First dose	2,553
Series completed	8,710
Completed 1-dose series	599
Completed 2-dose series	8,111
First dose: current number of people who have only received their first dose of the Moderna or Pfizer vaccine.	
Series complete: current number of people who have received both Moderna or Pfizer vaccine doses or one Johnson & Johnson dose and are considered fully immunized.	

Demographic summary	First dose	Series complete	Total people vaccinated
Age group	2,553	8,710	11,263
12-14 years	20	0	20
15-24 years	161	335	496
25-34 years	322	514	836
35-44 years	411	788	1,199
45-54 years	470	1,176	1,646
55-64 years	518	1,970	2,488
65-74 years	414	2,503	2,917
75-84 years	179	1,155	1,334
85+ years	58	269	327
Race	2,553	8,710	11,263
White	1,778	6,484	8,262
Black	500	665	1,165
American Indian/Alaskan	5	40	45
Other	120	1,070	1,190
Unknown	150	451	601
Other race includes Asian, native Hawaiian/Pacific Islander, or other.			
Ethnicity	2,553	8,710	11,263
Hispanic	47	185	232
Non-Hispanic	1,199	6,989	8,188
Unknown	1,307	1,536	2,843
Gender	2,553	8,710	11,263
Female	902	4,850	5,752
Male	1,650	3,859	5,509
Unknown	1	1	2



COVID-19: Walton County vaccine summary

Vaccination data through May 19, 2021 as of May 20, 2021 at 12:05 AM

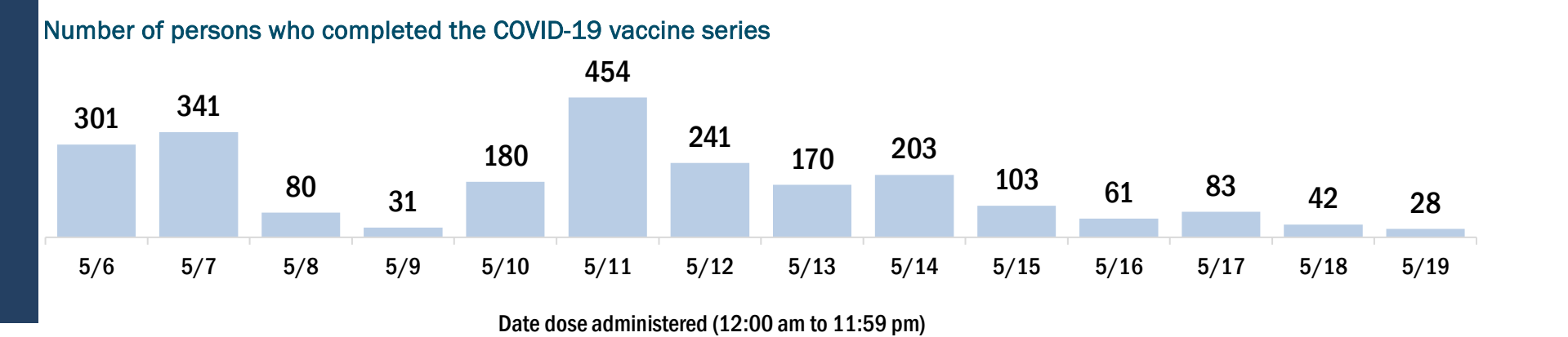
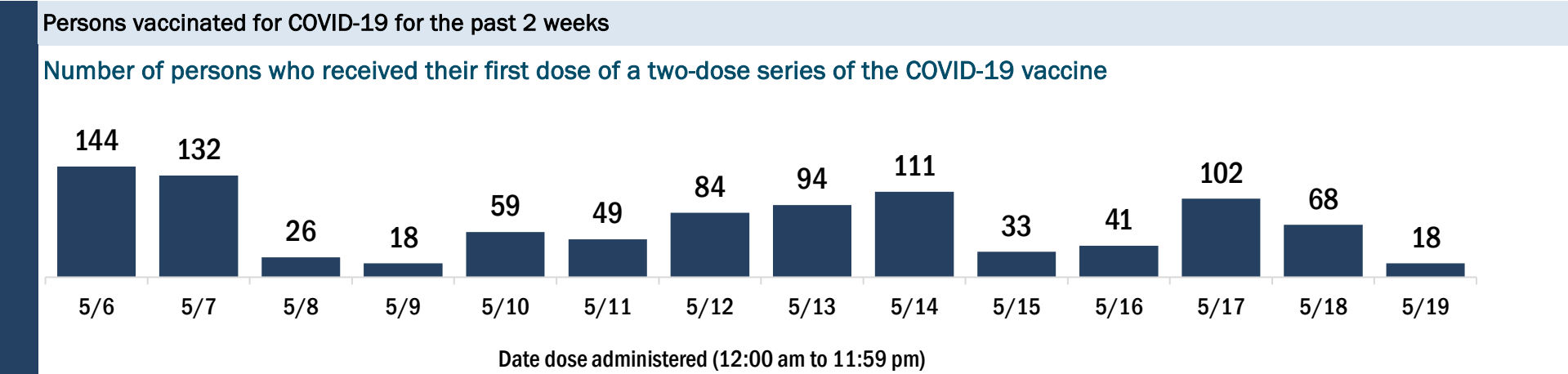
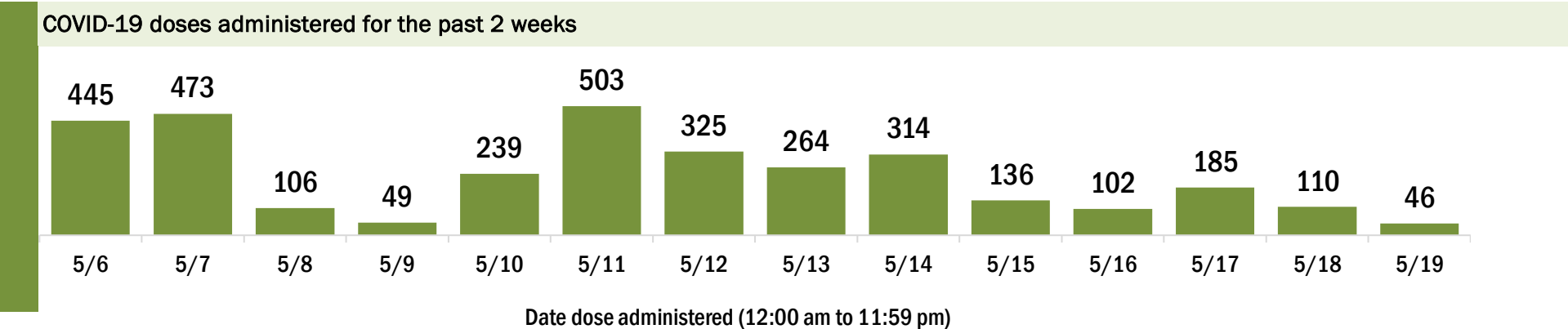
Data in this report are provisional and subject to change.

Data in this summary pertain to COVID-19 vaccines approved by the U.S. Food and Drug Administration and have been issued an Emergency Use Authorization (Janssen COVID-19 Vaccine, Moderna COVID-19 Vaccine and Pfizer-BioNTech COVID-19 Vaccine). These data summarize the number of people who have received either their first dose or have completed the series for a COVID-19 vaccine. **A person can only be counted in one category, first dose or series complete.** For persons receiving Moderna or Pfizer vaccines, once they receive their second dose, they are moved from the first dose column to the series completed column. **Because of this, the total first dose category may show a change from report to report not matching the total receiving their first dose from the previous day.** Persons receiving Johnson & Johnson vaccines will always be counted in the series completed column.

COVID-19 doses for vaccinated persons in Florida	
Doses administered	46,188
People receiving one dose of a 1-dose series (Johnson & Johnson) or receiving only one dose of a 2-dose series (Moderna, Pfizer) count once. Persons receiving both doses of a 2-dose series count twice.	

Current status of persons vaccinated for COVID-19 in Florida	
Total people vaccinated	26,557
First dose	5,399
Series completed	21,158
Completed 1-dose series	1,527
Completed 2-dose series	19,631
First dose: current number of people who have only received their first dose of the Moderna or Pfizer vaccine.	
Series complete: current number of people who have received both Moderna or Pfizer vaccine doses or one Johnson & Johnson dose and are considered fully immunized.	

Demographic summary	First dose	Series complete	Total people vaccinated
Age group	5,399	21,158	26,557
12-14 years	30	0	30
15-24 years	396	594	990
25-34 years	518	993	1,511
35-44 years	645	1,809	2,454
45-54 years	831	2,538	3,369
55-64 years	1,183	4,939	6,122
65-74 years	1,161	6,620	7,781
75-84 years	508	2,886	3,394
85+ years	127	779	906
Race	5,399	21,158	26,557
White	3,799	15,774	19,573
Black	213	521	734
American Indian/Alaskan	23	93	116
Other	378	1,080	1,458
Unknown	986	3,690	4,676
Other race includes Asian, native Hawaiian/Pacific Islander, or other.			
Ethnicity	5,399	21,158	26,557
Hispanic	319	662	981
Non-Hispanic	3,314	13,975	17,289
Unknown	1,766	6,521	8,287
Gender	5,399	21,158	26,557
Female	2,770	11,281	14,051
Male	2,609	9,875	12,484
Unknown	20	2	22



COVID-19: Washington County vaccine summary

Vaccination data through May 19, 2021 as of May 20, 2021 at 12:05 AM

Data in this report are provisional and subject to change.

Data in this summary pertain to COVID-19 vaccines approved by the U.S. Food and Drug Administration and have been issued an Emergency Use Authorization (Janssen COVID-19 Vaccine, Moderna COVID-19 Vaccine and Pfizer-BioNTech COVID-19 Vaccine). These data summarize the number of people who have received either their first dose or have completed the series for a COVID-19 vaccine. **A person can only be counted in one category, first dose or series complete.** For persons receiving Moderna or Pfizer vaccines, once they receive their second dose, they are moved from the first dose column to the series completed column. **Because of this, the total first dose category may show a change from report to report not matching the total receiving their first dose from the previous day.** Persons receiving Johnson & Johnson vaccines will always be counted in the series completed column.

COVID-19 doses for vaccinated persons in Florida	
Doses administered	10,873
People receiving one dose of a 1-dose series (Johnson & Johnson) or receiving only one dose of a 2-dose series (Moderna, Pfizer) count once. Persons receiving both doses of a 2-dose series count twice.	

Current status of persons vaccinated for COVID-19 in Florida	
Total people vaccinated	6,124
First dose	906
Series completed	5,218
Completed 1-dose series	469
Completed 2-dose series	4,749
First dose: current number of people who have only received their first dose of the Moderna or Pfizer vaccine.	
Series complete: current number of people who have received both Moderna or Pfizer vaccine doses or one Johnson & Johnson dose and are considered fully immunized.	

Demographic summary	First dose	Series complete	Total people vaccinated
Age group	906	5,218	6,124
12-14 years	9	0	9
15-24 years	63	97	160
25-34 years	103	247	350
35-44 years	121	409	530
45-54 years	179	622	801
55-64 years	222	1,262	1,484
65-74 years	117	1,480	1,597
75-84 years	65	827	892
85+ years	27	274	301
Race	906	5,218	6,124
White	547	3,906	4,453
Black	114	529	643
American Indian/Alaskan	6	60	66
Other	43	233	276
Unknown	196	490	686
Other race includes Asian, native Hawaiian/Pacific Islander, or other.			
Ethnicity	906	5,218	6,124
Hispanic	24	116	140
Non-Hispanic	668	4,294	4,962
Unknown	214	808	1,022
Gender	906	5,218	6,124
Female	398	2,646	3,044
Male	508	2,572	3,080
Unknown	0	0	0

