

COVID-19: Florida vaccine summary

Vaccination data through May 18, 2021 as of May 19, 2021 at 12:05 AM

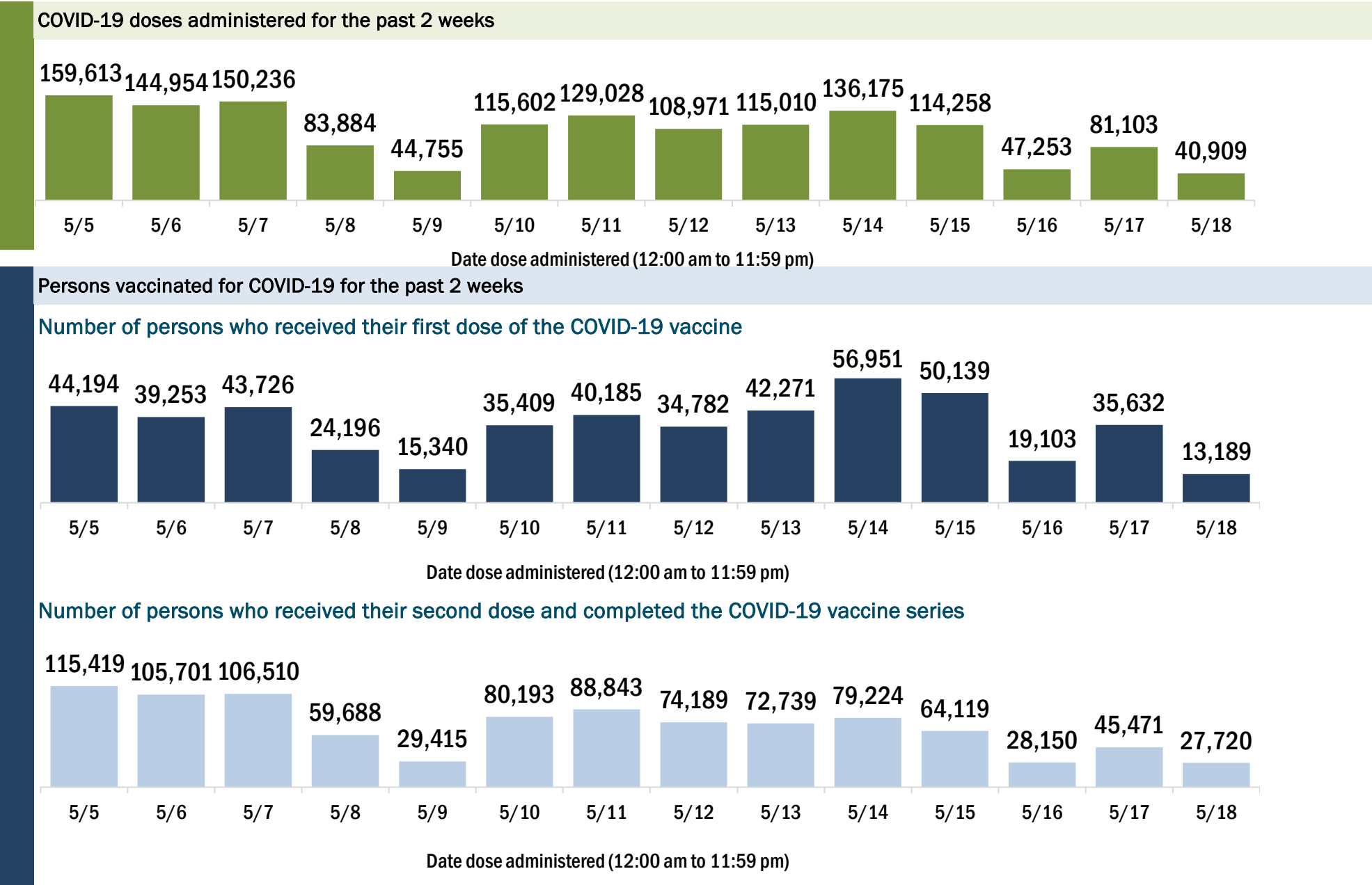
Data in this report are provisional and subject to change. Data are based on county of residence.

Data in this summary pertain to COVID-19 vaccines approved by the U.S. Food and Drug Administration and have been issued an Emergency Use Authorization (Janssen COVID-19 Vaccine, Moderna COVID-19 Vaccine and Pfizer-BioNTech COVID-19 Vaccine). These data summarize the number of people who have received either their first dose or have completed the series for a COVID-19 vaccine. **A person can only be counted in one category, first dose or series complete.** For persons receiving Moderna or Pfizer vaccines, once they receive their second dose, they are moved from the first dose column to the series completed column. **Because of this, the total first dose category may show a change from report to report not matching the total receiving their first dose from the previous day.** Persons receiving Johnson & Johnson vaccines will always be counted in the series completed column.

COVID-19 doses for vaccinated persons in Florida	
Doses administered	16,770,779
People receiving one dose of a 1-dose series (Johnson & Johnson) or receiving only one dose of a 2-dose series (Moderna, Pfizer) count once. Persons receiving both doses of a 2-dose series count twice.	

Current status of persons vaccinated for COVID-19 in Florida	
Total people vaccinated	9,749,726
First dose	2,021,573
Series completed	7,728,153
Completed 1-dose series	707,100
Completed 2-dose series	7,021,053
First dose: current number of people who have only received their first dose of the Moderna or Pfizer vaccine.	
Series complete: current number of people who have received both Moderna or Pfizer vaccine doses or one Johnson & Johnson dose and are considered fully immunized.	

Demographic summary	First dose	Series complete	Total people vaccinated
Age group	2,021,573	7,728,153	9,749,726
12-14 years	32,004	0	32,004
15-24 years	232,794	420,959	653,753
25-34 years	253,453	623,848	877,301
35-44 years	281,952	820,048	1,102,000
45-54 years	307,500	1,087,198	1,394,698
55-64 years	344,695	1,559,303	1,903,998
65-74 years	313,064	1,833,528	2,146,592
75-84 years	180,741	1,039,411	1,220,152
85+ years	75,370	343,858	419,228
Race	2,021,573	7,728,153	9,749,726
White	1,223,189	5,235,795	6,458,984
Black	167,599	521,864	689,463
American Indian/Alaskan	10,063	26,889	36,952
Other	250,487	830,721	1,081,208
Unknown	370,235	1,112,884	1,483,119
Other race includes Asian, native Hawaiian/Pacific Islander, or other.			
Ethnicity	2,021,573	7,728,153	9,749,726
Hispanic	460,319	1,224,107	1,684,426
Non-Hispanic	830,353	4,036,432	4,866,785
Unknown	730,901	2,467,614	3,198,515
Gender	2,021,573	7,728,153	9,749,726
Female	1,058,922	4,258,016	5,316,938
Male	951,871	3,458,672	4,410,543
Unknown	10,780	11,465	22,245



COVID-19: Alachua County vaccine summary

Vaccination data through May 18, 2021 as of May 19, 2021 at 12:05 AM

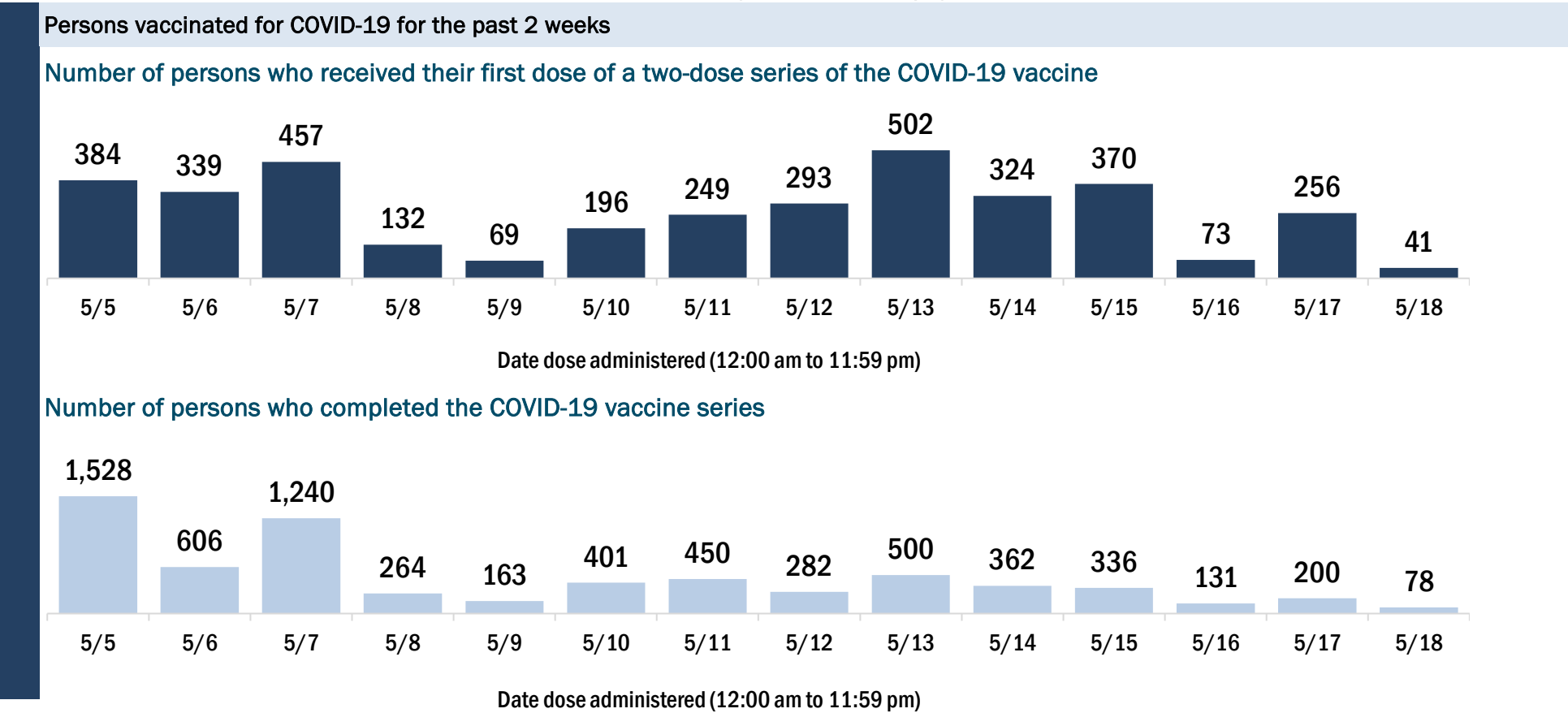
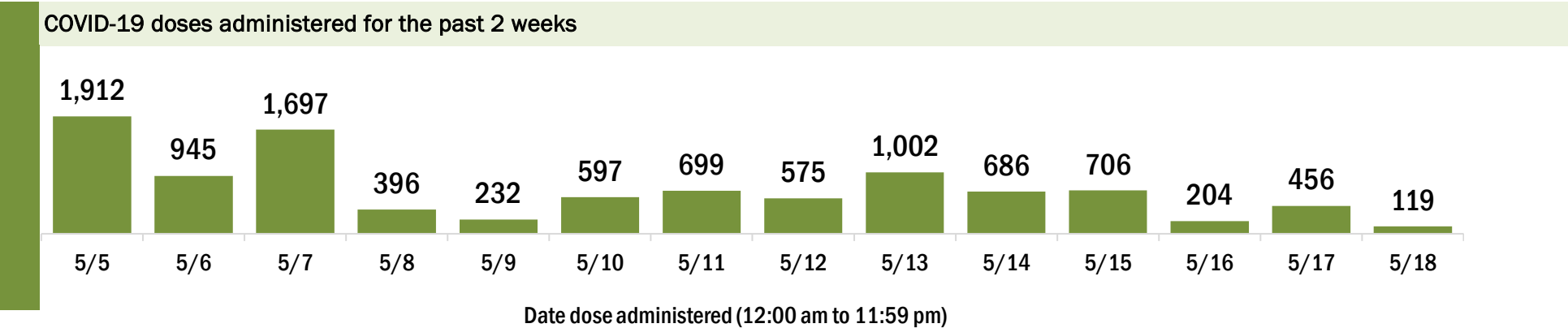
Data in this report are provisional and subject to change.

Data in this summary pertain to COVID-19 vaccines approved by the U.S. Food and Drug Administration and have been issued an Emergency Use Authorization (Janssen COVID-19 Vaccine, Moderna COVID-19 Vaccine and Pfizer-BioNTech COVID-19 Vaccine). These data summarize the number of people who have received either their first dose or have completed the series for a COVID-19 vaccine. **A person can only be counted in one category, first dose or series complete.** For persons receiving Moderna or Pfizer vaccines, once they receive their second dose, they are moved from the first dose column to the series completed column. **Because of this, the total first dose category may show a change from report to report not matching the total receiving their first dose from the previous day.** Persons receiving Johnson & Johnson vaccines will always be counted in the series completed column.

COVID-19 doses for vaccinated persons in Florida	
Doses administered	218,273
People receiving one dose of a 1-dose series (Johnson & Johnson) or receiving only one dose of a 2-dose series (Moderna, Pfizer) count once. Persons receiving both doses of a 2-dose series count twice.	

Current status of persons vaccinated for COVID-19 in Florida	
Total people vaccinated	123,022
First dose	22,908
Series completed	100,114
Completed 1-dose series	4,863
Completed 2-dose series	95,251
First dose: current number of people who have only received their first dose of the Moderna or Pfizer vaccine.	
Series complete: current number of people who have received both Moderna or Pfizer vaccine doses or one Johnson & Johnson dose and are considered fully immunized.	

Demographic summary	First dose	Series complete	Total people vaccinated
Age group	22,908	100,114	123,022
12-14 years	328	0	328
15-24 years	7,032	14,367	21,399
25-34 years	4,655	15,728	20,383
35-44 years	3,364	12,328	15,692
45-54 years	2,557	11,983	14,540
55-64 years	2,552	15,622	18,174
65-74 years	1,429	17,909	19,338
75-84 years	671	8,898	9,569
85+ years	320	3,279	3,599
Race	22,908	100,114	123,022
White	13,653	69,243	82,896
Black	3,218	9,917	13,135
American Indian/Alaskan	105	321	426
Other	4,084	15,613	19,697
Unknown	1,848	5,020	6,868
Other race includes Asian, native Hawaiian/Pacific Islander, or other.			
Ethnicity	22,908	100,114	123,022
Hispanic	3,179	8,741	11,920
Non-Hispanic	13,866	68,050	81,916
Unknown	5,863	23,323	29,186
Gender	22,908	100,114	123,022
Female	11,851	56,965	68,816
Male	11,006	43,108	54,114
Unknown	51	41	92



COVID-19: Baker County vaccine summary

Vaccination data through May 18, 2021 as of May 19, 2021 at 12:05 AM

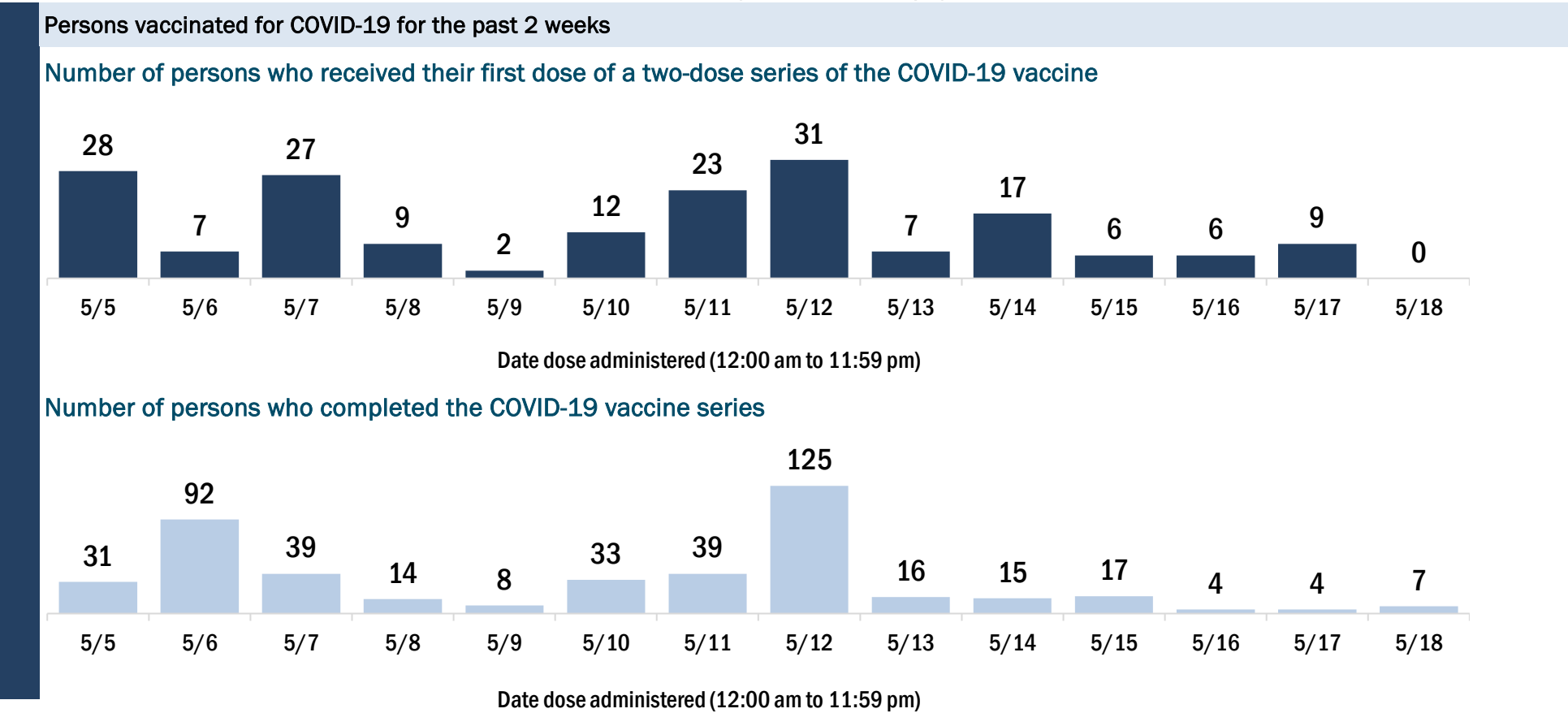
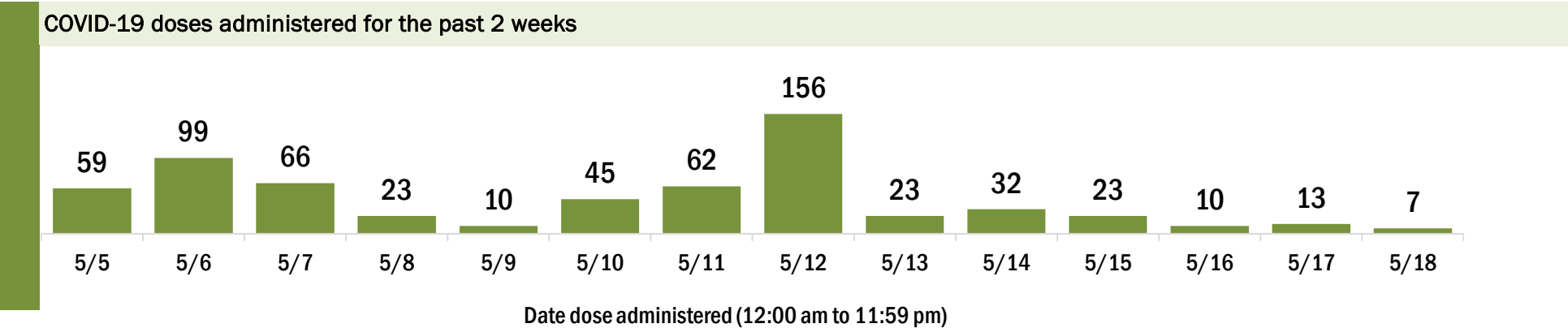
Data in this report are provisional and subject to change.

Data in this summary pertain to COVID-19 vaccines approved by the U.S. Food and Drug Administration and have been issued an Emergency Use Authorization (Janssen COVID-19 Vaccine, Moderna COVID-19 Vaccine and Pfizer-BioNTech COVID-19 Vaccine). These data summarize the number of people who have received either their first dose or have completed the series for a COVID-19 vaccine. **A person can only be counted in one category, first dose or series complete.** For persons receiving Moderna or Pfizer vaccines, once they receive their second dose, they are moved from the first dose column to the series completed column. **Because of this, the total first dose category may show a change from report to report not matching the total receiving their first dose from the previous day.** Persons receiving Johnson & Johnson vaccines will always be counted in the series completed column.

COVID-19 doses for vaccinated persons in Florida	
Doses administered	10,669
People receiving one dose of a 1-dose series (Johnson & Johnson) or receiving only one dose of a 2-dose series (Moderna, Pfizer) count once. Persons receiving both doses of a 2-dose series count twice.	

Current status of persons vaccinated for COVID-19 in Florida	
Total people vaccinated	6,218
First dose	1,587
Series completed	4,631
Completed 1-dose series	180
Completed 2-dose series	4,451
First dose: current number of people who have only received their first dose of the Moderna or Pfizer vaccine.	
Series complete: current number of people who have received both Moderna or Pfizer vaccine doses or one Johnson & Johnson dose and are considered fully immunized.	

Demographic summary	First dose	Series complete	Total people vaccinated
Age group	1,587	4,631	6,218
12-14 years	5	0	5
15-24 years	94	138	232
25-34 years	241	236	477
35-44 years	329	382	711
45-54 years	338	604	942
55-64 years	341	1,043	1,384
65-74 years	145	1,341	1,486
75-84 years	65	693	758
85+ years	29	194	223
Race	1,587	4,631	6,218
White	978	3,673	4,651
Black	449	471	920
American Indian/Alaskan	3	21	24
Other	103	247	350
Unknown	54	219	273
Other race includes Asian, native Hawaiian/Pacific Islander, or other.			
Ethnicity	1,587	4,631	6,218
Hispanic	36	107	143
Non-Hispanic	767	3,429	4,196
Unknown	784	1,095	1,879
Gender	1,587	4,631	6,218
Female	491	2,506	2,997
Male	1,088	2,123	3,211
Unknown	8	2	10



COVID-19: Bay County vaccine summary

Vaccination data through May 18, 2021 as of May 19, 2021 at 12:05 AM

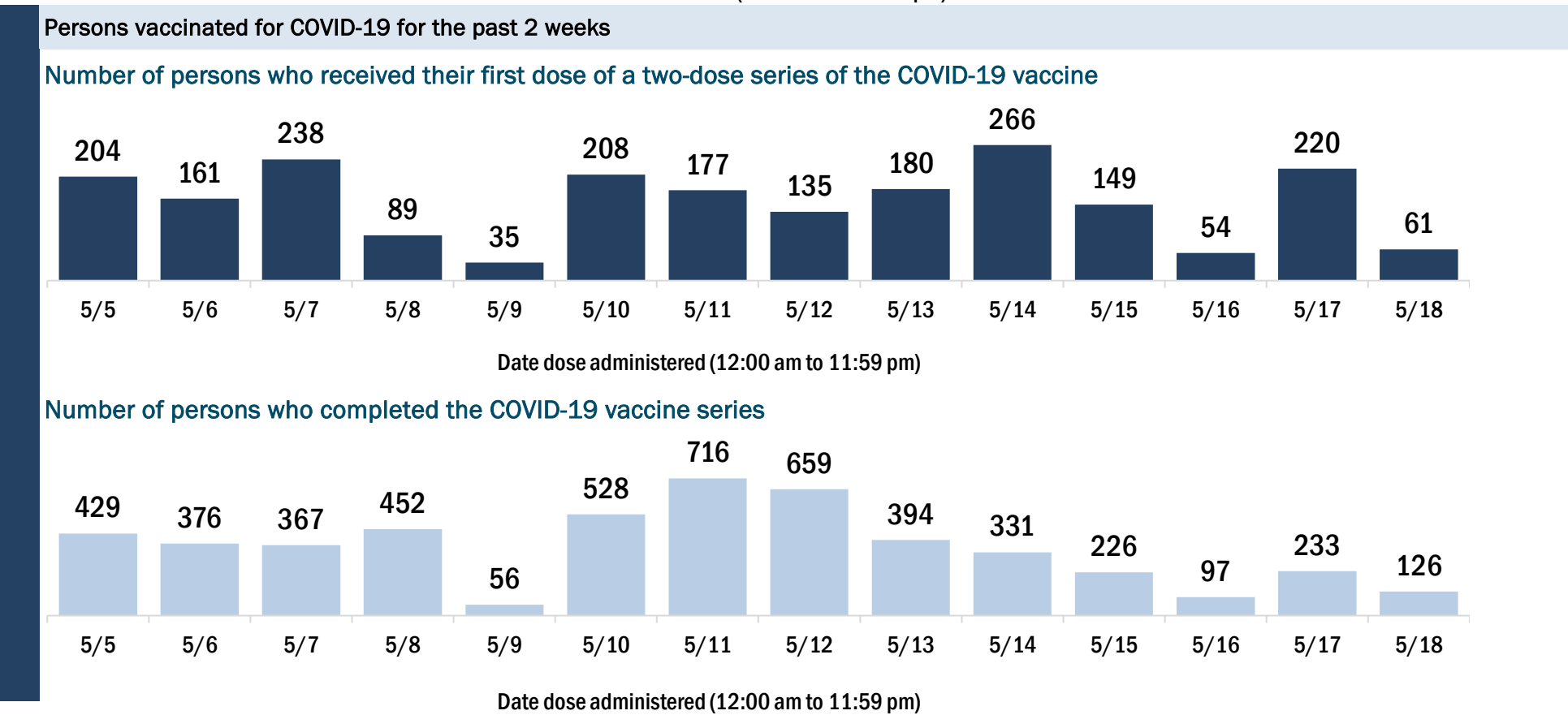
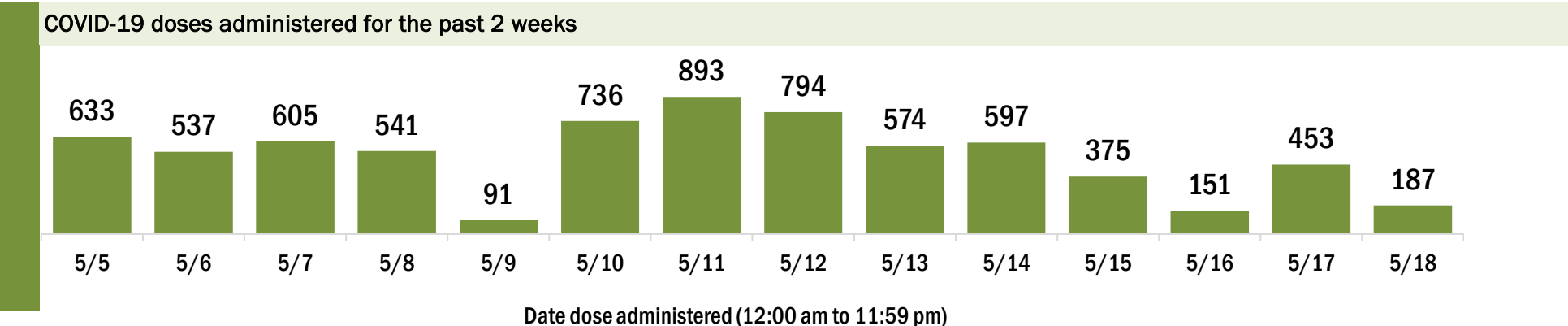
Data in this report are provisional and subject to change.

Data in this summary pertain to COVID-19 vaccines approved by the U.S. Food and Drug Administration and have been issued an Emergency Use Authorization (Janssen COVID-19 Vaccine, Moderna COVID-19 Vaccine and Pfizer-BioNTech COVID-19 Vaccine). These data summarize the number of people who have received either their first dose or have completed the series for a COVID-19 vaccine. **A person can only be counted in one category, first dose or series complete.** For persons receiving Moderna or Pfizer vaccines, once they receive their second dose, they are moved from the first dose column to the series completed column. **Because of this, the total first dose category may show a change from report to report not matching the total receiving their first dose from the previous day.** Persons receiving Johnson & Johnson vaccines will always be counted in the series completed column.

COVID-19 doses for vaccinated persons in Florida	
Doses administered	94,273
People receiving one dose of a 1-dose series (Johnson & Johnson) or receiving only one dose of a 2-dose series (Moderna, Pfizer) count once. Persons receiving both doses of a 2-dose series count twice.	

Current status of persons vaccinated for COVID-19 in Florida	
Total people vaccinated	54,924
First dose	9,596
Series completed	45,328
Completed 1-dose series	5,979
Completed 2-dose series	39,349
First dose: current number of people who have only received their first dose of the Moderna or Pfizer vaccine.	
Series complete: current number of people who have received both Moderna or Pfizer vaccine doses or one Johnson & Johnson dose and are considered fully immunized.	

Demographic summary	First dose	Series complete	Total people vaccinated
Age group	9,596	45,328	54,924
12-14 years	62	0	62
15-24 years	995	1,720	2,715
25-34 years	1,144	2,793	3,937
35-44 years	1,315	4,207	5,522
45-54 years	1,576	5,819	7,395
55-64 years	2,160	10,328	12,488
65-74 years	1,395	12,427	13,822
75-84 years	688	6,134	6,822
85+ years	261	1,900	2,161
Race	9,596	45,328	54,924
White	5,884	31,674	37,558
Black	757	2,939	3,696
American Indian/Alaskan	47	216	263
Other	1,275	3,745	5,020
Unknown	1,633	6,754	8,387
Other race includes Asian, native Hawaiian/Pacific Islander, or other.			
Ethnicity	9,596	45,328	54,924
Hispanic	813	2,059	2,872
Non-Hispanic	5,439	27,732	33,171
Unknown	3,344	15,537	18,881
Gender	9,596	45,328	54,924
Female	5,236	24,925	30,161
Male	4,356	20,396	24,752
Unknown	4	7	11



COVID-19: Bradford County vaccine summary

Vaccination data through May 18, 2021 as of May 19, 2021 at 12:05 AM

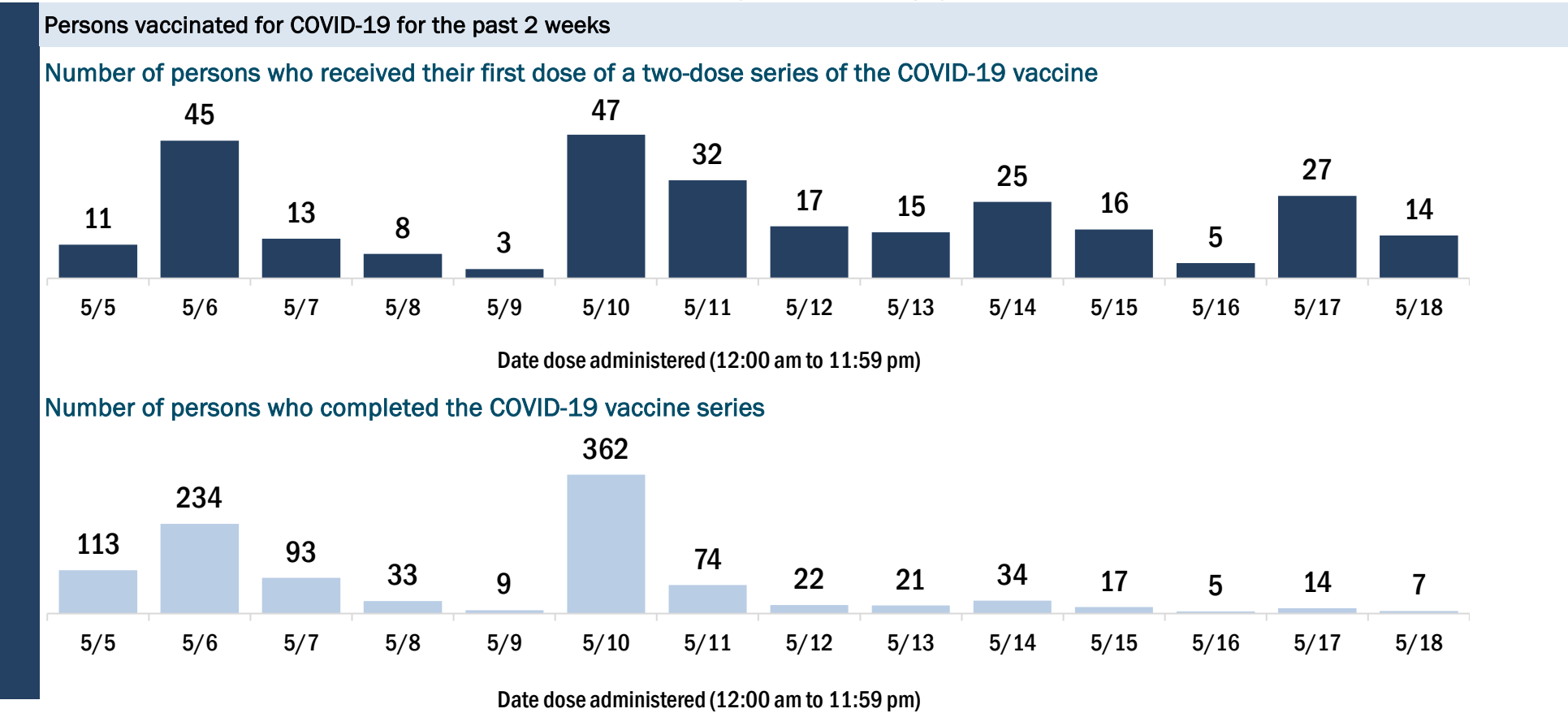
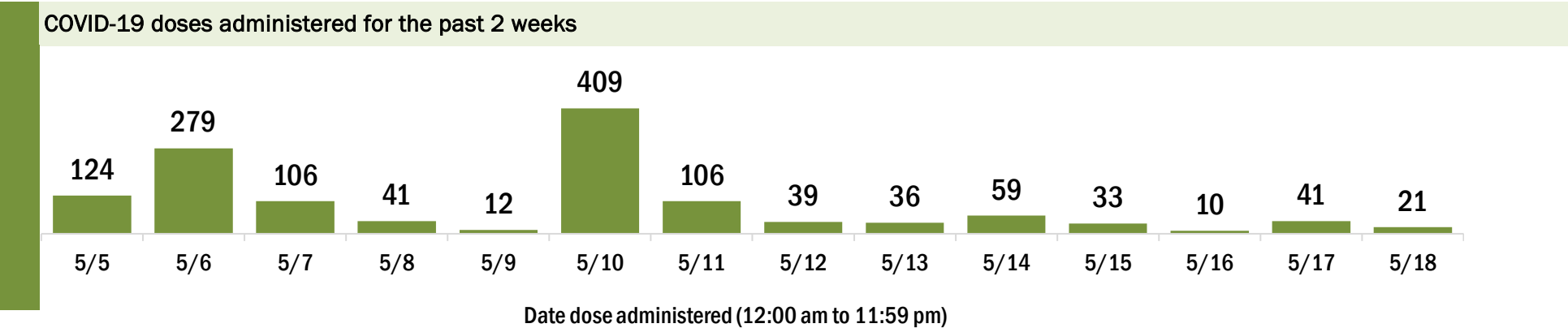
Data in this report are provisional and subject to change.

Data in this summary pertain to COVID-19 vaccines approved by the U.S. Food and Drug Administration and have been issued an Emergency Use Authorization (Janssen COVID-19 Vaccine, Moderna COVID-19 Vaccine and Pfizer-BioNTech COVID-19 Vaccine). These data summarize the number of people who have received either their first dose or have completed the series for a COVID-19 vaccine. **A person can only be counted in one category, first dose or series complete.** For persons receiving Moderna or Pfizer vaccines, once they receive their second dose, they are moved from the first dose column to the series completed column. **Because of this, the total first dose category may show a change from report to report not matching the total receiving their first dose from the previous day.** Persons receiving Johnson & Johnson vaccines will always be counted in the series completed column.

COVID-19 doses for vaccinated persons in Florida	
Doses administered	14,420
People receiving one dose of a 1-dose series (Johnson & Johnson) or receiving only one dose of a 2-dose series (Moderna, Pfizer) count once. Persons receiving both doses of a 2-dose series count twice.	

Current status of persons vaccinated for COVID-19 in Florida	
Total people vaccinated	8,898
First dose	2,978
Series completed	5,920
Completed 1-dose series	398
Completed 2-dose series	5,522
First dose: current number of people who have only received their first dose of the Moderna or Pfizer vaccine.	
Series complete: current number of people who have received both Moderna or Pfizer vaccine doses or one Johnson & Johnson dose and are considered fully immunized.	

Demographic summary	First dose	Series complete	Total people vaccinated
Age group	2,978	5,920	8,898
12-14 years	4	0	4
15-24 years	135	142	277
25-34 years	280	321	601
35-44 years	417	477	894
45-54 years	453	702	1,155
55-64 years	895	1,328	2,223
65-74 years	599	1,679	2,278
75-84 years	160	970	1,130
85+ years	35	301	336
Race	2,978	5,920	8,898
White	1,857	4,391	6,248
Black	917	890	1,807
American Indian/Alaskan	3	32	35
Other	122	438	560
Unknown	79	169	248
Other race includes Asian, native Hawaiian/Pacific Islander, or other.			
Ethnicity	2,978	5,920	8,898
Hispanic	101	152	253
Non-Hispanic	2,217	5,187	7,404
Unknown	660	581	1,241
Gender	2,978	5,920	8,898
Female	485	3,055	3,540
Male	2,493	2,865	5,358
Unknown	0	0	0



COVID-19: Brevard County vaccine summary

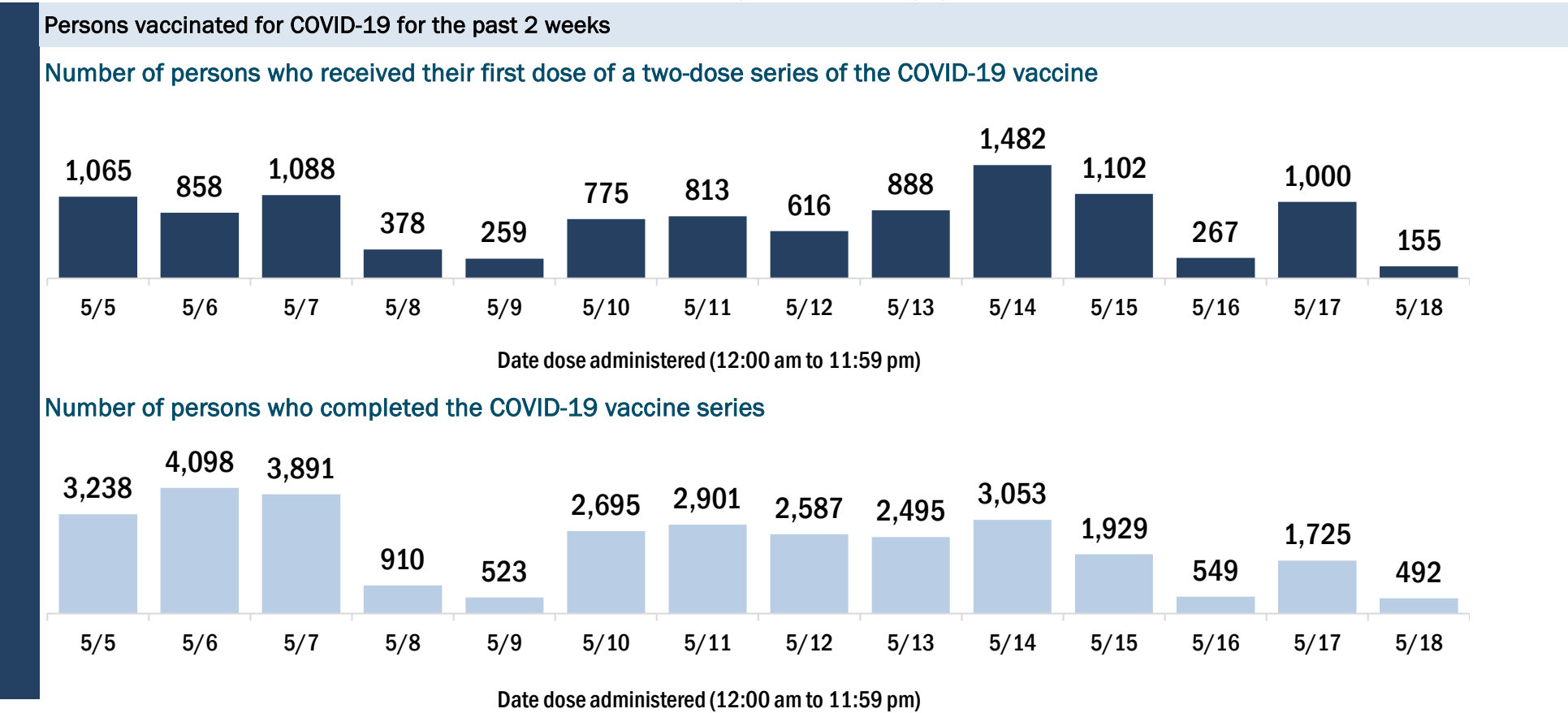
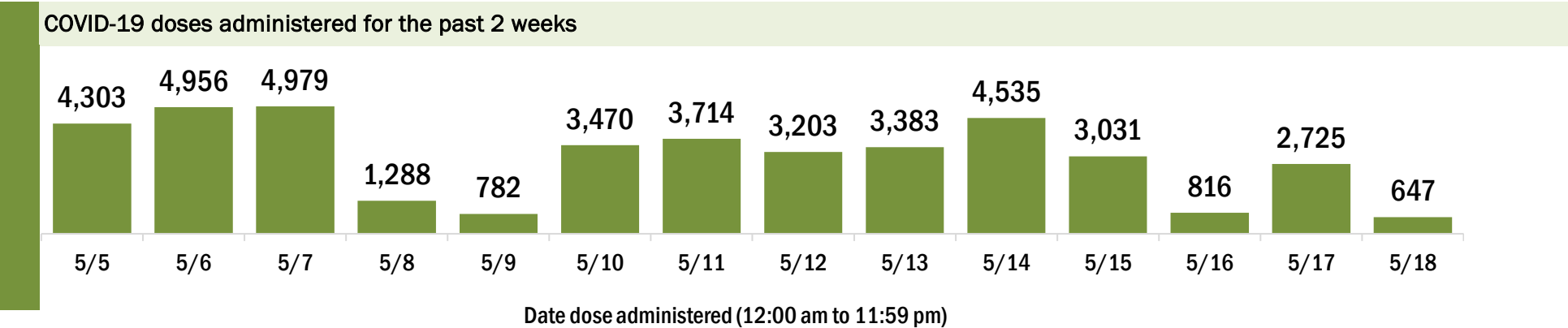
Vaccination data through May 18, 2021 as of May 19, 2021 at 12:05 AM

Data in this report are provisional and subject to change.

Data in this summary pertain to COVID-19 vaccines approved by the U.S. Food and Drug Administration and have been issued an Emergency Use Authorization (Janssen COVID-19 Vaccine, Moderna COVID-19 Vaccine and Pfizer-BioNTech COVID-19 Vaccine). These data summarize the number of people who have received either their first dose or have completed the series for a COVID-19 vaccine. **A person can only be counted in one category, first dose or series complete.** For persons receiving Moderna or Pfizer vaccines, once they receive their second dose, they are moved from the first dose column to the series completed column. **Because of this, the total first dose category may show a change from report to report not matching the total receiving their first dose from the previous day.** Persons receiving Johnson & Johnson vaccines will always be counted in the series completed column.

COVID-19 doses for vaccinated persons in Florida	
Doses administered	459,825
People receiving one dose of a 1-dose series (Johnson & Johnson) or receiving only one dose of a 2-dose series (Moderna, Pfizer) count once. Persons receiving both doses of a 2-dose series count twice.	

Demographic summary			
Age group	First dose	Series complete	Total people vaccinated
12-14 years	47,326	216,340	263,666
15-24 years	975	0	975
25-34 years	5,351	9,675	15,026
35-44 years	5,478	13,814	19,292
45-54 years	5,872	18,006	23,878
55-64 years	6,591	25,779	32,370
65-74 years	9,441	49,493	58,934
75-84 years	7,318	56,276	63,594
85+ years	4,328	31,746	36,074
85+ years	1,972	11,551	13,523
Race	47,326	216,340	263,666
White	30,278	146,742	177,020
Black	3,844	11,500	15,344
American Indian/Alaskan	276	937	1,213
Other	5,044	19,896	24,940
Unknown	7,884	37,265	45,149
Other race includes Asian, native Hawaiian/Pacific Islander, or other.			
Ethnicity	47,326	216,340	263,666
Hispanic	4,247	12,627	16,874
Non-Hispanic	26,074	123,843	149,917
Unknown	17,005	79,870	96,875
Gender	47,326	216,340	263,666
Female	24,934	121,324	146,258
Male	22,272	94,795	117,067
Unknown	120	221	341



COVID-19: Broward County vaccine summary

Vaccination data through May 18, 2021 as of May 19, 2021 at 12:05 AM

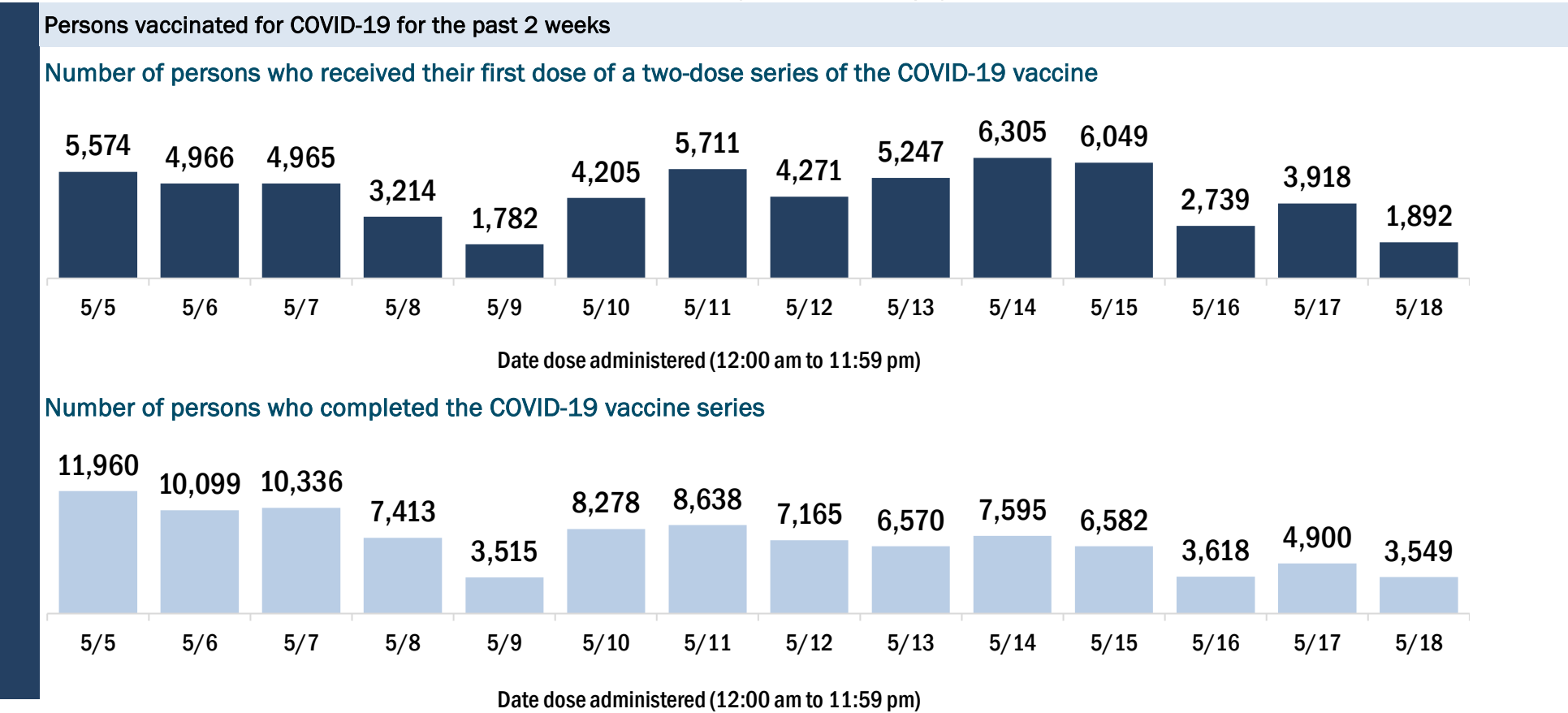
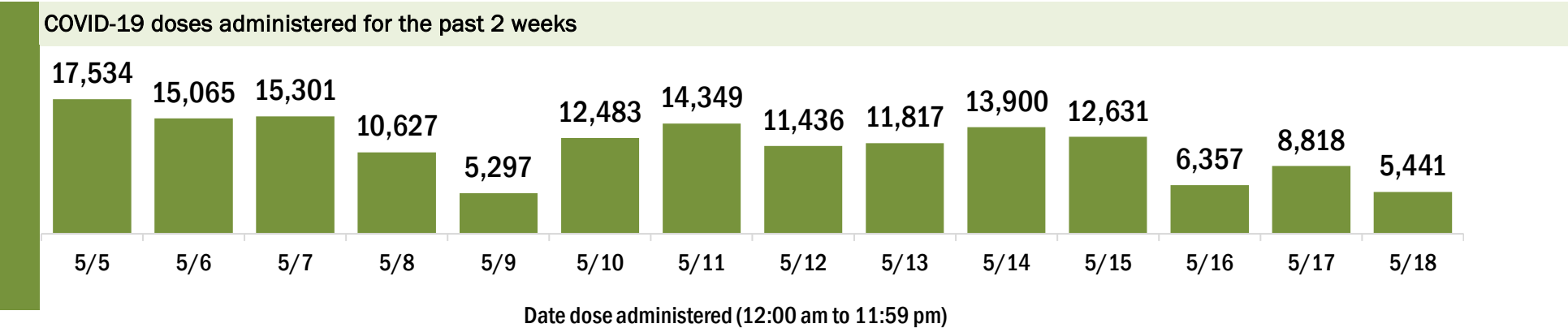
Data in this report are provisional and subject to change.

Data in this summary pertain to COVID-19 vaccines approved by the U.S. Food and Drug Administration and have been issued an Emergency Use Authorization (Janssen COVID-19 Vaccine, Moderna COVID-19 Vaccine and Pfizer-BioNTech COVID-19 Vaccine). These data summarize the number of people who have received either their first dose or have completed the series for a COVID-19 vaccine. **A person can only be counted in one category, first dose or series complete.** For persons receiving Moderna or Pfizer vaccines, once they receive their second dose, they are moved from the first dose column to the series completed column. **Because of this, the total first dose category may show a change from report to report not matching the total receiving their first dose from the previous day.** Persons receiving Johnson & Johnson vaccines will always be counted in the series completed column.

COVID-19 doses for vaccinated persons in Florida	
Doses administered	1,584,195
People receiving one dose of a 1-dose series (Johnson & Johnson) or receiving only one dose of a 2-dose series (Moderna, Pfizer) count once. Persons receiving both doses of a 2-dose series count twice.	

Current status of persons vaccinated for COVID-19 in Florida	
Total people vaccinated	929,657
First dose	213,234
Series completed	716,423
Completed 1-dose series	61,885
Completed 2-dose series	654,538
First dose: current number of people who have only received their first dose of the Moderna or Pfizer vaccine.	
Series complete: current number of people who have received both Moderna or Pfizer vaccine doses or one Johnson & Johnson dose and are considered fully immunized.	

Demographic summary	First dose	Series complete	Total people vaccinated
Age group	213,234	716,423	929,657
12-14 years	4,039	0	4,039
15-24 years	26,645	44,363	71,008
25-34 years	26,505	63,350	89,855
35-44 years	32,898	92,115	125,013
45-54 years	36,795	125,006	161,801
55-64 years	36,364	157,276	193,640
65-74 years	28,226	138,966	167,192
75-84 years	14,796	69,891	84,687
85+ years	6,966	25,456	32,422
Race	213,234	716,423	929,657
White	116,294	437,897	554,191
Black	29,508	87,865	117,373
American Indian/Alaskan	1,148	2,889	4,037
Other	25,502	86,269	111,771
Unknown	40,782	101,503	142,285
Other race includes Asian, native Hawaiian/Pacific Islander, or other.			
Ethnicity	213,234	716,423	929,657
Hispanic	64,158	171,117	235,275
Non-Hispanic	76,756	340,776	417,532
Unknown	72,320	204,530	276,850
Gender	213,234	716,423	929,657
Female	111,938	385,652	497,590
Male	100,652	329,452	430,104
Unknown	644	1,319	1,963



COVID-19: Calhoun County vaccine summary

Vaccination data through May 18, 2021 as of May 19, 2021 at 12:05 AM

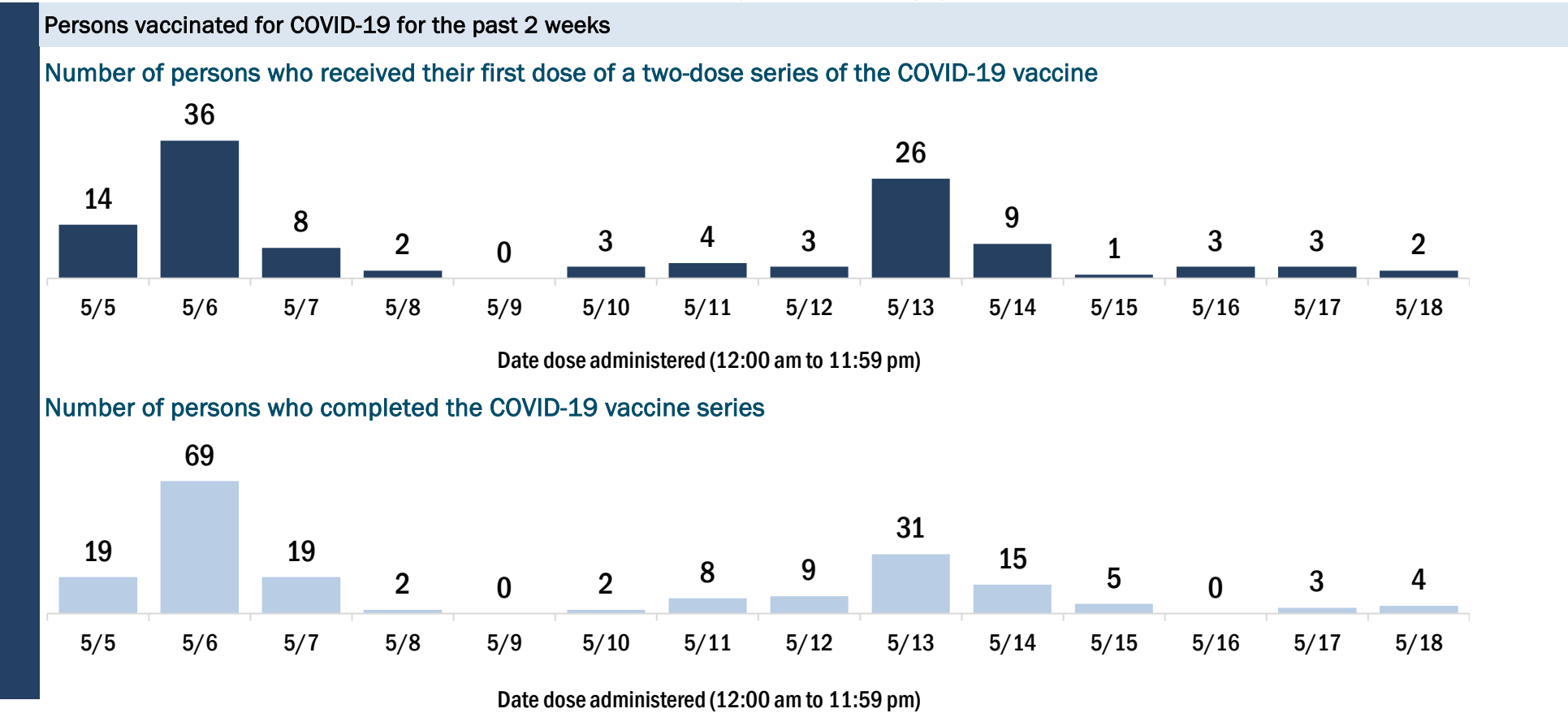
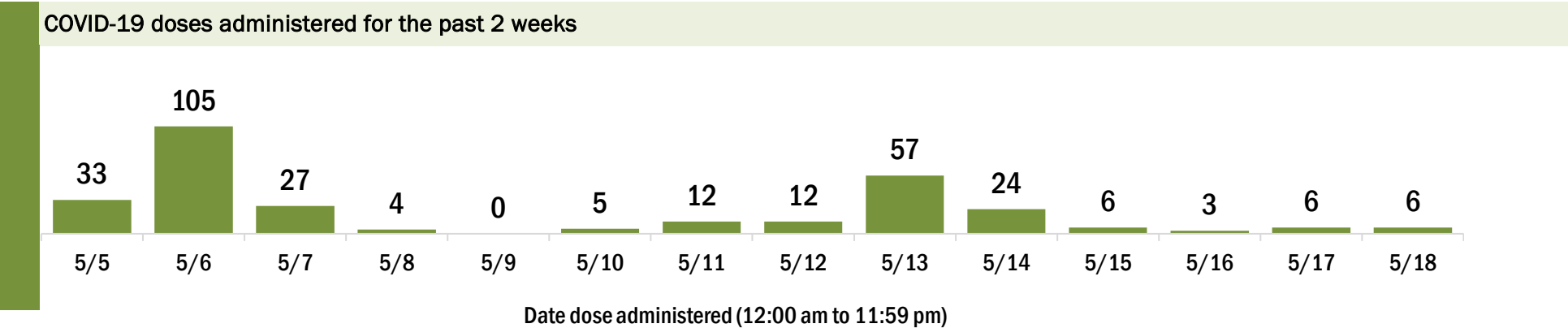
Data in this report are provisional and subject to change.

Data in this summary pertain to COVID-19 vaccines approved by the U.S. Food and Drug Administration and have been issued an Emergency Use Authorization (Janssen COVID-19 Vaccine, Moderna COVID-19 Vaccine and Pfizer-BioNTech COVID-19 Vaccine). These data summarize the number of people who have received either their first dose or have completed the series for a COVID-19 vaccine. **A person can only be counted in one category, first dose or series complete.** For persons receiving Moderna or Pfizer vaccines, once they receive their second dose, they are moved from the first dose column to the series completed column. **Because of this, the total first dose category may show a change from report to report not matching the total receiving their first dose from the previous day.** Persons receiving Johnson & Johnson vaccines will always be counted in the series completed column.

COVID-19 doses for vaccinated persons in Florida	
Doses administered	5,835
People receiving one dose of a 1-dose series (Johnson & Johnson) or receiving only one dose of a 2-dose series (Moderna, Pfizer) count once. Persons receiving both doses of a 2-dose series count twice.	

Current status of persons vaccinated for COVID-19 in Florida	
Total people vaccinated	3,442
First dose	834
Series completed	2,608
Completed 1-dose series	215
Completed 2-dose series	2,393
First dose: current number of people who have only received their first dose of the Moderna or Pfizer vaccine.	
Series complete: current number of people who have received both Moderna or Pfizer vaccine doses or one Johnson & Johnson dose and are considered fully immunized.	

Demographic summary	First dose	Series complete	Total people vaccinated
Age group	834	2,608	3,442
12-14 years	2	0	2
15-24 years	56	50	106
25-34 years	98	85	183
35-44 years	168	141	309
45-54 years	184	275	459
55-64 years	164	528	692
65-74 years	93	855	948
75-84 years	50	490	540
85+ years	19	184	203
Race	834	2,608	3,442
White	514	1,832	2,346
Black	201	195	396
American Indian/Alaskan	5	16	21
Other	61	343	404
Unknown	53	222	275
Other race includes Asian, native Hawaiian/Pacific Islander, or other.			
Ethnicity	834	2,608	3,442
Hispanic	11	56	67
Non-Hispanic	205	1,463	1,668
Unknown	618	1,089	1,707
Gender	834	2,608	3,442
Female	210	1,457	1,667
Male	624	1,150	1,774
Unknown	0	1	1



COVID-19: Charlotte County vaccine summary

Vaccination data through May 18, 2021 as of May 19, 2021 at 12:05 AM

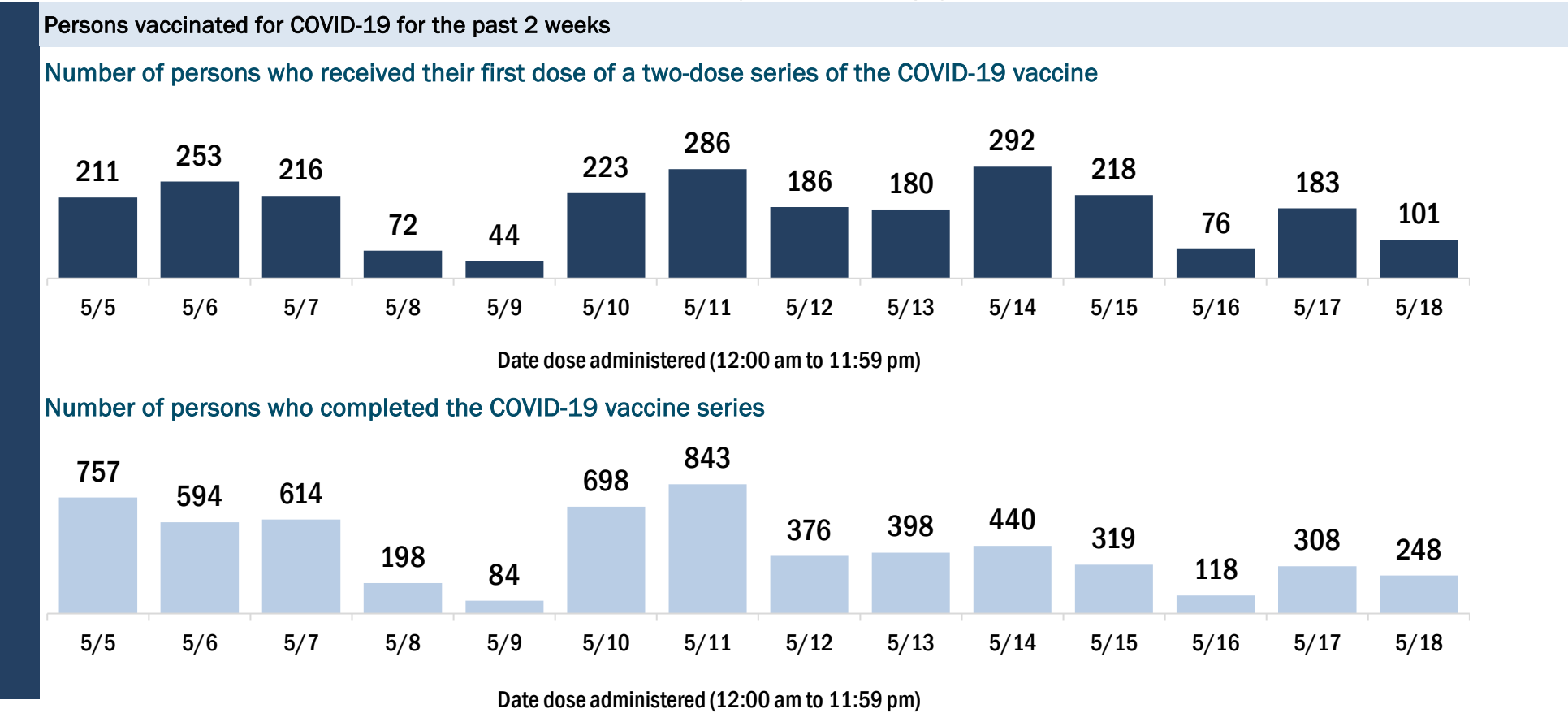
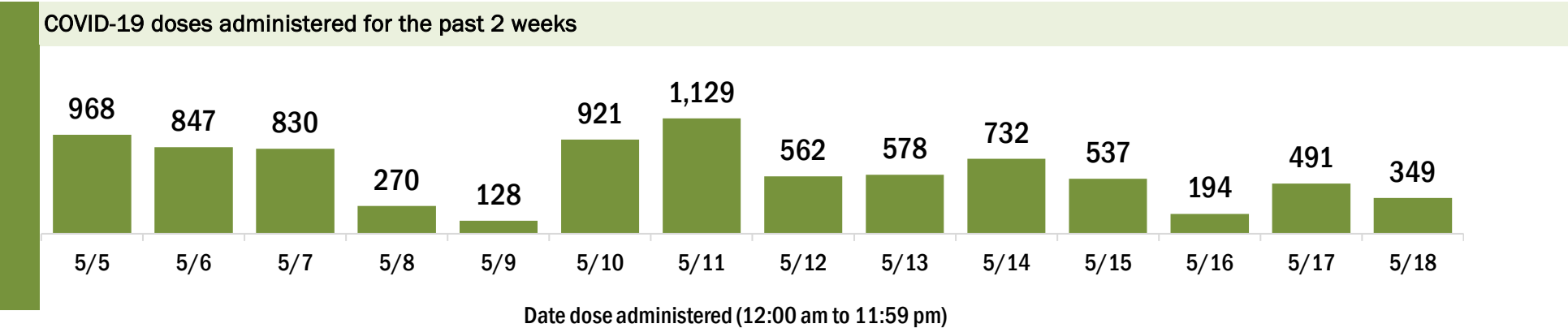
Data in this report are provisional and subject to change.

Data in this summary pertain to COVID-19 vaccines approved by the U.S. Food and Drug Administration and have been issued an Emergency Use Authorization (Janssen COVID-19 Vaccine, Moderna COVID-19 Vaccine and Pfizer-BioNTech COVID-19 Vaccine). These data summarize the number of people who have received either their first dose or have completed the series for a COVID-19 vaccine. **A person can only be counted in one category, first dose or series complete.** For persons receiving Moderna or Pfizer vaccines, once they receive their second dose, they are moved from the first dose column to the series completed column. **Because of this, the total first dose category may show a change from report to report not matching the total receiving their first dose from the previous day.** Persons receiving Johnson & Johnson vaccines will always be counted in the series completed column.

COVID-19 doses for vaccinated persons in Florida	
Doses administered	184,170
People receiving one dose of a 1-dose series (Johnson & Johnson) or receiving only one dose of a 2-dose series (Moderna, Pfizer) count once. Persons receiving both doses of a 2-dose series count twice.	

Current status of persons vaccinated for COVID-19 in Florida	
Total people vaccinated	106,817
First dose	23,164
Series completed	83,653
Completed 1-dose series	6,300
Completed 2-dose series	77,353
First dose: current number of people who have only received their first dose of the Moderna or Pfizer vaccine.	
Series complete: current number of people who have received both Moderna or Pfizer vaccine doses or one Johnson & Johnson dose and are considered fully immunized.	

Demographic summary	First dose	Series complete	Total people vaccinated
Age group	23,164	83,653	106,817
12-14 years	97	0	97
15-24 years	1,020	1,438	2,458
25-34 years	1,026	2,082	3,108
35-44 years	1,325	2,981	4,306
45-54 years	2,256	5,962	8,218
55-64 years	5,038	16,383	21,421
65-74 years	6,630	31,087	37,717
75-84 years	4,298	18,326	22,624
85+ years	1,474	5,394	6,868
Race	23,164	83,653	106,817
White	17,238	63,577	80,815
Black	779	1,802	2,581
American Indian/Alaskan	138	342	480
Other	1,686	5,606	7,292
Unknown	3,323	12,326	15,649
Other race includes Asian, native Hawaiian/Pacific Islander, or other.			
Ethnicity	23,164	83,653	106,817
Hispanic	1,092	2,518	3,610
Non-Hispanic	13,303	50,903	64,206
Unknown	8,769	30,232	39,001
Gender	23,164	83,653	106,817
Female	12,160	46,097	58,257
Male	10,971	37,527	48,498
Unknown	33	29	62



COVID-19: Citrus County vaccine summary

Vaccination data through May 18, 2021 as of May 19, 2021 at 12:05 AM

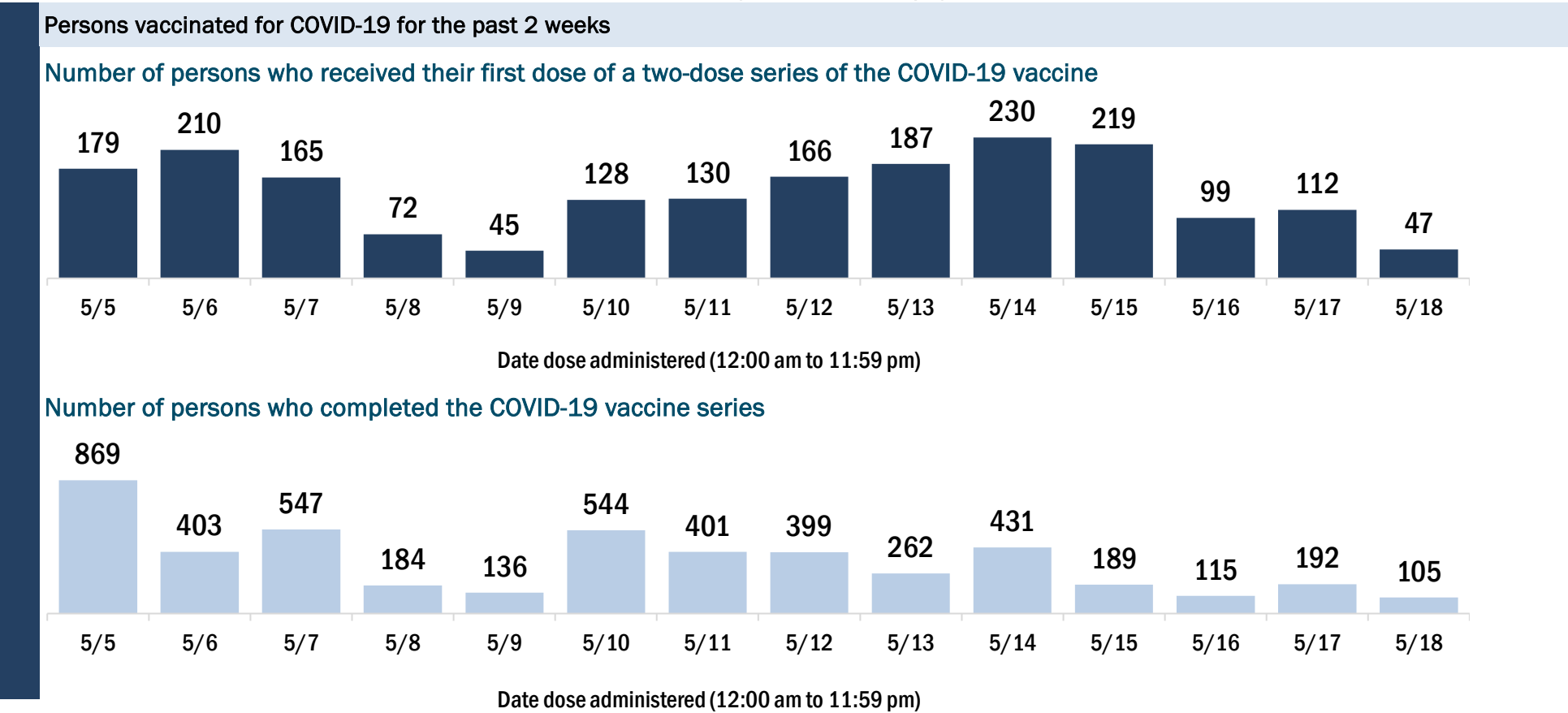
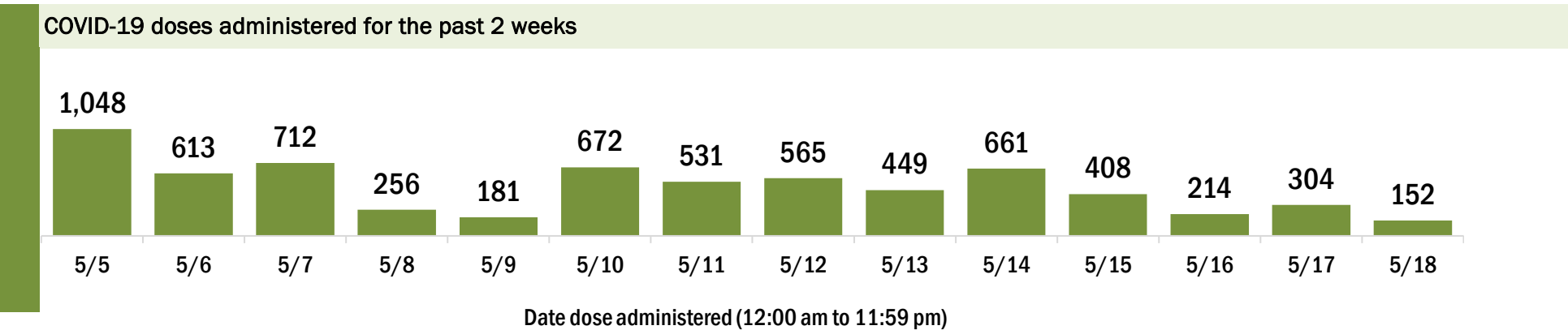
Data in this report are provisional and subject to change.

Data in this summary pertain to COVID-19 vaccines approved by the U.S. Food and Drug Administration and have been issued an Emergency Use Authorization (Janssen COVID-19 Vaccine, Moderna COVID-19 Vaccine and Pfizer-BioNTech COVID-19 Vaccine). These data summarize the number of people who have received either their first dose or have completed the series for a COVID-19 vaccine. **A person can only be counted in one category, first dose or series complete.** For persons receiving Moderna or Pfizer vaccines, once they receive their second dose, they are moved from the first dose column to the series completed column. **Because of this, the total first dose category may show a change from report to report not matching the total receiving their first dose from the previous day.** Persons receiving Johnson & Johnson vaccines will always be counted in the series completed column.

COVID-19 doses for vaccinated persons in Florida	
Doses administered	114,967
People receiving one dose of a 1-dose series (Johnson & Johnson) or receiving only one dose of a 2-dose series (Moderna, Pfizer) count once. Persons receiving both doses of a 2-dose series count twice.	

Current status of persons vaccinated for COVID-19 in Florida	
Total people vaccinated	63,576
First dose	9,854
Series completed	53,722
Completed 1-dose series	2,331
Completed 2-dose series	51,391
First dose: current number of people who have only received their first dose of the Moderna or Pfizer vaccine.	
Series complete: current number of people who have received both Moderna or Pfizer vaccine doses or one Johnson & Johnson dose and are considered fully immunized.	

Demographic summary	First dose	Series complete	Total people vaccinated
Age group	9,854	53,722	63,576
12-14 years	68	0	68
15-24 years	663	984	1,647
25-34 years	617	1,405	2,022
35-44 years	688	1,975	2,663
45-54 years	1,194	3,751	4,945
55-64 years	2,011	9,770	11,781
65-74 years	2,495	19,278	21,773
75-84 years	1,608	12,808	14,416
85+ years	510	3,751	4,261
Race	9,854	53,722	63,576
White	7,306	40,696	48,002
Black	215	809	1,024
American Indian/Alaskan	49	290	339
Other	741	3,516	4,257
Unknown	1,543	8,411	9,954
Other race includes Asian, native Hawaiian/Pacific Islander, or other.			
Ethnicity	9,854	53,722	63,576
Hispanic	449	1,792	2,241
Non-Hispanic	5,986	32,321	38,307
Unknown	3,419	19,609	23,028
Gender	9,854	53,722	63,576
Female	5,381	30,347	35,728
Male	4,451	23,360	27,811
Unknown	22	15	37



COVID-19: Clay County vaccine summary

Vaccination data through May 18, 2021 as of May 19, 2021 at 12:05 AM

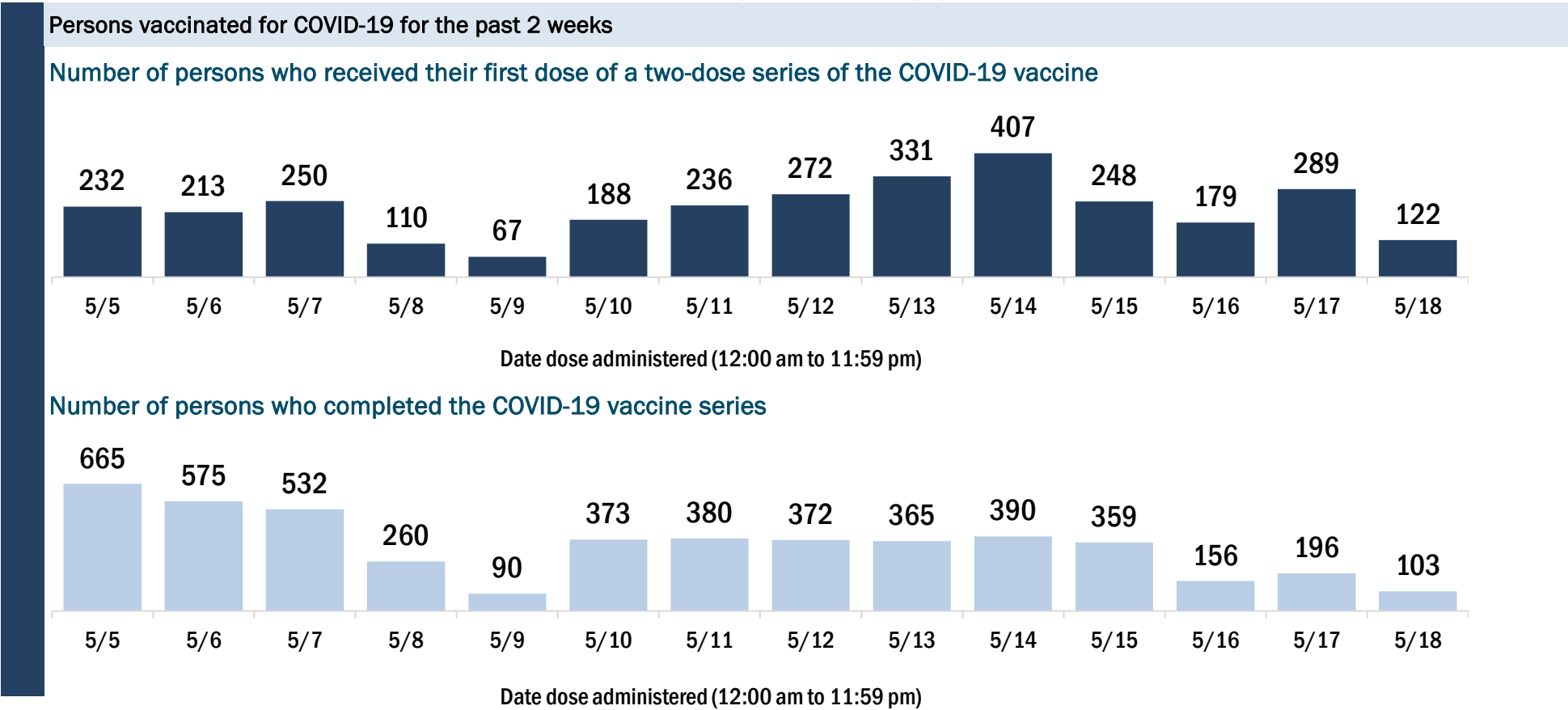
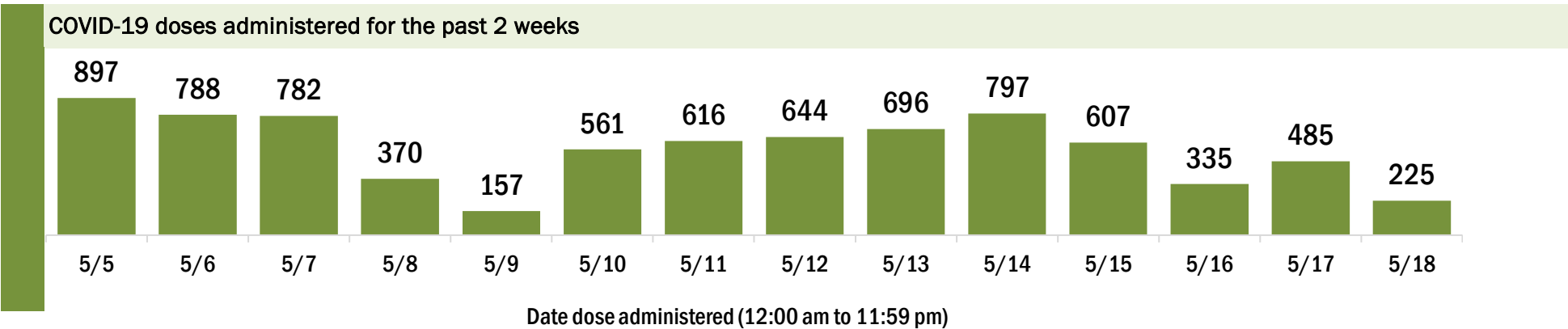
Data in this report are provisional and subject to change.

Data in this summary pertain to COVID-19 vaccines approved by the U.S. Food and Drug Administration and have been issued an Emergency Use Authorization (Janssen COVID-19 Vaccine, Moderna COVID-19 Vaccine and Pfizer-BioNTech COVID-19 Vaccine). These data summarize the number of people who have received either their first dose or have completed the series for a COVID-19 vaccine. **A person can only be counted in one category, first dose or series complete.** For persons receiving Moderna or Pfizer vaccines, once they receive their second dose, they are moved from the first dose column to the series completed column. **Because of this, the total first dose category may show a change from report to report not matching the total receiving their first dose from the previous day.** Persons receiving Johnson & Johnson vaccines will always be counted in the series completed column.

COVID-19 doses for vaccinated persons in Florida	
Doses administered	121,629
People receiving one dose of a 1-dose series (Johnson & Johnson) or receiving only one dose of a 2-dose series (Moderna, Pfizer) count once. Persons receiving both doses of a 2-dose series count twice.	

Current status of persons vaccinated for COVID-19 in Florida	
Total people vaccinated	68,514
First dose	11,528
Series completed	56,986
Completed 1-dose series	3,871
Completed 2-dose series	53,115
First dose: current number of people who have only received their first dose of the Moderna or Pfizer vaccine.	
Series complete: current number of people who have received both Moderna or Pfizer vaccine doses or one Johnson & Johnson dose and are considered fully immunized.	

Demographic summary	First dose	Series complete	Total people vaccinated
Age group	11,528	56,986	68,514
12-14 years	187	0	187
15-24 years	1,684	3,057	4,741
25-34 years	1,374	3,533	4,907
35-44 years	1,775	5,673	7,448
45-54 years	1,928	8,326	10,254
55-64 years	2,220	12,442	14,662
65-74 years	1,251	14,570	15,821
75-84 years	773	7,226	7,999
85+ years	336	2,159	2,495
Race	11,528	56,986	68,514
White	6,646	39,904	46,550
Black	1,061	4,121	5,182
American Indian/Alaskan	50	256	306
Other	1,520	5,660	7,180
Unknown	2,251	7,045	9,296
Other race includes Asian, native Hawaiian/Pacific Islander, or other.			
Ethnicity	11,528	56,986	68,514
Hispanic	926	3,256	4,182
Non-Hispanic	6,529	40,341	46,870
Unknown	4,073	13,389	17,462
Gender	11,528	56,986	68,514
Female	6,192	32,455	38,647
Male	5,163	24,525	29,688
Unknown	173	6	179



COVID-19: Collier County vaccine summary

Vaccination data through May 18, 2021 as of May 19, 2021 at 12:05 AM

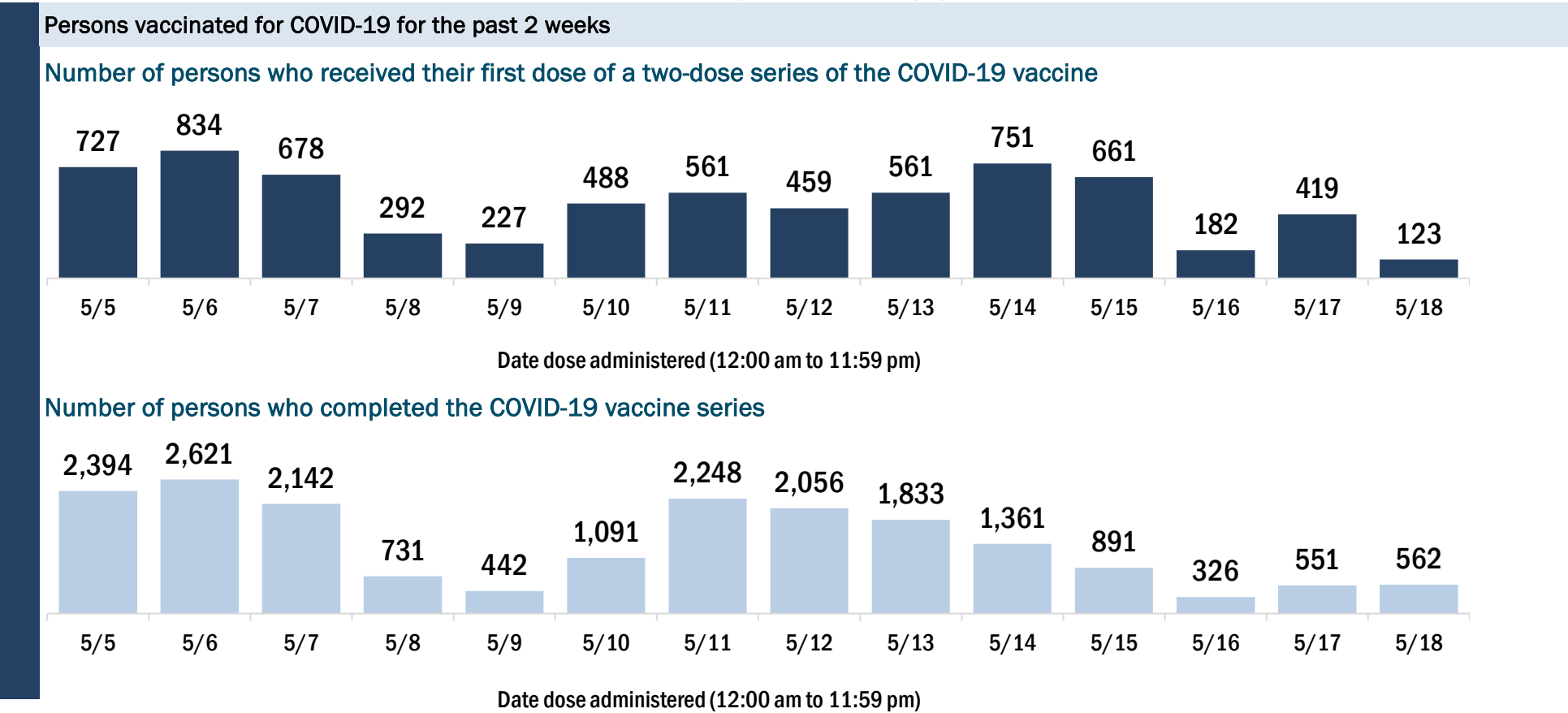
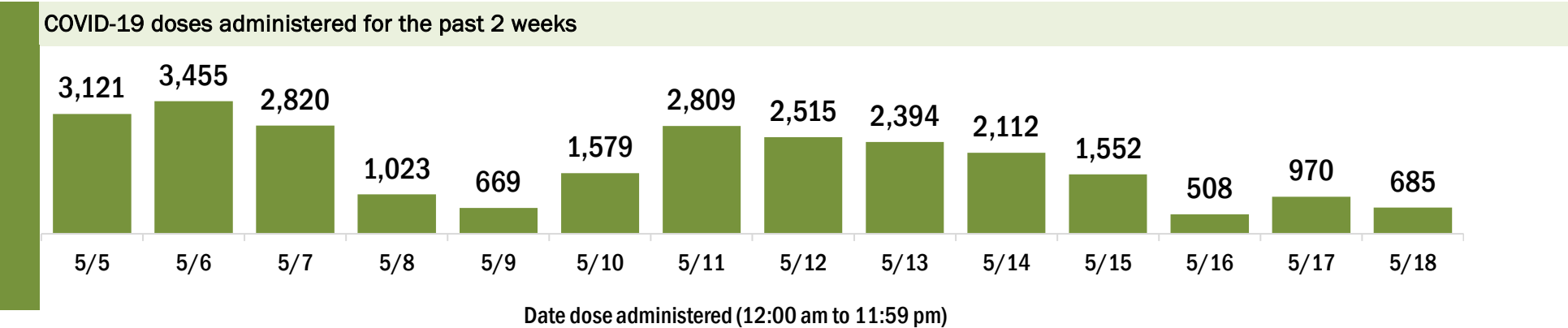
Data in this report are provisional and subject to change.

Data in this summary pertain to COVID-19 vaccines approved by the U.S. Food and Drug Administration and have been issued an Emergency Use Authorization (Janssen COVID-19 Vaccine, Moderna COVID-19 Vaccine and Pfizer-BioNTech COVID-19 Vaccine). These data summarize the number of people who have received either their first dose or have completed the series for a COVID-19 vaccine. **A person can only be counted in one category, first dose or series complete.** For persons receiving Moderna or Pfizer vaccines, once they receive their second dose, they are moved from the first dose column to the series completed column. **Because of this, the total first dose category may show a change from report to report not matching the total receiving their first dose from the previous day.** Persons receiving Johnson & Johnson vaccines will always be counted in the series completed column.

COVID-19 doses for vaccinated persons in Florida	
Doses administered	355,177
People receiving one dose of a 1-dose series (Johnson & Johnson) or receiving only one dose of a 2-dose series (Moderna, Pfizer) count once. Persons receiving both doses of a 2-dose series count twice.	

Current status of persons vaccinated for COVID-19 in Florida	
Total people vaccinated	202,838
First dose	35,875
Series completed	166,963
Completed 1-dose series	14,624
Completed 2-dose series	152,339
First dose: current number of people who have only received their first dose of the Moderna or Pfizer vaccine.	
Series complete: current number of people who have received both Moderna or Pfizer vaccine doses or one Johnson & Johnson dose and are considered fully immunized.	

Demographic summary	First dose	Series complete	Total people vaccinated
Age group	35,875	166,963	202,838
12-14 years	346	0	346
15-24 years	3,183	4,932	8,115
25-34 years	3,046	7,090	10,136
35-44 years	3,859	10,012	13,871
45-54 years	4,962	15,707	20,669
55-64 years	6,806	30,421	37,227
65-74 years	7,055	52,440	59,495
75-84 years	4,783	35,899	40,682
85+ years	1,835	10,462	12,297
Race	35,875	166,963	202,838
White	23,280	110,410	133,690
Black	907	2,518	3,425
American Indian/Alaskan	128	517	645
Other	4,026	14,035	18,061
Unknown	7,534	39,483	47,017
Other race includes Asian, native Hawaiian/Pacific Islander, or other.			
Ethnicity	35,875	166,963	202,838
Hispanic	6,878	15,836	22,714
Non-Hispanic	14,692	76,065	90,757
Unknown	14,305	75,062	89,367
Gender	35,875	166,963	202,838
Female	18,926	90,591	109,517
Male	16,715	76,079	92,794
Unknown	234	293	527



COVID-19: Columbia County vaccine summary

Vaccination data through May 18, 2021 as of May 19, 2021 at 12:05 AM

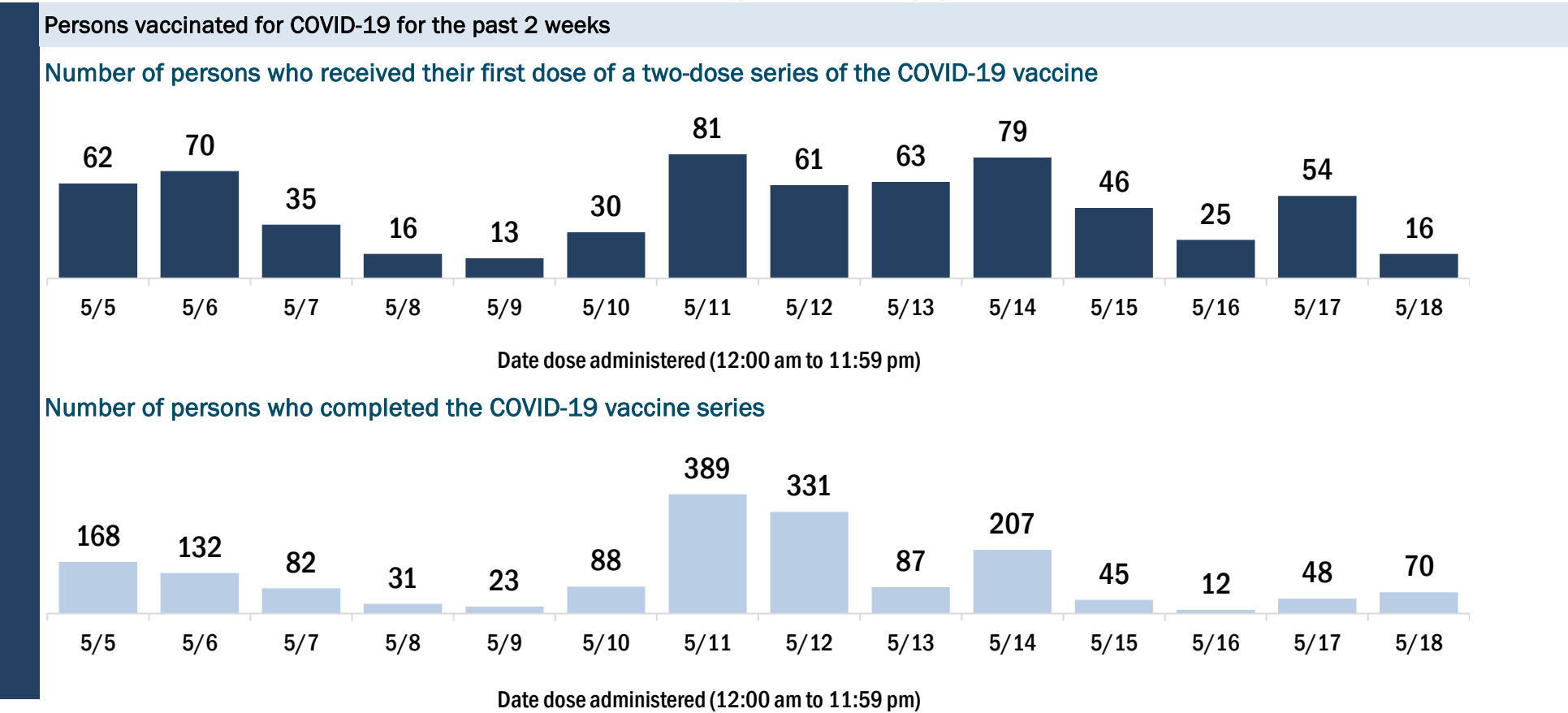
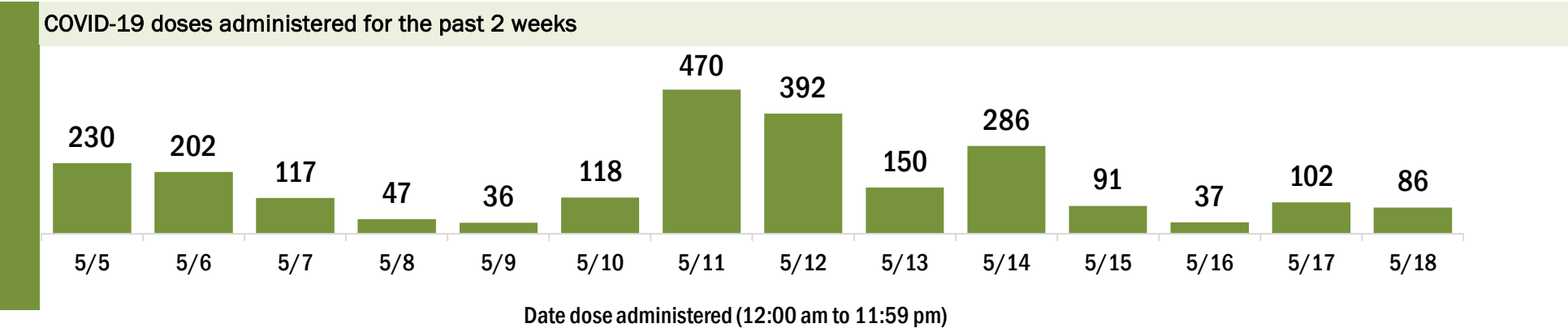
Data in this report are provisional and subject to change.

Data in this summary pertain to COVID-19 vaccines approved by the U.S. Food and Drug Administration and have been issued an Emergency Use Authorization (Janssen COVID-19 Vaccine, Moderna COVID-19 Vaccine and Pfizer-BioNTech COVID-19 Vaccine). These data summarize the number of people who have received either their first dose or have completed the series for a COVID-19 vaccine. **A person can only be counted in one category, first dose or series complete.** For persons receiving Moderna or Pfizer vaccines, once they receive their second dose, they are moved from the first dose column to the series completed column. **Because of this, the total first dose category may show a change from report to report not matching the total receiving their first dose from the previous day.** Persons receiving Johnson & Johnson vaccines will always be counted in the series completed column.

COVID-19 doses for vaccinated persons in Florida	
Doses administered	30,425
People receiving one dose of a 1-dose series (Johnson & Johnson) or receiving only one dose of a 2-dose series (Moderna, Pfizer) count once. Persons receiving both doses of a 2-dose series count twice.	

Current status of persons vaccinated for COVID-19 in Florida	
Total people vaccinated	17,280
First dose	2,338
Series completed	14,942
Completed 1-dose series	1,797
Completed 2-dose series	13,145
First dose: current number of people who have only received their first dose of the Moderna or Pfizer vaccine.	
Series complete: current number of people who have received both Moderna or Pfizer vaccine doses or one Johnson & Johnson dose and are considered fully immunized.	

Demographic summary	First dose	Series complete	Total people vaccinated
Age group	2,338	14,942	17,280
12-14 years	23	0	23
15-24 years	323	524	847
25-34 years	266	745	1,011
35-44 years	307	1,135	1,442
45-54 years	382	1,757	2,139
55-64 years	518	3,119	3,637
65-74 years	306	4,440	4,746
75-84 years	160	2,505	2,665
85+ years	53	717	770
Race	2,338	14,942	17,280
White	1,397	10,643	12,040
Black	304	1,803	2,107
American Indian/Alaskan	12	80	92
Other	294	1,033	1,327
Unknown	331	1,383	1,714
Other race includes Asian, native Hawaiian/Pacific Islander, or other.			
Ethnicity	2,338	14,942	17,280
Hispanic	186	574	760
Non-Hispanic	1,361	10,617	11,978
Unknown	791	3,751	4,542
Gender	2,338	14,942	17,280
Female	1,148	8,186	9,334
Male	1,185	6,756	7,941
Unknown	5	0	5



COVID-19: Dade County vaccine summary

Vaccination data through May 18, 2021 as of May 19, 2021 at 12:05 AM

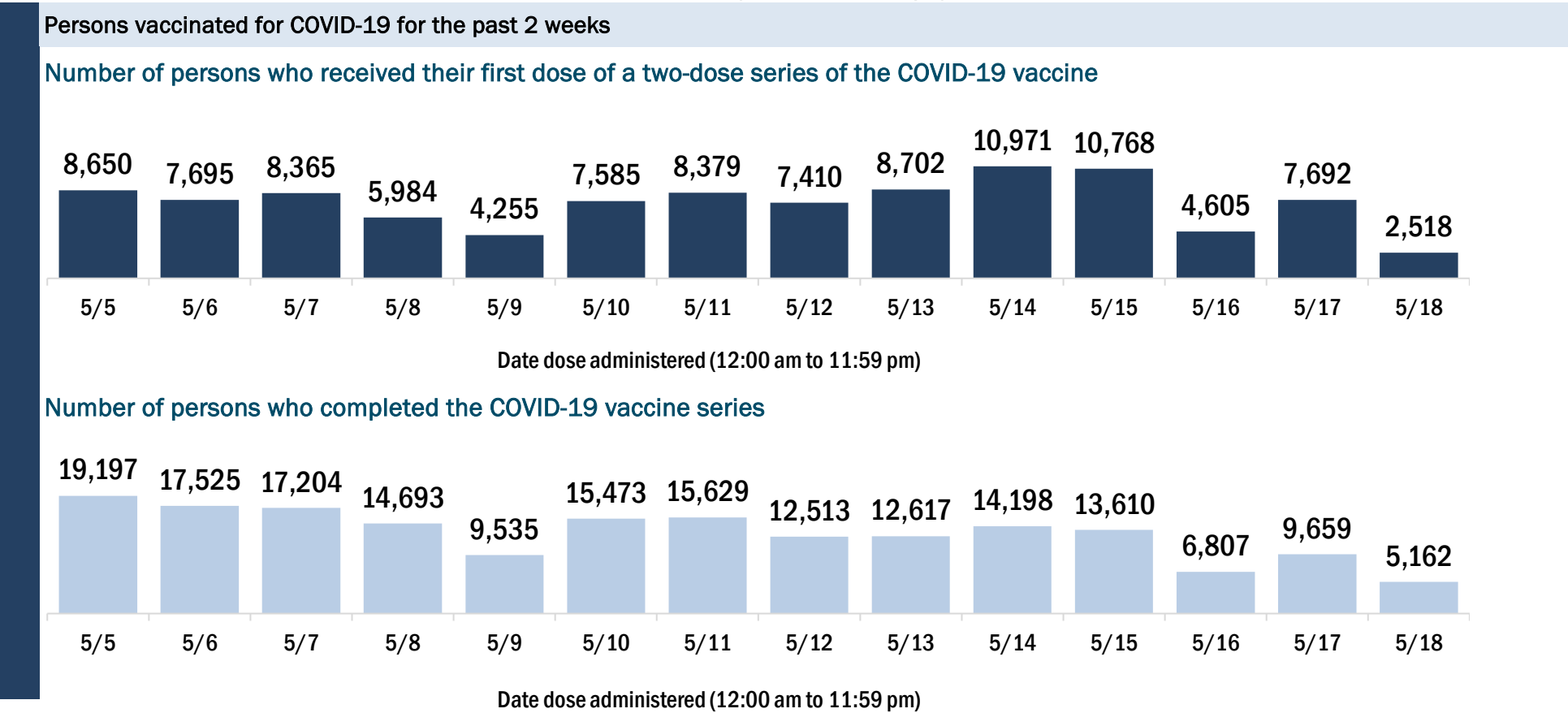
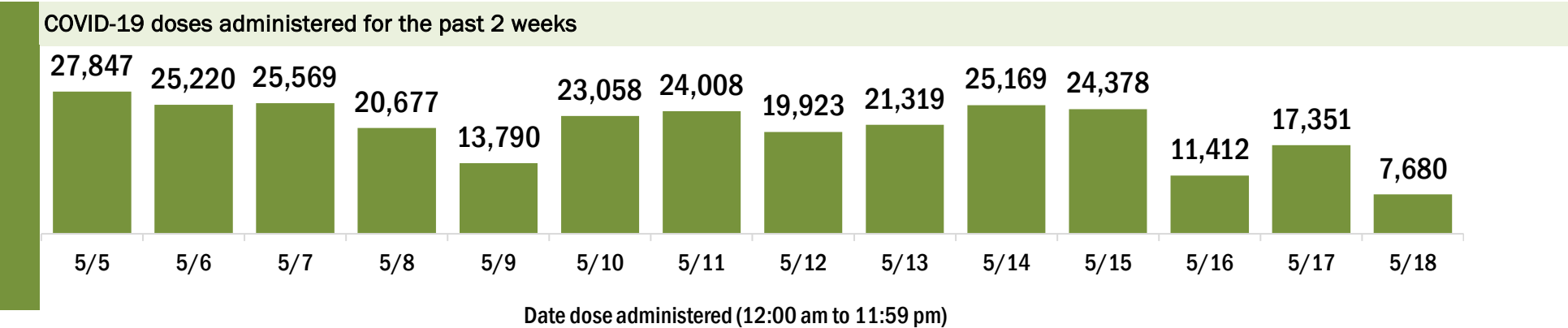
Data in this report are provisional and subject to change.

Data in this summary pertain to COVID-19 vaccines approved by the U.S. Food and Drug Administration and have been issued an Emergency Use Authorization (Janssen COVID-19 Vaccine, Moderna COVID-19 Vaccine and Pfizer-BioNTech COVID-19 Vaccine). These data summarize the number of people who have received either their first dose or have completed the series for a COVID-19 vaccine. **A person can only be counted in one category, first dose or series complete.** For persons receiving Moderna or Pfizer vaccines, once they receive their second dose, they are moved from the first dose column to the series completed column. **Because of this, the total first dose category may show a change from report to report not matching the total receiving their first dose from the previous day.** Persons receiving Johnson & Johnson vaccines will always be counted in the series completed column.

COVID-19 doses for vaccinated persons in Florida	
Doses administered	2,365,282
People receiving one dose of a 1-dose series (Johnson & Johnson) or receiving only one dose of a 2-dose series (Moderna, Pfizer) count once. Persons receiving both doses of a 2-dose series count twice.	

Current status of persons vaccinated for COVID-19 in Florida	
Total people vaccinated	1,422,724
First dose	342,734
Series completed	1,079,990
Completed 1-dose series	137,432
Completed 2-dose series	942,558
First dose: current number of people who have only received their first dose of the Moderna or Pfizer vaccine.	
Series complete: current number of people who have received both Moderna or Pfizer vaccine doses or one Johnson & Johnson dose and are considered fully immunized.	

Demographic summary	First dose	Series complete	Total people vaccinated
Age group	342,734	1,079,990	1,422,724
12-14 years	5,937	0	5,937
15-24 years	39,482	70,632	110,114
25-34 years	49,420	112,311	161,731
35-44 years	57,071	150,415	207,486
45-54 years	61,585	197,933	259,518
55-64 years	55,430	219,010	274,440
65-74 years	42,032	181,930	223,962
75-84 years	22,121	107,041	129,162
85+ years	9,656	40,718	50,374
Race	342,734	1,079,990	1,422,724
White	225,874	761,512	987,386
Black	21,762	67,769	89,531
American Indian/Alaskan	1,761	2,522	4,283
Other	43,442	118,597	162,039
Unknown	49,895	129,590	179,485
Other race includes Asian, native Hawaiian/Pacific Islander, or other.			
Ethnicity	342,734	1,079,990	1,422,724
Hispanic	184,370	541,114	725,484
Non-Hispanic	52,225	216,657	268,882
Unknown	106,139	322,219	428,358
Gender	342,734	1,079,990	1,422,724
Female	177,043	581,442	758,485
Male	163,369	496,670	660,039
Unknown	2,322	1,878	4,200



COVID-19: Desoto County vaccine summary

Vaccination data through May 18, 2021 as of May 19, 2021 at 12:05 AM

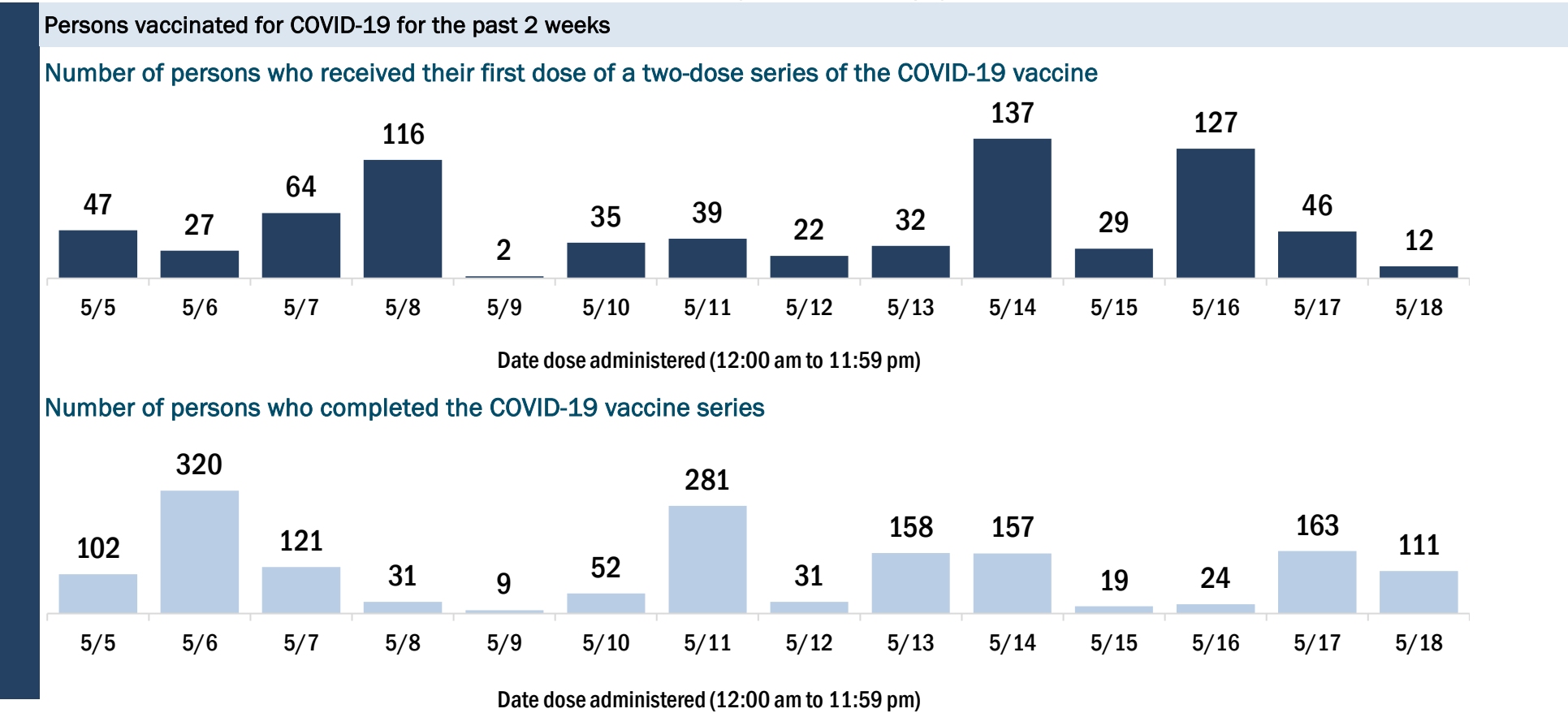
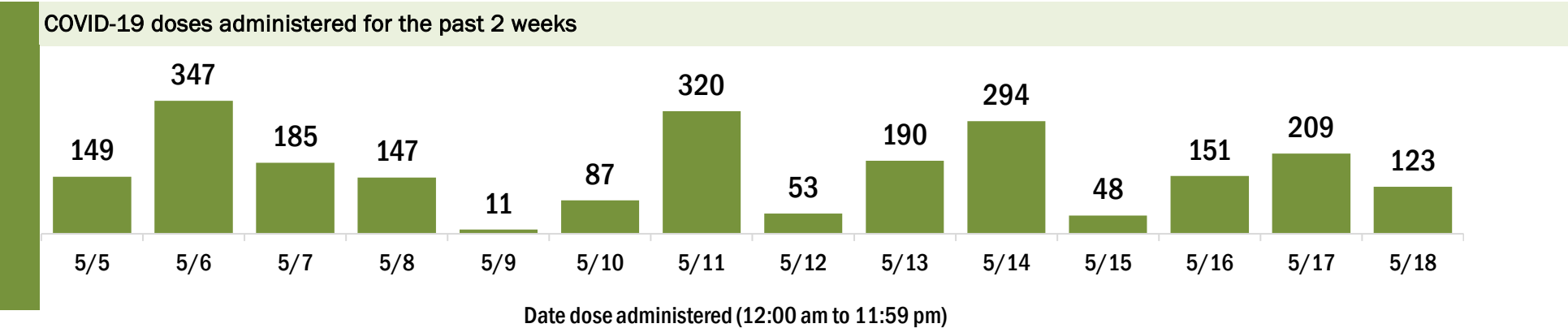
Data in this report are provisional and subject to change.

Data in this summary pertain to COVID-19 vaccines approved by the U.S. Food and Drug Administration and have been issued an Emergency Use Authorization (Janssen COVID-19 Vaccine, Moderna COVID-19 Vaccine and Pfizer-BioNTech COVID-19 Vaccine). These data summarize the number of people who have received either their first dose or have completed the series for a COVID-19 vaccine. **A person can only be counted in one category, first dose or series complete.** For persons receiving Moderna or Pfizer vaccines, once they receive their second dose, they are moved from the first dose column to the series completed column. **Because of this, the total first dose category may show a change from report to report not matching the total receiving their first dose from the previous day.** Persons receiving Johnson & Johnson vaccines will always be counted in the series completed column.

COVID-19 doses for vaccinated persons in Florida	
Doses administered	21,540
People receiving one dose of a 1-dose series (Johnson & Johnson) or receiving only one dose of a 2-dose series (Moderna, Pfizer) count once. Persons receiving both doses of a 2-dose series count twice.	

Current status of persons vaccinated for COVID-19 in Florida	
Total people vaccinated	13,176
First dose	4,020
Series completed	9,156
Completed 1-dose series	792
Completed 2-dose series	8,364
First dose: current number of people who have only received their first dose of the Moderna or Pfizer vaccine.	
Series complete: current number of people who have received both Moderna or Pfizer vaccine doses or one Johnson & Johnson dose and are considered fully immunized.	

Demographic summary	First dose	Series complete	Total people vaccinated
Age group	4,020	9,156	13,176
12-14 years	21	0	21
15-24 years	369	329	698
25-34 years	550	533	1,083
35-44 years	645	635	1,280
45-54 years	731	876	1,607
55-64 years	753	1,616	2,369
65-74 years	556	2,862	3,418
75-84 years	312	1,875	2,187
85+ years	83	430	513
Race	4,020	9,156	13,176
White	1,828	6,335	8,163
Black	406	481	887
American Indian/Alaskan	13	37	50
Other	1,044	1,249	2,293
Unknown	729	1,054	1,783
Other race includes Asian, native Hawaiian/Pacific Islander, or other.			
Ethnicity	4,020	9,156	13,176
Hispanic	1,312	1,386	2,698
Non-Hispanic	1,526	4,448	5,974
Unknown	1,182	3,322	4,504
Gender	4,020	9,156	13,176
Female	1,231	4,753	5,984
Male	2,789	4,402	7,191
Unknown	0	1	1



COVID-19: Dixie County vaccine summary

Vaccination data through May 18, 2021 as of May 19, 2021 at 12:05 AM

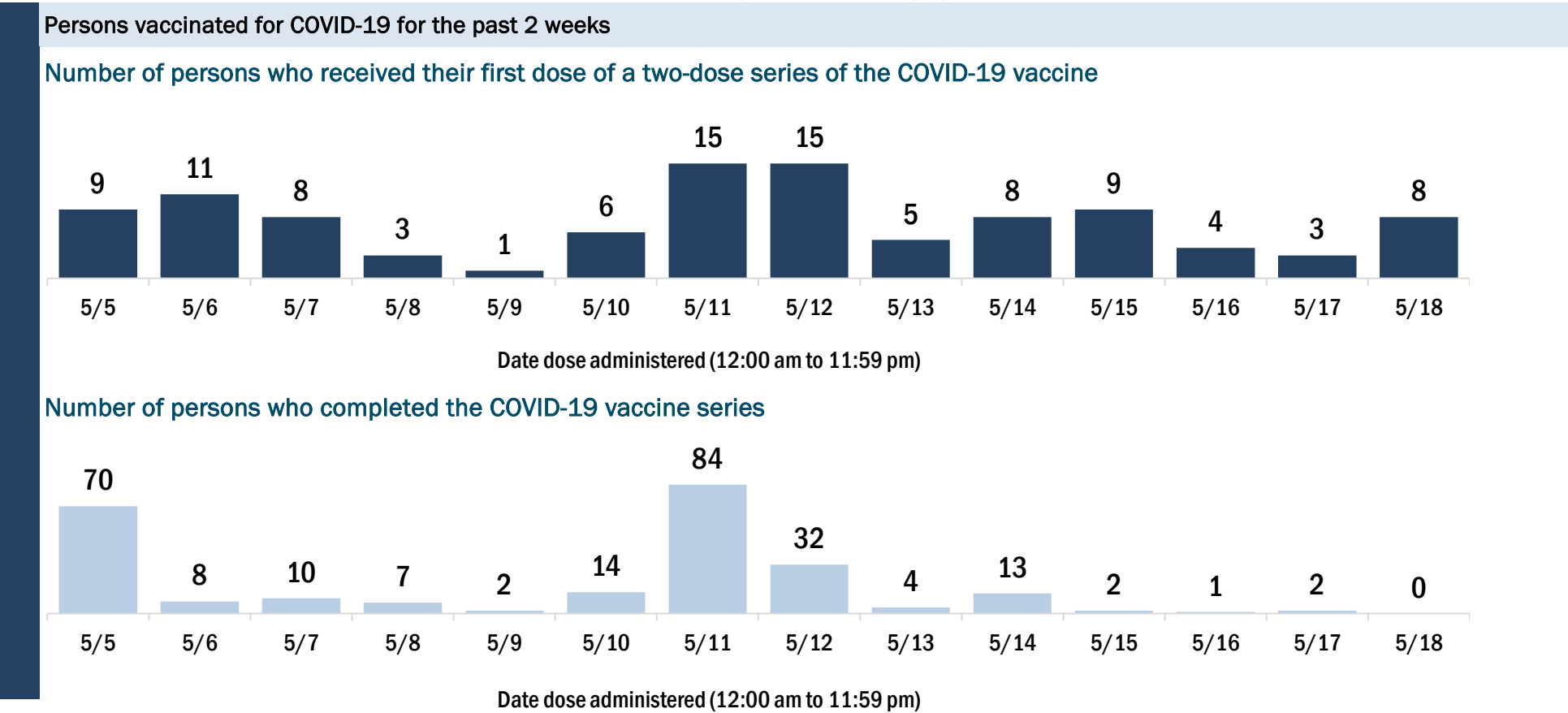
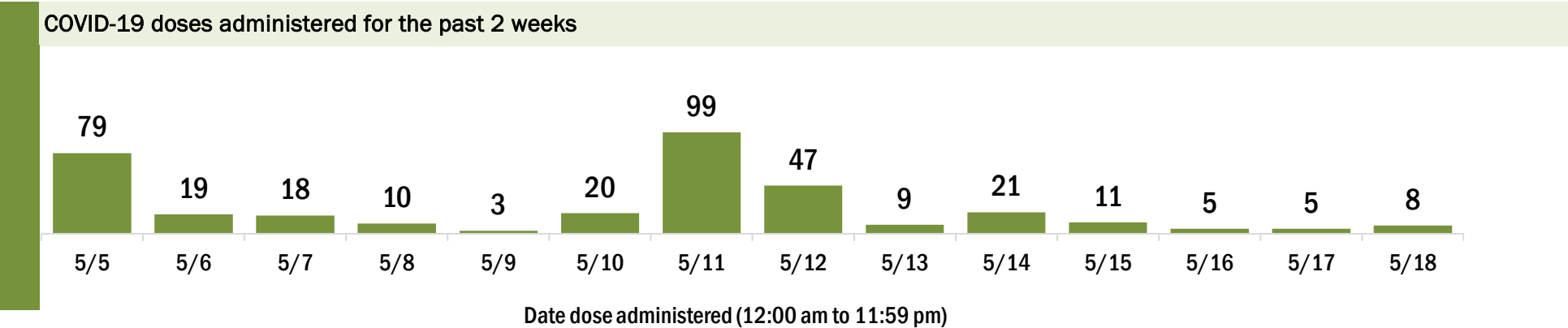
Data in this report are provisional and subject to change.

Data in this summary pertain to COVID-19 vaccines approved by the U.S. Food and Drug Administration and have been issued an Emergency Use Authorization (Janssen COVID-19 Vaccine, Moderna COVID-19 Vaccine and Pfizer-BioNTech COVID-19 Vaccine). These data summarize the number of people who have received either their first dose or have completed the series for a COVID-19 vaccine. **A person can only be counted in one category, first dose or series complete.** For persons receiving Moderna or Pfizer vaccines, once they receive their second dose, they are moved from the first dose column to the series completed column. **Because of this, the total first dose category may show a change from report to report not matching the total receiving their first dose from the previous day.** Persons receiving Johnson & Johnson vaccines will always be counted in the series completed column.

COVID-19 doses for vaccinated persons in Florida	
Doses administered	6,685
People receiving one dose of a 1-dose series (Johnson & Johnson) or receiving only one dose of a 2-dose series (Moderna, Pfizer) count once. Persons receiving both doses of a 2-dose series count twice.	

Current status of persons vaccinated for COVID-19 in Florida	
Total people vaccinated	4,033
First dose	950
Series completed	3,083
Completed 1-dose series	431
Completed 2-dose series	2,652
First dose: current number of people who have only received their first dose of the Moderna or Pfizer vaccine.	
Series complete: current number of people who have received both Moderna or Pfizer vaccine doses or one Johnson & Johnson dose and are considered fully immunized.	

Demographic summary	First dose	Series complete	Total people vaccinated
Age group	950	3,083	4,033
12-14 years	3	0	3
15-24 years	39	43	82
25-34 years	79	57	136
35-44 years	175	139	314
45-54 years	224	248	472
55-64 years	244	713	957
65-74 years	115	1,129	1,244
75-84 years	52	605	657
85+ years	19	149	168
Race	950	3,083	4,033
White	654	2,673	3,327
Black	213	153	366
American Indian/Alaskan	4	17	21
Other	42	85	127
Unknown	37	155	192
Other race includes Asian, native Hawaiian/Pacific Islander, or other.			
Ethnicity	950	3,083	4,033
Hispanic	40	63	103
Non-Hispanic	761	2,343	3,104
Unknown	149	677	826
Gender	950	3,083	4,033
Female	216	1,590	1,806
Male	734	1,493	2,227
Unknown	0	0	0



COVID-19: Duval County vaccine summary

Vaccination data through May 18, 2021 as of May 19, 2021 at 12:05 AM

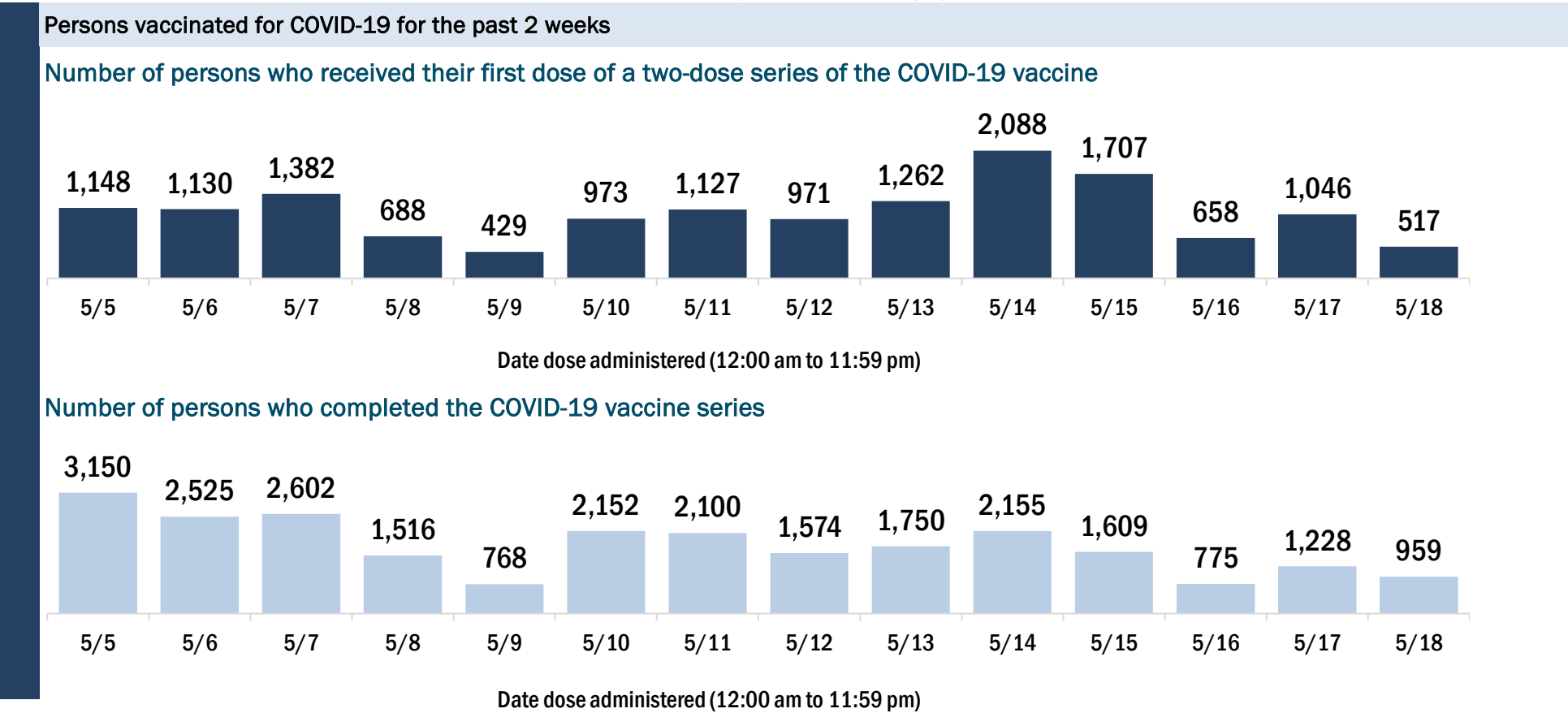
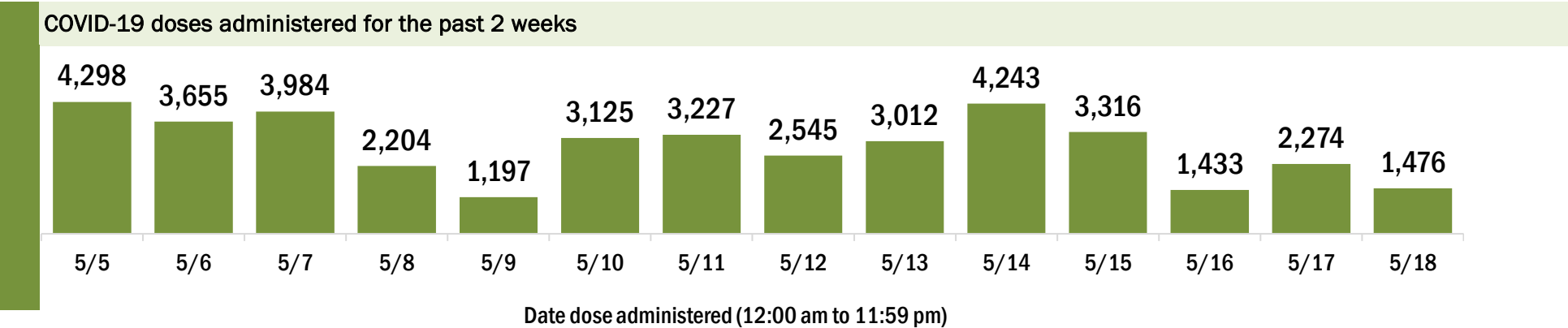
Data in this report are provisional and subject to change.

Data in this summary pertain to COVID-19 vaccines approved by the U.S. Food and Drug Administration and have been issued an Emergency Use Authorization (Janssen COVID-19 Vaccine, Moderna COVID-19 Vaccine and Pfizer-BioNTech COVID-19 Vaccine). These data summarize the number of people who have received either their first dose or have completed the series for a COVID-19 vaccine. **A person can only be counted in one category, first dose or series complete.** For persons receiving Moderna or Pfizer vaccines, once they receive their second dose, they are moved from the first dose column to the series completed column. **Because of this, the total first dose category may show a change from report to report not matching the total receiving their first dose from the previous day.** Persons receiving Johnson & Johnson vaccines will always be counted in the series completed column.

COVID-19 doses for vaccinated persons in Florida	
Doses administered	613,872
People receiving one dose of a 1-dose series (Johnson & Johnson) or receiving only one dose of a 2-dose series (Moderna, Pfizer) count once. Persons receiving both doses of a 2-dose series count twice.	

Current status of persons vaccinated for COVID-19 in Florida	
Total people vaccinated	352,191
First dose	62,895
Series completed	289,296
Completed 1-dose series	27,615
Completed 2-dose series	261,681
First dose: current number of people who have only received their first dose of the Moderna or Pfizer vaccine.	
Series complete: current number of people who have received both Moderna or Pfizer vaccine doses or one Johnson & Johnson dose and are considered fully immunized.	

Demographic summary	First dose	Series complete	Total people vaccinated
Age group	62,895	289,296	352,191
12-14 years	1,184	0	1,184
15-24 years	7,505	15,984	23,489
25-34 years	9,188	30,168	39,356
35-44 years	9,137	35,682	44,819
45-54 years	9,220	44,779	53,999
55-64 years	10,185	63,371	73,556
65-74 years	10,211	61,856	72,067
75-84 years	4,291	27,848	32,139
85+ years	1,974	9,608	11,582
Race	62,895	289,296	352,191
White	30,484	165,899	196,383
Black	10,009	47,995	58,004
American Indian/Alaskan	199	710	909
Other	9,543	37,946	47,489
Unknown	12,660	36,746	49,406
Other race includes Asian, native Hawaiian/Pacific Islander, or other.			
Ethnicity	62,895	289,296	352,191
Hispanic	5,026	17,499	22,525
Non-Hispanic	37,433	206,543	243,976
Unknown	20,436	65,254	85,690
Gender	62,895	289,296	352,191
Female	32,470	162,940	195,410
Male	27,957	126,167	154,124
Unknown	2,468	189	2,657



COVID-19: Escambia County vaccine summary

Vaccination data through May 18, 2021 as of May 19, 2021 at 12:05 AM

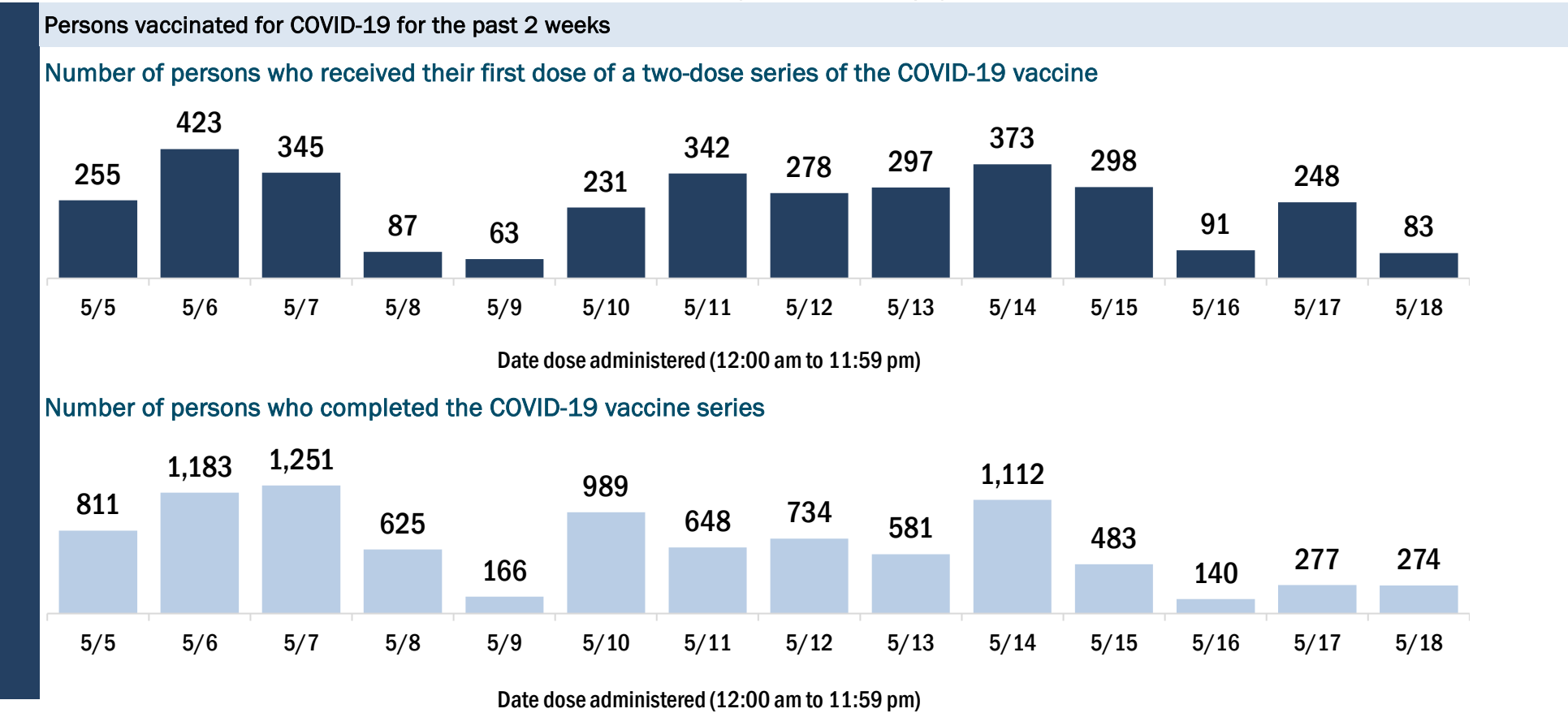
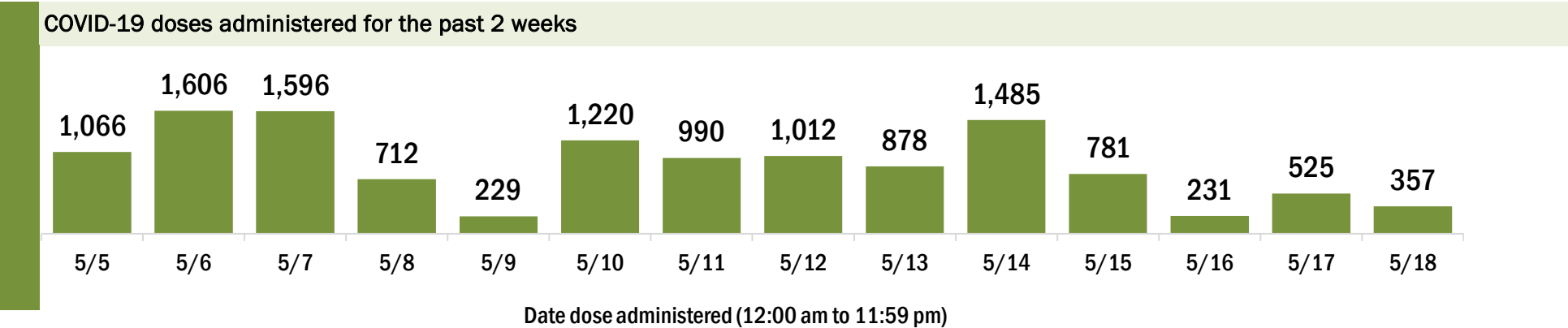
Data in this report are provisional and subject to change.

Data in this summary pertain to COVID-19 vaccines approved by the U.S. Food and Drug Administration and have been issued an Emergency Use Authorization (Janssen COVID-19 Vaccine, Moderna COVID-19 Vaccine and Pfizer-BioNTech COVID-19 Vaccine). These data summarize the number of people who have received either their first dose or have completed the series for a COVID-19 vaccine. **A person can only be counted in one category, first dose or series complete.** For persons receiving Moderna or Pfizer vaccines, once they receive their second dose, they are moved from the first dose column to the series completed column. **Because of this, the total first dose category may show a change from report to report not matching the total receiving their first dose from the previous day.** Persons receiving Johnson & Johnson vaccines will always be counted in the series completed column.

COVID-19 doses for vaccinated persons in Florida	
Doses administered	182,253
People receiving one dose of a 1-dose series (Johnson & Johnson) or receiving only one dose of a 2-dose series (Moderna, Pfizer) count once. Persons receiving both doses of a 2-dose series count twice.	

Current status of persons vaccinated for COVID-19 in Florida	
Total people vaccinated	104,796
First dose	19,037
Series completed	85,759
Completed 1-dose series	8,302
Completed 2-dose series	77,457
First dose: current number of people who have only received their first dose of the Moderna or Pfizer vaccine.	
Series complete: current number of people who have received both Moderna or Pfizer vaccine doses or one Johnson & Johnson dose and are considered fully immunized.	

Demographic summary	First dose	Series complete	Total people vaccinated
Age group	19,037	85,759	104,796
12-14 years	120	0	120
15-24 years	2,051	4,259	6,310
25-34 years	2,659	6,842	9,501
35-44 years	2,320	7,837	10,157
45-54 years	2,641	10,881	13,522
55-64 years	3,359	19,033	22,392
65-74 years	3,331	21,547	24,878
75-84 years	1,801	11,331	13,132
85+ years	755	4,029	4,784
Race	19,037	85,759	104,796
White	9,781	51,963	61,744
Black	2,869	12,373	15,242
American Indian/Alaskan	116	621	737
Other	1,950	8,135	10,085
Unknown	4,321	12,667	16,988
Other race includes Asian, native Hawaiian/Pacific Islander, or other.			
Ethnicity	19,037	85,759	104,796
Hispanic	807	2,569	3,376
Non-Hispanic	10,669	60,106	70,775
Unknown	7,561	23,084	30,645
Gender	19,037	85,759	104,796
Female	10,480	49,194	59,674
Male	8,496	36,464	44,960
Unknown	61	101	162



COVID-19: Flagler County vaccine summary

Vaccination data through May 18, 2021 as of May 19, 2021 at 12:05 AM

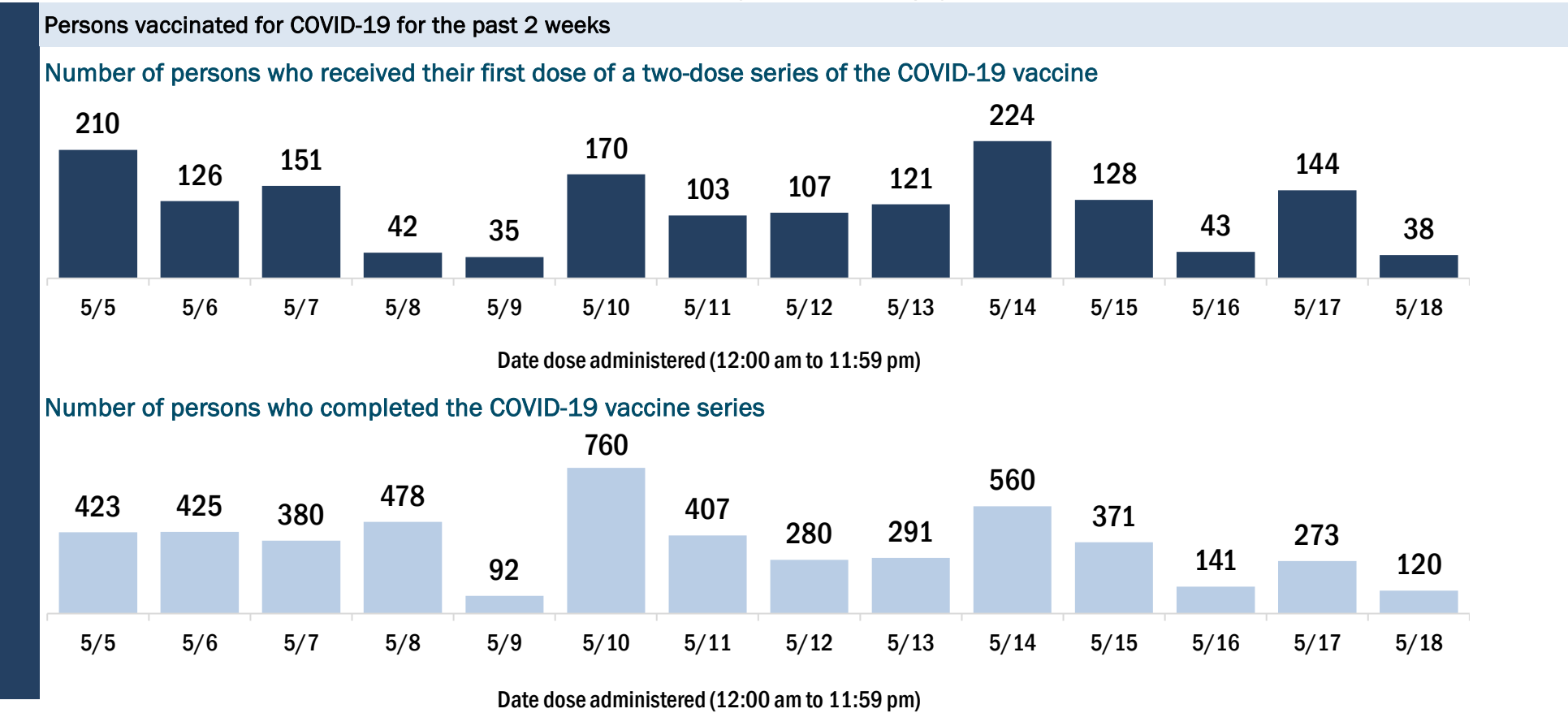
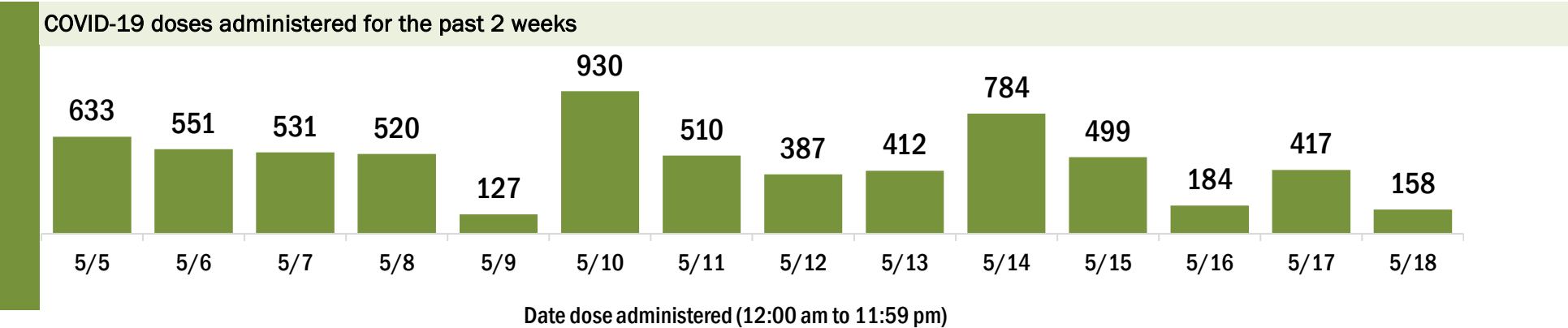
Data in this report are provisional and subject to change.

Data in this summary pertain to COVID-19 vaccines approved by the U.S. Food and Drug Administration and have been issued an Emergency Use Authorization (Janssen COVID-19 Vaccine, Moderna COVID-19 Vaccine and Pfizer-BioNTech COVID-19 Vaccine). These data summarize the number of people who have received either their first dose or have completed the series for a COVID-19 vaccine. **A person can only be counted in one category, first dose or series complete.** For persons receiving Moderna or Pfizer vaccines, once they receive their second dose, they are moved from the first dose column to the series completed column. **Because of this, the total first dose category may show a change from report to report not matching the total receiving their first dose from the previous day.** Persons receiving Johnson & Johnson vaccines will always be counted in the series completed column.

COVID-19 doses for vaccinated persons in Florida	
Doses administered	99,776
People receiving one dose of a 1-dose series (Johnson & Johnson) or receiving only one dose of a 2-dose series (Moderna, Pfizer) count once. Persons receiving both doses of a 2-dose series count twice.	

Current status of persons vaccinated for COVID-19 in Florida	
Total people vaccinated	55,879
First dose	9,034
Series completed	46,845
Completed 1-dose series	2,948
Completed 2-dose series	43,897
First dose: current number of people who have only received their first dose of the Moderna or Pfizer vaccine.	
Series complete: current number of people who have received both Moderna or Pfizer vaccine doses or one Johnson & Johnson dose and are considered fully immunized.	

Demographic summary	First dose	Series complete	Total people vaccinated
Age group	9,034	46,845	55,879
12-14 years	87	0	87
15-24 years	761	1,464	2,225
25-34 years	705	1,722	2,427
35-44 years	914	2,827	3,741
45-54 years	1,296	4,704	6,000
55-64 years	1,979	9,219	11,198
65-74 years	1,756	15,466	17,222
75-84 years	1,099	8,975	10,074
85+ years	437	2,468	2,905
Race	9,034	46,845	55,879
White	5,392	31,587	36,979
Black	629	3,113	3,742
American Indian/Alaskan	54	271	325
Other	890	4,231	5,121
Unknown	2,069	7,643	9,712
Other race includes Asian, native Hawaiian/Pacific Islander, or other.			
Ethnicity	9,034	46,845	55,879
Hispanic	868	3,094	3,962
Non-Hispanic	4,899	28,438	33,337
Unknown	3,267	15,313	18,580
Gender	9,034	46,845	55,879
Female	4,787	26,029	30,816
Male	4,174	20,580	24,754
Unknown	73	236	309



COVID-19: Franklin County vaccine summary

Vaccination data through May 18, 2021 as of May 19, 2021 at 12:05 AM

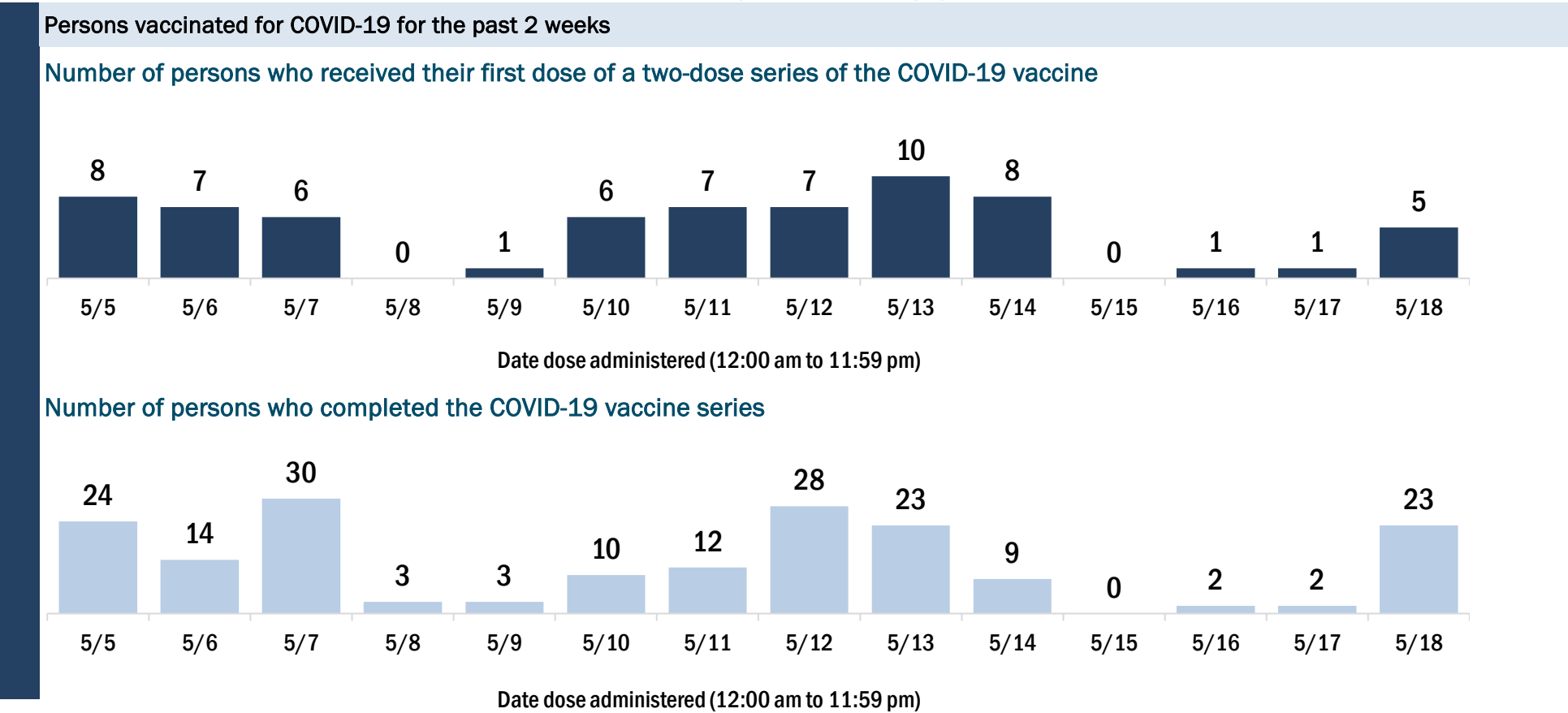
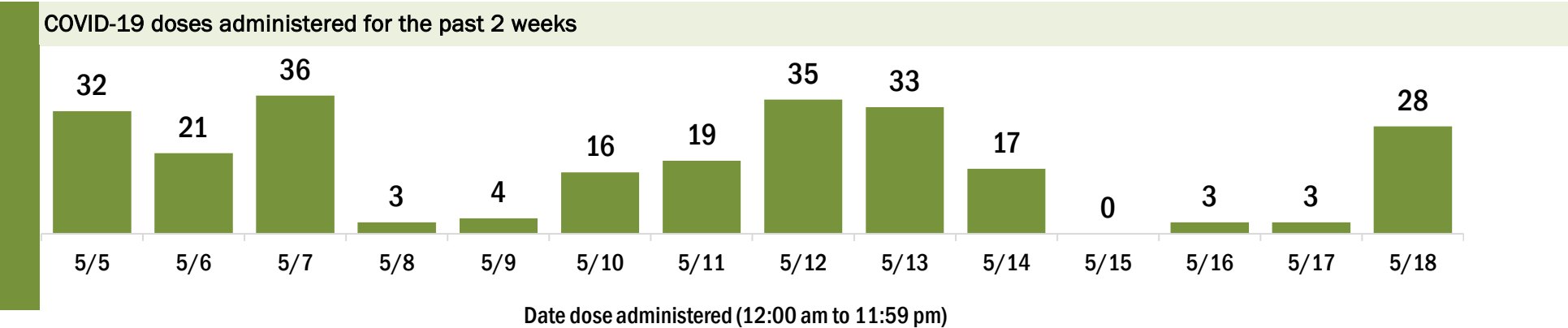
Data in this report are provisional and subject to change.

Data in this summary pertain to COVID-19 vaccines approved by the U.S. Food and Drug Administration and have been issued an Emergency Use Authorization (Janssen COVID-19 Vaccine, Moderna COVID-19 Vaccine and Pfizer-BioNTech COVID-19 Vaccine). These data summarize the number of people who have received either their first dose or have completed the series for a COVID-19 vaccine. **A person can only be counted in one category, first dose or series complete.** For persons receiving Moderna or Pfizer vaccines, once they receive their second dose, they are moved from the first dose column to the series completed column. **Because of this, the total first dose category may show a change from report to report not matching the total receiving their first dose from the previous day.** Persons receiving Johnson & Johnson vaccines will always be counted in the series completed column.

COVID-19 doses for vaccinated persons in Florida	
Doses administered	7,637
People receiving one dose of a 1-dose series (Johnson & Johnson) or receiving only one dose of a 2-dose series (Moderna, Pfizer) count once. Persons receiving both doses of a 2-dose series count twice.	

Current status of persons vaccinated for COVID-19 in Florida	
Total people vaccinated	4,263
First dose	759
Series completed	3,504
Completed 1-dose series	130
Completed 2-dose series	3,374
First dose: current number of people who have only received their first dose of the Moderna or Pfizer vaccine.	
Series complete: current number of people who have received both Moderna or Pfizer vaccine doses or one Johnson & Johnson dose and are considered fully immunized.	

Demographic summary	First dose	Series complete	Total people vaccinated
Age group	759	3,504	4,263
12-14 years	1	0	1
15-24 years	19	51	70
25-34 years	113	86	199
35-44 years	138	139	277
45-54 years	150	300	450
55-64 years	159	781	940
65-74 years	127	1,379	1,506
75-84 years	40	640	680
85+ years	12	128	140
Race	759	3,504	4,263
White	501	3,123	3,624
Black	175	162	337
American Indian/Alaskan	0	10	10
Other	32	142	174
Unknown	51	67	118
Other race includes Asian, native Hawaiian/Pacific Islander, or other.			
Ethnicity	759	3,504	4,263
Hispanic	12	54	66
Non-Hispanic	336	3,012	3,348
Unknown	411	438	849
Gender	759	3,504	4,263
Female	213	1,852	2,065
Male	546	1,652	2,198
Unknown	0	0	0



COVID-19: Gadsden County vaccine summary

Vaccination data through May 18, 2021 as of May 19, 2021 at 12:05 AM

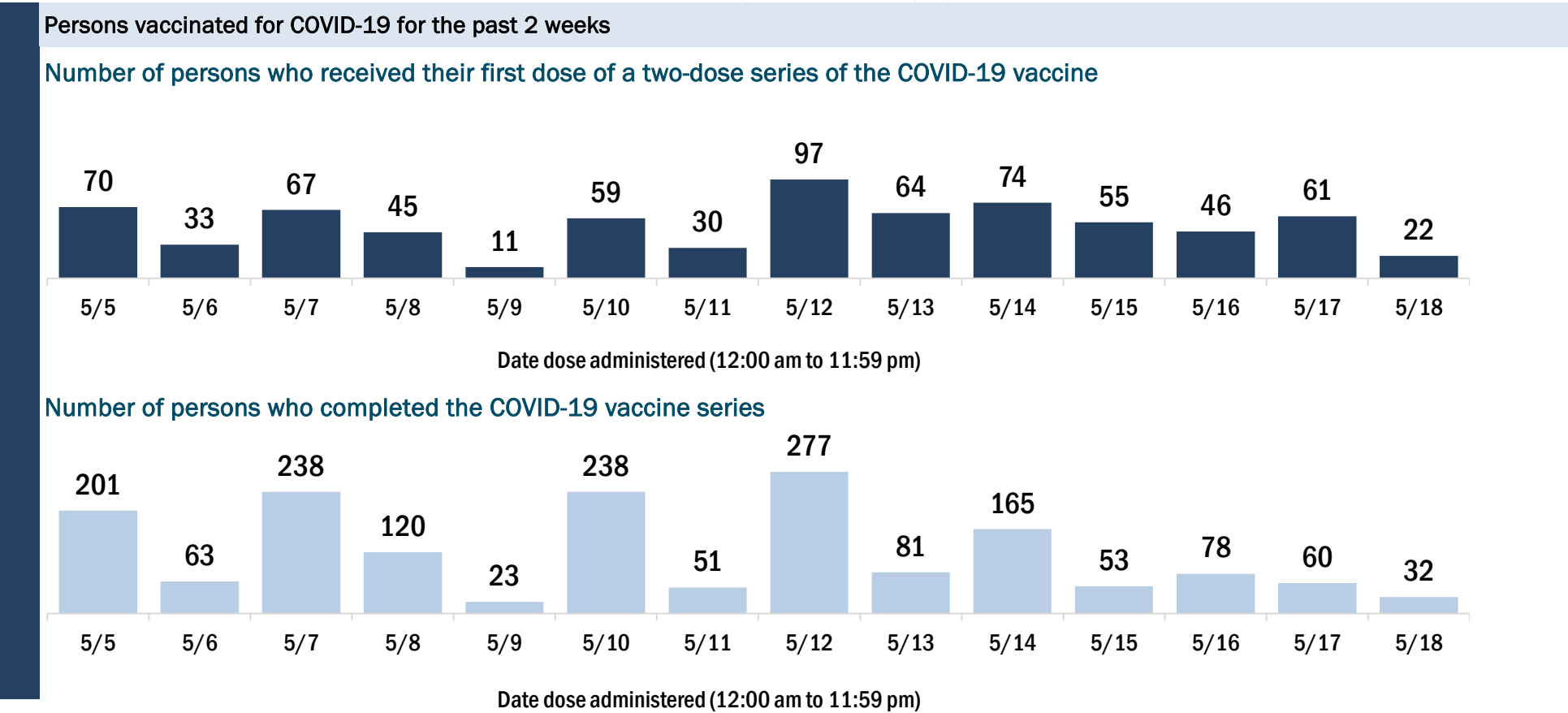
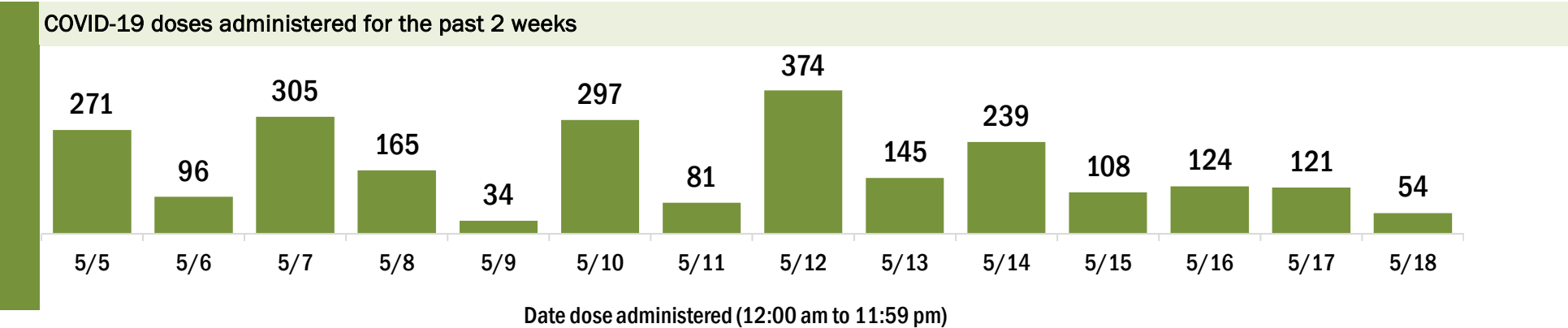
Data in this report are provisional and subject to change.

Data in this summary pertain to COVID-19 vaccines approved by the U.S. Food and Drug Administration and have been issued an Emergency Use Authorization (Janssen COVID-19 Vaccine, Moderna COVID-19 Vaccine and Pfizer-BioNTech COVID-19 Vaccine). These data summarize the number of people who have received either their first dose or have completed the series for a COVID-19 vaccine. **A person can only be counted in one category, first dose or series complete.** For persons receiving Moderna or Pfizer vaccines, once they receive their second dose, they are moved from the first dose column to the series completed column. **Because of this, the total first dose category may show a change from report to report not matching the total receiving their first dose from the previous day.** Persons receiving Johnson & Johnson vaccines will always be counted in the series completed column.

COVID-19 doses for vaccinated persons in Florida	
Doses administered	30,875
People receiving one dose of a 1-dose series (Johnson & Johnson) or receiving only one dose of a 2-dose series (Moderna, Pfizer) count once. Persons receiving both doses of a 2-dose series count twice.	

Current status of persons vaccinated for COVID-19 in Florida	
Total people vaccinated	17,729
First dose	2,730
Series completed	14,999
Completed 1-dose series	1,853
Completed 2-dose series	13,146
First dose: current number of people who have only received their first dose of the Moderna or Pfizer vaccine.	
Series complete: current number of people who have received both Moderna or Pfizer vaccine doses or one Johnson & Johnson dose and are considered fully immunized.	

Demographic summary	First dose	Series complete	Total people vaccinated
Age group	2,730	14,999	17,729
12-14 years	21	0	21
15-24 years	265	460	725
25-34 years	271	966	1,237
35-44 years	461	1,621	2,082
45-54 years	539	2,292	2,831
55-64 years	549	3,449	3,998
65-74 years	376	3,830	4,206
75-84 years	184	1,789	1,973
85+ years	64	592	656
Race	2,730	14,999	17,729
White	740	5,393	6,133
Black	1,241	6,486	7,727
American Indian/Alaskan	9	33	42
Other	376	2,094	2,470
Unknown	364	993	1,357
Other race includes Asian, native Hawaiian/Pacific Islander, or other.			
Ethnicity	2,730	14,999	17,729
Hispanic	326	901	1,227
Non-Hispanic	1,607	11,666	13,273
Unknown	797	2,432	3,229
Gender	2,730	14,999	17,729
Female	1,388	9,049	10,437
Male	1,342	5,950	7,292
Unknown	0	0	0



COVID-19: Gilchrist County vaccine summary

Vaccination data through May 18, 2021 as of May 19, 2021 at 12:05 AM

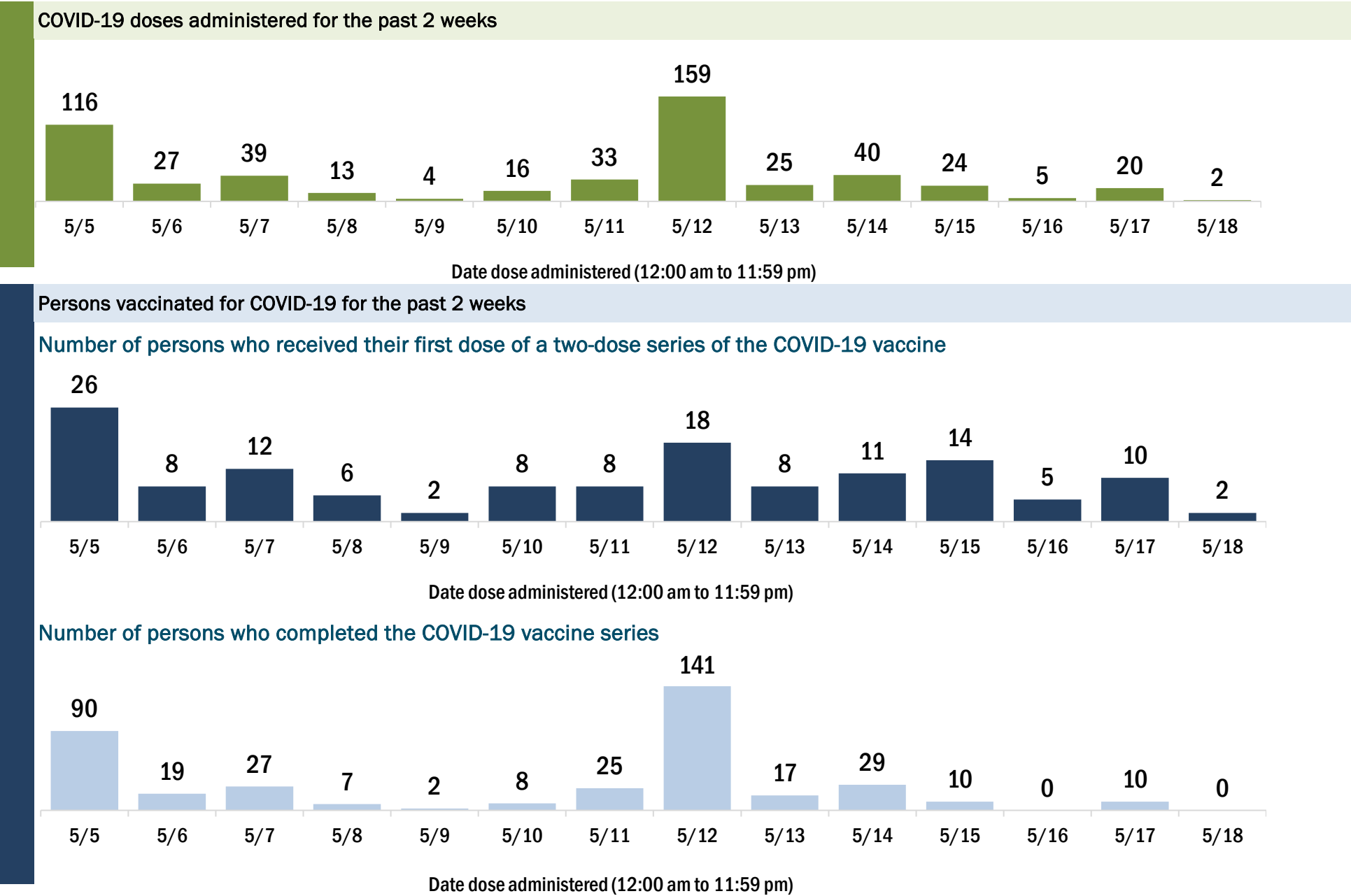
Data in this report are provisional and subject to change.

Data in this summary pertain to COVID-19 vaccines approved by the U.S. Food and Drug Administration and have been issued an Emergency Use Authorization (Janssen COVID-19 Vaccine, Moderna COVID-19 Vaccine and Pfizer-BioNTech COVID-19 Vaccine). These data summarize the number of people who have received either their first dose or have completed the series for a COVID-19 vaccine. **A person can only be counted in one category, first dose or series complete.** For persons receiving Moderna or Pfizer vaccines, once they receive their second dose, they are moved from the first dose column to the series completed column. **Because of this, the total first dose category may show a change from report to report not matching the total receiving their first dose from the previous day.** Persons receiving Johnson & Johnson vaccines will always be counted in the series completed column.

COVID-19 doses for vaccinated persons in Florida	
Doses administered	7,591
People receiving one dose of a 1-dose series (Johnson & Johnson) or receiving only one dose of a 2-dose series (Moderna, Pfizer) count once. Persons receiving both doses of a 2-dose series count twice.	

Current status of persons vaccinated for COVID-19 in Florida	
Total people vaccinated	4,378
First dose	660
Series completed	3,718
Completed 1-dose series	505
Completed 2-dose series	3,213
First dose: current number of people who have only received their first dose of the Moderna or Pfizer vaccine.	
Series complete: current number of people who have received both Moderna or Pfizer vaccine doses or one Johnson & Johnson dose and are considered fully immunized.	

Demographic summary	First dose	Series complete	Total people vaccinated
Age group	660	3,718	4,378
12-14 years	7	0	7
15-24 years	63	98	161
25-34 years	52	152	204
35-44 years	91	232	323
45-54 years	96	432	528
55-64 years	158	803	961
65-74 years	130	1,143	1,273
75-84 years	44	648	692
85+ years	19	210	229
Race	660	3,718	4,378
White	494	2,775	3,269
Black	27	78	105
American Indian/Alaskan	4	15	19
Other	45	265	310
Unknown	90	585	675
Other race includes Asian, native Hawaiian/Pacific Islander, or other.			
Ethnicity	660	3,718	4,378
Hispanic	29	130	159
Non-Hispanic	338	1,800	2,138
Unknown	293	1,788	2,081
Gender	660	3,718	4,378
Female	366	2,063	2,429
Male	294	1,653	1,947
Unknown	0	2	2



COVID-19: Glades County vaccine summary

Vaccination data through May 18, 2021 as of May 19, 2021 at 12:05 AM

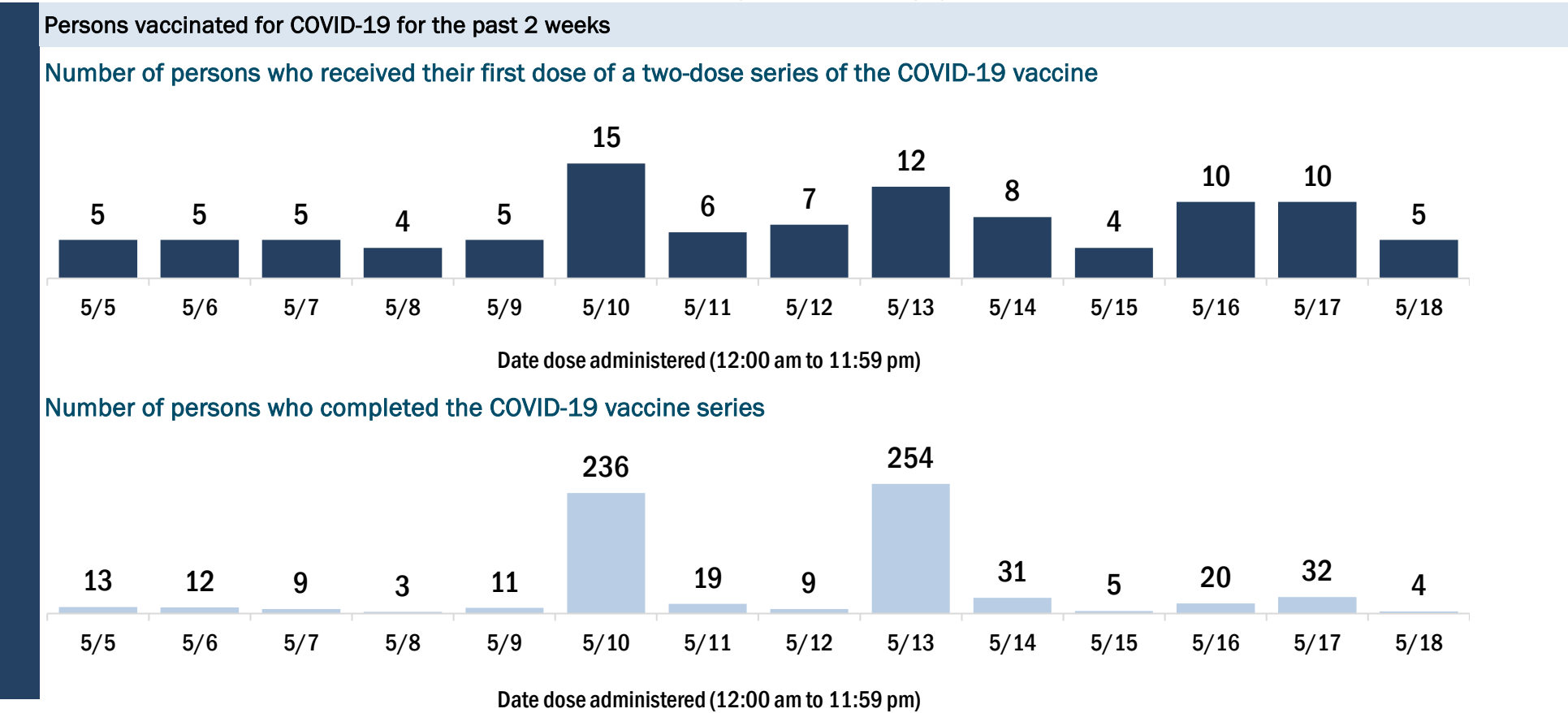
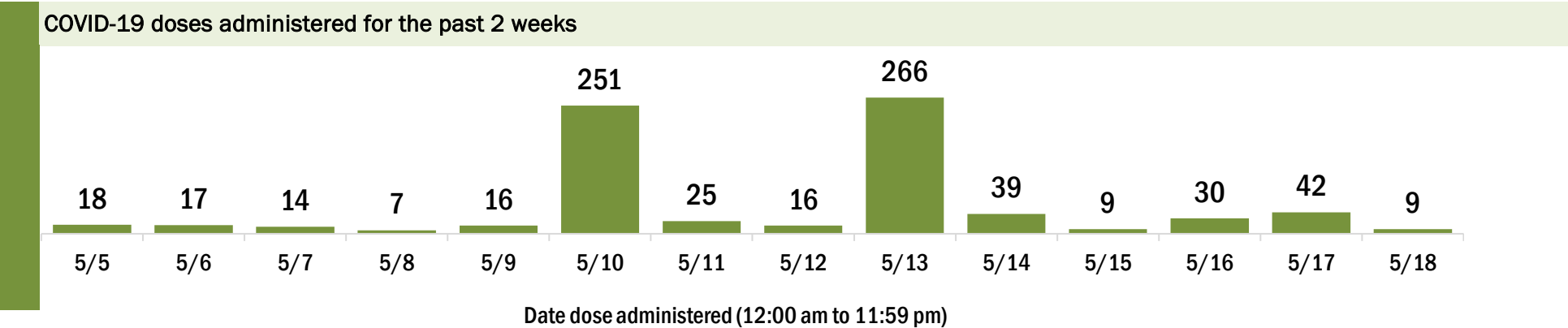
Data in this report are provisional and subject to change.

Data in this summary pertain to COVID-19 vaccines approved by the U.S. Food and Drug Administration and have been issued an Emergency Use Authorization (Janssen COVID-19 Vaccine, Moderna COVID-19 Vaccine and Pfizer-BioNTech COVID-19 Vaccine). These data summarize the number of people who have received either their first dose or have completed the series for a COVID-19 vaccine. **A person can only be counted in one category, first dose or series complete.** For persons receiving Moderna or Pfizer vaccines, once they receive their second dose, they are moved from the first dose column to the series completed column. **Because of this, the total first dose category may show a change from report to report not matching the total receiving their first dose from the previous day.** Persons receiving Johnson & Johnson vaccines will always be counted in the series completed column.

COVID-19 doses for vaccinated persons in Florida	
Doses administered	8,107
People receiving one dose of a 1-dose series (Johnson & Johnson) or receiving only one dose of a 2-dose series (Moderna, Pfizer) count once. Persons receiving both doses of a 2-dose series count twice.	

Current status of persons vaccinated for COVID-19 in Florida	
Total people vaccinated	4,636
First dose	637
Series completed	3,999
Completed 1-dose series	528
Completed 2-dose series	3,471
First dose: current number of people who have only received their first dose of the Moderna or Pfizer vaccine.	
Series complete: current number of people who have received both Moderna or Pfizer vaccine doses or one Johnson & Johnson dose and are considered fully immunized.	

Demographic summary	First dose	Series complete	Total people vaccinated
Age group	637	3,999	4,636
12-14 years	0	0	0
15-24 years	76	190	266
25-34 years	128	316	444
35-44 years	79	242	321
45-54 years	92	306	398
55-64 years	119	622	741
65-74 years	74	1,316	1,390
75-84 years	56	834	890
85+ years	13	173	186
Race	637	3,999	4,636
White	513	3,110	3,623
Black	22	136	158
American Indian/Alaskan	1	24	25
Other	42	255	297
Unknown	59	474	533
Other race includes Asian, native Hawaiian/Pacific Islander, or other.			
Ethnicity	637	3,999	4,636
Hispanic	270	712	982
Non-Hispanic	228	1,871	2,099
Unknown	139	1,416	1,555
Gender	637	3,999	4,636
Female	218	1,753	1,971
Male	418	2,245	2,663
Unknown	1	1	2



COVID-19: Gulf County vaccine summary

Vaccination data through May 18, 2021 as of May 19, 2021 at 12:05 AM

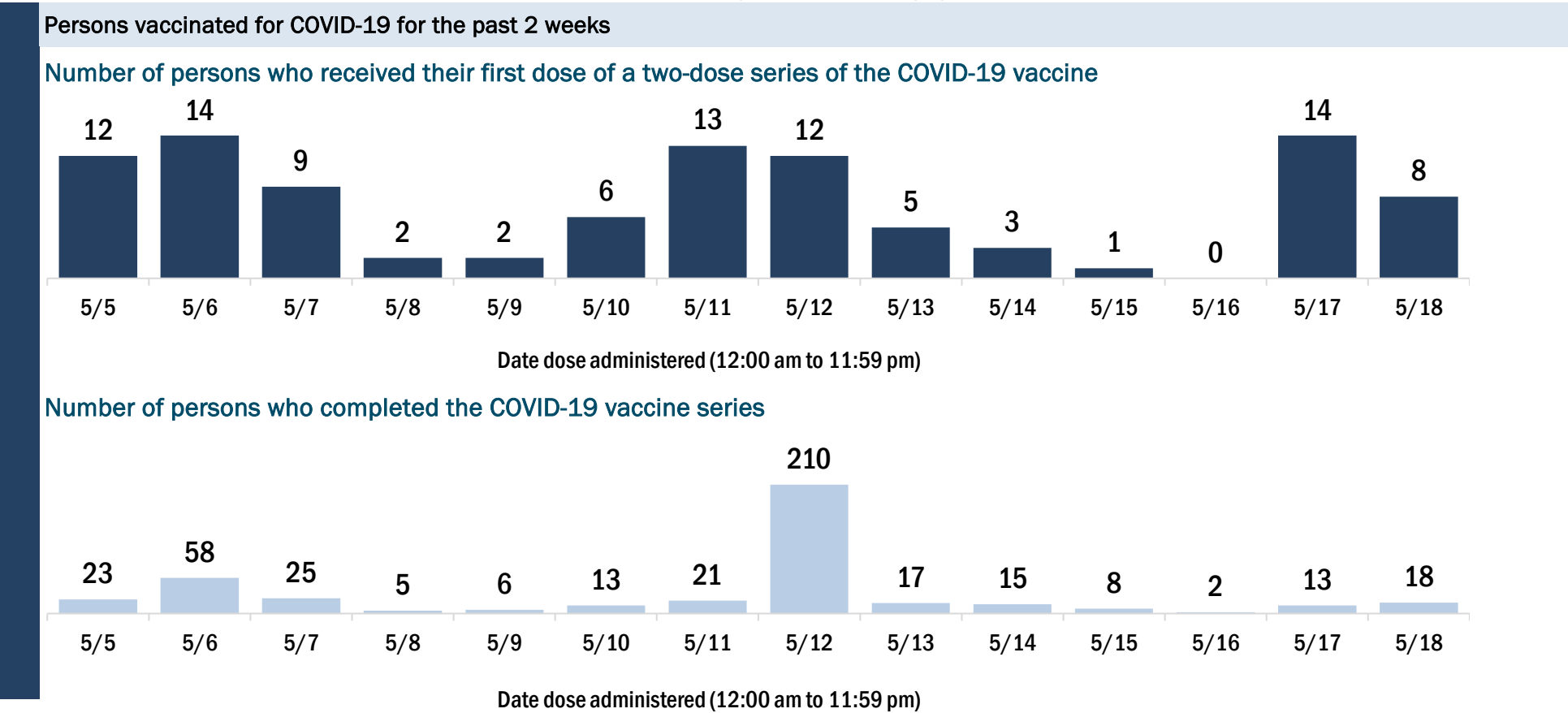
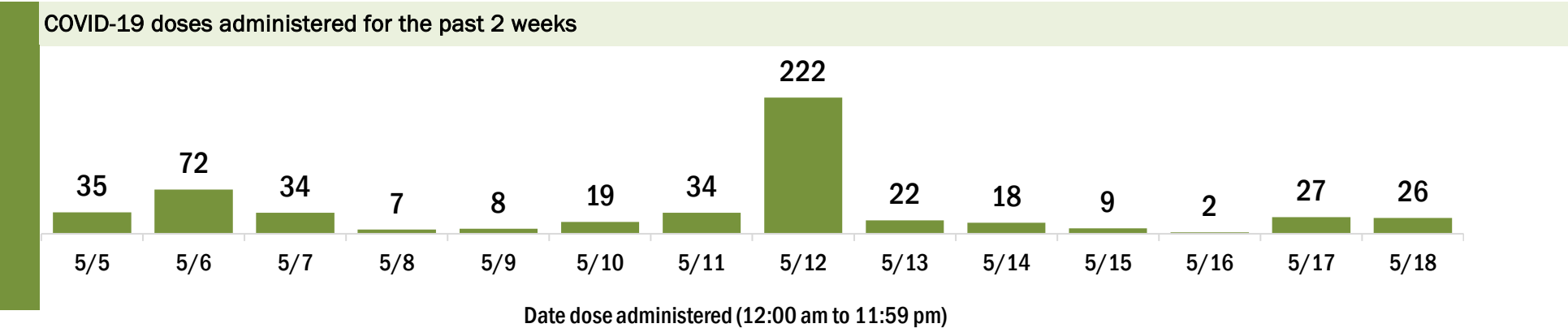
Data in this report are provisional and subject to change.

Data in this summary pertain to COVID-19 vaccines approved by the U.S. Food and Drug Administration and have been issued an Emergency Use Authorization (Janssen COVID-19 Vaccine, Moderna COVID-19 Vaccine and Pfizer-BioNTech COVID-19 Vaccine). These data summarize the number of people who have received either their first dose or have completed the series for a COVID-19 vaccine. **A person can only be counted in one category, first dose or series complete.** For persons receiving Moderna or Pfizer vaccines, once they receive their second dose, they are moved from the first dose column to the series completed column. **Because of this, the total first dose category may show a change from report to report not matching the total receiving their first dose from the previous day.** Persons receiving Johnson & Johnson vaccines will always be counted in the series completed column.

COVID-19 doses for vaccinated persons in Florida	
Doses administered	8,174
People receiving one dose of a 1-dose series (Johnson & Johnson) or receiving only one dose of a 2-dose series (Moderna, Pfizer) count once. Persons receiving both doses of a 2-dose series count twice.	

Current status of persons vaccinated for COVID-19 in Florida	
Total people vaccinated	4,624
First dose	820
Series completed	3,804
Completed 1-dose series	254
Completed 2-dose series	3,550
First dose: current number of people who have only received their first dose of the Moderna or Pfizer vaccine.	
Series complete: current number of people who have received both Moderna or Pfizer vaccine doses or one Johnson & Johnson dose and are considered fully immunized.	

Demographic summary	First dose	Series complete	Total people vaccinated
Age group	820	3,804	4,624
12-14 years	2	0	2
15-24 years	48	82	130
25-34 years	111	140	251
35-44 years	122	215	337
45-54 years	161	379	540
55-64 years	181	717	898
65-74 years	126	1,411	1,537
75-84 years	61	679	740
85+ years	8	181	189
Race	820	3,804	4,624
White	572	3,251	3,823
Black	180	362	542
American Indian/Alaskan	2	13	15
Other	48	113	161
Unknown	18	65	83
Other race includes Asian, native Hawaiian/Pacific Islander, or other.			
Ethnicity	820	3,804	4,624
Hispanic	15	49	64
Non-Hispanic	405	3,174	3,579
Unknown	400	581	981
Gender	820	3,804	4,624
Female	343	1,900	2,243
Male	477	1,904	2,381
Unknown	0	0	0



COVID-19: Hamilton County vaccine summary

Vaccination data through May 18, 2021 as of May 19, 2021 at 12:05 AM

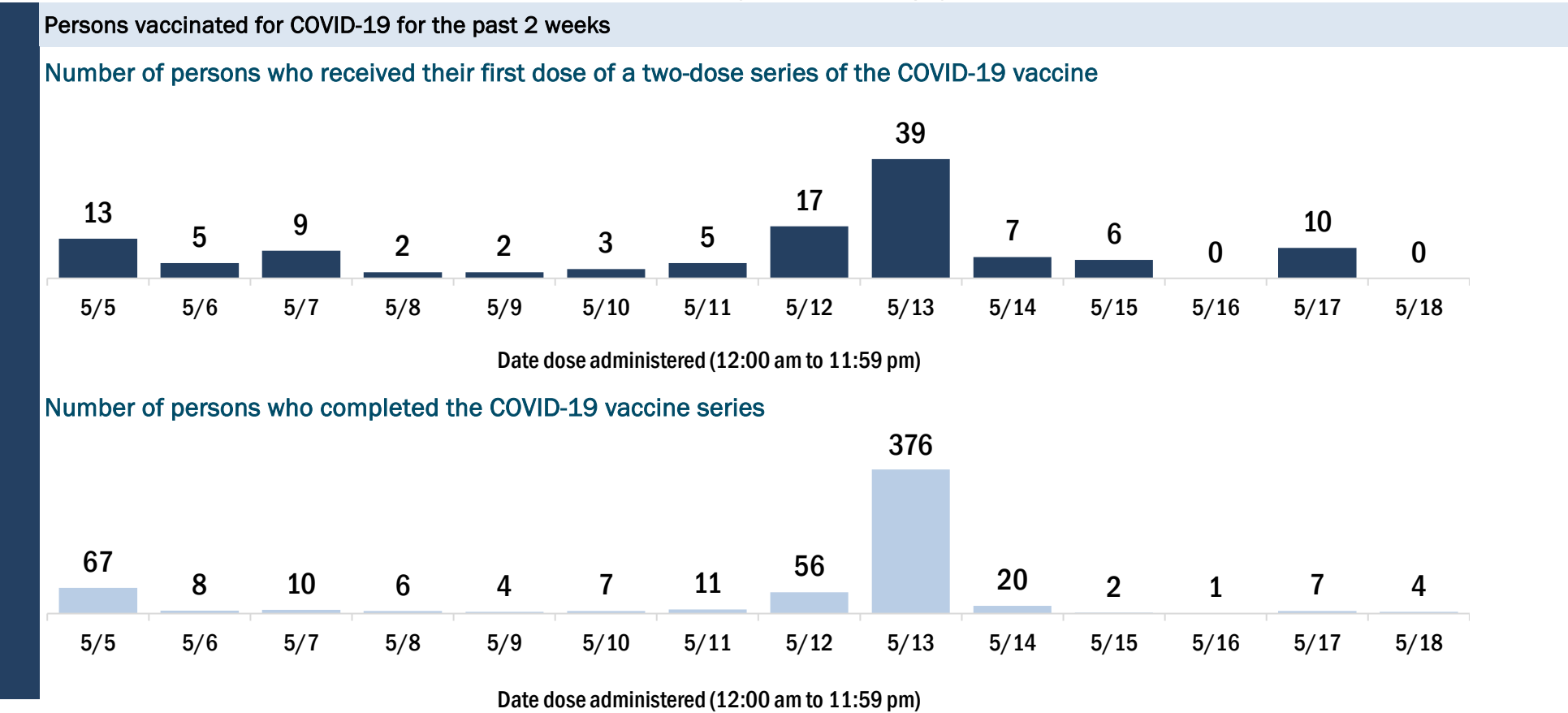
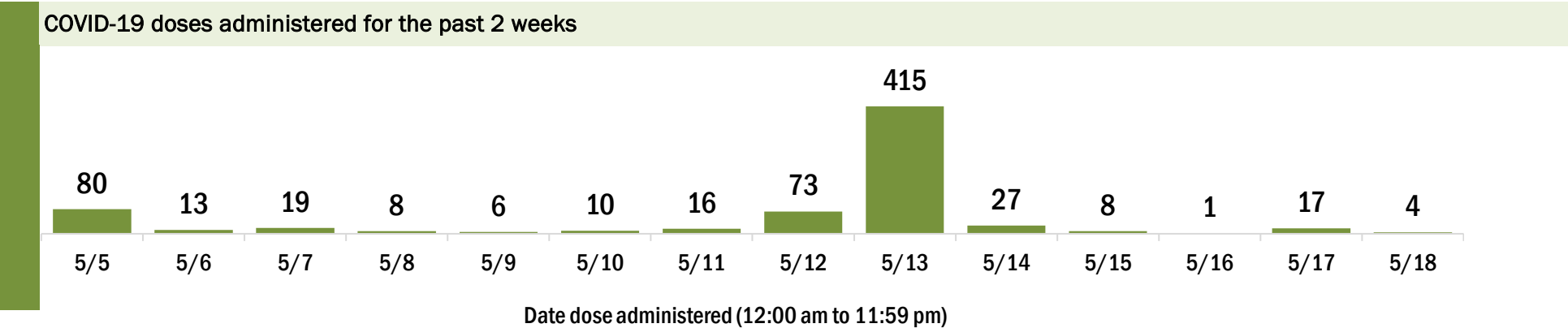
Data in this report are provisional and subject to change.

Data in this summary pertain to COVID-19 vaccines approved by the U.S. Food and Drug Administration and have been issued an Emergency Use Authorization (Janssen COVID-19 Vaccine, Moderna COVID-19 Vaccine and Pfizer-BioNTech COVID-19 Vaccine). These data summarize the number of people who have received either their first dose or have completed the series for a COVID-19 vaccine. **A person can only be counted in one category, first dose or series complete.** For persons receiving Moderna or Pfizer vaccines, once they receive their second dose, they are moved from the first dose column to the series completed column. **Because of this, the total first dose category may show a change from report to report not matching the total receiving their first dose from the previous day.** Persons receiving Johnson & Johnson vaccines will always be counted in the series completed column.

COVID-19 doses for vaccinated persons in Florida	
Doses administered	5,935
People receiving one dose of a 1-dose series (Johnson & Johnson) or receiving only one dose of a 2-dose series (Moderna, Pfizer) count once. Persons receiving both doses of a 2-dose series count twice.	

Current status of persons vaccinated for COVID-19 in Florida	
Total people vaccinated	3,288
First dose	409
Series completed	2,879
Completed 1-dose series	232
Completed 2-dose series	2,647
First dose: current number of people who have only received their first dose of the Moderna or Pfizer vaccine.	
Series complete: current number of people who have received both Moderna or Pfizer vaccine doses or one Johnson & Johnson dose and are considered fully immunized.	

Demographic summary	First dose	Series complete	Total people vaccinated
Age group	409	2,879	3,288
12-14 years	2	0	2
15-24 years	37	60	97
25-34 years	66	144	210
35-44 years	71	215	286
45-54 years	75	330	405
55-64 years	92	639	731
65-74 years	38	927	965
75-84 years	18	439	457
85+ years	10	125	135
Race	409	2,879	3,288
White	205	1,646	1,851
Black	154	787	941
American Indian/Alaskan	3	5	8
Other	25	208	233
Unknown	22	233	255
Other race includes Asian, native Hawaiian/Pacific Islander, or other.			
Ethnicity	409	2,879	3,288
Hispanic	27	110	137
Non-Hispanic	279	1,849	2,128
Unknown	103	920	1,023
Gender	409	2,879	3,288
Female	165	1,426	1,591
Male	244	1,453	1,697
Unknown	0	0	0



COVID-19: Hardee County vaccine summary

Vaccination data through May 18, 2021 as of May 19, 2021 at 12:05 AM

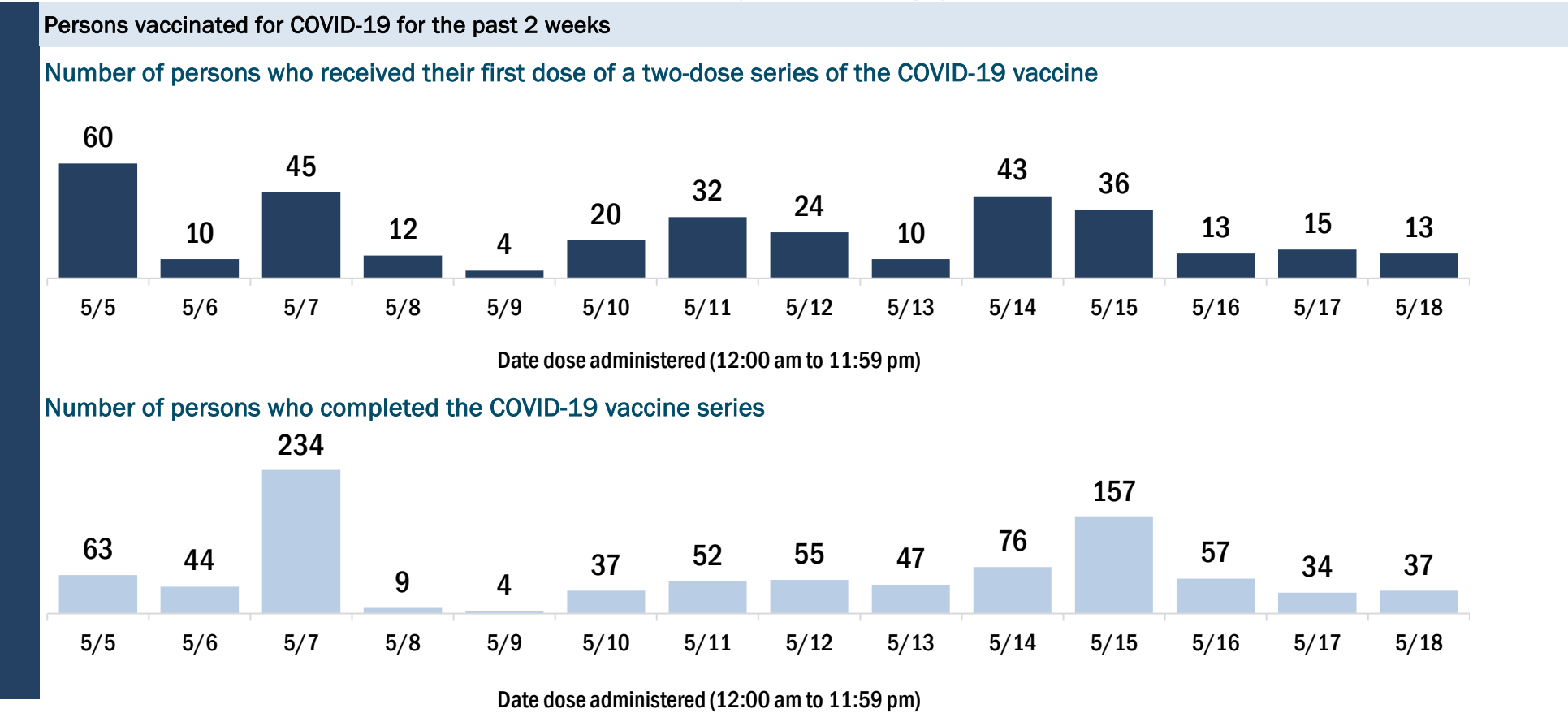
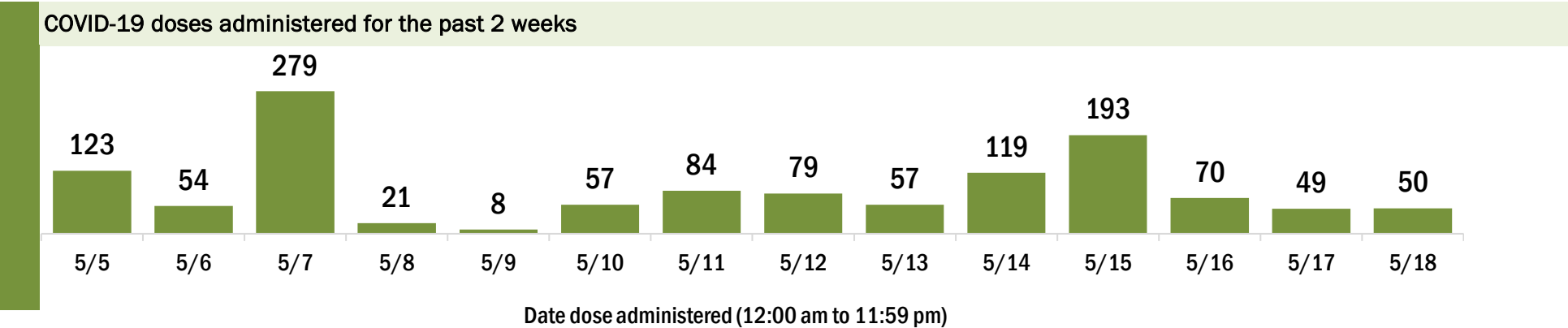
Data in this report are provisional and subject to change.

Data in this summary pertain to COVID-19 vaccines approved by the U.S. Food and Drug Administration and have been issued an Emergency Use Authorization (Janssen COVID-19 Vaccine, Moderna COVID-19 Vaccine and Pfizer-BioNTech COVID-19 Vaccine). These data summarize the number of people who have received either their first dose or have completed the series for a COVID-19 vaccine. **A person can only be counted in one category, first dose or series complete.** For persons receiving Moderna or Pfizer vaccines, once they receive their second dose, they are moved from the first dose column to the series completed column. **Because of this, the total first dose category may show a change from report to report not matching the total receiving their first dose from the previous day.** Persons receiving Johnson & Johnson vaccines will always be counted in the series completed column.

COVID-19 doses for vaccinated persons in Florida	
Doses administered	12,159
People receiving one dose of a 1-dose series (Johnson & Johnson) or receiving only one dose of a 2-dose series (Moderna, Pfizer) count once. Persons receiving both doses of a 2-dose series count twice.	

Current status of persons vaccinated for COVID-19 in Florida	
Total people vaccinated	7,156
First dose	1,721
Series completed	5,435
Completed 1-dose series	432
Completed 2-dose series	5,003
First dose: current number of people who have only received their first dose of the Moderna or Pfizer vaccine.	
Series complete: current number of people who have received both Moderna or Pfizer vaccine doses or one Johnson & Johnson dose and are considered fully immunized.	

Demographic summary	First dose	Series complete	Total people vaccinated
Age group	1,721	5,435	7,156
12-14 years	7	0	7
15-24 years	136	238	374
25-34 years	205	403	608
35-44 years	302	413	715
45-54 years	356	621	977
55-64 years	356	971	1,327
65-74 years	240	1,509	1,749
75-84 years	93	1,000	1,093
85+ years	26	280	306
Race	1,721	5,435	7,156
White	1,115	4,404	5,519
Black	321	223	544
American Indian/Alaskan	6	26	32
Other	210	545	755
Unknown	69	237	306
Other race includes Asian, native Hawaiian/Pacific Islander, or other.			
Ethnicity	1,721	5,435	7,156
Hispanic	449	1,289	1,738
Non-Hispanic	960	3,531	4,491
Unknown	312	615	927
Gender	1,721	5,435	7,156
Female	575	2,741	3,316
Male	1,145	2,692	3,837
Unknown	1	2	3



COVID-19: Hendry County vaccine summary

Vaccination data through May 18, 2021 as of May 19, 2021 at 12:05 AM

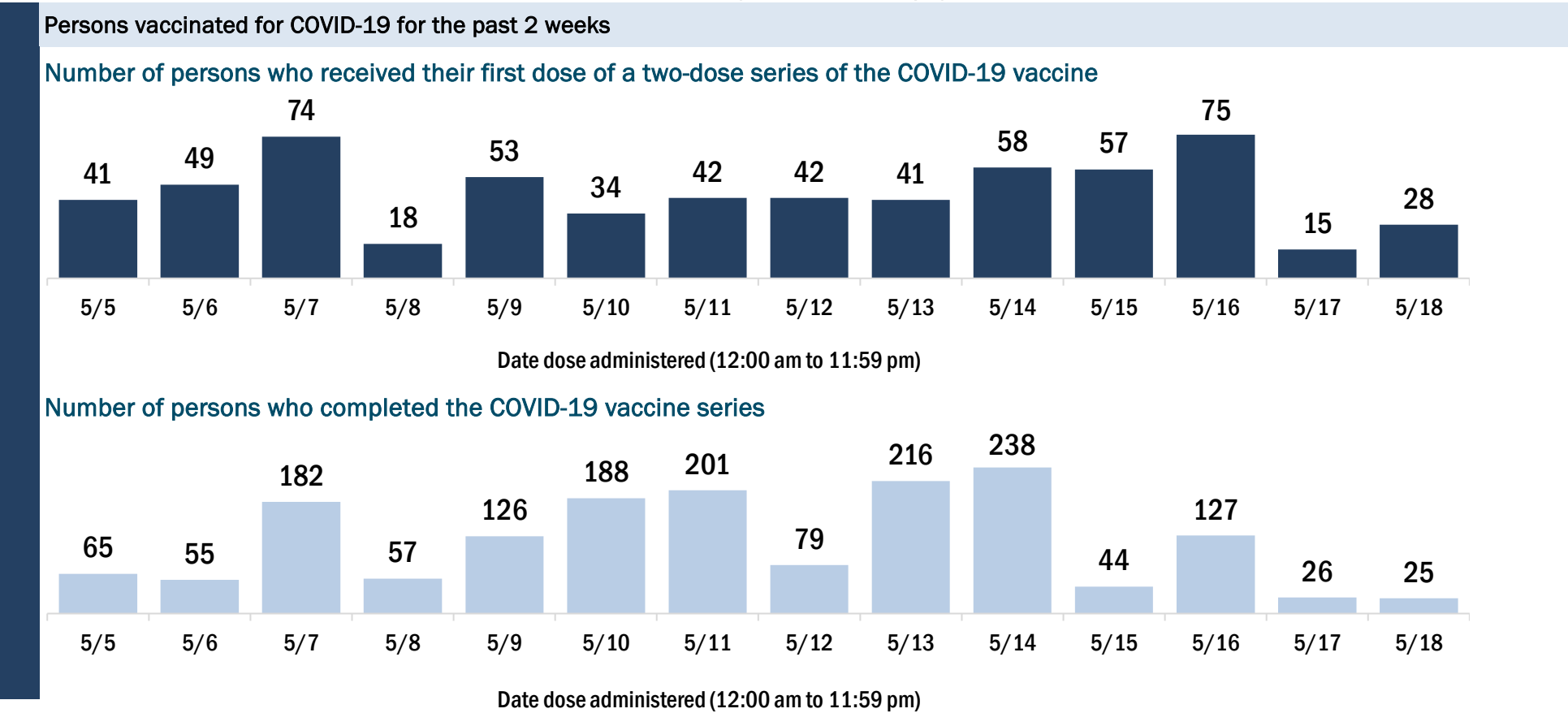
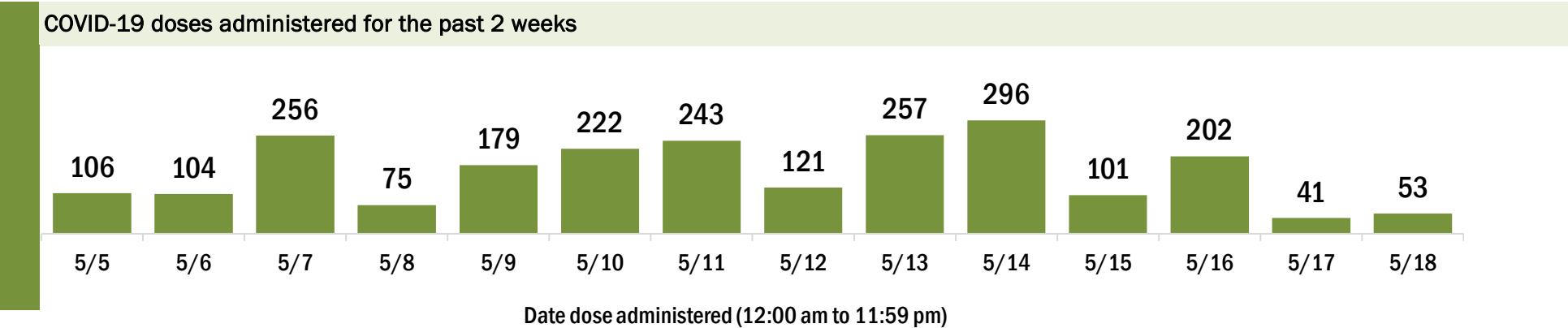
Data in this report are provisional and subject to change.

Data in this summary pertain to COVID-19 vaccines approved by the U.S. Food and Drug Administration and have been issued an Emergency Use Authorization (Janssen COVID-19 Vaccine, Moderna COVID-19 Vaccine and Pfizer-BioNTech COVID-19 Vaccine). These data summarize the number of people who have received either their first dose or have completed the series for a COVID-19 vaccine. **A person can only be counted in one category, first dose or series complete.** For persons receiving Moderna or Pfizer vaccines, once they receive their second dose, they are moved from the first dose column to the series completed column. **Because of this, the total first dose category may show a change from report to report not matching the total receiving their first dose from the previous day.** Persons receiving Johnson & Johnson vaccines will always be counted in the series completed column.

COVID-19 doses for vaccinated persons in Florida	
Doses administered	19,928
People receiving one dose of a 1-dose series (Johnson & Johnson) or receiving only one dose of a 2-dose series (Moderna, Pfizer) count once. Persons receiving both doses of a 2-dose series count twice.	

Current status of persons vaccinated for COVID-19 in Florida	
Total people vaccinated	11,953
First dose	2,571
Series completed	9,382
Completed 1-dose series	1,407
Completed 2-dose series	7,975
First dose: current number of people who have only received their first dose of the Moderna or Pfizer vaccine.	
Series complete: current number of people who have received both Moderna or Pfizer vaccine doses or one Johnson & Johnson dose and are considered fully immunized.	

Demographic summary	First dose	Series complete	Total people vaccinated
Age group	2,571	9,382	11,953
12-14 years	16	0	16
15-24 years	372	587	959
25-34 years	455	951	1,406
35-44 years	438	972	1,410
45-54 years	436	1,416	1,852
55-64 years	461	1,979	2,440
65-74 years	227	2,103	2,330
75-84 years	117	1,068	1,185
85+ years	49	306	355
Race	2,571	9,382	11,953
White	1,789	6,435	8,224
Black	141	644	785
American Indian/Alaskan	4	22	26
Other	402	1,449	1,851
Unknown	235	832	1,067
Other race includes Asian, native Hawaiian/Pacific Islander, or other.			
Ethnicity	2,571	9,382	11,953
Hispanic	1,415	3,642	5,057
Non-Hispanic	575	3,254	3,829
Unknown	581	2,486	3,067
Gender	2,571	9,382	11,953
Female	1,063	4,411	5,474
Male	1,507	4,969	6,476
Unknown	1	2	3



COVID-19: Hernando County vaccine summary

Vaccination data through May 18, 2021 as of May 19, 2021 at 12:05 AM

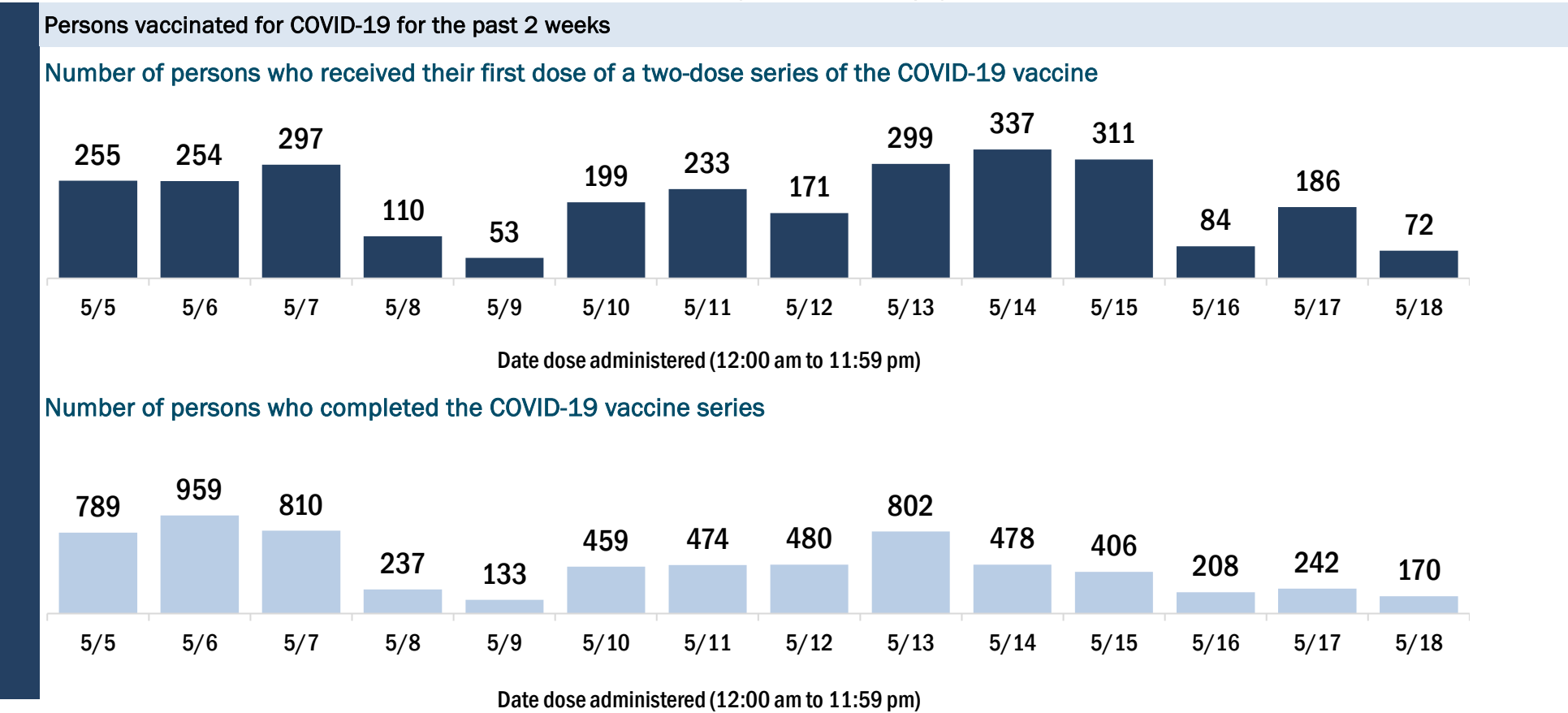
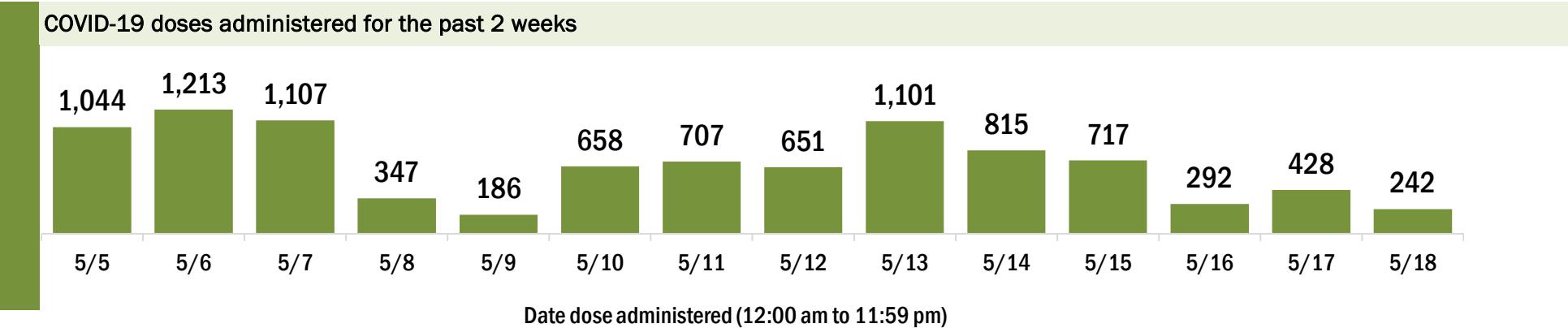
Data in this report are provisional and subject to change.

Data in this summary pertain to COVID-19 vaccines approved by the U.S. Food and Drug Administration and have been issued an Emergency Use Authorization (Janssen COVID-19 Vaccine, Moderna COVID-19 Vaccine and Pfizer-BioNTech COVID-19 Vaccine). These data summarize the number of people who have received either their first dose or have completed the series for a COVID-19 vaccine. **A person can only be counted in one category, first dose or series complete.** For persons receiving Moderna or Pfizer vaccines, once they receive their second dose, they are moved from the first dose column to the series completed column. **Because of this, the total first dose category may show a change from report to report not matching the total receiving their first dose from the previous day.** Persons receiving Johnson & Johnson vaccines will always be counted in the series completed column.

COVID-19 doses for vaccinated persons in Florida	
Doses administered	128,666
People receiving one dose of a 1-dose series (Johnson & Johnson) or receiving only one dose of a 2-dose series (Moderna, Pfizer) count once. Persons receiving both doses of a 2-dose series count twice.	

Current status of persons vaccinated for COVID-19 in Florida	
Total people vaccinated	73,986
First dose	13,434
Series completed	60,552
Completed 1-dose series	5,872
Completed 2-dose series	54,680
First dose: current number of people who have only received their first dose of the Moderna or Pfizer vaccine.	
Series complete: current number of people who have received both Moderna or Pfizer vaccine doses or one Johnson & Johnson dose and are considered fully immunized.	

Demographic summary	First dose	Series complete	Total people vaccinated
Age group	13,434	60,552	73,986
12-14 years	140	0	140
15-24 years	1,190	1,845	3,035
25-34 years	1,176	2,550	3,726
35-44 years	1,458	3,700	5,158
45-54 years	1,894	6,433	8,327
55-64 years	2,630	11,884	14,514
65-74 years	2,524	18,559	21,083
75-84 years	1,702	11,880	13,582
85+ years	720	3,701	4,421
Race	13,434	60,552	73,986
White	9,130	43,581	52,711
Black	471	1,645	2,116
American Indian/Alaskan	71	197	268
Other	1,202	4,343	5,545
Unknown	2,560	10,786	13,346
Other race includes Asian, native Hawaiian/Pacific Islander, or other.			
Ethnicity	13,434	60,552	73,986
Hispanic	1,305	3,581	4,886
Non-Hispanic	6,770	33,920	40,690
Unknown	5,359	23,051	28,410
Gender	13,434	60,552	73,986
Female	7,364	34,610	41,974
Male	6,058	25,905	31,963
Unknown	12	37	49



COVID-19: Highlands County vaccine summary

Vaccination data through May 18, 2021 as of May 19, 2021 at 12:05 AM

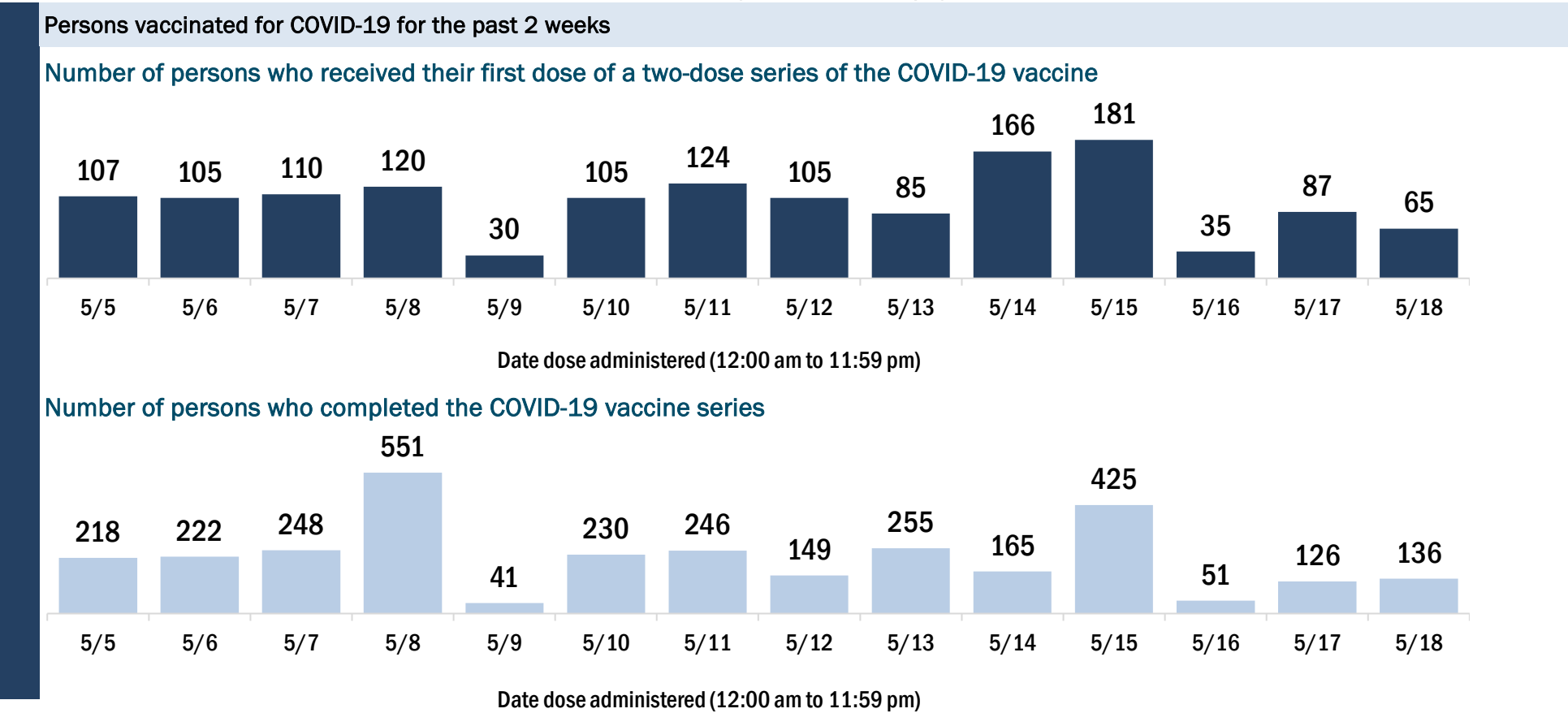
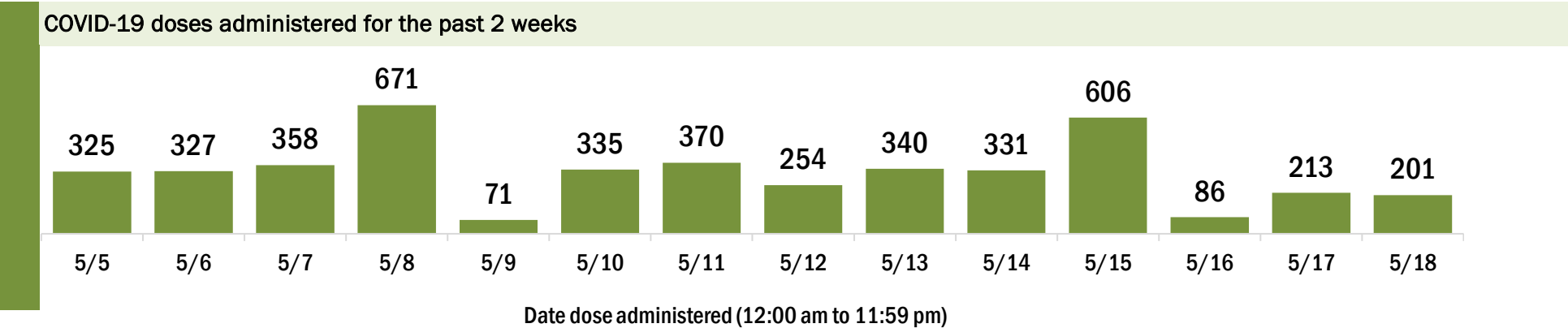
Data in this report are provisional and subject to change.

Data in this summary pertain to COVID-19 vaccines approved by the U.S. Food and Drug Administration and have been issued an Emergency Use Authorization (Janssen COVID-19 Vaccine, Moderna COVID-19 Vaccine and Pfizer-BioNTech COVID-19 Vaccine). These data summarize the number of people who have received either their first dose or have completed the series for a COVID-19 vaccine. **A person can only be counted in one category, first dose or series complete.** For persons receiving Moderna or Pfizer vaccines, once they receive their second dose, they are moved from the first dose column to the series completed column. **Because of this, the total first dose category may show a change from report to report not matching the total receiving their first dose from the previous day.** Persons receiving Johnson & Johnson vaccines will always be counted in the series completed column.

COVID-19 doses for vaccinated persons in Florida	
Doses administered	76,039
People receiving one dose of a 1-dose series (Johnson & Johnson) or receiving only one dose of a 2-dose series (Moderna, Pfizer) count once. Persons receiving both doses of a 2-dose series count twice.	

Current status of persons vaccinated for COVID-19 in Florida	
Total people vaccinated	44,691
First dose	11,789
Series completed	32,902
Completed 1-dose series	1,554
Completed 2-dose series	31,348
First dose: current number of people who have only received their first dose of the Moderna or Pfizer vaccine.	
Series complete: current number of people who have received both Moderna or Pfizer vaccine doses or one Johnson & Johnson dose and are considered fully immunized.	

Demographic summary	First dose	Series complete	Total people vaccinated
Age group	11,789	32,902	44,691
12-14 years	42	0	42
15-24 years	486	682	1,168
25-34 years	523	1,088	1,611
35-44 years	709	1,332	2,041
45-54 years	1,017	2,305	3,322
55-64 years	1,960	5,490	7,450
65-74 years	3,459	11,082	14,541
75-84 years	2,723	8,522	11,245
85+ years	870	2,401	3,271
Race	11,789	32,902	44,691
White	8,940	26,653	35,593
Black	597	1,221	1,818
American Indian/Alaskan	132	230	362
Other	846	2,231	3,077
Unknown	1,274	2,567	3,841
Other race includes Asian, native Hawaiian/Pacific Islander, or other.			
Ethnicity	11,789	32,902	44,691
Hispanic	1,466	2,931	4,397
Non-Hispanic	7,078	23,595	30,673
Unknown	3,245	6,376	9,621
Gender	11,789	32,902	44,691
Female	6,190	17,742	23,932
Male	5,580	15,142	20,722
Unknown	19	18	37



COVID-19: Hillsborough County vaccine summary

Vaccination data through May 18, 2021 as of May 19, 2021 at 12:05 AM

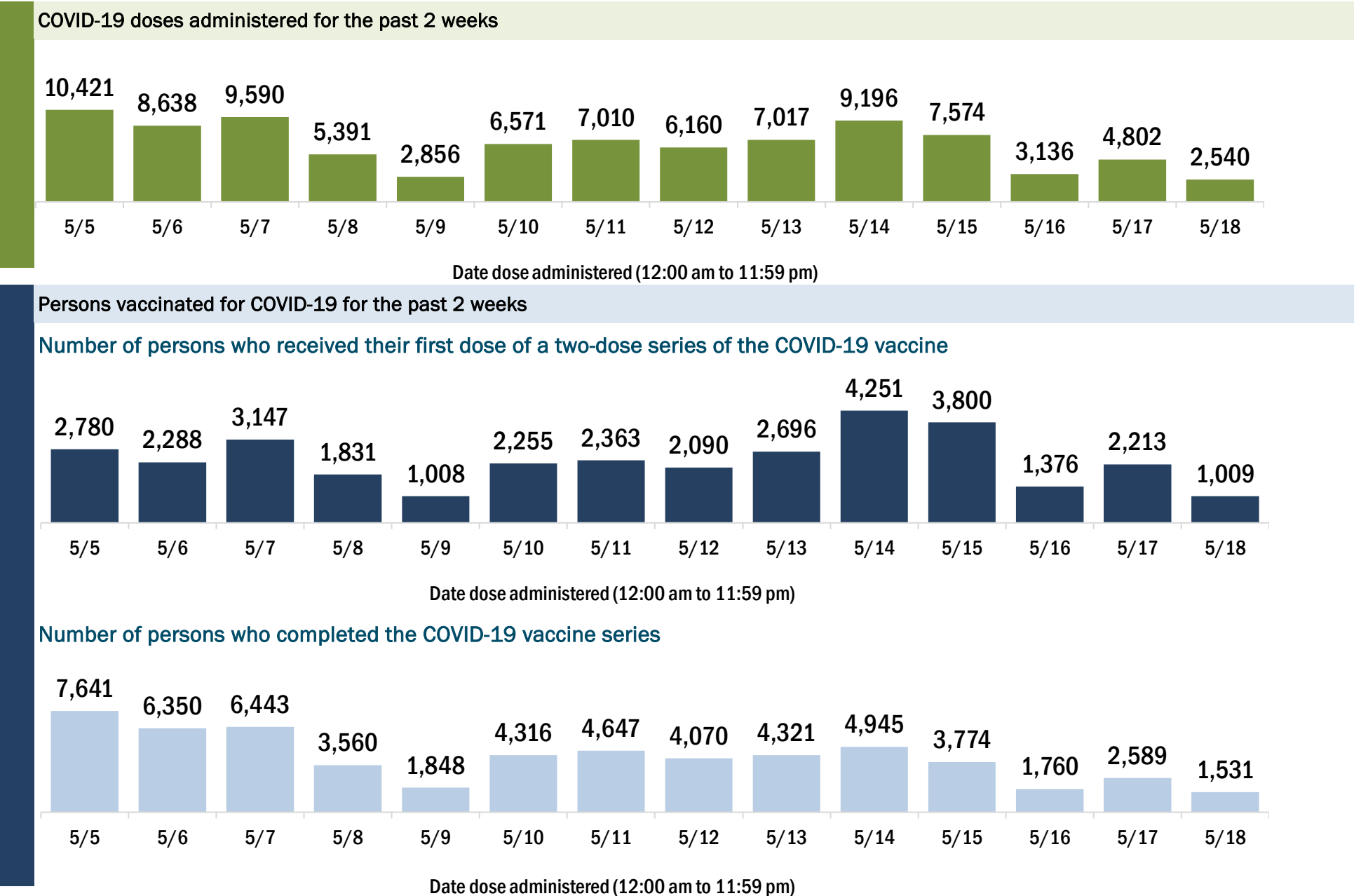
Data in this report are provisional and subject to change.

Data in this summary pertain to COVID-19 vaccines approved by the U.S. Food and Drug Administration and have been issued an Emergency Use Authorization (Janssen COVID-19 Vaccine, Moderna COVID-19 Vaccine and Pfizer-BioNTech COVID-19 Vaccine). These data summarize the number of people who have received either their first dose or have completed the series for a COVID-19 vaccine. **A person can only be counted in one category, first dose or series complete.** For persons receiving Moderna or Pfizer vaccines, once they receive their second dose, they are moved from the first dose column to the series completed column. **Because of this, the total first dose category may show a change from report to report not matching the total receiving their first dose from the previous day.** Persons receiving Johnson & Johnson vaccines will always be counted in the series completed column.

COVID-19 doses for vaccinated persons in Florida	
Doses administered	986,093
People receiving one dose of a 1-dose series (Johnson & Johnson) or receiving only one dose of a 2-dose series (Moderna, Pfizer) count once. Persons receiving both doses of a 2-dose series count twice.	

Current status of persons vaccinated for COVID-19 in Florida	
Total people vaccinated	595,169
First dose	146,582
Series completed	448,587
Completed 1-dose series	57,663
Completed 2-dose series	390,924
First dose: current number of people who have only received their first dose of the Moderna or Pfizer vaccine.	
Series complete: current number of people who have received both Moderna or Pfizer vaccine doses or one Johnson & Johnson dose and are considered fully immunized.	

Demographic summary	First dose	Series complete	Total people vaccinated
Age group	146,582	448,587	595,169
12-14 years	2,806	0	2,806
15-24 years	16,968	34,858	51,826
25-34 years	19,007	53,338	72,345
35-44 years	19,398	65,459	84,857
45-54 years	19,360	78,349	97,709
55-64 years	19,864	92,072	111,936
65-74 years	29,235	74,504	103,739
75-84 years	14,984	36,891	51,875
85+ years	4,960	13,116	18,076
Race	146,582	448,587	595,169
White	88,591	288,471	377,062
Black	11,484	30,527	42,011
American Indian/Alaskan	702	1,234	1,936
Other	21,471	62,995	84,466
Unknown	24,334	65,360	89,694
Other race includes Asian, native Hawaiian/Pacific Islander, or other.			
Ethnicity	146,582	448,587	595,169
Hispanic	26,033	50,528	76,561
Non-Hispanic	69,079	254,586	323,665
Unknown	51,470	143,473	194,943
Gender	146,582	448,587	595,169
Female	77,043	248,083	325,126
Male	69,320	200,200	269,520
Unknown	219	304	523



COVID-19: Holmes County vaccine summary

Vaccination data through May 18, 2021 as of May 19, 2021 at 12:05 AM

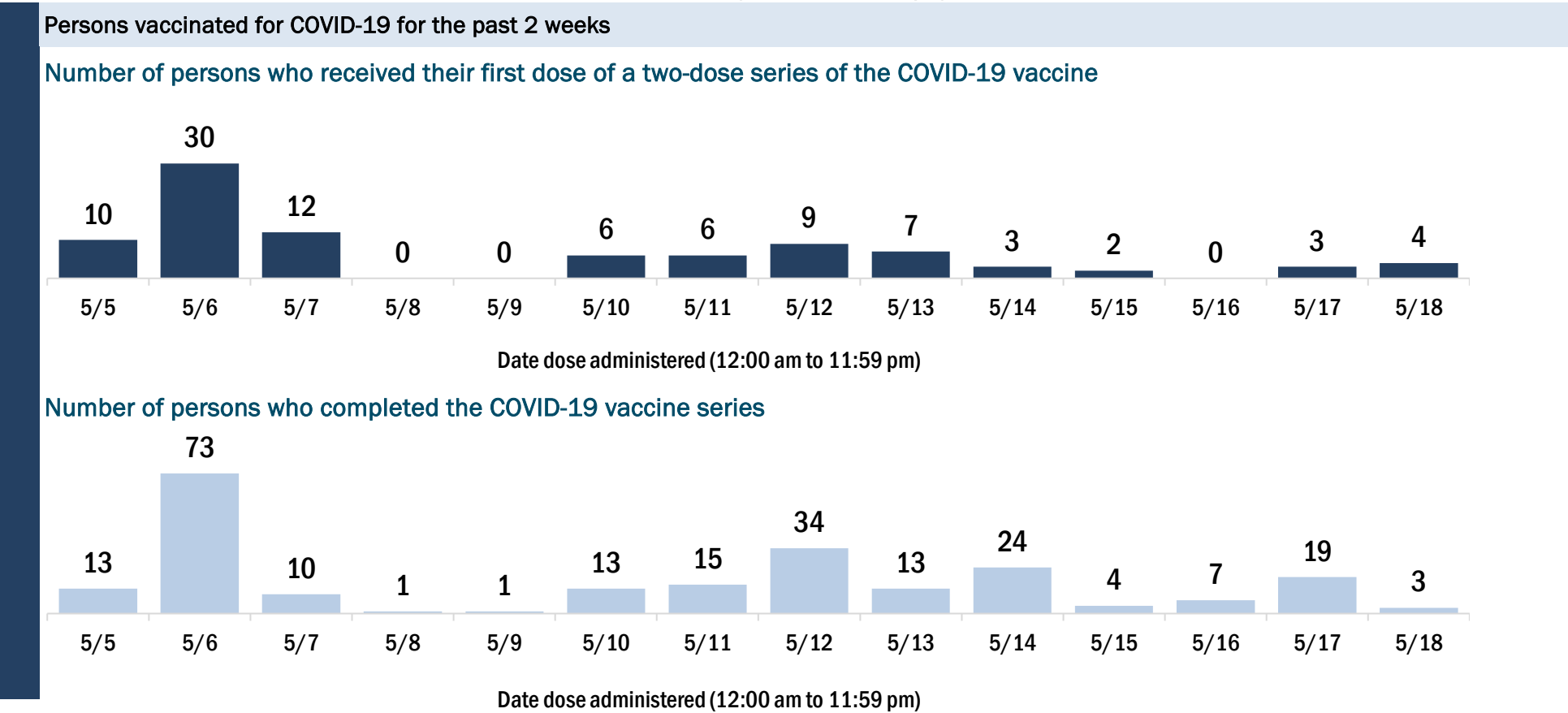
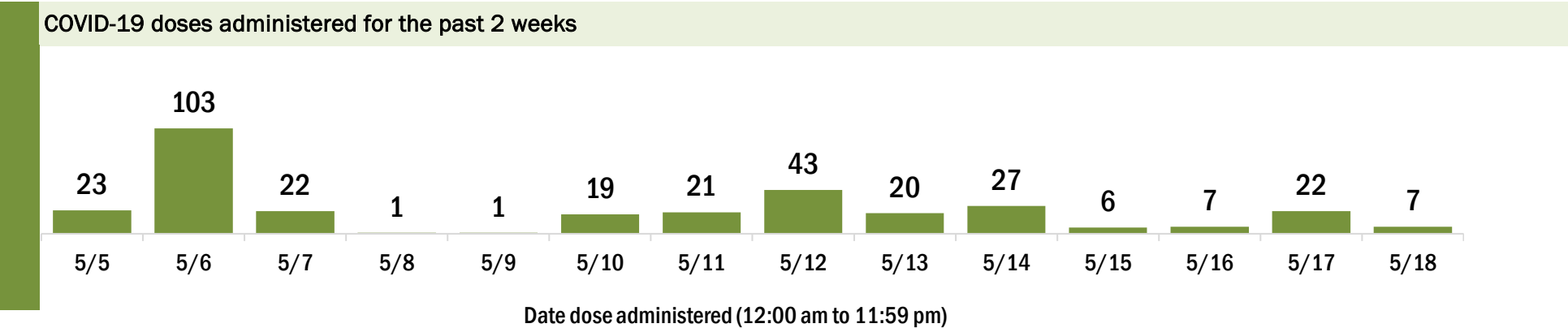
Data in this report are provisional and subject to change.

Data in this summary pertain to COVID-19 vaccines approved by the U.S. Food and Drug Administration and have been issued an Emergency Use Authorization (Janssen COVID-19 Vaccine, Moderna COVID-19 Vaccine and Pfizer-BioNTech COVID-19 Vaccine). These data summarize the number of people who have received either their first dose or have completed the series for a COVID-19 vaccine. **A person can only be counted in one category, first dose or series complete.** For persons receiving Moderna or Pfizer vaccines, once they receive their second dose, they are moved from the first dose column to the series completed column. **Because of this, the total first dose category may show a change from report to report not matching the total receiving their first dose from the previous day.** Persons receiving Johnson & Johnson vaccines will always be counted in the series completed column.

COVID-19 doses for vaccinated persons in Florida	
Doses administered	6,754
People receiving one dose of a 1-dose series (Johnson & Johnson) or receiving only one dose of a 2-dose series (Moderna, Pfizer) count once. Persons receiving both doses of a 2-dose series count twice.	

Current status of persons vaccinated for COVID-19 in Florida	
Total people vaccinated	3,960
First dose	849
Series completed	3,111
Completed 1-dose series	317
Completed 2-dose series	2,794
First dose: current number of people who have only received their first dose of the Moderna or Pfizer vaccine.	
Series complete: current number of people who have received both Moderna or Pfizer vaccine doses or one Johnson & Johnson dose and are considered fully immunized.	

Demographic summary	First dose	Series complete	Total people vaccinated
Age group	849	3,111	3,960
12-14 years	1	0	1
15-24 years	53	63	116
25-34 years	110	104	214
35-44 years	144	167	311
45-54 years	166	289	455
55-64 years	175	649	824
65-74 years	115	999	1,114
75-84 years	64	661	725
85+ years	21	179	200
Race	849	3,111	3,960
White	584	2,730	3,314
Black	159	89	248
American Indian/Alaskan	6	33	39
Other	65	170	235
Unknown	35	89	124
Other race includes Asian, native Hawaiian/Pacific Islander, or other.			
Ethnicity	849	3,111	3,960
Hispanic	44	38	82
Non-Hispanic	668	2,628	3,296
Unknown	137	445	582
Gender	849	3,111	3,960
Female	266	1,704	1,970
Male	583	1,407	1,990
Unknown	0	0	0



COVID-19: Indian River County vaccine summary

Vaccination data through May 18, 2021 as of May 19, 2021 at 12:05 AM

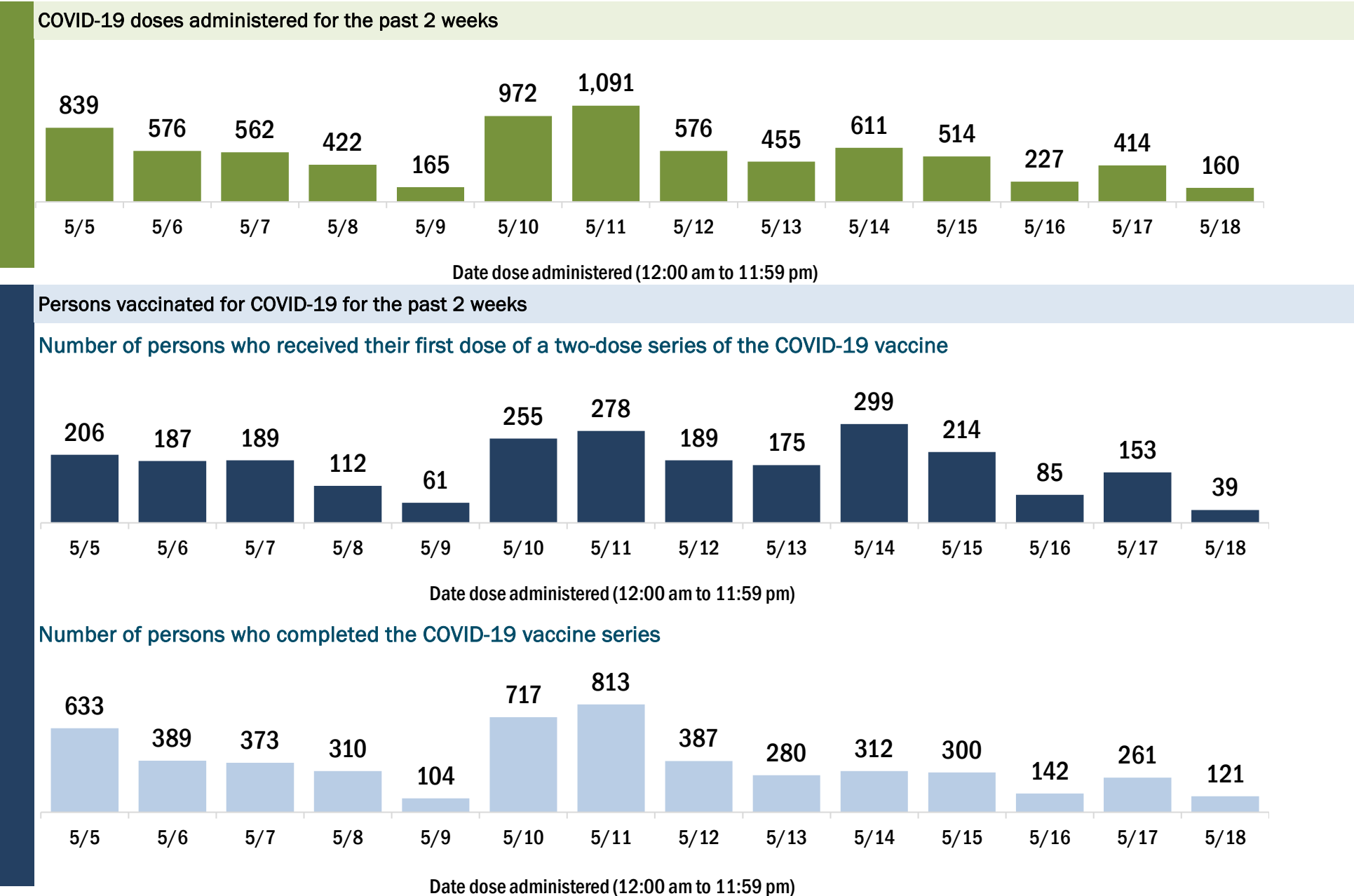
Data in this report are provisional and subject to change.

Data in this summary pertain to COVID-19 vaccines approved by the U.S. Food and Drug Administration and have been issued an Emergency Use Authorization (Janssen COVID-19 Vaccine, Moderna COVID-19 Vaccine and Pfizer-BioNTech COVID-19 Vaccine). These data summarize the number of people who have received either their first dose or have completed the series for a COVID-19 vaccine. **A person can only be counted in one category, first dose or series complete.** For persons receiving Moderna or Pfizer vaccines, once they receive their second dose, they are moved from the first dose column to the series completed column. **Because of this, the total first dose category may show a change from report to report not matching the total receiving their first dose from the previous day.** Persons receiving Johnson & Johnson vaccines will always be counted in the series completed column.

COVID-19 doses for vaccinated persons in Florida	
Doses administered	148,911
People receiving one dose of a 1-dose series (Johnson & Johnson) or receiving only one dose of a 2-dose series (Moderna, Pfizer) count once. Persons receiving both doses of a 2-dose series count twice.	

Current status of persons vaccinated for COVID-19 in Florida	
Total people vaccinated	85,673
First dose	19,535
Series completed	66,138
Completed 1-dose series	2,900
Completed 2-dose series	63,238
First dose: current number of people who have only received their first dose of the Moderna or Pfizer vaccine.	
Series complete: current number of people who have received both Moderna or Pfizer vaccine doses or one Johnson & Johnson dose and are considered fully immunized.	

Demographic summary	First dose	Series complete	Total people vaccinated
Age group	19,535	66,138	85,673
12-14 years	96	0	96
15-24 years	1,208	1,783	2,991
25-34 years	1,345	2,497	3,842
35-44 years	1,557	3,383	4,940
45-54 years	2,141	5,805	7,946
55-64 years	3,775	12,700	16,475
65-74 years	4,572	21,746	26,318
75-84 years	3,312	13,645	16,957
85+ years	1,529	4,579	6,108
Race	19,535	66,138	85,673
White	14,271	48,137	62,408
Black	1,076	2,109	3,185
American Indian/Alaskan	133	331	464
Other	1,523	4,826	6,349
Unknown	2,532	10,735	13,267
Other race includes Asian, native Hawaiian/Pacific Islander, or other.			
Ethnicity	19,535	66,138	85,673
Hispanic	1,997	3,160	5,157
Non-Hispanic	9,688	40,041	49,729
Unknown	7,850	22,937	30,787
Gender	19,535	66,138	85,673
Female	10,235	36,721	46,956
Male	9,274	29,381	38,655
Unknown	26	36	62



COVID-19: Jackson County vaccine summary

Vaccination data through May 18, 2021 as of May 19, 2021 at 12:05 AM

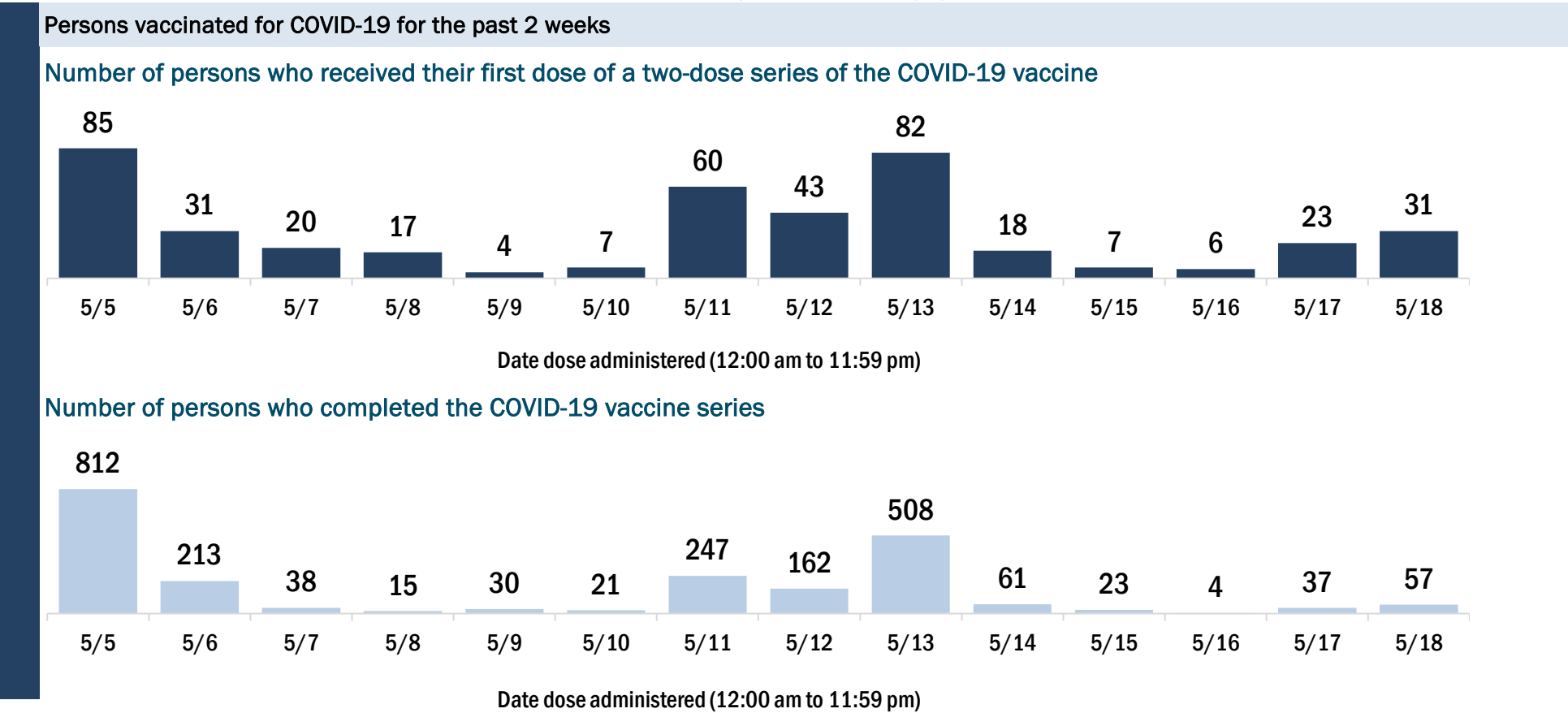
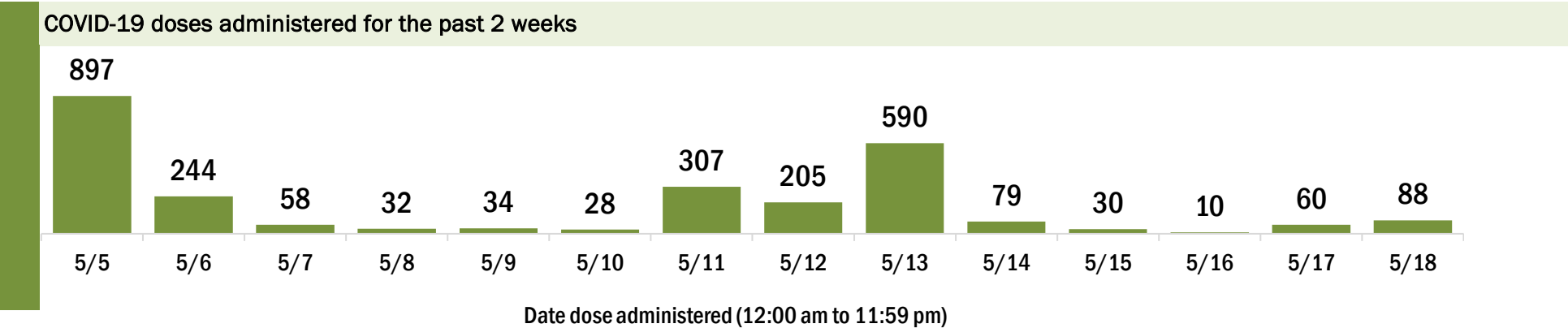
Data in this report are provisional and subject to change.

Data in this summary pertain to COVID-19 vaccines approved by the U.S. Food and Drug Administration and have been issued an Emergency Use Authorization (Janssen COVID-19 Vaccine, Moderna COVID-19 Vaccine and Pfizer-BioNTech COVID-19 Vaccine). These data summarize the number of people who have received either their first dose or have completed the series for a COVID-19 vaccine. **A person can only be counted in one category, first dose or series complete.** For persons receiving Moderna or Pfizer vaccines, once they receive their second dose, they are moved from the first dose column to the series completed column. **Because of this, the total first dose category may show a change from report to report not matching the total receiving their first dose from the previous day.** Persons receiving Johnson & Johnson vaccines will always be counted in the series completed column.

COVID-19 doses for vaccinated persons in Florida	
Doses administered	24,174
People receiving one dose of a 1-dose series (Johnson & Johnson) or receiving only one dose of a 2-dose series (Moderna, Pfizer) count once. Persons receiving both doses of a 2-dose series count twice.	

Current status of persons vaccinated for COVID-19 in Florida	
Total people vaccinated	13,660
First dose	2,205
Series completed	11,455
Completed 1-dose series	941
Completed 2-dose series	10,514
First dose: current number of people who have only received their first dose of the Moderna or Pfizer vaccine.	
Series complete: current number of people who have received both Moderna or Pfizer vaccine doses or one Johnson & Johnson dose and are considered fully immunized.	

Demographic summary	First dose	Series complete	Total people vaccinated
Age group	2,205	11,455	13,660
12-14 years	7	0	7
15-24 years	123	261	384
25-34 years	226	663	889
35-44 years	274	1,018	1,292
45-54 years	336	1,522	1,858
55-64 years	377	2,502	2,879
65-74 years	428	3,116	3,544
75-84 years	316	1,779	2,095
85+ years	118	594	712
Race	2,205	11,455	13,660
White	1,265	7,735	9,000
Black	528	2,646	3,174
American Indian/Alaskan	11	58	69
Other	127	484	611
Unknown	274	532	806
Other race includes Asian, native Hawaiian/Pacific Islander, or other.			
Ethnicity	2,205	11,455	13,660
Hispanic	86	313	399
Non-Hispanic	1,278	8,323	9,601
Unknown	841	2,819	3,660
Gender	2,205	11,455	13,660
Female	1,073	5,696	6,769
Male	1,131	5,759	6,890
Unknown	1	0	1



COVID-19: Jefferson County vaccine summary

Vaccination data through May 18, 2021 as of May 19, 2021 at 12:05 AM

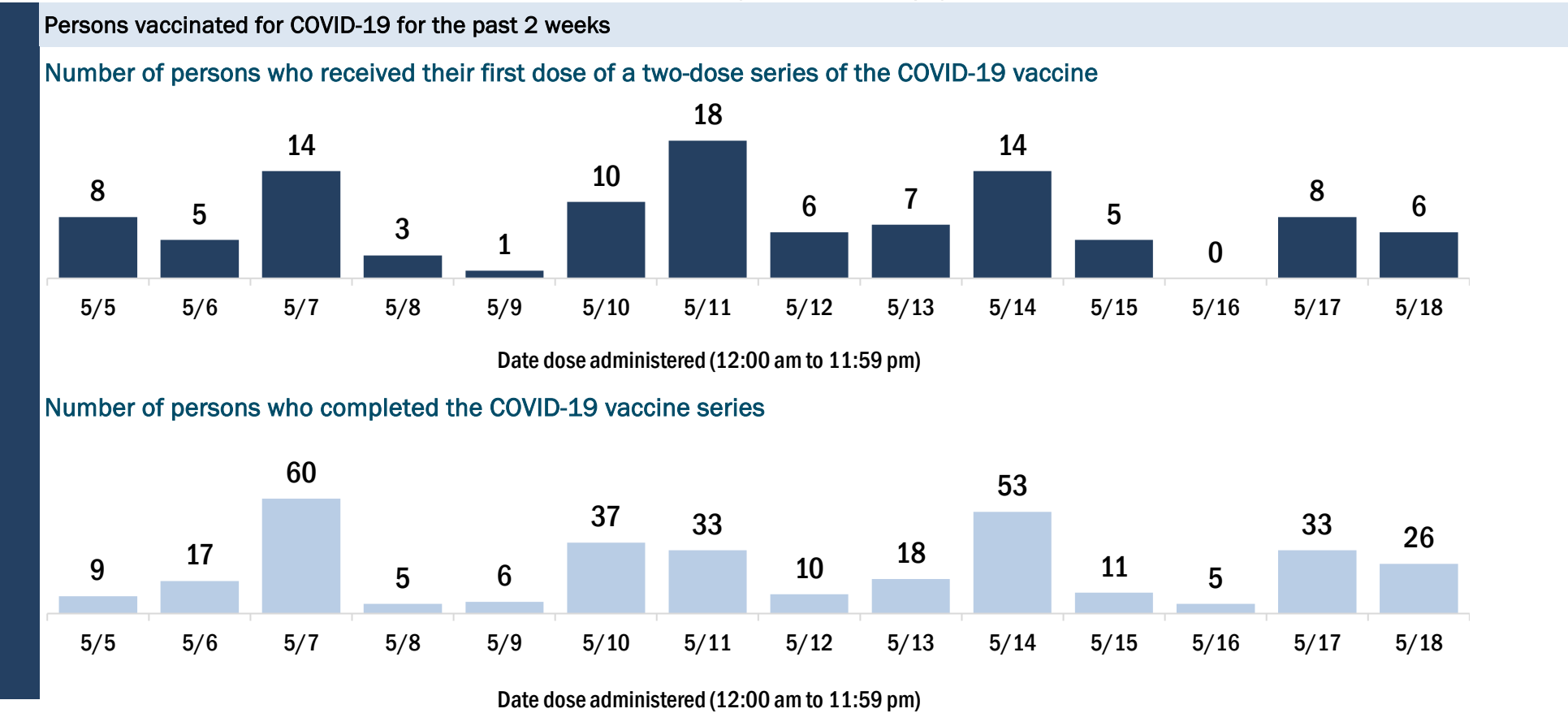
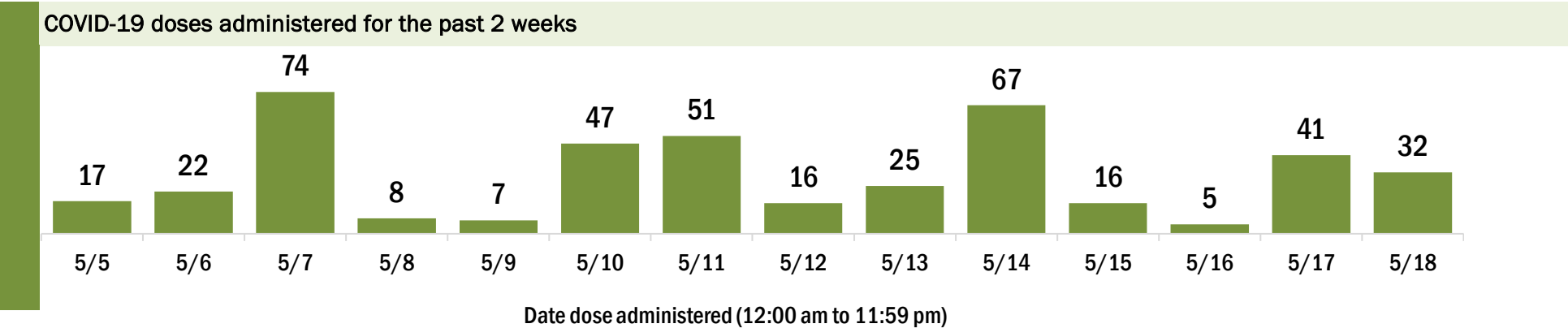
Data in this report are provisional and subject to change.

Data in this summary pertain to COVID-19 vaccines approved by the U.S. Food and Drug Administration and have been issued an Emergency Use Authorization (Janssen COVID-19 Vaccine, Moderna COVID-19 Vaccine and Pfizer-BioNTech COVID-19 Vaccine). These data summarize the number of people who have received either their first dose or have completed the series for a COVID-19 vaccine. **A person can only be counted in one category, first dose or series complete.** For persons receiving Moderna or Pfizer vaccines, once they receive their second dose, they are moved from the first dose column to the series completed column. **Because of this, the total first dose category may show a change from report to report not matching the total receiving their first dose from the previous day.** Persons receiving Johnson & Johnson vaccines will always be counted in the series completed column.

COVID-19 doses for vaccinated persons in Florida	
Doses administered	9,447
People receiving one dose of a 1-dose series (Johnson & Johnson) or receiving only one dose of a 2-dose series (Moderna, Pfizer) count once. Persons receiving both doses of a 2-dose series count twice.	

Current status of persons vaccinated for COVID-19 in Florida	
Total people vaccinated	5,356
First dose	939
Series completed	4,417
Completed 1-dose series	326
Completed 2-dose series	4,091
First dose: current number of people who have only received their first dose of the Moderna or Pfizer vaccine.	
Series complete: current number of people who have received both Moderna or Pfizer vaccine doses or one Johnson & Johnson dose and are considered fully immunized.	

Demographic summary	First dose	Series complete	Total people vaccinated
Age group	939	4,417	5,356
12-14 years	6	0	6
15-24 years	59	121	180
25-34 years	95	172	267
35-44 years	150	271	421
45-54 years	197	538	735
55-64 years	245	1,073	1,318
65-74 years	119	1,373	1,492
75-84 years	50	680	730
85+ years	18	189	207
Race	939	4,417	5,356
White	523	2,529	3,052
Black	277	1,044	1,321
American Indian/Alaskan	2	7	9
Other	85	558	643
Unknown	52	279	331
Other race includes Asian, native Hawaiian/Pacific Islander, or other.			
Ethnicity	939	4,417	5,356
Hispanic	23	105	128
Non-Hispanic	741	3,102	3,843
Unknown	175	1,210	1,385
Gender	939	4,417	5,356
Female	327	2,536	2,863
Male	612	1,881	2,493
Unknown	0	0	0



COVID-19: Lafayette County vaccine summary

Vaccination data through May 18, 2021 as of May 19, 2021 at 12:05 AM

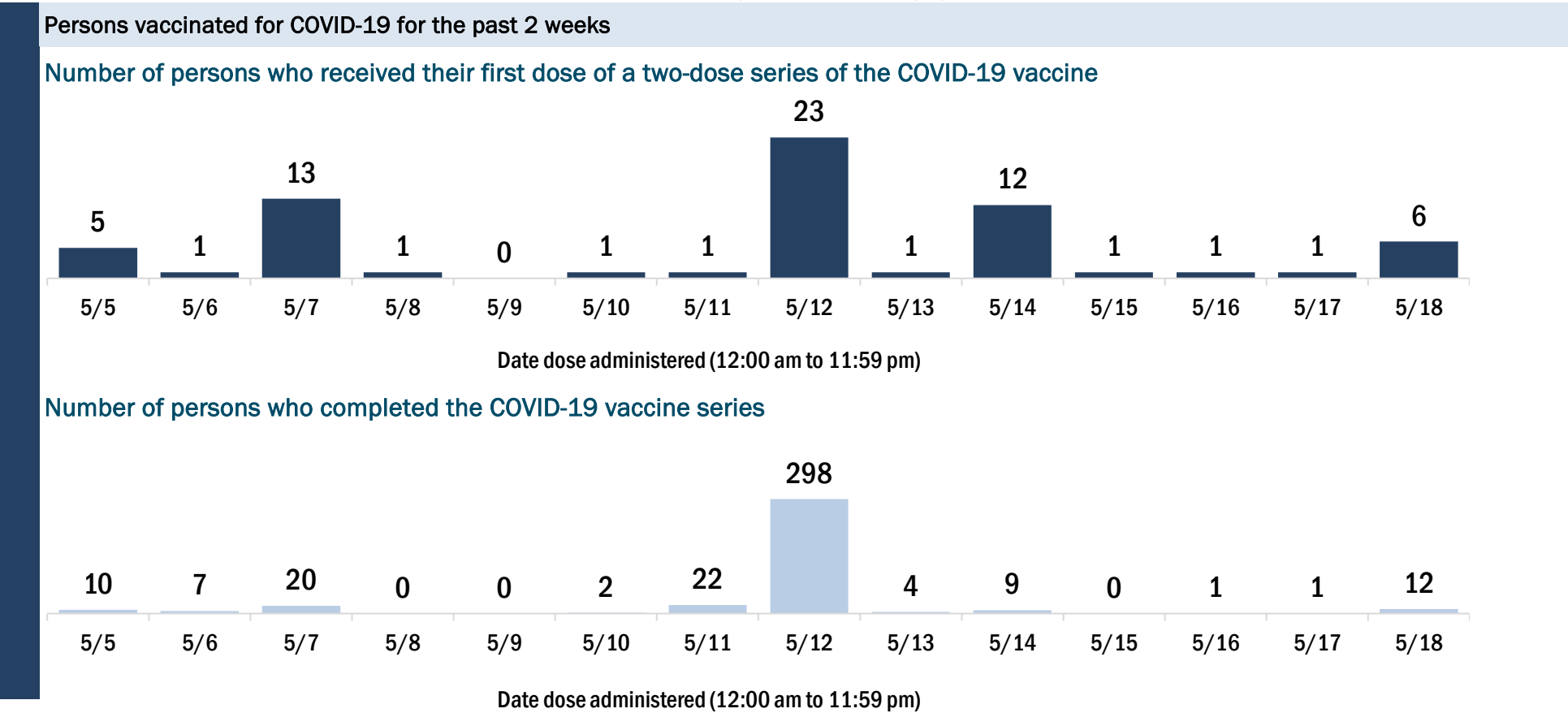
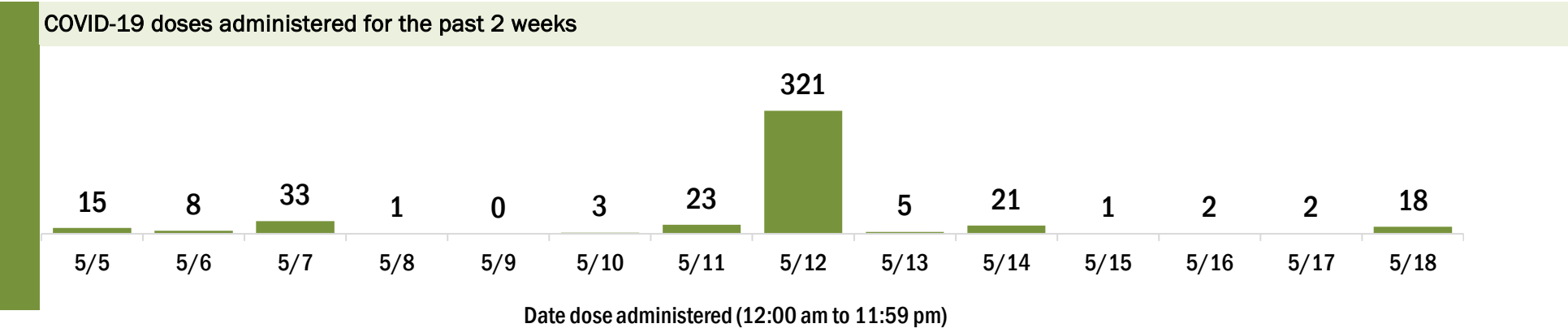
Data in this report are provisional and subject to change.

Data in this summary pertain to COVID-19 vaccines approved by the U.S. Food and Drug Administration and have been issued an Emergency Use Authorization (Janssen COVID-19 Vaccine, Moderna COVID-19 Vaccine and Pfizer-BioNTech COVID-19 Vaccine). These data summarize the number of people who have received either their first dose or have completed the series for a COVID-19 vaccine. **A person can only be counted in one category, first dose or series complete.** For persons receiving Moderna or Pfizer vaccines, once they receive their second dose, they are moved from the first dose column to the series completed column. **Because of this, the total first dose category may show a change from report to report not matching the total receiving their first dose from the previous day.** Persons receiving Johnson & Johnson vaccines will always be counted in the series completed column.

COVID-19 doses for vaccinated persons in Florida	
Doses administered	4,318
People receiving one dose of a 1-dose series (Johnson & Johnson) or receiving only one dose of a 2-dose series (Moderna, Pfizer) count once. Persons receiving both doses of a 2-dose series count twice.	

Current status of persons vaccinated for COVID-19 in Florida	
Total people vaccinated	2,402
First dose	387
Series completed	2,015
Completed 1-dose series	99
Completed 2-dose series	1,916
First dose: current number of people who have only received their first dose of the Moderna or Pfizer vaccine.	
Series complete: current number of people who have received both Moderna or Pfizer vaccine doses or one Johnson & Johnson dose and are considered fully immunized.	

Demographic summary	First dose	Series complete	Total people vaccinated
Age group	387	2,015	2,402
12-14 years	1	0	1
15-24 years	19	31	50
25-34 years	33	97	130
35-44 years	39	155	194
45-54 years	58	227	285
55-64 years	68	318	386
65-74 years	93	708	801
75-84 years	51	375	426
85+ years	25	104	129
Race	387	2,015	2,402
White	263	1,599	1,862
Black	34	175	209
American Indian/Alaskan	2	6	8
Other	26	119	145
Unknown	62	116	178
Other race includes Asian, native Hawaiian/Pacific Islander, or other.			
Ethnicity	387	2,015	2,402
Hispanic	22	103	125
Non-Hispanic	195	1,329	1,524
Unknown	170	583	753
Gender	387	2,015	2,402
Female	187	883	1,070
Male	199	1,132	1,331
Unknown	1	0	1



COVID-19: Lake County vaccine summary

Vaccination data through May 18, 2021 as of May 19, 2021 at 12:05 AM

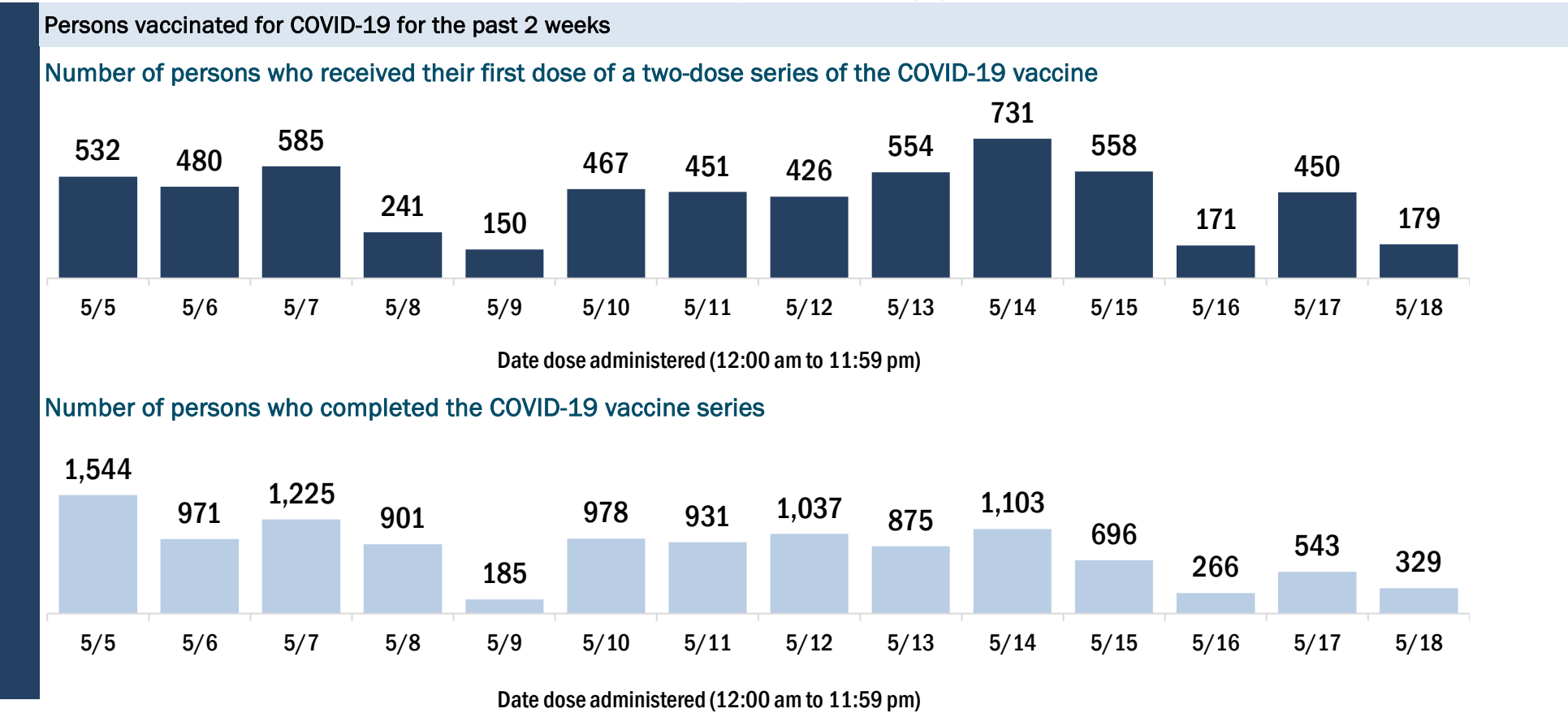
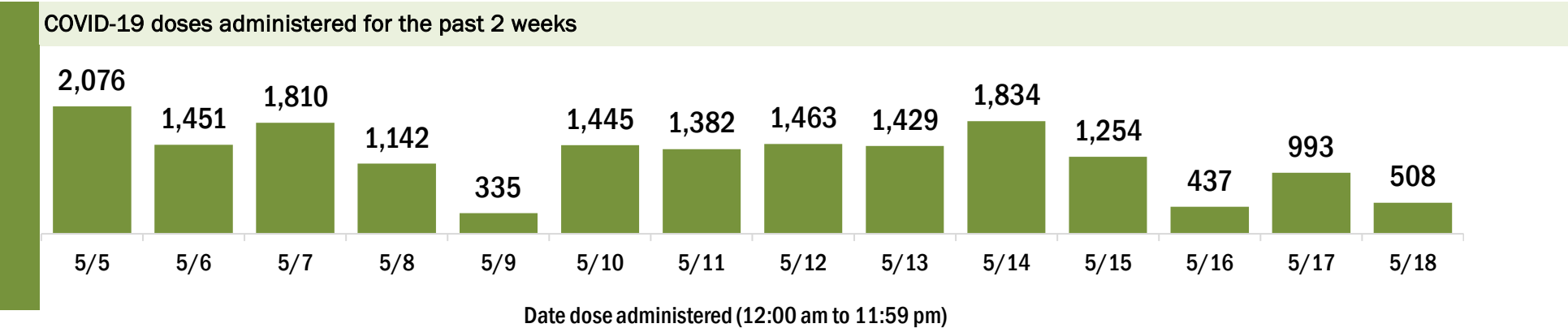
Data in this report are provisional and subject to change.

Data in this summary pertain to COVID-19 vaccines approved by the U.S. Food and Drug Administration and have been issued an Emergency Use Authorization (Janssen COVID-19 Vaccine, Moderna COVID-19 Vaccine and Pfizer-BioNTech COVID-19 Vaccine). These data summarize the number of people who have received either their first dose or have completed the series for a COVID-19 vaccine. **A person can only be counted in one category, first dose or series complete.** For persons receiving Moderna or Pfizer vaccines, once they receive their second dose, they are moved from the first dose column to the series completed column. **Because of this, the total first dose category may show a change from report to report not matching the total receiving their first dose from the previous day.** Persons receiving Johnson & Johnson vaccines will always be counted in the series completed column.

COVID-19 doses for vaccinated persons in Florida	
Doses administered	300,934
People receiving one dose of a 1-dose series (Johnson & Johnson) or receiving only one dose of a 2-dose series (Moderna, Pfizer) count once. Persons receiving both doses of a 2-dose series count twice.	

Current status of persons vaccinated for COVID-19 in Florida	
Total people vaccinated	168,240
First dose	27,645
Series completed	140,595
Completed 1-dose series	7,901
Completed 2-dose series	132,694
First dose: current number of people who have only received their first dose of the Moderna or Pfizer vaccine.	
Series complete: current number of people who have received both Moderna or Pfizer vaccine doses or one Johnson & Johnson dose and are considered fully immunized.	

Demographic summary	First dose	Series complete	Total people vaccinated
Age group	27,645	140,595	168,240
12-14 years	399	0	399
15-24 years	2,948	6,025	8,973
25-34 years	3,157	7,724	10,881
35-44 years	3,648	10,740	14,388
45-54 years	4,073	15,476	19,549
55-64 years	4,966	25,790	30,756
65-74 years	4,430	40,487	44,917
75-84 years	2,852	26,613	29,465
85+ years	1,172	7,740	8,912
Race	27,645	140,595	168,240
White	16,921	102,987	119,908
Black	1,962	7,709	9,671
American Indian/Alaskan	174	785	959
Other	3,257	12,878	16,135
Unknown	5,331	16,236	21,567
Other race includes Asian, native Hawaiian/Pacific Islander, or other.			
Ethnicity	27,645	140,595	168,240
Hispanic	3,735	11,890	15,625
Non-Hispanic	11,975	82,340	94,315
Unknown	11,935	46,365	58,300
Gender	27,645	140,595	168,240
Female	14,853	78,232	93,085
Male	12,746	62,250	74,996
Unknown	46	113	159



COVID-19: Lee County vaccine summary

Vaccination data through May 18, 2021 as of May 19, 2021 at 12:05 AM

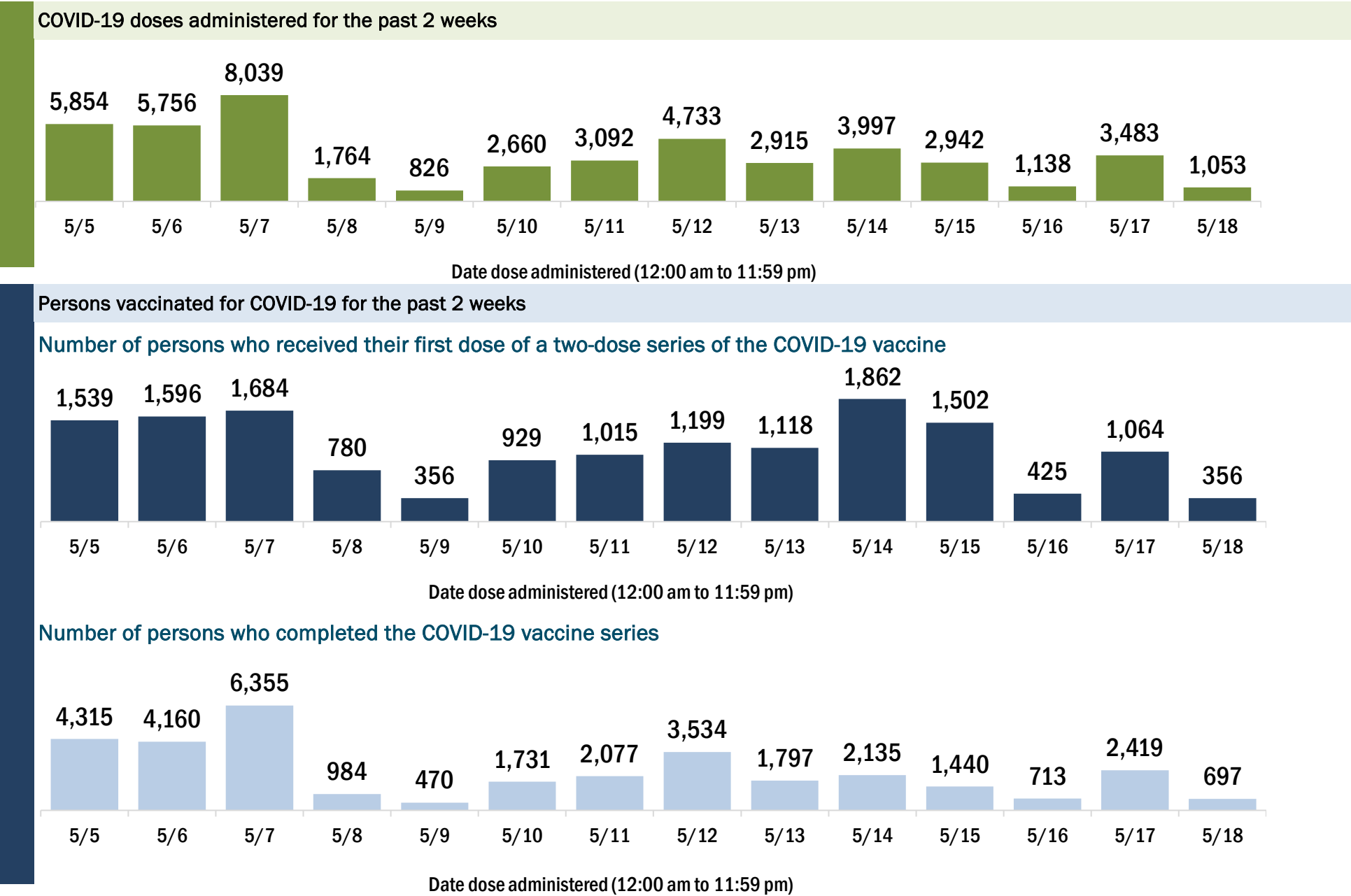
Data in this report are provisional and subject to change.

Data in this summary pertain to COVID-19 vaccines approved by the U.S. Food and Drug Administration and have been issued an Emergency Use Authorization (Janssen COVID-19 Vaccine, Moderna COVID-19 Vaccine and Pfizer-BioNTech COVID-19 Vaccine). These data summarize the number of people who have received either their first dose or have completed the series for a COVID-19 vaccine. **A person can only be counted in one category, first dose or series complete.** For persons receiving Moderna or Pfizer vaccines, once they receive their second dose, they are moved from the first dose column to the series completed column. **Because of this, the total first dose category may show a change from report to report not matching the total receiving their first dose from the previous day.** Persons receiving Johnson & Johnson vaccines will always be counted in the series completed column.

COVID-19 doses for vaccinated persons in Florida	
Doses administered	620,868
People receiving one dose of a 1-dose series (Johnson & Johnson) or receiving only one dose of a 2-dose series (Moderna, Pfizer) count once. Persons receiving both doses of a 2-dose series count twice.	

Current status of persons vaccinated for COVID-19 in Florida	
Total people vaccinated	351,562
First dose	65,328
Series completed	286,234
Completed 1-dose series	16,928
Completed 2-dose series	269,306
First dose: current number of people who have only received their first dose of the Moderna or Pfizer vaccine.	
Series complete: current number of people who have received both Moderna or Pfizer vaccine doses or one Johnson & Johnson dose and are considered fully immunized.	

Demographic summary	First dose	Series complete	Total people vaccinated
Age group	65,328	286,234	351,562
12-14 years	731	0	731
15-24 years	6,298	7,816	14,114
25-34 years	6,337	12,913	19,250
35-44 years	7,994	18,154	26,148
45-54 years	9,338	27,777	37,115
55-64 years	12,425	54,774	67,199
65-74 years	12,115	94,135	106,250
75-84 years	7,438	55,839	63,277
85+ years	2,652	14,826	17,478
Race	65,328	286,234	351,562
White	42,805	204,730	247,535
Black	3,033	7,555	10,588
American Indian/Alaskan	276	996	1,272
Other	6,664	19,927	26,591
Unknown	12,550	53,026	65,576
Other race includes Asian, native Hawaiian/Pacific Islander, or other.			
Ethnicity	65,328	286,234	351,562
Hispanic	12,326	24,936	37,262
Non-Hispanic	29,450	162,341	191,791
Unknown	23,552	98,957	122,509
Gender	65,328	286,234	351,562
Female	34,571	157,446	192,017
Male	30,588	128,337	158,925
Unknown	169	451	620



COVID-19: Leon County vaccine summary

Vaccination data through May 18, 2021 as of May 19, 2021 at 12:05 AM

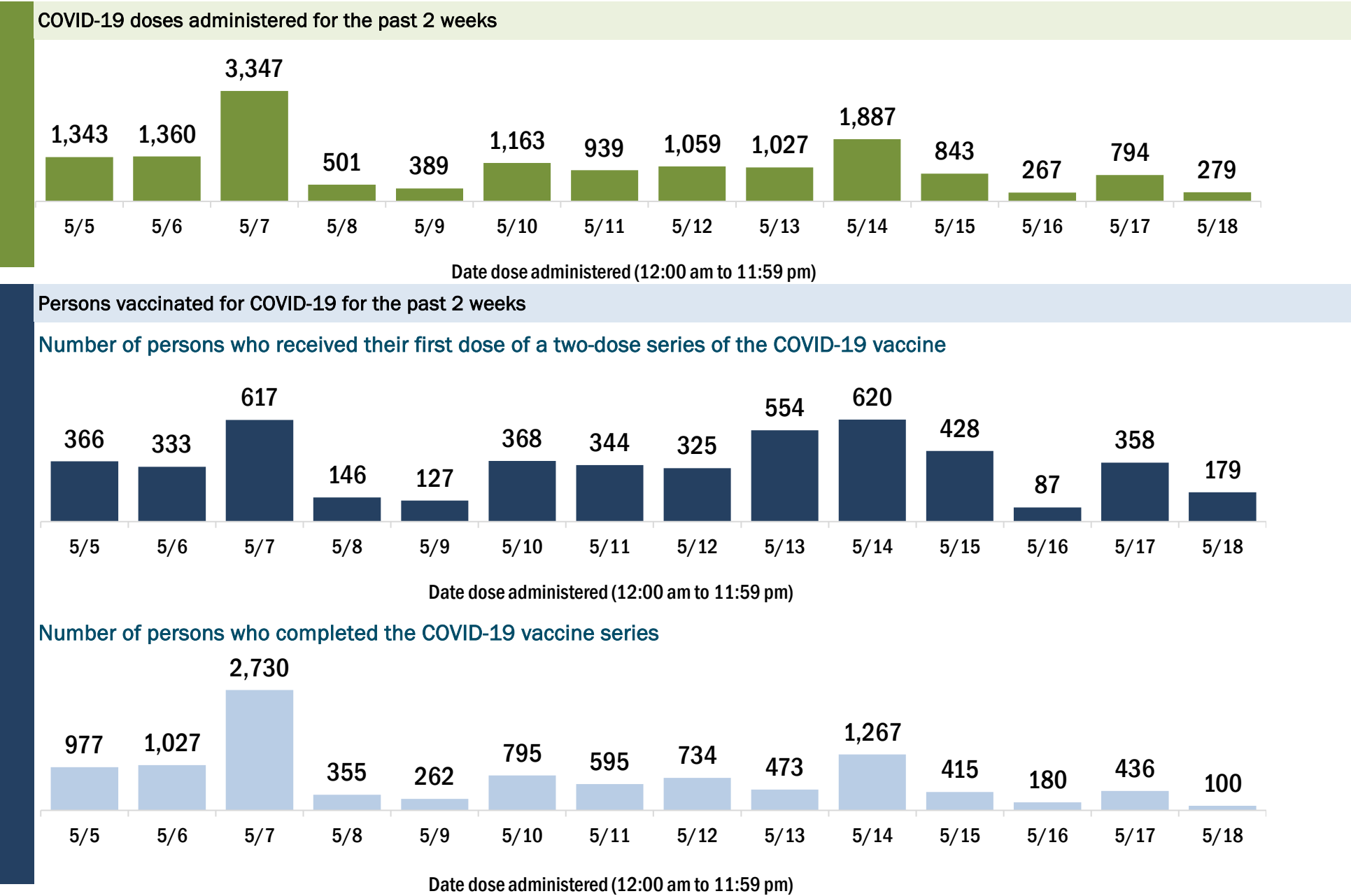
Data in this report are provisional and subject to change.

Data in this summary pertain to COVID-19 vaccines approved by the U.S. Food and Drug Administration and have been issued an Emergency Use Authorization (Janssen COVID-19 Vaccine, Moderna COVID-19 Vaccine and Pfizer-BioNTech COVID-19 Vaccine). These data summarize the number of people who have received either their first dose or have completed the series for a COVID-19 vaccine. **A person can only be counted in one category, first dose or series complete.** For persons receiving Moderna or Pfizer vaccines, once they receive their second dose, they are moved from the first dose column to the series completed column. **Because of this, the total first dose category may show a change from report to report not matching the total receiving their first dose from the previous day.** Persons receiving Johnson & Johnson vaccines will always be counted in the series completed column.

COVID-19 doses for vaccinated persons in Florida	
Doses administered	215,340
People receiving one dose of a 1-dose series (Johnson & Johnson) or receiving only one dose of a 2-dose series (Moderna, Pfizer) count once. Persons receiving both doses of a 2-dose series count twice.	

Current status of persons vaccinated for COVID-19 in Florida	
Total people vaccinated	120,046
First dose	19,707
Series completed	100,339
Completed 1-dose series	5,045
Completed 2-dose series	95,294
First dose: current number of people who have only received their first dose of the Moderna or Pfizer vaccine.	
Series complete: current number of people who have received both Moderna or Pfizer vaccine doses or one Johnson & Johnson dose and are considered fully immunized.	

Demographic summary	First dose	Series complete	Total people vaccinated
Age group	19,707	100,339	120,046
12-14 years	447	0	447
15-24 years	4,195	10,339	14,534
25-34 years	3,328	12,059	15,387
35-44 years	3,043	12,674	15,717
45-54 years	2,578	14,256	16,834
55-64 years	2,459	19,029	21,488
65-74 years	2,052	19,902	21,954
75-84 years	1,025	8,984	10,009
85+ years	580	3,096	3,676
Race	19,707	100,339	120,046
White	10,438	58,844	69,282
Black	3,627	14,201	17,828
American Indian/Alaskan	64	314	378
Other	2,579	17,484	20,063
Unknown	2,999	9,496	12,495
Other race includes Asian, native Hawaiian/Pacific Islander, or other.			
Ethnicity	19,707	100,339	120,046
Hispanic	1,434	4,984	6,418
Non-Hispanic	12,259	72,722	84,981
Unknown	6,014	22,633	28,647
Gender	19,707	100,339	120,046
Female	10,737	56,995	67,732
Male	8,923	43,301	52,224
Unknown	47	43	90



COVID-19: Levy County vaccine summary

Vaccination data through May 18, 2021 as of May 19, 2021 at 12:05 AM

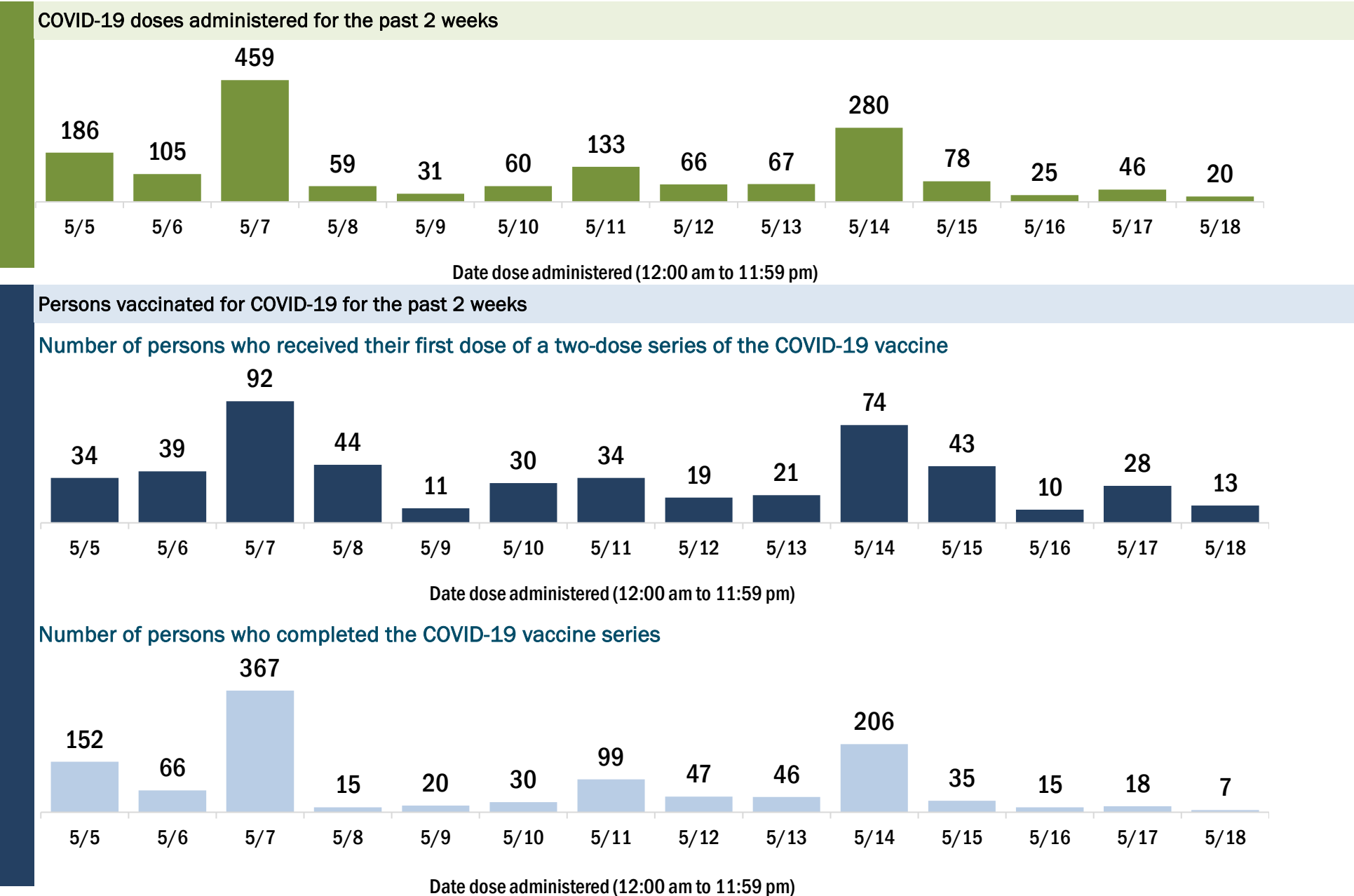
Data in this report are provisional and subject to change.

Data in this summary pertain to COVID-19 vaccines approved by the U.S. Food and Drug Administration and have been issued an Emergency Use Authorization (Janssen COVID-19 Vaccine, Moderna COVID-19 Vaccine and Pfizer-BioNTech COVID-19 Vaccine). These data summarize the number of people who have received either their first dose or have completed the series for a COVID-19 vaccine. **A person can only be counted in one category, first dose or series complete.** For persons receiving Moderna or Pfizer vaccines, once they receive their second dose, they are moved from the first dose column to the series completed column. **Because of this, the total first dose category may show a change from report to report not matching the total receiving their first dose from the previous day.** Persons receiving Johnson & Johnson vaccines will always be counted in the series completed column.

COVID-19 doses for vaccinated persons in Florida	
Doses administered	22,084
People receiving one dose of a 1-dose series (Johnson & Johnson) or receiving only one dose of a 2-dose series (Moderna, Pfizer) count once. Persons receiving both doses of a 2-dose series count twice.	

Current status of persons vaccinated for COVID-19 in Florida	
Total people vaccinated	12,733
First dose	1,992
Series completed	10,741
Completed 1-dose series	1,390
Completed 2-dose series	9,351
First dose: current number of people who have only received their first dose of the Moderna or Pfizer vaccine.	
Series complete: current number of people who have received both Moderna or Pfizer vaccine doses or one Johnson & Johnson dose and are considered fully immunized.	

Demographic summary	First dose	Series complete	Total people vaccinated
Age group	1,992	10,741	12,733
12-14 years	14	0	14
15-24 years	142	230	372
25-34 years	192	397	589
35-44 years	222	550	772
45-54 years	259	1,016	1,275
55-64 years	500	2,365	2,865
65-74 years	412	3,731	4,143
75-84 years	196	1,974	2,170
85+ years	55	478	533
Race	1,992	10,741	12,733
White	1,404	8,498	9,902
Black	191	685	876
American Indian/Alaskan	9	56	65
Other	176	609	785
Unknown	212	893	1,105
Other race includes Asian, native Hawaiian/Pacific Islander, or other.			
Ethnicity	1,992	10,741	12,733
Hispanic	168	535	703
Non-Hispanic	1,269	7,806	9,075
Unknown	555	2,400	2,955
Gender	1,992	10,741	12,733
Female	1,117	6,049	7,166
Male	872	4,692	5,564
Unknown	3	0	3



COVID-19: Liberty County vaccine summary

Vaccination data through May 18, 2021 as of May 19, 2021 at 12:05 AM

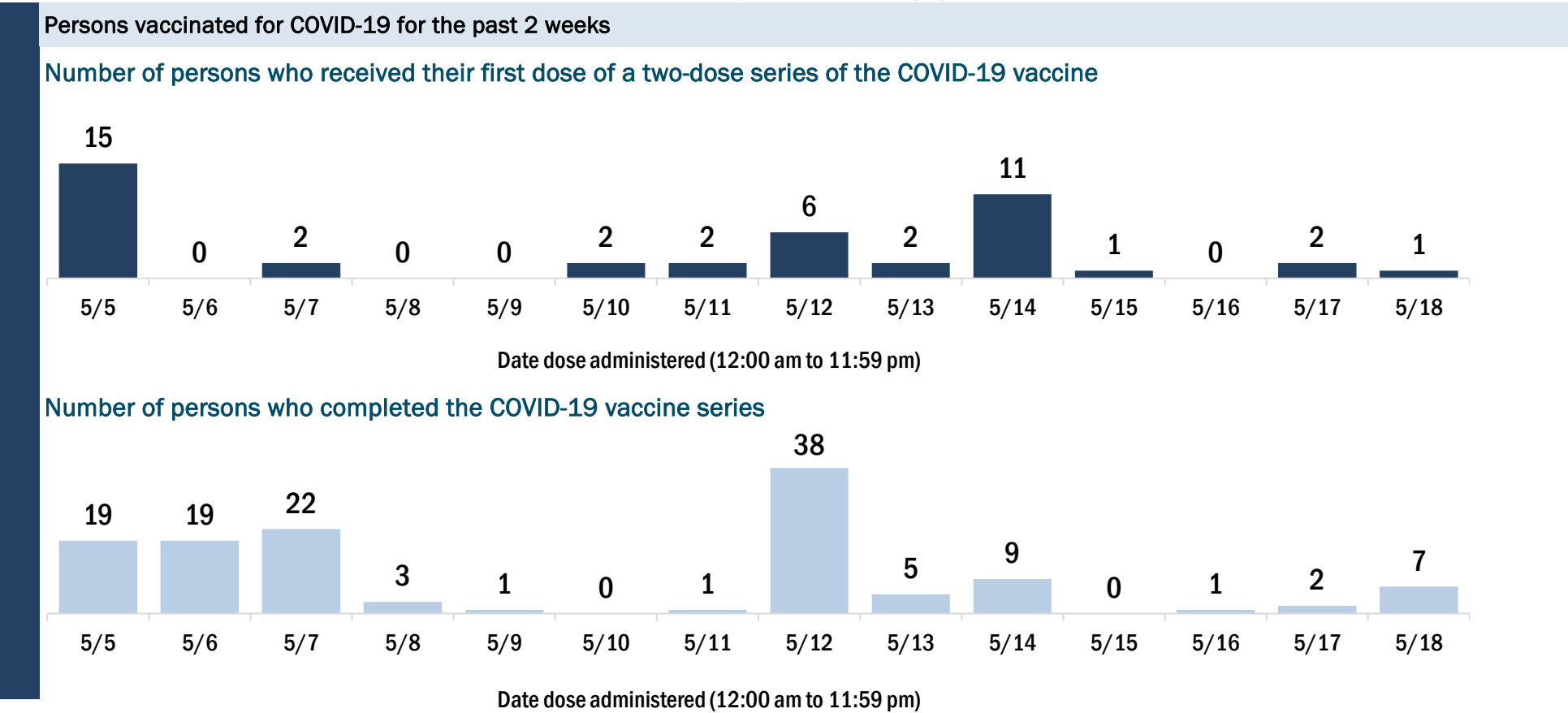
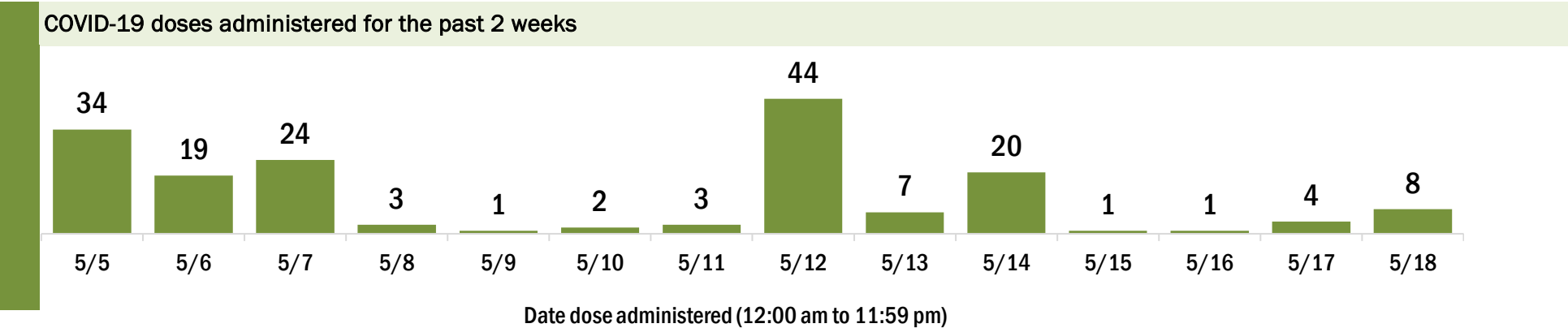
Data in this report are provisional and subject to change.

Data in this summary pertain to COVID-19 vaccines approved by the U.S. Food and Drug Administration and have been issued an Emergency Use Authorization (Janssen COVID-19 Vaccine, Moderna COVID-19 Vaccine and Pfizer-BioNTech COVID-19 Vaccine). These data summarize the number of people who have received either their first dose or have completed the series for a COVID-19 vaccine. **A person can only be counted in one category, first dose or series complete.** For persons receiving Moderna or Pfizer vaccines, once they receive their second dose, they are moved from the first dose column to the series completed column. **Because of this, the total first dose category may show a change from report to report not matching the total receiving their first dose from the previous day.** Persons receiving Johnson & Johnson vaccines will always be counted in the series completed column.

COVID-19 doses for vaccinated persons in Florida	
Doses administered	3,372
People receiving one dose of a 1-dose series (Johnson & Johnson) or receiving only one dose of a 2-dose series (Moderna, Pfizer) count once. Persons receiving both doses of a 2-dose series count twice.	

Current status of persons vaccinated for COVID-19 in Florida	
Total people vaccinated	2,063
First dose	659
Series completed	1,404
Completed 1-dose series	95
Completed 2-dose series	1,309
First dose: current number of people who have only received their first dose of the Moderna or Pfizer vaccine.	
Series complete: current number of people who have received both Moderna or Pfizer vaccine doses or one Johnson & Johnson dose and are considered fully immunized.	

Demographic summary	First dose	Series complete	Total people vaccinated
Age group	659	1,404	2,063
12-14 years	0	0	0
15-24 years	25	36	61
25-34 years	95	54	149
35-44 years	144	108	252
45-54 years	161	148	309
55-64 years	142	342	484
65-74 years	67	428	495
75-84 years	21	229	250
85+ years	4	59	63
Race	659	1,404	2,063
White	209	1,011	1,220
Black	80	136	216
American Indian/Alaskan	2	11	13
Other	33	116	149
Unknown	335	130	465
Other race includes Asian, native Hawaiian/Pacific Islander, or other.			
Ethnicity	659	1,404	2,063
Hispanic	12	23	35
Non-Hispanic	112	776	888
Unknown	535	605	1,140
Gender	659	1,404	2,063
Female	118	752	870
Male	541	652	1,193
Unknown	0	0	0



COVID-19: Madison County vaccine summary

Vaccination data through May 18, 2021 as of May 19, 2021 at 12:05 AM

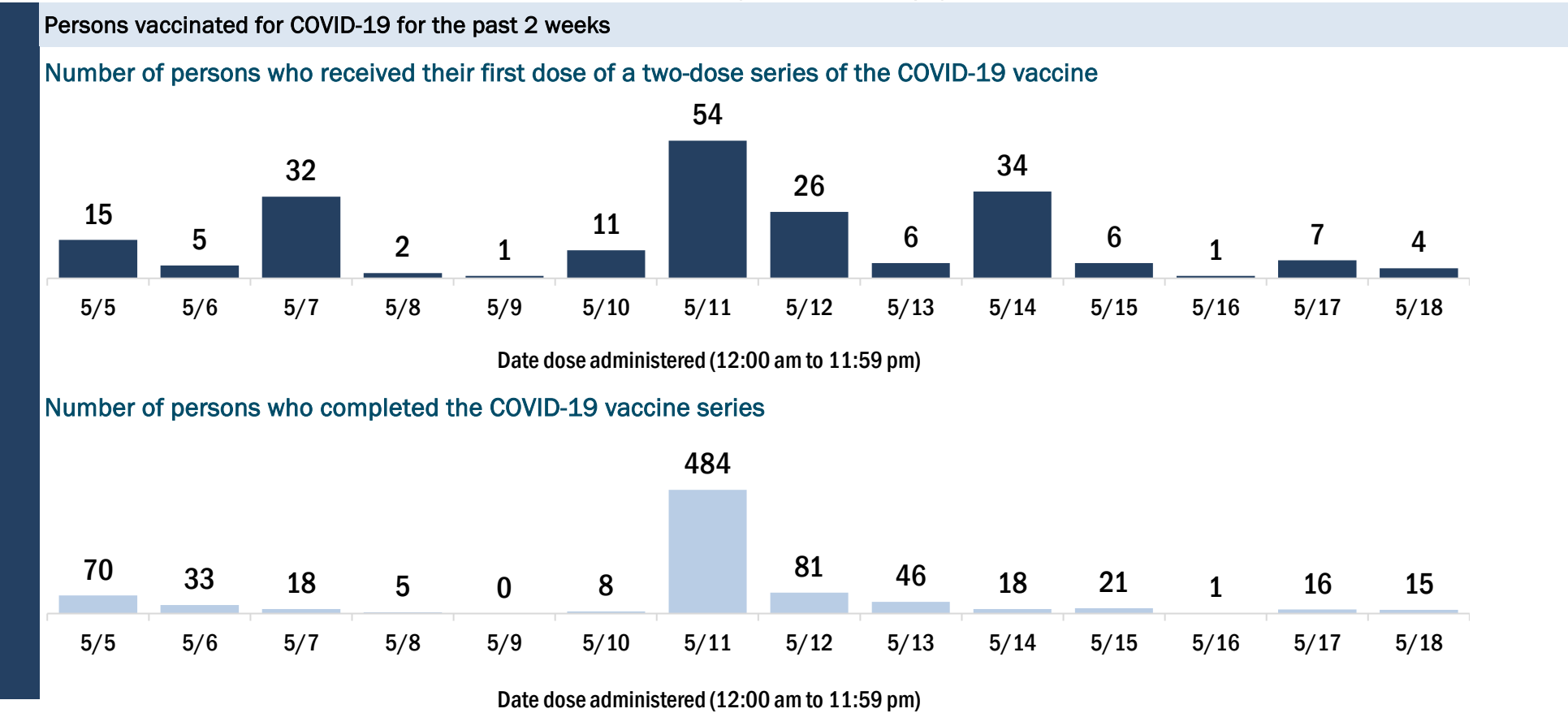
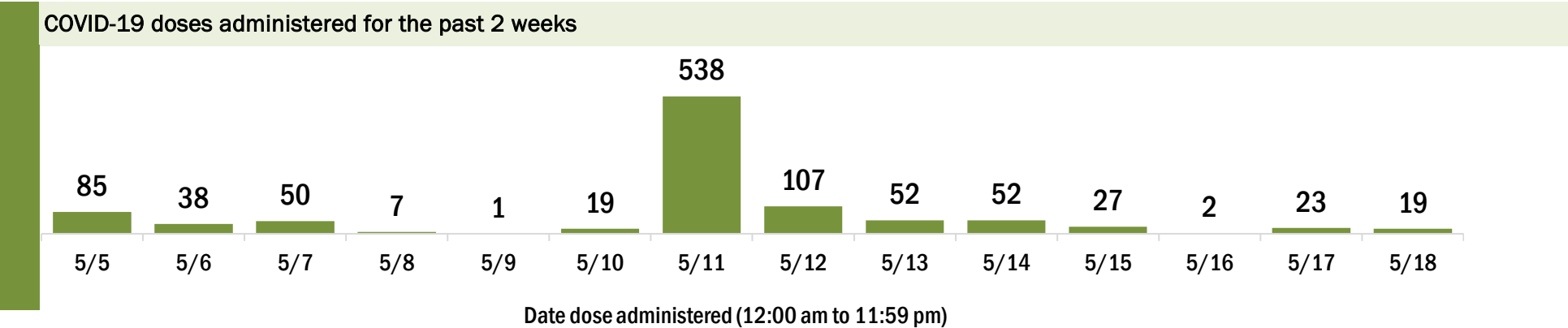
Data in this report are provisional and subject to change.

Data in this summary pertain to COVID-19 vaccines approved by the U.S. Food and Drug Administration and have been issued an Emergency Use Authorization (Janssen COVID-19 Vaccine, Moderna COVID-19 Vaccine and Pfizer-BioNTech COVID-19 Vaccine). These data summarize the number of people who have received either their first dose or have completed the series for a COVID-19 vaccine. **A person can only be counted in one category, first dose or series complete.** For persons receiving Moderna or Pfizer vaccines, once they receive their second dose, they are moved from the first dose column to the series completed column. **Because of this, the total first dose category may show a change from report to report not matching the total receiving their first dose from the previous day.** Persons receiving Johnson & Johnson vaccines will always be counted in the series completed column.

COVID-19 doses for vaccinated persons in Florida	
Doses administered	10,018
People receiving one dose of a 1-dose series (Johnson & Johnson) or receiving only one dose of a 2-dose series (Moderna, Pfizer) count once. Persons receiving both doses of a 2-dose series count twice.	

Current status of persons vaccinated for COVID-19 in Florida	
Total people vaccinated	5,736
First dose	998
Series completed	4,738
Completed 1-dose series	456
Completed 2-dose series	4,282
First dose: current number of people who have only received their first dose of the Moderna or Pfizer vaccine.	
Series complete: current number of people who have received both Moderna or Pfizer vaccine doses or one Johnson & Johnson dose and are considered fully immunized.	

Demographic summary	First dose	Series complete	Total people vaccinated
Age group	998	4,738	5,736
12-14 years	2	0	2
15-24 years	62	100	162
25-34 years	115	200	315
35-44 years	130	402	532
45-54 years	189	614	803
55-64 years	285	1,001	1,286
65-74 years	129	1,449	1,578
75-84 years	62	767	829
85+ years	24	205	229
Race	998	4,738	5,736
White	471	2,601	3,072
Black	355	1,511	1,866
American Indian/Alaskan	0	9	9
Other	82	377	459
Unknown	90	240	330
Other race includes Asian, native Hawaiian/Pacific Islander, or other.			
Ethnicity	998	4,738	5,736
Hispanic	68	214	282
Non-Hispanic	732	2,824	3,556
Unknown	198	1,700	1,898
Gender	998	4,738	5,736
Female	476	2,351	2,827
Male	522	2,387	2,909
Unknown	0	0	0



COVID-19: Manatee County vaccine summary

Vaccination data through May 18, 2021 as of May 19, 2021 at 12:05 AM

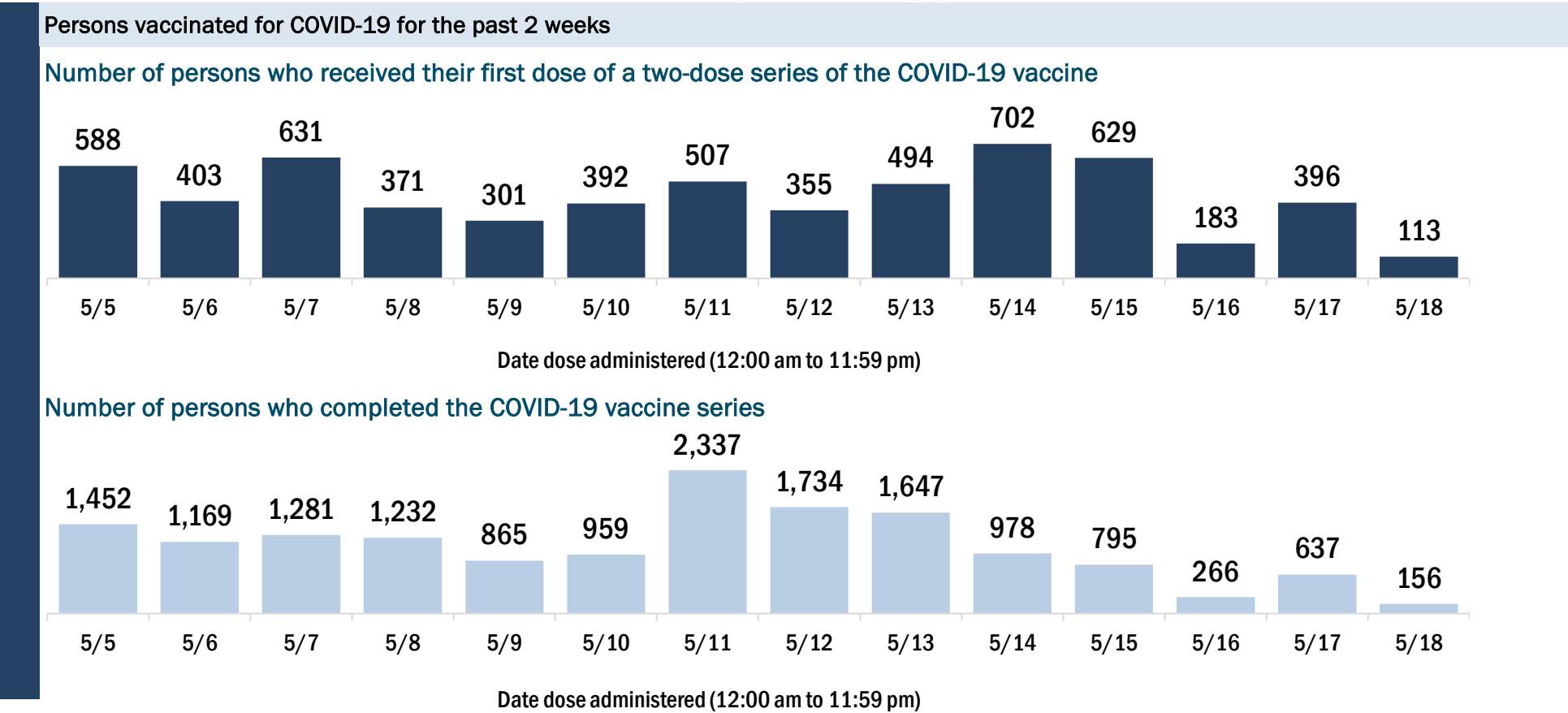
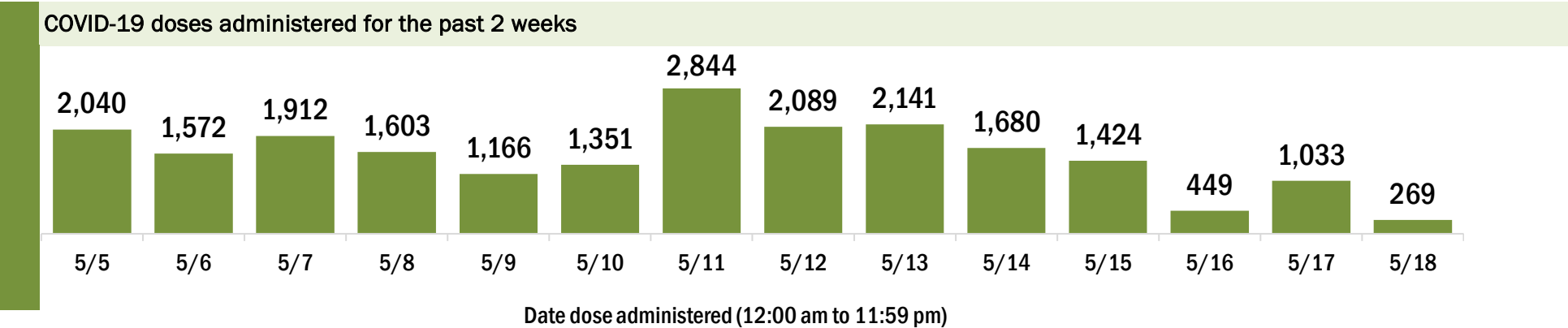
Data in this report are provisional and subject to change.

Data in this summary pertain to COVID-19 vaccines approved by the U.S. Food and Drug Administration and have been issued an Emergency Use Authorization (Janssen COVID-19 Vaccine, Moderna COVID-19 Vaccine and Pfizer-BioNTech COVID-19 Vaccine). These data summarize the number of people who have received either their first dose or have completed the series for a COVID-19 vaccine. **A person can only be counted in one category, first dose or series complete.** For persons receiving Moderna or Pfizer vaccines, once they receive their second dose, they are moved from the first dose column to the series completed column. **Because of this, the total first dose category may show a change from report to report not matching the total receiving their first dose from the previous day.** Persons receiving Johnson & Johnson vaccines will always be counted in the series completed column.

COVID-19 doses for vaccinated persons in Florida	
Doses administered	320,713
People receiving one dose of a 1-dose series (Johnson & Johnson) or receiving only one dose of a 2-dose series (Moderna, Pfizer) count once. Persons receiving both doses of a 2-dose series count twice.	

Current status of persons vaccinated for COVID-19 in Florida	
Total people vaccinated	181,344
First dose	34,066
Series completed	147,278
Completed 1-dose series	7,909
Completed 2-dose series	139,369
First dose: current number of people who have only received their first dose of the Moderna or Pfizer vaccine.	
Series complete: current number of people who have received both Moderna or Pfizer vaccine doses or one Johnson & Johnson dose and are considered fully immunized.	

Demographic summary	First dose	Series complete	Total people vaccinated
Age group	34,066	147,278	181,344
12-14 years	339	0	339
15-24 years	2,997	4,998	7,995
25-34 years	3,080	7,688	10,768
35-44 years	3,679	10,741	14,420
45-54 years	4,695	16,476	21,171
55-64 years	6,214	29,692	35,906
65-74 years	7,000	44,793	51,793
75-84 years	4,375	25,263	29,638
85+ years	1,687	7,627	9,314
Race	34,066	147,278	181,344
White	23,385	112,120	135,505
Black	1,449	4,827	6,276
American Indian/Alaskan	152	602	754
Other	3,086	11,660	14,746
Unknown	5,994	18,069	24,063
Other race includes Asian, native Hawaiian/Pacific Islander, or other.			
Ethnicity	34,066	147,278	181,344
Hispanic	3,765	9,451	13,216
Non-Hispanic	17,647	89,305	106,952
Unknown	12,654	48,522	61,176
Gender	34,066	147,278	181,344
Female	18,175	81,303	99,478
Male	15,780	65,895	81,675
Unknown	111	80	191



COVID-19: Marion County vaccine summary

Vaccination data through May 18, 2021 as of May 19, 2021 at 12:05 AM

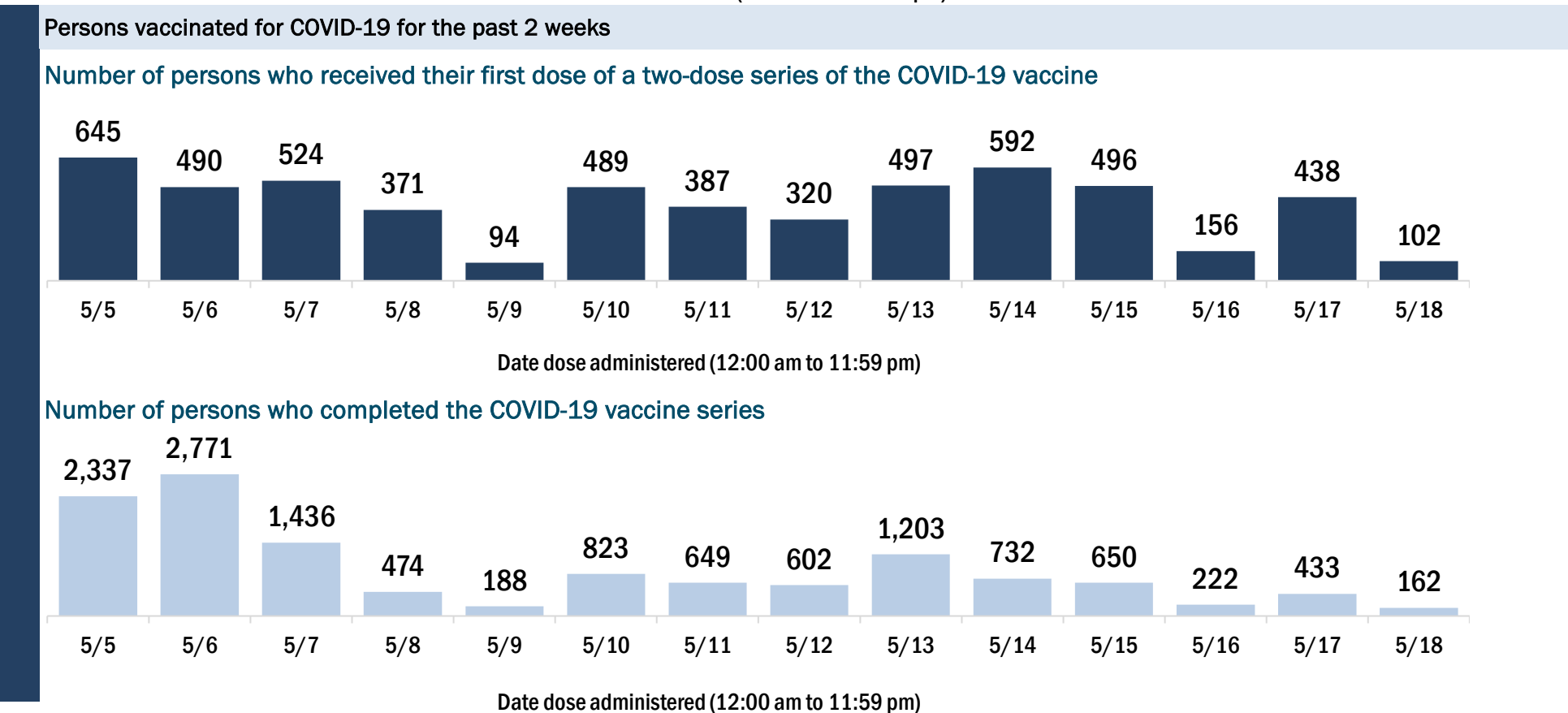
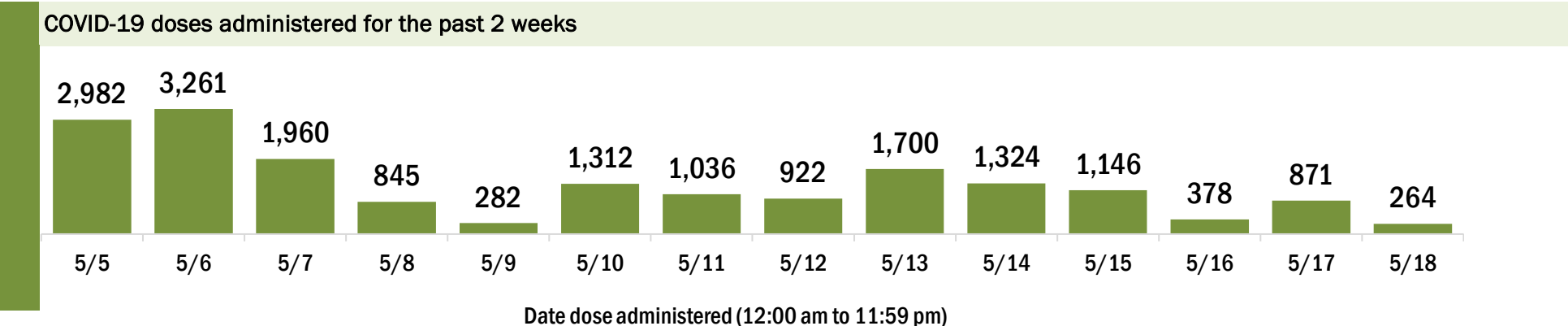
Data in this report are provisional and subject to change.

Data in this summary pertain to COVID-19 vaccines approved by the U.S. Food and Drug Administration and have been issued an Emergency Use Authorization (Janssen COVID-19 Vaccine, Moderna COVID-19 Vaccine and Pfizer-BioNTech COVID-19 Vaccine). These data summarize the number of people who have received either their first dose or have completed the series for a COVID-19 vaccine. **A person can only be counted in one category, first dose or series complete.** For persons receiving Moderna or Pfizer vaccines, once they receive their second dose, they are moved from the first dose column to the series completed column. **Because of this, the total first dose category may show a change from report to report not matching the total receiving their first dose from the previous day.** Persons receiving Johnson & Johnson vaccines will always be counted in the series completed column.

COVID-19 doses for vaccinated persons in Florida	
Doses administered	267,383
People receiving one dose of a 1-dose series (Johnson & Johnson) or receiving only one dose of a 2-dose series (Moderna, Pfizer) count once. Persons receiving both doses of a 2-dose series count twice.	

Current status of persons vaccinated for COVID-19 in Florida	
Total people vaccinated	148,941
First dose	24,039
Series completed	124,902
Completed 1-dose series	6,460
Completed 2-dose series	118,442
First dose: current number of people who have only received their first dose of the Moderna or Pfizer vaccine.	
Series complete: current number of people who have received both Moderna or Pfizer vaccine doses or one Johnson & Johnson dose and are considered fully immunized.	

Demographic summary	First dose	Series complete	Total people vaccinated
Age group	24,039	124,902	148,941
12-14 years	260	0	260
15-24 years	2,144	3,748	5,892
25-34 years	2,265	5,676	7,941
35-44 years	2,664	7,916	10,580
45-54 years	3,453	11,910	15,363
55-64 years	4,972	22,720	27,692
65-74 years	4,261	38,922	43,183
75-84 years	2,868	26,552	29,420
85+ years	1,152	7,458	8,610
Race	24,039	124,902	148,941
White	14,505	87,033	101,538
Black	2,035	8,529	10,564
American Indian/Alaskan	109	478	587
Other	2,993	11,376	14,369
Unknown	4,397	17,486	21,883
Other race includes Asian, native Hawaiian/Pacific Islander, or other.			
Ethnicity	24,039	124,902	148,941
Hispanic	3,203	10,091	13,294
Non-Hispanic	11,764	76,642	88,406
Unknown	9,072	38,169	47,241
Gender	24,039	124,902	148,941
Female	13,298	70,902	84,200
Male	10,692	53,953	64,645
Unknown	49	47	96



COVID-19: Martin County vaccine summary

Vaccination data through May 18, 2021 as of May 19, 2021 at 12:05 AM

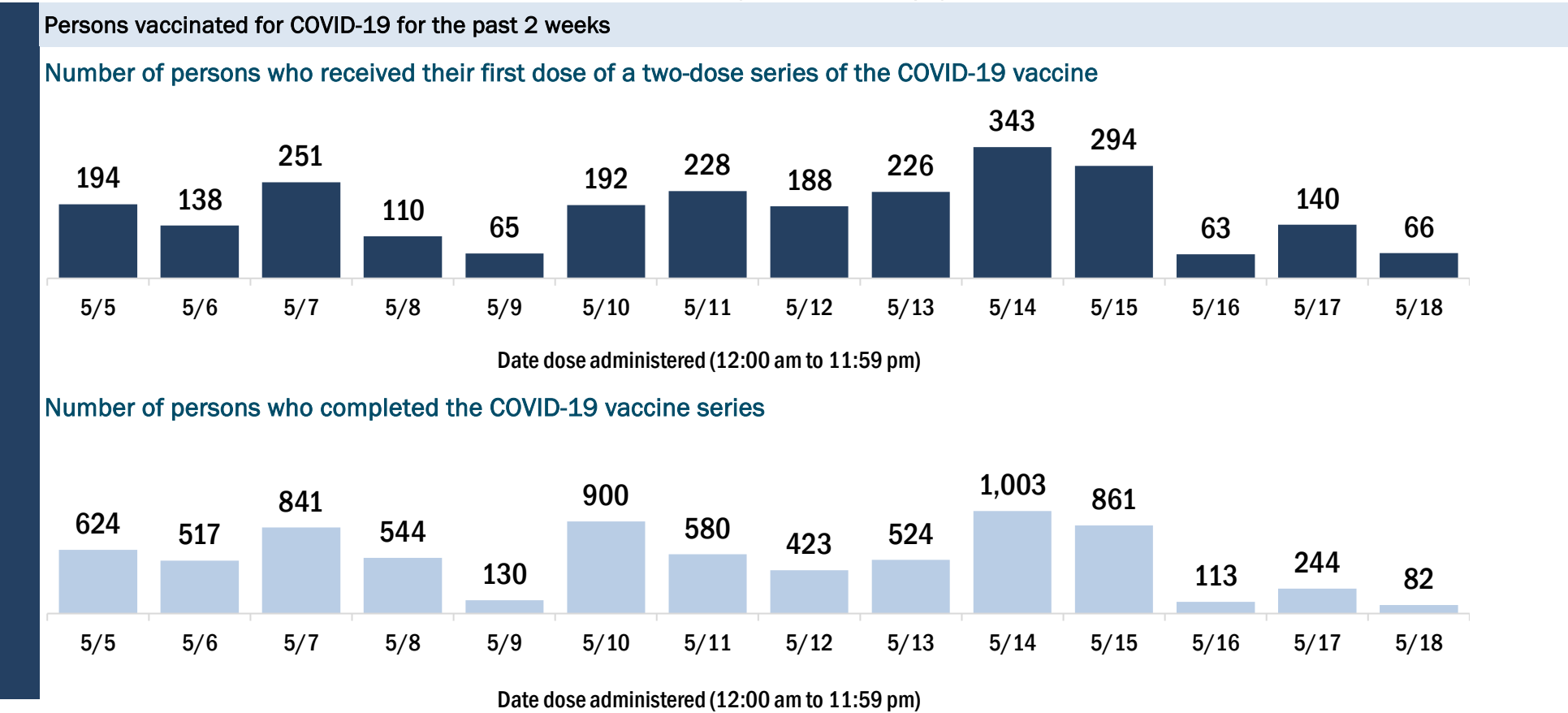
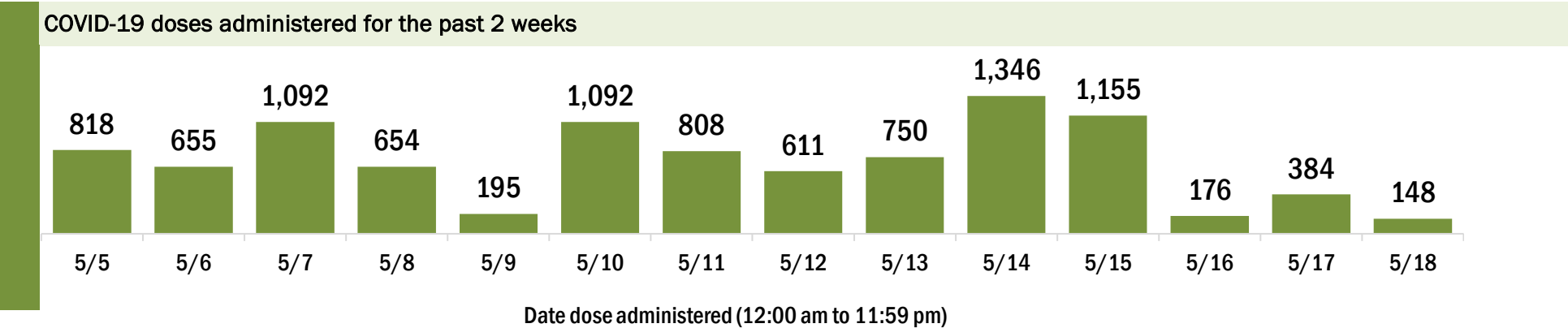
Data in this report are provisional and subject to change.

Data in this summary pertain to COVID-19 vaccines approved by the U.S. Food and Drug Administration and have been issued an Emergency Use Authorization (Janssen COVID-19 Vaccine, Moderna COVID-19 Vaccine and Pfizer-BioNTech COVID-19 Vaccine). These data summarize the number of people who have received either their first dose or have completed the series for a COVID-19 vaccine. **A person can only be counted in one category, first dose or series complete.** For persons receiving Moderna or Pfizer vaccines, once they receive their second dose, they are moved from the first dose column to the series completed column. **Because of this, the total first dose category may show a change from report to report not matching the total receiving their first dose from the previous day.** Persons receiving Johnson & Johnson vaccines will always be counted in the series completed column.

COVID-19 doses for vaccinated persons in Florida	
Doses administered	138,912
People receiving one dose of a 1-dose series (Johnson & Johnson) or receiving only one dose of a 2-dose series (Moderna, Pfizer) count once. Persons receiving both doses of a 2-dose series count twice.	

Current status of persons vaccinated for COVID-19 in Florida	
Total people vaccinated	78,732
First dose	14,613
Series completed	64,119
Completed 1-dose series	3,939
Completed 2-dose series	60,180
First dose: current number of people who have only received their first dose of the Moderna or Pfizer vaccine.	
Series complete: current number of people who have received both Moderna or Pfizer vaccine doses or one Johnson & Johnson dose and are considered fully immunized.	

Demographic summary	First dose	Series complete	Total people vaccinated
Age group	14,613	64,119	78,732
12-14 years	136	0	136
15-24 years	1,187	1,874	3,061
25-34 years	1,170	2,481	3,651
35-44 years	1,454	4,022	5,476
45-54 years	2,070	6,307	8,377
55-64 years	3,537	13,024	16,561
65-74 years	2,519	18,934	21,453
75-84 years	1,734	12,796	14,530
85+ years	806	4,681	5,487
Race	14,613	64,119	78,732
White	10,169	43,921	54,090
Black	533	1,590	2,123
American Indian/Alaskan	53	134	187
Other	1,221	4,585	5,806
Unknown	2,637	13,889	16,526
Other race includes Asian, native Hawaiian/Pacific Islander, or other.			
Ethnicity	14,613	64,119	78,732
Hispanic	1,305	2,923	4,228
Non-Hispanic	7,299	29,027	36,326
Unknown	6,009	32,169	38,178
Gender	14,613	64,119	78,732
Female	7,641	35,379	43,020
Male	6,955	28,721	35,676
Unknown	17	19	36



COVID-19: Monroe County vaccine summary

Vaccination data through May 18, 2021 as of May 19, 2021 at 12:05 AM

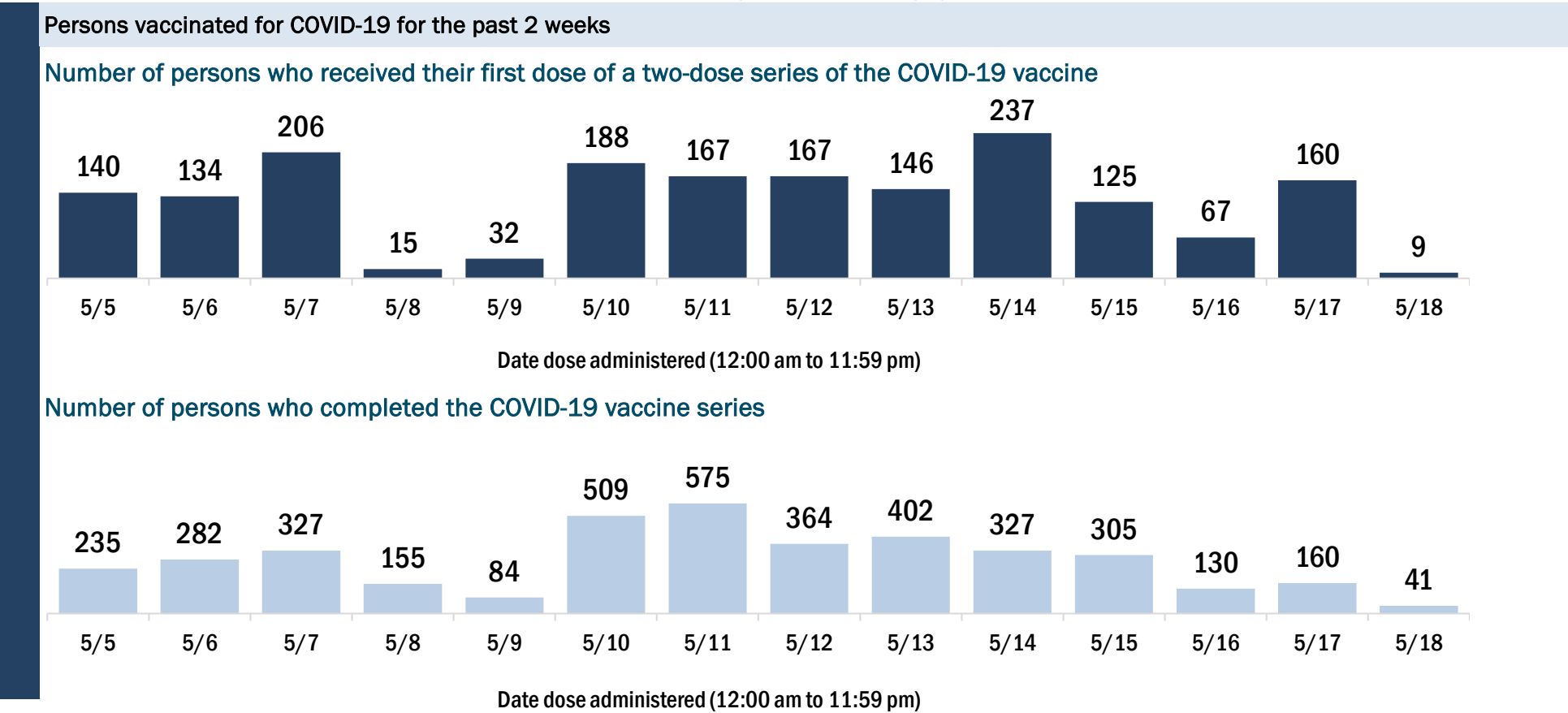
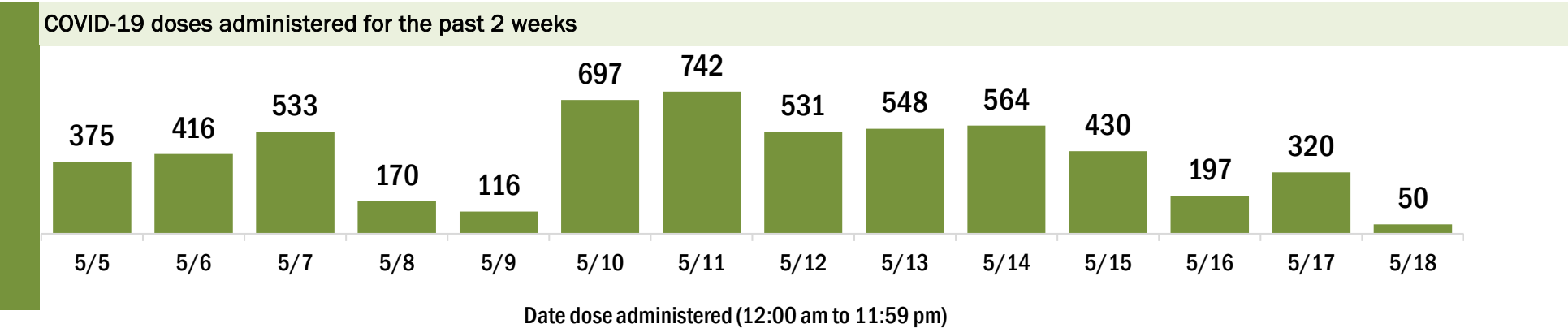
Data in this report are provisional and subject to change.

Data in this summary pertain to COVID-19 vaccines approved by the U.S. Food and Drug Administration and have been issued an Emergency Use Authorization (Janssen COVID-19 Vaccine, Moderna COVID-19 Vaccine and Pfizer-BioNTech COVID-19 Vaccine). These data summarize the number of people who have received either their first dose or have completed the series for a COVID-19 vaccine. **A person can only be counted in one category, first dose or series complete.** For persons receiving Moderna or Pfizer vaccines, once they receive their second dose, they are moved from the first dose column to the series completed column. **Because of this, the total first dose category may show a change from report to report not matching the total receiving their first dose from the previous day.** Persons receiving Johnson & Johnson vaccines will always be counted in the series completed column.

COVID-19 doses for vaccinated persons in Florida	
Doses administered	67,740
People receiving one dose of a 1-dose series (Johnson & Johnson) or receiving only one dose of a 2-dose series (Moderna, Pfizer) count once. Persons receiving both doses of a 2-dose series count twice.	

Current status of persons vaccinated for COVID-19 in Florida	
Total people vaccinated	40,424
First dose	10,144
Series completed	30,280
Completed 1-dose series	2,964
Completed 2-dose series	27,316
First dose: current number of people who have only received their first dose of the Moderna or Pfizer vaccine.	
Series complete: current number of people who have received both Moderna or Pfizer vaccine doses or one Johnson & Johnson dose and are considered fully immunized.	

Demographic summary	First dose	Series complete	Total people vaccinated
Age group	10,144	30,280	40,424
12-14 years	55	0	55
15-24 years	786	847	1,633
25-34 years	1,217	1,623	2,840
35-44 years	1,517	2,512	4,029
45-54 years	1,880	3,941	5,821
55-64 years	2,311	7,220	9,531
65-74 years	1,626	9,174	10,800
75-84 years	600	3,978	4,578
85+ years	152	985	1,137
Race	10,144	30,280	40,424
White	6,597	21,800	28,397
Black	307	660	967
American Indian/Alaskan	42	107	149
Other	772	1,771	2,543
Unknown	2,426	5,942	8,368
Other race includes Asian, native Hawaiian/Pacific Islander, or other.			
Ethnicity	10,144	30,280	40,424
Hispanic	1,660	3,202	4,862
Non-Hispanic	4,597	16,691	21,288
Unknown	3,887	10,387	14,274
Gender	10,144	30,280	40,424
Female	4,992	15,591	20,583
Male	5,143	14,686	19,829
Unknown	9	3	12



COVID-19: Nassau County vaccine summary

Vaccination data through May 18, 2021 as of May 19, 2021 at 12:05 AM

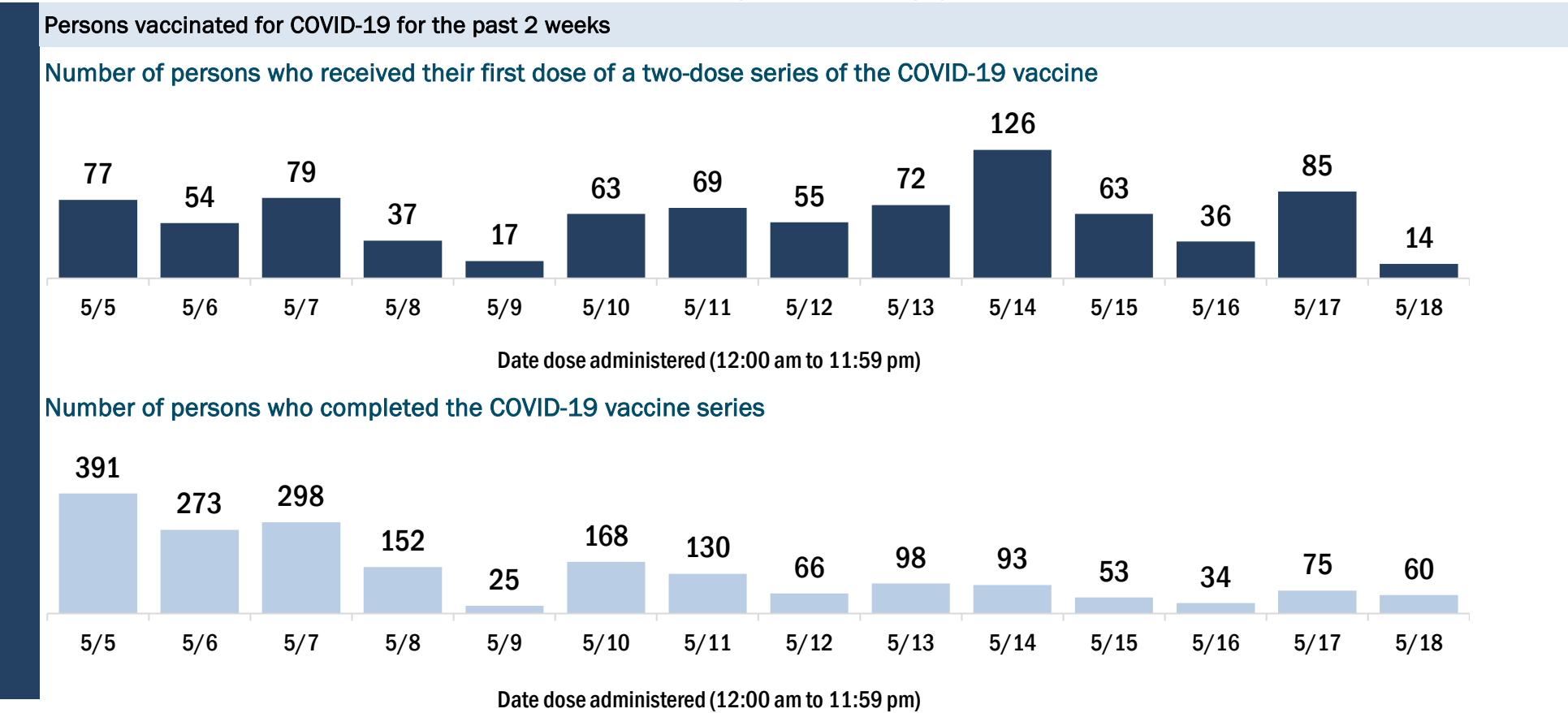
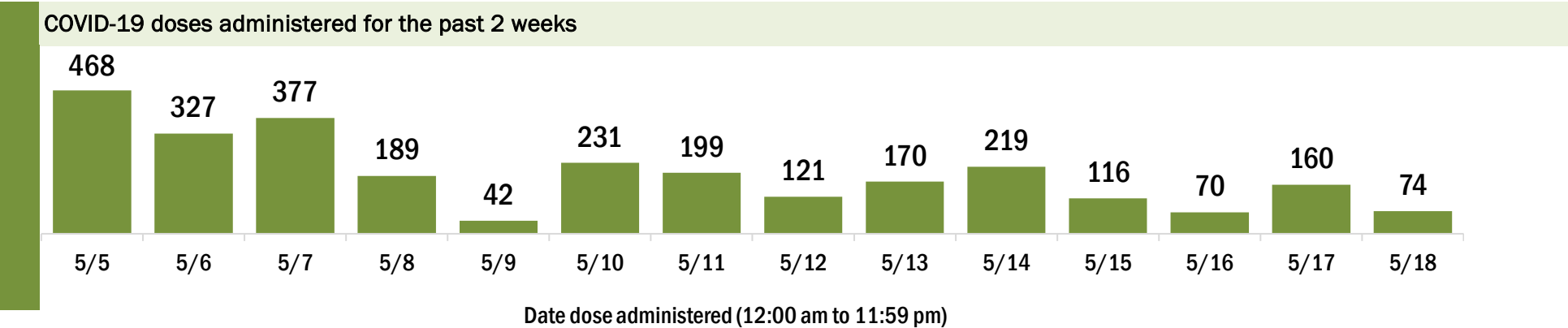
Data in this report are provisional and subject to change.

Data in this summary pertain to COVID-19 vaccines approved by the U.S. Food and Drug Administration and have been issued an Emergency Use Authorization (Janssen COVID-19 Vaccine, Moderna COVID-19 Vaccine and Pfizer-BioNTech COVID-19 Vaccine). These data summarize the number of people who have received either their first dose or have completed the series for a COVID-19 vaccine. **A person can only be counted in one category, first dose or series complete.** For persons receiving Moderna or Pfizer vaccines, once they receive their second dose, they are moved from the first dose column to the series completed column. **Because of this, the total first dose category may show a change from report to report not matching the total receiving their first dose from the previous day.** Persons receiving Johnson & Johnson vaccines will always be counted in the series completed column.

COVID-19 doses for vaccinated persons in Florida	
Doses administered	64,405
People receiving one dose of a 1-dose series (Johnson & Johnson) or receiving only one dose of a 2-dose series (Moderna, Pfizer) count once. Persons receiving both doses of a 2-dose series count twice.	

Current status of persons vaccinated for COVID-19 in Florida	
Total people vaccinated	35,388
First dose	3,911
Series completed	31,477
Completed 1-dose series	2,460
Completed 2-dose series	29,017
First dose: current number of people who have only received their first dose of the Moderna or Pfizer vaccine.	
Series complete: current number of people who have received both Moderna or Pfizer vaccine doses or one Johnson & Johnson dose and are considered fully immunized.	

Demographic summary	First dose	Series complete	Total people vaccinated
Age group	3,911	31,477	35,388
12-14 years	75	0	75
15-24 years	466	1,067	1,533
25-34 years	409	1,450	1,859
35-44 years	443	2,399	2,842
45-54 years	567	3,562	4,129
55-64 years	705	7,164	7,869
65-74 years	723	9,762	10,485
75-84 years	396	4,719	5,115
85+ years	127	1,354	1,481
Race	3,911	31,477	35,388
White	2,776	25,529	28,305
Black	195	1,482	1,677
American Indian/Alaskan	18	125	143
Other	241	1,594	1,835
Unknown	681	2,747	3,428
Other race includes Asian, native Hawaiian/Pacific Islander, or other.			
Ethnicity	3,911	31,477	35,388
Hispanic	177	895	1,072
Non-Hispanic	2,463	24,730	27,193
Unknown	1,271	5,852	7,123
Gender	3,911	31,477	35,388
Female	2,094	17,487	19,581
Male	1,810	13,988	15,798
Unknown	7	2	9



COVID-19: Okaloosa County vaccine summary

Vaccination data through May 18, 2021 as of May 19, 2021 at 12:05 AM

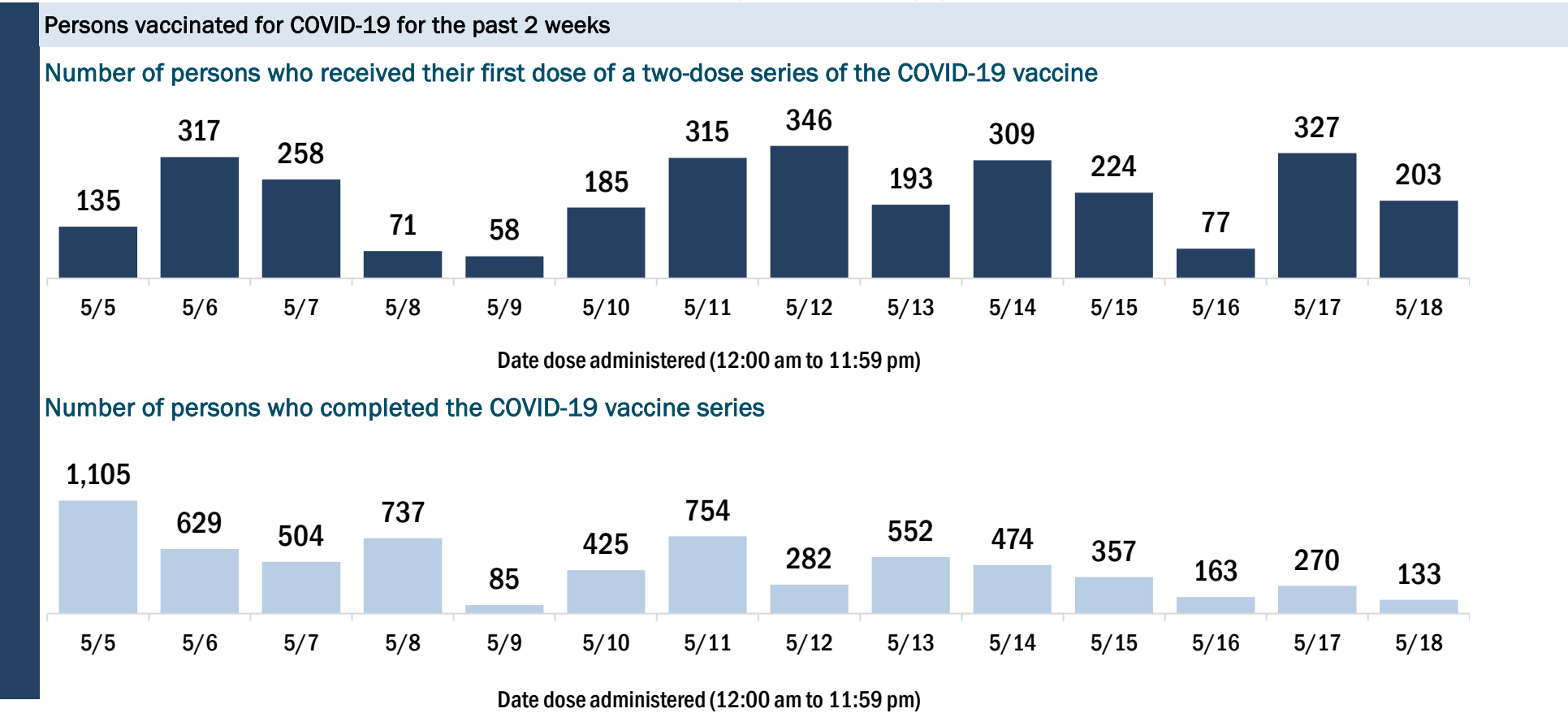
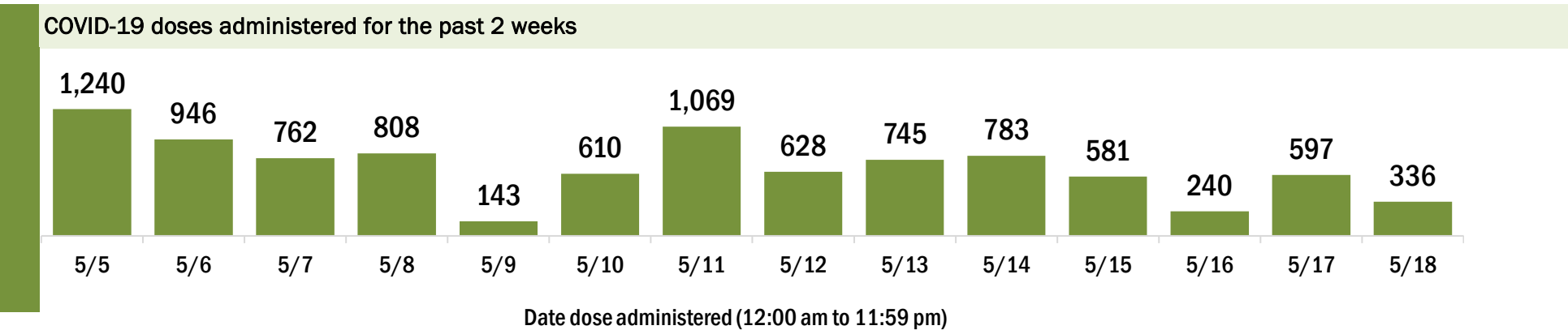
Data in this report are provisional and subject to change.

Data in this summary pertain to COVID-19 vaccines approved by the U.S. Food and Drug Administration and have been issued an Emergency Use Authorization (Janssen COVID-19 Vaccine, Moderna COVID-19 Vaccine and Pfizer-BioNTech COVID-19 Vaccine). These data summarize the number of people who have received either their first dose or have completed the series for a COVID-19 vaccine. **A person can only be counted in one category, first dose or series complete.** For persons receiving Moderna or Pfizer vaccines, once they receive their second dose, they are moved from the first dose column to the series completed column. **Because of this, the total first dose category may show a change from report to report not matching the total receiving their first dose from the previous day.** Persons receiving Johnson & Johnson vaccines will always be counted in the series completed column.

COVID-19 doses for vaccinated persons in Florida	
Doses administered	114,286
People receiving one dose of a 1-dose series (Johnson & Johnson) or receiving only one dose of a 2-dose series (Moderna, Pfizer) count once. Persons receiving both doses of a 2-dose series count twice.	

Current status of persons vaccinated for COVID-19 in Florida	
Total people vaccinated	65,191
First dose	11,157
Series completed	54,034
Completed 1-dose series	4,939
Completed 2-dose series	49,095
First dose: current number of people who have only received their first dose of the Moderna or Pfizer vaccine.	
Series complete: current number of people who have received both Moderna or Pfizer vaccine doses or one Johnson & Johnson dose and are considered fully immunized.	

Demographic summary	First dose	Series complete	Total people vaccinated
Age group	11,157	54,034	65,191
12-14 years	145	0	145
15-24 years	1,287	2,250	3,537
25-34 years	1,651	3,846	5,497
35-44 years	1,629	5,164	6,793
45-54 years	1,569	6,479	8,048
55-64 years	2,059	12,240	14,299
65-74 years	1,557	13,860	15,417
75-84 years	917	7,457	8,374
85+ years	343	2,738	3,081
Race	11,157	54,034	65,191
White	6,215	37,043	43,258
Black	713	3,043	3,756
American Indian/Alaskan	73	238	311
Other	1,242	5,122	6,364
Unknown	2,914	8,588	11,502
Other race includes Asian, native Hawaiian/Pacific Islander, or other.			
Ethnicity	11,157	54,034	65,191
Hispanic	840	2,377	3,217
Non-Hispanic	5,352	33,695	39,047
Unknown	4,965	17,962	22,927
Gender	11,157	54,034	65,191
Female	6,033	30,340	36,373
Male	5,017	23,665	28,682
Unknown	107	29	136



COVID-19: Okeechobee County vaccine summary

Vaccination data through May 18, 2021 as of May 19, 2021 at 12:05 AM

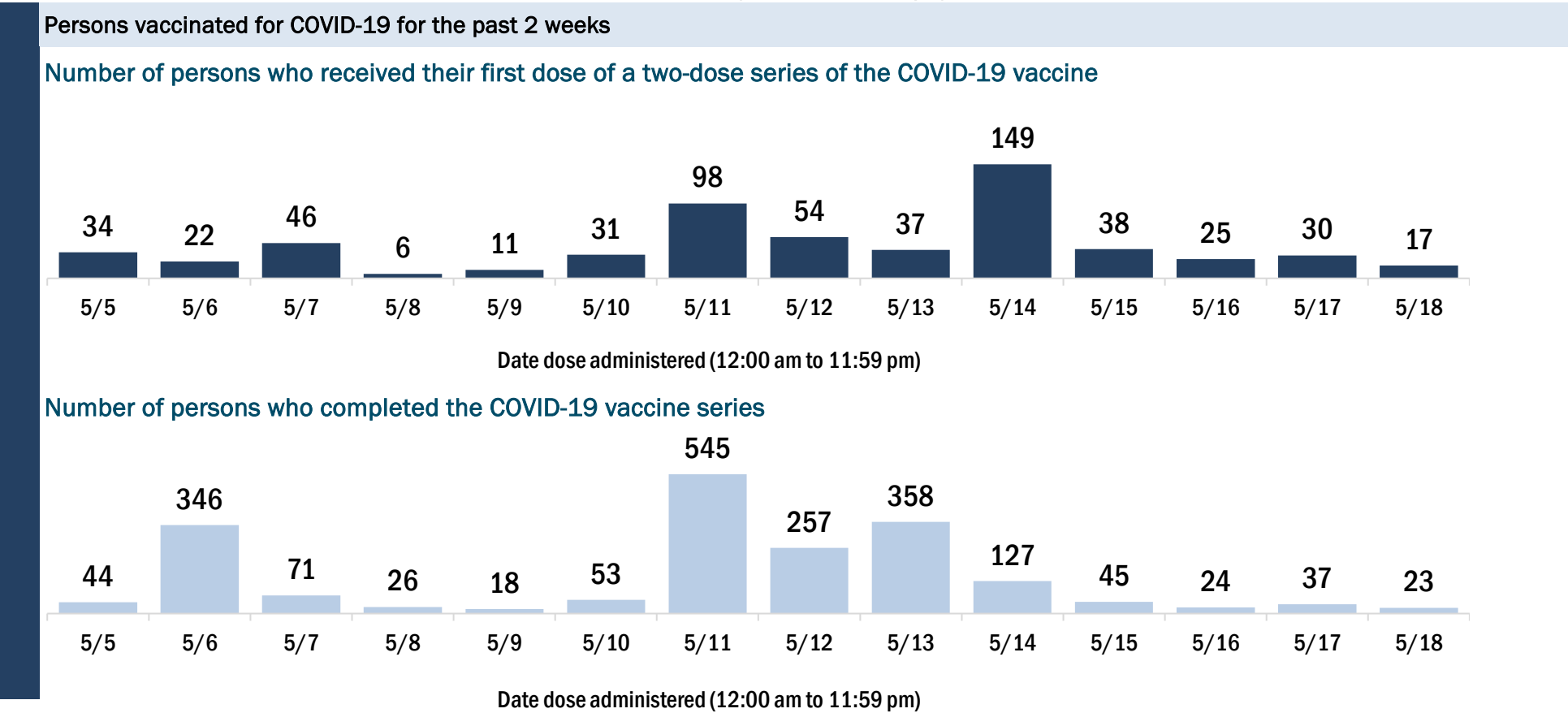
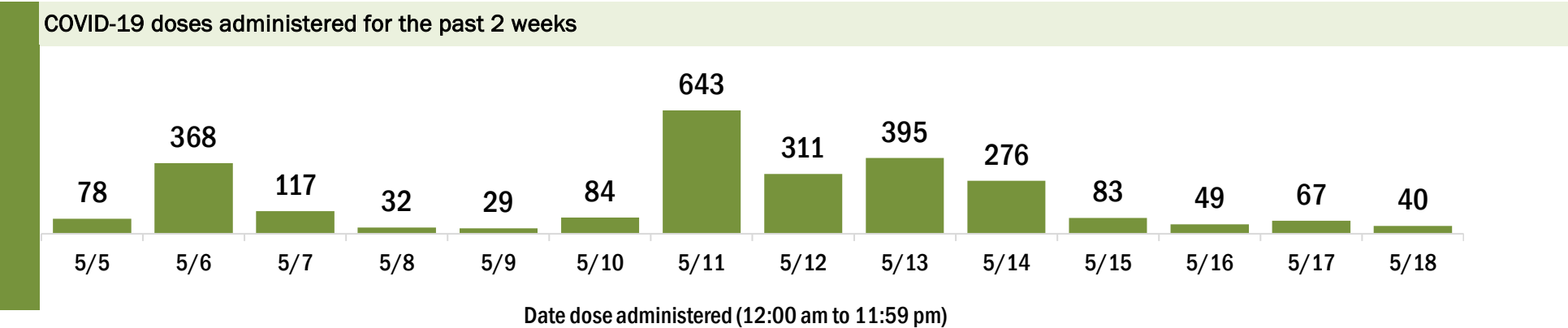
Data in this report are provisional and subject to change.

Data in this summary pertain to COVID-19 vaccines approved by the U.S. Food and Drug Administration and have been issued an Emergency Use Authorization (Janssen COVID-19 Vaccine, Moderna COVID-19 Vaccine and Pfizer-BioNTech COVID-19 Vaccine). These data summarize the number of people who have received either their first dose or have completed the series for a COVID-19 vaccine. **A person can only be counted in one category, first dose or series complete.** For persons receiving Moderna or Pfizer vaccines, once they receive their second dose, they are moved from the first dose column to the series completed column. **Because of this, the total first dose category may show a change from report to report not matching the total receiving their first dose from the previous day.** Persons receiving Johnson & Johnson vaccines will always be counted in the series completed column.

COVID-19 doses for vaccinated persons in Florida	
Doses administered	21,274
People receiving one dose of a 1-dose series (Johnson & Johnson) or receiving only one dose of a 2-dose series (Moderna, Pfizer) count once. Persons receiving both doses of a 2-dose series count twice.	

Current status of persons vaccinated for COVID-19 in Florida	
Total people vaccinated	12,126
First dose	2,164
Series completed	9,962
Completed 1-dose series	814
Completed 2-dose series	9,148
First dose: current number of people who have only received their first dose of the Moderna or Pfizer vaccine.	
Series complete: current number of people who have received both Moderna or Pfizer vaccine doses or one Johnson & Johnson dose and are considered fully immunized.	

Demographic summary	First dose	Series complete	Total people vaccinated
Age group	2,164	9,962	12,126
12-14 years	19	0	19
15-24 years	201	279	480
25-34 years	257	535	792
35-44 years	275	774	1,049
45-54 years	353	1,148	1,501
55-64 years	496	1,899	2,395
65-74 years	320	2,927	3,247
75-84 years	199	1,874	2,073
85+ years	44	526	570
Race	2,164	9,962	12,126
White	1,402	7,381	8,783
Black	95	306	401
American Indian/Alaskan	5	45	50
Other	247	881	1,128
Unknown	415	1,349	1,764
Other race includes Asian, native Hawaiian/Pacific Islander, or other.			
Ethnicity	2,164	9,962	12,126
Hispanic	521	1,283	1,804
Non-Hispanic	913	6,247	7,160
Unknown	730	2,432	3,162
Gender	2,164	9,962	12,126
Female	978	5,082	6,060
Male	1,180	4,880	6,060
Unknown	6	0	6



COVID-19: Orange County vaccine summary

Vaccination data through May 18, 2021 as of May 19, 2021 at 12:05 AM

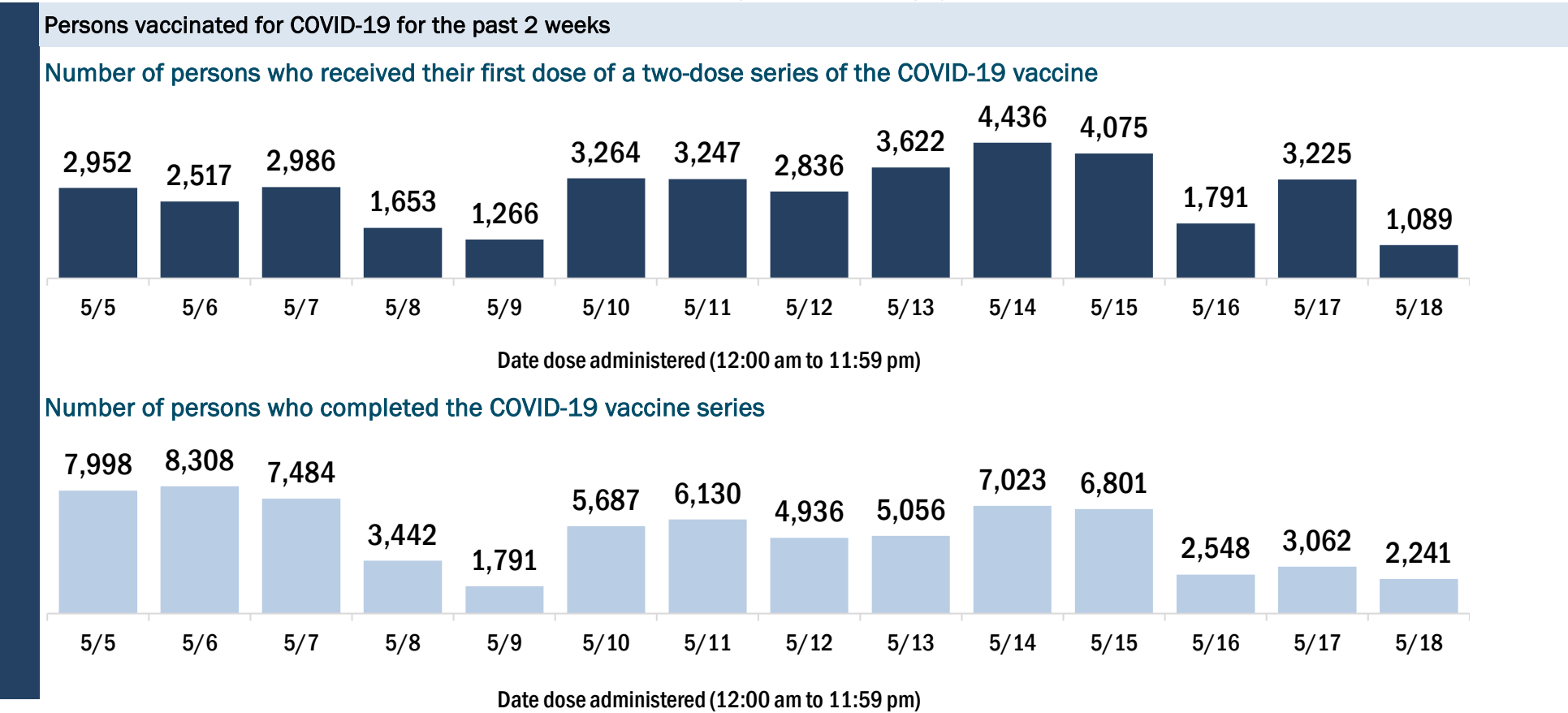
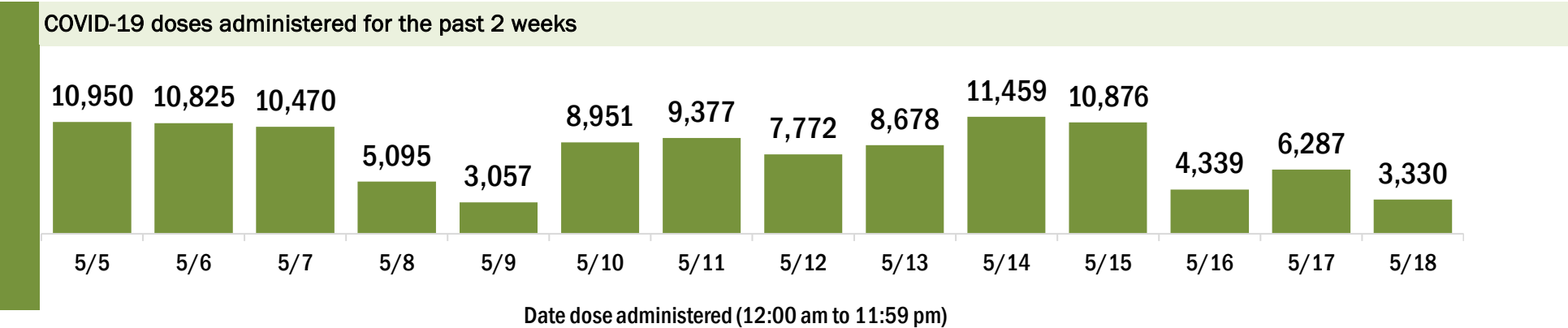
Data in this report are provisional and subject to change.

Data in this summary pertain to COVID-19 vaccines approved by the U.S. Food and Drug Administration and have been issued an Emergency Use Authorization (Janssen COVID-19 Vaccine, Moderna COVID-19 Vaccine and Pfizer-BioNTech COVID-19 Vaccine). These data summarize the number of people who have received either their first dose or have completed the series for a COVID-19 vaccine. **A person can only be counted in one category, first dose or series complete.** For persons receiving Moderna or Pfizer vaccines, once they receive their second dose, they are moved from the first dose column to the series completed column. **Because of this, the total first dose category may show a change from report to report not matching the total receiving their first dose from the previous day.** Persons receiving Johnson & Johnson vaccines will always be counted in the series completed column.

COVID-19 doses for vaccinated persons in Florida	
Doses administered	1,003,717
People receiving one dose of a 1-dose series (Johnson & Johnson) or receiving only one dose of a 2-dose series (Moderna, Pfizer) count once. Persons receiving both doses of a 2-dose series count twice.	

Current status of persons vaccinated for COVID-19 in Florida	
Total people vaccinated	595,119
First dose	121,218
Series completed	473,901
Completed 1-dose series	65,303
Completed 2-dose series	408,598
First dose: current number of people who have only received their first dose of the Moderna or Pfizer vaccine.	
Series complete: current number of people who have received both Moderna or Pfizer vaccine doses or one Johnson & Johnson dose and are considered fully immunized.	

Demographic summary	First dose	Series complete	Total people vaccinated
Age group	121,218	473,901	595,119
12-14 years	3,099	0	3,099
15-24 years	20,598	42,069	62,667
25-34 years	22,501	62,265	84,766
35-44 years	22,175	76,196	98,371
45-54 years	19,778	83,884	103,662
55-64 years	16,119	89,065	105,184
65-74 years	9,122	74,725	83,847
75-84 years	4,652	33,800	38,452
85+ years	3,174	11,897	15,071
Race	121,218	473,901	595,119
White	59,572	282,319	341,891
Black	12,354	37,641	49,995
American Indian/Alaskan	570	1,485	2,055
Other	22,817	81,032	103,849
Unknown	25,905	71,424	97,329
Other race includes Asian, native Hawaiian/Pacific Islander, or other.			
Ethnicity	121,218	473,901	595,119
Hispanic	28,407	65,148	93,555
Non-Hispanic	41,066	234,054	275,120
Unknown	51,745	174,699	226,444
Gender	121,218	473,901	595,119
Female	62,356	257,352	319,708
Male	57,161	215,474	272,635
Unknown	1,701	1,075	2,776



COVID-19: Osceola County vaccine summary

Vaccination data through May 18, 2021 as of May 19, 2021 at 12:05 AM

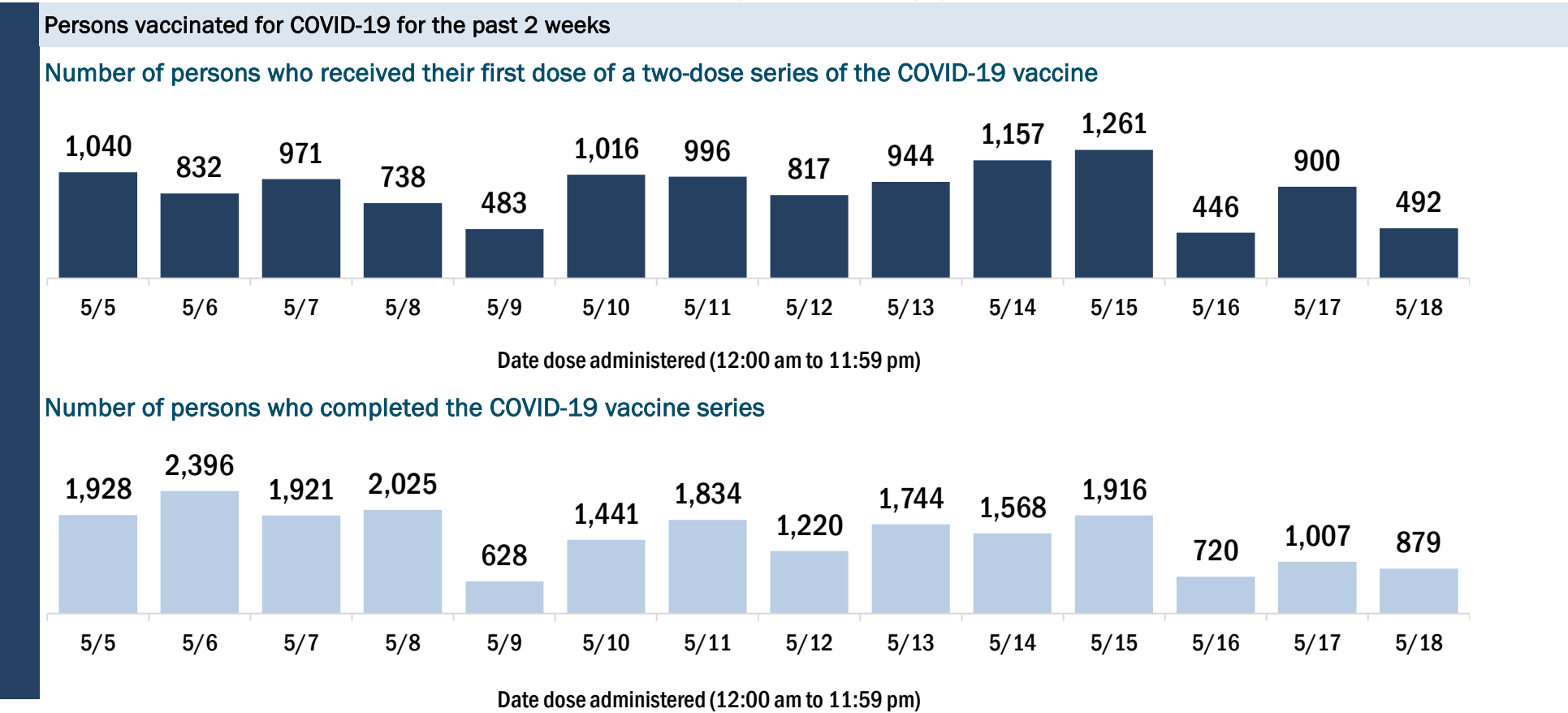
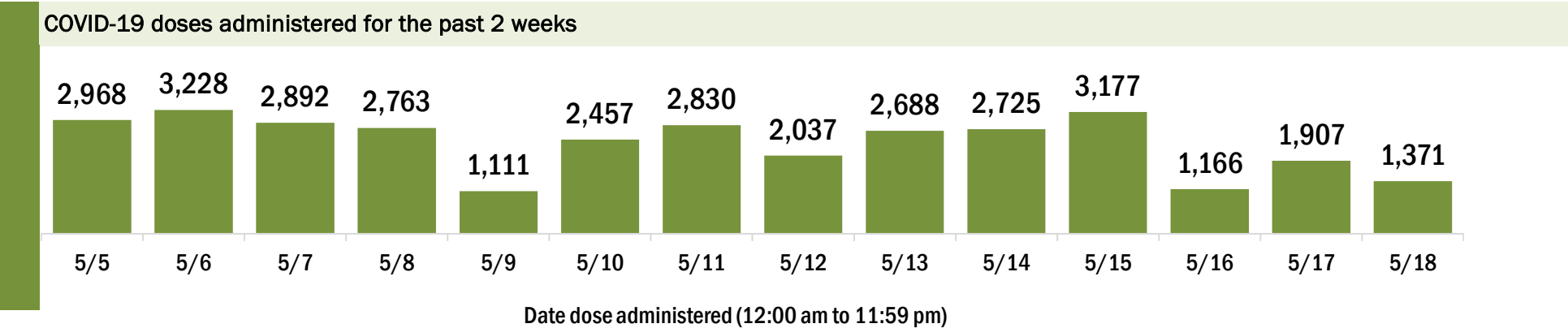
Data in this report are provisional and subject to change.

Data in this summary pertain to COVID-19 vaccines approved by the U.S. Food and Drug Administration and have been issued an Emergency Use Authorization (Janssen COVID-19 Vaccine, Moderna COVID-19 Vaccine and Pfizer-BioNTech COVID-19 Vaccine). These data summarize the number of people who have received either their first dose or have completed the series for a COVID-19 vaccine. **A person can only be counted in one category, first dose or series complete.** For persons receiving Moderna or Pfizer vaccines, once they receive their second dose, they are moved from the first dose column to the series completed column. **Because of this, the total first dose category may show a change from report to report not matching the total receiving their first dose from the previous day.** Persons receiving Johnson & Johnson vaccines will always be counted in the series completed column.

COVID-19 doses for vaccinated persons in Florida	
Doses administered	268,500
People receiving one dose of a 1-dose series (Johnson & Johnson) or receiving only one dose of a 2-dose series (Moderna, Pfizer) count once. Persons receiving both doses of a 2-dose series count twice.	

Current status of persons vaccinated for COVID-19 in Florida	
Total people vaccinated	159,249
First dose	35,424
Series completed	123,825
Completed 1-dose series	14,574
Completed 2-dose series	109,251
First dose: current number of people who have only received their first dose of the Moderna or Pfizer vaccine.	
Series complete: current number of people who have received both Moderna or Pfizer vaccine doses or one Johnson & Johnson dose and are considered fully immunized.	

Demographic summary	First dose	Series complete	Total people vaccinated
Age group	35,424	123,825	159,249
12-14 years	646	0	646
15-24 years	5,997	9,012	15,009
25-34 years	5,714	13,185	18,899
35-44 years	6,608	17,523	24,131
45-54 years	6,439	21,845	28,284
55-64 years	5,149	24,635	29,784
65-74 years	2,955	23,536	26,491
75-84 years	1,463	10,939	12,402
85+ years	453	3,150	3,603
Race	35,424	123,825	159,249
White	18,029	73,956	91,985
Black	2,052	6,601	8,653
American Indian/Alaskan	184	552	736
Other	7,274	22,054	29,328
Unknown	7,885	20,662	28,547
Other race includes Asian, native Hawaiian/Pacific Islander, or other.			
Ethnicity	35,424	123,825	159,249
Hispanic	14,178	38,569	52,747
Non-Hispanic	7,630	43,824	51,454
Unknown	13,616	41,432	55,048
Gender	35,424	123,825	159,249
Female	18,947	68,637	87,584
Male	16,412	55,097	71,509
Unknown	65	91	156



COVID-19: Palm Beach County vaccine summary

Vaccination data through May 18, 2021 as of May 19, 2021 at 12:05 AM

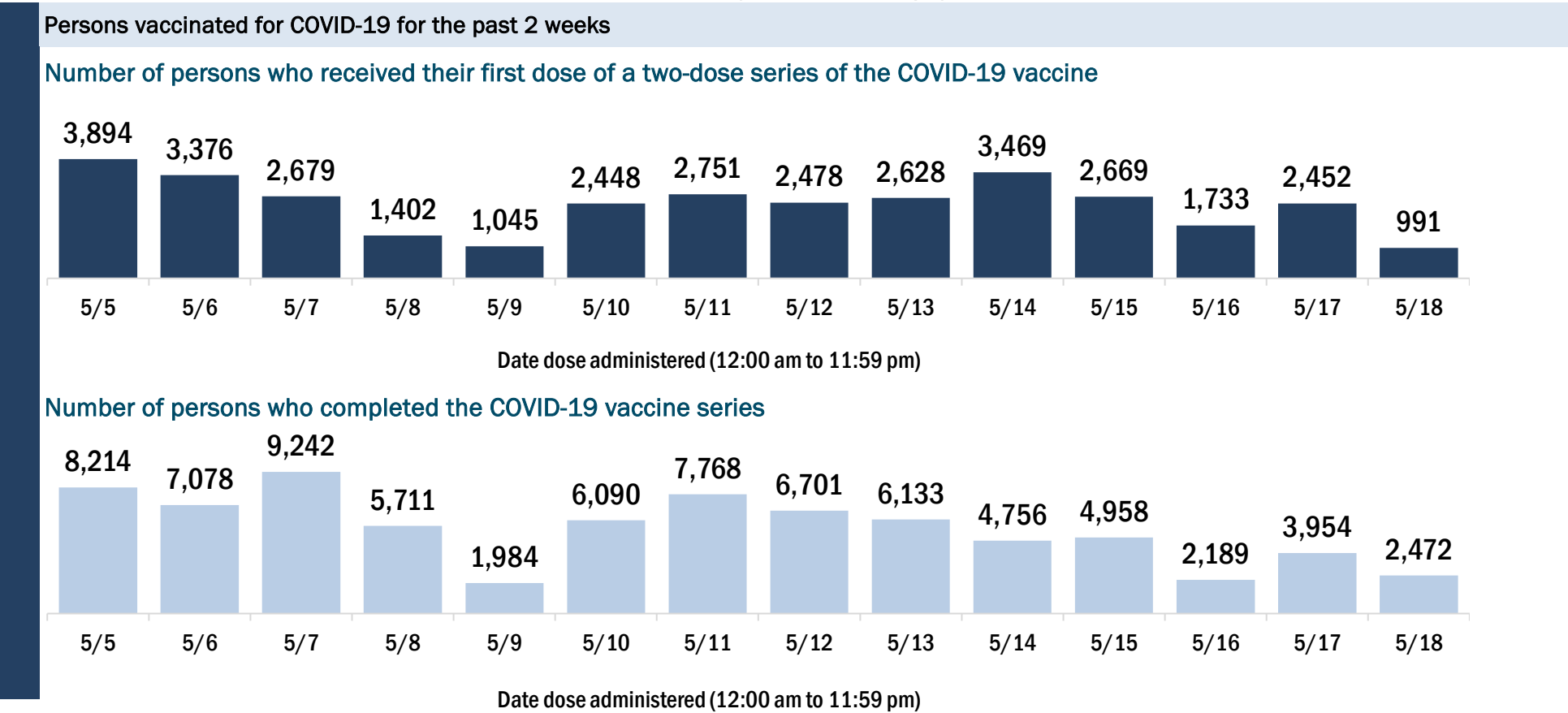
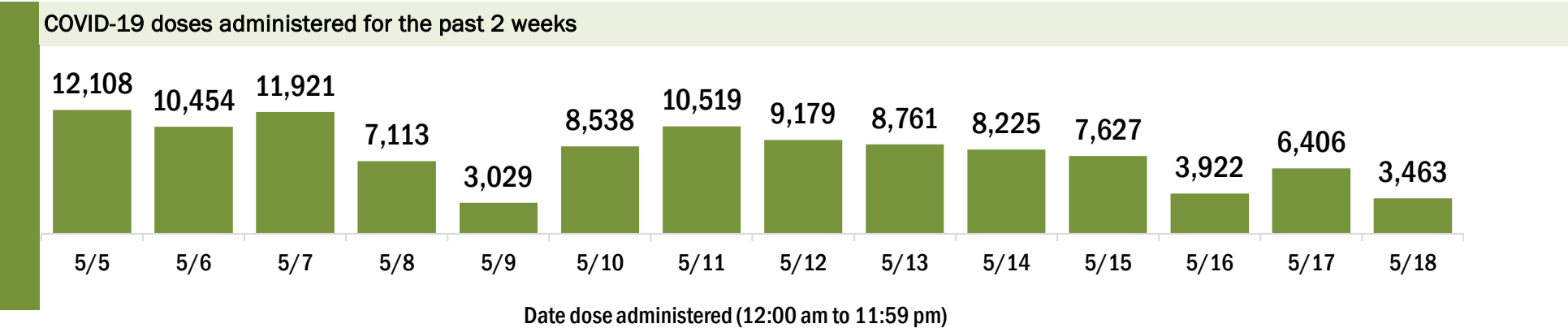
Data in this report are provisional and subject to change.

Data in this summary pertain to COVID-19 vaccines approved by the U.S. Food and Drug Administration and have been issued an Emergency Use Authorization (Janssen COVID-19 Vaccine, Moderna COVID-19 Vaccine and Pfizer-BioNTech COVID-19 Vaccine). These data summarize the number of people who have received either their first dose or have completed the series for a COVID-19 vaccine. **A person can only be counted in one category, first dose or series complete.** For persons receiving Moderna or Pfizer vaccines, once they receive their second dose, they are moved from the first dose column to the series completed column. **Because of this, the total first dose category may show a change from report to report not matching the total receiving their first dose from the previous day.** Persons receiving Johnson & Johnson vaccines will always be counted in the series completed column.

COVID-19 doses for vaccinated persons in Florida	
Doses administered	1,225,083
People receiving one dose of a 1-dose series (Johnson & Johnson) or receiving only one dose of a 2-dose series (Moderna, Pfizer) count once. Persons receiving both doses of a 2-dose series count twice.	

Current status of persons vaccinated for COVID-19 in Florida	
Total people vaccinated	706,829
First dose	139,631
Series completed	567,198
Completed 1-dose series	48,944
Completed 2-dose series	518,254
First dose: current number of people who have only received their first dose of the Moderna or Pfizer vaccine.	
Series complete: current number of people who have received both Moderna or Pfizer vaccine doses or one Johnson & Johnson dose and are considered fully immunized.	

Demographic summary	First dose	Series complete	Total people vaccinated
Age group	139,631	567,198	706,829
12-14 years	1,630	0	1,630
15-24 years	14,497	27,057	41,554
25-34 years	16,049	39,364	55,413
35-44 years	18,588	54,896	73,484
45-54 years	21,426	77,219	98,645
55-64 years	23,620	110,185	133,805
65-74 years	22,041	133,592	155,633
75-84 years	14,765	88,791	103,556
85+ years	7,015	36,094	43,109
Race	139,631	567,198	706,829
White	78,999	358,746	437,745
Black	12,999	33,692	46,691
American Indian/Alaskan	712	1,705	2,417
Other	15,809	55,383	71,192
Unknown	31,112	117,672	148,784
Other race includes Asian, native Hawaiian/Pacific Islander, or other.			
Ethnicity	139,631	567,198	706,829
Hispanic	25,506	65,474	90,980
Non-Hispanic	59,079	289,243	348,322
Unknown	55,046	212,481	267,527
Gender	139,631	567,198	706,829
Female	73,927	315,491	389,418
Male	65,214	251,301	316,515
Unknown	490	406	896



COVID-19: Pasco County vaccine summary

Vaccination data through May 18, 2021 as of May 19, 2021 at 12:05 AM

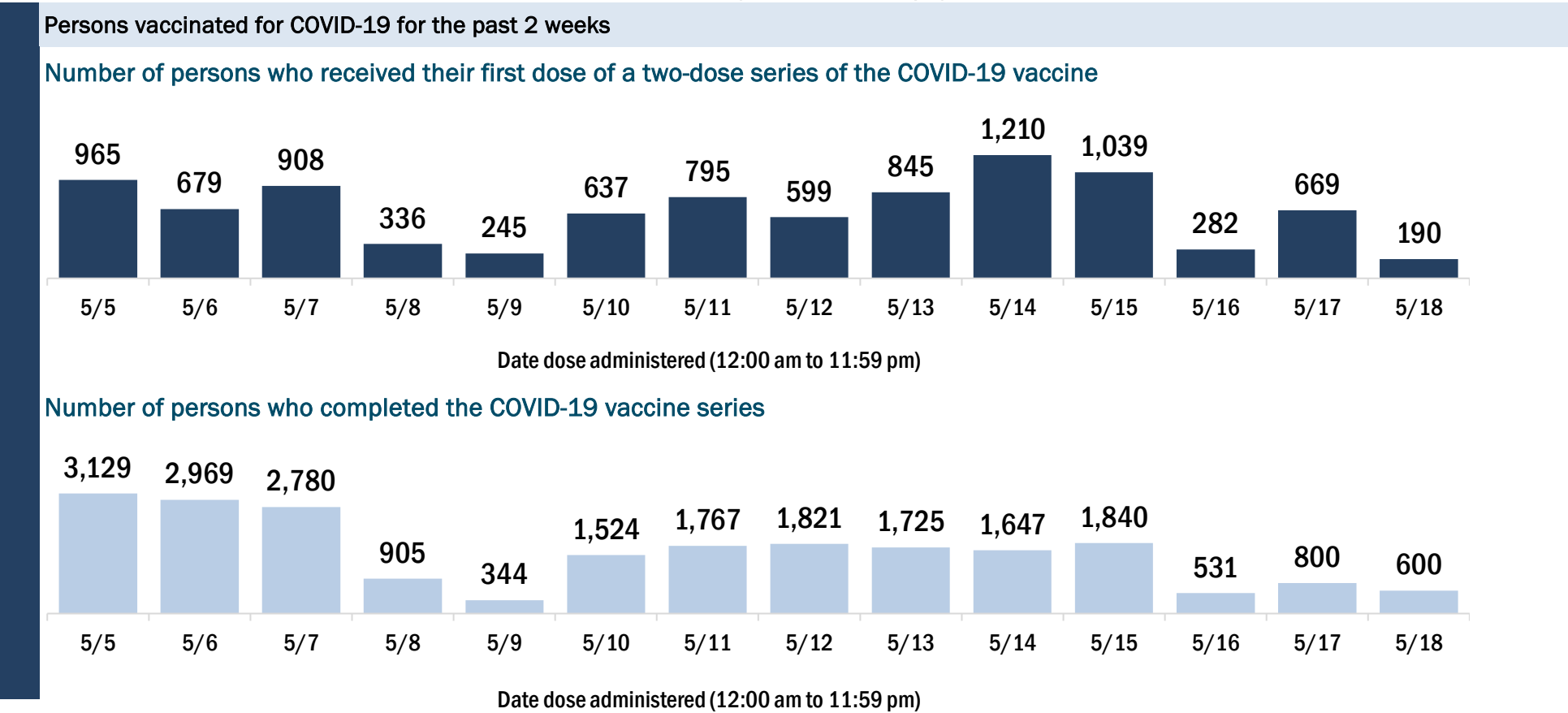
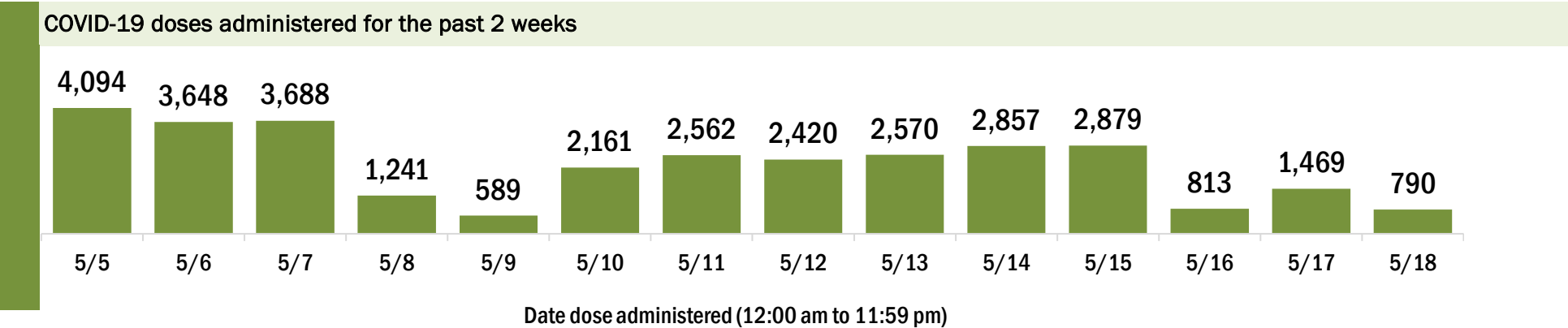
Data in this report are provisional and subject to change.

Data in this summary pertain to COVID-19 vaccines approved by the U.S. Food and Drug Administration and have been issued an Emergency Use Authorization (Janssen COVID-19 Vaccine, Moderna COVID-19 Vaccine and Pfizer-BioNTech COVID-19 Vaccine). These data summarize the number of people who have received either their first dose or have completed the series for a COVID-19 vaccine. **A person can only be counted in one category, first dose or series complete.** For persons receiving Moderna or Pfizer vaccines, once they receive their second dose, they are moved from the first dose column to the series completed column. **Because of this, the total first dose category may show a change from report to report not matching the total receiving their first dose from the previous day.** Persons receiving Johnson & Johnson vaccines will always be counted in the series completed column.

COVID-19 doses for vaccinated persons in Florida	
Doses administered	393,932
People receiving one dose of a 1-dose series (Johnson & Johnson) or receiving only one dose of a 2-dose series (Moderna, Pfizer) count once. Persons receiving both doses of a 2-dose series count twice.	

Current status of persons vaccinated for COVID-19 in Florida	
Total people vaccinated	226,862
First dose	43,952
Series completed	182,910
Completed 1-dose series	15,840
Completed 2-dose series	167,070
First dose: current number of people who have only received their first dose of the Moderna or Pfizer vaccine.	
Series complete: current number of people who have received both Moderna or Pfizer vaccine doses or one Johnson & Johnson dose and are considered fully immunized.	

Demographic summary	First dose	Series complete	Total people vaccinated
Age group	43,952	182,910	226,862
12-14 years	658	0	658
15-24 years	4,719	8,729	13,448
25-34 years	4,315	11,525	15,840
35-44 years	5,554	18,802	24,356
45-54 years	6,480	25,620	32,100
55-64 years	7,484	36,486	43,970
65-74 years	7,914	46,272	54,186
75-84 years	5,127	27,366	32,493
85+ years	1,701	8,110	9,811
Race	43,952	182,910	226,862
White	29,698	135,476	165,174
Black	1,906	5,528	7,434
American Indian/Alaskan	234	684	918
Other	5,165	17,842	23,007
Unknown	6,949	23,380	30,329
Other race includes Asian, native Hawaiian/Pacific Islander, or other.			
Ethnicity	43,952	182,910	226,862
Hispanic	4,701	12,170	16,871
Non-Hispanic	22,214	108,373	130,587
Unknown	17,037	62,367	79,404
Gender	43,952	182,910	226,862
Female	23,576	103,659	127,235
Male	20,334	79,127	99,461
Unknown	42	124	166



COVID-19: Pinellas County vaccine summary

Vaccination data through May 18, 2021 as of May 19, 2021 at 12:05 AM

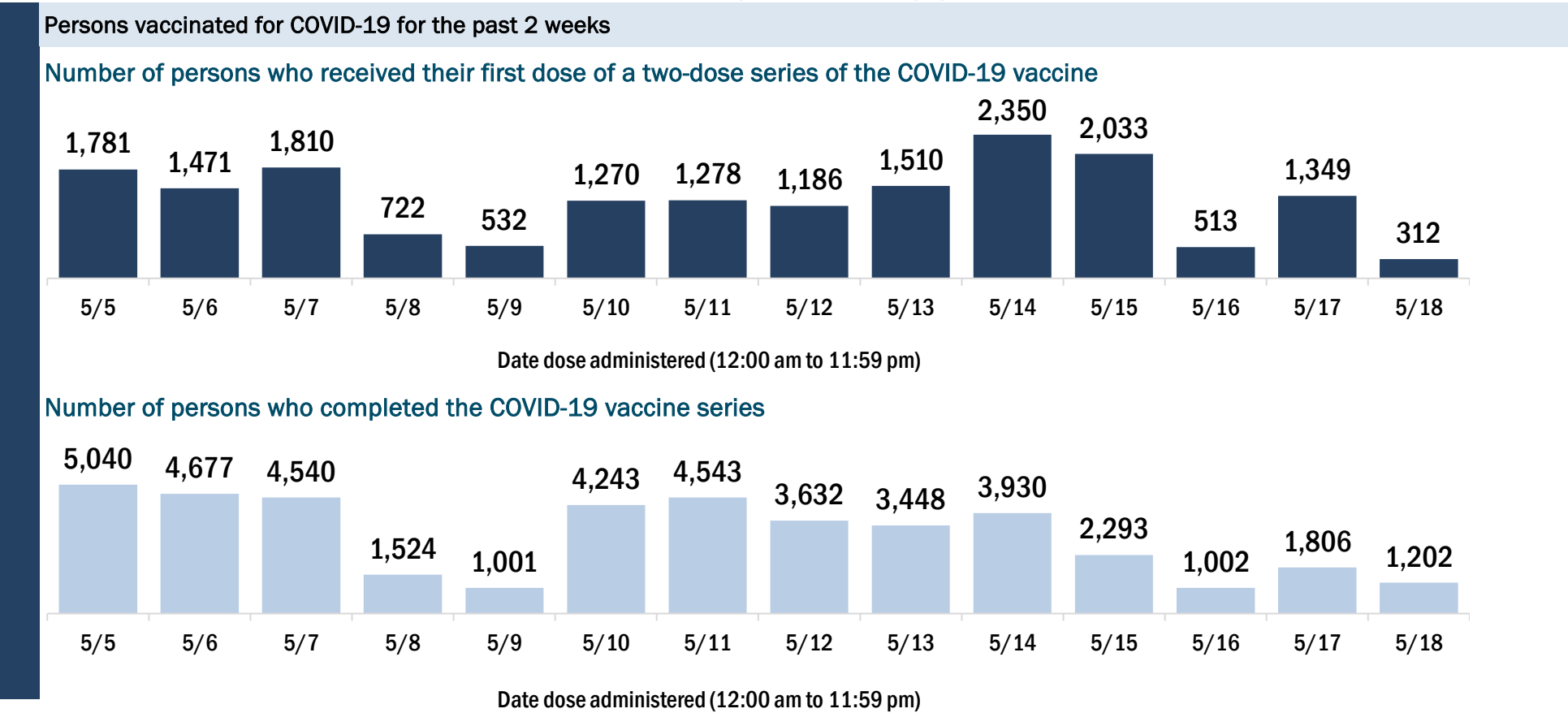
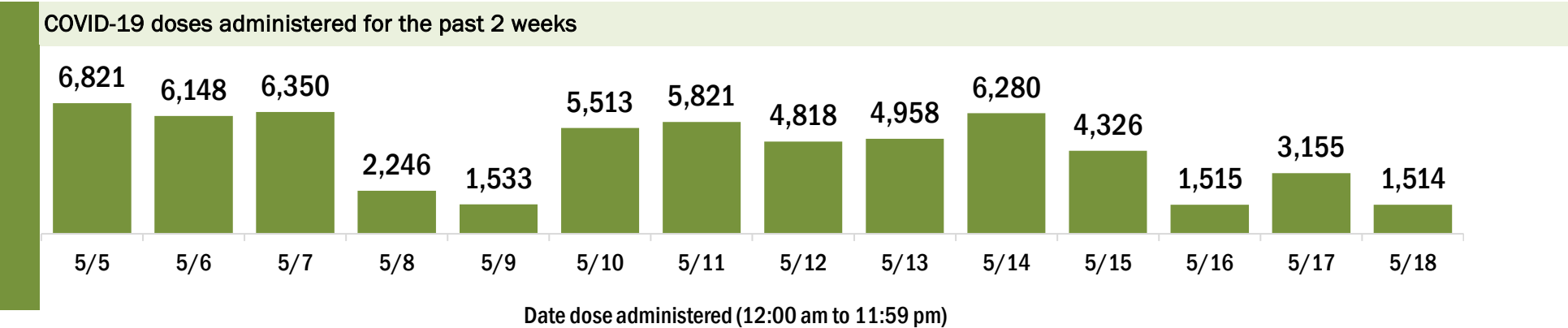
Data in this report are provisional and subject to change.

Data in this summary pertain to COVID-19 vaccines approved by the U.S. Food and Drug Administration and have been issued an Emergency Use Authorization (Janssen COVID-19 Vaccine, Moderna COVID-19 Vaccine and Pfizer-BioNTech COVID-19 Vaccine). These data summarize the number of people who have received either their first dose or have completed the series for a COVID-19 vaccine. **A person can only be counted in one category, first dose or series complete.** For persons receiving Moderna or Pfizer vaccines, once they receive their second dose, they are moved from the first dose column to the series completed column. **Because of this, the total first dose category may show a change from report to report not matching the total receiving their first dose from the previous day.** Persons receiving Johnson & Johnson vaccines will always be counted in the series completed column.

COVID-19 doses for vaccinated persons in Florida	
Doses administered	813,439
People receiving one dose of a 1-dose series (Johnson & Johnson) or receiving only one dose of a 2-dose series (Moderna, Pfizer) count once. Persons receiving both doses of a 2-dose series count twice.	

Current status of persons vaccinated for COVID-19 in Florida	
Total people vaccinated	457,249
First dose	75,555
Series completed	381,694
Completed 1-dose series	25,504
Completed 2-dose series	356,190
First dose: current number of people who have only received their first dose of the Moderna or Pfizer vaccine.	
Series complete: current number of people who have received both Moderna or Pfizer vaccine doses or one Johnson & Johnson dose and are considered fully immunized.	

Demographic summary	First dose	Series complete	Total people vaccinated
Age group	75,555	381,694	457,249
12-14 years	1,314	0	1,314
15-24 years	7,976	16,206	24,182
25-34 years	9,155	28,923	38,078
35-44 years	9,529	35,465	44,994
45-54 years	10,624	49,428	60,052
55-64 years	13,599	85,344	98,943
65-74 years	12,660	96,511	109,171
75-84 years	7,386	50,709	58,095
85+ years	3,312	19,108	22,420
Race	75,555	381,694	457,249
White	47,973	282,538	330,511
Black	5,123	16,692	21,815
American Indian/Alaskan	353	909	1,262
Other	8,061	31,675	39,736
Unknown	14,045	49,880	63,925
Other race includes Asian, native Hawaiian/Pacific Islander, or other.			
Ethnicity	75,555	381,694	457,249
Hispanic	5,170	14,032	19,202
Non-Hispanic	39,162	237,606	276,768
Unknown	31,223	130,056	161,279
Gender	75,555	381,694	457,249
Female	40,504	214,345	254,849
Male	34,881	166,744	201,625
Unknown	170	605	775



COVID-19: Polk County vaccine summary

Vaccination data through May 18, 2021 as of May 19, 2021 at 12:05 AM

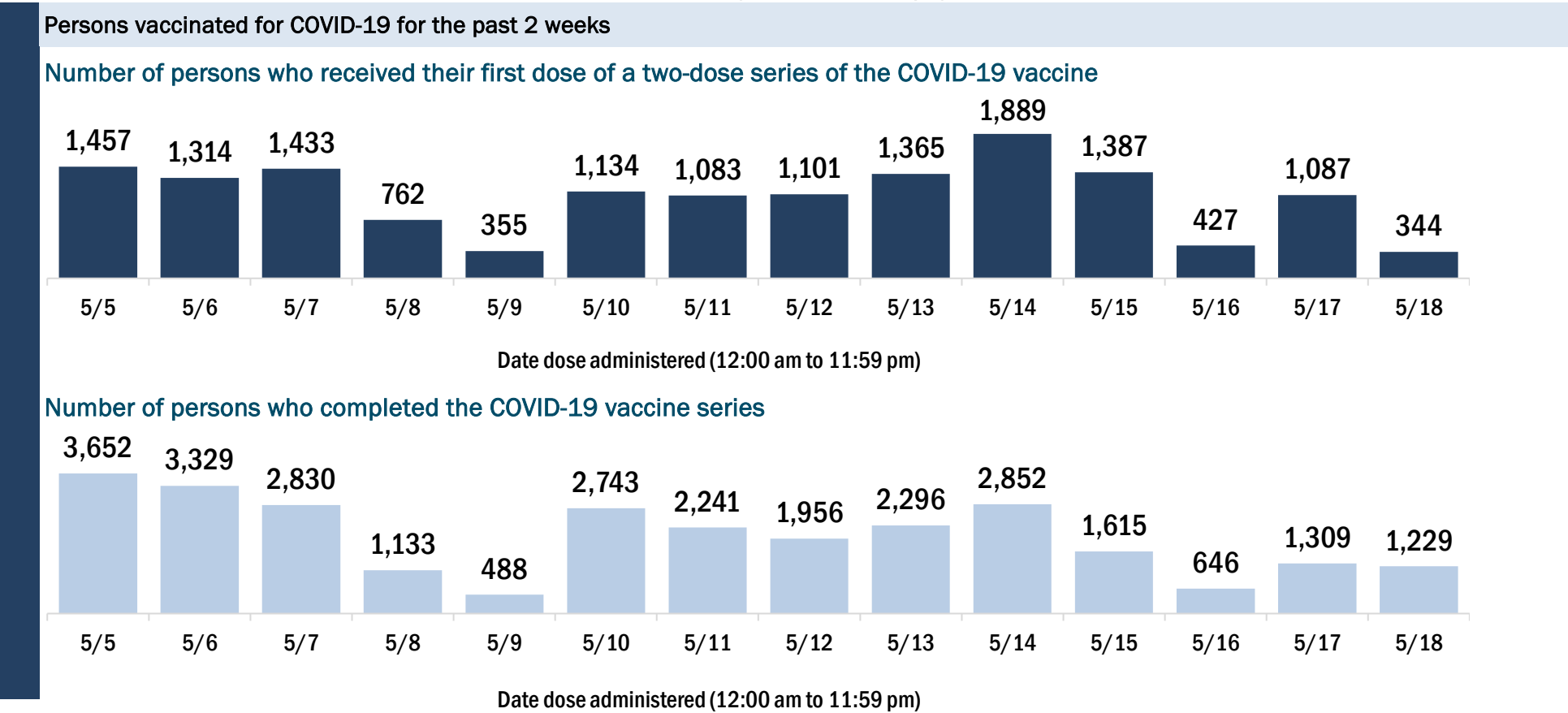
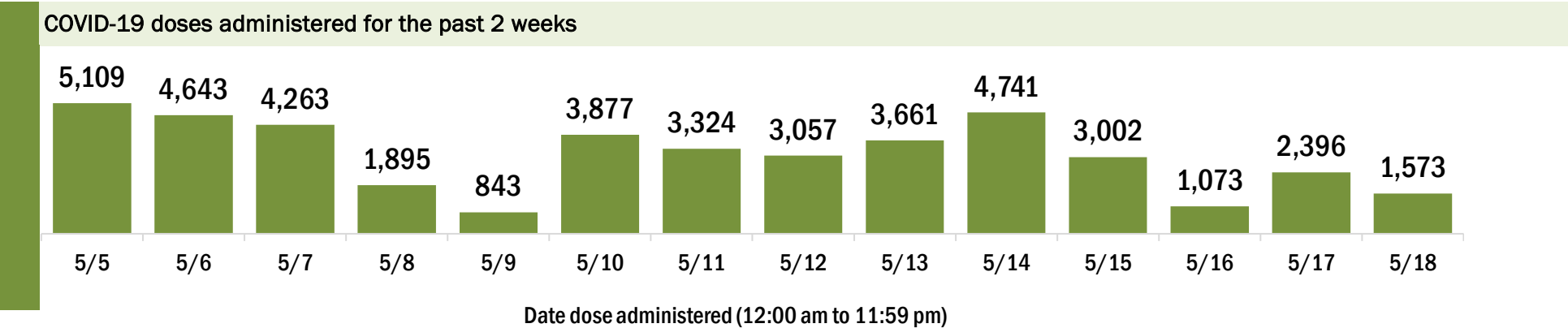
Data in this report are provisional and subject to change.

Data in this summary pertain to COVID-19 vaccines approved by the U.S. Food and Drug Administration and have been issued an Emergency Use Authorization (Janssen COVID-19 Vaccine, Moderna COVID-19 Vaccine and Pfizer-BioNTech COVID-19 Vaccine). These data summarize the number of people who have received either their first dose or have completed the series for a COVID-19 vaccine. **A person can only be counted in one category, first dose or series complete.** For persons receiving Moderna or Pfizer vaccines, once they receive their second dose, they are moved from the first dose column to the series completed column. **Because of this, the total first dose category may show a change from report to report not matching the total receiving their first dose from the previous day.** Persons receiving Johnson & Johnson vaccines will always be counted in the series completed column.

COVID-19 doses for vaccinated persons in Florida	
Doses administered	448,134
People receiving one dose of a 1-dose series (Johnson & Johnson) or receiving only one dose of a 2-dose series (Moderna, Pfizer) count once. Persons receiving both doses of a 2-dose series count twice.	

Current status of persons vaccinated for COVID-19 in Florida	
Total people vaccinated	262,376
First dose	61,964
Series completed	200,412
Completed 1-dose series	14,654
Completed 2-dose series	185,758
First dose: current number of people who have only received their first dose of the Moderna or Pfizer vaccine.	
Series complete: current number of people who have received both Moderna or Pfizer vaccine doses or one Johnson & Johnson dose and are considered fully immunized.	

Demographic summary	First dose	Series complete	Total people vaccinated
Age group	61,964	200,412	262,376
12-14 years	819	0	819
15-24 years	6,482	8,940	15,422
25-34 years	7,385	14,252	21,637
35-44 years	8,379	18,453	26,832
45-54 years	9,180	25,394	34,574
55-64 years	10,425	38,980	49,405
65-74 years	10,453	53,450	63,903
75-84 years	6,553	31,765	38,318
85+ years	2,288	9,178	11,466
Race	61,964	200,412	262,376
White	36,102	138,583	174,685
Black	5,855	14,022	19,877
American Indian/Alaskan	446	949	1,395
Other	7,879	18,622	26,501
Unknown	11,682	28,236	39,918
Other race includes Asian, native Hawaiian/Pacific Islander, or other.			
Ethnicity	61,964	200,412	262,376
Hispanic	12,661	25,029	37,690
Non-Hispanic	25,853	110,750	136,603
Unknown	23,450	64,633	88,083
Gender	61,964	200,412	262,376
Female	32,323	112,049	144,372
Male	29,520	88,260	117,780
Unknown	121	103	224



COVID-19: Putnam County vaccine summary

Vaccination data through May 18, 2021 as of May 19, 2021 at 12:05 AM

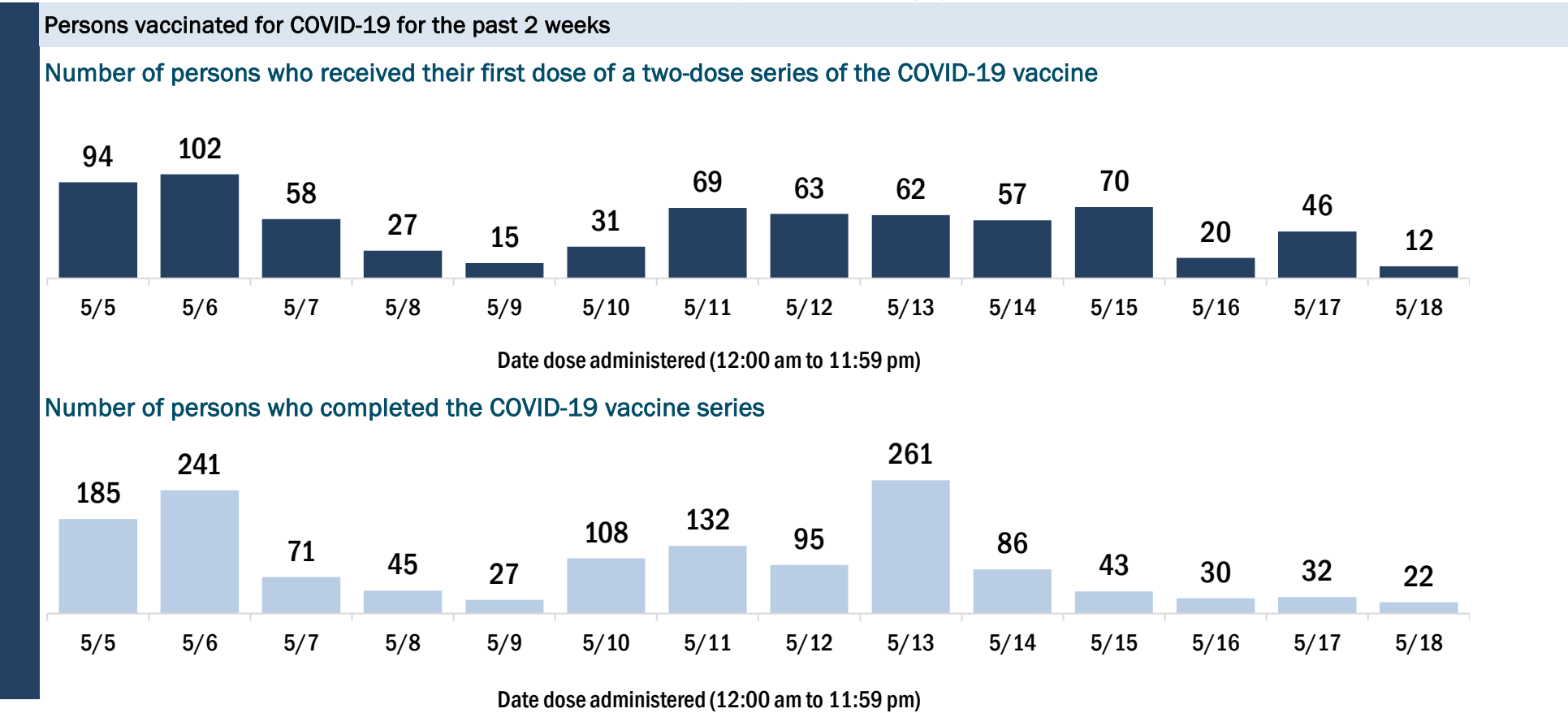
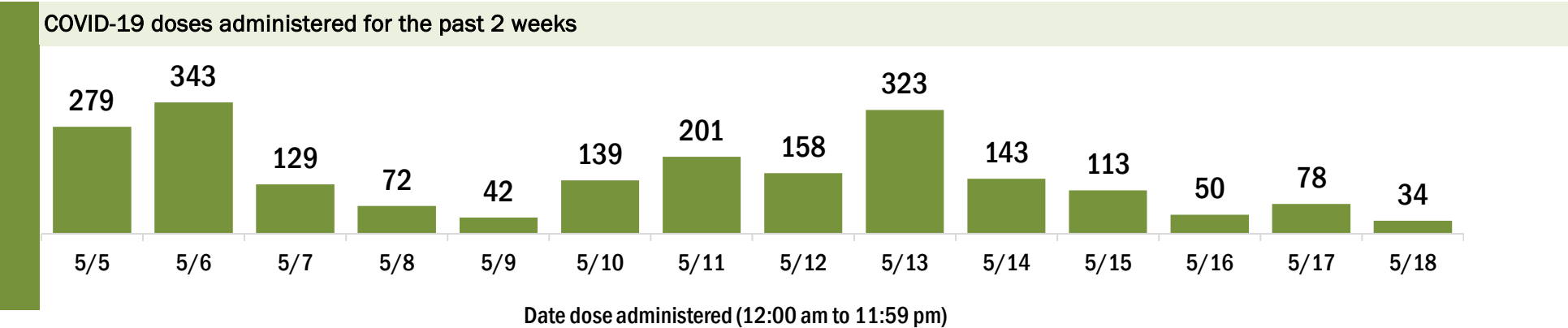
Data in this report are provisional and subject to change.

Data in this summary pertain to COVID-19 vaccines approved by the U.S. Food and Drug Administration and have been issued an Emergency Use Authorization (Janssen COVID-19 Vaccine, Moderna COVID-19 Vaccine and Pfizer-BioNTech COVID-19 Vaccine). These data summarize the number of people who have received either their first dose or have completed the series for a COVID-19 vaccine. **A person can only be counted in one category, first dose or series complete.** For persons receiving Moderna or Pfizer vaccines, once they receive their second dose, they are moved from the first dose column to the series completed column. **Because of this, the total first dose category may show a change from report to report not matching the total receiving their first dose from the previous day.** Persons receiving Johnson & Johnson vaccines will always be counted in the series completed column.

COVID-19 doses for vaccinated persons in Florida	
Doses administered	35,187
People receiving one dose of a 1-dose series (Johnson & Johnson) or receiving only one dose of a 2-dose series (Moderna, Pfizer) count once. Persons receiving both doses of a 2-dose series count twice.	

Current status of persons vaccinated for COVID-19 in Florida	
Total people vaccinated	20,662
First dose	4,991
Series completed	15,671
Completed 1-dose series	1,146
Completed 2-dose series	14,525
First dose: current number of people who have only received their first dose of the Moderna or Pfizer vaccine.	
Series complete: current number of people who have received both Moderna or Pfizer vaccine doses or one Johnson & Johnson dose and are considered fully immunized.	

Demographic summary	First dose	Series complete	Total people vaccinated
Age group	4,991	15,671	20,662
12-14 years	28	0	28
15-24 years	266	357	623
25-34 years	331	634	965
35-44 years	382	898	1,280
45-54 years	583	1,553	2,136
55-64 years	1,094	3,515	4,609
65-74 years	1,296	5,163	6,459
75-84 years	760	2,705	3,465
85+ years	251	846	1,097
Race	4,991	15,671	20,662
White	3,551	12,055	15,606
Black	539	1,828	2,367
American Indian/Alaskan	42	119	161
Other	497	923	1,420
Unknown	362	746	1,108
Other race includes Asian, native Hawaiian/Pacific Islander, or other.			
Ethnicity	4,991	15,671	20,662
Hispanic	371	708	1,079
Non-Hispanic	3,611	12,274	15,885
Unknown	1,009	2,689	3,698
Gender	4,991	15,671	20,662
Female	2,684	8,835	11,519
Male	2,288	6,829	9,117
Unknown	19	7	26



COVID-19: Santa Rosa County vaccine summary

Vaccination data through May 18, 2021 as of May 19, 2021 at 12:05 AM

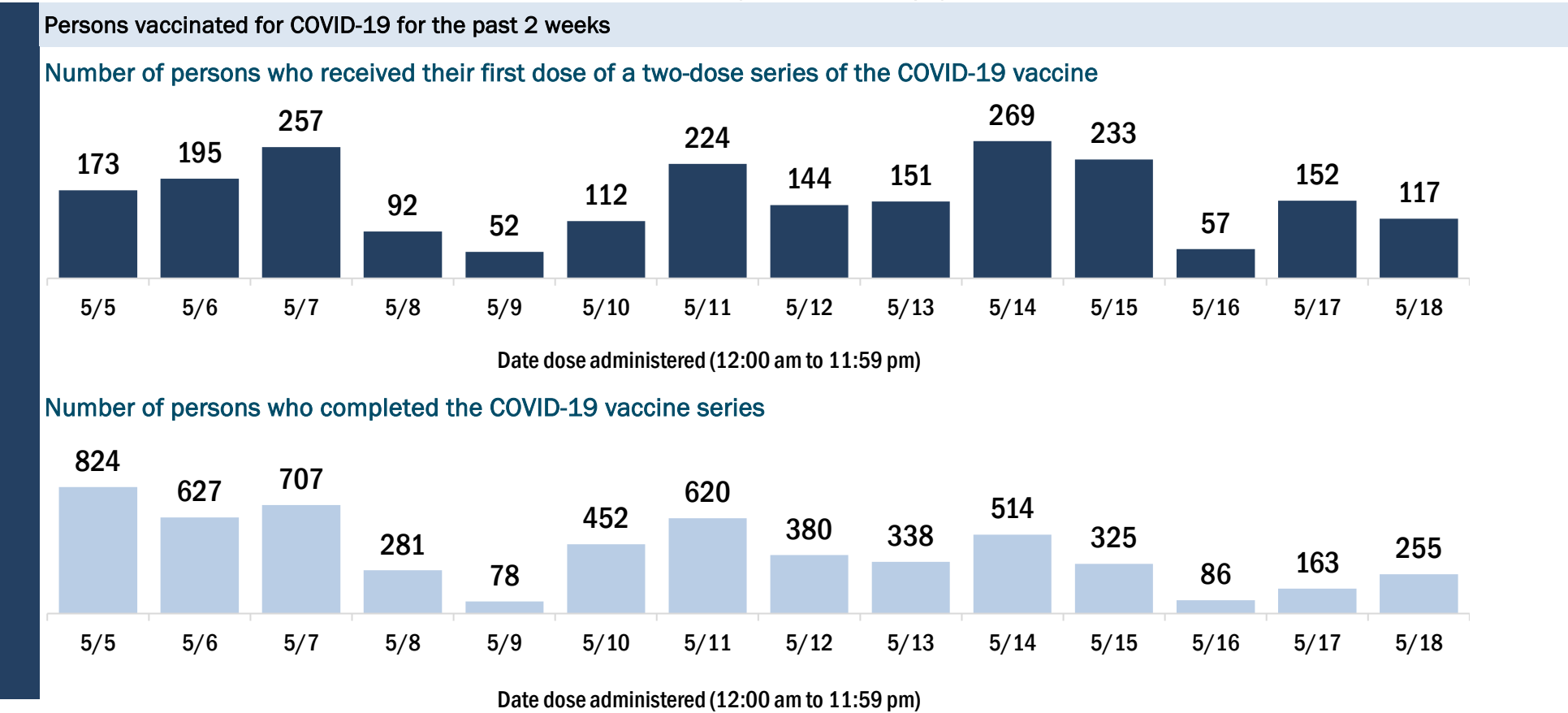
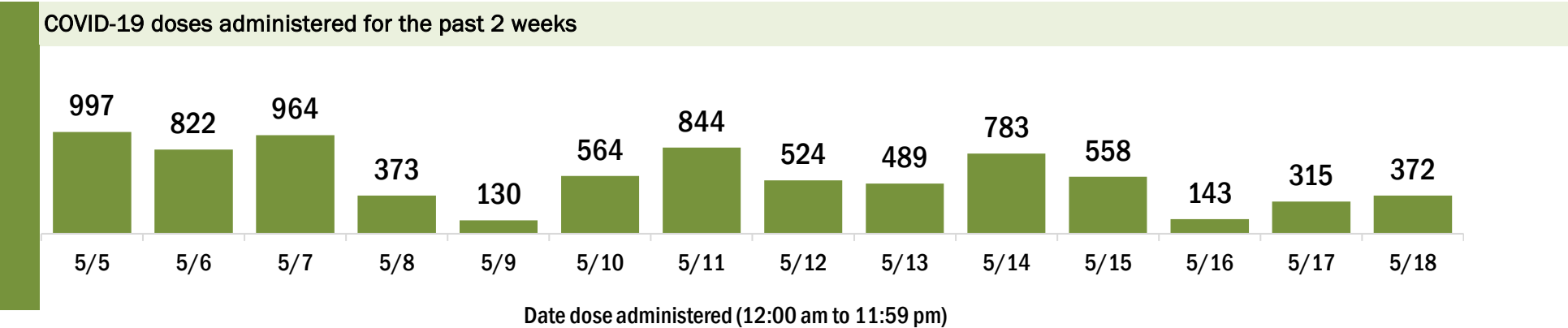
Data in this report are provisional and subject to change.

Data in this summary pertain to COVID-19 vaccines approved by the U.S. Food and Drug Administration and have been issued an Emergency Use Authorization (Janssen COVID-19 Vaccine, Moderna COVID-19 Vaccine and Pfizer-BioNTech COVID-19 Vaccine). These data summarize the number of people who have received either their first dose or have completed the series for a COVID-19 vaccine. **A person can only be counted in one category, first dose or series complete.** For persons receiving Moderna or Pfizer vaccines, once they receive their second dose, they are moved from the first dose column to the series completed column. **Because of this, the total first dose category may show a change from report to report not matching the total receiving their first dose from the previous day.** Persons receiving Johnson & Johnson vaccines will always be counted in the series completed column.

COVID-19 doses for vaccinated persons in Florida	
Doses administered	105,638
People receiving one dose of a 1-dose series (Johnson & Johnson) or receiving only one dose of a 2-dose series (Moderna, Pfizer) count once. Persons receiving both doses of a 2-dose series count twice.	

Current status of persons vaccinated for COVID-19 in Florida	
Total people vaccinated	60,206
First dose	11,583
Series completed	48,623
Completed 1-dose series	3,191
Completed 2-dose series	45,432
First dose: current number of people who have only received their first dose of the Moderna or Pfizer vaccine.	
Series complete: current number of people who have received both Moderna or Pfizer vaccine doses or one Johnson & Johnson dose and are considered fully immunized.	

Demographic summary	First dose	Series complete	Total people vaccinated
Age group	11,583	48,623	60,206
12-14 years	107	0	107
15-24 years	1,240	2,273	3,513
25-34 years	1,346	3,229	4,575
35-44 years	1,710	4,744	6,454
45-54 years	1,779	6,647	8,426
55-64 years	2,258	10,848	13,106
65-74 years	1,907	12,831	14,738
75-84 years	938	6,247	7,185
85+ years	298	1,804	2,102
Race	11,583	48,623	60,206
White	7,350	35,726	43,076
Black	701	1,766	2,467
American Indian/Alaskan	72	291	363
Other	900	3,426	4,326
Unknown	2,560	7,414	9,974
Other race includes Asian, native Hawaiian/Pacific Islander, or other.			
Ethnicity	11,583	48,623	60,206
Hispanic	587	1,616	2,203
Non-Hispanic	6,534	32,779	39,313
Unknown	4,462	14,228	18,690
Gender	11,583	48,623	60,206
Female	5,943	27,014	32,957
Male	5,629	21,592	27,221
Unknown	11	17	28



COVID-19: Sarasota County vaccine summary

Vaccination data through May 18, 2021 as of May 19, 2021 at 12:05 AM

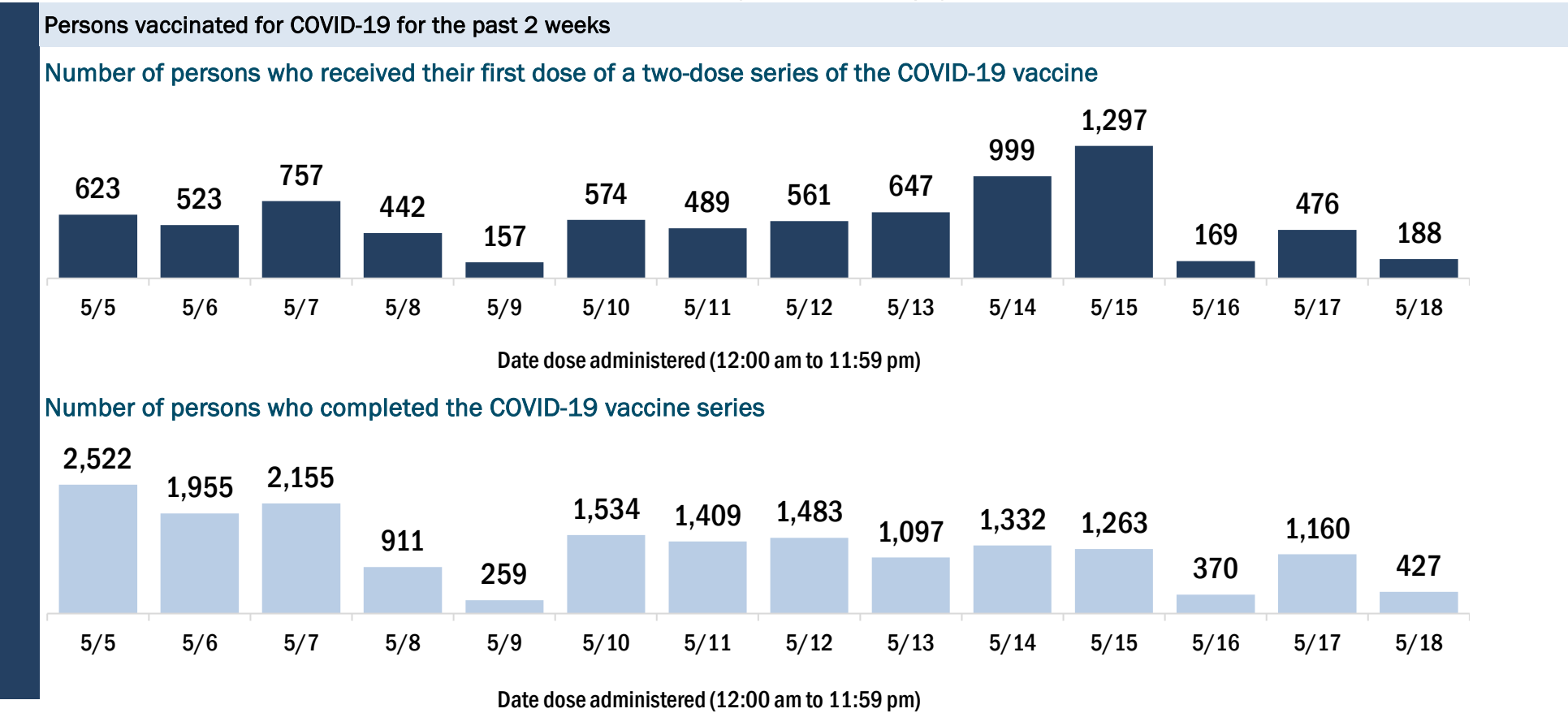
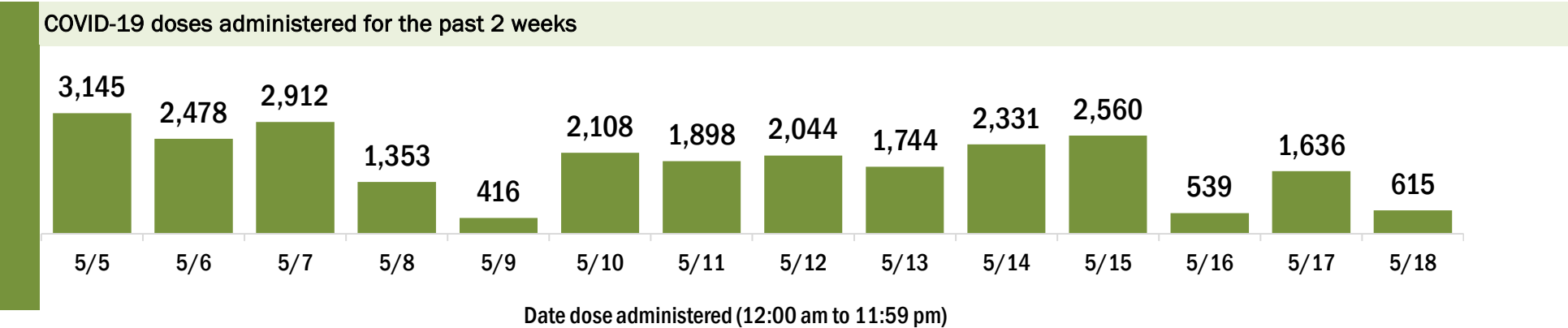
Data in this report are provisional and subject to change.

Data in this summary pertain to COVID-19 vaccines approved by the U.S. Food and Drug Administration and have been issued an Emergency Use Authorization (Janssen COVID-19 Vaccine, Moderna COVID-19 Vaccine and Pfizer-BioNTech COVID-19 Vaccine). These data summarize the number of people who have received either their first dose or have completed the series for a COVID-19 vaccine. **A person can only be counted in one category, first dose or series complete.** For persons receiving Moderna or Pfizer vaccines, once they receive their second dose, they are moved from the first dose column to the series completed column. **Because of this, the total first dose category may show a change from report to report not matching the total receiving their first dose from the previous day.** Persons receiving Johnson & Johnson vaccines will always be counted in the series completed column.

COVID-19 doses for vaccinated persons in Florida	
Doses administered	441,101
People receiving one dose of a 1-dose series (Johnson & Johnson) or receiving only one dose of a 2-dose series (Moderna, Pfizer) count once. Persons receiving both doses of a 2-dose series count twice.	

Current status of persons vaccinated for COVID-19 in Florida	
Total people vaccinated	250,972
First dose	49,542
Series completed	201,430
Completed 1-dose series	11,301
Completed 2-dose series	190,129
First dose: current number of people who have only received their first dose of the Moderna or Pfizer vaccine.	
Series complete: current number of people who have received both Moderna or Pfizer vaccine doses or one Johnson & Johnson dose and are considered fully immunized.	

Demographic summary	First dose	Series complete	Total people vaccinated
Age group	49,542	201,430	250,972
12-14 years	783	0	783
15-24 years	3,908	5,891	9,799
25-34 years	3,315	7,656	10,971
35-44 years	4,013	10,894	14,907
45-54 years	5,486	17,649	23,135
55-64 years	8,310	36,927	45,237
65-74 years	12,113	65,268	77,381
75-84 years	8,240	42,203	50,443
85+ years	3,374	14,942	18,316
Race	49,542	201,430	250,972
White	36,912	158,338	195,250
Black	1,194	3,036	4,230
American Indian/Alaskan	184	684	868
Other	3,531	13,833	17,364
Unknown	7,721	25,539	33,260
Other race includes Asian, native Hawaiian/Pacific Islander, or other.			
Ethnicity	49,542	201,430	250,972
Hispanic	3,891	8,522	12,413
Non-Hispanic	29,261	133,125	162,386
Unknown	16,390	59,783	76,173
Gender	49,542	201,430	250,972
Female	26,093	112,447	138,540
Male	23,332	88,857	112,189
Unknown	117	126	243



COVID-19: Seminole County vaccine summary

Vaccination data through May 18, 2021 as of May 19, 2021 at 12:05 AM

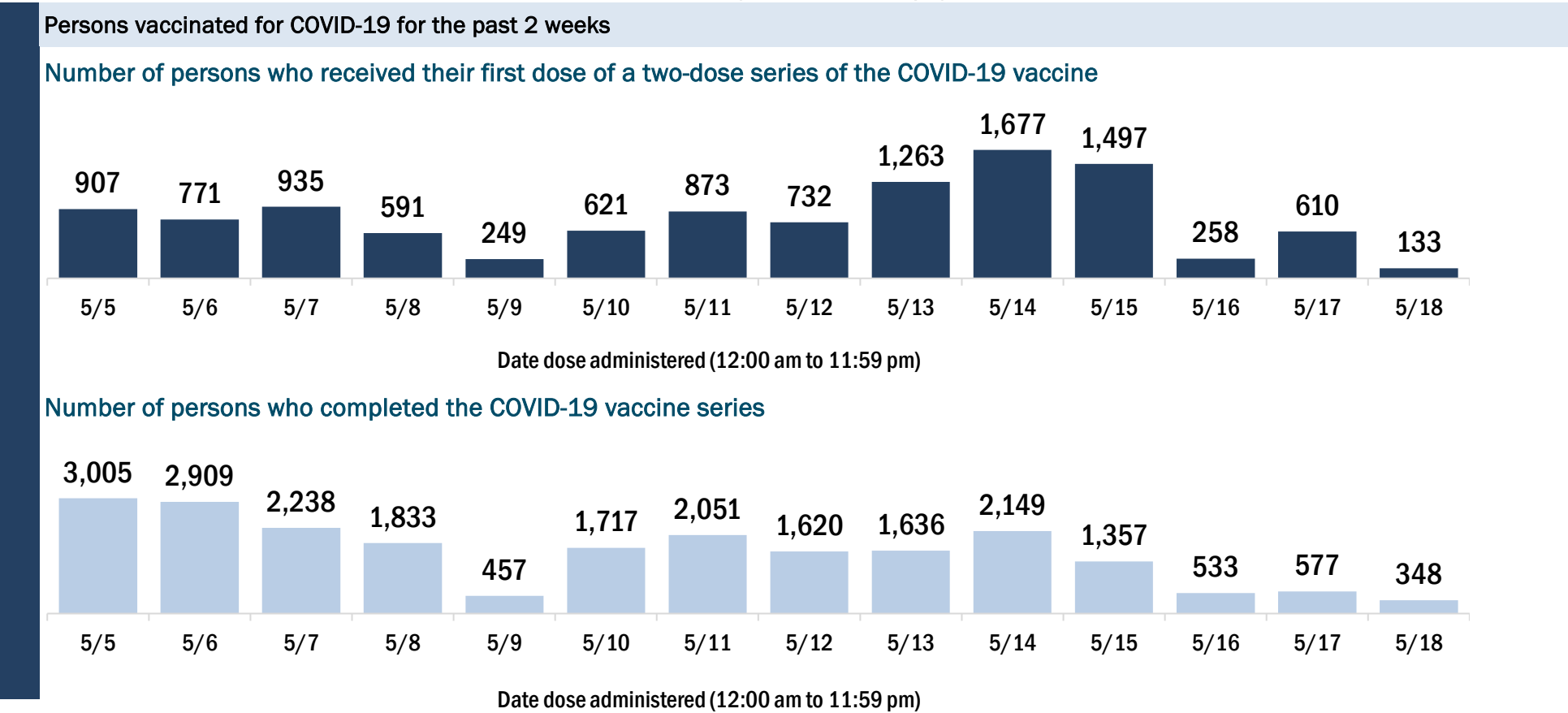
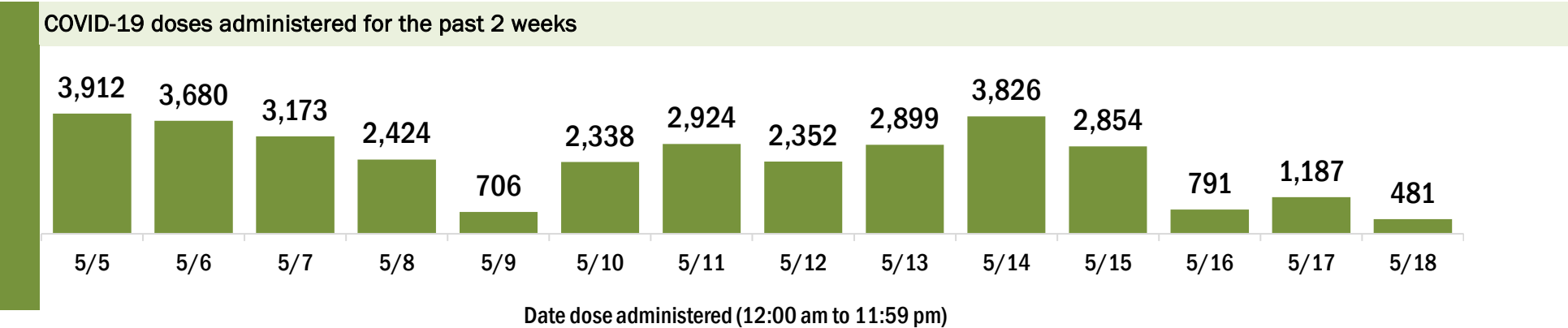
Data in this report are provisional and subject to change.

Data in this summary pertain to COVID-19 vaccines approved by the U.S. Food and Drug Administration and have been issued an Emergency Use Authorization (Janssen COVID-19 Vaccine, Moderna COVID-19 Vaccine and Pfizer-BioNTech COVID-19 Vaccine). These data summarize the number of people who have received either their first dose or have completed the series for a COVID-19 vaccine. **A person can only be counted in one category, first dose or series complete.** For persons receiving Moderna or Pfizer vaccines, once they receive their second dose, they are moved from the first dose column to the series completed column. **Because of this, the total first dose category may show a change from report to report not matching the total receiving their first dose from the previous day.** Persons receiving Johnson & Johnson vaccines will always be counted in the series completed column.

COVID-19 doses for vaccinated persons in Florida	
Doses administered	370,715
People receiving one dose of a 1-dose series (Johnson & Johnson) or receiving only one dose of a 2-dose series (Moderna, Pfizer) count once. Persons receiving both doses of a 2-dose series count twice.	

Current status of persons vaccinated for COVID-19 in Florida	
Total people vaccinated	210,530
First dose	36,654
Series completed	173,876
Completed 1-dose series	13,691
Completed 2-dose series	160,185
First dose: current number of people who have only received their first dose of the Moderna or Pfizer vaccine.	
Series complete: current number of people who have received both Moderna or Pfizer vaccine doses or one Johnson & Johnson dose and are considered fully immunized.	

Demographic summary	First dose	Series complete	Total people vaccinated
Age group	36,654	173,876	210,530
12-14 years	1,502	0	1,502
15-24 years	6,099	14,088	20,187
25-34 years	6,241	18,358	24,599
35-44 years	6,437	24,474	30,911
45-54 years	5,761	28,214	33,975
55-64 years	5,286	34,013	39,299
65-74 years	3,026	32,785	35,811
75-84 years	1,566	15,876	17,442
85+ years	736	6,068	6,804
Race	36,654	173,876	210,530
White	21,149	121,134	142,283
Black	3,039	11,295	14,334
American Indian/Alaskan	190	703	893
Other	6,185	25,242	31,427
Unknown	6,091	15,502	21,593
Other race includes Asian, native Hawaiian/Pacific Islander, or other.			
Ethnicity	36,654	173,876	210,530
Hispanic	6,728	22,677	29,405
Non-Hispanic	16,653	109,197	125,850
Unknown	13,273	42,002	55,275
Gender	36,654	173,876	210,530
Female	19,263	96,755	116,018
Male	17,297	76,978	94,275
Unknown	94	143	237



COVID-19: St. Johns County vaccine summary

Vaccination data through May 18, 2021 as of May 19, 2021 at 12:05 AM

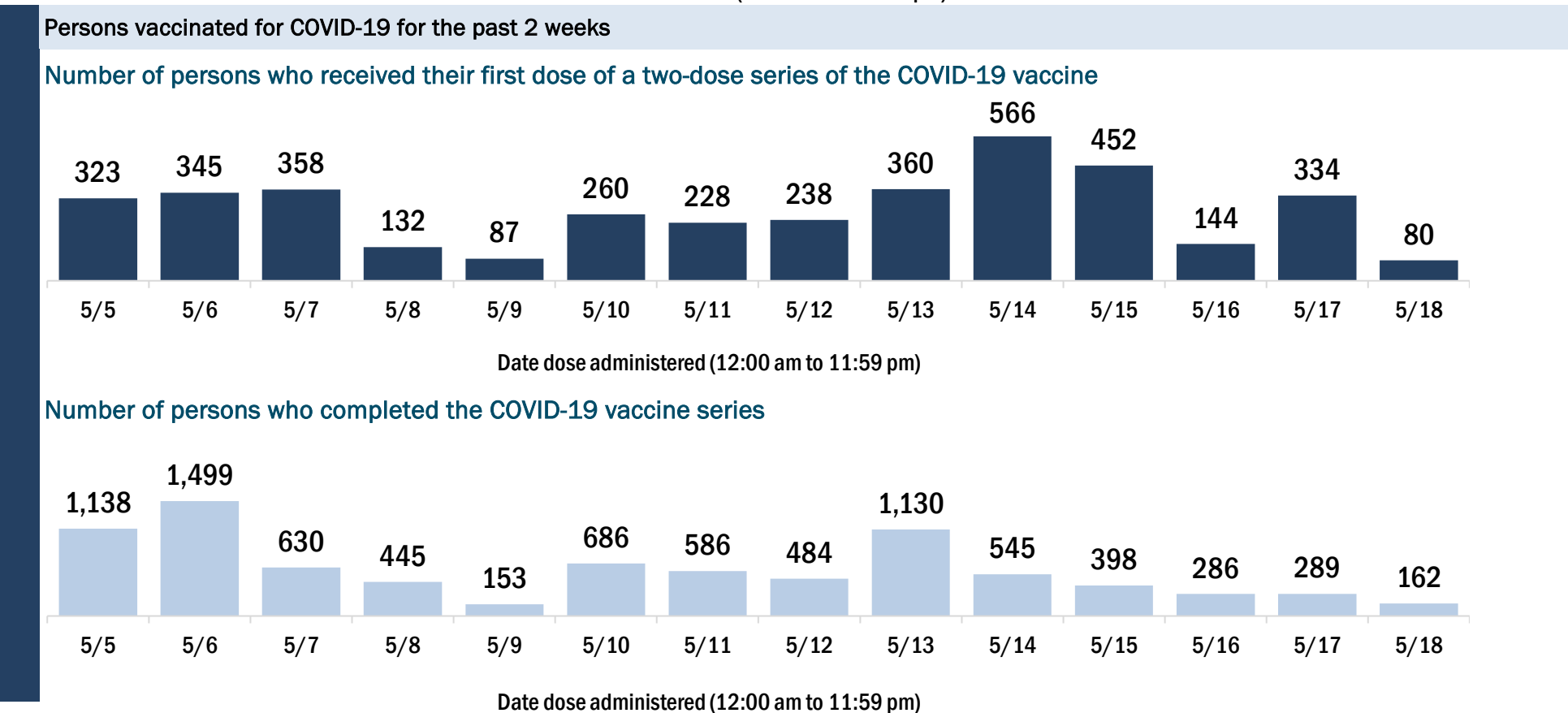
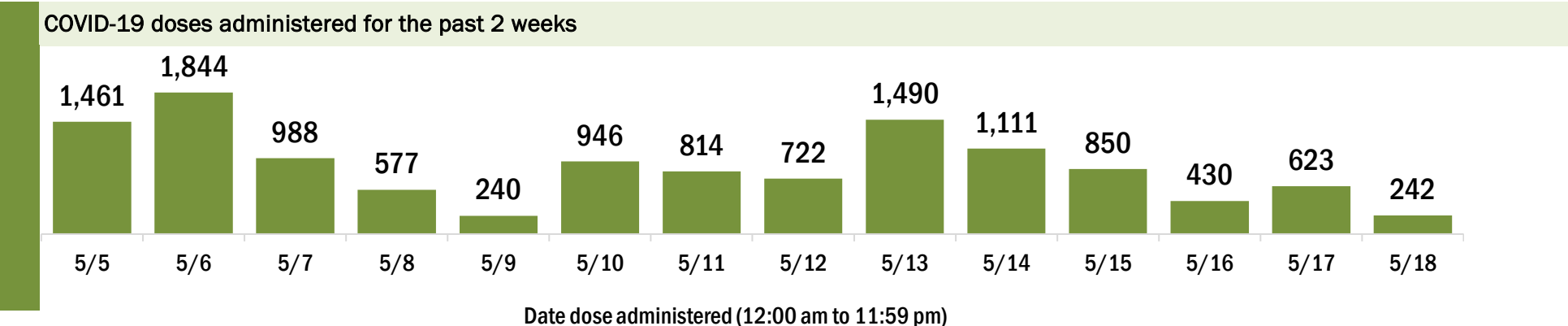
Data in this report are provisional and subject to change.

Data in this summary pertain to COVID-19 vaccines approved by the U.S. Food and Drug Administration and have been issued an Emergency Use Authorization (Janssen COVID-19 Vaccine, Moderna COVID-19 Vaccine and Pfizer-BioNTech COVID-19 Vaccine). These data summarize the number of people who have received either their first dose or have completed the series for a COVID-19 vaccine. **A person can only be counted in one category, first dose or series complete.** For persons receiving Moderna or Pfizer vaccines, once they receive their second dose, they are moved from the first dose column to the series completed column. **Because of this, the total first dose category may show a change from report to report not matching the total receiving their first dose from the previous day.** Persons receiving Johnson & Johnson vaccines will always be counted in the series completed column.

COVID-19 doses for vaccinated persons in Florida	
Doses administered	241,366
People receiving one dose of a 1-dose series (Johnson & Johnson) or receiving only one dose of a 2-dose series (Moderna, Pfizer) count once. Persons receiving both doses of a 2-dose series count twice.	

Current status of persons vaccinated for COVID-19 in Florida	
Total people vaccinated	132,077
First dose	16,153
Series completed	115,924
Completed 1-dose series	6,635
Completed 2-dose series	109,289
First dose: current number of people who have only received their first dose of the Moderna or Pfizer vaccine.	
Series complete: current number of people who have received both Moderna or Pfizer vaccine doses or one Johnson & Johnson dose and are considered fully immunized.	

Demographic summary	First dose	Series complete	Total people vaccinated
Age group	16,153	115,924	132,077
12-14 years	500	0	500
15-24 years	2,618	6,941	9,559
25-34 years	1,792	7,145	8,937
35-44 years	2,516	14,666	17,182
45-54 years	2,602	17,593	20,195
55-64 years	2,528	23,210	25,738
65-74 years	2,078	28,425	30,503
75-84 years	1,078	13,843	14,921
85+ years	441	4,101	4,542
Race	16,153	115,924	132,077
White	10,020	86,116	96,136
Black	623	3,535	4,158
American Indian/Alaskan	51	329	380
Other	1,878	11,238	13,116
Unknown	3,581	14,706	18,287
Other race includes Asian, native Hawaiian/Pacific Islander, or other.			
Ethnicity	16,153	115,924	132,077
Hispanic	920	5,150	6,070
Non-Hispanic	8,330	76,721	85,051
Unknown	6,903	34,053	40,956
Gender	16,153	115,924	132,077
Female	8,500	63,684	72,184
Male	7,625	52,221	59,846
Unknown	28	19	47



COVID-19: St. Lucie County vaccine summary

Vaccination data through May 18, 2021 as of May 19, 2021 at 12:05 AM

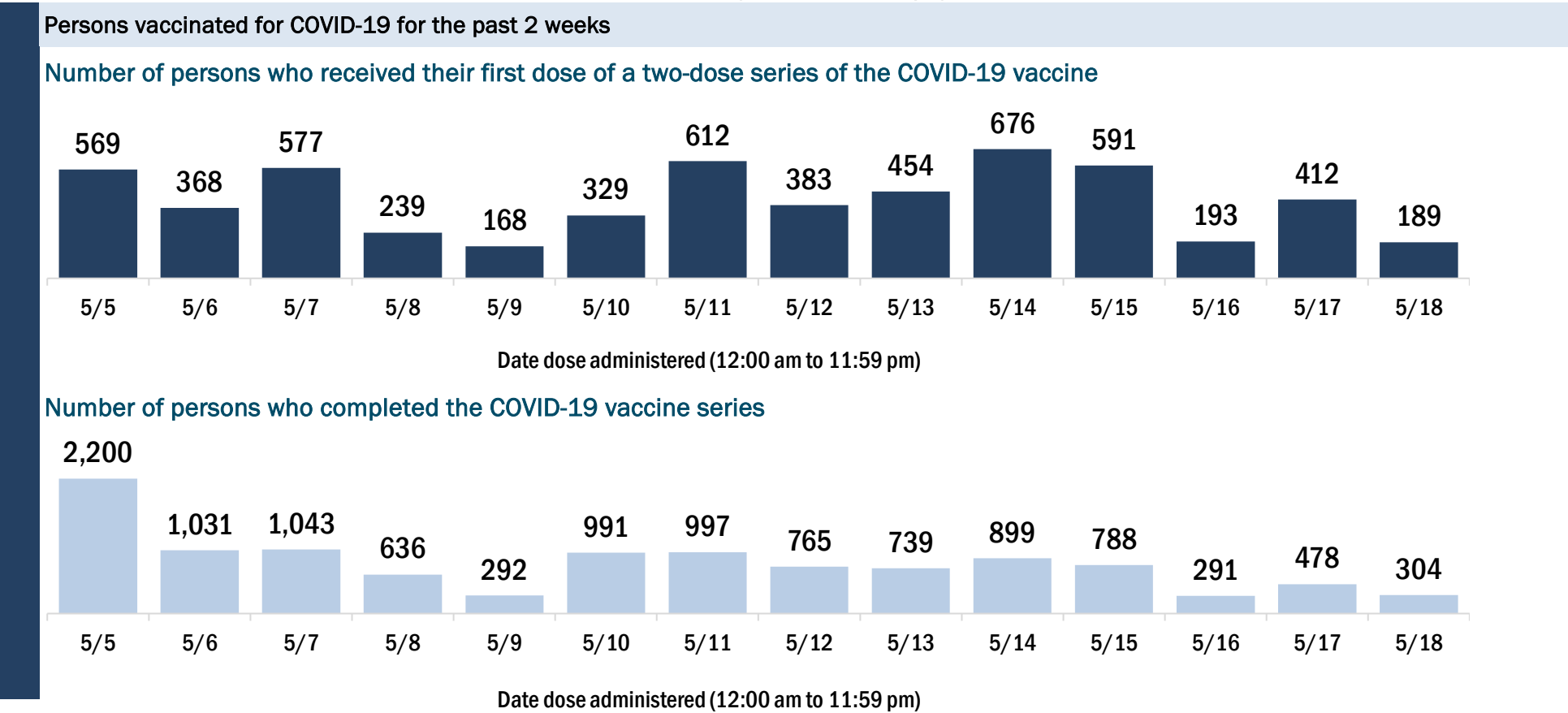
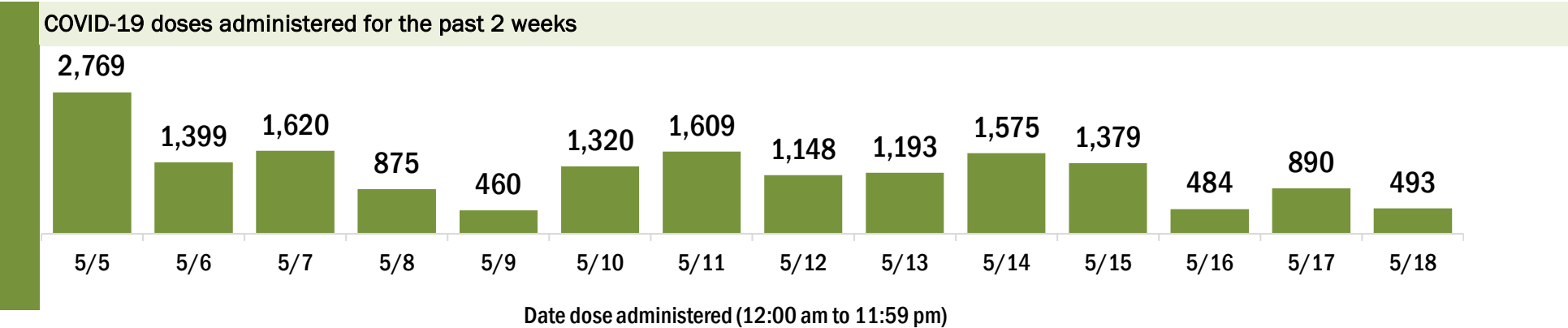
Data in this report are provisional and subject to change.

Data in this summary pertain to COVID-19 vaccines approved by the U.S. Food and Drug Administration and have been issued an Emergency Use Authorization (Janssen COVID-19 Vaccine, Moderna COVID-19 Vaccine and Pfizer-BioNTech COVID-19 Vaccine). These data summarize the number of people who have received either their first dose or have completed the series for a COVID-19 vaccine. **A person can only be counted in one category, first dose or series complete.** For persons receiving Moderna or Pfizer vaccines, once they receive their second dose, they are moved from the first dose column to the series completed column. **Because of this, the total first dose category may show a change from report to report not matching the total receiving their first dose from the previous day.** Persons receiving Johnson & Johnson vaccines will always be counted in the series completed column.

COVID-19 doses for vaccinated persons in Florida	
Doses administered	237,037
People receiving one dose of a 1-dose series (Johnson & Johnson) or receiving only one dose of a 2-dose series (Moderna, Pfizer) count once. Persons receiving both doses of a 2-dose series count twice.	

Current status of persons vaccinated for COVID-19 in Florida	
Total people vaccinated	135,962
First dose	29,933
Series completed	106,029
Completed 1-dose series	4,954
Completed 2-dose series	101,075
First dose: current number of people who have only received their first dose of the Moderna or Pfizer vaccine.	
Series complete: current number of people who have received both Moderna or Pfizer vaccine doses or one Johnson & Johnson dose and are considered fully immunized.	

Demographic summary	First dose	Series complete	Total people vaccinated
Age group	29,933	106,029	135,962
12-14 years	276	0	276
15-24 years	2,516	3,909	6,425
25-34 years	2,481	5,310	7,791
35-44 years	3,224	7,928	11,152
45-54 years	4,199	12,376	16,575
55-64 years	6,059	21,865	27,924
65-74 years	6,158	31,312	37,470
75-84 years	3,712	17,968	21,680
85+ years	1,308	5,361	6,669
Race	29,933	106,029	135,962
White	17,801	68,464	86,265
Black	3,269	9,702	12,971
American Indian/Alaskan	178	468	646
Other	3,077	9,899	12,976
Unknown	5,608	17,496	23,104
Other race includes Asian, native Hawaiian/Pacific Islander, or other.			
Ethnicity	29,933	106,029	135,962
Hispanic	4,300	11,276	15,576
Non-Hispanic	13,454	57,854	71,308
Unknown	12,179	36,899	49,078
Gender	29,933	106,029	135,962
Female	15,916	59,257	75,173
Male	13,920	46,699	60,619
Unknown	97	73	170



COVID-19: Sumter County vaccine summary

Vaccination data through May 18, 2021 as of May 19, 2021 at 12:05 AM

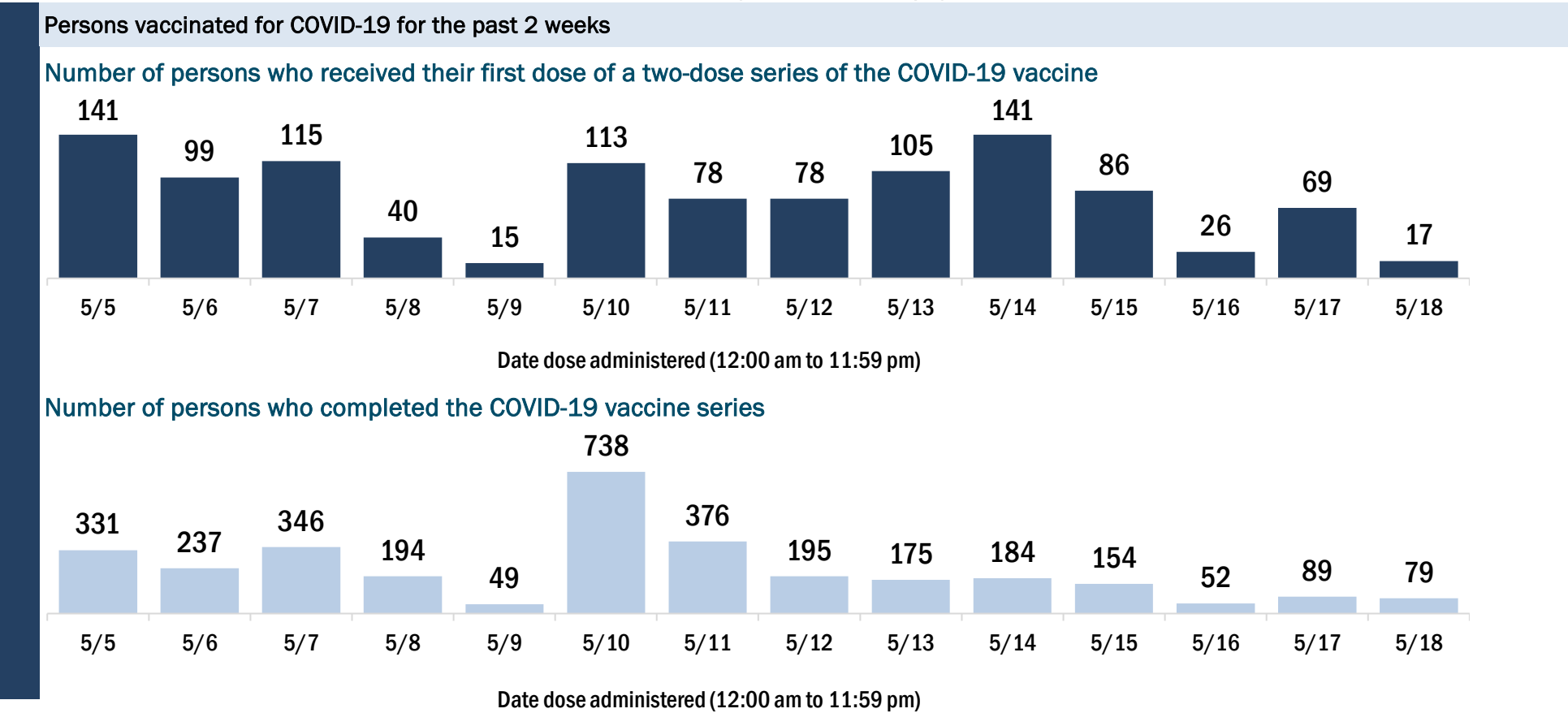
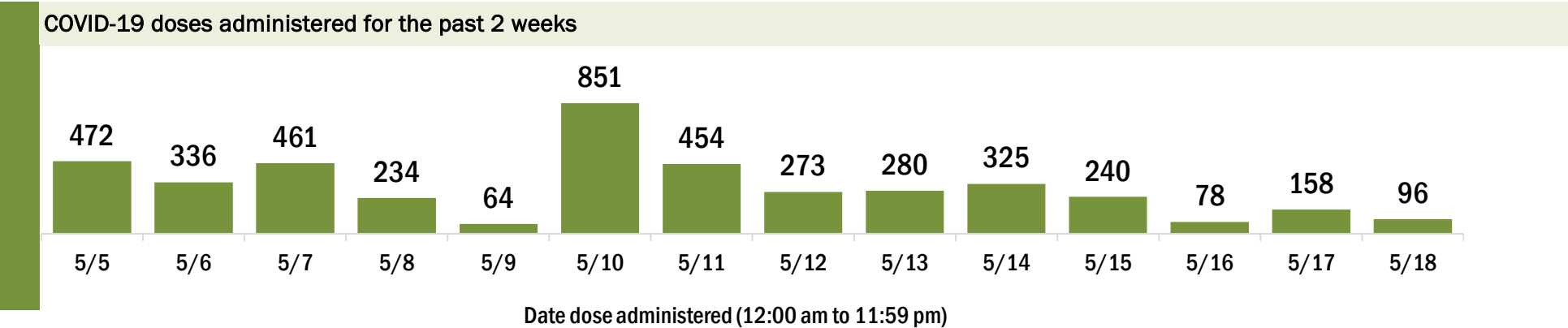
Data in this report are provisional and subject to change.

Data in this summary pertain to COVID-19 vaccines approved by the U.S. Food and Drug Administration and have been issued an Emergency Use Authorization (Janssen COVID-19 Vaccine, Moderna COVID-19 Vaccine and Pfizer-BioNTech COVID-19 Vaccine). These data summarize the number of people who have received either their first dose or have completed the series for a COVID-19 vaccine. **A person can only be counted in one category, first dose or series complete.** For persons receiving Moderna or Pfizer vaccines, once they receive their second dose, they are moved from the first dose column to the series completed column. **Because of this, the total first dose category may show a change from report to report not matching the total receiving their first dose from the previous day.** Persons receiving Johnson & Johnson vaccines will always be counted in the series completed column.

COVID-19 doses for vaccinated persons in Florida	
Doses administered	156,852
People receiving one dose of a 1-dose series (Johnson & Johnson) or receiving only one dose of a 2-dose series (Moderna, Pfizer) count once. Persons receiving both doses of a 2-dose series count twice.	

Current status of persons vaccinated for COVID-19 in Florida	
Total people vaccinated	85,832
First dose	10,211
Series completed	75,621
Completed 1-dose series	4,601
Completed 2-dose series	71,020
First dose: current number of people who have only received their first dose of the Moderna or Pfizer vaccine.	
Series complete: current number of people who have received both Moderna or Pfizer vaccine doses or one Johnson & Johnson dose and are considered fully immunized.	

Demographic summary	First dose	Series complete	Total people vaccinated
Age group	10,211	75,621	85,832
12-14 years	25	0	25
15-24 years	297	388	685
25-34 years	347	737	1,084
35-44 years	524	1,077	1,601
45-54 years	722	2,175	2,897
55-64 years	1,952	9,172	11,124
65-74 years	3,143	34,090	37,233
75-84 years	2,514	23,628	26,142
85+ years	687	4,354	5,041
Race	10,211	75,621	85,832
White	7,797	63,530	71,327
Black	273	1,192	1,465
American Indian/Alaskan	34	185	219
Other	670	3,152	3,822
Unknown	1,437	7,562	8,999
Other race includes Asian, native Hawaiian/Pacific Islander, or other.			
Ethnicity	10,211	75,621	85,832
Hispanic	339	1,493	1,832
Non-Hispanic	6,337	51,449	57,786
Unknown	3,535	22,679	26,214
Gender	10,211	75,621	85,832
Female	5,569	41,810	47,379
Male	4,622	33,792	38,414
Unknown	20	19	39



COVID-19: Suwannee County vaccine summary

Vaccination data through May 18, 2021 as of May 19, 2021 at 12:05 AM

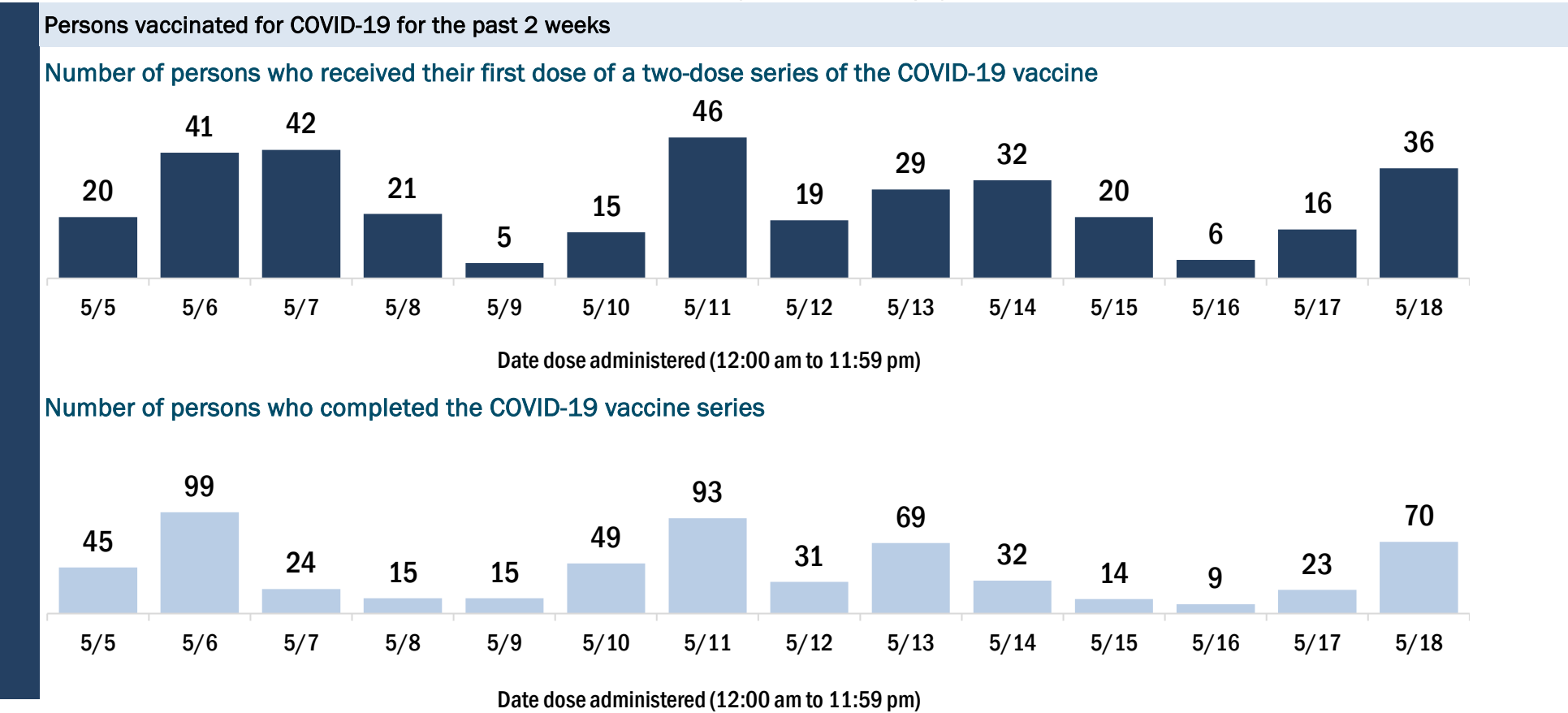
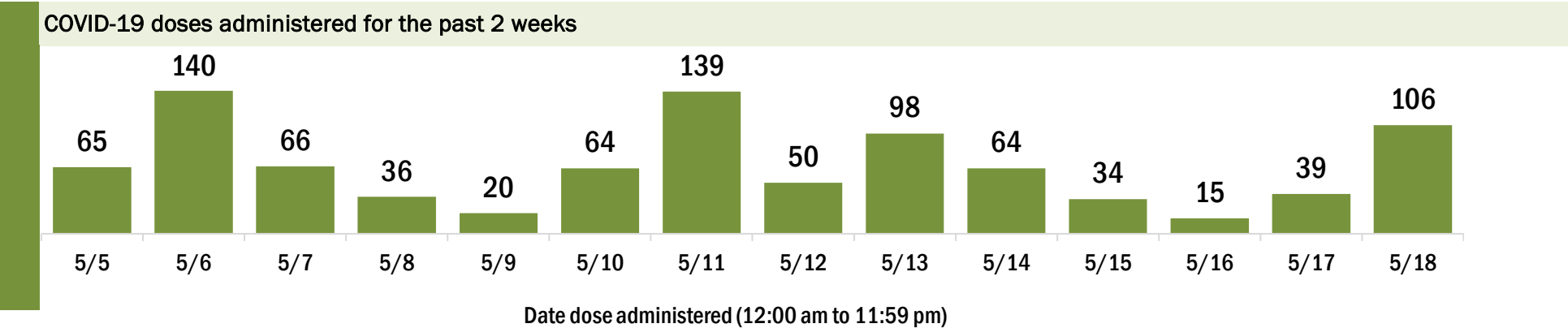
Data in this report are provisional and subject to change.

Data in this summary pertain to COVID-19 vaccines approved by the U.S. Food and Drug Administration and have been issued an Emergency Use Authorization (Janssen COVID-19 Vaccine, Moderna COVID-19 Vaccine and Pfizer-BioNTech COVID-19 Vaccine). These data summarize the number of people who have received either their first dose or have completed the series for a COVID-19 vaccine. **A person can only be counted in one category, first dose or series complete.** For persons receiving Moderna or Pfizer vaccines, once they receive their second dose, they are moved from the first dose column to the series completed column. **Because of this, the total first dose category may show a change from report to report not matching the total receiving their first dose from the previous day.** Persons receiving Johnson & Johnson vaccines will always be counted in the series completed column.

COVID-19 doses for vaccinated persons in Florida	
Doses administered	18,604
People receiving one dose of a 1-dose series (Johnson & Johnson) or receiving only one dose of a 2-dose series (Moderna, Pfizer) count once. Persons receiving both doses of a 2-dose series count twice.	

Current status of persons vaccinated for COVID-19 in Florida	
Total people vaccinated	10,566
First dose	1,823
Series completed	8,743
Completed 1-dose series	705
Completed 2-dose series	8,038
First dose: current number of people who have only received their first dose of the Moderna or Pfizer vaccine.	
Series complete: current number of people who have received both Moderna or Pfizer vaccine doses or one Johnson & Johnson dose and are considered fully immunized.	

Demographic summary	First dose	Series complete	Total people vaccinated
Age group	1,823	8,743	10,566
12-14 years	15	0	15
15-24 years	165	243	408
25-34 years	194	306	500
35-44 years	254	489	743
45-54 years	291	813	1,104
55-64 years	462	1,889	2,351
65-74 years	239	2,727	2,966
75-84 years	147	1,698	1,845
85+ years	56	578	634
Race	1,823	8,743	10,566
White	1,143	6,219	7,362
Black	304	753	1,057
American Indian/Alaskan	6	15	21
Other	164	581	745
Unknown	206	1,175	1,381
Other race includes Asian, native Hawaiian/Pacific Islander, or other.			
Ethnicity	1,823	8,743	10,566
Hispanic	186	420	606
Non-Hispanic	1,111	5,361	6,472
Unknown	526	2,962	3,488
Gender	1,823	8,743	10,566
Female	766	5,024	5,790
Male	1,057	3,719	4,776
Unknown	0	0	0



COVID-19: Taylor County vaccine summary

Vaccination data through May 18, 2021 as of May 19, 2021 at 12:05 AM

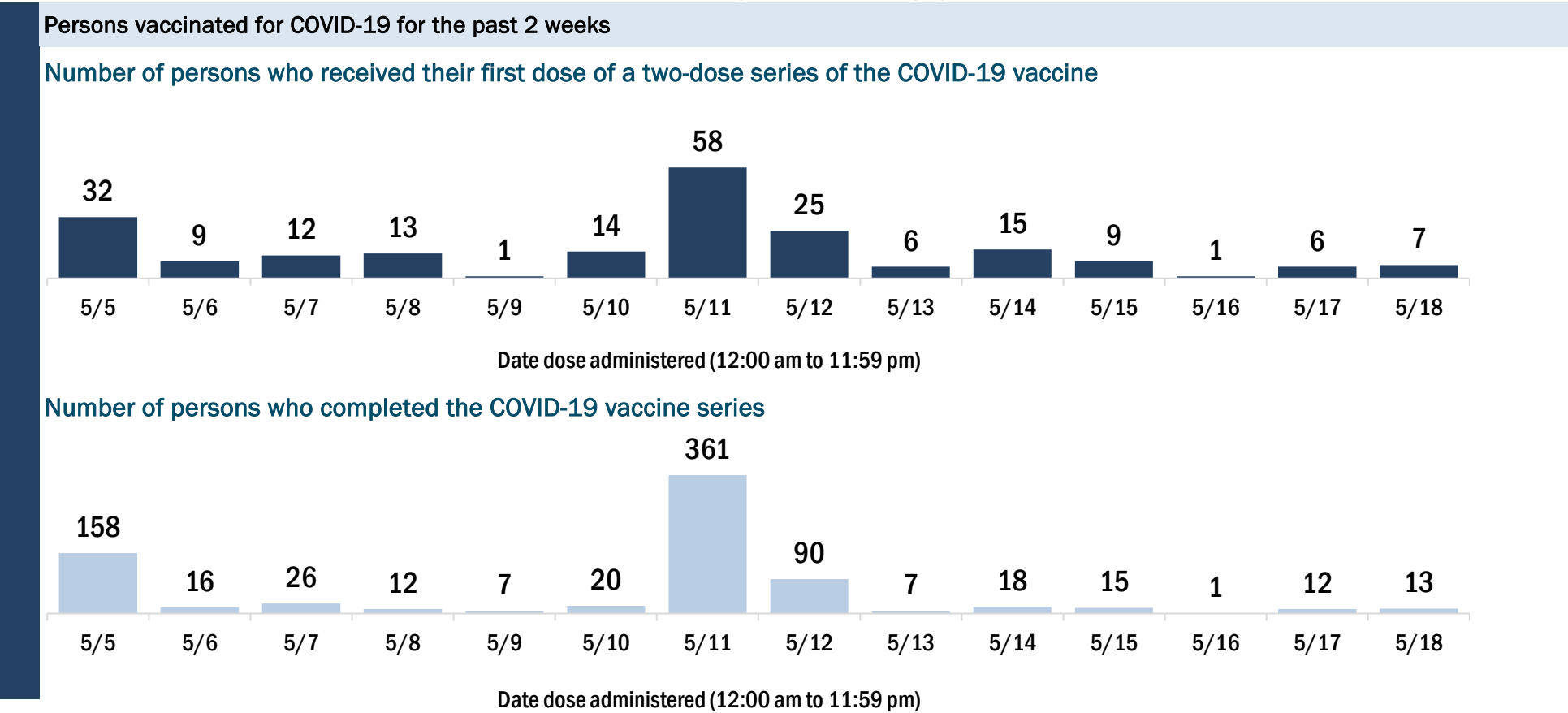
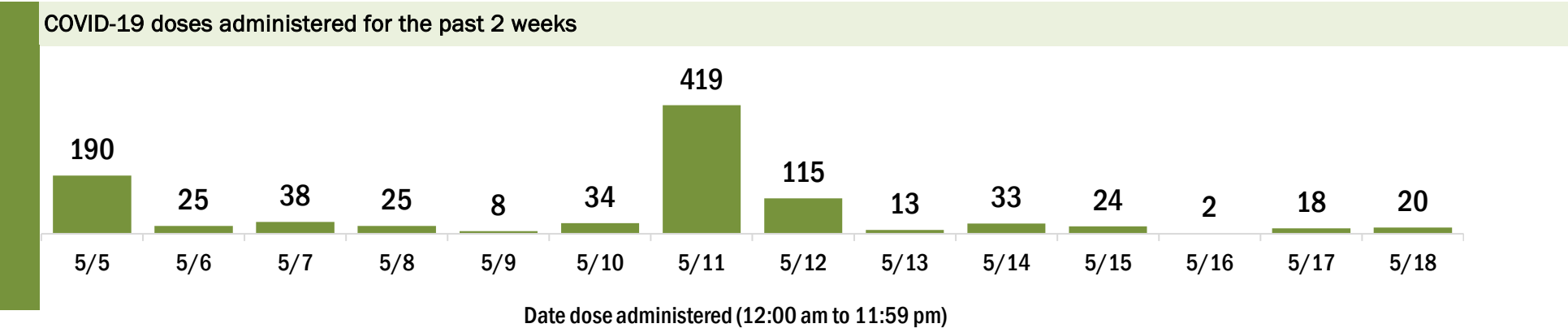
Data in this report are provisional and subject to change.

Data in this summary pertain to COVID-19 vaccines approved by the U.S. Food and Drug Administration and have been issued an Emergency Use Authorization (Janssen COVID-19 Vaccine, Moderna COVID-19 Vaccine and Pfizer-BioNTech COVID-19 Vaccine). These data summarize the number of people who have received either their first dose or have completed the series for a COVID-19 vaccine. **A person can only be counted in one category, first dose or series complete.** For persons receiving Moderna or Pfizer vaccines, once they receive their second dose, they are moved from the first dose column to the series completed column. **Because of this, the total first dose category may show a change from report to report not matching the total receiving their first dose from the previous day.** Persons receiving Johnson & Johnson vaccines will always be counted in the series completed column.

COVID-19 doses for vaccinated persons in Florida	
Doses administered	10,463
People receiving one dose of a 1-dose series (Johnson & Johnson) or receiving only one dose of a 2-dose series (Moderna, Pfizer) count once. Persons receiving both doses of a 2-dose series count twice.	

Current status of persons vaccinated for COVID-19 in Florida	
Total people vaccinated	6,013
First dose	1,223
Series completed	4,790
Completed 1-dose series	340
Completed 2-dose series	4,450
First dose: current number of people who have only received their first dose of the Moderna or Pfizer vaccine.	
Series complete: current number of people who have received both Moderna or Pfizer vaccine doses or one Johnson & Johnson dose and are considered fully immunized.	

Demographic summary	First dose	Series complete	Total people vaccinated
Age group	1,223	4,790	6,013
12-14 years	3	0	3
15-24 years	54	85	139
25-34 years	94	205	299
35-44 years	109	332	441
45-54 years	155	522	677
55-64 years	281	1,106	1,387
65-74 years	313	1,491	1,804
75-84 years	162	826	988
85+ years	52	223	275
Race	1,223	4,790	6,013
White	843	3,515	4,358
Black	187	683	870
American Indian/Alaskan	6	35	41
Other	62	311	373
Unknown	125	246	371
Other race includes Asian, native Hawaiian/Pacific Islander, or other.			
Ethnicity	1,223	4,790	6,013
Hispanic	22	95	117
Non-Hispanic	726	3,046	3,772
Unknown	475	1,649	2,124
Gender	1,223	4,790	6,013
Female	582	2,456	3,038
Male	640	2,333	2,973
Unknown	1	1	2



COVID-19: Union County vaccine summary

Vaccination data through May 18, 2021 as of May 19, 2021 at 12:05 AM

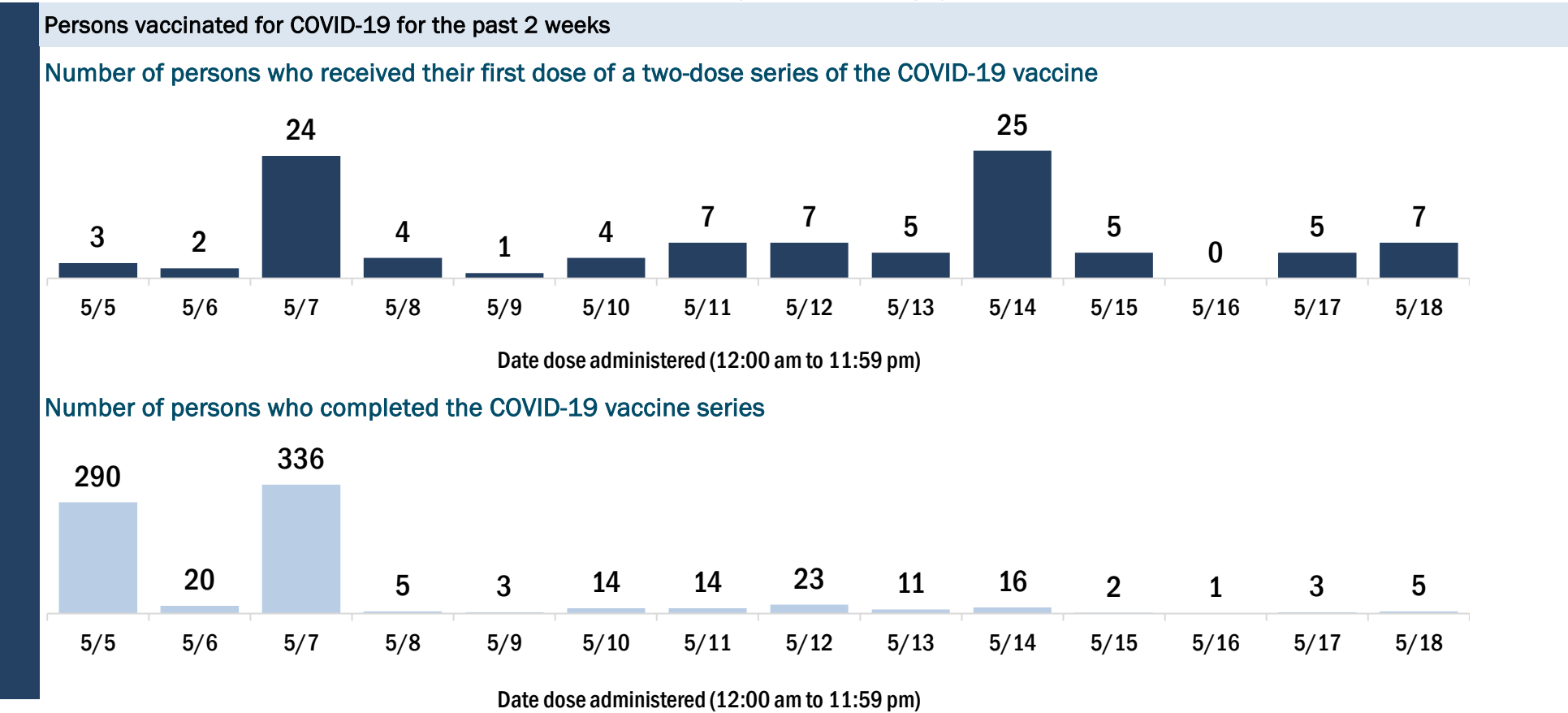
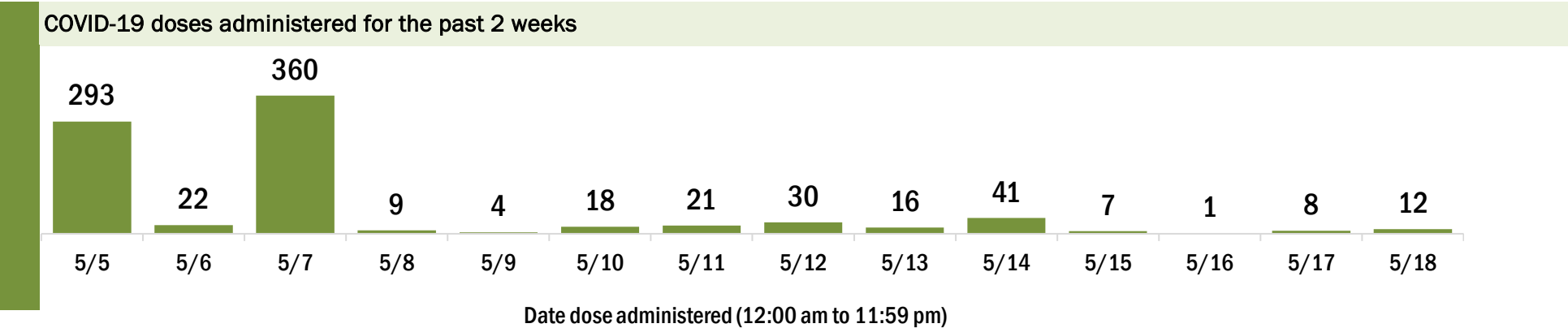
Data in this report are provisional and subject to change.

Data in this summary pertain to COVID-19 vaccines approved by the U.S. Food and Drug Administration and have been issued an Emergency Use Authorization (Janssen COVID-19 Vaccine, Moderna COVID-19 Vaccine and Pfizer-BioNTech COVID-19 Vaccine). These data summarize the number of people who have received either their first dose or have completed the series for a COVID-19 vaccine. **A person can only be counted in one category, first dose or series complete.** For persons receiving Moderna or Pfizer vaccines, once they receive their second dose, they are moved from the first dose column to the series completed column. **Because of this, the total first dose category may show a change from report to report not matching the total receiving their first dose from the previous day.** Persons receiving Johnson & Johnson vaccines will always be counted in the series completed column.

COVID-19 doses for vaccinated persons in Florida	
Doses administered	5,923
People receiving one dose of a 1-dose series (Johnson & Johnson) or receiving only one dose of a 2-dose series (Moderna, Pfizer) count once. Persons receiving both doses of a 2-dose series count twice.	

Current status of persons vaccinated for COVID-19 in Florida	
Total people vaccinated	3,376
First dose	708
Series completed	2,668
Completed 1-dose series	121
Completed 2-dose series	2,547
First dose: current number of people who have only received their first dose of the Moderna or Pfizer vaccine.	
Series complete: current number of people who have received both Moderna or Pfizer vaccine doses or one Johnson & Johnson dose and are considered fully immunized.	

Demographic summary	First dose	Series complete	Total people vaccinated
Age group	708	2,668	3,376
12-14 years	1	0	1
15-24 years	52	81	133
25-34 years	60	173	233
35-44 years	132	247	379
45-54 years	137	380	517
55-64 years	178	623	801
65-74 years	100	696	796
75-84 years	41	367	408
85+ years	7	101	108
Race	708	2,668	3,376
White	445	2,015	2,460
Black	186	428	614
American Indian/Alaskan	5	17	22
Other	54	160	214
Unknown	18	48	66
Other race includes Asian, native Hawaiian/Pacific Islander, or other.			
Ethnicity	708	2,668	3,376
Hispanic	45	92	137
Non-Hispanic	569	2,362	2,931
Unknown	94	214	308
Gender	708	2,668	3,376
Female	158	1,191	1,349
Male	545	1,477	2,022
Unknown	5	0	5



COVID-19: Volusia County vaccine summary

Vaccination data through May 18, 2021 as of May 19, 2021 at 12:05 AM

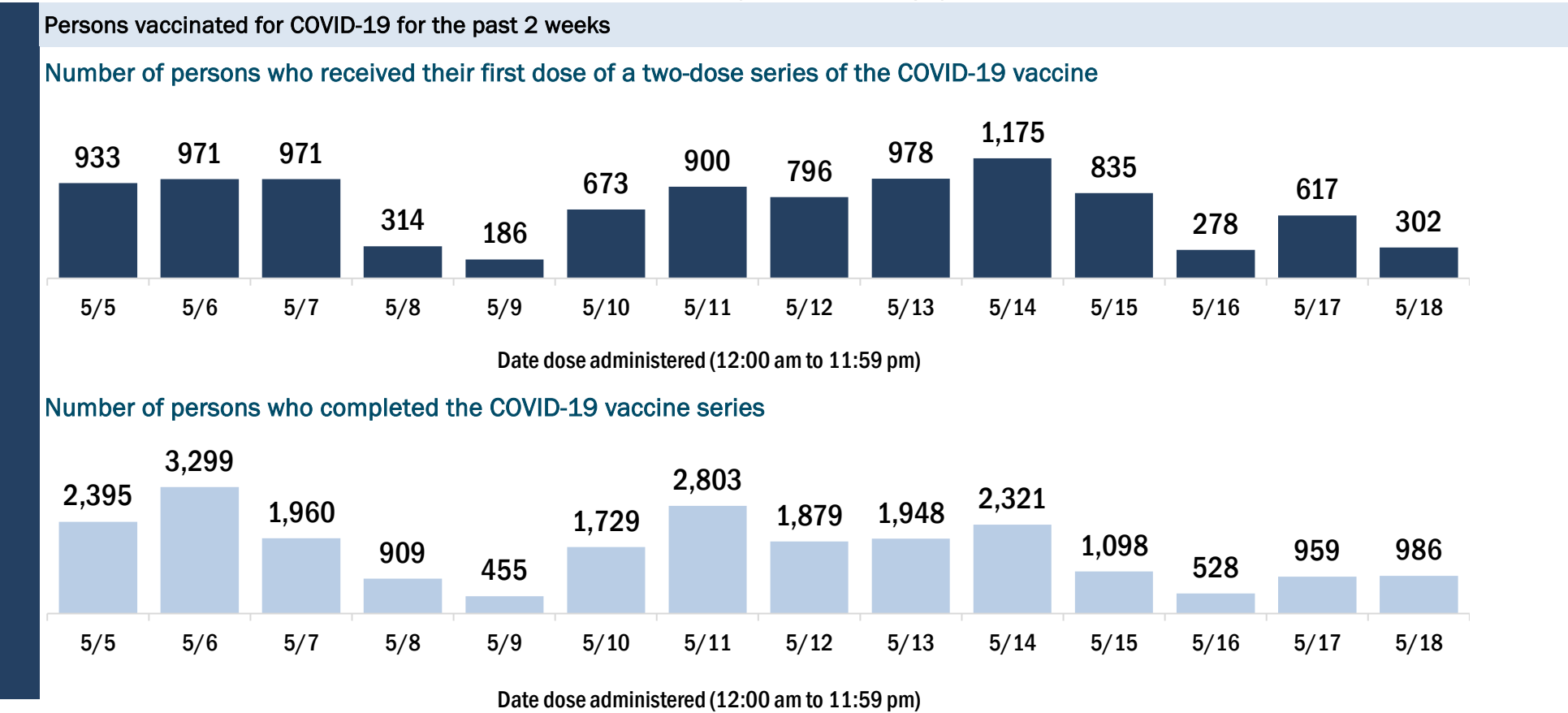
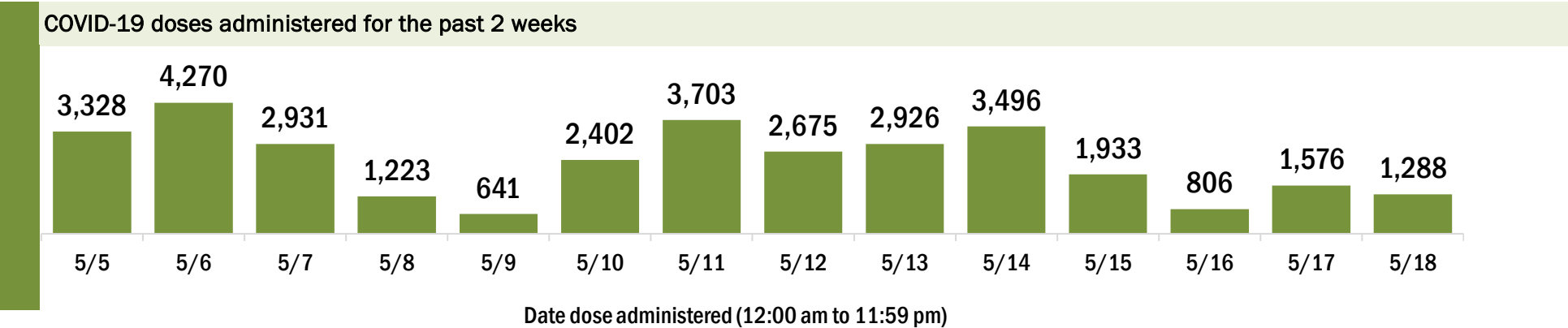
Data in this report are provisional and subject to change.

Data in this summary pertain to COVID-19 vaccines approved by the U.S. Food and Drug Administration and have been issued an Emergency Use Authorization (Janssen COVID-19 Vaccine, Moderna COVID-19 Vaccine and Pfizer-BioNTech COVID-19 Vaccine). These data summarize the number of people who have received either their first dose or have completed the series for a COVID-19 vaccine. **A person can only be counted in one category, first dose or series complete.** For persons receiving Moderna or Pfizer vaccines, once they receive their second dose, they are moved from the first dose column to the series completed column. **Because of this, the total first dose category may show a change from report to report not matching the total receiving their first dose from the previous day.** Persons receiving Johnson & Johnson vaccines will always be counted in the series completed column.

COVID-19 doses for vaccinated persons in Florida	
Doses administered	395,197
People receiving one dose of a 1-dose series (Johnson & Johnson) or receiving only one dose of a 2-dose series (Moderna, Pfizer) count once. Persons receiving both doses of a 2-dose series count twice.	

Current status of persons vaccinated for COVID-19 in Florida	
Total people vaccinated	230,169
First dose	44,226
Series completed	185,943
Completed 1-dose series	20,915
Completed 2-dose series	165,028
First dose: current number of people who have only received their first dose of the Moderna or Pfizer vaccine.	
Series complete: current number of people who have received both Moderna or Pfizer vaccine doses or one Johnson & Johnson dose and are considered fully immunized.	

Demographic summary	First dose	Series complete	Total people vaccinated
Age group	44,226	185,943	230,169
12-14 years	508	0	508
15-24 years	4,592	8,309	12,901
25-34 years	4,225	10,099	14,324
35-44 years	5,006	13,308	18,314
45-54 years	6,390	20,742	27,132
55-64 years	9,838	38,970	48,808
65-74 years	8,098	54,103	62,201
75-84 years	4,044	30,013	34,057
85+ years	1,525	10,399	11,924
Race	44,226	185,943	230,169
White	27,530	123,138	150,668
Black	2,984	9,031	12,015
American Indian/Alaskan	197	617	814
Other	5,035	20,785	25,820
Unknown	8,480	32,372	40,852
Other race includes Asian, native Hawaiian/Pacific Islander, or other.			
Ethnicity	44,226	185,943	230,169
Hispanic	5,171	13,020	18,191
Non-Hispanic	21,888	98,361	120,249
Unknown	17,167	74,562	91,729
Gender	44,226	185,943	230,169
Female	23,037	103,251	126,288
Male	20,611	79,824	100,435
Unknown	578	2,868	3,446



COVID-19: Wakulla County vaccine summary

Vaccination data through May 18, 2021 as of May 19, 2021 at 12:05 AM

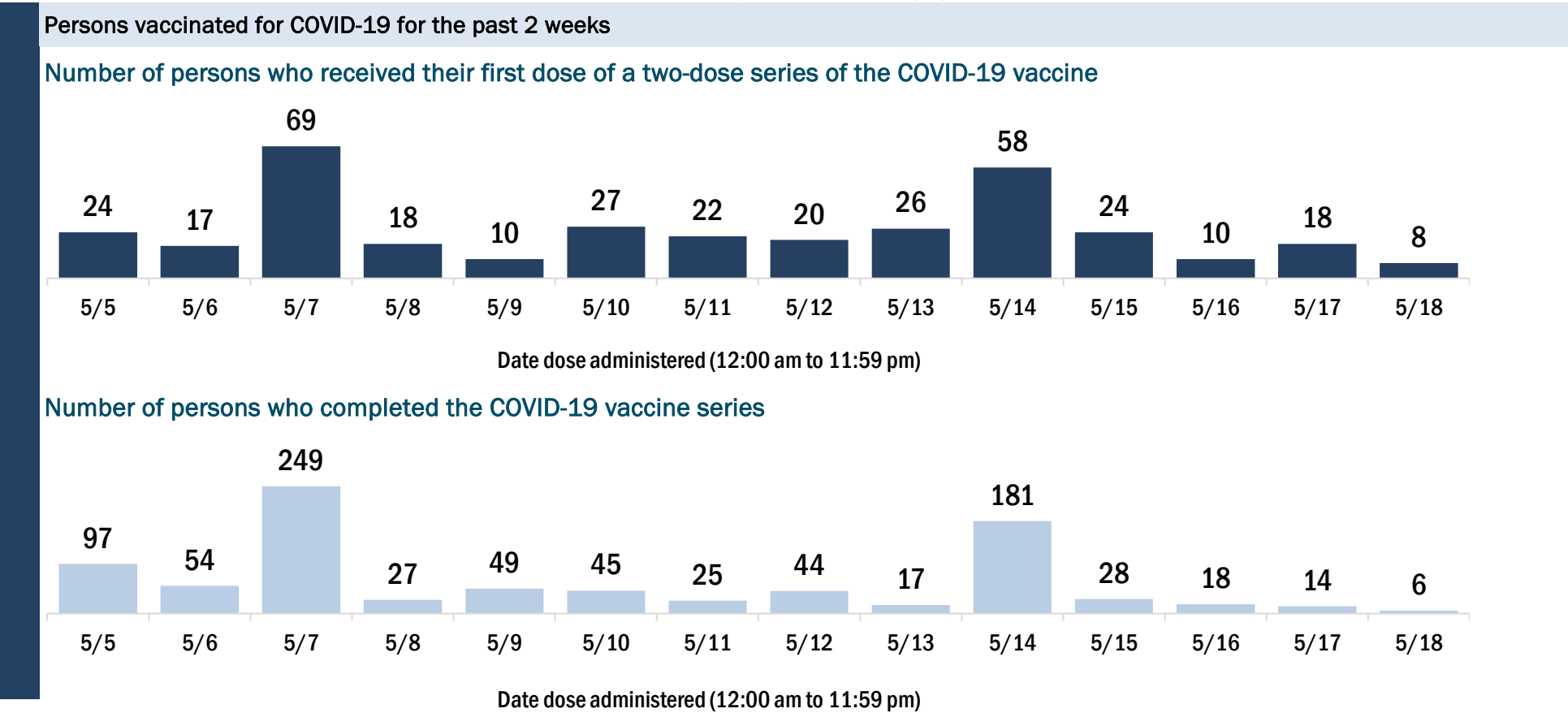
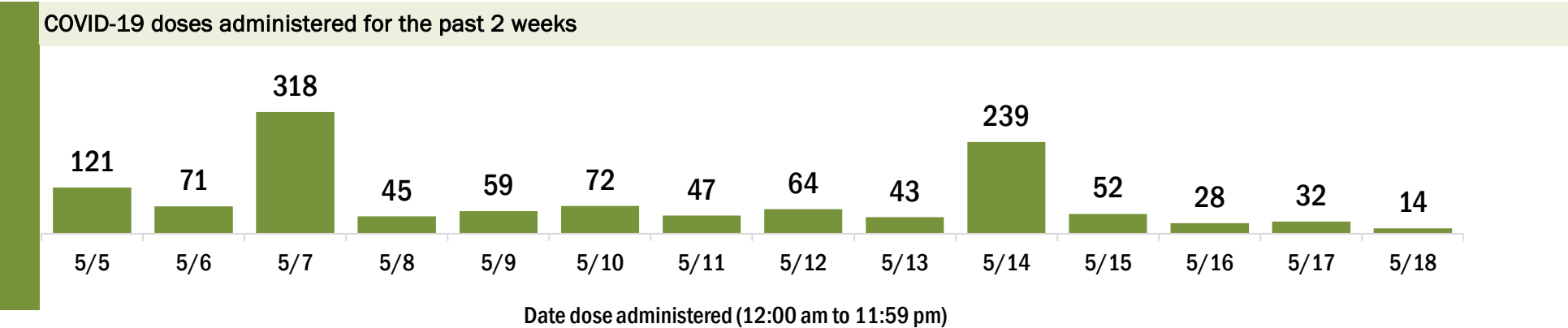
Data in this report are provisional and subject to change.

Data in this summary pertain to COVID-19 vaccines approved by the U.S. Food and Drug Administration and have been issued an Emergency Use Authorization (Janssen COVID-19 Vaccine, Moderna COVID-19 Vaccine and Pfizer-BioNTech COVID-19 Vaccine). These data summarize the number of people who have received either their first dose or have completed the series for a COVID-19 vaccine. **A person can only be counted in one category, first dose or series complete.** For persons receiving Moderna or Pfizer vaccines, once they receive their second dose, they are moved from the first dose column to the series completed column. **Because of this, the total first dose category may show a change from report to report not matching the total receiving their first dose from the previous day.** Persons receiving Johnson & Johnson vaccines will always be counted in the series completed column.

COVID-19 doses for vaccinated persons in Florida	
Doses administered	19,293
People receiving one dose of a 1-dose series (Johnson & Johnson) or receiving only one dose of a 2-dose series (Moderna, Pfizer) count once. Persons receiving both doses of a 2-dose series count twice.	

Current status of persons vaccinated for COVID-19 in Florida	
Total people vaccinated	11,215
First dose	2,546
Series completed	8,669
Completed 1-dose series	591
Completed 2-dose series	8,078
First dose: current number of people who have only received their first dose of the Moderna or Pfizer vaccine.	
Series complete: current number of people who have received both Moderna or Pfizer vaccine doses or one Johnson & Johnson dose and are considered fully immunized.	

Demographic summary	First dose	Series complete	Total people vaccinated
Age group	2,546	8,669	11,215
12-14 years	14	0	14
15-24 years	157	330	487
25-34 years	322	510	832
35-44 years	413	778	1,191
45-54 years	473	1,167	1,640
55-64 years	521	1,959	2,480
65-74 years	410	2,502	2,912
75-84 years	178	1,154	1,332
85+ years	58	269	327
Race	2,546	8,669	11,215
White	1,772	6,455	8,227
Black	495	664	1,159
American Indian/Alaskan	6	39	45
Other	122	1,063	1,185
Unknown	151	448	599
Other race includes Asian, native Hawaiian/Pacific Islander, or other.			
Ethnicity	2,546	8,669	11,215
Hispanic	46	185	231
Non-Hispanic	1,195	6,954	8,149
Unknown	1,305	1,530	2,835
Gender	2,546	8,669	11,215
Female	896	4,830	5,726
Male	1,649	3,838	5,487
Unknown	1	1	2



COVID-19: Walton County vaccine summary

Vaccination data through May 18, 2021 as of May 19, 2021 at 12:05 AM

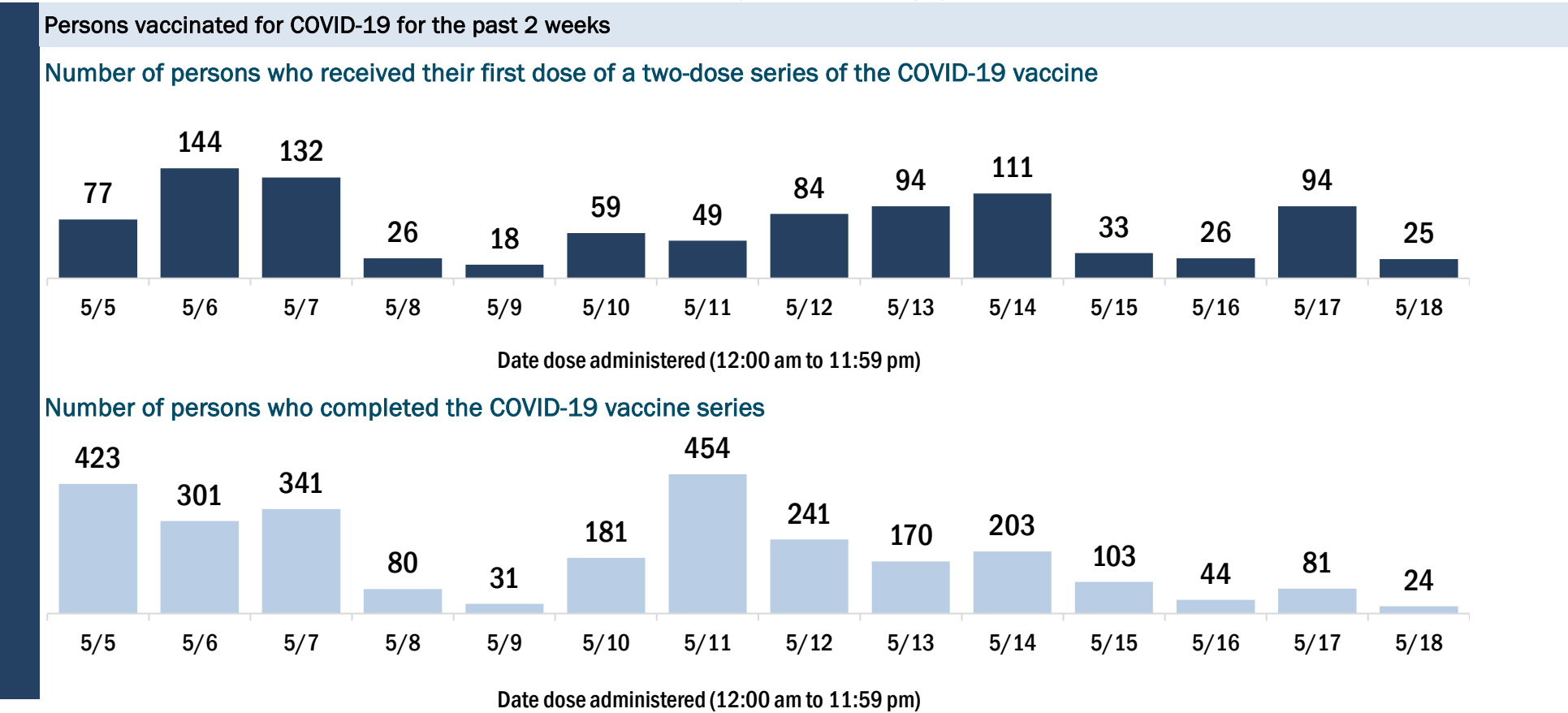
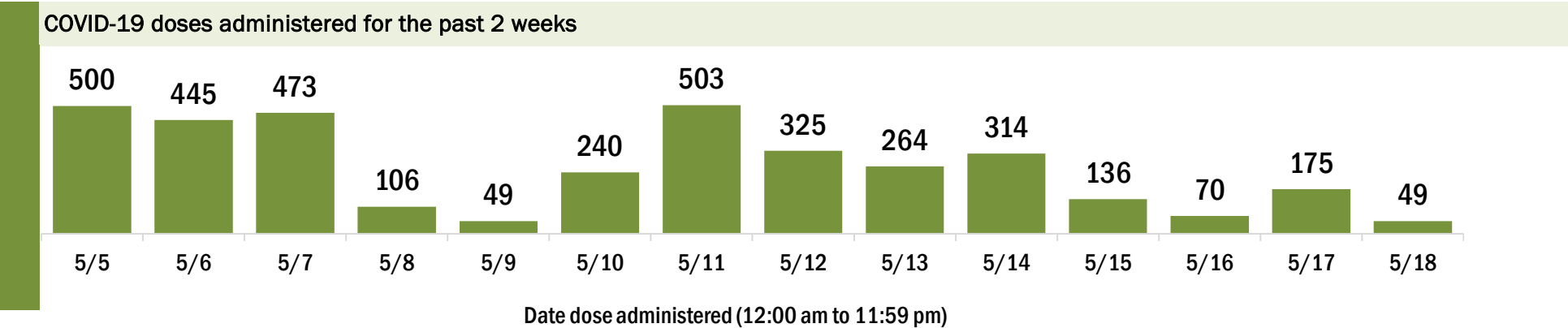
Data in this report are provisional and subject to change.

Data in this summary pertain to COVID-19 vaccines approved by the U.S. Food and Drug Administration and have been issued an Emergency Use Authorization (Janssen COVID-19 Vaccine, Moderna COVID-19 Vaccine and Pfizer-BioNTech COVID-19 Vaccine). These data summarize the number of people who have received either their first dose or have completed the series for a COVID-19 vaccine. **A person can only be counted in one category, first dose or series complete.** For persons receiving Moderna or Pfizer vaccines, once they receive their second dose, they are moved from the first dose column to the series completed column. **Because of this, the total first dose category may show a change from report to report not matching the total receiving their first dose from the previous day.** Persons receiving Johnson & Johnson vaccines will always be counted in the series completed column.

COVID-19 doses for vaccinated persons in Florida	
Doses administered	46,031
People receiving one dose of a 1-dose series (Johnson & Johnson) or receiving only one dose of a 2-dose series (Moderna, Pfizer) count once. Persons receiving both doses of a 2-dose series count twice.	

Current status of persons vaccinated for COVID-19 in Florida	
Total people vaccinated	26,467
First dose	5,387
Series completed	21,080
Completed 1-dose series	1,516
Completed 2-dose series	19,564
First dose: current number of people who have only received their first dose of the Moderna or Pfizer vaccine.	
Series complete: current number of people who have received both Moderna or Pfizer vaccine doses or one Johnson & Johnson dose and are considered fully immunized.	

Demographic summary	First dose	Series complete	Total people vaccinated
Age group	5,387	21,080	26,467
12-14 years	19	0	19
15-24 years	393	586	979
25-34 years	514	985	1,499
35-44 years	646	1,796	2,442
45-54 years	825	2,525	3,350
55-64 years	1,185	4,920	6,105
65-74 years	1,166	6,610	7,776
75-84 years	514	2,879	3,393
85+ years	125	779	904
Race	5,387	21,080	26,467
White	3,798	15,716	19,514
Black	211	518	729
American Indian/Alaskan	22	93	115
Other	375	1,074	1,449
Unknown	981	3,679	4,660
Other race includes Asian, native Hawaiian/Pacific Islander, or other.			
Ethnicity	5,387	21,080	26,467
Hispanic	325	649	974
Non-Hispanic	3,323	13,920	17,243
Unknown	1,739	6,511	8,250
Gender	5,387	21,080	26,467
Female	2,770	11,238	14,008
Male	2,597	9,840	12,437
Unknown	20	2	22



COVID-19: Washington County vaccine summary

Vaccination data through May 18, 2021 as of May 19, 2021 at 12:05 AM

Data in this report are provisional and subject to change.

Data in this summary pertain to COVID-19 vaccines approved by the U.S. Food and Drug Administration and have been issued an Emergency Use Authorization (Janssen COVID-19 Vaccine, Moderna COVID-19 Vaccine and Pfizer-BioNTech COVID-19 Vaccine). These data summarize the number of people who have received either their first dose or have completed the series for a COVID-19 vaccine. **A person can only be counted in one category, first dose or series complete.** For persons receiving Moderna or Pfizer vaccines, once they receive their second dose, they are moved from the first dose column to the series completed column. **Because of this, the total first dose category may show a change from report to report not matching the total receiving their first dose from the previous day.** Persons receiving Johnson & Johnson vaccines will always be counted in the series completed column.

COVID-19 doses for vaccinated persons in Florida	
Doses administered	10,847
People receiving one dose of a 1-dose series (Johnson & Johnson) or receiving only one dose of a 2-dose series (Moderna, Pfizer) count once. Persons receiving both doses of a 2-dose series count twice.	

Current status of persons vaccinated for COVID-19 in Florida	
Total people vaccinated	6,107
First dose	906
Series completed	5,201
Completed 1-dose series	461
Completed 2-dose series	4,740
First dose: current number of people who have only received their first dose of the Moderna or Pfizer vaccine.	
Series complete: current number of people who have received both Moderna or Pfizer vaccine doses or one Johnson & Johnson dose and are considered fully immunized.	

Demographic summary	First dose	Series complete	Total people vaccinated
Age group	906	5,201	6,107
12-14 years	6	0	6
15-24 years	61	95	156
25-34 years	103	247	350
35-44 years	124	404	528
45-54 years	182	619	801
55-64 years	220	1,259	1,479
65-74 years	118	1,477	1,595
75-84 years	65	826	891
85+ years	27	274	301
Race	906	5,201	6,107
White	546	3,889	4,435
Black	115	529	644
American Indian/Alaskan	6	60	66
Other	42	233	275
Unknown	197	490	687
Other race includes Asian, native Hawaiian/Pacific Islander, or other.			
Ethnicity	906	5,201	6,107
Hispanic	23	116	139
Non-Hispanic	671	4,280	4,951
Unknown	212	805	1,017
Gender	906	5,201	6,107
Female	398	2,637	3,035
Male	508	2,564	3,072
Unknown	0	0	0

