

COVID-19: Florida vaccine summary

Vaccination data through May 17, 2021 as of May 18, 2021 at 12:05 AM

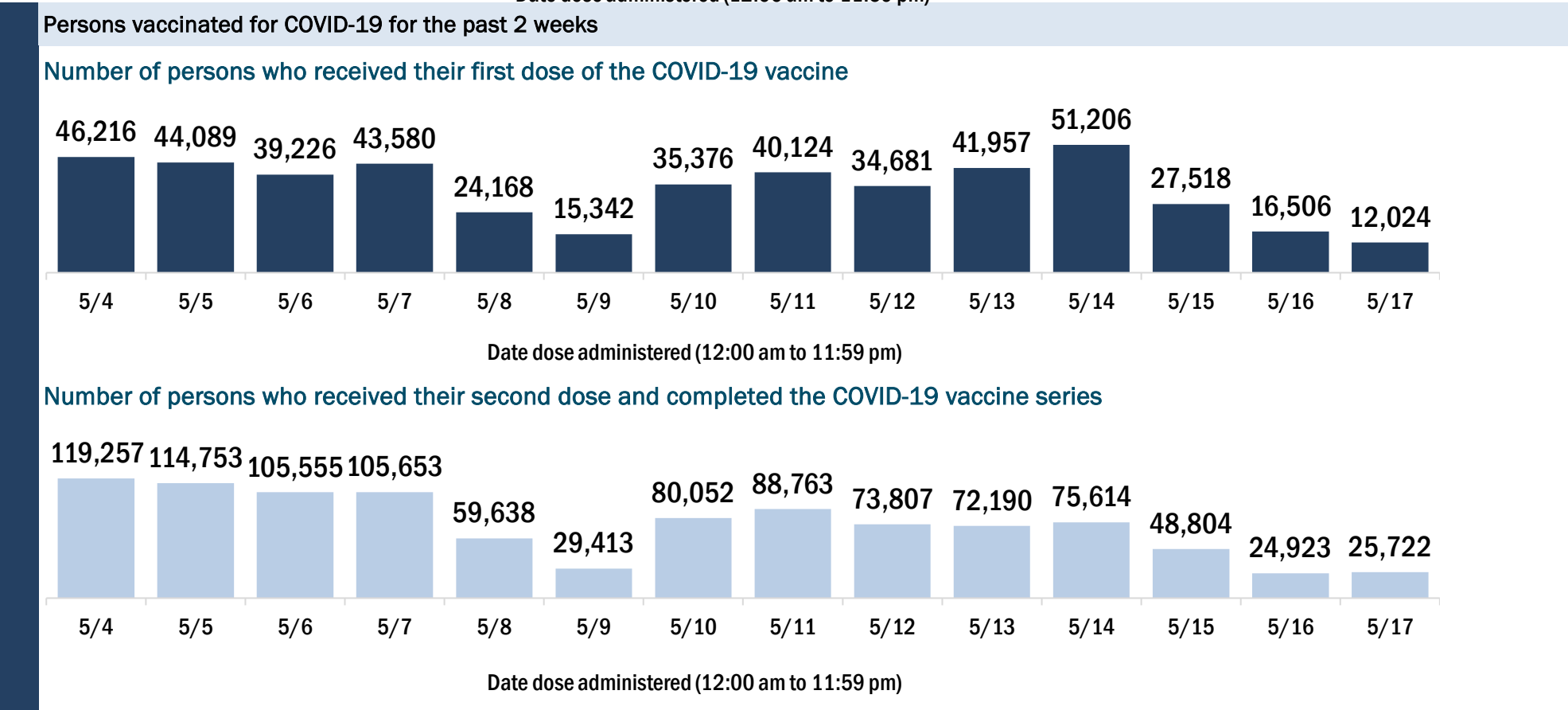
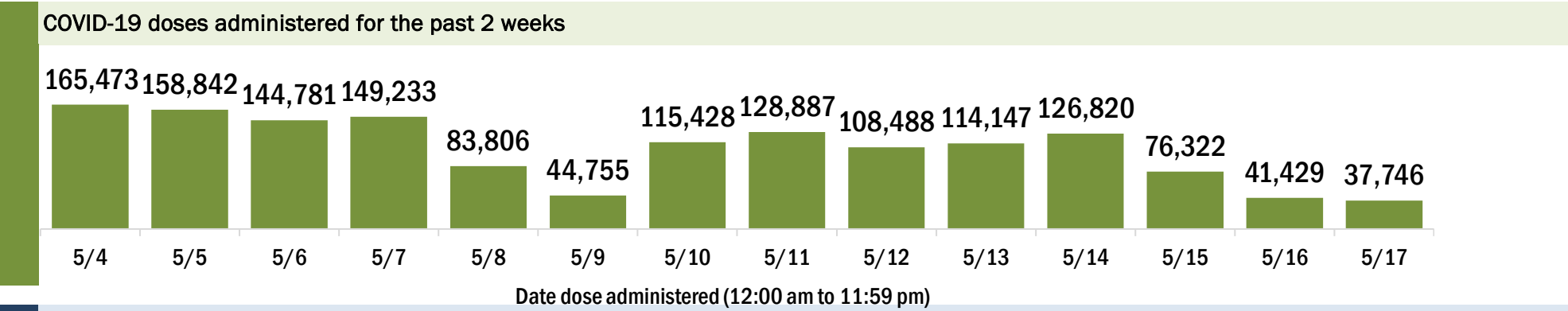
Data in this report are provisional and subject to change. Data are based on county of residence.

Data in this summary pertain to COVID-19 vaccines approved by the U.S. Food and Drug Administration and have been issued an Emergency Use Authorization (Janssen COVID-19 Vaccine, Moderna COVID-19 Vaccine and Pfizer-BioNTech COVID-19 Vaccine). These data summarize the number of people who have received either their first dose or have completed the series for a COVID-19 vaccine. **A person can only be counted in one category, first dose or series complete.** For persons receiving Moderna or Pfizer vaccines, once they receive their second dose, they are moved from the first dose column to the series completed column. **Because of this, the total first dose category may show a change from report to report not matching the total receiving their first dose from the previous day.** Persons receiving Johnson & Johnson vaccines will always be counted in the series completed column.

COVID-19 doses for vaccinated persons in Florida	
Doses administered	16,624,677
People receiving one dose of a 1-dose series (Johnson & Johnson) or receiving only one dose of a 2-dose series (Moderna, Pfizer) count once. Persons receiving both doses of a 2-dose series count twice.	

Current status of persons vaccinated for COVID-19 in Florida	
Total people vaccinated	9,671,213
First dose	2,019,637
Series completed	7,651,576
Completed 1-dose series	698,112
Completed 2-dose series	6,953,464
First dose: current number of people who have only received their first dose of the Moderna or Pfizer vaccine.	
Series complete: current number of people who have received both Moderna or Pfizer vaccine doses or one Johnson & Johnson dose and are considered fully immunized.	

Demographic summary	First dose	Series complete	Total people vaccinated
Age group	2,019,637	7,651,576	9,671,213
12-14 years	20,600	0	20,600
15-24 years	229,174	408,963	638,137
25-34 years	255,332	610,548	865,880
35-44 years	284,253	805,690	1,089,943
45-54 years	310,101	1,073,143	1,383,244
55-64 years	347,776	1,546,249	1,894,025
65-74 years	314,758	1,827,676	2,142,434
75-84 years	181,874	1,036,448	1,218,322
85+ years	75,769	342,859	418,628
Race	2,019,637	7,651,576	9,671,213
White	1,225,046	5,187,039	6,412,085
Black	167,294	515,106	682,400
American Indian/Alaskan	9,923	26,485	36,408
Other	249,573	818,618	1,068,191
Unknown	367,801	1,104,328	1,472,129
Other race includes Asian, native Hawaiian/Pacific Islander, or other.			
Ethnicity	2,019,637	7,651,576	9,671,213
Hispanic	460,948	1,199,741	1,660,689
Non-Hispanic	831,998	4,003,187	4,835,185
Unknown	726,691	2,448,648	3,175,339
Gender	2,019,637	7,651,576	9,671,213
Female	1,057,520	4,219,877	5,277,397
Male	951,352	3,420,339	4,371,691
Unknown	10,765	11,360	22,125



COVID-19: Alachua County vaccine summary

Vaccination data through May 17, 2021 as of May 18, 2021 at 12:05 AM

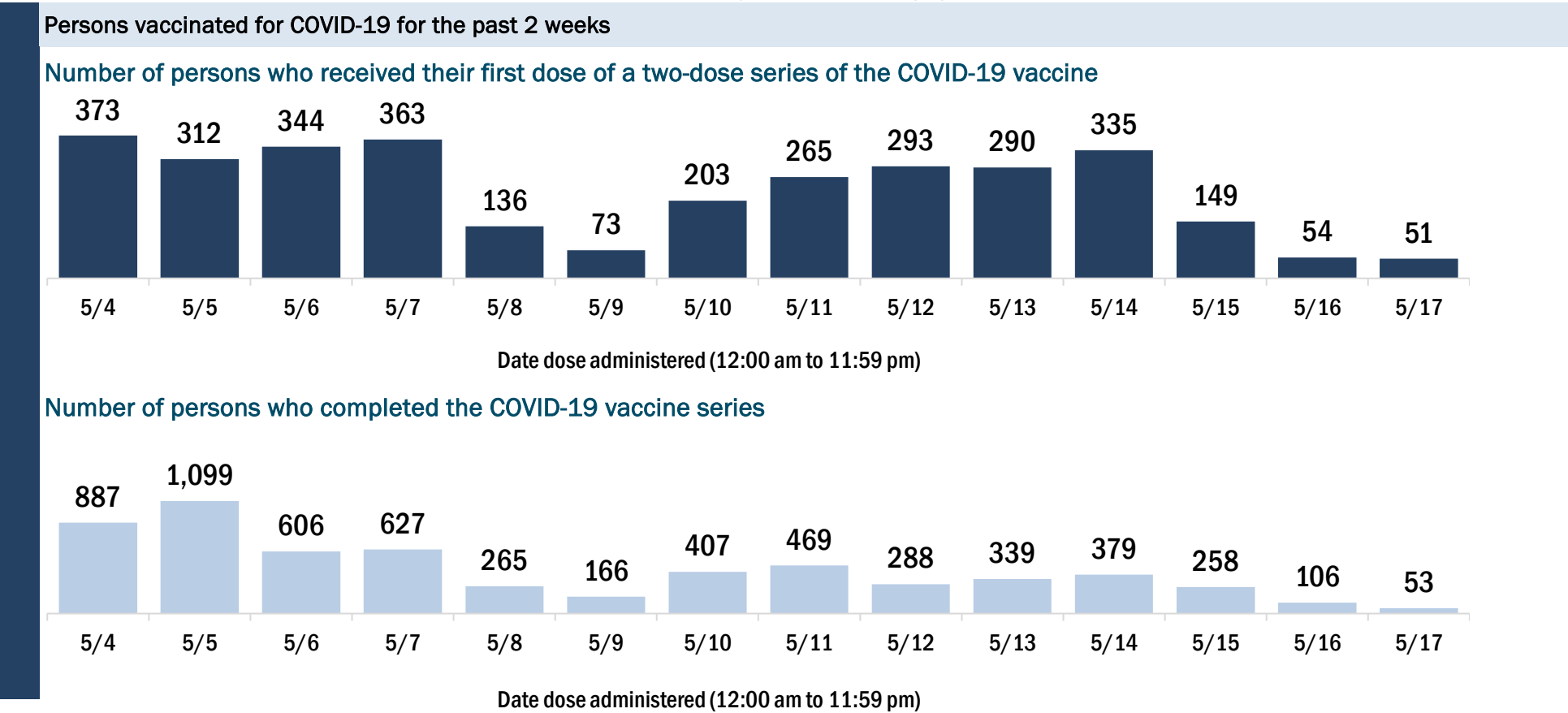
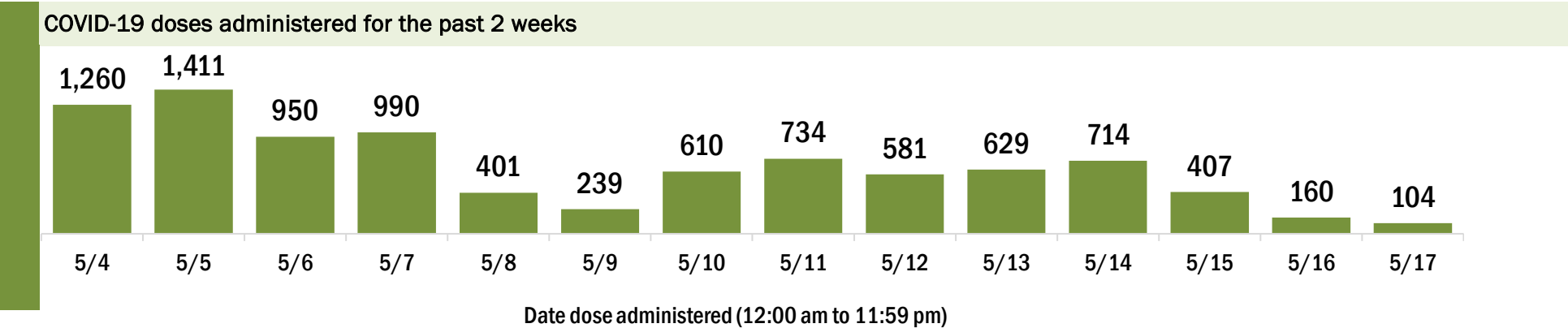
Data in this report are provisional and subject to change.

Data in this summary pertain to COVID-19 vaccines approved by the U.S. Food and Drug Administration and have been issued an Emergency Use Authorization (Janssen COVID-19 Vaccine, Moderna COVID-19 Vaccine and Pfizer-BioNTech COVID-19 Vaccine). These data summarize the number of people who have received either their first dose or have completed the series for a COVID-19 vaccine. **A person can only be counted in one category, first dose or series complete.** For persons receiving Moderna or Pfizer vaccines, once they receive their second dose, they are moved from the first dose column to the series completed column. **Because of this, the total first dose category may show a change from report to report not matching the total receiving their first dose from the previous day.** Persons receiving Johnson & Johnson vaccines will always be counted in the series completed column.

COVID-19 doses for vaccinated persons in Florida	
Doses administered	221,412
People receiving one dose of a 1-dose series (Johnson & Johnson) or receiving only one dose of a 2-dose series (Moderna, Pfizer) count once. Persons receiving both doses of a 2-dose series count twice.	

Current status of persons vaccinated for COVID-19 in Florida	
Total people vaccinated	125,311
First dose	24,130
Series completed	101,181
Completed 1-dose series	5,080
Completed 2-dose series	96,101
First dose: current number of people who have only received their first dose of the Moderna or Pfizer vaccine.	
Series complete: current number of people who have received both Moderna or Pfizer vaccine doses or one Johnson & Johnson dose and are considered fully immunized.	

Demographic summary	First dose	Series complete	Total people vaccinated
Age group	24,130	101,181	125,311
12-14 years	172	0	172
15-24 years	7,385	13,774	21,159
25-34 years	4,928	15,474	20,402
35-44 years	3,482	12,292	15,774
45-54 years	2,743	12,077	14,820
55-64 years	2,805	16,071	18,876
65-74 years	1,547	18,803	20,350
75-84 years	723	9,292	10,015
85+ years	345	3,398	3,743
Race	24,130	101,181	125,311
White	14,471	70,285	84,756
Black	3,370	9,991	13,361
American Indian/Alaskan	106	334	440
Other	4,298	15,453	19,751
Unknown	1,885	5,118	7,003
Other race includes Asian, native Hawaiian/Pacific Islander, or other.			
Ethnicity	24,130	101,181	125,311
Hispanic	3,328	8,558	11,886
Non-Hispanic	14,700	68,703	83,403
Unknown	6,102	23,920	30,022
Gender	24,130	101,181	125,311
Female	12,475	57,710	70,185
Male	11,602	43,427	55,029
Unknown	53	44	97



COVID-19: Baker County vaccine summary

Vaccination data through May 17, 2021 as of May 18, 2021 at 12:05 AM

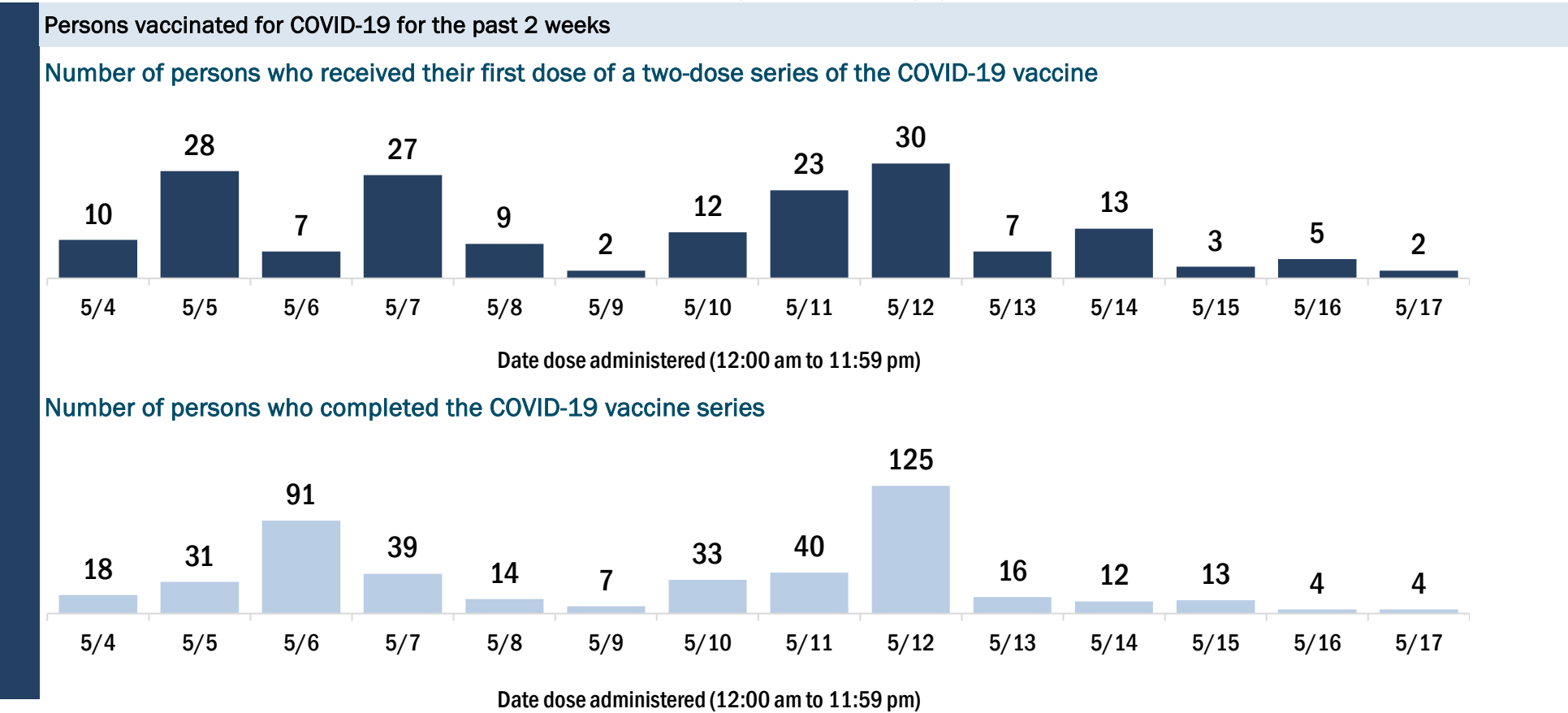
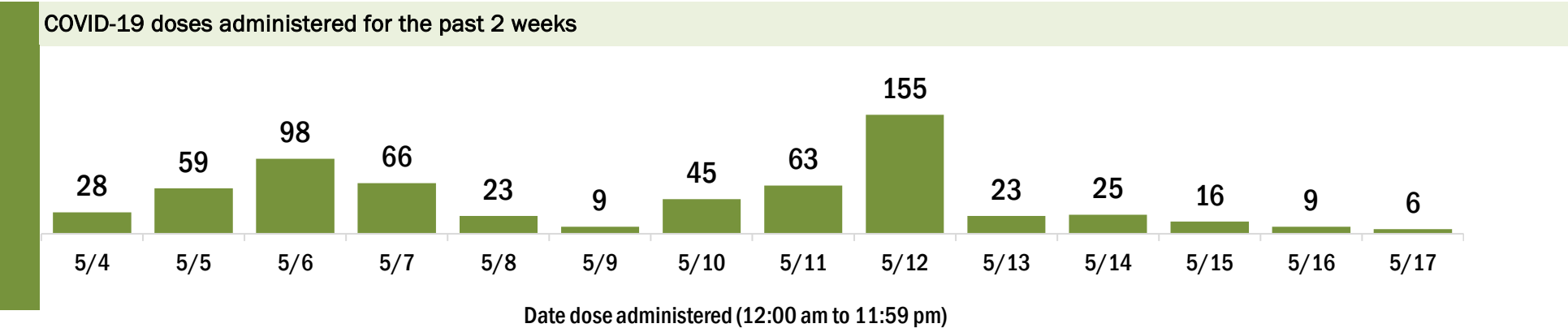
Data in this report are provisional and subject to change.

Data in this summary pertain to COVID-19 vaccines approved by the U.S. Food and Drug Administration and have been issued an Emergency Use Authorization (Janssen COVID-19 Vaccine, Moderna COVID-19 Vaccine and Pfizer-BioNTech COVID-19 Vaccine). These data summarize the number of people who have received either their first dose or have completed the series for a COVID-19 vaccine. **A person can only be counted in one category, first dose or series complete.** For persons receiving Moderna or Pfizer vaccines, once they receive their second dose, they are moved from the first dose column to the series completed column. **Because of this, the total first dose category may show a change from report to report not matching the total receiving their first dose from the previous day.** Persons receiving Johnson & Johnson vaccines will always be counted in the series completed column.

COVID-19 doses for vaccinated persons in Florida	
Doses administered	10,626
People receiving one dose of a 1-dose series (Johnson & Johnson) or receiving only one dose of a 2-dose series (Moderna, Pfizer) count once. Persons receiving both doses of a 2-dose series count twice.	

Current status of persons vaccinated for COVID-19 in Florida	
Total people vaccinated	6,193
First dose	1,583
Series completed	4,610
Completed 1-dose series	177
Completed 2-dose series	4,433
First dose: current number of people who have only received their first dose of the Moderna or Pfizer vaccine.	
Series complete: current number of people who have received both Moderna or Pfizer vaccine doses or one Johnson & Johnson dose and are considered fully immunized.	

Demographic summary	First dose	Series complete	Total people vaccinated
Age group	1,583	4,610	6,193
12-14 years	5	0	5
15-24 years	93	134	227
25-34 years	239	236	475
35-44 years	327	376	703
45-54 years	338	599	937
55-64 years	341	1,044	1,385
65-74 years	146	1,333	1,479
75-84 years	65	695	760
85+ years	29	193	222
Race	1,583	4,610	6,193
White	978	3,649	4,627
Black	448	472	920
American Indian/Alaskan	3	21	24
Other	101	247	348
Unknown	53	221	274
Other race includes Asian, native Hawaiian/Pacific Islander, or other.			
Ethnicity	1,583	4,610	6,193
Hispanic	38	104	142
Non-Hispanic	763	3,408	4,171
Unknown	782	1,098	1,880
Gender	1,583	4,610	6,193
Female	484	2,496	2,980
Male	1,091	2,112	3,203
Unknown	8	2	10



COVID-19: Bay County vaccine summary

Vaccination data through May 17, 2021 as of May 18, 2021 at 12:05 AM

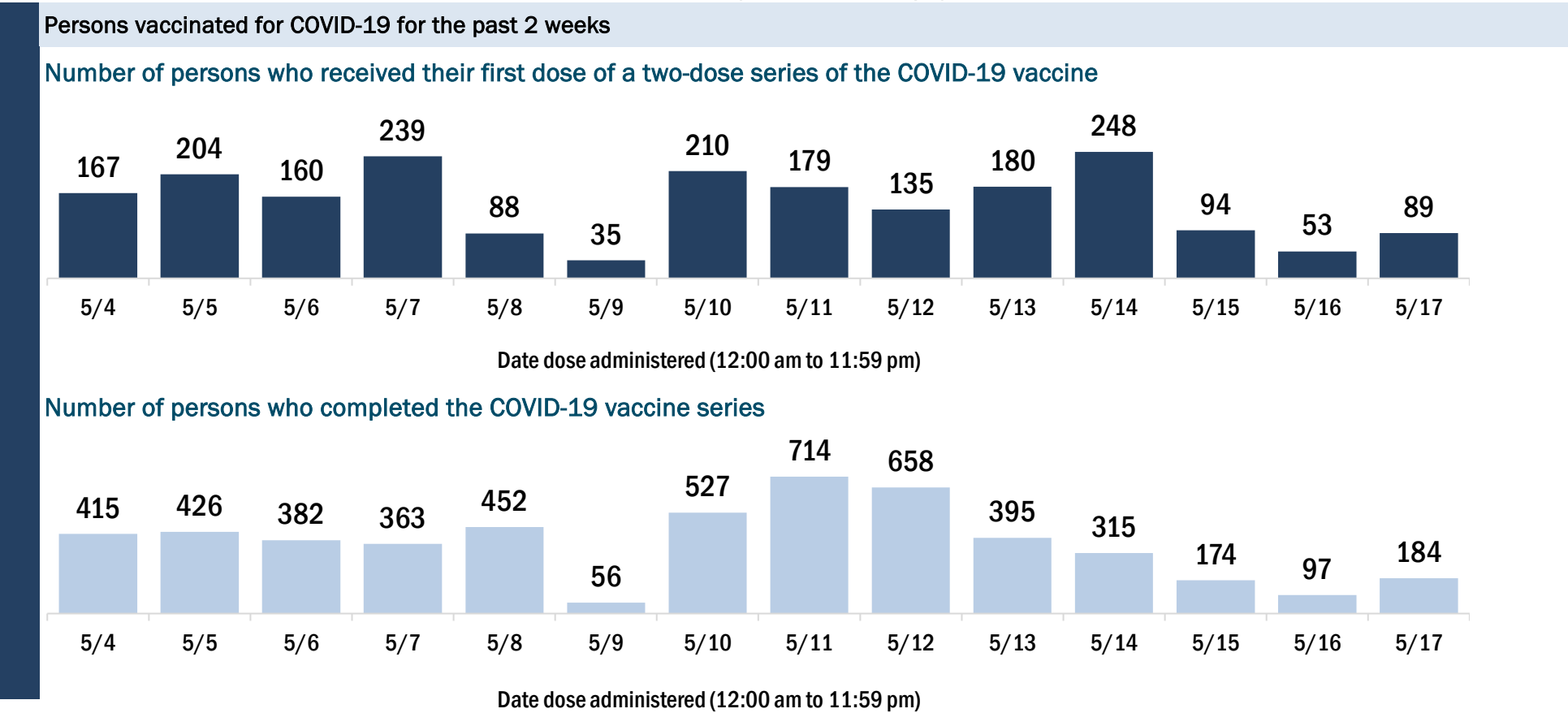
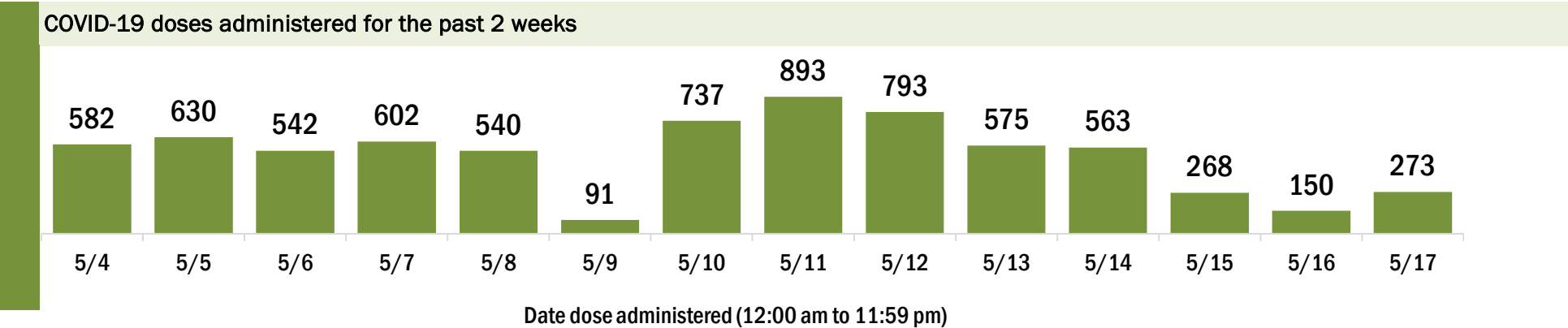
Data in this report are provisional and subject to change.

Data in this summary pertain to COVID-19 vaccines approved by the U.S. Food and Drug Administration and have been issued an Emergency Use Authorization (Janssen COVID-19 Vaccine, Moderna COVID-19 Vaccine and Pfizer-BioNTech COVID-19 Vaccine). These data summarize the number of people who have received either their first dose or have completed the series for a COVID-19 vaccine. **A person can only be counted in one category, first dose or series complete.** For persons receiving Moderna or Pfizer vaccines, once they receive their second dose, they are moved from the first dose column to the series completed column. **Because of this, the total first dose category may show a change from report to report not matching the total receiving their first dose from the previous day.** Persons receiving Johnson & Johnson vaccines will always be counted in the series completed column.

COVID-19 doses for vaccinated persons in Florida	
Doses administered	93,547
People receiving one dose of a 1-dose series (Johnson & Johnson) or receiving only one dose of a 2-dose series (Moderna, Pfizer) count once. Persons receiving both doses of a 2-dose series count twice.	

Current status of persons vaccinated for COVID-19 in Florida	
Total people vaccinated	54,506
First dose	9,529
Series completed	44,977
Completed 1-dose series	5,936
Completed 2-dose series	39,041
First dose: current number of people who have only received their first dose of the Moderna or Pfizer vaccine.	
Series complete: current number of people who have received both Moderna or Pfizer vaccine doses or one Johnson & Johnson dose and are considered fully immunized.	

Demographic summary	First dose	Series complete	Total people vaccinated
Age group	9,529	44,977	54,506
12-14 years	22	0	22
15-24 years	978	1,669	2,647
25-34 years	1,137	2,755	3,892
35-44 years	1,328	4,159	5,487
45-54 years	1,573	5,781	7,354
55-64 years	2,148	10,280	12,428
65-74 years	1,404	12,347	13,751
75-84 years	679	6,104	6,783
85+ years	260	1,882	2,142
Race	9,529	44,977	54,506
White	5,840	31,422	37,262
Black	748	2,910	3,658
American Indian/Alaskan	49	214	263
Other	1,267	3,713	4,980
Unknown	1,625	6,718	8,343
Other race includes Asian, native Hawaiian/Pacific Islander, or other.			
Ethnicity	9,529	44,977	54,506
Hispanic	816	2,032	2,848
Non-Hispanic	5,384	27,450	32,834
Unknown	3,329	15,495	18,824
Gender	9,529	44,977	54,506
Female	5,207	24,739	29,946
Male	4,318	20,231	24,549
Unknown	4	7	11



COVID-19: Bradford County vaccine summary

Vaccination data through May 17, 2021 as of May 18, 2021 at 12:05 AM

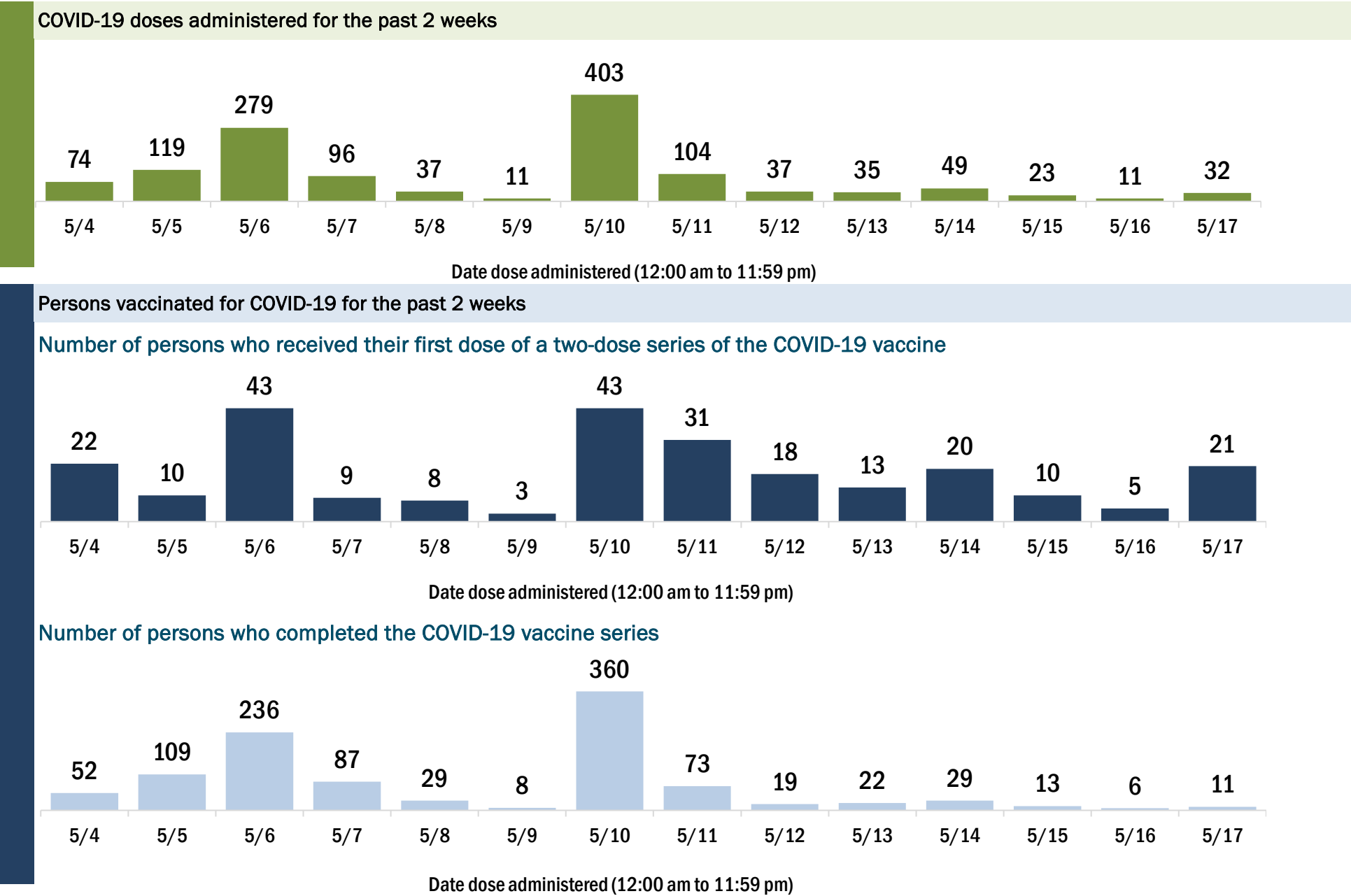
Data in this report are provisional and subject to change.

Data in this summary pertain to COVID-19 vaccines approved by the U.S. Food and Drug Administration and have been issued an Emergency Use Authorization (Janssen COVID-19 Vaccine, Moderna COVID-19 Vaccine and Pfizer-BioNTech COVID-19 Vaccine). These data summarize the number of people who have received either their first dose or have completed the series for a COVID-19 vaccine. **A person can only be counted in one category, first dose or series complete.** For persons receiving Moderna or Pfizer vaccines, once they receive their second dose, they are moved from the first dose column to the series completed column. **Because of this, the total first dose category may show a change from report to report not matching the total receiving their first dose from the previous day.** Persons receiving Johnson & Johnson vaccines will always be counted in the series completed column.

COVID-19 doses for vaccinated persons in Florida	
Doses administered	11,982
People receiving one dose of a 1-dose series (Johnson & Johnson) or receiving only one dose of a 2-dose series (Moderna, Pfizer) count once. Persons receiving both doses of a 2-dose series count twice.	

Current status of persons vaccinated for COVID-19 in Florida	
Total people vaccinated	6,967
First dose	1,581
Series completed	5,386
Completed 1-dose series	371
Completed 2-dose series	5,015
First dose: current number of people who have only received their first dose of the Moderna or Pfizer vaccine.	
Series complete: current number of people who have received both Moderna or Pfizer vaccine doses or one Johnson & Johnson dose and are considered fully immunized.	

Demographic summary	First dose	Series complete	Total people vaccinated
Age group	1,581	5,386	6,967
12-14 years	4	0	4
15-24 years	117	129	246
25-34 years	254	291	545
35-44 years	364	445	809
45-54 years	319	670	989
55-64 years	305	1,230	1,535
65-74 years	128	1,514	1,642
75-84 years	66	842	908
85+ years	24	265	289
Race	1,581	5,386	6,967
White	906	3,891	4,797
Black	511	887	1,398
American Indian/Alaskan	3	31	34
Other	104	413	517
Unknown	57	164	221
Other race includes Asian, native Hawaiian/Pacific Islander, or other.			
Ethnicity	1,581	5,386	6,967
Hispanic	80	139	219
Non-Hispanic	856	4,677	5,533
Unknown	645	570	1,215
Gender	1,581	5,386	6,967
Female	440	2,744	3,184
Male	1,140	2,642	3,782
Unknown	1	0	1



COVID-19: Brevard County vaccine summary

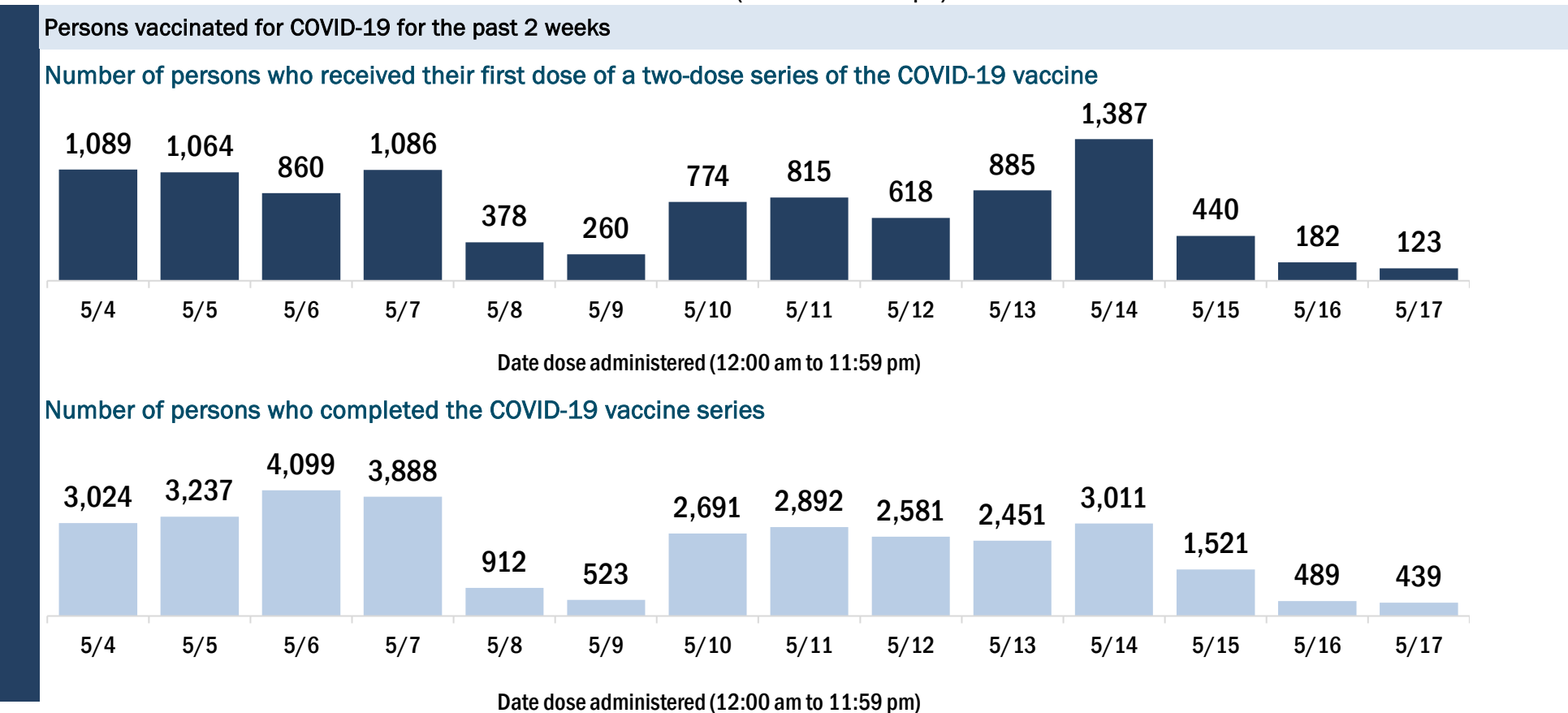
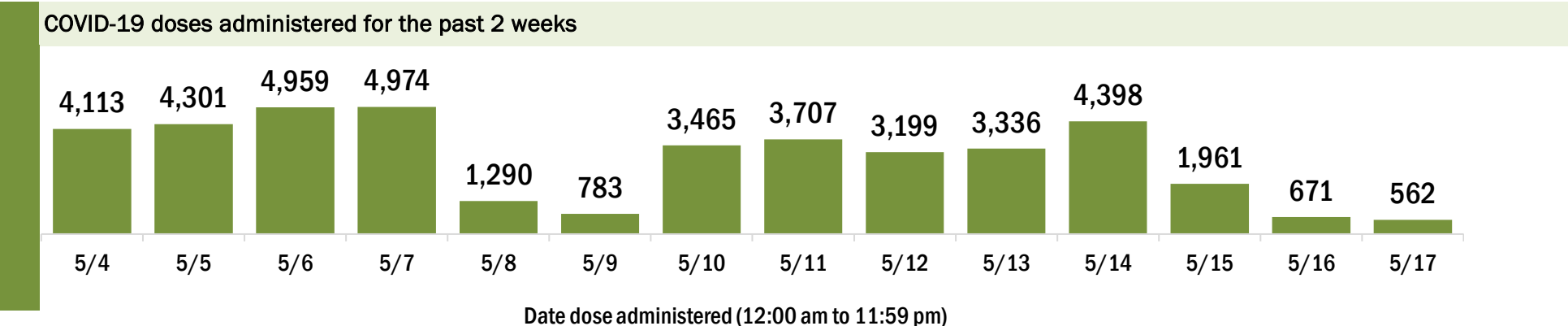
Vaccination data through May 17, 2021 as of May 18, 2021 at 12:05 AM

Data in this report are provisional and subject to change.

Data in this summary pertain to COVID-19 vaccines approved by the U.S. Food and Drug Administration and have been issued an Emergency Use Authorization (Janssen COVID-19 Vaccine, Moderna COVID-19 Vaccine and Pfizer-BioNTech COVID-19 Vaccine). These data summarize the number of people who have received either their first dose or have completed the series for a COVID-19 vaccine. **A person can only be counted in one category, first dose or series complete.** For persons receiving Moderna or Pfizer vaccines, once they receive their second dose, they are moved from the first dose column to the series completed column. **Because of this, the total first dose category may show a change from report to report not matching the total receiving their first dose from the previous day.** Persons receiving Johnson & Johnson vaccines will always be counted in the series completed column.

COVID-19 doses for vaccinated persons in Florida	
Doses administered	455,752
People receiving one dose of a 1-dose series (Johnson & Johnson) or receiving only one dose of a 2-dose series (Moderna, Pfizer) count once. Persons receiving both doses of a 2-dose series count twice.	

Demographic summary			
Age group	First dose	Series complete	Total people vaccinated
12-14 years	47,880	213,934	261,814
15-24 years	513	0	513
25-34 years	5,301	9,285	14,586
35-44 years	5,641	13,432	19,073
45-54 years	6,026	17,636	23,662
45-54 years	6,760	25,396	32,156
55-64 years	9,734	48,998	58,732
65-74 years	7,480	56,065	63,545
75-84 years	4,409	31,625	36,034
85+ years	2,016	11,497	13,513
Race	47,880	213,934	261,814
White	30,742	145,058	175,800
Black	3,913	11,293	15,206
American Indian/Alaskan	282	923	1,205
Other	5,039	19,625	24,664
Unknown	7,904	37,035	44,939
Other race includes Asian, native Hawaiian/Pacific Islander, or other.			
Ethnicity	47,880	213,934	261,814
Hispanic	4,331	12,268	16,599
Non-Hispanic	26,554	122,196	148,750
Unknown	16,995	79,470	96,465
Gender	47,880	213,934	261,814
Female	25,212	120,093	145,305
Male	22,548	93,620	116,168
Unknown	120	221	341



COVID-19: Broward County vaccine summary

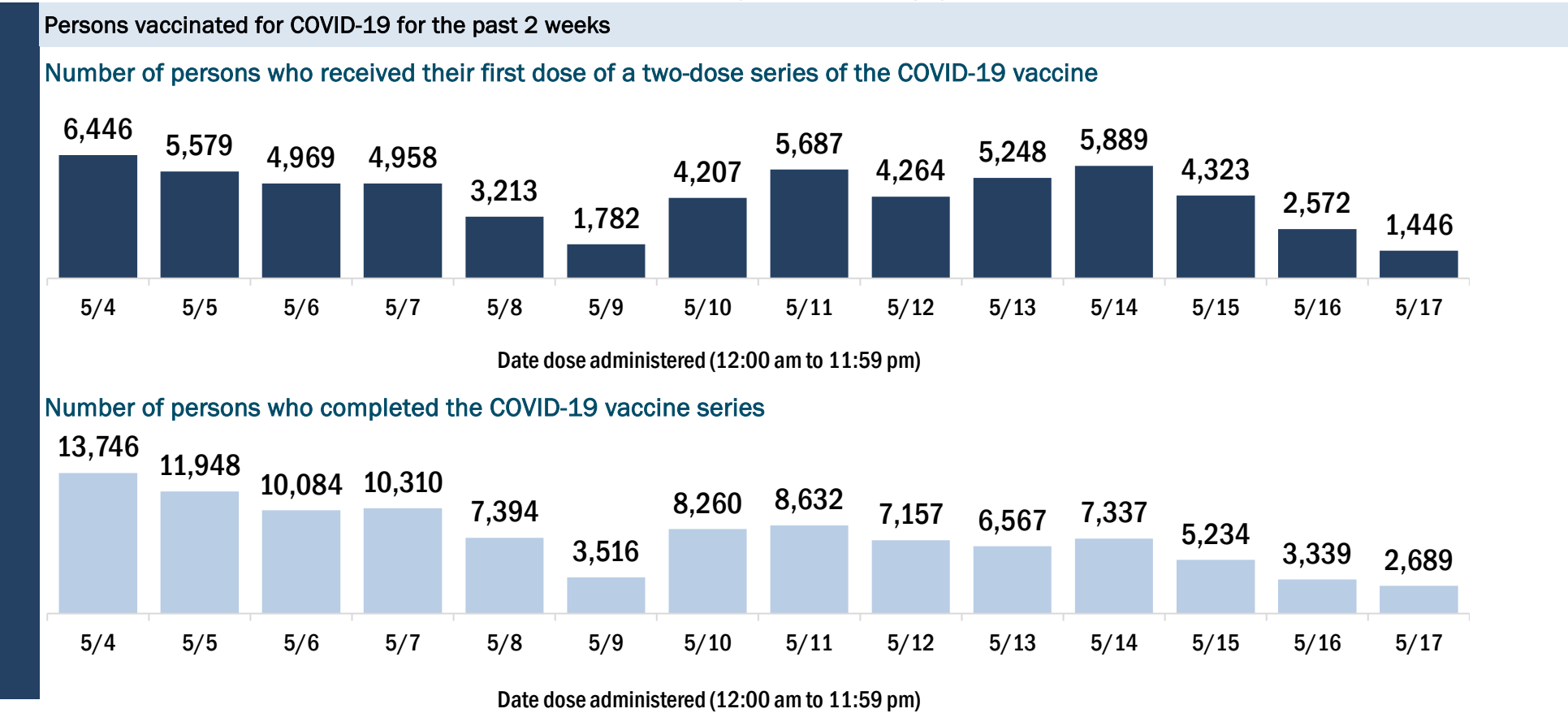
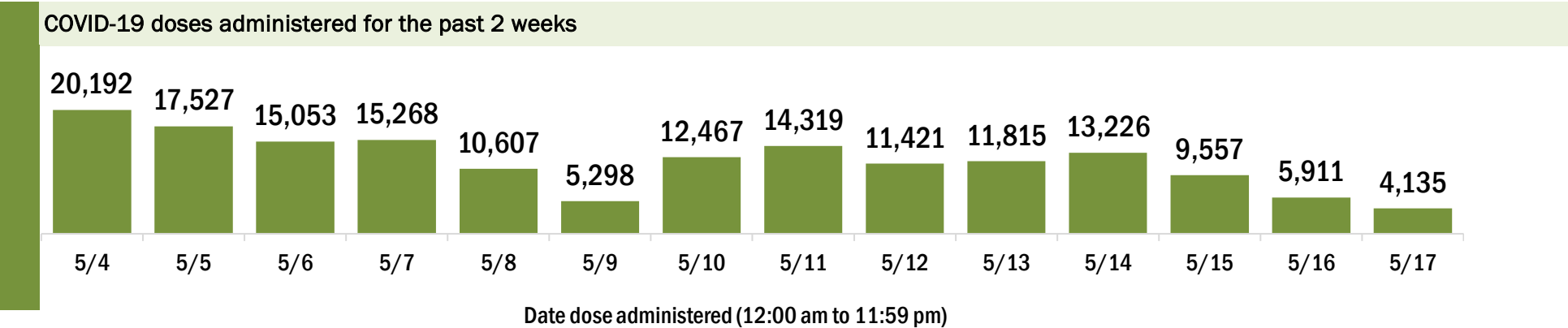
Vaccination data through May 17, 2021 as of May 18, 2021 at 12:05 AM

Data in this report are provisional and subject to change.

Data in this summary pertain to COVID-19 vaccines approved by the U.S. Food and Drug Administration and have been issued an Emergency Use Authorization (Janssen COVID-19 Vaccine, Moderna COVID-19 Vaccine and Pfizer-BioNTech COVID-19 Vaccine). These data summarize the number of people who have received either their first dose or have completed the series for a COVID-19 vaccine. **A person can only be counted in one category, first dose or series complete.** For persons receiving Moderna or Pfizer vaccines, once they receive their second dose, they are moved from the first dose column to the series completed column. **Because of this, the total first dose category may show a change from report to report not matching the total receiving their first dose from the previous day.** Persons receiving Johnson & Johnson vaccines will always be counted in the series completed column.

COVID-19 doses for vaccinated persons in Florida	
Doses administered	1,569,954
People receiving one dose of a 1-dose series (Johnson & Johnson) or receiving only one dose of a 2-dose series (Moderna, Pfizer) count once. Persons receiving both doses of a 2-dose series count twice.	

Demographic summary			
Age group	First dose	Series complete	Total people vaccinated
12-14 years	213,019	708,754	921,773
15-24 years	3,090	0	3,090
25-34 years	26,419	43,164	69,583
35-44 years	26,669	61,917	88,586
45-54 years	33,002	90,545	123,547
55-64 years	37,010	123,499	160,509
65-74 years	36,689	155,953	192,642
75-84 years	28,343	138,526	166,869
85+ years	14,825	69,737	84,562
85+ years	6,972	25,413	32,385
Race	213,019	708,754	921,773
White	116,266	433,847	550,113
Black	29,459	86,654	116,113
American Indian/Alaskan	1,131	2,847	3,978
Other	25,553	84,953	110,506
Unknown	40,610	100,453	141,063
Other race includes Asian, native Hawaiian/Pacific Islander, or other.			
Ethnicity	213,019	708,754	921,773
Hispanic	64,085	168,315	232,400
Non-Hispanic	76,938	337,881	414,819
Unknown	71,996	202,558	274,554
Gender	213,019	708,754	921,773
Female	111,785	381,868	493,653
Male	100,582	325,588	426,170
Unknown	652	1,298	1,950



COVID-19: Calhoun County vaccine summary

Vaccination data through May 17, 2021 as of May 18, 2021 at 12:05 AM

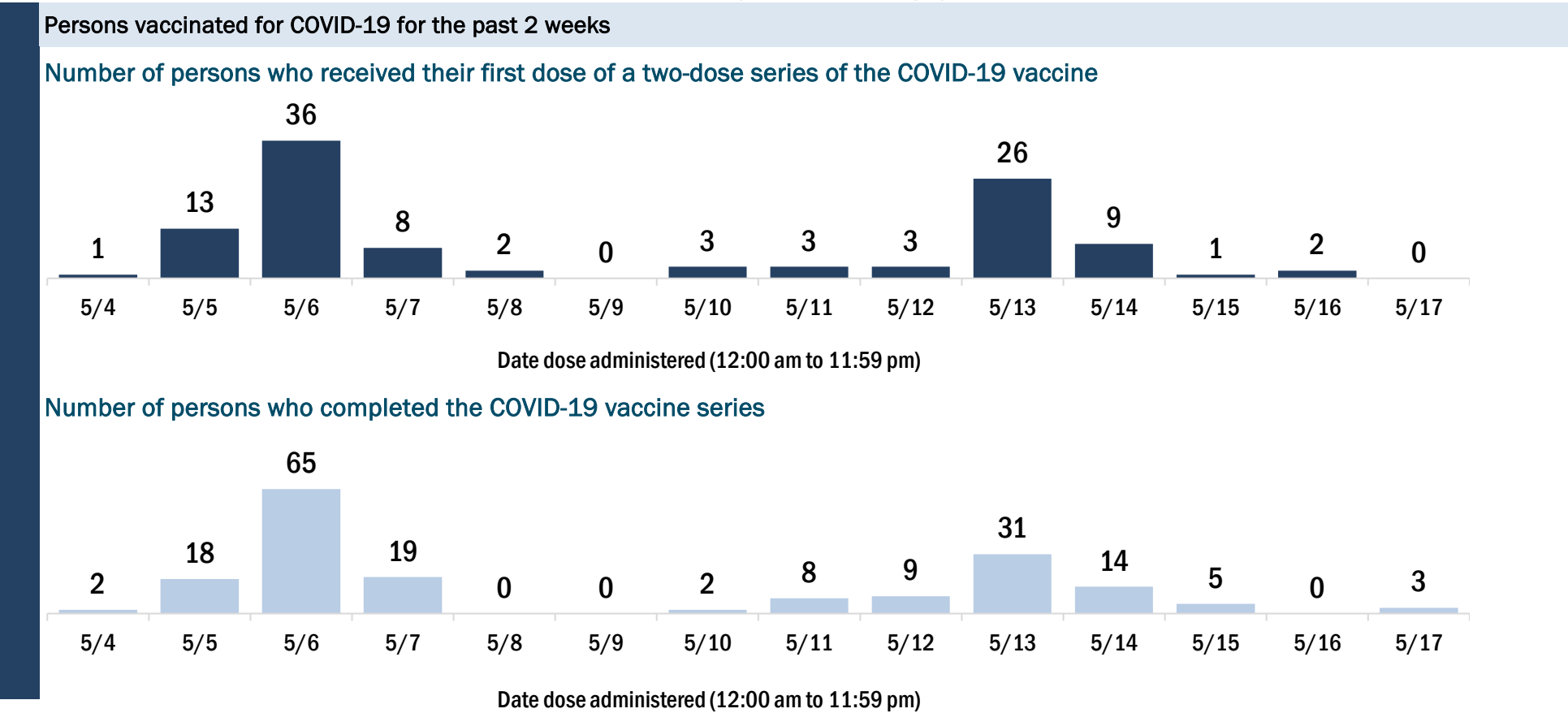
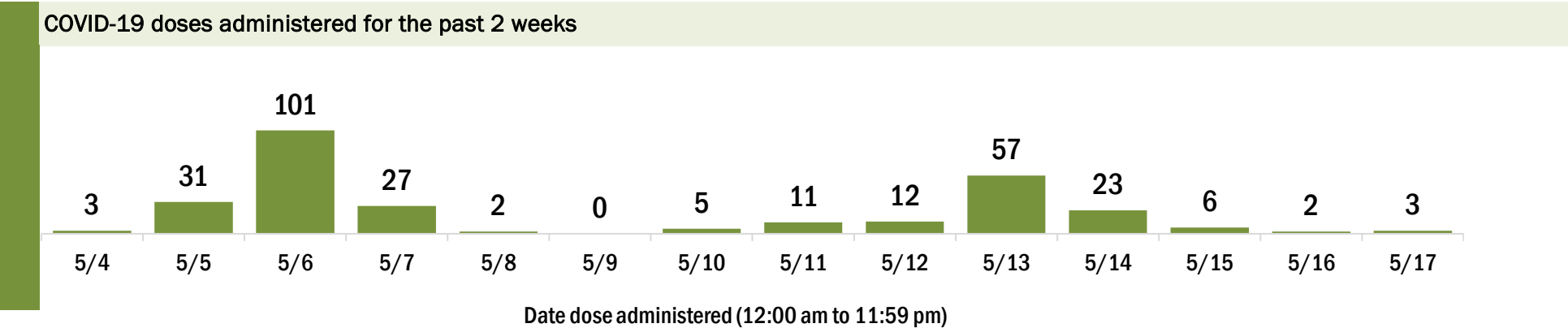
Data in this report are provisional and subject to change.

Data in this summary pertain to COVID-19 vaccines approved by the U.S. Food and Drug Administration and have been issued an Emergency Use Authorization (Janssen COVID-19 Vaccine, Moderna COVID-19 Vaccine and Pfizer-BioNTech COVID-19 Vaccine). These data summarize the number of people who have received either their first dose or have completed the series for a COVID-19 vaccine. **A person can only be counted in one category, first dose or series complete.** For persons receiving Moderna or Pfizer vaccines, once they receive their second dose, they are moved from the first dose column to the series completed column. **Because of this, the total first dose category may show a change from report to report not matching the total receiving their first dose from the previous day.** Persons receiving Johnson & Johnson vaccines will always be counted in the series completed column.

COVID-19 doses for vaccinated persons in Florida	
Doses administered	5,675
People receiving one dose of a 1-dose series (Johnson & Johnson) or receiving only one dose of a 2-dose series (Moderna, Pfizer) count once. Persons receiving both doses of a 2-dose series count twice.	

Current status of persons vaccinated for COVID-19 in Florida	
Total people vaccinated	3,350
First dose	820
Series completed	2,530
Completed 1-dose series	205
Completed 2-dose series	2,325
First dose: current number of people who have only received their first dose of the Moderna or Pfizer vaccine.	
Series complete: current number of people who have received both Moderna or Pfizer vaccine doses or one Johnson & Johnson dose and are considered fully immunized.	

Demographic summary	First dose	Series complete	Total people vaccinated
Age group	820	2,530	3,350
12-14 years	1	0	1
15-24 years	52	46	98
25-34 years	99	84	183
35-44 years	167	137	304
45-54 years	185	265	450
55-64 years	162	508	670
65-74 years	88	827	915
75-84 years	48	477	525
85+ years	18	186	204
Race	820	2,530	3,350
White	502	1,773	2,275
Black	200	191	391
American Indian/Alaskan	5	17	22
Other	60	335	395
Unknown	53	214	267
Other race includes Asian, native Hawaiian/Pacific Islander, or other.			
Ethnicity	820	2,530	3,350
Hispanic	8	53	61
Non-Hispanic	199	1,422	1,621
Unknown	613	1,055	1,668
Gender	820	2,530	3,350
Female	203	1,411	1,614
Male	617	1,118	1,735
Unknown	0	1	1



COVID-19: Charlotte County vaccine summary

Vaccination data through May 17, 2021 as of May 18, 2021 at 12:05 AM

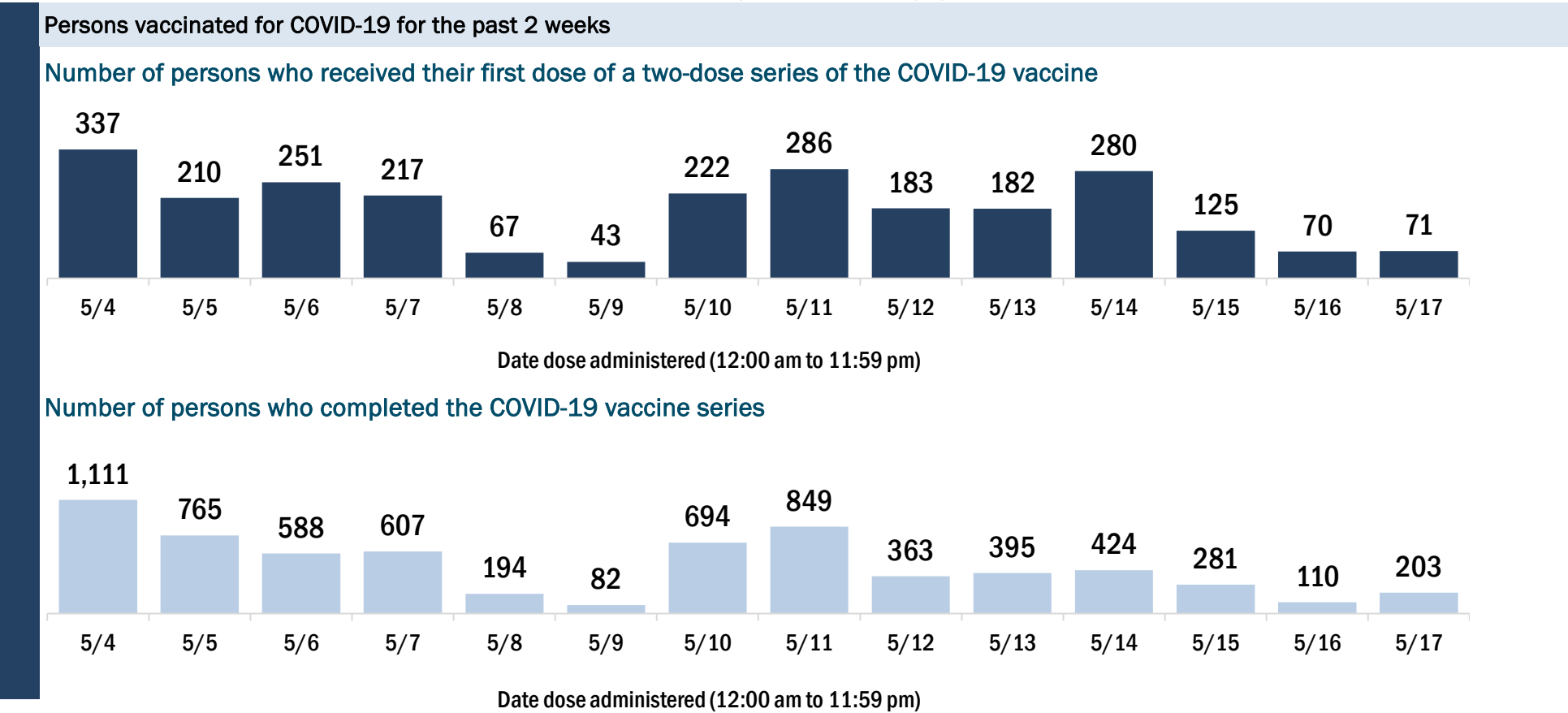
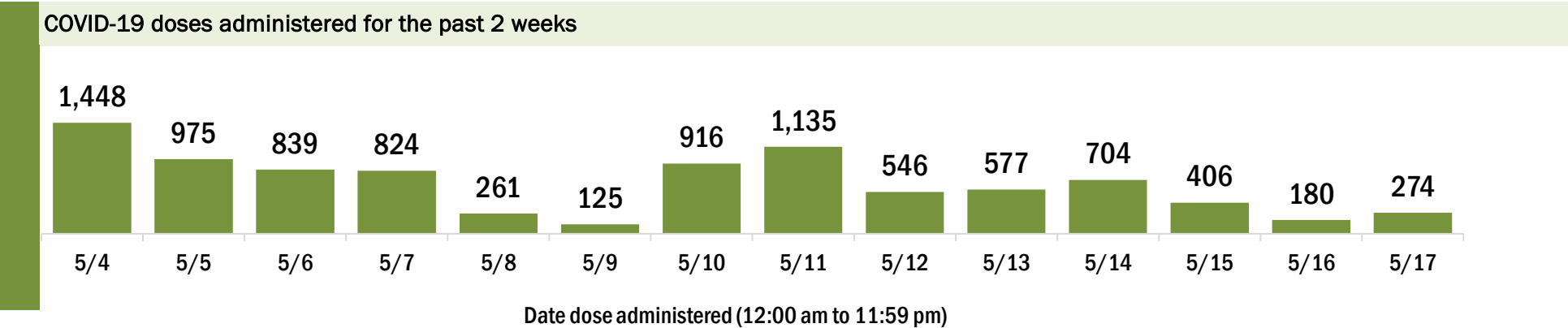
Data in this report are provisional and subject to change.

Data in this summary pertain to COVID-19 vaccines approved by the U.S. Food and Drug Administration and have been issued an Emergency Use Authorization (Janssen COVID-19 Vaccine, Moderna COVID-19 Vaccine and Pfizer-BioNTech COVID-19 Vaccine). These data summarize the number of people who have received either their first dose or have completed the series for a COVID-19 vaccine. **A person can only be counted in one category, first dose or series complete.** For persons receiving Moderna or Pfizer vaccines, once they receive their second dose, they are moved from the first dose column to the series completed column. **Because of this, the total first dose category may show a change from report to report not matching the total receiving their first dose from the previous day.** Persons receiving Johnson & Johnson vaccines will always be counted in the series completed column.

COVID-19 doses for vaccinated persons in Florida	
Doses administered	186,133
People receiving one dose of a 1-dose series (Johnson & Johnson) or receiving only one dose of a 2-dose series (Moderna, Pfizer) count once. Persons receiving both doses of a 2-dose series count twice.	

Current status of persons vaccinated for COVID-19 in Florida	
Total people vaccinated	107,903
First dose	23,408
Series completed	84,495
Completed 1-dose series	6,265
Completed 2-dose series	78,230
First dose: current number of people who have only received their first dose of the Moderna or Pfizer vaccine.	
Series complete: current number of people who have received both Moderna or Pfizer vaccine doses or one Johnson & Johnson dose and are considered fully immunized.	

Demographic summary	First dose	Series complete	Total people vaccinated
Age group	23,408	84,495	107,903
12-14 years	58	0	58
15-24 years	996	1,402	2,398
25-34 years	1,012	2,028	3,040
35-44 years	1,320	2,922	4,242
45-54 years	2,262	5,888	8,150
55-64 years	5,108	16,421	21,529
65-74 years	6,727	31,566	38,293
75-84 years	4,419	18,833	23,252
85+ years	1,506	5,435	6,941
Race	23,408	84,495	107,903
White	17,505	64,407	81,912
Black	778	1,779	2,557
American Indian/Alaskan	143	340	483
Other	1,693	5,566	7,259
Unknown	3,289	12,403	15,692
Other race includes Asian, native Hawaiian/Pacific Islander, or other.			
Ethnicity	23,408	84,495	107,903
Hispanic	1,113	2,467	3,580
Non-Hispanic	13,526	51,681	65,207
Unknown	8,769	30,347	39,116
Gender	23,408	84,495	107,903
Female	12,301	46,591	58,892
Male	11,075	37,876	48,951
Unknown	32	28	60



COVID-19: Citrus County vaccine summary

Vaccination data through May 17, 2021 as of May 18, 2021 at 12:05 AM

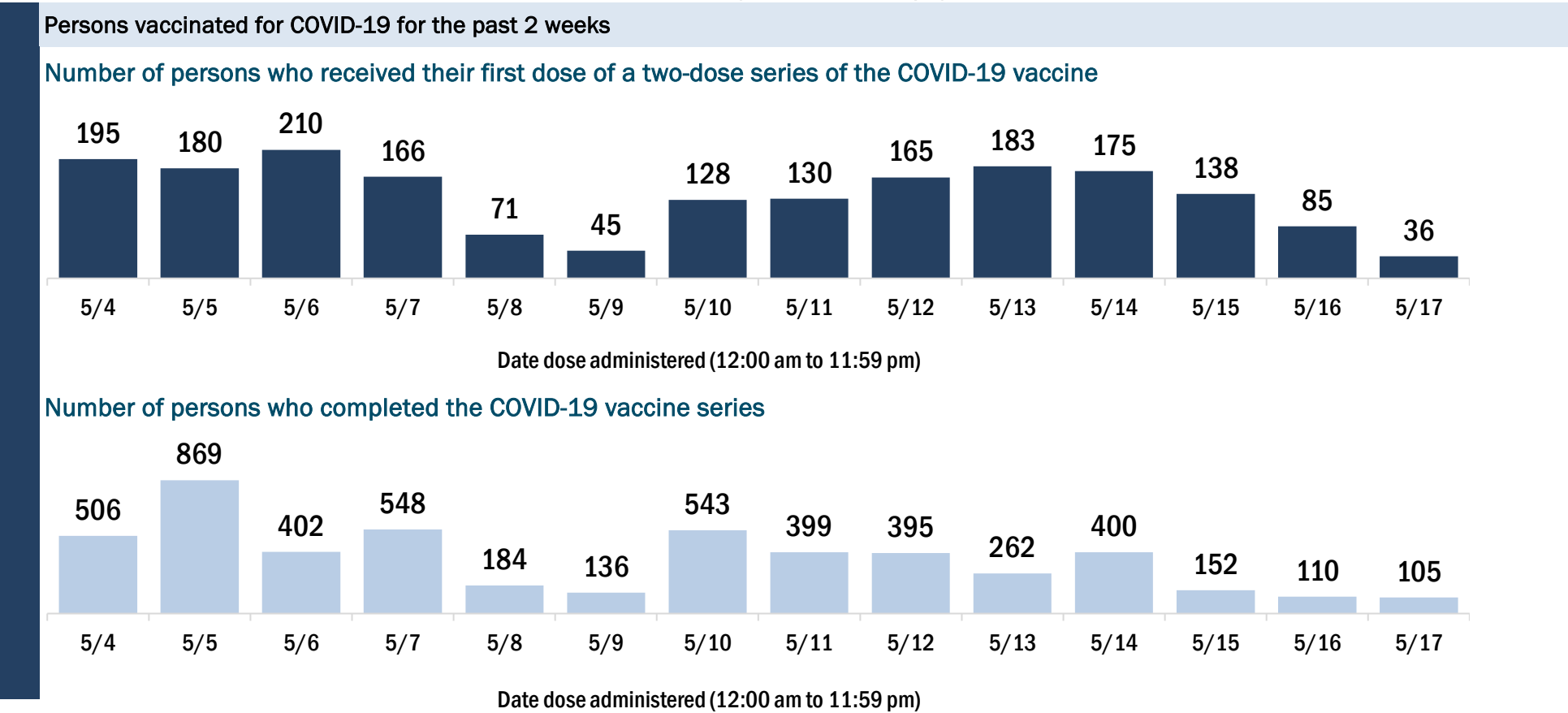
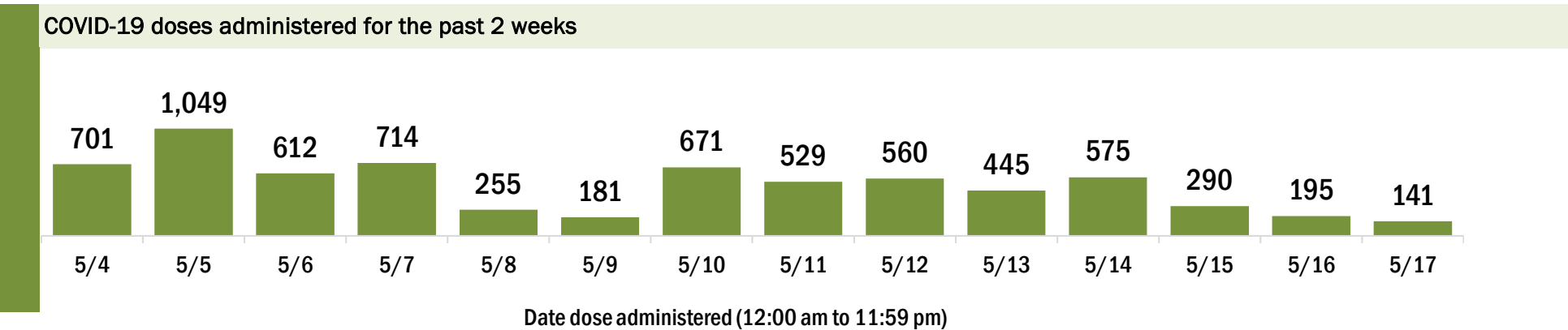
Data in this report are provisional and subject to change.

Data in this summary pertain to COVID-19 vaccines approved by the U.S. Food and Drug Administration and have been issued an Emergency Use Authorization (Janssen COVID-19 Vaccine, Moderna COVID-19 Vaccine and Pfizer-BioNTech COVID-19 Vaccine). These data summarize the number of people who have received either their first dose or have completed the series for a COVID-19 vaccine. **A person can only be counted in one category, first dose or series complete.** For persons receiving Moderna or Pfizer vaccines, once they receive their second dose, they are moved from the first dose column to the series completed column. **Because of this, the total first dose category may show a change from report to report not matching the total receiving their first dose from the previous day.** Persons receiving Johnson & Johnson vaccines will always be counted in the series completed column.

COVID-19 doses for vaccinated persons in Florida	
Doses administered	114,415
People receiving one dose of a 1-dose series (Johnson & Johnson) or receiving only one dose of a 2-dose series (Moderna, Pfizer) count once. Persons receiving both doses of a 2-dose series count twice.	

Current status of persons vaccinated for COVID-19 in Florida	
Total people vaccinated	63,231
First dose	9,781
Series completed	53,450
Completed 1-dose series	2,266
Completed 2-dose series	51,184
First dose: current number of people who have only received their first dose of the Moderna or Pfizer vaccine.	
Series complete: current number of people who have received both Moderna or Pfizer vaccine doses or one Johnson & Johnson dose and are considered fully immunized.	

Demographic summary	First dose	Series complete	Total people vaccinated
Age group	9,781	53,450	63,231
12-14 years	35	0	35
15-24 years	624	965	1,589
25-34 years	601	1,382	1,983
35-44 years	675	1,956	2,631
45-54 years	1,178	3,731	4,909
55-64 years	2,024	9,692	11,716
65-74 years	2,518	19,205	21,723
75-84 years	1,604	12,781	14,385
85+ years	522	3,738	4,260
Race	9,781	53,450	63,231
White	7,239	40,490	47,729
Black	220	803	1,023
American Indian/Alaskan	51	290	341
Other	731	3,498	4,229
Unknown	1,540	8,369	9,909
Other race includes Asian, native Hawaiian/Pacific Islander, or other.			
Ethnicity	9,781	53,450	63,231
Hispanic	439	1,780	2,219
Non-Hispanic	5,947	32,118	38,065
Unknown	3,395	19,552	22,947
Gender	9,781	53,450	63,231
Female	5,348	30,222	35,570
Male	4,411	23,213	27,624
Unknown	22	15	37



COVID-19: Clay County vaccine summary

Vaccination data through May 17, 2021 as of May 18, 2021 at 12:05 AM

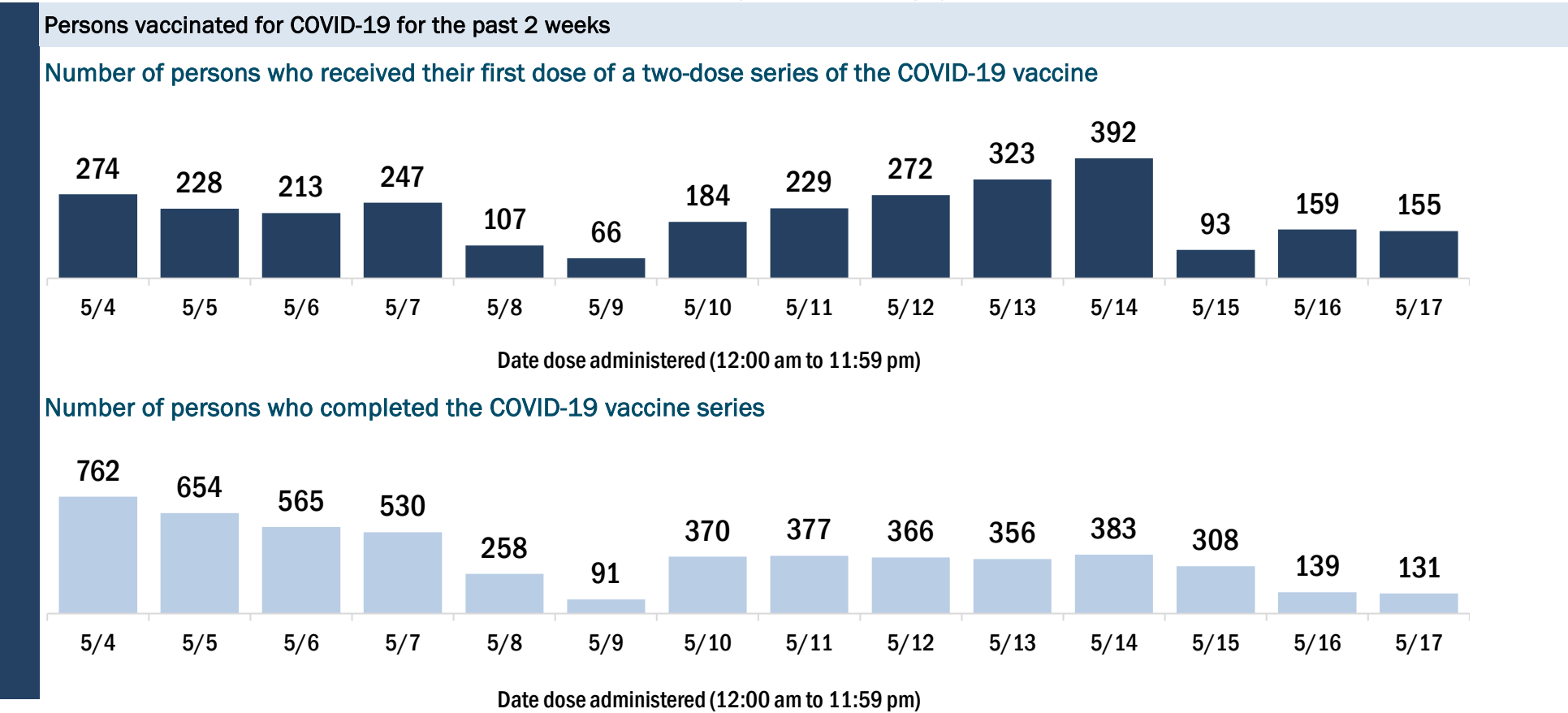
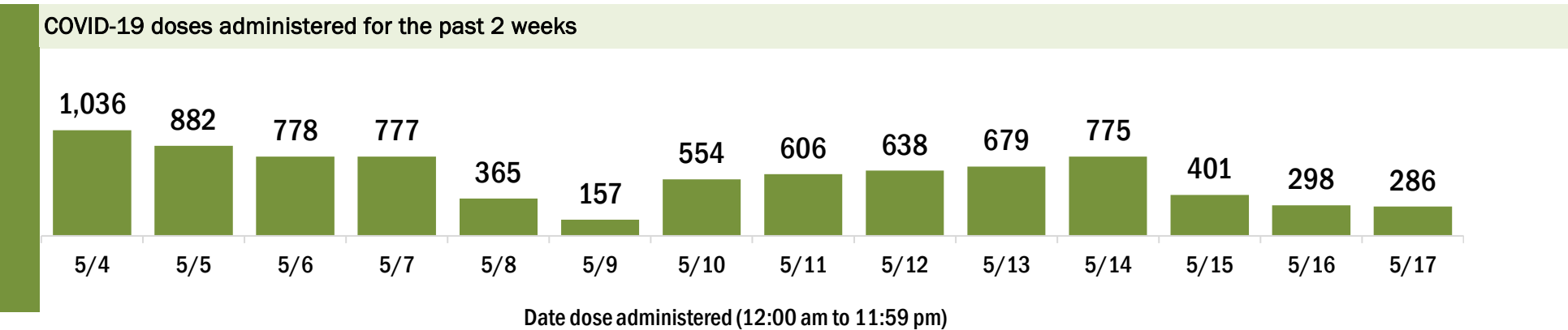
Data in this report are provisional and subject to change.

Data in this summary pertain to COVID-19 vaccines approved by the U.S. Food and Drug Administration and have been issued an Emergency Use Authorization (Janssen COVID-19 Vaccine, Moderna COVID-19 Vaccine and Pfizer-BioNTech COVID-19 Vaccine). These data summarize the number of people who have received either their first dose or have completed the series for a COVID-19 vaccine. **A person can only be counted in one category, first dose or series complete.** For persons receiving Moderna or Pfizer vaccines, once they receive their second dose, they are moved from the first dose column to the series completed column. **Because of this, the total first dose category may show a change from report to report not matching the total receiving their first dose from the previous day.** Persons receiving Johnson & Johnson vaccines will always be counted in the series completed column.

COVID-19 doses for vaccinated persons in Florida	
Doses administered	120,206
People receiving one dose of a 1-dose series (Johnson & Johnson) or receiving only one dose of a 2-dose series (Moderna, Pfizer) count once. Persons receiving both doses of a 2-dose series count twice.	

Current status of persons vaccinated for COVID-19 in Florida	
Total people vaccinated	67,599
First dose	11,188
Series completed	56,411
Completed 1-dose series	3,804
Completed 2-dose series	52,607
First dose: current number of people who have only received their first dose of the Moderna or Pfizer vaccine.	
Series complete: current number of people who have received both Moderna or Pfizer vaccine doses or one Johnson & Johnson dose and are considered fully immunized.	

Demographic summary	First dose	Series complete	Total people vaccinated
Age group	11,188	56,411	67,599
12-14 years	115	0	115
15-24 years	1,611	3,012	4,623
25-34 years	1,360	3,479	4,839
35-44 years	1,746	5,618	7,364
45-54 years	1,887	8,235	10,122
55-64 years	2,175	12,292	14,467
65-74 years	1,209	14,449	15,658
75-84 years	756	7,178	7,934
85+ years	329	2,148	2,477
Race	11,188	56,411	67,599
White	6,452	39,464	45,916
Black	1,038	4,091	5,129
American Indian/Alaskan	49	251	300
Other	1,488	5,612	7,100
Unknown	2,161	6,993	9,154
Other race includes Asian, native Hawaiian/Pacific Islander, or other.			
Ethnicity	11,188	56,411	67,599
Hispanic	891	3,213	4,104
Non-Hispanic	6,367	39,977	46,344
Unknown	3,930	13,221	17,151
Gender	11,188	56,411	67,599
Female	6,028	32,164	38,192
Male	4,990	24,241	29,231
Unknown	170	6	176



COVID-19: Collier County vaccine summary

Vaccination data through May 17, 2021 as of May 18, 2021 at 12:05 AM

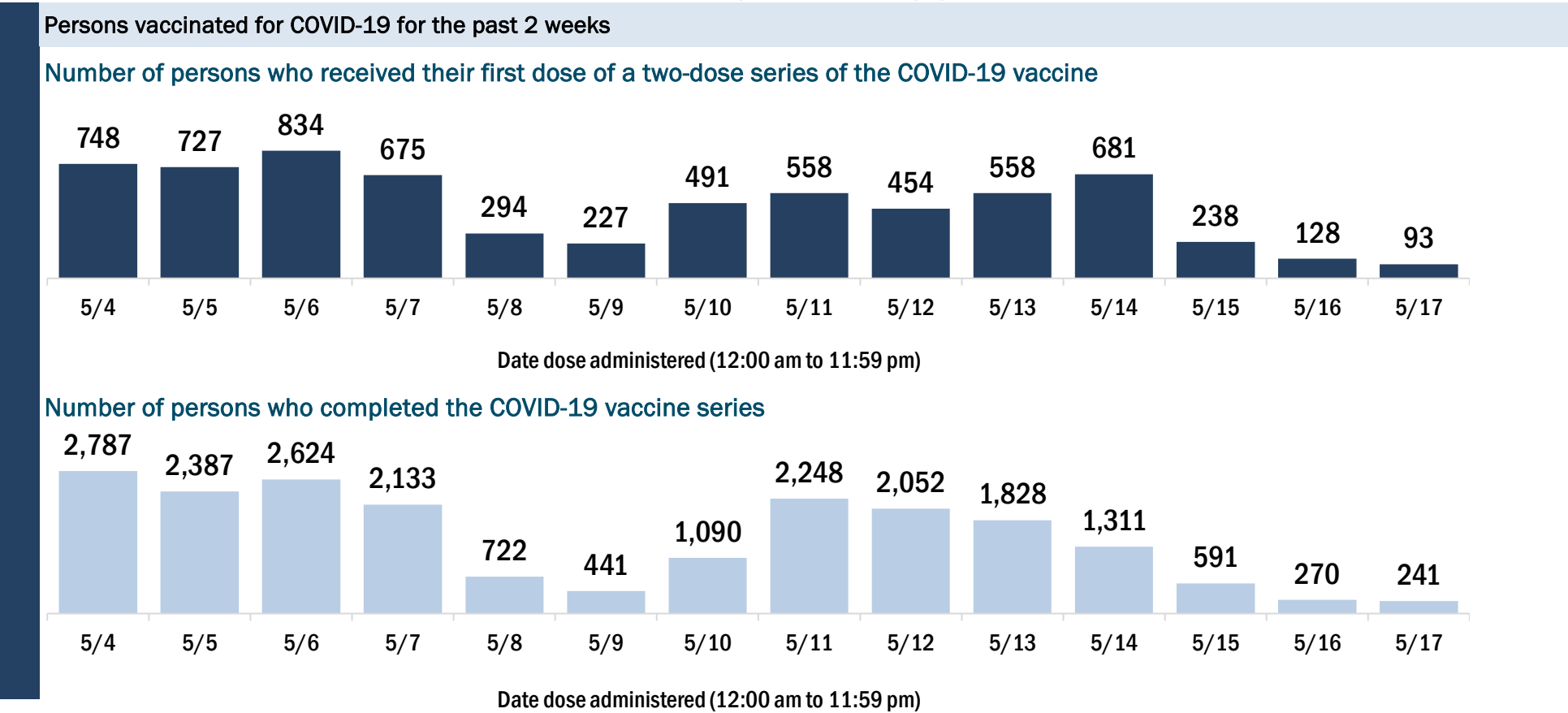
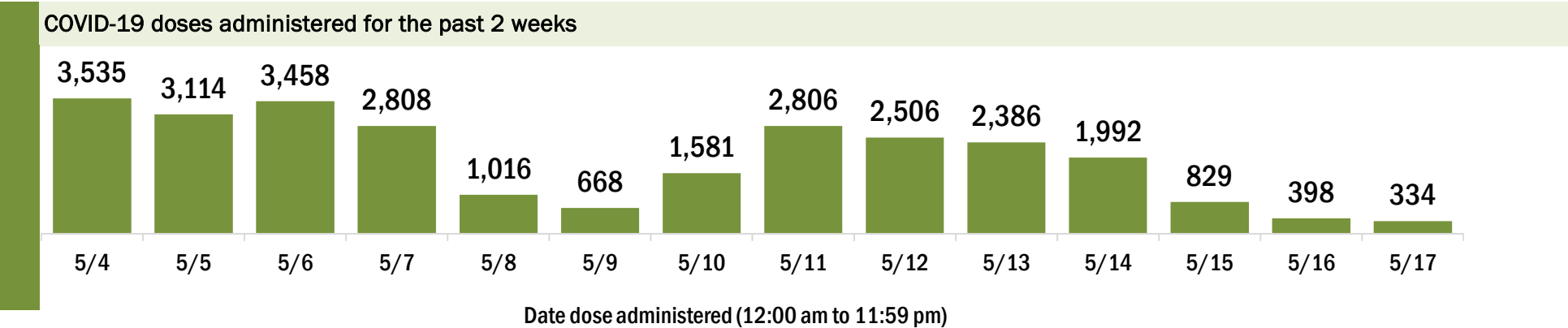
Data in this report are provisional and subject to change.

Data in this summary pertain to COVID-19 vaccines approved by the U.S. Food and Drug Administration and have been issued an Emergency Use Authorization (Janssen COVID-19 Vaccine, Moderna COVID-19 Vaccine and Pfizer-BioNTech COVID-19 Vaccine). These data summarize the number of people who have received either their first dose or have completed the series for a COVID-19 vaccine. **A person can only be counted in one category, first dose or series complete.** For persons receiving Moderna or Pfizer vaccines, once they receive their second dose, they are moved from the first dose column to the series completed column. **Because of this, the total first dose category may show a change from report to report not matching the total receiving their first dose from the previous day.** Persons receiving Johnson & Johnson vaccines will always be counted in the series completed column.

COVID-19 doses for vaccinated persons in Florida	
Doses administered	351,663
People receiving one dose of a 1-dose series (Johnson & Johnson) or receiving only one dose of a 2-dose series (Moderna, Pfizer) count once. Persons receiving both doses of a 2-dose series count twice.	

Current status of persons vaccinated for COVID-19 in Florida	
Total people vaccinated	201,030
First dose	35,939
Series completed	165,091
Completed 1-dose series	14,458
Completed 2-dose series	150,633
First dose: current number of people who have only received their first dose of the Moderna or Pfizer vaccine.	
Series complete: current number of people who have received both Moderna or Pfizer vaccine doses or one Johnson & Johnson dose and are considered fully immunized.	

Demographic summary	First dose	Series complete	Total people vaccinated
Age group	35,939	165,091	201,030
12-14 years	168	0	168
15-24 years	3,115	4,711	7,826
25-34 years	3,115	6,902	10,017
35-44 years	3,971	9,721	13,692
45-54 years	5,034	15,403	20,437
55-64 years	6,864	30,130	36,994
65-74 years	7,060	52,189	59,249
75-84 years	4,778	35,665	40,443
85+ years	1,834	10,370	12,204
Race	35,939	165,091	201,030
White	23,399	109,142	132,541
Black	902	2,454	3,356
American Indian/Alaskan	131	505	636
Other	4,052	13,732	17,784
Unknown	7,455	39,258	46,713
Other race includes Asian, native Hawaiian/Pacific Islander, or other.			
Ethnicity	35,939	165,091	201,030
Hispanic	7,037	15,264	22,301
Non-Hispanic	14,716	75,197	89,913
Unknown	14,186	74,630	88,816
Gender	35,939	165,091	201,030
Female	18,931	89,596	108,527
Male	16,775	75,204	91,979
Unknown	233	291	524



COVID-19: Columbia County vaccine summary

Vaccination data through May 17, 2021 as of May 18, 2021 at 12:05 AM

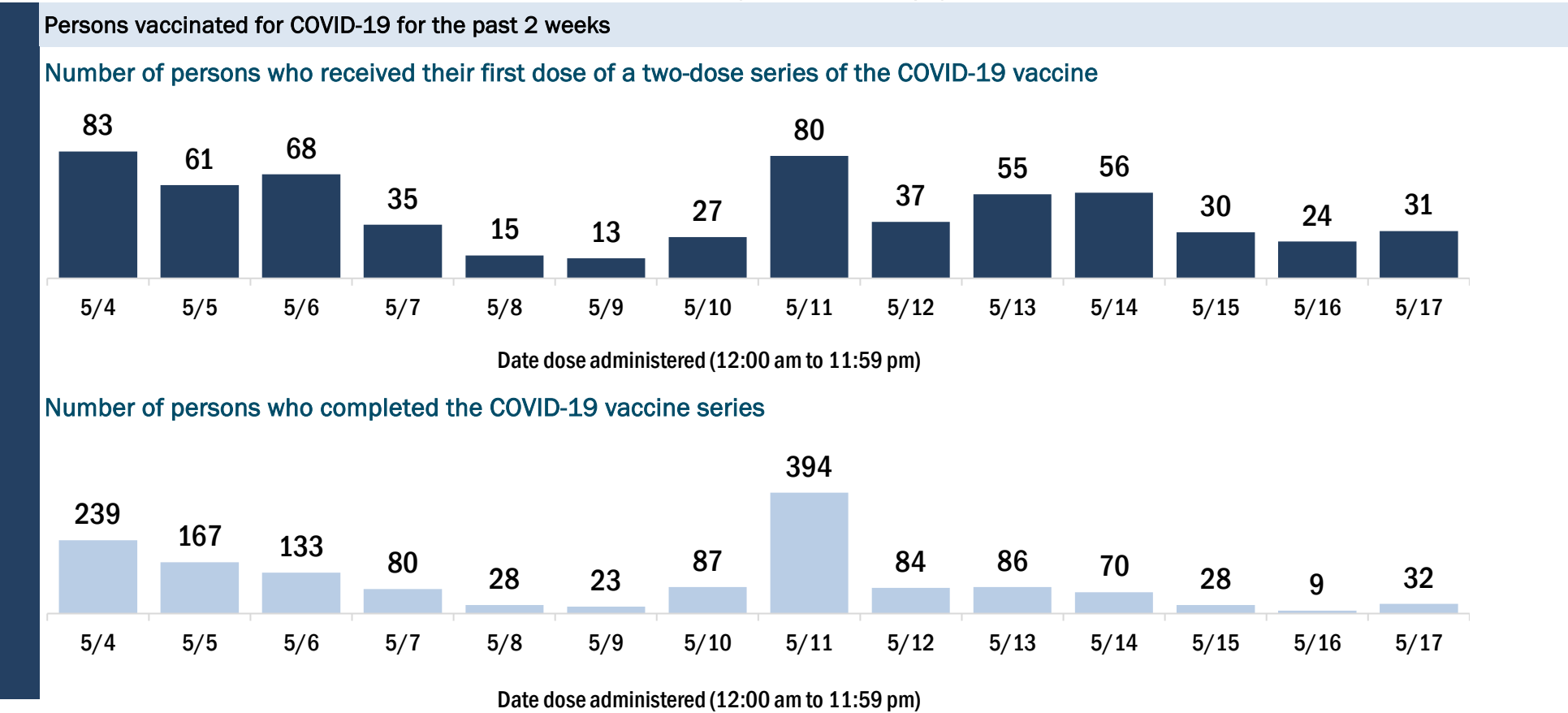
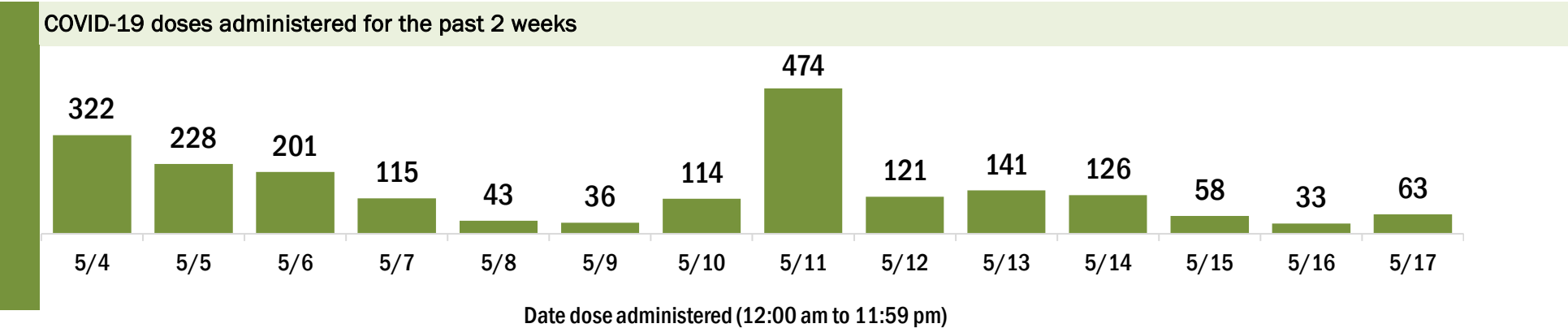
Data in this report are provisional and subject to change.

Data in this summary pertain to COVID-19 vaccines approved by the U.S. Food and Drug Administration and have been issued an Emergency Use Authorization (Janssen COVID-19 Vaccine, Moderna COVID-19 Vaccine and Pfizer-BioNTech COVID-19 Vaccine). These data summarize the number of people who have received either their first dose or have completed the series for a COVID-19 vaccine. **A person can only be counted in one category, first dose or series complete.** For persons receiving Moderna or Pfizer vaccines, once they receive their second dose, they are moved from the first dose column to the series completed column. **Because of this, the total first dose category may show a change from report to report not matching the total receiving their first dose from the previous day.** Persons receiving Johnson & Johnson vaccines will always be counted in the series completed column.

COVID-19 doses for vaccinated persons in Florida	
Doses administered	29,541
People receiving one dose of a 1-dose series (Johnson & Johnson) or receiving only one dose of a 2-dose series (Moderna, Pfizer) count once. Persons receiving both doses of a 2-dose series count twice.	

Current status of persons vaccinated for COVID-19 in Florida	
Total people vaccinated	17,012
First dose	2,703
Series completed	14,309
Completed 1-dose series	1,780
Completed 2-dose series	12,529
First dose: current number of people who have only received their first dose of the Moderna or Pfizer vaccine.	
Series complete: current number of people who have received both Moderna or Pfizer vaccine doses or one Johnson & Johnson dose and are considered fully immunized.	

Demographic summary	First dose	Series complete	Total people vaccinated
Age group	2,703	14,309	17,012
12-14 years	12	0	12
15-24 years	317	516	833
25-34 years	306	674	980
35-44 years	380	1,020	1,400
45-54 years	479	1,639	2,118
55-64 years	633	2,975	3,608
65-74 years	348	4,318	4,666
75-84 years	170	2,457	2,627
85+ years	58	710	768
Race	2,703	14,309	17,012
White	1,606	10,227	11,833
Black	431	1,638	2,069
American Indian/Alaskan	11	75	86
Other	310	983	1,293
Unknown	345	1,386	1,731
Other race includes Asian, native Hawaiian/Pacific Islander, or other.			
Ethnicity	2,703	14,309	17,012
Hispanic	213	534	747
Non-Hispanic	1,470	10,332	11,802
Unknown	1,020	3,443	4,463
Gender	2,703	14,309	17,012
Female	1,159	8,059	9,218
Male	1,539	6,250	7,789
Unknown	5	0	5



COVID-19: Dade County vaccine summary

Vaccination data through May 17, 2021 as of May 18, 2021 at 12:05 AM

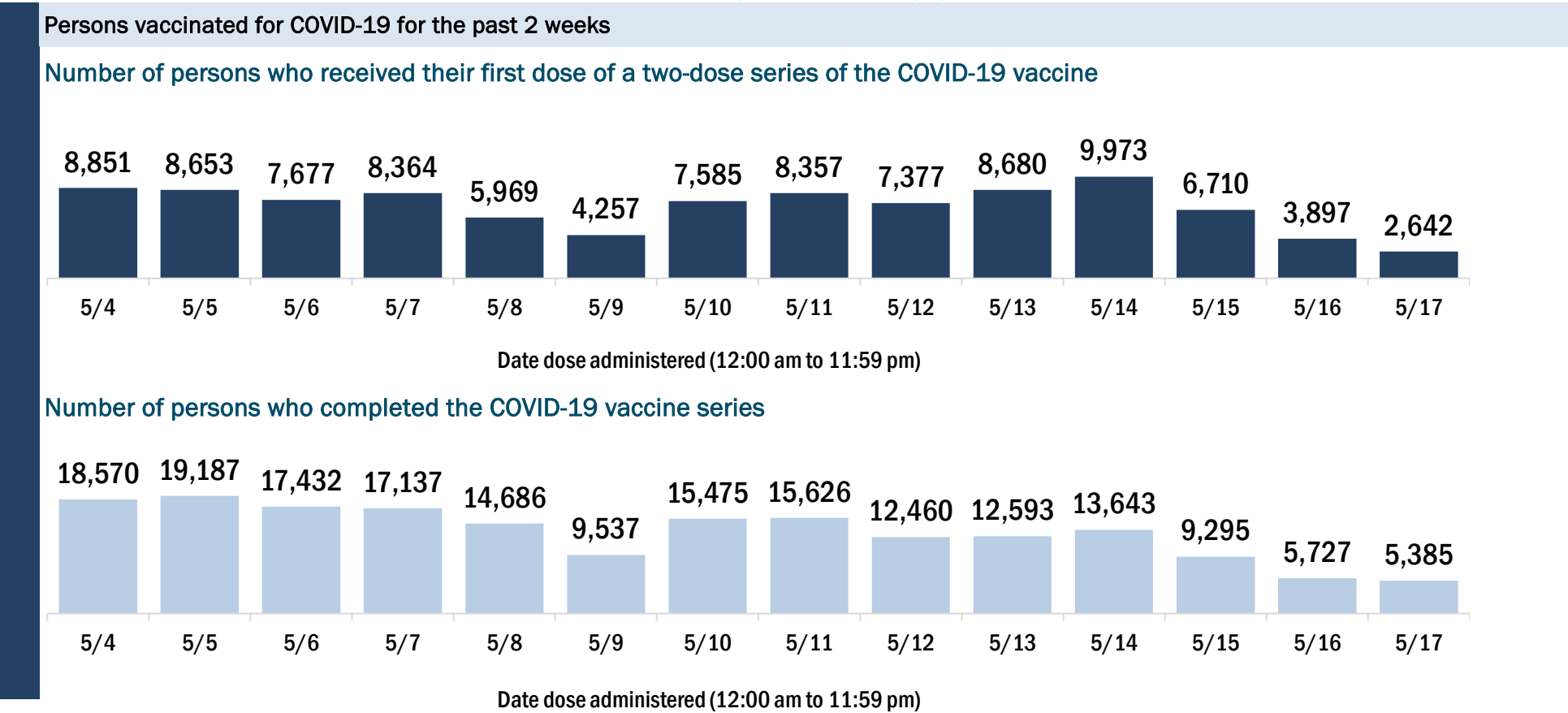
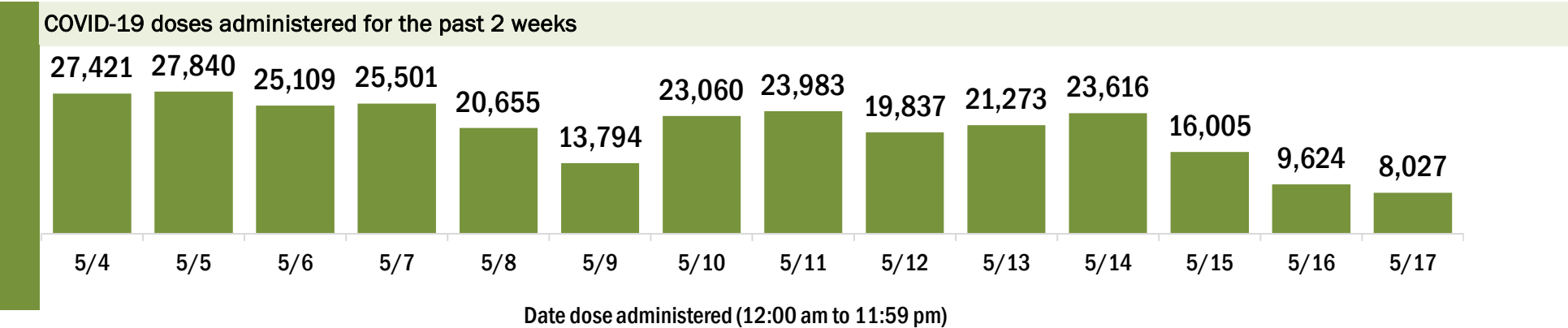
Data in this report are provisional and subject to change.

Data in this summary pertain to COVID-19 vaccines approved by the U.S. Food and Drug Administration and have been issued an Emergency Use Authorization (Janssen COVID-19 Vaccine, Moderna COVID-19 Vaccine and Pfizer-BioNTech COVID-19 Vaccine). These data summarize the number of people who have received either their first dose or have completed the series for a COVID-19 vaccine. **A person can only be counted in one category, first dose or series complete.** For persons receiving Moderna or Pfizer vaccines, once they receive their second dose, they are moved from the first dose column to the series completed column. **Because of this, the total first dose category may show a change from report to report not matching the total receiving their first dose from the previous day.** Persons receiving Johnson & Johnson vaccines will always be counted in the series completed column.

COVID-19 doses for vaccinated persons in Florida	
Doses administered	2,335,862
People receiving one dose of a 1-dose series (Johnson & Johnson) or receiving only one dose of a 2-dose series (Moderna, Pfizer) count once. Persons receiving both doses of a 2-dose series count twice.	

Current status of persons vaccinated for COVID-19 in Florida	
Total people vaccinated	1,406,864
First dose	342,924
Series completed	1,063,940
Completed 1-dose series	134,942
Completed 2-dose series	928,998
First dose: current number of people who have only received their first dose of the Moderna or Pfizer vaccine.	
Series complete: current number of people who have received both Moderna or Pfizer vaccine doses or one Johnson & Johnson dose and are considered fully immunized.	

Demographic summary	First dose	Series complete	Total people vaccinated
Age group	342,924	1,063,940	1,406,864
12-14 years	4,636	0	4,636
15-24 years	39,170	68,250	107,420
25-34 years	49,486	109,360	158,846
35-44 years	57,540	146,886	204,426
45-54 years	62,124	194,469	256,593
55-64 years	55,997	216,434	272,431
65-74 years	42,079	181,223	223,302
75-84 years	22,210	106,707	128,917
85+ years	9,682	40,611	50,293
Race	342,924	1,063,940	1,406,864
White	227,114	750,292	977,406
Black	21,919	66,816	88,735
American Indian/Alaskan	1,637	2,449	4,086
Other	43,175	116,114	159,289
Unknown	49,079	128,269	177,348
Other race includes Asian, native Hawaiian/Pacific Islander, or other.			
Ethnicity	342,924	1,063,940	1,406,864
Hispanic	185,455	530,982	716,437
Non-Hispanic	52,412	214,789	267,201
Unknown	105,057	318,169	423,226
Gender	342,924	1,063,940	1,406,864
Female	177,067	573,543	750,610
Male	163,607	488,533	652,140
Unknown	2,250	1,864	4,114



COVID-19: Desoto County vaccine summary

Vaccination data through May 17, 2021 as of May 18, 2021 at 12:05 AM

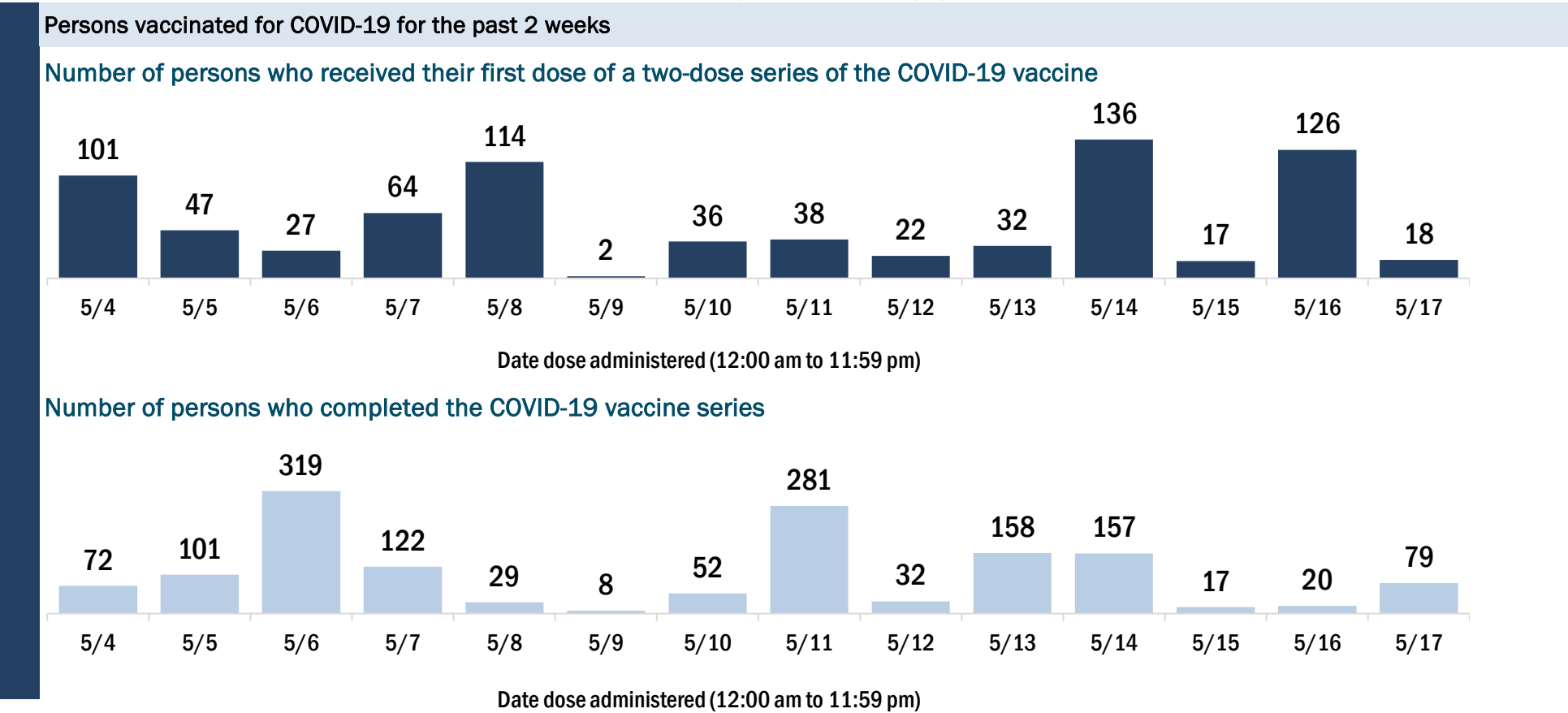
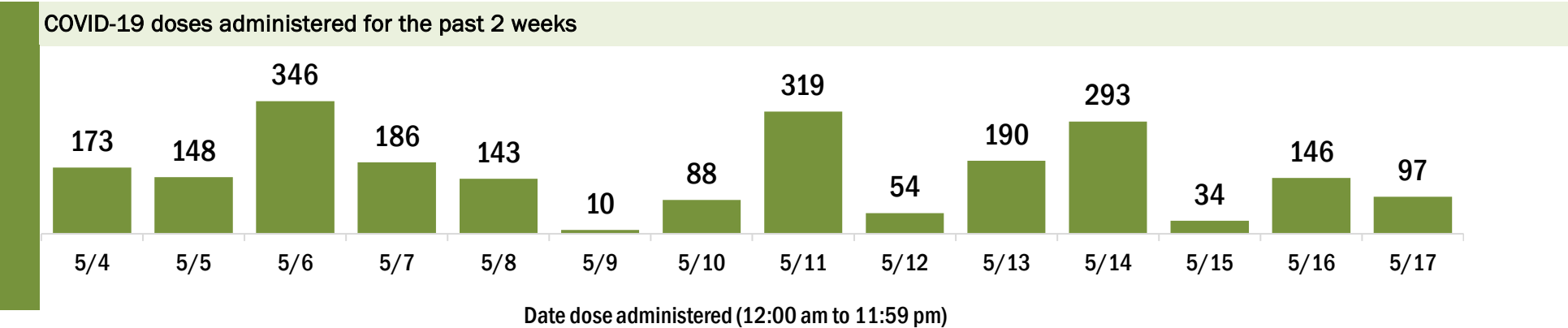
Data in this report are provisional and subject to change.

Data in this summary pertain to COVID-19 vaccines approved by the U.S. Food and Drug Administration and have been issued an Emergency Use Authorization (Janssen COVID-19 Vaccine, Moderna COVID-19 Vaccine and Pfizer-BioNTech COVID-19 Vaccine). These data summarize the number of people who have received either their first dose or have completed the series for a COVID-19 vaccine. **A person can only be counted in one category, first dose or series complete.** For persons receiving Moderna or Pfizer vaccines, once they receive their second dose, they are moved from the first dose column to the series completed column. **Because of this, the total first dose category may show a change from report to report not matching the total receiving their first dose from the previous day.** Persons receiving Johnson & Johnson vaccines will always be counted in the series completed column.

COVID-19 doses for vaccinated persons in Florida	
Doses administered	21,046
People receiving one dose of a 1-dose series (Johnson & Johnson) or receiving only one dose of a 2-dose series (Moderna, Pfizer) count once. Persons receiving both doses of a 2-dose series count twice.	

Current status of persons vaccinated for COVID-19 in Florida	
Total people vaccinated	12,890
First dose	4,054
Series completed	8,836
Completed 1-dose series	680
Completed 2-dose series	8,156
First dose: current number of people who have only received their first dose of the Moderna or Pfizer vaccine.	
Series complete: current number of people who have received both Moderna or Pfizer vaccine doses or one Johnson & Johnson dose and are considered fully immunized.	

Demographic summary	First dose	Series complete	Total people vaccinated
Age group	4,054	8,836	12,890
12-14 years	9	0	9
15-24 years	378	296	674
25-34 years	556	476	1,032
35-44 years	665	582	1,247
45-54 years	746	843	1,589
55-64 years	772	1,578	2,350
65-74 years	544	2,800	3,344
75-84 years	304	1,833	2,137
85+ years	80	428	508
Race	4,054	8,836	12,890
White	1,812	6,176	7,988
Black	404	474	878
American Indian/Alaskan	12	37	49
Other	1,101	1,097	2,198
Unknown	725	1,052	1,777
Other race includes Asian, native Hawaiian/Pacific Islander, or other.			
Ethnicity	4,054	8,836	12,890
Hispanic	1,356	1,235	2,591
Non-Hispanic	1,525	4,310	5,835
Unknown	1,173	3,291	4,464
Gender	4,054	8,836	12,890
Female	1,230	4,643	5,873
Male	2,824	4,192	7,016
Unknown	0	1	1



COVID-19: Dixie County vaccine summary

Vaccination data through May 17, 2021 as of May 18, 2021 at 12:05 AM

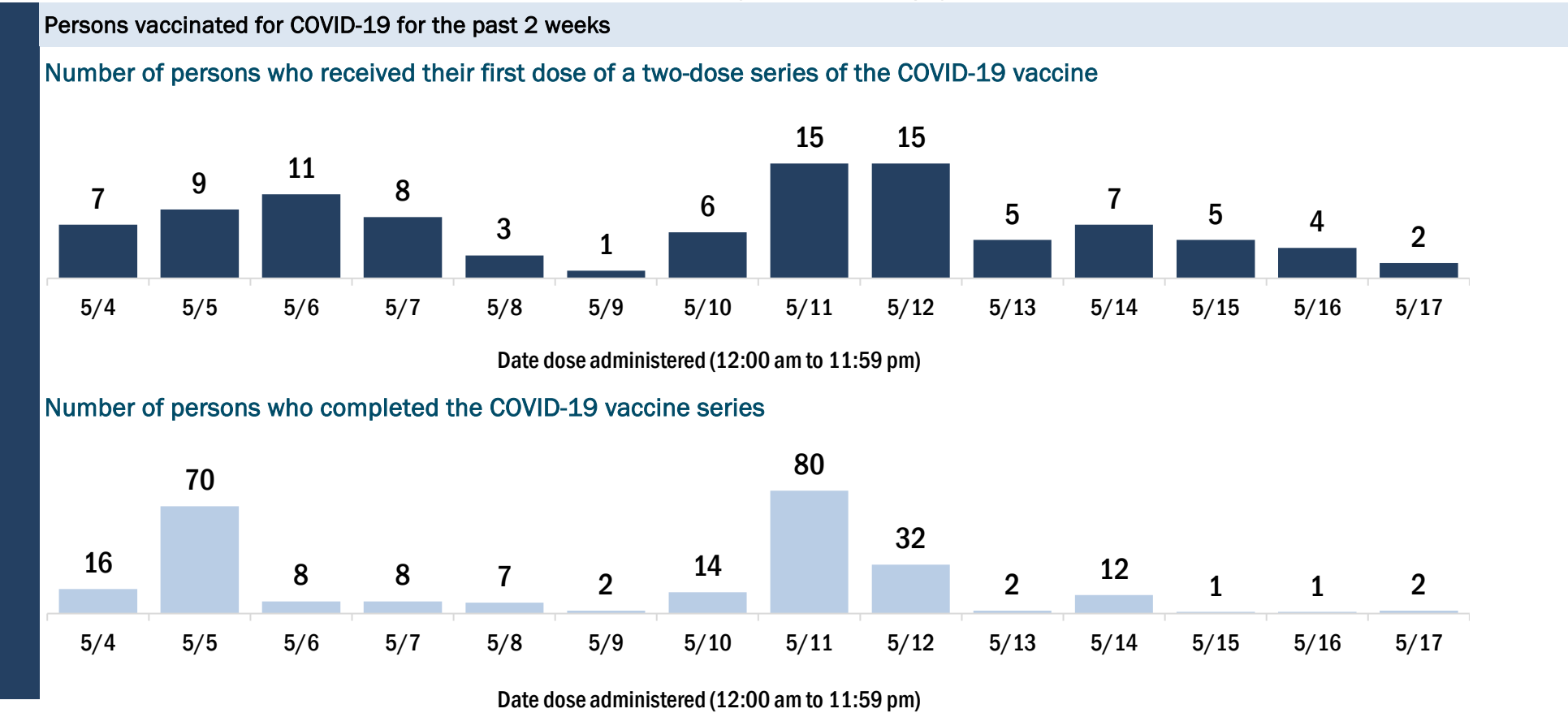
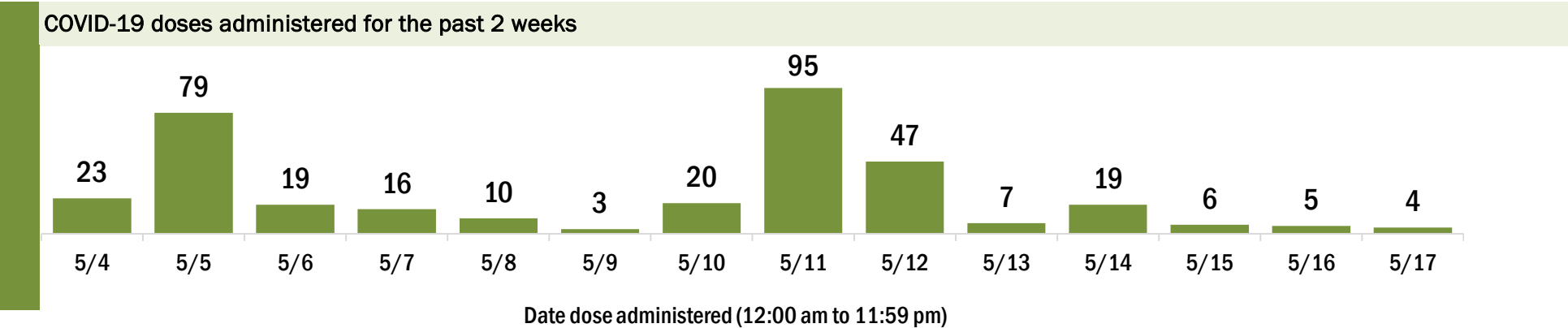
Data in this report are provisional and subject to change.

Data in this summary pertain to COVID-19 vaccines approved by the U.S. Food and Drug Administration and have been issued an Emergency Use Authorization (Janssen COVID-19 Vaccine, Moderna COVID-19 Vaccine and Pfizer-BioNTech COVID-19 Vaccine). These data summarize the number of people who have received either their first dose or have completed the series for a COVID-19 vaccine. **A person can only be counted in one category, first dose or series complete.** For persons receiving Moderna or Pfizer vaccines, once they receive their second dose, they are moved from the first dose column to the series completed column. **Because of this, the total first dose category may show a change from report to report not matching the total receiving their first dose from the previous day.** Persons receiving Johnson & Johnson vaccines will always be counted in the series completed column.

COVID-19 doses for vaccinated persons in Florida	
Doses administered	6,628
People receiving one dose of a 1-dose series (Johnson & Johnson) or receiving only one dose of a 2-dose series (Moderna, Pfizer) count once. Persons receiving both doses of a 2-dose series count twice.	

Current status of persons vaccinated for COVID-19 in Florida	
Total people vaccinated	3,992
First dose	932
Series completed	3,060
Completed 1-dose series	424
Completed 2-dose series	2,636
First dose: current number of people who have only received their first dose of the Moderna or Pfizer vaccine.	
Series complete: current number of people who have received both Moderna or Pfizer vaccine doses or one Johnson & Johnson dose and are considered fully immunized.	

Demographic summary	First dose	Series complete	Total people vaccinated
Age group	932	3,060	3,992
12-14 years	2	0	2
15-24 years	39	45	84
25-34 years	79	56	135
35-44 years	172	138	310
45-54 years	220	247	467
55-64 years	239	706	945
65-74 years	111	1,108	1,219
75-84 years	51	608	659
85+ years	19	152	171
Race	932	3,060	3,992
White	641	2,655	3,296
Black	213	153	366
American Indian/Alaskan	4	18	22
Other	38	86	124
Unknown	36	148	184
Other race includes Asian, native Hawaiian/Pacific Islander, or other.			
Ethnicity	932	3,060	3,992
Hispanic	39	60	99
Non-Hispanic	752	2,349	3,101
Unknown	141	651	792
Gender	932	3,060	3,992
Female	204	1,573	1,777
Male	728	1,487	2,215
Unknown	0	0	0



COVID-19: Duval County vaccine summary

Vaccination data through May 17, 2021 as of May 18, 2021 at 12:05 AM

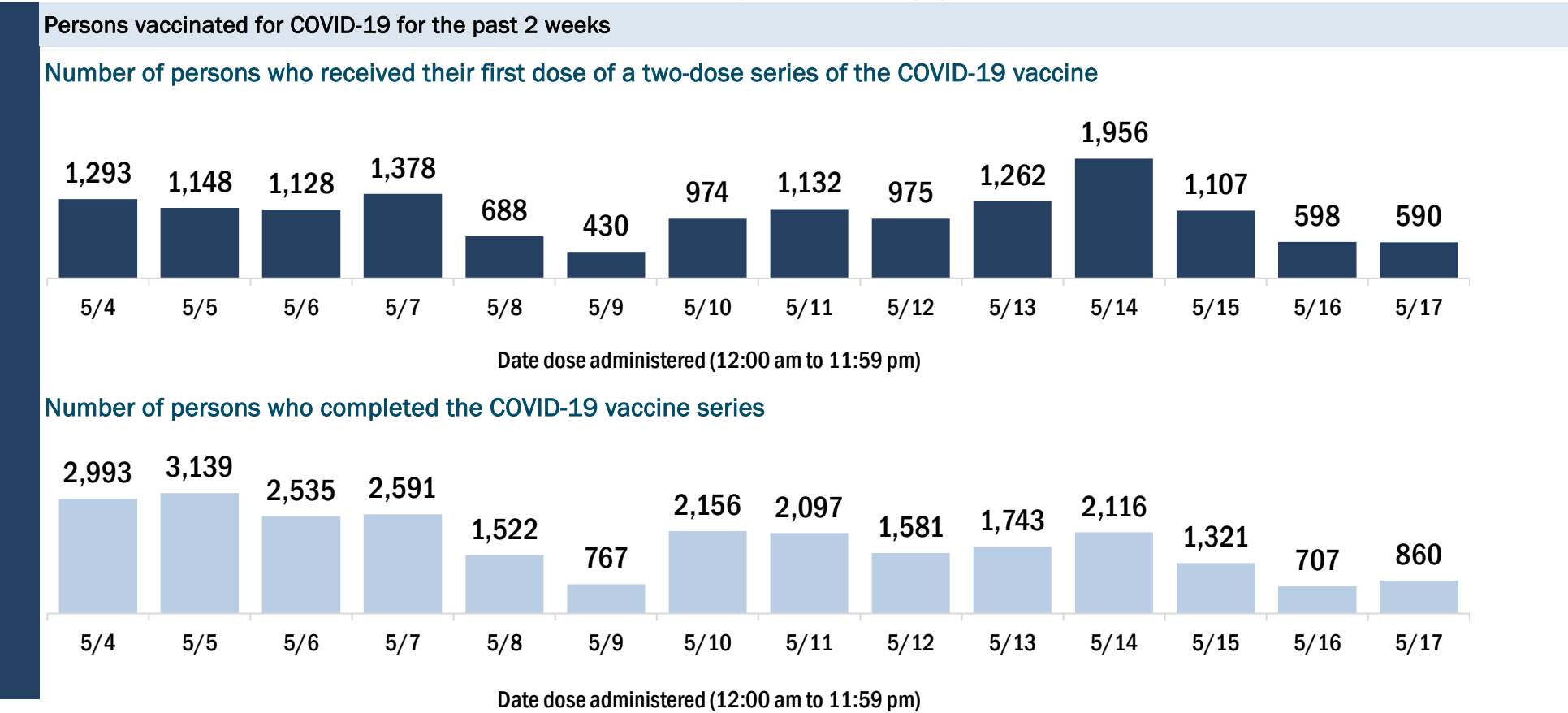
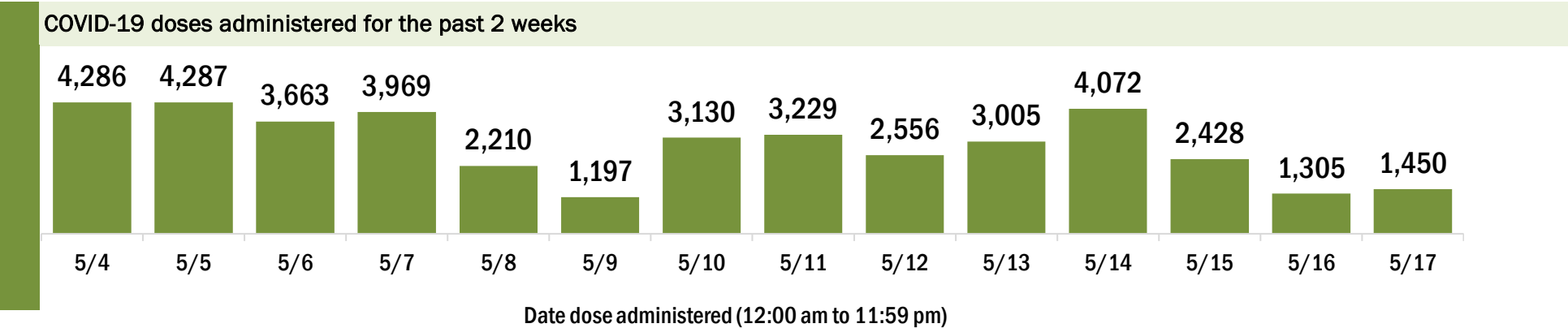
Data in this report are provisional and subject to change.

Data in this summary pertain to COVID-19 vaccines approved by the U.S. Food and Drug Administration and have been issued an Emergency Use Authorization (Janssen COVID-19 Vaccine, Moderna COVID-19 Vaccine and Pfizer-BioNTech COVID-19 Vaccine). These data summarize the number of people who have received either their first dose or have completed the series for a COVID-19 vaccine. **A person can only be counted in one category, first dose or series complete.** For persons receiving Moderna or Pfizer vaccines, once they receive their second dose, they are moved from the first dose column to the series completed column. **Because of this, the total first dose category may show a change from report to report not matching the total receiving their first dose from the previous day.** Persons receiving Johnson & Johnson vaccines will always be counted in the series completed column.

COVID-19 doses for vaccinated persons in Florida	
Doses administered	609,823
People receiving one dose of a 1-dose series (Johnson & Johnson) or receiving only one dose of a 2-dose series (Moderna, Pfizer) count once. Persons receiving both doses of a 2-dose series count twice.	

Current status of persons vaccinated for COVID-19 in Florida	
Total people vaccinated	350,000
First dose	62,805
Series completed	287,195
Completed 1-dose series	27,372
Completed 2-dose series	259,823
First dose: current number of people who have only received their first dose of the Moderna or Pfizer vaccine.	
Series complete: current number of people who have received both Moderna or Pfizer vaccine doses or one Johnson & Johnson dose and are considered fully immunized.	

Demographic summary	First dose	Series complete	Total people vaccinated
Age group	62,805	287,195	350,000
12-14 years	923	0	923
15-24 years	7,452	15,730	23,182
25-34 years	9,208	29,807	39,015
35-44 years	9,191	35,269	44,460
45-54 years	9,211	44,426	53,637
55-64 years	10,223	62,969	73,192
65-74 years	10,288	61,623	71,911
75-84 years	4,321	27,772	32,093
85+ years	1,988	9,599	11,587
Race	62,805	287,195	350,000
White	30,510	164,847	195,357
Black	9,927	47,703	57,630
American Indian/Alaskan	200	705	905
Other	9,515	37,615	47,130
Unknown	12,653	36,325	48,978
Other race includes Asian, native Hawaiian/Pacific Islander, or other.			
Ethnicity	62,805	287,195	350,000
Hispanic	5,010	17,345	22,355
Non-Hispanic	37,458	205,226	242,684
Unknown	20,337	64,624	84,961
Gender	62,805	287,195	350,000
Female	32,422	161,887	194,309
Male	27,913	125,120	153,033
Unknown	2,470	188	2,658



COVID-19: Escambia County vaccine summary

Vaccination data through May 17, 2021 as of May 18, 2021 at 12:05 AM

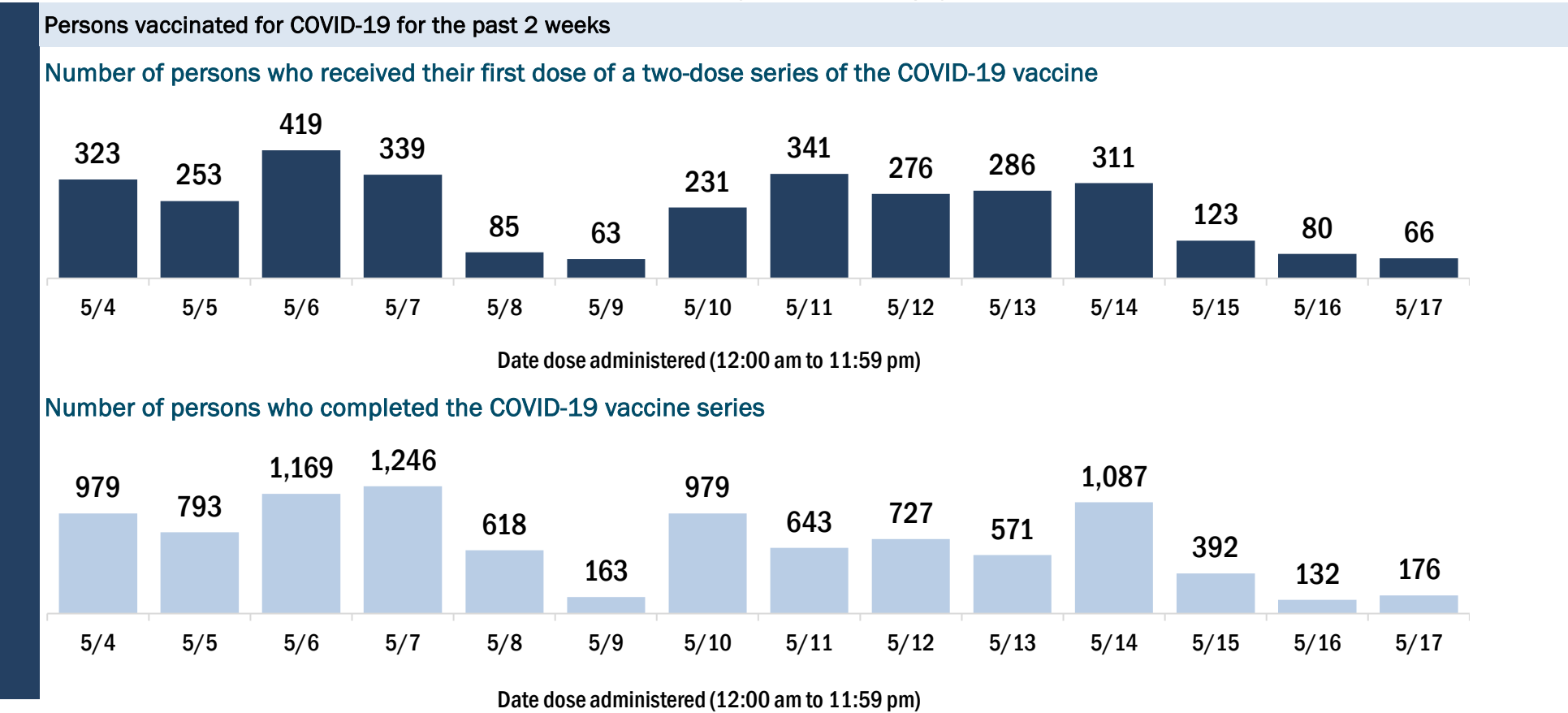
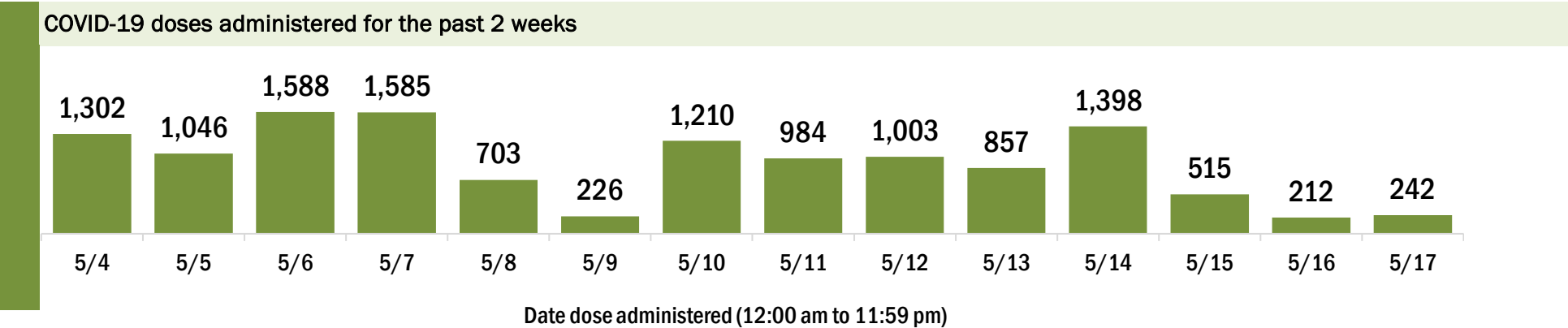
Data in this report are provisional and subject to change.

Data in this summary pertain to COVID-19 vaccines approved by the U.S. Food and Drug Administration and have been issued an Emergency Use Authorization (Janssen COVID-19 Vaccine, Moderna COVID-19 Vaccine and Pfizer-BioNTech COVID-19 Vaccine). These data summarize the number of people who have received either their first dose or have completed the series for a COVID-19 vaccine. **A person can only be counted in one category, first dose or series complete.** For persons receiving Moderna or Pfizer vaccines, once they receive their second dose, they are moved from the first dose column to the series completed column. **Because of this, the total first dose category may show a change from report to report not matching the total receiving their first dose from the previous day.** Persons receiving Johnson & Johnson vaccines will always be counted in the series completed column.

COVID-19 doses for vaccinated persons in Florida	
Doses administered	178,935
People receiving one dose of a 1-dose series (Johnson & Johnson) or receiving only one dose of a 2-dose series (Moderna, Pfizer) count once. Persons receiving both doses of a 2-dose series count twice.	

Current status of persons vaccinated for COVID-19 in Florida	
Total people vaccinated	102,966
First dose	18,828
Series completed	84,138
Completed 1-dose series	8,169
Completed 2-dose series	75,969
First dose: current number of people who have only received their first dose of the Moderna or Pfizer vaccine.	
Series complete: current number of people who have received both Moderna or Pfizer vaccine doses or one Johnson & Johnson dose and are considered fully immunized.	

Demographic summary	First dose	Series complete	Total people vaccinated
Age group	18,828	84,138	102,966
12-14 years	43	0	43
15-24 years	2,050	4,104	6,154
25-34 years	2,648	6,707	9,355
35-44 years	2,285	7,712	9,997
45-54 years	2,606	10,660	13,266
55-64 years	3,346	18,641	21,987
65-74 years	3,308	21,133	24,441
75-84 years	1,790	11,187	12,977
85+ years	752	3,994	4,746
Race	18,828	84,138	102,966
White	9,696	51,009	60,705
Black	2,837	12,282	15,119
American Indian/Alaskan	117	613	730
Other	1,929	8,017	9,946
Unknown	4,249	12,217	16,466
Other race includes Asian, native Hawaiian/Pacific Islander, or other.			
Ethnicity	18,828	84,138	102,966
Hispanic	803	2,516	3,319
Non-Hispanic	10,582	59,202	69,784
Unknown	7,443	22,420	29,863
Gender	18,828	84,138	102,966
Female	10,401	48,335	58,736
Male	8,366	35,703	44,069
Unknown	61	100	161



COVID-19: Flagler County vaccine summary

Vaccination data through May 17, 2021 as of May 18, 2021 at 12:05 AM

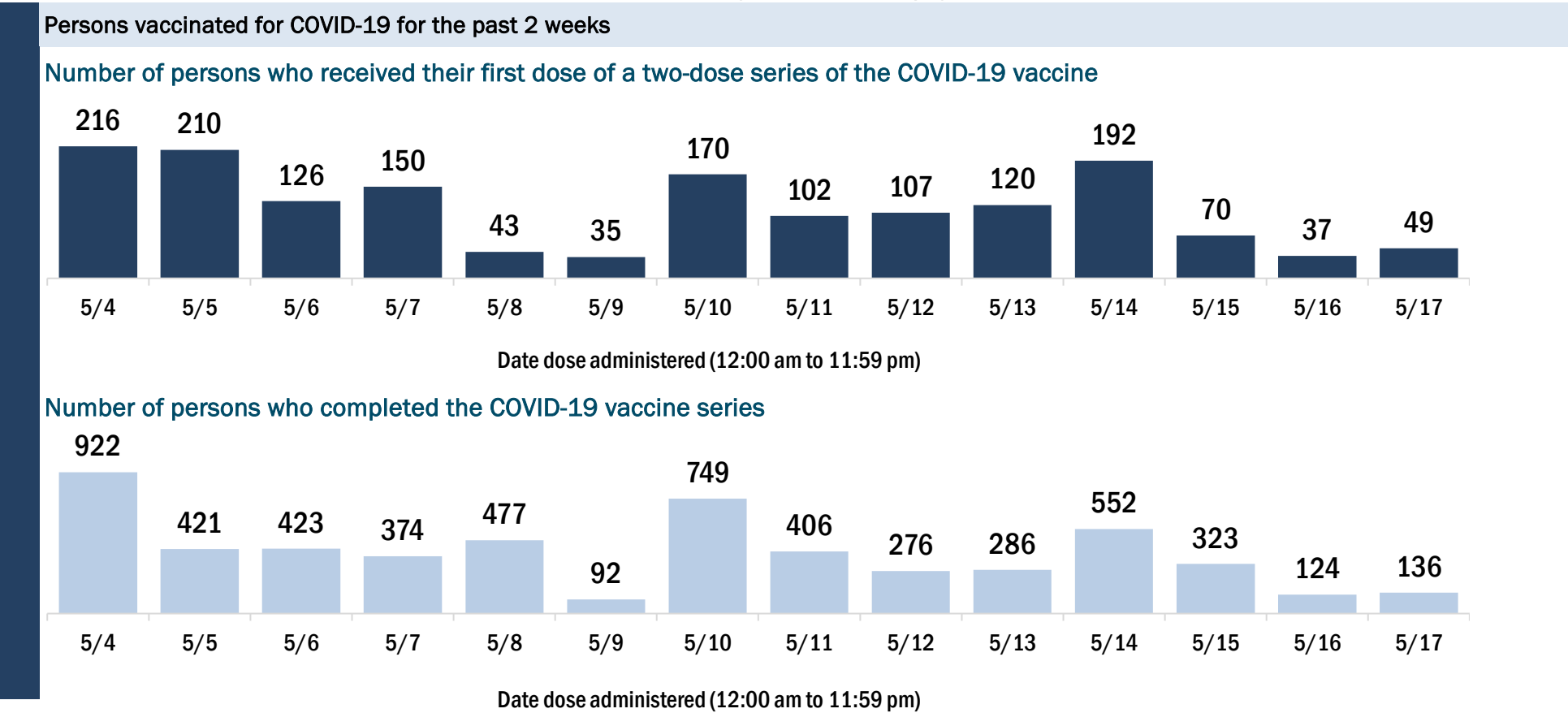
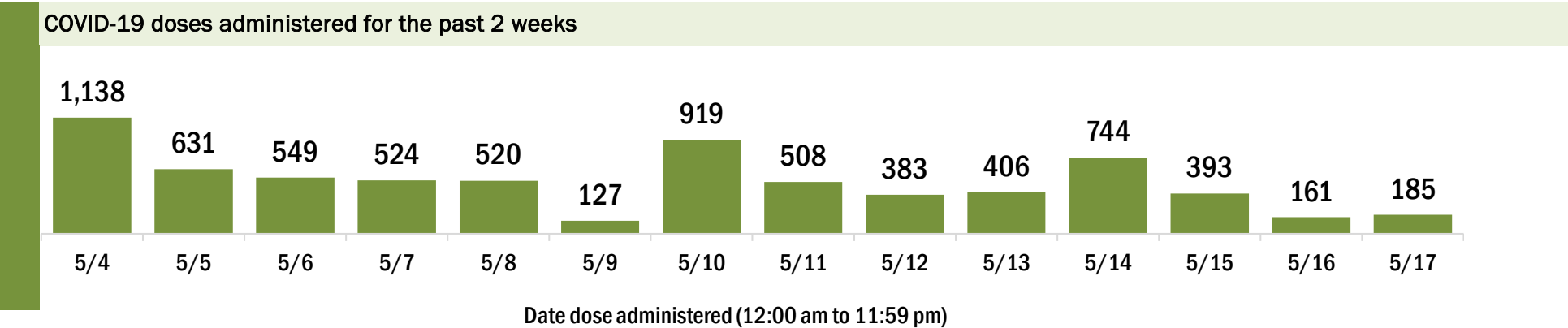
Data in this report are provisional and subject to change.

Data in this summary pertain to COVID-19 vaccines approved by the U.S. Food and Drug Administration and have been issued an Emergency Use Authorization (Janssen COVID-19 Vaccine, Moderna COVID-19 Vaccine and Pfizer-BioNTech COVID-19 Vaccine). These data summarize the number of people who have received either their first dose or have completed the series for a COVID-19 vaccine. **A person can only be counted in one category, first dose or series complete.** For persons receiving Moderna or Pfizer vaccines, once they receive their second dose, they are moved from the first dose column to the series completed column. **Because of this, the total first dose category may show a change from report to report not matching the total receiving their first dose from the previous day.** Persons receiving Johnson & Johnson vaccines will always be counted in the series completed column.

COVID-19 doses for vaccinated persons in Florida	
Doses administered	96,948
People receiving one dose of a 1-dose series (Johnson & Johnson) or receiving only one dose of a 2-dose series (Moderna, Pfizer) count once. Persons receiving both doses of a 2-dose series count twice.	

Current status of persons vaccinated for COVID-19 in Florida	
Total people vaccinated	54,379
First dose	8,982
Series completed	45,397
Completed 1-dose series	2,828
Completed 2-dose series	42,569
First dose: current number of people who have only received their first dose of the Moderna or Pfizer vaccine.	
Series complete: current number of people who have received both Moderna or Pfizer vaccine doses or one Johnson & Johnson dose and are considered fully immunized.	

Demographic summary	First dose	Series complete	Total people vaccinated
Age group	8,982	45,397	54,379
12-14 years	42	0	42
15-24 years	737	1,412	2,149
25-34 years	715	1,665	2,380
35-44 years	924	2,735	3,659
45-54 years	1,318	4,560	5,878
55-64 years	1,989	8,927	10,916
65-74 years	1,724	15,034	16,758
75-84 years	1,098	8,670	9,768
85+ years	435	2,394	2,829
Race	8,982	45,397	54,379
White	5,385	30,611	35,996
Black	636	3,053	3,689
American Indian/Alaskan	57	263	320
Other	877	4,112	4,989
Unknown	2,027	7,358	9,385
Other race includes Asian, native Hawaiian/Pacific Islander, or other.			
Ethnicity	8,982	45,397	54,379
Hispanic	865	3,040	3,905
Non-Hispanic	4,919	27,697	32,616
Unknown	3,198	14,660	17,858
Gender	8,982	45,397	54,379
Female	4,759	25,269	30,028
Male	4,151	19,915	24,066
Unknown	72	213	285



COVID-19: Franklin County vaccine summary

Vaccination data through May 17, 2021 as of May 18, 2021 at 12:05 AM

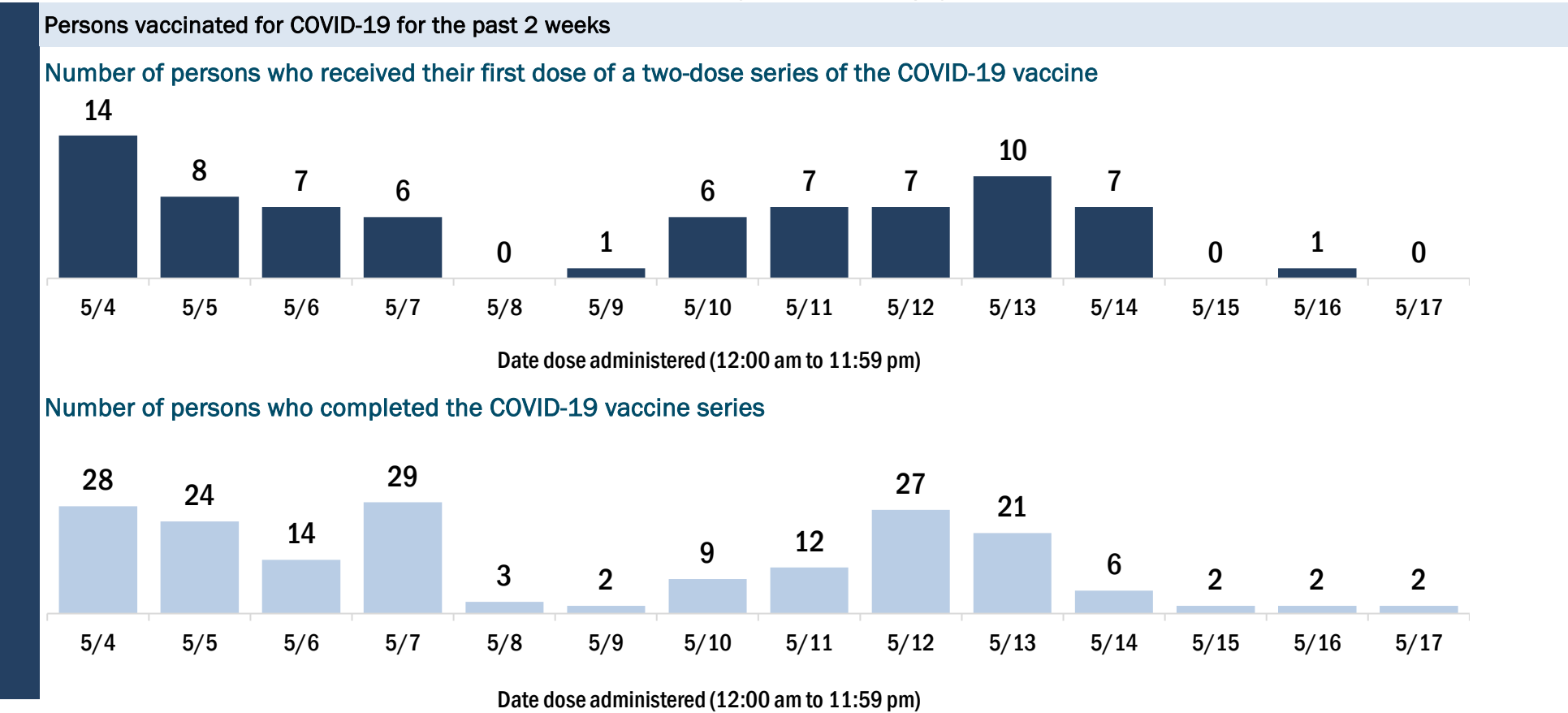
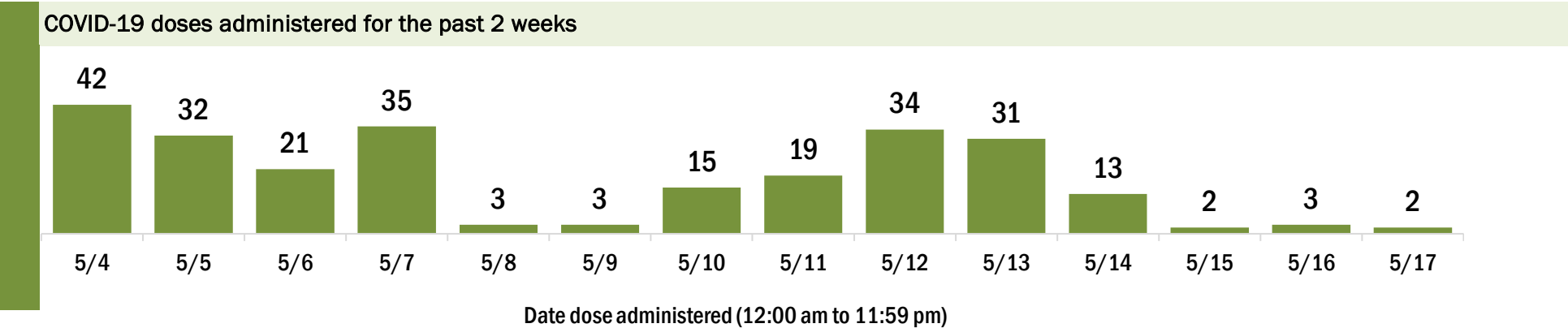
Data in this report are provisional and subject to change.

Data in this summary pertain to COVID-19 vaccines approved by the U.S. Food and Drug Administration and have been issued an Emergency Use Authorization (Janssen COVID-19 Vaccine, Moderna COVID-19 Vaccine and Pfizer-BioNTech COVID-19 Vaccine). These data summarize the number of people who have received either their first dose or have completed the series for a COVID-19 vaccine. **A person can only be counted in one category, first dose or series complete.** For persons receiving Moderna or Pfizer vaccines, once they receive their second dose, they are moved from the first dose column to the series completed column. **Because of this, the total first dose category may show a change from report to report not matching the total receiving their first dose from the previous day.** Persons receiving Johnson & Johnson vaccines will always be counted in the series completed column.

COVID-19 doses for vaccinated persons in Florida	
Doses administered	7,404
People receiving one dose of a 1-dose series (Johnson & Johnson) or receiving only one dose of a 2-dose series (Moderna, Pfizer) count once. Persons receiving both doses of a 2-dose series count twice.	

Current status of persons vaccinated for COVID-19 in Florida	
Total people vaccinated	4,132
First dose	748
Series completed	3,384
Completed 1-dose series	112
Completed 2-dose series	3,272
First dose: current number of people who have only received their first dose of the Moderna or Pfizer vaccine.	
Series complete: current number of people who have received both Moderna or Pfizer vaccine doses or one Johnson & Johnson dose and are considered fully immunized.	

Demographic summary	First dose	Series complete	Total people vaccinated
Age group	748	3,384	4,132
12-14 years	1	0	1
15-24 years	21	47	68
25-34 years	113	77	190
35-44 years	140	133	273
45-54 years	147	290	437
55-64 years	156	754	910
65-74 years	122	1,338	1,460
75-84 years	36	623	659
85+ years	12	122	134
Race	748	3,384	4,132
White	492	3,022	3,514
Black	177	160	337
American Indian/Alaskan	0	9	9
Other	31	129	160
Unknown	48	64	112
Other race includes Asian, native Hawaiian/Pacific Islander, or other.			
Ethnicity	748	3,384	4,132
Hispanic	11	52	63
Non-Hispanic	331	2,912	3,243
Unknown	406	420	826
Gender	748	3,384	4,132
Female	208	1,792	2,000
Male	540	1,592	2,132
Unknown	0	0	0



COVID-19: Gadsden County vaccine summary

Vaccination data through May 17, 2021 as of May 18, 2021 at 12:05 AM

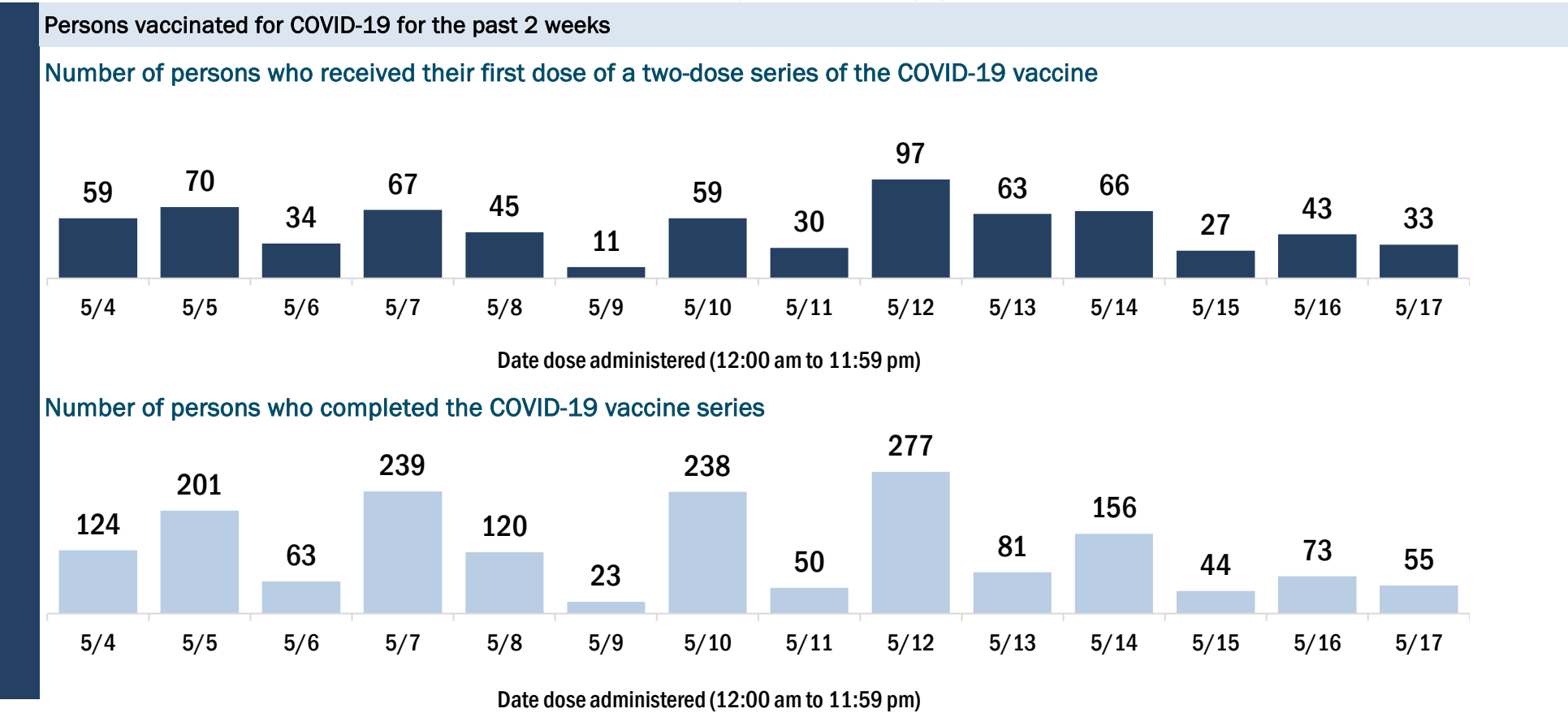
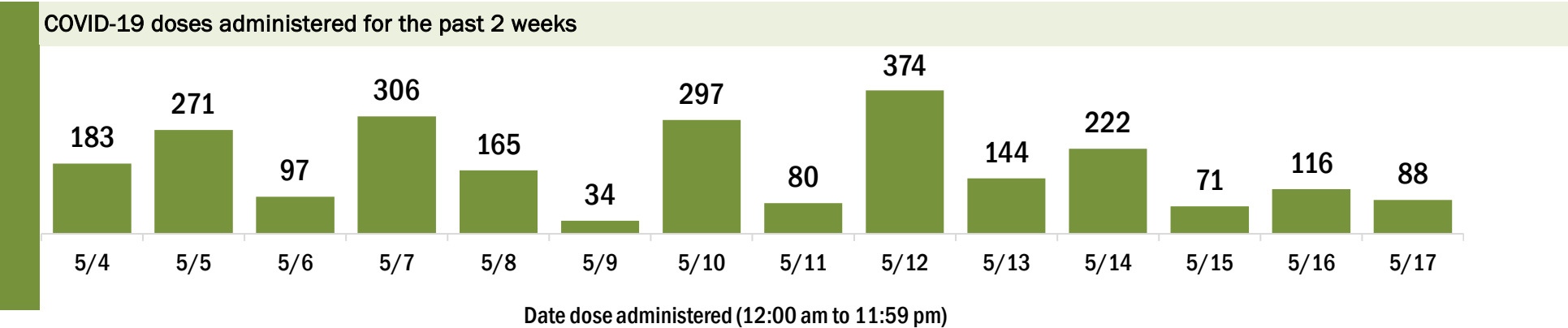
Data in this report are provisional and subject to change.

Data in this summary pertain to COVID-19 vaccines approved by the U.S. Food and Drug Administration and have been issued an Emergency Use Authorization (Janssen COVID-19 Vaccine, Moderna COVID-19 Vaccine and Pfizer-BioNTech COVID-19 Vaccine). These data summarize the number of people who have received either their first dose or have completed the series for a COVID-19 vaccine. **A person can only be counted in one category, first dose or series complete.** For persons receiving Moderna or Pfizer vaccines, once they receive their second dose, they are moved from the first dose column to the series completed column. **Because of this, the total first dose category may show a change from report to report not matching the total receiving their first dose from the previous day.** Persons receiving Johnson & Johnson vaccines will always be counted in the series completed column.

COVID-19 doses for vaccinated persons in Florida	
Doses administered	30,740
People receiving one dose of a 1-dose series (Johnson & Johnson) or receiving only one dose of a 2-dose series (Moderna, Pfizer) count once. Persons receiving both doses of a 2-dose series count twice.	

Current status of persons vaccinated for COVID-19 in Florida	
Total people vaccinated	17,645
First dose	2,701
Series completed	14,944
Completed 1-dose series	1,849
Completed 2-dose series	13,095
First dose: current number of people who have only received their first dose of the Moderna or Pfizer vaccine.	
Series complete: current number of people who have received both Moderna or Pfizer vaccine doses or one Johnson & Johnson dose and are considered fully immunized.	

Demographic summary	First dose	Series complete	Total people vaccinated
Age group	2,701	14,944	17,645
12-14 years	14	0	14
15-24 years	253	452	705
25-34 years	271	960	1,231
35-44 years	458	1,612	2,070
45-54 years	541	2,279	2,820
55-64 years	545	3,436	3,981
65-74 years	372	3,828	4,200
75-84 years	183	1,787	1,970
85+ years	64	590	654
Race	2,701	14,944	17,645
White	747	5,373	6,120
Black	1,212	6,465	7,677
American Indian/Alaskan	9	33	42
Other	375	2,085	2,460
Unknown	358	988	1,346
Other race includes Asian, native Hawaiian/Pacific Islander, or other.			
Ethnicity	2,701	14,944	17,645
Hispanic	325	891	1,216
Non-Hispanic	1,605	11,629	13,234
Unknown	771	2,424	3,195
Gender	2,701	14,944	17,645
Female	1,377	9,018	10,395
Male	1,324	5,926	7,250
Unknown	0	0	0



COVID-19: Gilchrist County vaccine summary

Vaccination data through May 17, 2021 as of May 18, 2021 at 12:05 AM

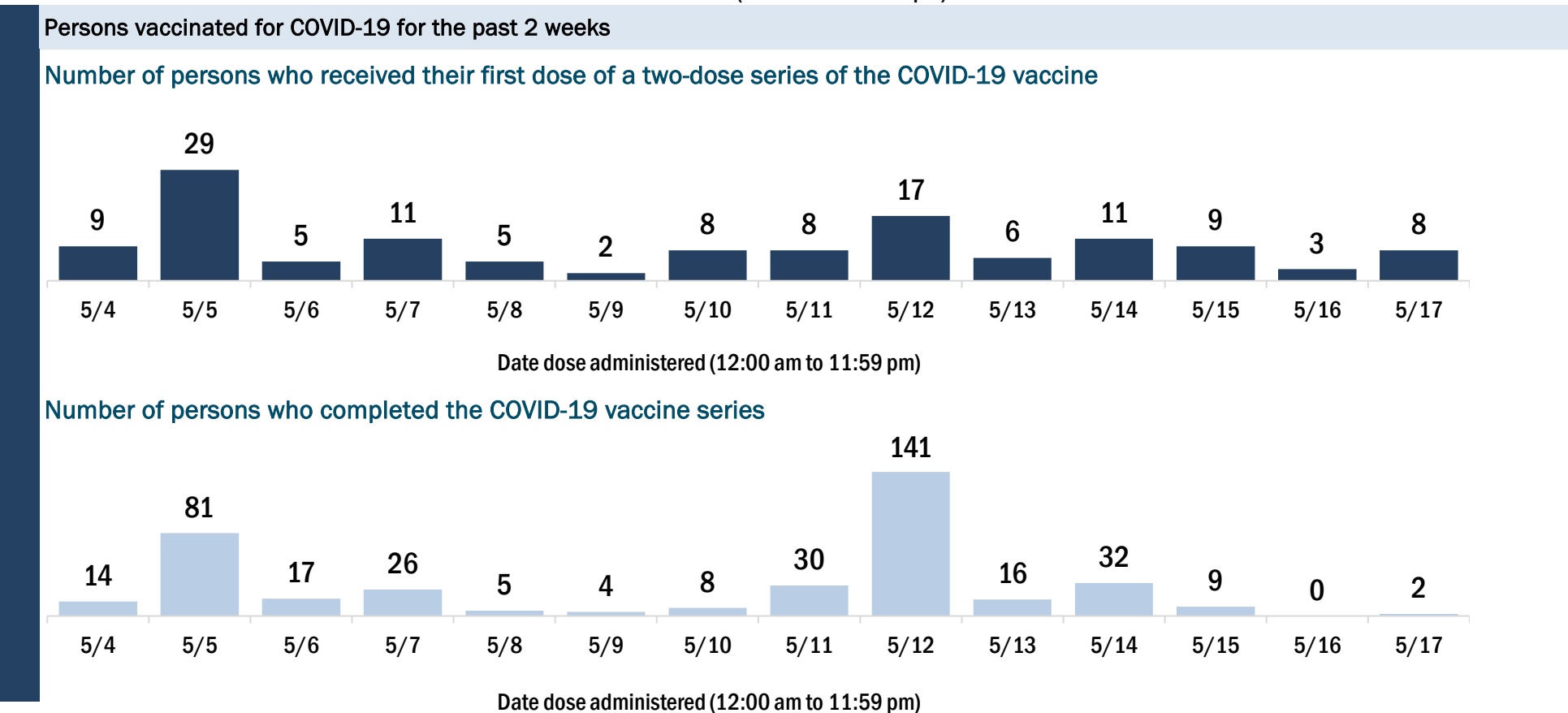
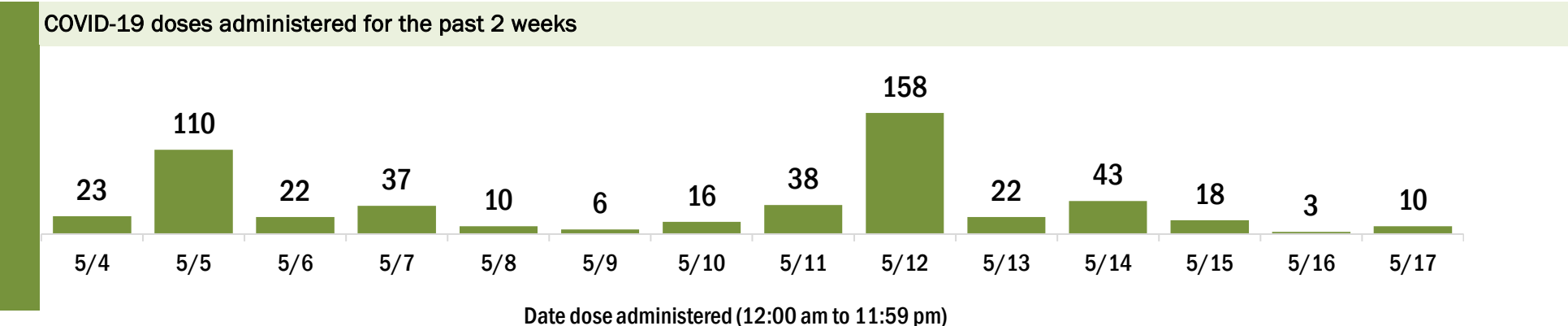
Data in this report are provisional and subject to change.

Data in this summary pertain to COVID-19 vaccines approved by the U.S. Food and Drug Administration and have been issued an Emergency Use Authorization (Janssen COVID-19 Vaccine, Moderna COVID-19 Vaccine and Pfizer-BioNTech COVID-19 Vaccine). These data summarize the number of people who have received either their first dose or have completed the series for a COVID-19 vaccine. **A person can only be counted in one category, first dose or series complete.** For persons receiving Moderna or Pfizer vaccines, once they receive their second dose, they are moved from the first dose column to the series completed column. **Because of this, the total first dose category may show a change from report to report not matching the total receiving their first dose from the previous day.** Persons receiving Johnson & Johnson vaccines will always be counted in the series completed column.

COVID-19 doses for vaccinated persons in Florida	
Doses administered	7,122
People receiving one dose of a 1-dose series (Johnson & Johnson) or receiving only one dose of a 2-dose series (Moderna, Pfizer) count once. Persons receiving both doses of a 2-dose series count twice.	

Current status of persons vaccinated for COVID-19 in Florida	
Total people vaccinated	4,131
First dose	638
Series completed	3,493
Completed 1-dose series	502
Completed 2-dose series	2,991
First dose: current number of people who have only received their first dose of the Moderna or Pfizer vaccine.	
Series complete: current number of people who have received both Moderna or Pfizer vaccine doses or one Johnson & Johnson dose and are considered fully immunized.	

Demographic summary	First dose	Series complete	Total people vaccinated
Age group	638	3,493	4,131
12-14 years	4	0	4
15-24 years	55	90	145
25-34 years	47	142	189
35-44 years	84	220	304
45-54 years	91	392	483
55-64 years	158	746	904
65-74 years	135	1,054	1,189
75-84 years	46	642	688
85+ years	18	207	225
Race	638	3,493	4,131
White	459	2,572	3,031
Black	27	80	107
American Indian/Alaskan	5	12	17
Other	49	252	301
Unknown	98	577	675
Other race includes Asian, native Hawaiian/Pacific Islander, or other.			
Ethnicity	638	3,493	4,131
Hispanic	24	120	144
Non-Hispanic	331	1,698	2,029
Unknown	283	1,675	1,958
Gender	638	3,493	4,131
Female	357	1,949	2,306
Male	281	1,543	1,824
Unknown	0	1	1



COVID-19: Glades County vaccine summary

Vaccination data through May 17, 2021 as of May 18, 2021 at 12:05 AM

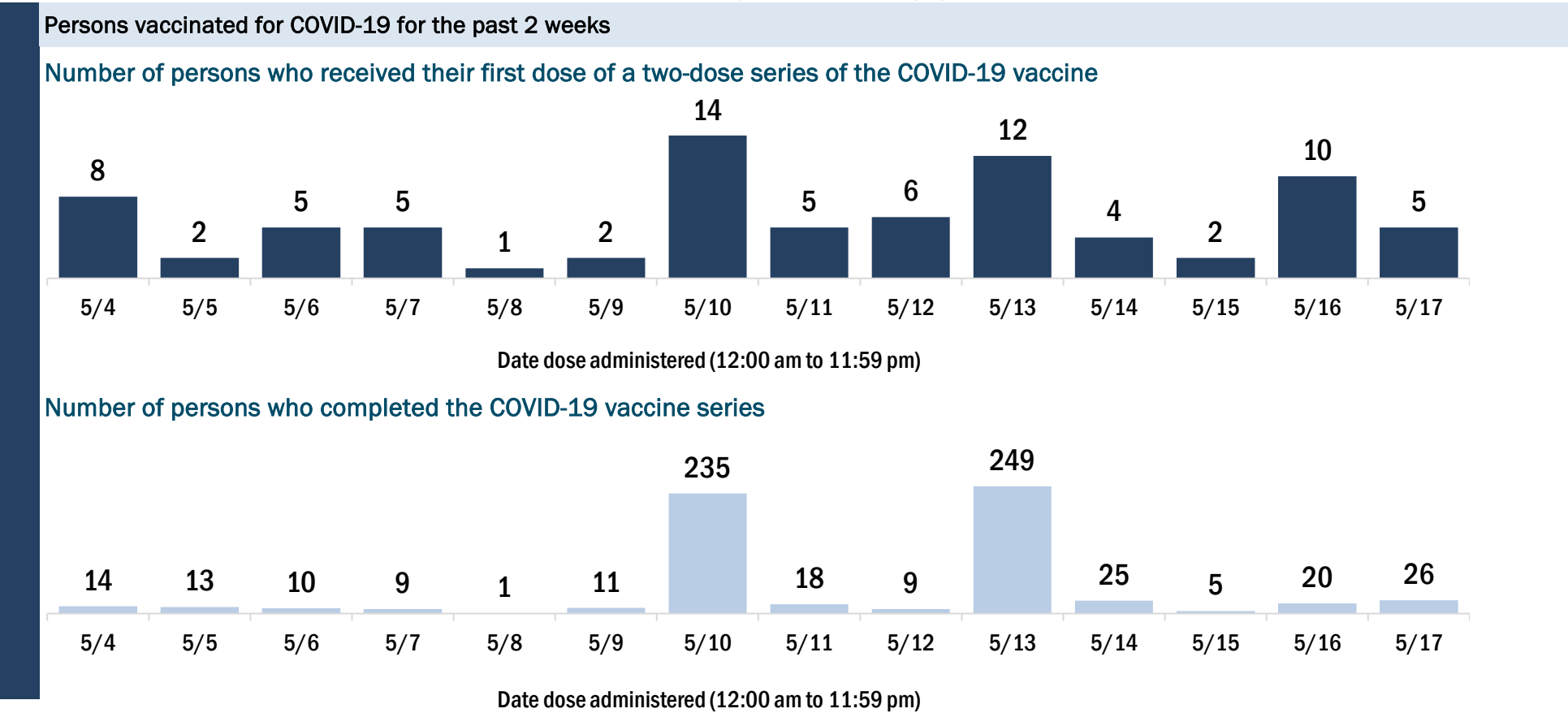
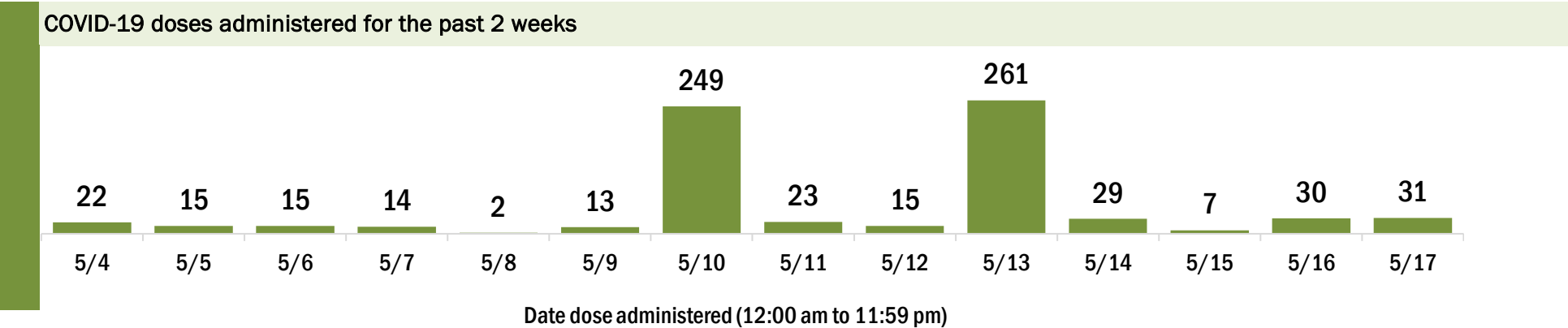
Data in this report are provisional and subject to change.

Data in this summary pertain to COVID-19 vaccines approved by the U.S. Food and Drug Administration and have been issued an Emergency Use Authorization (Janssen COVID-19 Vaccine, Moderna COVID-19 Vaccine and Pfizer-BioNTech COVID-19 Vaccine). These data summarize the number of people who have received either their first dose or have completed the series for a COVID-19 vaccine. **A person can only be counted in one category, first dose or series complete.** For persons receiving Moderna or Pfizer vaccines, once they receive their second dose, they are moved from the first dose column to the series completed column. **Because of this, the total first dose category may show a change from report to report not matching the total receiving their first dose from the previous day.** Persons receiving Johnson & Johnson vaccines will always be counted in the series completed column.

COVID-19 doses for vaccinated persons in Florida	
Doses administered	7,727
People receiving one dose of a 1-dose series (Johnson & Johnson) or receiving only one dose of a 2-dose series (Moderna, Pfizer) count once. Persons receiving both doses of a 2-dose series count twice.	

Current status of persons vaccinated for COVID-19 in Florida	
Total people vaccinated	4,416
First dose	589
Series completed	3,827
Completed 1-dose series	516
Completed 2-dose series	3,311
First dose: current number of people who have only received their first dose of the Moderna or Pfizer vaccine.	
Series complete: current number of people who have received both Moderna or Pfizer vaccine doses or one Johnson & Johnson dose and are considered fully immunized.	

Demographic summary	First dose	Series complete	Total people vaccinated
Age group	589	3,827	4,416
12-14 years	0	0	0
15-24 years	68	185	253
25-34 years	122	314	436
35-44 years	76	231	307
45-54 years	80	287	367
55-64 years	105	573	678
65-74 years	70	1,262	1,332
75-84 years	55	808	863
85+ years	13	167	180
Race	589	3,827	4,416
White	481	2,965	3,446
Black	20	137	157
American Indian/Alaskan	1	24	25
Other	35	237	272
Unknown	52	464	516
Other race includes Asian, native Hawaiian/Pacific Islander, or other.			
Ethnicity	589	3,827	4,416
Hispanic	256	686	942
Non-Hispanic	208	1,777	1,985
Unknown	125	1,364	1,489
Gender	589	3,827	4,416
Female	193	1,660	1,853
Male	395	2,166	2,561
Unknown	1	1	2



COVID-19: Gulf County vaccine summary

Vaccination data through May 17, 2021 as of May 18, 2021 at 12:05 AM

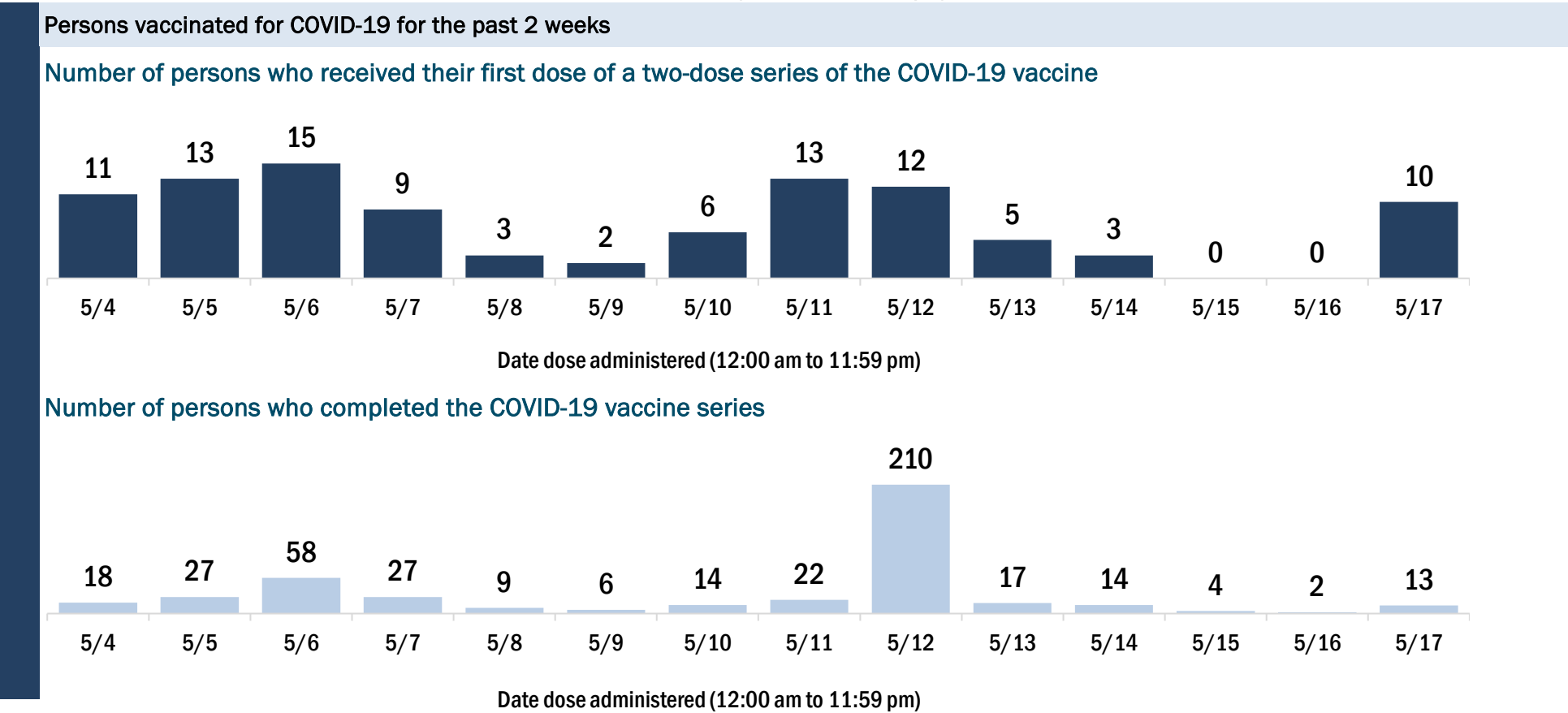
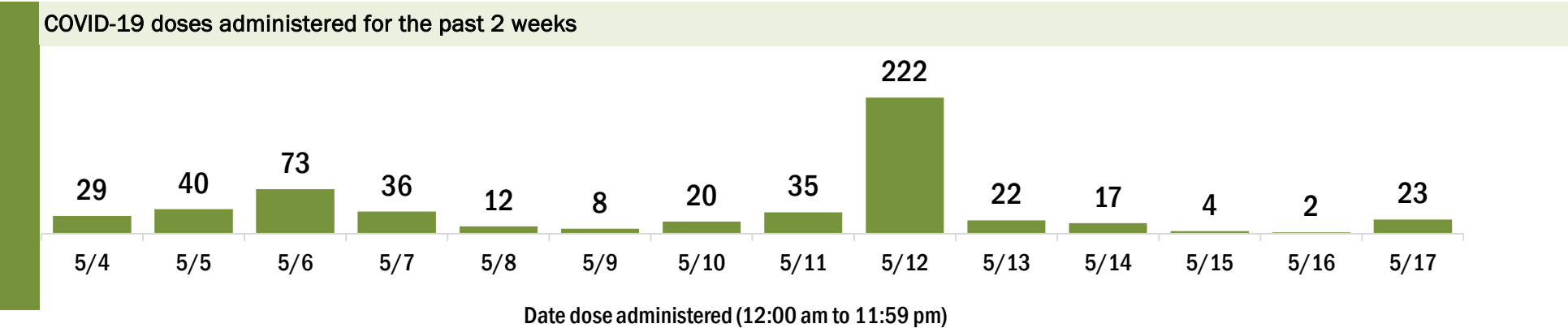
Data in this report are provisional and subject to change.

Data in this summary pertain to COVID-19 vaccines approved by the U.S. Food and Drug Administration and have been issued an Emergency Use Authorization (Janssen COVID-19 Vaccine, Moderna COVID-19 Vaccine and Pfizer-BioNTech COVID-19 Vaccine). These data summarize the number of people who have received either their first dose or have completed the series for a COVID-19 vaccine. **A person can only be counted in one category, first dose or series complete.** For persons receiving Moderna or Pfizer vaccines, once they receive their second dose, they are moved from the first dose column to the series completed column. **Because of this, the total first dose category may show a change from report to report not matching the total receiving their first dose from the previous day.** Persons receiving Johnson & Johnson vaccines will always be counted in the series completed column.

COVID-19 doses for vaccinated persons in Florida	
Doses administered	8,571
People receiving one dose of a 1-dose series (Johnson & Johnson) or receiving only one dose of a 2-dose series (Moderna, Pfizer) count once. Persons receiving both doses of a 2-dose series count twice.	

Current status of persons vaccinated for COVID-19 in Florida	
Total people vaccinated	4,849
First dose	859
Series completed	3,990
Completed 1-dose series	268
Completed 2-dose series	3,722
First dose: current number of people who have only received their first dose of the Moderna or Pfizer vaccine.	
Series complete: current number of people who have received both Moderna or Pfizer vaccine doses or one Johnson & Johnson dose and are considered fully immunized.	

Demographic summary	First dose	Series complete	Total people vaccinated
Age group	859	3,990	4,849
12-14 years	1	0	1
15-24 years	47	84	131
25-34 years	111	145	256
35-44 years	126	216	342
45-54 years	167	386	553
55-64 years	196	750	946
65-74 years	131	1,506	1,637
75-84 years	71	711	782
85+ years	9	192	201
Race	859	3,990	4,849
White	611	3,418	4,029
Black	180	365	545
American Indian/Alaskan	2	13	15
Other	50	123	173
Unknown	16	71	87
Other race includes Asian, native Hawaiian/Pacific Islander, or other.			
Ethnicity	859	3,990	4,849
Hispanic	15	50	65
Non-Hispanic	445	3,353	3,798
Unknown	399	587	986
Gender	859	3,990	4,849
Female	365	1,988	2,353
Male	494	2,002	2,496
Unknown	0	0	0



COVID-19: Hamilton County vaccine summary

Vaccination data through May 17, 2021 as of May 18, 2021 at 12:05 AM

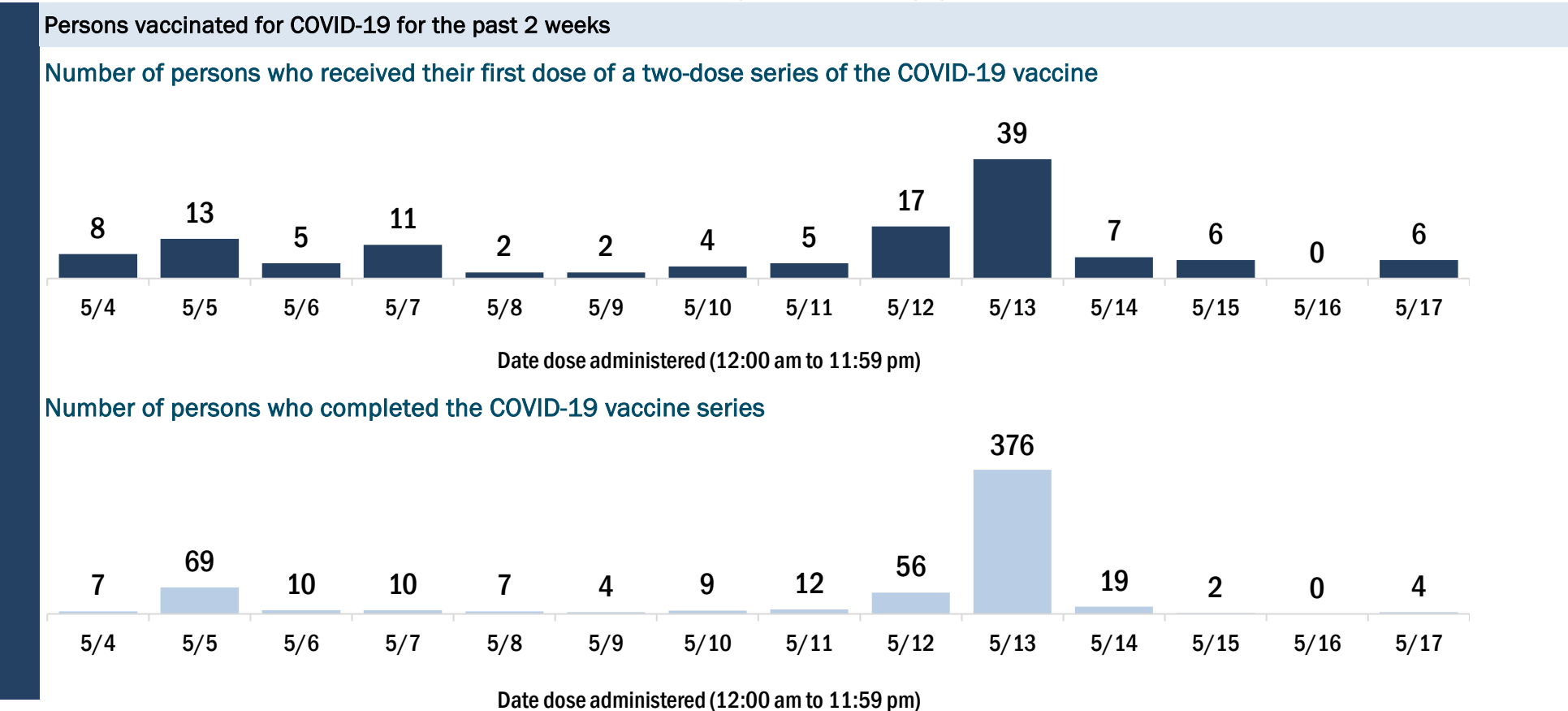
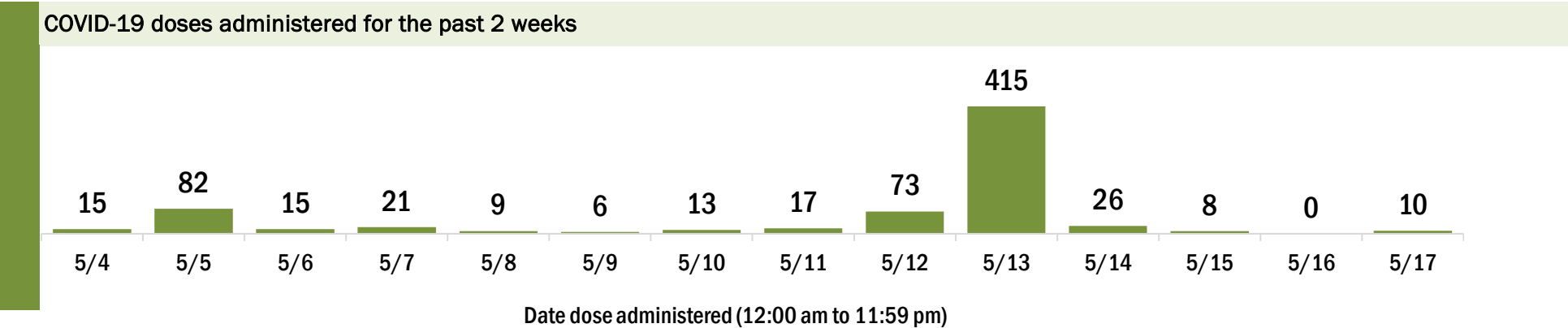
Data in this report are provisional and subject to change.

Data in this summary pertain to COVID-19 vaccines approved by the U.S. Food and Drug Administration and have been issued an Emergency Use Authorization (Janssen COVID-19 Vaccine, Moderna COVID-19 Vaccine and Pfizer-BioNTech COVID-19 Vaccine). These data summarize the number of people who have received either their first dose or have completed the series for a COVID-19 vaccine. **A person can only be counted in one category, first dose or series complete.** For persons receiving Moderna or Pfizer vaccines, once they receive their second dose, they are moved from the first dose column to the series completed column. **Because of this, the total first dose category may show a change from report to report not matching the total receiving their first dose from the previous day.** Persons receiving Johnson & Johnson vaccines will always be counted in the series completed column.

COVID-19 doses for vaccinated persons in Florida	
Doses administered	6,189
People receiving one dose of a 1-dose series (Johnson & Johnson) or receiving only one dose of a 2-dose series (Moderna, Pfizer) count once. Persons receiving both doses of a 2-dose series count twice.	

Current status of persons vaccinated for COVID-19 in Florida	
Total people vaccinated	3,431
First dose	426
Series completed	3,005
Completed 1-dose series	247
Completed 2-dose series	2,758
First dose: current number of people who have only received their first dose of the Moderna or Pfizer vaccine.	
Series complete: current number of people who have received both Moderna or Pfizer vaccine doses or one Johnson & Johnson dose and are considered fully immunized.	

Demographic summary	First dose	Series complete	Total people vaccinated
Age group	426	3,005	3,431
12-14 years	2	0	2
15-24 years	37	61	98
25-34 years	71	145	216
35-44 years	74	222	296
45-54 years	77	339	416
55-64 years	95	666	761
65-74 years	42	976	1,018
75-84 years	18	468	486
85+ years	10	128	138
Race	426	3,005	3,431
White	218	1,755	1,973
Black	156	788	944
American Indian/Alaskan	3	6	9
Other	25	212	237
Unknown	24	244	268
Other race includes Asian, native Hawaiian/Pacific Islander, or other.			
Ethnicity	426	3,005	3,431
Hispanic	28	113	141
Non-Hispanic	288	1,953	2,241
Unknown	110	939	1,049
Gender	426	3,005	3,431
Female	176	1,495	1,671
Male	250	1,510	1,760
Unknown	0	0	0



COVID-19: Hardee County vaccine summary

Vaccination data through May 17, 2021 as of May 18, 2021 at 12:05 AM

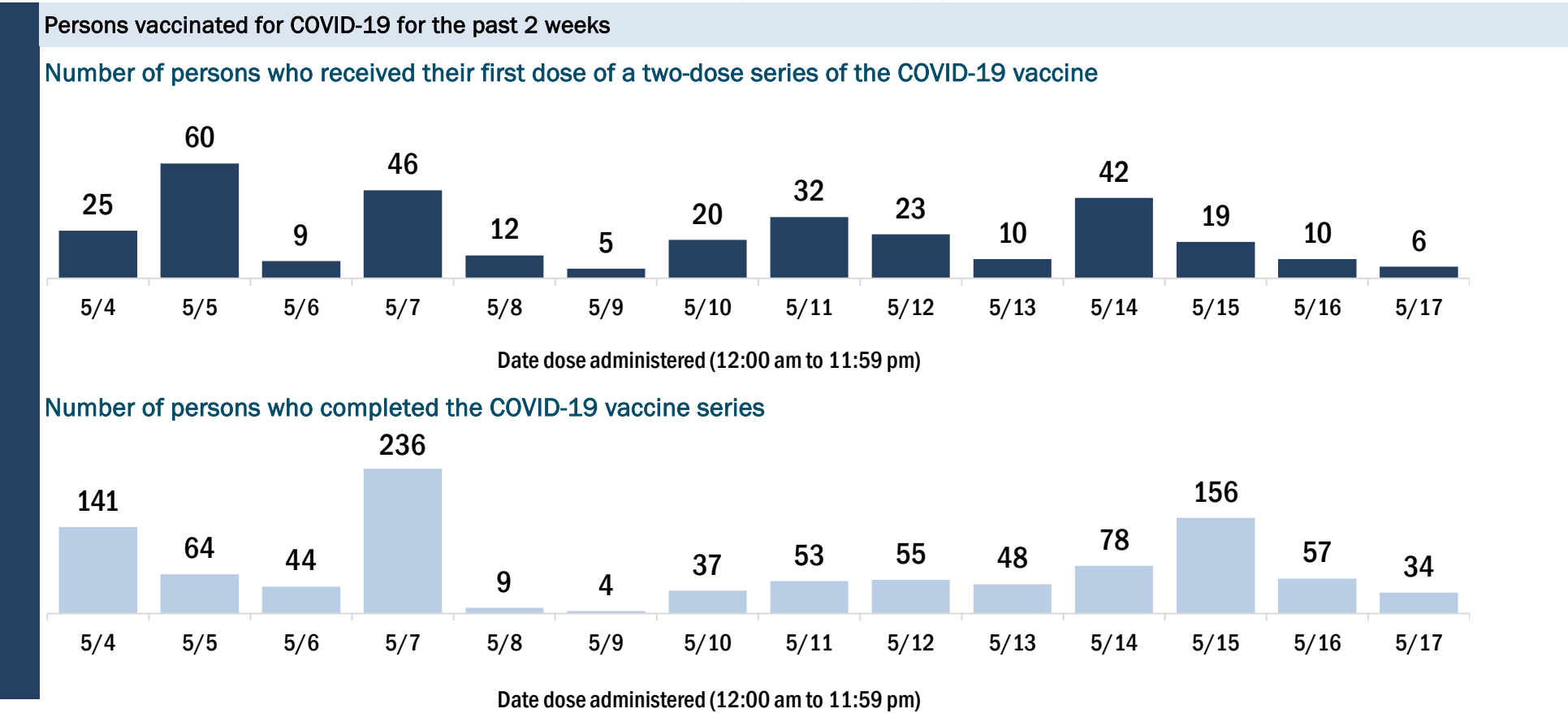
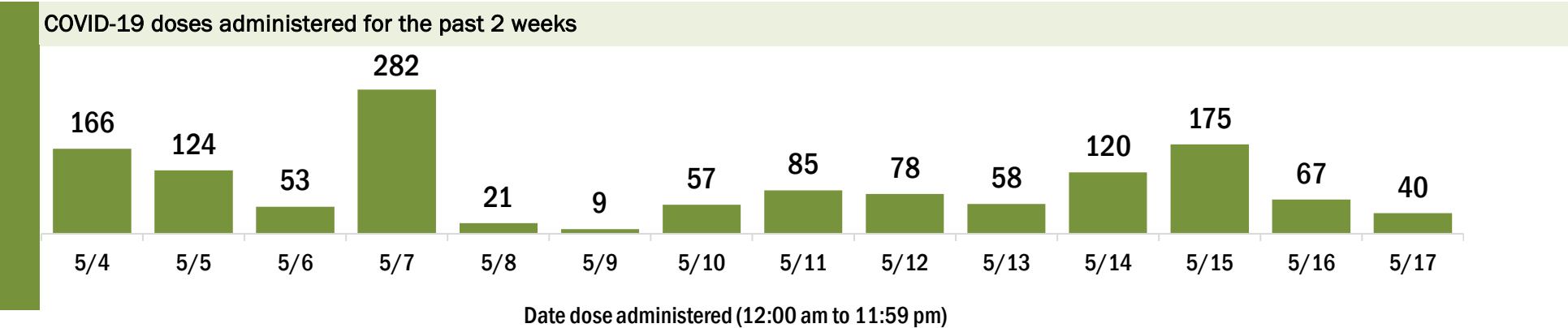
Data in this report are provisional and subject to change.

Data in this summary pertain to COVID-19 vaccines approved by the U.S. Food and Drug Administration and have been issued an Emergency Use Authorization (Janssen COVID-19 Vaccine, Moderna COVID-19 Vaccine and Pfizer-BioNTech COVID-19 Vaccine). These data summarize the number of people who have received either their first dose or have completed the series for a COVID-19 vaccine. **A person can only be counted in one category, first dose or series complete.** For persons receiving Moderna or Pfizer vaccines, once they receive their second dose, they are moved from the first dose column to the series completed column. **Because of this, the total first dose category may show a change from report to report not matching the total receiving their first dose from the previous day.** Persons receiving Johnson & Johnson vaccines will always be counted in the series completed column.

COVID-19 doses for vaccinated persons in Florida	
Doses administered	12,121
People receiving one dose of a 1-dose series (Johnson & Johnson) or receiving only one dose of a 2-dose series (Moderna, Pfizer) count once. Persons receiving both doses of a 2-dose series count twice.	

Current status of persons vaccinated for COVID-19 in Florida	
Total people vaccinated	7,127
First dose	1,702
Series completed	5,425
Completed 1-dose series	431
Completed 2-dose series	4,994
First dose: current number of people who have only received their first dose of the Moderna or Pfizer vaccine.	
Series complete: current number of people who have received both Moderna or Pfizer vaccine doses or one Johnson & Johnson dose and are considered fully immunized.	

Demographic summary	First dose	Series complete	Total people vaccinated
Age group	1,702	5,425	7,127
12-14 years	6	0	6
15-24 years	131	238	369
25-34 years	204	394	598
35-44 years	295	408	703
45-54 years	354	623	977
55-64 years	361	971	1,332
65-74 years	235	1,508	1,743
75-84 years	89	1,003	1,092
85+ years	27	280	307
Race	1,702	5,425	7,127
White	1,101	4,409	5,510
Black	320	217	537
American Indian/Alaskan	6	26	32
Other	204	540	744
Unknown	71	233	304
Other race includes Asian, native Hawaiian/Pacific Islander, or other.			
Ethnicity	1,702	5,425	7,127
Hispanic	449	1,271	1,720
Non-Hispanic	945	3,545	4,490
Unknown	308	609	917
Gender	1,702	5,425	7,127
Female	565	2,734	3,299
Male	1,136	2,689	3,825
Unknown	1	2	3



COVID-19: Hendry County vaccine summary

Vaccination data through May 17, 2021 as of May 18, 2021 at 12:05 AM

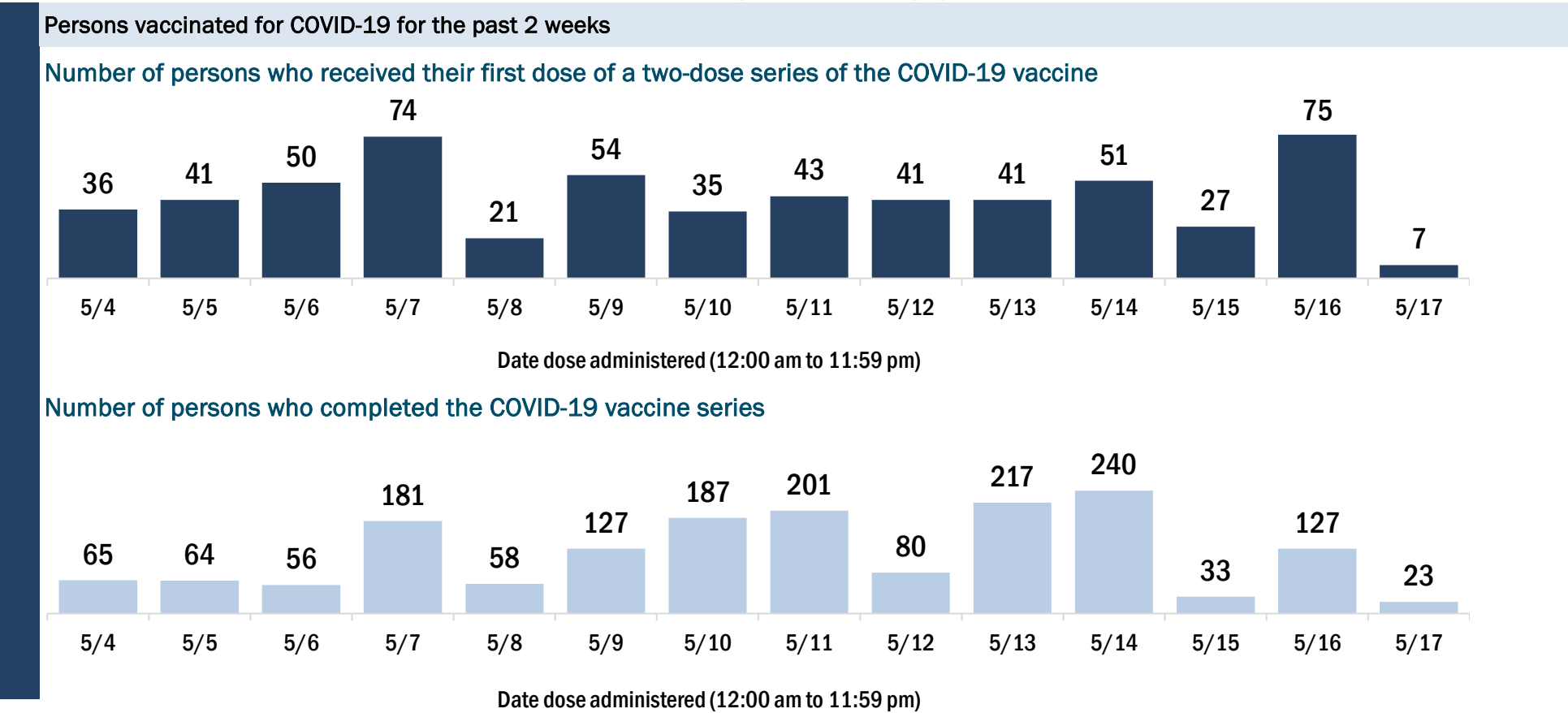
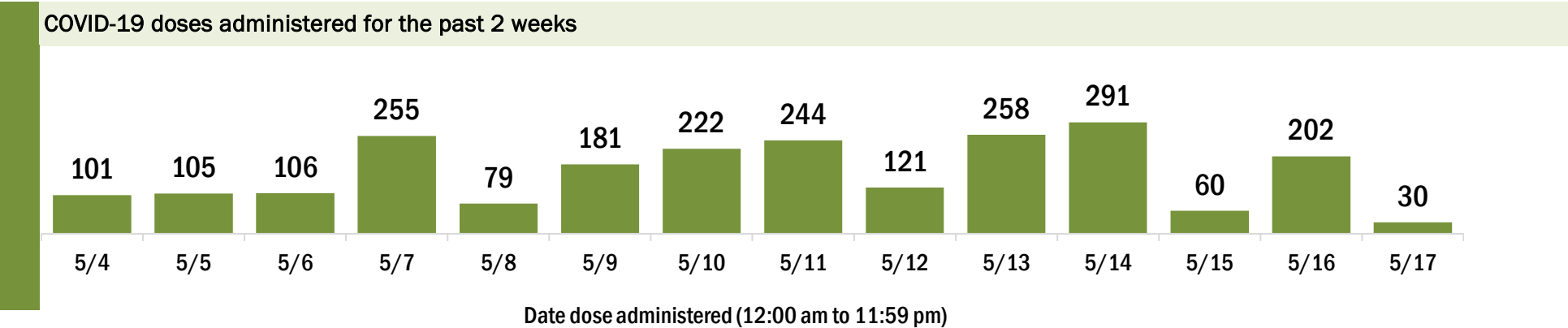
Data in this report are provisional and subject to change.

Data in this summary pertain to COVID-19 vaccines approved by the U.S. Food and Drug Administration and have been issued an Emergency Use Authorization (Janssen COVID-19 Vaccine, Moderna COVID-19 Vaccine and Pfizer-BioNTech COVID-19 Vaccine). These data summarize the number of people who have received either their first dose or have completed the series for a COVID-19 vaccine. **A person can only be counted in one category, first dose or series complete.** For persons receiving Moderna or Pfizer vaccines, once they receive their second dose, they are moved from the first dose column to the series completed column. **Because of this, the total first dose category may show a change from report to report not matching the total receiving their first dose from the previous day.** Persons receiving Johnson & Johnson vaccines will always be counted in the series completed column.

COVID-19 doses for vaccinated persons in Florida	
Doses administered	20,054
People receiving one dose of a 1-dose series (Johnson & Johnson) or receiving only one dose of a 2-dose series (Moderna, Pfizer) count once. Persons receiving both doses of a 2-dose series count twice.	

Current status of persons vaccinated for COVID-19 in Florida	
Total people vaccinated	11,995
First dose	2,545
Series completed	9,450
Completed 1-dose series	1,391
Completed 2-dose series	8,059
First dose: current number of people who have only received their first dose of the Moderna or Pfizer vaccine.	
Series complete: current number of people who have received both Moderna or Pfizer vaccine doses or one Johnson & Johnson dose and are considered fully immunized.	

Demographic summary	First dose	Series complete	Total people vaccinated
Age group	2,545	9,450	11,995
12-14 years	6	0	6
15-24 years	363	574	937
25-34 years	454	937	1,391
35-44 years	438	960	1,398
45-54 years	435	1,408	1,843
55-64 years	462	1,984	2,446
65-74 years	224	2,170	2,394
75-84 years	116	1,104	1,220
85+ years	47	313	360
Race	2,545	9,450	11,995
White	1,775	6,517	8,292
Black	138	631	769
American Indian/Alaskan	4	23	27
Other	393	1,449	1,842
Unknown	235	830	1,065
Other race includes Asian, native Hawaiian/Pacific Islander, or other.			
Ethnicity	2,545	9,450	11,995
Hispanic	1,389	3,628	5,017
Non-Hispanic	574	3,312	3,886
Unknown	582	2,510	3,092
Gender	2,545	9,450	11,995
Female	1,035	4,457	5,492
Male	1,509	4,991	6,500
Unknown	1	2	3



COVID-19: Hernando County vaccine summary

Vaccination data through May 17, 2021 as of May 18, 2021 at 12:05 AM

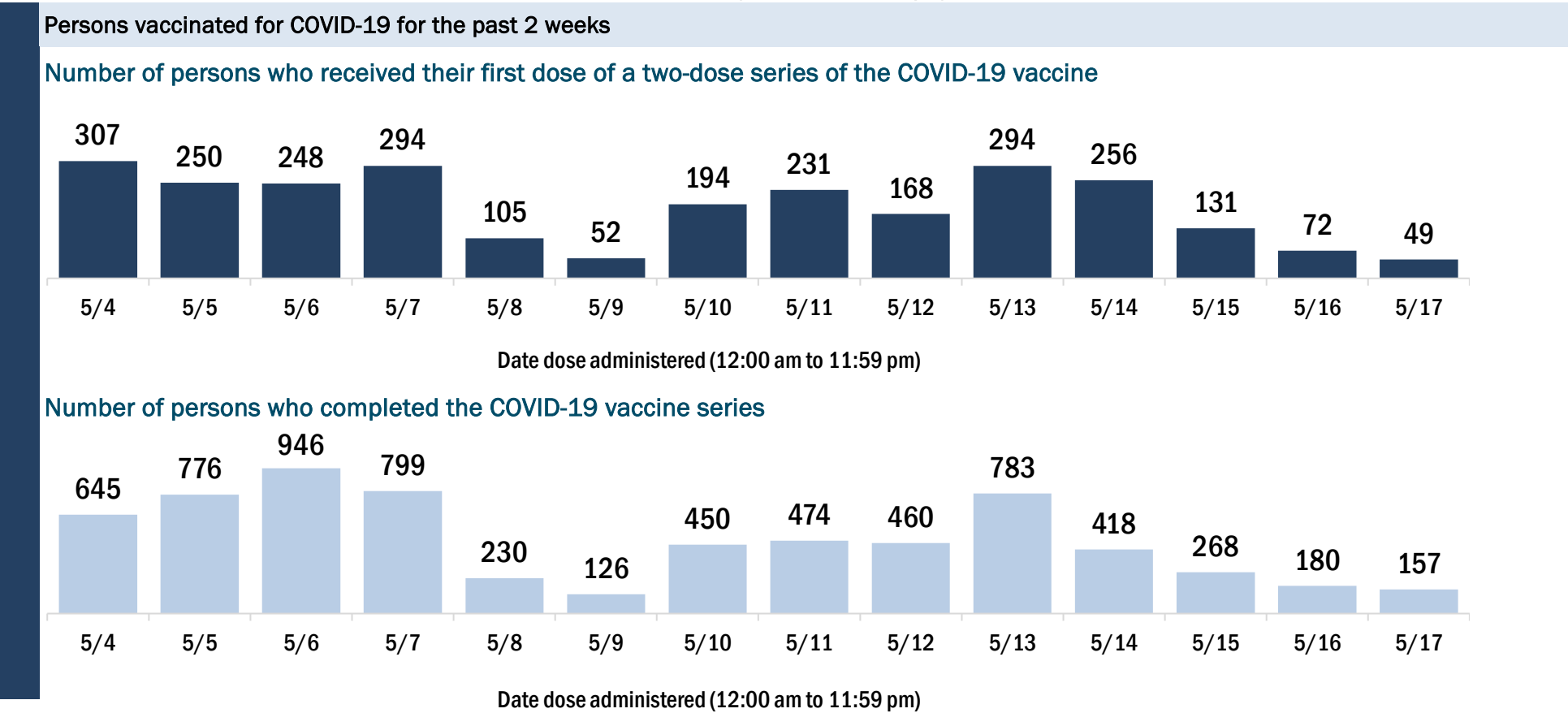
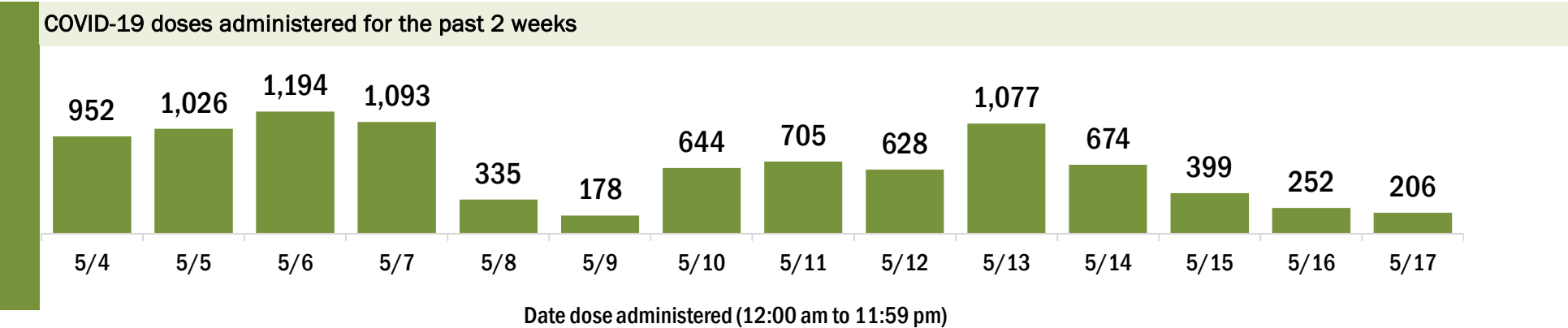
Data in this report are provisional and subject to change.

Data in this summary pertain to COVID-19 vaccines approved by the U.S. Food and Drug Administration and have been issued an Emergency Use Authorization (Janssen COVID-19 Vaccine, Moderna COVID-19 Vaccine and Pfizer-BioNTech COVID-19 Vaccine). These data summarize the number of people who have received either their first dose or have completed the series for a COVID-19 vaccine. **A person can only be counted in one category, first dose or series complete.** For persons receiving Moderna or Pfizer vaccines, once they receive their second dose, they are moved from the first dose column to the series completed column. **Because of this, the total first dose category may show a change from report to report not matching the total receiving their first dose from the previous day.** Persons receiving Johnson & Johnson vaccines will always be counted in the series completed column.

COVID-19 doses for vaccinated persons in Florida	
Doses administered	125,344
People receiving one dose of a 1-dose series (Johnson & Johnson) or receiving only one dose of a 2-dose series (Moderna, Pfizer) count once. Persons receiving both doses of a 2-dose series count twice.	

Current status of persons vaccinated for COVID-19 in Florida	
Total people vaccinated	72,072
First dose	13,136
Series completed	58,936
Completed 1-dose series	5,664
Completed 2-dose series	53,272
First dose: current number of people who have only received their first dose of the Moderna or Pfizer vaccine.	
Series complete: current number of people who have received both Moderna or Pfizer vaccine doses or one Johnson & Johnson dose and are considered fully immunized.	

Demographic summary	First dose	Series complete	Total people vaccinated
Age group	13,136	58,936	72,072
12-14 years	60	0	60
15-24 years	1,120	1,763	2,883
25-34 years	1,183	2,416	3,599
35-44 years	1,429	3,548	4,977
45-54 years	1,886	6,227	8,113
55-64 years	2,606	11,572	14,178
65-74 years	2,478	18,136	20,614
75-84 years	1,670	11,641	13,311
85+ years	704	3,633	4,337
Race	13,136	58,936	72,072
White	8,951	42,276	51,227
Black	446	1,603	2,049
American Indian/Alaskan	74	189	263
Other	1,161	4,249	5,410
Unknown	2,504	10,619	13,123
Other race includes Asian, native Hawaiian/Pacific Islander, or other.			
Ethnicity	13,136	58,936	72,072
Hispanic	1,273	3,443	4,716
Non-Hispanic	6,659	32,950	39,609
Unknown	5,204	22,543	27,747
Gender	13,136	58,936	72,072
Female	7,191	33,756	40,947
Male	5,933	25,145	31,078
Unknown	12	35	47



COVID-19: Highlands County vaccine summary

Vaccination data through May 17, 2021 as of May 18, 2021 at 12:05 AM

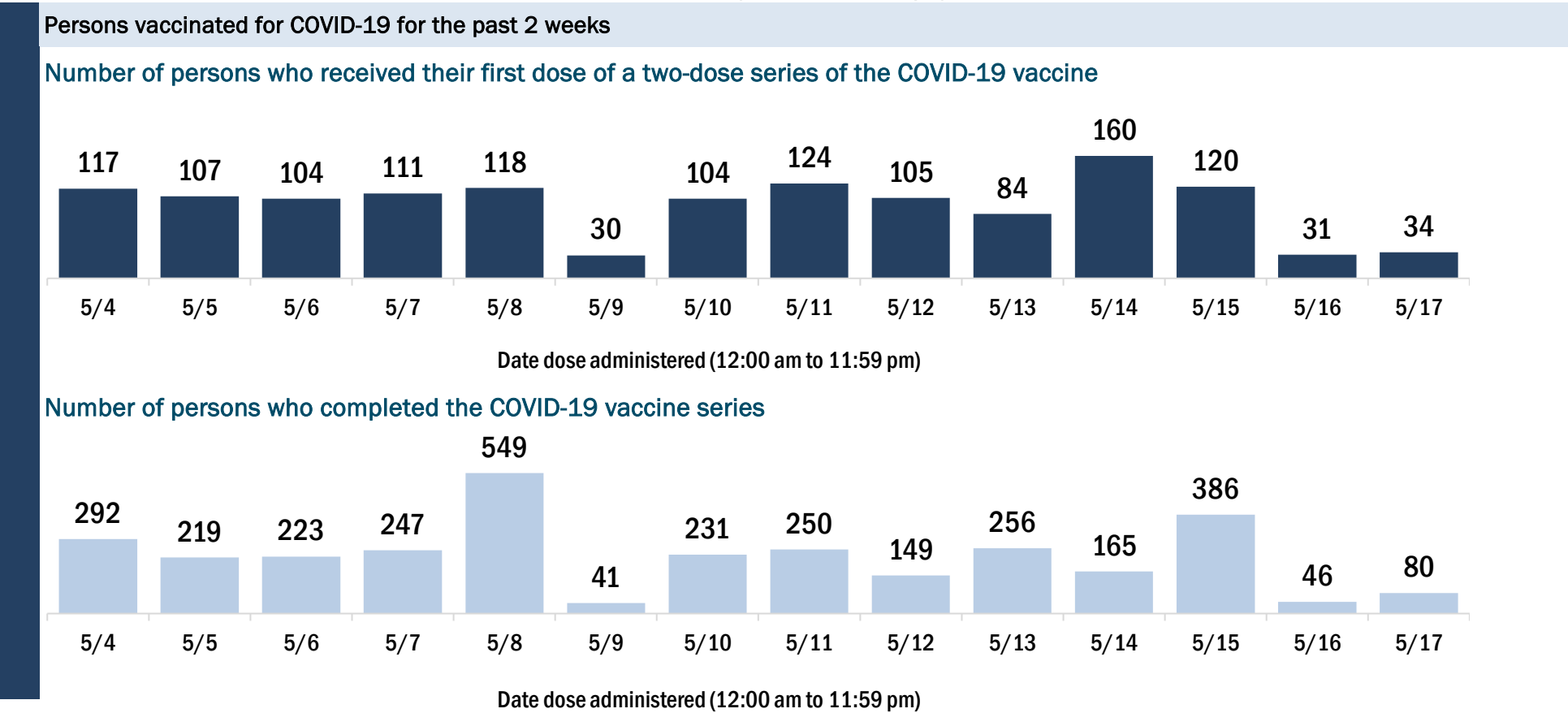
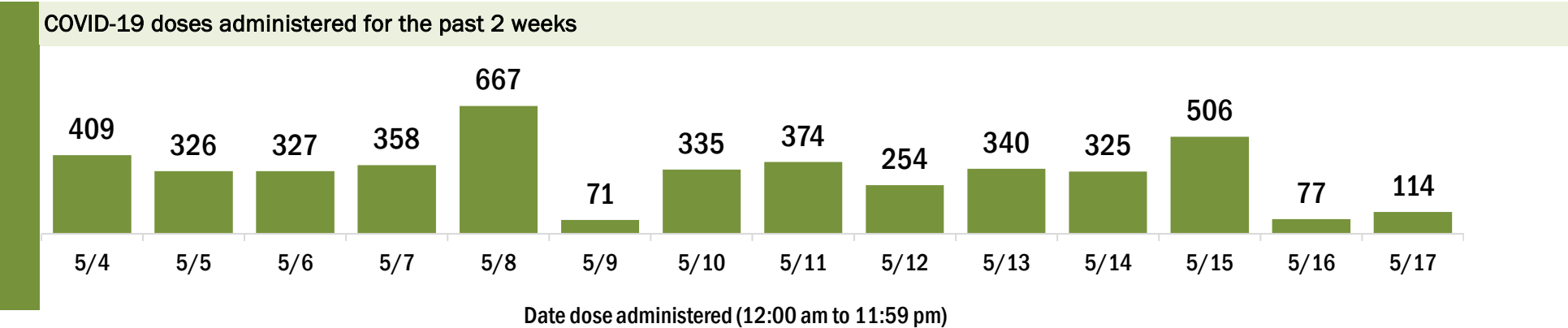
Data in this report are provisional and subject to change.

Data in this summary pertain to COVID-19 vaccines approved by the U.S. Food and Drug Administration and have been issued an Emergency Use Authorization (Janssen COVID-19 Vaccine, Moderna COVID-19 Vaccine and Pfizer-BioNTech COVID-19 Vaccine). These data summarize the number of people who have received either their first dose or have completed the series for a COVID-19 vaccine. **A person can only be counted in one category, first dose or series complete.** For persons receiving Moderna or Pfizer vaccines, once they receive their second dose, they are moved from the first dose column to the series completed column. **Because of this, the total first dose category may show a change from report to report not matching the total receiving their first dose from the previous day.** Persons receiving Johnson & Johnson vaccines will always be counted in the series completed column.

COVID-19 doses for vaccinated persons in Florida	
Doses administered	75,575
People receiving one dose of a 1-dose series (Johnson & Johnson) or receiving only one dose of a 2-dose series (Moderna, Pfizer) count once. Persons receiving both doses of a 2-dose series count twice.	

Current status of persons vaccinated for COVID-19 in Florida	
Total people vaccinated	44,395
First dose	11,745
Series completed	32,650
Completed 1-dose series	1,470
Completed 2-dose series	31,180
First dose: current number of people who have only received their first dose of the Moderna or Pfizer vaccine.	
Series complete: current number of people who have received both Moderna or Pfizer vaccine doses or one Johnson & Johnson dose and are considered fully immunized.	

Demographic summary	First dose	Series complete	Total people vaccinated
Age group	11,745	32,650	44,395
12-14 years	25	0	25
15-24 years	481	640	1,121
25-34 years	530	1,040	1,570
35-44 years	707	1,304	2,011
45-54 years	1,004	2,266	3,270
55-64 years	1,964	5,438	7,402
65-74 years	3,444	11,064	14,508
75-84 years	2,715	8,506	11,221
85+ years	875	2,392	3,267
Race	11,745	32,650	44,395
White	8,916	26,473	35,389
Black	594	1,198	1,792
American Indian/Alaskan	129	227	356
Other	851	2,201	3,052
Unknown	1,255	2,551	3,806
Other race includes Asian, native Hawaiian/Pacific Islander, or other.			
Ethnicity	11,745	32,650	44,395
Hispanic	1,461	2,819	4,280
Non-Hispanic	7,062	23,503	30,565
Unknown	3,222	6,328	9,550
Gender	11,745	32,650	44,395
Female	6,170	17,635	23,805
Male	5,556	14,997	20,553
Unknown	19	18	37



COVID-19: Hillsborough County vaccine summary

Vaccination data through May 17, 2021 as of May 18, 2021 at 12:05 AM

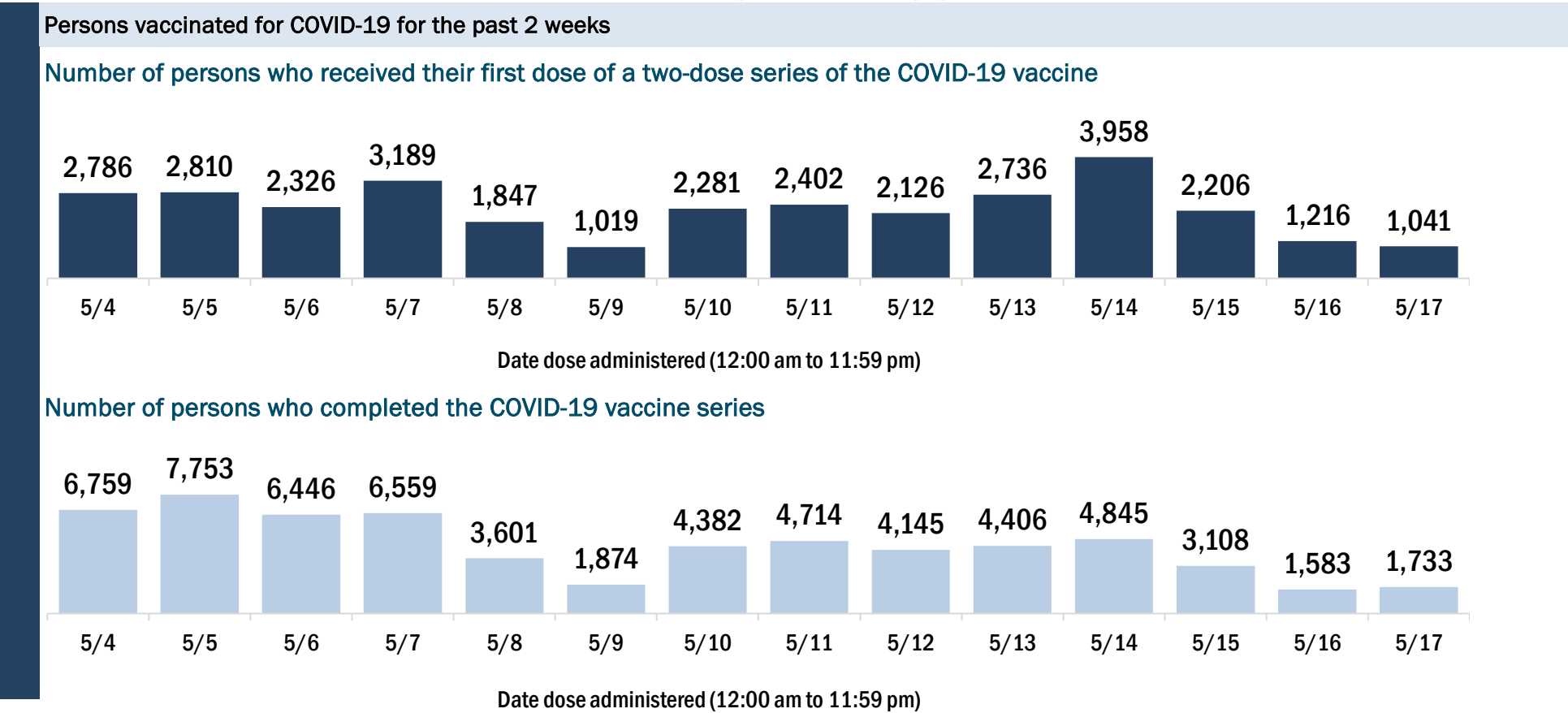
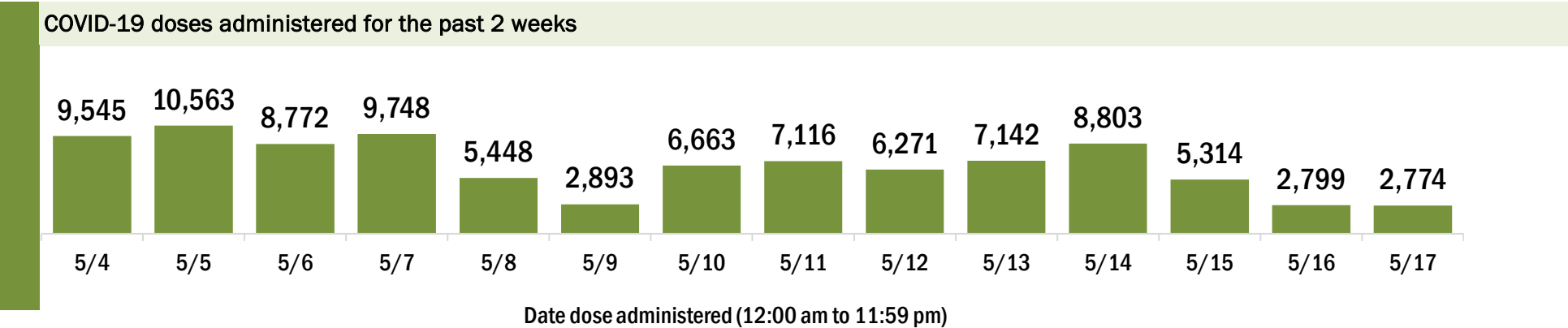
Data in this report are provisional and subject to change.

Data in this summary pertain to COVID-19 vaccines approved by the U.S. Food and Drug Administration and have been issued an Emergency Use Authorization (Janssen COVID-19 Vaccine, Moderna COVID-19 Vaccine and Pfizer-BioNTech COVID-19 Vaccine). These data summarize the number of people who have received either their first dose or have completed the series for a COVID-19 vaccine. **A person can only be counted in one category, first dose or series complete.** For persons receiving Moderna or Pfizer vaccines, once they receive their second dose, they are moved from the first dose column to the series completed column. **Because of this, the total first dose category may show a change from report to report not matching the total receiving their first dose from the previous day.** Persons receiving Johnson & Johnson vaccines will always be counted in the series completed column.

COVID-19 doses for vaccinated persons in Florida	
Doses administered	993,168
People receiving one dose of a 1-dose series (Johnson & Johnson) or receiving only one dose of a 2-dose series (Moderna, Pfizer) count once. Persons receiving both doses of a 2-dose series count twice.	

Current status of persons vaccinated for COVID-19 in Florida	
Total people vaccinated	599,243
First dose	147,216
Series completed	452,027
Completed 1-dose series	58,102
Completed 2-dose series	393,925
First dose: current number of people who have only received their first dose of the Moderna or Pfizer vaccine.	
Series complete: current number of people who have received both Moderna or Pfizer vaccine doses or one Johnson & Johnson dose and are considered fully immunized.	

Demographic summary	First dose	Series complete	Total people vaccinated
Age group	147,216	452,027	599,243
12-14 years	2,001	0	2,001
15-24 years	16,745	34,556	51,301
25-34 years	19,279	53,319	72,598
35-44 years	19,817	65,855	85,672
45-54 years	19,676	78,932	98,608
55-64 years	20,089	93,253	113,342
65-74 years	29,512	75,607	105,119
75-84 years	15,130	37,319	52,449
85+ years	4,967	13,186	18,153
Race	147,216	452,027	599,243
White	89,035	291,113	380,148
Black	11,384	30,417	41,801
American Indian/Alaskan	694	1,234	1,928
Other	21,545	63,165	84,710
Unknown	24,558	66,098	90,656
Other race includes Asian, native Hawaiian/Pacific Islander, or other.			
Ethnicity	147,216	452,027	599,243
Hispanic	25,961	50,243	76,204
Non-Hispanic	69,390	256,496	325,886
Unknown	51,865	145,288	197,153
Gender	147,216	452,027	599,243
Female	77,442	250,116	327,558
Male	69,543	201,610	271,153
Unknown	231	301	532



COVID-19: Holmes County vaccine summary

Vaccination data through May 17, 2021 as of May 18, 2021 at 12:05 AM

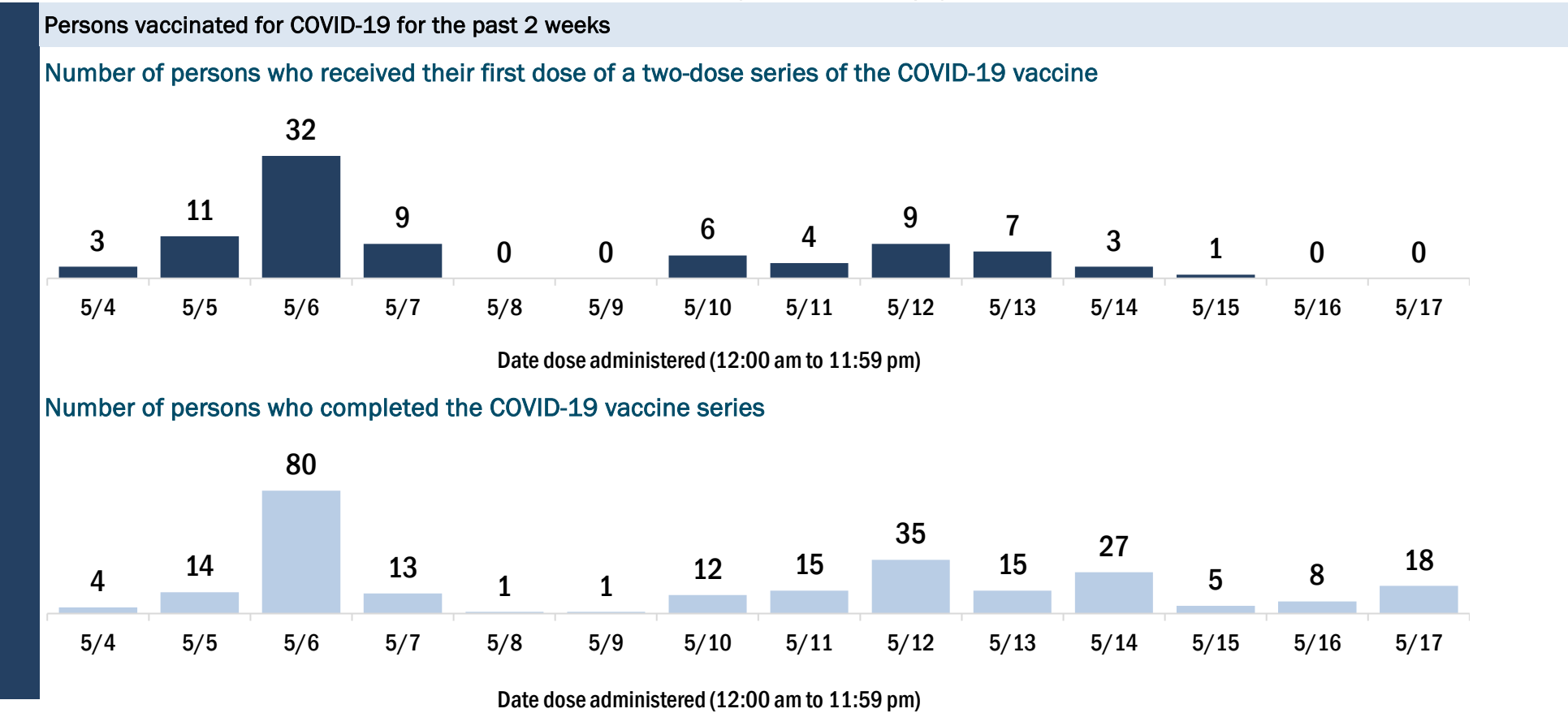
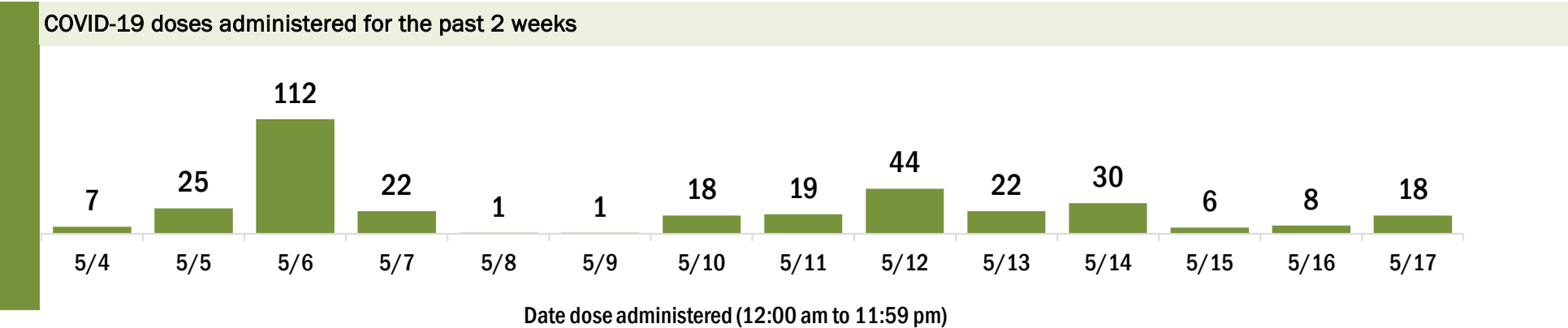
Data in this report are provisional and subject to change.

Data in this summary pertain to COVID-19 vaccines approved by the U.S. Food and Drug Administration and have been issued an Emergency Use Authorization (Janssen COVID-19 Vaccine, Moderna COVID-19 Vaccine and Pfizer-BioNTech COVID-19 Vaccine). These data summarize the number of people who have received either their first dose or have completed the series for a COVID-19 vaccine. **A person can only be counted in one category, first dose or series complete.** For persons receiving Moderna or Pfizer vaccines, once they receive their second dose, they are moved from the first dose column to the series completed column. **Because of this, the total first dose category may show a change from report to report not matching the total receiving their first dose from the previous day.** Persons receiving Johnson & Johnson vaccines will always be counted in the series completed column.

COVID-19 doses for vaccinated persons in Florida	
Doses administered	7,035
People receiving one dose of a 1-dose series (Johnson & Johnson) or receiving only one dose of a 2-dose series (Moderna, Pfizer) count once. Persons receiving both doses of a 2-dose series count twice.	

Current status of persons vaccinated for COVID-19 in Florida	
Total people vaccinated	4,158
First dose	924
Series completed	3,234
Completed 1-dose series	357
Completed 2-dose series	2,877
First dose: current number of people who have only received their first dose of the Moderna or Pfizer vaccine.	
Series complete: current number of people who have received both Moderna or Pfizer vaccine doses or one Johnson & Johnson dose and are considered fully immunized.	

Demographic summary	First dose	Series complete	Total people vaccinated
Age group	924	3,234	4,158
12-14 years	1	0	1
15-24 years	50	62	112
25-34 years	117	113	230
35-44 years	154	187	341
45-54 years	173	326	499
55-64 years	205	672	877
65-74 years	130	1,036	1,166
75-84 years	69	665	734
85+ years	25	173	198
Race	924	3,234	4,158
White	634	2,786	3,420
Black	168	114	282
American Indian/Alaskan	6	35	41
Other	66	179	245
Unknown	50	120	170
Other race includes Asian, native Hawaiian/Pacific Islander, or other.			
Ethnicity	924	3,234	4,158
Hispanic	45	39	84
Non-Hispanic	728	2,711	3,439
Unknown	151	484	635
Gender	924	3,234	4,158
Female	290	1,766	2,056
Male	634	1,468	2,102
Unknown	0	0	0



COVID-19: Indian River County vaccine summary

Vaccination data through May 17, 2021 as of May 18, 2021 at 12:05 AM

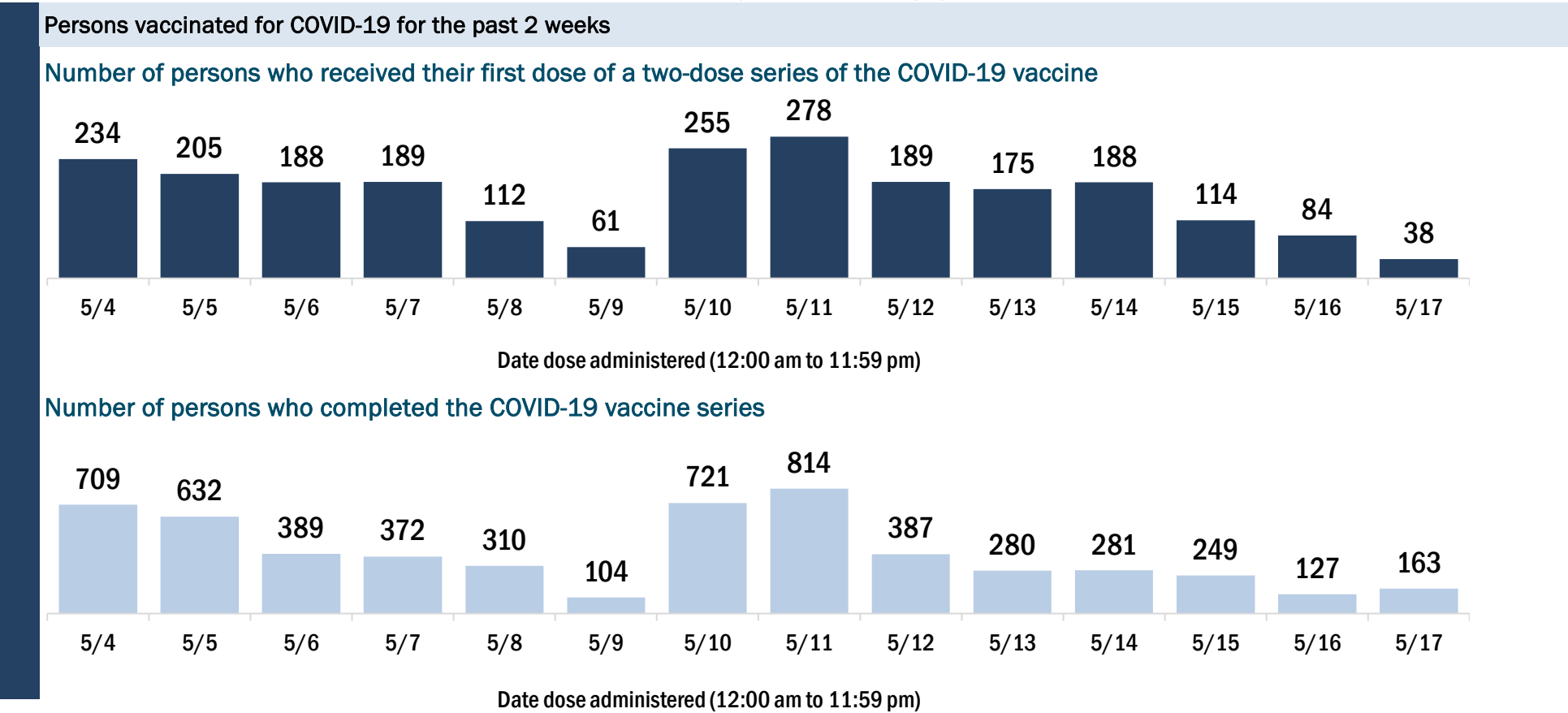
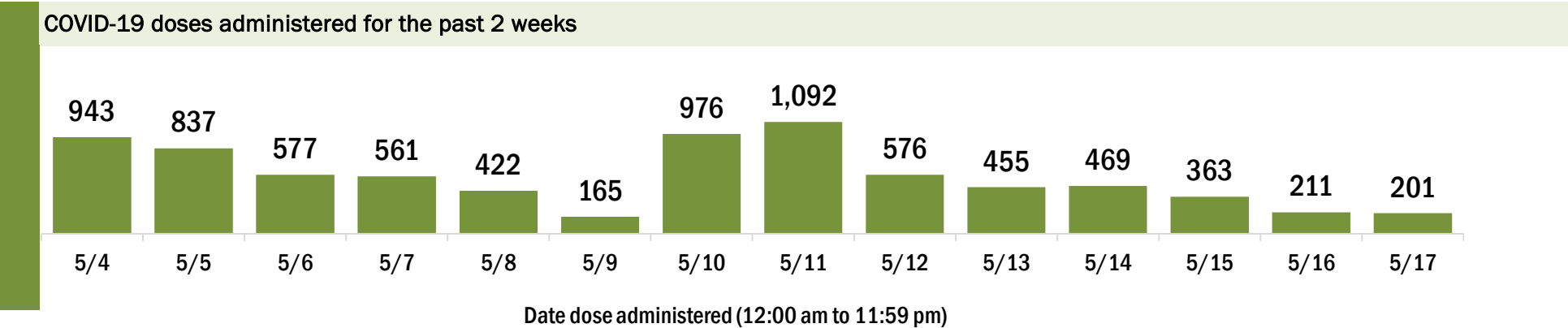
Data in this report are provisional and subject to change.

Data in this summary pertain to COVID-19 vaccines approved by the U.S. Food and Drug Administration and have been issued an Emergency Use Authorization (Janssen COVID-19 Vaccine, Moderna COVID-19 Vaccine and Pfizer-BioNTech COVID-19 Vaccine). These data summarize the number of people who have received either their first dose or have completed the series for a COVID-19 vaccine. **A person can only be counted in one category, first dose or series complete.** For persons receiving Moderna or Pfizer vaccines, once they receive their second dose, they are moved from the first dose column to the series completed column. **Because of this, the total first dose category may show a change from report to report not matching the total receiving their first dose from the previous day.** Persons receiving Johnson & Johnson vaccines will always be counted in the series completed column.

COVID-19 doses for vaccinated persons in Florida	
Doses administered	147,206
People receiving one dose of a 1-dose series (Johnson & Johnson) or receiving only one dose of a 2-dose series (Moderna, Pfizer) count once. Persons receiving both doses of a 2-dose series count twice.	

Current status of persons vaccinated for COVID-19 in Florida	
Total people vaccinated	85,270
First dose	20,475
Series completed	64,795
Completed 1-dose series	2,859
Completed 2-dose series	61,936
First dose: current number of people who have only received their first dose of the Moderna or Pfizer vaccine.	
Series complete: current number of people who have received both Moderna or Pfizer vaccine doses or one Johnson & Johnson dose and are considered fully immunized.	

Demographic summary	First dose	Series complete	Total people vaccinated
Age group	20,475	64,795	85,270
12-14 years	39	0	39
15-24 years	1,181	1,718	2,899
25-34 years	1,358	2,437	3,795
35-44 years	1,540	3,353	4,893
45-54 years	2,149	5,735	7,884
55-64 years	3,807	12,603	16,410
65-74 years	4,909	21,389	26,298
75-84 years	3,795	13,154	16,949
85+ years	1,697	4,406	6,103
Race	20,475	64,795	85,270
White	14,785	47,381	62,166
Black	1,073	2,097	3,170
American Indian/Alaskan	136	326	462
Other	1,550	4,741	6,291
Unknown	2,931	10,250	13,181
Other race includes Asian, native Hawaiian/Pacific Islander, or other.			
Ethnicity	20,475	64,795	85,270
Hispanic	1,995	3,115	5,110
Non-Hispanic	9,814	39,792	49,606
Unknown	8,666	21,888	30,554
Gender	20,475	64,795	85,270
Female	10,776	35,988	46,764
Male	9,673	28,771	38,444
Unknown	26	36	62



COVID-19: Jackson County vaccine summary

Vaccination data through May 17, 2021 as of May 18, 2021 at 12:05 AM

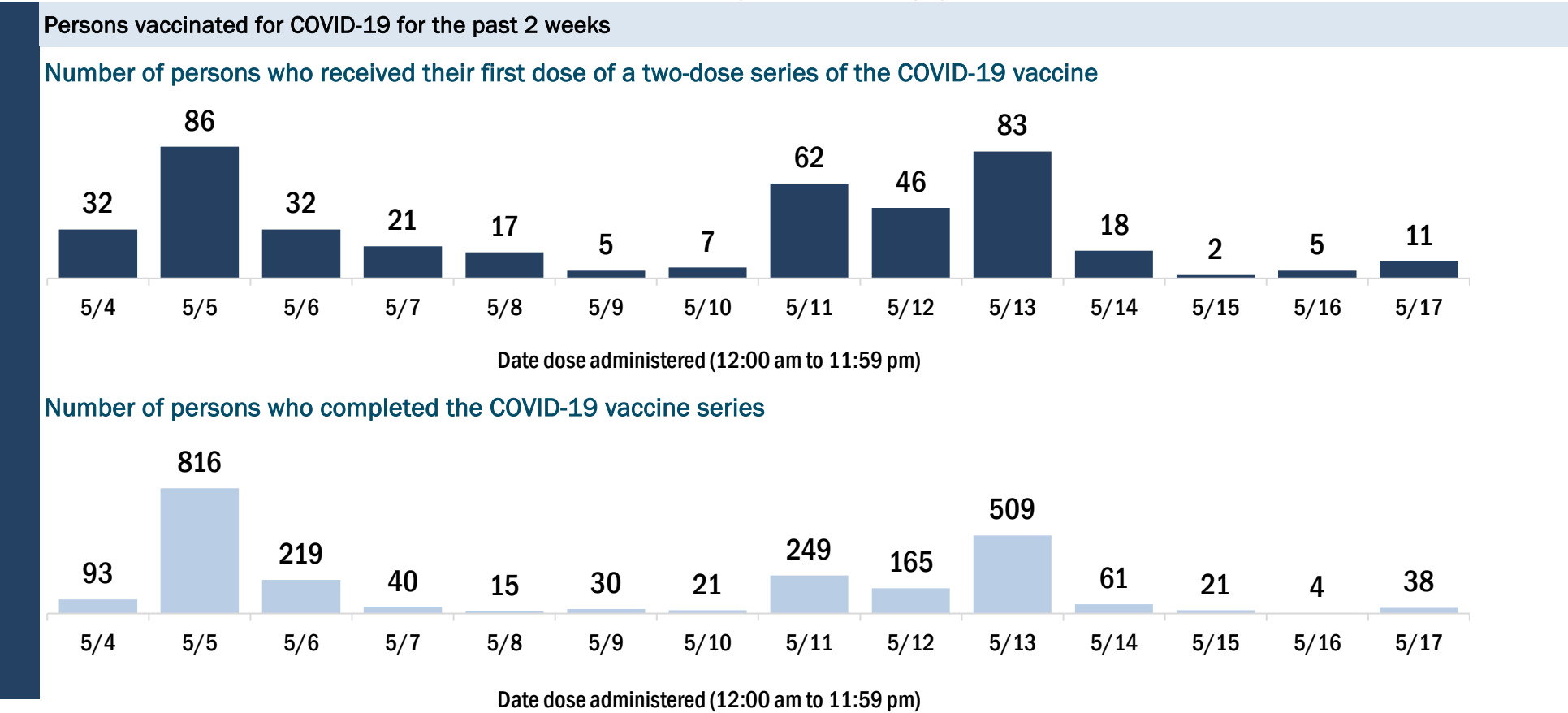
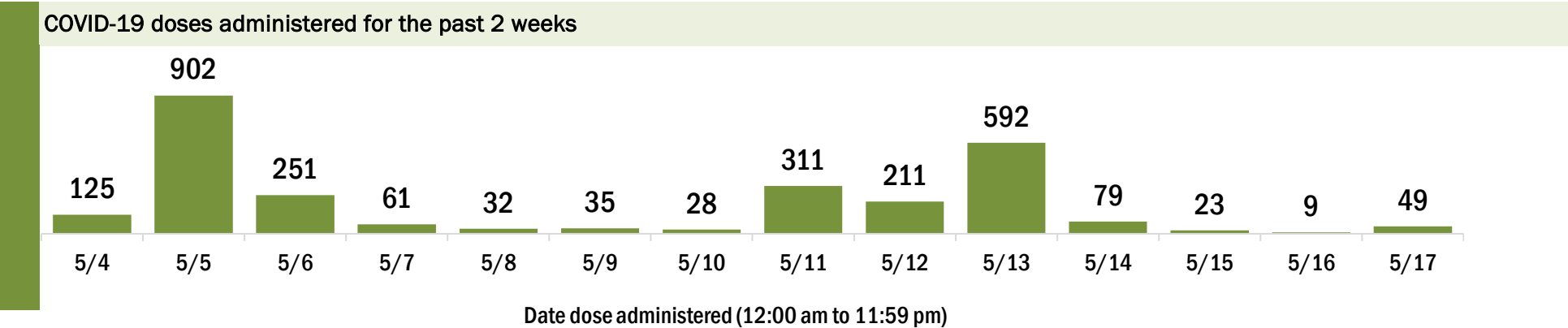
Data in this report are provisional and subject to change.

Data in this summary pertain to COVID-19 vaccines approved by the U.S. Food and Drug Administration and have been issued an Emergency Use Authorization (Janssen COVID-19 Vaccine, Moderna COVID-19 Vaccine and Pfizer-BioNTech COVID-19 Vaccine). These data summarize the number of people who have received either their first dose or have completed the series for a COVID-19 vaccine. **A person can only be counted in one category, first dose or series complete.** For persons receiving Moderna or Pfizer vaccines, once they receive their second dose, they are moved from the first dose column to the series completed column. **Because of this, the total first dose category may show a change from report to report not matching the total receiving their first dose from the previous day.** Persons receiving Johnson & Johnson vaccines will always be counted in the series completed column.

COVID-19 doses for vaccinated persons in Florida	
Doses administered	24,673
People receiving one dose of a 1-dose series (Johnson & Johnson) or receiving only one dose of a 2-dose series (Moderna, Pfizer) count once. Persons receiving both doses of a 2-dose series count twice.	

Current status of persons vaccinated for COVID-19 in Florida	
Total people vaccinated	13,944
First dose	2,263
Series completed	11,681
Completed 1-dose series	952
Completed 2-dose series	10,729
First dose: current number of people who have only received their first dose of the Moderna or Pfizer vaccine.	
Series complete: current number of people who have received both Moderna or Pfizer vaccine doses or one Johnson & Johnson dose and are considered fully immunized.	

Demographic summary	First dose	Series complete	Total people vaccinated
Age group	2,263	11,681	13,944
12-14 years	4	0	4
15-24 years	122	262	384
25-34 years	222	660	882
35-44 years	280	1,020	1,300
45-54 years	348	1,536	1,884
55-64 years	400	2,544	2,944
65-74 years	445	3,207	3,652
75-84 years	323	1,842	2,165
85+ years	119	610	729
Race	2,263	11,681	13,944
White	1,312	7,961	9,273
Black	529	2,639	3,168
American Indian/Alaskan	11	59	70
Other	128	492	620
Unknown	283	530	813
Other race includes Asian, native Hawaiian/Pacific Islander, or other.			
Ethnicity	2,263	11,681	13,944
Hispanic	84	313	397
Non-Hispanic	1,329	8,539	9,868
Unknown	850	2,829	3,679
Gender	2,263	11,681	13,944
Female	1,112	5,819	6,931
Male	1,150	5,862	7,012
Unknown	1	0	1



COVID-19: Jefferson County vaccine summary

Vaccination data through May 17, 2021 as of May 18, 2021 at 12:05 AM

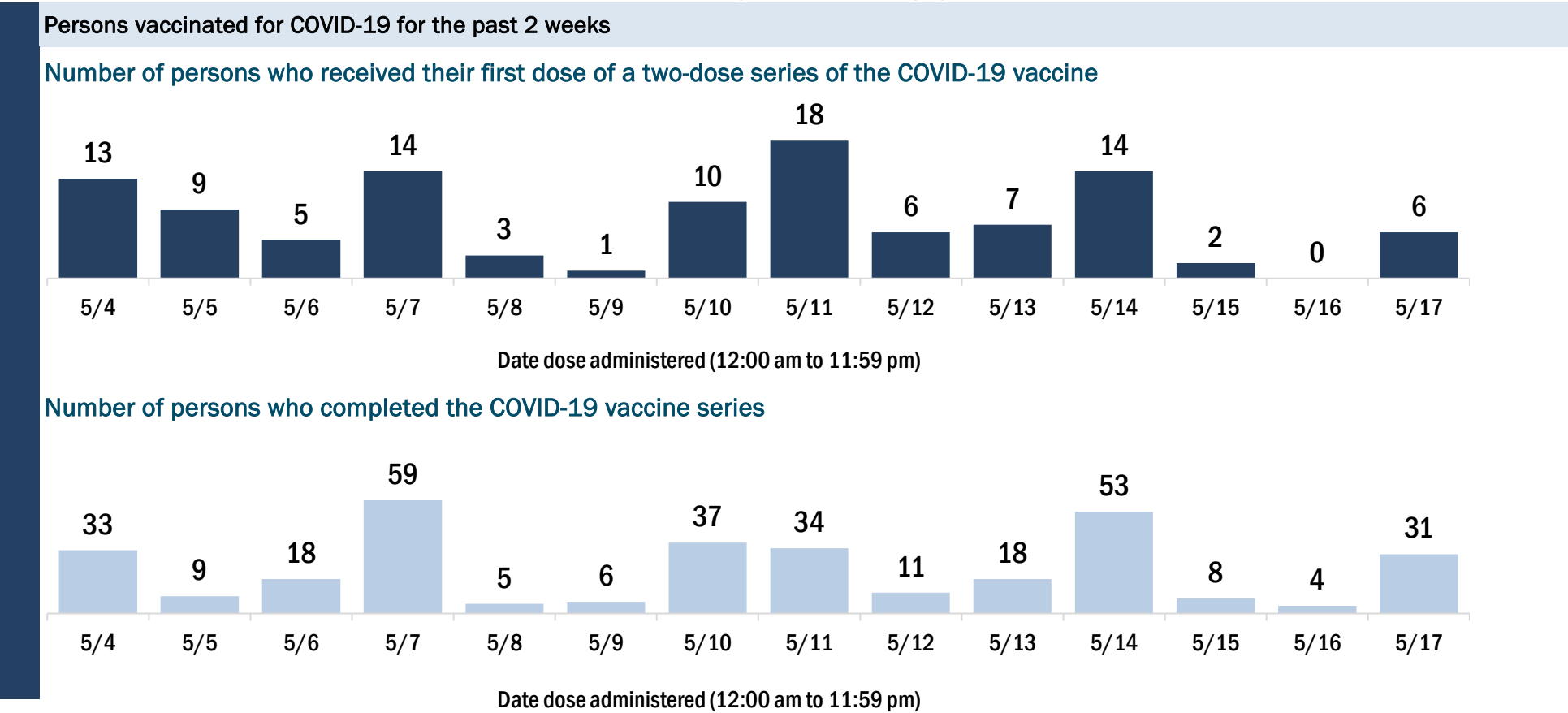
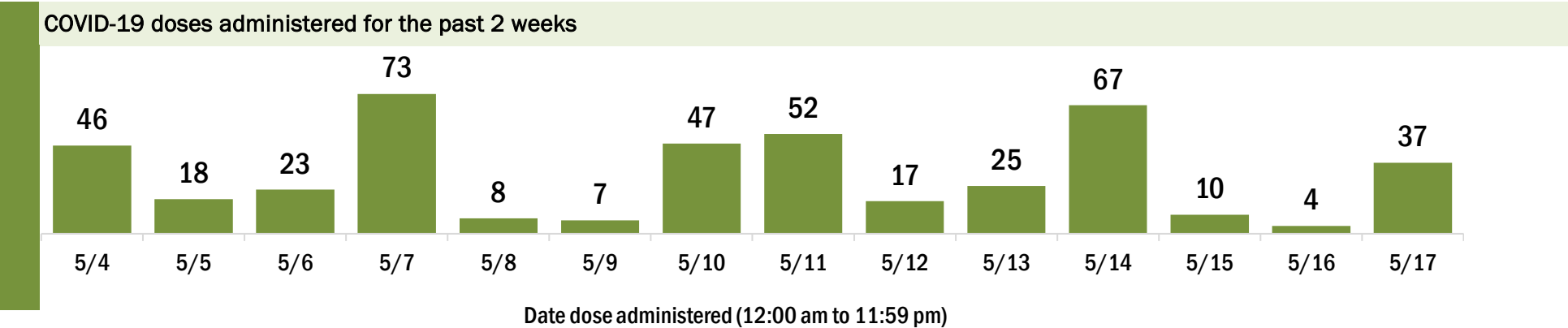
Data in this report are provisional and subject to change.

Data in this summary pertain to COVID-19 vaccines approved by the U.S. Food and Drug Administration and have been issued an Emergency Use Authorization (Janssen COVID-19 Vaccine, Moderna COVID-19 Vaccine and Pfizer-BioNTech COVID-19 Vaccine). These data summarize the number of people who have received either their first dose or have completed the series for a COVID-19 vaccine. **A person can only be counted in one category, first dose or series complete.** For persons receiving Moderna or Pfizer vaccines, once they receive their second dose, they are moved from the first dose column to the series completed column. **Because of this, the total first dose category may show a change from report to report not matching the total receiving their first dose from the previous day.** Persons receiving Johnson & Johnson vaccines will always be counted in the series completed column.

COVID-19 doses for vaccinated persons in Florida	
Doses administered	9,470
People receiving one dose of a 1-dose series (Johnson & Johnson) or receiving only one dose of a 2-dose series (Moderna, Pfizer) count once. Persons receiving both doses of a 2-dose series count twice.	

Current status of persons vaccinated for COVID-19 in Florida	
Total people vaccinated	5,377
First dose	959
Series completed	4,418
Completed 1-dose series	325
Completed 2-dose series	4,093
First dose: current number of people who have only received their first dose of the Moderna or Pfizer vaccine.	
Series complete: current number of people who have received both Moderna or Pfizer vaccine doses or one Johnson & Johnson dose and are considered fully immunized.	

Demographic summary	First dose	Series complete	Total people vaccinated
Age group	959	4,418	5,377
12-14 years	2	0	2
15-24 years	60	117	177
25-34 years	96	165	261
35-44 years	154	261	415
45-54 years	205	539	744
55-64 years	250	1,076	1,326
65-74 years	119	1,386	1,505
75-84 years	51	688	739
85+ years	22	186	208
Race	959	4,418	5,377
White	540	2,520	3,060
Black	279	1,059	1,338
American Indian/Alaskan	2	8	10
Other	85	554	639
Unknown	53	277	330
Other race includes Asian, native Hawaiian/Pacific Islander, or other.			
Ethnicity	959	4,418	5,377
Hispanic	23	106	129
Non-Hispanic	760	3,113	3,873
Unknown	176	1,199	1,375
Gender	959	4,418	5,377
Female	334	2,545	2,879
Male	625	1,873	2,498
Unknown	0	0	0



COVID-19: Lafayette County vaccine summary

Vaccination data through May 17, 2021 as of May 18, 2021 at 12:05 AM

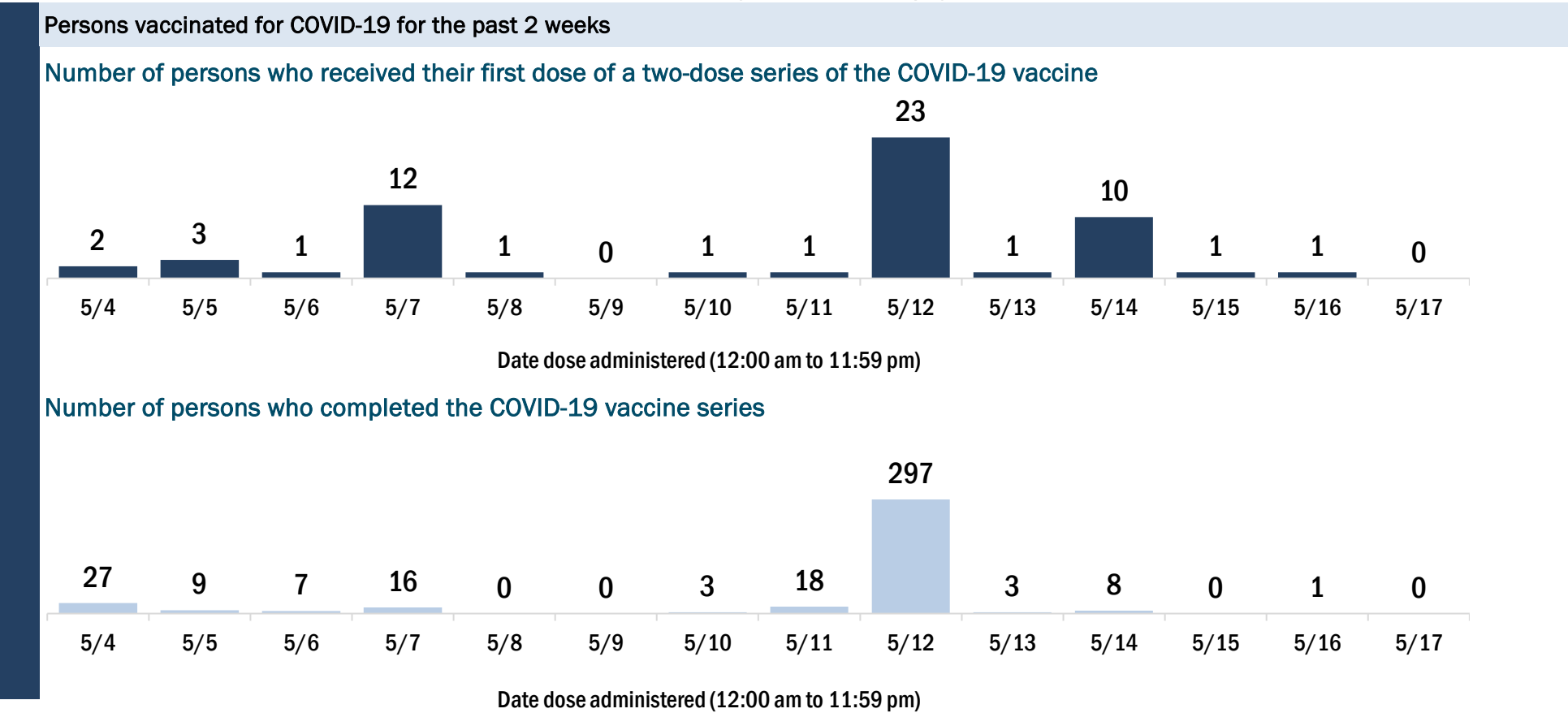
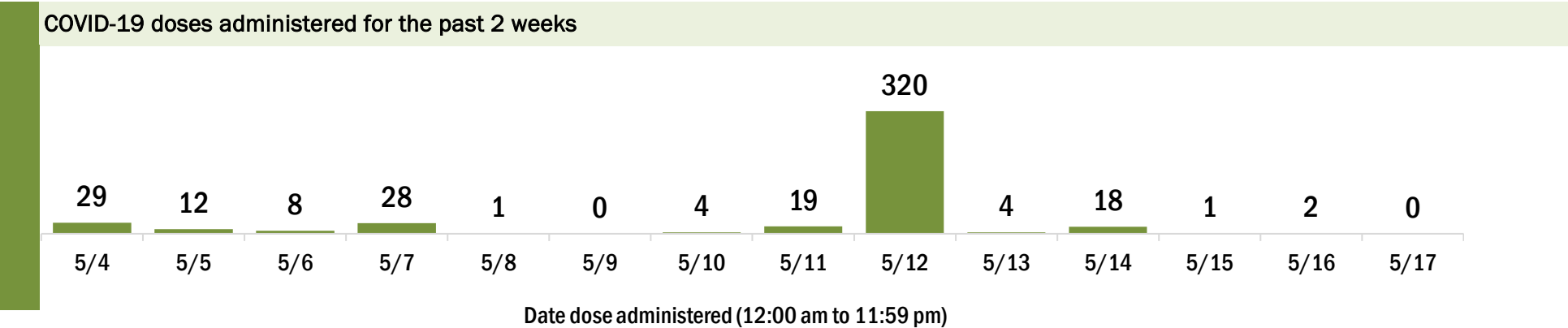
Data in this report are provisional and subject to change.

Data in this summary pertain to COVID-19 vaccines approved by the U.S. Food and Drug Administration and have been issued an Emergency Use Authorization (Janssen COVID-19 Vaccine, Moderna COVID-19 Vaccine and Pfizer-BioNTech COVID-19 Vaccine). These data summarize the number of people who have received either their first dose or have completed the series for a COVID-19 vaccine. **A person can only be counted in one category, first dose or series complete.** For persons receiving Moderna or Pfizer vaccines, once they receive their second dose, they are moved from the first dose column to the series completed column. **Because of this, the total first dose category may show a change from report to report not matching the total receiving their first dose from the previous day.** Persons receiving Johnson & Johnson vaccines will always be counted in the series completed column.

COVID-19 doses for vaccinated persons in Florida	
Doses administered	3,986
People receiving one dose of a 1-dose series (Johnson & Johnson) or receiving only one dose of a 2-dose series (Moderna, Pfizer) count once. Persons receiving both doses of a 2-dose series count twice.	

Current status of persons vaccinated for COVID-19 in Florida	
Total people vaccinated	2,208
First dose	375
Series completed	1,833
Completed 1-dose series	55
Completed 2-dose series	1,778
First dose: current number of people who have only received their first dose of the Moderna or Pfizer vaccine.	
Series complete: current number of people who have received both Moderna or Pfizer vaccine doses or one Johnson & Johnson dose and are considered fully immunized.	

Demographic summary	First dose	Series complete	Total people vaccinated
Age group	375	1,833	2,208
12-14 years	1	0	1
15-24 years	19	23	42
25-34 years	31	88	119
35-44 years	43	140	183
45-54 years	56	211	267
55-64 years	56	270	326
65-74 years	91	651	742
75-84 years	52	348	400
85+ years	26	102	128
Race	375	1,833	2,208
White	256	1,460	1,716
Black	34	172	206
American Indian/Alaskan	3	6	9
Other	25	112	137
Unknown	57	83	140
Other race includes Asian, native Hawaiian/Pacific Islander, or other.			
Ethnicity	375	1,833	2,208
Hispanic	22	97	119
Non-Hispanic	194	1,213	1,407
Unknown	159	523	682
Gender	375	1,833	2,208
Female	176	789	965
Male	198	1,044	1,242
Unknown	1	0	1



COVID-19: Lake County vaccine summary

Vaccination data through May 17, 2021 as of May 18, 2021 at 12:05 AM

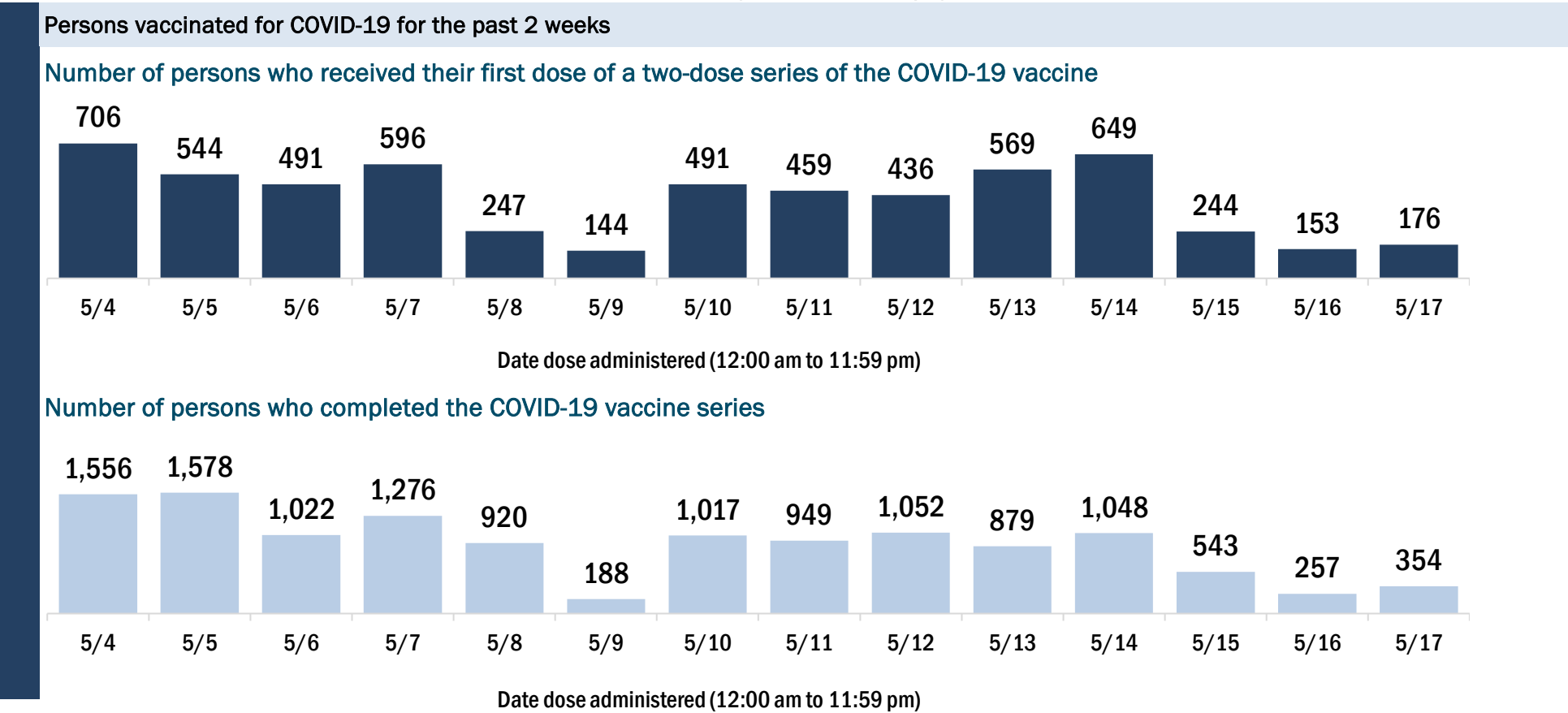
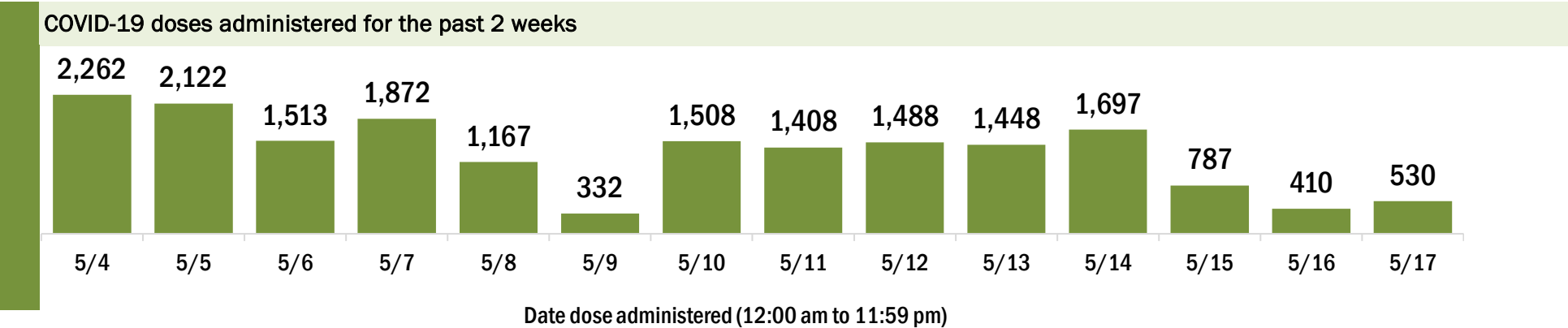
Data in this report are provisional and subject to change.

Data in this summary pertain to COVID-19 vaccines approved by the U.S. Food and Drug Administration and have been issued an Emergency Use Authorization (Janssen COVID-19 Vaccine, Moderna COVID-19 Vaccine and Pfizer-BioNTech COVID-19 Vaccine). These data summarize the number of people who have received either their first dose or have completed the series for a COVID-19 vaccine. **A person can only be counted in one category, first dose or series complete.** For persons receiving Moderna or Pfizer vaccines, once they receive their second dose, they are moved from the first dose column to the series completed column. **Because of this, the total first dose category may show a change from report to report not matching the total receiving their first dose from the previous day.** Persons receiving Johnson & Johnson vaccines will always be counted in the series completed column.

COVID-19 doses for vaccinated persons in Florida	
Doses administered	312,921
People receiving one dose of a 1-dose series (Johnson & Johnson) or receiving only one dose of a 2-dose series (Moderna, Pfizer) count once. Persons receiving both doses of a 2-dose series count twice.	

Current status of persons vaccinated for COVID-19 in Florida	
Total people vaccinated	174,919
First dose	28,809
Series completed	146,110
Completed 1-dose series	8,108
Completed 2-dose series	138,002
First dose: current number of people who have only received their first dose of the Moderna or Pfizer vaccine.	
Series complete: current number of people who have received both Moderna or Pfizer vaccine doses or one Johnson & Johnson dose and are considered fully immunized.	

Demographic summary	First dose	Series complete	Total people vaccinated
Age group	28,809	146,110	174,919
12-14 years	217	0	217
15-24 years	2,900	5,999	8,899
25-34 years	3,217	7,743	10,960
35-44 years	3,748	10,798	14,546
45-54 years	4,176	15,591	19,767
55-64 years	5,177	26,293	31,470
65-74 years	4,658	42,331	46,989
75-84 years	3,317	28,898	32,215
85+ years	1,399	8,457	9,856
Race	28,809	146,110	174,919
White	17,807	107,379	125,186
Black	1,976	7,747	9,723
American Indian/Alaskan	174	807	981
Other	3,328	13,255	16,583
Unknown	5,524	16,922	22,446
Other race includes Asian, native Hawaiian/Pacific Islander, or other.			
Ethnicity	28,809	146,110	174,919
Hispanic	3,770	11,844	15,614
Non-Hispanic	12,661	85,444	98,105
Unknown	12,378	48,822	61,200
Gender	28,809	146,110	174,919
Female	15,521	81,379	96,900
Male	13,236	64,612	77,848
Unknown	52	119	171



COVID-19: Lee County vaccine summary

Vaccination data through May 17, 2021 as of May 18, 2021 at 12:05 AM

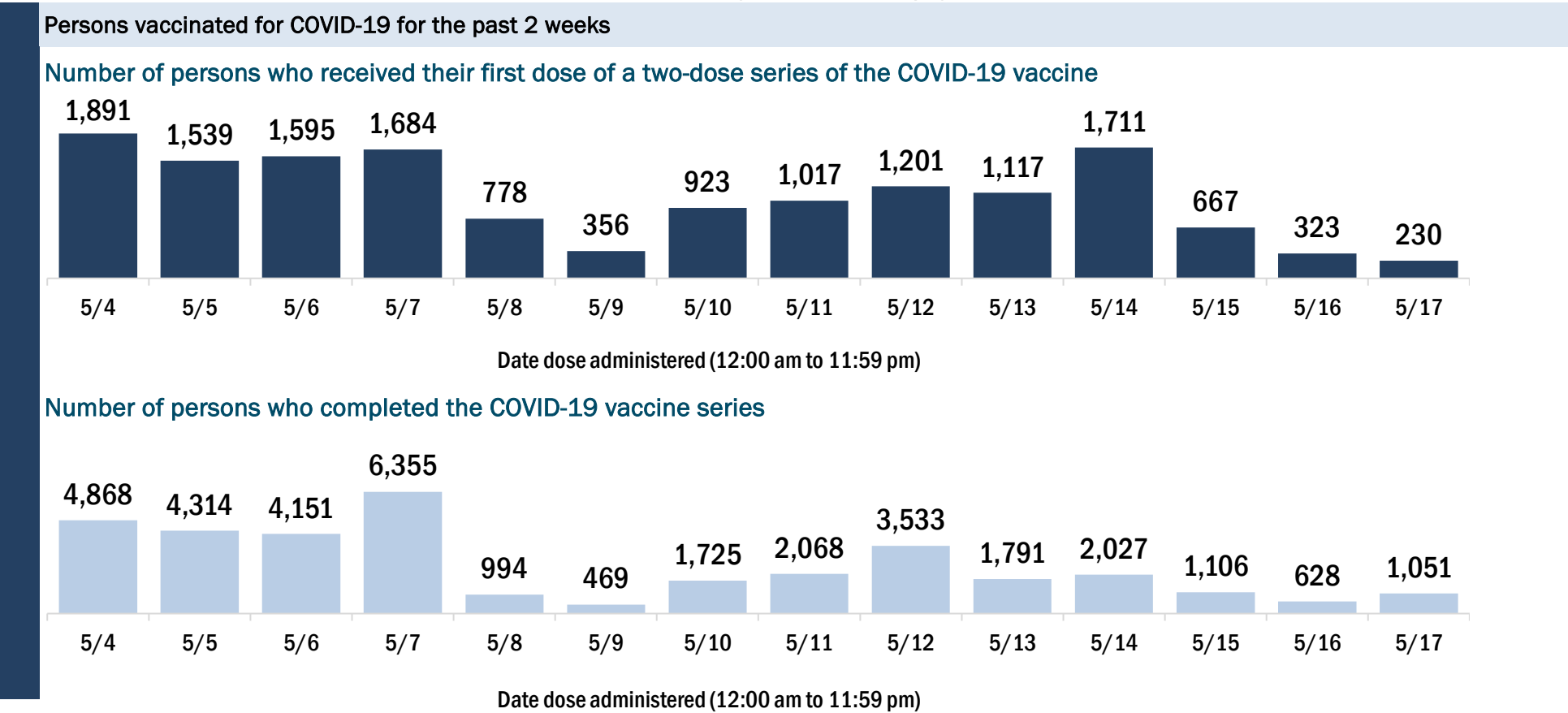
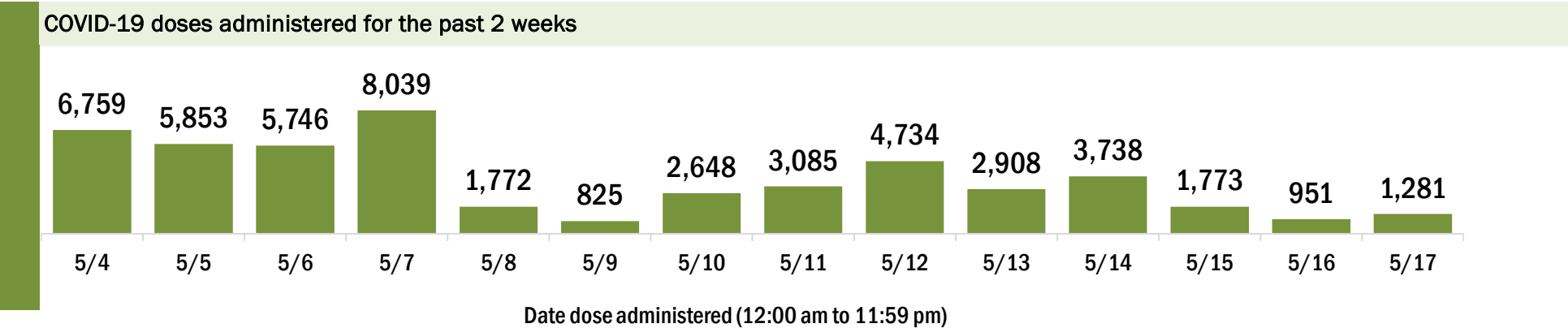
Data in this report are provisional and subject to change.

Data in this summary pertain to COVID-19 vaccines approved by the U.S. Food and Drug Administration and have been issued an Emergency Use Authorization (Janssen COVID-19 Vaccine, Moderna COVID-19 Vaccine and Pfizer-BioNTech COVID-19 Vaccine). These data summarize the number of people who have received either their first dose or have completed the series for a COVID-19 vaccine. **A person can only be counted in one category, first dose or series complete.** For persons receiving Moderna or Pfizer vaccines, once they receive their second dose, they are moved from the first dose column to the series completed column. **Because of this, the total first dose category may show a change from report to report not matching the total receiving their first dose from the previous day.** Persons receiving Johnson & Johnson vaccines will always be counted in the series completed column.

COVID-19 doses for vaccinated persons in Florida	
Doses administered	613,882
People receiving one dose of a 1-dose series (Johnson & Johnson) or receiving only one dose of a 2-dose series (Moderna, Pfizer) count once. Persons receiving both doses of a 2-dose series count twice.	

Current status of persons vaccinated for COVID-19 in Florida	
Total people vaccinated	347,919
First dose	65,309
Series completed	282,610
Completed 1-dose series	16,647
Completed 2-dose series	265,963
First dose: current number of people who have only received their first dose of the Moderna or Pfizer vaccine.	
Series complete: current number of people who have received both Moderna or Pfizer vaccine doses or one Johnson & Johnson dose and are considered fully immunized.	

Demographic summary	First dose	Series complete	Total people vaccinated
Age group	65,309	282,610	347,919
12-14 years	384	0	384
15-24 years	6,144	7,489	13,633
25-34 years	6,411	12,521	18,932
35-44 years	8,090	17,709	25,799
45-54 years	9,494	27,284	36,778
55-64 years	12,587	54,081	66,668
65-74 years	12,130	93,284	105,414
75-84 years	7,421	55,433	62,854
85+ years	2,648	14,809	17,457
Race	65,309	282,610	347,919
White	42,909	202,207	245,116
Black	3,038	7,399	10,437
American Indian/Alaskan	276	984	1,260
Other	6,667	19,606	26,273
Unknown	12,419	52,414	64,833
Other race includes Asian, native Hawaiian/Pacific Islander, or other.			
Ethnicity	65,309	282,610	347,919
Hispanic	12,380	24,170	36,550
Non-Hispanic	29,657	160,500	190,157
Unknown	23,272	97,940	121,212
Gender	65,309	282,610	347,919
Female	34,601	155,644	190,245
Male	30,538	126,515	157,053
Unknown	170	451	621



COVID-19: Leon County vaccine summary

Vaccination data through May 17, 2021 as of May 18, 2021 at 12:05 AM

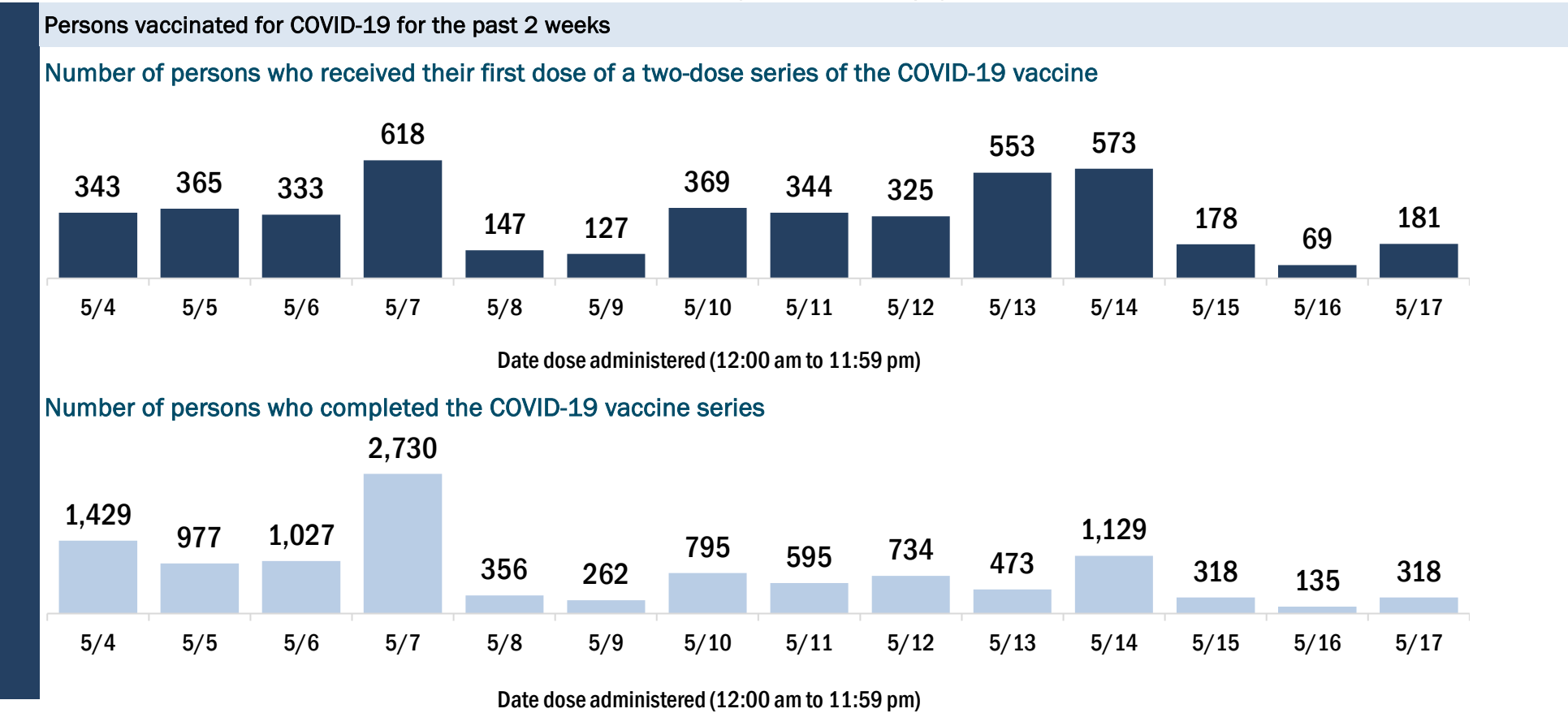
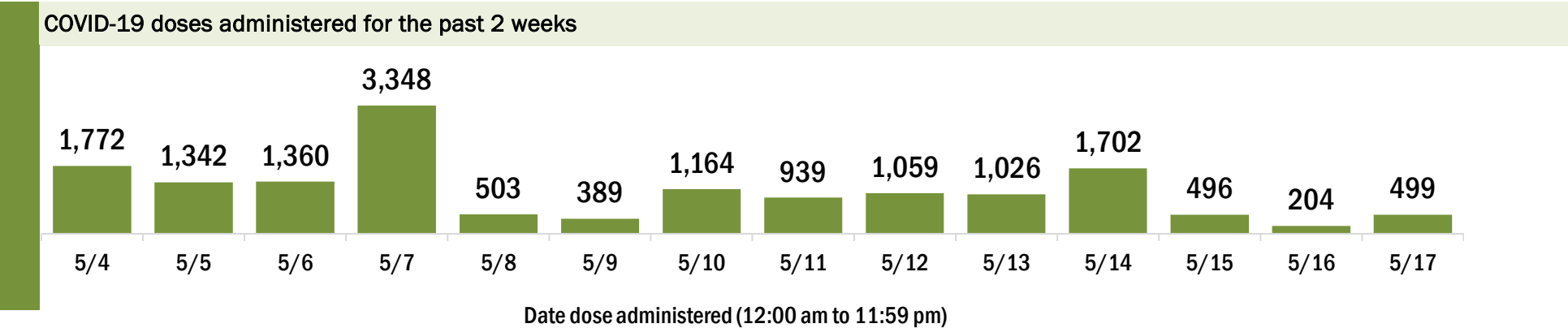
Data in this report are provisional and subject to change.

Data in this summary pertain to COVID-19 vaccines approved by the U.S. Food and Drug Administration and have been issued an Emergency Use Authorization (Janssen COVID-19 Vaccine, Moderna COVID-19 Vaccine and Pfizer-BioNTech COVID-19 Vaccine). These data summarize the number of people who have received either their first dose or have completed the series for a COVID-19 vaccine. **A person can only be counted in one category, first dose or series complete.** For persons receiving Moderna or Pfizer vaccines, once they receive their second dose, they are moved from the first dose column to the series completed column. **Because of this, the total first dose category may show a change from report to report not matching the total receiving their first dose from the previous day.** Persons receiving Johnson & Johnson vaccines will always be counted in the series completed column.

COVID-19 doses for vaccinated persons in Florida	
Doses administered	214,227
People receiving one dose of a 1-dose series (Johnson & Johnson) or receiving only one dose of a 2-dose series (Moderna, Pfizer) count once. Persons receiving both doses of a 2-dose series count twice.	

Current status of persons vaccinated for COVID-19 in Florida	
Total people vaccinated	119,390
First dose	19,523
Series completed	99,867
Completed 1-dose series	5,030
Completed 2-dose series	94,837
First dose: current number of people who have only received their first dose of the Moderna or Pfizer vaccine.	
Series complete: current number of people who have received both Moderna or Pfizer vaccine doses or one Johnson & Johnson dose and are considered fully immunized.	

Demographic summary	First dose	Series complete	Total people vaccinated
Age group	19,523	99,867	119,390
12-14 years	262	0	262
15-24 years	4,130	10,196	14,326
25-34 years	3,366	11,943	15,309
35-44 years	3,038	12,577	15,615
45-54 years	2,602	14,192	16,794
55-64 years	2,467	18,987	21,454
65-74 years	2,060	19,892	21,952
75-84 years	1,021	8,984	10,005
85+ years	577	3,096	3,673
Race	19,523	99,867	119,390
White	10,324	58,598	68,922
Black	3,580	14,105	17,685
American Indian/Alaskan	64	313	377
Other	2,584	17,391	19,975
Unknown	2,971	9,460	12,431
Other race includes Asian, native Hawaiian/Pacific Islander, or other.			
Ethnicity	19,523	99,867	119,390
Hispanic	1,434	4,935	6,369
Non-Hispanic	12,173	72,351	84,524
Unknown	5,916	22,581	28,497
Gender	19,523	99,867	119,390
Female	10,628	56,755	67,383
Male	8,848	43,069	51,917
Unknown	47	43	90



COVID-19: Levy County vaccine summary

Vaccination data through May 17, 2021 as of May 18, 2021 at 12:05 AM

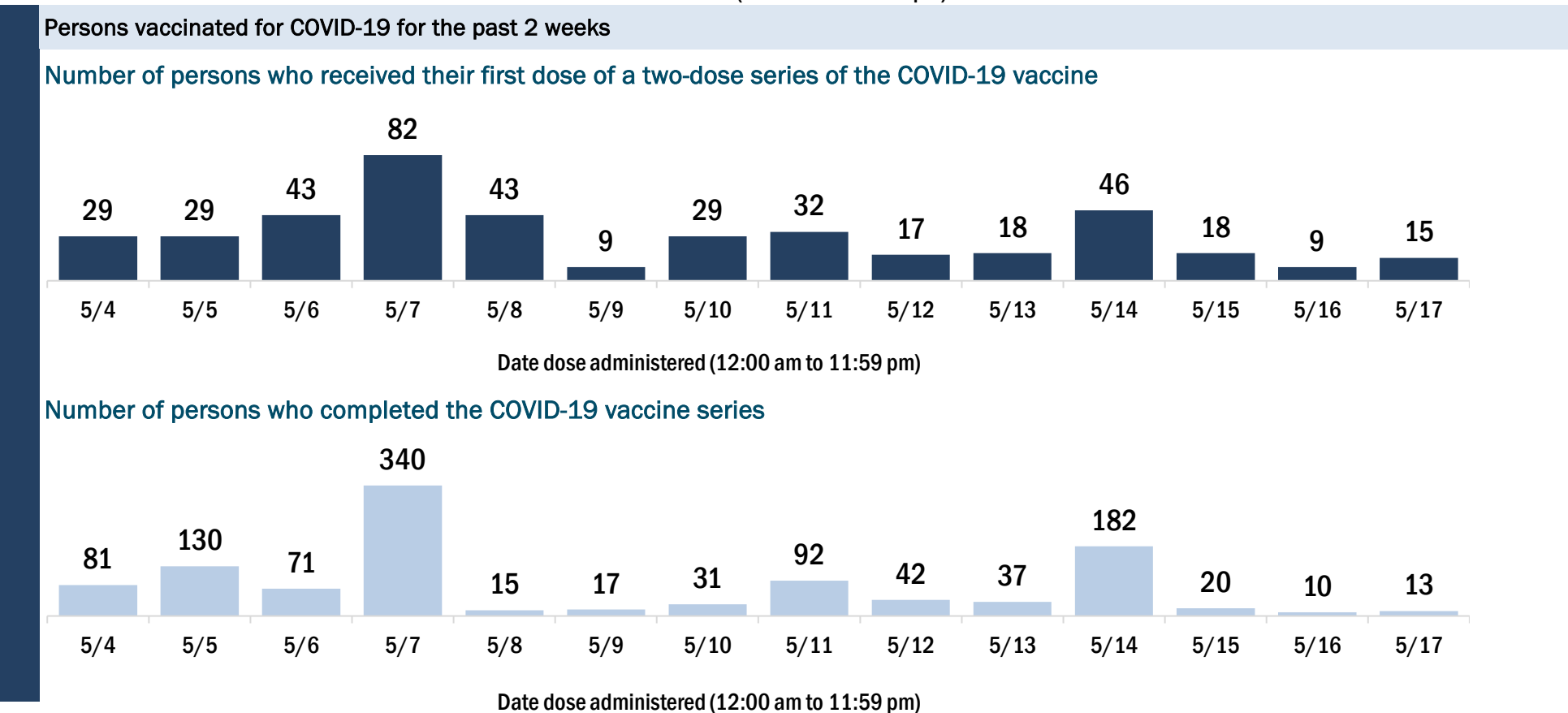
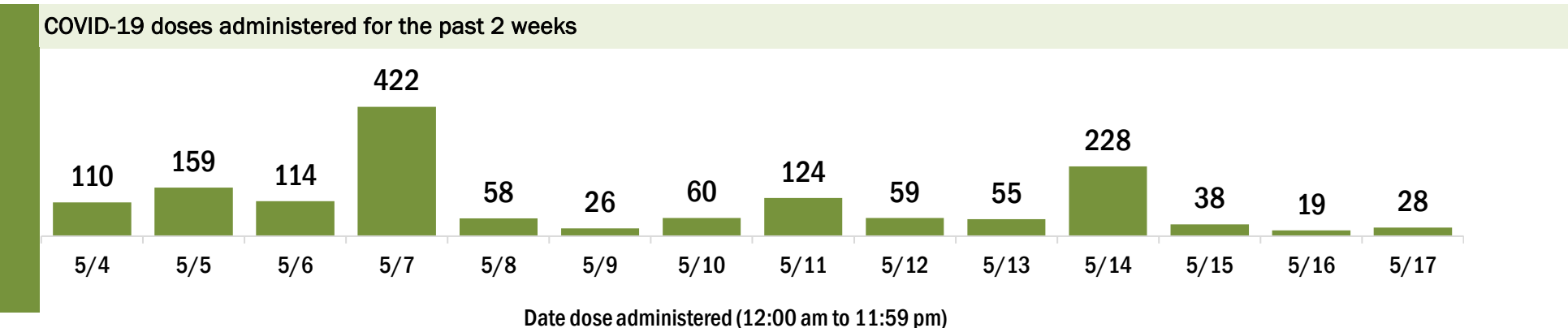
Data in this report are provisional and subject to change.

Data in this summary pertain to COVID-19 vaccines approved by the U.S. Food and Drug Administration and have been issued an Emergency Use Authorization (Janssen COVID-19 Vaccine, Moderna COVID-19 Vaccine and Pfizer-BioNTech COVID-19 Vaccine). These data summarize the number of people who have received either their first dose or have completed the series for a COVID-19 vaccine. **A person can only be counted in one category, first dose or series complete.** For persons receiving Moderna or Pfizer vaccines, once they receive their second dose, they are moved from the first dose column to the series completed column. **Because of this, the total first dose category may show a change from report to report not matching the total receiving their first dose from the previous day.** Persons receiving Johnson & Johnson vaccines will always be counted in the series completed column.

COVID-19 doses for vaccinated persons in Florida	
Doses administered	20,554
People receiving one dose of a 1-dose series (Johnson & Johnson) or receiving only one dose of a 2-dose series (Moderna, Pfizer) count once. Persons receiving both doses of a 2-dose series count twice.	

Current status of persons vaccinated for COVID-19 in Florida	
Total people vaccinated	11,815
First dose	1,806
Series completed	10,009
Completed 1-dose series	1,270
Completed 2-dose series	8,739
First dose: current number of people who have only received their first dose of the Moderna or Pfizer vaccine.	
Series complete: current number of people who have received both Moderna or Pfizer vaccine doses or one Johnson & Johnson dose and are considered fully immunized.	

Demographic summary	First dose	Series complete	Total people vaccinated
Age group	1,806	10,009	11,815
12-14 years	6	0	6
15-24 years	123	209	332
25-34 years	177	361	538
35-44 years	216	486	702
45-54 years	237	923	1,160
55-64 years	453	2,212	2,665
65-74 years	358	3,539	3,897
75-84 years	188	1,832	2,020
85+ years	48	447	495
Race	1,806	10,009	11,815
White	1,265	7,894	9,159
Black	185	669	854
American Indian/Alaskan	10	55	65
Other	155	566	721
Unknown	191	825	1,016
Other race includes Asian, native Hawaiian/Pacific Islander, or other.			
Ethnicity	1,806	10,009	11,815
Hispanic	150	482	632
Non-Hispanic	1,180	7,371	8,551
Unknown	476	2,156	2,632
Gender	1,806	10,009	11,815
Female	1,010	5,637	6,647
Male	793	4,372	5,165
Unknown	3	0	3



COVID-19: Liberty County vaccine summary

Vaccination data through May 17, 2021 as of May 18, 2021 at 12:05 AM

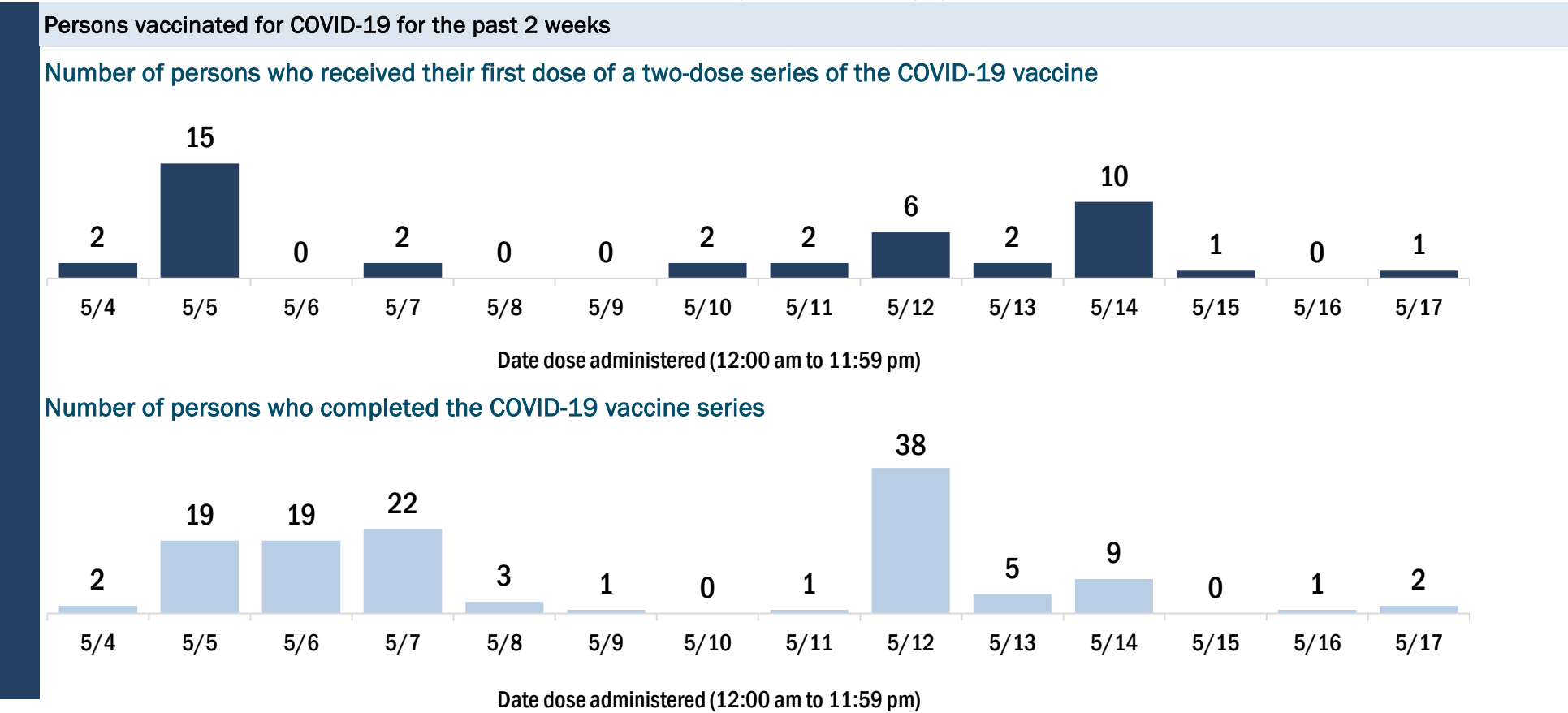
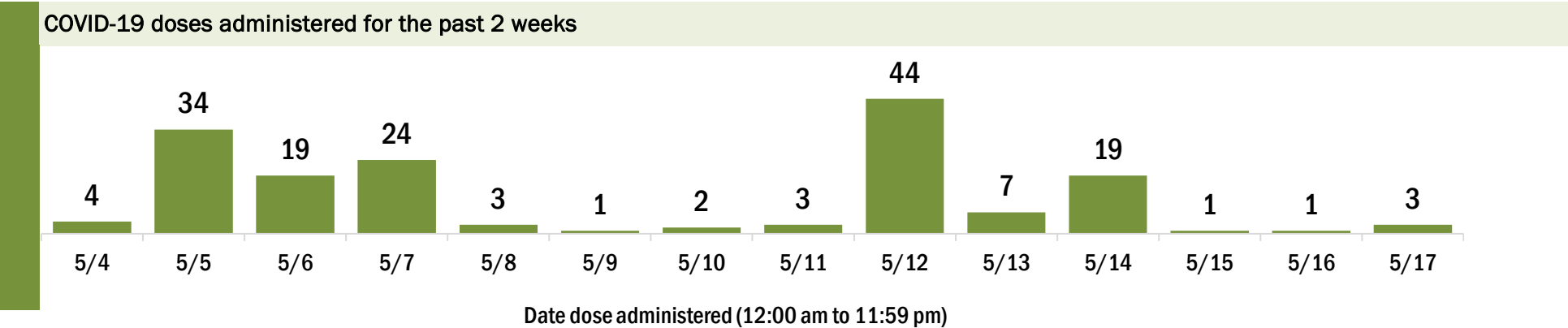
Data in this report are provisional and subject to change.

Data in this summary pertain to COVID-19 vaccines approved by the U.S. Food and Drug Administration and have been issued an Emergency Use Authorization (Janssen COVID-19 Vaccine, Moderna COVID-19 Vaccine and Pfizer-BioNTech COVID-19 Vaccine). These data summarize the number of people who have received either their first dose or have completed the series for a COVID-19 vaccine. **A person can only be counted in one category, first dose or series complete.** For persons receiving Moderna or Pfizer vaccines, once they receive their second dose, they are moved from the first dose column to the series completed column. **Because of this, the total first dose category may show a change from report to report not matching the total receiving their first dose from the previous day.** Persons receiving Johnson & Johnson vaccines will always be counted in the series completed column.

COVID-19 doses for vaccinated persons in Florida	
Doses administered	3,358
People receiving one dose of a 1-dose series (Johnson & Johnson) or receiving only one dose of a 2-dose series (Moderna, Pfizer) count once. Persons receiving both doses of a 2-dose series count twice.	

Current status of persons vaccinated for COVID-19 in Florida	
Total people vaccinated	2,058
First dose	663
Series completed	1,395
Completed 1-dose series	95
Completed 2-dose series	1,300
First dose: current number of people who have only received their first dose of the Moderna or Pfizer vaccine.	
Series complete: current number of people who have received both Moderna or Pfizer vaccine doses or one Johnson & Johnson dose and are considered fully immunized.	

Demographic summary	First dose	Series complete	Total people vaccinated
Age group	663	1,395	2,058
12-14 years	0	0	0
15-24 years	25	35	60
25-34 years	96	53	149
35-44 years	145	107	252
45-54 years	161	146	307
55-64 years	144	339	483
65-74 years	67	427	494
75-84 years	21	229	250
85+ years	4	59	63
Race	663	1,395	2,058
White	210	1,006	1,216
Black	83	132	215
American Indian/Alaskan	2	11	13
Other	33	116	149
Unknown	335	130	465
Other race includes Asian, native Hawaiian/Pacific Islander, or other.			
Ethnicity	663	1,395	2,058
Hispanic	12	23	35
Non-Hispanic	117	768	885
Unknown	534	604	1,138
Gender	663	1,395	2,058
Female	117	749	866
Male	546	646	1,192
Unknown	0	0	0



COVID-19: Madison County vaccine summary

Vaccination data through May 17, 2021 as of May 18, 2021 at 12:05 AM

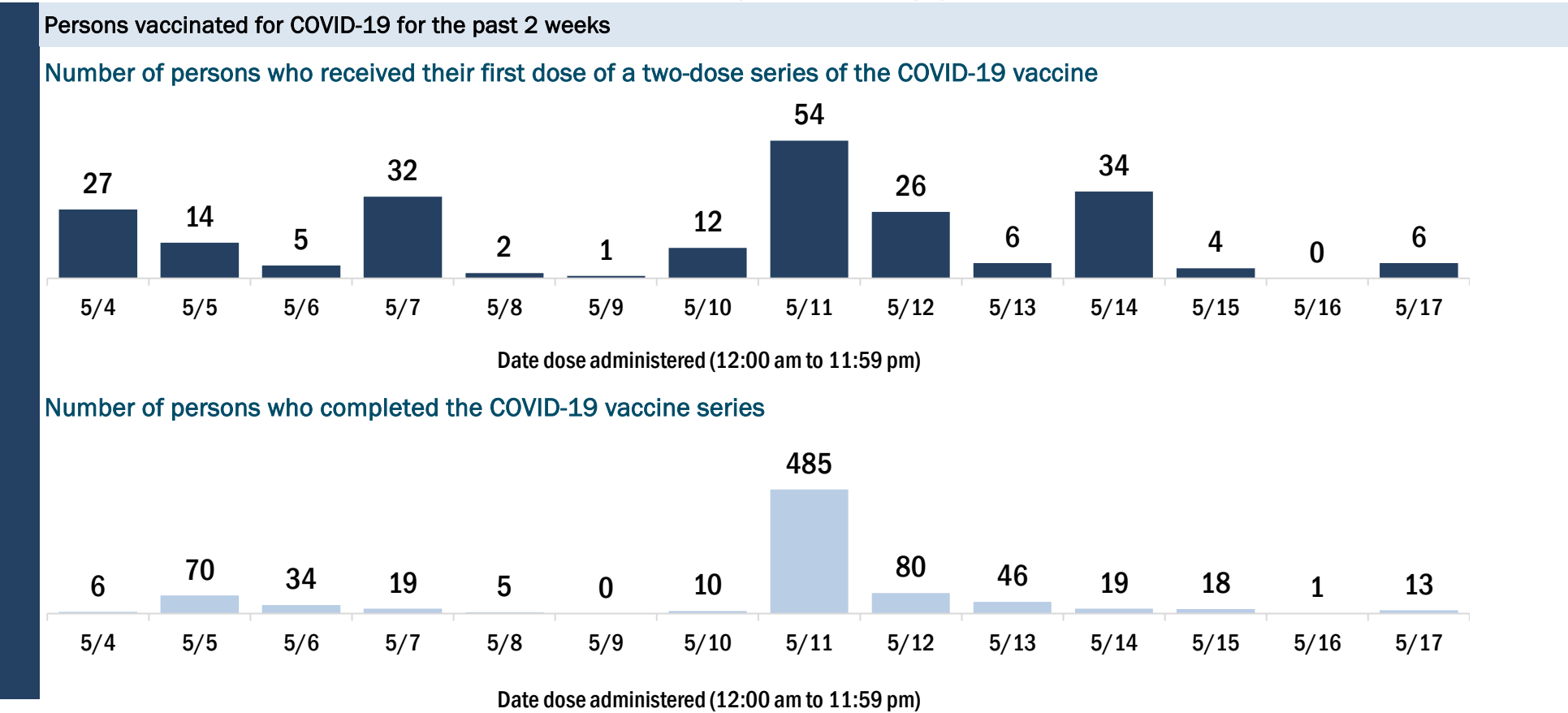
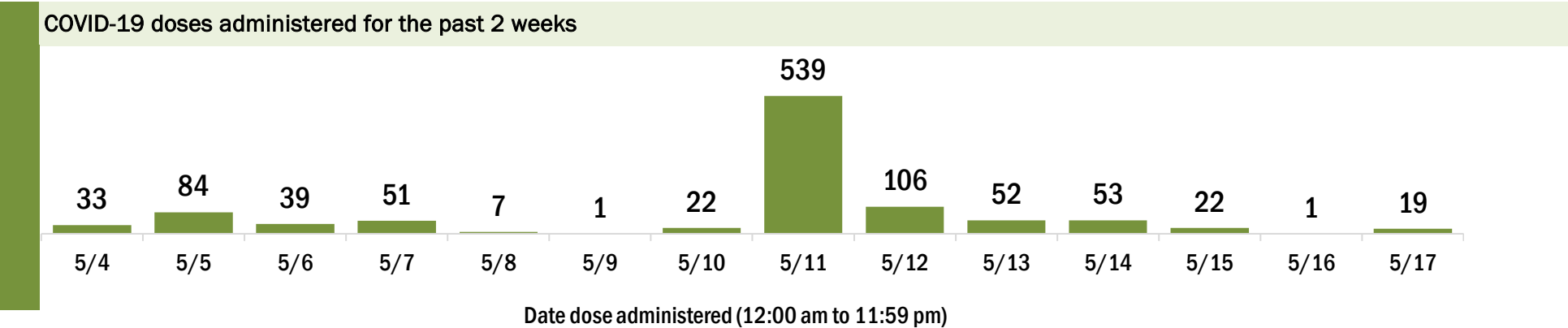
Data in this report are provisional and subject to change.

Data in this summary pertain to COVID-19 vaccines approved by the U.S. Food and Drug Administration and have been issued an Emergency Use Authorization (Janssen COVID-19 Vaccine, Moderna COVID-19 Vaccine and Pfizer-BioNTech COVID-19 Vaccine). These data summarize the number of people who have received either their first dose or have completed the series for a COVID-19 vaccine. **A person can only be counted in one category, first dose or series complete.** For persons receiving Moderna or Pfizer vaccines, once they receive their second dose, they are moved from the first dose column to the series completed column. **Because of this, the total first dose category may show a change from report to report not matching the total receiving their first dose from the previous day.** Persons receiving Johnson & Johnson vaccines will always be counted in the series completed column.

COVID-19 doses for vaccinated persons in Florida	
Doses administered	10,011
People receiving one dose of a 1-dose series (Johnson & Johnson) or receiving only one dose of a 2-dose series (Moderna, Pfizer) count once. Persons receiving both doses of a 2-dose series count twice.	

Current status of persons vaccinated for COVID-19 in Florida	
Total people vaccinated	5,733
First dose	1,004
Series completed	4,729
Completed 1-dose series	451
Completed 2-dose series	4,278
First dose: current number of people who have only received their first dose of the Moderna or Pfizer vaccine.	
Series complete: current number of people who have received both Moderna or Pfizer vaccine doses or one Johnson & Johnson dose and are considered fully immunized.	

Demographic summary	First dose	Series complete	Total people vaccinated
Age group	1,004	4,729	5,733
12-14 years	0	0	0
15-24 years	62	97	159
25-34 years	117	202	319
35-44 years	131	402	533
45-54 years	194	600	794
55-64 years	286	997	1,283
65-74 years	131	1,456	1,587
75-84 years	61	767	828
85+ years	22	208	230
Race	1,004	4,729	5,733
White	473	2,622	3,095
Black	357	1,481	1,838
American Indian/Alaskan	1	8	9
Other	83	374	457
Unknown	90	244	334
Other race includes Asian, native Hawaiian/Pacific Islander, or other.			
Ethnicity	1,004	4,729	5,733
Hispanic	67	209	276
Non-Hispanic	733	2,814	3,547
Unknown	204	1,706	1,910
Gender	1,004	4,729	5,733
Female	474	2,344	2,818
Male	530	2,385	2,915
Unknown	0	0	0



COVID-19: Manatee County vaccine summary

Vaccination data through May 17, 2021 as of May 18, 2021 at 12:05 AM

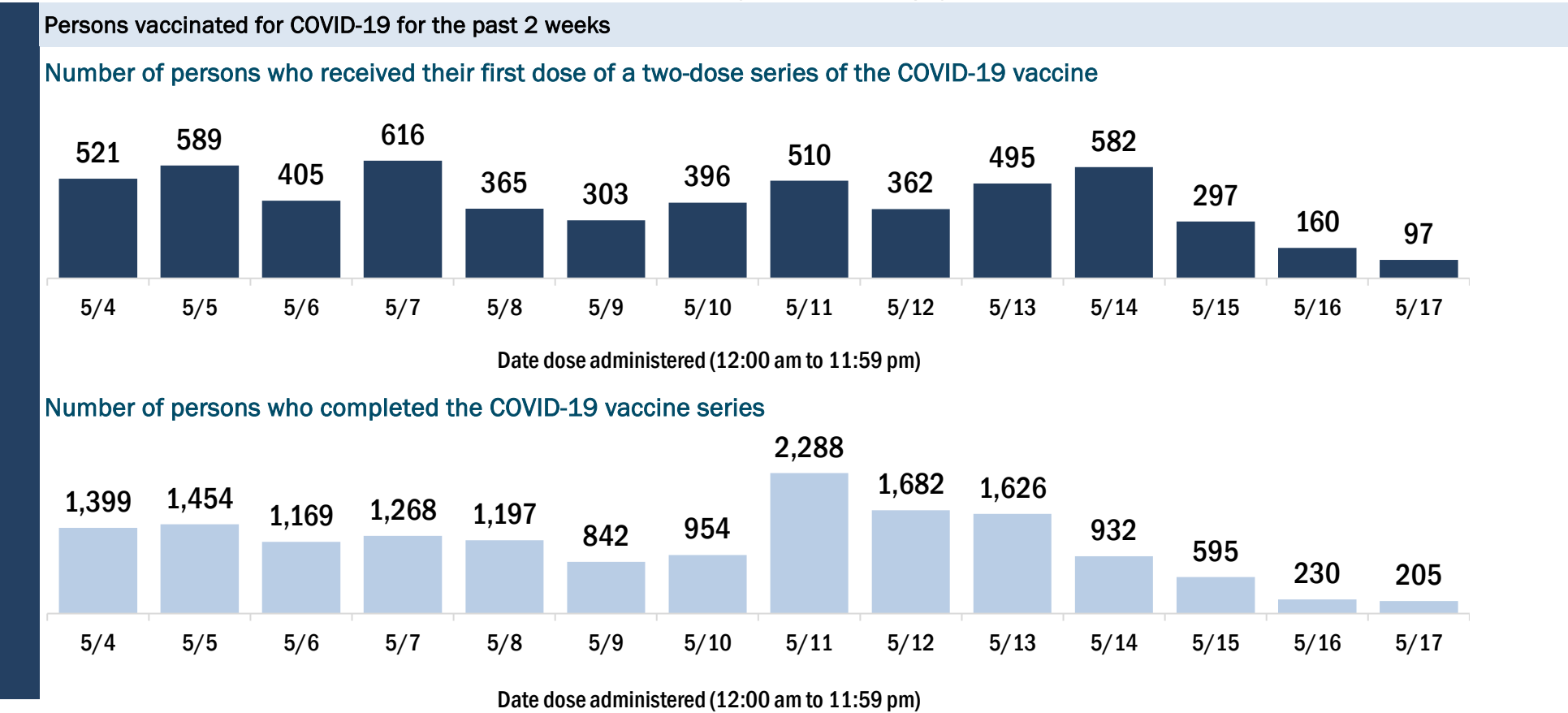
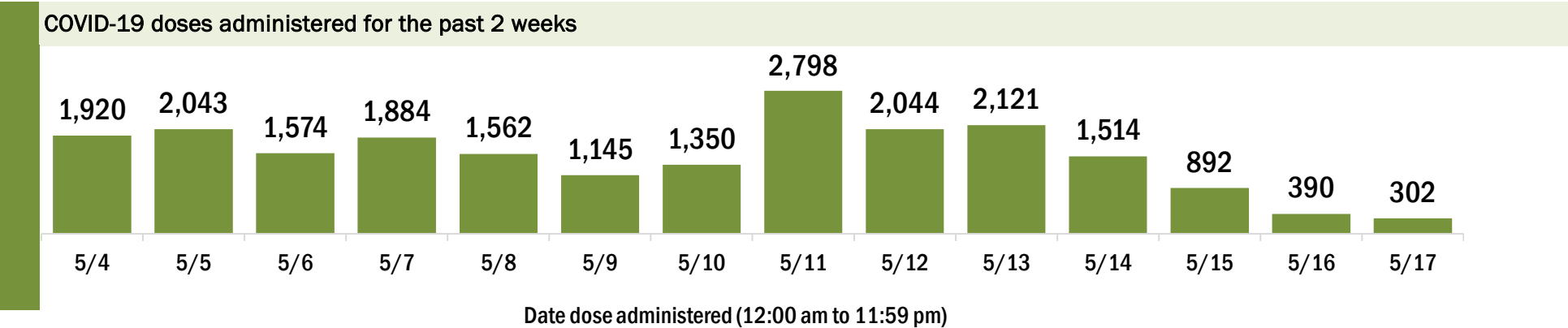
Data in this report are provisional and subject to change.

Data in this summary pertain to COVID-19 vaccines approved by the U.S. Food and Drug Administration and have been issued an Emergency Use Authorization (Janssen COVID-19 Vaccine, Moderna COVID-19 Vaccine and Pfizer-BioNTech COVID-19 Vaccine). These data summarize the number of people who have received either their first dose or have completed the series for a COVID-19 vaccine. **A person can only be counted in one category, first dose or series complete.** For persons receiving Moderna or Pfizer vaccines, once they receive their second dose, they are moved from the first dose column to the series completed column. **Because of this, the total first dose category may show a change from report to report not matching the total receiving their first dose from the previous day.** Persons receiving Johnson & Johnson vaccines will always be counted in the series completed column.

COVID-19 doses for vaccinated persons in Florida	
Doses administered	319,129
People receiving one dose of a 1-dose series (Johnson & Johnson) or receiving only one dose of a 2-dose series (Moderna, Pfizer) count once. Persons receiving both doses of a 2-dose series count twice.	

Current status of persons vaccinated for COVID-19 in Florida	
Total people vaccinated	180,467
First dose	33,958
Series completed	146,509
Completed 1-dose series	7,847
Completed 2-dose series	138,662
First dose: current number of people who have only received their first dose of the Moderna or Pfizer vaccine.	
Series complete: current number of people who have received both Moderna or Pfizer vaccine doses or one Johnson & Johnson dose and are considered fully immunized.	

Demographic summary	First dose	Series complete	Total people vaccinated
Age group	33,958	146,509	180,467
12-14 years	147	0	147
15-24 years	2,935	4,809	7,744
25-34 years	3,127	7,511	10,638
35-44 years	3,713	10,529	14,242
45-54 years	4,719	16,230	20,949
55-64 years	6,287	29,667	35,954
65-74 years	6,974	44,515	51,489
75-84 years	4,346	25,404	29,750
85+ years	1,710	7,844	9,554
Race	33,958	146,509	180,467
White	23,172	111,065	134,237
Black	1,418	4,724	6,142
American Indian/Alaskan	150	584	734
Other	3,077	11,496	14,573
Unknown	6,141	18,640	24,781
Other race includes Asian, native Hawaiian/Pacific Islander, or other.			
Ethnicity	33,958	146,509	180,467
Hispanic	3,728	9,126	12,854
Non-Hispanic	17,504	88,253	105,757
Unknown	12,726	49,130	61,856
Gender	33,958	146,509	180,467
Female	18,088	80,994	99,082
Male	15,758	65,433	81,191
Unknown	112	82	194



COVID-19: Marion County vaccine summary

Vaccination data through May 17, 2021 as of May 18, 2021 at 12:05 AM

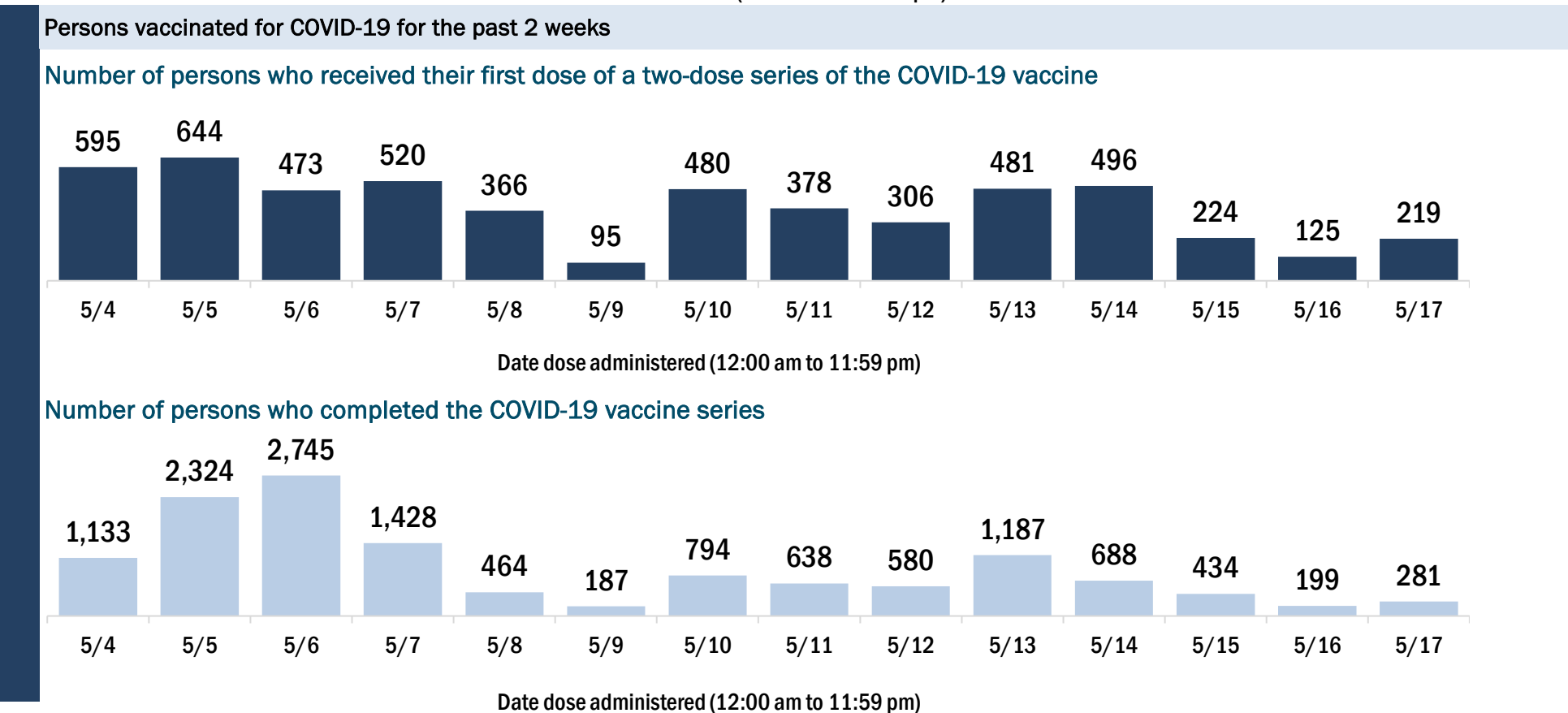
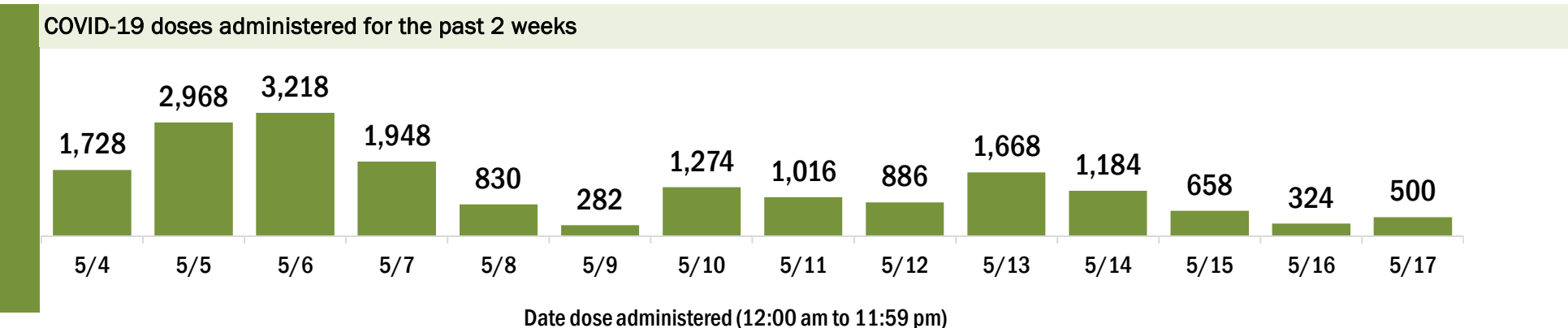
Data in this report are provisional and subject to change.

Data in this summary pertain to COVID-19 vaccines approved by the U.S. Food and Drug Administration and have been issued an Emergency Use Authorization (Janssen COVID-19 Vaccine, Moderna COVID-19 Vaccine and Pfizer-BioNTech COVID-19 Vaccine). These data summarize the number of people who have received either their first dose or have completed the series for a COVID-19 vaccine. **A person can only be counted in one category, first dose or series complete.** For persons receiving Moderna or Pfizer vaccines, once they receive their second dose, they are moved from the first dose column to the series completed column. **Because of this, the total first dose category may show a change from report to report not matching the total receiving their first dose from the previous day.** Persons receiving Johnson & Johnson vaccines will always be counted in the series completed column.

COVID-19 doses for vaccinated persons in Florida	
Doses administered	254,751
People receiving one dose of a 1-dose series (Johnson & Johnson) or receiving only one dose of a 2-dose series (Moderna, Pfizer) count once. Persons receiving both doses of a 2-dose series count twice.	

Current status of persons vaccinated for COVID-19 in Florida	
Total people vaccinated	142,078
First dose	23,293
Series completed	118,785
Completed 1-dose series	6,112
Completed 2-dose series	112,673
First dose: current number of people who have only received their first dose of the Moderna or Pfizer vaccine.	
Series complete: current number of people who have received both Moderna or Pfizer vaccine doses or one Johnson & Johnson dose and are considered fully immunized.	

Demographic summary	First dose	Series complete	Total people vaccinated
Age group	23,293	118,785	142,078
12-14 years	155	0	155
15-24 years	2,100	3,601	5,701
25-34 years	2,247	5,497	7,744
35-44 years	2,651	7,729	10,380
45-54 years	3,396	11,665	15,061
55-64 years	4,842	22,017	26,859
65-74 years	4,094	36,761	40,855
75-84 years	2,709	24,427	27,136
85+ years	1,099	7,088	8,187
Race	23,293	118,785	142,078
White	14,025	82,345	96,370
Black	1,993	8,384	10,377
American Indian/Alaskan	103	458	561
Other	2,943	11,038	13,981
Unknown	4,229	16,560	20,789
Other race includes Asian, native Hawaiian/Pacific Islander, or other.			
Ethnicity	23,293	118,785	142,078
Hispanic	3,194	9,799	12,993
Non-Hispanic	11,344	73,213	84,557
Unknown	8,755	35,773	44,528
Gender	23,293	118,785	142,078
Female	12,916	67,431	80,347
Male	10,329	51,310	61,639
Unknown	48	44	92



COVID-19: Martin County vaccine summary

Vaccination data through May 17, 2021 as of May 18, 2021 at 12:05 AM

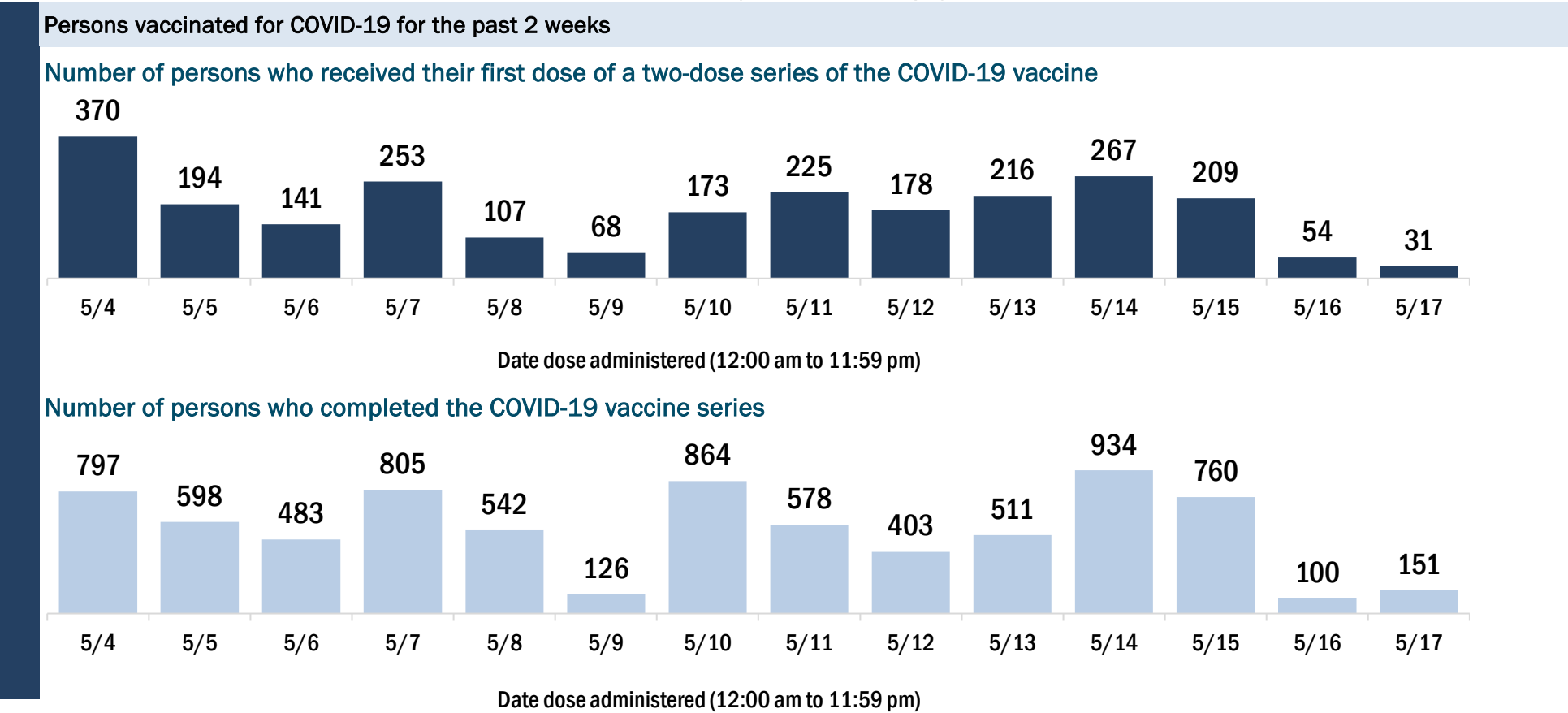
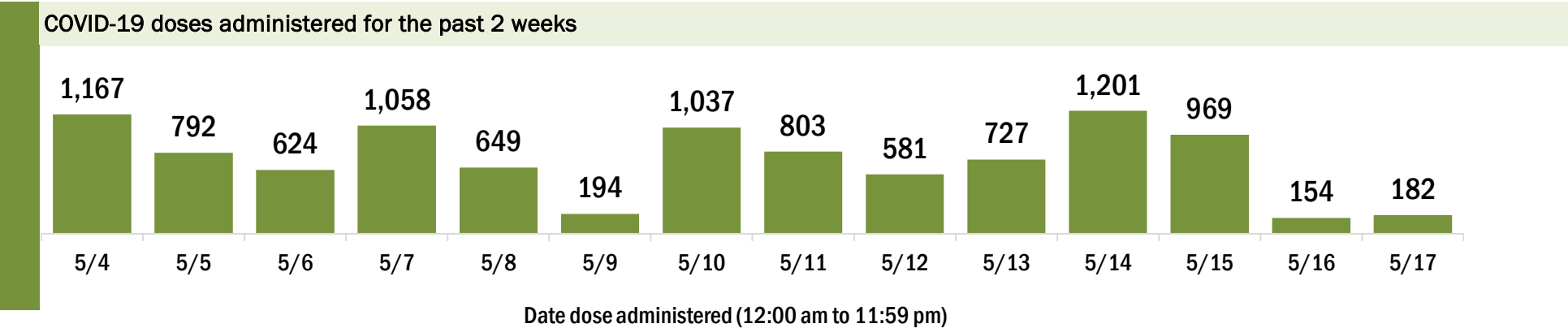
Data in this report are provisional and subject to change.

Data in this summary pertain to COVID-19 vaccines approved by the U.S. Food and Drug Administration and have been issued an Emergency Use Authorization (Janssen COVID-19 Vaccine, Moderna COVID-19 Vaccine and Pfizer-BioNTech COVID-19 Vaccine). These data summarize the number of people who have received either their first dose or have completed the series for a COVID-19 vaccine. **A person can only be counted in one category, first dose or series complete.** For persons receiving Moderna or Pfizer vaccines, once they receive their second dose, they are moved from the first dose column to the series completed column. **Because of this, the total first dose category may show a change from report to report not matching the total receiving their first dose from the previous day.** Persons receiving Johnson & Johnson vaccines will always be counted in the series completed column.

COVID-19 doses for vaccinated persons in Florida	
Doses administered	140,289
People receiving one dose of a 1-dose series (Johnson & Johnson) or receiving only one dose of a 2-dose series (Moderna, Pfizer) count once. Persons receiving both doses of a 2-dose series count twice.	

Current status of persons vaccinated for COVID-19 in Florida	
Total people vaccinated	79,619
First dose	15,128
Series completed	64,491
Completed 1-dose series	3,821
Completed 2-dose series	60,670
First dose: current number of people who have only received their first dose of the Moderna or Pfizer vaccine.	
Series complete: current number of people who have received both Moderna or Pfizer vaccine doses or one Johnson & Johnson dose and are considered fully immunized.	

Demographic summary	First dose	Series complete	Total people vaccinated
Age group	15,128	64,491	79,619
12-14 years	65	0	65
15-24 years	1,130	1,767	2,897
25-34 years	1,159	2,387	3,546
35-44 years	1,428	3,859	5,287
45-54 years	2,057	6,080	8,137
55-64 years	3,570	12,810	16,380
65-74 years	2,863	19,465	22,328
75-84 years	1,961	13,344	15,305
85+ years	895	4,779	5,674
Race	15,128	64,491	79,619
White	10,566	44,113	54,679
Black	532	1,574	2,106
American Indian/Alaskan	50	134	184
Other	1,234	4,537	5,771
Unknown	2,746	14,133	16,879
Other race includes Asian, native Hawaiian/Pacific Islander, or other.			
Ethnicity	15,128	64,491	79,619
Hispanic	1,283	2,858	4,141
Non-Hispanic	7,489	29,059	36,548
Unknown	6,356	32,574	38,930
Gender	15,128	64,491	79,619
Female	7,913	35,629	43,542
Male	7,197	28,843	36,040
Unknown	18	19	37



COVID-19: Monroe County vaccine summary

Vaccination data through May 17, 2021 as of May 18, 2021 at 12:05 AM

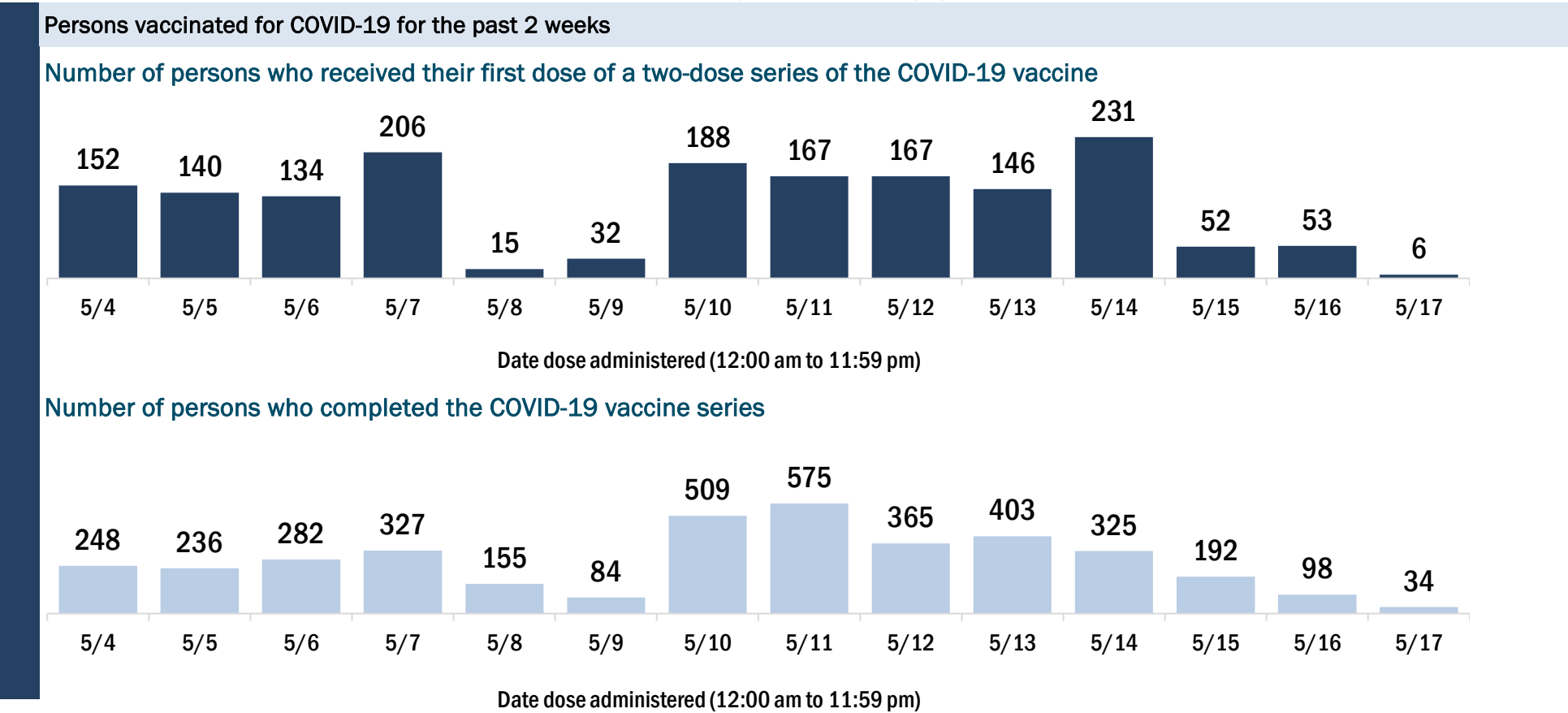
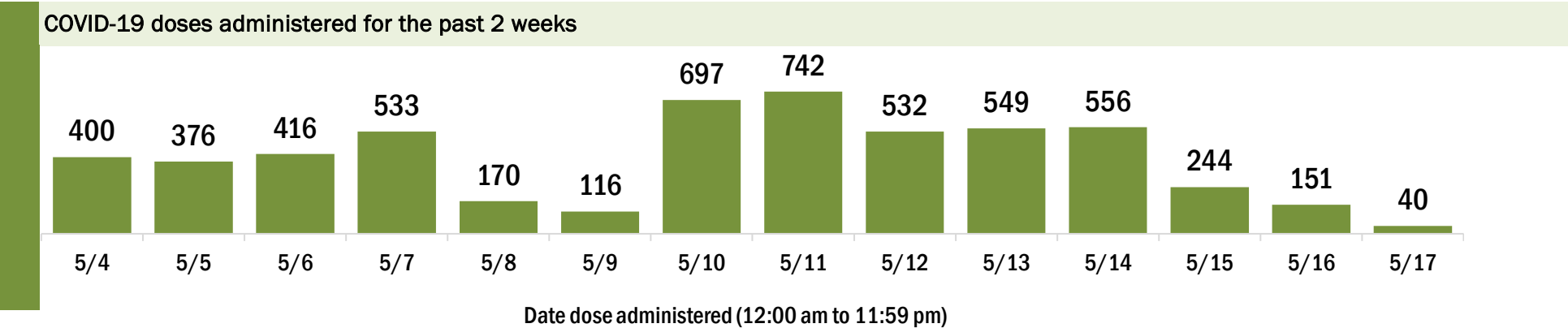
Data in this report are provisional and subject to change.

Data in this summary pertain to COVID-19 vaccines approved by the U.S. Food and Drug Administration and have been issued an Emergency Use Authorization (Janssen COVID-19 Vaccine, Moderna COVID-19 Vaccine and Pfizer-BioNTech COVID-19 Vaccine). These data summarize the number of people who have received either their first dose or have completed the series for a COVID-19 vaccine. **A person can only be counted in one category, first dose or series complete.** For persons receiving Moderna or Pfizer vaccines, once they receive their second dose, they are moved from the first dose column to the series completed column. **Because of this, the total first dose category may show a change from report to report not matching the total receiving their first dose from the previous day.** Persons receiving Johnson & Johnson vaccines will always be counted in the series completed column.

COVID-19 doses for vaccinated persons in Florida	
Doses administered	67,197
People receiving one dose of a 1-dose series (Johnson & Johnson) or receiving only one dose of a 2-dose series (Moderna, Pfizer) count once. Persons receiving both doses of a 2-dose series count twice.	

Current status of persons vaccinated for COVID-19 in Florida	
Total people vaccinated	40,171
First dose	10,193
Series completed	29,978
Completed 1-dose series	2,952
Completed 2-dose series	27,026
First dose: current number of people who have only received their first dose of the Moderna or Pfizer vaccine.	
Series complete: current number of people who have received both Moderna or Pfizer vaccine doses or one Johnson & Johnson dose and are considered fully immunized.	

Demographic summary	First dose	Series complete	Total people vaccinated
Age group	10,193	29,978	40,171
12-14 years	26	0	26
15-24 years	779	801	1,580
25-34 years	1,260	1,551	2,811
35-44 years	1,529	2,447	3,976
45-54 years	1,877	3,893	5,770
55-64 years	2,335	7,167	9,502
65-74 years	1,634	9,159	10,793
75-84 years	601	3,977	4,578
85+ years	152	983	1,135
Race	10,193	29,978	40,171
White	6,641	21,594	28,235
Black	313	650	963
American Indian/Alaskan	43	105	148
Other	785	1,719	2,504
Unknown	2,411	5,910	8,321
Other race includes Asian, native Hawaiian/Pacific Islander, or other.			
Ethnicity	10,193	29,978	40,171
Hispanic	1,710	3,095	4,805
Non-Hispanic	4,608	16,554	21,162
Unknown	3,875	10,329	14,204
Gender	10,193	29,978	40,171
Female	5,028	15,432	20,460
Male	5,156	14,543	19,699
Unknown	9	3	12



COVID-19: Nassau County vaccine summary

Vaccination data through May 17, 2021 as of May 18, 2021 at 12:05 AM

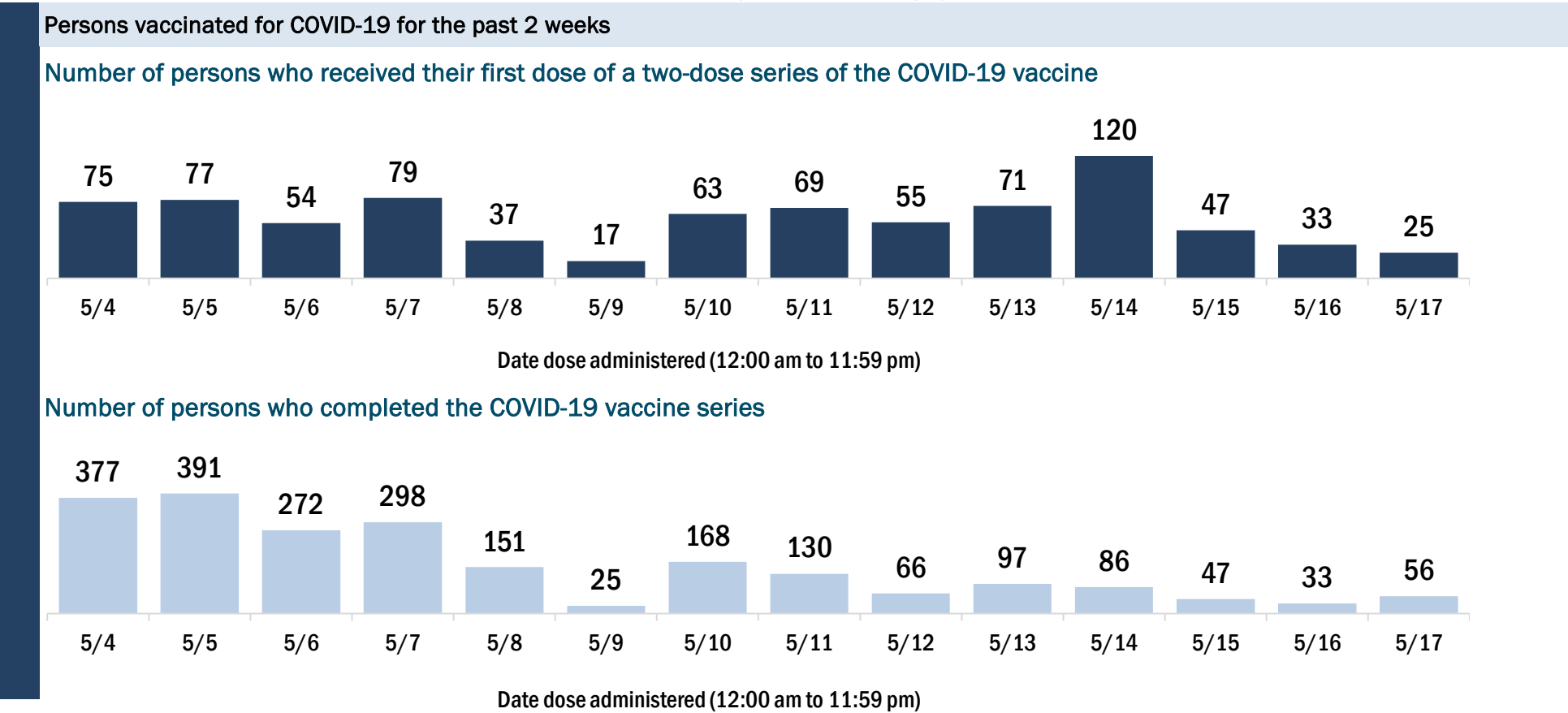
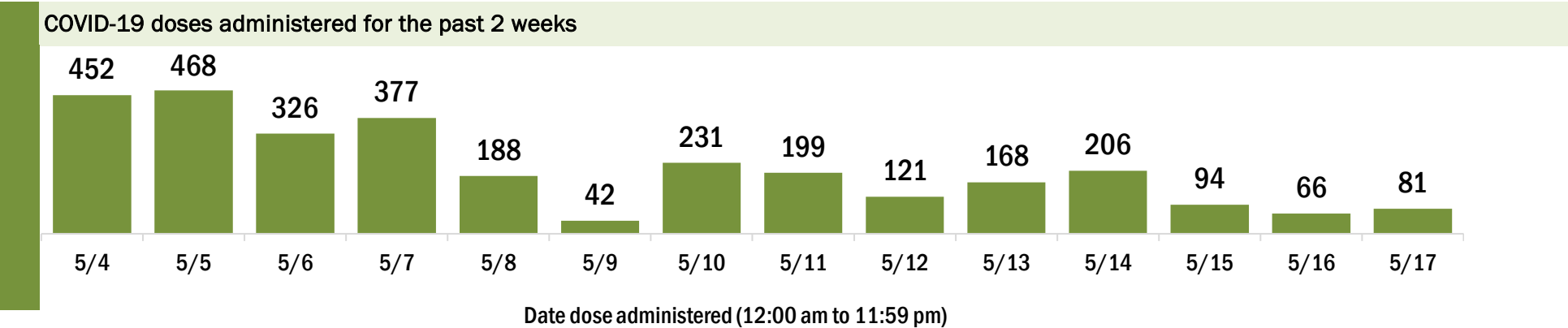
Data in this report are provisional and subject to change.

Data in this summary pertain to COVID-19 vaccines approved by the U.S. Food and Drug Administration and have been issued an Emergency Use Authorization (Janssen COVID-19 Vaccine, Moderna COVID-19 Vaccine and Pfizer-BioNTech COVID-19 Vaccine). These data summarize the number of people who have received either their first dose or have completed the series for a COVID-19 vaccine. **A person can only be counted in one category, first dose or series complete.** For persons receiving Moderna or Pfizer vaccines, once they receive their second dose, they are moved from the first dose column to the series completed column. **Because of this, the total first dose category may show a change from report to report not matching the total receiving their first dose from the previous day.** Persons receiving Johnson & Johnson vaccines will always be counted in the series completed column.

COVID-19 doses for vaccinated persons in Florida	
Doses administered	64,188
People receiving one dose of a 1-dose series (Johnson & Johnson) or receiving only one dose of a 2-dose series (Moderna, Pfizer) count once. Persons receiving both doses of a 2-dose series count twice.	

Current status of persons vaccinated for COVID-19 in Florida	
Total people vaccinated	35,247
First dose	3,870
Series completed	31,377
Completed 1-dose series	2,436
Completed 2-dose series	28,941
First dose: current number of people who have only received their first dose of the Moderna or Pfizer vaccine.	
Series complete: current number of people who have received both Moderna or Pfizer vaccine doses or one Johnson & Johnson dose and are considered fully immunized.	

Demographic summary	First dose	Series complete	Total people vaccinated
Age group	3,870	31,377	35,247
12-14 years	59	0	59
15-24 years	455	1,055	1,510
25-34 years	400	1,440	1,840
35-44 years	440	2,382	2,822
45-54 years	566	3,535	4,101
55-64 years	709	7,137	7,846
65-74 years	714	9,758	10,472
75-84 years	398	4,719	5,117
85+ years	129	1,351	1,480
Race	3,870	31,377	35,247
White	2,757	25,454	28,211
Black	198	1,476	1,674
American Indian/Alaskan	18	124	142
Other	235	1,593	1,828
Unknown	662	2,730	3,392
Other race includes Asian, native Hawaiian/Pacific Islander, or other.			
Ethnicity	3,870	31,377	35,247
Hispanic	173	890	1,063
Non-Hispanic	2,452	24,658	27,110
Unknown	1,245	5,829	7,074
Gender	3,870	31,377	35,247
Female	2,081	17,434	19,515
Male	1,782	13,941	15,723
Unknown	7	2	9



COVID-19: Okaloosa County vaccine summary

Vaccination data through May 17, 2021 as of May 18, 2021 at 12:05 AM

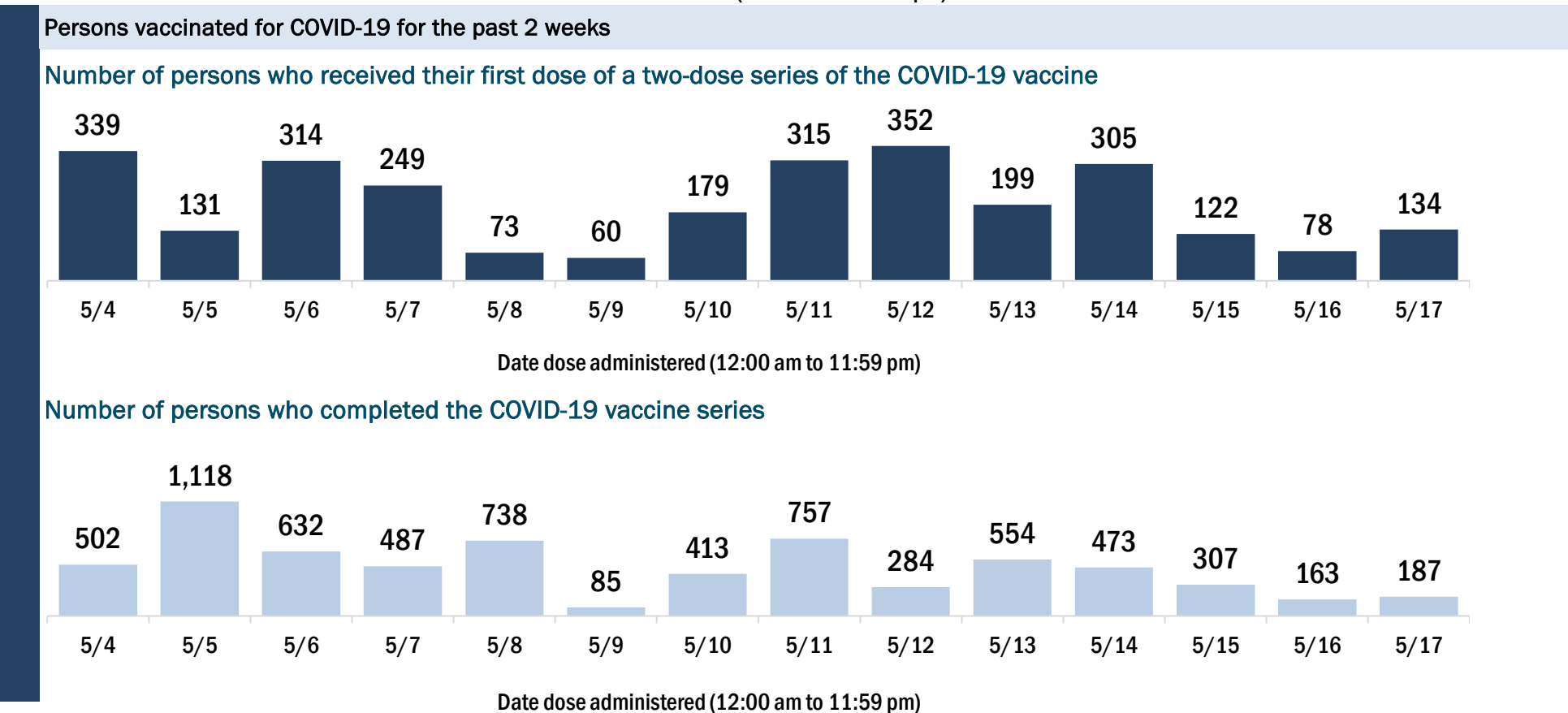
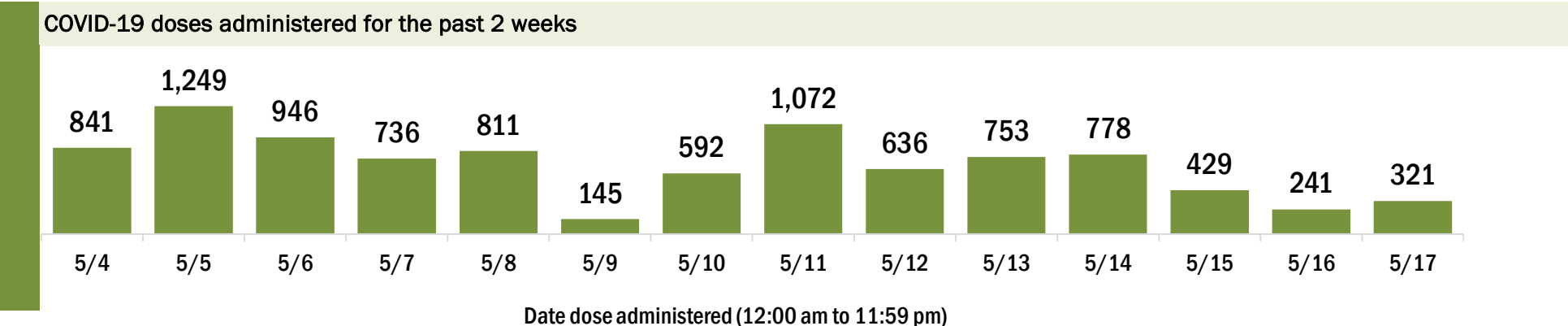
Data in this report are provisional and subject to change.

Data in this summary pertain to COVID-19 vaccines approved by the U.S. Food and Drug Administration and have been issued an Emergency Use Authorization (Janssen COVID-19 Vaccine, Moderna COVID-19 Vaccine and Pfizer-BioNTech COVID-19 Vaccine). These data summarize the number of people who have received either their first dose or have completed the series for a COVID-19 vaccine. **A person can only be counted in one category, first dose or series complete.** For persons receiving Moderna or Pfizer vaccines, once they receive their second dose, they are moved from the first dose column to the series completed column. **Because of this, the total first dose category may show a change from report to report not matching the total receiving their first dose from the previous day.** Persons receiving Johnson & Johnson vaccines will always be counted in the series completed column.

COVID-19 doses for vaccinated persons in Florida	
Doses administered	114,526
People receiving one dose of a 1-dose series (Johnson & Johnson) or receiving only one dose of a 2-dose series (Moderna, Pfizer) count once. Persons receiving both doses of a 2-dose series count twice.	

Current status of persons vaccinated for COVID-19 in Florida	
Total people vaccinated	65,243
First dose	11,058
Series completed	54,185
Completed 1-dose series	4,902
Completed 2-dose series	49,283
First dose: current number of people who have only received their first dose of the Moderna or Pfizer vaccine.	
Series complete: current number of people who have received both Moderna or Pfizer vaccine doses or one Johnson & Johnson dose and are considered fully immunized.	

Demographic summary	First dose	Series complete	Total people vaccinated
Age group	11,058	54,185	65,243
12-14 years	63	0	63
15-24 years	1,229	2,230	3,459
25-34 years	1,622	3,788	5,410
35-44 years	1,606	5,135	6,741
45-54 years	1,590	6,450	8,040
55-64 years	2,076	12,273	14,349
65-74 years	1,586	14,001	15,587
75-84 years	940	7,548	8,488
85+ years	346	2,760	3,106
Race	11,058	54,185	65,243
White	6,142	37,237	43,379
Black	673	3,015	3,688
American Indian/Alaskan	73	240	313
Other	1,209	5,121	6,330
Unknown	2,961	8,572	11,533
Other race includes Asian, native Hawaiian/Pacific Islander, or other.			
Ethnicity	11,058	54,185	65,243
Hispanic	810	2,365	3,175
Non-Hispanic	5,262	33,868	39,130
Unknown	4,986	17,952	22,938
Gender	11,058	54,185	65,243
Female	5,981	30,428	36,409
Male	4,952	23,728	28,680
Unknown	125	29	154



COVID-19: Okeechobee County vaccine summary

Vaccination data through May 17, 2021 as of May 18, 2021 at 12:05 AM

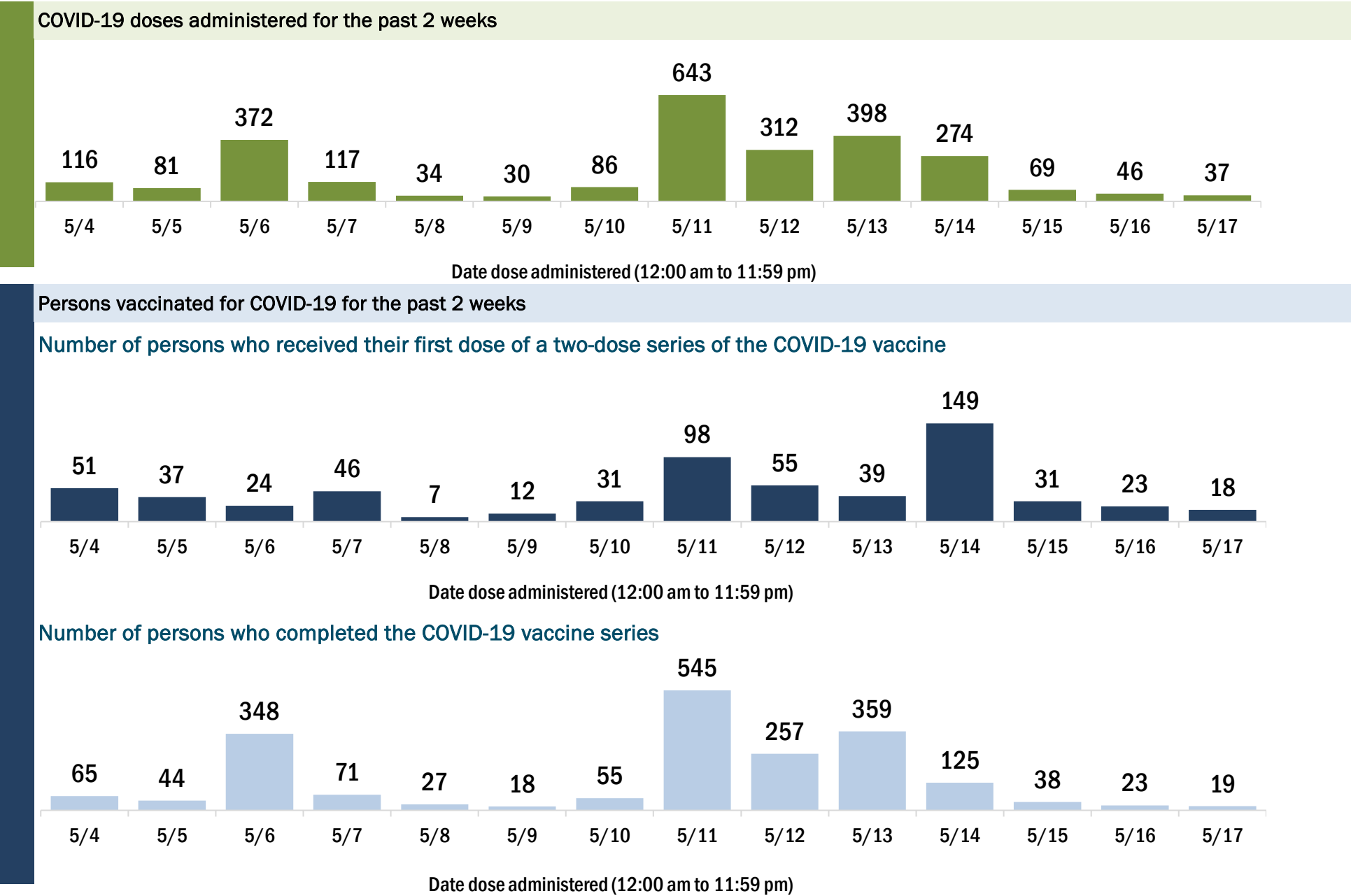
Data in this report are provisional and subject to change.

Data in this summary pertain to COVID-19 vaccines approved by the U.S. Food and Drug Administration and have been issued an Emergency Use Authorization (Janssen COVID-19 Vaccine, Moderna COVID-19 Vaccine and Pfizer-BioNTech COVID-19 Vaccine). These data summarize the number of people who have received either their first dose or have completed the series for a COVID-19 vaccine. **A person can only be counted in one category, first dose or series complete.** For persons receiving Moderna or Pfizer vaccines, once they receive their second dose, they are moved from the first dose column to the series completed column. **Because of this, the total first dose category may show a change from report to report not matching the total receiving their first dose from the previous day.** Persons receiving Johnson & Johnson vaccines will always be counted in the series completed column.

COVID-19 doses for vaccinated persons in Florida	
Doses administered	21,426
People receiving one dose of a 1-dose series (Johnson & Johnson) or receiving only one dose of a 2-dose series (Moderna, Pfizer) count once. Persons receiving both doses of a 2-dose series count twice.	

Current status of persons vaccinated for COVID-19 in Florida	
Total people vaccinated	12,219
First dose	2,198
Series completed	10,021
Completed 1-dose series	814
Completed 2-dose series	9,207
First dose: current number of people who have only received their first dose of the Moderna or Pfizer vaccine.	
Series complete: current number of people who have received both Moderna or Pfizer vaccine doses or one Johnson & Johnson dose and are considered fully immunized.	

Demographic summary	First dose	Series complete	Total people vaccinated
Age group	2,198	10,021	12,219
12-14 years	14	0	14
15-24 years	207	272	479
25-34 years	261	529	790
35-44 years	282	771	1,053
45-54 years	346	1,152	1,498
55-64 years	518	1,924	2,442
65-74 years	321	2,957	3,278
75-84 years	204	1,887	2,091
85+ years	45	529	574
Race	2,198	10,021	12,219
White	1,432	7,450	8,882
Black	95	302	397
American Indian/Alaskan	7	44	51
Other	251	883	1,134
Unknown	413	1,342	1,755
Other race includes Asian, native Hawaiian/Pacific Islander, or other.			
Ethnicity	2,198	10,021	12,219
Hispanic	518	1,286	1,804
Non-Hispanic	947	6,309	7,256
Unknown	733	2,426	3,159
Gender	2,198	10,021	12,219
Female	1,002	5,112	6,114
Male	1,190	4,909	6,099
Unknown	6	0	6



COVID-19: Orange County vaccine summary

Vaccination data through May 17, 2021 as of May 18, 2021 at 12:05 AM

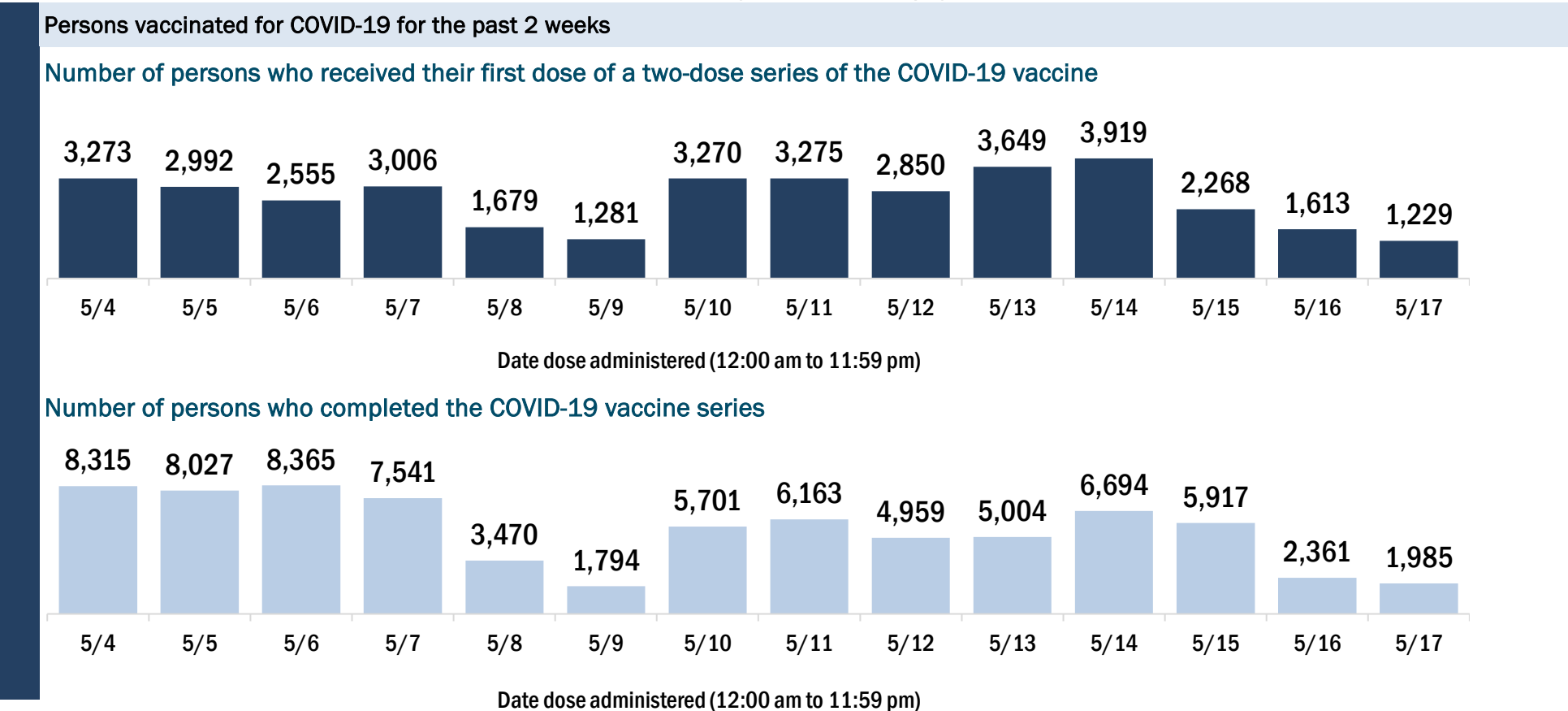
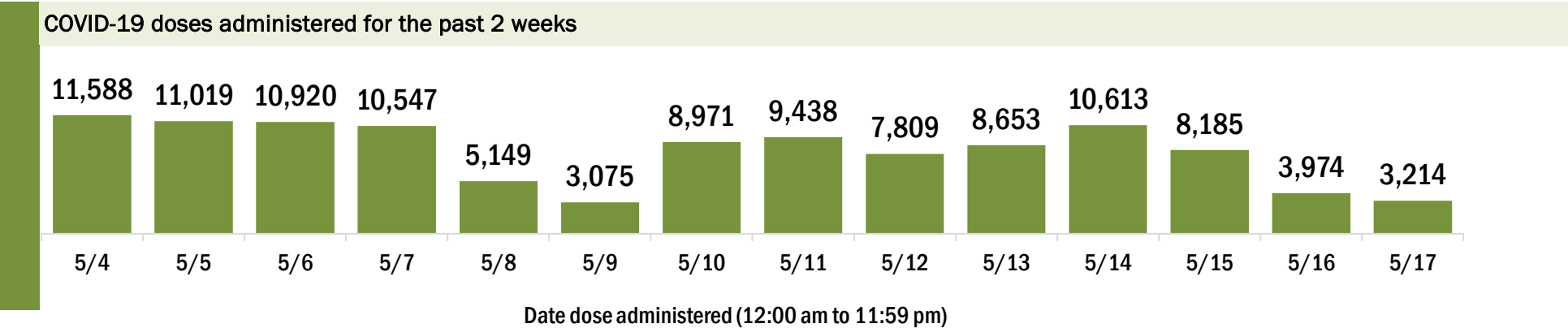
Data in this report are provisional and subject to change.

Data in this summary pertain to COVID-19 vaccines approved by the U.S. Food and Drug Administration and have been issued an Emergency Use Authorization (Janssen COVID-19 Vaccine, Moderna COVID-19 Vaccine and Pfizer-BioNTech COVID-19 Vaccine). These data summarize the number of people who have received either their first dose or have completed the series for a COVID-19 vaccine. **A person can only be counted in one category, first dose or series complete.** For persons receiving Moderna or Pfizer vaccines, once they receive their second dose, they are moved from the first dose column to the series completed column. **Because of this, the total first dose category may show a change from report to report not matching the total receiving their first dose from the previous day.** Persons receiving Johnson & Johnson vaccines will always be counted in the series completed column.

COVID-19 doses for vaccinated persons in Florida	
Doses administered	1,000,919
People receiving one dose of a 1-dose series (Johnson & Johnson) or receiving only one dose of a 2-dose series (Moderna, Pfizer) count once. Persons receiving both doses of a 2-dose series count twice.	

Current status of persons vaccinated for COVID-19 in Florida	
Total people vaccinated	593,438
First dose	120,875
Series completed	472,563
Completed 1-dose series	65,082
Completed 2-dose series	407,481
First dose: current number of people who have only received their first dose of the Moderna or Pfizer vaccine.	
Series complete: current number of people who have received both Moderna or Pfizer vaccine doses or one Johnson & Johnson dose and are considered fully immunized.	

Demographic summary	First dose	Series complete	Total people vaccinated
Age group	120,875	472,563	593,438
12-14 years	1,885	0	1,885
15-24 years	20,231	41,398	61,629
25-34 years	22,829	61,628	84,457
35-44 years	22,433	75,773	98,206
45-54 years	20,044	83,601	103,645
55-64 years	16,362	89,131	105,493
65-74 years	9,234	75,045	84,279
75-84 years	4,668	33,992	38,660
85+ years	3,189	11,995	15,184
Race	120,875	472,563	593,438
White	59,415	282,519	341,934
Black	12,207	37,278	49,485
American Indian/Alaskan	569	1,480	2,049
Other	22,836	80,536	103,372
Unknown	25,848	70,750	96,598
Other race includes Asian, native Hawaiian/Pacific Islander, or other.			
Ethnicity	120,875	472,563	593,438
Hispanic	28,379	64,205	92,584
Non-Hispanic	41,054	234,637	275,691
Unknown	51,442	173,721	225,163
Gender	120,875	472,563	593,438
Female	62,019	257,015	319,034
Male	57,156	214,471	271,627
Unknown	1,700	1,077	2,777



COVID-19: Osceola County vaccine summary

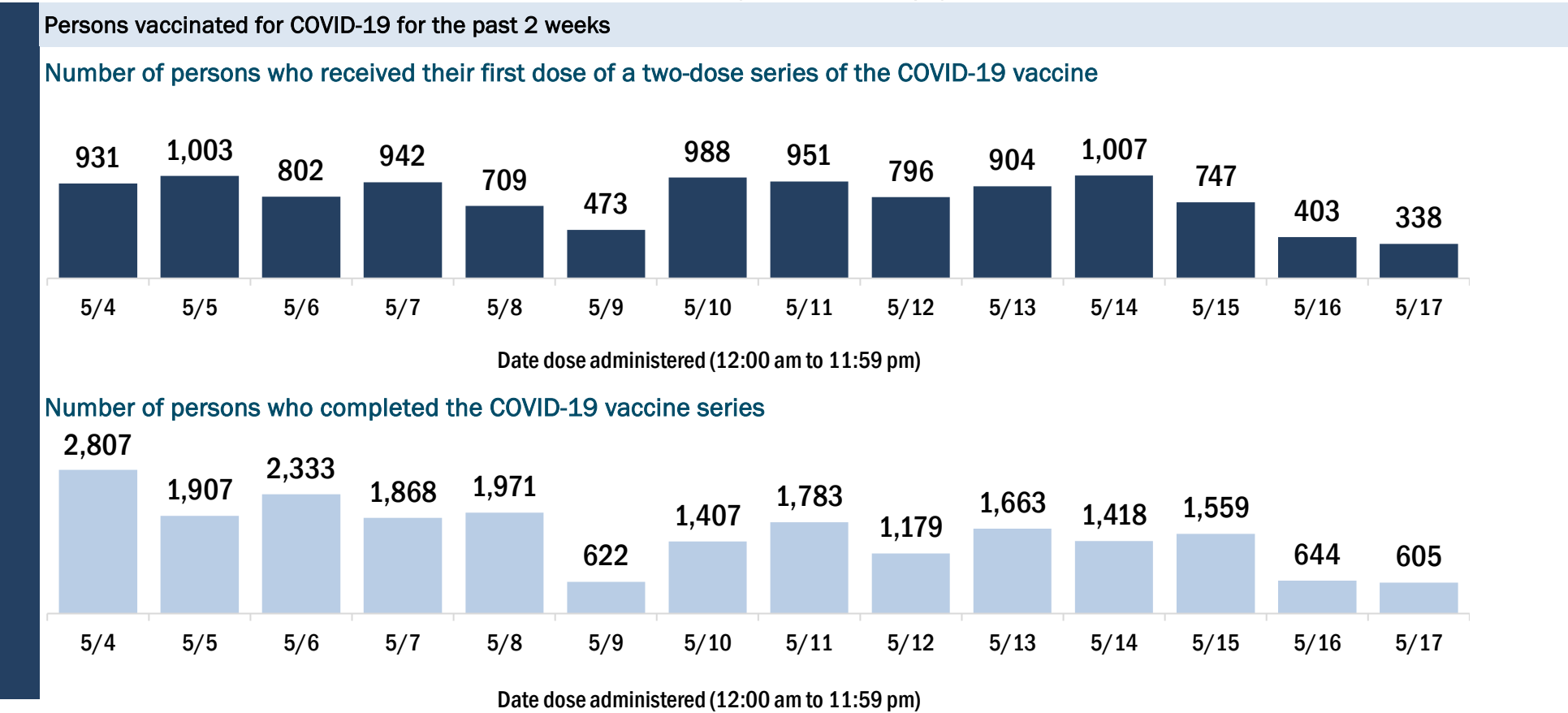
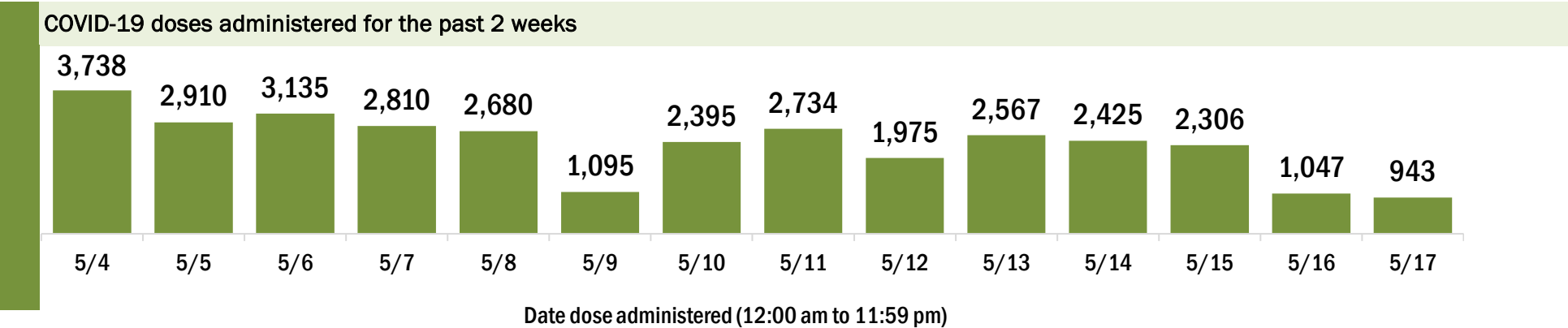
Vaccination data through May 17, 2021 as of May 18, 2021 at 12:05 AM

Data in this report are provisional and subject to change.

Data in this summary pertain to COVID-19 vaccines approved by the U.S. Food and Drug Administration and have been issued an Emergency Use Authorization (Janssen COVID-19 Vaccine, Moderna COVID-19 Vaccine and Pfizer-BioNTech COVID-19 Vaccine). These data summarize the number of people who have received either their first dose or have completed the series for a COVID-19 vaccine. **A person can only be counted in one category, first dose or series complete.** For persons receiving Moderna or Pfizer vaccines, once they receive their second dose, they are moved from the first dose column to the series completed column. **Because of this, the total first dose category may show a change from report to report not matching the total receiving their first dose from the previous day.** Persons receiving Johnson & Johnson vaccines will always be counted in the series completed column.

COVID-19 doses for vaccinated persons in Florida	
Doses administered	259,736
People receiving one dose of a 1-dose series (Johnson & Johnson) or receiving only one dose of a 2-dose series (Moderna, Pfizer) count once. Persons receiving both doses of a 2-dose series count twice.	

Demographic summary			
Age group	First dose	Series complete	Total people vaccinated
12-14 years	34,643	119,581	154,224
15-24 years	365	0	365
25-34 years	5,712	8,539	14,251
35-44 years	5,615	12,410	18,025
45-54 years	6,459	16,742	23,201
55-64 years	6,280	20,965	27,245
65-74 years	5,104	23,816	28,920
75-84 years	3,072	23,131	26,203
85+ years	1,553	10,857	12,410
85+ years	483	3,121	3,604
Race	34,643	119,581	154,224
White	17,752	71,630	89,382
Black	2,016	6,382	8,398
American Indian/Alaskan	174	534	708
Other	6,994	21,309	28,303
Unknown	7,707	19,726	27,433
Other race includes Asian, native Hawaiian/Pacific Islander, or other.			
Ethnicity	34,643	119,581	154,224
Hispanic	13,726	37,254	50,980
Non-Hispanic	7,516	42,542	50,058
Unknown	13,401	39,785	53,186
Gender	34,643	119,581	154,224
Female	18,525	66,385	84,910
Male	16,054	53,107	69,161
Unknown	64	89	153



COVID-19: Palm Beach County vaccine summary

Vaccination data through May 17, 2021 as of May 18, 2021 at 12:05 AM

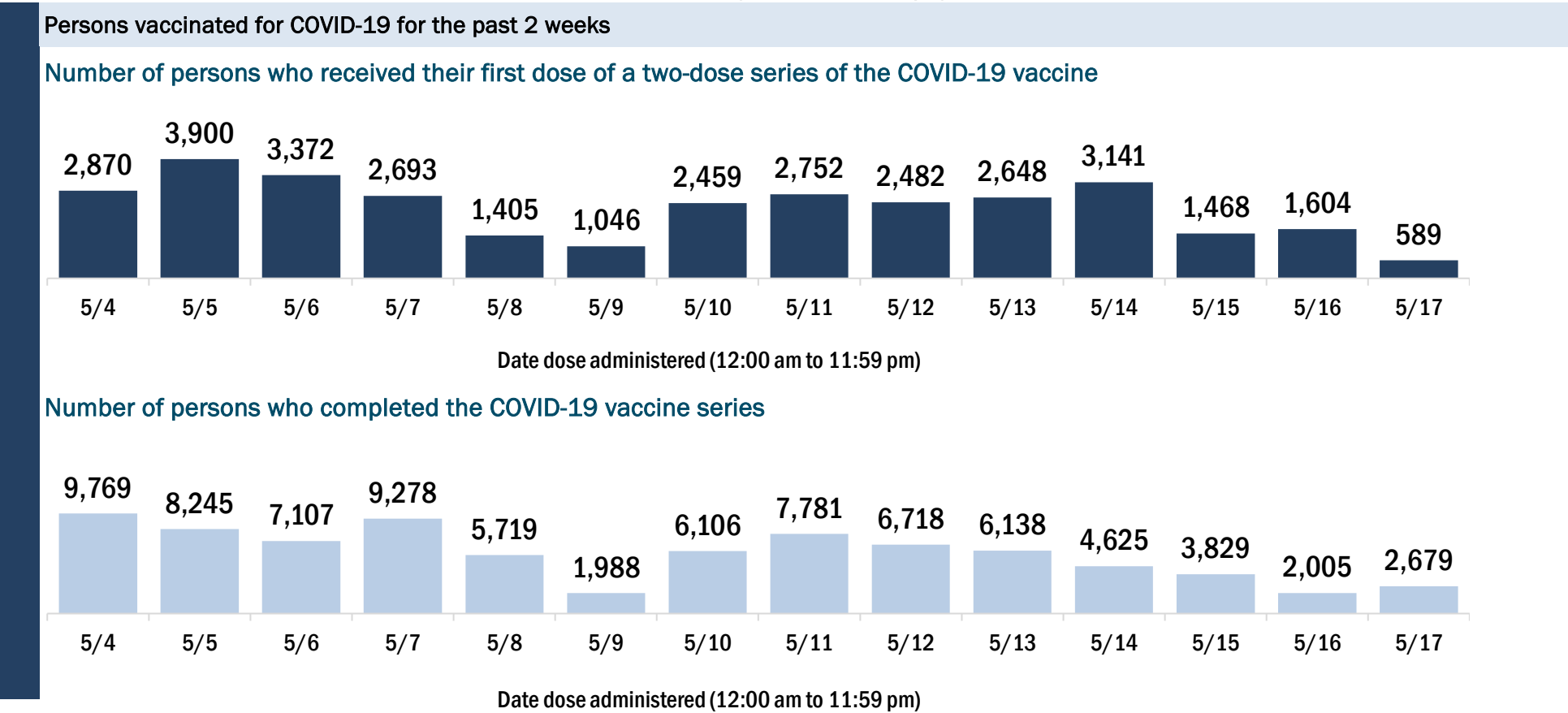
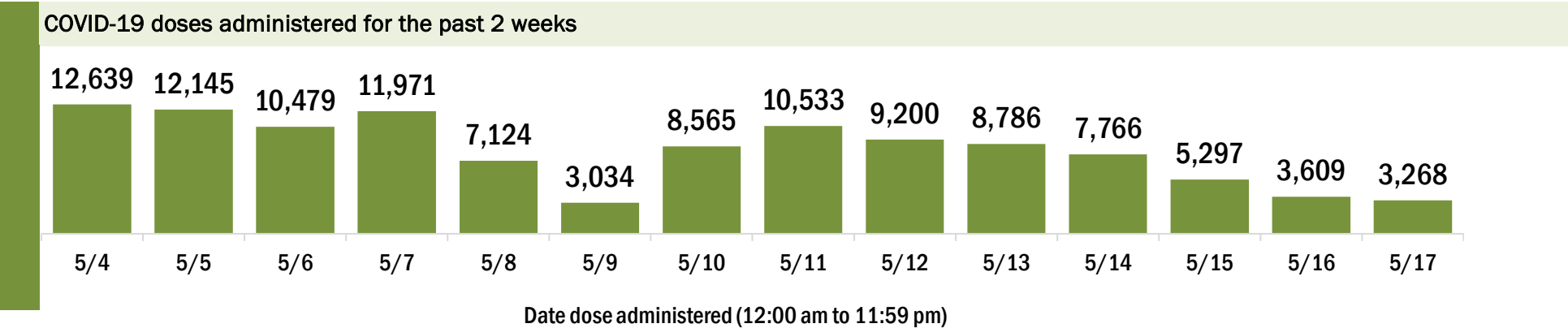
Data in this report are provisional and subject to change.

Data in this summary pertain to COVID-19 vaccines approved by the U.S. Food and Drug Administration and have been issued an Emergency Use Authorization (Janssen COVID-19 Vaccine, Moderna COVID-19 Vaccine and Pfizer-BioNTech COVID-19 Vaccine). These data summarize the number of people who have received either their first dose or have completed the series for a COVID-19 vaccine. **A person can only be counted in one category, first dose or series complete.** For persons receiving Moderna or Pfizer vaccines, once they receive their second dose, they are moved from the first dose column to the series completed column. **Because of this, the total first dose category may show a change from report to report not matching the total receiving their first dose from the previous day.** Persons receiving Johnson & Johnson vaccines will always be counted in the series completed column.

COVID-19 doses for vaccinated persons in Florida	
Doses administered	1,221,603
People receiving one dose of a 1-dose series (Johnson & Johnson) or receiving only one dose of a 2-dose series (Moderna, Pfizer) count once. Persons receiving both doses of a 2-dose series count twice.	

Current status of persons vaccinated for COVID-19 in Florida	
Total people vaccinated	705,390
First dose	140,508
Series completed	564,882
Completed 1-dose series	48,669
Completed 2-dose series	516,213
First dose: current number of people who have only received their first dose of the Moderna or Pfizer vaccine.	
Series complete: current number of people who have received both Moderna or Pfizer vaccine doses or one Johnson & Johnson dose and are considered fully immunized.	

Demographic summary	First dose	Series complete	Total people vaccinated
Age group	140,508	564,882	705,390
12-14 years	813	0	813
15-24 years	14,342	26,297	40,639
25-34 years	16,403	38,485	54,888
35-44 years	18,917	54,046	72,963
45-54 years	21,794	76,419	98,213
55-64 years	24,017	109,942	133,959
65-74 years	22,259	134,144	156,403
75-84 years	14,911	89,306	104,217
85+ years	7,052	36,243	43,295
Race	140,508	564,882	705,390
White	79,816	357,524	437,340
Black	13,117	33,121	46,238
American Indian/Alaskan	711	1,687	2,398
Other	15,966	54,653	70,619
Unknown	30,898	117,897	148,795
Other race includes Asian, native Hawaiian/Pacific Islander, or other.			
Ethnicity	140,508	564,882	705,390
Hispanic	26,048	63,846	89,894
Non-Hispanic	59,794	287,974	347,768
Unknown	54,666	213,062	267,728
Gender	140,508	564,882	705,390
Female	74,366	314,468	388,834
Male	65,640	250,025	315,665
Unknown	502	389	891



COVID-19: Pasco County vaccine summary

Vaccination data through May 17, 2021 as of May 18, 2021 at 12:05 AM

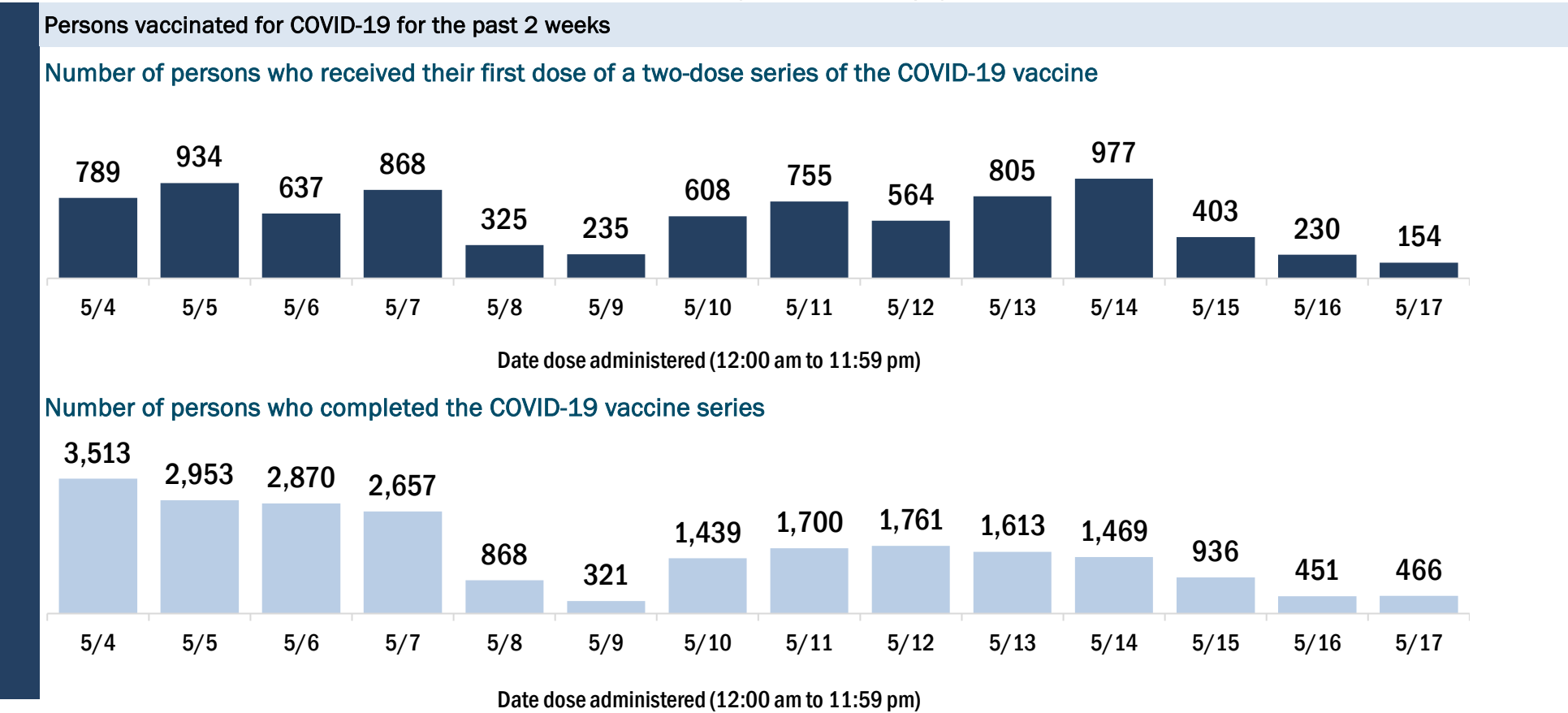
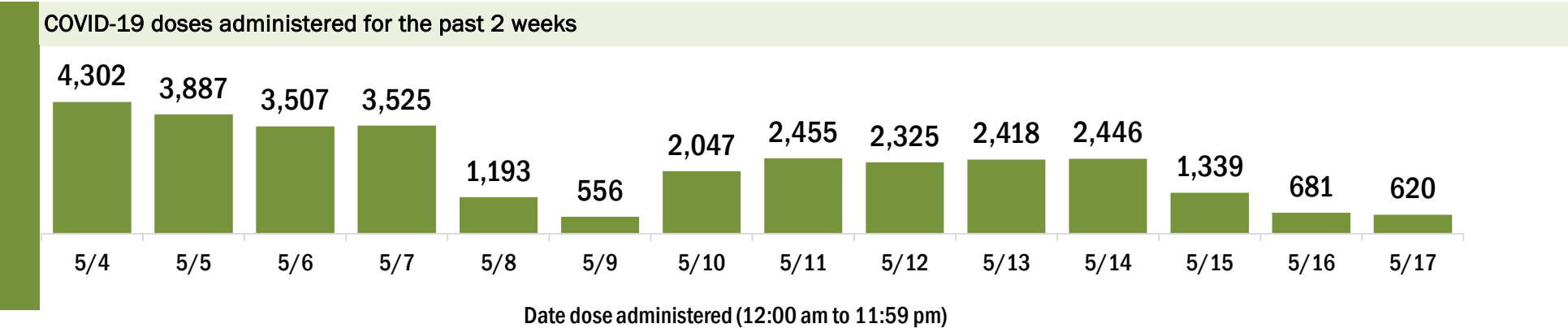
Data in this report are provisional and subject to change.

Data in this summary pertain to COVID-19 vaccines approved by the U.S. Food and Drug Administration and have been issued an Emergency Use Authorization (Janssen COVID-19 Vaccine, Moderna COVID-19 Vaccine and Pfizer-BioNTech COVID-19 Vaccine). These data summarize the number of people who have received either their first dose or have completed the series for a COVID-19 vaccine. **A person can only be counted in one category, first dose or series complete.** For persons receiving Moderna or Pfizer vaccines, once they receive their second dose, they are moved from the first dose column to the series completed column. **Because of this, the total first dose category may show a change from report to report not matching the total receiving their first dose from the previous day.** Persons receiving Johnson & Johnson vaccines will always be counted in the series completed column.

COVID-19 doses for vaccinated persons in Florida	
Doses administered	376,774
People receiving one dose of a 1-dose series (Johnson & Johnson) or receiving only one dose of a 2-dose series (Moderna, Pfizer) count once. Persons receiving both doses of a 2-dose series count twice.	

Current status of persons vaccinated for COVID-19 in Florida	
Total people vaccinated	217,312
First dose	42,868
Series completed	174,444
Completed 1-dose series	14,982
Completed 2-dose series	159,462
First dose: current number of people who have only received their first dose of the Moderna or Pfizer vaccine.	
Series complete: current number of people who have received both Moderna or Pfizer vaccine doses or one Johnson & Johnson dose and are considered fully immunized.	

Demographic summary	First dose	Series complete	Total people vaccinated
Age group	42,868	174,444	217,312
12-14 years	354	0	354
15-24 years	4,453	8,067	12,520
25-34 years	4,280	10,481	14,761
35-44 years	5,453	17,233	22,686
45-54 years	6,435	24,057	30,492
55-64 years	7,364	34,653	42,017
65-74 years	7,765	45,025	52,790
75-84 years	5,068	26,909	31,977
85+ years	1,696	8,019	9,715
Race	42,868	174,444	217,312
White	29,357	129,721	159,078
Black	1,864	5,210	7,074
American Indian/Alaskan	245	653	898
Other	4,899	16,746	21,645
Unknown	6,503	22,114	28,617
Other race includes Asian, native Hawaiian/Pacific Islander, or other.			
Ethnicity	42,868	174,444	217,312
Hispanic	4,486	11,415	15,901
Non-Hispanic	22,076	103,775	125,851
Unknown	16,306	59,254	75,560
Gender	42,868	174,444	217,312
Female	22,988	99,096	122,084
Male	19,844	75,225	95,069
Unknown	36	123	159



COVID-19: Pinellas County vaccine summary

Vaccination data through May 17, 2021 as of May 18, 2021 at 12:05 AM

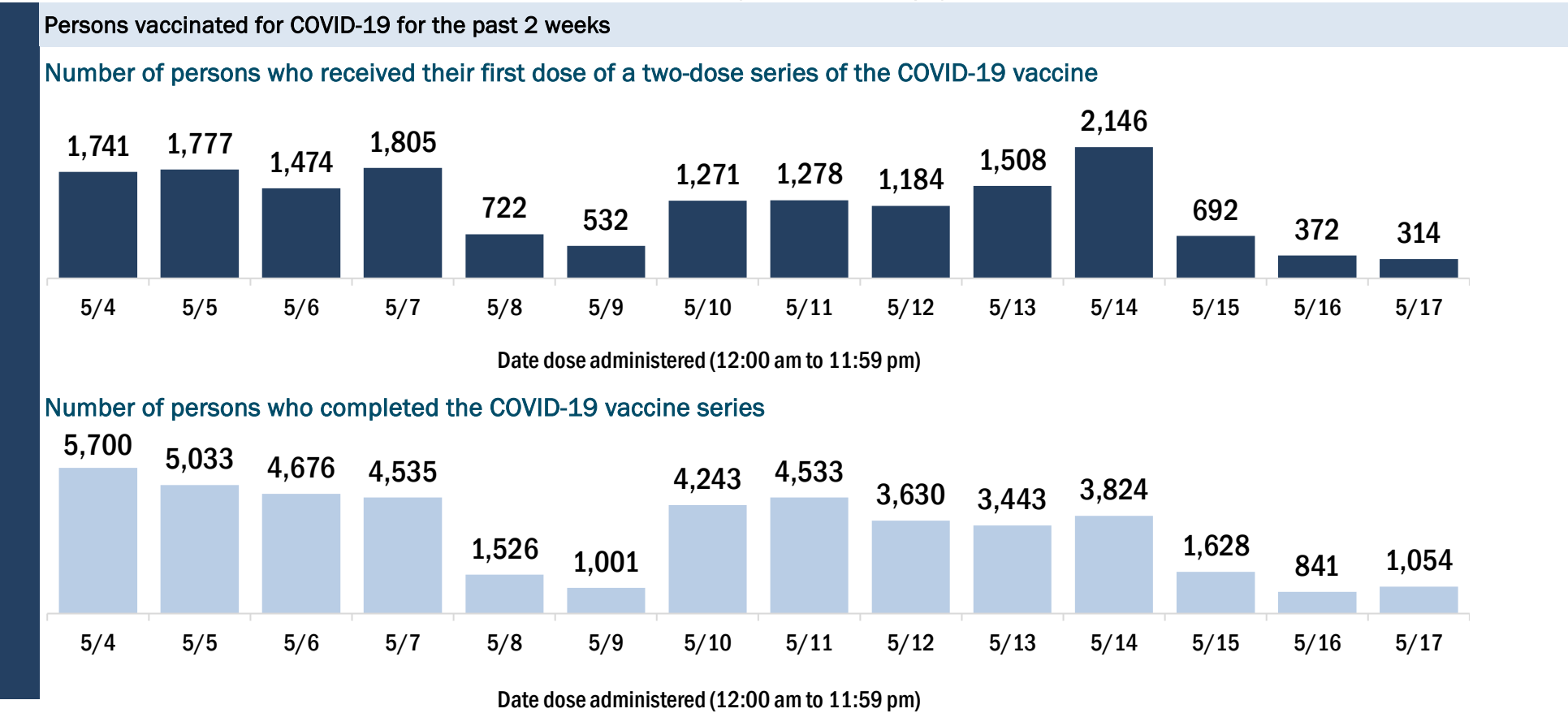
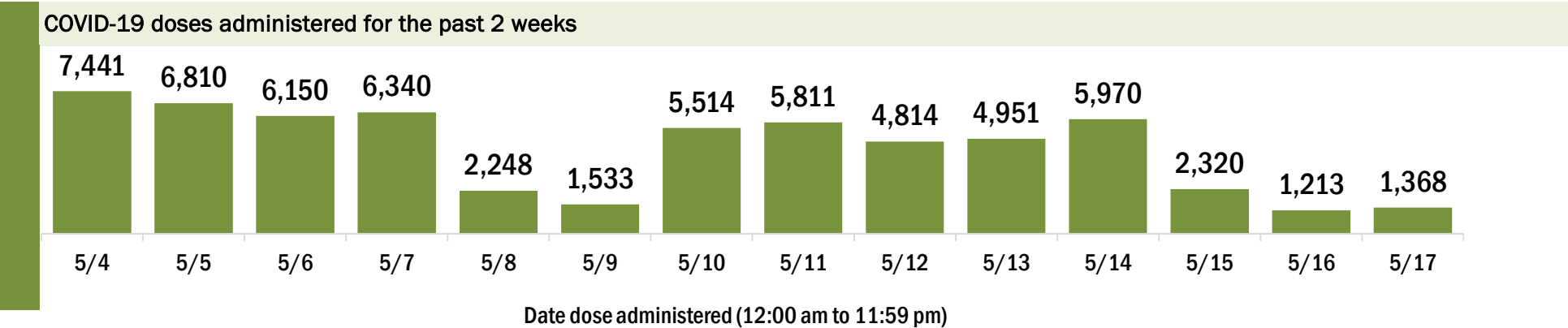
Data in this report are provisional and subject to change.

Data in this summary pertain to COVID-19 vaccines approved by the U.S. Food and Drug Administration and have been issued an Emergency Use Authorization (Janssen COVID-19 Vaccine, Moderna COVID-19 Vaccine and Pfizer-BioNTech COVID-19 Vaccine). These data summarize the number of people who have received either their first dose or have completed the series for a COVID-19 vaccine. **A person can only be counted in one category, first dose or series complete.** For persons receiving Moderna or Pfizer vaccines, once they receive their second dose, they are moved from the first dose column to the series completed column. **Because of this, the total first dose category may show a change from report to report not matching the total receiving their first dose from the previous day.** Persons receiving Johnson & Johnson vaccines will always be counted in the series completed column.

COVID-19 doses for vaccinated persons in Florida	
Doses administered	807,513
People receiving one dose of a 1-dose series (Johnson & Johnson) or receiving only one dose of a 2-dose series (Moderna, Pfizer) count once. Persons receiving both doses of a 2-dose series count twice.	

Current status of persons vaccinated for COVID-19 in Florida	
Total people vaccinated	454,057
First dose	75,394
Series completed	378,663
Completed 1-dose series	25,207
Completed 2-dose series	353,456
First dose: current number of people who have only received their first dose of the Moderna or Pfizer vaccine.	
Series complete: current number of people who have received both Moderna or Pfizer vaccine doses or one Johnson & Johnson dose and are considered fully immunized.	

Demographic summary	First dose	Series complete	Total people vaccinated
Age group	75,394	378,663	454,057
12-14 years	720	0	720
15-24 years	7,742	15,759	23,501
25-34 years	9,252	28,438	37,690
35-44 years	9,645	34,937	44,582
45-54 years	10,732	48,915	59,647
55-64 years	13,770	84,732	98,502
65-74 years	12,752	96,247	108,999
75-84 years	7,441	50,581	58,022
85+ years	3,340	19,054	22,394
Race	75,394	378,663	454,057
White	47,740	280,621	328,361
Black	5,248	16,343	21,591
American Indian/Alaskan	351	895	1,246
Other	7,975	31,301	39,276
Unknown	14,080	49,503	63,583
Other race includes Asian, native Hawaiian/Pacific Islander, or other.			
Ethnicity	75,394	378,663	454,057
Hispanic	5,048	13,774	18,822
Non-Hispanic	39,055	235,671	274,726
Unknown	31,291	129,218	160,509
Gender	75,394	378,663	454,057
Female	40,480	212,775	253,255
Male	34,740	165,287	200,027
Unknown	174	601	775



COVID-19: Polk County vaccine summary

Vaccination data through May 17, 2021 as of May 18, 2021 at 12:05 AM

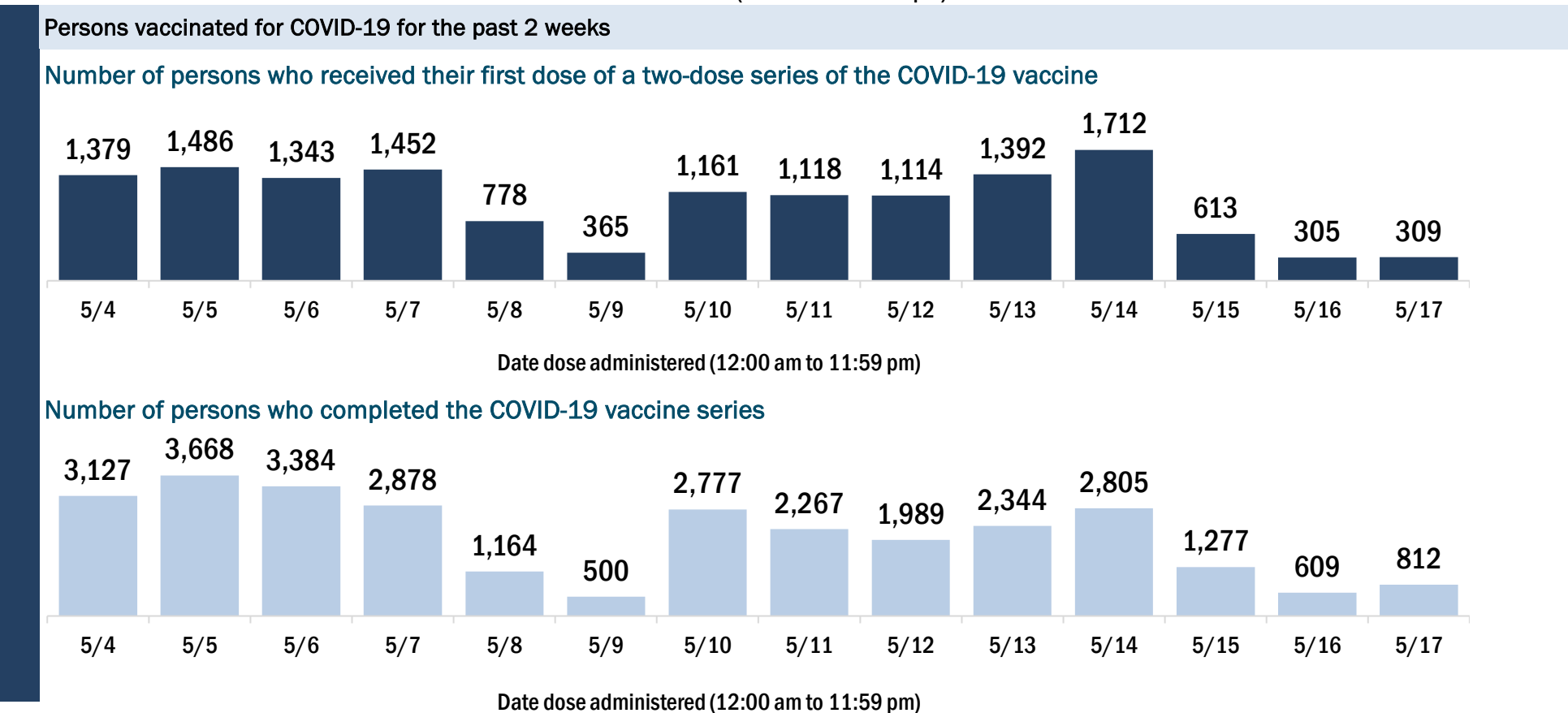
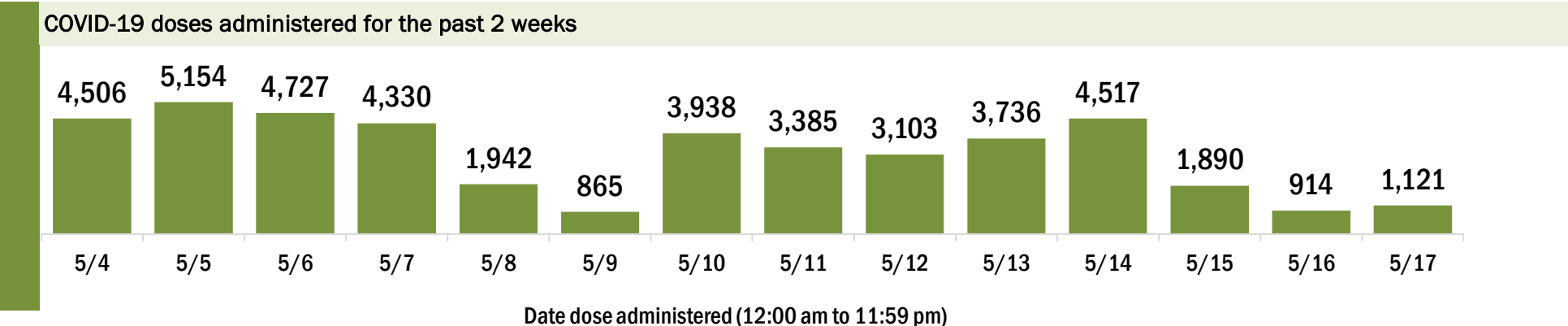
Data in this report are provisional and subject to change.

Data in this summary pertain to COVID-19 vaccines approved by the U.S. Food and Drug Administration and have been issued an Emergency Use Authorization (Janssen COVID-19 Vaccine, Moderna COVID-19 Vaccine and Pfizer-BioNTech COVID-19 Vaccine). These data summarize the number of people who have received either their first dose or have completed the series for a COVID-19 vaccine. **A person can only be counted in one category, first dose or series complete.** For persons receiving Moderna or Pfizer vaccines, once they receive their second dose, they are moved from the first dose column to the series completed column. **Because of this, the total first dose category may show a change from report to report not matching the total receiving their first dose from the previous day.** Persons receiving Johnson & Johnson vaccines will always be counted in the series completed column.

COVID-19 doses for vaccinated persons in Florida	
Doses administered	447,877
People receiving one dose of a 1-dose series (Johnson & Johnson) or receiving only one dose of a 2-dose series (Moderna, Pfizer) count once. Persons receiving both doses of a 2-dose series count twice.	

Current status of persons vaccinated for COVID-19 in Florida	
Total people vaccinated	262,561
First dose	62,422
Series completed	200,139
Completed 1-dose series	14,823
Completed 2-dose series	185,316
First dose: current number of people who have only received their first dose of the Moderna or Pfizer vaccine.	
Series complete: current number of people who have received both Moderna or Pfizer vaccine doses or one Johnson & Johnson dose and are considered fully immunized.	

Demographic summary	First dose	Series complete	Total people vaccinated
Age group	62,422	200,139	262,561
12-14 years	454	0	454
15-24 years	6,479	8,754	15,233
25-34 years	7,582	14,302	21,884
35-44 years	8,614	18,436	27,050
45-54 years	9,459	25,471	34,930
55-64 years	10,618	39,022	49,640
65-74 years	10,461	53,378	63,839
75-84 years	6,496	31,632	38,128
85+ years	2,259	9,144	11,403
Race	62,422	200,139	262,561
White	36,570	138,075	174,645
Black	5,792	13,937	19,729
American Indian/Alaskan	464	924	1,388
Other	7,865	18,668	26,533
Unknown	11,731	28,535	40,266
Other race includes Asian, native Hawaiian/Pacific Islander, or other.			
Ethnicity	62,422	200,139	262,561
Hispanic	12,858	24,867	37,725
Non-Hispanic	26,022	110,319	136,341
Unknown	23,542	64,953	88,495
Gender	62,422	200,139	262,561
Female	32,566	111,933	144,499
Male	29,738	88,101	117,839
Unknown	118	105	223



COVID-19: Putnam County vaccine summary

Vaccination data through May 17, 2021 as of May 18, 2021 at 12:05 AM

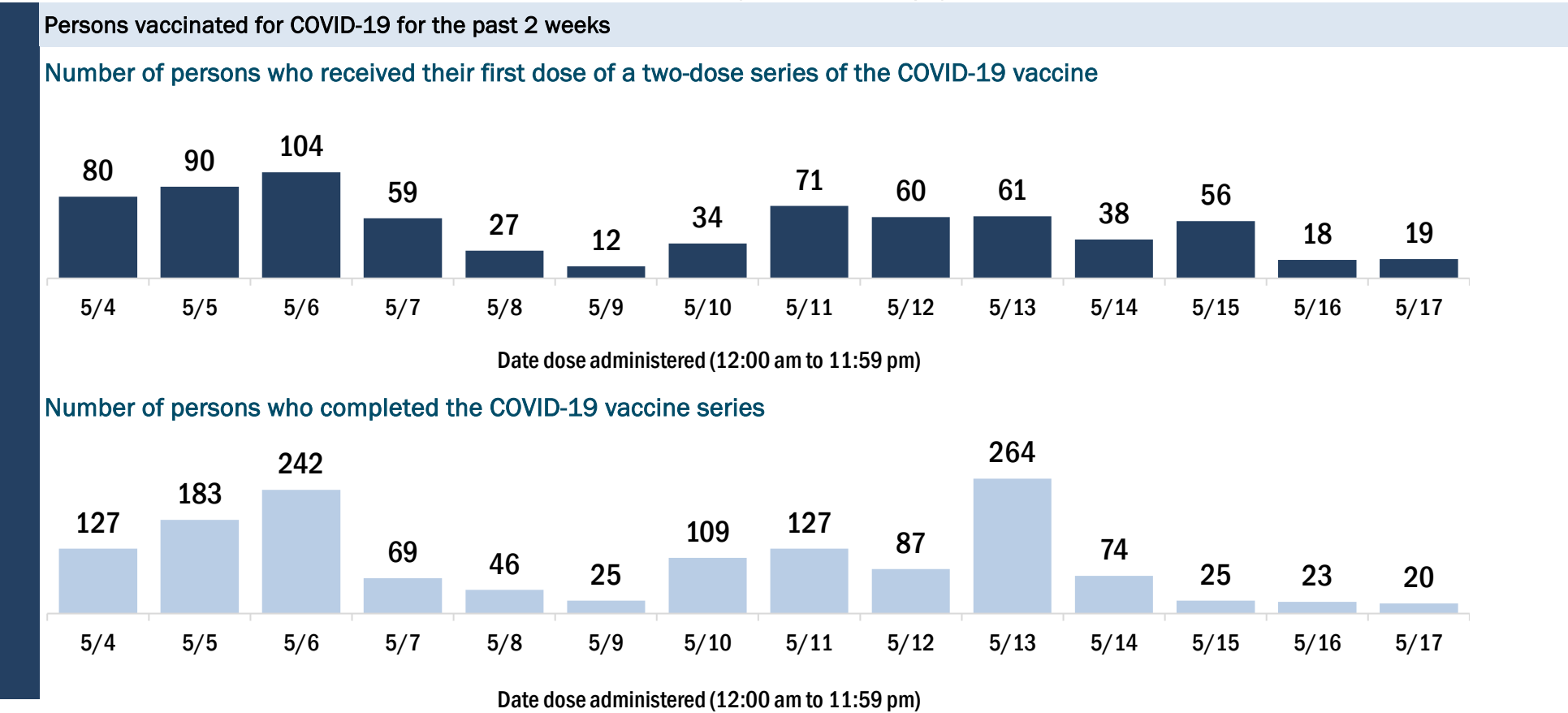
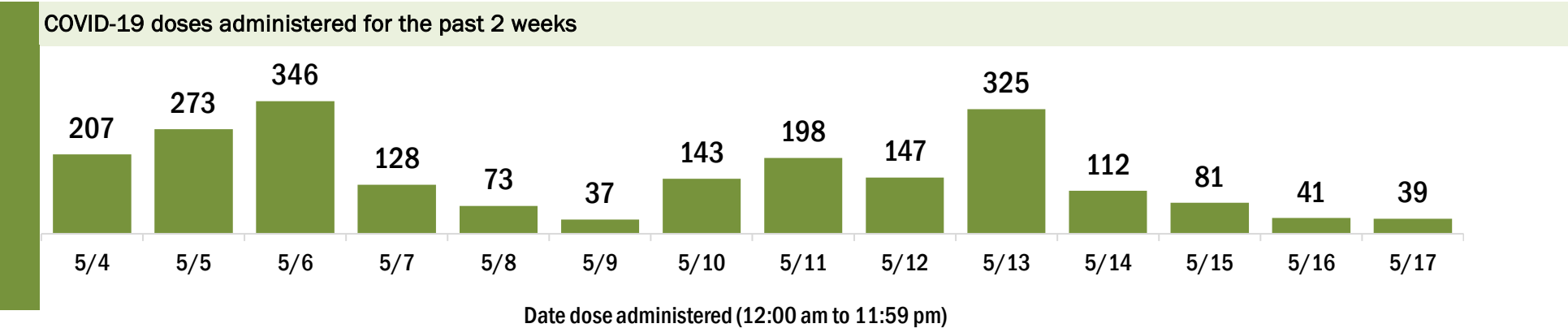
Data in this report are provisional and subject to change.

Data in this summary pertain to COVID-19 vaccines approved by the U.S. Food and Drug Administration and have been issued an Emergency Use Authorization (Janssen COVID-19 Vaccine, Moderna COVID-19 Vaccine and Pfizer-BioNTech COVID-19 Vaccine). These data summarize the number of people who have received either their first dose or have completed the series for a COVID-19 vaccine. **A person can only be counted in one category, first dose or series complete.** For persons receiving Moderna or Pfizer vaccines, once they receive their second dose, they are moved from the first dose column to the series completed column. **Because of this, the total first dose category may show a change from report to report not matching the total receiving their first dose from the previous day.** Persons receiving Johnson & Johnson vaccines will always be counted in the series completed column.

COVID-19 doses for vaccinated persons in Florida	
Doses administered	33,420
People receiving one dose of a 1-dose series (Johnson & Johnson) or receiving only one dose of a 2-dose series (Moderna, Pfizer) count once. Persons receiving both doses of a 2-dose series count twice.	

Current status of persons vaccinated for COVID-19 in Florida	
Total people vaccinated	19,663
First dose	4,853
Series completed	14,810
Completed 1-dose series	1,053
Completed 2-dose series	13,757
First dose: current number of people who have only received their first dose of the Moderna or Pfizer vaccine.	
Series complete: current number of people who have received both Moderna or Pfizer vaccine doses or one Johnson & Johnson dose and are considered fully immunized.	

Demographic summary	First dose	Series complete	Total people vaccinated
Age group	4,853	14,810	19,663
12-14 years	20	0	20
15-24 years	272	327	599
25-34 years	311	597	908
35-44 years	377	848	1,225
45-54 years	557	1,464	2,021
55-64 years	1,062	3,309	4,371
65-74 years	1,277	4,842	6,119
75-84 years	734	2,614	3,348
85+ years	243	809	1,052
Race	4,853	14,810	19,663
White	3,460	11,539	14,999
Black	495	1,610	2,105
American Indian/Alaskan	44	112	156
Other	491	844	1,335
Unknown	363	705	1,068
Other race includes Asian, native Hawaiian/Pacific Islander, or other.			
Ethnicity	4,853	14,810	19,663
Hispanic	368	692	1,060
Non-Hispanic	3,543	11,698	15,241
Unknown	942	2,420	3,362
Gender	4,853	14,810	19,663
Female	2,602	8,328	10,930
Male	2,232	6,475	8,707
Unknown	19	7	26



COVID-19: Santa Rosa County vaccine summary

Vaccination data through May 17, 2021 as of May 18, 2021 at 12:05 AM

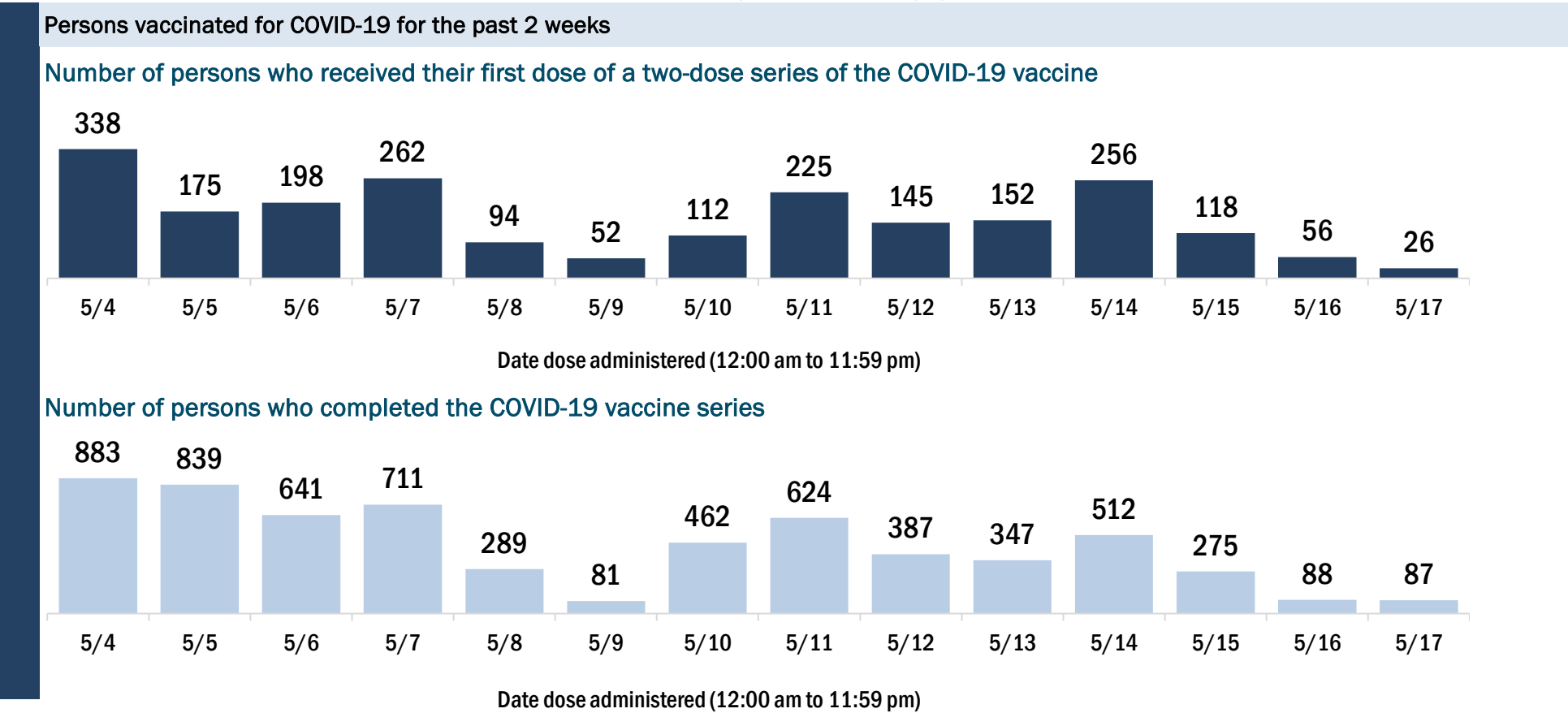
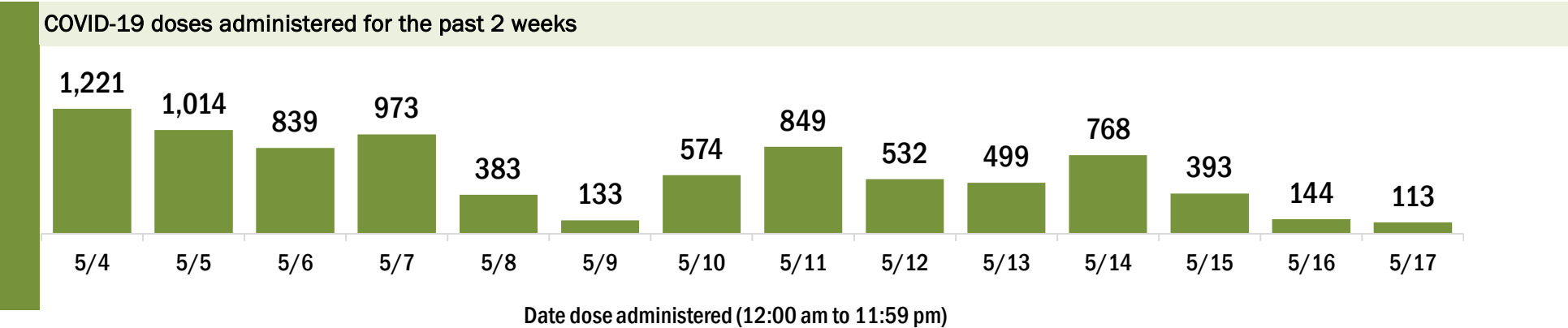
Data in this report are provisional and subject to change.

Data in this summary pertain to COVID-19 vaccines approved by the U.S. Food and Drug Administration and have been issued an Emergency Use Authorization (Janssen COVID-19 Vaccine, Moderna COVID-19 Vaccine and Pfizer-BioNTech COVID-19 Vaccine). These data summarize the number of people who have received either their first dose or have completed the series for a COVID-19 vaccine. **A person can only be counted in one category, first dose or series complete.** For persons receiving Moderna or Pfizer vaccines, once they receive their second dose, they are moved from the first dose column to the series completed column. **Because of this, the total first dose category may show a change from report to report not matching the total receiving their first dose from the previous day.** Persons receiving Johnson & Johnson vaccines will always be counted in the series completed column.

COVID-19 doses for vaccinated persons in Florida	
Doses administered	107,098
People receiving one dose of a 1-dose series (Johnson & Johnson) or receiving only one dose of a 2-dose series (Moderna, Pfizer) count once. Persons receiving both doses of a 2-dose series count twice.	

Current status of persons vaccinated for COVID-19 in Florida	
Total people vaccinated	60,995
First dose	11,723
Series completed	49,272
Completed 1-dose series	3,169
Completed 2-dose series	46,103
First dose: current number of people who have only received their first dose of the Moderna or Pfizer vaccine.	
Series complete: current number of people who have received both Moderna or Pfizer vaccine doses or one Johnson & Johnson dose and are considered fully immunized.	

Demographic summary	First dose	Series complete	Total people vaccinated
Age group	11,723	49,272	60,995
12-14 years	42	0	42
15-24 years	1,231	2,231	3,462
25-34 years	1,343	3,207	4,550
35-44 years	1,734	4,734	6,468
45-54 years	1,834	6,715	8,549
55-64 years	2,321	11,040	13,361
65-74 years	1,961	13,151	15,112
75-84 years	958	6,363	7,321
85+ years	299	1,831	2,130
Race	11,723	49,272	60,995
White	7,445	36,012	43,457
Black	698	1,759	2,457
American Indian/Alaskan	69	287	356
Other	903	3,445	4,348
Unknown	2,608	7,769	10,377
Other race includes Asian, native Hawaiian/Pacific Islander, or other.			
Ethnicity	11,723	49,272	60,995
Hispanic	586	1,599	2,185
Non-Hispanic	6,637	32,972	39,609
Unknown	4,500	14,701	19,201
Gender	11,723	49,272	60,995
Female	6,037	27,377	33,414
Male	5,675	21,877	27,552
Unknown	11	18	29



COVID-19: Sarasota County vaccine summary

Vaccination data through May 17, 2021 as of May 18, 2021 at 12:05 AM

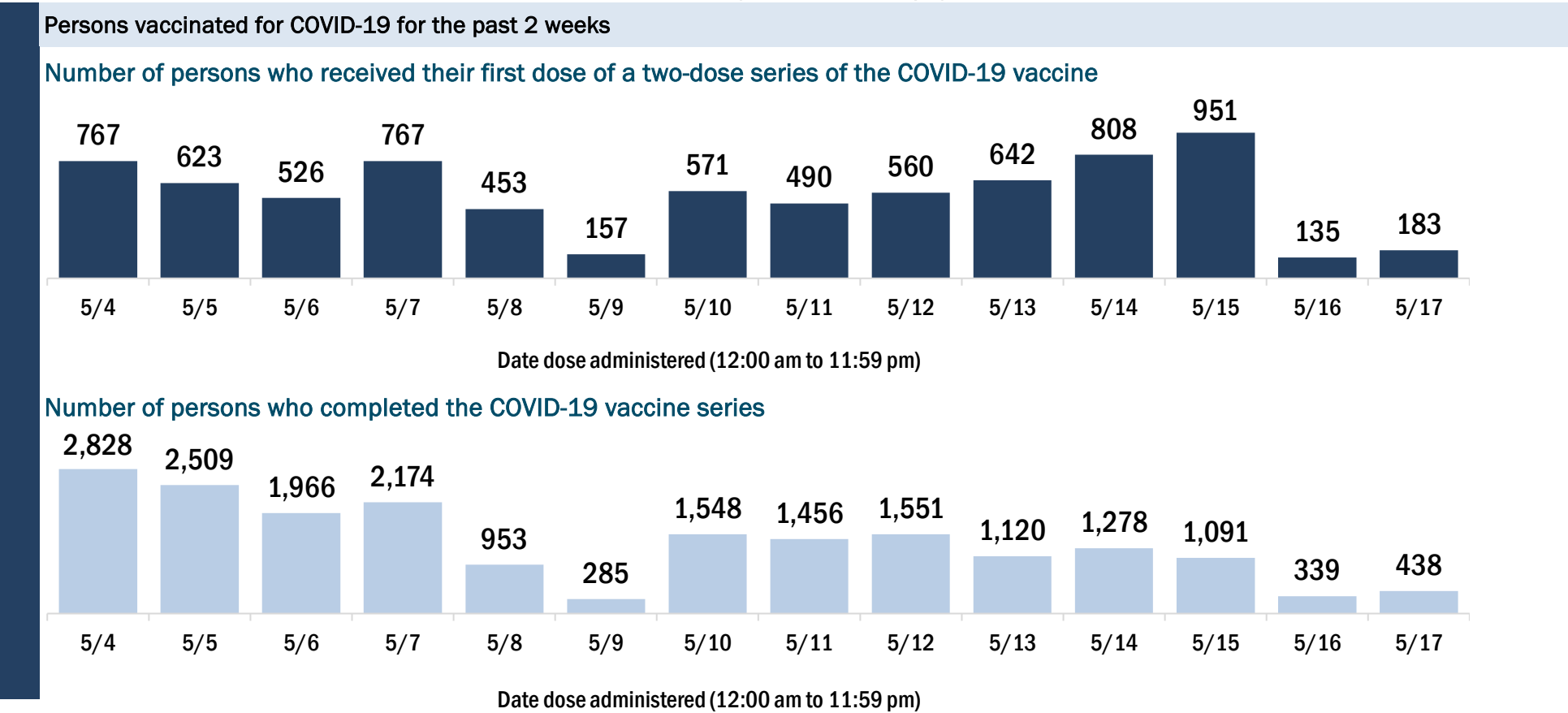
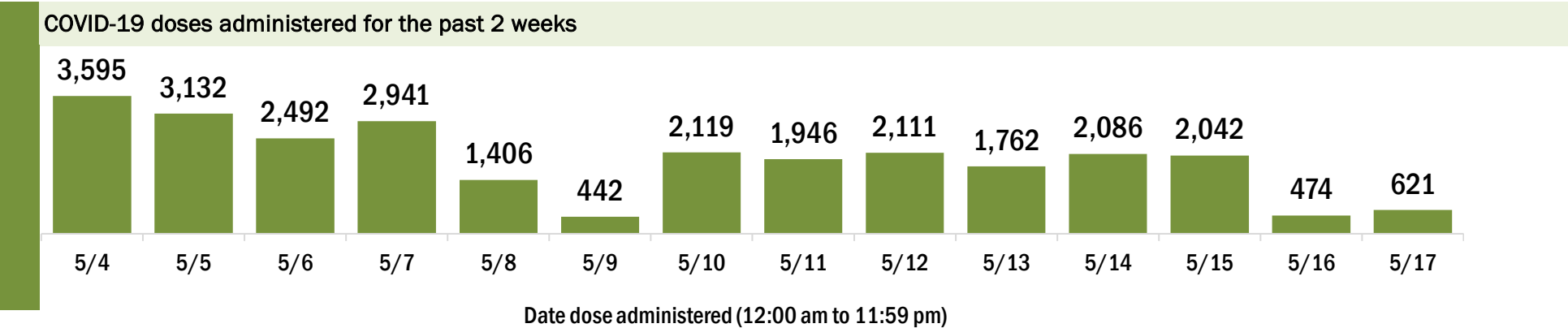
Data in this report are provisional and subject to change.

Data in this summary pertain to COVID-19 vaccines approved by the U.S. Food and Drug Administration and have been issued an Emergency Use Authorization (Janssen COVID-19 Vaccine, Moderna COVID-19 Vaccine and Pfizer-BioNTech COVID-19 Vaccine). These data summarize the number of people who have received either their first dose or have completed the series for a COVID-19 vaccine. **A person can only be counted in one category, first dose or series complete.** For persons receiving Moderna or Pfizer vaccines, once they receive their second dose, they are moved from the first dose column to the series completed column. **Because of this, the total first dose category may show a change from report to report not matching the total receiving their first dose from the previous day.** Persons receiving Johnson & Johnson vaccines will always be counted in the series completed column.

COVID-19 doses for vaccinated persons in Florida	
Doses administered	438,329
People receiving one dose of a 1-dose series (Johnson & Johnson) or receiving only one dose of a 2-dose series (Moderna, Pfizer) count once. Persons receiving both doses of a 2-dose series count twice.	

Current status of persons vaccinated for COVID-19 in Florida	
Total people vaccinated	249,713
First dose	49,921
Series completed	199,792
Completed 1-dose series	11,176
Completed 2-dose series	188,616
First dose: current number of people who have only received their first dose of the Moderna or Pfizer vaccine.	
Series complete: current number of people who have received both Moderna or Pfizer vaccine doses or one Johnson & Johnson dose and are considered fully immunized.	

Demographic summary	First dose	Series complete	Total people vaccinated
Age group	49,921	199,792	249,713
12-14 years	590	0	590
15-24 years	3,923	5,707	9,630
25-34 years	3,427	7,470	10,897
35-44 years	4,132	10,678	14,810
45-54 years	5,553	17,532	23,085
55-64 years	8,350	36,520	44,870
65-74 years	12,278	65,399	77,677
75-84 years	8,307	41,813	50,120
85+ years	3,361	14,673	18,034
Race	49,921	199,792	249,713
White	37,297	157,447	194,744
Black	1,197	3,068	4,265
American Indian/Alaskan	182	689	871
Other	3,553	13,652	17,205
Unknown	7,692	24,936	32,628
Other race includes Asian, native Hawaiian/Pacific Islander, or other.			
Ethnicity	49,921	199,792	249,713
Hispanic	4,007	8,366	12,373
Non-Hispanic	29,659	132,448	162,107
Unknown	16,255	58,978	75,233
Gender	49,921	199,792	249,713
Female	26,299	111,571	137,870
Male	23,505	88,096	111,601
Unknown	117	125	242



COVID-19: Seminole County vaccine summary

Vaccination data through May 17, 2021 as of May 18, 2021 at 12:05 AM

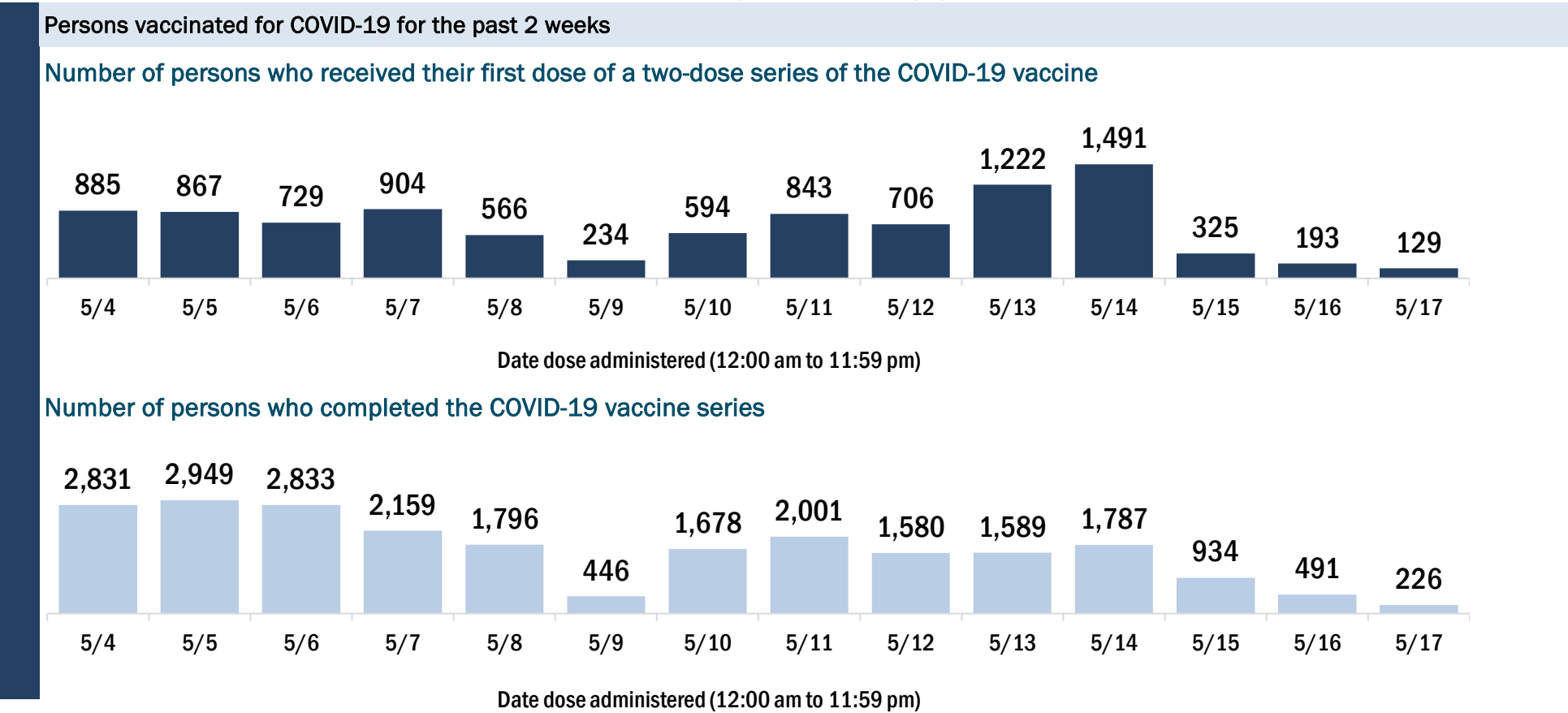
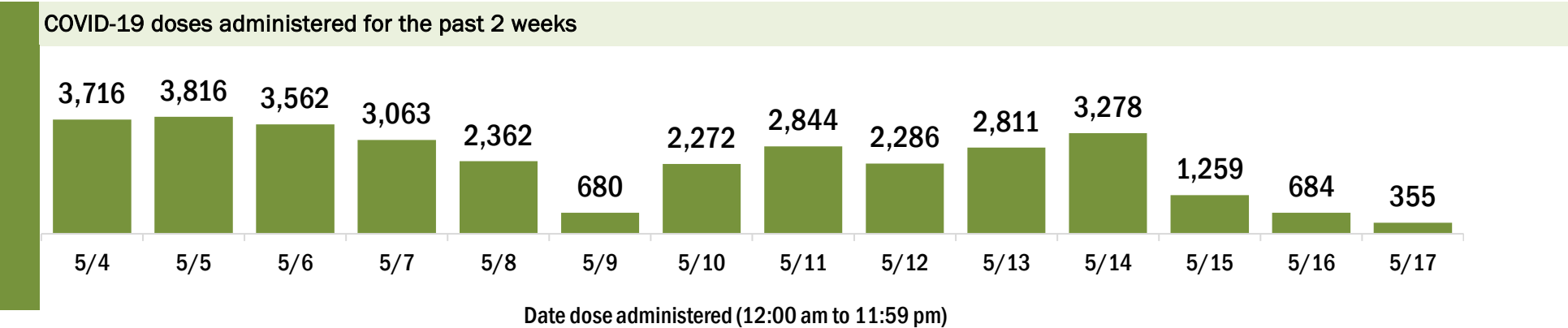
Data in this report are provisional and subject to change.

Data in this summary pertain to COVID-19 vaccines approved by the U.S. Food and Drug Administration and have been issued an Emergency Use Authorization (Janssen COVID-19 Vaccine, Moderna COVID-19 Vaccine and Pfizer-BioNTech COVID-19 Vaccine). These data summarize the number of people who have received either their first dose or have completed the series for a COVID-19 vaccine. **A person can only be counted in one category, first dose or series complete.** For persons receiving Moderna or Pfizer vaccines, once they receive their second dose, they are moved from the first dose column to the series completed column. **Because of this, the total first dose category may show a change from report to report not matching the total receiving their first dose from the previous day.** Persons receiving Johnson & Johnson vaccines will always be counted in the series completed column.

COVID-19 doses for vaccinated persons in Florida	
Doses administered	356,612
People receiving one dose of a 1-dose series (Johnson & Johnson) or receiving only one dose of a 2-dose series (Moderna, Pfizer) count once. Persons receiving both doses of a 2-dose series count twice.	

Current status of persons vaccinated for COVID-19 in Florida	
Total people vaccinated	202,339
First dose	34,911
Series completed	167,428
Completed 1-dose series	13,155
Completed 2-dose series	154,273
First dose: current number of people who have only received their first dose of the Moderna or Pfizer vaccine.	
Series complete: current number of people who have received both Moderna or Pfizer vaccine doses or one Johnson & Johnson dose and are considered fully immunized.	

Demographic summary	First dose	Series complete	Total people vaccinated
Age group	34,911	167,428	202,339
12-14 years	842	0	842
15-24 years	5,793	13,501	19,294
25-34 years	6,057	17,514	23,571
35-44 years	6,262	23,418	29,680
45-54 years	5,626	27,137	32,763
55-64 years	5,133	32,759	37,892
65-74 years	2,929	31,779	34,708
75-84 years	1,537	15,436	16,973
85+ years	732	5,884	6,616
Race	34,911	167,428	202,339
White	20,070	116,622	136,692
Black	2,922	10,939	13,861
American Indian/Alaskan	187	681	868
Other	5,950	24,129	30,079
Unknown	5,782	15,057	20,839
Other race includes Asian, native Hawaiian/Pacific Islander, or other.			
Ethnicity	34,911	167,428	202,339
Hispanic	6,320	21,588	27,908
Non-Hispanic	15,807	105,125	120,932
Unknown	12,784	40,715	53,499
Gender	34,911	167,428	202,339
Female	18,374	93,195	111,569
Male	16,443	74,096	90,539
Unknown	94	137	231



COVID-19: St. Johns County vaccine summary

Vaccination data through May 17, 2021 as of May 18, 2021 at 12:05 AM

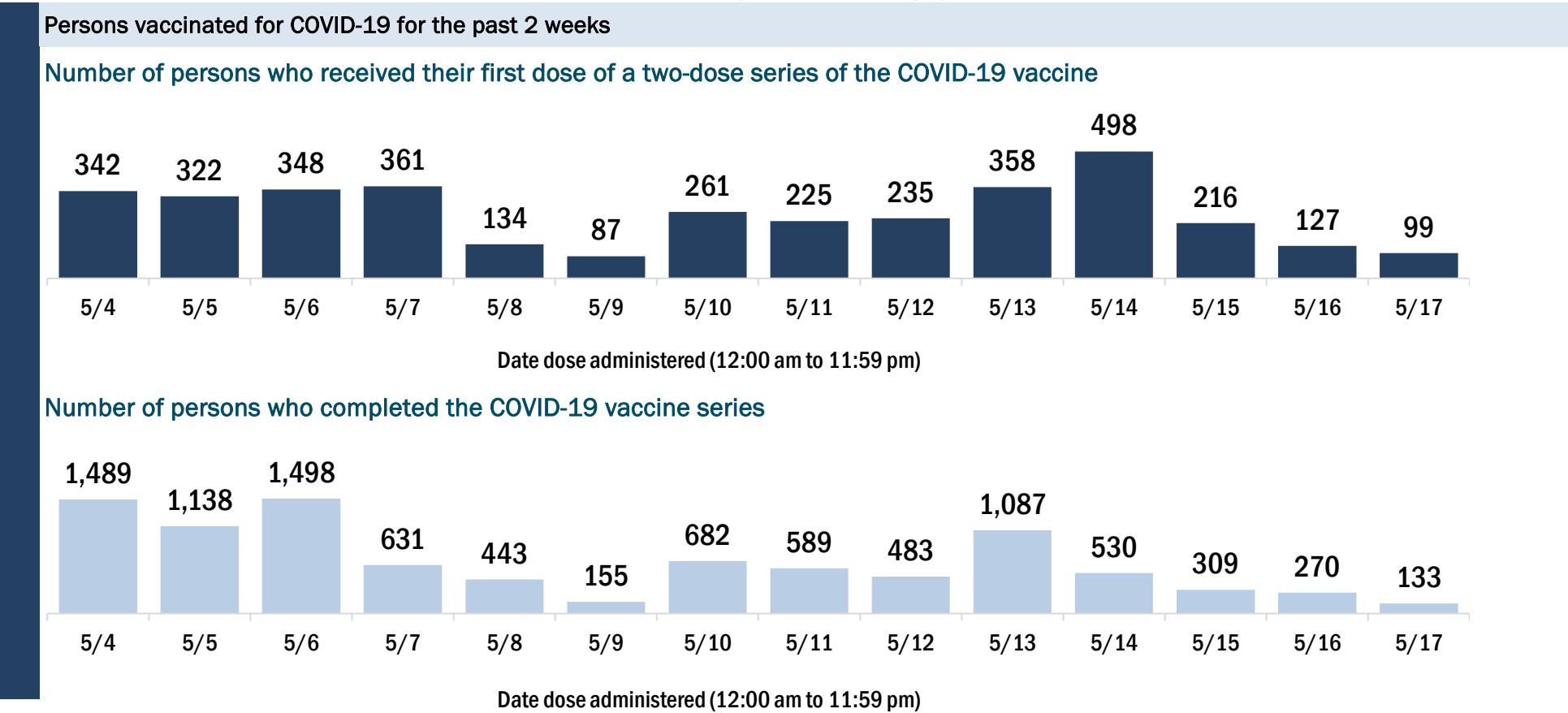
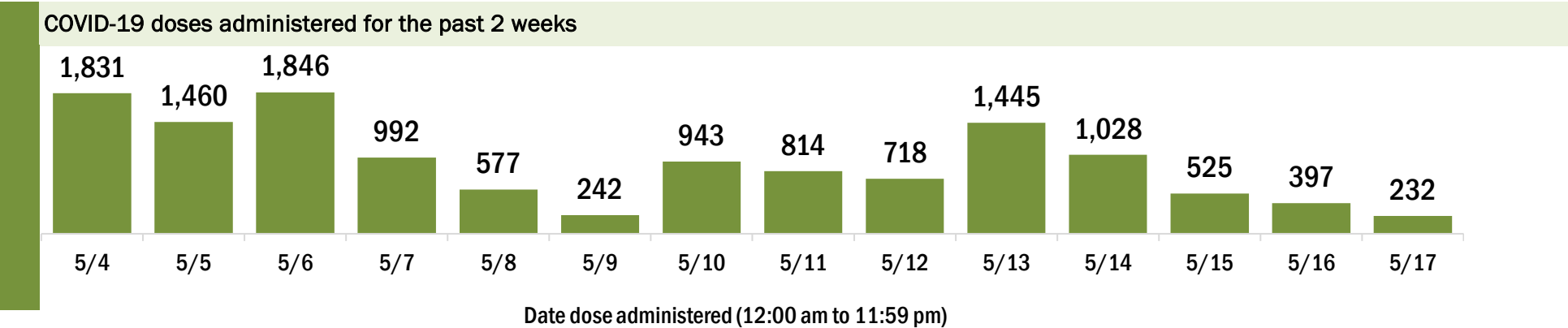
Data in this report are provisional and subject to change.

Data in this summary pertain to COVID-19 vaccines approved by the U.S. Food and Drug Administration and have been issued an Emergency Use Authorization (Janssen COVID-19 Vaccine, Moderna COVID-19 Vaccine and Pfizer-BioNTech COVID-19 Vaccine). These data summarize the number of people who have received either their first dose or have completed the series for a COVID-19 vaccine. **A person can only be counted in one category, first dose or series complete.** For persons receiving Moderna or Pfizer vaccines, once they receive their second dose, they are moved from the first dose column to the series completed column. **Because of this, the total first dose category may show a change from report to report not matching the total receiving their first dose from the previous day.** Persons receiving Johnson & Johnson vaccines will always be counted in the series completed column.

COVID-19 doses for vaccinated persons in Florida	
Doses administered	241,342
People receiving one dose of a 1-dose series (Johnson & Johnson) or receiving only one dose of a 2-dose series (Moderna, Pfizer) count once. Persons receiving both doses of a 2-dose series count twice.	

Current status of persons vaccinated for COVID-19 in Florida	
Total people vaccinated	131,929
First dose	15,909
Series completed	116,020
Completed 1-dose series	6,607
Completed 2-dose series	109,413
First dose: current number of people who have only received their first dose of the Moderna or Pfizer vaccine.	
Series complete: current number of people who have received both Moderna or Pfizer vaccine doses or one Johnson & Johnson dose and are considered fully immunized.	

Demographic summary	First dose	Series complete	Total people vaccinated
Age group	15,909	116,020	131,929
12-14 years	302	0	302
15-24 years	2,510	6,764	9,274
25-34 years	1,790	7,094	8,884
35-44 years	2,560	14,623	17,183
45-54 years	2,630	17,582	20,212
55-64 years	2,568	23,318	25,886
65-74 years	2,054	28,611	30,665
75-84 years	1,058	13,927	14,985
85+ years	437	4,101	4,538
Race	15,909	116,020	131,929
White	9,829	86,204	96,033
Black	624	3,509	4,133
American Indian/Alaskan	51	328	379
Other	1,890	11,169	13,059
Unknown	3,515	14,810	18,325
Other race includes Asian, native Hawaiian/Pacific Islander, or other.			
Ethnicity	15,909	116,020	131,929
Hispanic	919	5,106	6,025
Non-Hispanic	8,214	76,698	84,912
Unknown	6,776	34,216	40,992
Gender	15,909	116,020	131,929
Female	8,349	63,768	72,117
Male	7,532	52,233	59,765
Unknown	28	19	47



COVID-19: St. Lucie County vaccine summary

Vaccination data through May 17, 2021 as of May 18, 2021 at 12:05 AM

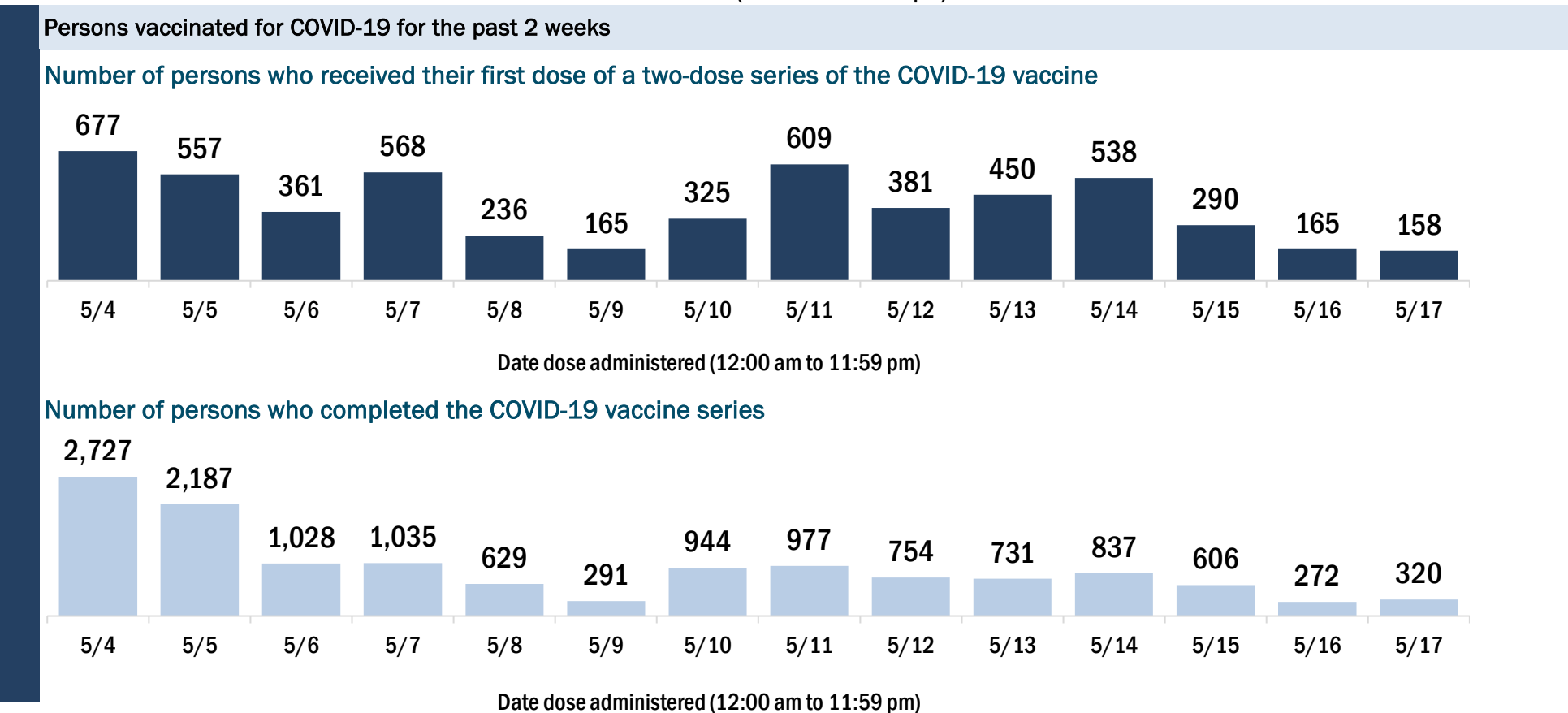
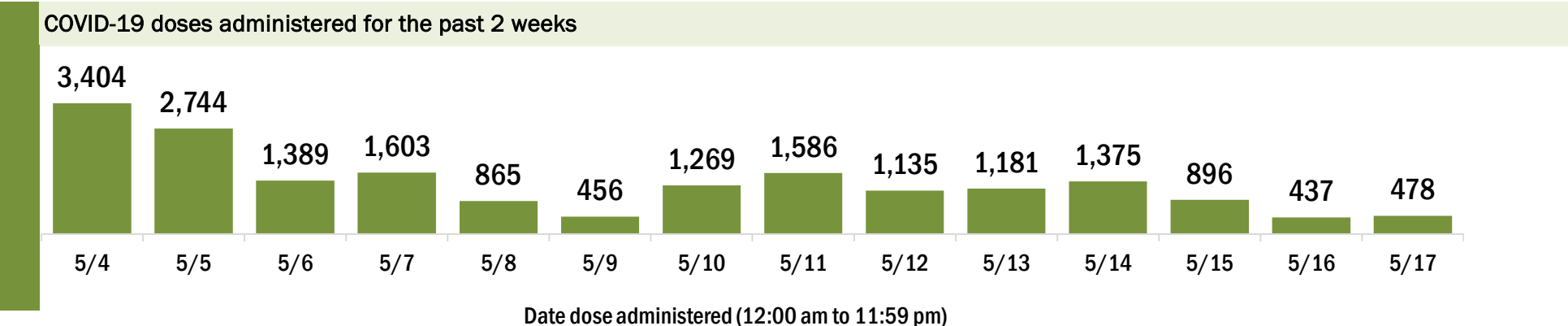
Data in this report are provisional and subject to change.

Data in this summary pertain to COVID-19 vaccines approved by the U.S. Food and Drug Administration and have been issued an Emergency Use Authorization (Janssen COVID-19 Vaccine, Moderna COVID-19 Vaccine and Pfizer-BioNTech COVID-19 Vaccine). These data summarize the number of people who have received either their first dose or have completed the series for a COVID-19 vaccine. **A person can only be counted in one category, first dose or series complete.** For persons receiving Moderna or Pfizer vaccines, once they receive their second dose, they are moved from the first dose column to the series completed column. **Because of this, the total first dose category may show a change from report to report not matching the total receiving their first dose from the previous day.** Persons receiving Johnson & Johnson vaccines will always be counted in the series completed column.

COVID-19 doses for vaccinated persons in Florida	
Doses administered	226,094
People receiving one dose of a 1-dose series (Johnson & Johnson) or receiving only one dose of a 2-dose series (Moderna, Pfizer) count once. Persons receiving both doses of a 2-dose series count twice.	

Current status of persons vaccinated for COVID-19 in Florida	
Total people vaccinated	129,805
First dose	28,699
Series completed	101,106
Completed 1-dose series	4,817
Completed 2-dose series	96,289
First dose: current number of people who have only received their first dose of the Moderna or Pfizer vaccine.	
Series complete: current number of people who have received both Moderna or Pfizer vaccine doses or one Johnson & Johnson dose and are considered fully immunized.	

Demographic summary	First dose	Series complete	Total people vaccinated
Age group	28,699	101,106	129,805
12-14 years	145	0	145
15-24 years	2,424	3,782	6,206
25-34 years	2,448	5,176	7,624
35-44 years	3,242	7,720	10,962
45-54 years	4,143	12,122	16,265
55-64 years	5,914	21,060	26,974
65-74 years	5,781	29,607	35,388
75-84 years	3,392	16,632	20,024
85+ years	1,210	5,007	6,217
Race	28,699	101,106	129,805
White	16,993	65,285	82,278
Black	3,218	9,592	12,810
American Indian/Alaskan	173	458	631
Other	3,026	9,569	12,595
Unknown	5,289	16,202	21,491
Other race includes Asian, native Hawaiian/Pacific Islander, or other.			
Ethnicity	28,699	101,106	129,805
Hispanic	4,246	11,010	15,256
Non-Hispanic	12,991	55,627	68,618
Unknown	11,462	34,469	45,931
Gender	28,699	101,106	129,805
Female	15,282	56,569	71,851
Male	13,328	44,464	57,792
Unknown	89	73	162



COVID-19: Sumter County vaccine summary

Vaccination data through May 17, 2021 as of May 18, 2021 at 12:05 AM

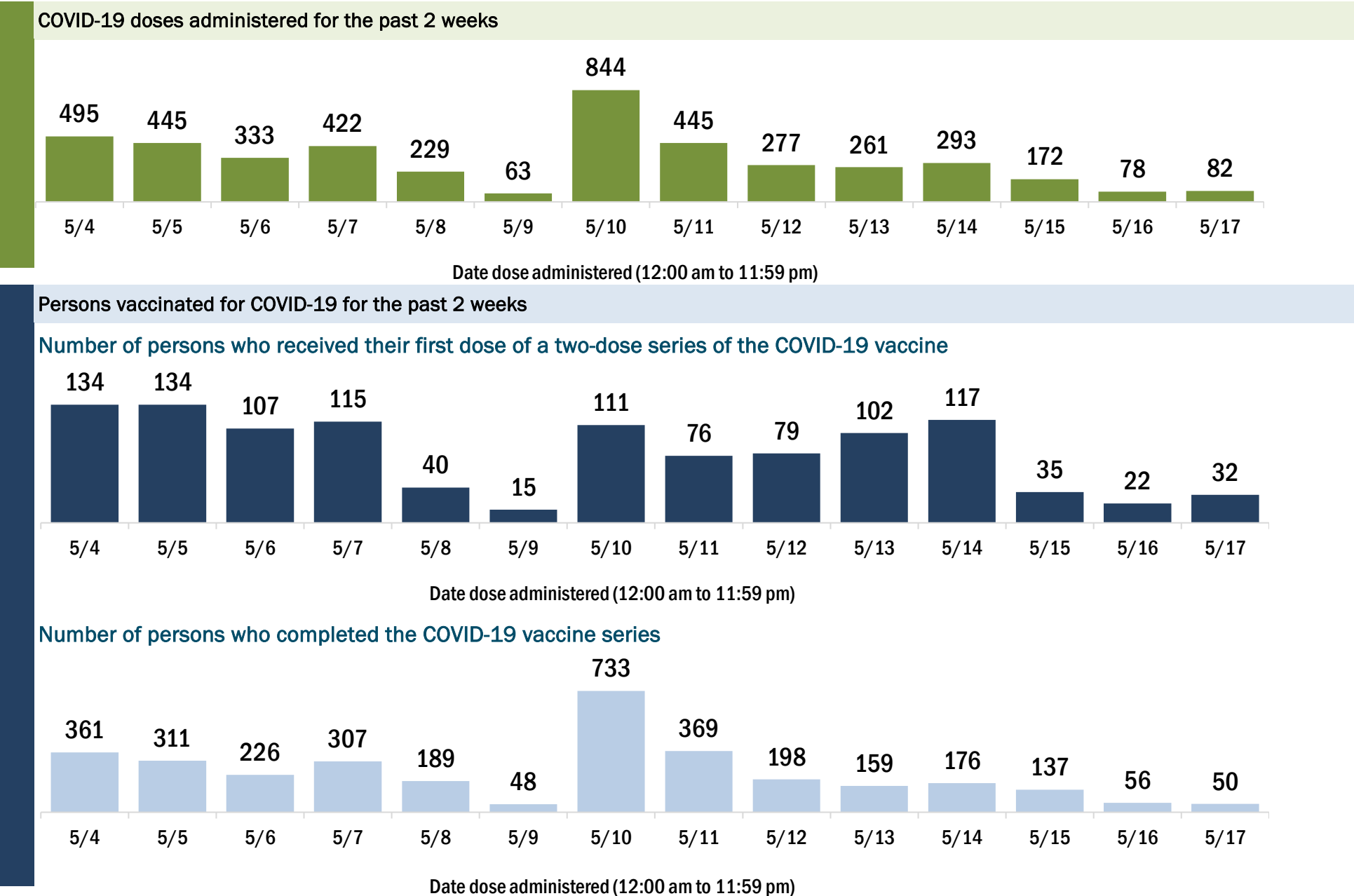
Data in this report are provisional and subject to change.

Data in this summary pertain to COVID-19 vaccines approved by the U.S. Food and Drug Administration and have been issued an Emergency Use Authorization (Janssen COVID-19 Vaccine, Moderna COVID-19 Vaccine and Pfizer-BioNTech COVID-19 Vaccine). These data summarize the number of people who have received either their first dose or have completed the series for a COVID-19 vaccine. **A person can only be counted in one category, first dose or series complete.** For persons receiving Moderna or Pfizer vaccines, once they receive their second dose, they are moved from the first dose column to the series completed column. **Because of this, the total first dose category may show a change from report to report not matching the total receiving their first dose from the previous day.** Persons receiving Johnson & Johnson vaccines will always be counted in the series completed column.

COVID-19 doses for vaccinated persons in Florida	
Doses administered	155,749
People receiving one dose of a 1-dose series (Johnson & Johnson) or receiving only one dose of a 2-dose series (Moderna, Pfizer) count once. Persons receiving both doses of a 2-dose series count twice.	

Current status of persons vaccinated for COVID-19 in Florida	
Total people vaccinated	85,080
First dose	9,813
Series completed	75,267
Completed 1-dose series	4,598
Completed 2-dose series	70,669
First dose: current number of people who have only received their first dose of the Moderna or Pfizer vaccine.	
Series complete: current number of people who have received both Moderna or Pfizer vaccine doses or one Johnson & Johnson dose and are considered fully immunized.	

Demographic summary	First dose	Series complete	Total people vaccinated
Age group	9,813	75,267	85,080
12-14 years	12	0	12
15-24 years	270	379	649
25-34 years	345	703	1,048
35-44 years	505	1,048	1,553
45-54 years	728	2,103	2,831
55-64 years	1,958	9,162	11,120
65-74 years	3,157	34,435	37,592
75-84 years	2,294	23,432	25,726
85+ years	544	4,005	4,549
Race	9,813	75,267	85,080
White	7,414	63,066	70,480
Black	266	1,198	1,464
American Indian/Alaskan	28	163	191
Other	679	2,988	3,667
Unknown	1,426	7,852	9,278
Other race includes Asian, native Hawaiian/Pacific Islander, or other.			
Ethnicity	9,813	75,267	85,080
Hispanic	335	1,507	1,842
Non-Hispanic	6,032	50,960	56,992
Unknown	3,446	22,800	26,246
Gender	9,813	75,267	85,080
Female	5,356	41,567	46,923
Male	4,440	33,681	38,121
Unknown	17	19	36



COVID-19: Suwannee County vaccine summary

Vaccination data through May 17, 2021 as of May 18, 2021 at 12:05 AM

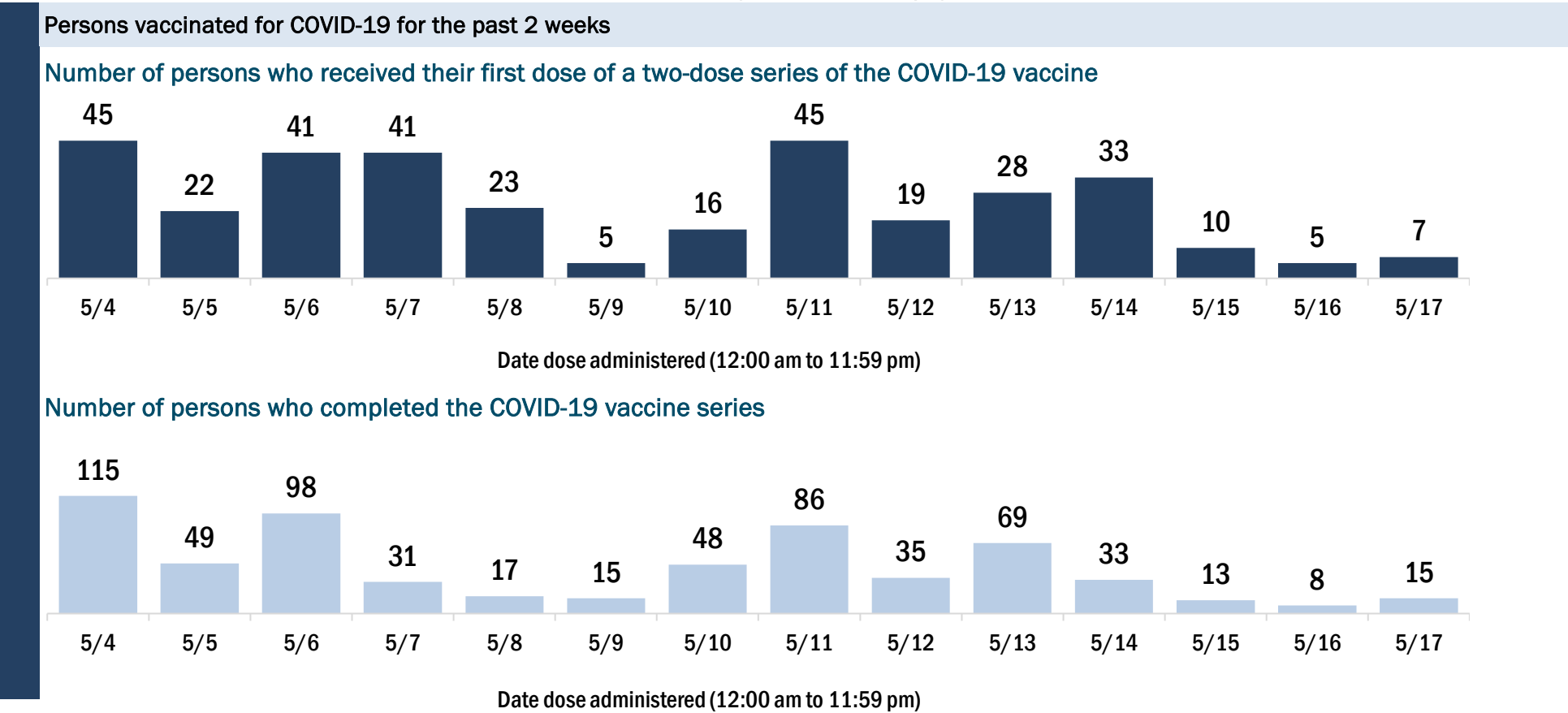
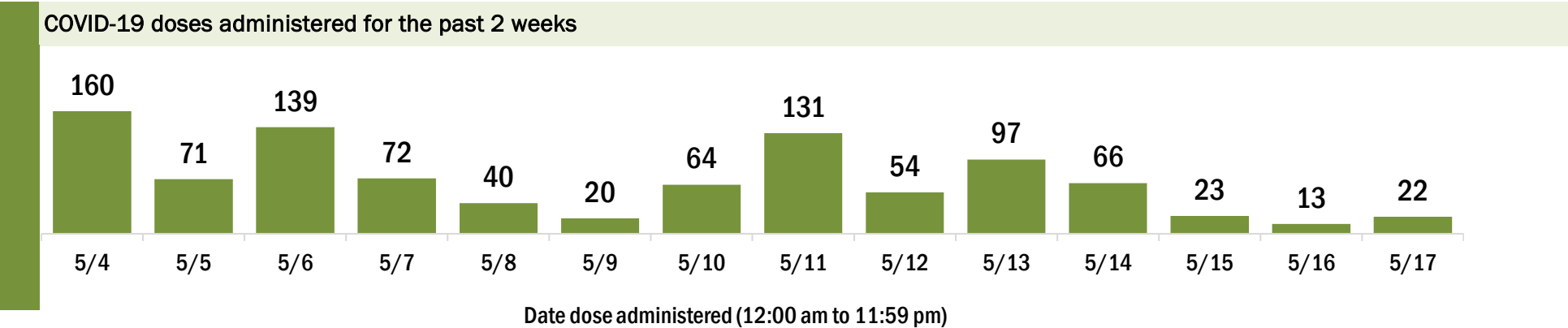
Data in this report are provisional and subject to change.

Data in this summary pertain to COVID-19 vaccines approved by the U.S. Food and Drug Administration and have been issued an Emergency Use Authorization (Janssen COVID-19 Vaccine, Moderna COVID-19 Vaccine and Pfizer-BioNTech COVID-19 Vaccine). These data summarize the number of people who have received either their first dose or have completed the series for a COVID-19 vaccine. **A person can only be counted in one category, first dose or series complete.** For persons receiving Moderna or Pfizer vaccines, once they receive their second dose, they are moved from the first dose column to the series completed column. **Because of this, the total first dose category may show a change from report to report not matching the total receiving their first dose from the previous day.** Persons receiving Johnson & Johnson vaccines will always be counted in the series completed column.

COVID-19 doses for vaccinated persons in Florida	
Doses administered	18,831
People receiving one dose of a 1-dose series (Johnson & Johnson) or receiving only one dose of a 2-dose series (Moderna, Pfizer) count once. Persons receiving both doses of a 2-dose series count twice.	

Current status of persons vaccinated for COVID-19 in Florida	
Total people vaccinated	10,720
First dose	1,872
Series completed	8,848
Completed 1-dose series	737
Completed 2-dose series	8,111
First dose: current number of people who have only received their first dose of the Moderna or Pfizer vaccine.	
Series complete: current number of people who have received both Moderna or Pfizer vaccine doses or one Johnson & Johnson dose and are considered fully immunized.	

Demographic summary	First dose	Series complete	Total people vaccinated
Age group	1,872	8,848	10,720
12-14 years	8	0	8
15-24 years	163	224	387
25-34 years	200	291	491
35-44 years	261	483	744
45-54 years	305	786	1,091
55-64 years	482	1,916	2,398
65-74 years	240	2,829	3,069
75-84 years	155	1,739	1,894
85+ years	58	580	638
Race	1,872	8,848	10,720
White	1,181	6,284	7,465
Black	306	733	1,039
American Indian/Alaskan	6	13	19
Other	172	587	759
Unknown	207	1,231	1,438
Other race includes Asian, native Hawaiian/Pacific Islander, or other.			
Ethnicity	1,872	8,848	10,720
Hispanic	183	411	594
Non-Hispanic	1,128	5,351	6,479
Unknown	561	3,086	3,647
Gender	1,872	8,848	10,720
Female	795	5,071	5,866
Male	1,077	3,777	4,854
Unknown	0	0	0



COVID-19: Taylor County vaccine summary

Vaccination data through May 17, 2021 as of May 18, 2021 at 12:05 AM

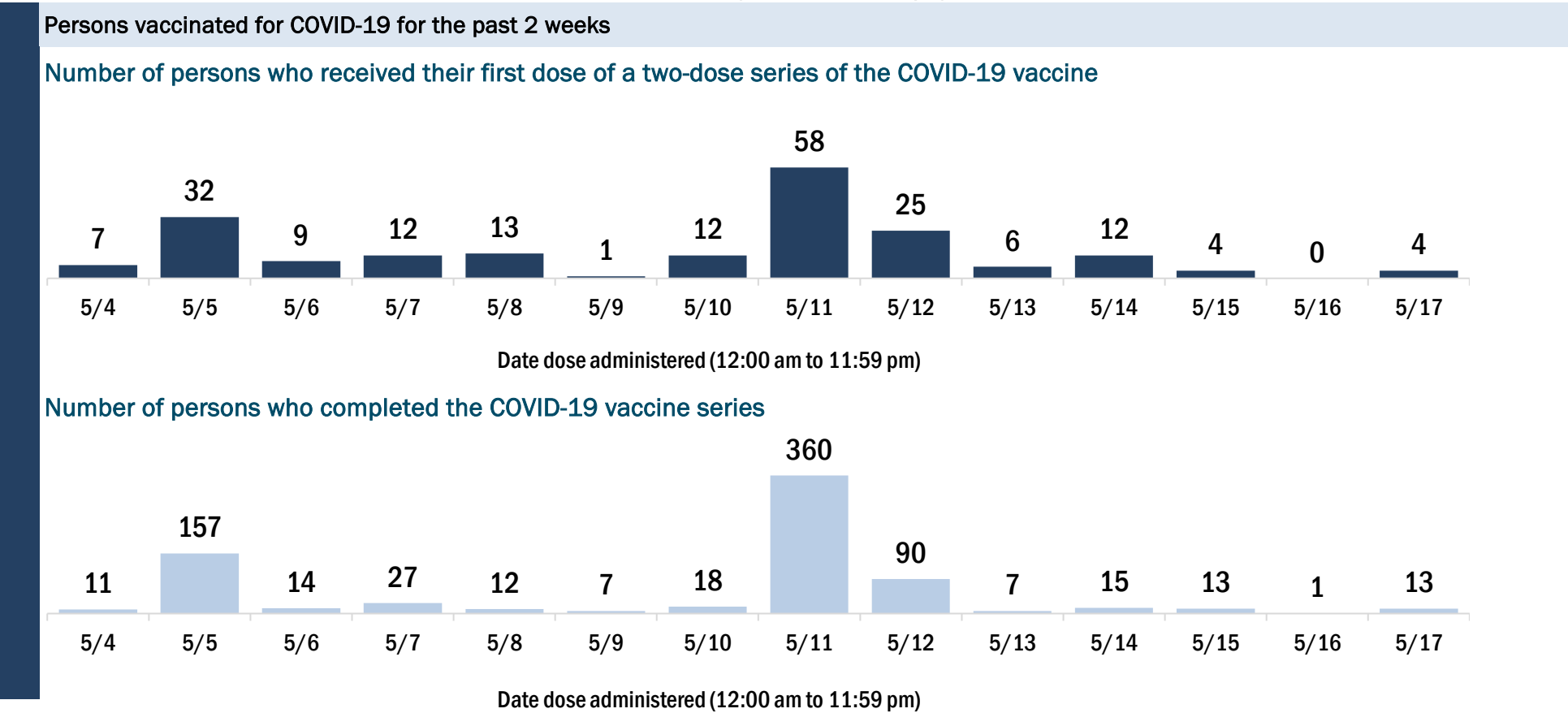
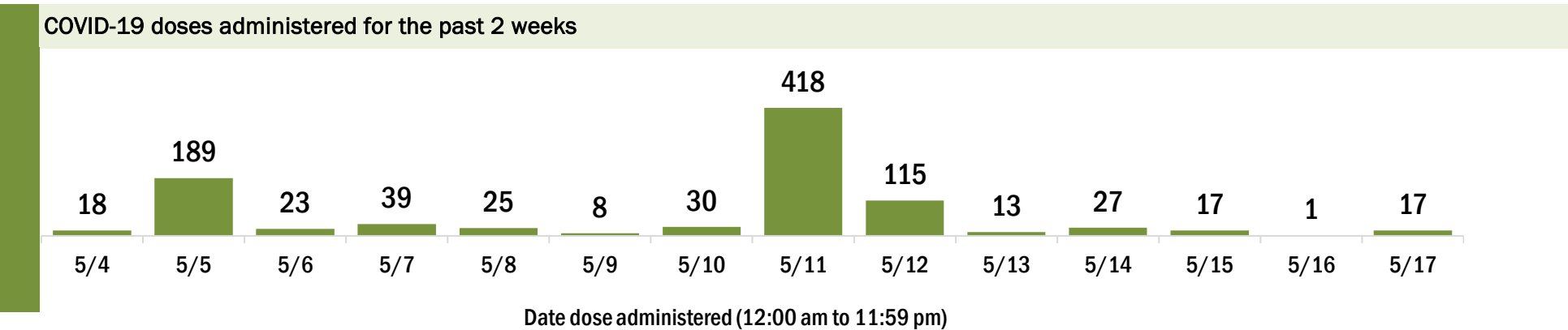
Data in this report are provisional and subject to change.

Data in this summary pertain to COVID-19 vaccines approved by the U.S. Food and Drug Administration and have been issued an Emergency Use Authorization (Janssen COVID-19 Vaccine, Moderna COVID-19 Vaccine and Pfizer-BioNTech COVID-19 Vaccine). These data summarize the number of people who have received either their first dose or have completed the series for a COVID-19 vaccine. **A person can only be counted in one category, first dose or series complete.** For persons receiving Moderna or Pfizer vaccines, once they receive their second dose, they are moved from the first dose column to the series completed column. **Because of this, the total first dose category may show a change from report to report not matching the total receiving their first dose from the previous day.** Persons receiving Johnson & Johnson vaccines will always be counted in the series completed column.

COVID-19 doses for vaccinated persons in Florida	
Doses administered	10,358
People receiving one dose of a 1-dose series (Johnson & Johnson) or receiving only one dose of a 2-dose series (Moderna, Pfizer) count once. Persons receiving both doses of a 2-dose series count twice.	

Current status of persons vaccinated for COVID-19 in Florida	
Total people vaccinated	5,948
First dose	1,211
Series completed	4,737
Completed 1-dose series	327
Completed 2-dose series	4,410
First dose: current number of people who have only received their first dose of the Moderna or Pfizer vaccine.	
Series complete: current number of people who have received both Moderna or Pfizer vaccine doses or one Johnson & Johnson dose and are considered fully immunized.	

Demographic summary	First dose	Series complete	Total people vaccinated
Age group	1,211	4,737	5,948
12-14 years	2	0	2
15-24 years	54	80	134
25-34 years	94	203	297
35-44 years	110	326	436
45-54 years	153	512	665
55-64 years	280	1,095	1,375
65-74 years	310	1,477	1,787
75-84 years	158	823	981
85+ years	50	221	271
Race	1,211	4,737	5,948
White	836	3,471	4,307
Black	184	682	866
American Indian/Alaskan	6	35	41
Other	59	306	365
Unknown	126	243	369
Other race includes Asian, native Hawaiian/Pacific Islander, or other.			
Ethnicity	1,211	4,737	5,948
Hispanic	23	94	117
Non-Hispanic	713	3,002	3,715
Unknown	475	1,641	2,116
Gender	1,211	4,737	5,948
Female	581	2,422	3,003
Male	629	2,314	2,943
Unknown	1	1	2



COVID-19: Union County vaccine summary

Vaccination data through May 17, 2021 as of May 18, 2021 at 12:05 AM

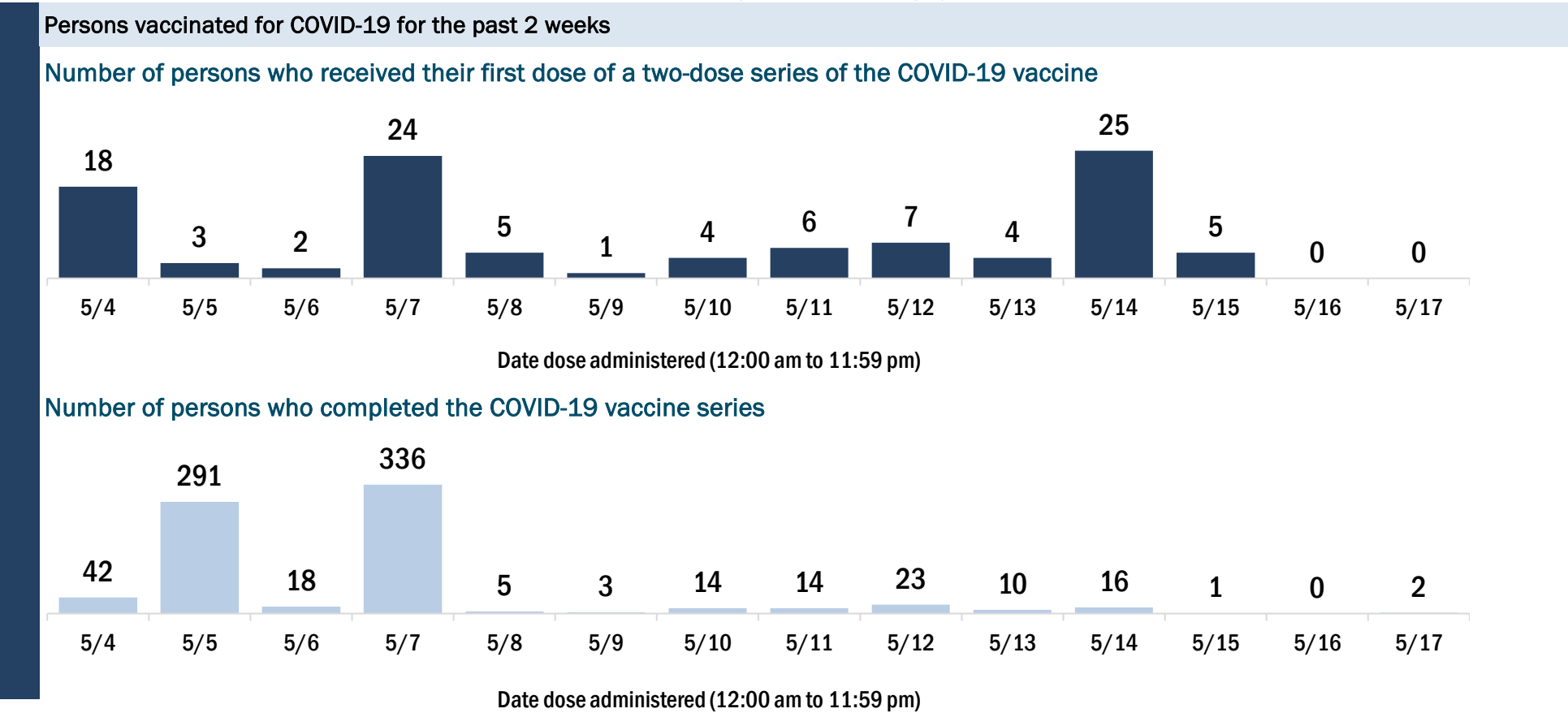
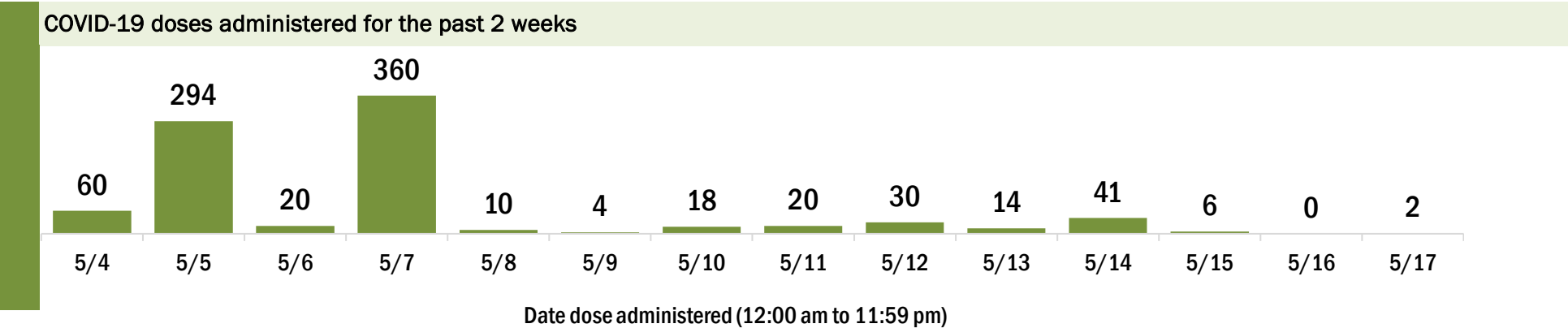
Data in this report are provisional and subject to change.

Data in this summary pertain to COVID-19 vaccines approved by the U.S. Food and Drug Administration and have been issued an Emergency Use Authorization (Janssen COVID-19 Vaccine, Moderna COVID-19 Vaccine and Pfizer-BioNTech COVID-19 Vaccine). These data summarize the number of people who have received either their first dose or have completed the series for a COVID-19 vaccine. **A person can only be counted in one category, first dose or series complete.** For persons receiving Moderna or Pfizer vaccines, once they receive their second dose, they are moved from the first dose column to the series completed column. **Because of this, the total first dose category may show a change from report to report not matching the total receiving their first dose from the previous day.** Persons receiving Johnson & Johnson vaccines will always be counted in the series completed column.

COVID-19 doses for vaccinated persons in Florida	
Doses administered	7,345
People receiving one dose of a 1-dose series (Johnson & Johnson) or receiving only one dose of a 2-dose series (Moderna, Pfizer) count once. Persons receiving both doses of a 2-dose series count twice.	

Current status of persons vaccinated for COVID-19 in Florida	
Total people vaccinated	4,750
First dose	2,032
Series completed	2,718
Completed 1-dose series	123
Completed 2-dose series	2,595
First dose: current number of people who have only received their first dose of the Moderna or Pfizer vaccine.	
Series complete: current number of people who have received both Moderna or Pfizer vaccine doses or one Johnson & Johnson dose and are considered fully immunized.	

Demographic summary	First dose	Series complete	Total people vaccinated
Age group	2,032	2,718	4,750
12-14 years	0	0	0
15-24 years	54	81	135
25-34 years	84	176	260
35-44 years	176	249	425
45-54 years	268	379	647
55-64 years	755	630	1,385
65-74 years	553	712	1,265
75-84 years	127	385	512
85+ years	15	106	121
Race	2,032	2,718	4,750
White	1,326	2,062	3,388
Black	595	425	1,020
American Indian/Alaskan	5	18	23
Other	71	162	233
Unknown	35	51	86
Other race includes Asian, native Hawaiian/Pacific Islander, or other.			
Ethnicity	2,032	2,718	4,750
Hispanic	67	92	159
Non-Hispanic	1,865	2,400	4,265
Unknown	100	226	326
Gender	2,032	2,718	4,750
Female	158	1,223	1,381
Male	1,869	1,495	3,364
Unknown	5	0	5



COVID-19: Volusia County vaccine summary

Vaccination data through May 17, 2021 as of May 18, 2021 at 12:05 AM

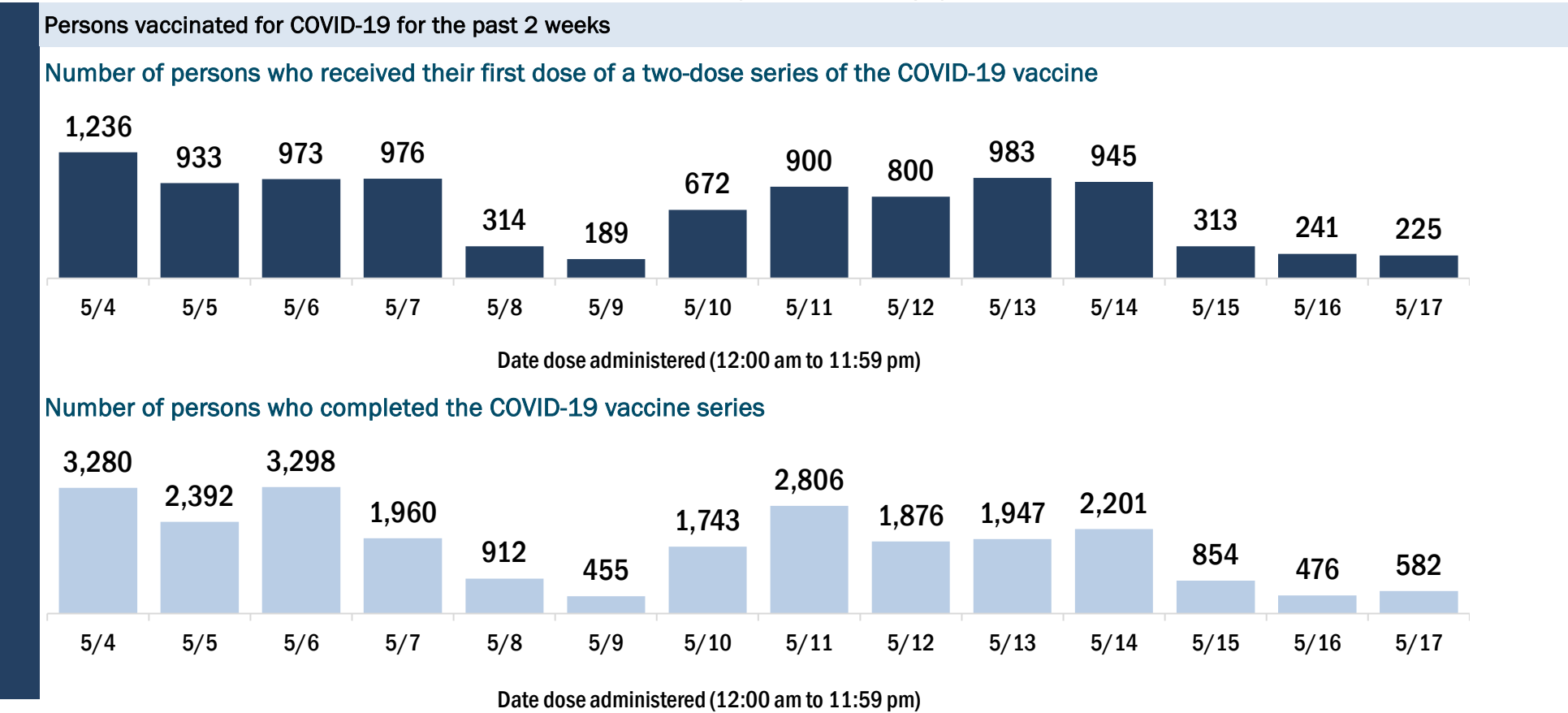
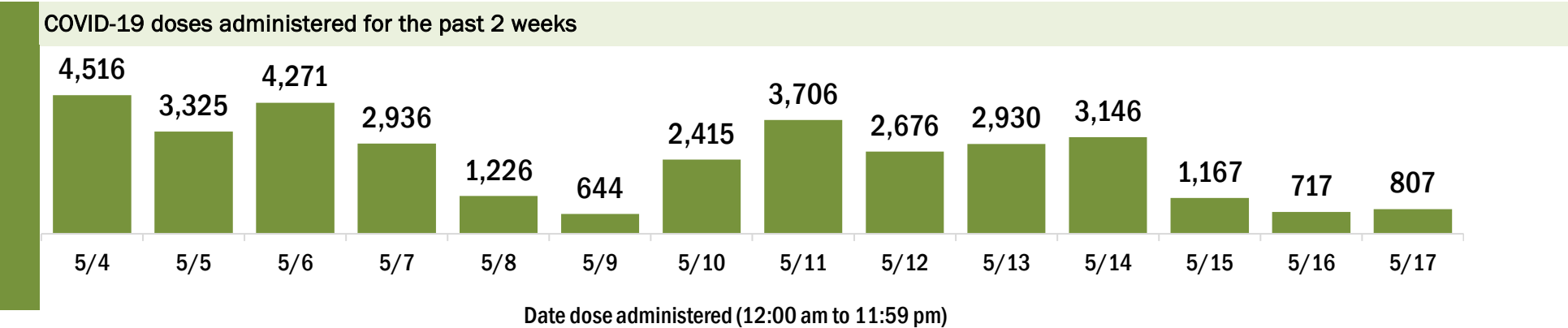
Data in this report are provisional and subject to change.

Data in this summary pertain to COVID-19 vaccines approved by the U.S. Food and Drug Administration and have been issued an Emergency Use Authorization (Janssen COVID-19 Vaccine, Moderna COVID-19 Vaccine and Pfizer-BioNTech COVID-19 Vaccine). These data summarize the number of people who have received either their first dose or have completed the series for a COVID-19 vaccine. **A person can only be counted in one category, first dose or series complete.** For persons receiving Moderna or Pfizer vaccines, once they receive their second dose, they are moved from the first dose column to the series completed column. **Because of this, the total first dose category may show a change from report to report not matching the total receiving their first dose from the previous day.** Persons receiving Johnson & Johnson vaccines will always be counted in the series completed column.

COVID-19 doses for vaccinated persons in Florida	
Doses administered	394,231
People receiving one dose of a 1-dose series (Johnson & Johnson) or receiving only one dose of a 2-dose series (Moderna, Pfizer) count once. Persons receiving both doses of a 2-dose series count twice.	

Current status of persons vaccinated for COVID-19 in Florida	
Total people vaccinated	229,822
First dose	44,589
Series completed	185,233
Completed 1-dose series	20,824
Completed 2-dose series	164,409
First dose: current number of people who have only received their first dose of the Moderna or Pfizer vaccine.	
Series complete: current number of people who have received both Moderna or Pfizer vaccine doses or one Johnson & Johnson dose and are considered fully immunized.	

Demographic summary	First dose	Series complete	Total people vaccinated
Age group	44,589	185,233	229,822
12-14 years	230	0	230
15-24 years	4,544	8,055	12,599
25-34 years	4,271	9,903	14,174
35-44 years	5,098	13,080	18,178
45-54 years	6,562	20,484	27,046
55-64 years	10,031	38,730	48,761
65-74 years	8,238	54,327	62,565
75-84 years	4,087	30,206	34,293
85+ years	1,528	10,448	11,976
Race	44,589	185,233	229,822
White	27,925	122,628	150,553
Black	2,990	8,910	11,900
American Indian/Alaskan	186	616	802
Other	5,047	20,635	25,682
Unknown	8,441	32,444	40,885
Other race includes Asian, native Hawaiian/Pacific Islander, or other.			
Ethnicity	44,589	185,233	229,822
Hispanic	5,186	12,752	17,938
Non-Hispanic	22,320	97,708	120,028
Unknown	17,083	74,773	91,856
Gender	44,589	185,233	229,822
Female	23,162	102,974	126,136
Male	20,809	79,410	100,219
Unknown	618	2,849	3,467



COVID-19: Wakulla County vaccine summary

Vaccination data through May 17, 2021 as of May 18, 2021 at 12:05 AM

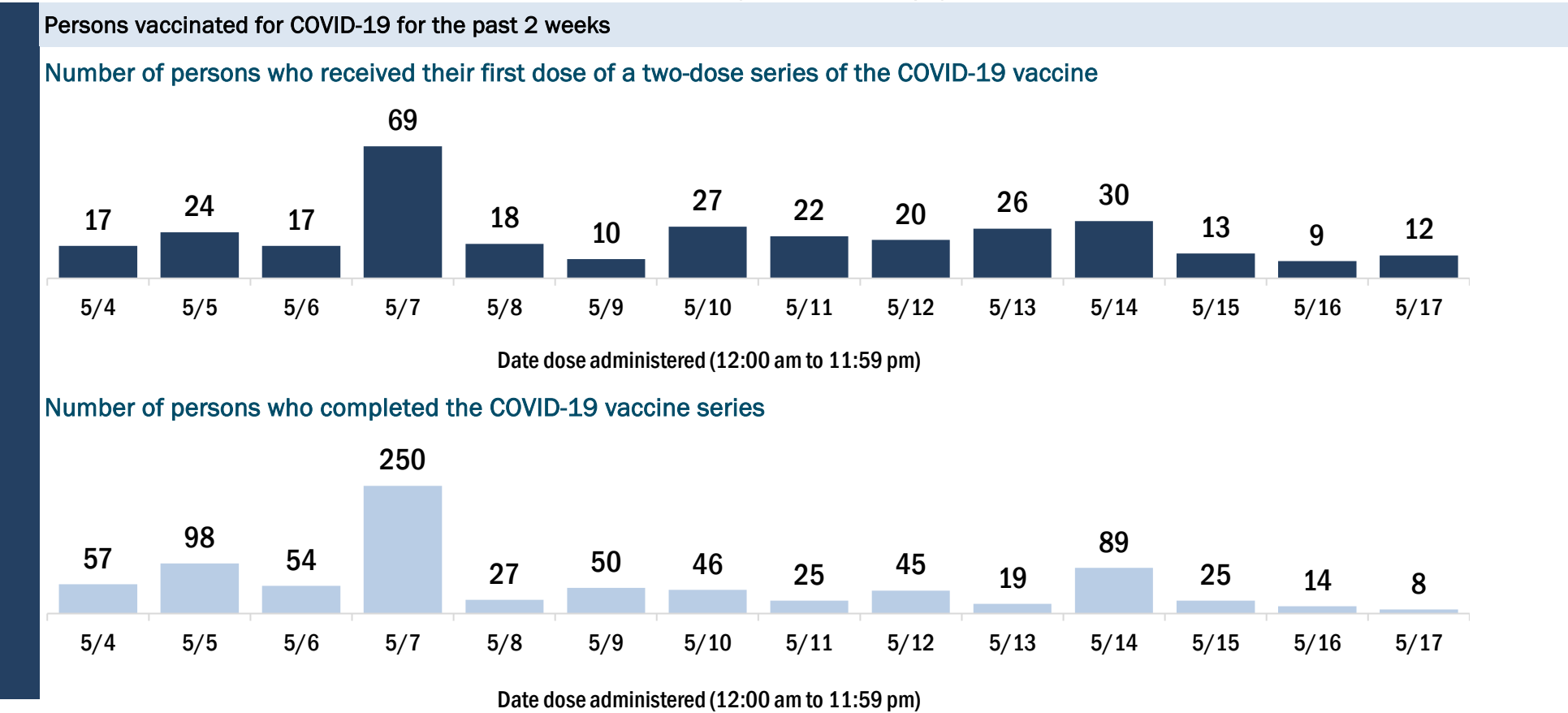
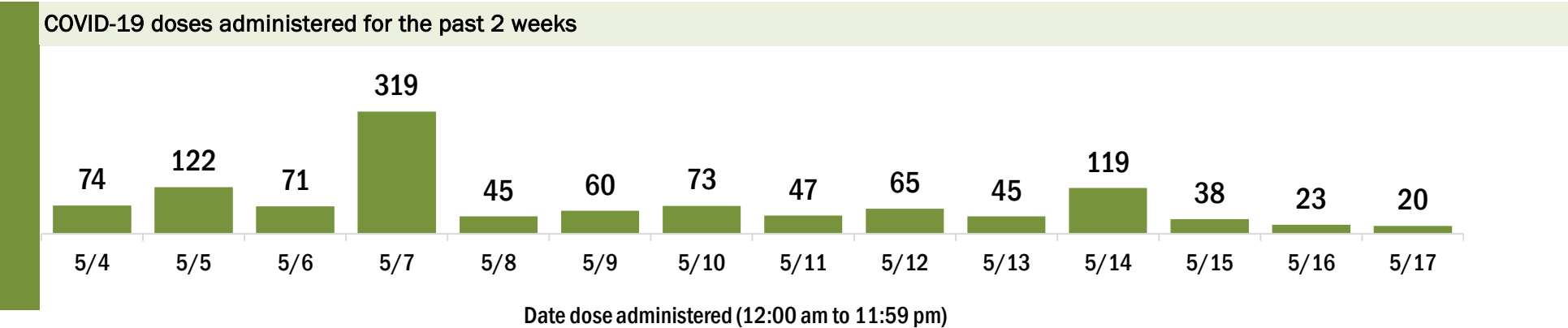
Data in this report are provisional and subject to change.

Data in this summary pertain to COVID-19 vaccines approved by the U.S. Food and Drug Administration and have been issued an Emergency Use Authorization (Janssen COVID-19 Vaccine, Moderna COVID-19 Vaccine and Pfizer-BioNTech COVID-19 Vaccine). These data summarize the number of people who have received either their first dose or have completed the series for a COVID-19 vaccine. **A person can only be counted in one category, first dose or series complete.** For persons receiving Moderna or Pfizer vaccines, once they receive their second dose, they are moved from the first dose column to the series completed column. **Because of this, the total first dose category may show a change from report to report not matching the total receiving their first dose from the previous day.** Persons receiving Johnson & Johnson vaccines will always be counted in the series completed column.

COVID-19 doses for vaccinated persons in Florida	
Doses administered	19,345
People receiving one dose of a 1-dose series (Johnson & Johnson) or receiving only one dose of a 2-dose series (Moderna, Pfizer) count once. Persons receiving both doses of a 2-dose series count twice.	

Current status of persons vaccinated for COVID-19 in Florida	
Total people vaccinated	11,272
First dose	2,614
Series completed	8,658
Completed 1-dose series	585
Completed 2-dose series	8,073
First dose: current number of people who have only received their first dose of the Moderna or Pfizer vaccine.	
Series complete: current number of people who have received both Moderna or Pfizer vaccine doses or one Johnson & Johnson dose and are considered fully immunized.	

Demographic summary	First dose	Series complete	Total people vaccinated
Age group	2,614	8,658	11,272
12-14 years	10	0	10
15-24 years	155	322	477
25-34 years	316	504	820
35-44 years	419	764	1,183
45-54 years	497	1,142	1,639
55-64 years	552	1,948	2,500
65-74 years	420	2,534	2,954
75-84 years	185	1,171	1,356
85+ years	60	273	333
Race	2,614	8,658	11,272
White	1,837	6,442	8,279
Black	496	653	1,149
American Indian/Alaskan	7	40	47
Other	124	1,069	1,193
Unknown	150	454	604
Other race includes Asian, native Hawaiian/Pacific Islander, or other.			
Ethnicity	2,614	8,658	11,272
Hispanic	42	185	227
Non-Hispanic	1,264	6,929	8,193
Unknown	1,308	1,544	2,852
Gender	2,614	8,658	11,272
Female	930	4,820	5,750
Male	1,683	3,837	5,520
Unknown	1	1	2



COVID-19: Walton County vaccine summary

Vaccination data through May 17, 2021 as of May 18, 2021 at 12:05 AM

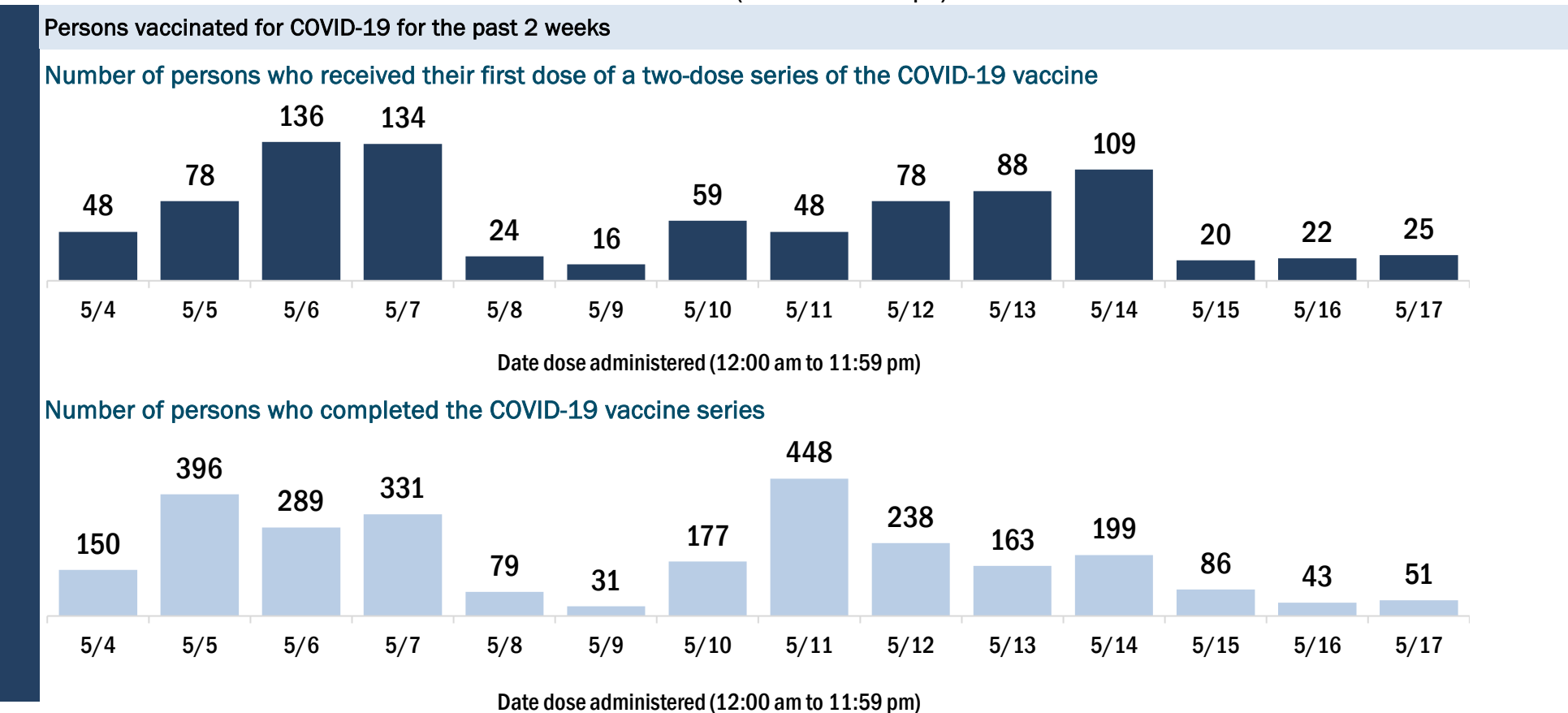
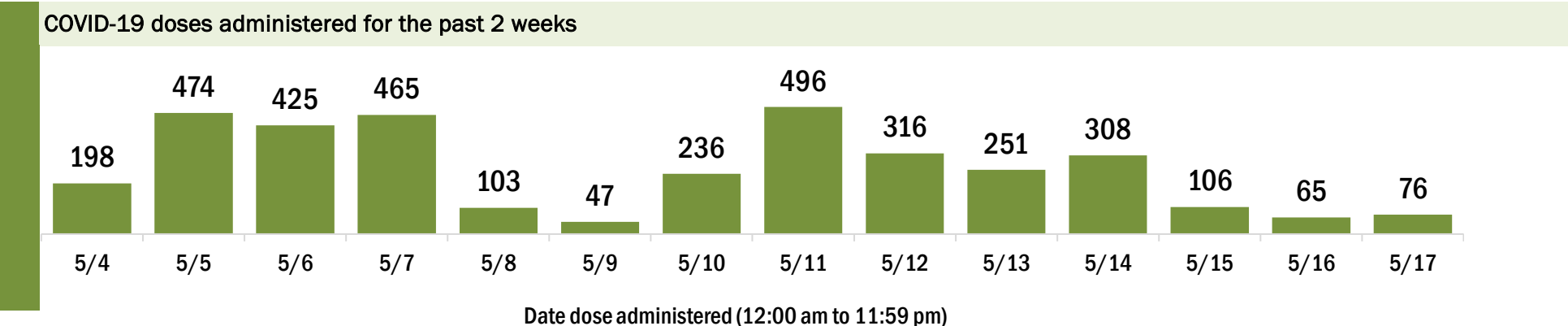
Data in this report are provisional and subject to change.

Data in this summary pertain to COVID-19 vaccines approved by the U.S. Food and Drug Administration and have been issued an Emergency Use Authorization (Janssen COVID-19 Vaccine, Moderna COVID-19 Vaccine and Pfizer-BioNTech COVID-19 Vaccine). These data summarize the number of people who have received either their first dose or have completed the series for a COVID-19 vaccine. **A person can only be counted in one category, first dose or series complete.** For persons receiving Moderna or Pfizer vaccines, once they receive their second dose, they are moved from the first dose column to the series completed column. **Because of this, the total first dose category may show a change from report to report not matching the total receiving their first dose from the previous day.** Persons receiving Johnson & Johnson vaccines will always be counted in the series completed column.

COVID-19 doses for vaccinated persons in Florida	
Doses administered	43,909
People receiving one dose of a 1-dose series (Johnson & Johnson) or receiving only one dose of a 2-dose series (Moderna, Pfizer) count once. Persons receiving both doses of a 2-dose series count twice.	

Current status of persons vaccinated for COVID-19 in Florida	
Total people vaccinated	25,202
First dose	5,069
Series completed	20,133
Completed 1-dose series	1,426
Completed 2-dose series	18,707
First dose: current number of people who have only received their first dose of the Moderna or Pfizer vaccine.	
Series complete: current number of people who have received both Moderna or Pfizer vaccine doses or one Johnson & Johnson dose and are considered fully immunized.	

Demographic summary	First dose	Series complete	Total people vaccinated
Age group	5,069	20,133	25,202
12-14 years	5	0	5
15-24 years	368	562	930
25-34 years	497	945	1,442
35-44 years	604	1,741	2,345
45-54 years	776	2,431	3,207
55-64 years	1,126	4,749	5,875
65-74 years	1,103	6,283	7,386
75-84 years	476	2,687	3,163
85+ years	114	735	849
Race	5,069	20,133	25,202
White	3,647	14,971	18,618
Black	208	484	692
American Indian/Alaskan	20	86	106
Other	355	1,019	1,374
Unknown	839	3,573	4,412
Other race includes Asian, native Hawaiian/Pacific Islander, or other.			
Ethnicity	5,069	20,133	25,202
Hispanic	315	630	945
Non-Hispanic	3,211	13,208	16,419
Unknown	1,543	6,295	7,838
Gender	5,069	20,133	25,202
Female	2,617	10,729	13,346
Male	2,450	9,402	11,852
Unknown	2	2	4



COVID-19: Washington County vaccine summary

Vaccination data through May 17, 2021 as of May 18, 2021 at 12:05 AM

Data in this report are provisional and subject to change.

Data in this summary pertain to COVID-19 vaccines approved by the U.S. Food and Drug Administration and have been issued an Emergency Use Authorization (Janssen COVID-19 Vaccine, Moderna COVID-19 Vaccine and Pfizer-BioNTech COVID-19 Vaccine). These data summarize the number of people who have received either their first dose or have completed the series for a COVID-19 vaccine. **A person can only be counted in one category, first dose or series complete.** For persons receiving Moderna or Pfizer vaccines, once they receive their second dose, they are moved from the first dose column to the series completed column. **Because of this, the total first dose category may show a change from report to report not matching the total receiving their first dose from the previous day.** Persons receiving Johnson & Johnson vaccines will always be counted in the series completed column.

COVID-19 doses for vaccinated persons in Florida	
Doses administered	10,467
People receiving one dose of a 1-dose series (Johnson & Johnson) or receiving only one dose of a 2-dose series (Moderna, Pfizer) count once. Persons receiving both doses of a 2-dose series count twice.	

Current status of persons vaccinated for COVID-19 in Florida	
Total people vaccinated	5,885
First dose	874
Series completed	5,011
Completed 1-dose series	429
Completed 2-dose series	4,582
First dose: current number of people who have only received their first dose of the Moderna or Pfizer vaccine.	
Series complete: current number of people who have received both Moderna or Pfizer vaccine doses or one Johnson & Johnson dose and are considered fully immunized.	

Demographic summary	First dose	Series complete	Total people vaccinated
Age group	874	5,011	5,885
12-14 years	3	0	3
15-24 years	59	91	150
25-34 years	99	234	333
35-44 years	123	386	509
45-54 years	178	586	764
55-64 years	209	1,206	1,415
65-74 years	115	1,431	1,546
75-84 years	61	806	867
85+ years	27	271	298
Race	874	5,011	5,885
White	522	3,714	4,236
Black	112	518	630
American Indian/Alaskan	5	62	67
Other	40	219	259
Unknown	195	498	693
Other race includes Asian, native Hawaiian/Pacific Islander, or other.			
Ethnicity	874	5,011	5,885
Hispanic	22	113	135
Non-Hispanic	648	4,110	4,758
Unknown	204	788	992
Gender	874	5,011	5,885
Female	382	2,536	2,918
Male	492	2,475	2,967
Unknown	0	0	0

