

# COVID-19: Florida vaccine summary

Vaccination data through May 16, 2021 as of May 17, 2021 at 12:05 AM

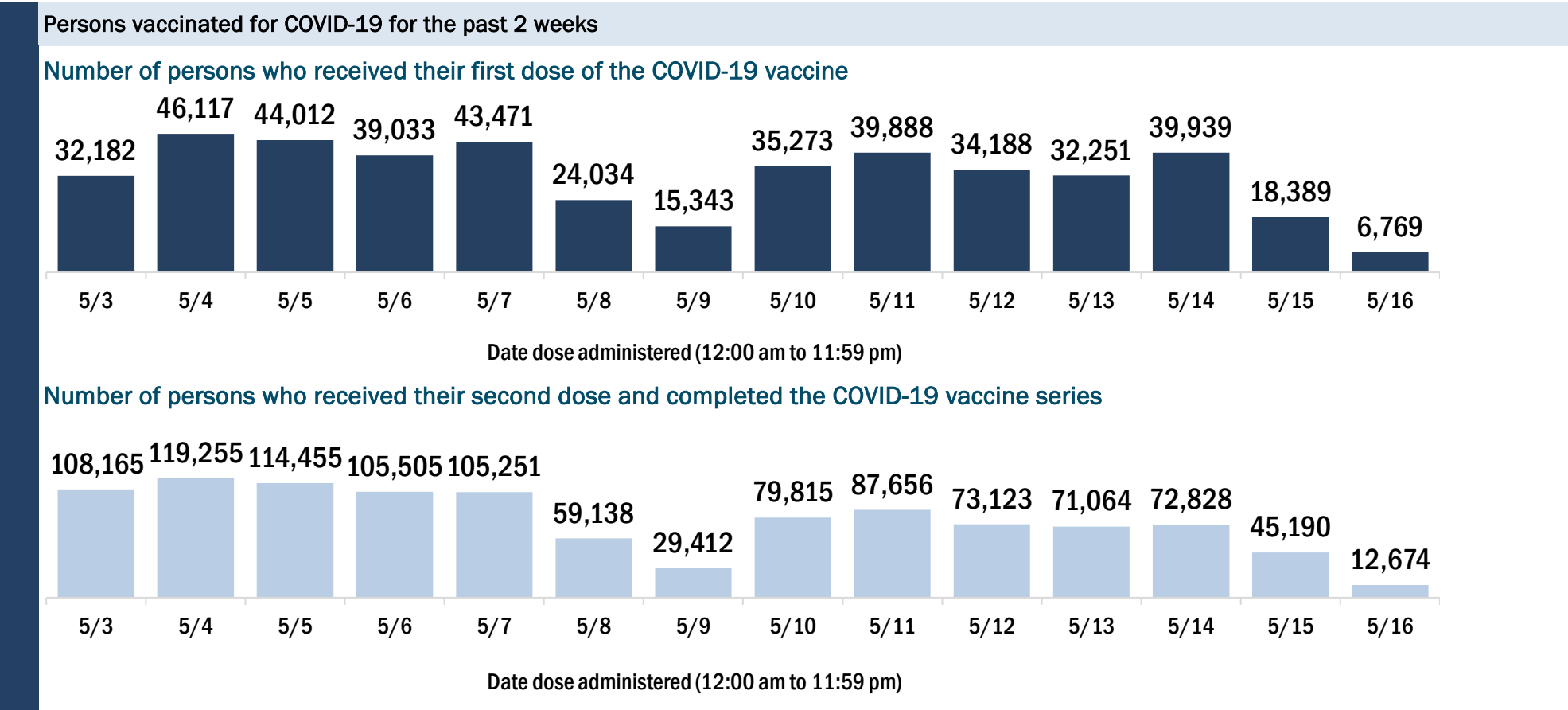
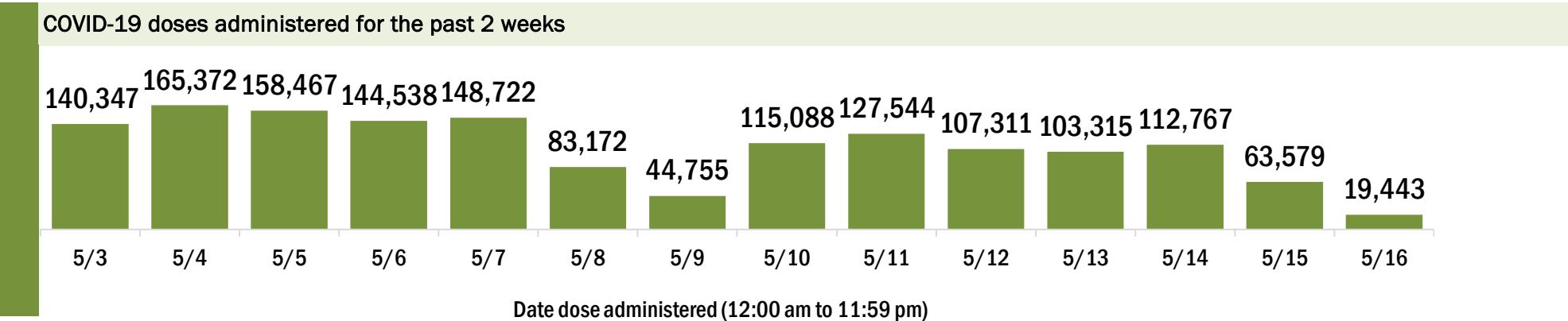
Data in this report are provisional and subject to change. Data are based on county of residence.

Data in this summary pertain to COVID-19 vaccines approved by the U.S. Food and Drug Administration and have been issued an Emergency Use Authorization (Janssen COVID-19 Vaccine, Moderna COVID-19 Vaccine and Pfizer-BioNTech COVID-19 Vaccine). These data summarize the number of people who have received either their first dose or have completed the series for a COVID-19 vaccine. **A person can only be counted in one category, first dose or series complete.** For persons receiving Moderna or Pfizer vaccines, once they receive their second dose, they are moved from the first dose column to the series completed column. **Because of this, the total first dose category may show a change from report to report not matching the total receiving their first dose from the previous day.** Persons receiving Johnson & Johnson vaccines will always be counted in the series completed column.

COVID-19 doses for vaccinated persons in Florida	
Doses administered	16,514,520
People receiving one dose of a 1-dose series (Johnson & Johnson) or receiving only one dose of a 2-dose series (Moderna, Pfizer) count once. Persons receiving both doses of a 2-dose series count twice.	

Current status of persons vaccinated for COVID-19 in Florida	
Total people vaccinated	9,608,397
First dose	2,012,175
Series completed	7,596,222
Completed 1-dose series	690,099
Completed 2-dose series	6,906,123
First dose: current number of people who have only received their first dose of the Moderna or Pfizer vaccine.	
Series complete: current number of people who have received both Moderna or Pfizer vaccine doses or one Johnson & Johnson dose and are considered fully immunized.	

Demographic summary	First dose	Series complete	Total people vaccinated
Age group	2,012,175	7,596,222	9,608,397
16-24 years	225,179	398,841	624,020
25-34 years	258,451	601,555	860,006
35-44 years	287,329	795,911	1,083,240
45-54 years	313,773	1,063,012	1,376,785
55-64 years	351,939	1,536,507	1,888,446
65-74 years	316,616	1,823,587	2,140,203
75-84 years	182,844	1,034,533	1,217,377
85+ years	76,044	342,276	418,320
Race	2,012,175	7,596,222	9,608,397
White	1,216,715	5,154,612	6,371,327
Black	166,662	510,471	677,133
American Indian/Alaskan	9,808	26,278	36,086
Other	248,122	812,114	1,060,236
Unknown	370,868	1,092,747	1,463,615
Other race includes Asian, native Hawaiian/Pacific Islander, or other.			
Ethnicity	2,012,175	7,596,222	9,608,397
Hispanic	454,983	1,188,219	1,643,202
Non-Hispanic	828,080	3,979,139	4,807,219
Unknown	729,112	2,428,864	3,157,976
Gender	2,012,175	7,596,222	9,608,397
Female	1,052,911	4,193,250	5,246,161
Male	948,418	3,391,735	4,340,153
Unknown	10,846	11,237	22,083



# COVID-19: Alachua County vaccine summary

Vaccination data through May 16, 2021 as of May 17, 2021 at 12:05 AM

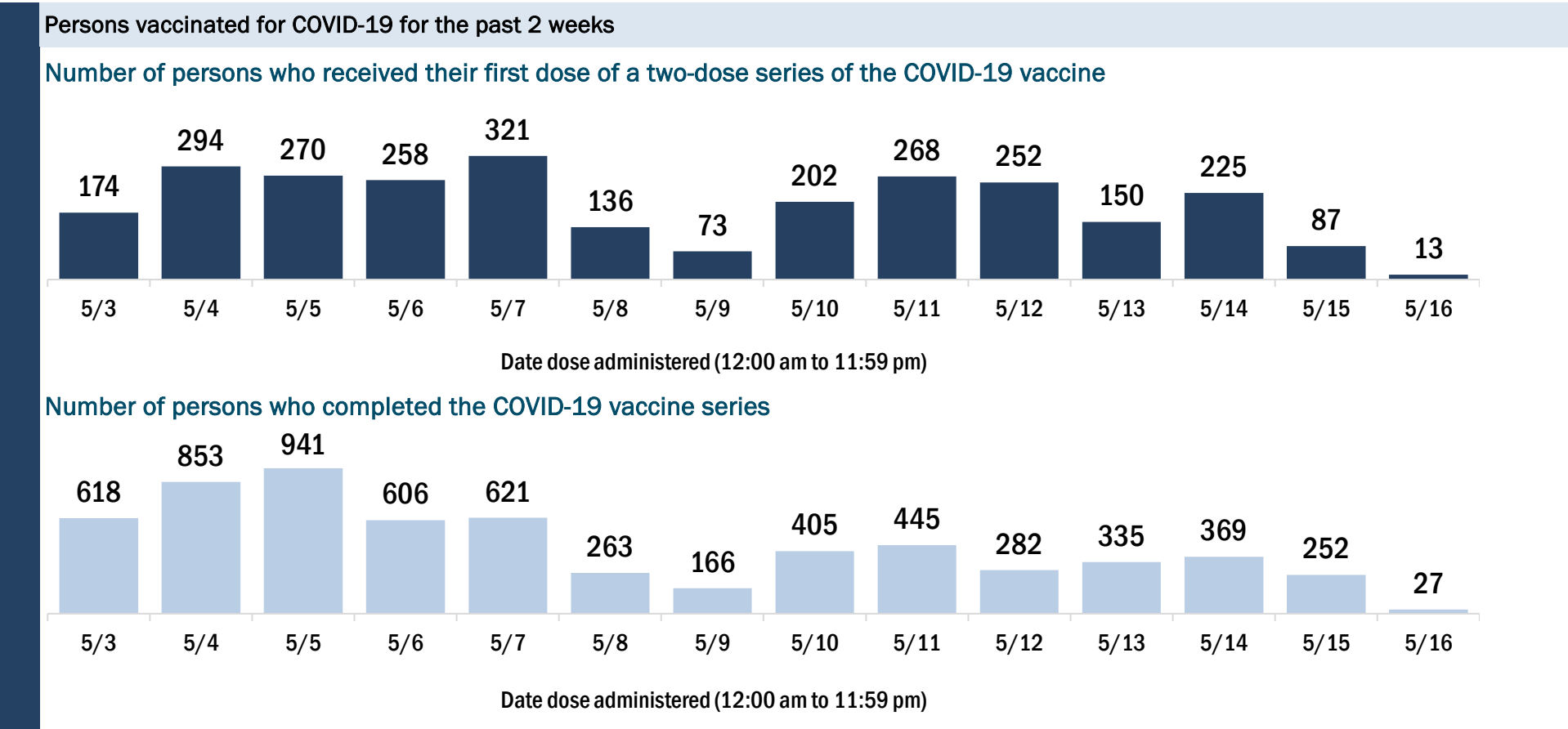
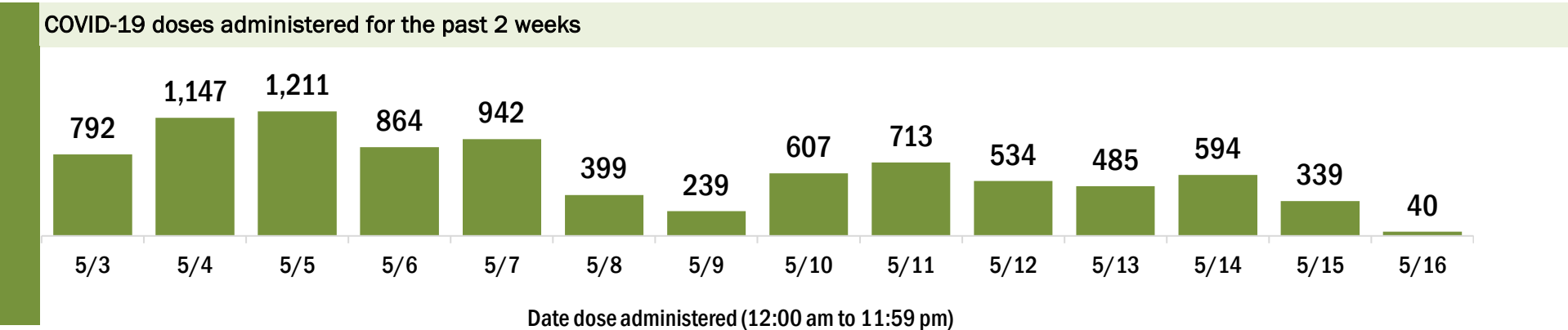
Data in this report are provisional and subject to change.

Data in this summary pertain to COVID-19 vaccines approved by the U.S. Food and Drug Administration and have been issued an Emergency Use Authorization (Janssen COVID-19 Vaccine, Moderna COVID-19 Vaccine and Pfizer-BioNTech COVID-19 Vaccine). These data summarize the number of people who have received either their first dose or have completed the series for a COVID-19 vaccine. **A person can only be counted in one category, first dose or series complete.** For persons receiving Moderna or Pfizer vaccines, once they receive their second dose, they are moved from the first dose column to the series completed column. **Because of this, the total first dose category may show a change from report to report not matching the total receiving their first dose from the previous day.** Persons receiving Johnson & Johnson vaccines will always be counted in the series completed column.

COVID-19 doses for vaccinated persons in Florida	
Doses administered	217,222
People receiving one dose of a 1-dose series (Johnson & Johnson) or receiving only one dose of a 2-dose series (Moderna, Pfizer) count once. Persons receiving both doses of a 2-dose series count twice.	

Current status of persons vaccinated for COVID-19 in Florida	
Total people vaccinated	124,376
First dose	26,468
Series completed	97,908
Completed 1-dose series	5,062
Completed 2-dose series	92,846
First dose: current number of people who have only received their first dose of the Moderna or Pfizer vaccine.	
Series complete: current number of people who have received both Moderna or Pfizer vaccine doses or one Johnson & Johnson dose and are considered fully immunized.	

Demographic summary	First dose	Series complete	Total people vaccinated
Age group	26,468	97,908	124,376
16-24 years	9,501	11,377	20,878
25-34 years	5,272	14,991	20,263
35-44 years	3,542	12,130	15,672
45-54 years	2,758	11,979	14,737
55-64 years	2,777	16,011	18,788
65-74 years	1,543	18,765	20,308
75-84 years	721	9,275	9,996
85+ years	354	3,380	3,734
Race	26,468	97,908	124,376
White	16,132	68,044	84,176
Black	3,486	9,715	13,201
American Indian/Alaskan	106	322	428
Other	4,870	14,745	19,615
Unknown	1,874	5,082	6,956
Other race includes Asian, native Hawaiian/Pacific Islander, or other.			
Ethnicity	26,468	97,908	124,376
Hispanic	3,771	7,935	11,706
Non-Hispanic	16,575	66,191	82,766
Unknown	6,122	23,782	29,904
Gender	26,468	97,908	124,376
Female	13,725	55,966	69,691
Male	12,689	41,899	54,588
Unknown	54	43	97



# COVID-19: Baker County vaccine summary

Vaccination data through May 16, 2021 as of May 17, 2021 at 12:05 AM

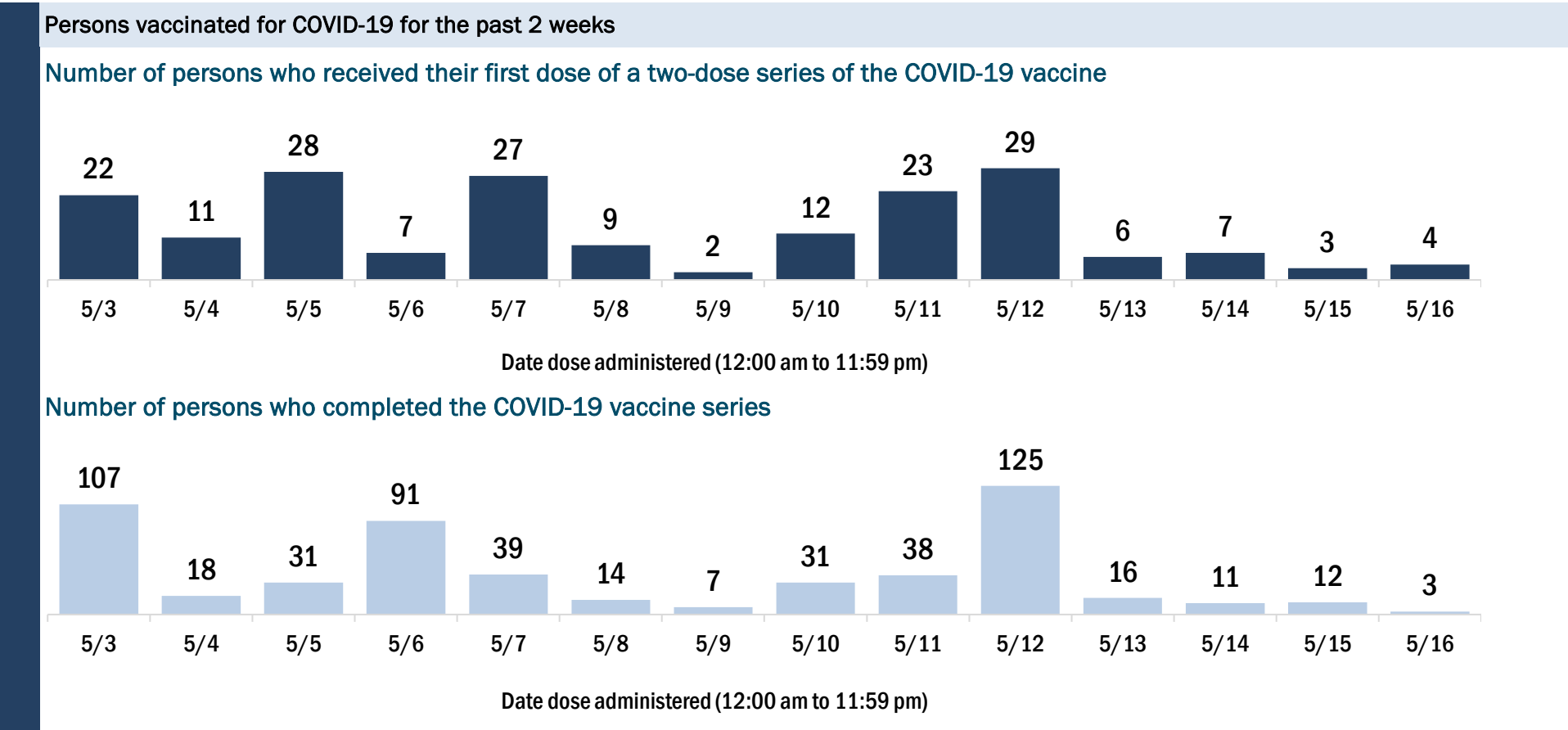
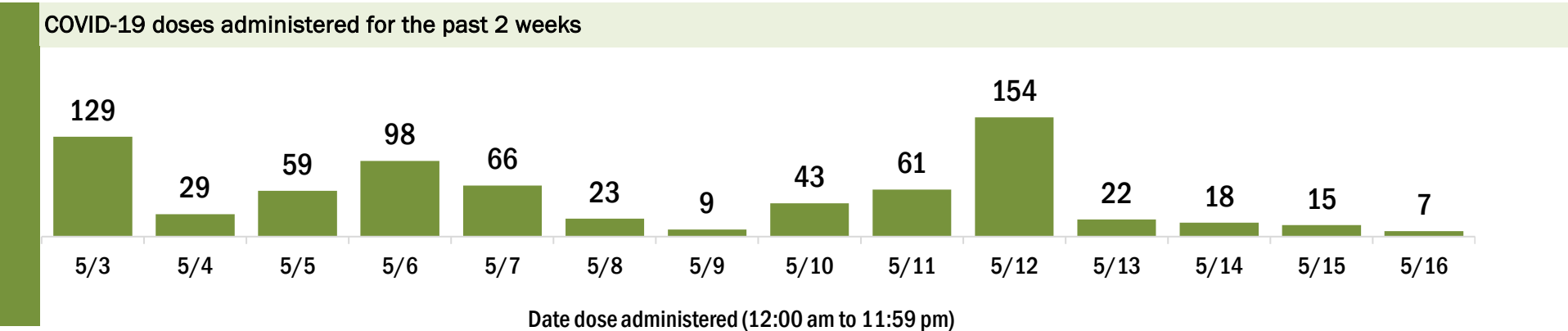
Data in this report are provisional and subject to change.

Data in this summary pertain to COVID-19 vaccines approved by the U.S. Food and Drug Administration and have been issued an Emergency Use Authorization (Janssen COVID-19 Vaccine, Moderna COVID-19 Vaccine and Pfizer-BioNTech COVID-19 Vaccine). These data summarize the number of people who have received either their first dose or have completed the series for a COVID-19 vaccine. **A person can only be counted in one category, first dose or series complete.** For persons receiving Moderna or Pfizer vaccines, once they receive their second dose, they are moved from the first dose column to the series completed column. **Because of this, the total first dose category may show a change from report to report not matching the total receiving their first dose from the previous day.** Persons receiving Johnson & Johnson vaccines will always be counted in the series completed column.

COVID-19 doses for vaccinated persons in Florida	
Doses administered	10,604
People receiving one dose of a 1-dose series (Johnson & Johnson) or receiving only one dose of a 2-dose series (Moderna, Pfizer) count once. Persons receiving both doses of a 2-dose series count twice.	

Current status of persons vaccinated for COVID-19 in Florida	
Total people vaccinated	6,181
First dose	1,583
Series completed	4,598
Completed 1-dose series	175
Completed 2-dose series	4,423
<b>First dose:</b> current number of people who have only received their first dose of the Moderna or Pfizer vaccine.	
<b>Series complete:</b> current number of people who have received both Moderna or Pfizer vaccine doses or one Johnson & Johnson dose and are considered fully immunized.	

Demographic summary	First dose	Series complete	Total people vaccinated
Age group	1,583	4,598	6,181
16-24 years	92	133	225
25-34 years	239	235	474
35-44 years	329	374	703
45-54 years	342	594	936
55-64 years	340	1,043	1,383
65-74 years	146	1,333	1,479
75-84 years	66	693	759
85+ years	29	193	222
Race	1,583	4,598	6,181
White	978	3,641	4,619
Black	447	471	918
American Indian/Alaskan	3	21	24
Other	101	247	348
Unknown	54	218	272
Other race includes Asian, native Hawaiian/Pacific Islander, or other.			
Ethnicity	1,583	4,598	6,181
Hispanic	40	103	143
Non-Hispanic	761	3,398	4,159
Unknown	782	1,097	1,879
Gender	1,583	4,598	6,181
Female	484	2,492	2,976
Male	1,090	2,105	3,195
Unknown	9	1	10



# COVID-19: Bay County vaccine summary

Vaccination data through May 16, 2021 as of May 17, 2021 at 12:05 AM

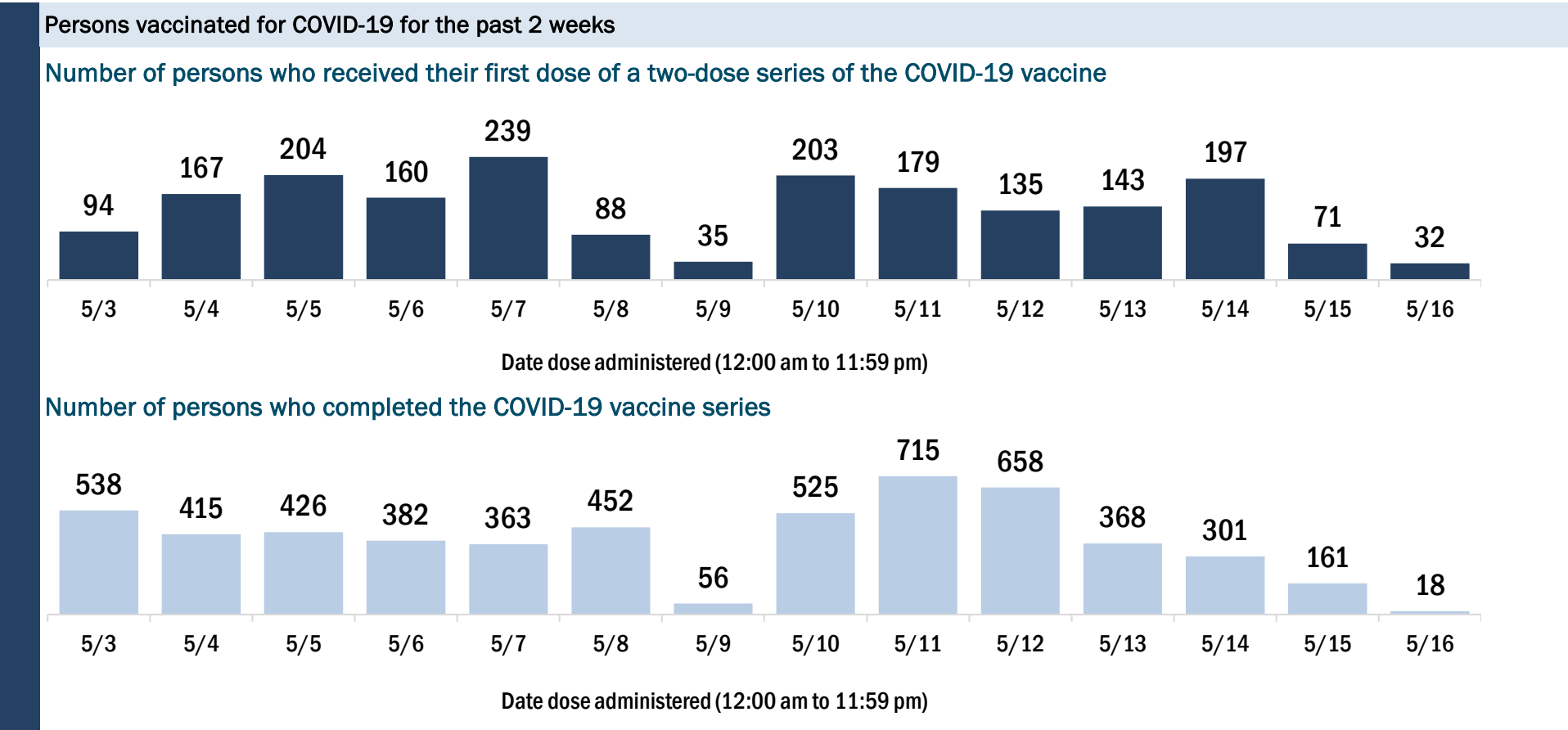
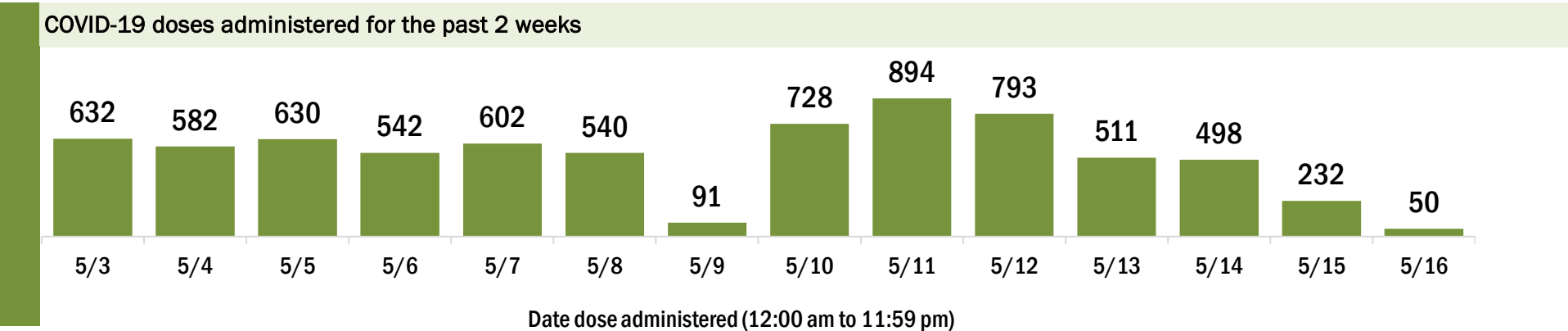
Data in this report are provisional and subject to change.

Data in this summary pertain to COVID-19 vaccines approved by the U.S. Food and Drug Administration and have been issued an Emergency Use Authorization (Janssen COVID-19 Vaccine, Moderna COVID-19 Vaccine and Pfizer-BioNTech COVID-19 Vaccine). These data summarize the number of people who have received either their first dose or have completed the series for a COVID-19 vaccine. **A person can only be counted in one category, first dose or series complete.** For persons receiving Moderna or Pfizer vaccines, once they receive their second dose, they are moved from the first dose column to the series completed column. **Because of this, the total first dose category may show a change from report to report not matching the total receiving their first dose from the previous day.** Persons receiving Johnson & Johnson vaccines will always be counted in the series completed column.

COVID-19 doses for vaccinated persons in Florida	
Doses administered	93,003
People receiving one dose of a 1-dose series (Johnson & Johnson) or receiving only one dose of a 2-dose series (Moderna, Pfizer) count once. Persons receiving both doses of a 2-dose series count twice.	

Current status of persons vaccinated for COVID-19 in Florida	
Total people vaccinated	54,199
First dose	9,544
Series completed	44,655
Completed 1-dose series	5,851
Completed 2-dose series	38,804
First dose: current number of people who have only received their first dose of the Moderna or Pfizer vaccine.	
Series complete: current number of people who have received both Moderna or Pfizer vaccine doses or one Johnson & Johnson dose and are considered fully immunized.	

Demographic summary	First dose	Series complete	Total people vaccinated
Age group	9,544	44,655	54,199
16-24 years	982	1,622	2,604
25-34 years	1,150	2,699	3,849
35-44 years	1,339	4,097	5,436
45-54 years	1,581	5,716	7,297
55-64 years	2,151	10,225	12,376
65-74 years	1,405	12,318	13,723
75-84 years	676	6,099	6,775
85+ years	260	1,879	2,139
Race	9,544	44,655	54,199
White	5,846	31,226	37,072
Black	749	2,888	3,637
American Indian/Alaskan	51	211	262
Other	1,256	3,656	4,912
Unknown	1,642	6,674	8,316
Other race includes Asian, native Hawaiian/Pacific Islander, or other.			
Ethnicity	9,544	44,655	54,199
Hispanic	810	2,000	2,810
Non-Hispanic	5,372	27,259	32,631
Unknown	3,362	15,396	18,758
Gender	9,544	44,655	54,199
Female	5,199	24,596	29,795
Male	4,340	20,052	24,392
Unknown	5	7	12





# COVID-19: Bradford County vaccine summary

Vaccination data through May 16, 2021 as of May 17, 2021 at 12:05 AM

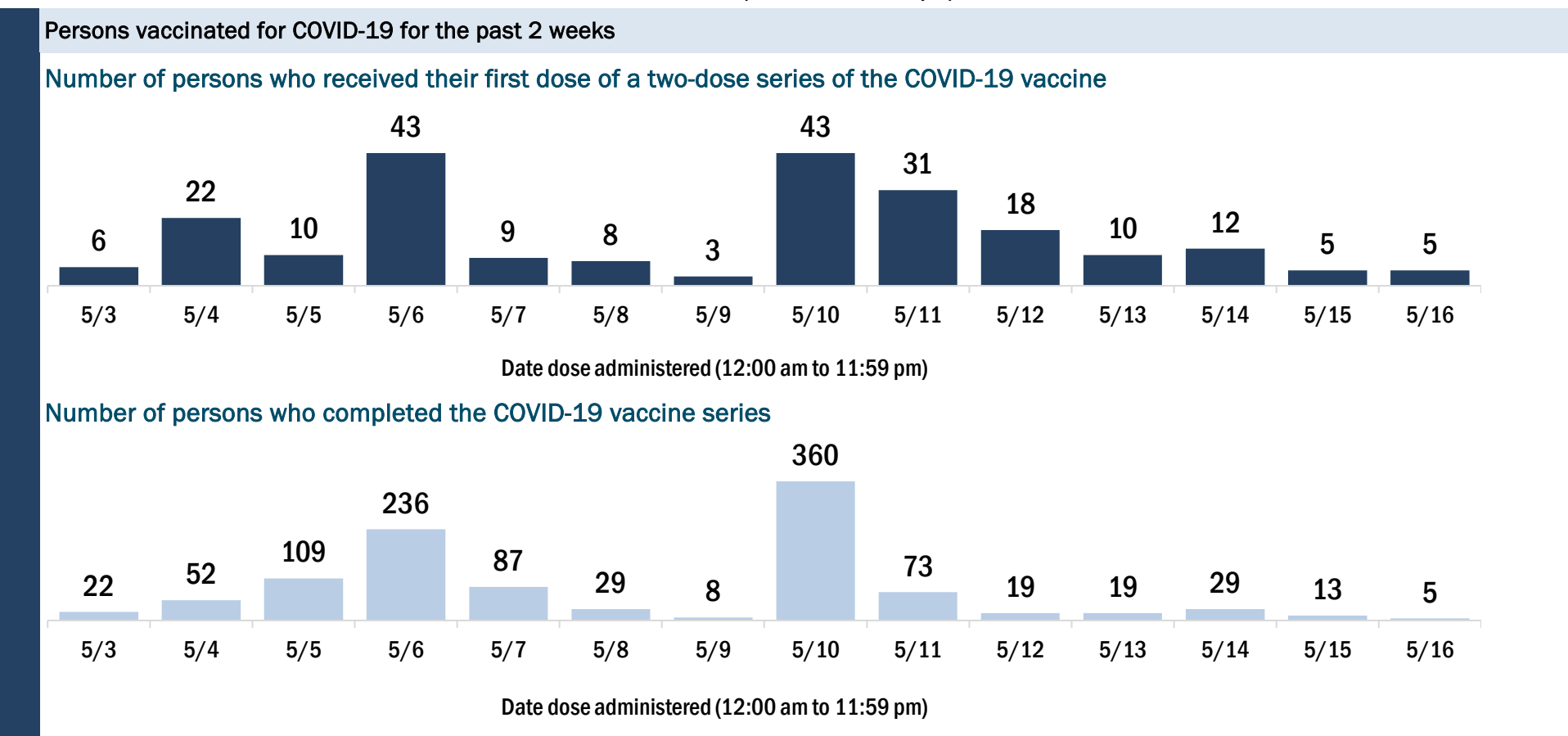
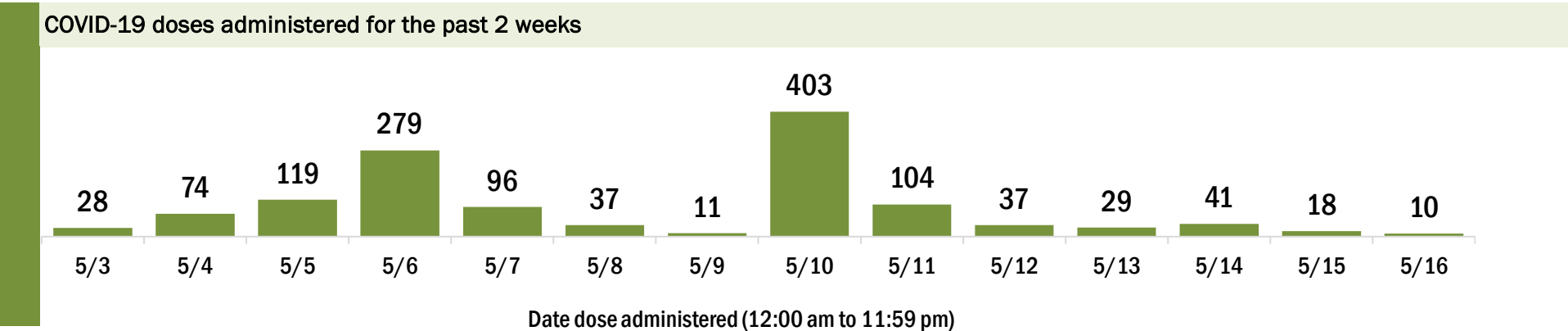
Data in this report are provisional and subject to change.

Data in this summary pertain to COVID-19 vaccines approved by the U.S. Food and Drug Administration and have been issued an Emergency Use Authorization (Janssen COVID-19 Vaccine, Moderna COVID-19 Vaccine and Pfizer-BioNTech COVID-19 Vaccine). These data summarize the number of people who have received either their first dose or have completed the series for a COVID-19 vaccine. **A person can only be counted in one category, first dose or series complete.** For persons receiving Moderna or Pfizer vaccines, once they receive their second dose, they are moved from the first dose column to the series completed column. **Because of this, the total first dose category may show a change from report to report not matching the total receiving their first dose from the previous day.** Persons receiving Johnson & Johnson vaccines will always be counted in the series completed column.

COVID-19 doses for vaccinated persons in Florida	
Doses administered	11,936
People receiving one dose of a 1-dose series (Johnson & Johnson) or receiving only one dose of a 2-dose series (Moderna, Pfizer) count once. Persons receiving both doses of a 2-dose series count twice.	

Current status of persons vaccinated for COVID-19 in Florida	
Total people vaccinated	6,933
First dose	1,559
Series completed	5,374
Completed 1-dose series	371
Completed 2-dose series	5,003
First dose: current number of people who have only received their first dose of the Moderna or Pfizer vaccine.	
Series complete: current number of people who have received both Moderna or Pfizer vaccine doses or one Johnson & Johnson dose and are considered fully immunized.	

Demographic summary	First dose	Series complete	Total people vaccinated
Age group	1,559	5,374	6,933
16-24 years	112	125	237
25-34 years	251	288	539
35-44 years	364	444	808
45-54 years	315	668	983
55-64 years	298	1,228	1,526
65-74 years	128	1,514	1,642
75-84 years	67	842	909
85+ years	24	265	289
Race	1,559	5,374	6,933
White	888	3,884	4,772
Black	507	883	1,390
American Indian/Alaskan	3	31	34
Other	103	412	515
Unknown	58	164	222
Other race includes Asian, native Hawaiian/Pacific Islander, or other.			
Ethnicity	1,559	5,374	6,933
Hispanic	77	139	216
Non-Hispanic	831	4,670	5,501
Unknown	651	565	1,216
Gender	1,559	5,374	6,933
Female	429	2,743	3,172
Male	1,129	2,631	3,760
Unknown	1	0	1



# COVID-19: Brevard County vaccine summary

Vaccination data through May 16, 2021 as of May 17, 2021 at 12:05 AM

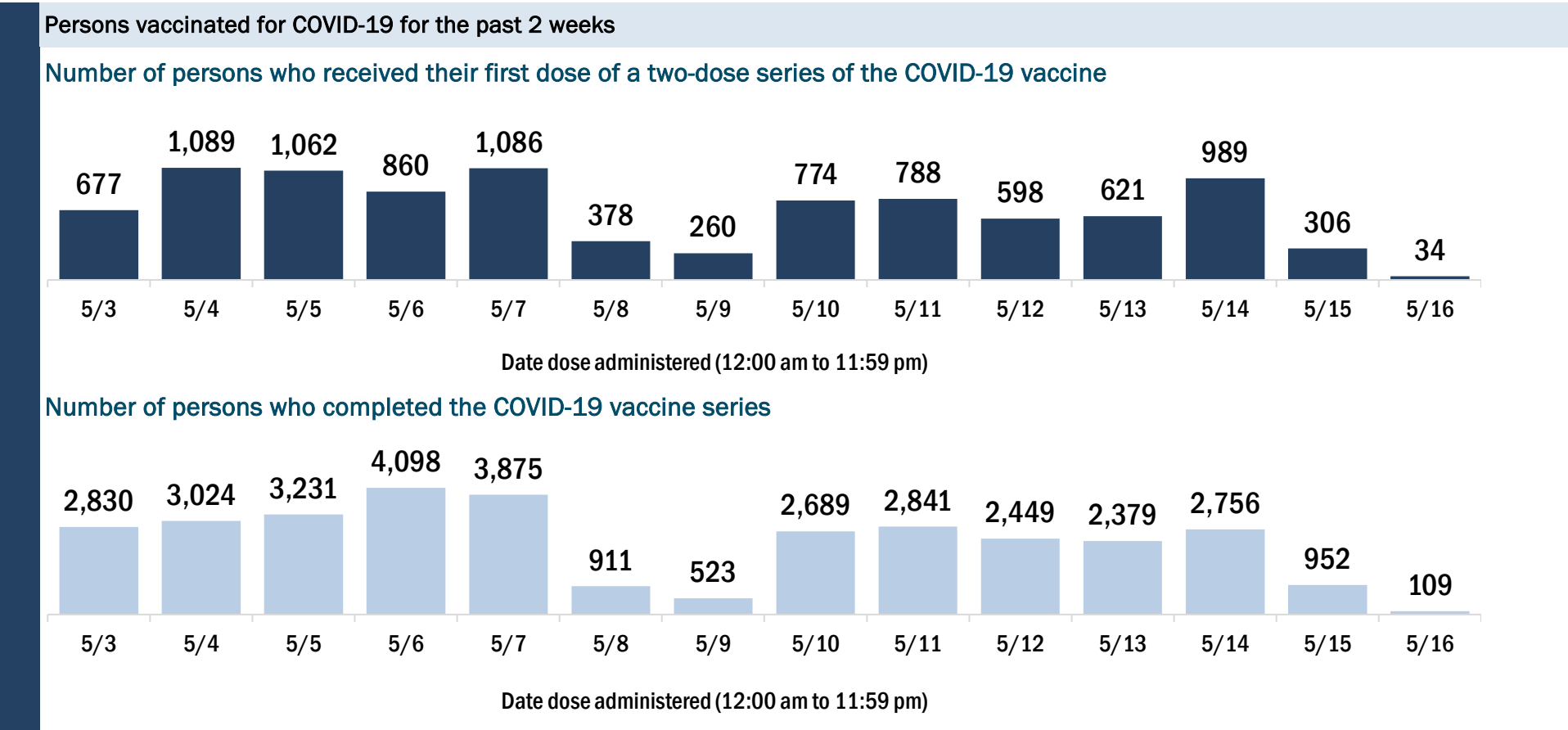
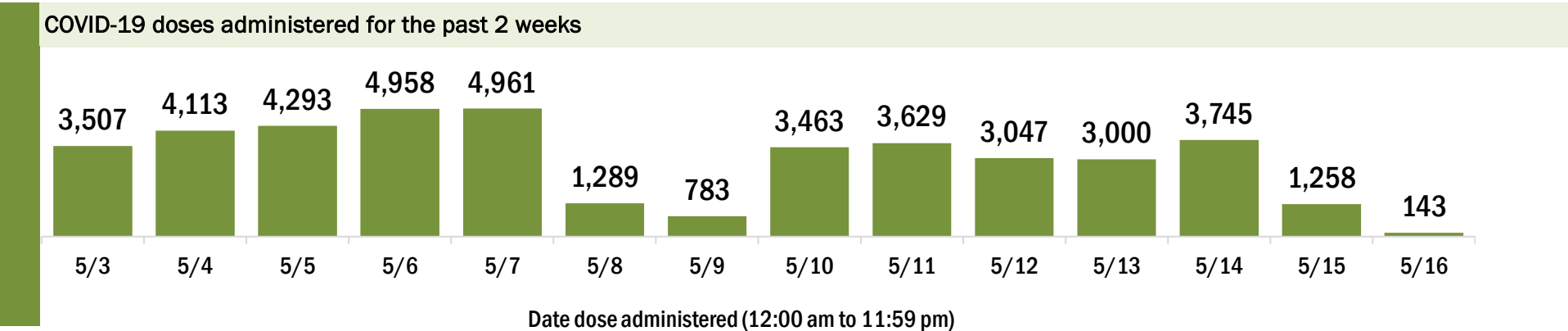
Data in this report are provisional and subject to change.

Data in this summary pertain to COVID-19 vaccines approved by the U.S. Food and Drug Administration and have been issued an Emergency Use Authorization (Janssen COVID-19 Vaccine, Moderna COVID-19 Vaccine and Pfizer-BioNTech COVID-19 Vaccine). These data summarize the number of people who have received either their first dose or have completed the series for a COVID-19 vaccine. **A person can only be counted in one category, first dose or series complete.** For persons receiving Moderna or Pfizer vaccines, once they receive their second dose, they are moved from the first dose column to the series completed column. **Because of this, the total first dose category may show a change from report to report not matching the total receiving their first dose from the previous day.** Persons receiving Johnson & Johnson vaccines will always be counted in the series completed column.

COVID-19 doses for vaccinated persons in Florida	
Doses administered	452,531
People receiving one dose of a 1-dose series (Johnson & Johnson) or receiving only one dose of a 2-dose series (Moderna, Pfizer) count once. Persons receiving both doses of a 2-dose series count twice.	

Current status of persons vaccinated for COVID-19 in Florida	
Total people vaccinated	260,541
First dose	48,745
Series completed	211,796
Completed 1-dose series	19,806
Completed 2-dose series	191,990
First dose: current number of people who have only received their first dose of the Moderna or Pfizer vaccine.	
Series complete: current number of people who have received both Moderna or Pfizer vaccine doses or one Johnson & Johnson dose and are considered fully immunized.	

Demographic summary	First dose	Series complete	Total people vaccinated
Age group	48,745	211,796	260,541
16-24 years	5,242	9,055	14,297
25-34 years	5,849	13,137	18,986
35-44 years	6,241	17,322	23,563
45-54 years	7,003	25,044	32,047
55-64 years	10,093	48,515	58,608
65-74 years	7,732	55,786	63,518
75-84 years	4,524	31,490	36,014
85+ years	2,061	11,447	13,508
Race	48,745	211,796	260,541
White	31,330	143,600	174,930
Black	4,001	11,131	15,132
American Indian/Alaskan	290	909	1,199
Other	5,095	19,417	24,512
Unknown	8,029	36,739	44,768
Other race includes Asian, native Hawaiian/Pacific Islander, or other.			
Ethnicity	48,745	211,796	260,541
Hispanic	4,376	12,080	16,456
Non-Hispanic	27,150	120,732	147,882
Unknown	17,219	78,984	96,203
Gender	48,745	211,796	260,541
Female	25,729	119,007	144,736
Male	22,897	92,569	115,466
Unknown	119	220	339



# COVID-19: Broward County vaccine summary

Vaccination data through May 16, 2021 as of May 17, 2021 at 12:05 AM

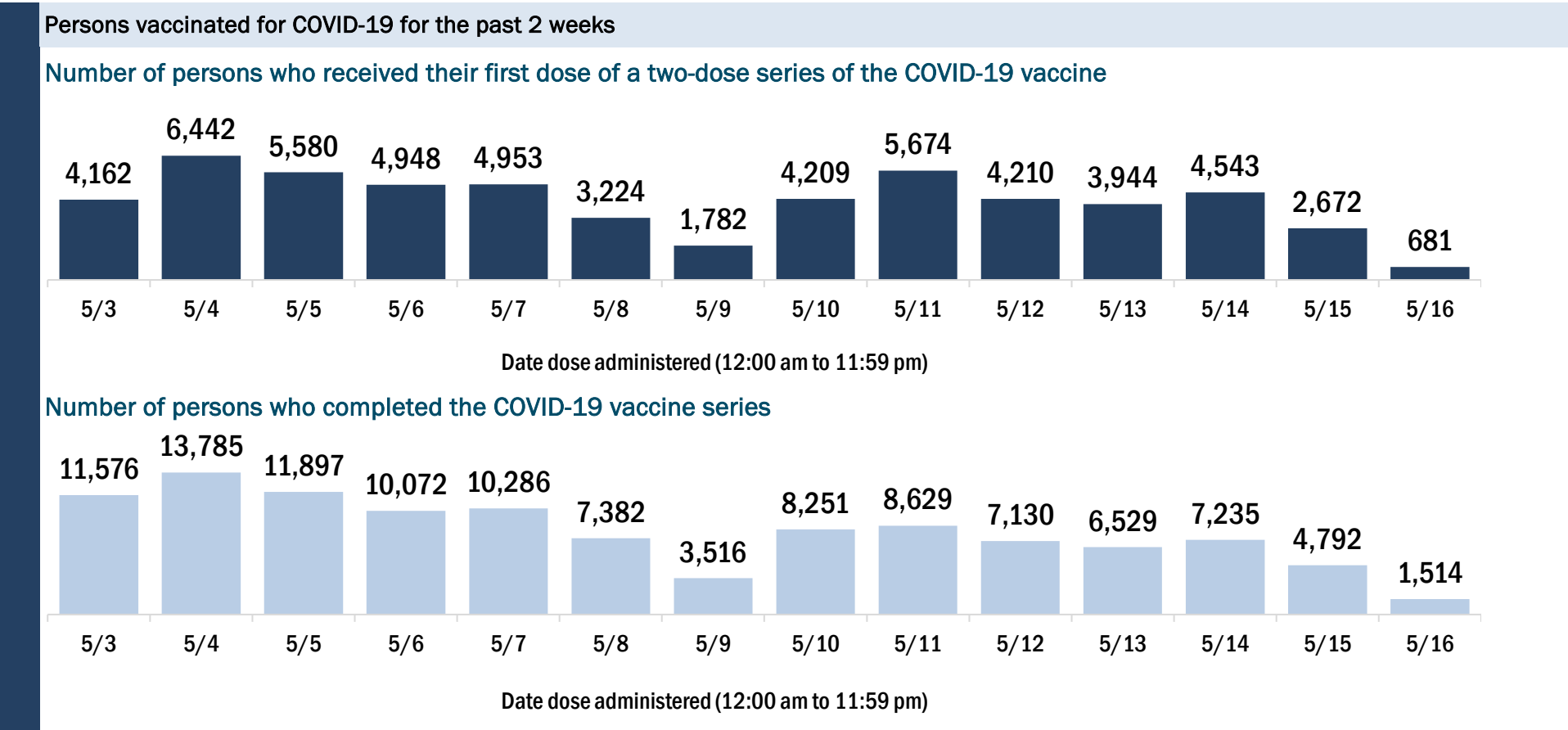
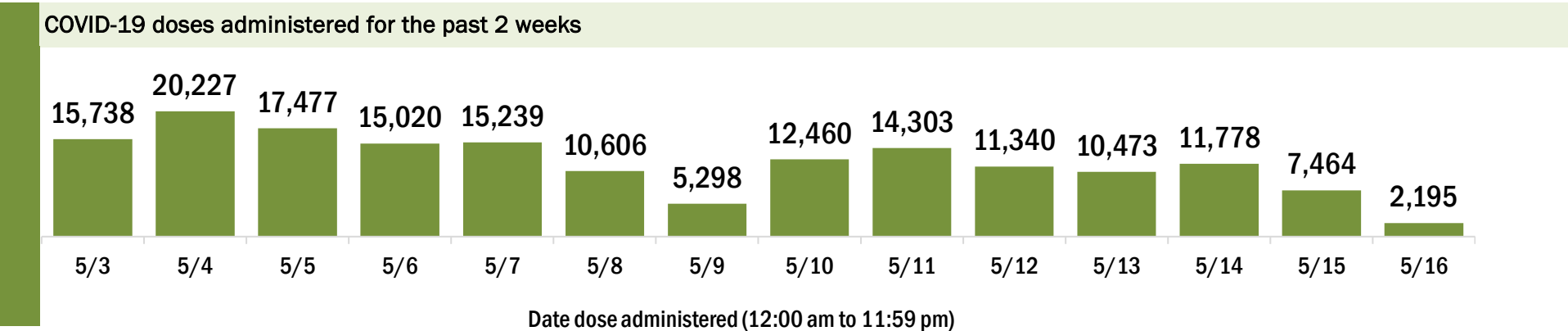
Data in this report are provisional and subject to change.

Data in this summary pertain to COVID-19 vaccines approved by the U.S. Food and Drug Administration and have been issued an Emergency Use Authorization (Janssen COVID-19 Vaccine, Moderna COVID-19 Vaccine and Pfizer-BioNTech COVID-19 Vaccine). These data summarize the number of people who have received either their first dose or have completed the series for a COVID-19 vaccine. **A person can only be counted in one category, first dose or series complete.** For persons receiving Moderna or Pfizer vaccines, once they receive their second dose, they are moved from the first dose column to the series completed column. **Because of this, the total first dose category may show a change from report to report not matching the total receiving their first dose from the previous day.** Persons receiving Johnson & Johnson vaccines will always be counted in the series completed column.

COVID-19 doses for vaccinated persons in Florida	
Doses administered	1,556,785
People receiving one dose of a 1-dose series (Johnson & Johnson) or receiving only one dose of a 2-dose series (Moderna, Pfizer) count once. Persons receiving both doses of a 2-dose series count twice.	

Current status of persons vaccinated for COVID-19 in Florida	
Total people vaccinated	912,733
First dose	209,331
Series completed	703,402
Completed 1-dose series	59,350
Completed 2-dose series	644,052
First dose: current number of people who have only received their first dose of the Moderna or Pfizer vaccine.	
Series complete: current number of people who have received both Moderna or Pfizer vaccine doses or one Johnson & Johnson dose and are considered fully immunized.	

Demographic summary	First dose	Series complete	Total people vaccinated
Age group	209,331	703,402	912,733
16-24 years	25,122	42,298	67,420
25-34 years	26,855	60,932	87,787
35-44 years	33,126	89,436	122,562
45-54 years	37,176	122,465	159,641
55-64 years	36,869	155,057	191,926
65-74 years	28,366	138,231	166,597
75-84 years	14,850	69,605	84,455
85+ years	6,967	25,378	32,345
Race	209,331	703,402	912,733
White	113,083	431,099	544,182
Black	29,121	85,925	115,046
American Indian/Alaskan	1,101	2,826	3,927
Other	25,281	84,383	109,664
Unknown	40,745	99,169	139,914
Other race includes Asian, native Hawaiian/Pacific Islander, or other.			
Ethnicity	209,331	703,402	912,733
Hispanic	62,209	166,787	228,996
Non-Hispanic	75,105	336,212	411,317
Unknown	72,017	200,403	272,420
Gender	209,331	703,402	912,733
Female	109,942	379,315	489,257
Male	98,729	322,791	421,520
Unknown	660	1,296	1,956



# COVID-19: Calhoun County vaccine summary

Vaccination data through May 16, 2021 as of May 17, 2021 at 12:05 AM

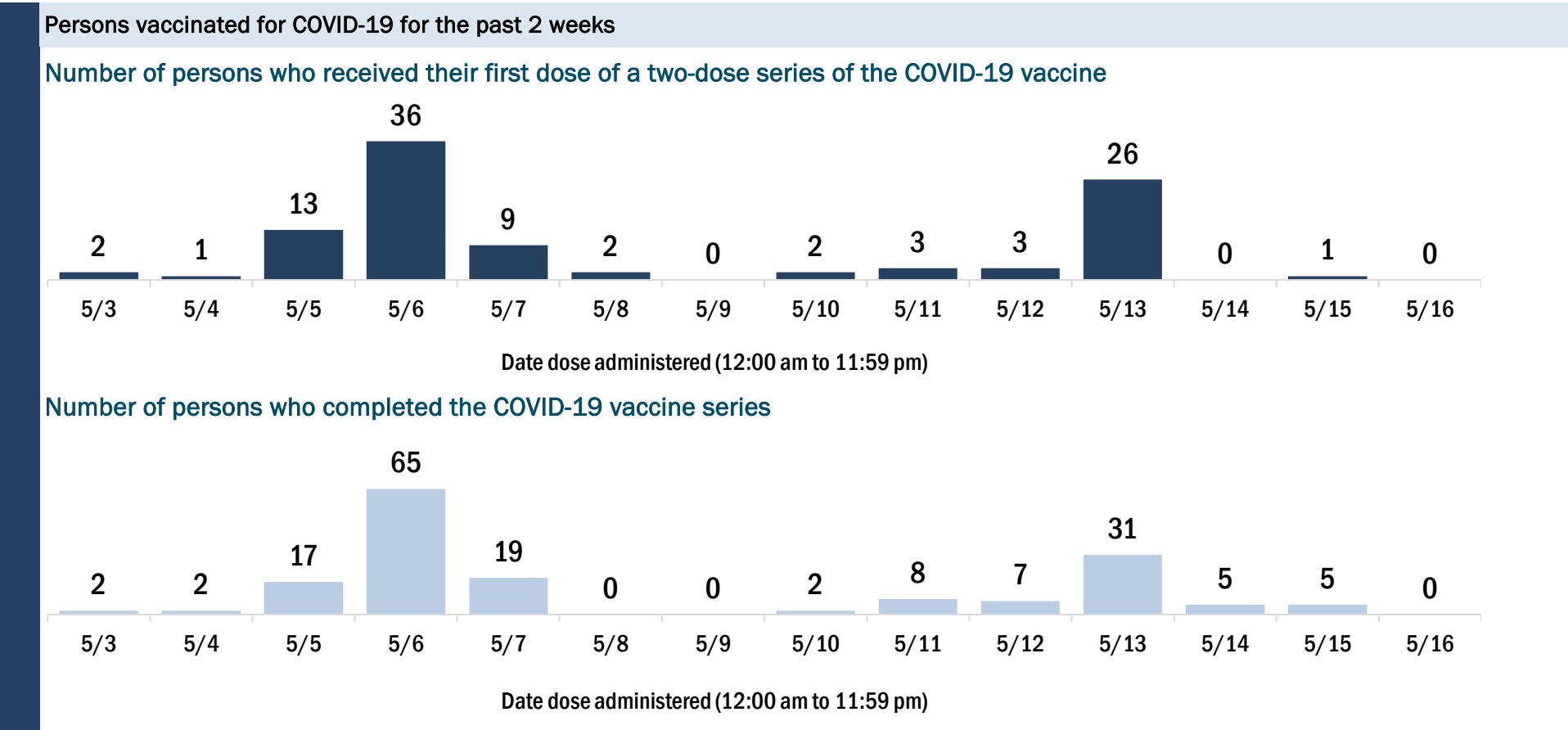
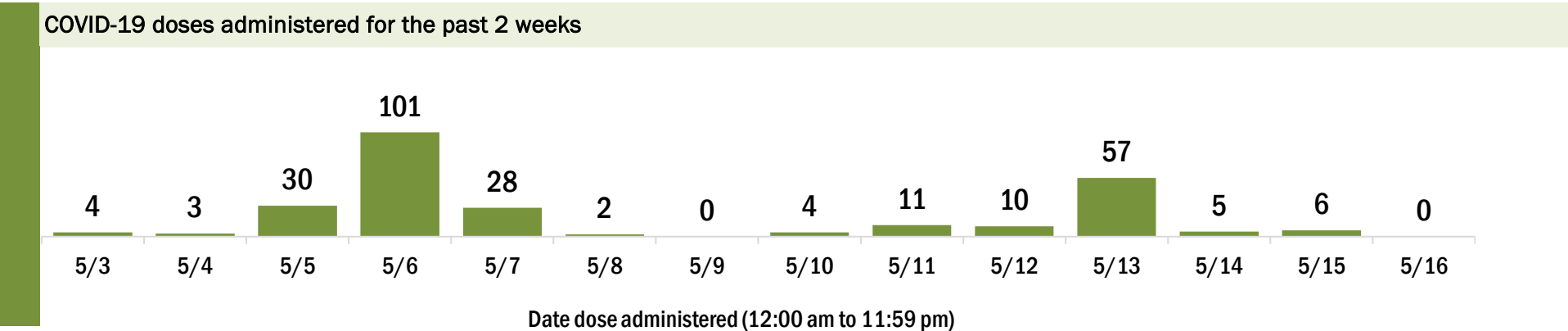
Data in this report are provisional and subject to change.

Data in this summary pertain to COVID-19 vaccines approved by the U.S. Food and Drug Administration and have been issued an Emergency Use Authorization (Janssen COVID-19 Vaccine, Moderna COVID-19 Vaccine and Pfizer-BioNTech COVID-19 Vaccine). These data summarize the number of people who have received either their first dose or have completed the series for a COVID-19 vaccine. **A person can only be counted in one category, first dose or series complete.** For persons receiving Moderna or Pfizer vaccines, once they receive their second dose, they are moved from the first dose column to the series completed column. **Because of this, the total first dose category may show a change from report to report not matching the total receiving their first dose from the previous day.** Persons receiving Johnson & Johnson vaccines will always be counted in the series completed column.

COVID-19 doses for vaccinated persons in Florida	
Doses administered	5,606
People receiving one dose of a 1-dose series (Johnson & Johnson) or receiving only one dose of a 2-dose series (Moderna, Pfizer) count once. Persons receiving both doses of a 2-dose series count twice.	

Current status of persons vaccinated for COVID-19 in Florida	
Total people vaccinated	3,313
First dose	817
Series completed	2,496
Completed 1-dose series	203
Completed 2-dose series	2,293
<b>First dose:</b> current number of people who have only received their first dose of the Moderna or Pfizer vaccine.	
<b>Series complete:</b> current number of people who have received both Moderna or Pfizer vaccine doses or one Johnson & Johnson dose and are considered fully immunized.	

Demographic summary	First dose	Series complete	Total people vaccinated
Age group	817	2,496	3,313
16-24 years	51	44	95
25-34 years	98	81	179
35-44 years	168	136	304
45-54 years	186	262	448
55-64 years	160	500	660
65-74 years	87	818	905
75-84 years	48	471	519
85+ years	19	184	203
Race	817	2,496	3,313
White	500	1,761	2,261
Black	200	172	372
American Indian/Alaskan	5	16	21
Other	61	336	397
Unknown	51	211	262
Other race includes Asian, native Hawaiian/Pacific Islander, or other.			
Ethnicity	817	2,496	3,313
Hispanic	8	52	60
Non-Hispanic	197	1,395	1,592
Unknown	612	1,049	1,661
Gender	817	2,496	3,313
Female	199	1,388	1,587
Male	618	1,107	1,725
Unknown	0	1	1





# COVID-19: Charlotte County vaccine summary

Vaccination data through May 16, 2021 as of May 17, 2021 at 12:05 AM

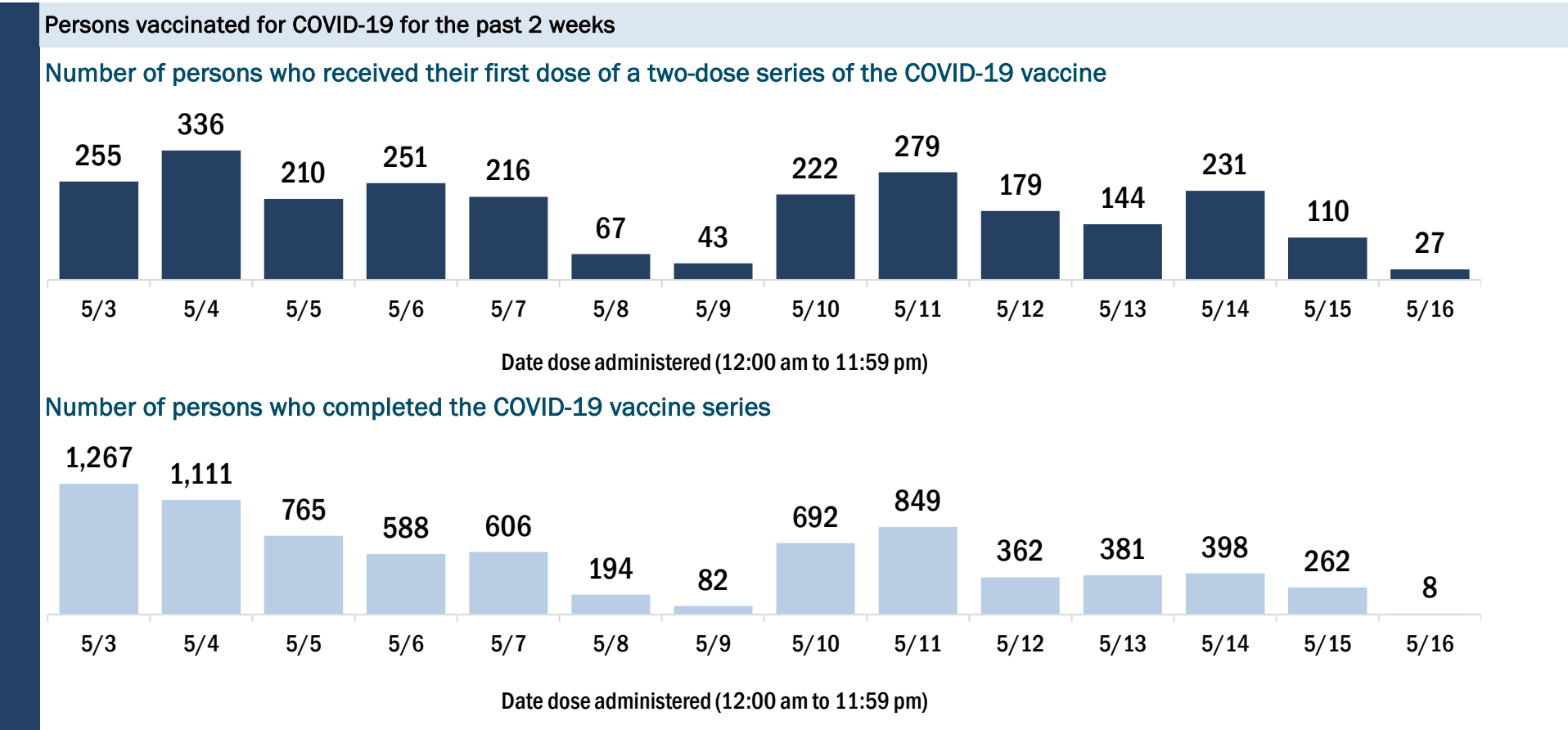
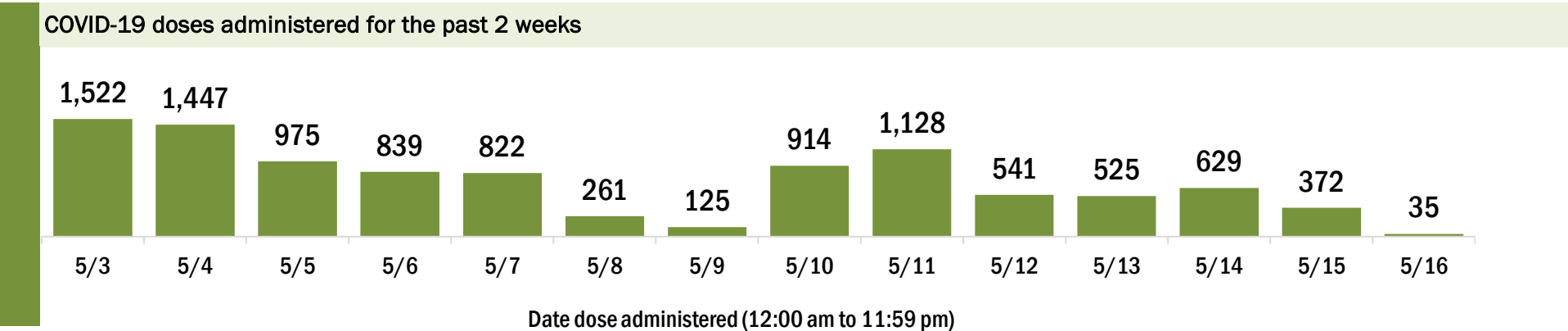
Data in this report are provisional and subject to change.

Data in this summary pertain to COVID-19 vaccines approved by the U.S. Food and Drug Administration and have been issued an Emergency Use Authorization (Janssen COVID-19 Vaccine, Moderna COVID-19 Vaccine and Pfizer-BioNTech COVID-19 Vaccine). These data summarize the number of people who have received either their first dose or have completed the series for a COVID-19 vaccine. **A person can only be counted in one category, first dose or series complete.** For persons receiving Moderna or Pfizer vaccines, once they receive their second dose, they are moved from the first dose column to the series completed column. **Because of this, the total first dose category may show a change from report to report not matching the total receiving their first dose from the previous day.** Persons receiving Johnson & Johnson vaccines will always be counted in the series completed column.

COVID-19 doses for vaccinated persons in Florida	
Doses administered	185,522
People receiving one dose of a 1-dose series (Johnson & Johnson) or receiving only one dose of a 2-dose series (Moderna, Pfizer) count once. Persons receiving both doses of a 2-dose series count twice.	

Current status of persons vaccinated for COVID-19 in Florida	
Total people vaccinated	107,612
First dose	23,498
Series completed	84,114
Completed 1-dose series	6,204
Completed 2-dose series	77,910
First dose: current number of people who have only received their first dose of the Moderna or Pfizer vaccine.	
Series complete: current number of people who have received both Moderna or Pfizer vaccine doses or one Johnson & Johnson dose and are considered fully immunized.	

Demographic summary	First dose	Series complete	Total people vaccinated
Age group	23,498	84,114	107,612
16-24 years	994	1,358	2,352
25-34 years	1,021	2,000	3,021
35-44 years	1,326	2,880	4,206
45-54 years	2,293	5,821	8,114
55-64 years	5,164	16,324	21,488
65-74 years	6,755	31,500	38,255
75-84 years	4,434	18,804	23,238
85+ years	1,511	5,427	6,938
Race	23,498	84,114	107,612
White	17,549	64,142	81,691
Black	780	1,767	2,547
American Indian/Alaskan	143	340	483
Other	1,701	5,538	7,239
Unknown	3,325	12,327	15,652
Other race includes Asian, native Hawaiian/Pacific Islander, or other.			
Ethnicity	23,498	84,114	107,612
Hispanic	1,095	2,448	3,543
Non-Hispanic	13,573	51,452	65,025
Unknown	8,830	30,214	39,044
Gender	23,498	84,114	107,612
Female	12,342	46,403	58,745
Male	11,124	37,683	48,807
Unknown	32	28	60



# COVID-19: Citrus County vaccine summary

Vaccination data through May 16, 2021 as of May 17, 2021 at 12:05 AM

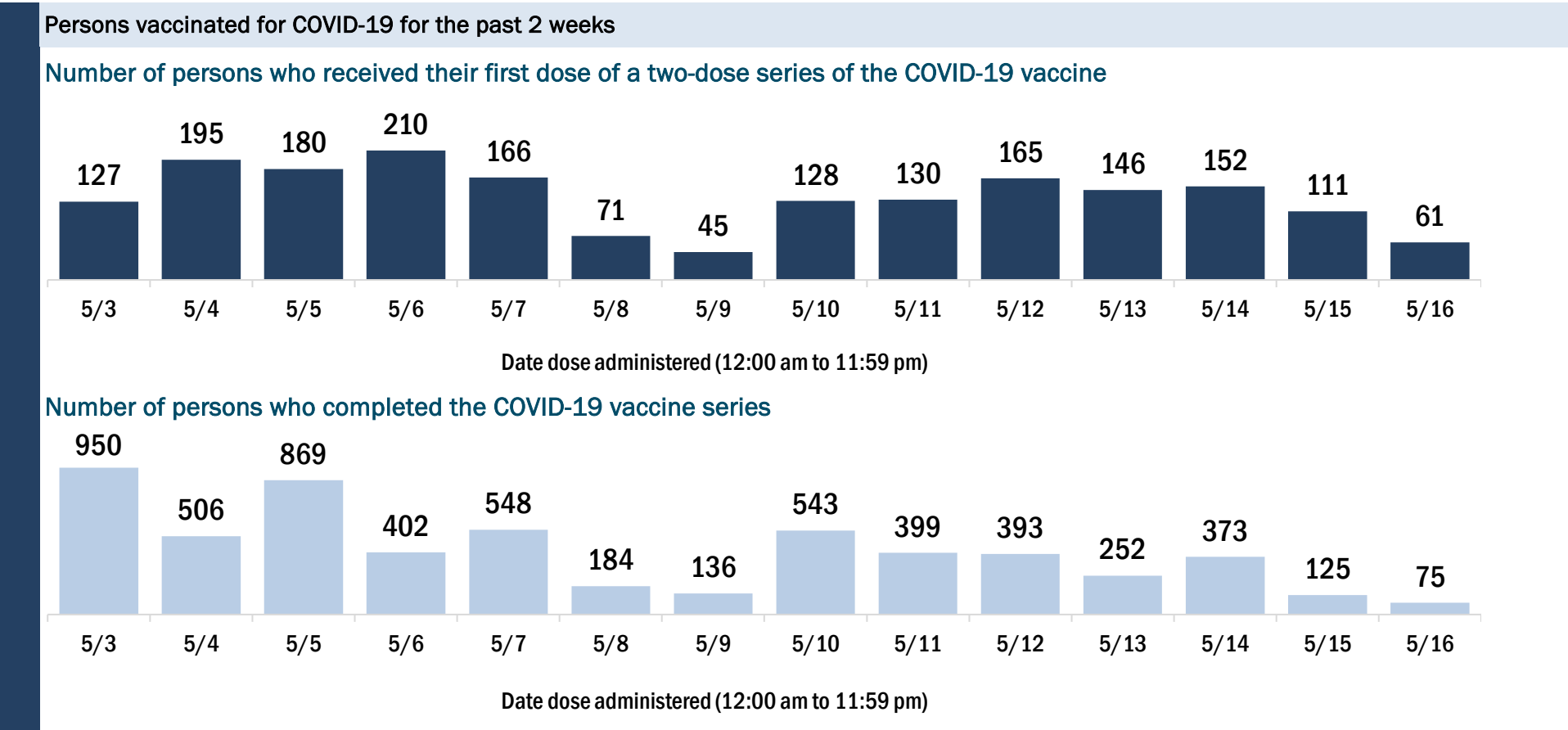
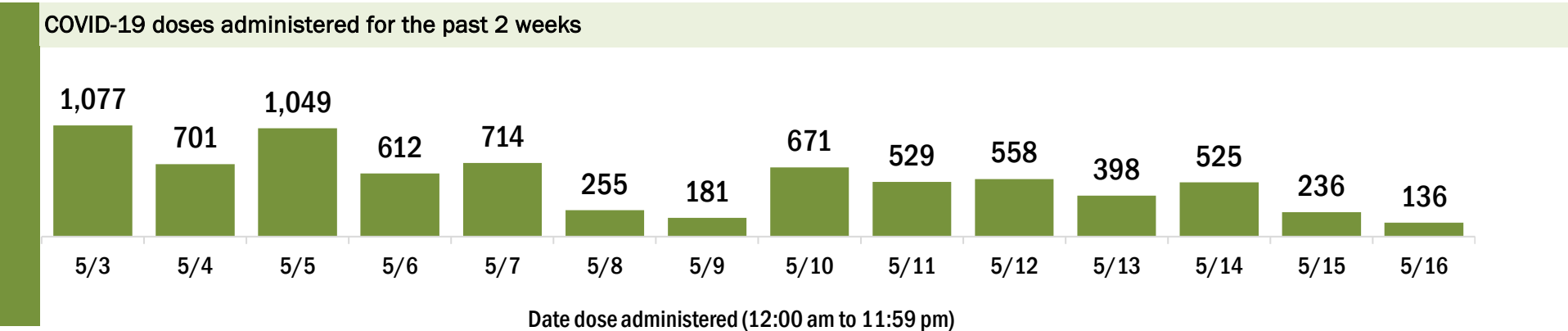
Data in this report are provisional and subject to change.

Data in this summary pertain to COVID-19 vaccines approved by the U.S. Food and Drug Administration and have been issued an Emergency Use Authorization (Janssen COVID-19 Vaccine, Moderna COVID-19 Vaccine and Pfizer-BioNTech COVID-19 Vaccine). These data summarize the number of people who have received either their first dose or have completed the series for a COVID-19 vaccine. **A person can only be counted in one category, first dose or series complete.** For persons receiving Moderna or Pfizer vaccines, once they receive their second dose, they are moved from the first dose column to the series completed column. **Because of this, the total first dose category may show a change from report to report not matching the total receiving their first dose from the previous day.** Persons receiving Johnson & Johnson vaccines will always be counted in the series completed column.

COVID-19 doses for vaccinated persons in Florida	
Doses administered	114,058
People receiving one dose of a 1-dose series (Johnson & Johnson) or receiving only one dose of a 2-dose series (Moderna, Pfizer) count once. Persons receiving both doses of a 2-dose series count twice.	

Current status of persons vaccinated for COVID-19 in Florida	
Total people vaccinated	63,059
First dose	9,829
Series completed	53,230
Completed 1-dose series	2,231
Completed 2-dose series	50,999
First dose: current number of people who have only received their first dose of the Moderna or Pfizer vaccine.	
Series complete: current number of people who have received both Moderna or Pfizer vaccine doses or one Johnson & Johnson dose and are considered fully immunized.	

Demographic summary	First dose	Series complete	Total people vaccinated
Age group	9,829	53,230	63,059
16-24 years	606	946	1,552
25-34 years	611	1,357	1,968
35-44 years	694	1,921	2,615
45-54 years	1,192	3,698	4,890
55-64 years	2,051	9,641	11,692
65-74 years	2,537	19,171	21,708
75-84 years	1,615	12,762	14,377
85+ years	523	3,734	4,257
Race	9,829	53,230	63,059
White	7,285	40,312	47,597
Black	222	800	1,022
American Indian/Alaskan	52	290	342
Other	731	3,482	4,213
Unknown	1,539	8,346	9,885
Other race includes Asian, native Hawaiian/Pacific Islander, or other.			
Ethnicity	9,829	53,230	63,059
Hispanic	443	1,769	2,212
Non-Hispanic	5,981	31,956	37,937
Unknown	3,405	19,505	22,910
Gender	9,829	53,230	63,059
Female	5,386	30,104	35,490
Male	4,421	23,111	27,532
Unknown	22	15	37



# COVID-19: Clay County vaccine summary

Vaccination data through May 16, 2021 as of May 17, 2021 at 12:05 AM

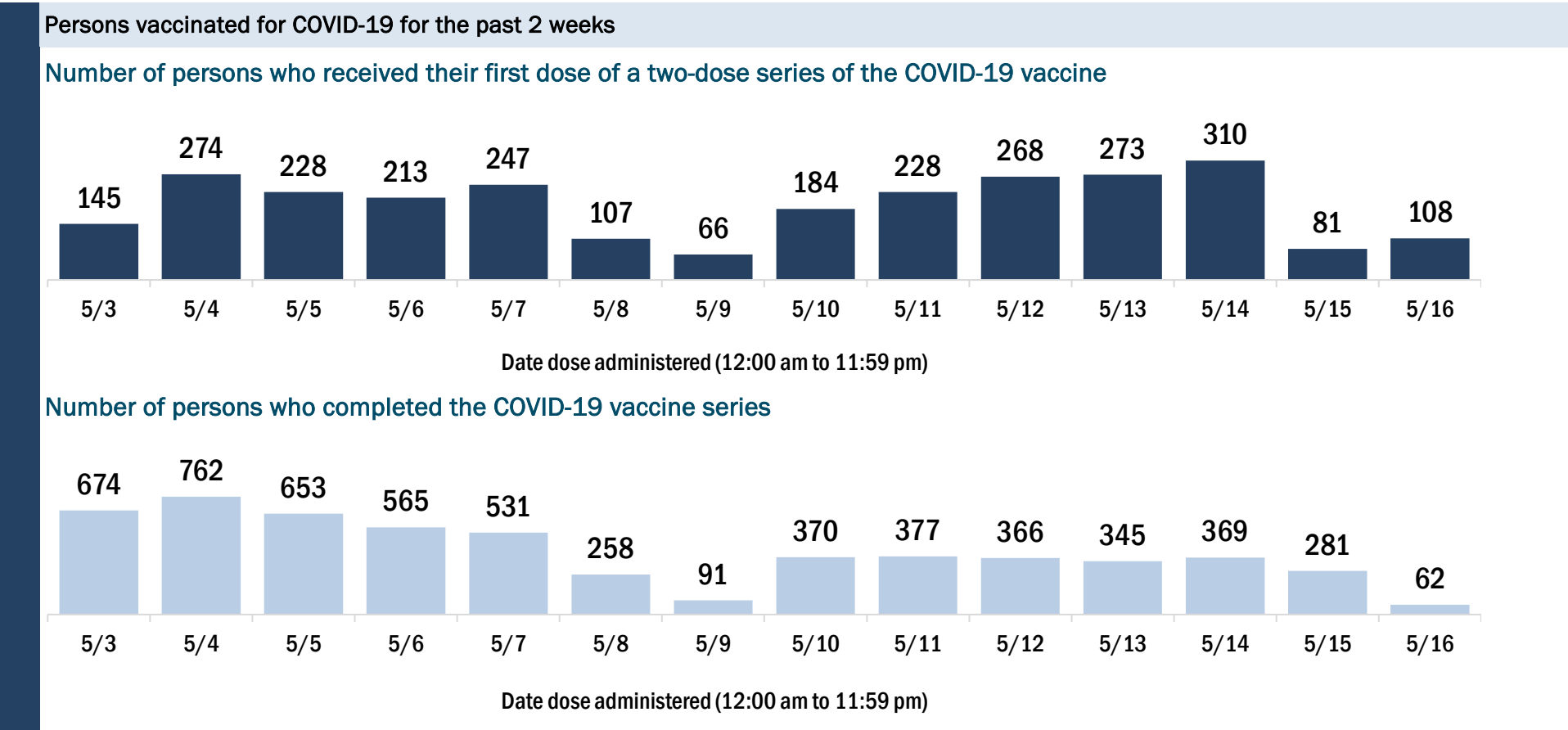
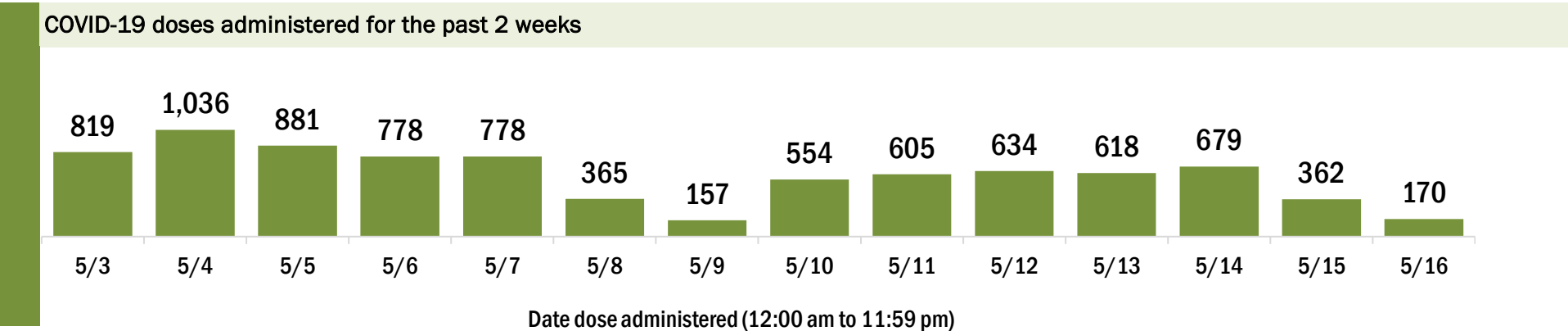
Data in this report are provisional and subject to change.

Data in this summary pertain to COVID-19 vaccines approved by the U.S. Food and Drug Administration and have been issued an Emergency Use Authorization (Janssen COVID-19 Vaccine, Moderna COVID-19 Vaccine and Pfizer-BioNTech COVID-19 Vaccine). These data summarize the number of people who have received either their first dose or have completed the series for a COVID-19 vaccine. **A person can only be counted in one category, first dose or series complete.** For persons receiving Moderna or Pfizer vaccines, once they receive their second dose, they are moved from the first dose column to the series completed column. **Because of this, the total first dose category may show a change from report to report not matching the total receiving their first dose from the previous day.** Persons receiving Johnson & Johnson vaccines will always be counted in the series completed column.

COVID-19 doses for vaccinated persons in Florida	
Doses administered	119,536
People receiving one dose of a 1-dose series (Johnson & Johnson) or receiving only one dose of a 2-dose series (Moderna, Pfizer) count once. Persons receiving both doses of a 2-dose series count twice.	

Current status of persons vaccinated for COVID-19 in Florida	
Total people vaccinated	67,164
First dose	11,052
Series completed	56,112
Completed 1-dose series	3,740
Completed 2-dose series	52,372
First dose: current number of people who have only received their first dose of the Moderna or Pfizer vaccine.	
Series complete: current number of people who have received both Moderna or Pfizer vaccine doses or one Johnson & Johnson dose and are considered fully immunized.	

Demographic summary	First dose	Series complete	Total people vaccinated
Age group	11,052	56,112	67,164
16-24 years	1,541	2,958	4,499
25-34 years	1,362	3,444	4,806
35-44 years	1,739	5,568	7,307
45-54 years	1,908	8,172	10,080
55-64 years	2,192	12,232	14,424
65-74 years	1,216	14,428	15,644
75-84 years	763	7,164	7,927
85+ years	331	2,146	2,477
Race	11,052	56,112	67,164
White	6,355	39,293	45,648
Black	992	4,066	5,058
American Indian/Alaskan	50	250	300
Other	1,479	5,565	7,044
Unknown	2,176	6,938	9,114
Other race includes Asian, native Hawaiian/Pacific Islander, or other.			
Ethnicity	11,052	56,112	67,164
Hispanic	870	3,183	4,053
Non-Hispanic	6,239	39,807	46,046
Unknown	3,943	13,122	17,065
Gender	11,052	56,112	67,164
Female	5,969	32,015	37,984
Male	4,912	24,092	29,004
Unknown	171	5	176



# COVID-19: Collier County vaccine summary

Vaccination data through May 16, 2021 as of May 17, 2021 at 12:05 AM

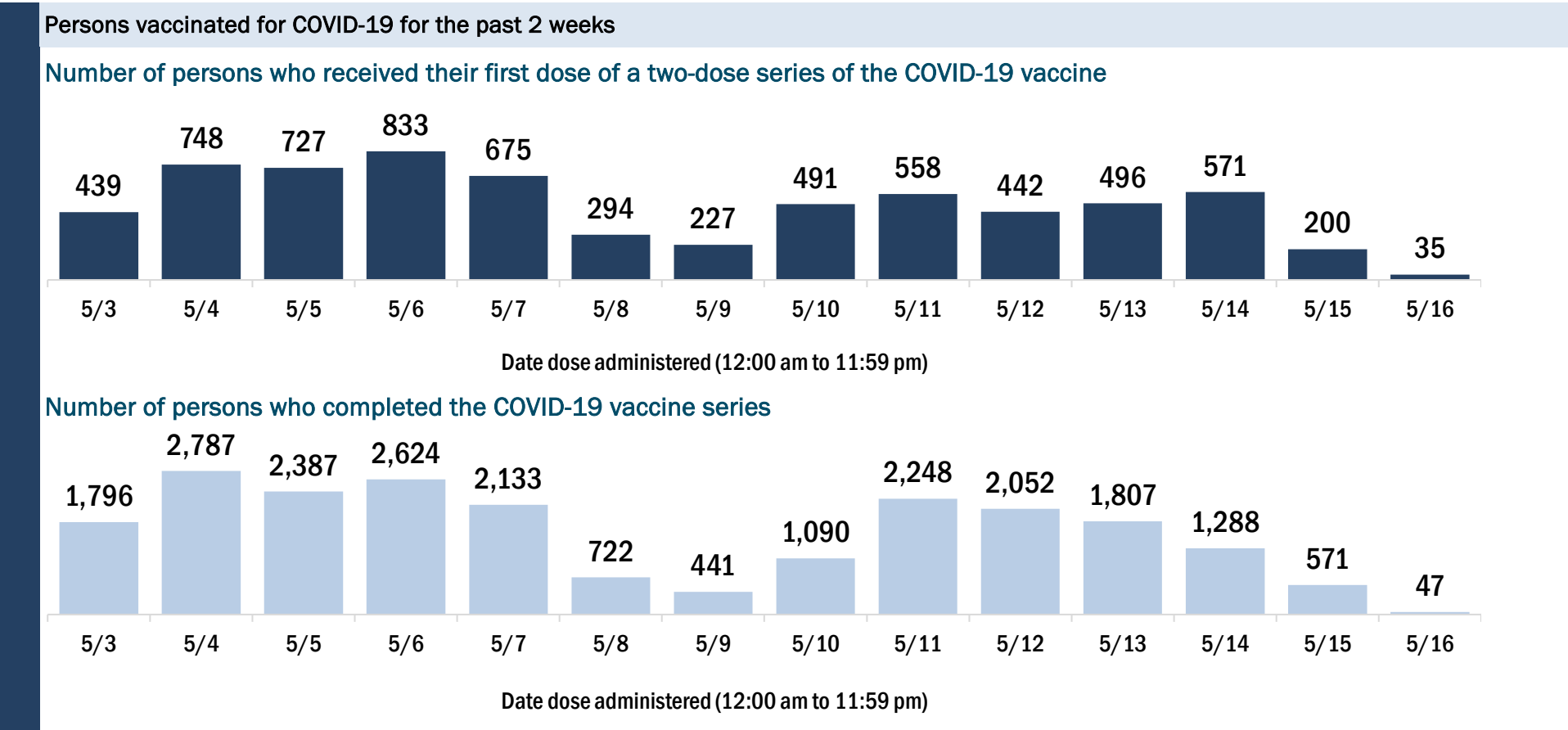
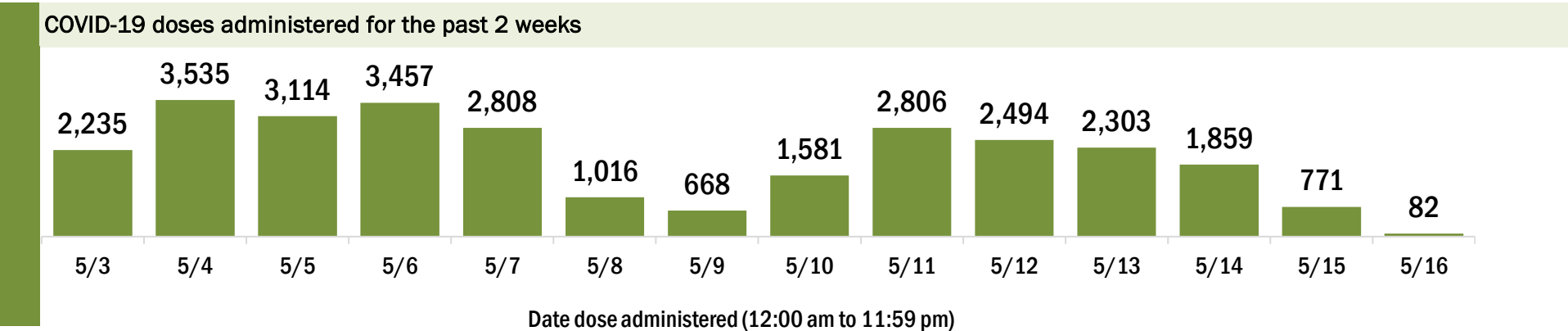
Data in this report are provisional and subject to change.

Data in this summary pertain to COVID-19 vaccines approved by the U.S. Food and Drug Administration and have been issued an Emergency Use Authorization (Janssen COVID-19 Vaccine, Moderna COVID-19 Vaccine and Pfizer-BioNTech COVID-19 Vaccine). These data summarize the number of people who have received either their first dose or have completed the series for a COVID-19 vaccine. **A person can only be counted in one category, first dose or series complete.** For persons receiving Moderna or Pfizer vaccines, once they receive their second dose, they are moved from the first dose column to the series completed column. **Because of this, the total first dose category may show a change from report to report not matching the total receiving their first dose from the previous day.** Persons receiving Johnson & Johnson vaccines will always be counted in the series completed column.

COVID-19 doses for vaccinated persons in Florida	
Doses administered	350,675
People receiving one dose of a 1-dose series (Johnson & Johnson) or receiving only one dose of a 2-dose series (Moderna, Pfizer) count once. Persons receiving both doses of a 2-dose series count twice.	

Current status of persons vaccinated for COVID-19 in Florida	
Total people vaccinated	200,499
First dose	35,970
Series completed	164,529
Completed 1-dose series	14,353
Completed 2-dose series	150,176
<b>First dose:</b> current number of people who have only received their first dose of the Moderna or Pfizer vaccine.	
<b>Series complete:</b> current number of people who have received both Moderna or Pfizer vaccine doses or one Johnson & Johnson dose and are considered fully immunized.	

Demographic summary	First dose	Series complete	Total people vaccinated
Age group	35,970	164,529	200,499
16-24 years	3,057	4,650	7,707
25-34 years	3,139	6,839	9,978
35-44 years	4,003	9,641	13,644
45-54 years	5,117	15,271	20,388
55-64 years	6,931	30,002	36,933
65-74 years	7,084	52,137	59,221
75-84 years	4,799	35,626	40,425
85+ years	1,840	10,363	12,203
Race	35,970	164,529	200,499
White	23,303	108,884	132,187
Black	915	2,434	3,349
American Indian/Alaskan	130	503	633
Other	4,091	13,629	17,720
Unknown	7,531	39,079	46,610
Other race includes Asian, native Hawaiian/Pacific Islander, or other.			
Ethnicity	35,970	164,529	200,499
Hispanic	7,035	15,132	22,167
Non-Hispanic	14,634	75,057	89,691
Unknown	14,301	74,340	88,641
Gender	35,970	164,529	200,499
Female	18,941	89,325	108,266
Male	16,796	74,913	91,709
Unknown	233	291	524





# COVID-19: Columbia County vaccine summary

Vaccination data through May 16, 2021 as of May 17, 2021 at 12:05 AM

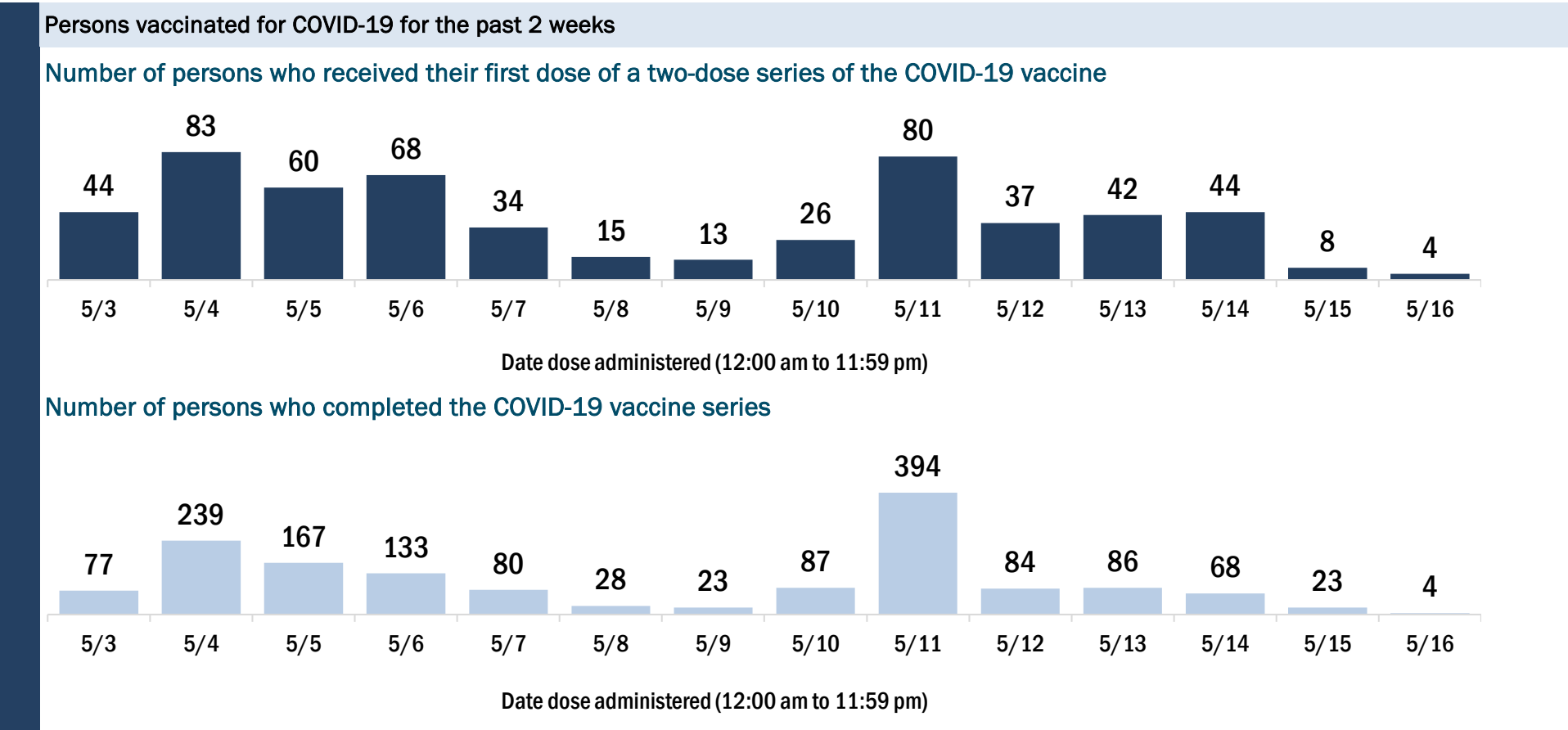
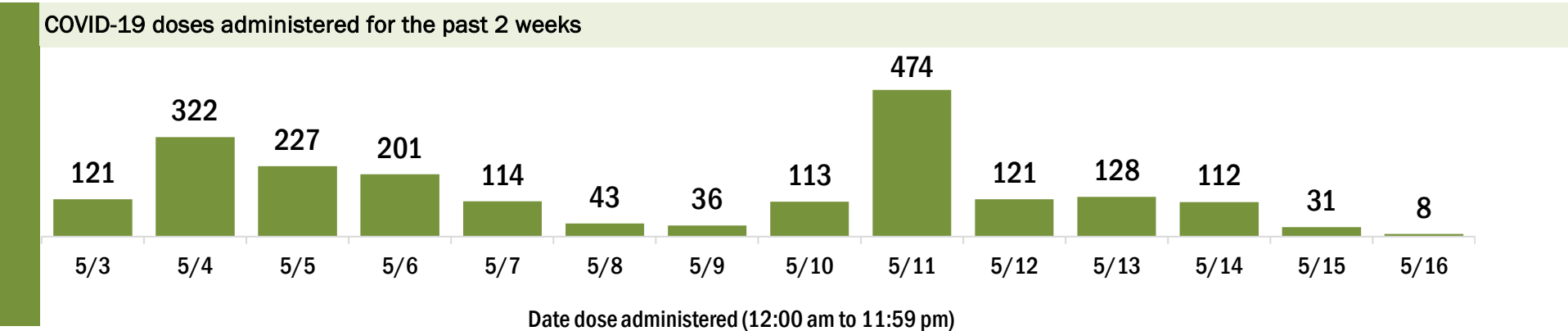
Data in this report are provisional and subject to change.

Data in this summary pertain to COVID-19 vaccines approved by the U.S. Food and Drug Administration and have been issued an Emergency Use Authorization (Janssen COVID-19 Vaccine, Moderna COVID-19 Vaccine and Pfizer-BioNTech COVID-19 Vaccine). These data summarize the number of people who have received either their first dose or have completed the series for a COVID-19 vaccine. **A person can only be counted in one category, first dose or series complete.** For persons receiving Moderna or Pfizer vaccines, once they receive their second dose, they are moved from the first dose column to the series completed column. **Because of this, the total first dose category may show a change from report to report not matching the total receiving their first dose from the previous day.** Persons receiving Johnson & Johnson vaccines will always be counted in the series completed column.

COVID-19 doses for vaccinated persons in Florida	
Doses administered	29,378
People receiving one dose of a 1-dose series (Johnson & Johnson) or receiving only one dose of a 2-dose series (Moderna, Pfizer) count once. Persons receiving both doses of a 2-dose series count twice.	

Current status of persons vaccinated for COVID-19 in Florida	
Total people vaccinated	16,880
First dose	2,622
Series completed	14,258
Completed 1-dose series	1,760
Completed 2-dose series	12,498
<b>First dose:</b> current number of people who have only received their first dose of the Moderna or Pfizer vaccine.	
<b>Series complete:</b> current number of people who have received both Moderna or Pfizer vaccine doses or one Johnson & Johnson dose and are considered fully immunized.	

Demographic summary	First dose	Series complete	Total people vaccinated
Age group	2,622	14,258	16,880
16-24 years	308	505	813
25-34 years	300	668	968
35-44 years	365	1,014	1,379
45-54 years	469	1,631	2,100
55-64 years	616	2,963	3,579
65-74 years	341	4,313	4,654
75-84 years	165	2,454	2,619
85+ years	58	710	768
Race	2,622	14,258	16,880
White	1,552	10,190	11,742
Black	428	1,636	2,064
American Indian/Alaskan	11	75	86
Other	293	977	1,270
Unknown	338	1,380	1,718
Other race includes Asian, native Hawaiian/Pacific Islander, or other.			
Ethnicity	2,622	14,258	16,880
Hispanic	187	531	718
Non-Hispanic	1,425	10,299	11,724
Unknown	1,010	3,428	4,438
Gender	2,622	14,258	16,880
Female	1,107	8,036	9,143
Male	1,510	6,222	7,732
Unknown	5	0	5



# COVID-19: Dade County vaccine summary

Vaccination data through May 16, 2021 as of May 17, 2021 at 12:05 AM

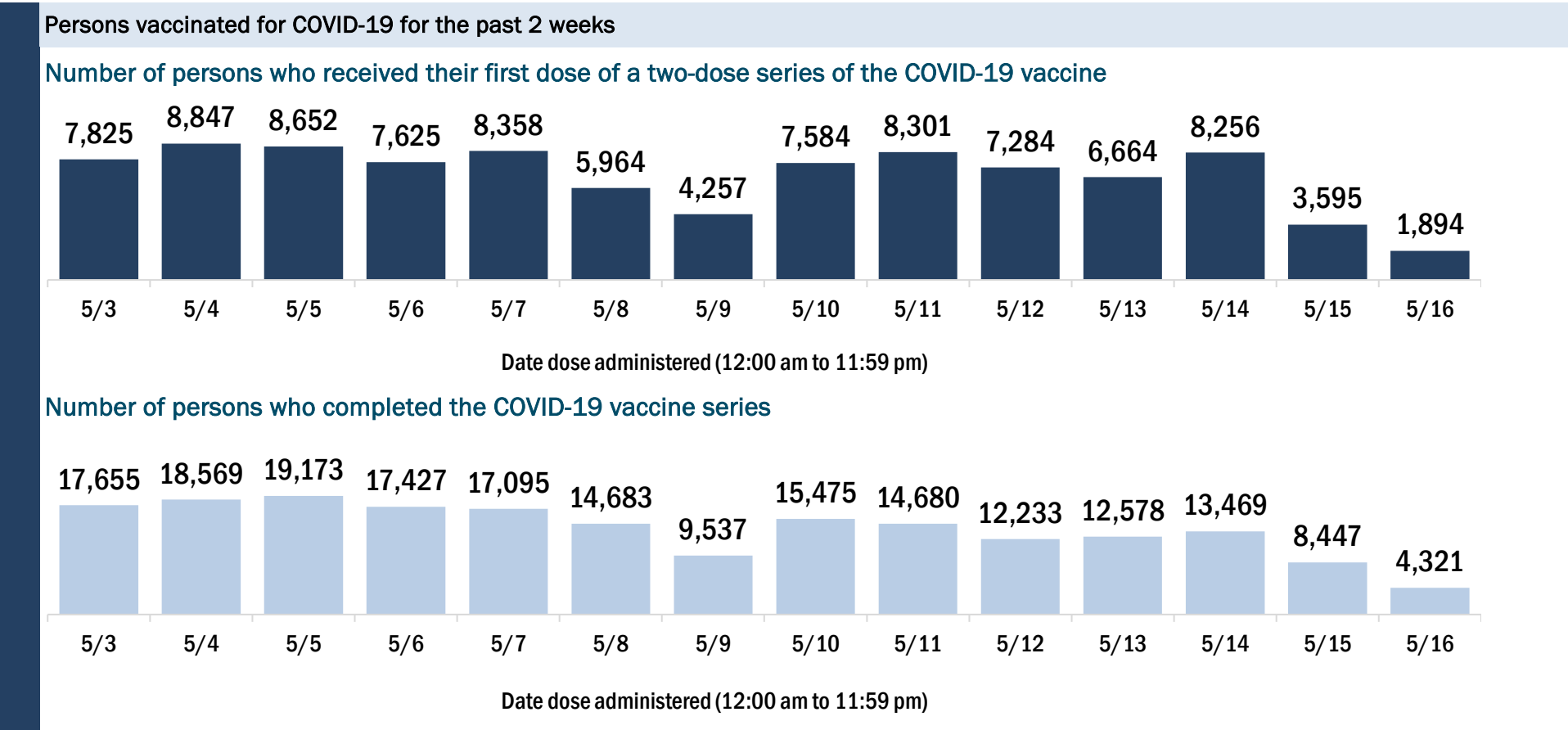
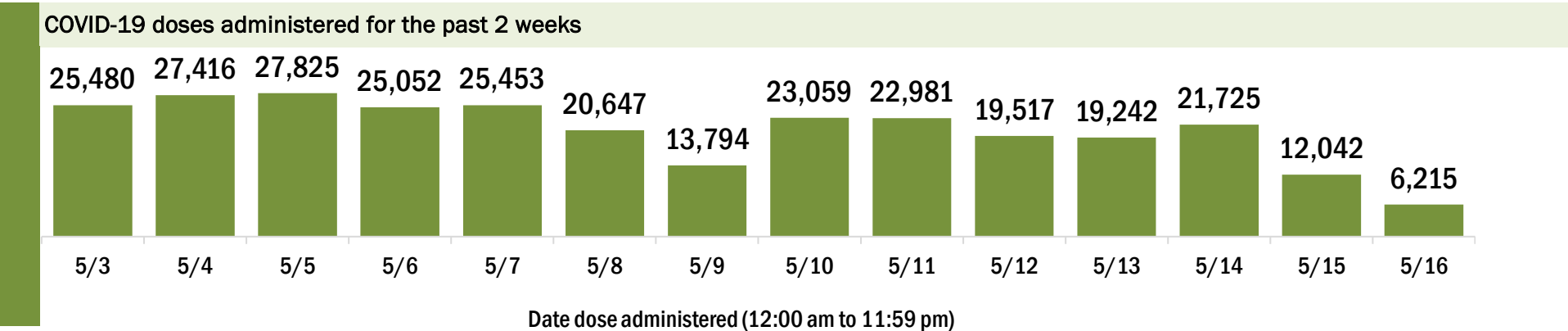
Data in this report are provisional and subject to change.

Data in this summary pertain to COVID-19 vaccines approved by the U.S. Food and Drug Administration and have been issued an Emergency Use Authorization (Janssen COVID-19 Vaccine, Moderna COVID-19 Vaccine and Pfizer-BioNTech COVID-19 Vaccine). These data summarize the number of people who have received either their first dose or have completed the series for a COVID-19 vaccine. **A person can only be counted in one category, first dose or series complete.** For persons receiving Moderna or Pfizer vaccines, once they receive their second dose, they are moved from the first dose column to the series completed column. **Because of this, the total first dose category may show a change from report to report not matching the total receiving their first dose from the previous day.** Persons receiving Johnson & Johnson vaccines will always be counted in the series completed column.

COVID-19 doses for vaccinated persons in Florida	
Doses administered	2,314,805
People receiving one dose of a 1-dose series (Johnson & Johnson) or receiving only one dose of a 2-dose series (Moderna, Pfizer) count once. Persons receiving both doses of a 2-dose series count twice.	

Current status of persons vaccinated for COVID-19 in Florida	
Total people vaccinated	1,392,695
First dose	338,007
Series completed	1,054,688
Completed 1-dose series	132,578
Completed 2-dose series	922,110
First dose: current number of people who have only received their first dose of the Moderna or Pfizer vaccine.	
Series complete: current number of people who have received both Moderna or Pfizer vaccine doses or one Johnson & Johnson dose and are considered fully immunized.	

Demographic summary	First dose	Series complete	Total people vaccinated
Age group	338,007	1,054,688	1,392,695
16-24 years	37,087	67,175	104,262
25-34 years	49,590	107,703	157,293
35-44 years	57,788	144,876	202,664
45-54 years	62,708	192,315	255,023
55-64 years	56,584	214,833	271,417
65-74 years	42,268	180,726	222,994
75-84 years	22,276	106,515	128,791
85+ years	9,706	40,545	50,251
Race	338,007	1,054,688	1,392,695
White	222,688	744,824	967,512
Black	21,788	66,299	88,087
American Indian/Alaskan	1,544	2,421	3,965
Other	42,197	115,530	157,727
Unknown	49,790	125,614	175,404
Other race includes Asian, native Hawaiian/Pacific Islander, or other.			
Ethnicity	338,007	1,054,688	1,392,695
Hispanic	182,115	527,711	709,826
Non-Hispanic	51,072	213,334	264,406
Unknown	104,820	313,643	418,463
Gender	338,007	1,054,688	1,392,695
Female	174,004	569,554	743,558
Male	161,755	483,284	645,039
Unknown	2,248	1,850	4,098



# COVID-19: Desoto County vaccine summary

Vaccination data through May 16, 2021 as of May 17, 2021 at 12:05 AM

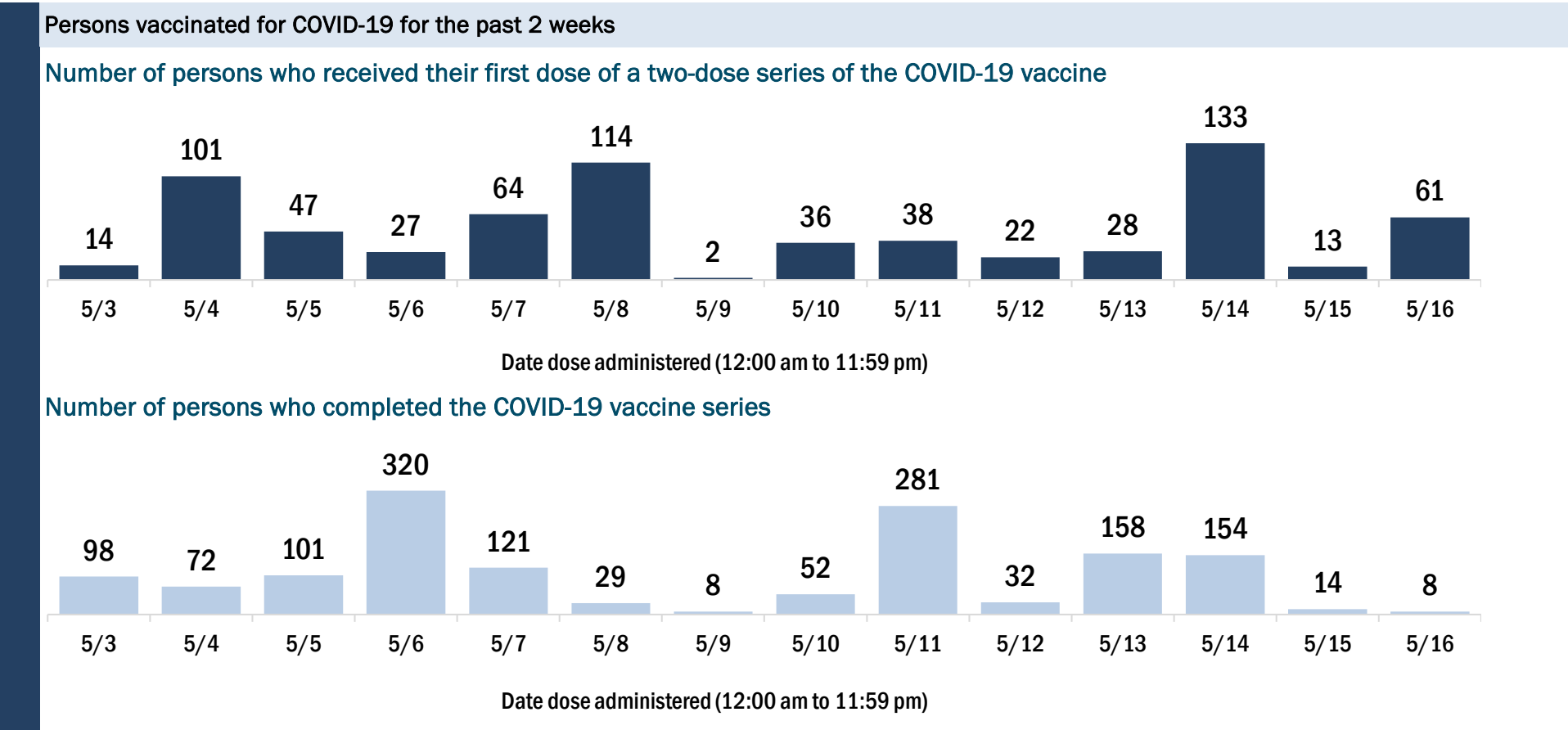
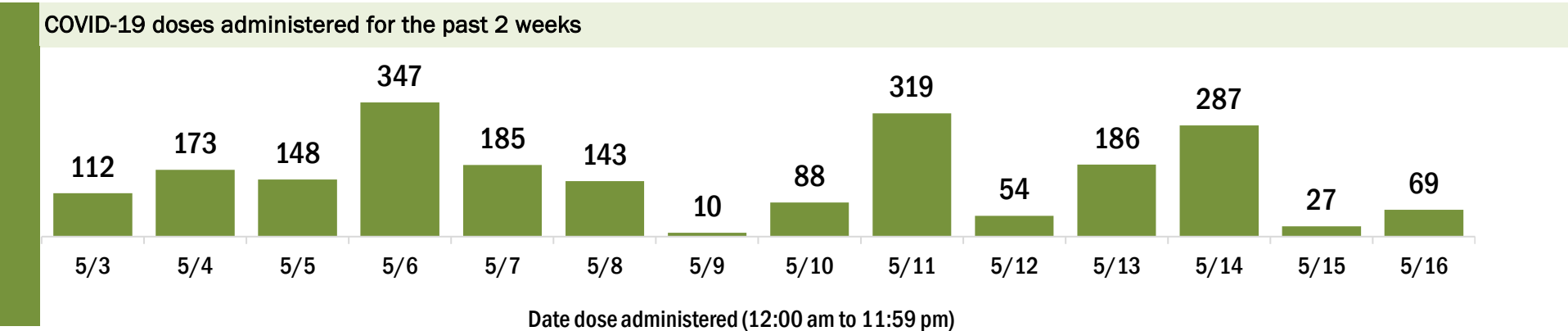
Data in this report are provisional and subject to change.

Data in this summary pertain to COVID-19 vaccines approved by the U.S. Food and Drug Administration and have been issued an Emergency Use Authorization (Janssen COVID-19 Vaccine, Moderna COVID-19 Vaccine and Pfizer-BioNTech COVID-19 Vaccine). These data summarize the number of people who have received either their first dose or have completed the series for a COVID-19 vaccine. **A person can only be counted in one category, first dose or series complete.** For persons receiving Moderna or Pfizer vaccines, once they receive their second dose, they are moved from the first dose column to the series completed column. **Because of this, the total first dose category may show a change from report to report not matching the total receiving their first dose from the previous day.** Persons receiving Johnson & Johnson vaccines will always be counted in the series completed column.

COVID-19 doses for vaccinated persons in Florida	
Doses administered	20,856
People receiving one dose of a 1-dose series (Johnson & Johnson) or receiving only one dose of a 2-dose series (Moderna, Pfizer) count once. Persons receiving both doses of a 2-dose series count twice.	

Current status of persons vaccinated for COVID-19 in Florida	
Total people vaccinated	12,787
First dose	4,048
Series completed	8,739
Completed 1-dose series	670
Completed 2-dose series	8,069
First dose: current number of people who have only received their first dose of the Moderna or Pfizer vaccine.	
Series complete: current number of people who have received both Moderna or Pfizer vaccine doses or one Johnson & Johnson dose and are considered fully immunized.	

Demographic summary	First dose	Series complete	Total people vaccinated
Age group	4,048	8,739	12,787
16-24 years	364	286	650
25-34 years	577	445	1,022
35-44 years	661	569	1,230
45-54 years	743	826	1,569
55-64 years	779	1,561	2,340
65-74 years	543	2,791	3,334
75-84 years	300	1,834	2,134
85+ years	81	427	508
Race	4,048	8,739	12,787
White	1,765	6,144	7,909
Black	405	473	878
American Indian/Alaskan	11	37	48
Other	1,119	1,045	2,164
Unknown	748	1,040	1,788
Other race includes Asian, native Hawaiian/Pacific Islander, or other.			
Ethnicity	4,048	8,739	12,787
Hispanic	1,329	1,178	2,507
Non-Hispanic	1,518	4,288	5,806
Unknown	1,201	3,273	4,474
Gender	4,048	8,739	12,787
Female	1,208	4,624	5,832
Male	2,840	4,114	6,954
Unknown	0	1	1



# COVID-19: Dixie County vaccine summary

Vaccination data through May 16, 2021 as of May 17, 2021 at 12:05 AM

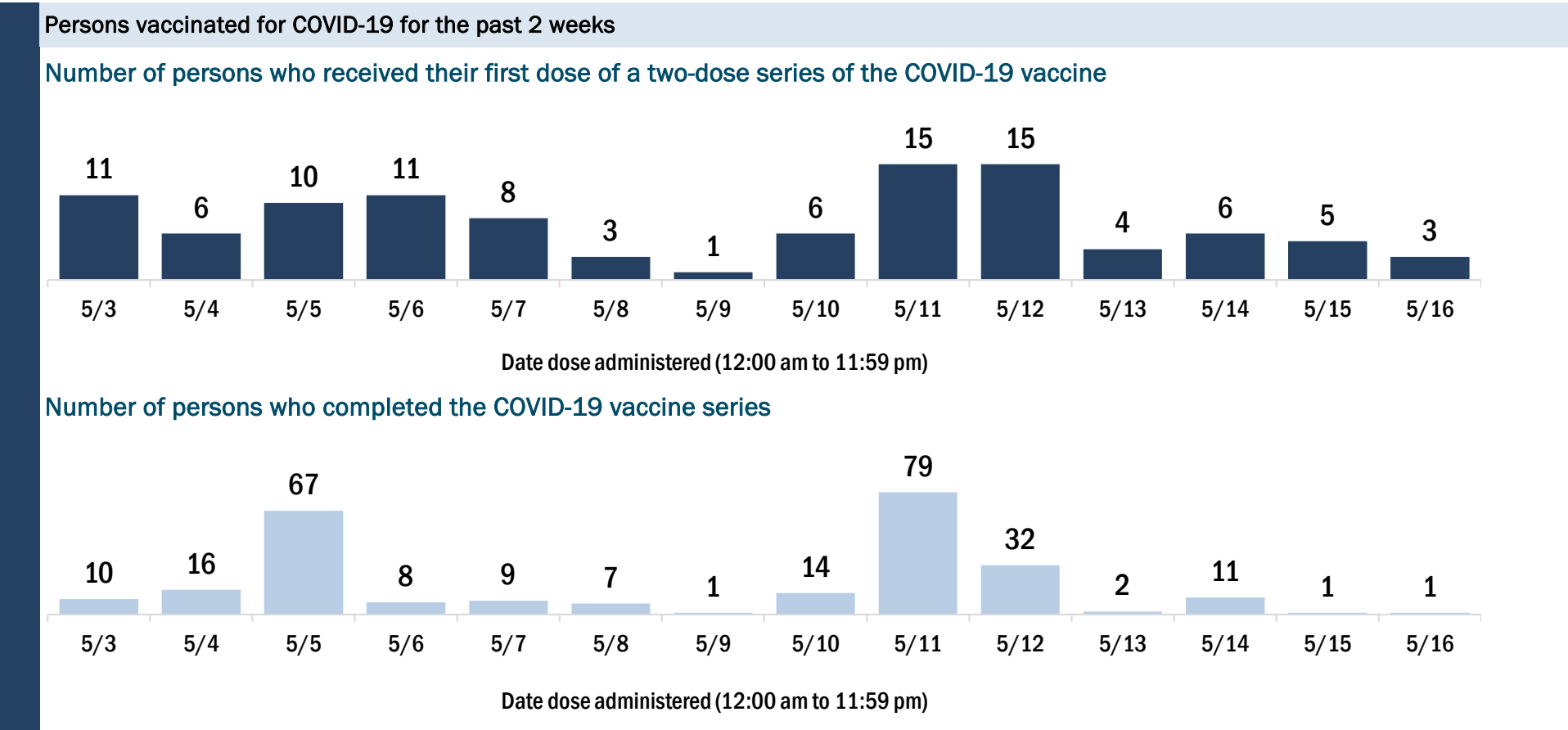
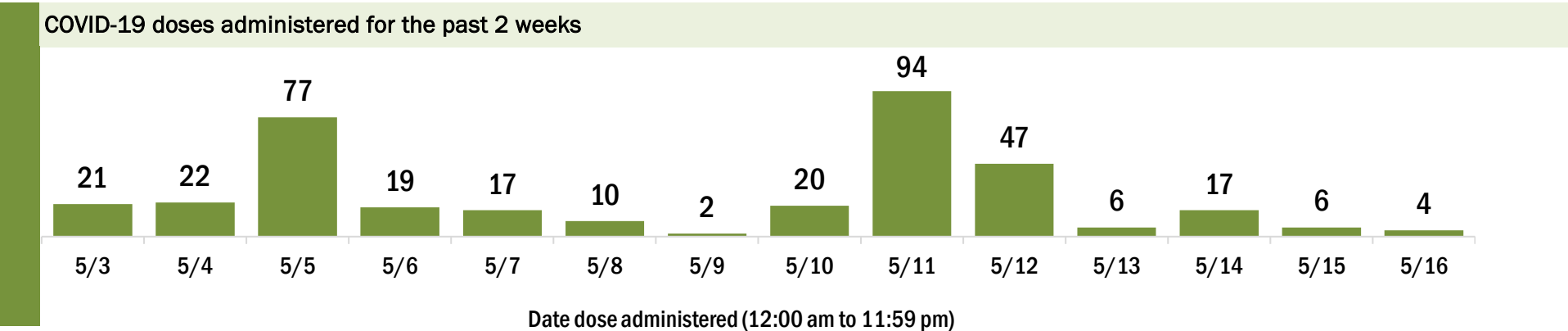
Data in this report are provisional and subject to change.

Data in this summary pertain to COVID-19 vaccines approved by the U.S. Food and Drug Administration and have been issued an Emergency Use Authorization (Janssen COVID-19 Vaccine, Moderna COVID-19 Vaccine and Pfizer-BioNTech COVID-19 Vaccine). These data summarize the number of people who have received either their first dose or have completed the series for a COVID-19 vaccine. **A person can only be counted in one category, first dose or series complete.** For persons receiving Moderna or Pfizer vaccines, once they receive their second dose, they are moved from the first dose column to the series completed column. **Because of this, the total first dose category may show a change from report to report not matching the total receiving their first dose from the previous day.** Persons receiving Johnson & Johnson vaccines will always be counted in the series completed column.

COVID-19 doses for vaccinated persons in Florida	
Doses administered	6,565
People receiving one dose of a 1-dose series (Johnson & Johnson) or receiving only one dose of a 2-dose series (Moderna, Pfizer) count once. Persons receiving both doses of a 2-dose series count twice.	

Current status of persons vaccinated for COVID-19 in Florida	
Total people vaccinated	3,951
First dose	920
Series completed	3,031
Completed 1-dose series	417
Completed 2-dose series	2,614
<b>First dose:</b> current number of people who have only received their first dose of the Moderna or Pfizer vaccine.	
<b>Series complete:</b> current number of people who have received both Moderna or Pfizer vaccine doses or one Johnson & Johnson dose and are considered fully immunized.	

Demographic summary	First dose	Series complete	Total people vaccinated
Age group	920	3,031	3,951
16-24 years	39	45	84
25-34 years	77	56	133
35-44 years	174	137	311
45-54 years	221	244	465
55-64 years	237	691	928
65-74 years	105	1,095	1,200
75-84 years	51	611	662
85+ years	16	152	168
Race	920	3,031	3,951
White	629	2,632	3,261
Black	213	153	366
American Indian/Alaskan	4	16	20
Other	38	83	121
Unknown	36	147	183
Other race includes Asian, native Hawaiian/Pacific Islander, or other.			
Ethnicity	920	3,031	3,951
Hispanic	39	60	99
Non-Hispanic	743	2,327	3,070
Unknown	138	644	782
Gender	920	3,031	3,951
Female	199	1,557	1,756
Male	721	1,474	2,195
Unknown	0	0	0





# COVID-19: Duval County vaccine summary

Vaccination data through May 16, 2021 as of May 17, 2021 at 12:05 AM

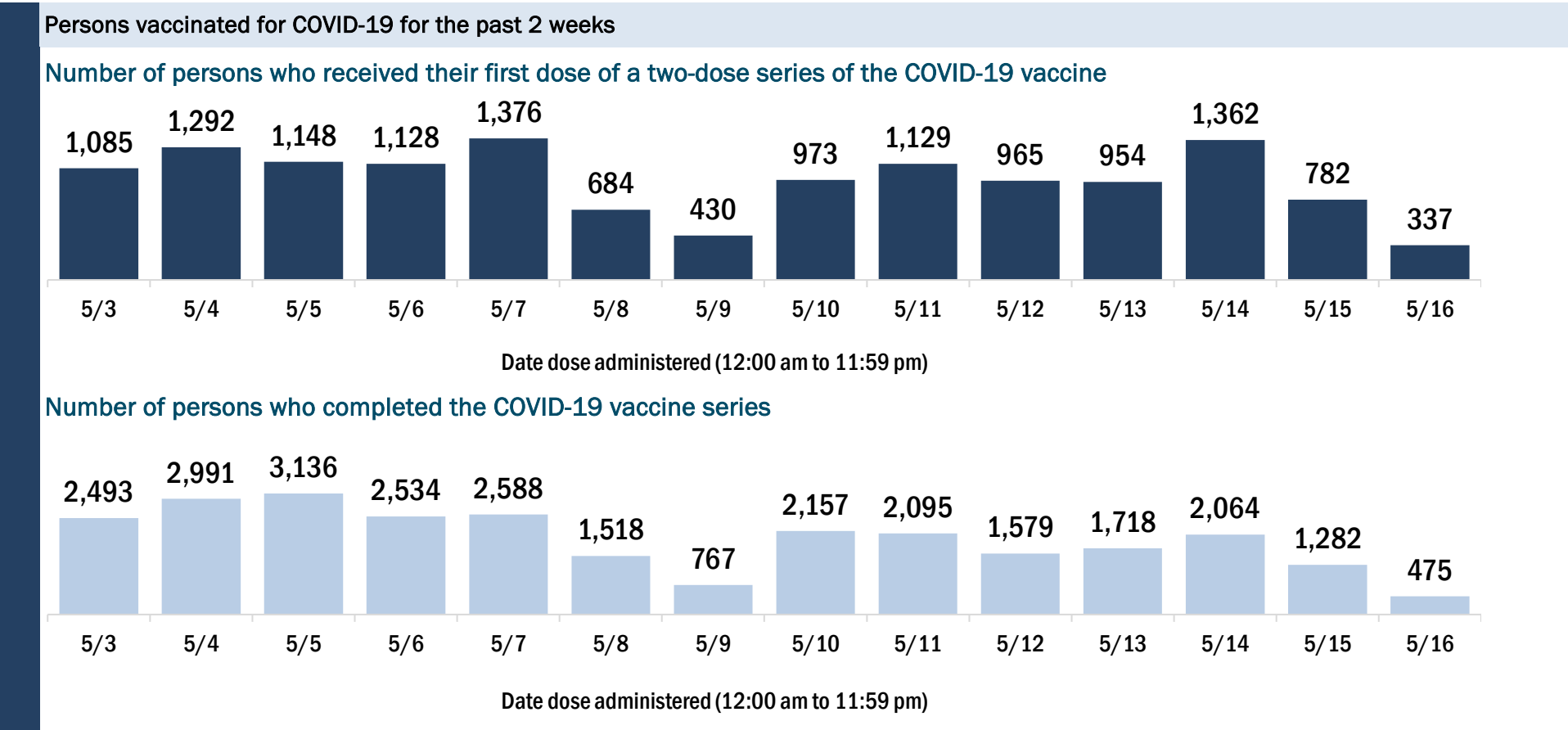
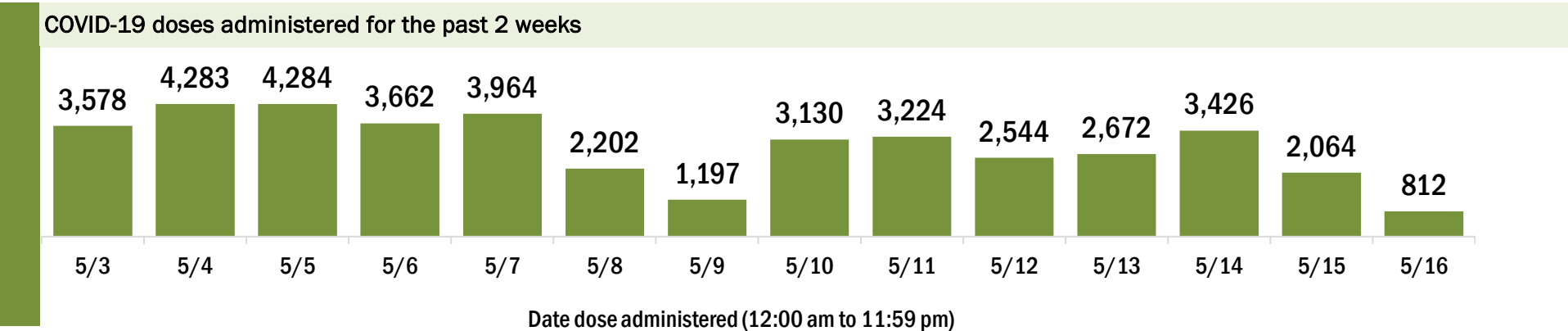
Data in this report are provisional and subject to change.

Data in this summary pertain to COVID-19 vaccines approved by the U.S. Food and Drug Administration and have been issued an Emergency Use Authorization (Janssen COVID-19 Vaccine, Moderna COVID-19 Vaccine and Pfizer-BioNTech COVID-19 Vaccine). These data summarize the number of people who have received either their first dose or have completed the series for a COVID-19 vaccine. **A person can only be counted in one category, first dose or series complete.** For persons receiving Moderna or Pfizer vaccines, once they receive their second dose, they are moved from the first dose column to the series completed column. **Because of this, the total first dose category may show a change from report to report not matching the total receiving their first dose from the previous day.** Persons receiving Johnson & Johnson vaccines will always be counted in the series completed column.

COVID-19 doses for vaccinated persons in Florida	
Doses administered	606,271
People receiving one dose of a 1-dose series (Johnson & Johnson) or receiving only one dose of a 2-dose series (Moderna, Pfizer) count once. Persons receiving both doses of a 2-dose series count twice.	

Current status of persons vaccinated for COVID-19 in Florida	
Total people vaccinated	347,646
First dose	61,876
Series completed	285,770
Completed 1-dose series	27,145
Completed 2-dose series	258,625
First dose: current number of people who have only received their first dose of the Moderna or Pfizer vaccine.	
Series complete: current number of people who have received both Moderna or Pfizer vaccine doses or one Johnson & Johnson dose and are considered fully immunized.	

Demographic summary	First dose	Series complete	Total people vaccinated
Age group	61,876	285,770	347,646
16-24 years	7,159	15,511	22,670
25-34 years	9,272	29,553	38,825
35-44 years	9,241	35,000	44,241
45-54 years	9,287	44,169	53,456
55-64 years	10,277	62,706	72,983
65-74 years	10,293	61,531	71,824
75-84 years	4,353	27,716	32,069
85+ years	1,994	9,584	11,578
Race	61,876	285,770	347,646
White	29,919	164,089	194,008
Black	9,711	47,506	57,217
American Indian/Alaskan	194	705	899
Other	9,429	37,421	46,850
Unknown	12,623	36,049	48,672
Other race includes Asian, native Hawaiian/Pacific Islander, or other.			
Ethnicity	61,876	285,770	347,646
Hispanic	4,912	17,261	22,173
Non-Hispanic	36,692	204,240	240,932
Unknown	20,272	64,269	84,541
Gender	61,876	285,770	347,646
Female	31,936	161,167	193,103
Male	27,467	124,418	151,885
Unknown	2,473	185	2,658



# COVID-19: Escambia County vaccine summary

Vaccination data through May 16, 2021 as of May 17, 2021 at 12:05 AM

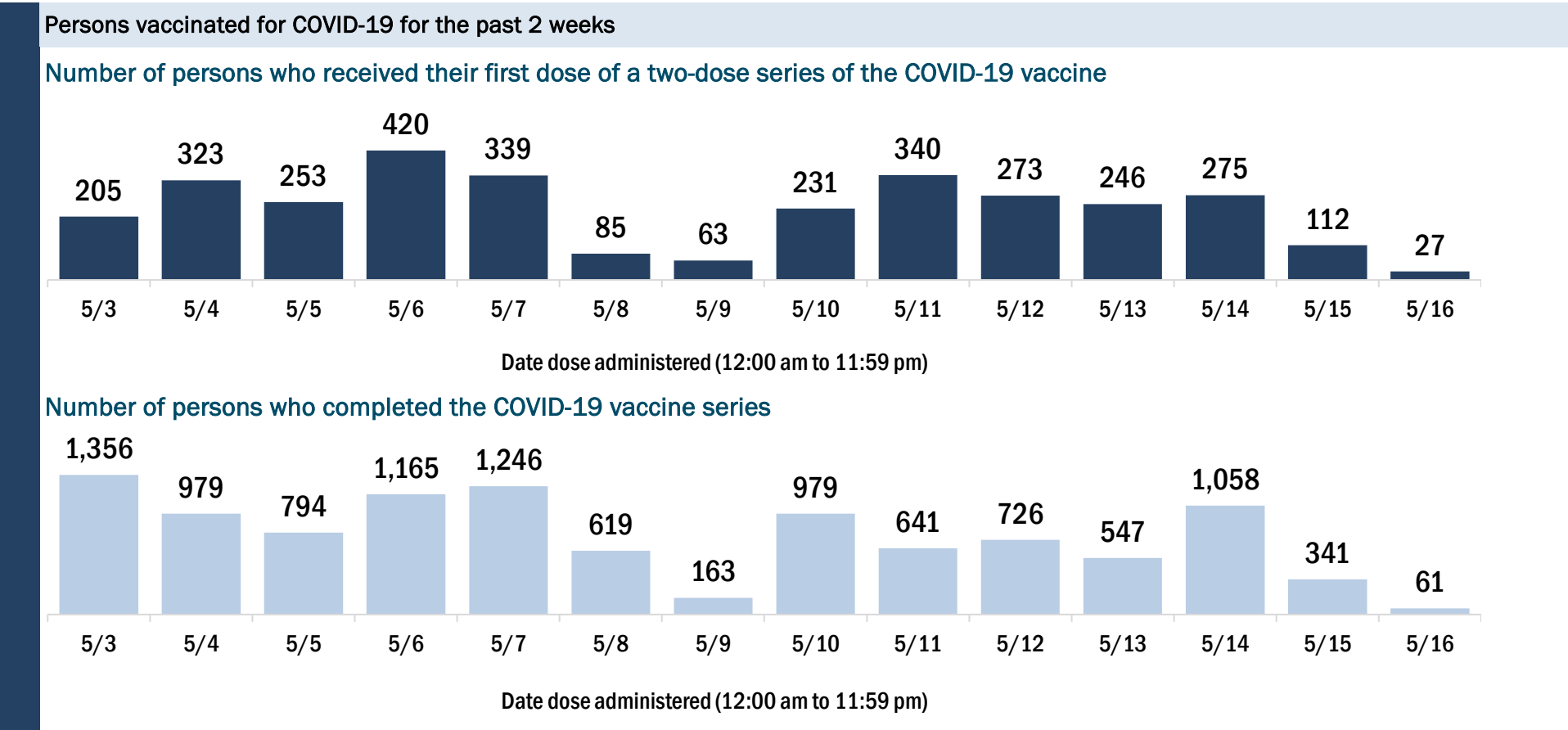
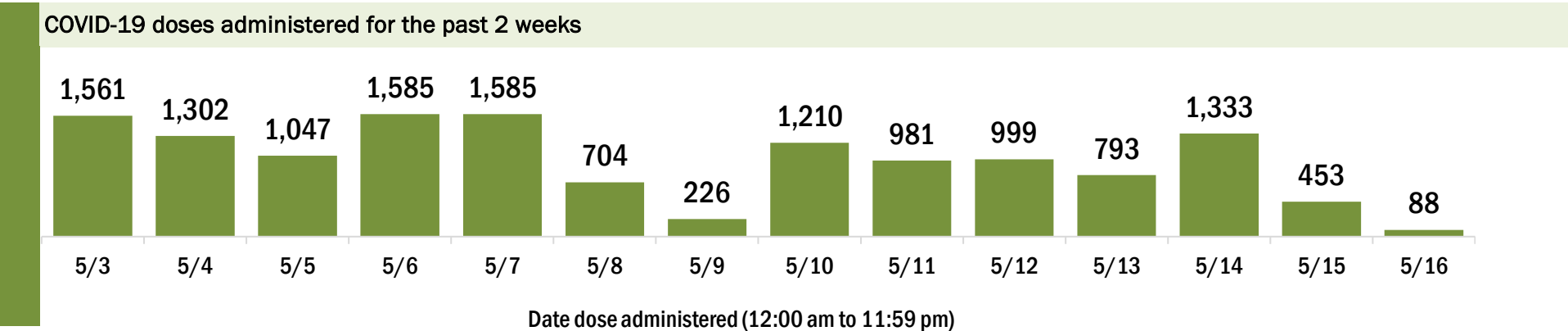
Data in this report are provisional and subject to change.

Data in this summary pertain to COVID-19 vaccines approved by the U.S. Food and Drug Administration and have been issued an Emergency Use Authorization (Janssen COVID-19 Vaccine, Moderna COVID-19 Vaccine and Pfizer-BioNTech COVID-19 Vaccine). These data summarize the number of people who have received either their first dose or have completed the series for a COVID-19 vaccine. **A person can only be counted in one category, first dose or series complete.** For persons receiving Moderna or Pfizer vaccines, once they receive their second dose, they are moved from the first dose column to the series completed column. **Because of this, the total first dose category may show a change from report to report not matching the total receiving their first dose from the previous day.** Persons receiving Johnson & Johnson vaccines will always be counted in the series completed column.

COVID-19 doses for vaccinated persons in Florida	
Doses administered	178,343
People receiving one dose of a 1-dose series (Johnson & Johnson) or receiving only one dose of a 2-dose series (Moderna, Pfizer) count once. Persons receiving both doses of a 2-dose series count twice.	

Current status of persons vaccinated for COVID-19 in Florida	
Total people vaccinated	102,680
First dose	18,933
Series completed	83,747
Completed 1-dose series	8,084
Completed 2-dose series	75,663
First dose: current number of people who have only received their first dose of the Moderna or Pfizer vaccine.	
Series complete: current number of people who have received both Moderna or Pfizer vaccine doses or one Johnson & Johnson dose and are considered fully immunized.	

Demographic summary	First dose	Series complete	Total people vaccinated
Age group	18,933	83,747	102,680
16-24 years	2,067	4,040	6,107
25-34 years	2,683	6,628	9,311
35-44 years	2,307	7,658	9,965
45-54 years	2,627	10,590	13,217
55-64 years	3,373	18,566	21,939
65-74 years	3,316	21,106	24,422
75-84 years	1,802	11,169	12,971
85+ years	758	3,990	4,748
Race	18,933	83,747	102,680
White	9,778	50,784	60,562
Black	2,831	12,237	15,068
American Indian/Alaskan	113	611	724
Other	1,925	7,985	9,910
Unknown	4,286	12,130	16,416
Other race includes Asian, native Hawaiian/Pacific Islander, or other.			
Ethnicity	18,933	83,747	102,680
Hispanic	798	2,500	3,298
Non-Hispanic	10,678	58,930	69,608
Unknown	7,457	22,317	29,774
Gender	18,933	83,747	102,680
Female	10,456	48,145	58,601
Male	8,416	35,502	43,918
Unknown	61	100	161



# COVID-19: Flagler County vaccine summary

Vaccination data through May 16, 2021 as of May 17, 2021 at 12:05 AM

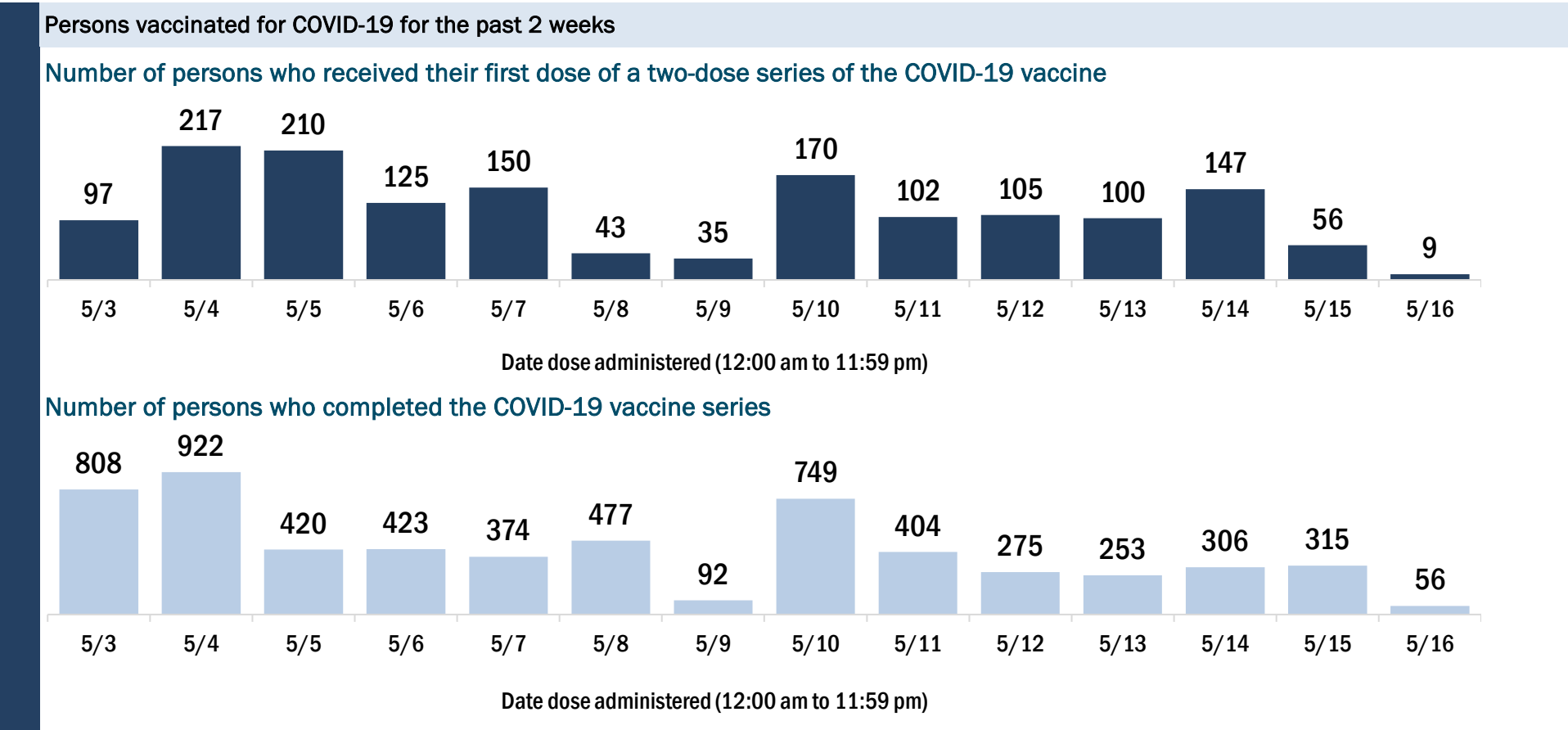
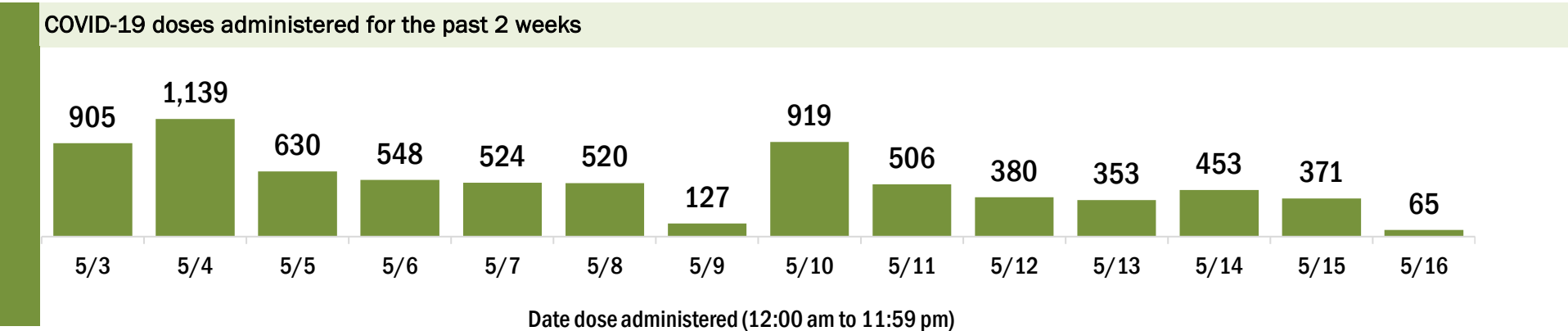
Data in this report are provisional and subject to change.

Data in this summary pertain to COVID-19 vaccines approved by the U.S. Food and Drug Administration and have been issued an Emergency Use Authorization (Janssen COVID-19 Vaccine, Moderna COVID-19 Vaccine and Pfizer-BioNTech COVID-19 Vaccine). These data summarize the number of people who have received either their first dose or have completed the series for a COVID-19 vaccine. **A person can only be counted in one category, first dose or series complete.** For persons receiving Moderna or Pfizer vaccines, once they receive their second dose, they are moved from the first dose column to the series completed column. **Because of this, the total first dose category may show a change from report to report not matching the total receiving their first dose from the previous day.** Persons receiving Johnson & Johnson vaccines will always be counted in the series completed column.

COVID-19 doses for vaccinated persons in Florida	
Doses administered	96,281
People receiving one dose of a 1-dose series (Johnson & Johnson) or receiving only one dose of a 2-dose series (Moderna, Pfizer) count once. Persons receiving both doses of a 2-dose series count twice.	

Current status of persons vaccinated for COVID-19 in Florida	
Total people vaccinated	54,183
First dose	9,289
Series completed	44,894
Completed 1-dose series	2,796
Completed 2-dose series	42,098
First dose: current number of people who have only received their first dose of the Moderna or Pfizer vaccine.	
Series complete: current number of people who have received both Moderna or Pfizer vaccine doses or one Johnson & Johnson dose and are considered fully immunized.	

Demographic summary	First dose	Series complete	Total people vaccinated
Age group	9,289	44,894	54,183
16-24 years	835	1,282	2,117
25-34 years	741	1,621	2,362
35-44 years	983	2,655	3,638
45-54 years	1,372	4,467	5,839
55-64 years	2,058	8,832	10,890
65-74 years	1,749	14,997	16,746
75-84 years	1,113	8,651	9,764
85+ years	438	2,389	2,827
Race	9,289	44,894	54,183
White	5,611	30,280	35,891
Black	671	3,006	3,677
American Indian/Alaskan	64	255	319
Other	898	4,069	4,967
Unknown	2,045	7,284	9,329
Other race includes Asian, native Hawaiian/Pacific Islander, or other.			
Ethnicity	9,289	44,894	54,183
Hispanic	899	2,972	3,871
Non-Hispanic	5,174	27,338	32,512
Unknown	3,216	14,584	17,800
Gender	9,289	44,894	54,183
Female	4,896	25,018	29,914
Male	4,312	19,671	23,983
Unknown	81	205	286



# COVID-19: Franklin County vaccine summary

Vaccination data through May 16, 2021 as of May 17, 2021 at 12:05 AM

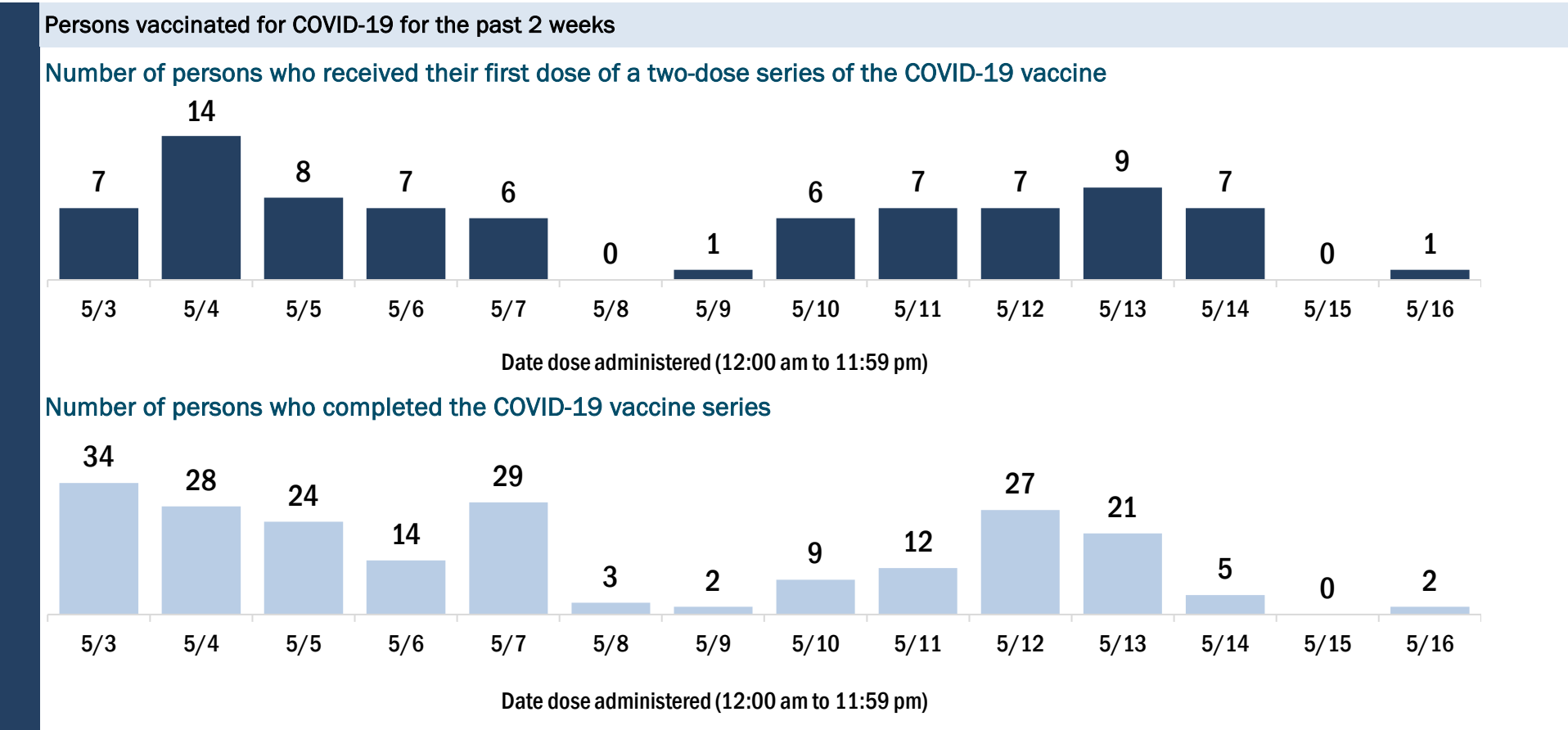
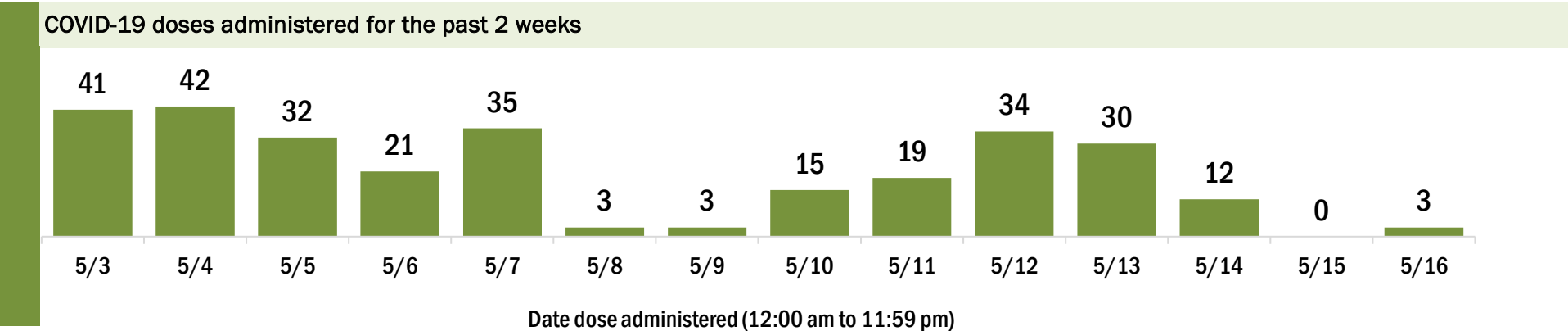
Data in this report are provisional and subject to change.

Data in this summary pertain to COVID-19 vaccines approved by the U.S. Food and Drug Administration and have been issued an Emergency Use Authorization (Janssen COVID-19 Vaccine, Moderna COVID-19 Vaccine and Pfizer-BioNTech COVID-19 Vaccine). These data summarize the number of people who have received either their first dose or have completed the series for a COVID-19 vaccine. **A person can only be counted in one category, first dose or series complete.** For persons receiving Moderna or Pfizer vaccines, once they receive their second dose, they are moved from the first dose column to the series completed column. **Because of this, the total first dose category may show a change from report to report not matching the total receiving their first dose from the previous day.** Persons receiving Johnson & Johnson vaccines will always be counted in the series completed column.

COVID-19 doses for vaccinated persons in Florida	
Doses administered	7,399
People receiving one dose of a 1-dose series (Johnson & Johnson) or receiving only one dose of a 2-dose series (Moderna, Pfizer) count once. Persons receiving both doses of a 2-dose series count twice.	

Current status of persons vaccinated for COVID-19 in Florida	
Total people vaccinated	4,129
First dose	750
Series completed	3,379
Completed 1-dose series	109
Completed 2-dose series	3,270
First dose: current number of people who have only received their first dose of the Moderna or Pfizer vaccine.	
Series complete: current number of people who have received both Moderna or Pfizer vaccine doses or one Johnson & Johnson dose and are considered fully immunized.	

Demographic summary	First dose	Series complete	Total people vaccinated
Age group	750	3,379	4,129
16-24 years	21	46	67
25-34 years	113	77	190
35-44 years	141	132	273
45-54 years	147	289	436
55-64 years	156	752	908
65-74 years	123	1,338	1,461
75-84 years	37	623	660
85+ years	12	122	134
Race	750	3,379	4,129
White	493	3,018	3,511
Black	177	160	337
American Indian/Alaskan	0	9	9
Other	32	128	160
Unknown	48	64	112
Other race includes Asian, native Hawaiian/Pacific Islander, or other.			
Ethnicity	750	3,379	4,129
Hispanic	11	52	63
Non-Hispanic	333	2,909	3,242
Unknown	406	418	824
Gender	750	3,379	4,129
Female	208	1,788	1,996
Male	542	1,591	2,133
Unknown	0	0	0





# COVID-19: Gadsden County vaccine summary

Vaccination data through May 16, 2021 as of May 17, 2021 at 12:05 AM

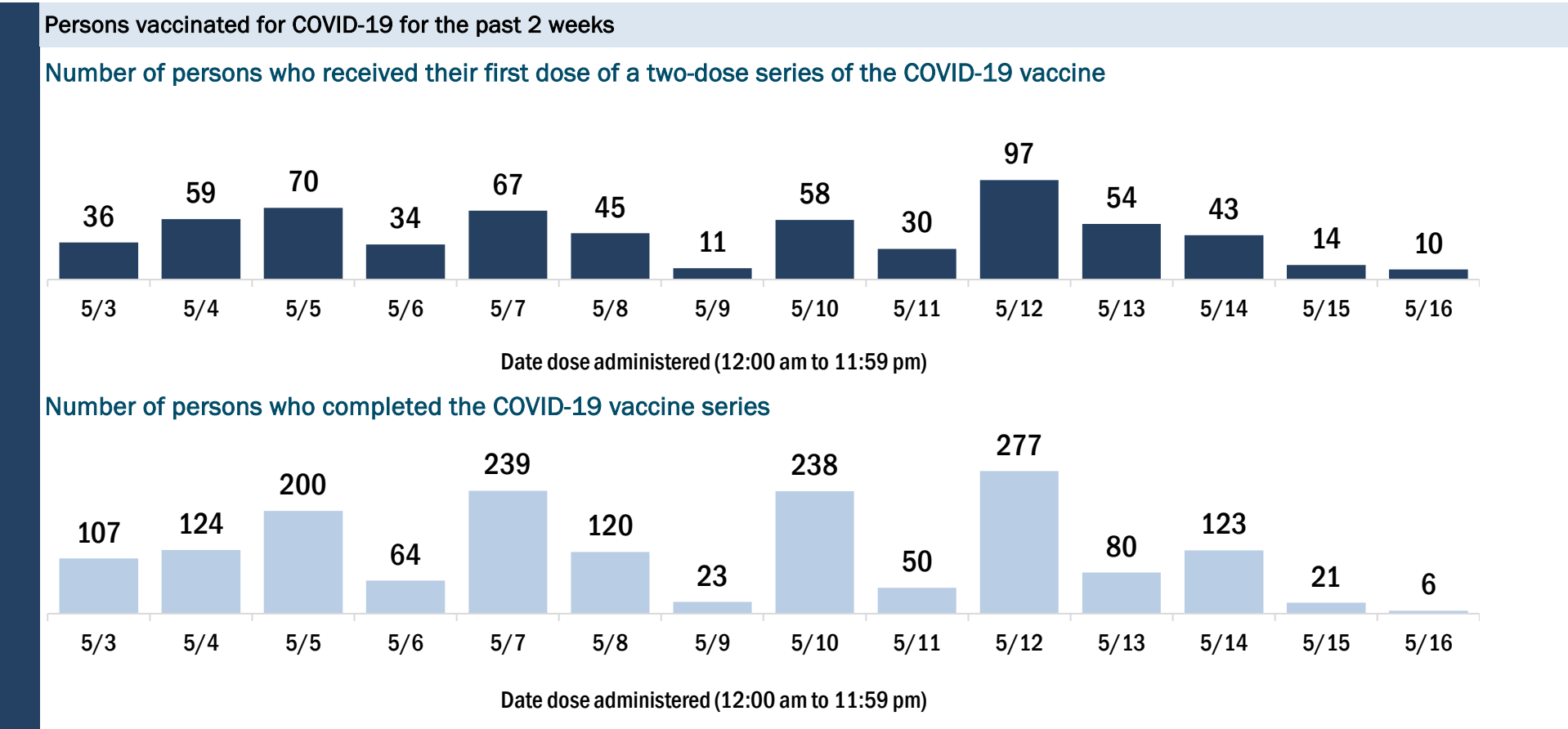
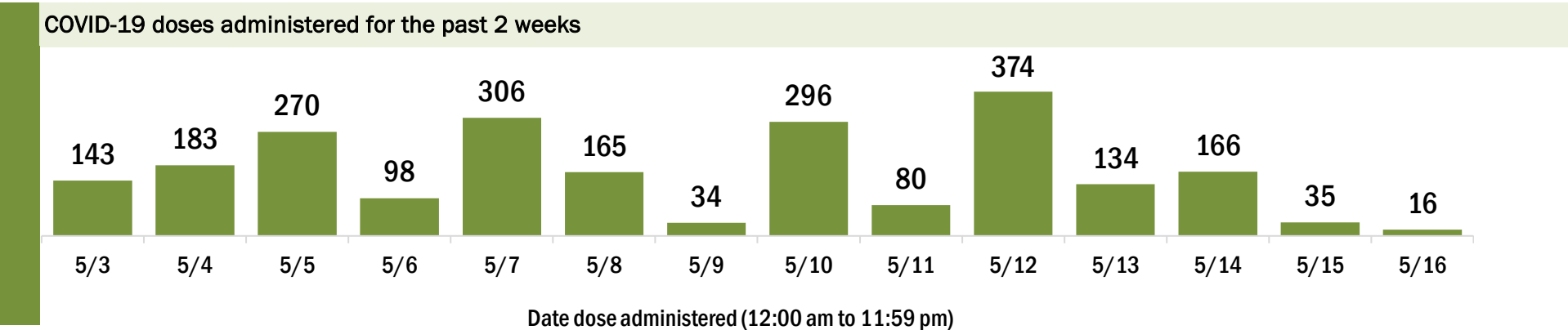
Data in this report are provisional and subject to change.

Data in this summary pertain to COVID-19 vaccines approved by the U.S. Food and Drug Administration and have been issued an Emergency Use Authorization (Janssen COVID-19 Vaccine, Moderna COVID-19 Vaccine and Pfizer-BioNTech COVID-19 Vaccine). These data summarize the number of people who have received either their first dose or have completed the series for a COVID-19 vaccine. **A person can only be counted in one category, first dose or series complete.** For persons receiving Moderna or Pfizer vaccines, once they receive their second dose, they are moved from the first dose column to the series completed column. **Because of this, the total first dose category may show a change from report to report not matching the total receiving their first dose from the previous day.** Persons receiving Johnson & Johnson vaccines will always be counted in the series completed column.

COVID-19 doses for vaccinated persons in Florida	
Doses administered	30,465
People receiving one dose of a 1-dose series (Johnson & Johnson) or receiving only one dose of a 2-dose series (Moderna, Pfizer) count once. Persons receiving both doses of a 2-dose series count twice.	

Current status of persons vaccinated for COVID-19 in Florida	
Total people vaccinated	17,541
First dose	2,771
Series completed	14,770
Completed 1-dose series	1,846
Completed 2-dose series	12,924
First dose: current number of people who have only received their first dose of the Moderna or Pfizer vaccine.	
Series complete: current number of people who have received both Moderna or Pfizer vaccine doses or one Johnson & Johnson dose and are considered fully immunized.	

Demographic summary	First dose	Series complete	Total people vaccinated
Age group	2,771	14,770	17,541
16-24 years	249	433	682
25-34 years	284	938	1,222
35-44 years	479	1,569	2,048
45-54 years	565	2,234	2,799
55-64 years	564	3,404	3,968
65-74 years	377	3,819	4,196
75-84 years	187	1,783	1,970
85+ years	66	590	656
Race	2,771	14,770	17,541
White	758	5,352	6,110
Black	1,213	6,408	7,621
American Indian/Alaskan	9	33	42
Other	431	1,992	2,423
Unknown	360	985	1,345
Other race includes Asian, native Hawaiian/Pacific Islander, or other.			
Ethnicity	2,771	14,770	17,541
Hispanic	381	804	1,185
Non-Hispanic	1,612	11,546	13,158
Unknown	778	2,420	3,198
Gender	2,771	14,770	17,541
Female	1,412	8,935	10,347
Male	1,359	5,835	7,194
Unknown	0	0	0



# COVID-19: Gilchrist County vaccine summary

Vaccination data through May 16, 2021 as of May 17, 2021 at 12:05 AM

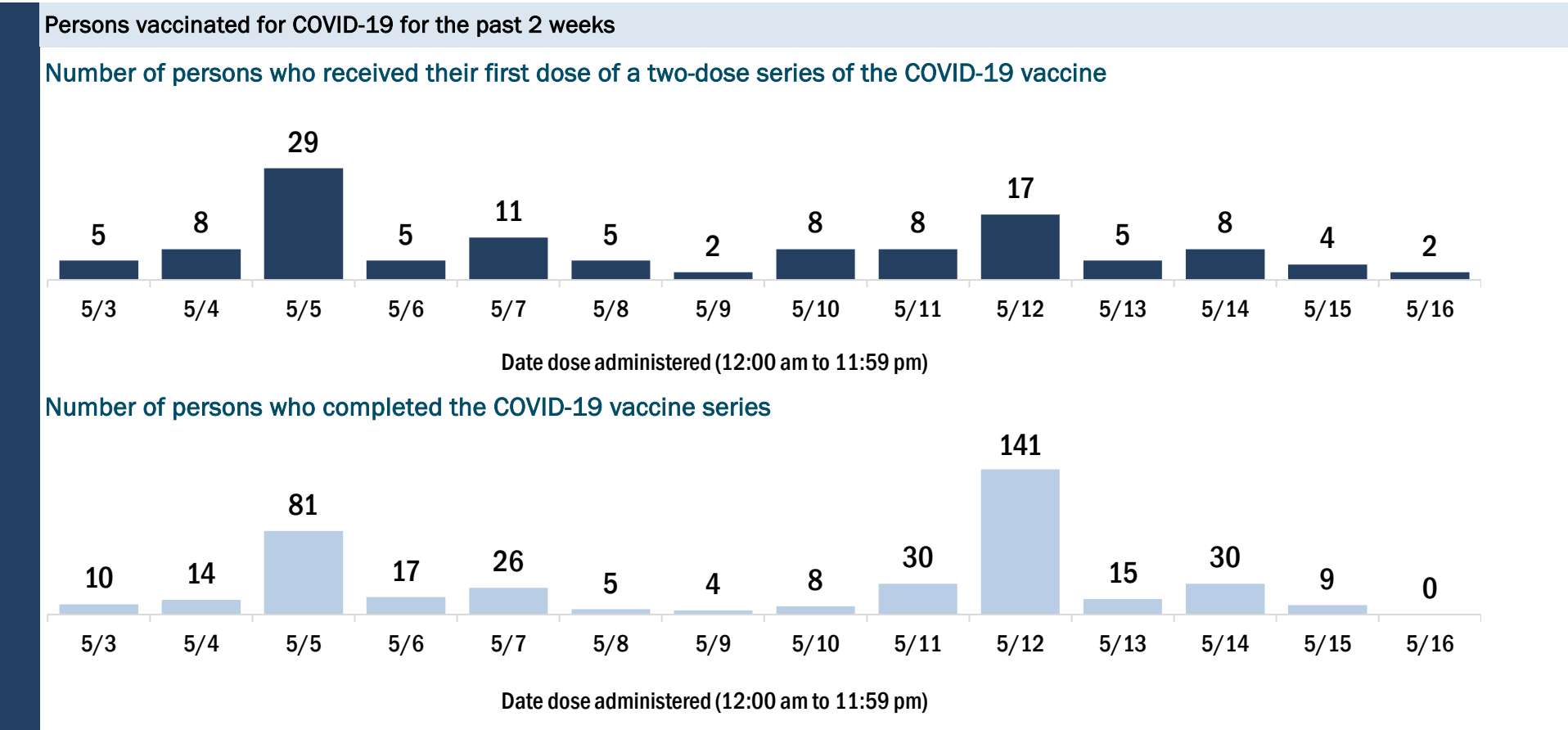
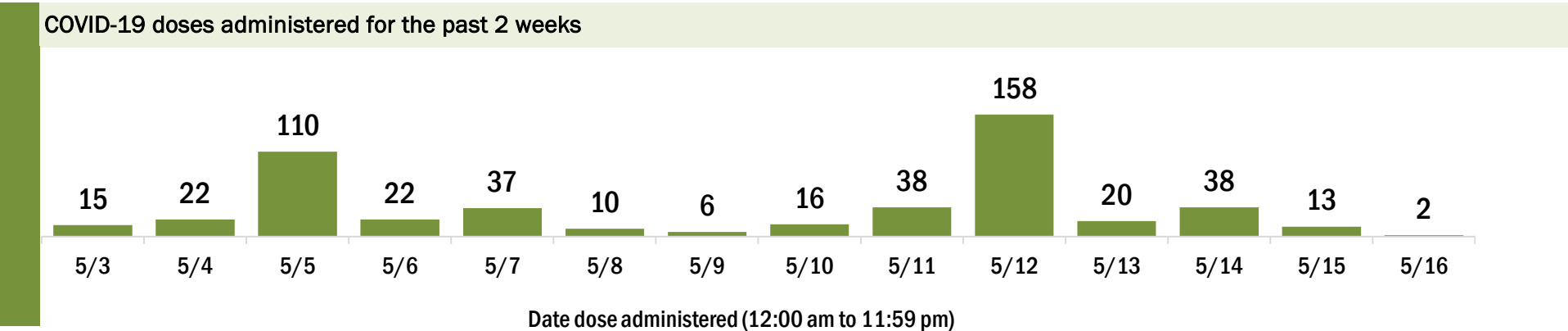
Data in this report are provisional and subject to change.

Data in this summary pertain to COVID-19 vaccines approved by the U.S. Food and Drug Administration and have been issued an Emergency Use Authorization (Janssen COVID-19 Vaccine, Moderna COVID-19 Vaccine and Pfizer-BioNTech COVID-19 Vaccine). These data summarize the number of people who have received either their first dose or have completed the series for a COVID-19 vaccine. **A person can only be counted in one category, first dose or series complete.** For persons receiving Moderna or Pfizer vaccines, once they receive their second dose, they are moved from the first dose column to the series completed column. **Because of this, the total first dose category may show a change from report to report not matching the total receiving their first dose from the previous day.** Persons receiving Johnson & Johnson vaccines will always be counted in the series completed column.

COVID-19 doses for vaccinated persons in Florida	
Doses administered	7,093
People receiving one dose of a 1-dose series (Johnson & Johnson) or receiving only one dose of a 2-dose series (Moderna, Pfizer) count once. Persons receiving both doses of a 2-dose series count twice.	

Current status of persons vaccinated for COVID-19 in Florida	
Total people vaccinated	4,108
First dose	622
Series completed	3,486
Completed 1-dose series	501
Completed 2-dose series	2,985
First dose: current number of people who have only received their first dose of the Moderna or Pfizer vaccine.	
Series complete: current number of people who have received both Moderna or Pfizer vaccine doses or one Johnson & Johnson dose and are considered fully immunized.	

Demographic summary	First dose	Series complete	Total people vaccinated
Age group	622	3,486	4,108
16-24 years	48	90	138
25-34 years	47	141	188
35-44 years	83	220	303
45-54 years	89	391	480
55-64 years	155	746	901
65-74 years	136	1,051	1,187
75-84 years	47	640	687
85+ years	17	207	224
Race	622	3,486	4,108
White	445	2,567	3,012
Black	27	79	106
American Indian/Alaskan	5	12	17
Other	49	251	300
Unknown	96	577	673
Other race includes Asian, native Hawaiian/Pacific Islander, or other.			
Ethnicity	622	3,486	4,108
Hispanic	22	120	142
Non-Hispanic	320	1,692	2,012
Unknown	280	1,674	1,954
Gender	622	3,486	4,108
Female	344	1,948	2,292
Male	278	1,537	1,815
Unknown	0	1	1



# COVID-19: Glades County vaccine summary

Vaccination data through May 16, 2021 as of May 17, 2021 at 12:05 AM

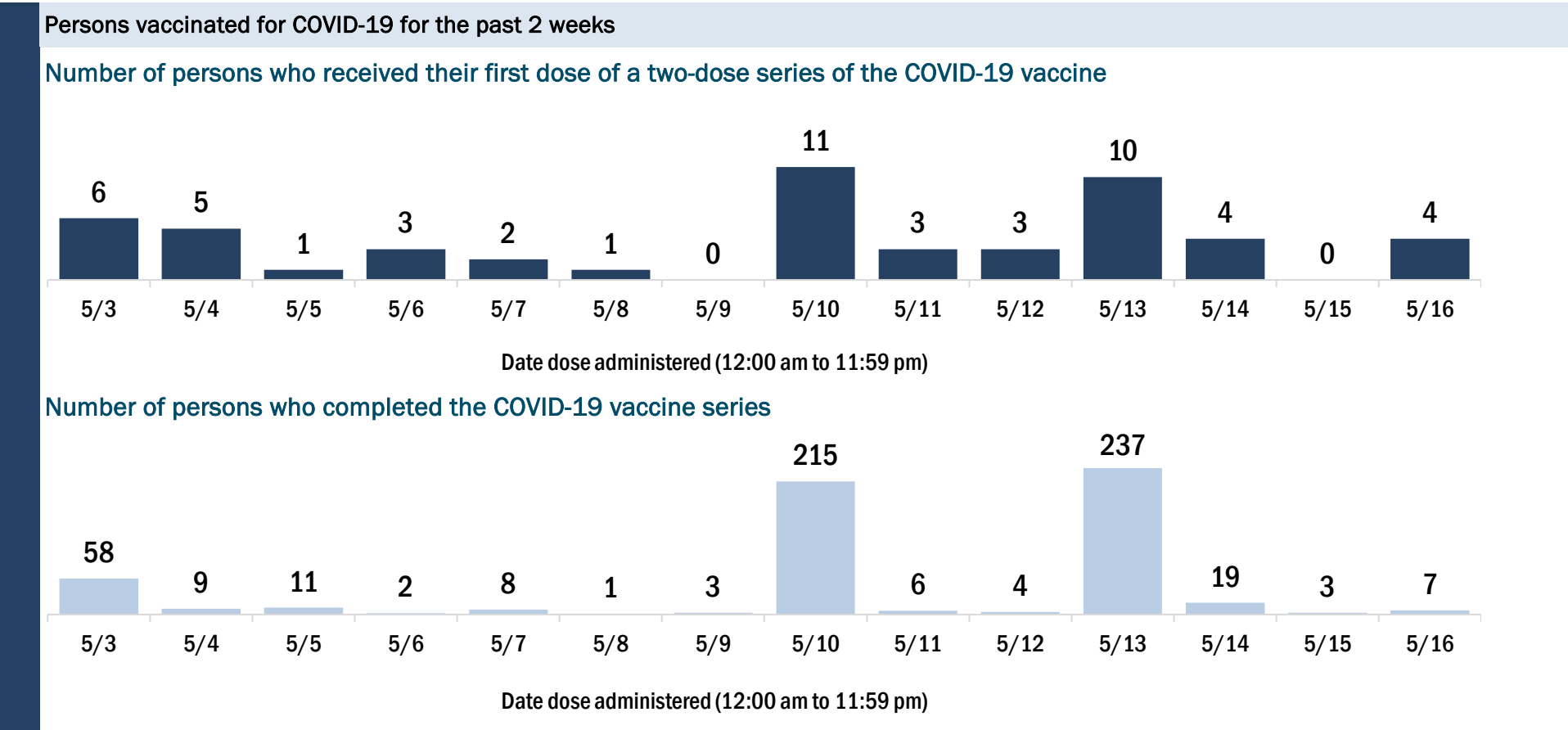
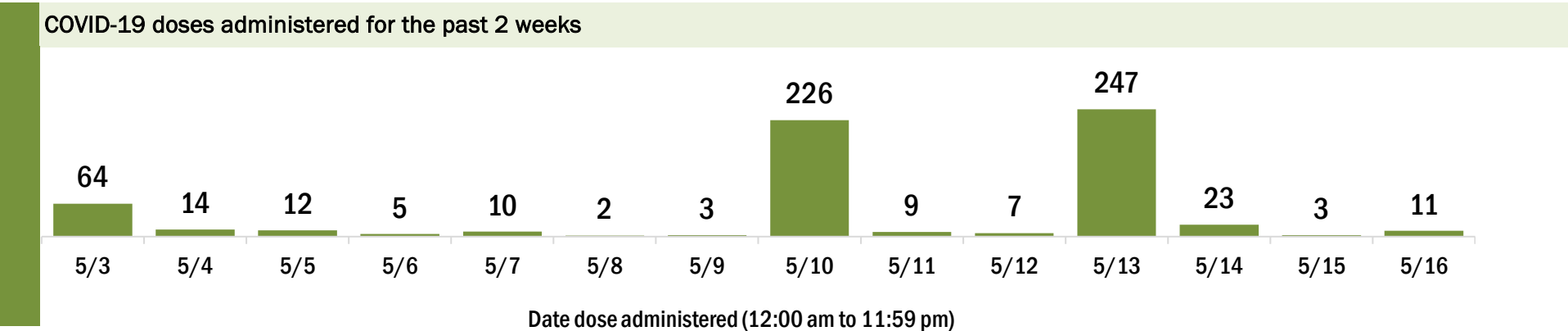
Data in this report are provisional and subject to change.

Data in this summary pertain to COVID-19 vaccines approved by the U.S. Food and Drug Administration and have been issued an Emergency Use Authorization (Janssen COVID-19 Vaccine, Moderna COVID-19 Vaccine and Pfizer-BioNTech COVID-19 Vaccine). These data summarize the number of people who have received either their first dose or have completed the series for a COVID-19 vaccine. **A person can only be counted in one category, first dose or series complete.** For persons receiving Moderna or Pfizer vaccines, once they receive their second dose, they are moved from the first dose column to the series completed column. **Because of this, the total first dose category may show a change from report to report not matching the total receiving their first dose from the previous day.** Persons receiving Johnson & Johnson vaccines will always be counted in the series completed column.

COVID-19 doses for vaccinated persons in Florida	
Doses administered	5,578
People receiving one dose of a 1-dose series (Johnson & Johnson) or receiving only one dose of a 2-dose series (Moderna, Pfizer) count once. Persons receiving both doses of a 2-dose series count twice.	

Current status of persons vaccinated for COVID-19 in Florida	
Total people vaccinated	3,218
First dose	439
Series completed	2,779
Completed 1-dose series	419
Completed 2-dose series	2,360
First dose: current number of people who have only received their first dose of the Moderna or Pfizer vaccine.	
Series complete: current number of people who have received both Moderna or Pfizer vaccine doses or one Johnson & Johnson dose and are considered fully immunized.	

Demographic summary	First dose	Series complete	Total people vaccinated
Age group	439	2,779	3,218
16-24 years	57	155	212
25-34 years	108	274	382
35-44 years	63	169	232
45-54 years	49	209	258
55-64 years	62	425	487
65-74 years	49	846	895
75-84 years	40	588	628
85+ years	11	113	124
Race	439	2,779	3,218
White	358	2,058	2,416
Black	21	128	149
American Indian/Alaskan	1	18	19
Other	22	214	236
Unknown	37	361	398
Other race includes Asian, native Hawaiian/Pacific Islander, or other.			
Ethnicity	439	2,779	3,218
Hispanic	229	562	791
Non-Hispanic	113	1,109	1,222
Unknown	97	1,108	1,205
Gender	439	2,779	3,218
Female	120	1,114	1,234
Male	319	1,665	1,984
Unknown	0	0	0



# COVID-19: Gulf County vaccine summary

Vaccination data through May 16, 2021 as of May 17, 2021 at 12:05 AM

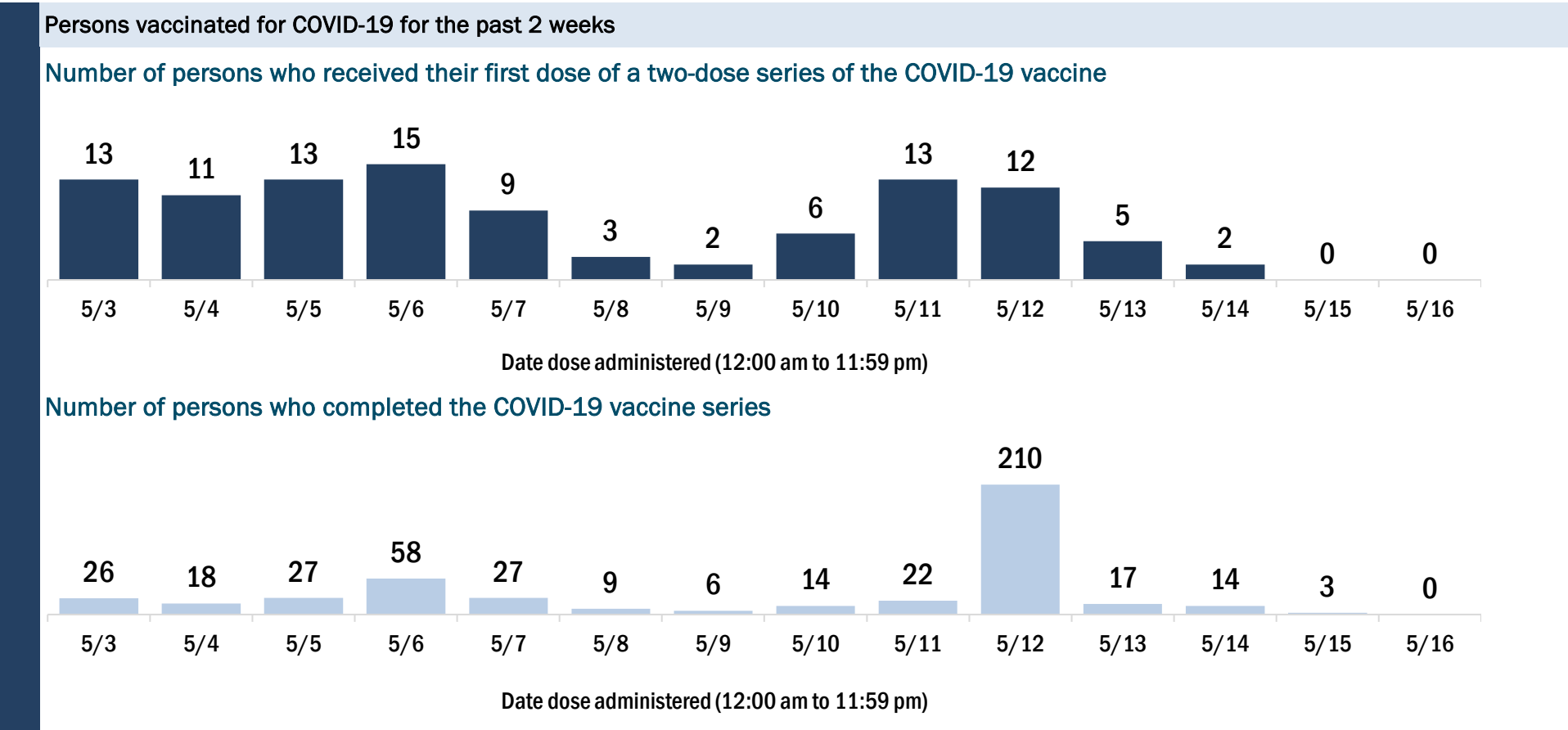
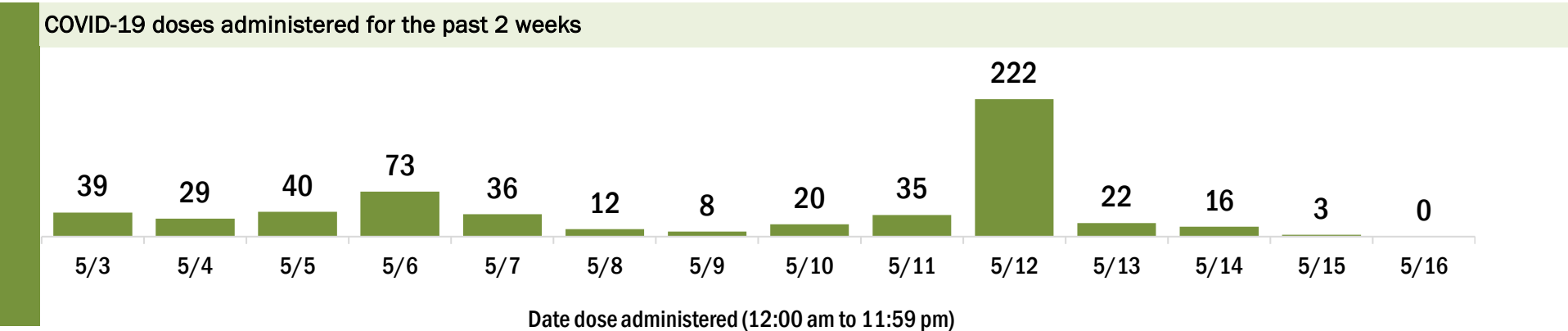
Data in this report are provisional and subject to change.

Data in this summary pertain to COVID-19 vaccines approved by the U.S. Food and Drug Administration and have been issued an Emergency Use Authorization (Janssen COVID-19 Vaccine, Moderna COVID-19 Vaccine and Pfizer-BioNTech COVID-19 Vaccine). These data summarize the number of people who have received either their first dose or have completed the series for a COVID-19 vaccine. **A person can only be counted in one category, first dose or series complete.** For persons receiving Moderna or Pfizer vaccines, once they receive their second dose, they are moved from the first dose column to the series completed column. **Because of this, the total first dose category may show a change from report to report not matching the total receiving their first dose from the previous day.** Persons receiving Johnson & Johnson vaccines will always be counted in the series completed column.

COVID-19 doses for vaccinated persons in Florida	
Doses administered	8,543
People receiving one dose of a 1-dose series (Johnson & Johnson) or receiving only one dose of a 2-dose series (Moderna, Pfizer) count once. Persons receiving both doses of a 2-dose series count twice.	

Current status of persons vaccinated for COVID-19 in Florida	
Total people vaccinated	4,836
First dose	863
Series completed	3,973
Completed 1-dose series	266
Completed 2-dose series	3,707
First dose: current number of people who have only received their first dose of the Moderna or Pfizer vaccine.	
Series complete: current number of people who have received both Moderna or Pfizer vaccine doses or one Johnson & Johnson dose and are considered fully immunized.	

Demographic summary	First dose	Series complete	Total people vaccinated
Age group	863	3,973	4,836
16-24 years	47	83	130
25-34 years	112	142	254
35-44 years	125	215	340
45-54 years	169	383	552
55-64 years	197	745	942
65-74 years	130	1,504	1,634
75-84 years	73	710	783
85+ years	10	191	201
Race	863	3,973	4,836
White	617	3,404	4,021
Black	178	364	542
American Indian/Alaskan	2	13	15
Other	49	122	171
Unknown	17	70	87
Other race includes Asian, native Hawaiian/Pacific Islander, or other.			
Ethnicity	863	3,973	4,836
Hispanic	16	50	66
Non-Hispanic	448	3,341	3,789
Unknown	399	582	981
Gender	863	3,973	4,836
Female	366	1,981	2,347
Male	497	1,992	2,489
Unknown	0	0	0





# COVID-19: Hamilton County vaccine summary

Vaccination data through May 16, 2021 as of May 17, 2021 at 12:05 AM

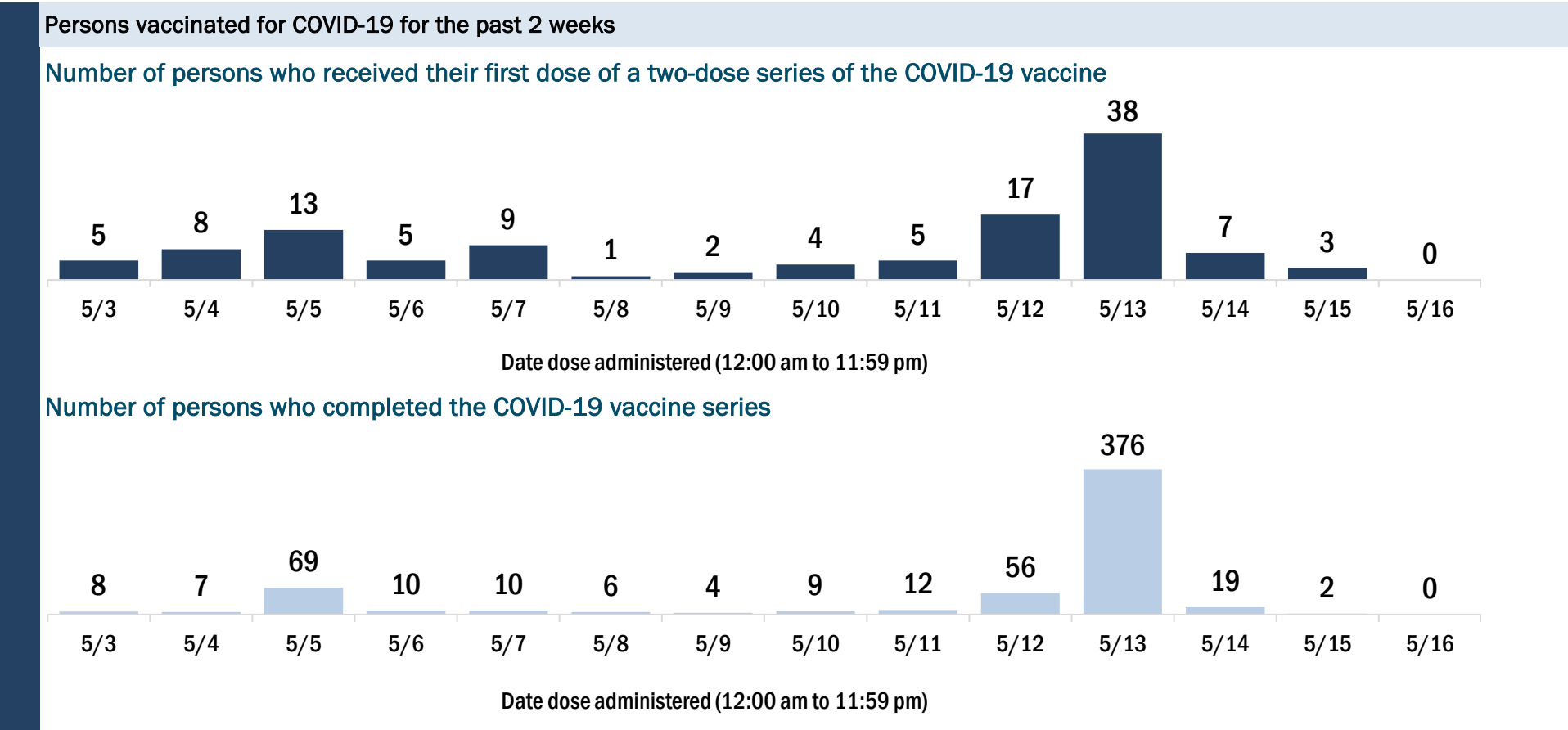
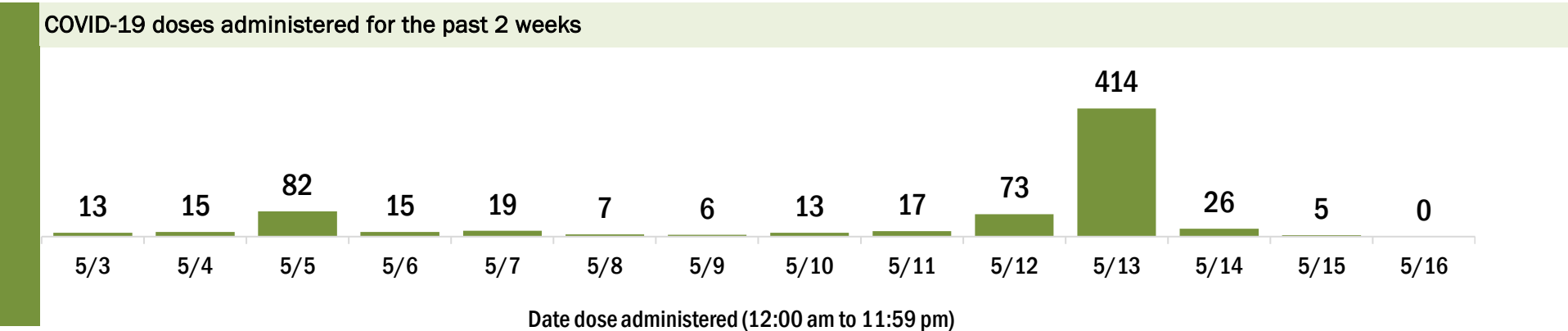
Data in this report are provisional and subject to change.

Data in this summary pertain to COVID-19 vaccines approved by the U.S. Food and Drug Administration and have been issued an Emergency Use Authorization (Janssen COVID-19 Vaccine, Moderna COVID-19 Vaccine and Pfizer-BioNTech COVID-19 Vaccine). These data summarize the number of people who have received either their first dose or have completed the series for a COVID-19 vaccine. **A person can only be counted in one category, first dose or series complete.** For persons receiving Moderna or Pfizer vaccines, once they receive their second dose, they are moved from the first dose column to the series completed column. **Because of this, the total first dose category may show a change from report to report not matching the total receiving their first dose from the previous day.** Persons receiving Johnson & Johnson vaccines will always be counted in the series completed column.

COVID-19 doses for vaccinated persons in Florida	
Doses administered	6,170
People receiving one dose of a 1-dose series (Johnson & Johnson) or receiving only one dose of a 2-dose series (Moderna, Pfizer) count once. Persons receiving both doses of a 2-dose series count twice.	

Current status of persons vaccinated for COVID-19 in Florida	
Total people vaccinated	3,416
First dose	416
Series completed	3,000
Completed 1-dose series	246
Completed 2-dose series	2,754
First dose: current number of people who have only received their first dose of the Moderna or Pfizer vaccine.	
Series complete: current number of people who have received both Moderna or Pfizer vaccine doses or one Johnson & Johnson dose and are considered fully immunized.	

Demographic summary	First dose	Series complete	Total people vaccinated
Age group	416	3,000	3,416
16-24 years	34	61	95
25-34 years	69	145	214
35-44 years	74	221	295
45-54 years	77	337	414
55-64 years	92	665	757
65-74 years	42	976	1,018
75-84 years	19	467	486
85+ years	9	128	137
Race	416	3,000	3,416
White	213	1,751	1,964
Black	151	788	939
American Indian/Alaskan	4	5	9
Other	24	213	237
Unknown	24	243	267
Other race includes Asian, native Hawaiian/Pacific Islander, or other.			
Ethnicity	416	3,000	3,416
Hispanic	29	112	141
Non-Hispanic	278	1,950	2,228
Unknown	109	938	1,047
Gender	416	3,000	3,416
Female	170	1,491	1,661
Male	246	1,509	1,755
Unknown	0	0	0



# COVID-19: Hardee County vaccine summary

Vaccination data through May 16, 2021 as of May 17, 2021 at 12:05 AM

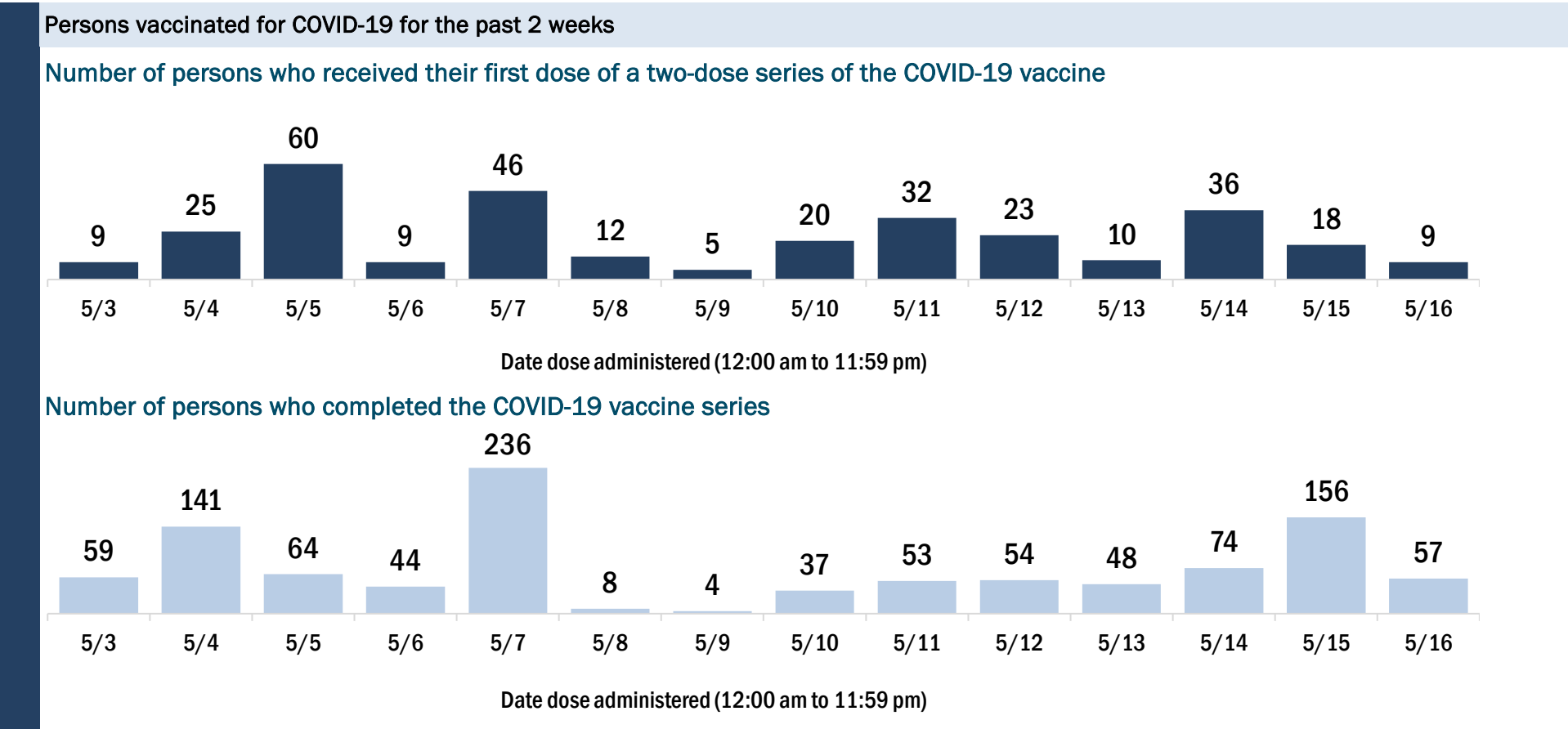
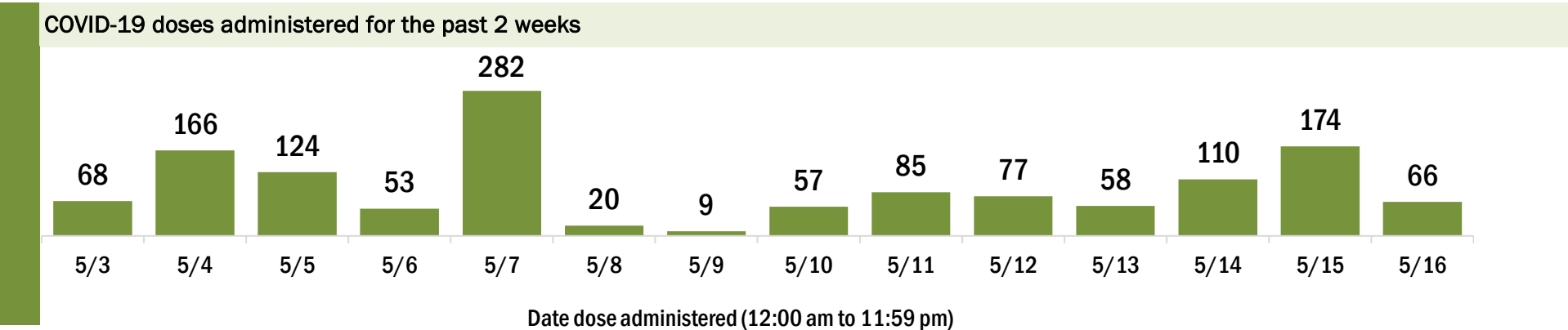
Data in this report are provisional and subject to change.

Data in this summary pertain to COVID-19 vaccines approved by the U.S. Food and Drug Administration and have been issued an Emergency Use Authorization (Janssen COVID-19 Vaccine, Moderna COVID-19 Vaccine and Pfizer-BioNTech COVID-19 Vaccine). These data summarize the number of people who have received either their first dose or have completed the series for a COVID-19 vaccine. **A person can only be counted in one category, first dose or series complete.** For persons receiving Moderna or Pfizer vaccines, once they receive their second dose, they are moved from the first dose column to the series completed column. **Because of this, the total first dose category may show a change from report to report not matching the total receiving their first dose from the previous day.** Persons receiving Johnson & Johnson vaccines will always be counted in the series completed column.

COVID-19 doses for vaccinated persons in Florida	
Doses administered	12,062
People receiving one dose of a 1-dose series (Johnson & Johnson) or receiving only one dose of a 2-dose series (Moderna, Pfizer) count once. Persons receiving both doses of a 2-dose series count twice.	

Current status of persons vaccinated for COVID-19 in Florida	
Total people vaccinated	7,110
First dose	1,727
Series completed	5,383
Completed 1-dose series	431
Completed 2-dose series	4,952
First dose: current number of people who have only received their first dose of the Moderna or Pfizer vaccine.	
Series complete: current number of people who have received both Moderna or Pfizer vaccine doses or one Johnson & Johnson dose and are considered fully immunized.	

Demographic summary	First dose	Series complete	Total people vaccinated
Age group	1,727	5,383	7,110
16-24 years	134	234	368
25-34 years	209	388	597
35-44 years	297	406	703
45-54 years	363	611	974
55-64 years	368	961	1,329
65-74 years	236	1,504	1,740
75-84 years	93	999	1,092
85+ years	27	280	307
Race	1,727	5,383	7,110
White	1,124	4,376	5,500
Black	318	217	535
American Indian/Alaskan	5	26	31
Other	206	535	741
Unknown	74	229	303
Other race includes Asian, native Hawaiian/Pacific Islander, or other.			
Ethnicity	1,727	5,383	7,110
Hispanic	474	1,240	1,714
Non-Hispanic	946	3,536	4,482
Unknown	307	607	914
Gender	1,727	5,383	7,110
Female	576	2,717	3,293
Male	1,150	2,664	3,814
Unknown	1	2	3



# COVID-19: Hendry County vaccine summary

Vaccination data through May 16, 2021 as of May 17, 2021 at 12:05 AM

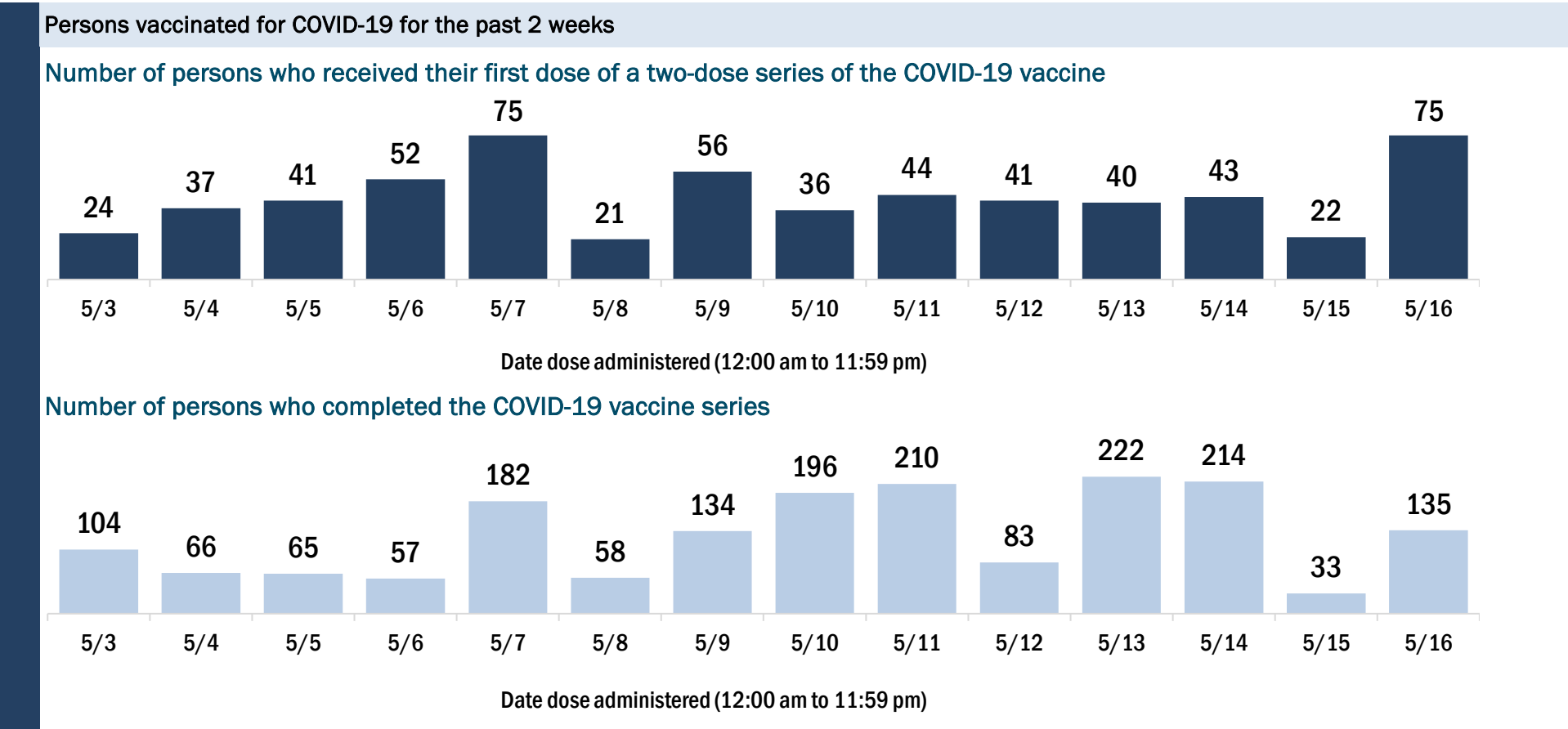
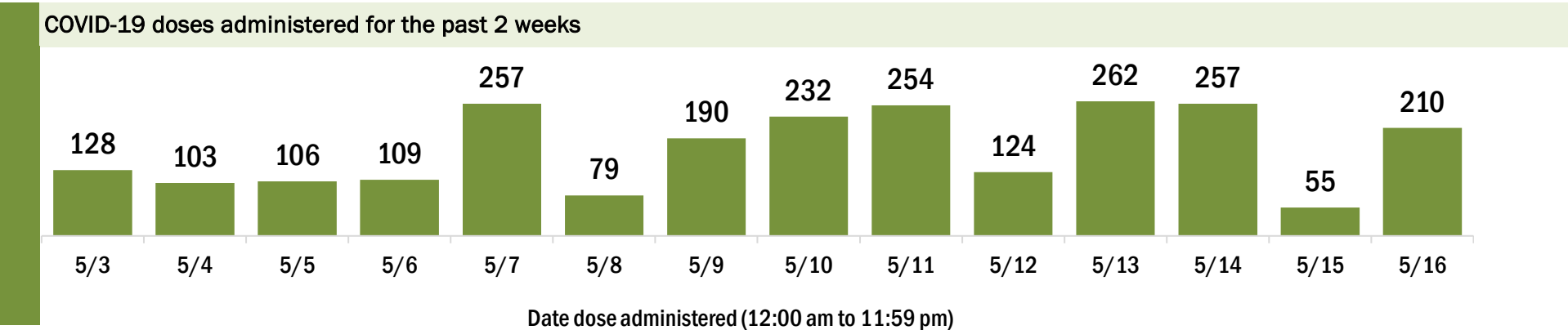
Data in this report are provisional and subject to change.

Data in this summary pertain to COVID-19 vaccines approved by the U.S. Food and Drug Administration and have been issued an Emergency Use Authorization (Janssen COVID-19 Vaccine, Moderna COVID-19 Vaccine and Pfizer-BioNTech COVID-19 Vaccine). These data summarize the number of people who have received either their first dose or have completed the series for a COVID-19 vaccine. **A person can only be counted in one category, first dose or series complete.** For persons receiving Moderna or Pfizer vaccines, once they receive their second dose, they are moved from the first dose column to the series completed column. **Because of this, the total first dose category may show a change from report to report not matching the total receiving their first dose from the previous day.** Persons receiving Johnson & Johnson vaccines will always be counted in the series completed column.

COVID-19 doses for vaccinated persons in Florida	
Doses administered	21,096
People receiving one dose of a 1-dose series (Johnson & Johnson) or receiving only one dose of a 2-dose series (Moderna, Pfizer) count once. Persons receiving both doses of a 2-dose series count twice.	

Current status of persons vaccinated for COVID-19 in Florida	
Total people vaccinated	12,598
First dose	2,651
Series completed	9,947
Completed 1-dose series	1,449
Completed 2-dose series	8,498
First dose: current number of people who have only received their first dose of the Moderna or Pfizer vaccine.	
Series complete: current number of people who have received both Moderna or Pfizer vaccine doses or one Johnson & Johnson dose and are considered fully immunized.	

Demographic summary	First dose	Series complete	Total people vaccinated
Age group	2,651	9,947	12,598
16-24 years	371	584	955
25-34 years	466	950	1,416
35-44 years	457	991	1,448
45-54 years	465	1,447	1,912
55-64 years	492	2,056	2,548
65-74 years	231	2,378	2,609
75-84 years	122	1,203	1,325
85+ years	47	338	385
Race	2,651	9,947	12,598
White	1,868	6,950	8,818
Black	139	633	772
American Indian/Alaskan	4	27	31
Other	395	1,455	1,850
Unknown	245	882	1,127
Other race includes Asian, native Hawaiian/Pacific Islander, or other.			
Ethnicity	2,651	9,947	12,598
Hispanic	1,430	3,680	5,110
Non-Hispanic	617	3,610	4,227
Unknown	604	2,657	3,261
Gender	2,651	9,947	12,598
Female	1,071	4,718	5,789
Male	1,579	5,226	6,805
Unknown	1	3	4



# COVID-19: Hernando County vaccine summary

Vaccination data through May 16, 2021 as of May 17, 2021 at 12:05 AM

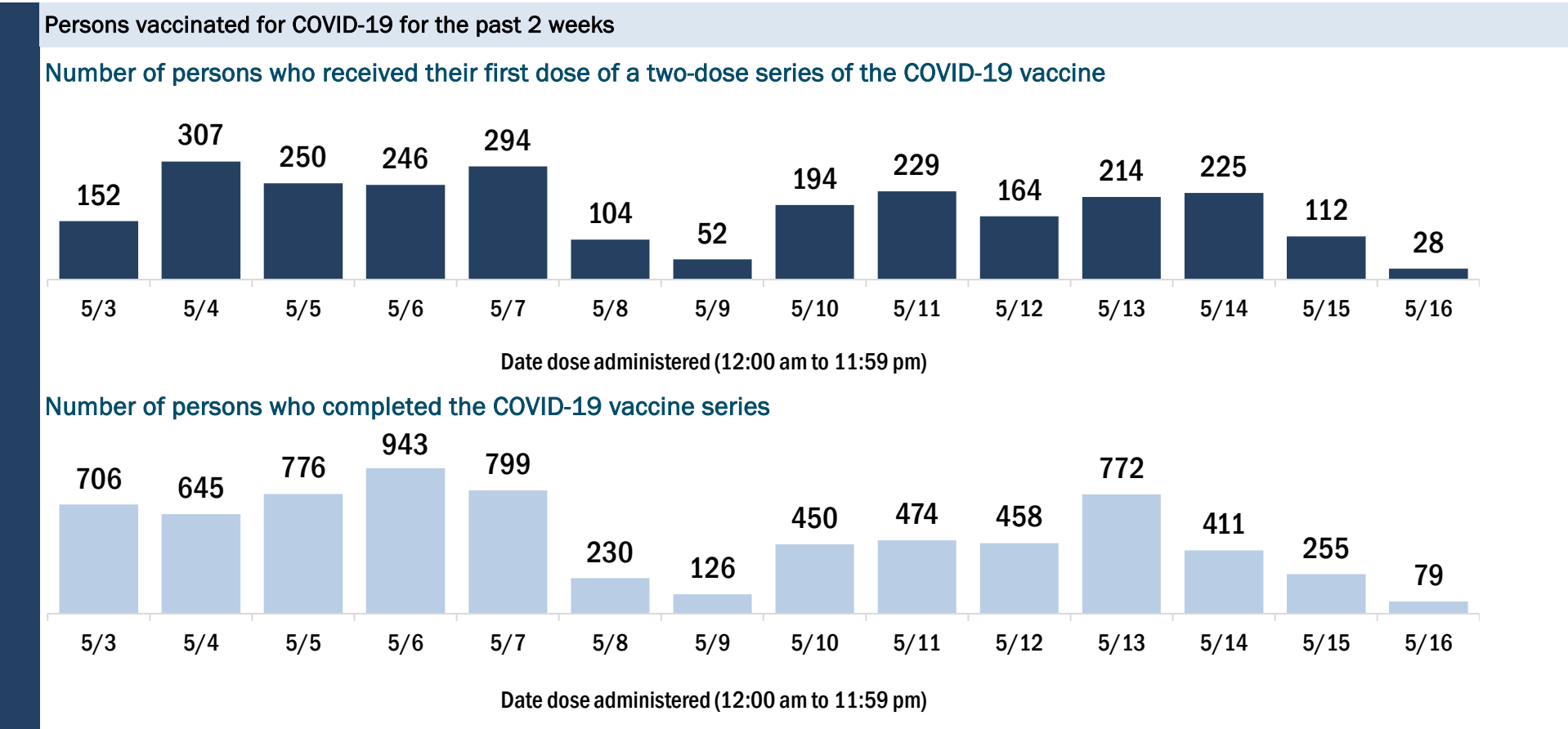
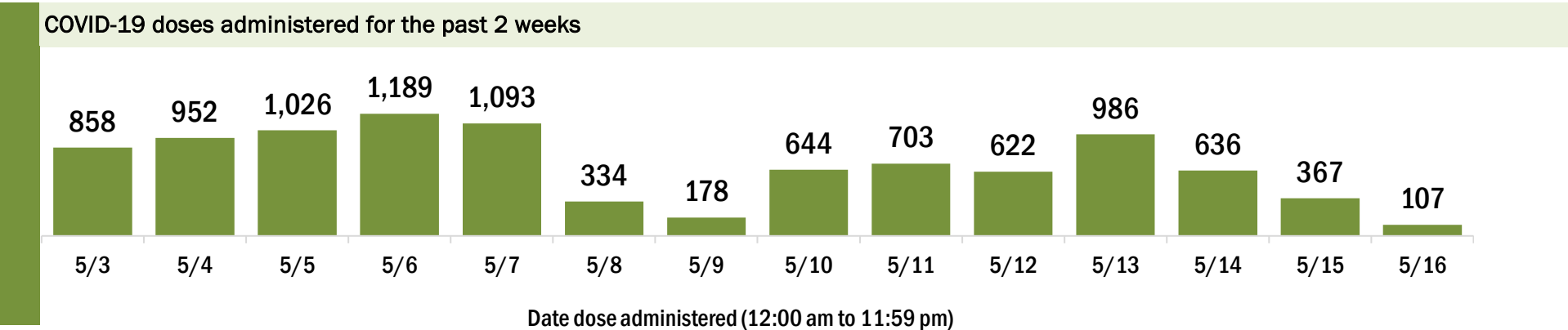
Data in this report are provisional and subject to change.

Data in this summary pertain to COVID-19 vaccines approved by the U.S. Food and Drug Administration and have been issued an Emergency Use Authorization (Janssen COVID-19 Vaccine, Moderna COVID-19 Vaccine and Pfizer-BioNTech COVID-19 Vaccine). These data summarize the number of people who have received either their first dose or have completed the series for a COVID-19 vaccine. **A person can only be counted in one category, first dose or series complete.** For persons receiving Moderna or Pfizer vaccines, once they receive their second dose, they are moved from the first dose column to the series completed column. **Because of this, the total first dose category may show a change from report to report not matching the total receiving their first dose from the previous day.** Persons receiving Johnson & Johnson vaccines will always be counted in the series completed column.

COVID-19 doses for vaccinated persons in Florida	
Doses administered	124,797
People receiving one dose of a 1-dose series (Johnson & Johnson) or receiving only one dose of a 2-dose series (Moderna, Pfizer) count once. Persons receiving both doses of a 2-dose series count twice.	

Current status of persons vaccinated for COVID-19 in Florida	
Total people vaccinated	71,799
First dose	13,171
Series completed	58,628
Completed 1-dose series	5,630
Completed 2-dose series	52,998
First dose: current number of people who have only received their first dose of the Moderna or Pfizer vaccine.	
Series complete: current number of people who have received both Moderna or Pfizer vaccine doses or one Johnson & Johnson dose and are considered fully immunized.	

Demographic summary	First dose	Series complete	Total people vaccinated
Age group	13,171	58,628	71,799
16-24 years	1,089	1,738	2,827
25-34 years	1,197	2,384	3,581
35-44 years	1,432	3,516	4,948
45-54 years	1,907	6,169	8,076
55-64 years	2,649	11,492	14,141
65-74 years	2,501	18,092	20,593
75-84 years	1,688	11,611	13,299
85+ years	708	3,626	4,334
Race	13,171	58,628	71,799
White	8,965	42,058	51,023
Black	450	1,587	2,037
American Indian/Alaskan	73	188	261
Other	1,163	4,228	5,391
Unknown	2,520	10,567	13,087
Other race includes Asian, native Hawaiian/Pacific Islander, or other.			
Ethnicity	13,171	58,628	71,799
Hispanic	1,265	3,417	4,682
Non-Hispanic	6,660	32,768	39,428
Unknown	5,246	22,443	27,689
Gender	13,171	58,628	71,799
Female	7,197	33,609	40,806
Male	5,962	24,984	30,946
Unknown	12	35	47





# COVID-19: Highlands County vaccine summary

Vaccination data through May 16, 2021 as of May 17, 2021 at 12:05 AM

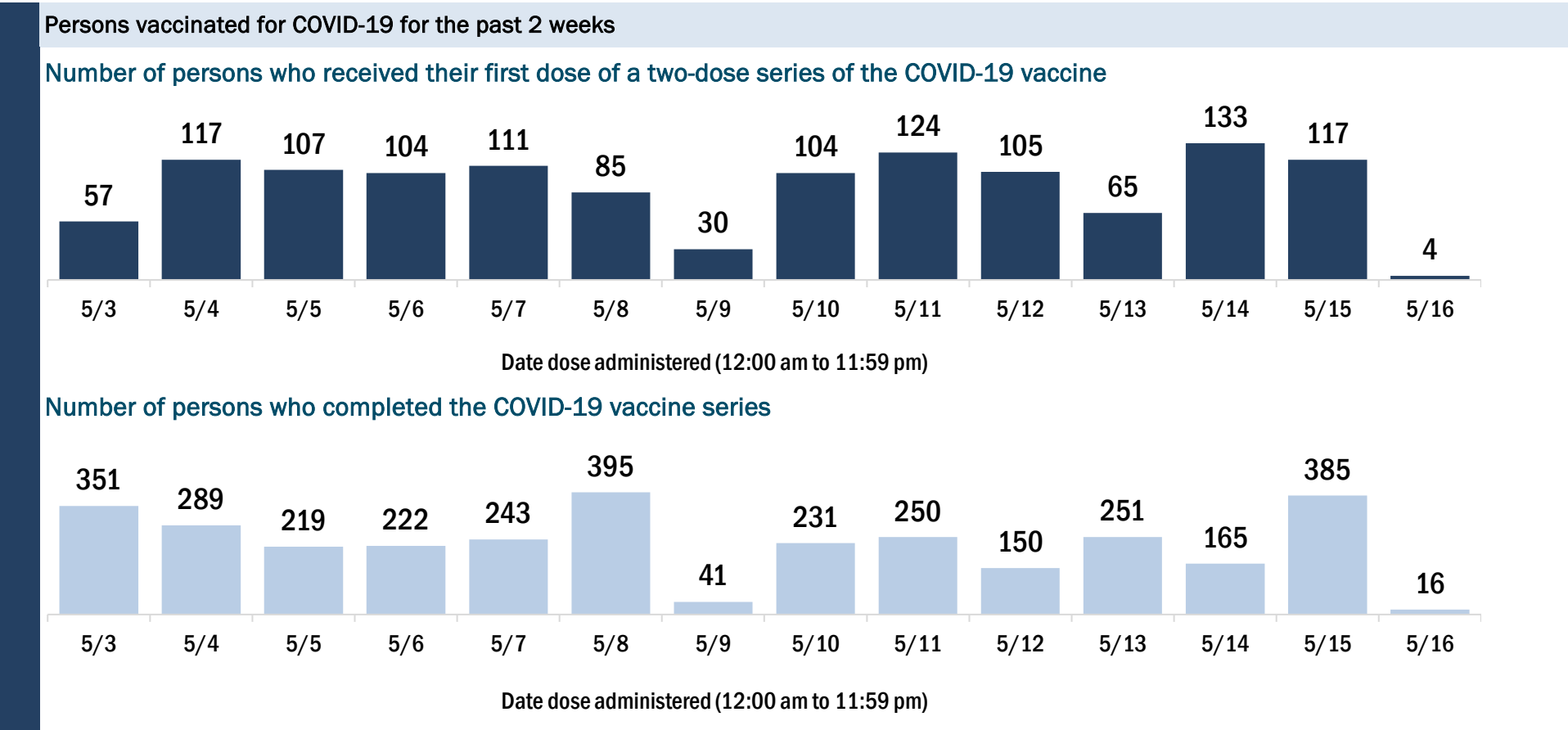
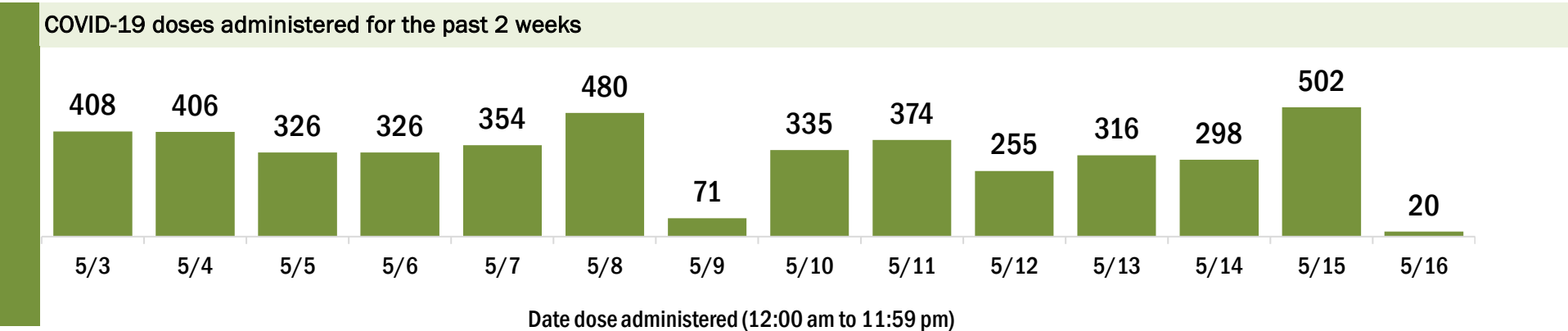
Data in this report are provisional and subject to change.

Data in this summary pertain to COVID-19 vaccines approved by the U.S. Food and Drug Administration and have been issued an Emergency Use Authorization (Janssen COVID-19 Vaccine, Moderna COVID-19 Vaccine and Pfizer-BioNTech COVID-19 Vaccine). These data summarize the number of people who have received either their first dose or have completed the series for a COVID-19 vaccine. **A person can only be counted in one category, first dose or series complete.** For persons receiving Moderna or Pfizer vaccines, once they receive their second dose, they are moved from the first dose column to the series completed column. **Because of this, the total first dose category may show a change from report to report not matching the total receiving their first dose from the previous day.** Persons receiving Johnson & Johnson vaccines will always be counted in the series completed column.

COVID-19 doses for vaccinated persons in Florida	
Doses administered	74,941
People receiving one dose of a 1-dose series (Johnson & Johnson) or receiving only one dose of a 2-dose series (Moderna, Pfizer) count once. Persons receiving both doses of a 2-dose series count twice.	

Current status of persons vaccinated for COVID-19 in Florida	
Total people vaccinated	44,123
First dose	11,850
Series completed	32,273
Completed 1-dose series	1,455
Completed 2-dose series	30,818
First dose: current number of people who have only received their first dose of the Moderna or Pfizer vaccine.	
Series complete: current number of people who have received both Moderna or Pfizer vaccine doses or one Johnson & Johnson dose and are considered fully immunized.	

Demographic summary	First dose	Series complete	Total people vaccinated
Age group	11,850	32,273	44,123
16-24 years	491	611	1,102
25-34 years	542	1,012	1,554
35-44 years	715	1,278	1,993
45-54 years	1,028	2,211	3,239
55-64 years	2,001	5,355	7,356
65-74 years	3,464	10,983	14,447
75-84 years	2,729	8,452	11,181
85+ years	880	2,371	3,251
Race	11,850	32,273	44,123
White	9,012	26,202	35,214
Black	603	1,176	1,779
American Indian/Alaskan	133	223	356
Other	846	2,168	3,014
Unknown	1,256	2,504	3,760
Other race includes Asian, native Hawaiian/Pacific Islander, or other.			
Ethnicity	11,850	32,273	44,123
Hispanic	1,474	2,753	4,227
Non-Hispanic	7,157	23,255	30,412
Unknown	3,219	6,265	9,484
Gender	11,850	32,273	44,123
Female	6,247	17,428	23,675
Male	5,584	14,827	20,411
Unknown	19	18	37



# COVID-19: Hillsborough County vaccine summary

Vaccination data through May 16, 2021 as of May 17, 2021 at 12:05 AM

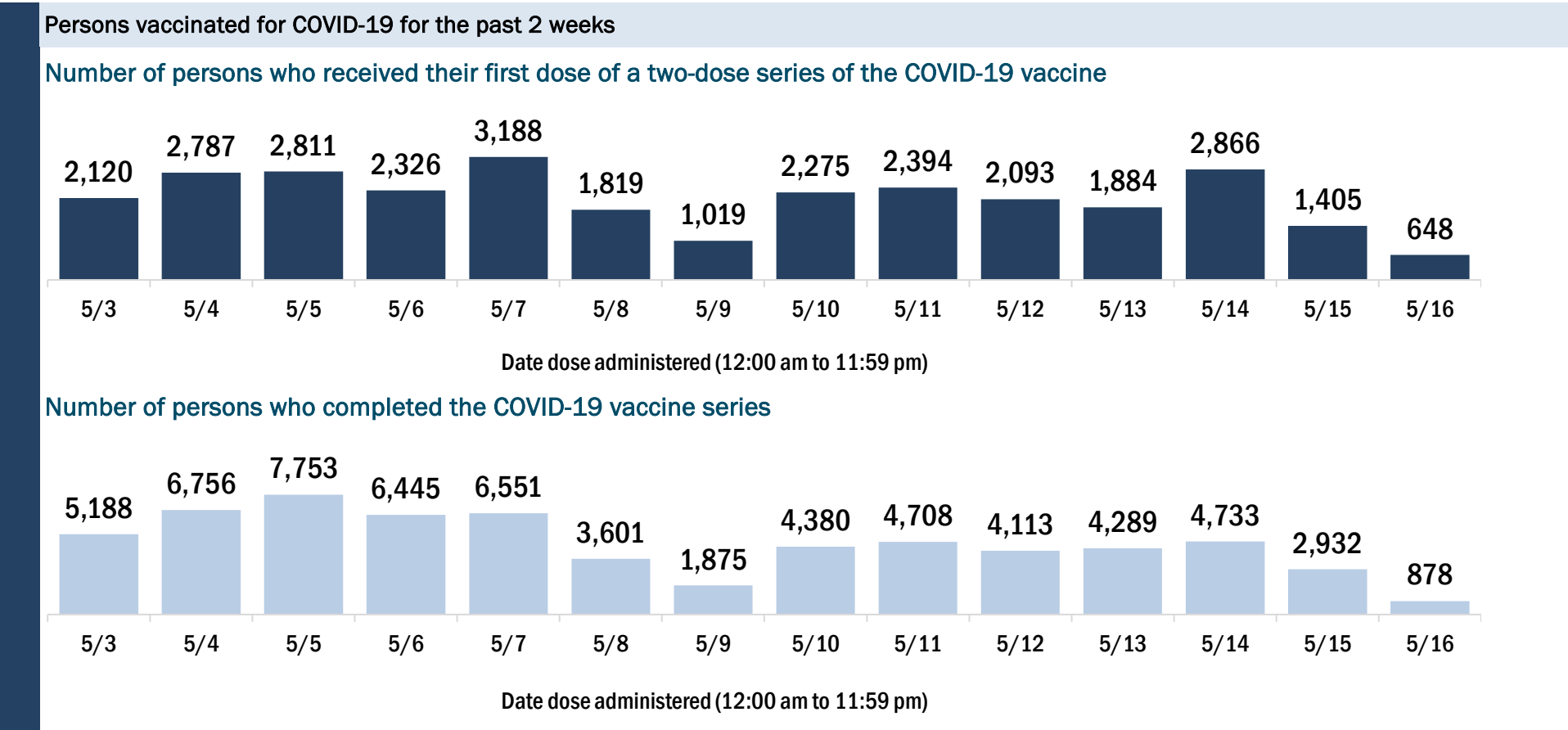
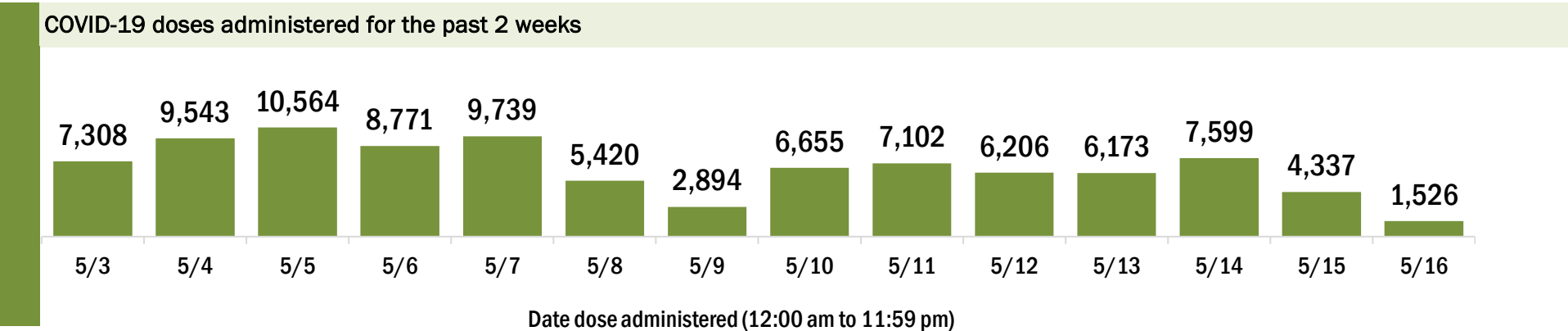
Data in this report are provisional and subject to change.

Data in this summary pertain to COVID-19 vaccines approved by the U.S. Food and Drug Administration and have been issued an Emergency Use Authorization (Janssen COVID-19 Vaccine, Moderna COVID-19 Vaccine and Pfizer-BioNTech COVID-19 Vaccine). These data summarize the number of people who have received either their first dose or have completed the series for a COVID-19 vaccine. **A person can only be counted in one category, first dose or series complete.** For persons receiving Moderna or Pfizer vaccines, once they receive their second dose, they are moved from the first dose column to the series completed column. **Because of this, the total first dose category may show a change from report to report not matching the total receiving their first dose from the previous day.** Persons receiving Johnson & Johnson vaccines will always be counted in the series completed column.

COVID-19 doses for vaccinated persons in Florida	
Doses administered	985,552
People receiving one dose of a 1-dose series (Johnson & Johnson) or receiving only one dose of a 2-dose series (Moderna, Pfizer) count once. Persons receiving both doses of a 2-dose series count twice.	

Current status of persons vaccinated for COVID-19 in Florida	
Total people vaccinated	594,298
First dose	145,369
Series completed	448,929
Completed 1-dose series	57,675
Completed 2-dose series	391,254
First dose: current number of people who have only received their first dose of the Moderna or Pfizer vaccine.	
Series complete: current number of people who have received both Moderna or Pfizer vaccine doses or one Johnson & Johnson dose and are considered fully immunized.	

Demographic summary	First dose	Series complete	Total people vaccinated
Age group	145,369	448,929	594,298
16-24 years	16,133	33,987	50,120
25-34 years	19,531	52,669	72,200
35-44 years	19,996	65,285	85,281
45-54 years	19,811	78,368	98,179
55-64 years	20,193	92,794	112,987
65-74 years	29,575	75,419	104,994
75-84 years	15,159	37,240	52,399
85+ years	4,971	13,167	18,138
Race	145,369	448,929	594,298
White	87,477	289,429	376,906
Black	11,207	30,219	41,426
American Indian/Alaskan	689	1,224	1,913
Other	21,227	62,695	83,922
Unknown	24,769	65,362	90,131
Other race includes Asian, native Hawaiian/Pacific Islander, or other.			
Ethnicity	145,369	448,929	594,298
Hispanic	25,450	49,888	75,338
Non-Hispanic	67,986	255,165	323,151
Unknown	51,933	143,876	195,809
Gender	145,369	448,929	594,298
Female	76,489	248,621	325,110
Male	68,641	200,015	268,656
Unknown	239	293	532



# COVID-19: Holmes County vaccine summary

Vaccination data through May 16, 2021 as of May 17, 2021 at 12:05 AM

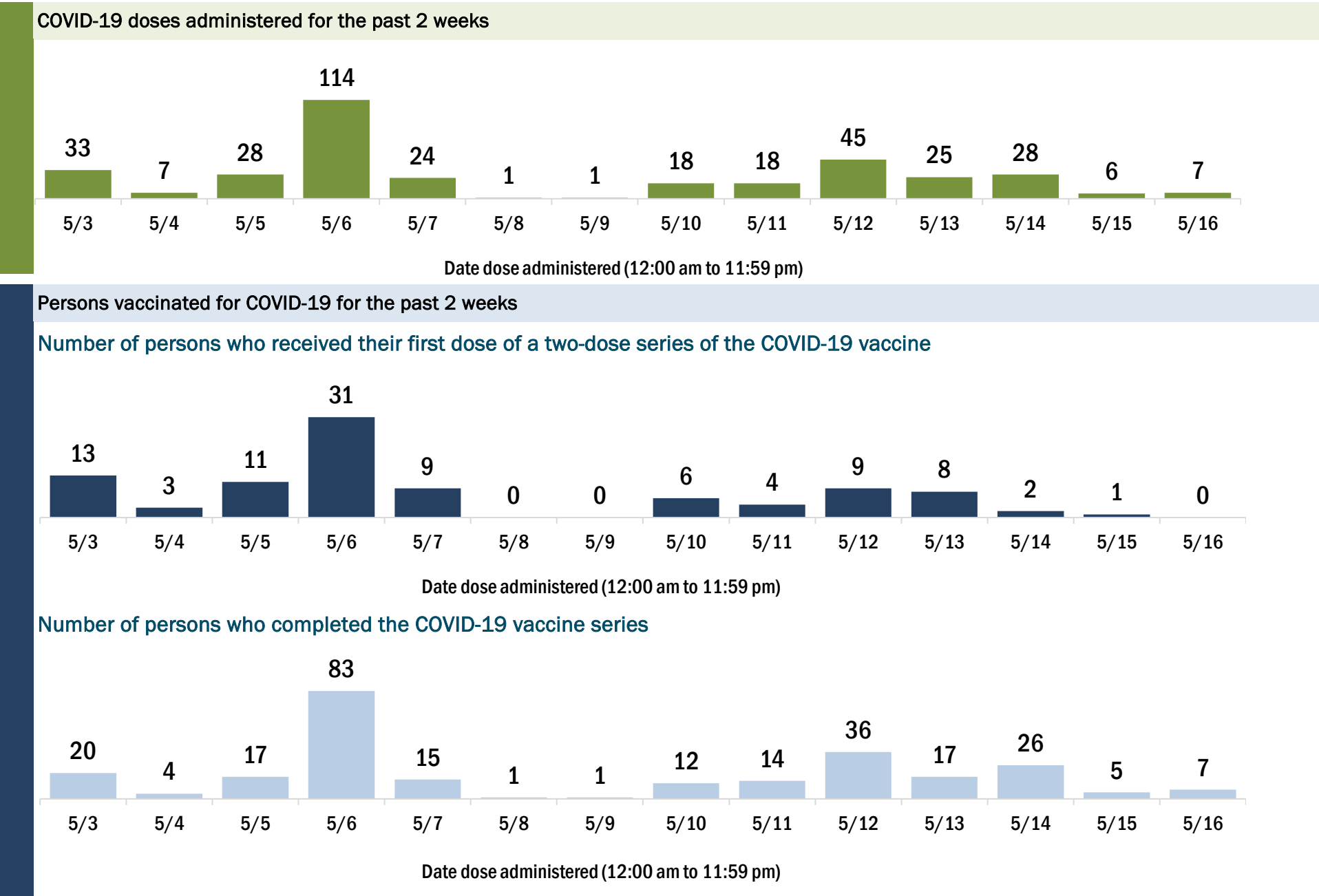
Data in this report are provisional and subject to change.

Data in this summary pertain to COVID-19 vaccines approved by the U.S. Food and Drug Administration and have been issued an Emergency Use Authorization (Janssen COVID-19 Vaccine, Moderna COVID-19 Vaccine and Pfizer-BioNTech COVID-19 Vaccine). These data summarize the number of people who have received either their first dose or have completed the series for a COVID-19 vaccine. **A person can only be counted in one category, first dose or series complete.** For persons receiving Moderna or Pfizer vaccines, once they receive their second dose, they are moved from the first dose column to the series completed column. **Because of this, the total first dose category may show a change from report to report not matching the total receiving their first dose from the previous day.** Persons receiving Johnson & Johnson vaccines will always be counted in the series completed column.

COVID-19 doses for vaccinated persons in Florida	
Doses administered	7,214
People receiving one dose of a 1-dose series (Johnson & Johnson) or receiving only one dose of a 2-dose series (Moderna, Pfizer) count once. Persons receiving both doses of a 2-dose series count twice.	

Current status of persons vaccinated for COVID-19 in Florida	
Total people vaccinated	4,260
First dose	948
Series completed	3,312
Completed 1-dose series	358
Completed 2-dose series	2,954
First dose: current number of people who have only received their first dose of the Moderna or Pfizer vaccine.	
Series complete: current number of people who have received both Moderna or Pfizer vaccine doses or one Johnson & Johnson dose and are considered fully immunized.	

Demographic summary	First dose	Series complete	Total people vaccinated
Age group	948	3,312	4,260
16-24 years	49	65	114
25-34 years	119	112	231
35-44 years	155	194	349
45-54 years	181	326	507
55-64 years	214	679	893
65-74 years	135	1,057	1,192
75-84 years	71	693	764
85+ years	24	186	210
Race	948	3,312	4,260
White	654	2,856	3,510
Black	169	114	283
American Indian/Alaskan	6	37	43
Other	67	182	249
Unknown	52	123	175
Other race includes Asian, native Hawaiian/Pacific Islander, or other.			
Ethnicity	948	3,312	4,260
Hispanic	46	39	85
Non-Hispanic	749	2,778	3,527
Unknown	153	495	648
Gender	948	3,312	4,260
Female	303	1,811	2,114
Male	645	1,501	2,146
Unknown	0	0	0



# COVID-19: Indian River County vaccine summary

Vaccination data through May 16, 2021 as of May 17, 2021 at 12:05 AM

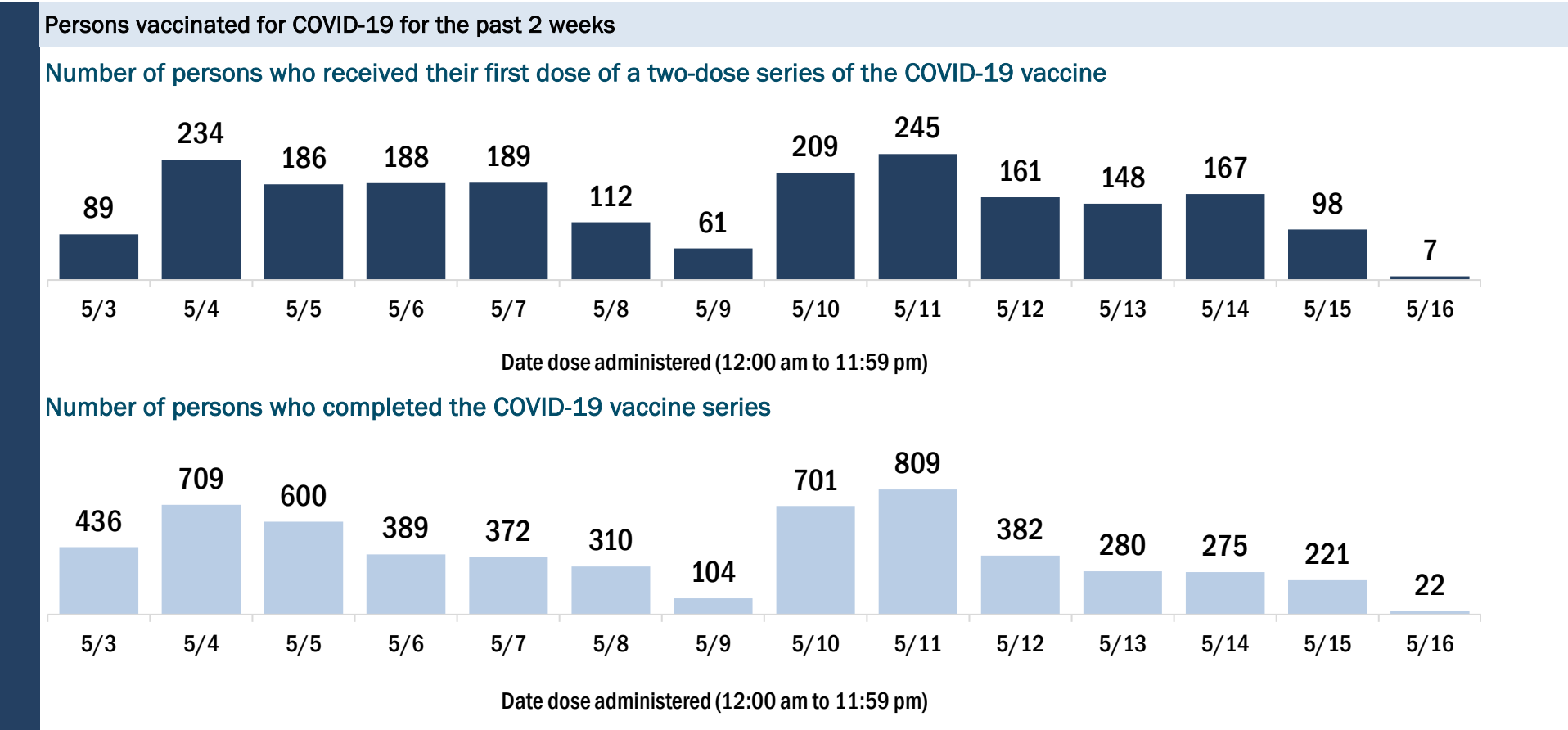
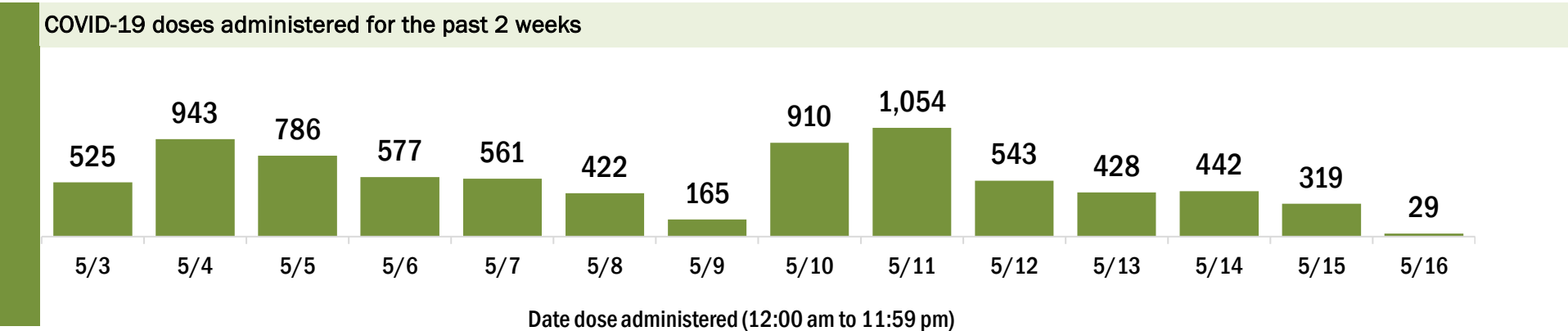
Data in this report are provisional and subject to change.

Data in this summary pertain to COVID-19 vaccines approved by the U.S. Food and Drug Administration and have been issued an Emergency Use Authorization (Janssen COVID-19 Vaccine, Moderna COVID-19 Vaccine and Pfizer-BioNTech COVID-19 Vaccine). These data summarize the number of people who have received either their first dose or have completed the series for a COVID-19 vaccine. **A person can only be counted in one category, first dose or series complete.** For persons receiving Moderna or Pfizer vaccines, once they receive their second dose, they are moved from the first dose column to the series completed column. **Because of this, the total first dose category may show a change from report to report not matching the total receiving their first dose from the previous day.** Persons receiving Johnson & Johnson vaccines will always be counted in the series completed column.

COVID-19 doses for vaccinated persons in Florida	
Doses administered	146,429
People receiving one dose of a 1-dose series (Johnson & Johnson) or receiving only one dose of a 2-dose series (Moderna, Pfizer) count once. Persons receiving both doses of a 2-dose series count twice.	

Current status of persons vaccinated for COVID-19 in Florida	
Total people vaccinated	84,925
First dose	20,616
Series completed	64,309
Completed 1-dose series	2,805
Completed 2-dose series	61,504
First dose: current number of people who have only received their first dose of the Moderna or Pfizer vaccine.	
Series complete: current number of people who have received both Moderna or Pfizer vaccine doses or one Johnson & Johnson dose and are considered fully immunized.	

Demographic summary	First dose	Series complete	Total people vaccinated
Age group	20,616	64,309	84,925
16-24 years	1,193	1,642	2,835
25-34 years	1,365	2,383	3,748
35-44 years	1,563	3,283	4,846
45-54 years	2,170	5,660	7,830
55-64 years	3,832	12,520	16,352
65-74 years	4,950	21,318	26,268
75-84 years	3,835	13,110	16,945
85+ years	1,708	4,393	6,101
Race	20,616	64,309	84,925
White	14,859	47,042	61,901
Black	1,085	2,073	3,158
American Indian/Alaskan	136	325	461
Other	1,570	4,690	6,260
Unknown	2,966	10,179	13,145
Other race includes Asian, native Hawaiian/Pacific Islander, or other.			
Ethnicity	20,616	64,309	84,925
Hispanic	2,009	3,073	5,082
Non-Hispanic	9,925	39,581	49,506
Unknown	8,682	21,655	30,337
Gender	20,616	64,309	84,925
Female	10,858	35,731	46,589
Male	9,732	28,542	38,274
Unknown	26	36	62





# COVID-19: Jackson County vaccine summary

Vaccination data through May 16, 2021 as of May 17, 2021 at 12:05 AM

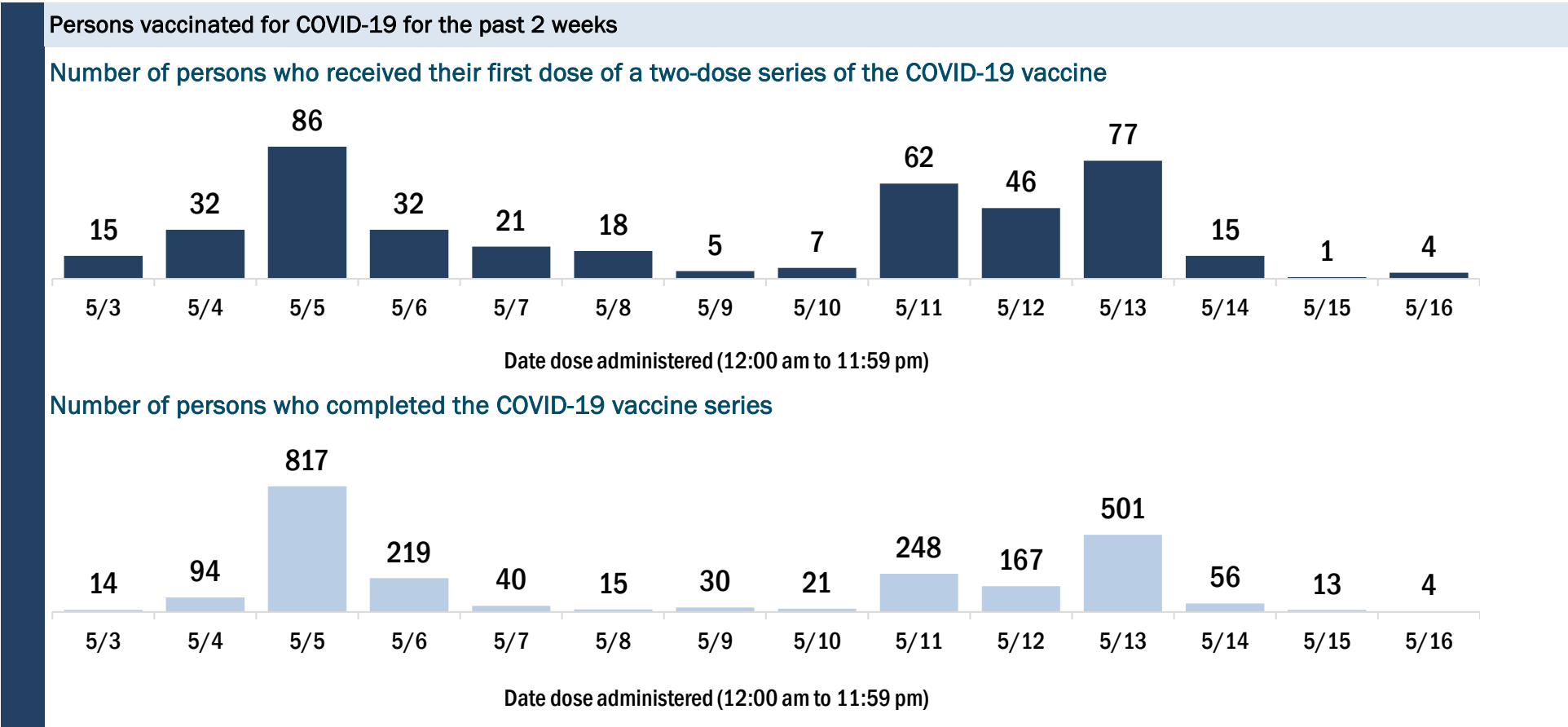
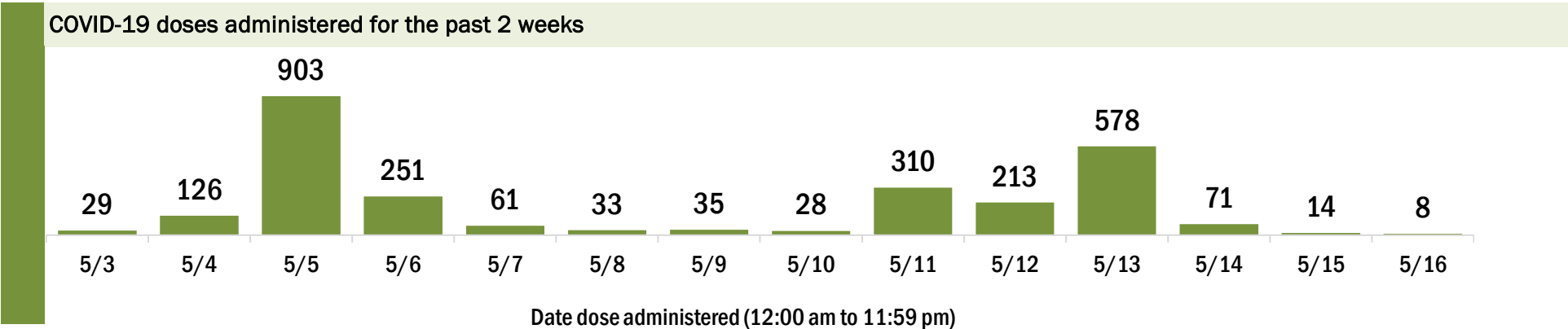
Data in this report are provisional and subject to change.

Data in this summary pertain to COVID-19 vaccines approved by the U.S. Food and Drug Administration and have been issued an Emergency Use Authorization (Janssen COVID-19 Vaccine, Moderna COVID-19 Vaccine and Pfizer-BioNTech COVID-19 Vaccine). These data summarize the number of people who have received either their first dose or have completed the series for a COVID-19 vaccine. **A person can only be counted in one category, first dose or series complete.** For persons receiving Moderna or Pfizer vaccines, once they receive their second dose, they are moved from the first dose column to the series completed column. **Because of this, the total first dose category may show a change from report to report not matching the total receiving their first dose from the previous day.** Persons receiving Johnson & Johnson vaccines will always be counted in the series completed column.

COVID-19 doses for vaccinated persons in Florida	
Doses administered	24,646
People receiving one dose of a 1-dose series (Johnson & Johnson) or receiving only one dose of a 2-dose series (Moderna, Pfizer) count once. Persons receiving both doses of a 2-dose series count twice.	

Current status of persons vaccinated for COVID-19 in Florida	
Total people vaccinated	13,925
First dose	2,278
Series completed	11,647
Completed 1-dose series	926
Completed 2-dose series	10,721
<b>First dose:</b> current number of people who have only received their first dose of the Moderna or Pfizer vaccine.	
<b>Series complete:</b> current number of people who have received both Moderna or Pfizer vaccine doses or one Johnson & Johnson dose and are considered fully immunized.	

Demographic summary	First dose	Series complete	Total people vaccinated
Age group	2,278	11,647	13,925
16-24 years	123	257	380
25-34 years	224	654	878
35-44 years	282	1,012	1,294
45-54 years	351	1,532	1,883
55-64 years	402	2,533	2,935
65-74 years	455	3,202	3,657
75-84 years	323	1,846	2,169
85+ years	118	611	729
Race	2,278	11,647	13,925
White	1,329	7,925	9,254
Black	533	2,646	3,179
American Indian/Alaskan	11	59	70
Other	121	490	611
Unknown	284	527	811
Other race includes Asian, native Hawaiian/Pacific Islander, or other.			
Ethnicity	2,278	11,647	13,925
Hispanic	85	313	398
Non-Hispanic	1,341	8,509	9,850
Unknown	852	2,825	3,677
Gender	2,278	11,647	13,925
Female	1,114	5,807	6,921
Male	1,163	5,840	7,003
Unknown	1	0	1



# COVID-19: Jefferson County vaccine summary

Vaccination data through May 16, 2021 as of May 17, 2021 at 12:05 AM

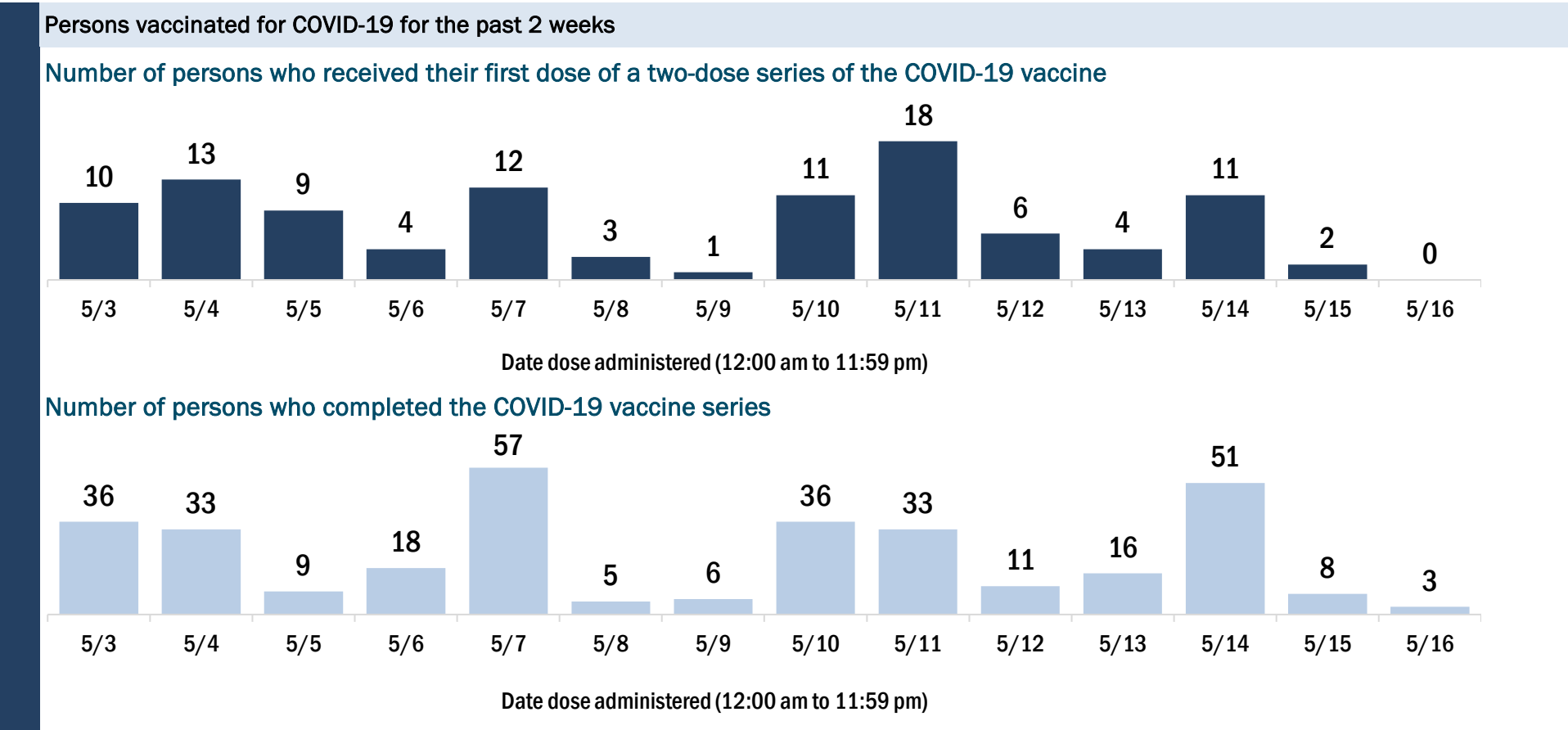
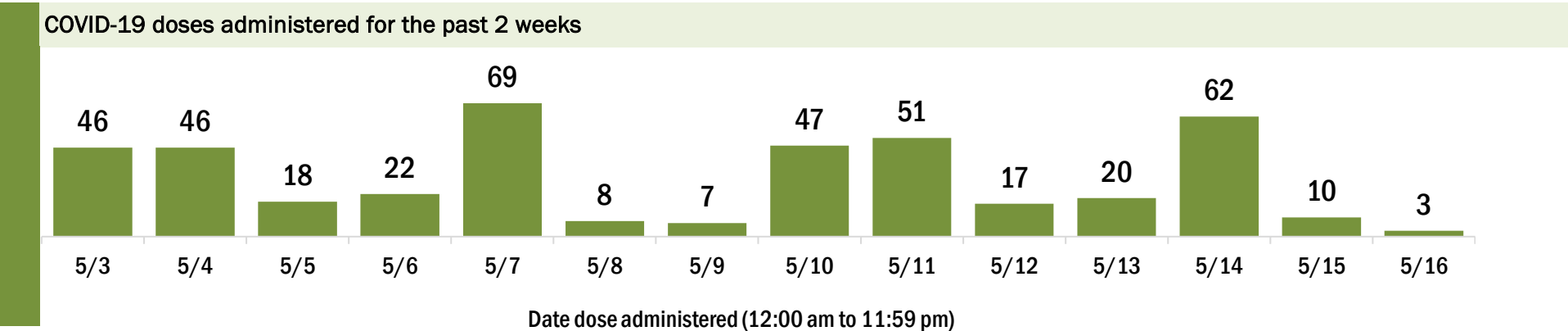
Data in this report are provisional and subject to change.

Data in this summary pertain to COVID-19 vaccines approved by the U.S. Food and Drug Administration and have been issued an Emergency Use Authorization (Janssen COVID-19 Vaccine, Moderna COVID-19 Vaccine and Pfizer-BioNTech COVID-19 Vaccine). These data summarize the number of people who have received either their first dose or have completed the series for a COVID-19 vaccine. **A person can only be counted in one category, first dose or series complete.** For persons receiving Moderna or Pfizer vaccines, once they receive their second dose, they are moved from the first dose column to the series completed column. **Because of this, the total first dose category may show a change from report to report not matching the total receiving their first dose from the previous day.** Persons receiving Johnson & Johnson vaccines will always be counted in the series completed column.

COVID-19 doses for vaccinated persons in Florida	
Doses administered	9,160
People receiving one dose of a 1-dose series (Johnson & Johnson) or receiving only one dose of a 2-dose series (Moderna, Pfizer) count once. Persons receiving both doses of a 2-dose series count twice.	

Current status of persons vaccinated for COVID-19 in Florida	
Total people vaccinated	5,221
First dose	968
Series completed	4,253
Completed 1-dose series	314
Completed 2-dose series	3,939
First dose: current number of people who have only received their first dose of the Moderna or Pfizer vaccine.	
Series complete: current number of people who have received both Moderna or Pfizer vaccine doses or one Johnson & Johnson dose and are considered fully immunized.	

Demographic summary	First dose	Series complete	Total people vaccinated
Age group	968	4,253	5,221
16-24 years	60	112	172
25-34 years	92	161	253
35-44 years	156	247	403
45-54 years	206	517	723
55-64 years	256	1,024	1,280
65-74 years	122	1,342	1,464
75-84 years	54	669	723
85+ years	22	181	203
Race	968	4,253	5,221
White	545	2,409	2,954
Black	286	1,016	1,302
American Indian/Alaskan	2	7	9
Other	83	547	630
Unknown	52	274	326
Other race includes Asian, native Hawaiian/Pacific Islander, or other.			
Ethnicity	968	4,253	5,221
Hispanic	22	100	122
Non-Hispanic	771	2,977	3,748
Unknown	175	1,176	1,351
Gender	968	4,253	5,221
Female	334	2,457	2,791
Male	634	1,796	2,430
Unknown	0	0	0



# COVID-19: Lafayette County vaccine summary

Vaccination data through May 16, 2021 as of May 17, 2021 at 12:05 AM

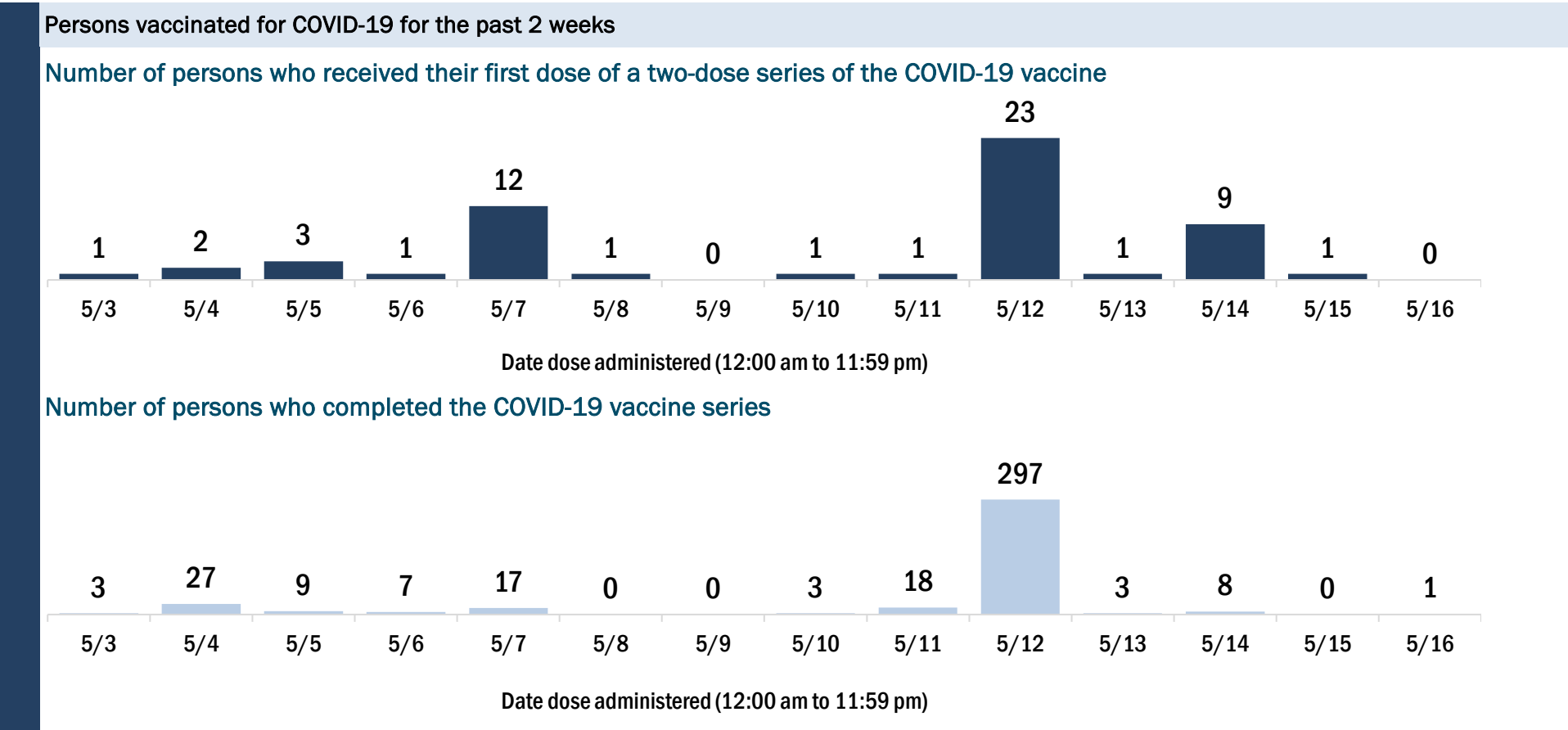
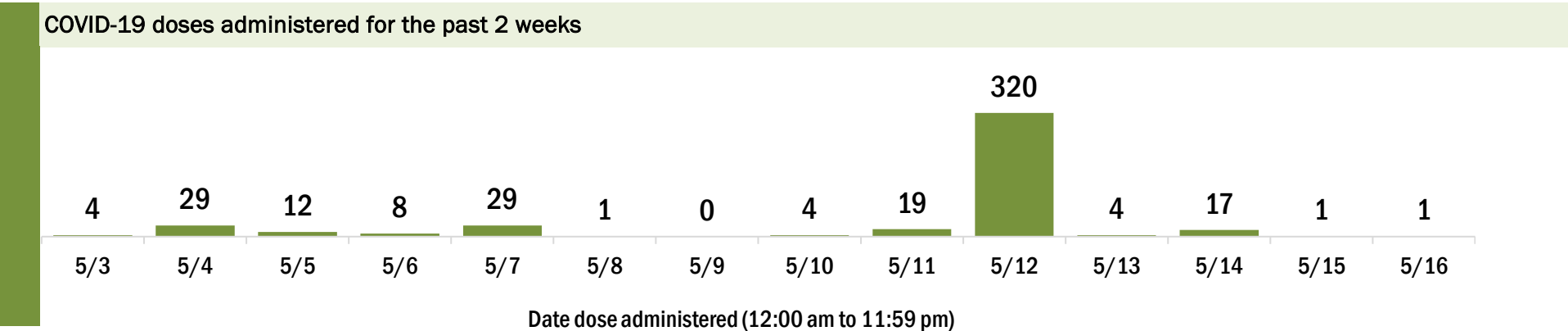
Data in this report are provisional and subject to change.

Data in this summary pertain to COVID-19 vaccines approved by the U.S. Food and Drug Administration and have been issued an Emergency Use Authorization (Janssen COVID-19 Vaccine, Moderna COVID-19 Vaccine and Pfizer-BioNTech COVID-19 Vaccine). These data summarize the number of people who have received either their first dose or have completed the series for a COVID-19 vaccine. **A person can only be counted in one category, first dose or series complete.** For persons receiving Moderna or Pfizer vaccines, once they receive their second dose, they are moved from the first dose column to the series completed column. **Because of this, the total first dose category may show a change from report to report not matching the total receiving their first dose from the previous day.** Persons receiving Johnson & Johnson vaccines will always be counted in the series completed column.

COVID-19 doses for vaccinated persons in Florida	
Doses administered	3,986
People receiving one dose of a 1-dose series (Johnson & Johnson) or receiving only one dose of a 2-dose series (Moderna, Pfizer) count once. Persons receiving both doses of a 2-dose series count twice.	

Current status of persons vaccinated for COVID-19 in Florida	
Total people vaccinated	2,205
First dose	369
Series completed	1,836
Completed 1-dose series	55
Completed 2-dose series	1,781
First dose: current number of people who have only received their first dose of the Moderna or Pfizer vaccine.	
Series complete: current number of people who have received both Moderna or Pfizer vaccine doses or one Johnson & Johnson dose and are considered fully immunized.	

Demographic summary	First dose	Series complete	Total people vaccinated
Age group	369	1,836	2,205
16-24 years	19	23	42
25-34 years	31	88	119
35-44 years	42	140	182
45-54 years	56	210	266
55-64 years	54	272	326
65-74 years	90	653	743
75-84 years	52	348	400
85+ years	25	102	127
Race	369	1,836	2,205
White	252	1,464	1,716
Black	33	172	205
American Indian/Alaskan	3	6	9
Other	25	112	137
Unknown	56	82	138
Other race includes Asian, native Hawaiian/Pacific Islander, or other.			
Ethnicity	369	1,836	2,205
Hispanic	21	97	118
Non-Hispanic	189	1,216	1,405
Unknown	159	523	682
Gender	369	1,836	2,205
Female	168	791	959
Male	200	1,045	1,245
Unknown	1	0	1



# COVID-19: Lake County vaccine summary

Vaccination data through May 16, 2021 as of May 17, 2021 at 12:05 AM

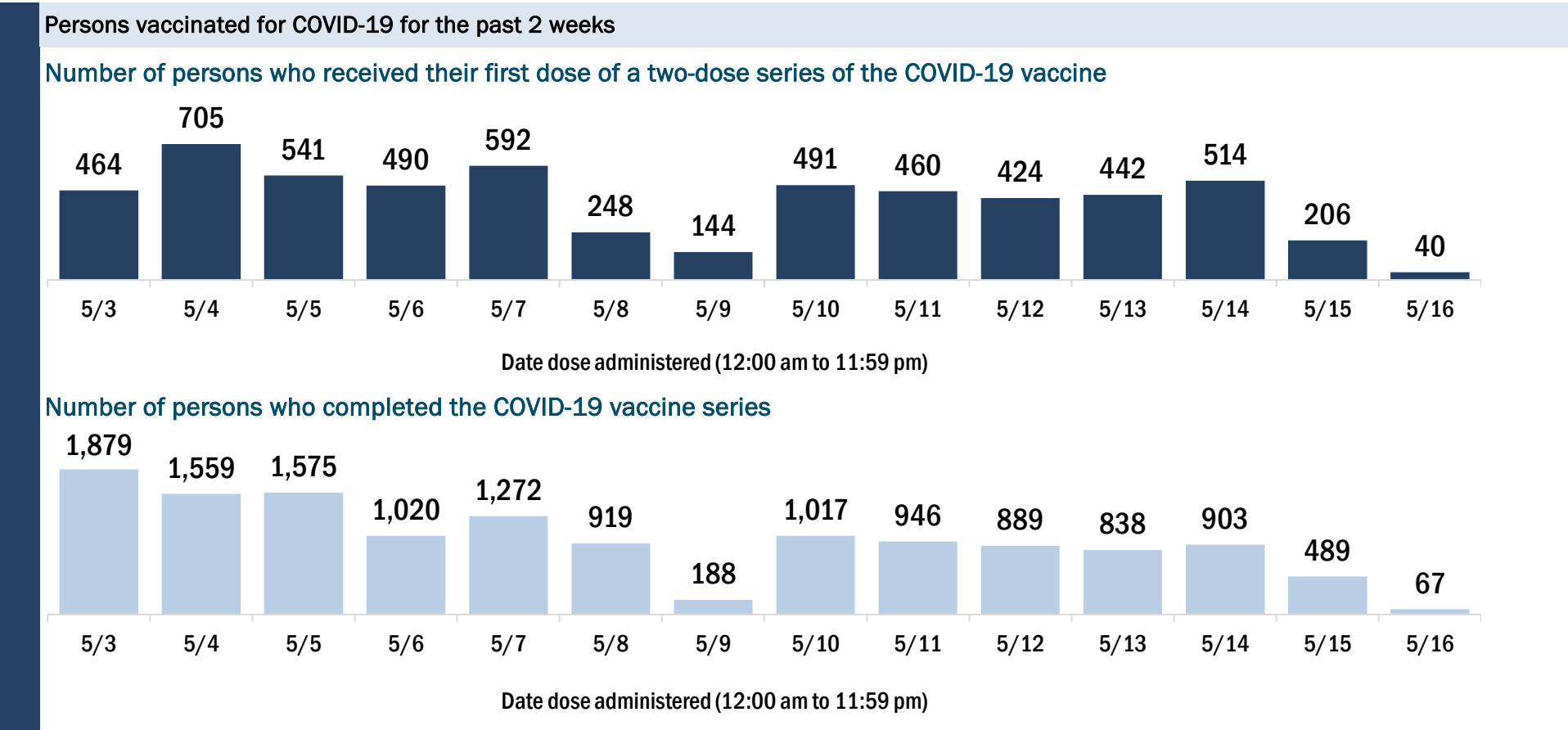
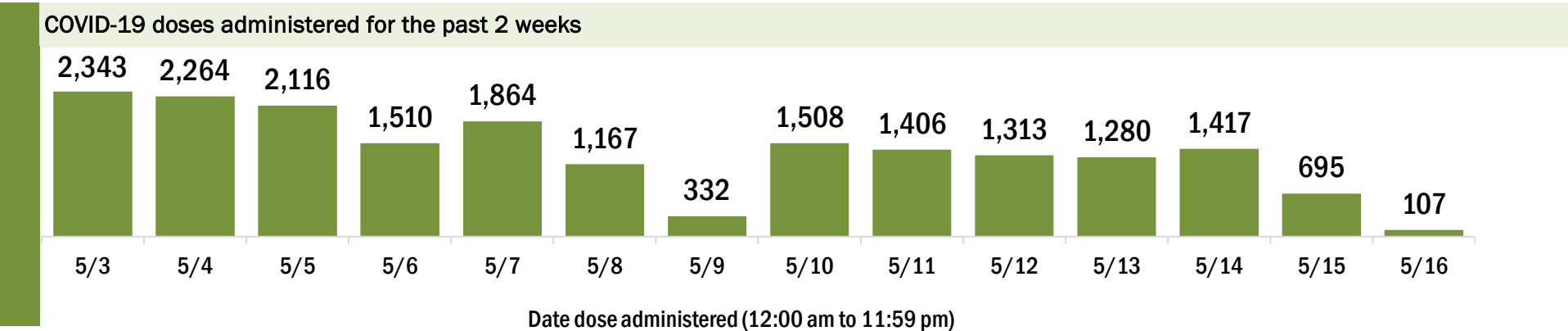
Data in this report are provisional and subject to change.

Data in this summary pertain to COVID-19 vaccines approved by the U.S. Food and Drug Administration and have been issued an Emergency Use Authorization (Janssen COVID-19 Vaccine, Moderna COVID-19 Vaccine and Pfizer-BioNTech COVID-19 Vaccine). These data summarize the number of people who have received either their first dose or have completed the series for a COVID-19 vaccine. **A person can only be counted in one category, first dose or series complete.** For persons receiving Moderna or Pfizer vaccines, once they receive their second dose, they are moved from the first dose column to the series completed column. **Because of this, the total first dose category may show a change from report to report not matching the total receiving their first dose from the previous day.** Persons receiving Johnson & Johnson vaccines will always be counted in the series completed column.

COVID-19 doses for vaccinated persons in Florida	
Doses administered	310,903
People receiving one dose of a 1-dose series (Johnson & Johnson) or receiving only one dose of a 2-dose series (Moderna, Pfizer) count once. Persons receiving both doses of a 2-dose series count twice.	

Current status of persons vaccinated for COVID-19 in Florida	
Total people vaccinated	174,037
First dose	29,137
Series completed	144,900
Completed 1-dose series	8,034
Completed 2-dose series	136,866
First dose: current number of people who have only received their first dose of the Moderna or Pfizer vaccine.	
Series complete: current number of people who have received both Moderna or Pfizer vaccine doses or one Johnson & Johnson dose and are considered fully immunized.	

Demographic summary	First dose	Series complete	Total people vaccinated
Age group	29,137	144,900	174,037
16-24 years	2,891	5,842	8,733
25-34 years	3,283	7,611	10,894
35-44 years	3,841	10,622	14,463
45-54 years	4,290	15,370	19,660
55-64 years	5,308	26,041	31,349
65-74 years	4,755	42,163	46,918
75-84 years	3,359	28,821	32,180
85+ years	1,410	8,430	9,840
Race	29,137	144,900	174,037
White	17,977	106,614	124,591
Black	2,038	7,627	9,665
American Indian/Alaskan	179	798	977
Other	3,335	13,117	16,452
Unknown	5,608	16,744	22,352
Other race includes Asian, native Hawaiian/Pacific Islander, or other.			
Ethnicity	29,137	144,900	174,037
Hispanic	3,794	11,690	15,484
Non-Hispanic	12,802	84,758	97,560
Unknown	12,541	48,452	60,993
Gender	29,137	144,900	174,037
Female	15,709	80,799	96,508
Male	13,376	63,983	77,359
Unknown	52	118	170





# COVID-19: Lee County vaccine summary

Vaccination data through May 16, 2021 as of May 17, 2021 at 12:05 AM

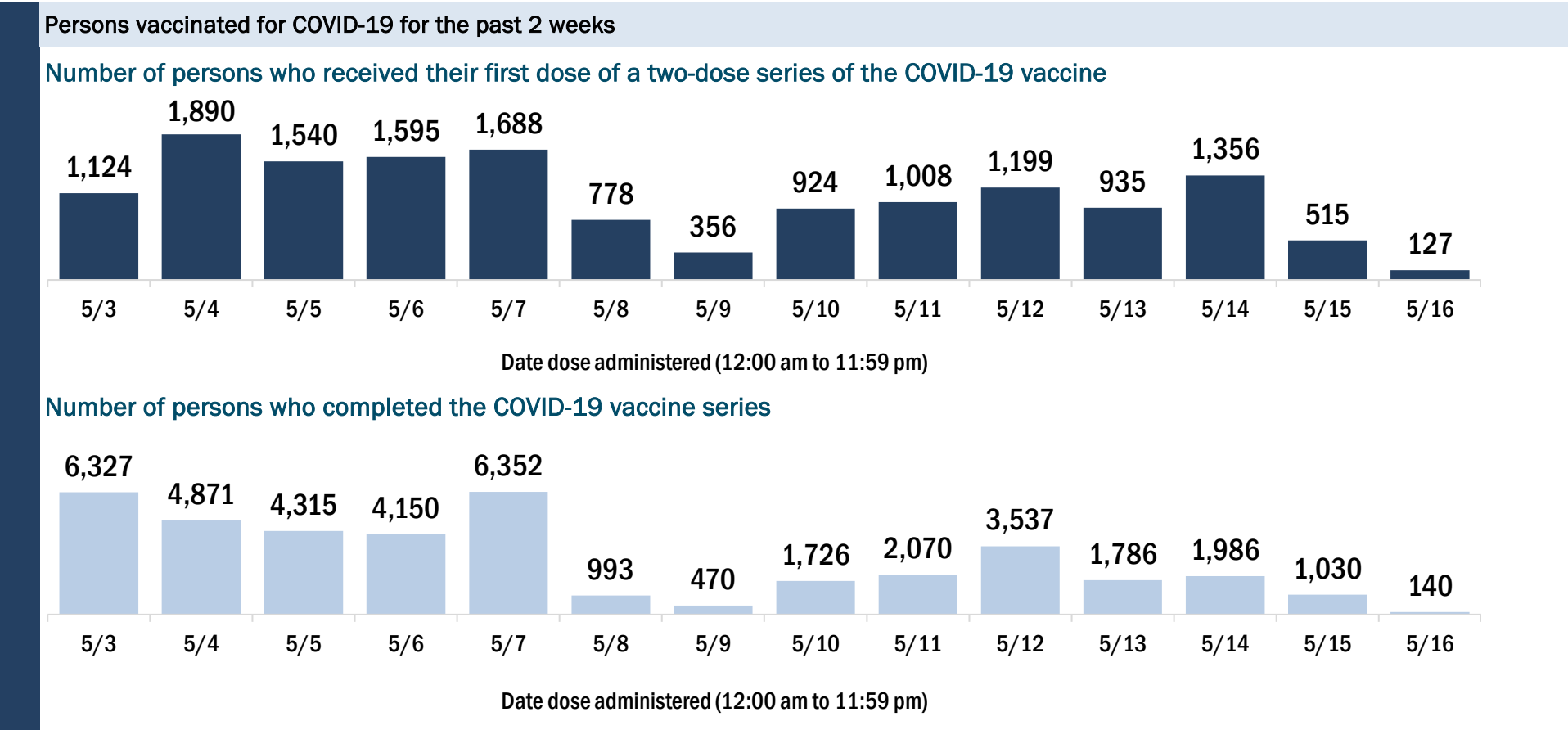
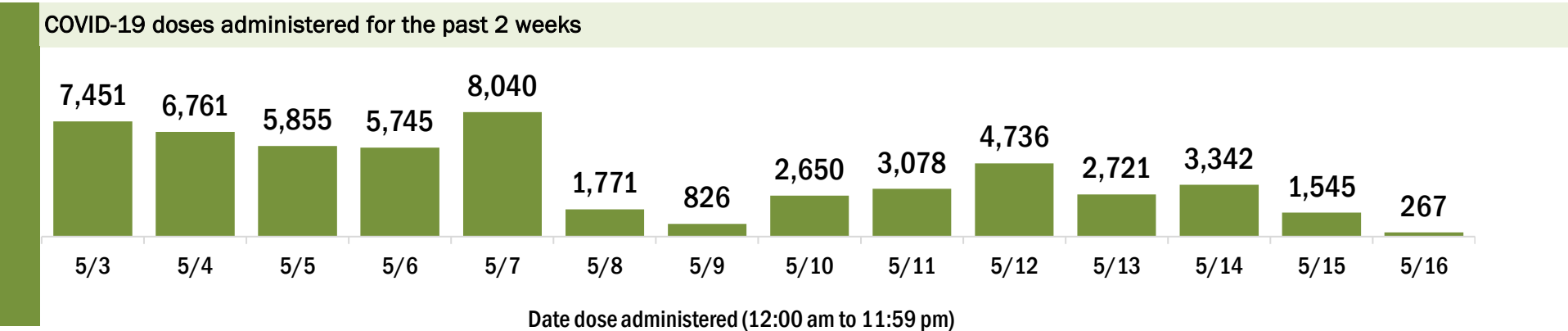
Data in this report are provisional and subject to change.

Data in this summary pertain to COVID-19 vaccines approved by the U.S. Food and Drug Administration and have been issued an Emergency Use Authorization (Janssen COVID-19 Vaccine, Moderna COVID-19 Vaccine and Pfizer-BioNTech COVID-19 Vaccine). These data summarize the number of people who have received either their first dose or have completed the series for a COVID-19 vaccine. **A person can only be counted in one category, first dose or series complete.** For persons receiving Moderna or Pfizer vaccines, once they receive their second dose, they are moved from the first dose column to the series completed column. **Because of this, the total first dose category may show a change from report to report not matching the total receiving their first dose from the previous day.** Persons receiving Johnson & Johnson vaccines will always be counted in the series completed column.

COVID-19 doses for vaccinated persons in Florida	
Doses administered	611,011
People receiving one dose of a 1-dose series (Johnson & Johnson) or receiving only one dose of a 2-dose series (Moderna, Pfizer) count once. Persons receiving both doses of a 2-dose series count twice.	

Current status of persons vaccinated for COVID-19 in Florida	
Total people vaccinated	346,655
First dose	65,778
Series completed	280,877
Completed 1-dose series	16,521
Completed 2-dose series	264,356
First dose: current number of people who have only received their first dose of the Moderna or Pfizer vaccine.	
Series complete: current number of people who have received both Moderna or Pfizer vaccine doses or one Johnson & Johnson dose and are considered fully immunized.	

Demographic summary	First dose	Series complete	Total people vaccinated
Age group	65,778	280,877	346,655
16-24 years	6,083	7,300	13,383
25-34 years	6,532	12,299	18,831
35-44 years	8,222	17,421	25,643
45-54 years	9,658	26,968	36,626
55-64 years	12,876	53,672	66,548
65-74 years	12,254	93,089	105,343
75-84 years	7,483	55,345	62,828
85+ years	2,670	14,783	17,453
Race	65,778	280,877	346,655
White	43,150	201,143	244,293
Black	3,036	7,325	10,361
American Indian/Alaskan	282	977	1,259
Other	6,714	19,375	26,089
Unknown	12,596	52,057	64,653
Other race includes Asian, native Hawaiian/Pacific Islander, or other.			
Ethnicity	65,778	280,877	346,655
Hispanic	12,389	23,769	36,158
Non-Hispanic	29,879	159,756	189,635
Unknown	23,510	97,352	120,862
Gender	65,778	280,877	346,655
Female	34,845	154,777	189,622
Male	30,762	125,650	156,412
Unknown	171	450	621



# COVID-19: Leon County vaccine summary

Vaccination data through May 16, 2021 as of May 17, 2021 at 12:05 AM

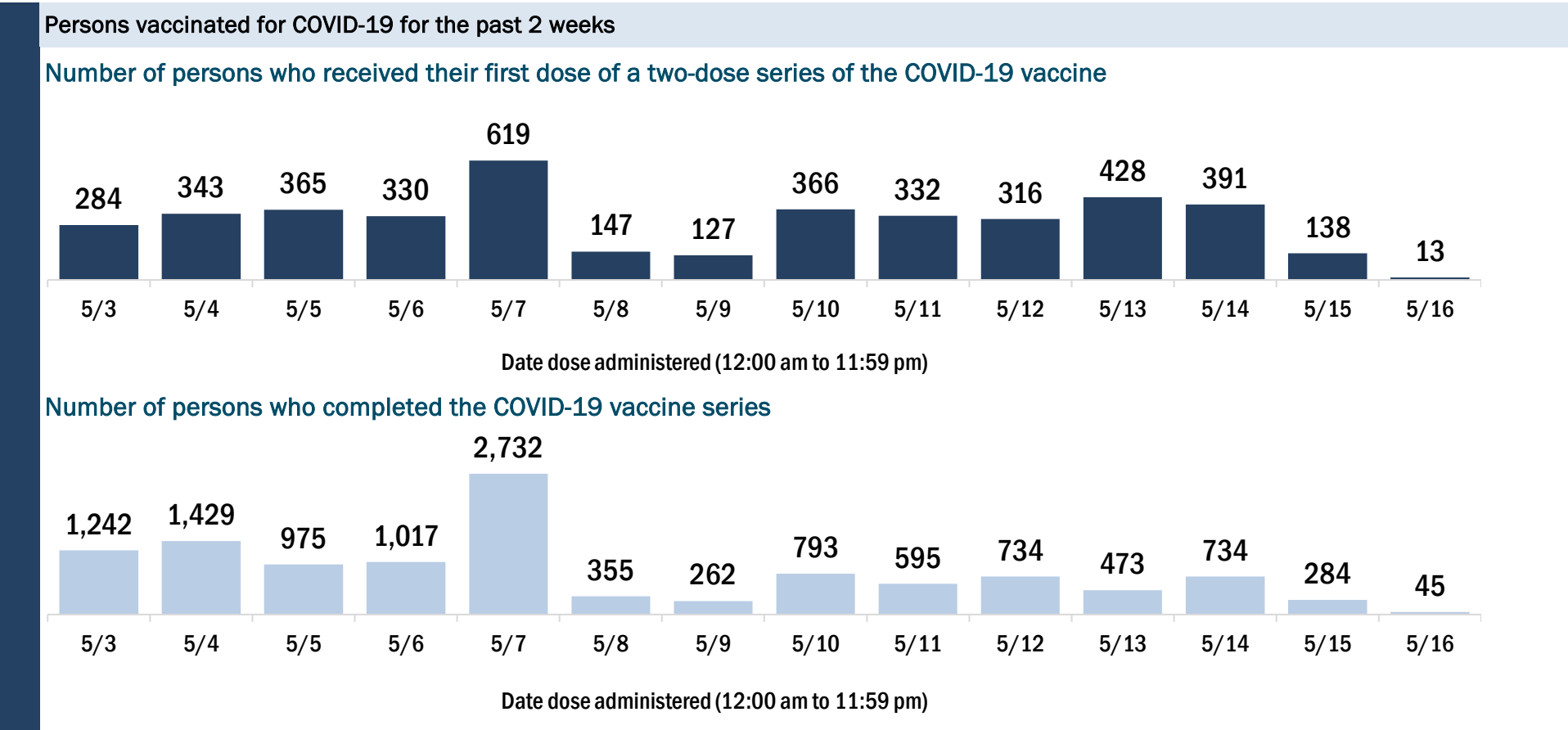
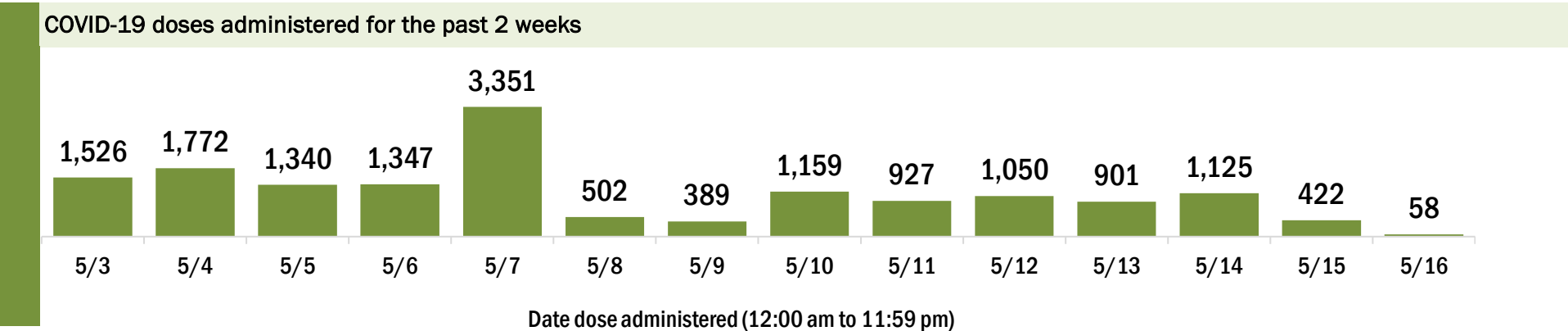
Data in this report are provisional and subject to change.

Data in this summary pertain to COVID-19 vaccines approved by the U.S. Food and Drug Administration and have been issued an Emergency Use Authorization (Janssen COVID-19 Vaccine, Moderna COVID-19 Vaccine and Pfizer-BioNTech COVID-19 Vaccine). These data summarize the number of people who have received either their first dose or have completed the series for a COVID-19 vaccine. **A person can only be counted in one category, first dose or series complete.** For persons receiving Moderna or Pfizer vaccines, once they receive their second dose, they are moved from the first dose column to the series completed column. **Because of this, the total first dose category may show a change from report to report not matching the total receiving their first dose from the previous day.** Persons receiving Johnson & Johnson vaccines will always be counted in the series completed column.

COVID-19 doses for vaccinated persons in Florida	
Doses administered	212,757
People receiving one dose of a 1-dose series (Johnson & Johnson) or receiving only one dose of a 2-dose series (Moderna, Pfizer) count once. Persons receiving both doses of a 2-dose series count twice.	

Current status of persons vaccinated for COVID-19 in Florida	
Total people vaccinated	118,766
First dose	19,783
Series completed	98,983
Completed 1-dose series	4,992
Completed 2-dose series	93,991
First dose: current number of people who have only received their first dose of the Moderna or Pfizer vaccine.	
Series complete: current number of people who have received both Moderna or Pfizer vaccine doses or one Johnson & Johnson dose and are considered fully immunized.	

Demographic summary	First dose	Series complete	Total people vaccinated
Age group	19,783	98,983	118,766
16-24 years	4,216	9,939	14,155
25-34 years	3,513	11,761	15,274
35-44 years	3,165	12,419	15,584
45-54 years	2,667	14,071	16,738
55-64 years	2,520	18,896	21,416
65-74 years	2,089	19,852	21,941
75-84 years	1,029	8,970	9,999
85+ years	584	3,075	3,659
Race	19,783	98,983	118,766
White	10,435	58,102	68,537
Black	3,628	13,970	17,598
American Indian/Alaskan	64	311	375
Other	2,645	17,228	19,873
Unknown	3,011	9,372	12,383
Other race includes Asian, native Hawaiian/Pacific Islander, or other.			
Ethnicity	19,783	98,983	118,766
Hispanic	1,473	4,856	6,329
Non-Hispanic	12,343	71,675	84,018
Unknown	5,967	22,452	28,419
Gender	19,783	98,983	118,766
Female	10,758	56,299	67,057
Male	8,978	42,642	51,620
Unknown	47	42	89



# COVID-19: Levy County vaccine summary

Vaccination data through May 16, 2021 as of May 17, 2021 at 12:05 AM

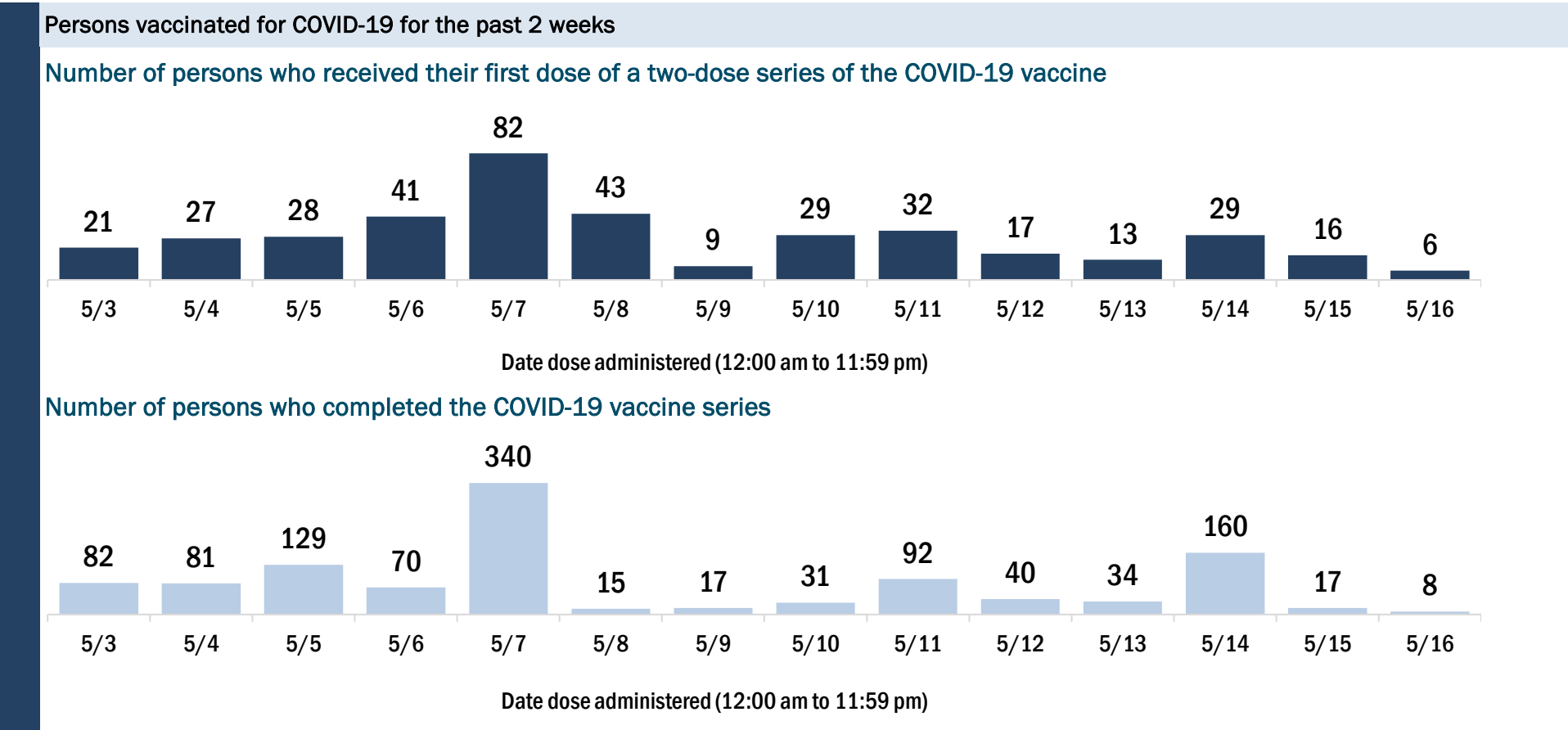
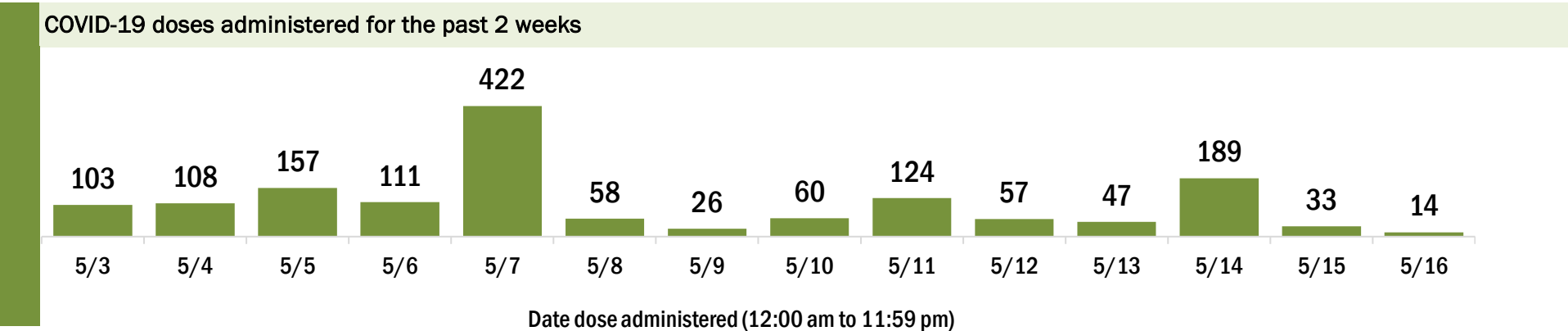
Data in this report are provisional and subject to change.

Data in this summary pertain to COVID-19 vaccines approved by the U.S. Food and Drug Administration and have been issued an Emergency Use Authorization (Janssen COVID-19 Vaccine, Moderna COVID-19 Vaccine and Pfizer-BioNTech COVID-19 Vaccine). These data summarize the number of people who have received either their first dose or have completed the series for a COVID-19 vaccine. **A person can only be counted in one category, first dose or series complete.** For persons receiving Moderna or Pfizer vaccines, once they receive their second dose, they are moved from the first dose column to the series completed column. **Because of this, the total first dose category may show a change from report to report not matching the total receiving their first dose from the previous day.** Persons receiving Johnson & Johnson vaccines will always be counted in the series completed column.

COVID-19 doses for vaccinated persons in Florida	
Doses administered	20,447
People receiving one dose of a 1-dose series (Johnson & Johnson) or receiving only one dose of a 2-dose series (Moderna, Pfizer) count once. Persons receiving both doses of a 2-dose series count twice.	

Current status of persons vaccinated for COVID-19 in Florida	
Total people vaccinated	11,758
First dose	1,802
Series completed	9,956
Completed 1-dose series	1,267
Completed 2-dose series	8,689
<b>First dose:</b> current number of people who have only received their first dose of the Moderna or Pfizer vaccine.	
<b>Series complete:</b> current number of people who have received both Moderna or Pfizer vaccine doses or one Johnson & Johnson dose and are considered fully immunized.	

Demographic summary	First dose	Series complete	Total people vaccinated
Age group	1,802	9,956	11,758
16-24 years	124	205	329
25-34 years	180	357	537
35-44 years	218	473	691
45-54 years	237	915	1,152
55-64 years	445	2,200	2,645
65-74 years	364	3,531	3,895
75-84 years	187	1,829	2,016
85+ years	47	446	493
Race	1,802	9,956	11,758
White	1,265	7,852	9,117
Black	185	665	850
American Indian/Alaskan	9	55	64
Other	155	560	715
Unknown	188	824	1,012
Other race includes Asian, native Hawaiian/Pacific Islander, or other.			
Ethnicity	1,802	9,956	11,758
Hispanic	147	474	621
Non-Hispanic	1,183	7,333	8,516
Unknown	472	2,149	2,621
Gender	1,802	9,956	11,758
Female	999	5,612	6,611
Male	800	4,344	5,144
Unknown	3	0	3



# COVID-19: Liberty County vaccine summary

Vaccination data through May 16, 2021 as of May 17, 2021 at 12:05 AM

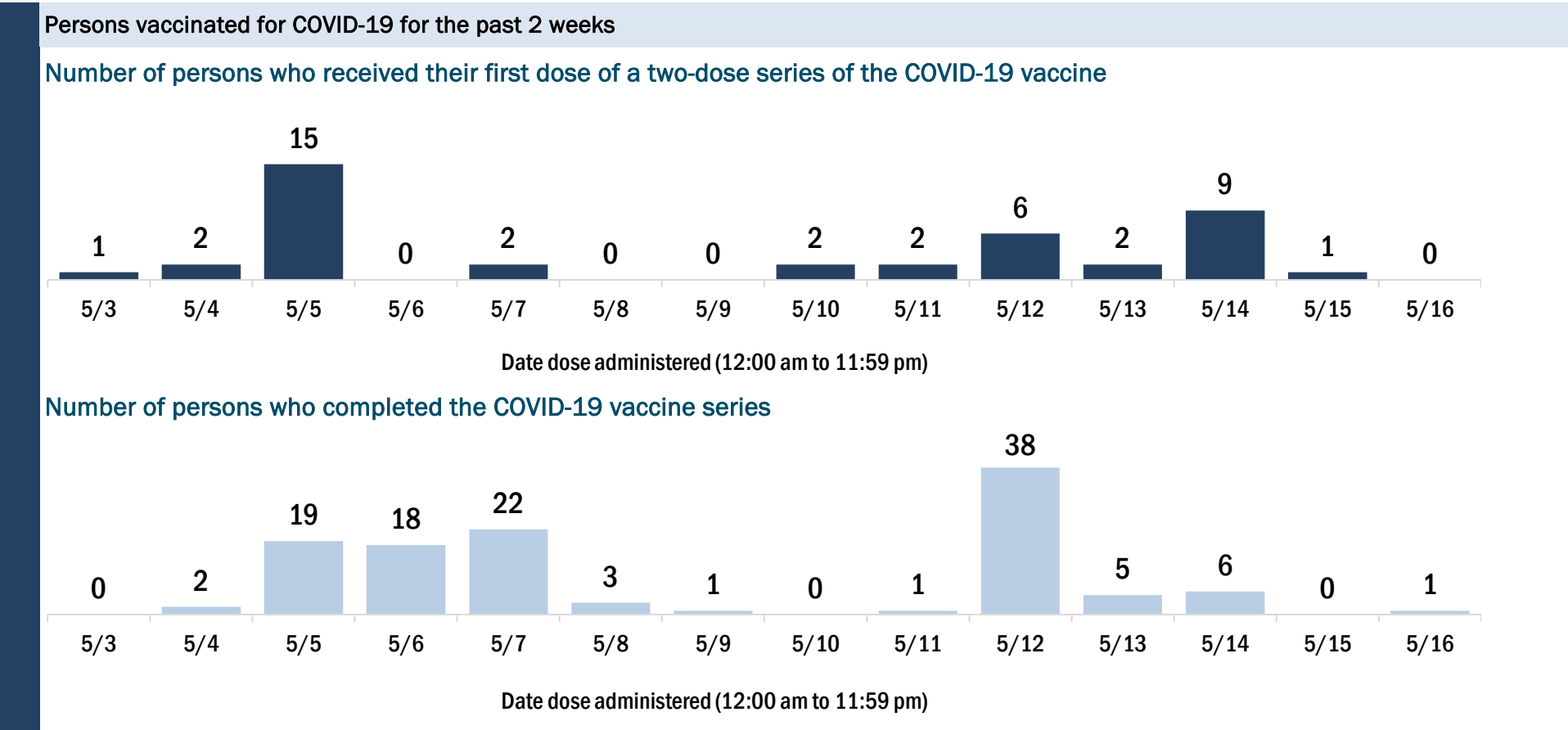
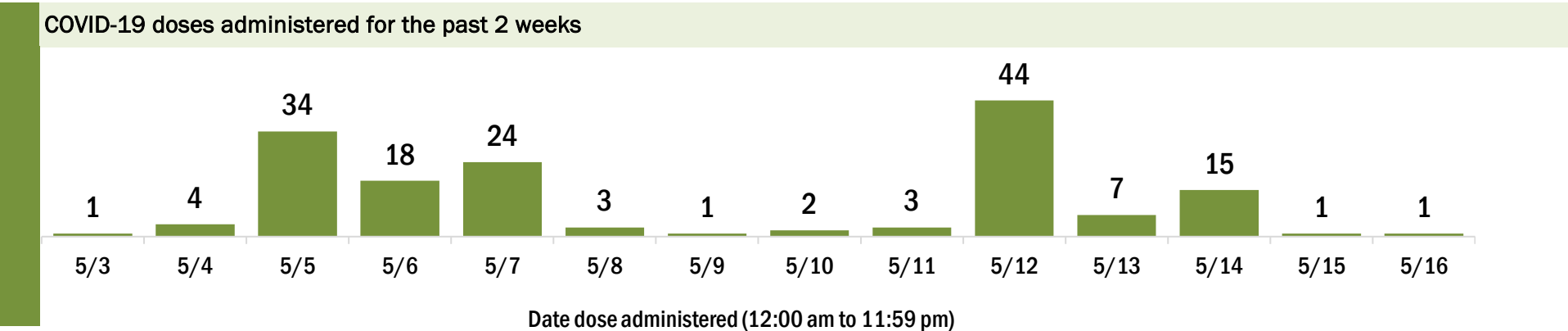
Data in this report are provisional and subject to change.

Data in this summary pertain to COVID-19 vaccines approved by the U.S. Food and Drug Administration and have been issued an Emergency Use Authorization (Janssen COVID-19 Vaccine, Moderna COVID-19 Vaccine and Pfizer-BioNTech COVID-19 Vaccine). These data summarize the number of people who have received either their first dose or have completed the series for a COVID-19 vaccine. **A person can only be counted in one category, first dose or series complete.** For persons receiving Moderna or Pfizer vaccines, once they receive their second dose, they are moved from the first dose column to the series completed column. **Because of this, the total first dose category may show a change from report to report not matching the total receiving their first dose from the previous day.** Persons receiving Johnson & Johnson vaccines will always be counted in the series completed column.

COVID-19 doses for vaccinated persons in Florida	
Doses administered	3,339
People receiving one dose of a 1-dose series (Johnson & Johnson) or receiving only one dose of a 2-dose series (Moderna, Pfizer) count once. Persons receiving both doses of a 2-dose series count twice.	

Current status of persons vaccinated for COVID-19 in Florida	
Total people vaccinated	2,048
First dose	664
Series completed	1,384
Completed 1-dose series	93
Completed 2-dose series	1,291
First dose: current number of people who have only received their first dose of the Moderna or Pfizer vaccine.	
Series complete: current number of people who have received both Moderna or Pfizer vaccine doses or one Johnson & Johnson dose and are considered fully immunized.	

Demographic summary	First dose	Series complete	Total people vaccinated
Age group	664	1,384	2,048
16-24 years	24	35	59
25-34 years	97	52	149
35-44 years	144	105	249
45-54 years	162	143	305
55-64 years	146	336	482
65-74 years	67	426	493
75-84 years	20	228	248
85+ years	4	59	63
Race	664	1,384	2,048
White	211	996	1,207
Black	83	133	216
American Indian/Alaskan	2	11	13
Other	34	114	148
Unknown	334	130	464
Other race includes Asian, native Hawaiian/Pacific Islander, or other.			
Ethnicity	664	1,384	2,048
Hispanic	13	21	34
Non-Hispanic	118	764	882
Unknown	533	599	1,132
Gender	664	1,384	2,048
Female	118	746	864
Male	546	638	1,184
Unknown	0	0	0





# COVID-19: Madison County vaccine summary

Vaccination data through May 16, 2021 as of May 17, 2021 at 12:05 AM

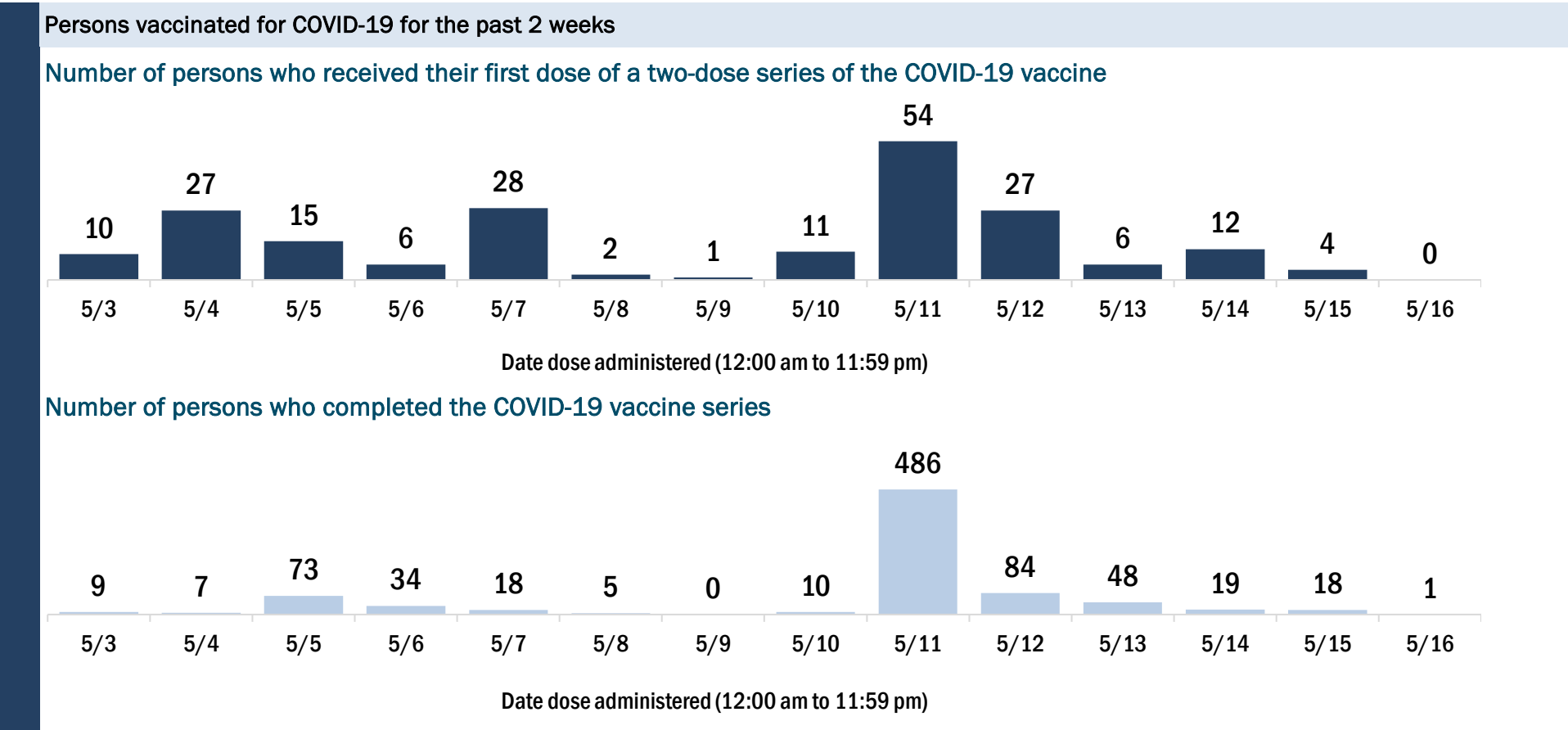
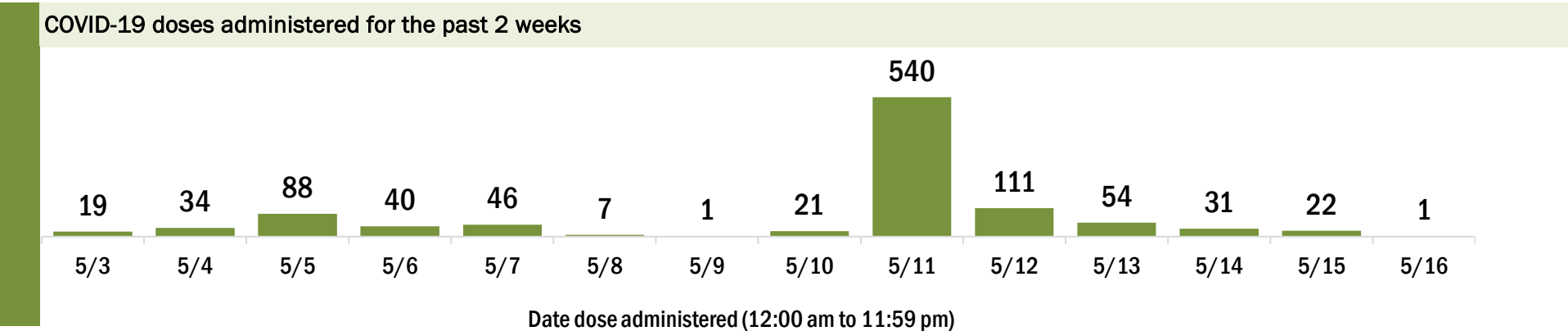
Data in this report are provisional and subject to change.

Data in this summary pertain to COVID-19 vaccines approved by the U.S. Food and Drug Administration and have been issued an Emergency Use Authorization (Janssen COVID-19 Vaccine, Moderna COVID-19 Vaccine and Pfizer-BioNTech COVID-19 Vaccine). These data summarize the number of people who have received either their first dose or have completed the series for a COVID-19 vaccine. **A person can only be counted in one category, first dose or series complete.** For persons receiving Moderna or Pfizer vaccines, once they receive their second dose, they are moved from the first dose column to the series completed column. **Because of this, the total first dose category may show a change from report to report not matching the total receiving their first dose from the previous day.** Persons receiving Johnson & Johnson vaccines will always be counted in the series completed column.

COVID-19 doses for vaccinated persons in Florida	
Doses administered	10,225
People receiving one dose of a 1-dose series (Johnson & Johnson) or receiving only one dose of a 2-dose series (Moderna, Pfizer) count once. Persons receiving both doses of a 2-dose series count twice.	

Current status of persons vaccinated for COVID-19 in Florida	
Total people vaccinated	5,837
First dose	988
Series completed	4,849
Completed 1-dose series	461
Completed 2-dose series	4,388
<b>First dose:</b> current number of people who have only received their first dose of the Moderna or Pfizer vaccine.	
<b>Series complete:</b> current number of people who have received both Moderna or Pfizer vaccine doses or one Johnson & Johnson dose and are considered fully immunized.	

Demographic summary	First dose	Series complete	Total people vaccinated
Age group	988	4,849	5,837
16-24 years	55	98	153
25-34 years	109	208	317
35-44 years	123	409	532
45-54 years	196	605	801
55-64 years	287	1,040	1,327
65-74 years	133	1,493	1,626
75-84 years	62	785	847
85+ years	23	211	234
Race	988	4,849	5,837
White	483	2,730	3,213
Black	337	1,479	1,816
American Indian/Alaskan	1	9	10
Other	79	381	460
Unknown	88	250	338
Other race includes Asian, native Hawaiian/Pacific Islander, or other.			
Ethnicity	988	4,849	5,837
Hispanic	60	215	275
Non-Hispanic	729	2,905	3,634
Unknown	199	1,729	1,928
Gender	988	4,849	5,837
Female	467	2,405	2,872
Male	521	2,444	2,965
Unknown	0	0	0



# COVID-19: Manatee County vaccine summary

Vaccination data through May 16, 2021 as of May 17, 2021 at 12:05 AM

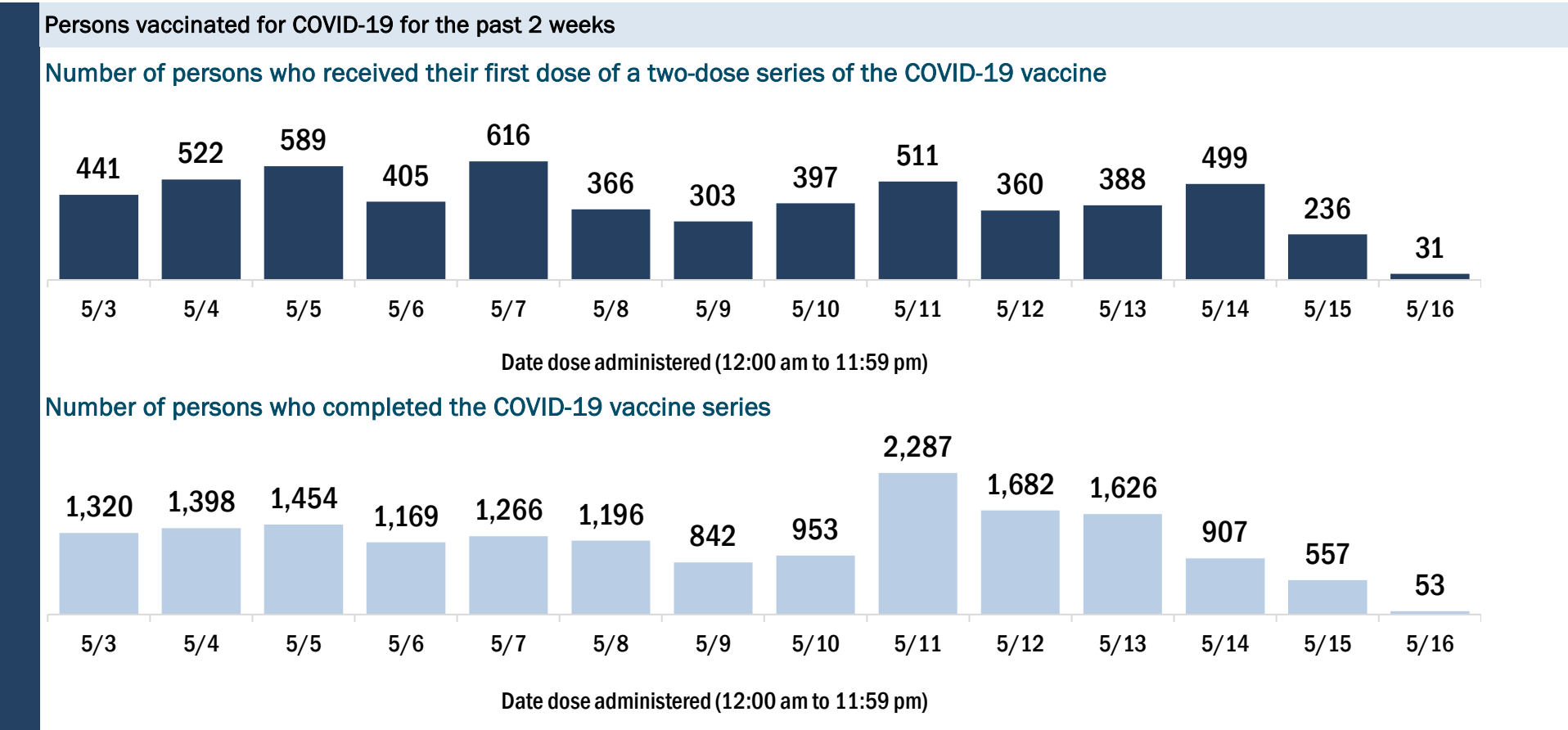
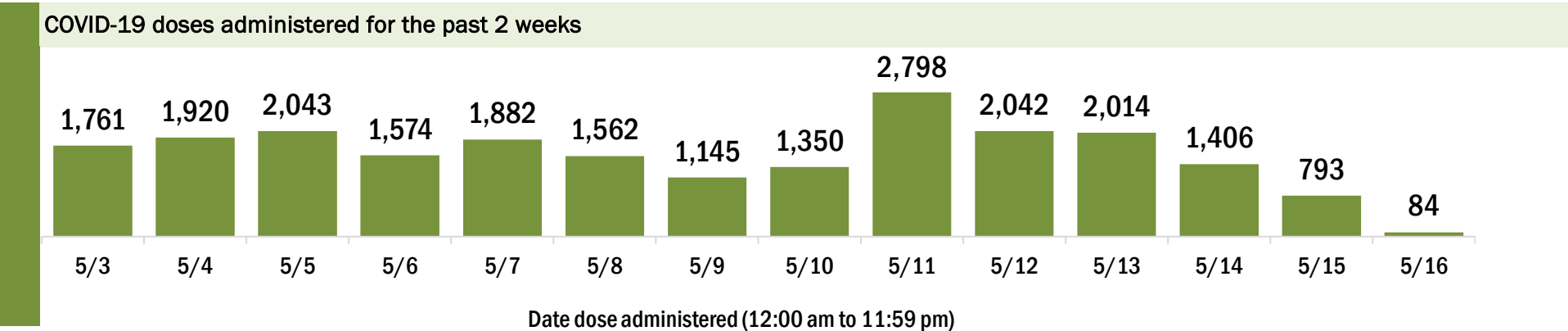
Data in this report are provisional and subject to change.

Data in this summary pertain to COVID-19 vaccines approved by the U.S. Food and Drug Administration and have been issued an Emergency Use Authorization (Janssen COVID-19 Vaccine, Moderna COVID-19 Vaccine and Pfizer-BioNTech COVID-19 Vaccine). These data summarize the number of people who have received either their first dose or have completed the series for a COVID-19 vaccine. **A person can only be counted in one category, first dose or series complete.** For persons receiving Moderna or Pfizer vaccines, once they receive their second dose, they are moved from the first dose column to the series completed column. **Because of this, the total first dose category may show a change from report to report not matching the total receiving their first dose from the previous day.** Persons receiving Johnson & Johnson vaccines will always be counted in the series completed column.

COVID-19 doses for vaccinated persons in Florida	
Doses administered	318,093
People receiving one dose of a 1-dose series (Johnson & Johnson) or receiving only one dose of a 2-dose series (Moderna, Pfizer) count once. Persons receiving both doses of a 2-dose series count twice.	

Current status of persons vaccinated for COVID-19 in Florida	
Total people vaccinated	179,911
First dose	33,949
Series completed	145,962
Completed 1-dose series	7,780
Completed 2-dose series	138,182
First dose: current number of people who have only received their first dose of the Moderna or Pfizer vaccine.	
Series complete: current number of people who have received both Moderna or Pfizer vaccine doses or one Johnson & Johnson dose and are considered fully immunized.	

Demographic summary	First dose	Series complete	Total people vaccinated
Age group	33,949	145,962	179,911
16-24 years	2,909	4,720	7,629
25-34 years	3,140	7,439	10,579
35-44 years	3,737	10,449	14,186
45-54 years	4,762	16,116	20,878
55-64 years	6,336	29,562	35,898
65-74 years	6,989	44,462	51,451
75-84 years	4,366	25,374	29,740
85+ years	1,710	7,840	9,550
Race	33,949	145,962	179,911
White	23,138	110,766	133,904
Black	1,411	4,700	6,111
American Indian/Alaskan	154	580	734
Other	3,073	11,342	14,415
Unknown	6,173	18,574	24,747
Other race includes Asian, native Hawaiian/Pacific Islander, or other.			
Ethnicity	33,949	145,962	179,911
Hispanic	3,721	9,007	12,728
Non-Hispanic	17,446	88,046	105,492
Unknown	12,782	48,909	61,691
Gender	33,949	145,962	179,911
Female	18,079	80,721	98,800
Male	15,759	65,159	80,918
Unknown	111	82	193



# COVID-19: Marion County vaccine summary

Vaccination data through May 16, 2021 as of May 17, 2021 at 12:05 AM

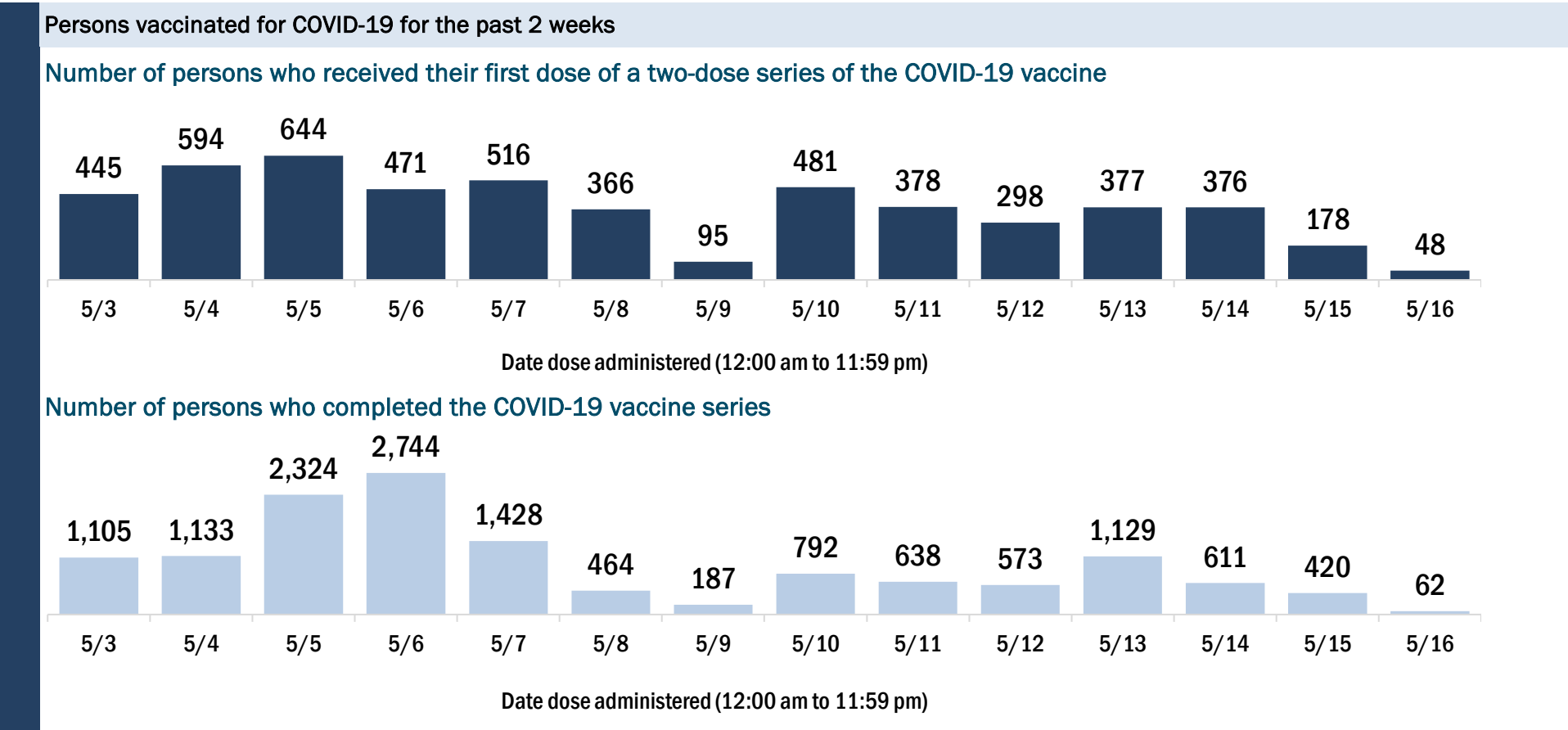
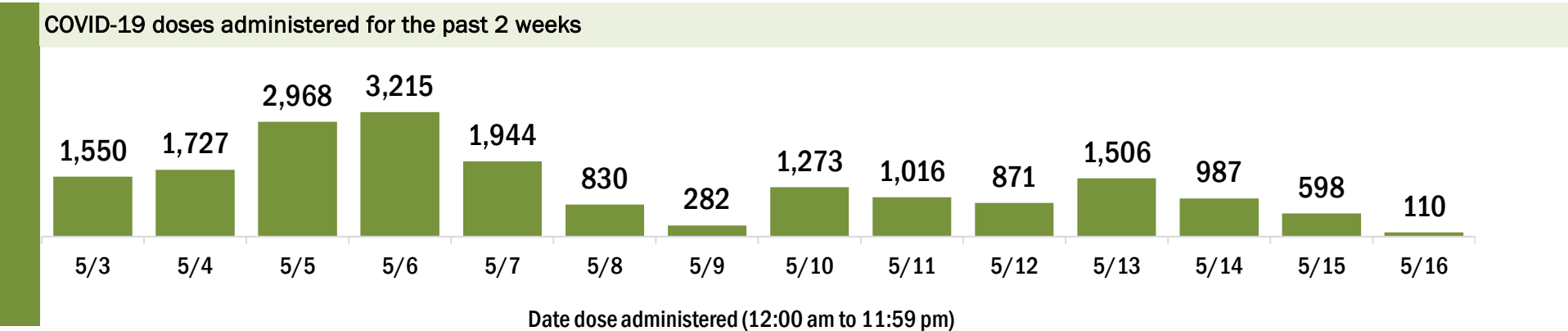
Data in this report are provisional and subject to change.

Data in this summary pertain to COVID-19 vaccines approved by the U.S. Food and Drug Administration and have been issued an Emergency Use Authorization (Janssen COVID-19 Vaccine, Moderna COVID-19 Vaccine and Pfizer-BioNTech COVID-19 Vaccine). These data summarize the number of people who have received either their first dose or have completed the series for a COVID-19 vaccine. **A person can only be counted in one category, first dose or series complete.** For persons receiving Moderna or Pfizer vaccines, once they receive their second dose, they are moved from the first dose column to the series completed column. **Because of this, the total first dose category may show a change from report to report not matching the total receiving their first dose from the previous day.** Persons receiving Johnson & Johnson vaccines will always be counted in the series completed column.

COVID-19 doses for vaccinated persons in Florida	
Doses administered	253,541
People receiving one dose of a 1-dose series (Johnson & Johnson) or receiving only one dose of a 2-dose series (Moderna, Pfizer) count once. Persons receiving both doses of a 2-dose series count twice.	

Current status of persons vaccinated for COVID-19 in Florida	
Total people vaccinated	141,354
First dose	23,181
Series completed	118,173
Completed 1-dose series	5,986
Completed 2-dose series	112,187
First dose: current number of people who have only received their first dose of the Moderna or Pfizer vaccine.	
Series complete: current number of people who have received both Moderna or Pfizer vaccine doses or one Johnson & Johnson dose and are considered fully immunized.	

Demographic summary	First dose	Series complete	Total people vaccinated
Age group	23,181	118,173	141,354
16-24 years	2,046	3,530	5,576
25-34 years	2,253	5,437	7,690
35-44 years	2,662	7,655	10,317
45-54 years	3,410	11,571	14,981
55-64 years	4,881	21,858	26,739
65-74 years	4,109	36,671	40,780
75-84 years	2,716	24,378	27,094
85+ years	1,104	7,073	8,177
Race	23,181	118,173	141,354
White	13,949	81,942	95,891
Black	1,974	8,331	10,305
American Indian/Alaskan	100	456	556
Other	2,904	10,990	13,894
Unknown	4,254	16,454	20,708
Other race includes Asian, native Hawaiian/Pacific Islander, or other.			
Ethnicity	23,181	118,173	141,354
Hispanic	3,159	9,726	12,885
Non-Hispanic	11,225	72,878	84,103
Unknown	8,797	35,569	44,366
Gender	23,181	118,173	141,354
Female	12,849	67,130	79,979
Male	10,284	50,999	61,283
Unknown	48	44	92



# COVID-19: Martin County vaccine summary

Vaccination data through May 16, 2021 as of May 17, 2021 at 12:05 AM

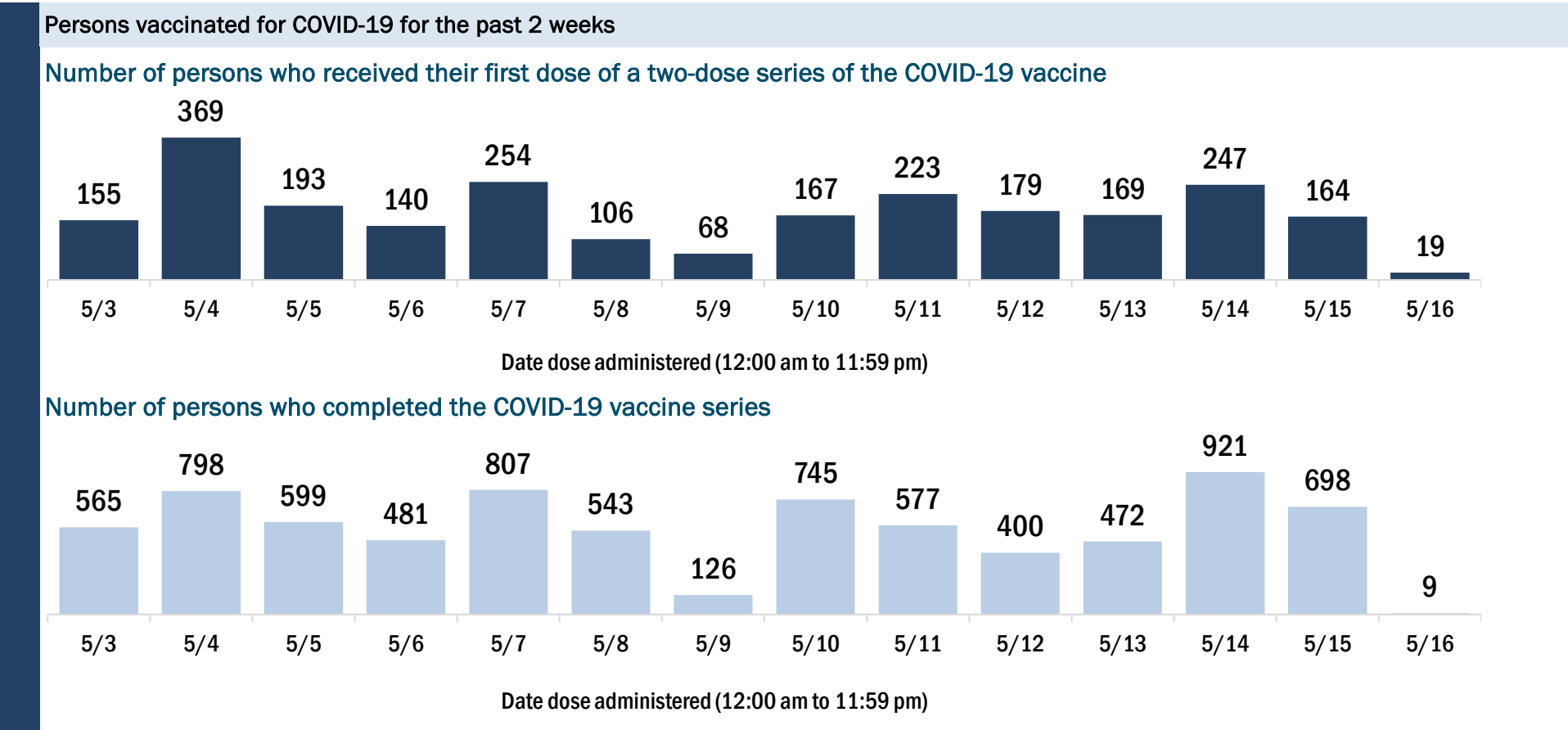
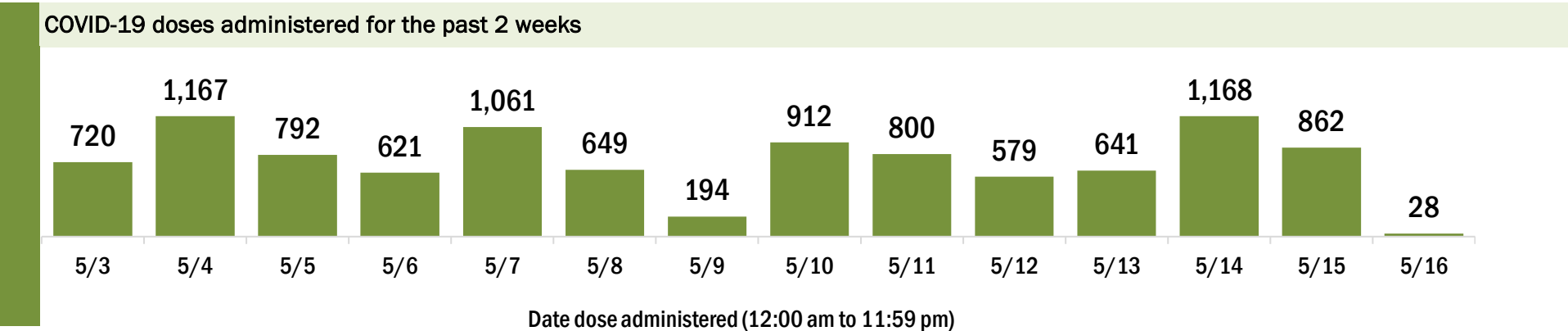
Data in this report are provisional and subject to change.

Data in this summary pertain to COVID-19 vaccines approved by the U.S. Food and Drug Administration and have been issued an Emergency Use Authorization (Janssen COVID-19 Vaccine, Moderna COVID-19 Vaccine and Pfizer-BioNTech COVID-19 Vaccine). These data summarize the number of people who have received either their first dose or have completed the series for a COVID-19 vaccine. **A person can only be counted in one category, first dose or series complete.** For persons receiving Moderna or Pfizer vaccines, once they receive their second dose, they are moved from the first dose column to the series completed column. **Because of this, the total first dose category may show a change from report to report not matching the total receiving their first dose from the previous day.** Persons receiving Johnson & Johnson vaccines will always be counted in the series completed column.

COVID-19 doses for vaccinated persons in Florida	
Doses administered	139,738
People receiving one dose of a 1-dose series (Johnson & Johnson) or receiving only one dose of a 2-dose series (Moderna, Pfizer) count once. Persons receiving both doses of a 2-dose series count twice.	

Current status of persons vaccinated for COVID-19 in Florida	
Total people vaccinated	79,497
First dose	15,467
Series completed	64,030
Completed 1-dose series	3,789
Completed 2-dose series	60,241
First dose: current number of people who have only received their first dose of the Moderna or Pfizer vaccine.	
Series complete: current number of people who have received both Moderna or Pfizer vaccine doses or one Johnson & Johnson dose and are considered fully immunized.	

Demographic summary	First dose	Series complete	Total people vaccinated
Age group	15,467	64,030	79,497
16-24 years	1,145	1,699	2,844
25-34 years	1,197	2,339	3,536
35-44 years	1,487	3,798	5,285
45-54 years	2,162	5,971	8,133
55-64 years	3,689	12,683	16,372
65-74 years	2,901	19,450	22,351
75-84 years	1,988	13,317	15,305
85+ years	898	4,773	5,671
Race	15,467	64,030	79,497
White	10,760	43,817	54,577
Black	602	1,485	2,087
American Indian/Alaskan	53	130	183
Other	1,269	4,493	5,762
Unknown	2,783	14,105	16,888
Other race includes Asian, native Hawaiian/Pacific Islander, or other.			
Ethnicity	15,467	64,030	79,497
Hispanic	1,310	2,794	4,104
Non-Hispanic	7,633	28,809	36,442
Unknown	6,524	32,427	38,951
Gender	15,467	64,030	79,497
Female	8,021	35,450	43,471
Male	7,428	28,561	35,989
Unknown	18	19	37





# COVID-19: Monroe County vaccine summary

Vaccination data through May 16, 2021 as of May 17, 2021 at 12:05 AM

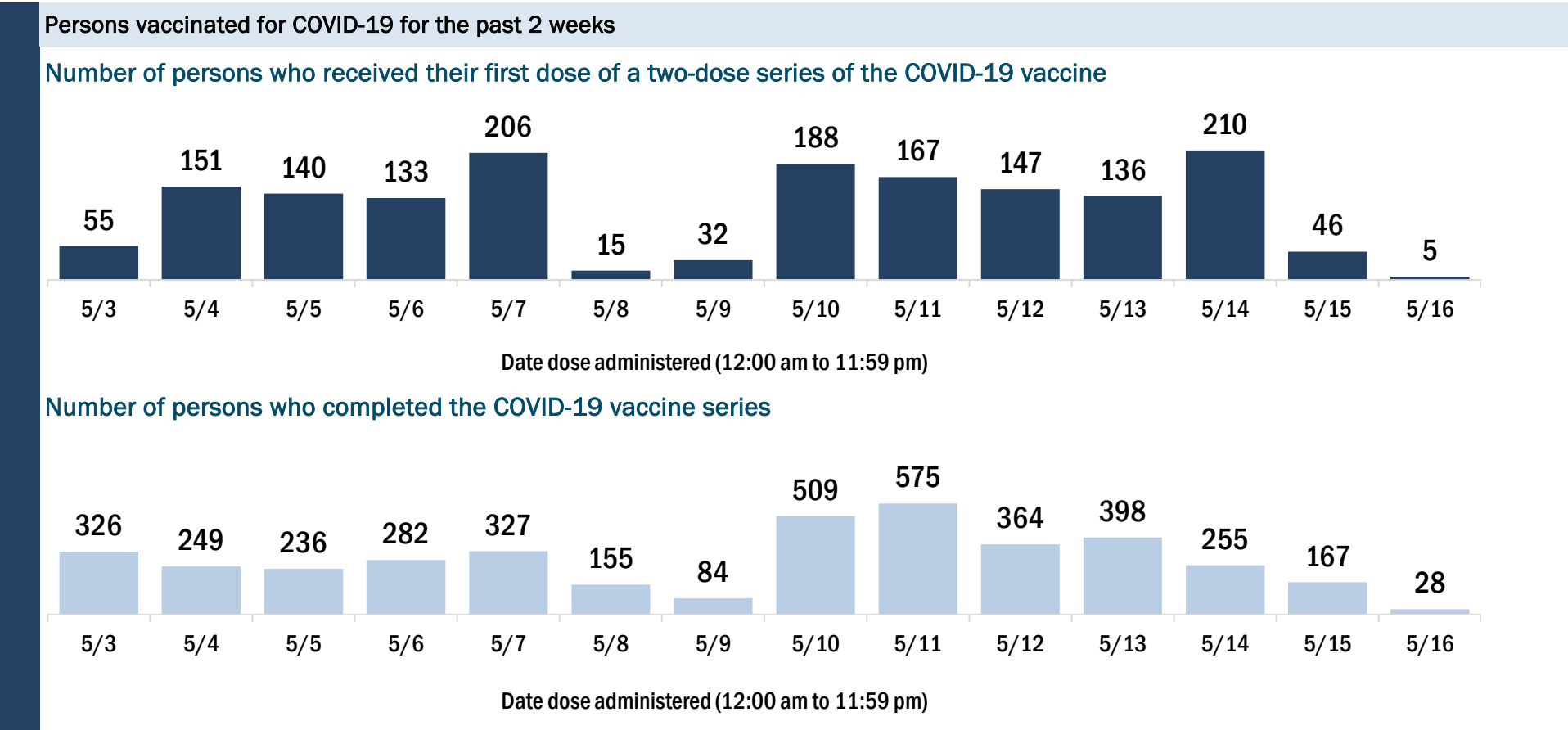
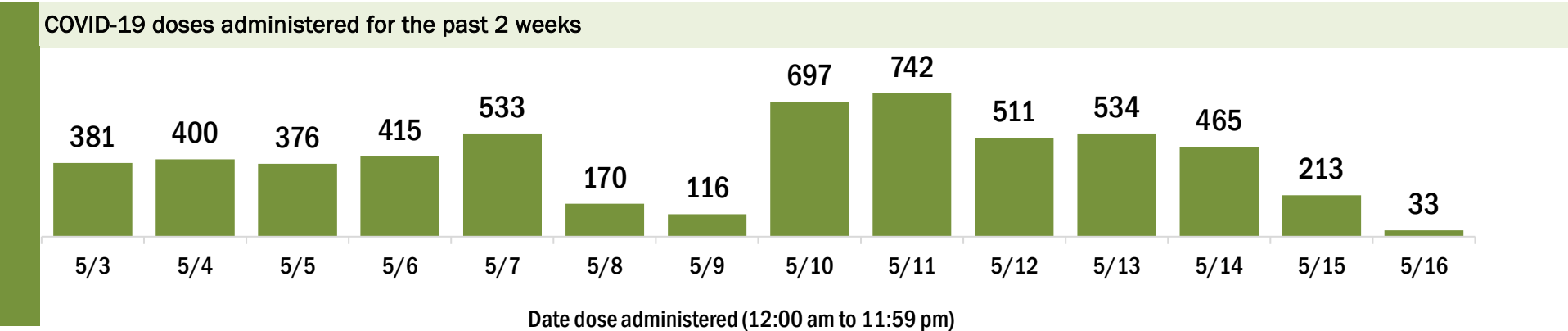
Data in this report are provisional and subject to change.

Data in this summary pertain to COVID-19 vaccines approved by the U.S. Food and Drug Administration and have been issued an Emergency Use Authorization (Janssen COVID-19 Vaccine, Moderna COVID-19 Vaccine and Pfizer-BioNTech COVID-19 Vaccine). These data summarize the number of people who have received either their first dose or have completed the series for a COVID-19 vaccine. **A person can only be counted in one category, first dose or series complete.** For persons receiving Moderna or Pfizer vaccines, once they receive their second dose, they are moved from the first dose column to the series completed column. **Because of this, the total first dose category may show a change from report to report not matching the total receiving their first dose from the previous day.** Persons receiving Johnson & Johnson vaccines will always be counted in the series completed column.

COVID-19 doses for vaccinated persons in Florida	
Doses administered	66,874
People receiving one dose of a 1-dose series (Johnson & Johnson) or receiving only one dose of a 2-dose series (Moderna, Pfizer) count once. Persons receiving both doses of a 2-dose series count twice.	

Current status of persons vaccinated for COVID-19 in Florida	
Total people vaccinated	40,031
First dose	10,264
Series completed	29,767
Completed 1-dose series	2,924
Completed 2-dose series	26,843
First dose: current number of people who have only received their first dose of the Moderna or Pfizer vaccine.	
Series complete: current number of people who have received both Moderna or Pfizer vaccine doses or one Johnson & Johnson dose and are considered fully immunized.	

Demographic summary	First dose	Series complete	Total people vaccinated
Age group	10,264	29,767	40,031
16-24 years	777	788	1,565
25-34 years	1,277	1,513	2,790
35-44 years	1,542	2,414	3,956
45-54 years	1,899	3,850	5,749
55-64 years	2,375	7,106	9,481
65-74 years	1,648	9,140	10,788
75-84 years	598	3,974	4,572
85+ years	148	982	1,130
Race	10,264	29,767	40,031
White	6,692	21,464	28,156
Black	316	639	955
American Indian/Alaskan	43	105	148
Other	801	1,692	2,493
Unknown	2,412	5,867	8,279
Other race includes Asian, native Hawaiian/Pacific Islander, or other.			
Ethnicity	10,264	29,767	40,031
Hispanic	1,731	3,053	4,784
Non-Hispanic	4,645	16,460	21,105
Unknown	3,888	10,254	14,142
Gender	10,264	29,767	40,031
Female	5,060	15,335	20,395
Male	5,195	14,429	19,624
Unknown	9	3	12



# COVID-19: Nassau County vaccine summary

Vaccination data through May 16, 2021 as of May 17, 2021 at 12:05 AM

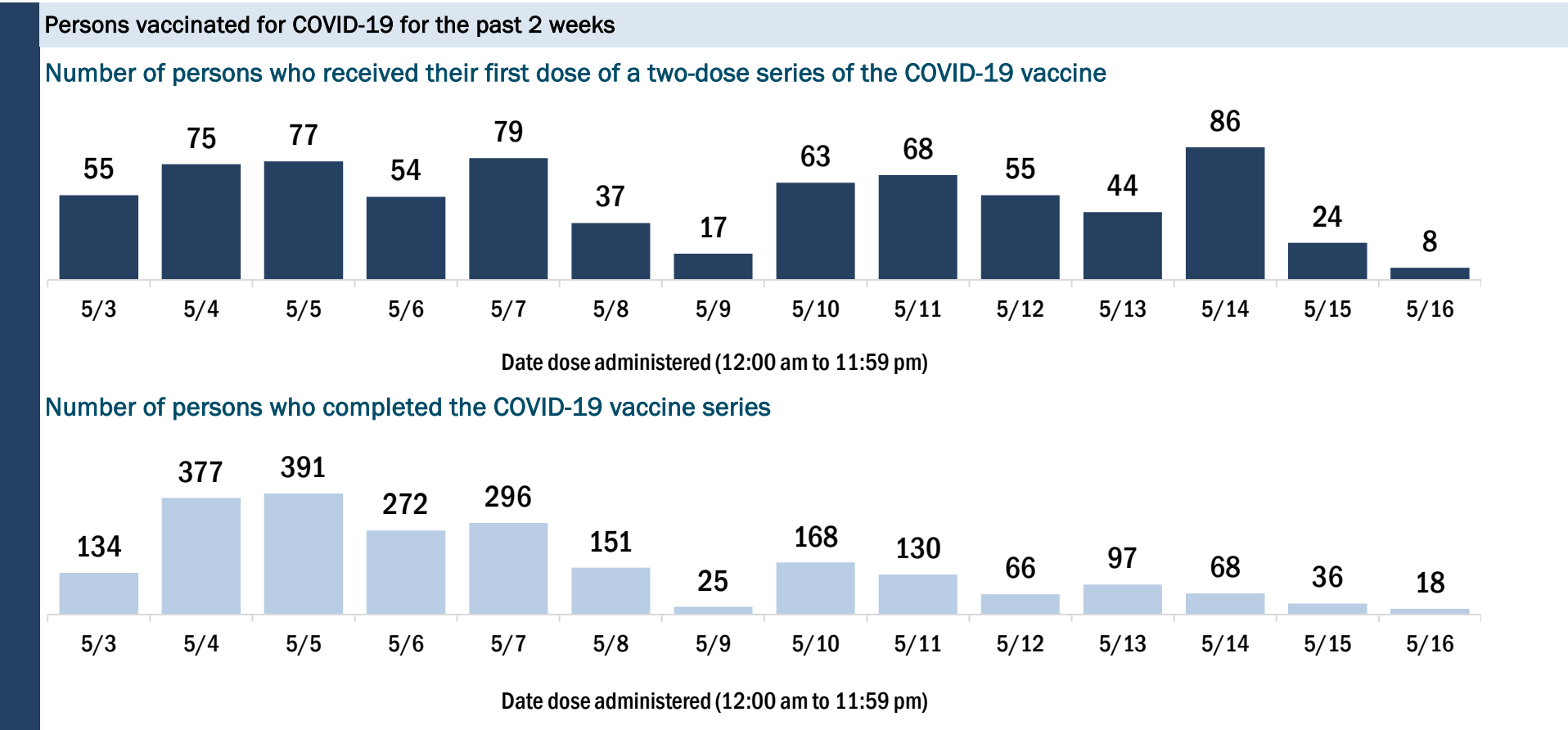
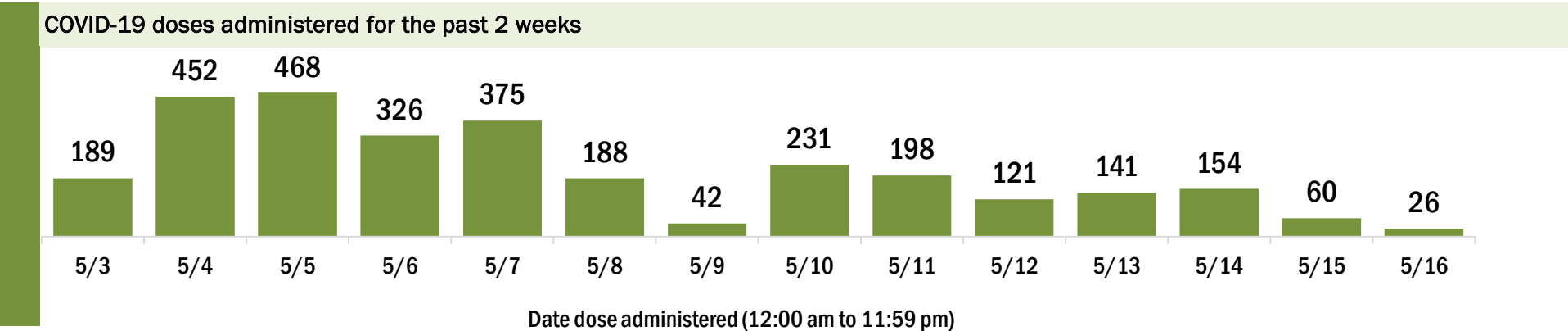
Data in this report are provisional and subject to change.

Data in this summary pertain to COVID-19 vaccines approved by the U.S. Food and Drug Administration and have been issued an Emergency Use Authorization (Janssen COVID-19 Vaccine, Moderna COVID-19 Vaccine and Pfizer-BioNTech COVID-19 Vaccine). These data summarize the number of people who have received either their first dose or have completed the series for a COVID-19 vaccine. **A person can only be counted in one category, first dose or series complete.** For persons receiving Moderna or Pfizer vaccines, once they receive their second dose, they are moved from the first dose column to the series completed column. **Because of this, the total first dose category may show a change from report to report not matching the total receiving their first dose from the previous day.** Persons receiving Johnson & Johnson vaccines will always be counted in the series completed column.

COVID-19 doses for vaccinated persons in Florida	
Doses administered	63,938
People receiving one dose of a 1-dose series (Johnson & Johnson) or receiving only one dose of a 2-dose series (Moderna, Pfizer) count once. Persons receiving both doses of a 2-dose series count twice.	

Current status of persons vaccinated for COVID-19 in Florida	
Total people vaccinated	35,084
First dose	3,821
Series completed	31,263
Completed 1-dose series	2,409
Completed 2-dose series	28,854
First dose: current number of people who have only received their first dose of the Moderna or Pfizer vaccine.	
Series complete: current number of people who have received both Moderna or Pfizer vaccine doses or one Johnson & Johnson dose and are considered fully immunized.	

Demographic summary	First dose	Series complete	Total people vaccinated
Age group	3,821	31,263	35,084
16-24 years	429	1,037	1,466
25-34 years	404	1,421	1,825
35-44 years	445	2,364	2,809
45-54 years	571	3,515	4,086
55-64 years	724	7,112	7,836
65-74 years	719	9,749	10,468
75-84 years	399	4,716	5,115
85+ years	130	1,349	1,479
Race	3,821	31,263	35,084
White	2,719	25,378	28,097
Black	199	1,464	1,663
American Indian/Alaskan	17	123	140
Other	230	1,584	1,814
Unknown	656	2,714	3,370
Other race includes Asian, native Hawaiian/Pacific Islander, or other.			
Ethnicity	3,821	31,263	35,084
Hispanic	168	885	1,053
Non-Hispanic	2,412	24,577	26,989
Unknown	1,241	5,801	7,042
Gender	3,821	31,263	35,084
Female	2,055	17,384	19,439
Male	1,759	13,877	15,636
Unknown	7	2	9



# COVID-19: Okaloosa County vaccine summary

Vaccination data through May 16, 2021 as of May 17, 2021 at 12:05 AM

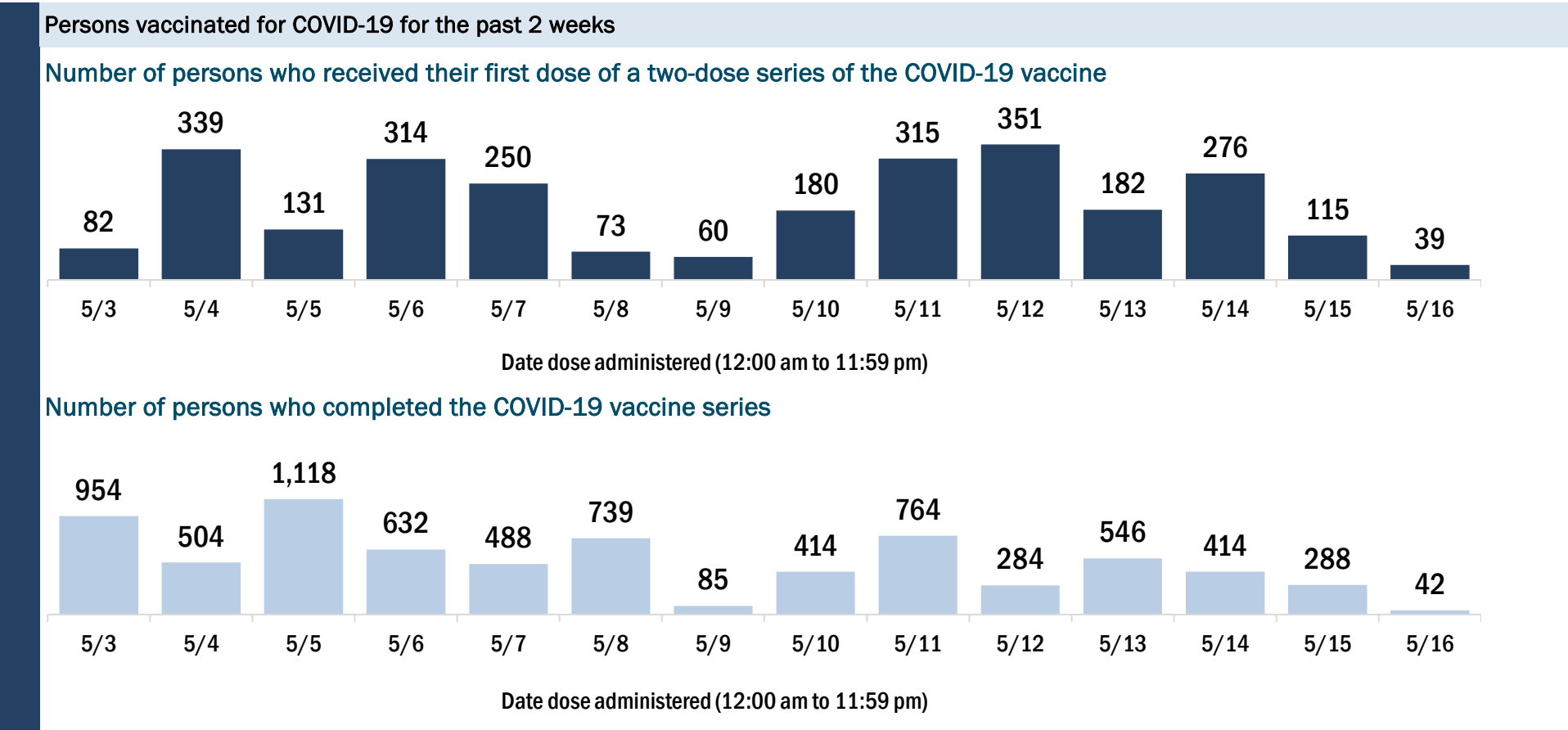
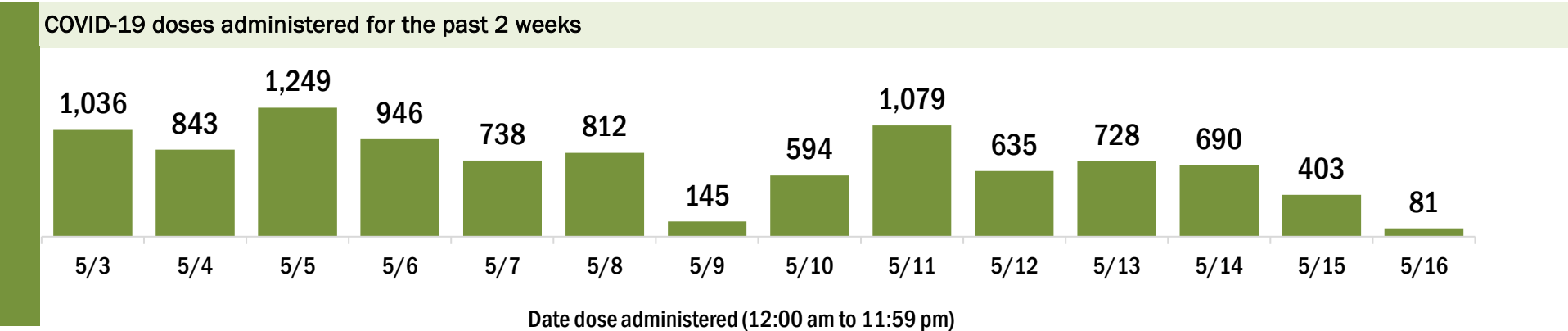
Data in this report are provisional and subject to change.

Data in this summary pertain to COVID-19 vaccines approved by the U.S. Food and Drug Administration and have been issued an Emergency Use Authorization (Janssen COVID-19 Vaccine, Moderna COVID-19 Vaccine and Pfizer-BioNTech COVID-19 Vaccine). These data summarize the number of people who have received either their first dose or have completed the series for a COVID-19 vaccine. **A person can only be counted in one category, first dose or series complete.** For persons receiving Moderna or Pfizer vaccines, once they receive their second dose, they are moved from the first dose column to the series completed column. **Because of this, the total first dose category may show a change from report to report not matching the total receiving their first dose from the previous day.** Persons receiving Johnson & Johnson vaccines will always be counted in the series completed column.

COVID-19 doses for vaccinated persons in Florida	
Doses administered	114,162
People receiving one dose of a 1-dose series (Johnson & Johnson) or receiving only one dose of a 2-dose series (Moderna, Pfizer) count once. Persons receiving both doses of a 2-dose series count twice.	

Current status of persons vaccinated for COVID-19 in Florida	
Total people vaccinated	65,080
First dose	11,180
Series completed	53,900
Completed 1-dose series	4,818
Completed 2-dose series	49,082
First dose: current number of people who have only received their first dose of the Moderna or Pfizer vaccine.	
Series complete: current number of people who have received both Moderna or Pfizer vaccine doses or one Johnson & Johnson dose and are considered fully immunized.	

Demographic summary	First dose	Series complete	Total people vaccinated
Age group	11,180	53,900	65,080
16-24 years	1,240	2,155	3,395
25-34 years	1,655	3,719	5,374
35-44 years	1,639	5,055	6,694
45-54 years	1,615	6,394	8,009
55-64 years	2,111	12,238	14,349
65-74 years	1,618	14,014	15,632
75-84 years	952	7,565	8,517
85+ years	350	2,760	3,110
Race	11,180	53,900	65,080
White	6,205	37,062	43,267
Black	670	3,008	3,678
American Indian/Alaskan	74	239	313
Other	1,230	5,089	6,319
Unknown	3,001	8,502	11,503
Other race includes Asian, native Hawaiian/Pacific Islander, or other.			
Ethnicity	11,180	53,900	65,080
Hispanic	789	2,295	3,084
Non-Hispanic	5,336	33,739	39,075
Unknown	5,055	17,866	22,921
Gender	11,180	53,900	65,080
Female	6,050	30,280	36,330
Male	5,005	23,591	28,596
Unknown	125	29	154



# COVID-19: Okeechobee County vaccine summary

Vaccination data through May 16, 2021 as of May 17, 2021 at 12:05 AM

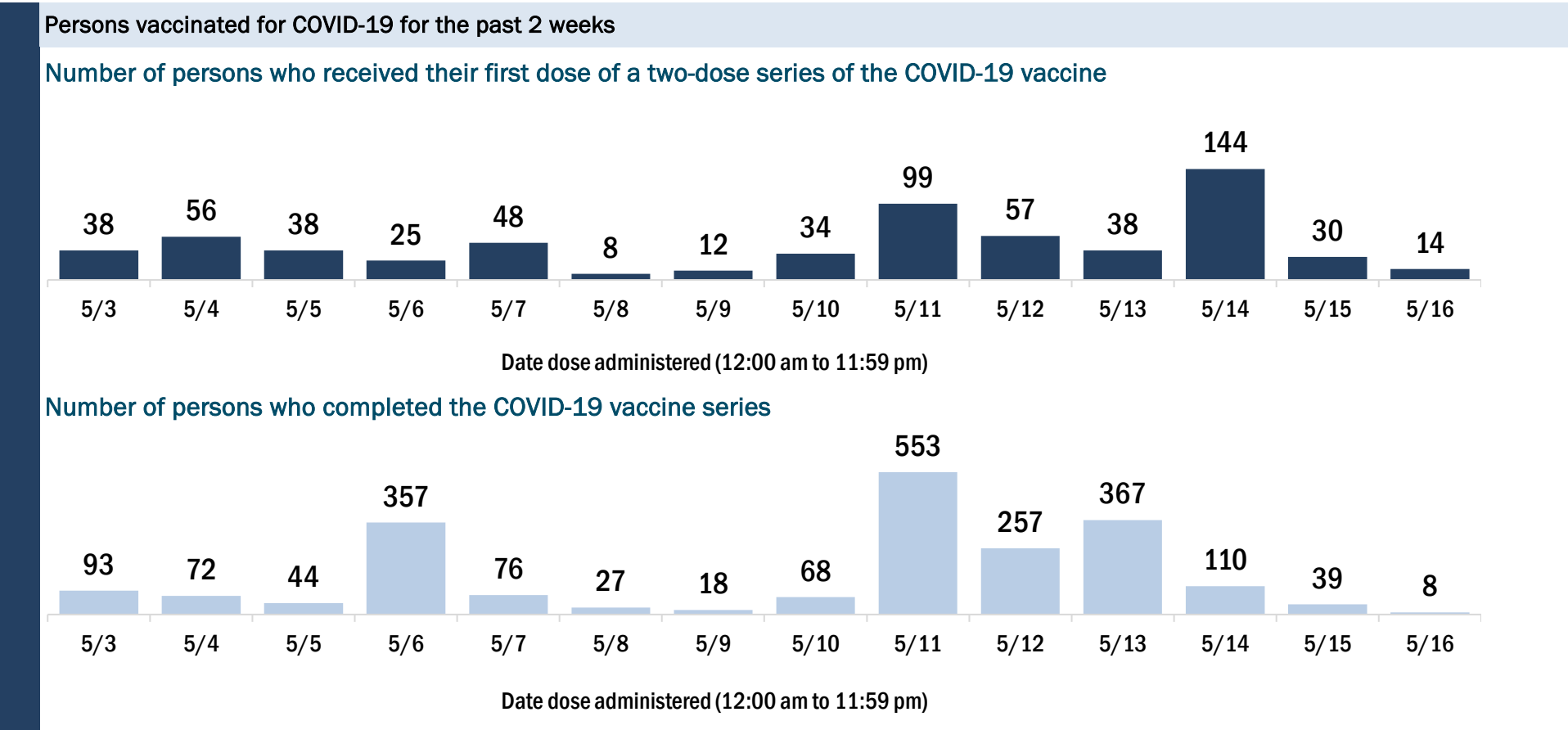
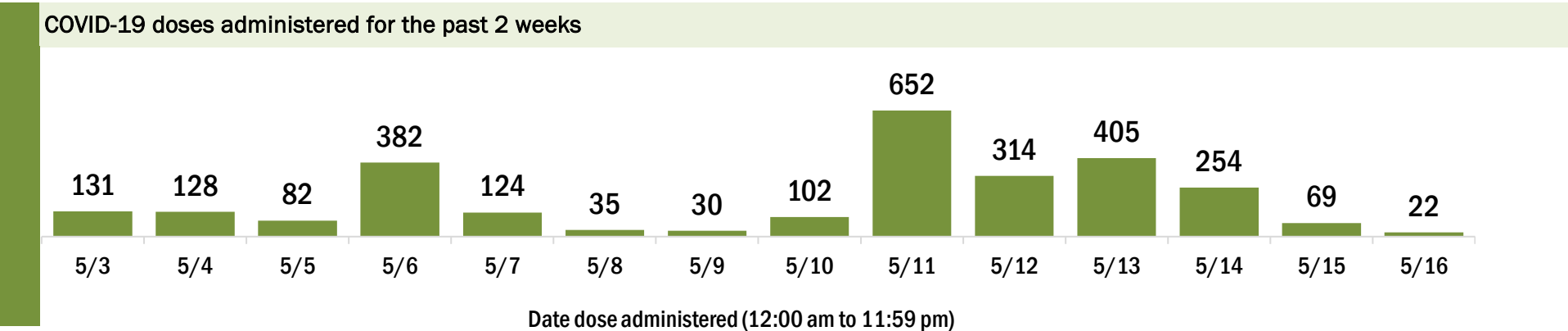
Data in this report are provisional and subject to change.

Data in this summary pertain to COVID-19 vaccines approved by the U.S. Food and Drug Administration and have been issued an Emergency Use Authorization (Janssen COVID-19 Vaccine, Moderna COVID-19 Vaccine and Pfizer-BioNTech COVID-19 Vaccine). These data summarize the number of people who have received either their first dose or have completed the series for a COVID-19 vaccine. **A person can only be counted in one category, first dose or series complete.** For persons receiving Moderna or Pfizer vaccines, once they receive their second dose, they are moved from the first dose column to the series completed column. **Because of this, the total first dose category may show a change from report to report not matching the total receiving their first dose from the previous day.** Persons receiving Johnson & Johnson vaccines will always be counted in the series completed column.

COVID-19 doses for vaccinated persons in Florida	
Doses administered	22,519
People receiving one dose of a 1-dose series (Johnson & Johnson) or receiving only one dose of a 2-dose series (Moderna, Pfizer) count once. Persons receiving both doses of a 2-dose series count twice.	

Current status of persons vaccinated for COVID-19 in Florida	
Total people vaccinated	12,815
First dose	2,290
Series completed	10,525
Completed 1-dose series	821
Completed 2-dose series	9,704
First dose: current number of people who have only received their first dose of the Moderna or Pfizer vaccine.	
Series complete: current number of people who have received both Moderna or Pfizer vaccine doses or one Johnson & Johnson dose and are considered fully immunized.	

Demographic summary	First dose	Series complete	Total people vaccinated
Age group	2,290	10,525	12,815
16-24 years	211	270	481
25-34 years	268	527	795
35-44 years	290	771	1,061
45-54 years	369	1,154	1,523
55-64 years	549	1,979	2,528
65-74 years	343	3,206	3,549
75-84 years	212	2,046	2,258
85+ years	48	572	620
Race	2,290	10,525	12,815
White	1,489	7,904	9,393
Black	95	300	395
American Indian/Alaskan	7	46	53
Other	257	878	1,135
Unknown	442	1,397	1,839
Other race includes Asian, native Hawaiian/Pacific Islander, or other.			
Ethnicity	2,290	10,525	12,815
Hispanic	522	1,281	1,803
Non-Hispanic	998	6,697	7,695
Unknown	770	2,547	3,317
Gender	2,290	10,525	12,815
Female	1,049	5,395	6,444
Male	1,234	5,130	6,364
Unknown	7	0	7





# COVID-19: Orange County vaccine summary

Vaccination data through May 16, 2021 as of May 17, 2021 at 12:05 AM

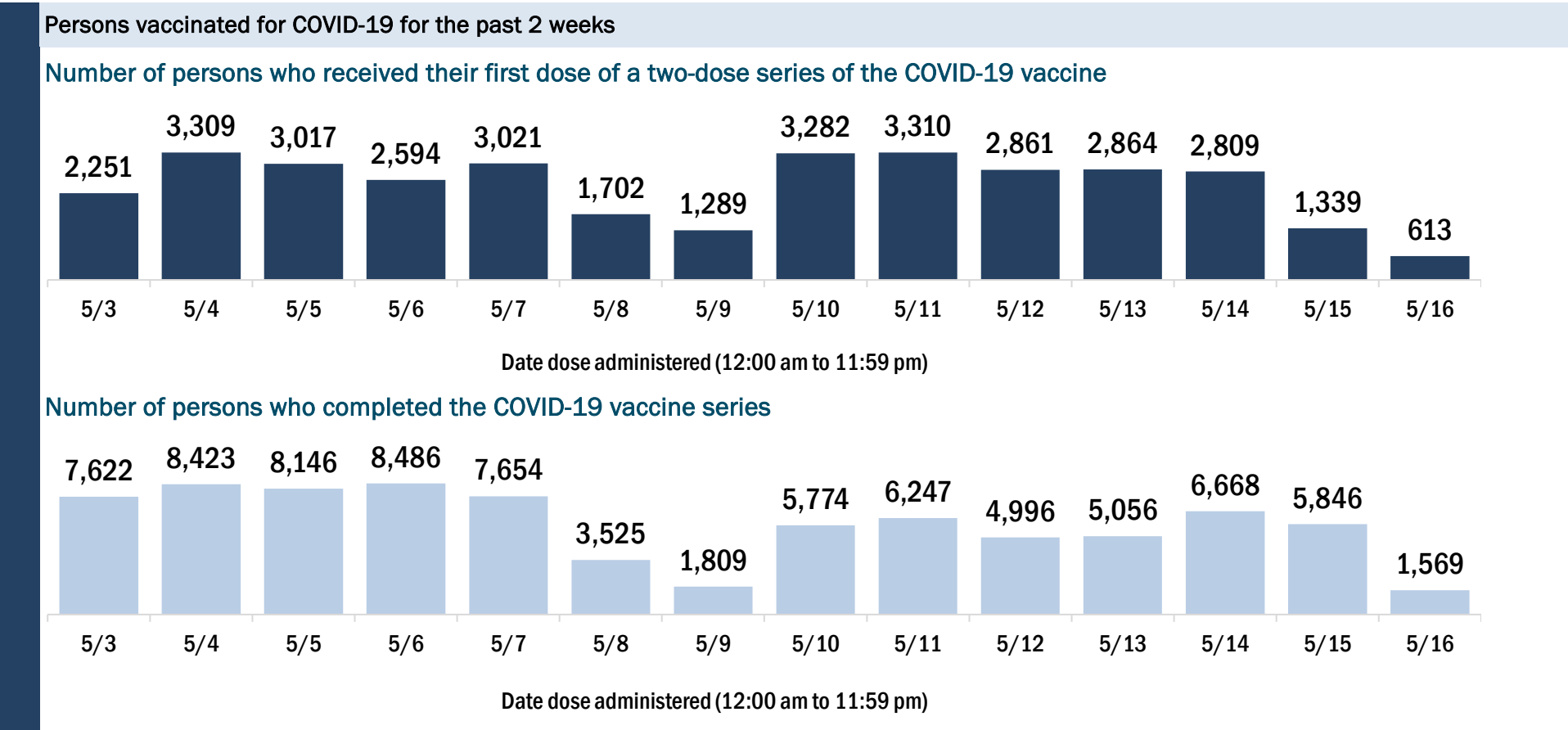
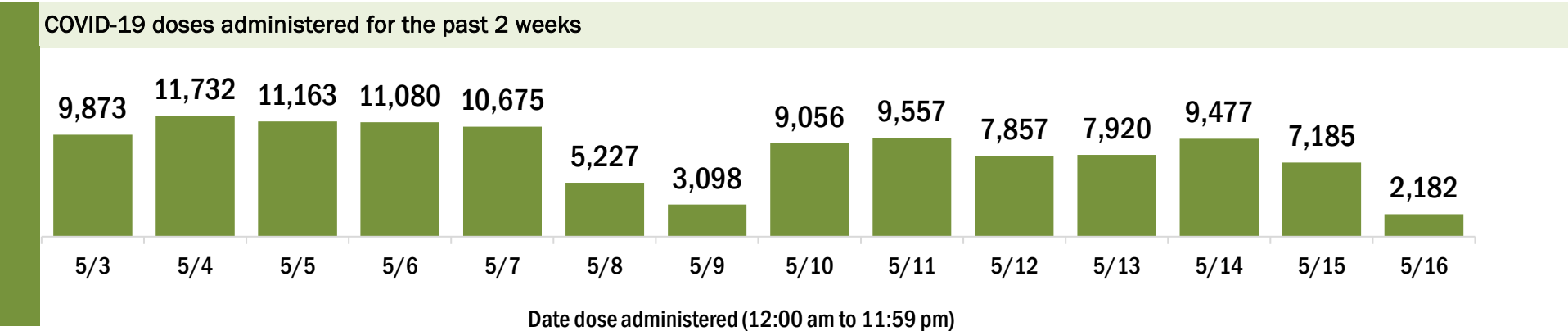
Data in this report are provisional and subject to change.

Data in this summary pertain to COVID-19 vaccines approved by the U.S. Food and Drug Administration and have been issued an Emergency Use Authorization (Janssen COVID-19 Vaccine, Moderna COVID-19 Vaccine and Pfizer-BioNTech COVID-19 Vaccine). These data summarize the number of people who have received either their first dose or have completed the series for a COVID-19 vaccine. **A person can only be counted in one category, first dose or series complete.** For persons receiving Moderna or Pfizer vaccines, once they receive their second dose, they are moved from the first dose column to the series completed column. **Because of this, the total first dose category may show a change from report to report not matching the total receiving their first dose from the previous day.** Persons receiving Johnson & Johnson vaccines will always be counted in the series completed column.

COVID-19 doses for vaccinated persons in Florida	
Doses administered	1,008,786
People receiving one dose of a 1-dose series (Johnson & Johnson) or receiving only one dose of a 2-dose series (Moderna, Pfizer) count once. Persons receiving both doses of a 2-dose series count twice.	

Current status of persons vaccinated for COVID-19 in Florida	
Total people vaccinated	596,925
First dose	119,799
Series completed	477,126
Completed 1-dose series	65,265
Completed 2-dose series	411,861
First dose: current number of people who have only received their first dose of the Moderna or Pfizer vaccine.	
Series complete: current number of people who have received both Moderna or Pfizer vaccine doses or one Johnson & Johnson dose and are considered fully immunized.	

Demographic summary	First dose	Series complete	Total people vaccinated
Age group	119,799	477,126	596,925
16-24 years	19,649	41,279	60,928
25-34 years	23,177	61,877	85,054
35-44 years	22,744	76,221	98,965
45-54 years	20,262	84,149	104,411
55-64 years	16,600	90,186	106,786
65-74 years	9,378	76,432	85,810
75-84 years	4,761	34,675	39,436
85+ years	3,228	12,307	15,535
Race	119,799	477,126	596,925
White	58,591	286,317	344,908
Black	11,985	37,306	49,291
American Indian/Alaskan	563	1,496	2,059
Other	22,550	81,118	103,668
Unknown	26,110	70,889	96,999
Other race includes Asian, native Hawaiian/Pacific Islander, or other.			
Ethnicity	119,799	477,126	596,925
Hispanic	27,877	64,374	92,251
Non-Hispanic	40,380	237,980	278,360
Unknown	51,542	174,772	226,314
Gender	119,799	477,126	596,925
Female	61,507	259,765	321,272
Male	56,599	216,275	272,874
Unknown	1,693	1,086	2,779



# COVID-19: Osceola County vaccine summary

Vaccination data through May 16, 2021 as of May 17, 2021 at 12:05 AM

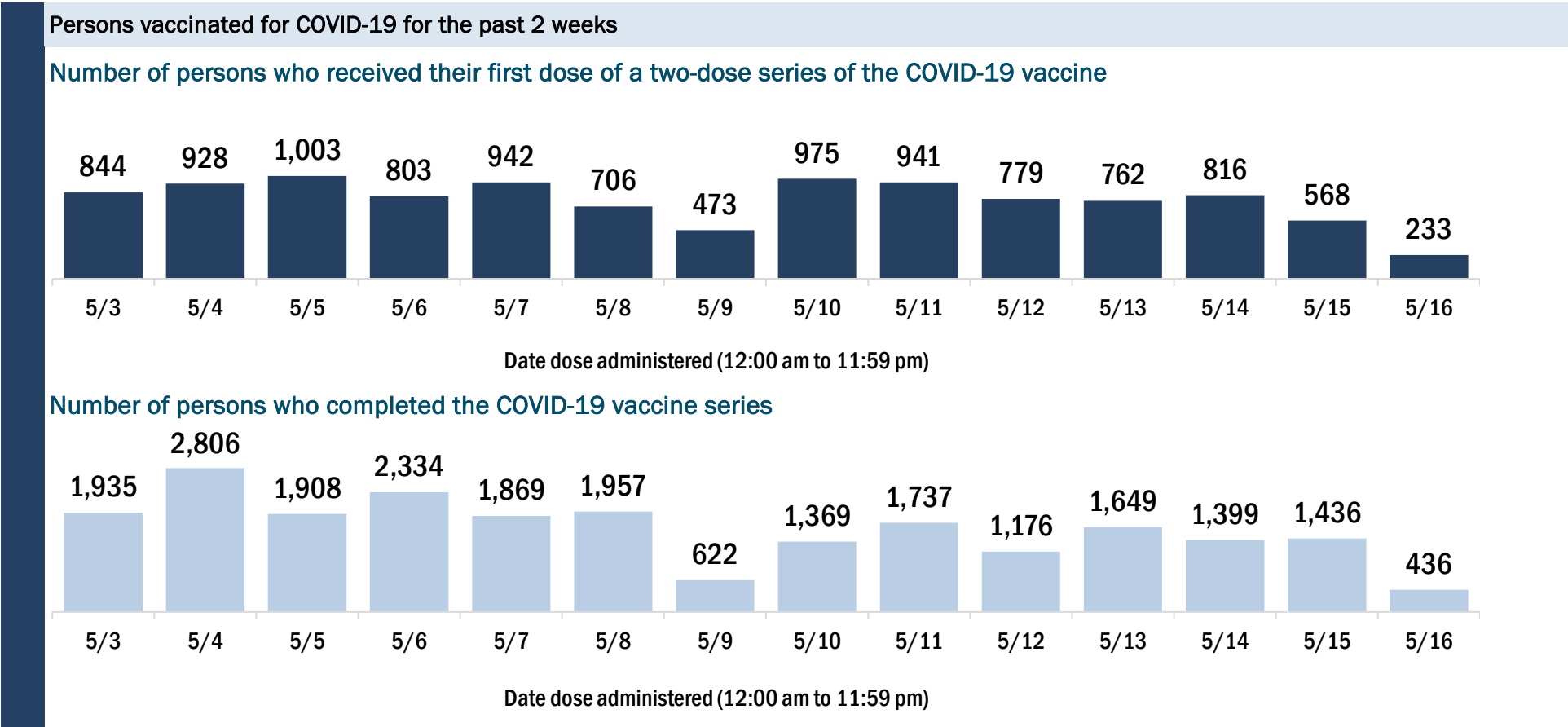
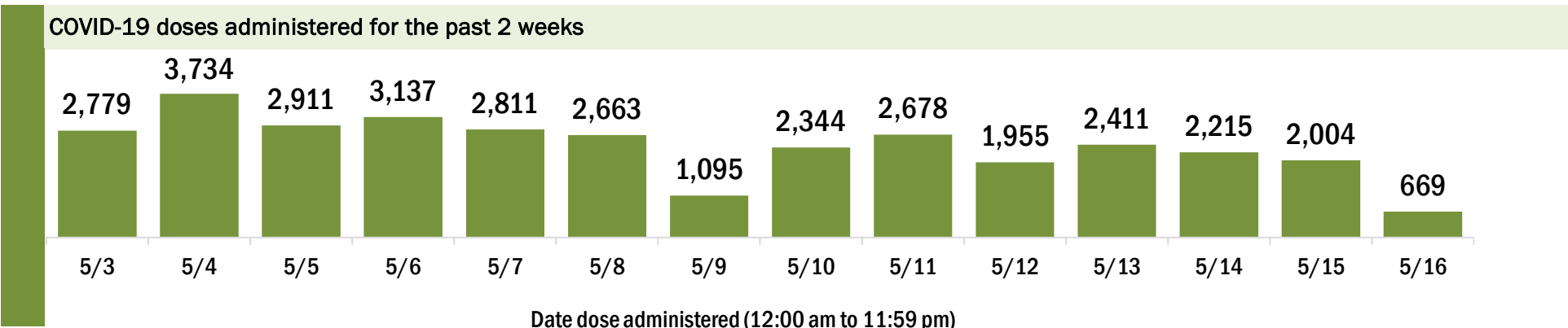
Data in this report are provisional and subject to change.

Data in this summary pertain to COVID-19 vaccines approved by the U.S. Food and Drug Administration and have been issued an Emergency Use Authorization (Janssen COVID-19 Vaccine, Moderna COVID-19 Vaccine and Pfizer-BioNTech COVID-19 Vaccine). These data summarize the number of people who have received either their first dose or have completed the series for a COVID-19 vaccine. **A person can only be counted in one category, first dose or series complete.** For persons receiving Moderna or Pfizer vaccines, once they receive their second dose, they are moved from the first dose column to the series completed column. **Because of this, the total first dose category may show a change from report to report not matching the total receiving their first dose from the previous day.** Persons receiving Johnson & Johnson vaccines will always be counted in the series completed column.

COVID-19 doses for vaccinated persons in Florida	
Doses administered	257,588
People receiving one dose of a 1-dose series (Johnson & Johnson) or receiving only one dose of a 2-dose series (Moderna, Pfizer) count once. Persons receiving both doses of a 2-dose series count twice.	

Current status of persons vaccinated for COVID-19 in Florida	
Total people vaccinated	152,999
First dose	34,497
Series completed	118,502
Completed 1-dose series	13,913
Completed 2-dose series	104,589
<b>First dose:</b> current number of people who have only received their first dose of the Moderna or Pfizer vaccine.	
<b>Series complete:</b> current number of people who have received both Moderna or Pfizer vaccine doses or one Johnson & Johnson dose and are considered fully immunized.	

Demographic summary	First dose	Series complete	Total people vaccinated
Age group	34,497	118,502	152,999
16-24 years	5,643	8,351	13,994
25-34 years	5,678	12,220	17,898
35-44 years	6,512	16,529	23,041
45-54 years	6,355	20,744	27,099
55-64 years	5,151	23,662	28,813
65-74 years	3,093	23,070	26,163
75-84 years	1,573	10,818	12,391
85+ years	492	3,108	3,600
Race	34,497	118,502	152,999
White	17,635	71,075	88,710
Black	2,008	6,335	8,343
American Indian/Alaskan	177	528	705
Other	6,917	21,159	28,076
Unknown	7,760	19,405	27,165
Other race includes Asian, native Hawaiian/Pacific Islander, or other.			
Ethnicity	34,497	118,502	152,999
Hispanic	13,594	36,928	50,522
Non-Hispanic	7,501	42,309	49,810
Unknown	13,402	39,265	52,667
Gender	34,497	118,502	152,999
Female	18,423	65,826	84,249
Male	16,010	52,587	68,597
Unknown	64	89	153



# COVID-19: Palm Beach County vaccine summary

Vaccination data through May 16, 2021 as of May 17, 2021 at 12:05 AM

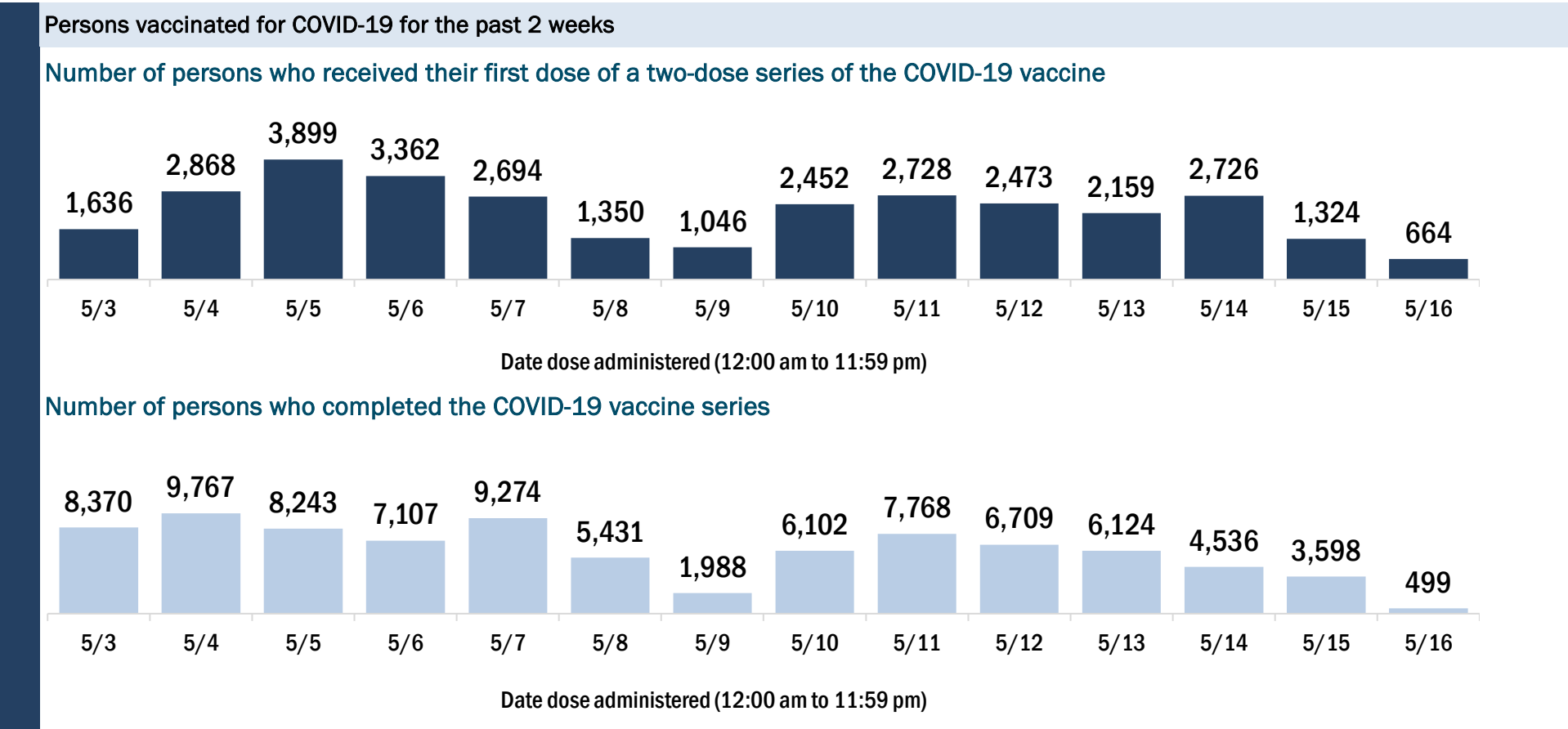
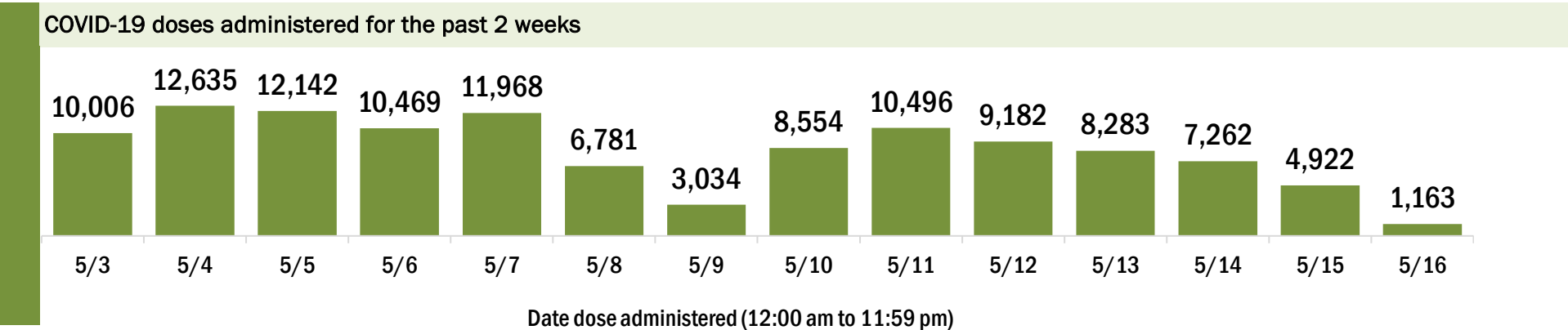
Data in this report are provisional and subject to change.

Data in this summary pertain to COVID-19 vaccines approved by the U.S. Food and Drug Administration and have been issued an Emergency Use Authorization (Janssen COVID-19 Vaccine, Moderna COVID-19 Vaccine and Pfizer-BioNTech COVID-19 Vaccine). These data summarize the number of people who have received either their first dose or have completed the series for a COVID-19 vaccine. **A person can only be counted in one category, first dose or series complete.** For persons receiving Moderna or Pfizer vaccines, once they receive their second dose, they are moved from the first dose column to the series completed column. **Because of this, the total first dose category may show a change from report to report not matching the total receiving their first dose from the previous day.** Persons receiving Johnson & Johnson vaccines will always be counted in the series completed column.

COVID-19 doses for vaccinated persons in Florida	
Doses administered	1,213,719
People receiving one dose of a 1-dose series (Johnson & Johnson) or receiving only one dose of a 2-dose series (Moderna, Pfizer) count once. Persons receiving both doses of a 2-dose series count twice.	

Current status of persons vaccinated for COVID-19 in Florida	
Total people vaccinated	702,214
First dose	142,412
Series completed	559,802
Completed 1-dose series	48,297
Completed 2-dose series	511,505
First dose: current number of people who have only received their first dose of the Moderna or Pfizer vaccine.	
Series complete: current number of people who have received both Moderna or Pfizer vaccine doses or one Johnson & Johnson dose and are considered fully immunized.	

Demographic summary	First dose	Series complete	Total people vaccinated
Age group	142,412	559,802	702,214
16-24 years	14,434	25,544	39,978
25-34 years	16,917	37,644	54,561
35-44 years	19,517	53,078	72,595
45-54 years	22,395	75,394	97,789
55-64 years	24,650	108,949	133,599
65-74 years	22,439	133,827	156,266
75-84 years	14,979	89,180	104,159
85+ years	7,081	36,186	43,267
Race	142,412	559,802	702,214
White	80,775	354,737	435,512
Black	13,358	32,503	45,861
American Indian/Alaskan	722	1,663	2,385
Other	16,201	54,106	70,307
Unknown	31,356	116,793	148,149
Other race includes Asian, native Hawaiian/Pacific Islander, or other.			
Ethnicity	142,412	559,802	702,214
Hispanic	26,719	62,427	89,146
Non-Hispanic	60,471	285,817	346,288
Unknown	55,222	211,558	266,780
Gender	142,412	559,802	702,214
Female	75,269	311,977	387,246
Male	66,636	247,436	314,072
Unknown	507	389	896





# COVID-19: Pasco County vaccine summary

Vaccination data through May 16, 2021 as of May 17, 2021 at 12:05 AM

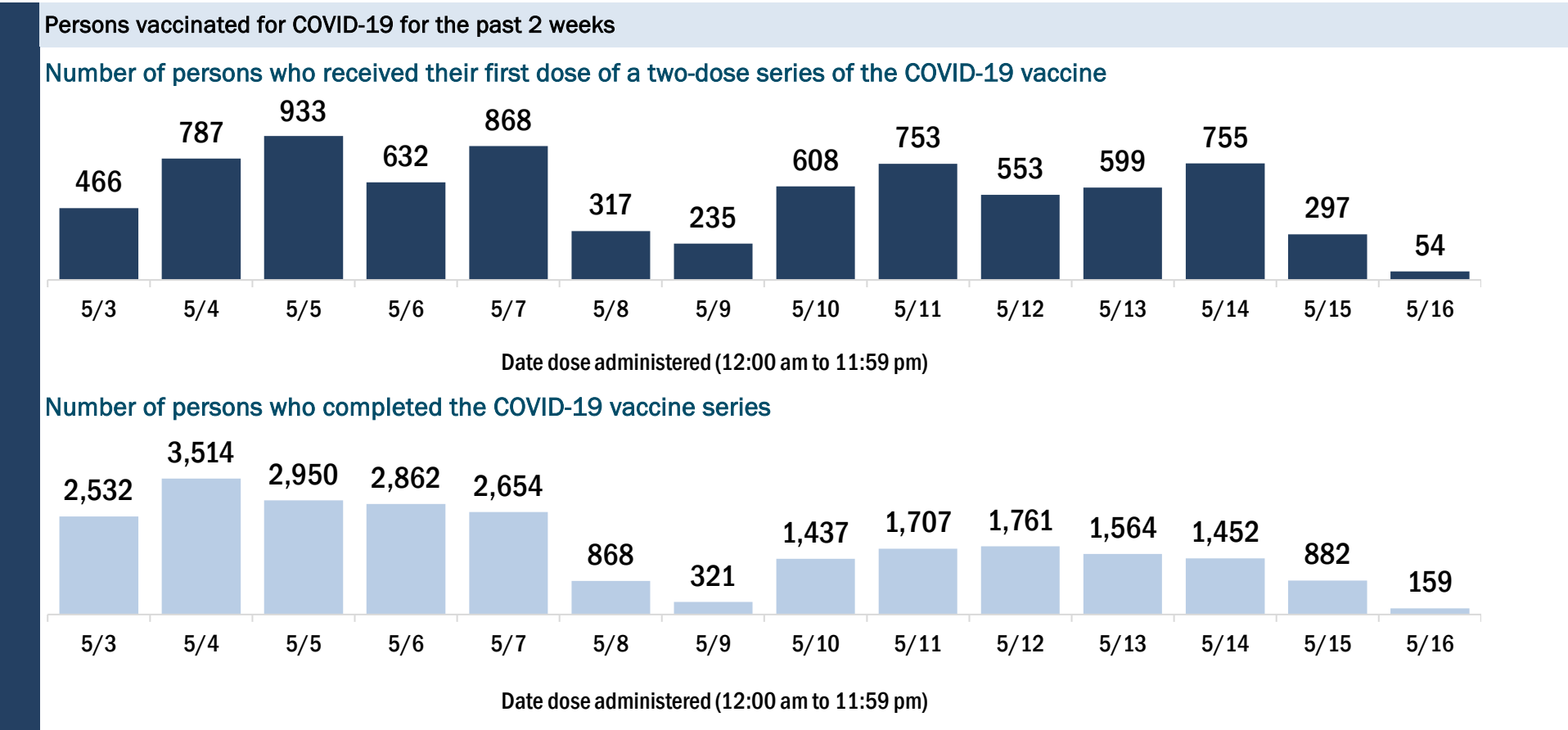
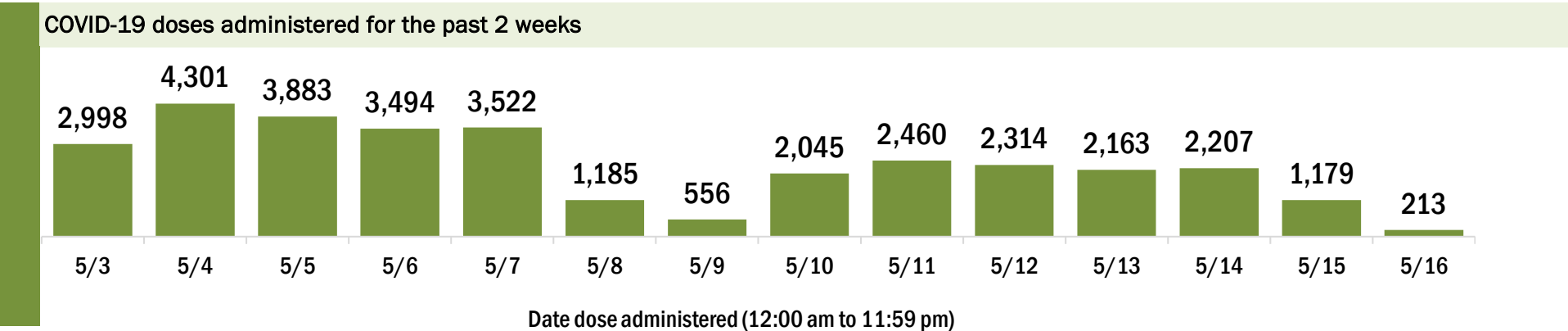
Data in this report are provisional and subject to change.

Data in this summary pertain to COVID-19 vaccines approved by the U.S. Food and Drug Administration and have been issued an Emergency Use Authorization (Janssen COVID-19 Vaccine, Moderna COVID-19 Vaccine and Pfizer-BioNTech COVID-19 Vaccine). These data summarize the number of people who have received either their first dose or have completed the series for a COVID-19 vaccine. **A person can only be counted in one category, first dose or series complete.** For persons receiving Moderna or Pfizer vaccines, once they receive their second dose, they are moved from the first dose column to the series completed column. **Because of this, the total first dose category may show a change from report to report not matching the total receiving their first dose from the previous day.** Persons receiving Johnson & Johnson vaccines will always be counted in the series completed column.

COVID-19 doses for vaccinated persons in Florida	
Doses administered	374,880
People receiving one dose of a 1-dose series (Johnson & Johnson) or receiving only one dose of a 2-dose series (Moderna, Pfizer) count once. Persons receiving both doses of a 2-dose series count twice.	

Current status of persons vaccinated for COVID-19 in Florida	
Total people vaccinated	216,221
First dose	42,744
Series completed	173,477
Completed 1-dose series	14,818
Completed 2-dose series	158,659
First dose: current number of people who have only received their first dose of the Moderna or Pfizer vaccine.	
Series complete: current number of people who have received both Moderna or Pfizer vaccine doses or one Johnson & Johnson dose and are considered fully immunized.	

Demographic summary	First dose	Series complete	Total people vaccinated
Age group	42,744	173,477	216,221
16-24 years	4,364	7,927	12,291
25-34 years	4,321	10,355	14,676
35-44 years	5,507	17,070	22,577
45-54 years	6,508	23,876	30,384
55-64 years	7,448	34,460	41,908
65-74 years	7,807	44,926	52,733
75-84 years	5,086	26,859	31,945
85+ years	1,703	8,004	9,707
Race	42,744	173,477	216,221
White	29,198	129,100	158,298
Black	1,855	5,172	7,027
American Indian/Alaskan	245	649	894
Other	4,868	16,655	21,523
Unknown	6,578	21,901	28,479
Other race includes Asian, native Hawaiian/Pacific Islander, or other.			
Ethnicity	42,744	173,477	216,221
Hispanic	4,383	11,331	15,714
Non-Hispanic	21,908	103,340	125,248
Unknown	16,453	58,806	75,259
Gender	42,744	173,477	216,221
Female	22,941	98,610	121,551
Male	19,762	74,749	94,511
Unknown	41	118	159





# COVID-19: Pinellas County vaccine summary

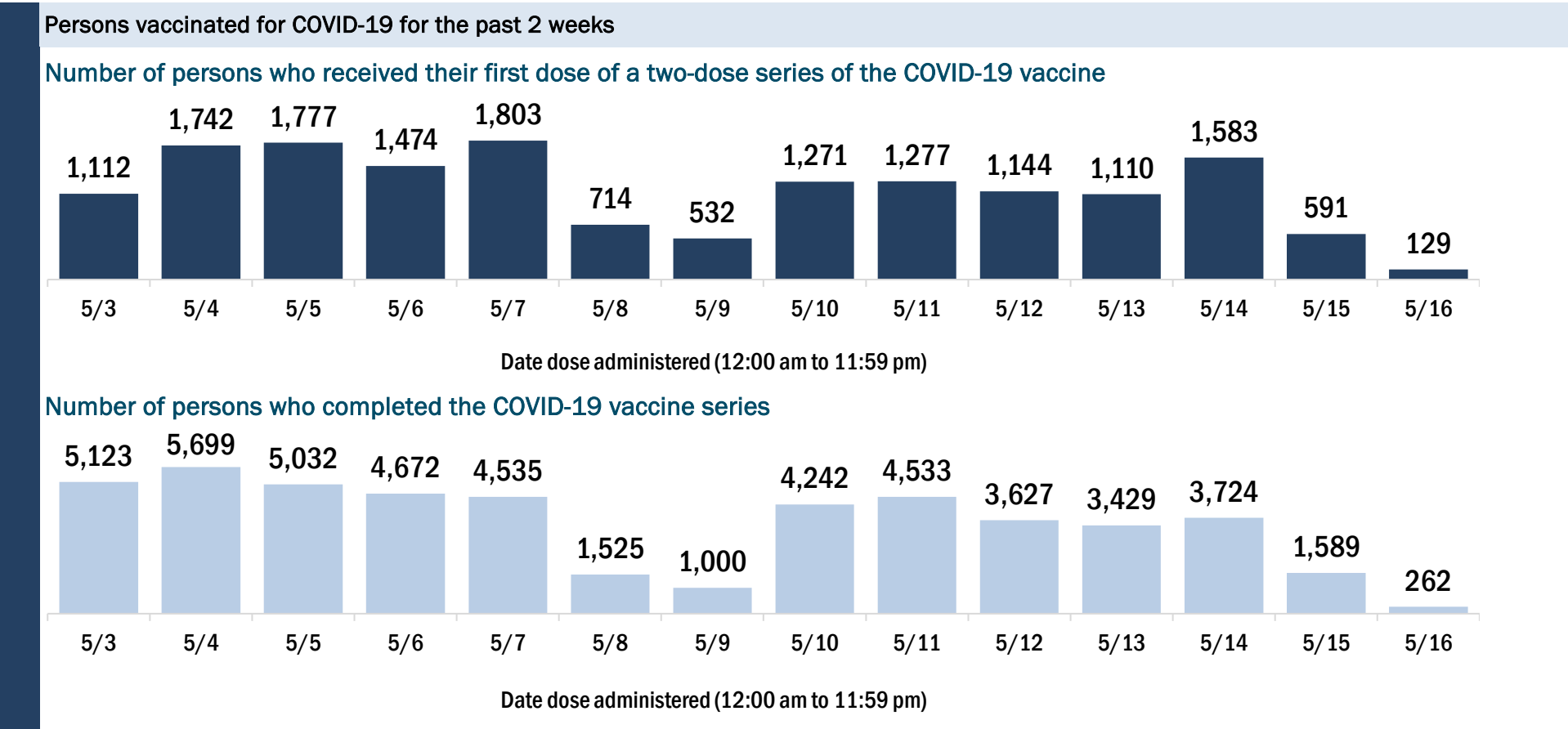
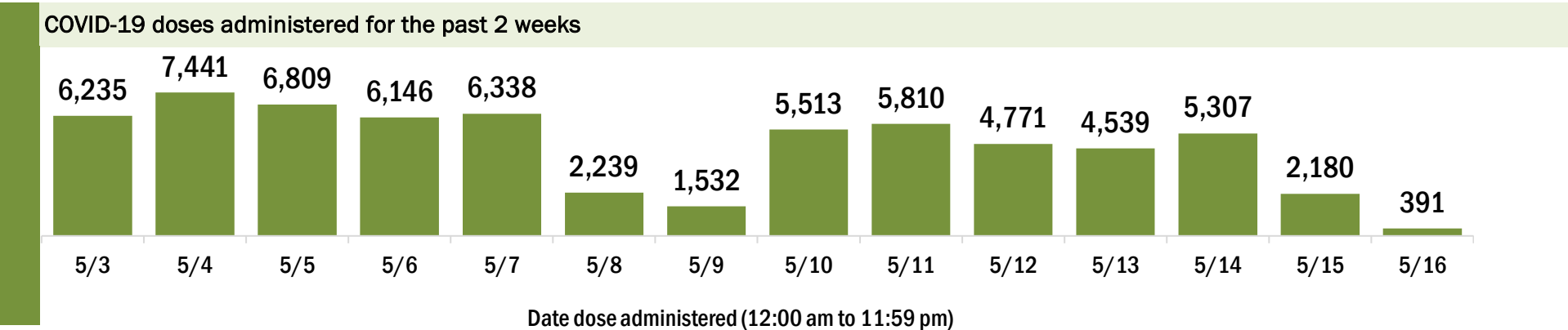
Vaccination data through May 16, 2021 as of May 17, 2021 at 12:05 AM

Data in this report are provisional and subject to change.

Data in this summary pertain to COVID-19 vaccines approved by the U.S. Food and Drug Administration and have been issued an Emergency Use Authorization (Janssen COVID-19 Vaccine, Moderna COVID-19 Vaccine and Pfizer-BioNTech COVID-19 Vaccine). These data summarize the number of people who have received either their first dose or have completed the series for a COVID-19 vaccine. **A person can only be counted in one category, first dose or series complete.** For persons receiving Moderna or Pfizer vaccines, once they receive their second dose, they are moved from the first dose column to the series completed column. **Because of this, the total first dose category may show a change from report to report not matching the total receiving their first dose from the previous day.** Persons receiving Johnson & Johnson vaccines will always be counted in the series completed column.

COVID-19 doses for vaccinated persons in Florida	
Doses administered	803,796
People receiving one dose of a 1-dose series (Johnson & Johnson) or receiving only one dose of a 2-dose series (Moderna, Pfizer) count once. Persons receiving both doses of a 2-dose series count twice.	
Current status of persons vaccinated for COVID-19 in Florida	
Total people vaccinated	452,164
First dose	75,463
Series completed	376,701
Completed 1-dose series	25,069
Completed 2-dose series	351,632
First dose: current number of people who have only received their first dose of the Moderna or Pfizer vaccine.	
Series complete: current number of people who have received both Moderna or Pfizer vaccine doses or one Johnson & Johnson dose and are considered fully immunized.	

Demographic summary		First dose	Series complete	Total people vaccinated
Age group		75,463	376,701	452,164
16-24 years		7,617	15,450	23,067
25-34 years		9,469	28,065	37,534
35-44 years		9,822	34,583	44,405
45-54 years		10,904	48,604	59,508
55-64 years		13,981	84,358	98,339
65-74 years		12,835	96,094	108,929
75-84 years		7,485	50,509	57,994
85+ years		3,350	19,038	22,388
Race		75,463	376,701	452,164
White		47,623	279,362	326,985
Black		5,241	16,230	21,471
American Indian/Alaskan		349	890	1,239
Other		7,943	31,152	39,095
Unknown		14,307	49,067	63,374
Other race includes Asian, native Hawaiian/Pacific Islander, or other.				
Ethnicity		75,463	376,701	452,164
Hispanic		4,908	13,667	18,575
Non-Hispanic		38,912	234,601	273,513
Unknown		31,643	128,433	160,076
Gender		75,463	376,701	452,164
Female		40,468	211,849	252,317
Male		34,819	164,254	199,073
Unknown		176	598	774



# COVID-19: Polk County vaccine summary

Vaccination data through May 16, 2021 as of May 17, 2021 at 12:05 AM

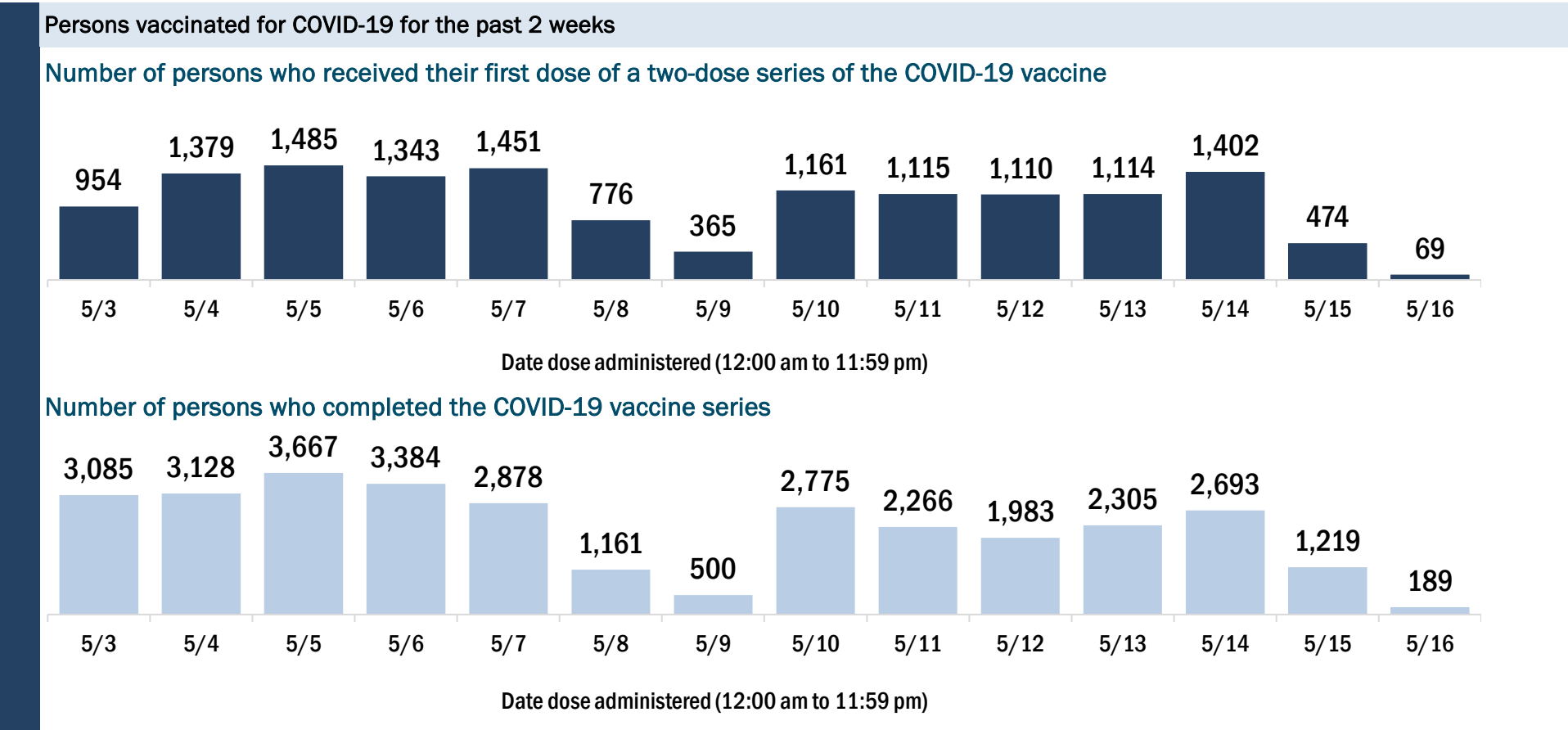
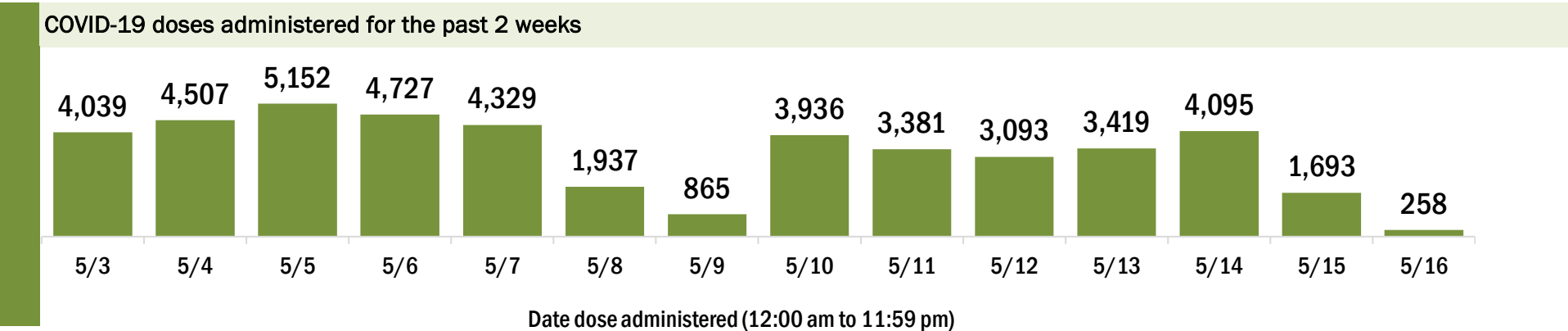
Data in this report are provisional and subject to change.

Data in this summary pertain to COVID-19 vaccines approved by the U.S. Food and Drug Administration and have been issued an Emergency Use Authorization (Janssen COVID-19 Vaccine, Moderna COVID-19 Vaccine and Pfizer-BioNTech COVID-19 Vaccine). These data summarize the number of people who have received either their first dose or have completed the series for a COVID-19 vaccine. **A person can only be counted in one category, first dose or series complete.** For persons receiving Moderna or Pfizer vaccines, once they receive their second dose, they are moved from the first dose column to the series completed column. **Because of this, the total first dose category may show a change from report to report not matching the total receiving their first dose from the previous day.** Persons receiving Johnson & Johnson vaccines will always be counted in the series completed column.

COVID-19 doses for vaccinated persons in Florida	
Doses administered	445,069
People receiving one dose of a 1-dose series (Johnson & Johnson) or receiving only one dose of a 2-dose series (Moderna, Pfizer) count once. Persons receiving both doses of a 2-dose series count twice.	

Current status of persons vaccinated for COVID-19 in Florida	
Total people vaccinated	261,146
First dose	62,520
Series completed	198,626
Completed 1-dose series	14,703
Completed 2-dose series	183,923
First dose: current number of people who have only received their first dose of the Moderna or Pfizer vaccine.	
Series complete: current number of people who have received both Moderna or Pfizer vaccine doses or one Johnson & Johnson dose and are considered fully immunized.	

Demographic summary	First dose	Series complete	Total people vaccinated
Age group	62,520	198,626	261,146
16-24 years	6,360	8,578	14,938
25-34 years	7,696	14,080	21,776
35-44 years	8,779	18,136	26,915
45-54 years	9,603	25,174	34,777
55-64 years	10,765	38,716	49,481
65-74 years	10,527	53,252	63,779
75-84 years	6,535	31,554	38,089
85+ years	2,255	9,136	11,391
Race	62,520	198,626	261,146
White	36,535	137,248	173,783
Black	5,768	13,824	19,592
American Indian/Alaskan	469	914	1,383
Other	7,839	18,477	26,316
Unknown	11,909	28,163	40,072
Other race includes Asian, native Hawaiian/Pacific Islander, or other.			
Ethnicity	62,520	198,626	261,146
Hispanic	12,804	24,572	37,376
Non-Hispanic	25,900	109,749	135,649
Unknown	23,816	64,305	88,121
Gender	62,520	198,626	261,146
Female	32,629	111,128	143,757
Male	29,773	87,393	117,166
Unknown	118	105	223



# COVID-19: Putnam County vaccine summary

Vaccination data through May 16, 2021 as of May 17, 2021 at 12:05 AM

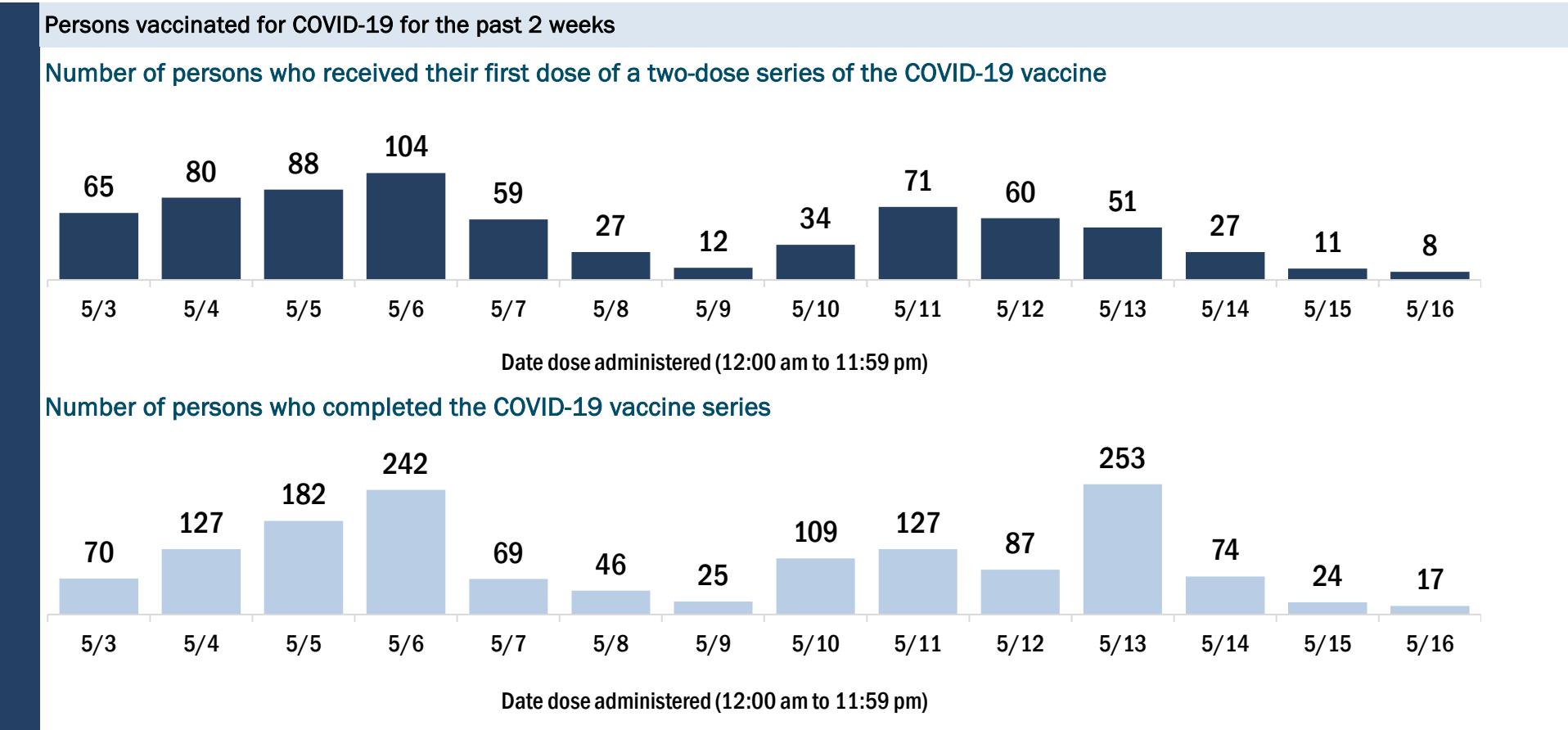
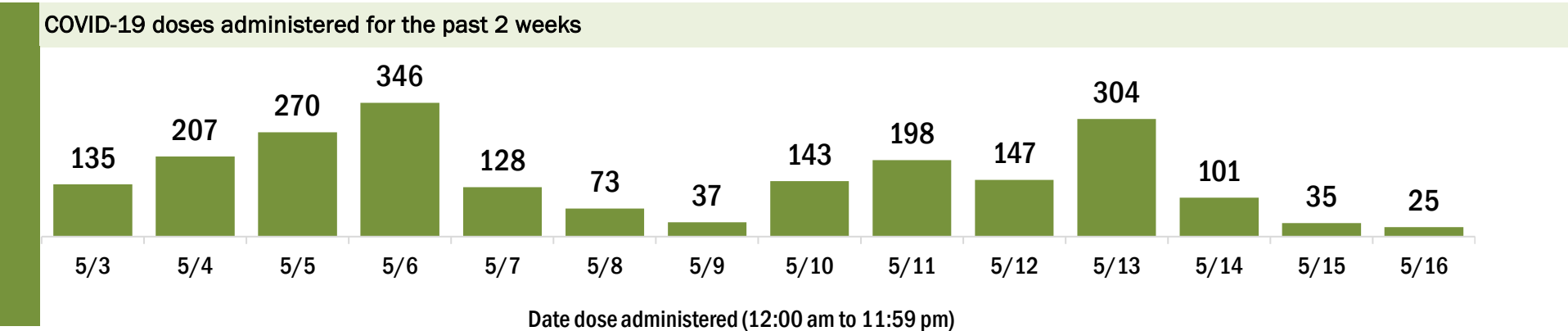
Data in this report are provisional and subject to change.

Data in this summary pertain to COVID-19 vaccines approved by the U.S. Food and Drug Administration and have been issued an Emergency Use Authorization (Janssen COVID-19 Vaccine, Moderna COVID-19 Vaccine and Pfizer-BioNTech COVID-19 Vaccine). These data summarize the number of people who have received either their first dose or have completed the series for a COVID-19 vaccine. **A person can only be counted in one category, first dose or series complete.** For persons receiving Moderna or Pfizer vaccines, once they receive their second dose, they are moved from the first dose column to the series completed column. **Because of this, the total first dose category may show a change from report to report not matching the total receiving their first dose from the previous day.** Persons receiving Johnson & Johnson vaccines will always be counted in the series completed column.

COVID-19 doses for vaccinated persons in Florida	
Doses administered	33,279
People receiving one dose of a 1-dose series (Johnson & Johnson) or receiving only one dose of a 2-dose series (Moderna, Pfizer) count once. Persons receiving both doses of a 2-dose series count twice.	

Current status of persons vaccinated for COVID-19 in Florida	
Total people vaccinated	19,548
First dose	4,781
Series completed	14,767
Completed 1-dose series	1,036
Completed 2-dose series	13,731
First dose: current number of people who have only received their first dose of the Moderna or Pfizer vaccine.	
Series complete: current number of people who have received both Moderna or Pfizer vaccine doses or one Johnson & Johnson dose and are considered fully immunized.	

Demographic summary	First dose	Series complete	Total people vaccinated
Age group	4,781	14,767	19,548
16-24 years	266	319	585
25-34 years	305	592	897
35-44 years	365	844	1,209
45-54 years	546	1,453	1,999
55-64 years	1,051	3,300	4,351
65-74 years	1,272	4,837	6,109
75-84 years	733	2,613	3,346
85+ years	243	809	1,052
Race	4,781	14,767	19,548
White	3,441	11,508	14,949
Black	487	1,608	2,095
American Indian/Alaskan	44	112	156
Other	446	841	1,287
Unknown	363	698	1,061
Other race includes Asian, native Hawaiian/Pacific Islander, or other.			
Ethnicity	4,781	14,767	19,548
Hispanic	326	680	1,006
Non-Hispanic	3,517	11,672	15,189
Unknown	938	2,415	3,353
Gender	4,781	14,767	19,548
Female	2,568	8,305	10,873
Male	2,194	6,455	8,649
Unknown	19	7	26



# COVID-19: Santa Rosa County vaccine summary

Vaccination data through May 16, 2021 as of May 17, 2021 at 12:05 AM

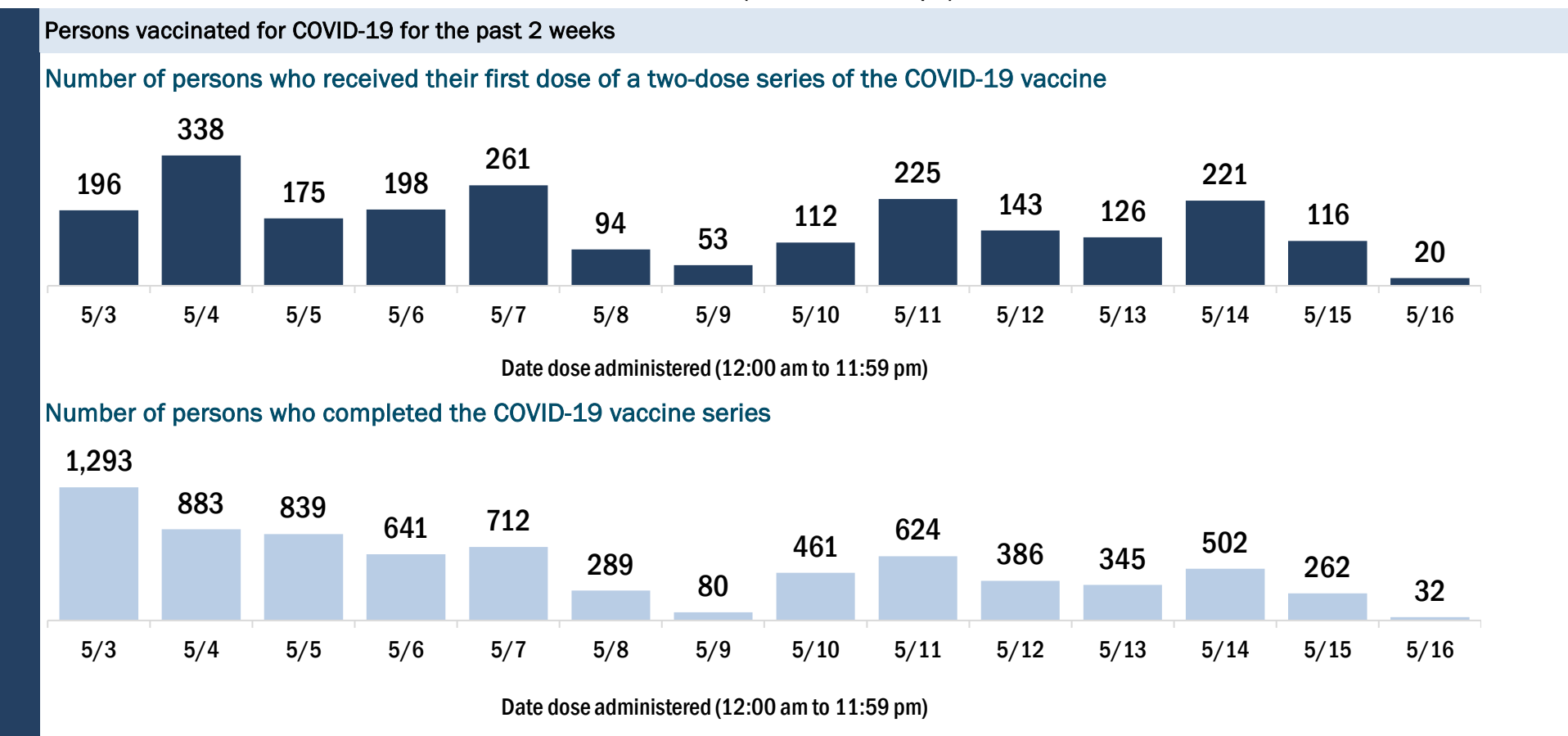
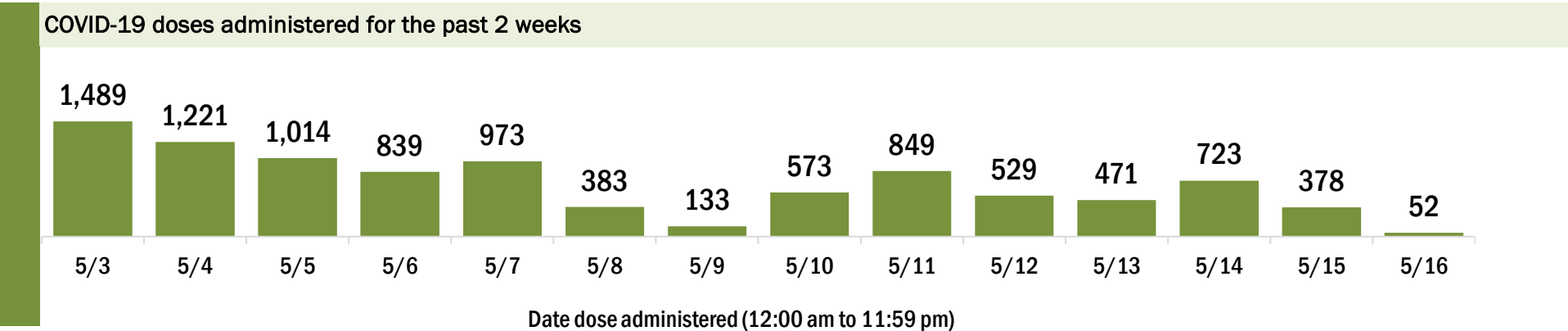
Data in this report are provisional and subject to change.

Data in this summary pertain to COVID-19 vaccines approved by the U.S. Food and Drug Administration and have been issued an Emergency Use Authorization (Janssen COVID-19 Vaccine, Moderna COVID-19 Vaccine and Pfizer-BioNTech COVID-19 Vaccine). These data summarize the number of people who have received either their first dose or have completed the series for a COVID-19 vaccine. **A person can only be counted in one category, first dose or series complete.** For persons receiving Moderna or Pfizer vaccines, once they receive their second dose, they are moved from the first dose column to the series completed column. **Because of this, the total first dose category may show a change from report to report not matching the total receiving their first dose from the previous day.** Persons receiving Johnson & Johnson vaccines will always be counted in the series completed column.

COVID-19 doses for vaccinated persons in Florida	
Doses administered	106,765
People receiving one dose of a 1-dose series (Johnson & Johnson) or receiving only one dose of a 2-dose series (Moderna, Pfizer) count once. Persons receiving both doses of a 2-dose series count twice.	

Current status of persons vaccinated for COVID-19 in Florida	
Total people vaccinated	60,809
First dose	11,735
Series completed	49,074
Completed 1-dose series	3,118
Completed 2-dose series	45,956
First dose: current number of people who have only received their first dose of the Moderna or Pfizer vaccine.	
Series complete: current number of people who have received both Moderna or Pfizer vaccine doses or one Johnson & Johnson dose and are considered fully immunized.	

Demographic summary	First dose	Series complete	Total people vaccinated
Age group	11,735	49,074	60,809
16-24 years	1,234	2,204	3,438
25-34 years	1,342	3,190	4,532
35-44 years	1,738	4,694	6,432
45-54 years	1,850	6,671	8,521
55-64 years	2,339	11,002	13,341
65-74 years	1,970	13,133	15,103
75-84 years	961	6,352	7,313
85+ years	301	1,828	2,129
Race	11,735	49,074	60,809
White	7,427	35,898	43,325
Black	702	1,753	2,455
American Indian/Alaskan	70	285	355
Other	907	3,432	4,339
Unknown	2,629	7,706	10,335
Other race includes Asian, native Hawaiian/Pacific Islander, or other.			
Ethnicity	11,735	49,074	60,809
Hispanic	588	1,584	2,172
Non-Hispanic	6,628	32,869	39,497
Unknown	4,519	14,621	19,140
Gender	11,735	49,074	60,809
Female	6,051	27,279	33,330
Male	5,673	21,777	27,450
Unknown	11	18	29





# COVID-19: Sarasota County vaccine summary

Vaccination data through May 16, 2021 as of May 17, 2021 at 12:05 AM

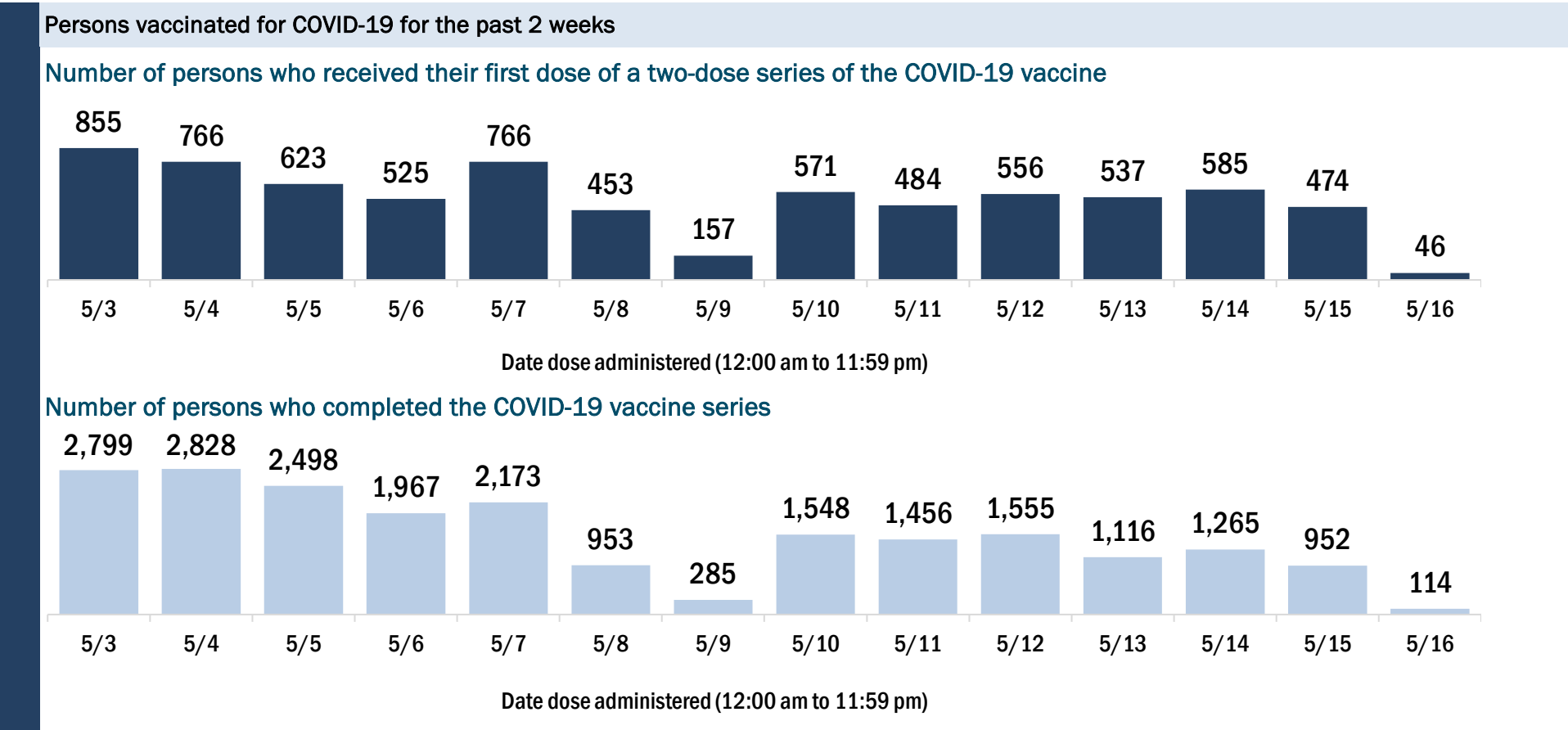
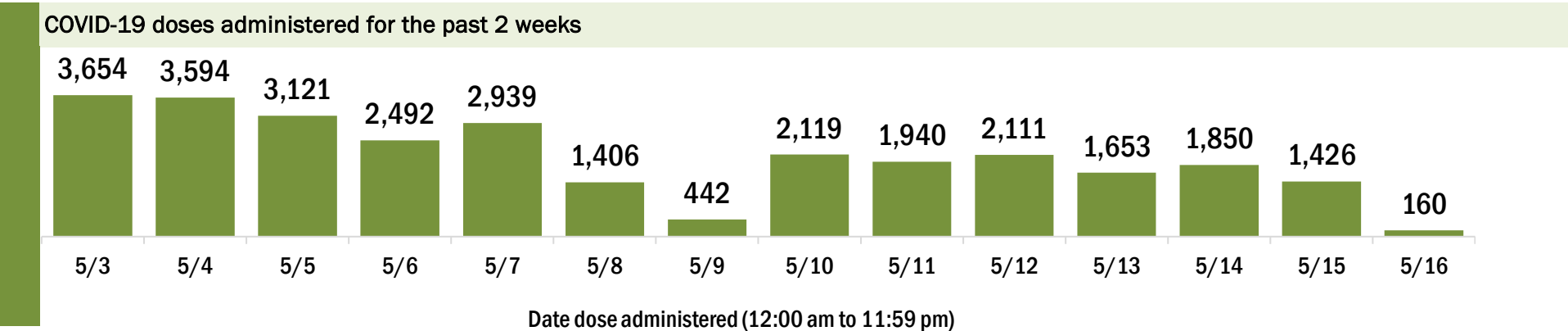
Data in this report are provisional and subject to change.

Data in this summary pertain to COVID-19 vaccines approved by the U.S. Food and Drug Administration and have been issued an Emergency Use Authorization (Janssen COVID-19 Vaccine, Moderna COVID-19 Vaccine and Pfizer-BioNTech COVID-19 Vaccine). These data summarize the number of people who have received either their first dose or have completed the series for a COVID-19 vaccine. **A person can only be counted in one category, first dose or series complete.** For persons receiving Moderna or Pfizer vaccines, once they receive their second dose, they are moved from the first dose column to the series completed column. **Because of this, the total first dose category may show a change from report to report not matching the total receiving their first dose from the previous day.** Persons receiving Johnson & Johnson vaccines will always be counted in the series completed column.

COVID-19 doses for vaccinated persons in Florida	
Doses administered	436,268
People receiving one dose of a 1-dose series (Johnson & Johnson) or receiving only one dose of a 2-dose series (Moderna, Pfizer) count once. Persons receiving both doses of a 2-dose series count twice.	

Current status of persons vaccinated for COVID-19 in Florida	
Total people vaccinated	248,507
First dose	49,642
Series completed	198,865
Completed 1-dose series	11,104
Completed 2-dose series	187,761
<b>First dose:</b> current number of people who have only received their first dose of the Moderna or Pfizer vaccine.	
<b>Series complete:</b> current number of people who have received both Moderna or Pfizer vaccine doses or one Johnson & Johnson dose and are considered fully immunized.	

Demographic summary	First dose	Series complete	Total people vaccinated
Age group	49,642	198,865	248,507
16-24 years	3,786	5,593	9,379
25-34 years	3,484	7,358	10,842
35-44 years	4,197	10,543	14,740
45-54 years	5,669	17,338	23,007
55-64 years	8,464	36,321	44,785
65-74 years	12,326	65,298	77,624
75-84 years	8,341	41,758	50,099
85+ years	3,375	14,656	18,031
Race	49,642	198,865	248,507
White	36,984	156,828	193,812
Black	1,163	3,042	4,205
American Indian/Alaskan	180	687	867
Other	3,537	13,555	17,092
Unknown	7,778	24,753	32,531
Other race includes Asian, native Hawaiian/Pacific Islander, or other.			
Ethnicity	49,642	198,865	248,507
Hispanic	4,027	8,147	12,174
Non-Hispanic	29,207	132,064	161,271
Unknown	16,408	58,654	75,062
Gender	49,642	198,865	248,507
Female	26,182	111,087	137,269
Male	23,344	87,653	110,997
Unknown	116	125	241



# COVID-19: Seminole County vaccine summary

Vaccination data through May 16, 2021 as of May 17, 2021 at 12:05 AM

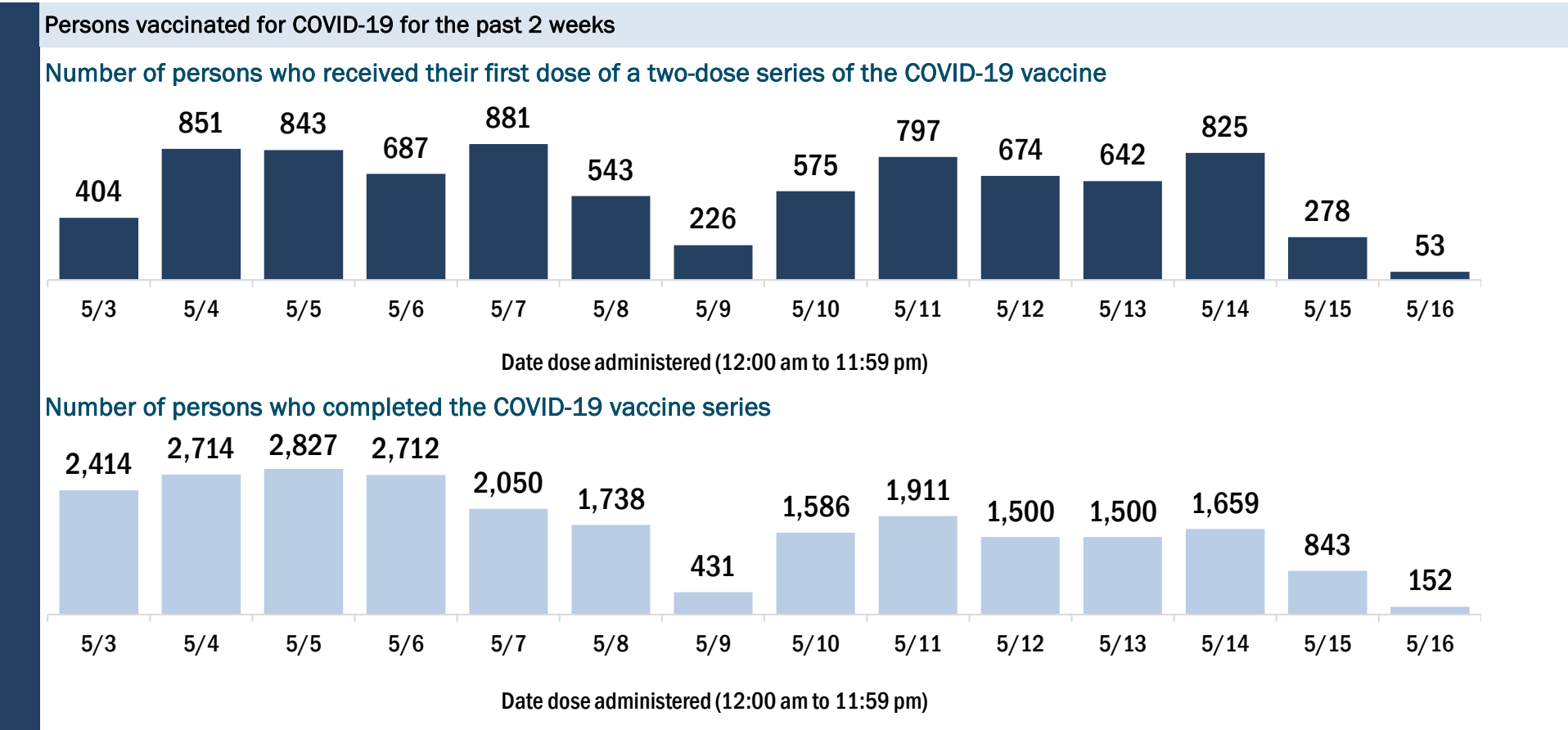
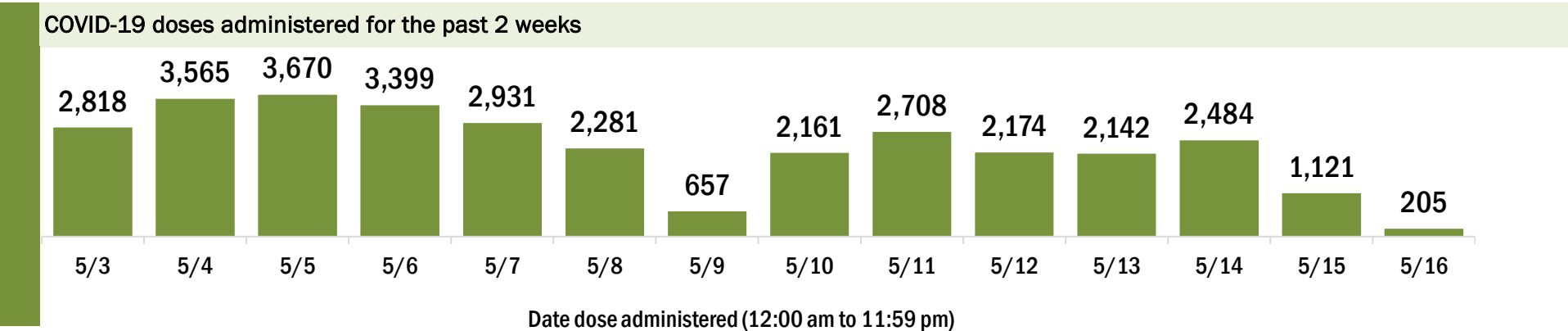
Data in this report are provisional and subject to change.

Data in this summary pertain to COVID-19 vaccines approved by the U.S. Food and Drug Administration and have been issued an Emergency Use Authorization (Janssen COVID-19 Vaccine, Moderna COVID-19 Vaccine and Pfizer-BioNTech COVID-19 Vaccine). These data summarize the number of people who have received either their first dose or have completed the series for a COVID-19 vaccine. **A person can only be counted in one category, first dose or series complete.** For persons receiving Moderna or Pfizer vaccines, once they receive their second dose, they are moved from the first dose column to the series completed column. **Because of this, the total first dose category may show a change from report to report not matching the total receiving their first dose from the previous day.** Persons receiving Johnson & Johnson vaccines will always be counted in the series completed column.

COVID-19 doses for vaccinated persons in Florida	
Doses administered	338,087
People receiving one dose of a 1-dose series (Johnson & Johnson) or receiving only one dose of a 2-dose series (Moderna, Pfizer) count once. Persons receiving both doses of a 2-dose series count twice.	

Current status of persons vaccinated for COVID-19 in Florida	
Total people vaccinated	191,501
First dose	32,590
Series completed	158,911
Completed 1-dose series	12,325
Completed 2-dose series	146,586
First dose: current number of people who have only received their first dose of the Moderna or Pfizer vaccine.	
Series complete: current number of people who have received both Moderna or Pfizer vaccine doses or one Johnson & Johnson dose and are considered fully immunized.	

Demographic summary	First dose	Series complete	Total people vaccinated
Age group	32,590	158,911	191,501
16-24 years	5,325	12,839	18,164
25-34 years	5,826	16,456	22,282
35-44 years	6,070	22,101	28,171
45-54 years	5,473	25,872	31,345
55-64 years	4,935	31,182	36,117
65-74 years	2,805	30,220	33,025
75-84 years	1,459	14,685	16,144
85+ years	697	5,556	6,253
Race	32,590	158,911	191,501
White	18,523	110,952	129,475
Black	2,757	10,578	13,335
American Indian/Alaskan	172	661	833
Other	5,590	22,948	28,538
Unknown	5,548	13,772	19,320
Other race includes Asian, native Hawaiian/Pacific Islander, or other.			
Ethnicity	32,590	158,911	191,501
Hispanic	5,882	20,697	26,579
Non-Hispanic	14,529	100,453	114,982
Unknown	12,179	37,761	49,940
Gender	32,590	158,911	191,501
Female	17,161	88,474	105,635
Male	15,335	70,310	85,645
Unknown	94	127	221



# COVID-19: St. Johns County vaccine summary

Vaccination data through May 16, 2021 as of May 17, 2021 at 12:05 AM

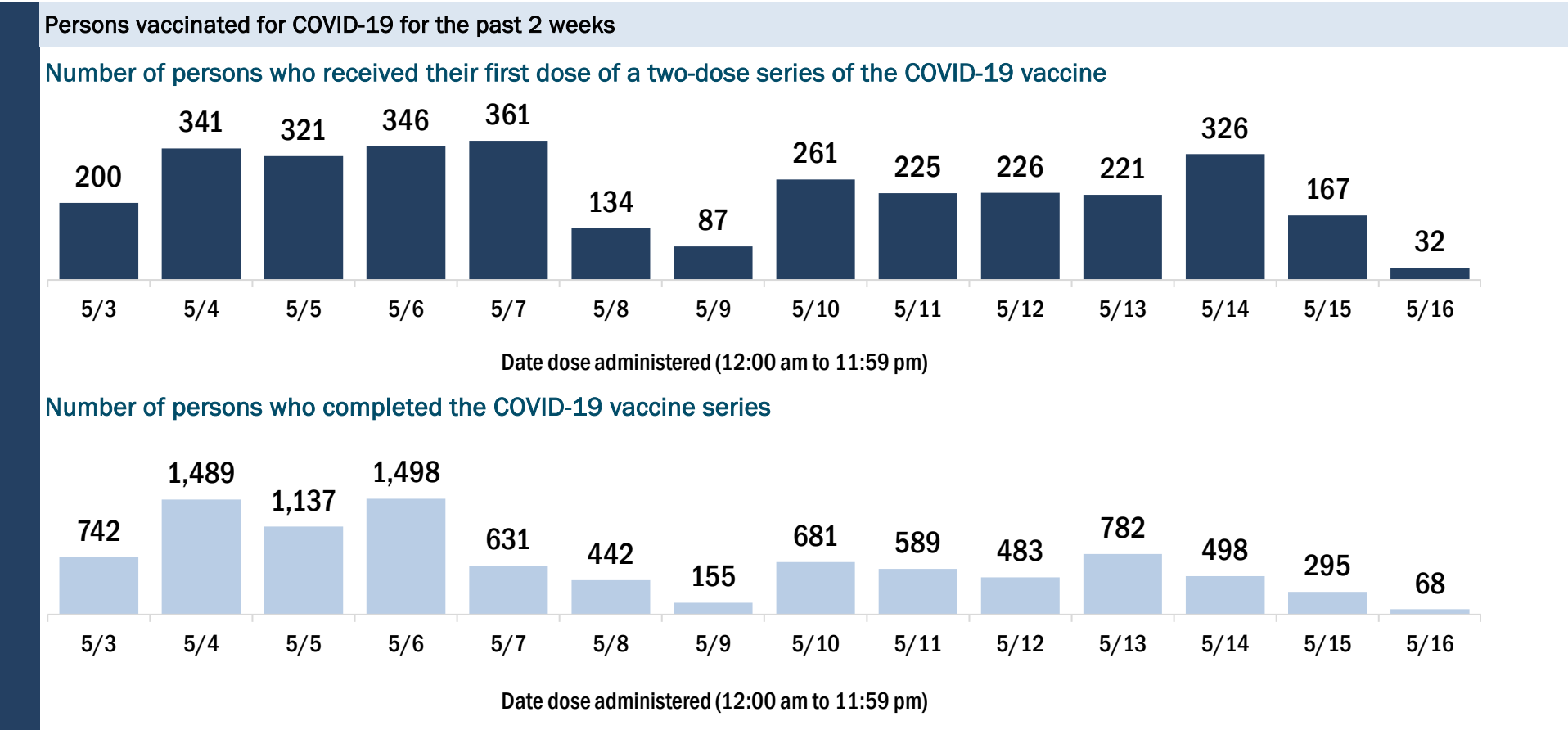
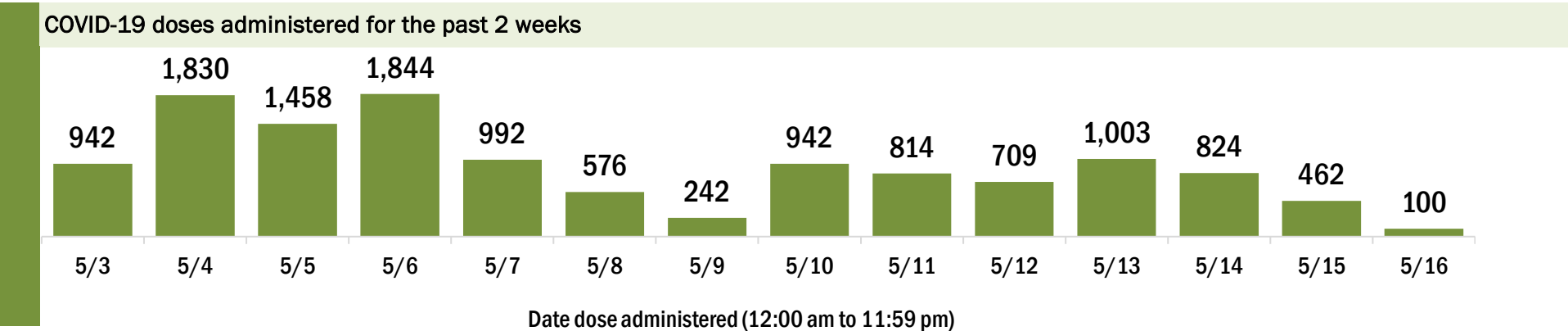
Data in this report are provisional and subject to change.

Data in this summary pertain to COVID-19 vaccines approved by the U.S. Food and Drug Administration and have been issued an Emergency Use Authorization (Janssen COVID-19 Vaccine, Moderna COVID-19 Vaccine and Pfizer-BioNTech COVID-19 Vaccine). These data summarize the number of people who have received either their first dose or have completed the series for a COVID-19 vaccine. **A person can only be counted in one category, first dose or series complete.** For persons receiving Moderna or Pfizer vaccines, once they receive their second dose, they are moved from the first dose column to the series completed column. **Because of this, the total first dose category may show a change from report to report not matching the total receiving their first dose from the previous day.** Persons receiving Johnson & Johnson vaccines will always be counted in the series completed column.

COVID-19 doses for vaccinated persons in Florida	
Doses administered	240,009
People receiving one dose of a 1-dose series (Johnson & Johnson) or receiving only one dose of a 2-dose series (Moderna, Pfizer) count once. Persons receiving both doses of a 2-dose series count twice.	

Current status of persons vaccinated for COVID-19 in Florida	
Total people vaccinated	131,282
First dose	16,014
Series completed	115,268
Completed 1-dose series	6,541
Completed 2-dose series	108,727
First dose: current number of people who have only received their first dose of the Moderna or Pfizer vaccine.	
Series complete: current number of people who have received both Moderna or Pfizer vaccine doses or one Johnson & Johnson dose and are considered fully immunized.	

Demographic summary	First dose	Series complete	Total people vaccinated
Age group	16,014	115,268	131,282
16-24 years	2,527	6,572	9,099
25-34 years	1,886	6,966	8,852
35-44 years	2,650	14,498	17,148
45-54 years	2,709	17,464	20,173
55-64 years	2,653	23,191	25,844
65-74 years	2,079	28,571	30,650
75-84 years	1,069	13,911	14,980
85+ years	441	4,095	4,536
Race	16,014	115,268	131,282
White	9,848	85,704	95,552
Black	635	3,477	4,112
American Indian/Alaskan	50	325	375
Other	1,885	11,085	12,970
Unknown	3,596	14,677	18,273
Other race includes Asian, native Hawaiian/Pacific Islander, or other.			
Ethnicity	16,014	115,268	131,282
Hispanic	982	4,988	5,970
Non-Hispanic	8,233	76,228	84,461
Unknown	6,799	34,052	40,851
Gender	16,014	115,268	131,282
Female	8,375	63,405	71,780
Male	7,611	51,844	59,455
Unknown	28	19	47



# COVID-19: St. Lucie County vaccine summary

Vaccination data through May 16, 2021 as of May 17, 2021 at 12:05 AM

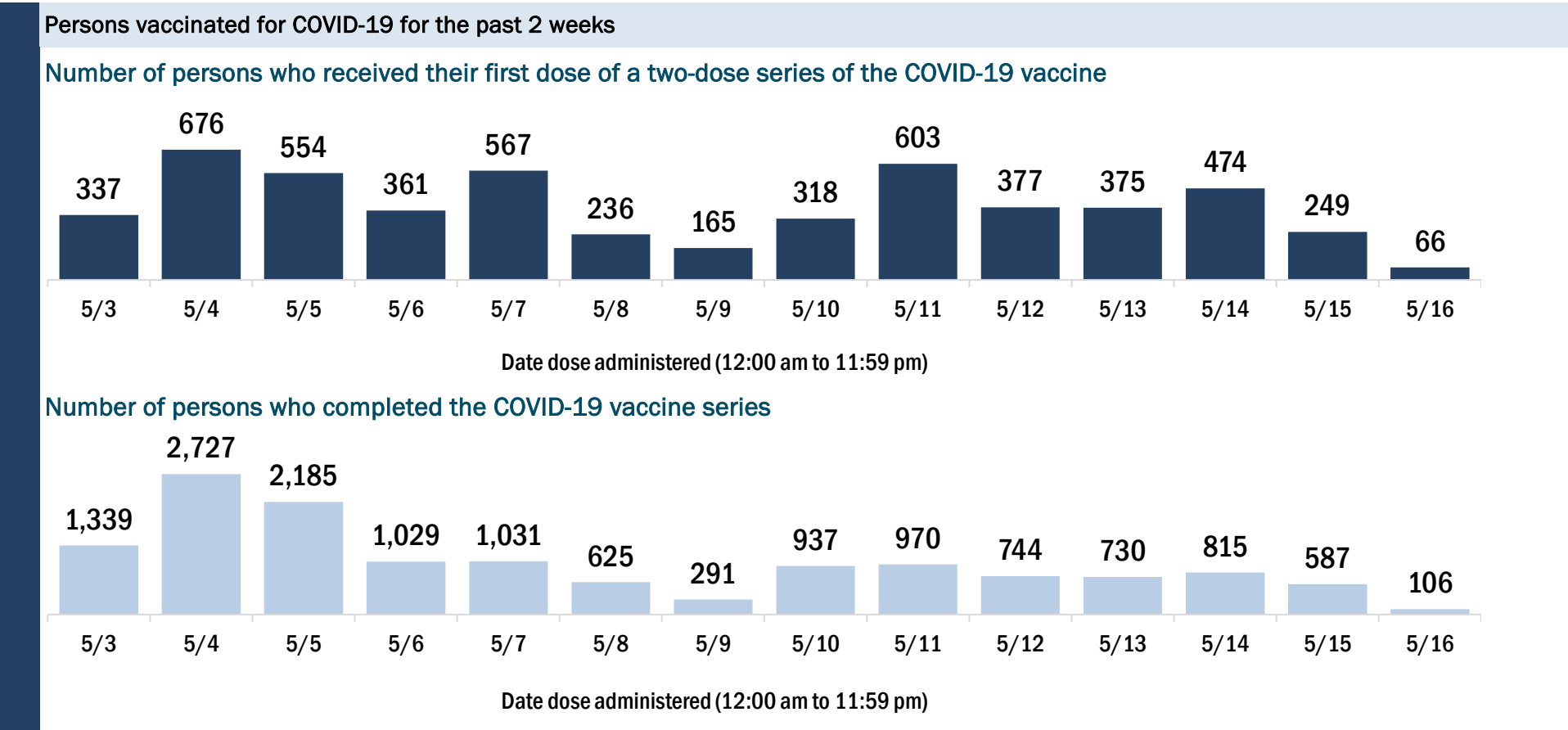
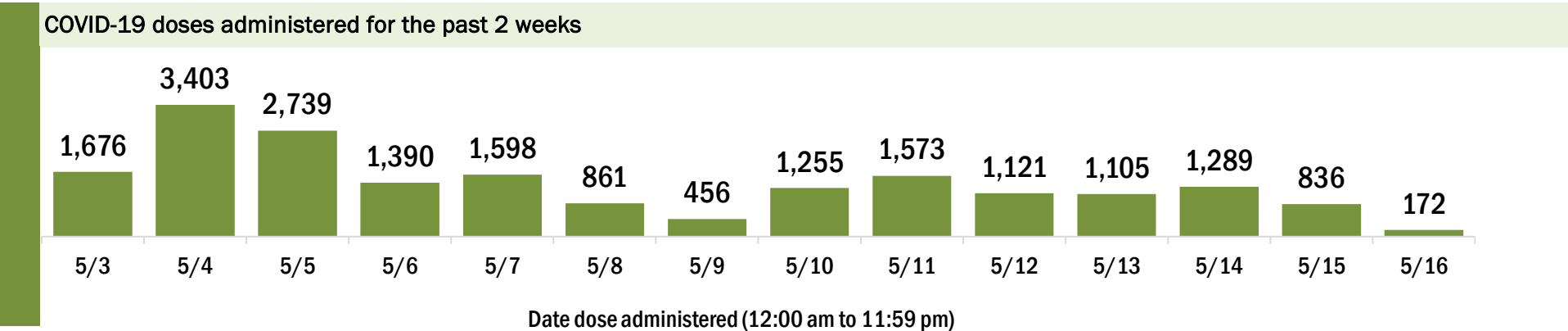
Data in this report are provisional and subject to change.

Data in this summary pertain to COVID-19 vaccines approved by the U.S. Food and Drug Administration and have been issued an Emergency Use Authorization (Janssen COVID-19 Vaccine, Moderna COVID-19 Vaccine and Pfizer-BioNTech COVID-19 Vaccine). These data summarize the number of people who have received either their first dose or have completed the series for a COVID-19 vaccine. **A person can only be counted in one category, first dose or series complete.** For persons receiving Moderna or Pfizer vaccines, once they receive their second dose, they are moved from the first dose column to the series completed column. **Because of this, the total first dose category may show a change from report to report not matching the total receiving their first dose from the previous day.** Persons receiving Johnson & Johnson vaccines will always be counted in the series completed column.

COVID-19 doses for vaccinated persons in Florida	
Doses administered	224,310
People receiving one dose of a 1-dose series (Johnson & Johnson) or receiving only one dose of a 2-dose series (Moderna, Pfizer) count once. Persons receiving both doses of a 2-dose series count twice.	

Current status of persons vaccinated for COVID-19 in Florida	
Total people vaccinated	129,134
First dose	29,183
Series completed	99,951
Completed 1-dose series	4,775
Completed 2-dose series	95,176
First dose: current number of people who have only received their first dose of the Moderna or Pfizer vaccine.	
Series complete: current number of people who have received both Moderna or Pfizer vaccine doses or one Johnson & Johnson dose and are considered fully immunized.	

Demographic summary	First dose	Series complete	Total people vaccinated
Age group	29,183	99,951	129,134
16-24 years	2,459	3,658	6,117
25-34 years	2,536	5,045	7,581
35-44 years	3,369	7,526	10,895
45-54 years	4,266	11,910	16,176
55-64 years	6,041	20,811	26,852
65-74 years	5,860	29,444	35,304
75-84 years	3,437	16,563	20,000
85+ years	1,215	4,994	6,209
Race	29,183	99,951	129,134
White	17,357	64,556	81,913
Black	3,244	9,504	12,748
American Indian/Alaskan	173	454	627
Other	3,070	9,450	12,520
Unknown	5,339	15,987	21,326
Other race includes Asian, native Hawaiian/Pacific Islander, or other.			
Ethnicity	29,183	99,951	129,134
Hispanic	4,360	10,803	15,163
Non-Hispanic	13,180	55,182	68,362
Unknown	11,643	33,966	45,609
Gender	29,183	99,951	129,134
Female	15,495	56,001	71,496
Male	13,600	43,877	57,477
Unknown	88	73	161





# COVID-19: Sumter County vaccine summary

Vaccination data through May 16, 2021 as of May 17, 2021 at 12:05 AM

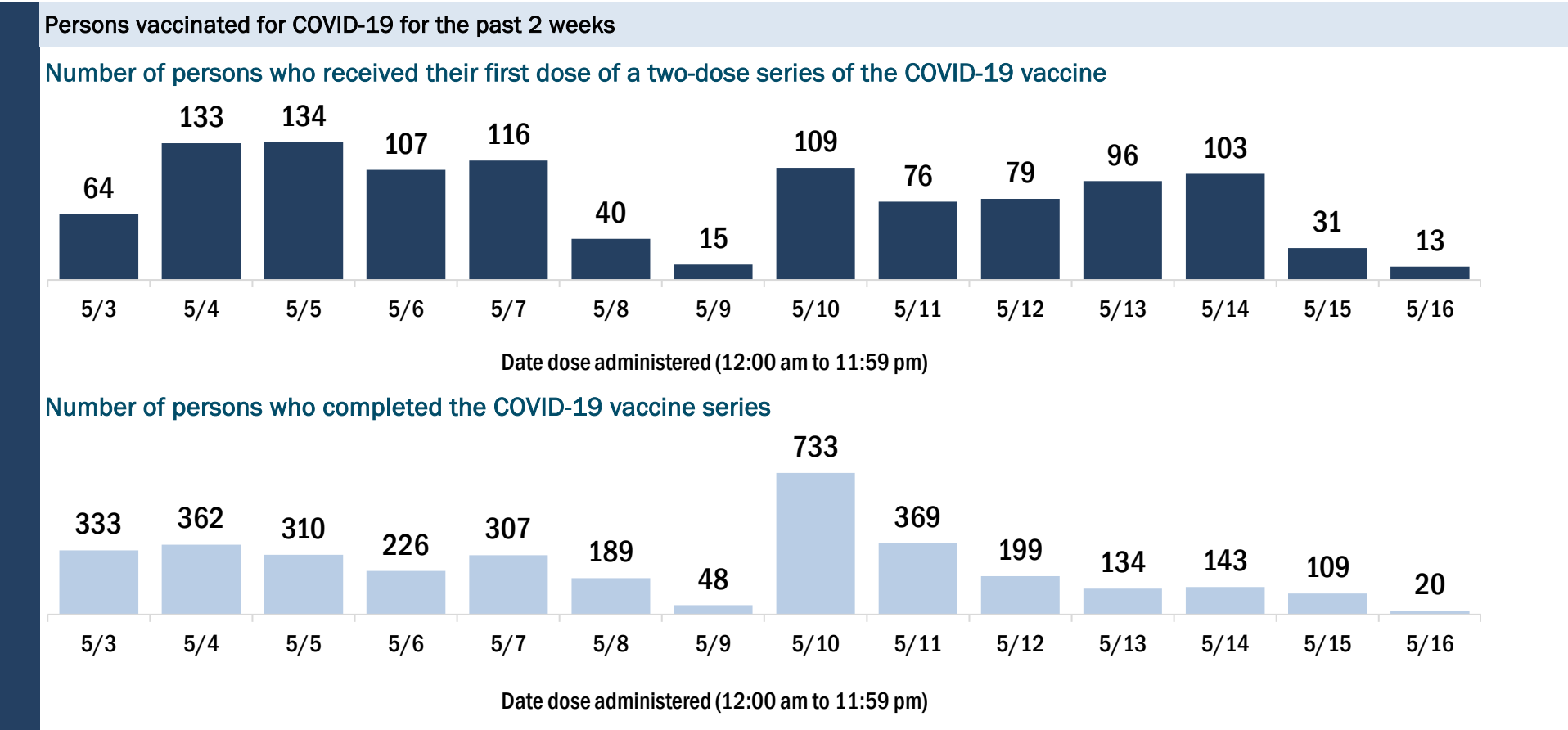
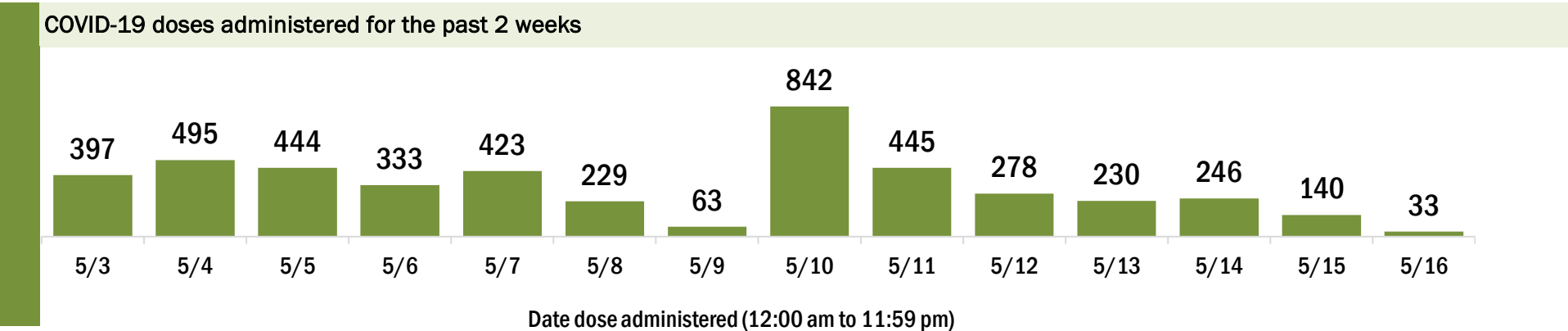
Data in this report are provisional and subject to change.

Data in this summary pertain to COVID-19 vaccines approved by the U.S. Food and Drug Administration and have been issued an Emergency Use Authorization (Janssen COVID-19 Vaccine, Moderna COVID-19 Vaccine and Pfizer-BioNTech COVID-19 Vaccine). These data summarize the number of people who have received either their first dose or have completed the series for a COVID-19 vaccine. **A person can only be counted in one category, first dose or series complete.** For persons receiving Moderna or Pfizer vaccines, once they receive their second dose, they are moved from the first dose column to the series completed column. **Because of this, the total first dose category may show a change from report to report not matching the total receiving their first dose from the previous day.** Persons receiving Johnson & Johnson vaccines will always be counted in the series completed column.

COVID-19 doses for vaccinated persons in Florida	
Doses administered	155,463
People receiving one dose of a 1-dose series (Johnson & Johnson) or receiving only one dose of a 2-dose series (Moderna, Pfizer) count once. Persons receiving both doses of a 2-dose series count twice.	

Current status of persons vaccinated for COVID-19 in Florida	
Total people vaccinated	84,981
First dose	9,919
Series completed	75,062
Completed 1-dose series	4,580
Completed 2-dose series	70,482
<b>First dose:</b> current number of people who have only received their first dose of the Moderna or Pfizer vaccine.	
<b>Series complete:</b> current number of people who have received both Moderna or Pfizer vaccine doses or one Johnson & Johnson dose and are considered fully immunized.	

Demographic summary	First dose	Series complete	Total people vaccinated
Age group	9,919	75,062	84,981
16-24 years	276	367	643
25-34 years	353	689	1,042
35-44 years	511	1,034	1,545
45-54 years	738	2,086	2,824
55-64 years	1,995	9,108	11,103
65-74 years	3,176	34,390	37,566
75-84 years	2,319	23,392	25,711
85+ years	551	3,996	4,547
Race	9,919	75,062	84,981
White	7,494	62,902	70,396
Black	267	1,196	1,463
American Indian/Alaskan	30	161	191
Other	690	2,973	3,663
Unknown	1,438	7,830	9,268
Other race includes Asian, native Hawaiian/Pacific Islander, or other.			
Ethnicity	9,919	75,062	84,981
Hispanic	330	1,500	1,830
Non-Hispanic	6,104	50,774	56,878
Unknown	3,485	22,788	26,273
Gender	9,919	75,062	84,981
Female	5,422	41,455	46,877
Male	4,480	33,588	38,068
Unknown	17	19	36



# COVID-19: Suwannee County vaccine summary

Vaccination data through May 16, 2021 as of May 17, 2021 at 12:05 AM

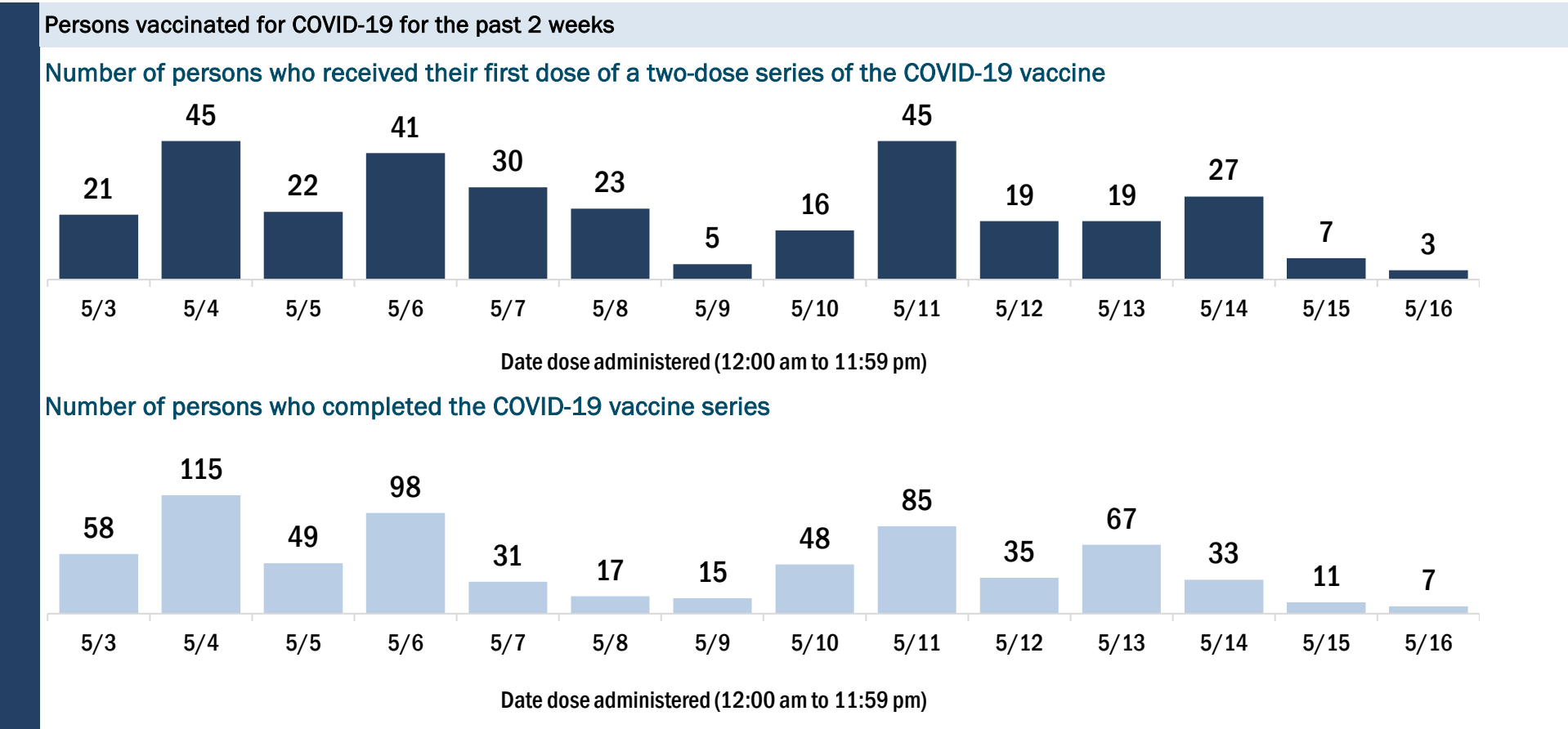
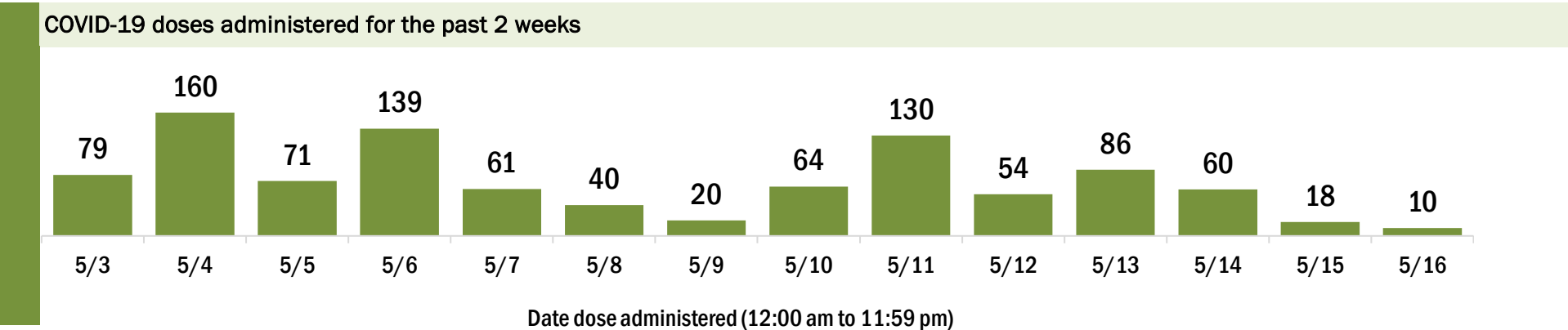
Data in this report are provisional and subject to change.

Data in this summary pertain to COVID-19 vaccines approved by the U.S. Food and Drug Administration and have been issued an Emergency Use Authorization (Janssen COVID-19 Vaccine, Moderna COVID-19 Vaccine and Pfizer-BioNTech COVID-19 Vaccine). These data summarize the number of people who have received either their first dose or have completed the series for a COVID-19 vaccine. **A person can only be counted in one category, first dose or series complete.** For persons receiving Moderna or Pfizer vaccines, once they receive their second dose, they are moved from the first dose column to the series completed column. **Because of this, the total first dose category may show a change from report to report not matching the total receiving their first dose from the previous day.** Persons receiving Johnson & Johnson vaccines will always be counted in the series completed column.

COVID-19 doses for vaccinated persons in Florida	
Doses administered	18,757
People receiving one dose of a 1-dose series (Johnson & Johnson) or receiving only one dose of a 2-dose series (Moderna, Pfizer) count once. Persons receiving both doses of a 2-dose series count twice.	

Current status of persons vaccinated for COVID-19 in Florida	
Total people vaccinated	10,667
First dose	1,844
Series completed	8,823
Completed 1-dose series	733
Completed 2-dose series	8,090
<b>First dose:</b> current number of people who have only received their first dose of the Moderna or Pfizer vaccine.	
<b>Series complete:</b> current number of people who have received both Moderna or Pfizer vaccine doses or one Johnson & Johnson dose and are considered fully immunized.	

Demographic summary	First dose	Series complete	Total people vaccinated
Age group	1,844	8,823	10,667
16-24 years	156	221	377
25-34 years	195	289	484
35-44 years	253	481	734
45-54 years	305	780	1,085
55-64 years	483	1,909	2,392
65-74 years	238	2,828	3,066
75-84 years	155	1,735	1,890
85+ years	59	580	639
Race	1,844	8,823	10,667
White	1,164	6,253	7,417
Black	303	728	1,031
American Indian/Alaskan	6	13	19
Other	164	589	753
Unknown	207	1,240	1,447
Other race includes Asian, native Hawaiian/Pacific Islander, or other.			
Ethnicity	1,844	8,823	10,667
Hispanic	168	408	576
Non-Hispanic	1,113	5,285	6,398
Unknown	563	3,130	3,693
Gender	1,844	8,823	10,667
Female	784	5,056	5,840
Male	1,060	3,767	4,827
Unknown	0	0	0



# COVID-19: Taylor County vaccine summary

Vaccination data through May 16, 2021 as of May 17, 2021 at 12:05 AM

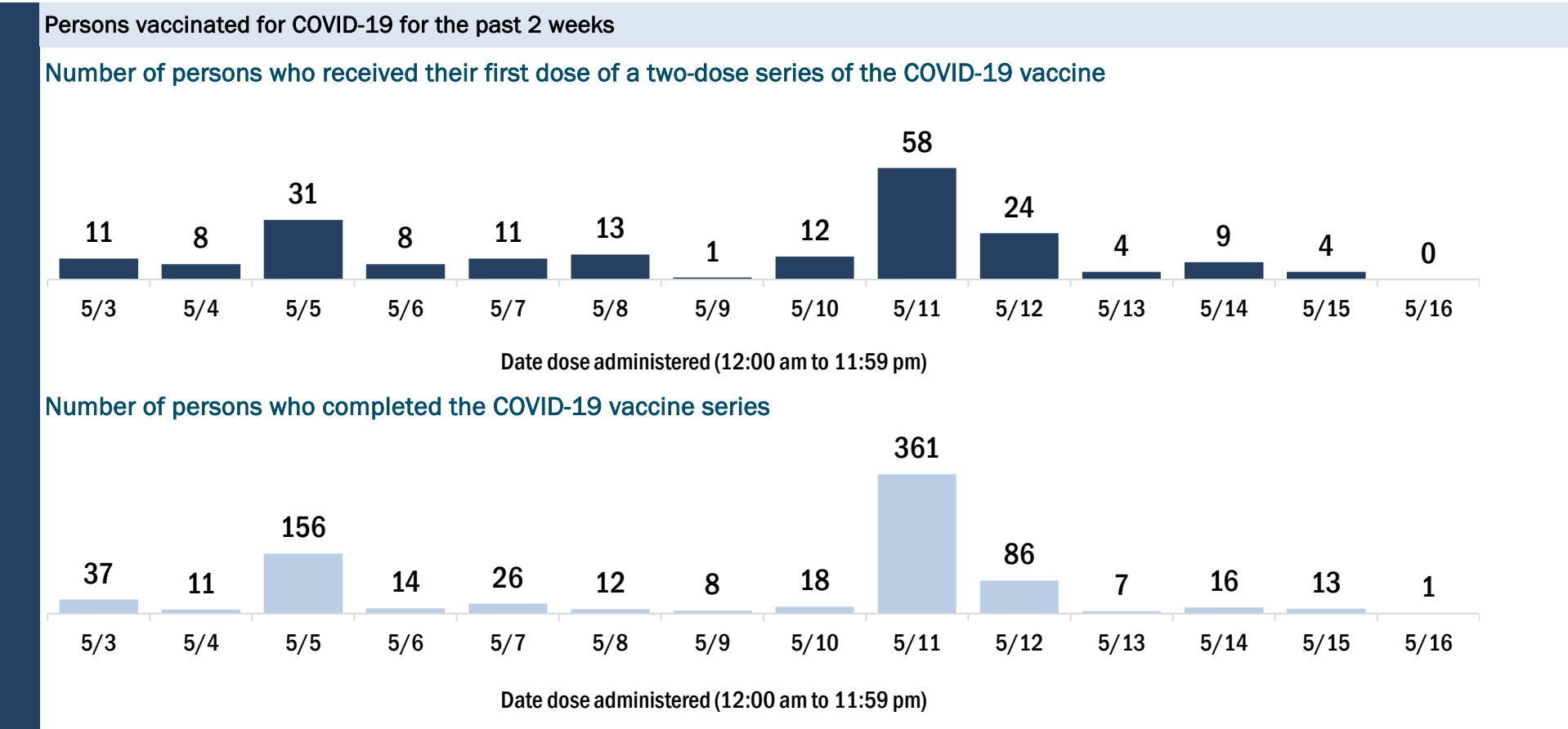
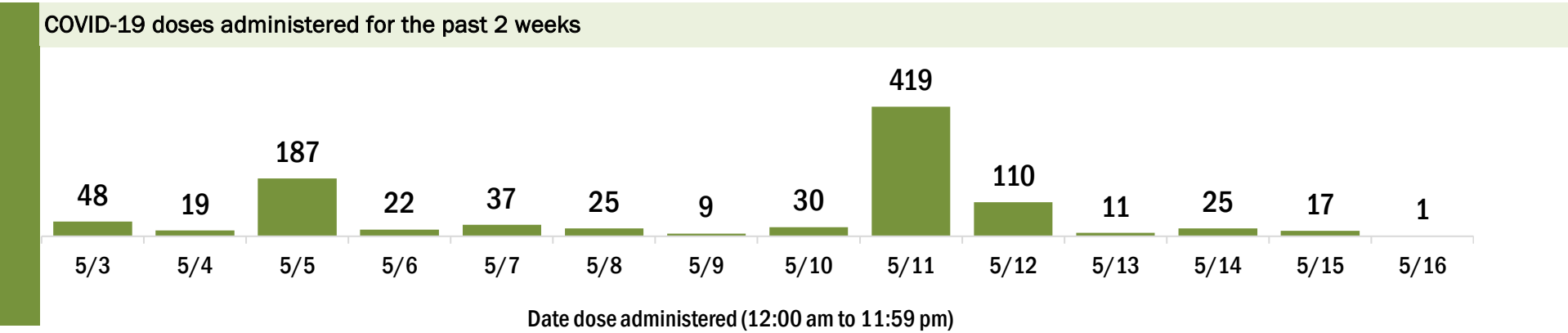
Data in this report are provisional and subject to change.

Data in this summary pertain to COVID-19 vaccines approved by the U.S. Food and Drug Administration and have been issued an Emergency Use Authorization (Janssen COVID-19 Vaccine, Moderna COVID-19 Vaccine and Pfizer-BioNTech COVID-19 Vaccine). These data summarize the number of people who have received either their first dose or have completed the series for a COVID-19 vaccine. **A person can only be counted in one category, first dose or series complete.** For persons receiving Moderna or Pfizer vaccines, once they receive their second dose, they are moved from the first dose column to the series completed column. **Because of this, the total first dose category may show a change from report to report not matching the total receiving their first dose from the previous day.** Persons receiving Johnson & Johnson vaccines will always be counted in the series completed column.

COVID-19 doses for vaccinated persons in Florida	
Doses administered	10,236
People receiving one dose of a 1-dose series (Johnson & Johnson) or receiving only one dose of a 2-dose series (Moderna, Pfizer) count once. Persons receiving both doses of a 2-dose series count twice.	

Current status of persons vaccinated for COVID-19 in Florida	
Total people vaccinated	5,878
First dose	1,196
Series completed	4,682
Completed 1-dose series	324
Completed 2-dose series	4,358
First dose: current number of people who have only received their first dose of the Moderna or Pfizer vaccine.	
Series complete: current number of people who have received both Moderna or Pfizer vaccine doses or one Johnson & Johnson dose and are considered fully immunized.	

Demographic summary	First dose	Series complete	Total people vaccinated
Age group	1,196	4,682	5,878
16-24 years	52	80	132
25-34 years	95	198	293
35-44 years	106	321	427
45-54 years	145	505	650
55-64 years	275	1,086	1,361
65-74 years	315	1,468	1,783
75-84 years	156	804	960
85+ years	52	220	272
Race	1,196	4,682	5,878
White	824	3,420	4,244
Black	185	679	864
American Indian/Alaskan	6	36	42
Other	57	304	361
Unknown	124	243	367
Other race includes Asian, native Hawaiian/Pacific Islander, or other.			
Ethnicity	1,196	4,682	5,878
Hispanic	23	88	111
Non-Hispanic	696	2,957	3,653
Unknown	477	1,637	2,114
Gender	1,196	4,682	5,878
Female	576	2,394	2,970
Male	619	2,287	2,906
Unknown	1	1	2



# COVID-19: Union County vaccine summary

Vaccination data through May 16, 2021 as of May 17, 2021 at 12:05 AM

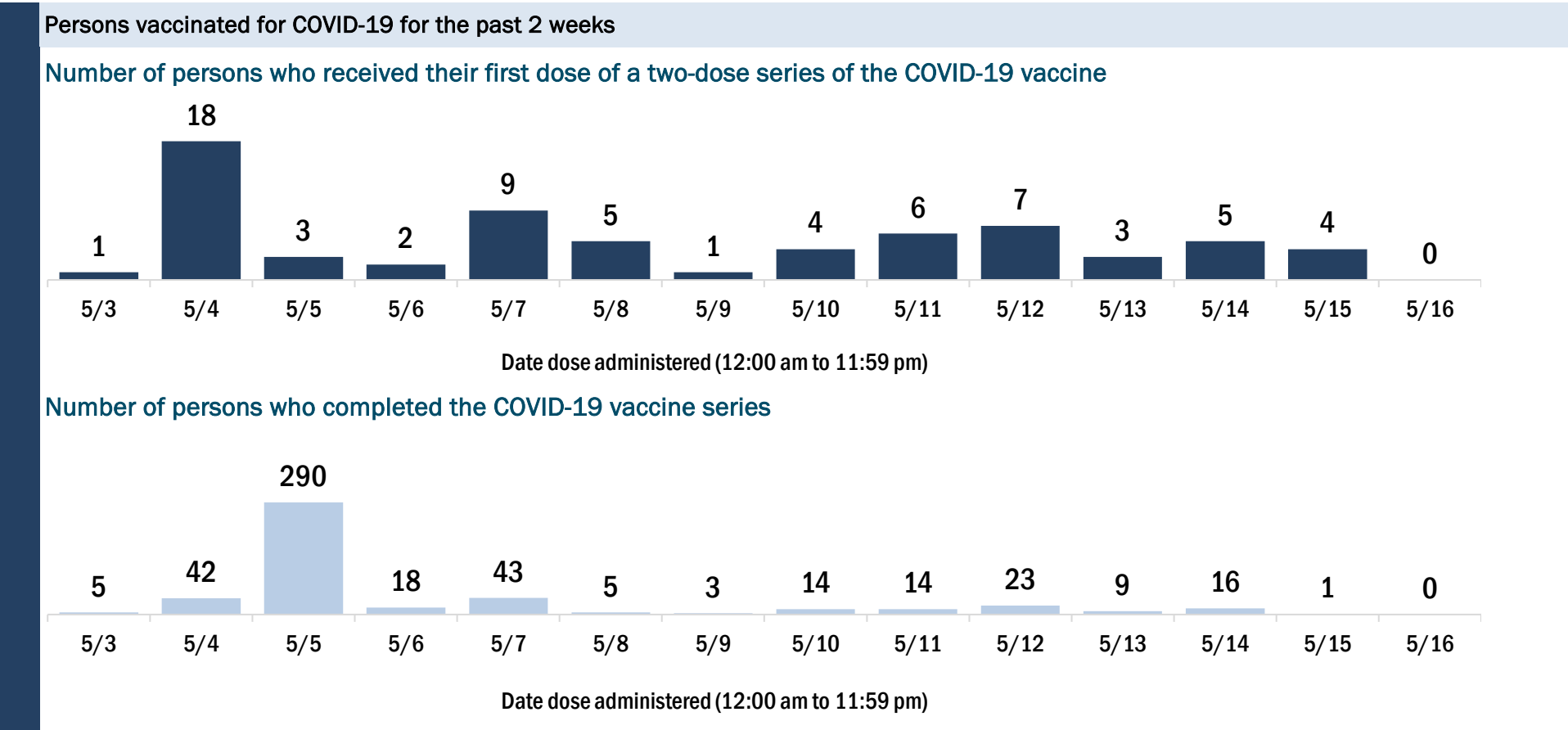
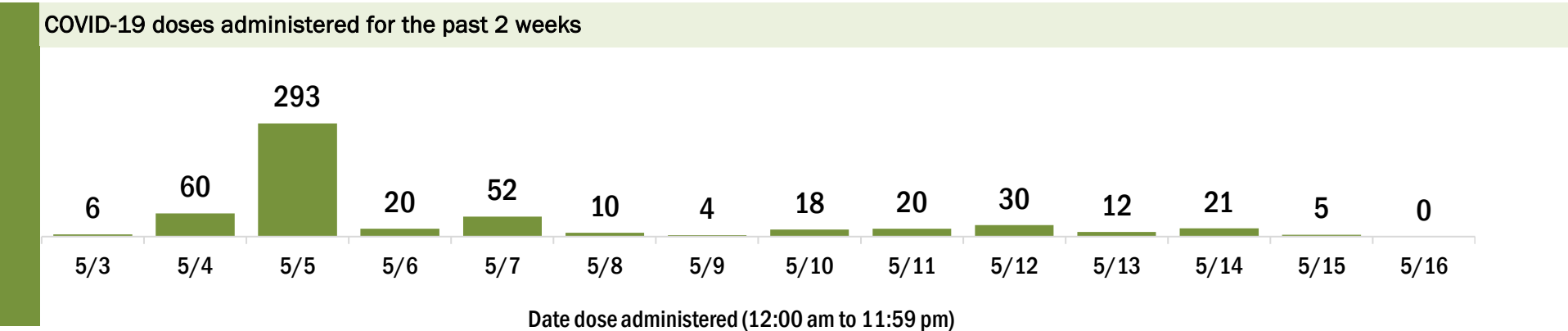
Data in this report are provisional and subject to change.

Data in this summary pertain to COVID-19 vaccines approved by the U.S. Food and Drug Administration and have been issued an Emergency Use Authorization (Janssen COVID-19 Vaccine, Moderna COVID-19 Vaccine and Pfizer-BioNTech COVID-19 Vaccine). These data summarize the number of people who have received either their first dose or have completed the series for a COVID-19 vaccine. **A person can only be counted in one category, first dose or series complete.** For persons receiving Moderna or Pfizer vaccines, once they receive their second dose, they are moved from the first dose column to the series completed column. **Because of this, the total first dose category may show a change from report to report not matching the total receiving their first dose from the previous day.** Persons receiving Johnson & Johnson vaccines will always be counted in the series completed column.

COVID-19 doses for vaccinated persons in Florida	
Doses administered	7,004
People receiving one dose of a 1-dose series (Johnson & Johnson) or receiving only one dose of a 2-dose series (Moderna, Pfizer) count once. Persons receiving both doses of a 2-dose series count twice.	

Current status of persons vaccinated for COVID-19 in Florida	
Total people vaccinated	4,707
First dose	2,287
Series completed	2,420
Completed 1-dose series	123
Completed 2-dose series	2,297
First dose: current number of people who have only received their first dose of the Moderna or Pfizer vaccine.	
Series complete: current number of people who have received both Moderna or Pfizer vaccine doses or one Johnson & Johnson dose and are considered fully immunized.	

Demographic summary	First dose	Series complete	Total people vaccinated
Age group	2,287	2,420	4,707
16-24 years	51	80	131
25-34 years	108	149	257
35-44 years	225	189	414
45-54 years	324	311	635
55-64 years	840	539	1,379
65-74 years	594	667	1,261
75-84 years	130	379	509
85+ years	15	106	121
Race	2,287	2,420	4,707
White	1,462	1,901	3,363
Black	699	306	1,005
American Indian/Alaskan	5	18	23
Other	84	145	229
Unknown	37	50	87
Other race includes Asian, native Hawaiian/Pacific Islander, or other.			
Ethnicity	2,287	2,420	4,707
Hispanic	84	71	155
Non-Hispanic	2,084	2,141	4,225
Unknown	119	208	327
Gender	2,287	2,420	4,707
Female	158	1,221	1,379
Male	2,124	1,199	3,323
Unknown	5	0	5





# COVID-19: Volusia County vaccine summary

Vaccination data through May 16, 2021 as of May 17, 2021 at 12:05 AM

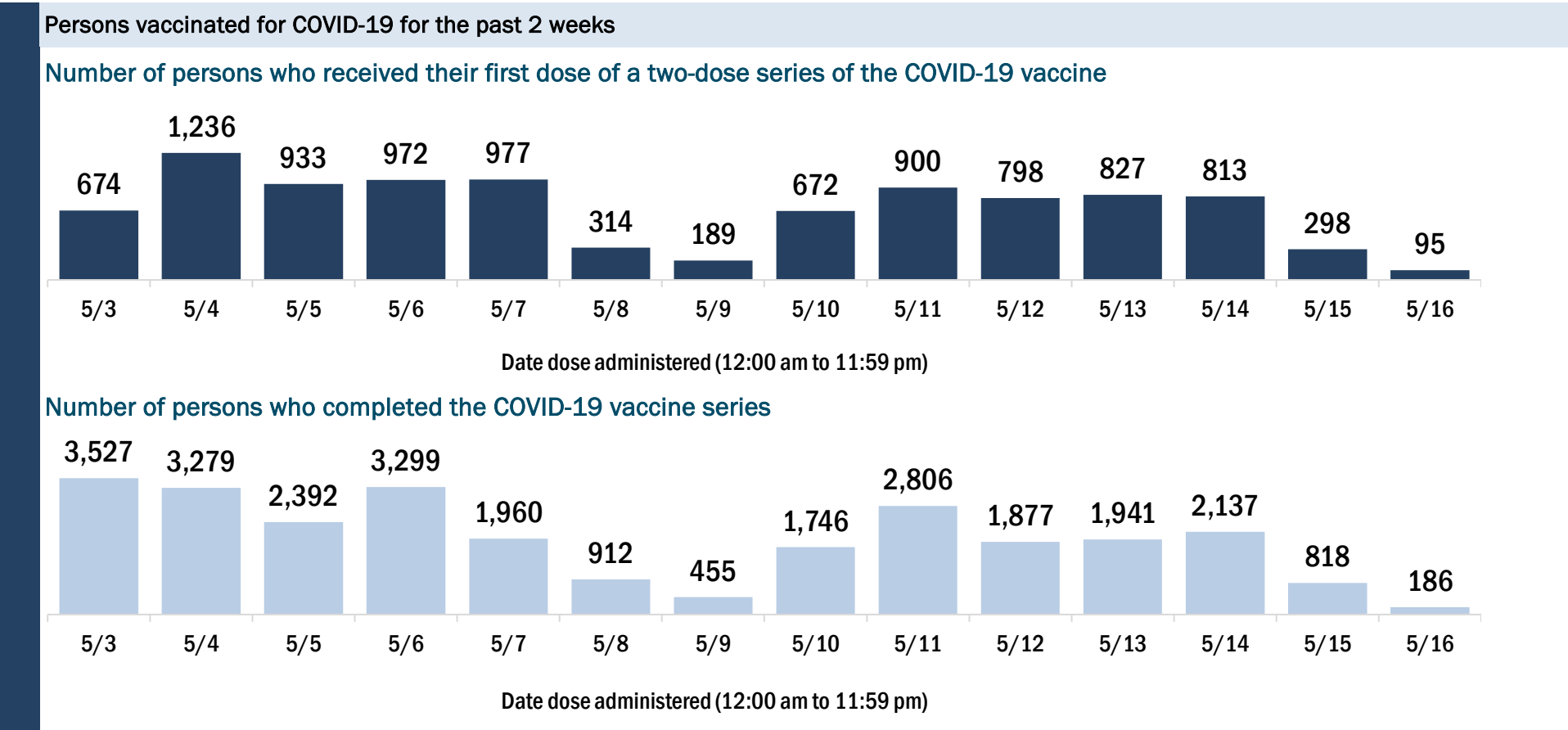
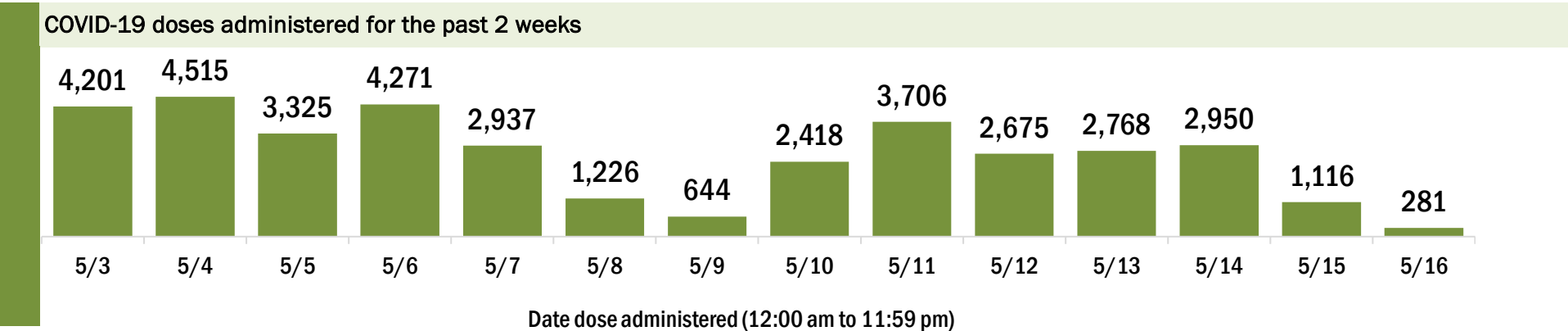
Data in this report are provisional and subject to change.

Data in this summary pertain to COVID-19 vaccines approved by the U.S. Food and Drug Administration and have been issued an Emergency Use Authorization (Janssen COVID-19 Vaccine, Moderna COVID-19 Vaccine and Pfizer-BioNTech COVID-19 Vaccine). These data summarize the number of people who have received either their first dose or have completed the series for a COVID-19 vaccine. **A person can only be counted in one category, first dose or series complete.** For persons receiving Moderna or Pfizer vaccines, once they receive their second dose, they are moved from the first dose column to the series completed column. **Because of this, the total first dose category may show a change from report to report not matching the total receiving their first dose from the previous day.** Persons receiving Johnson & Johnson vaccines will always be counted in the series completed column.

COVID-19 doses for vaccinated persons in Florida	
Doses administered	392,363
People receiving one dose of a 1-dose series (Johnson & Johnson) or receiving only one dose of a 2-dose series (Moderna, Pfizer) count once. Persons receiving both doses of a 2-dose series count twice.	

Current status of persons vaccinated for COVID-19 in Florida	
Total people vaccinated	228,903
First dose	44,732
Series completed	184,171
Completed 1-dose series	20,711
Completed 2-dose series	163,460
First dose: current number of people who have only received their first dose of the Moderna or Pfizer vaccine.	
Series complete: current number of people who have received both Moderna or Pfizer vaccine doses or one Johnson & Johnson dose and are considered fully immunized.	

Demographic summary	First dose	Series complete	Total people vaccinated
Age group	44,732	184,171	228,903
16-24 years	4,461	7,898	12,359
25-34 years	4,324	9,763	14,087
35-44 years	5,164	12,938	18,102
45-54 years	6,627	20,325	26,952
55-64 years	10,159	38,482	48,641
65-74 years	8,341	54,184	62,525
75-84 years	4,121	30,154	34,275
85+ years	1,535	10,427	11,962
Race	44,732	184,171	228,903
White	28,056	121,969	150,025
Black	2,988	8,853	11,841
American Indian/Alaskan	186	616	802
Other	5,066	20,513	25,579
Unknown	8,436	32,220	40,656
Other race includes Asian, native Hawaiian/Pacific Islander, or other.			
Ethnicity	44,732	184,171	228,903
Hispanic	5,168	12,617	17,785
Non-Hispanic	22,332	97,154	119,486
Unknown	17,232	74,400	91,632
Gender	44,732	184,171	228,903
Female	23,226	102,464	125,690
Male	20,835	78,930	99,765
Unknown	671	2,777	3,448



# COVID-19: Wakulla County vaccine summary

Vaccination data through May 16, 2021 as of May 17, 2021 at 12:05 AM

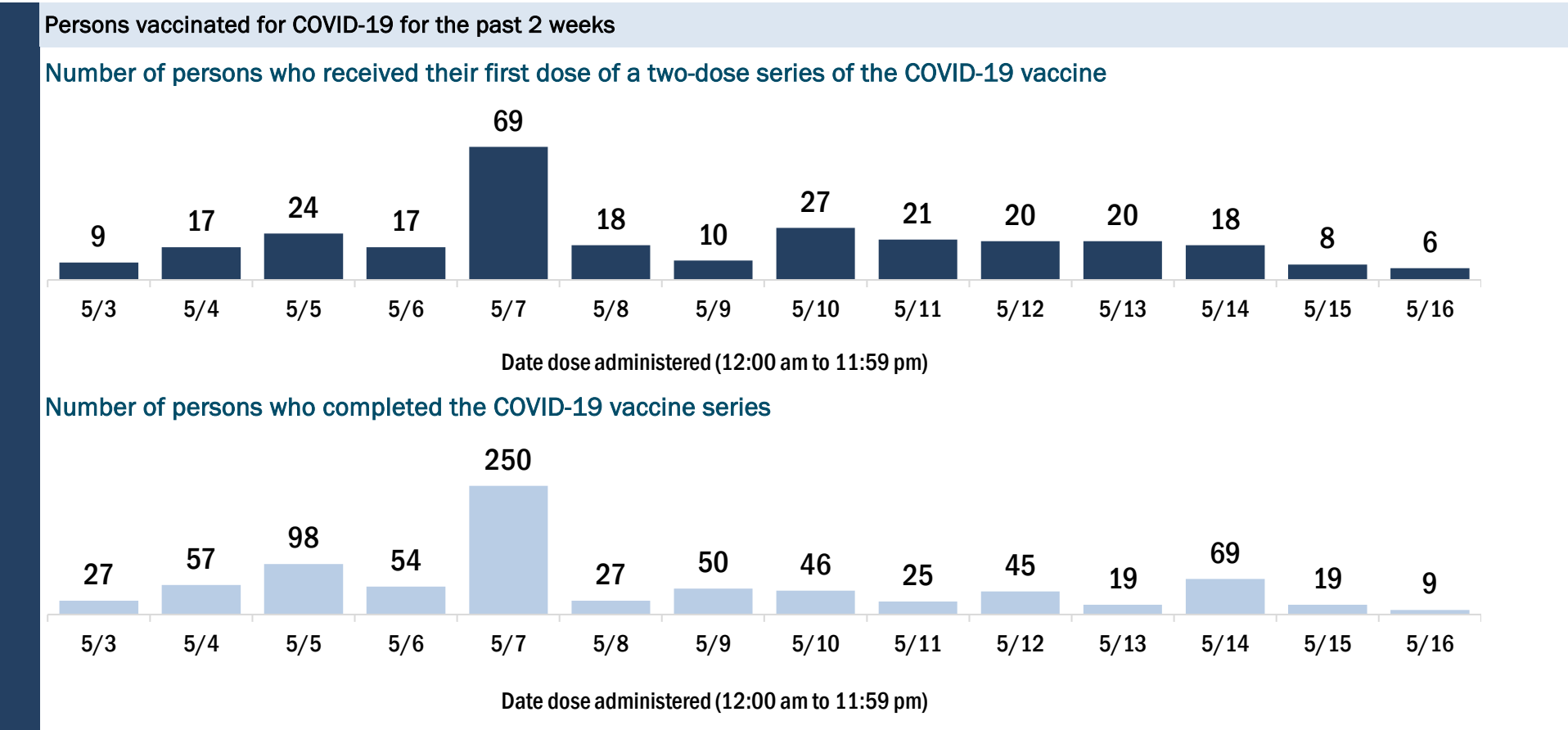
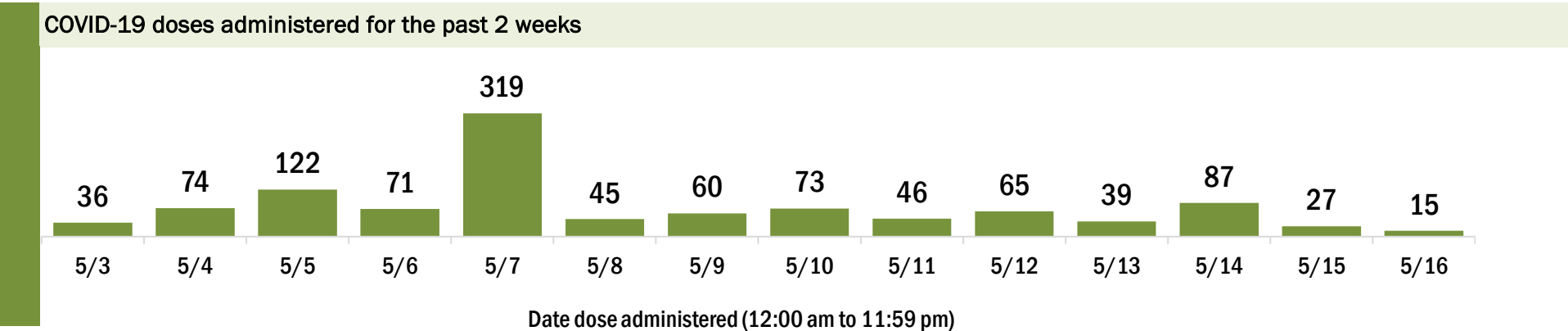
Data in this report are provisional and subject to change.

Data in this summary pertain to COVID-19 vaccines approved by the U.S. Food and Drug Administration and have been issued an Emergency Use Authorization (Janssen COVID-19 Vaccine, Moderna COVID-19 Vaccine and Pfizer-BioNTech COVID-19 Vaccine). These data summarize the number of people who have received either their first dose or have completed the series for a COVID-19 vaccine. **A person can only be counted in one category, first dose or series complete.** For persons receiving Moderna or Pfizer vaccines, once they receive their second dose, they are moved from the first dose column to the series completed column. **Because of this, the total first dose category may show a change from report to report not matching the total receiving their first dose from the previous day.** Persons receiving Johnson & Johnson vaccines will always be counted in the series completed column.

COVID-19 doses for vaccinated persons in Florida	
Doses administered	19,267
People receiving one dose of a 1-dose series (Johnson & Johnson) or receiving only one dose of a 2-dose series (Moderna, Pfizer) count once. Persons receiving both doses of a 2-dose series count twice.	

Current status of persons vaccinated for COVID-19 in Florida	
Total people vaccinated	11,231
First dose	2,612
Series completed	8,619
Completed 1-dose series	583
Completed 2-dose series	8,036
First dose: current number of people who have only received their first dose of the Moderna or Pfizer vaccine.	
Series complete: current number of people who have received both Moderna or Pfizer vaccine doses or one Johnson & Johnson dose and are considered fully immunized.	

Demographic summary	First dose	Series complete	Total people vaccinated
Age group	2,612	8,619	11,231
16-24 years	156	313	469
25-34 years	321	496	817
35-44 years	415	761	1,176
45-54 years	502	1,131	1,633
55-64 years	553	1,942	2,495
65-74 years	418	2,534	2,952
75-84 years	186	1,170	1,356
85+ years	61	272	333
Race	2,612	8,619	11,231
White	1,832	6,417	8,249
Black	497	645	1,142
American Indian/Alaskan	7	39	46
Other	124	1,066	1,190
Unknown	152	452	604
Other race includes Asian, native Hawaiian/Pacific Islander, or other.			
Ethnicity	2,612	8,619	11,231
Hispanic	42	185	227
Non-Hispanic	1,259	6,896	8,155
Unknown	1,311	1,538	2,849
Gender	2,612	8,619	11,231
Female	928	4,796	5,724
Male	1,683	3,822	5,505
Unknown	1	1	2



# COVID-19: Walton County vaccine summary

Vaccination data through May 16, 2021 as of May 17, 2021 at 12:05 AM

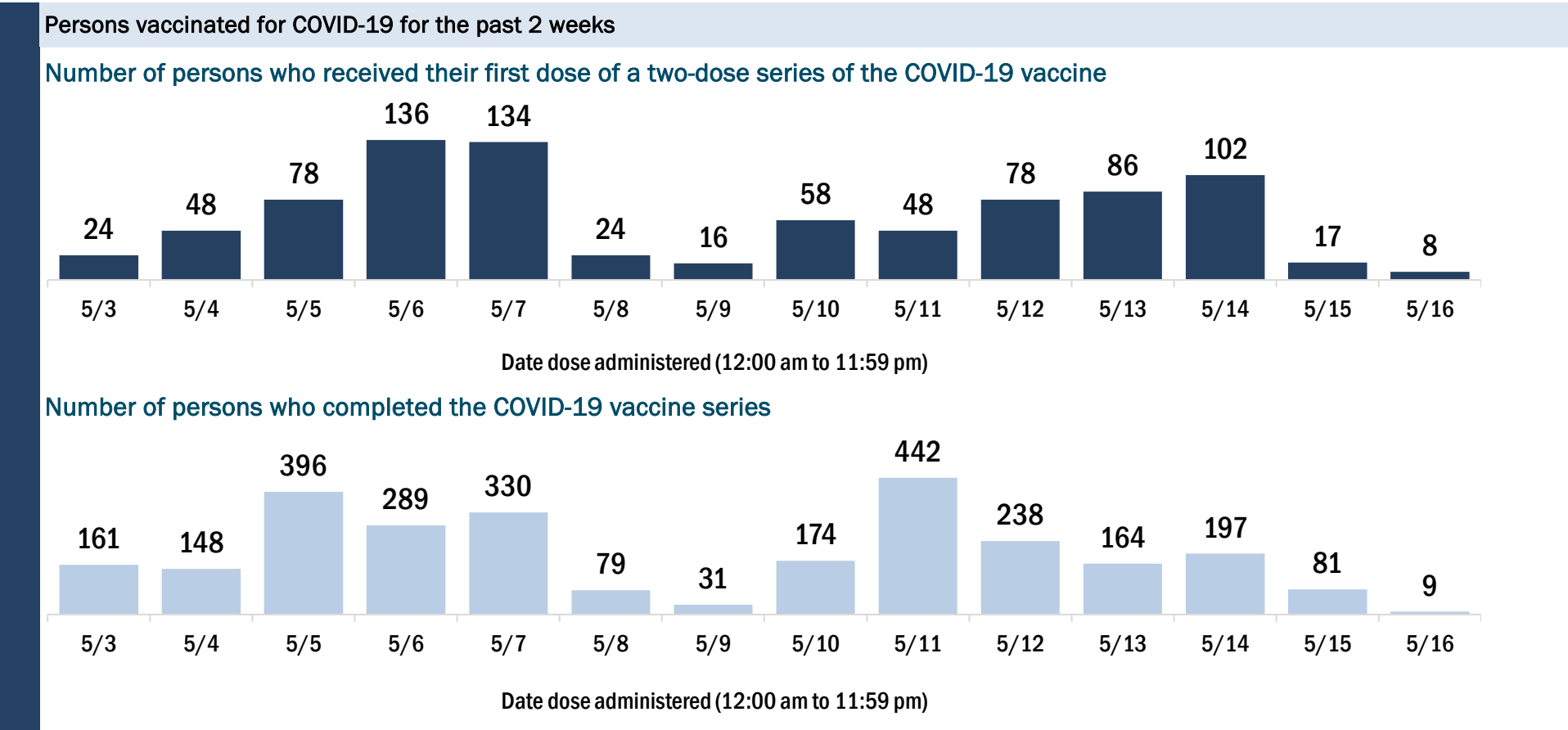
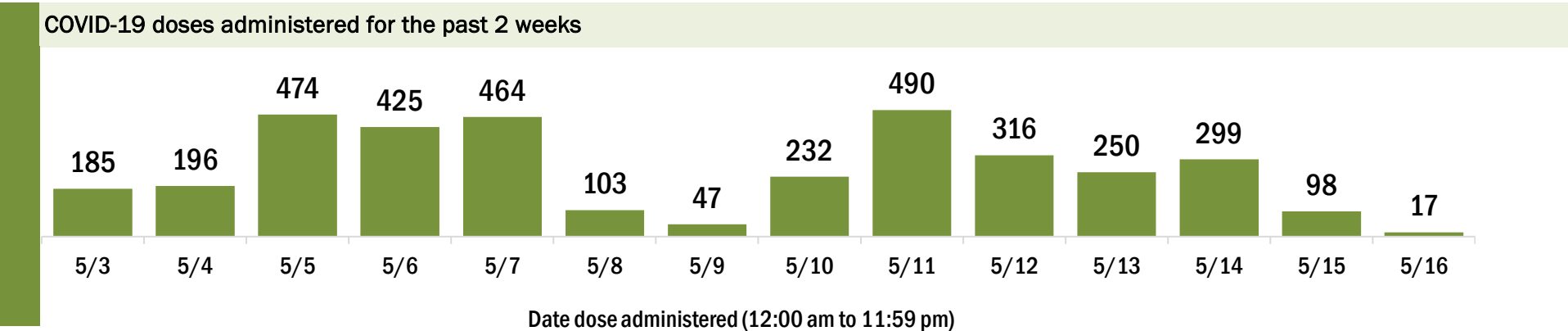
Data in this report are provisional and subject to change.

Data in this summary pertain to COVID-19 vaccines approved by the U.S. Food and Drug Administration and have been issued an Emergency Use Authorization (Janssen COVID-19 Vaccine, Moderna COVID-19 Vaccine and Pfizer-BioNTech COVID-19 Vaccine). These data summarize the number of people who have received either their first dose or have completed the series for a COVID-19 vaccine. **A person can only be counted in one category, first dose or series complete.** For persons receiving Moderna or Pfizer vaccines, once they receive their second dose, they are moved from the first dose column to the series completed column. **Because of this, the total first dose category may show a change from report to report not matching the total receiving their first dose from the previous day.** Persons receiving Johnson & Johnson vaccines will always be counted in the series completed column.

COVID-19 doses for vaccinated persons in Florida	
Doses administered	43,458
People receiving one dose of a 1-dose series (Johnson & Johnson) or receiving only one dose of a 2-dose series (Moderna, Pfizer) count once. Persons receiving both doses of a 2-dose series count twice.	

Current status of persons vaccinated for COVID-19 in Florida	
Total people vaccinated	24,958
First dose	5,064
Series completed	19,894
Completed 1-dose series	1,394
Completed 2-dose series	18,500
First dose: current number of people who have only received their first dose of the Moderna or Pfizer vaccine.	
Series complete: current number of people who have received both Moderna or Pfizer vaccine doses or one Johnson & Johnson dose and are considered fully immunized.	

Demographic summary	First dose	Series complete	Total people vaccinated
Age group	5,064	19,894	24,958
16-24 years	367	548	915
25-34 years	495	932	1,427
35-44 years	609	1,715	2,324
45-54 years	781	2,402	3,183
55-64 years	1,127	4,696	5,823
65-74 years	1,096	6,226	7,322
75-84 years	477	2,646	3,123
85+ years	112	729	841
Race	5,064	19,894	24,958
White	3,638	14,788	18,426
Black	208	476	684
American Indian/Alaskan	20	86	106
Other	355	1,008	1,363
Unknown	843	3,536	4,379
Other race includes Asian, native Hawaiian/Pacific Islander, or other.			
Ethnicity	5,064	19,894	24,958
Hispanic	313	625	938
Non-Hispanic	3,203	13,049	16,252
Unknown	1,548	6,220	7,768
Gender	5,064	19,894	24,958
Female	2,611	10,605	13,216
Male	2,451	9,287	11,738
Unknown	2	2	4



# COVID-19: Washington County vaccine summary

Vaccination data through May 16, 2021 as of May 17, 2021 at 12:05 AM

Data in this report are provisional and subject to change.

Data in this summary pertain to COVID-19 vaccines approved by the U.S. Food and Drug Administration and have been issued an Emergency Use Authorization (Janssen COVID-19 Vaccine, Moderna COVID-19 Vaccine and Pfizer-BioNTech COVID-19 Vaccine). These data summarize the number of people who have received either their first dose or have completed the series for a COVID-19 vaccine. **A person can only be counted in one category, first dose or series complete.** For persons receiving Moderna or Pfizer vaccines, once they receive their second dose, they are moved from the first dose column to the series completed column. **Because of this, the total first dose category may show a change from report to report not matching the total receiving their first dose from the previous day.** Persons receiving Johnson & Johnson vaccines will always be counted in the series completed column.

COVID-19 doses for vaccinated persons in Florida	
Doses administered	10,207
People receiving one dose of a 1-dose series (Johnson & Johnson) or receiving only one dose of a 2-dose series (Moderna, Pfizer) count once. Persons receiving both doses of a 2-dose series count twice.	

Current status of persons vaccinated for COVID-19 in Florida	
Total people vaccinated	5,731
First dose	847
Series completed	4,884
Completed 1-dose series	408
Completed 2-dose series	4,476
First dose: current number of people who have only received their first dose of the Moderna or Pfizer vaccine.	
Series complete: current number of people who have received both Moderna or Pfizer vaccine doses or one Johnson & Johnson dose and are considered fully immunized.	

Demographic summary	First dose	Series complete	Total people vaccinated
Age group	847	4,884	5,731
16-24 years	55	88	143
25-34 years	99	230	329
35-44 years	119	377	496
45-54 years	171	578	749
55-64 years	200	1,180	1,380
65-74 years	114	1,400	1,514
75-84 years	61	775	836
85+ years	28	256	284
Race	847	4,884	5,731
White	503	3,605	4,108
Black	111	514	625
American Indian/Alaskan	5	60	65
Other	40	214	254
Unknown	188	491	679
Other race includes Asian, native Hawaiian/Pacific Islander, or other.			
Ethnicity	847	4,884	5,731
Hispanic	21	112	133
Non-Hispanic	627	4,003	4,630
Unknown	199	769	968
Gender	847	4,884	5,731
Female	366	2,468	2,834
Male	481	2,416	2,897
Unknown	0	0	0

