

COVID-19: Florida vaccine summary

Vaccination data through May 15, 2021 as of May 16, 2021 at 12:05 AM

Data in this report are provisional and subject to change. Data are based on county of residence.

Data in this summary pertain to COVID-19 vaccines approved by the U.S. Food and Drug Administration and have been issued an Emergency Use Authorization (Janssen COVID-19 Vaccine, Moderna COVID-19 Vaccine and Pfizer-BioNTech COVID-19 Vaccine). These data summarize the number of people who have received either their first dose or have completed the series for a COVID-19 vaccine. **A person can only be counted in one category, first dose or series complete.** For persons receiving Moderna or Pfizer vaccines, once they receive their second dose, they are moved from the first dose column to the series completed column. **Because of this, the total first dose category may show a change from report to report not matching the total receiving their first dose from the previous day.** Persons receiving Johnson & Johnson vaccines will always be counted in the series completed column.

COVID-19 doses for vaccinated persons in Florida

Doses administered 16,449,470

People receiving one dose of a 1-dose series (Johnson & Johnson) or receiving only one dose of a 2-dose series (Moderna, Pfizer) count once. Persons receiving both doses of a 2-dose series count twice.

Current status of persons vaccinated for COVID-19 in Florida

Total people vaccinated 9,577,875

First dose 2,023,060

Series completed 7,554,815

Completed 1-dose series 683,220

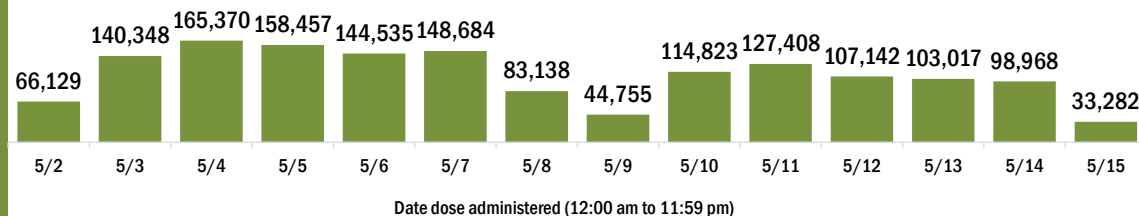
Completed 2-dose series 6,871,595

First dose: current number of people who have only received their first dose of the Moderna or Pfizer vaccine.

Series complete: current number of people who have received both Moderna or Pfizer vaccine doses or one Johnson & Johnson dose and are considered fully immunized.

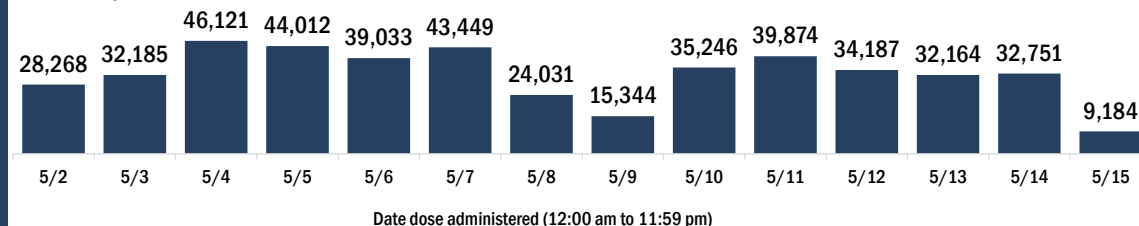
Demographic summary	First dose	Series complete	Total people vaccinated
Age group	2,023,060	7,554,815	9,577,875
16-24 years	226,126	393,205	619,331
25-34 years	260,188	594,226	854,414
35-44 years	289,344	787,748	1,077,092
45-54 years	315,912	1,054,757	1,370,669
55-64 years	354,395	1,529,001	1,883,396
65-74 years	317,441	1,820,829	2,138,270
75-84 years	183,404	1,033,236	1,216,640
85+ years	76,250	341,813	418,063
Race	2,023,060	7,554,815	9,577,875
White	1,222,034	5,133,437	6,355,471
Black	166,905	508,156	675,061
American Indian/Alaskan	9,801	26,150	35,951
Other	248,849	807,491	1,056,340
Unknown	375,471	1,079,581	1,455,052
Other race includes Asian, native Hawaiian/Pacific Islander, or other.			
Ethnicity	2,023,060	7,554,815	9,577,875
Hispanic	455,765	1,180,476	1,636,241
Non-Hispanic	830,835	3,968,719	4,799,554
Unknown	736,460	2,405,620	3,142,080
Gender	2,023,060	7,554,815	9,577,875
Female	1,058,050	4,173,023	5,231,073
Male	954,167	3,370,561	4,324,728
Unknown	10,843	11,231	22,074

COVID-19 doses administered for the past 2 weeks

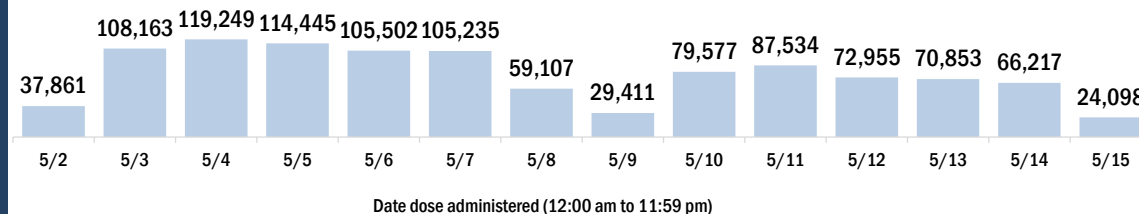


Persons vaccinated for COVID-19 for the past 2 weeks

Number of persons who received their first dose of the COVID-19 vaccine



Number of persons who received their second dose and completed the COVID-19 vaccine series



COVID-19: Alachua County vaccine summary

Vaccination data through May 15, 2021 as of May 16, 2021 at 12:05 AM

Data in this report are provisional and subject to change.

Data in this summary pertain to COVID-19 vaccines approved by the U.S. Food and Drug Administration and have been issued an Emergency Use Authorization (Janssen COVID-19 Vaccine, Moderna COVID-19 Vaccine and Pfizer-BioNTech COVID-19 Vaccine). These data summarize the number of people who have received either their first dose or have completed the series for a COVID-19 vaccine. **A person can only be counted in one category, first dose or series complete.** For persons receiving Moderna or Pfizer vaccines, once they receive their second dose, they are moved from the first dose column to the series completed column. **Because of this, the total first dose category may show a change from report to report not matching the total receiving their first dose from the previous day.** Persons receiving Johnson & Johnson vaccines will always be counted in the series completed column.

COVID-19 doses for vaccinated persons in Florida

Doses administered 216,870

People receiving one dose of a 1-dose series (Johnson & Johnson) or receiving only one dose of a 2-dose series (Moderna, Pfizer) count once. Persons receiving both doses of a 2-dose series count twice.

Current status of persons vaccinated for COVID-19 in Florida

Total people vaccinated 124,226

First dose 26,552

Series completed 97,674

Completed 1-dose series 5,030

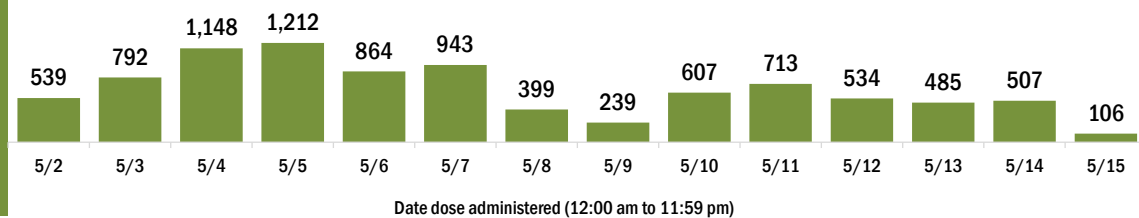
Completed 2-dose series 92,644

First dose: current number of people who have only received their first dose of the Moderna or Pfizer vaccine.

Series complete: current number of people who have received both Moderna or Pfizer vaccine doses or one Johnson & Johnson dose and are considered fully immunized.

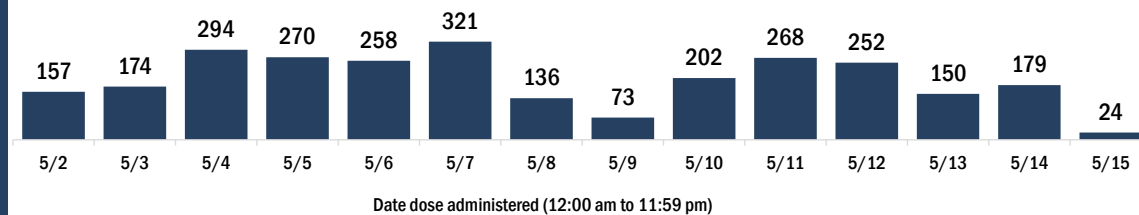
Demographic summary	First dose	Series complete	Total people vaccinated
Age group	26,552	97,674	124,226
16-24 years	9,508	11,348	20,856
25-34 years	5,290	14,932	20,222
35-44 years	3,565	12,090	15,655
45-54 years	2,771	11,940	14,711
55-64 years	2,793	15,969	18,762
65-74 years	1,544	18,747	20,291
75-84 years	727	9,268	9,995
85+ years	354	3,380	3,734
Race	26,552	97,674	124,226
White	16,174	67,927	84,101
Black	3,478	9,698	13,176
American Indian/Alaskan	106	322	428
Other	4,878	14,718	19,596
Unknown	1,916	5,009	6,925
Other race includes Asian, native Hawaiian/Pacific Islander, or other.			
Ethnicity	26,552	97,674	124,226
Hispanic	3,785	7,917	11,702
Non-Hispanic	16,558	66,145	82,703
Unknown	6,209	23,612	29,821
Gender	26,552	97,674	124,226
Female	13,766	55,851	69,617
Male	12,732	41,780	54,512
Unknown	54	43	97

COVID-19 doses administered for the past 2 weeks

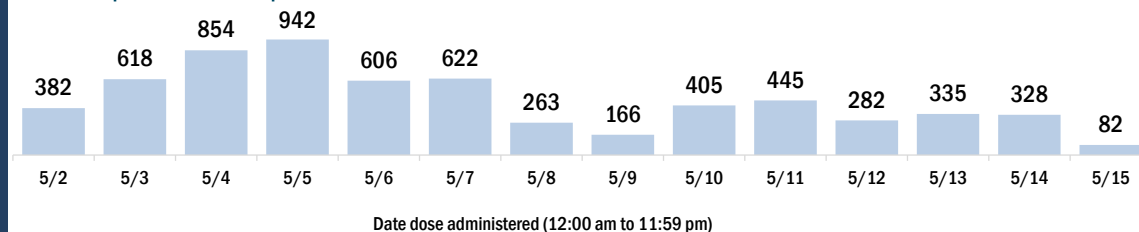


Persons vaccinated for COVID-19 for the past 2 weeks

Number of persons who received their first dose of a two-dose series of the COVID-19 vaccine



Number of persons who completed the COVID-19 vaccine series



COVID-19: Baker County vaccine summary

Vaccination data through May 15, 2021 as of May 16, 2021 at 12:05 AM

Data in this report are provisional and subject to change.

Data in this summary pertain to COVID-19 vaccines approved by the U.S. Food and Drug Administration and have been issued an Emergency Use Authorization (Janssen COVID-19 Vaccine, Moderna COVID-19 Vaccine and Pfizer-BioNTech COVID-19 Vaccine). These data summarize the number of people who have received either their first dose or have completed the series for a COVID-19 vaccine. **A person can only be counted in one category, first dose or series complete.** For persons receiving Moderna or Pfizer vaccines, once they receive their second dose, they are moved from the first dose column to the series completed column. **Because of this, the total first dose category may show a change from report to report not matching the total receiving their first dose from the previous day.** Persons receiving Johnson & Johnson vaccines will always be counted in the series completed column.

COVID-19 doses for vaccinated persons in Florida

Doses administered 10,585

People receiving one dose of a 1-dose series (Johnson & Johnson) or receiving only one dose of a 2-dose series (Moderna, Pfizer) count once. Persons receiving both doses of a 2-dose series count twice.

Current status of persons vaccinated for COVID-19 in Florida

Total people vaccinated 6,166

First dose 1,575

Series completed 4,591

Completed 1-dose series 172

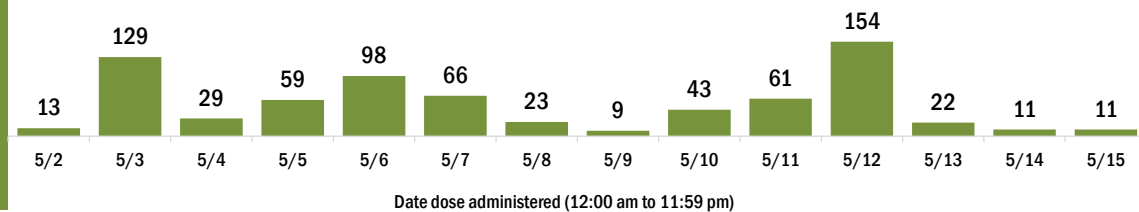
Completed 2-dose series 4,419

First dose: current number of people who have only received their first dose of the Moderna or Pfizer vaccine.

Series complete: current number of people who have received both Moderna or Pfizer vaccine doses or one Johnson & Johnson dose and are considered fully immunized.

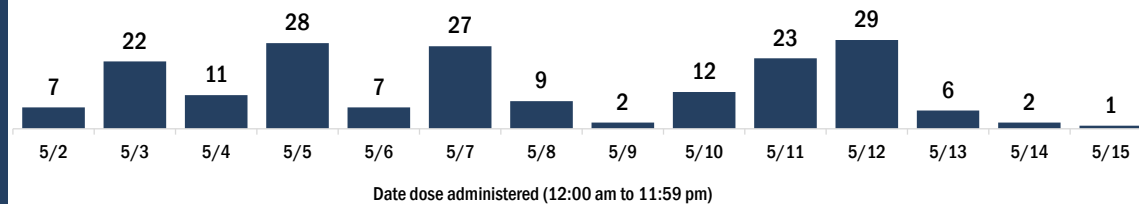
Demographic summary	First dose	Series complete	Total people vaccinated
Age group	1,575	4,591	6,166
16-24 years	91	132	223
25-34 years	239	232	471
35-44 years	326	373	699
45-54 years	341	594	935
55-64 years	339	1,041	1,380
65-74 years	144	1,333	1,477
75-84 years	66	693	759
85+ years	29	193	222
Race	1,575	4,591	6,166
White	972	3,635	4,607
Black	445	471	916
American Indian/Alaskan	3	21	24
Other	101	247	348
Unknown	54	217	271
Other race includes Asian, native Hawaiian/Pacific Islander, or other.			
Ethnicity	1,575	4,591	6,166
Hispanic	39	103	142
Non-Hispanic	755	3,393	4,148
Unknown	781	1,095	1,876
Gender	1,575	4,591	6,166
Female	479	2,489	2,968
Male	1,087	2,101	3,188
Unknown	9	1	10

COVID-19 doses administered for the past 2 weeks

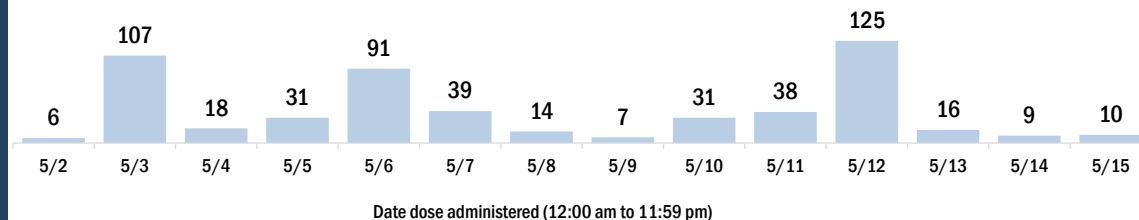


Persons vaccinated for COVID-19 for the past 2 weeks

Number of persons who received their first dose of a two-dose series of the COVID-19 vaccine



Number of persons who completed the COVID-19 vaccine series



COVID-19: Bay County vaccine summary

Vaccination data through May 15, 2021 as of May 16, 2021 at 12:05 AM

Data in this report are provisional and subject to change.

Data in this summary pertain to COVID-19 vaccines approved by the U.S. Food and Drug Administration and have been issued an Emergency Use Authorization (Janssen COVID-19 Vaccine, Moderna COVID-19 Vaccine and Pfizer-BioNTech COVID-19 Vaccine). These data summarize the number of people who have received either their first dose or have completed the series for a COVID-19 vaccine. **A person can only be counted in one category, first dose or series complete.** For persons receiving Moderna or Pfizer vaccines, once they receive their second dose, they are moved from the first dose column to the series completed column. **Because of this, the total first dose category may show a change from report to report not matching the total receiving their first dose from the previous day.** Persons receiving Johnson & Johnson vaccines will always be counted in the series completed column.

COVID-19 doses for vaccinated persons in Florida

Doses administered 92,784

People receiving one dose of a 1-dose series (Johnson & Johnson) or receiving only one dose of a 2-dose series (Moderna, Pfizer) count once. Persons receiving both doses of a 2-dose series count twice.

Current status of persons vaccinated for COVID-19 in Florida

Total people vaccinated 54,092

First dose 9,571

Series completed 44,521

Completed 1-dose series 5,829

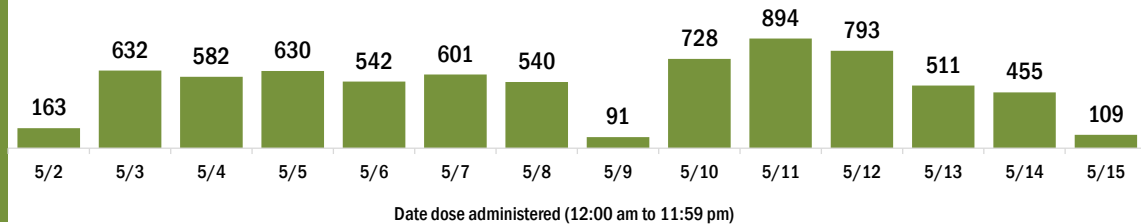
Completed 2-dose series 38,692

First dose: current number of people who have only received their first dose of the Moderna or Pfizer vaccine.

Series complete: current number of people who have received both Moderna or Pfizer vaccine doses or one Johnson & Johnson dose and are considered fully immunized.

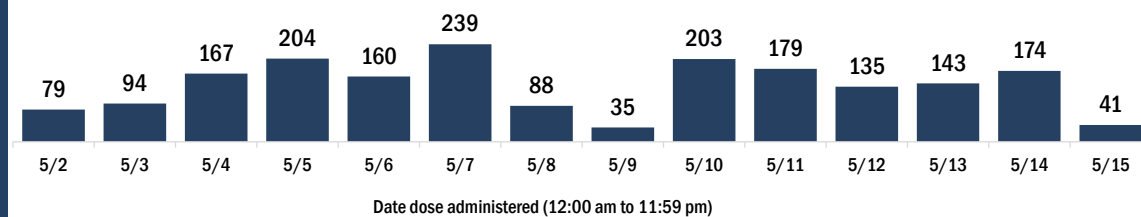
Demographic summary	First dose	Series complete	Total people vaccinated
Age group	9,571	44,521	54,092
16-24 years	978	1,606	2,584
25-34 years	1,151	2,682	3,833
35-44 years	1,349	4,074	5,423
45-54 years	1,589	5,690	7,279
55-64 years	2,164	10,190	12,354
65-74 years	1,403	12,307	13,710
75-84 years	679	6,093	6,772
85+ years	258	1,879	2,137
Race	9,571	44,521	54,092
White	5,844	31,168	37,012
Black	749	2,881	3,630
American Indian/Alaskan	52	210	262
Other	1,259	3,639	4,898
Unknown	1,667	6,623	8,290
Other race includes Asian, native Hawaiian/Pacific Islander, or other.			
Ethnicity	9,571	44,521	54,092
Hispanic	806	1,991	2,797
Non-Hispanic	5,363	27,217	32,580
Unknown	3,402	15,313	18,715
Gender	9,571	44,521	54,092
Female	5,207	24,525	29,732
Male	4,359	19,989	24,348
Unknown	5	7	12

COVID-19 doses administered for the past 2 weeks

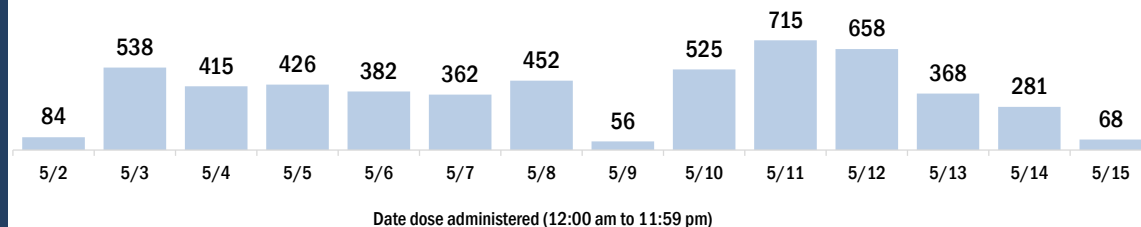


Persons vaccinated for COVID-19 for the past 2 weeks

Number of persons who received their first dose of a two-dose series of the COVID-19 vaccine



Number of persons who completed the COVID-19 vaccine series



COVID-19: Bradford County vaccine summary

Vaccination data through May 15, 2021 as of May 16, 2021 at 12:05 AM

Data in this report are provisional and subject to change.

Data in this summary pertain to COVID-19 vaccines approved by the U.S. Food and Drug Administration and have been issued an Emergency Use Authorization (Janssen COVID-19 Vaccine, Moderna COVID-19 Vaccine and Pfizer-BioNTech COVID-19 Vaccine). These data summarize the number of people who have received either their first dose or have completed the series for a COVID-19 vaccine. **A person can only be counted in one category, first dose or series complete.** For persons receiving Moderna or Pfizer vaccines, once they receive their second dose, they are moved from the first dose column to the series completed column. **Because of this, the total first dose category may show a change from report to report not matching the total receiving their first dose from the previous day.** Persons receiving Johnson & Johnson vaccines will always be counted in the series completed column.

COVID-19 doses for vaccinated persons in Florida

Doses administered 11,922

People receiving one dose of a 1-dose series (Johnson & Johnson) or receiving only one dose of a 2-dose series (Moderna, Pfizer) count once. Persons receiving both doses of a 2-dose series count twice.

Current status of persons vaccinated for COVID-19 in Florida

Total people vaccinated 6,927

First dose 1,561

Series completed 5,366

Completed 1-dose series 371

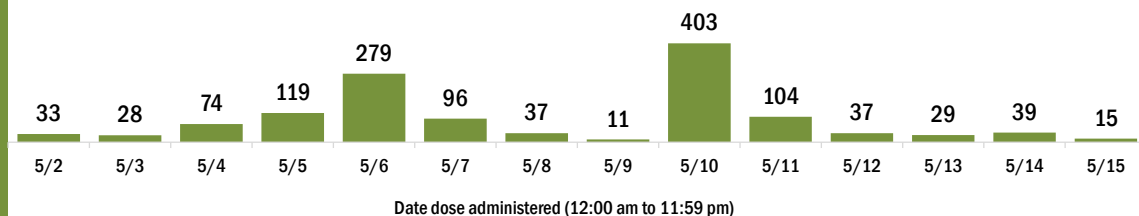
Completed 2-dose series 4,995

First dose: current number of people who have only received their first dose of the Moderna or Pfizer vaccine.

Series complete: current number of people who have received both Moderna or Pfizer vaccine doses or one Johnson & Johnson dose and are considered fully immunized.

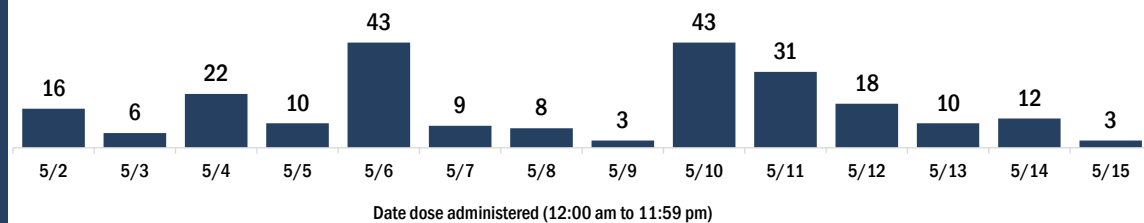
Demographic summary	First dose	Series complete	Total people vaccinated
Age group	1,561	5,366	6,927
16-24 years	111	125	236
25-34 years	250	287	537
35-44 years	362	444	806
45-54 years	317	666	983
55-64 years	302	1,224	1,526
65-74 years	129	1,513	1,642
75-84 years	67	842	909
85+ years	23	265	288
Race	1,561	5,366	6,927
White	885	3,882	4,767
Black	510	879	1,389
American Indian/Alaskan	3	31	34
Other	102	412	514
Unknown	61	162	223
Other race includes Asian, native Hawaiian/Pacific Islander, or other.			
Ethnicity	1,561	5,366	6,927
Hispanic	79	138	217
Non-Hispanic	827	4,666	5,493
Unknown	655	562	1,217
Gender	1,561	5,366	6,927
Female	426	2,742	3,168
Male	1,134	2,624	3,758
Unknown	1	0	1

COVID-19 doses administered for the past 2 weeks

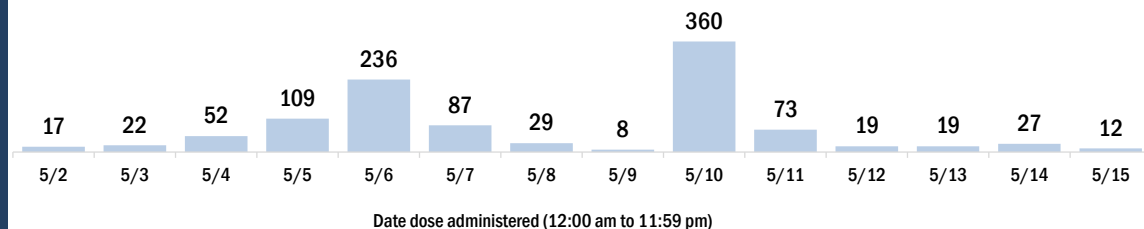


Persons vaccinated for COVID-19 for the past 2 weeks

Number of persons who received their first dose of a two-dose series of the COVID-19 vaccine



Number of persons who completed the COVID-19 vaccine series



COVID-19: Brevard County vaccine summary

Vaccination data through May 15, 2021 as of May 16, 2021 at 12:05 AM

Data in this report are provisional and subject to change.

Data in this summary pertain to COVID-19 vaccines approved by the U.S. Food and Drug Administration and have been issued an Emergency Use Authorization (Janssen COVID-19 Vaccine, Moderna COVID-19 Vaccine and Pfizer-BioNTech COVID-19 Vaccine). These data summarize the number of people who have received either their first dose or have completed the series for a COVID-19 vaccine. **A person can only be counted in one category, first dose or series complete.** For persons receiving Moderna or Pfizer vaccines, once they receive their second dose, they are moved from the first dose column to the series completed column. **Because of this, the total first dose category may show a change from report to report not matching the total receiving their first dose from the previous day.** Persons receiving Johnson & Johnson vaccines will always be counted in the series completed column.

COVID-19 doses for vaccinated persons in Florida

Doses administered 450,835

People receiving one dose of a 1-dose series (Johnson & Johnson) or receiving only one dose of a 2-dose series (Moderna, Pfizer) count once. Persons receiving both doses of a 2-dose series count twice.

Current status of persons vaccinated for COVID-19 in Florida

Total people vaccinated 259,675

First dose 48,825

Series completed 210,850

Completed 1-dose series 19,690

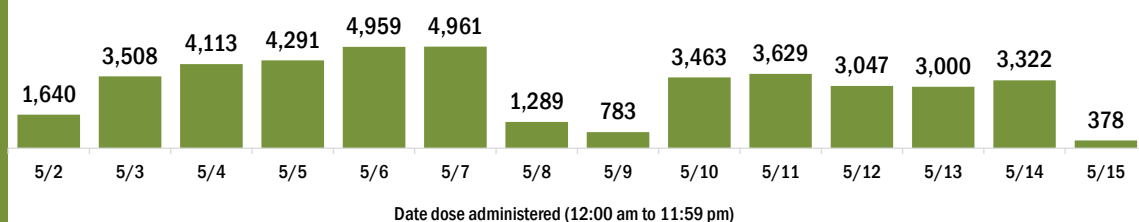
Completed 2-dose series 191,160

First dose: current number of people who have only received their first dose of the Moderna or Pfizer vaccine.

Series complete: current number of people who have received both Moderna or Pfizer vaccine doses or one Johnson & Johnson dose and are considered fully immunized.

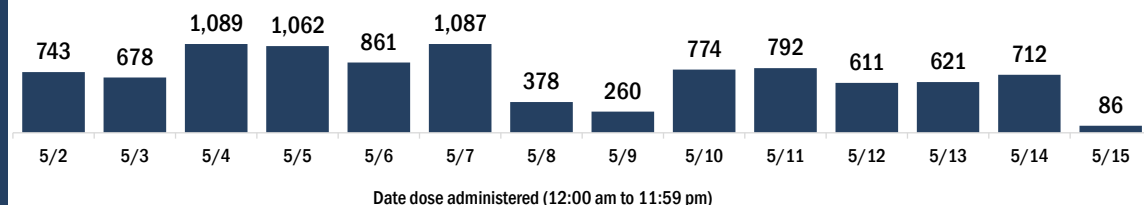
Demographic summary	First dose	Series complete	Total people vaccinated
Age group	48,825	210,850	259,675
16-24 years	5,201	8,942	14,143
25-34 years	5,870	12,983	18,853
35-44 years	6,242	17,189	23,431
45-54 years	7,000	24,878	31,878
55-64 years	10,169	48,291	58,460
65-74 years	7,755	55,682	63,437
75-84 years	4,521	31,459	35,980
85+ years	2,067	11,426	13,493
Race	48,825	210,850	259,675
White	31,262	143,168	174,430
Black	3,969	11,089	15,058
American Indian/Alaskan	288	904	1,192
Other	5,083	19,329	24,412
Unknown	8,223	36,360	44,583
Other race includes Asian, native Hawaiian/Pacific Islander, or other.			
Ethnicity	48,825	210,850	259,675
Hispanic	4,374	12,026	16,400
Non-Hispanic	26,966	120,426	147,392
Unknown	17,485	78,398	95,883
Gender	48,825	210,850	259,675
Female	25,764	118,525	144,289
Male	22,942	92,105	115,047
Unknown	119	220	339

COVID-19 doses administered for the past 2 weeks

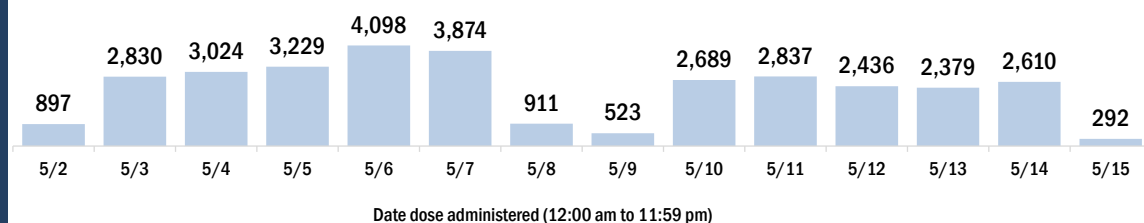


Persons vaccinated for COVID-19 for the past 2 weeks

Number of persons who received their first dose of a two-dose series of the COVID-19 vaccine



Number of persons who completed the COVID-19 vaccine series



COVID-19: Broward County vaccine summary

Vaccination data through May 15, 2021 as of May 16, 2021 at 12:05 AM

Data in this report are provisional and subject to change.

Data in this summary pertain to COVID-19 vaccines approved by the U.S. Food and Drug Administration and have been issued an Emergency Use Authorization (Janssen COVID-19 Vaccine, Moderna COVID-19 Vaccine and Pfizer-BioNTech COVID-19 Vaccine). These data summarize the number of people who have received either their first dose or have completed the series for a COVID-19 vaccine. **A person can only be counted in one category, first dose or series complete.** For persons receiving Moderna or Pfizer vaccines, once they receive their second dose, they are moved from the first dose column to the series completed column. **Because of this, the total first dose category may show a change from report to report not matching the total receiving their first dose from the previous day.** Persons receiving Johnson & Johnson vaccines will always be counted in the series completed column.

COVID-19 doses for vaccinated persons in Florida

Doses administered 1,548,754

People receiving one dose of a 1-dose series (Johnson & Johnson) or receiving only one dose of a 2-dose series (Moderna, Pfizer) count once. Persons receiving both doses of a 2-dose series count twice.

Current status of persons vaccinated for COVID-19 in Florida

Total people vaccinated 908,676

First dose 210,287

Series completed 698,389

Completed 1-dose series 58,311

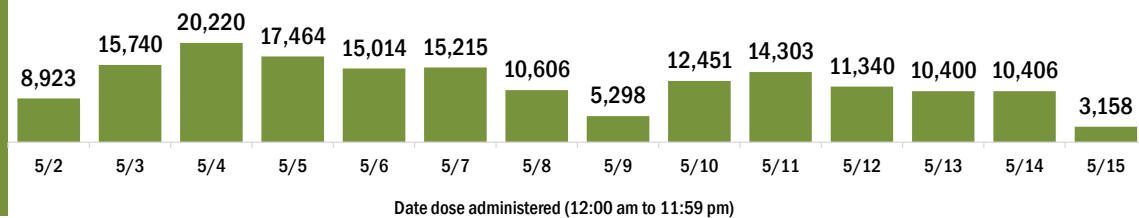
Completed 2-dose series 640,078

First dose: current number of people who have only received their first dose of the Moderna or Pfizer vaccine.

Series complete: current number of people who have received both Moderna or Pfizer vaccine doses or one Johnson & Johnson dose and are considered fully immunized.

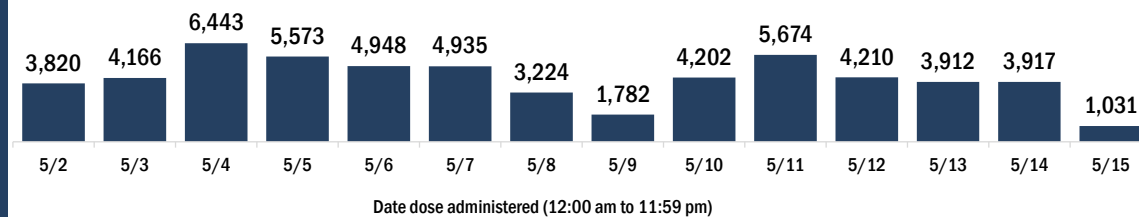
Demographic summary	First dose	Series complete	Total people vaccinated
Age group	210,287	698,389	908,676
16-24 years	25,202	41,589	66,791
25-34 years	27,002	60,057	87,059
35-44 years	33,271	88,398	121,669
45-54 years	37,395	121,410	158,805
55-64 years	37,083	154,183	191,266
65-74 years	28,428	137,944	166,372
75-84 years	14,911	69,480	84,391
85+ years	6,995	25,328	32,323
Race	210,287	698,389	908,676
White	113,581	428,694	542,275
Black	29,070	85,487	114,557
American Indian/Alaskan	1,086	2,808	3,894
Other	25,344	83,858	109,202
Unknown	41,206	97,542	138,748
Other race includes Asian, native Hawaiian/Pacific Islander, or other.			
Ethnicity	210,287	698,389	908,676
Hispanic	62,125	165,740	227,865
Non-Hispanic	75,411	334,982	410,393
Unknown	72,751	197,667	270,418
Gender	210,287	698,389	908,676
Female	110,418	376,826	487,244
Male	99,209	320,267	419,476
Unknown	660	1,296	1,956

COVID-19 doses administered for the past 2 weeks

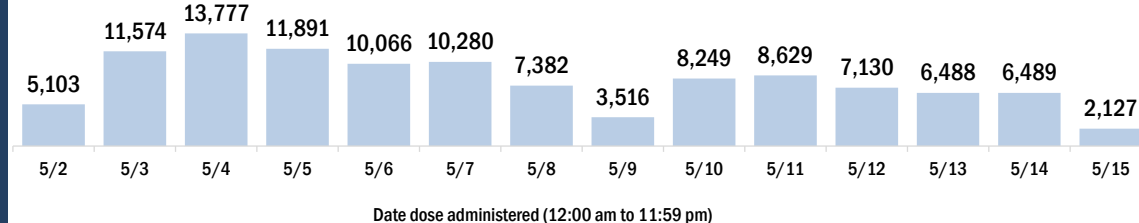


Persons vaccinated for COVID-19 for the past 2 weeks

Number of persons who received their first dose of a two-dose series of the COVID-19 vaccine



Number of persons who completed the COVID-19 vaccine series



COVID-19: Calhoun County vaccine summary

Vaccination data through May 15, 2021 as of May 16, 2021 at 12:05 AM

Data in this report are provisional and subject to change.

Data in this summary pertain to COVID-19 vaccines approved by the U.S. Food and Drug Administration and have been issued an Emergency Use Authorization (Janssen COVID-19 Vaccine, Moderna COVID-19 Vaccine and Pfizer-BioNTech COVID-19 Vaccine). These data summarize the number of people who have received either their first dose or have completed the series for a COVID-19 vaccine. **A person can only be counted in one category, first dose or series complete.** For persons receiving Moderna or Pfizer vaccines, once they receive their second dose, they are moved from the first dose column to the series completed column. **Because of this, the total first dose category may show a change from report to report not matching the total receiving their first dose from the previous day.** Persons receiving Johnson & Johnson vaccines will always be counted in the series completed column.

COVID-19 doses for vaccinated persons in Florida

Doses administered 5,605

People receiving one dose of a 1-dose series (Johnson & Johnson) or receiving only one dose of a 2-dose series (Moderna, Pfizer) count once. Persons receiving both doses of a 2-dose series count twice.

Current status of persons vaccinated for COVID-19 in Florida

Total people vaccinated 3,313

First dose 818

Series completed 2,495

Completed 1-dose series 203

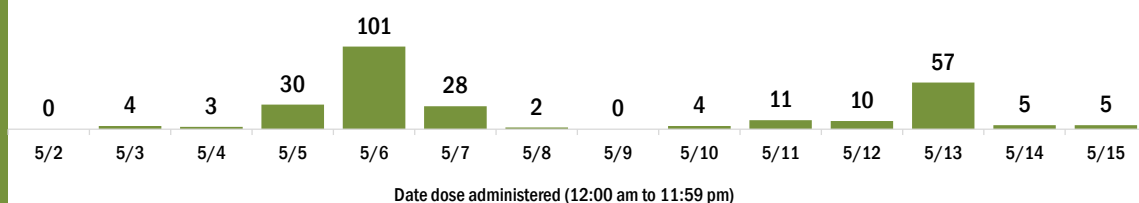
Completed 2-dose series 2,292

First dose: current number of people who have only received their first dose of the Moderna or Pfizer vaccine.

Series complete: current number of people who have received both Moderna or Pfizer vaccine doses or one Johnson & Johnson dose and are considered fully immunized.

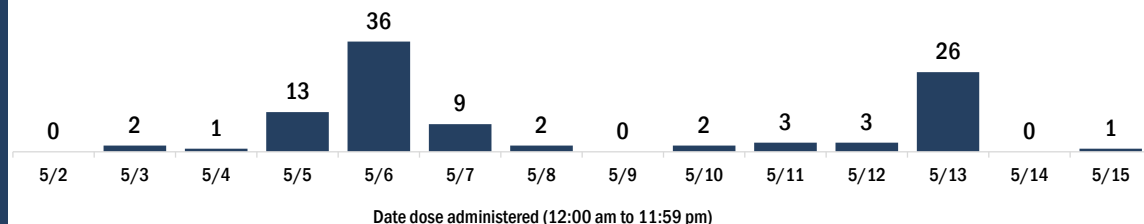
Demographic summary	First dose	Series complete	Total people vaccinated
Age group	818	2,495	3,313
16-24 years	51	44	95
25-34 years	99	80	179
35-44 years	168	136	304
45-54 years	186	262	448
55-64 years	160	500	660
65-74 years	87	818	905
75-84 years	48	471	519
85+ years	19	184	203
Race	818	2,495	3,313
White	501	1,760	2,261
Black	200	172	372
American Indian/Alaskan	5	16	21
Other	61	336	397
Unknown	51	211	262
Other race includes Asian, native Hawaiian/Pacific Islander, or other.			
Ethnicity	818	2,495	3,313
Hispanic	8	52	60
Non-Hispanic	198	1,394	1,592
Unknown	612	1,049	1,661
Gender	818	2,495	3,313
Female	199	1,388	1,587
Male	619	1,106	1,725
Unknown	0	1	1

COVID-19 doses administered for the past 2 weeks

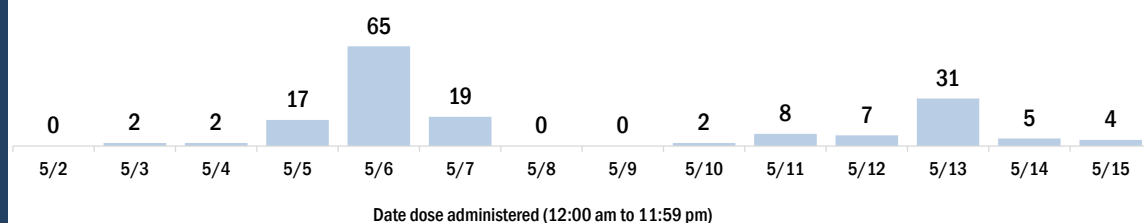


Persons vaccinated for COVID-19 for the past 2 weeks

Number of persons who received their first dose of a two-dose series of the COVID-19 vaccine



Number of persons who completed the COVID-19 vaccine series



COVID-19: Charlotte County vaccine summary

Vaccination data through May 15, 2021 as of May 16, 2021 at 12:05 AM

Data in this report are provisional and subject to change.

Data in this summary pertain to COVID-19 vaccines approved by the U.S. Food and Drug Administration and have been issued an Emergency Use Authorization (Janssen COVID-19 Vaccine, Moderna COVID-19 Vaccine and Pfizer-BioNTech COVID-19 Vaccine). These data summarize the number of people who have received either their first dose or have completed the series for a COVID-19 vaccine. **A person can only be counted in one category, first dose or series complete.** For persons receiving Moderna or Pfizer vaccines, once they receive their second dose, they are moved from the first dose column to the series completed column. **Because of this, the total first dose category may show a change from report to report not matching the total receiving their first dose from the previous day.** Persons receiving Johnson & Johnson vaccines will always be counted in the series completed column.

COVID-19 doses for vaccinated persons in Florida

Doses administered 185,158

People receiving one dose of a 1-dose series (Johnson & Johnson) or receiving only one dose of a 2-dose series (Moderna, Pfizer) count once. Persons receiving both doses of a 2-dose series count twice.

Current status of persons vaccinated for COVID-19 in Florida

Total people vaccinated 107,435

First dose 23,545

Series completed 83,890

Completed 1-dose series 6,167

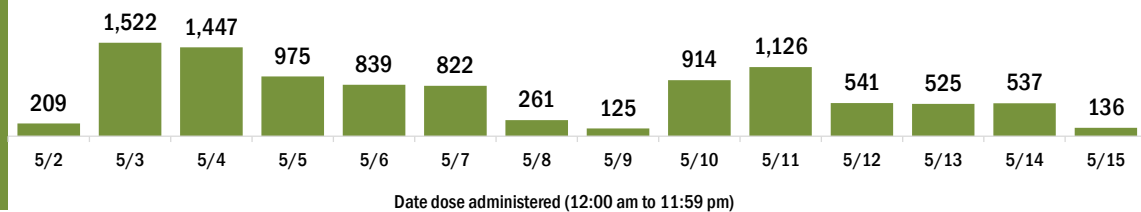
Completed 2-dose series 77,723

First dose: current number of people who have only received their first dose of the Moderna or Pfizer vaccine.

Series complete: current number of people who have received both Moderna or Pfizer vaccine doses or one Johnson & Johnson dose and are considered fully immunized.

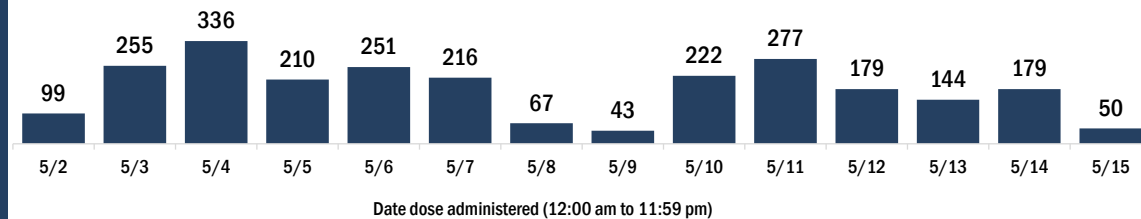
Demographic summary	First dose	Series complete	Total people vaccinated
Age group	23,545	83,890	107,435
16-24 years	990	1,338	2,328
25-34 years	1,020	1,985	3,005
35-44 years	1,339	2,852	4,191
45-54 years	2,294	5,775	8,069
55-64 years	5,191	16,255	21,446
65-74 years	6,760	31,469	38,229
75-84 years	4,439	18,791	23,230
85+ years	1,512	5,425	6,937
Race	23,545	83,890	107,435
White	17,557	64,042	81,599
Black	774	1,762	2,536
American Indian/Alaskan	144	338	482
Other	1,713	5,513	7,226
Unknown	3,357	12,235	15,592
Other race includes Asian, native Hawaiian/Pacific Islander, or other.			
Ethnicity	23,545	83,890	107,435
Hispanic	1,091	2,433	3,524
Non-Hispanic	13,569	51,396	64,965
Unknown	8,885	30,061	38,946
Gender	23,545	83,890	107,435
Female	12,370	46,291	58,661
Male	11,143	37,571	48,714
Unknown	32	28	60

COVID-19 doses administered for the past 2 weeks

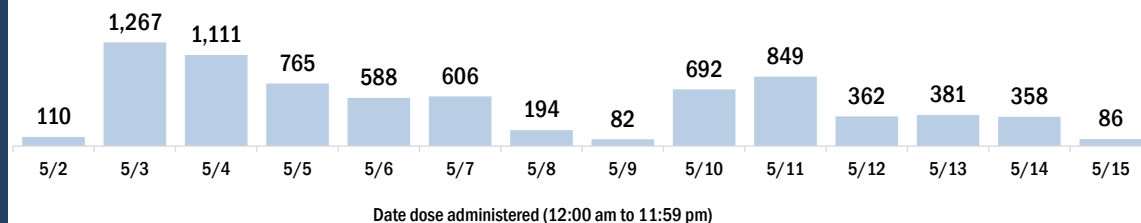


Persons vaccinated for COVID-19 for the past 2 weeks

Number of persons who received their first dose of a two-dose series of the COVID-19 vaccine



Number of persons who completed the COVID-19 vaccine series



COVID-19: Citrus County vaccine summary

Vaccination data through May 15, 2021 as of May 16, 2021 at 12:05 AM

Data in this report are provisional and subject to change.

Data in this summary pertain to COVID-19 vaccines approved by the U.S. Food and Drug Administration and have been issued an Emergency Use Authorization (Janssen COVID-19 Vaccine, Moderna COVID-19 Vaccine and Pfizer-BioNTech COVID-19 Vaccine). These data summarize the number of people who have received either their first dose or have completed the series for a COVID-19 vaccine. **A person can only be counted in one category, first dose or series complete.** For persons receiving Moderna or Pfizer vaccines, once they receive their second dose, they are moved from the first dose column to the series completed column. **Because of this, the total first dose category may show a change from report to report not matching the total receiving their first dose from the previous day.** Persons receiving Johnson & Johnson vaccines will always be counted in the series completed column.

COVID-19 doses for vaccinated persons in Florida

Doses administered 113,784

People receiving one dose of a 1-dose series (Johnson & Johnson) or receiving only one dose of a 2-dose series (Moderna, Pfizer) count once. Persons receiving both doses of a 2-dose series count twice.

Current status of persons vaccinated for COVID-19 in Florida

Total people vaccinated 62,912

First dose 9,855

Series completed 53,057

Completed 1-dose series 2,185

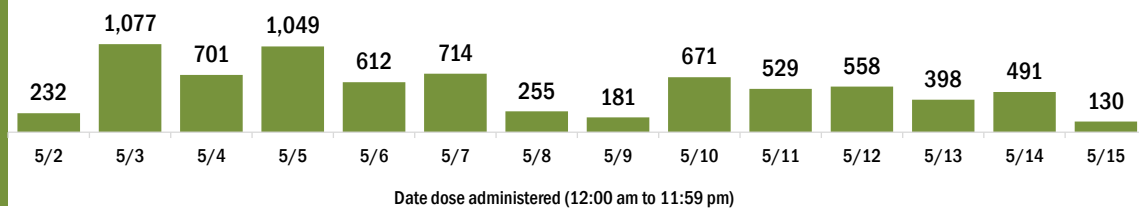
Completed 2-dose series 50,872

First dose: current number of people who have only received their first dose of the Moderna or Pfizer vaccine.

Series complete: current number of people who have received both Moderna or Pfizer vaccine doses or one Johnson & Johnson dose and are considered fully immunized.

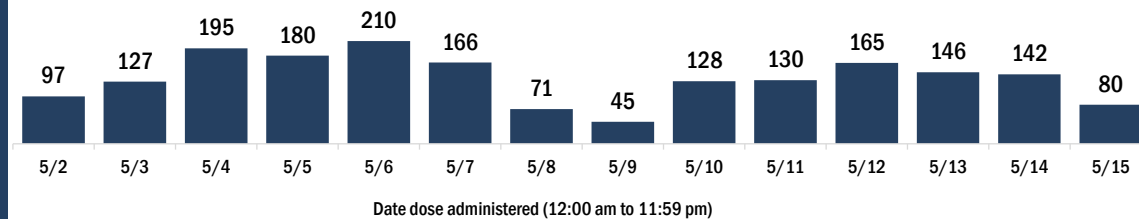
Demographic summary	First dose	Series complete	Total people vaccinated
Age group	9,855	53,057	62,912
16-24 years	603	932	1,535
25-34 years	619	1,338	1,957
35-44 years	694	1,903	2,597
45-54 years	1,191	3,675	4,866
55-64 years	2,058	9,598	11,656
65-74 years	2,546	19,139	21,685
75-84 years	1,619	12,744	14,363
85+ years	525	3,728	4,253
Race	9,855	53,057	62,912
White	7,308	40,196	47,504
Black	222	797	1,019
American Indian/Alaskan	52	289	341
Other	731	3,468	4,199
Unknown	1,542	8,307	9,849
Other race includes Asian, native Hawaiian/Pacific Islander, or other.			
Ethnicity	9,855	53,057	62,912
Hispanic	452	1,755	2,207
Non-Hispanic	5,981	31,883	37,864
Unknown	3,422	19,419	22,841
Gender	9,855	53,057	62,912
Female	5,395	30,020	35,415
Male	4,438	23,022	27,460
Unknown	22	15	37

COVID-19 doses administered for the past 2 weeks

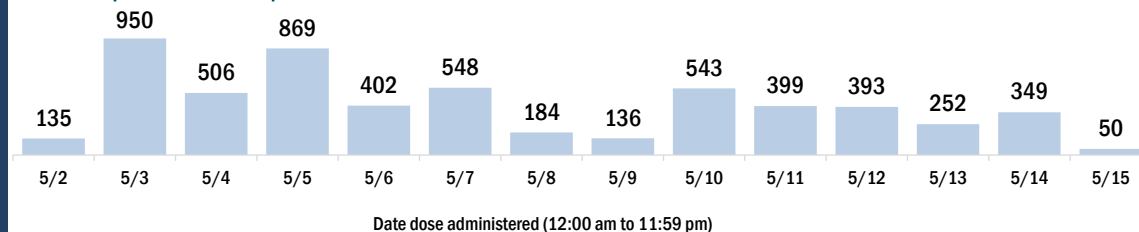


Persons vaccinated for COVID-19 for the past 2 weeks

Number of persons who received their first dose of a two-dose series of the COVID-19 vaccine



Number of persons who completed the COVID-19 vaccine series



COVID-19: Clay County vaccine summary

Vaccination data through May 15, 2021 as of May 16, 2021 at 12:05 AM

Data in this report are provisional and subject to change.

Data in this summary pertain to COVID-19 vaccines approved by the U.S. Food and Drug Administration and have been issued an Emergency Use Authorization (Janssen COVID-19 Vaccine, Moderna COVID-19 Vaccine and Pfizer-BioNTech COVID-19 Vaccine). These data summarize the number of people who have received either their first dose or have completed the series for a COVID-19 vaccine. **A person can only be counted in one category, first dose or series complete.** For persons receiving Moderna or Pfizer vaccines, once they receive their second dose, they are moved from the first dose column to the series completed column. **Because of this, the total first dose category may show a change from report to report not matching the total receiving their first dose from the previous day.** Persons receiving Johnson & Johnson vaccines will always be counted in the series completed column.

COVID-19 doses for vaccinated persons in Florida

Doses administered 119,053

People receiving one dose of a 1-dose series (Johnson & Johnson) or receiving only one dose of a 2-dose series (Moderna, Pfizer) count once. Persons receiving both doses of a 2-dose series count twice.

Current status of persons vaccinated for COVID-19 in Florida

Total people vaccinated 66,911

First dose 11,068

Series completed 55,843

Completed 1-dose series 3,701

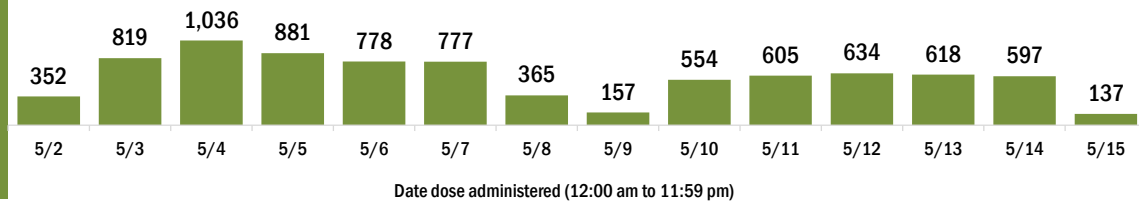
Completed 2-dose series 52,142

First dose: current number of people who have only received their first dose of the Moderna or Pfizer vaccine.

Series complete: current number of people who have received both Moderna or Pfizer vaccine doses or one Johnson & Johnson dose and are considered fully immunized.

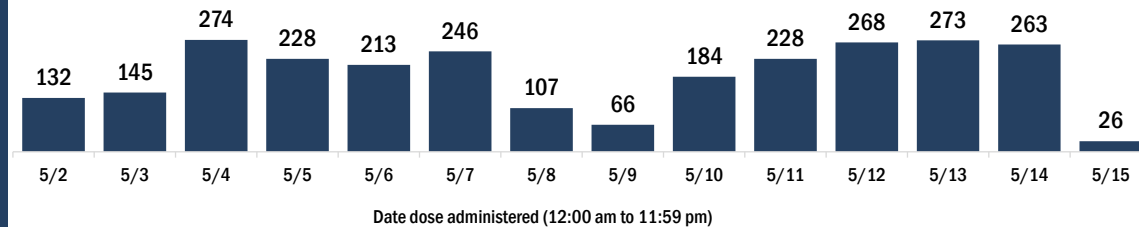
Demographic summary	First dose	Series complete	Total people vaccinated
Age group	11,068	55,843	66,911
16-24 years	1,535	2,913	4,448
25-34 years	1,364	3,414	4,778
35-44 years	1,742	5,517	7,259
45-54 years	1,915	8,108	10,023
55-64 years	2,201	12,183	14,384
65-74 years	1,210	14,412	15,622
75-84 years	768	7,152	7,920
85+ years	333	2,144	2,477
Race	11,068	55,843	66,911
White	6,348	39,164	45,512
Black	965	4,052	5,017
American Indian/Alaskan	50	250	300
Other	1,476	5,534	7,010
Unknown	2,229	6,843	9,072
Other race includes Asian, native Hawaiian/Pacific Islander, or other.			
Ethnicity	11,068	55,843	66,911
Hispanic	853	3,164	4,017
Non-Hispanic	6,196	39,700	45,896
Unknown	4,019	12,979	16,998
Gender	11,068	55,843	66,911
Female	5,969	31,881	37,850
Male	4,928	23,957	28,885
Unknown	171	5	176

COVID-19 doses administered for the past 2 weeks

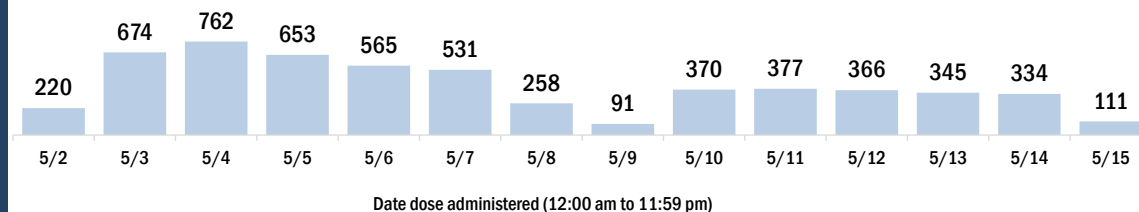


Persons vaccinated for COVID-19 for the past 2 weeks

Number of persons who received their first dose of a two-dose series of the COVID-19 vaccine



Number of persons who completed the COVID-19 vaccine series



COVID-19: Collier County vaccine summary

Vaccination data through May 15, 2021 as of May 16, 2021 at 12:05 AM

Data in this report are provisional and subject to change.

Data in this summary pertain to COVID-19 vaccines approved by the U.S. Food and Drug Administration and have been issued an Emergency Use Authorization (Janssen COVID-19 Vaccine, Moderna COVID-19 Vaccine and Pfizer-BioNTech COVID-19 Vaccine). These data summarize the number of people who have received either their first dose or have completed the series for a COVID-19 vaccine. **A person can only be counted in one category, first dose or series complete.** For persons receiving Moderna or Pfizer vaccines, once they receive their second dose, they are moved from the first dose column to the series completed column. **Because of this, the total first dose category may show a change from report to report not matching the total receiving their first dose from the previous day.** Persons receiving Johnson & Johnson vaccines will always be counted in the series completed column.

COVID-19 doses for vaccinated persons in Florida

Doses administered 349,624

People receiving one dose of a 1-dose series (Johnson & Johnson) or receiving only one dose of a 2-dose series (Moderna, Pfizer) count once. Persons receiving both doses of a 2-dose series count twice.

Current status of persons vaccinated for COVID-19 in Florida

Total people vaccinated 200,084

First dose 36,260

Series completed 163,824

Completed 1-dose series 14,284

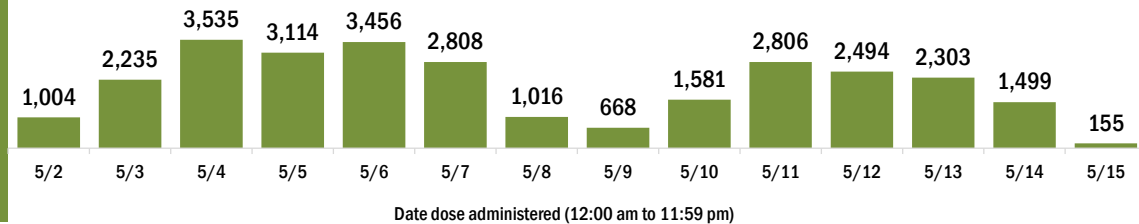
Completed 2-dose series 149,540

First dose: current number of people who have only received their first dose of the Moderna or Pfizer vaccine.

Series complete: current number of people who have received both Moderna or Pfizer vaccine doses or one Johnson & Johnson dose and are considered fully immunized.

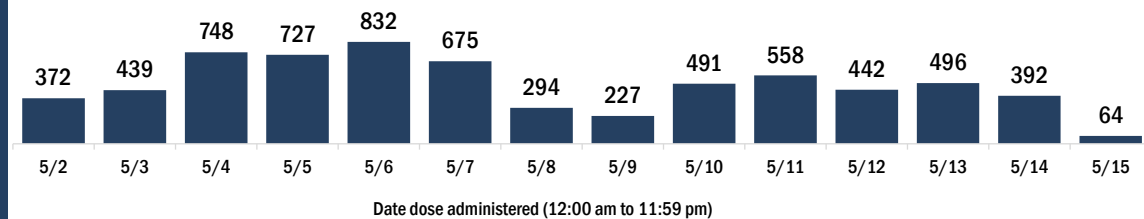
Demographic summary	First dose	Series complete	Total people vaccinated
Age group	36,260	163,824	200,084
16-24 years	3,091	4,566	7,657
25-34 years	3,177	6,743	9,920
35-44 years	4,038	9,510	13,548
45-54 years	5,167	15,138	20,305
55-64 years	7,006	29,843	36,849
65-74 years	7,120	52,070	59,190
75-84 years	4,814	35,602	40,416
85+ years	1,847	10,352	12,199
Race	36,260	163,824	200,084
White	23,422	108,539	131,961
Black	921	2,415	3,336
American Indian/Alaskan	128	503	631
Other	4,139	13,534	17,673
Unknown	7,650	38,833	46,483
Other race includes Asian, native Hawaiian/Pacific Islander, or other.			
Ethnicity	36,260	163,824	200,084
Hispanic	7,052	15,007	22,059
Non-Hispanic	14,709	74,906	89,615
Unknown	14,499	73,911	88,410
Gender	36,260	163,824	200,084
Female	19,049	88,998	108,047
Male	16,978	74,535	91,513
Unknown	233	291	524

COVID-19 doses administered for the past 2 weeks

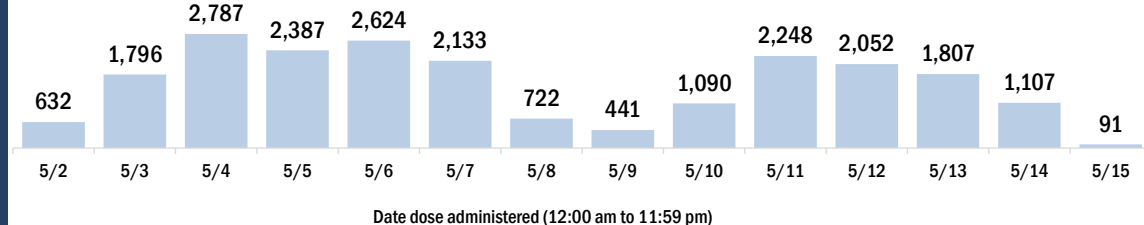


Persons vaccinated for COVID-19 for the past 2 weeks

Number of persons who received their first dose of a two-dose series of the COVID-19 vaccine



Number of persons who completed the COVID-19 vaccine series



COVID-19: Columbia County vaccine summary

Vaccination data through May 15, 2021 as of May 16, 2021 at 12:05 AM

Data in this report are provisional and subject to change.

Data in this summary pertain to COVID-19 vaccines approved by the U.S. Food and Drug Administration and have been issued an Emergency Use Authorization (Janssen COVID-19 Vaccine, Moderna COVID-19 Vaccine and Pfizer-BioNTech COVID-19 Vaccine). These data summarize the number of people who have received either their first dose or have completed the series for a COVID-19 vaccine. **A person can only be counted in one category, first dose or series complete.** For persons receiving Moderna or Pfizer vaccines, once they receive their second dose, they are moved from the first dose column to the series completed column. **Because of this, the total first dose category may show a change from report to report not matching the total receiving their first dose from the previous day.** Persons receiving Johnson & Johnson vaccines will always be counted in the series completed column.

COVID-19 doses for vaccinated persons in Florida

Doses administered 29,336

People receiving one dose of a 1-dose series (Johnson & Johnson) or receiving only one dose of a 2-dose series (Moderna, Pfizer) count once. Persons receiving both doses of a 2-dose series count twice.

Current status of persons vaccinated for COVID-19 in Florida

Total people vaccinated 16,861

First dose 2,628

Series completed 14,233

Completed 1-dose series 1,758

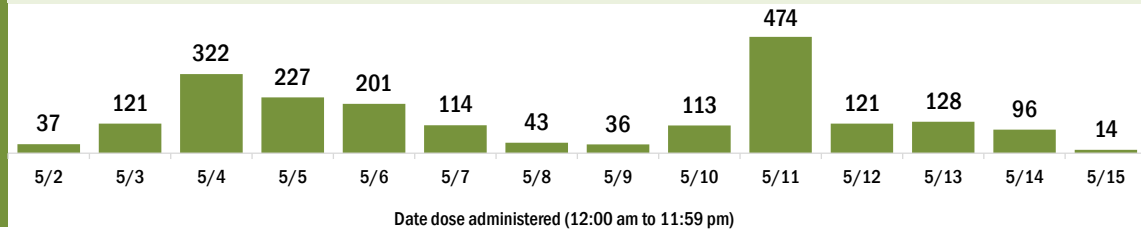
Completed 2-dose series 12,475

First dose: current number of people who have only received their first dose of the Moderna or Pfizer vaccine.

Series complete: current number of people who have received both Moderna or Pfizer vaccine doses or one Johnson & Johnson dose and are considered fully immunized.

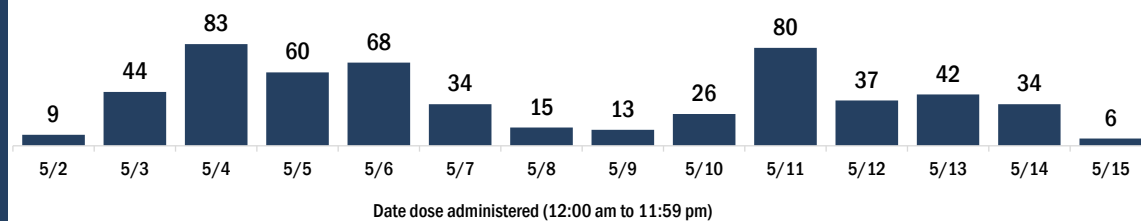
Demographic summary	First dose	Series complete	Total people vaccinated
Age group	2,628	14,233	16,861
16-24 years	308	502	810
25-34 years	302	665	967
35-44 years	366	1,009	1,375
45-54 years	470	1,627	2,097
55-64 years	612	2,959	3,571
65-74 years	344	4,310	4,654
75-84 years	168	2,451	2,619
85+ years	58	710	768
Race	2,628	14,233	16,861
White	1,558	10,175	11,733
Black	428	1,633	2,061
American Indian/Alaskan	11	74	85
Other	292	975	1,267
Unknown	339	1,376	1,715
Other race includes Asian, native Hawaiian/Pacific Islander, or other.			
Ethnicity	2,628	14,233	16,861
Hispanic	188	530	718
Non-Hispanic	1,428	10,285	11,713
Unknown	1,012	3,418	4,430
Gender	2,628	14,233	16,861
Female	1,109	8,024	9,133
Male	1,514	6,209	7,723
Unknown	5	0	5

COVID-19 doses administered for the past 2 weeks

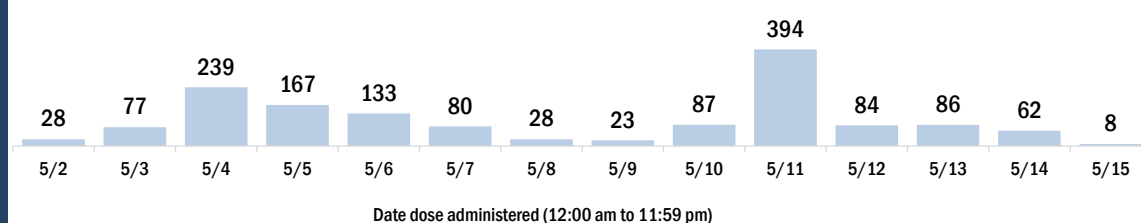


Persons vaccinated for COVID-19 for the past 2 weeks

Number of persons who received their first dose of a two-dose series of the COVID-19 vaccine



Number of persons who completed the COVID-19 vaccine series



COVID-19: Dade County vaccine summary

Vaccination data through May 15, 2021 as of May 16, 2021 at 12:05 AM

Data in this report are provisional and subject to change.

Data in this summary pertain to COVID-19 vaccines approved by the U.S. Food and Drug Administration and have been issued an Emergency Use Authorization (Janssen COVID-19 Vaccine, Moderna COVID-19 Vaccine and Pfizer-BioNTech COVID-19 Vaccine). These data summarize the number of people who have received either their first dose or have completed the series for a COVID-19 vaccine. **A person can only be counted in one category, first dose or series complete.** For persons receiving Moderna or Pfizer vaccines, once they receive their second dose, they are moved from the first dose column to the series completed column. **Because of this, the total first dose category may show a change from report to report not matching the total receiving their first dose from the previous day.** Persons receiving Johnson & Johnson vaccines will always be counted in the series completed column.

COVID-19 doses for vaccinated persons in Florida

Doses administered 2,301,904

People receiving one dose of a 1-dose series (Johnson & Johnson) or receiving only one dose of a 2-dose series (Moderna, Pfizer) count once. Persons receiving both doses of a 2-dose series count twice.

Current status of persons vaccinated for COVID-19 in Florida

Total people vaccinated 1,386,286

First dose 340,095

Series completed 1,046,191

Completed 1-dose series 130,573

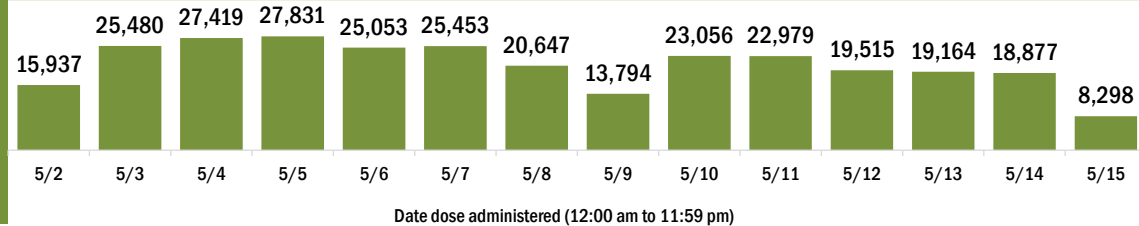
Completed 2-dose series 915,618

First dose: current number of people who have only received their first dose of the Moderna or Pfizer vaccine.

Series complete: current number of people who have received both Moderna or Pfizer vaccine doses or one Johnson & Johnson dose and are considered fully immunized.

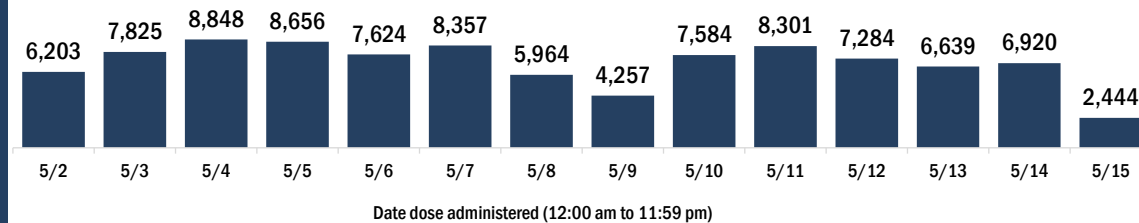
Demographic summary	First dose	Series complete	Total people vaccinated
Age group	340,095	1,046,191	1,386,286
16-24 years	37,410	65,935	103,345
25-34 years	49,919	106,087	156,006
35-44 years	58,190	143,017	201,207
45-54 years	63,257	190,389	253,646
55-64 years	56,937	213,523	270,460
65-74 years	42,336	180,387	222,723
75-84 years	22,330	106,357	128,687
85+ years	9,716	40,496	50,212
Race	340,095	1,046,191	1,386,286
White	224,214	739,269	963,483
Black	21,861	65,989	87,850
American Indian/Alaskan	1,551	2,401	3,952
Other	42,376	114,695	157,071
Unknown	50,093	123,837	173,930
Other race includes Asian, native Hawaiian/Pacific Islander, or other.			
Ethnicity	340,095	1,046,191	1,386,286
Hispanic	183,200	524,444	707,644
Non-Hispanic	51,425	212,407	263,832
Unknown	105,470	309,340	414,810
Gender	340,095	1,046,191	1,386,286
Female	174,988	565,317	740,305
Male	162,860	479,029	641,889
Unknown	2,247	1,845	4,092

COVID-19 doses administered for the past 2 weeks

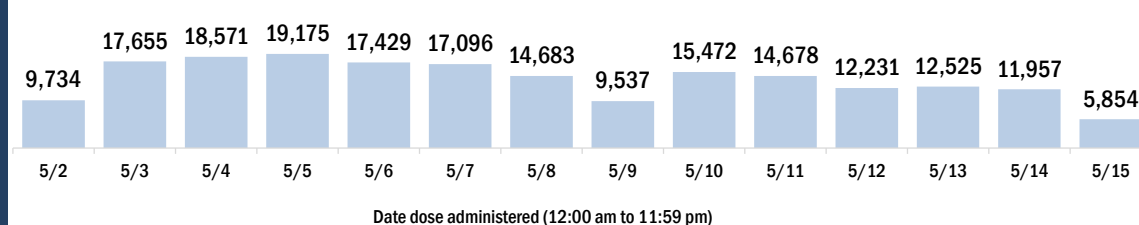


Persons vaccinated for COVID-19 for the past 2 weeks

Number of persons who received their first dose of a two-dose series of the COVID-19 vaccine



Number of persons who completed the COVID-19 vaccine series



COVID-19: Desoto County vaccine summary

Vaccination data through May 15, 2021 as of May 16, 2021 at 12:05 AM

Data in this report are provisional and subject to change.

Data in this summary pertain to COVID-19 vaccines approved by the U.S. Food and Drug Administration and have been issued an Emergency Use Authorization (Janssen COVID-19 Vaccine, Moderna COVID-19 Vaccine and Pfizer-BioNTech COVID-19 Vaccine). These data summarize the number of people who have received either their first dose or have completed the series for a COVID-19 vaccine. **A person can only be counted in one category, first dose or series complete.** For persons receiving Moderna or Pfizer vaccines, once they receive their second dose, they are moved from the first dose column to the series completed column. **Because of this, the total first dose category may show a change from report to report not matching the total receiving their first dose from the previous day.** Persons receiving Johnson & Johnson vaccines will always be counted in the series completed column.

COVID-19 doses for vaccinated persons in Florida

Doses administered 20,763

People receiving one dose of a 1-dose series (Johnson & Johnson) or receiving only one dose of a 2-dose series (Moderna, Pfizer) count once. Persons receiving both doses of a 2-dose series count twice.

Current status of persons vaccinated for COVID-19 in Florida

Total people vaccinated 12,709

First dose 3,991

Series completed 8,718

Completed 1-dose series 664

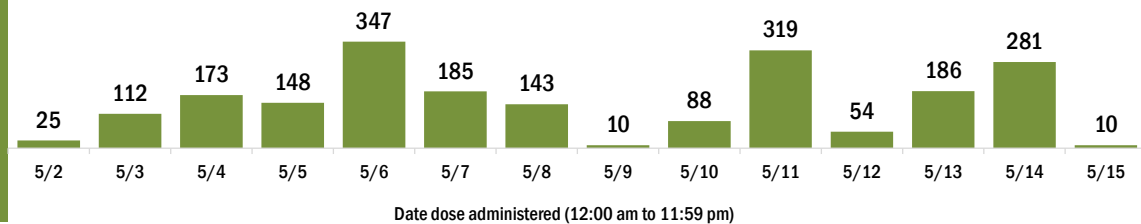
Completed 2-dose series 8,054

First dose: current number of people who have only received their first dose of the Moderna or Pfizer vaccine.

Series complete: current number of people who have received both Moderna or Pfizer vaccine doses or one Johnson & Johnson dose and are considered fully immunized.

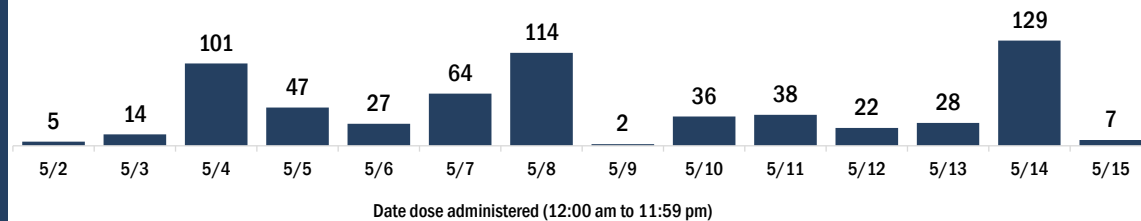
Demographic summary	First dose	Series complete	Total people vaccinated
Age group	3,991	8,718	12,709
16-24 years	352	285	637
25-34 years	569	440	1,009
35-44 years	643	564	1,207
45-54 years	734	823	1,557
55-64 years	772	1,555	2,327
65-74 years	540	2,791	3,331
75-84 years	300	1,833	2,133
85+ years	81	427	508
Race	3,991	8,718	12,709
White	1,714	6,137	7,851
Black	406	473	879
American Indian/Alaskan	11	37	48
Other	1,111	1,036	2,147
Unknown	749	1,035	1,784
Other race includes Asian, native Hawaiian/Pacific Islander, or other.			
Ethnicity	3,991	8,718	12,709
Hispanic	1,274	1,171	2,445
Non-Hispanic	1,516	4,285	5,801
Unknown	1,201	3,262	4,463
Gender	3,991	8,718	12,709
Female	1,198	4,612	5,810
Male	2,793	4,105	6,898
Unknown	0	1	1

COVID-19 doses administered for the past 2 weeks

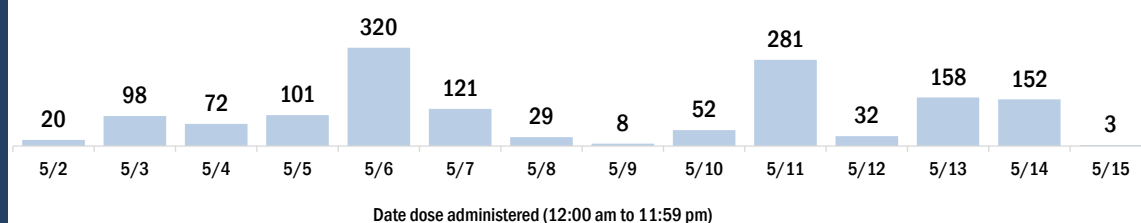


Persons vaccinated for COVID-19 for the past 2 weeks

Number of persons who received their first dose of a two-dose series of the COVID-19 vaccine



Number of persons who completed the COVID-19 vaccine series



COVID-19: Dixie County vaccine summary

Vaccination data through May 15, 2021 as of May 16, 2021 at 12:05 AM

Data in this report are provisional and subject to change.

Data in this summary pertain to COVID-19 vaccines approved by the U.S. Food and Drug Administration and have been issued an Emergency Use Authorization (Janssen COVID-19 Vaccine, Moderna COVID-19 Vaccine and Pfizer-BioNTech COVID-19 Vaccine). These data summarize the number of people who have received either their first dose or have completed the series for a COVID-19 vaccine. **A person can only be counted in one category, first dose or series complete.** For persons receiving Moderna or Pfizer vaccines, once they receive their second dose, they are moved from the first dose column to the series completed column. **Because of this, the total first dose category may show a change from report to report not matching the total receiving their first dose from the previous day.** Persons receiving Johnson & Johnson vaccines will always be counted in the series completed column.

COVID-19 doses for vaccinated persons in Florida

Doses administered 6,553

People receiving one dose of a 1-dose series (Johnson & Johnson) or receiving only one dose of a 2-dose series (Moderna, Pfizer) count once. Persons receiving both doses of a 2-dose series count twice.

Current status of persons vaccinated for COVID-19 in Florida

Total people vaccinated 3,943

First dose 918

Series completed 3,025

Completed 1-dose series 415

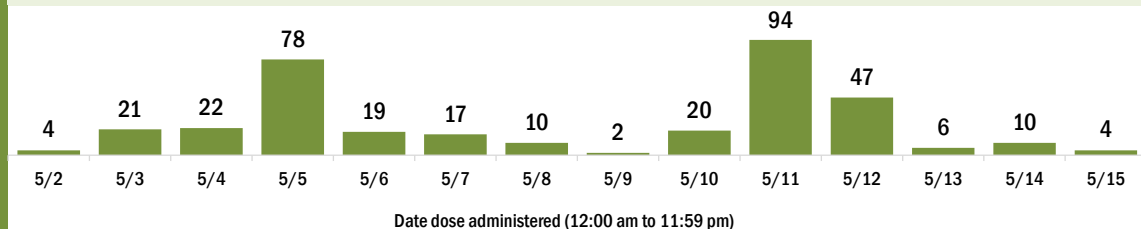
Completed 2-dose series 2,610

First dose: current number of people who have only received their first dose of the Moderna or Pfizer vaccine.

Series complete: current number of people who have received both Moderna or Pfizer vaccine doses or one Johnson & Johnson dose and are considered fully immunized.

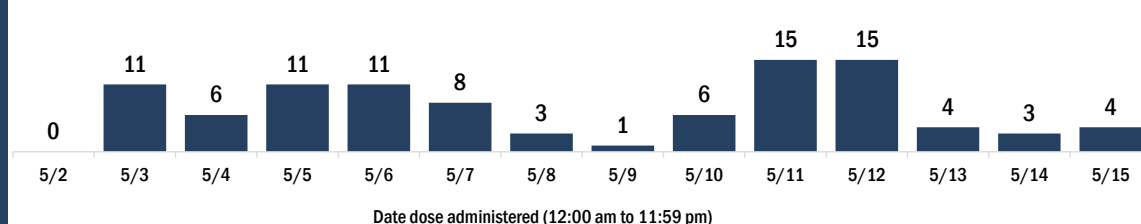
Demographic summary	First dose	Series complete	Total people vaccinated
Age group	918	3,025	3,943
16-24 years	38	45	83
25-34 years	78	55	133
35-44 years	175	136	311
45-54 years	221	242	463
55-64 years	235	690	925
65-74 years	105	1,094	1,199
75-84 years	50	611	661
85+ years	16	152	168
Race	918	3,025	3,943
White	627	2,627	3,254
Black	213	153	366
American Indian/Alaskan	4	16	20
Other	38	83	121
Unknown	36	146	182
Other race includes Asian, native Hawaiian/Pacific Islander, or other.			
Ethnicity	918	3,025	3,943
Hispanic	38	59	97
Non-Hispanic	745	2,322	3,067
Unknown	135	644	779
Gender	918	3,025	3,943
Female	196	1,553	1,749
Male	722	1,472	2,194
Unknown	0	0	0

COVID-19 doses administered for the past 2 weeks

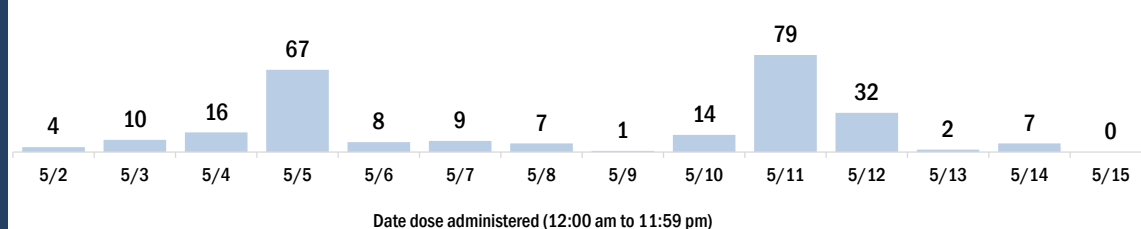


Persons vaccinated for COVID-19 for the past 2 weeks

Number of persons who received their first dose of a two-dose series of the COVID-19 vaccine



Number of persons who completed the COVID-19 vaccine series



COVID-19: Duval County vaccine summary

Vaccination data through May 15, 2021 as of May 16, 2021 at 12:05 AM

Data in this report are provisional and subject to change.

Data in this summary pertain to COVID-19 vaccines approved by the U.S. Food and Drug Administration and have been issued an Emergency Use Authorization (Janssen COVID-19 Vaccine, Moderna COVID-19 Vaccine and Pfizer-BioNTech COVID-19 Vaccine). These data summarize the number of people who have received either their first dose or have completed the series for a COVID-19 vaccine. **A person can only be counted in one category, first dose or series complete.** For persons receiving Moderna or Pfizer vaccines, once they receive their second dose, they are moved from the first dose column to the series completed column. **Because of this, the total first dose category may show a change from report to report not matching the total receiving their first dose from the previous day.** Persons receiving Johnson & Johnson vaccines will always be counted in the series completed column.

COVID-19 doses for vaccinated persons in Florida

Doses administered 604,274

People receiving one dose of a 1-dose series (Johnson & Johnson) or receiving only one dose of a 2-dose series (Moderna, Pfizer) count once. Persons receiving both doses of a 2-dose series count twice.

Current status of persons vaccinated for COVID-19 in Florida

Total people vaccinated 346,682

First dose 62,056

Series completed 284,626

Completed 1-dose series 27,034

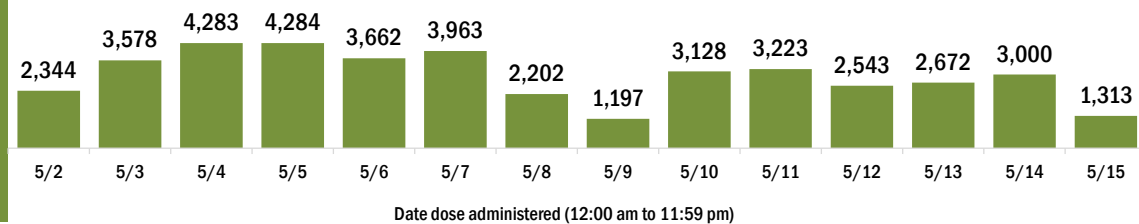
Completed 2-dose series 257,592

First dose: current number of people who have only received their first dose of the Moderna or Pfizer vaccine.

Series complete: current number of people who have received both Moderna or Pfizer vaccine doses or one Johnson & Johnson dose and are considered fully immunized.

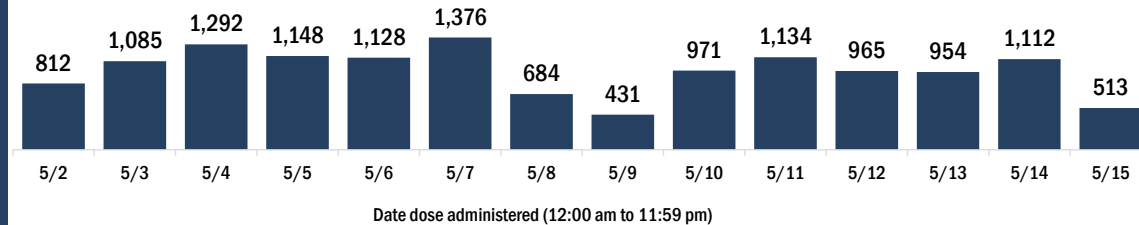
Demographic summary	First dose	Series complete	Total people vaccinated
Age group	62,056	284,626	346,682
16-24 years	7,193	15,324	22,517
25-34 years	9,295	29,317	38,612
35-44 years	9,285	34,772	44,057
45-54 years	9,290	43,982	53,272
55-64 years	10,334	62,497	72,831
65-74 years	10,296	61,468	71,764
75-84 years	4,368	27,687	32,055
85+ years	1,995	9,579	11,574
Race	62,056	284,626	346,682
White	30,019	163,554	193,573
Black	9,714	47,378	57,092
American Indian/Alaskan	197	700	897
Other	9,492	37,220	46,712
Unknown	12,634	35,774	48,408
Other race includes Asian, native Hawaiian/Pacific Islander, or other.			
Ethnicity	62,056	284,626	346,682
Hispanic	4,969	17,134	22,103
Non-Hispanic	36,837	203,642	240,479
Unknown	20,250	63,850	84,100
Gender	62,056	284,626	346,682
Female	32,017	160,619	192,636
Male	27,566	123,822	151,388
Unknown	2,473	185	2,658

COVID-19 doses administered for the past 2 weeks

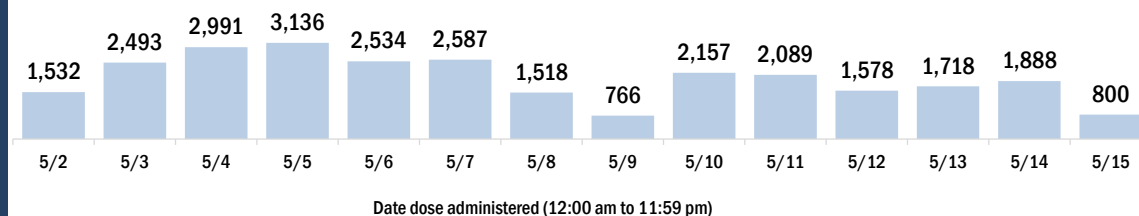


Persons vaccinated for COVID-19 for the past 2 weeks

Number of persons who received their first dose of a two-dose series of the COVID-19 vaccine



Number of persons who completed the COVID-19 vaccine series



COVID-19: Escambia County vaccine summary

Vaccination data through May 15, 2021 as of May 16, 2021 at 12:05 AM

Data in this report are provisional and subject to change.

Data in this summary pertain to COVID-19 vaccines approved by the U.S. Food and Drug Administration and have been issued an Emergency Use Authorization (Janssen COVID-19 Vaccine, Moderna COVID-19 Vaccine and Pfizer-BioNTech COVID-19 Vaccine). These data summarize the number of people who have received either their first dose or have completed the series for a COVID-19 vaccine. **A person can only be counted in one category, first dose or series complete.** For persons receiving Moderna or Pfizer vaccines, once they receive their second dose, they are moved from the first dose column to the series completed column. **Because of this, the total first dose category may show a change from report to report not matching the total receiving their first dose from the previous day.** Persons receiving Johnson & Johnson vaccines will always be counted in the series completed column.

COVID-19 doses for vaccinated persons in Florida

Doses administered 177,985

People receiving one dose of a 1-dose series (Johnson & Johnson) or receiving only one dose of a 2-dose series (Moderna, Pfizer) count once. Persons receiving both doses of a 2-dose series count twice.

Current status of persons vaccinated for COVID-19 in Florida

Total people vaccinated 102,464

First dose 18,913

Series completed 83,551

Completed 1-dose series 8,030

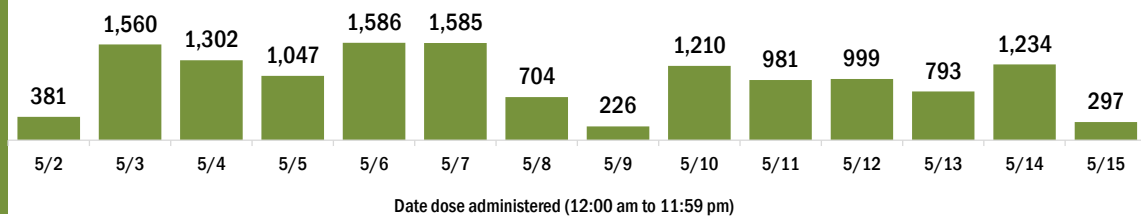
Completed 2-dose series 75,521

First dose: current number of people who have only received their first dose of the Moderna or Pfizer vaccine.

Series complete: current number of people who have received both Moderna or Pfizer vaccine doses or one Johnson & Johnson dose and are considered fully immunized.

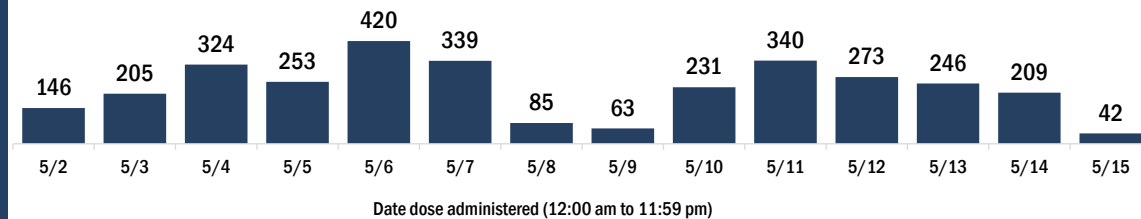
Demographic summary	First dose	Series complete	Total people vaccinated
Age group	18,913	83,551	102,464
16-24 years	2,057	4,010	6,067
25-34 years	2,669	6,593	9,262
35-44 years	2,312	7,616	9,928
45-54 years	2,621	10,563	13,184
55-64 years	3,376	18,528	21,904
65-74 years	3,316	21,088	24,404
75-84 years	1,804	11,164	12,968
85+ years	758	3,989	4,747
Race	18,913	83,551	102,464
White	9,766	50,688	60,454
Black	2,833	12,210	15,043
American Indian/Alaskan	114	611	725
Other	1,919	7,967	9,886
Unknown	4,281	12,075	16,356
Other race includes Asian, native Hawaiian/Pacific Islander, or other.			
Ethnicity	18,913	83,551	102,464
Hispanic	797	2,477	3,274
Non-Hispanic	10,669	58,845	69,514
Unknown	7,447	22,229	29,676
Gender	18,913	83,551	102,464
Female	10,438	48,053	58,491
Male	8,414	35,398	43,812
Unknown	61	100	161

COVID-19 doses administered for the past 2 weeks

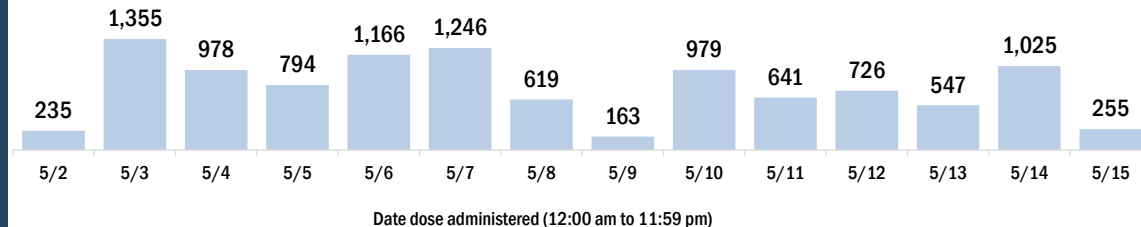


Persons vaccinated for COVID-19 for the past 2 weeks

Number of persons who received their first dose of a two-dose series of the COVID-19 vaccine



Number of persons who completed the COVID-19 vaccine series



COVID-19: Flagler County vaccine summary

Vaccination data through May 15, 2021 as of May 16, 2021 at 12:05 AM

Data in this report are provisional and subject to change.

Data in this summary pertain to COVID-19 vaccines approved by the U.S. Food and Drug Administration and have been issued an Emergency Use Authorization (Janssen COVID-19 Vaccine, Moderna COVID-19 Vaccine and Pfizer-BioNTech COVID-19 Vaccine). These data summarize the number of people who have received either their first dose or have completed the series for a COVID-19 vaccine. **A person can only be counted in one category, first dose or series complete.** For persons receiving Moderna or Pfizer vaccines, once they receive their second dose, they are moved from the first dose column to the series completed column. **Because of this, the total first dose category may show a change from report to report not matching the total receiving their first dose from the previous day.** Persons receiving Johnson & Johnson vaccines will always be counted in the series completed column.

COVID-19 doses for vaccinated persons in Florida

Doses administered 96,019

People receiving one dose of a 1-dose series (Johnson & Johnson) or receiving only one dose of a 2-dose series (Moderna, Pfizer) count once. Persons receiving both doses of a 2-dose series count twice.

Current status of persons vaccinated for COVID-19 in Florida

Total people vaccinated 54,092

First dose 9,401

Series completed 44,691

Completed 1-dose series 2,764

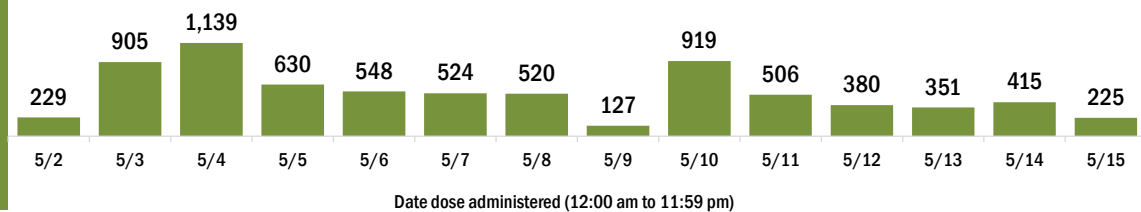
Completed 2-dose series 41,927

First dose: current number of people who have only received their first dose of the Moderna or Pfizer vaccine.

Series complete: current number of people who have received both Moderna or Pfizer vaccine doses or one Johnson & Johnson dose and are considered fully immunized.

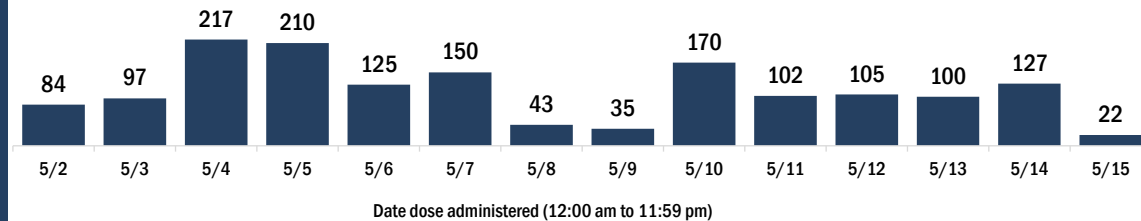
Demographic summary	First dose	Series complete	Total people vaccinated
Age group	9,401	44,691	54,092
16-24 years	833	1,268	2,101
25-34 years	748	1,602	2,350
35-44 years	1,002	2,623	3,625
45-54 years	1,396	4,427	5,823
55-64 years	2,093	8,778	10,871
65-74 years	1,764	14,971	16,735
75-84 years	1,121	8,639	9,760
85+ years	444	2,383	2,827
Race	9,401	44,691	54,092
White	5,660	30,177	35,837
Black	681	2,992	3,673
American Indian/Alaskan	65	254	319
Other	916	4,045	4,961
Unknown	2,079	7,223	9,302
Other race includes Asian, native Hawaiian/Pacific Islander, or other.			
Ethnicity	9,401	44,691	54,092
Hispanic	901	2,961	3,862
Non-Hispanic	5,222	27,250	32,472
Unknown	3,278	14,480	17,758
Gender	9,401	44,691	54,092
Female	4,950	24,918	29,868
Male	4,370	19,568	23,938
Unknown	81	205	286

COVID-19 doses administered for the past 2 weeks

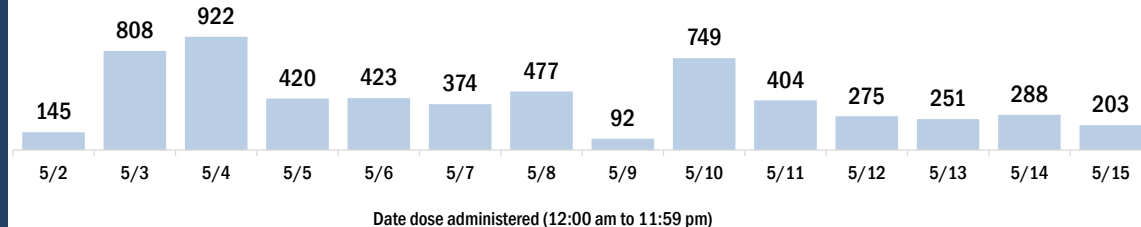


Persons vaccinated for COVID-19 for the past 2 weeks

Number of persons who received their first dose of a two-dose series of the COVID-19 vaccine



Number of persons who completed the COVID-19 vaccine series



COVID-19: Franklin County vaccine summary

Vaccination data through May 15, 2021 as of May 16, 2021 at 12:05 AM

Data in this report are provisional and subject to change.

Data in this summary pertain to COVID-19 vaccines approved by the U.S. Food and Drug Administration and have been issued an Emergency Use Authorization (Janssen COVID-19 Vaccine, Moderna COVID-19 Vaccine and Pfizer-BioNTech COVID-19 Vaccine). These data summarize the number of people who have received either their first dose or have completed the series for a COVID-19 vaccine. **A person can only be counted in one category, first dose or series complete.** For persons receiving Moderna or Pfizer vaccines, once they receive their second dose, they are moved from the first dose column to the series completed column. **Because of this, the total first dose category may show a change from report to report not matching the total receiving their first dose from the previous day.** Persons receiving Johnson & Johnson vaccines will always be counted in the series completed column.

COVID-19 doses for vaccinated persons in Florida

Doses administered 7,394

People receiving one dose of a 1-dose series (Johnson & Johnson) or receiving only one dose of a 2-dose series (Moderna, Pfizer) count once. Persons receiving both doses of a 2-dose series count twice.

Current status of persons vaccinated for COVID-19 in Florida

Total people vaccinated 4,126

First dose 750

Series completed 3,376

Completed 1-dose series 108

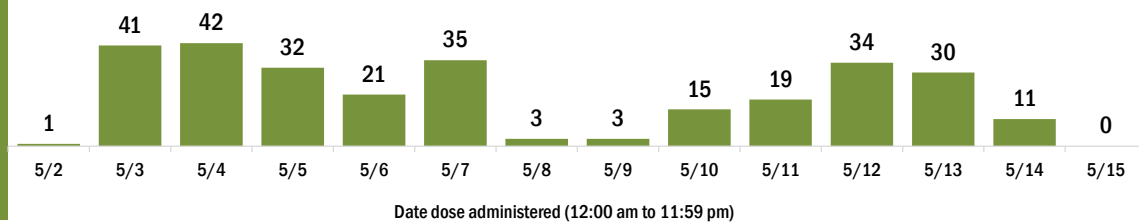
Completed 2-dose series 3,268

First dose: current number of people who have only received their first dose of the Moderna or Pfizer vaccine.

Series complete: current number of people who have received both Moderna or Pfizer vaccine doses or one Johnson & Johnson dose and are considered fully immunized.

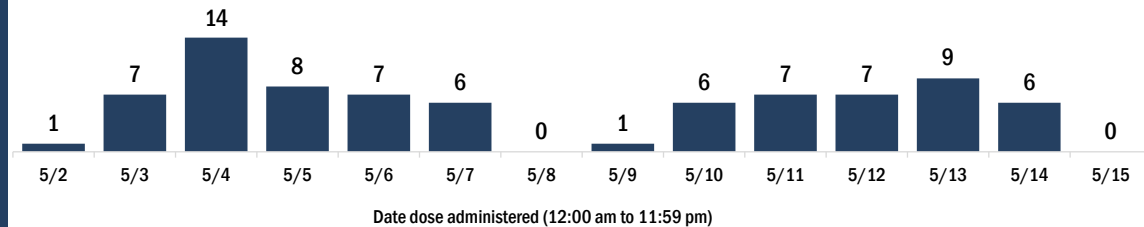
Demographic summary	First dose	Series complete	Total people vaccinated
Age group	750	3,376	4,126
16-24 years	21	46	67
25-34 years	114	74	188
35-44 years	140	132	272
45-54 years	147	289	436
55-64 years	156	752	908
65-74 years	123	1,338	1,461
75-84 years	37	623	660
85+ years	12	122	134
Race	750	3,376	4,126
White	493	3,016	3,509
Black	177	160	337
American Indian/Alaskan	0	9	9
Other	32	128	160
Unknown	48	63	111
Other race includes Asian, native Hawaiian/Pacific Islander, or other.			
Ethnicity	750	3,376	4,126
Hispanic	11	52	63
Non-Hispanic	333	2,907	3,240
Unknown	406	417	823
Gender	750	3,376	4,126
Female	208	1,786	1,994
Male	542	1,590	2,132
Unknown	0	0	0

COVID-19 doses administered for the past 2 weeks

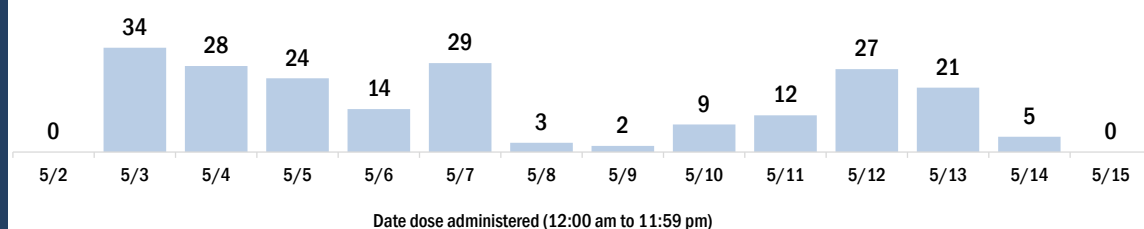


Persons vaccinated for COVID-19 for the past 2 weeks

Number of persons who received their first dose of a two-dose series of the COVID-19 vaccine



Number of persons who completed the COVID-19 vaccine series



COVID-19: Gadsden County vaccine summary

Vaccination data through May 15, 2021 as of May 16, 2021 at 12:05 AM

Data in this report are provisional and subject to change.

Data in this summary pertain to COVID-19 vaccines approved by the U.S. Food and Drug Administration and have been issued an Emergency Use Authorization (Janssen COVID-19 Vaccine, Moderna COVID-19 Vaccine and Pfizer-BioNTech COVID-19 Vaccine). These data summarize the number of people who have received either their first dose or have completed the series for a COVID-19 vaccine. **A person can only be counted in one category, first dose or series complete.** For persons receiving Moderna or Pfizer vaccines, once they receive their second dose, they are moved from the first dose column to the series completed column. **Because of this, the total first dose category may show a change from report to report not matching the total receiving their first dose from the previous day.** Persons receiving Johnson & Johnson vaccines will always be counted in the series completed column.

COVID-19 doses for vaccinated persons in Florida

Doses administered 30,299

People receiving one dose of a 1-dose series (Johnson & Johnson) or receiving only one dose of a 2-dose series (Moderna, Pfizer) count once. Persons receiving both doses of a 2-dose series count twice.

Current status of persons vaccinated for COVID-19 in Florida

Total people vaccinated 17,512

First dose 2,885

Series completed 14,627

Completed 1-dose series 1,840

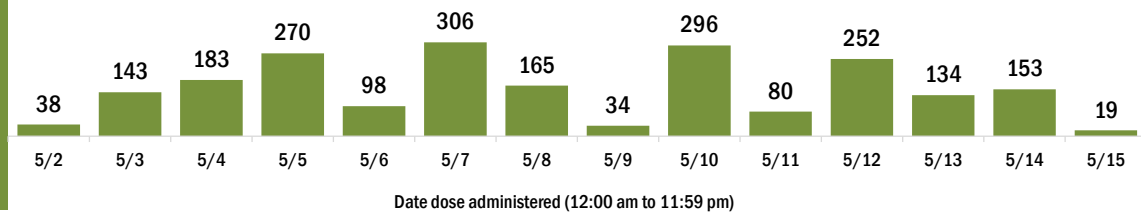
Completed 2-dose series 12,787

First dose: current number of people who have only received their first dose of the Moderna or Pfizer vaccine.

Series complete: current number of people who have received both Moderna or Pfizer vaccine doses or one Johnson & Johnson dose and are considered fully immunized.

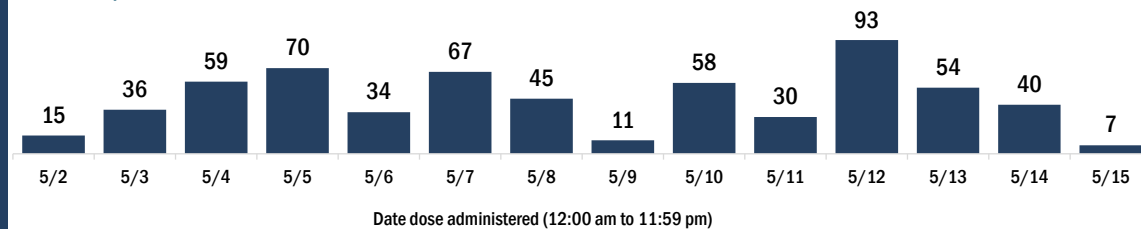
Demographic summary	First dose	Series complete	Total people vaccinated
Age group	2,885	14,627	17,512
16-24 years	253	425	678
25-34 years	315	901	1,216
35-44 years	519	1,525	2,044
45-54 years	585	2,208	2,793
55-64 years	581	3,384	3,965
65-74 years	379	3,812	4,191
75-84 years	187	1,782	1,969
85+ years	66	590	656
Race	2,885	14,627	17,512
White	777	5,323	6,100
Black	1,224	6,390	7,614
American Indian/Alaskan	9	33	42
Other	435	1,987	2,422
Unknown	440	894	1,334
Other race includes Asian, native Hawaiian/Pacific Islander, or other.			
Ethnicity	2,885	14,627	17,512
Hispanic	391	795	1,186
Non-Hispanic	1,713	11,426	13,139
Unknown	781	2,406	3,187
Gender	2,885	14,627	17,512
Female	1,413	8,920	10,333
Male	1,472	5,707	7,179
Unknown	0	0	0

COVID-19 doses administered for the past 2 weeks

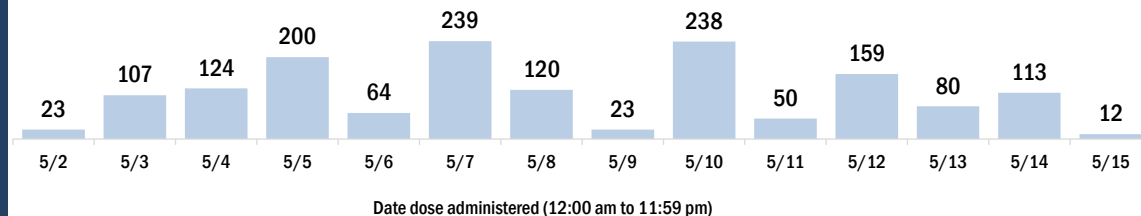


Persons vaccinated for COVID-19 for the past 2 weeks

Number of persons who received their first dose of a two-dose series of the COVID-19 vaccine



Number of persons who completed the COVID-19 vaccine series



COVID-19: Gilchrist County vaccine summary

Vaccination data through May 15, 2021 as of May 16, 2021 at 12:05 AM

Data in this report are provisional and subject to change.

Data in this summary pertain to COVID-19 vaccines approved by the U.S. Food and Drug Administration and have been issued an Emergency Use Authorization (Janssen COVID-19 Vaccine, Moderna COVID-19 Vaccine and Pfizer-BioNTech COVID-19 Vaccine). These data summarize the number of people who have received either their first dose or have completed the series for a COVID-19 vaccine. **A person can only be counted in one category, first dose or series complete.** For persons receiving Moderna or Pfizer vaccines, once they receive their second dose, they are moved from the first dose column to the series completed column. **Because of this, the total first dose category may show a change from report to report not matching the total receiving their first dose from the previous day.** Persons receiving Johnson & Johnson vaccines will always be counted in the series completed column.

COVID-19 doses for vaccinated persons in Florida

Doses administered 7,073

People receiving one dose of a 1-dose series (Johnson & Johnson) or receiving only one dose of a 2-dose series (Moderna, Pfizer) count once. Persons receiving both doses of a 2-dose series count twice.

Current status of persons vaccinated for COVID-19 in Florida

Total people vaccinated 4,102

First dose 630

Series completed 3,472

Completed 1-dose series 501

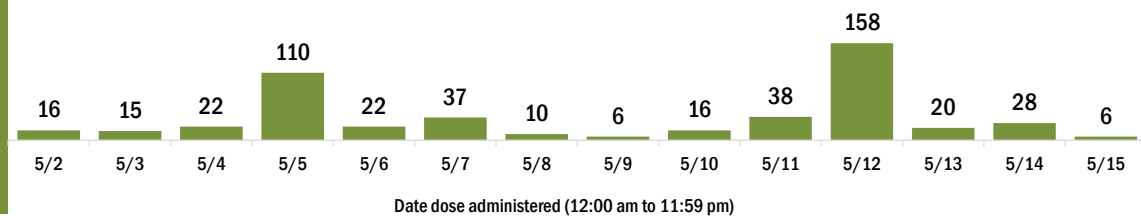
Completed 2-dose series 2,971

First dose: current number of people who have only received their first dose of the Moderna or Pfizer vaccine.

Series complete: current number of people who have received both Moderna or Pfizer vaccine doses or one Johnson & Johnson dose and are considered fully immunized.

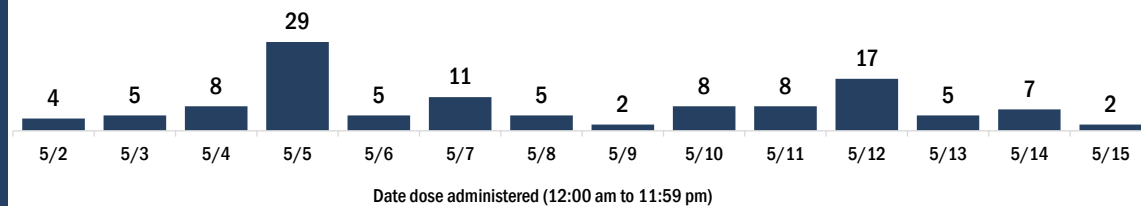
Demographic summary	First dose	Series complete	Total people vaccinated
Age group	630	3,472	4,102
16-24 years	48	90	138
25-34 years	47	140	187
35-44 years	83	218	301
45-54 years	94	385	479
55-64 years	158	742	900
65-74 years	136	1,050	1,186
75-84 years	47	640	687
85+ years	17	207	224
Race	630	3,472	4,102
White	452	2,556	3,008
Black	27	79	106
American Indian/Alaskan	5	12	17
Other	48	251	299
Unknown	98	574	672
Other race includes Asian, native Hawaiian/Pacific Islander, or other.			
Ethnicity	630	3,472	4,102
Hispanic	22	120	142
Non-Hispanic	323	1,683	2,006
Unknown	285	1,669	1,954
Gender	630	3,472	4,102
Female	350	1,938	2,288
Male	280	1,533	1,813
Unknown	0	1	1

COVID-19 doses administered for the past 2 weeks

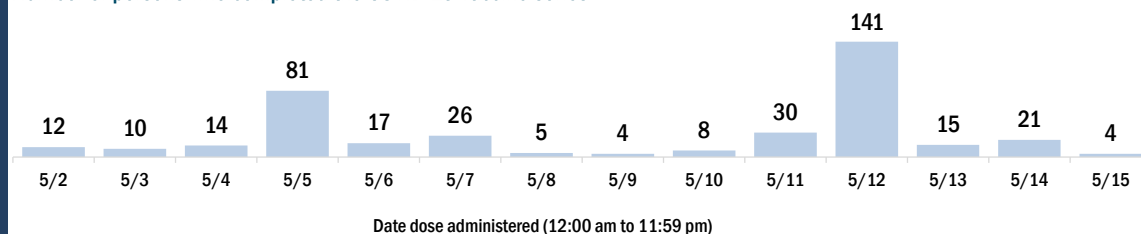


Persons vaccinated for COVID-19 for the past 2 weeks

Number of persons who received their first dose of a two-dose series of the COVID-19 vaccine



Number of persons who completed the COVID-19 vaccine series



COVID-19: Glades County vaccine summary

Vaccination data through May 15, 2021 as of May 16, 2021 at 12:05 AM

Data in this report are provisional and subject to change.

Data in this summary pertain to COVID-19 vaccines approved by the U.S. Food and Drug Administration and have been issued an Emergency Use Authorization (Janssen COVID-19 Vaccine, Moderna COVID-19 Vaccine and Pfizer-BioNTech COVID-19 Vaccine). These data summarize the number of people who have received either their first dose or have completed the series for a COVID-19 vaccine. **A person can only be counted in one category, first dose or series complete.** For persons receiving Moderna or Pfizer vaccines, once they receive their second dose, they are moved from the first dose column to the series completed column. **Because of this, the total first dose category may show a change from report to report not matching the total receiving their first dose from the previous day.** Persons receiving Johnson & Johnson vaccines will always be counted in the series completed column.

COVID-19 doses for vaccinated persons in Florida

Doses administered 5,567

People receiving one dose of a 1-dose series (Johnson & Johnson) or receiving only one dose of a 2-dose series (Moderna, Pfizer) count once. Persons receiving both doses of a 2-dose series count twice.

Current status of persons vaccinated for COVID-19 in Florida

Total people vaccinated 3,214

First dose 442

Series completed 2,772

Completed 1-dose series 419

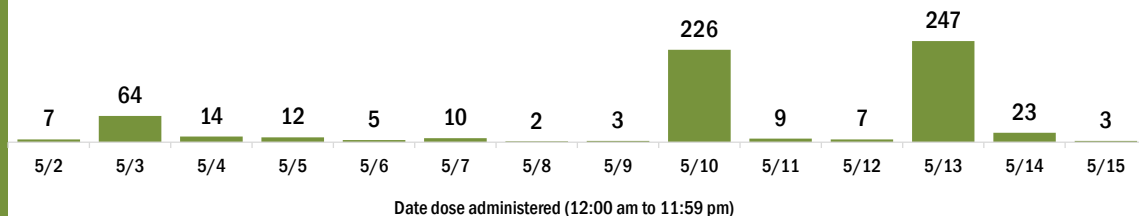
Completed 2-dose series 2,353

First dose: current number of people who have only received their first dose of the Moderna or Pfizer vaccine.

Series complete: current number of people who have received both Moderna or Pfizer vaccine doses or one Johnson & Johnson dose and are considered fully immunized.

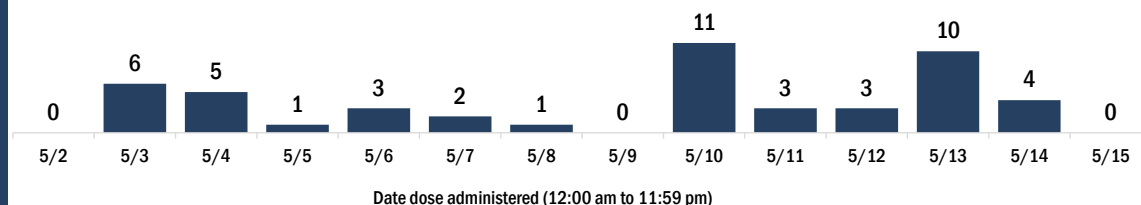
Demographic summary	First dose	Series complete	Total people vaccinated
Age group	442	2,772	3,214
16-24 years	56	155	211
25-34 years	109	273	382
35-44 years	65	167	232
45-54 years	46	209	255
55-64 years	66	421	487
65-74 years	49	846	895
75-84 years	40	588	628
85+ years	11	113	124
Race	442	2,772	3,214
White	363	2,052	2,415
Black	21	128	149
American Indian/Alaskan	1	18	19
Other	22	214	236
Unknown	35	360	395
Other race includes Asian, native Hawaiian/Pacific Islander, or other.			
Ethnicity	442	2,772	3,214
Hispanic	229	560	789
Non-Hispanic	115	1,106	1,221
Unknown	98	1,106	1,204
Gender	442	2,772	3,214
Female	120	1,112	1,232
Male	322	1,660	1,982
Unknown	0	0	0

COVID-19 doses administered for the past 2 weeks

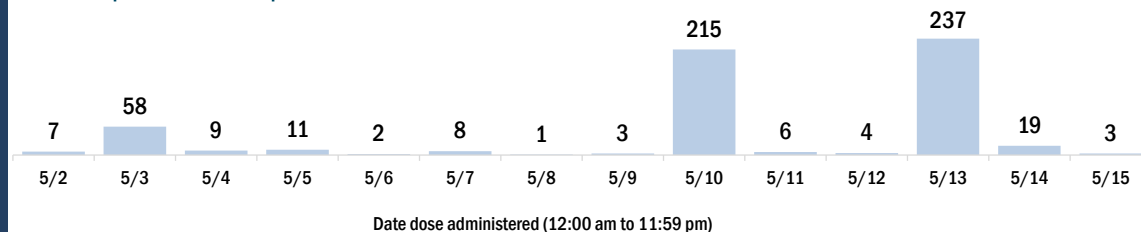


Persons vaccinated for COVID-19 for the past 2 weeks

Number of persons who received their first dose of a two-dose series of the COVID-19 vaccine



Number of persons who completed the COVID-19 vaccine series



COVID-19: Gulf County vaccine summary

Vaccination data through May 15, 2021 as of May 16, 2021 at 12:05 AM

Data in this report are provisional and subject to change.

Data in this summary pertain to COVID-19 vaccines approved by the U.S. Food and Drug Administration and have been issued an Emergency Use Authorization (Janssen COVID-19 Vaccine, Moderna COVID-19 Vaccine and Pfizer-BioNTech COVID-19 Vaccine). These data summarize the number of people who have received either their first dose or have completed the series for a COVID-19 vaccine. **A person can only be counted in one category, first dose or series complete.** For persons receiving Moderna or Pfizer vaccines, once they receive their second dose, they are moved from the first dose column to the series completed column. **Because of this, the total first dose category may show a change from report to report not matching the total receiving their first dose from the previous day.** Persons receiving Johnson & Johnson vaccines will always be counted in the series completed column.

COVID-19 doses for vaccinated persons in Florida

Doses administered 8,540

People receiving one dose of a 1-dose series (Johnson & Johnson) or receiving only one dose of a 2-dose series (Moderna, Pfizer) count once. Persons receiving both doses of a 2-dose series count twice.

Current status of persons vaccinated for COVID-19 in Florida

Total people vaccinated 4,836

First dose 866

Series completed 3,970

Completed 1-dose series 266

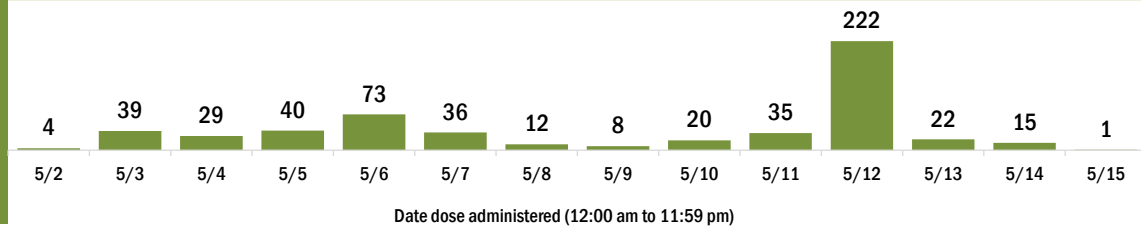
Completed 2-dose series 3,704

First dose: current number of people who have only received their first dose of the Moderna or Pfizer vaccine.

Series complete: current number of people who have received both Moderna or Pfizer vaccine doses or one Johnson & Johnson dose and are considered fully immunized.

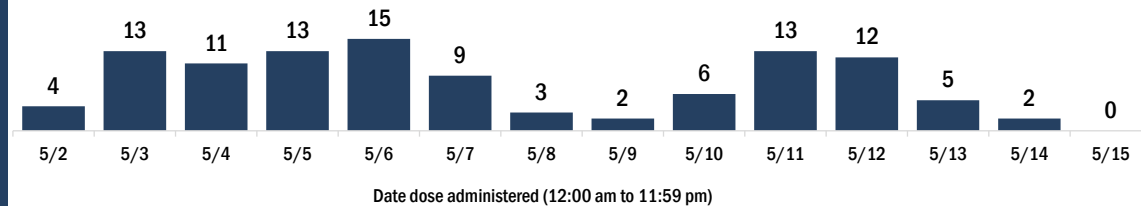
Demographic summary	First dose	Series complete	Total people vaccinated
Age group	866	3,970	4,836
16-24 years	48	82	130
25-34 years	113	141	254
35-44 years	125	215	340
45-54 years	170	382	552
55-64 years	197	745	942
65-74 years	130	1,504	1,634
75-84 years	73	710	783
85+ years	10	191	201
Race	866	3,970	4,836
White	619	3,402	4,021
Black	178	364	542
American Indian/Alaskan	2	13	15
Other	49	122	171
Unknown	18	69	87
Other race includes Asian, native Hawaiian/Pacific Islander, or other.			
Ethnicity	866	3,970	4,836
Hispanic	16	50	66
Non-Hispanic	449	3,339	3,788
Unknown	401	581	982
Gender	866	3,970	4,836
Female	368	1,979	2,347
Male	498	1,991	2,489
Unknown	0	0	0

COVID-19 doses administered for the past 2 weeks

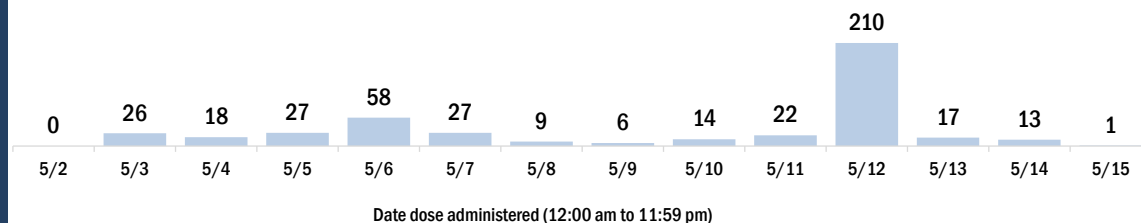


Persons vaccinated for COVID-19 for the past 2 weeks

Number of persons who received their first dose of a two-dose series of the COVID-19 vaccine



Number of persons who completed the COVID-19 vaccine series



COVID-19: Hamilton County vaccine summary

Vaccination data through May 15, 2021 as of May 16, 2021 at 12:05 AM

Data in this report are provisional and subject to change.

Data in this summary pertain to COVID-19 vaccines approved by the U.S. Food and Drug Administration and have been issued an Emergency Use Authorization (Janssen COVID-19 Vaccine, Moderna COVID-19 Vaccine and Pfizer-BioNTech COVID-19 Vaccine). These data summarize the number of people who have received either their first dose or have completed the series for a COVID-19 vaccine. **A person can only be counted in one category, first dose or series complete.** For persons receiving Moderna or Pfizer vaccines, once they receive their second dose, they are moved from the first dose column to the series completed column. **Because of this, the total first dose category may show a change from report to report not matching the total receiving their first dose from the previous day.** Persons receiving Johnson & Johnson vaccines will always be counted in the series completed column.

COVID-19 doses for vaccinated persons in Florida

Doses administered 6,157

People receiving one dose of a 1-dose series (Johnson & Johnson) or receiving only one dose of a 2-dose series (Moderna, Pfizer) count once. Persons receiving both doses of a 2-dose series count twice.

Current status of persons vaccinated for COVID-19 in Florida

Total people vaccinated 3,410

First dose 417

Series completed 2,993

Completed 1-dose series 246

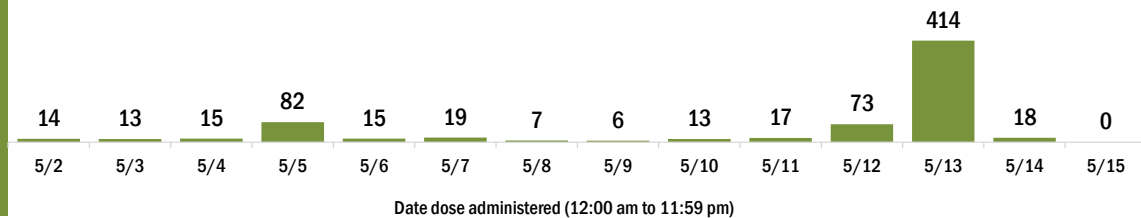
Completed 2-dose series 2,747

First dose: current number of people who have only received their first dose of the Moderna or Pfizer vaccine.

Series complete: current number of people who have received both Moderna or Pfizer vaccine doses or one Johnson & Johnson dose and are considered fully immunized.

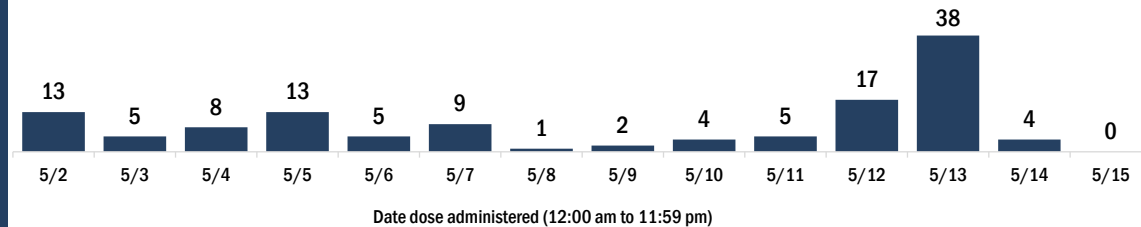
Demographic summary	First dose	Series complete	Total people vaccinated
Age group	417	2,993	3,410
16-24 years	33	60	93
25-34 years	71	143	214
35-44 years	74	220	294
45-54 years	78	336	414
55-64 years	92	663	755
65-74 years	41	976	1,017
75-84 years	19	467	486
85+ years	9	128	137
Race	417	2,993	3,410
White	217	1,747	1,964
Black	148	785	933
American Indian/Alaskan	4	5	9
Other	24	213	237
Unknown	24	243	267
Other race includes Asian, native Hawaiian/Pacific Islander, or other.			
Ethnicity	417	2,993	3,410
Hispanic	30	111	141
Non-Hispanic	282	1,945	2,227
Unknown	105	937	1,042
Gender	417	2,993	3,410
Female	167	1,489	1,656
Male	250	1,504	1,754
Unknown	0	0	0

COVID-19 doses administered for the past 2 weeks

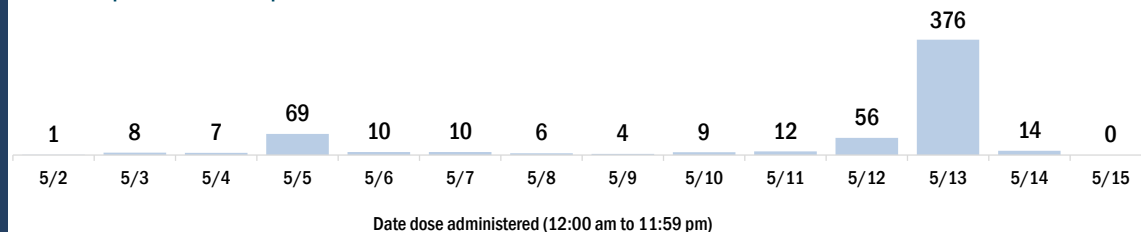


Persons vaccinated for COVID-19 for the past 2 weeks

Number of persons who received their first dose of a two-dose series of the COVID-19 vaccine



Number of persons who completed the COVID-19 vaccine series



COVID-19: Hardee County vaccine summary

Vaccination data through May 15, 2021 as of May 16, 2021 at 12:05 AM

Data in this report are provisional and subject to change.

Data in this summary pertain to COVID-19 vaccines approved by the U.S. Food and Drug Administration and have been issued an Emergency Use Authorization (Janssen COVID-19 Vaccine, Moderna COVID-19 Vaccine and Pfizer-BioNTech COVID-19 Vaccine). These data summarize the number of people who have received either their first dose or have completed the series for a COVID-19 vaccine. **A person can only be counted in one category, first dose or series complete.** For persons receiving Moderna or Pfizer vaccines, once they receive their second dose, they are moved from the first dose column to the series completed column. **Because of this, the total first dose category may show a change from report to report not matching the total receiving their first dose from the previous day.** Persons receiving Johnson & Johnson vaccines will always be counted in the series completed column.

COVID-19 doses for vaccinated persons in Florida

Doses administered 11,982

People receiving one dose of a 1-dose series (Johnson & Johnson) or receiving only one dose of a 2-dose series (Moderna, Pfizer) count once. Persons receiving both doses of a 2-dose series count twice.

Current status of persons vaccinated for COVID-19 in Florida

Total people vaccinated 7,092

First dose 1,771

Series completed 5,321

Completed 1-dose series 431

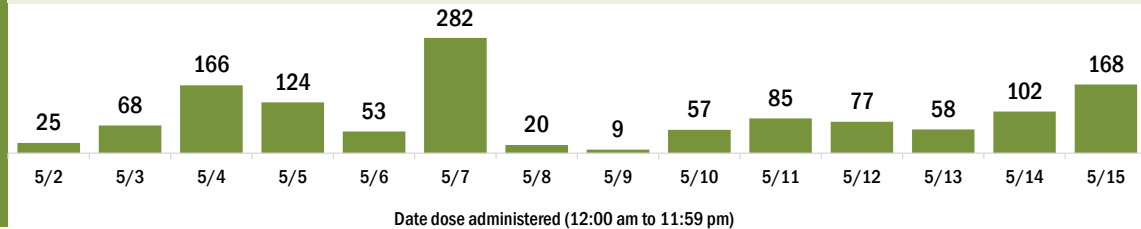
Completed 2-dose series 4,890

First dose: current number of people who have only received their first dose of the Moderna or Pfizer vaccine.

Series complete: current number of people who have received both Moderna or Pfizer vaccine doses or one Johnson & Johnson dose and are considered fully immunized.

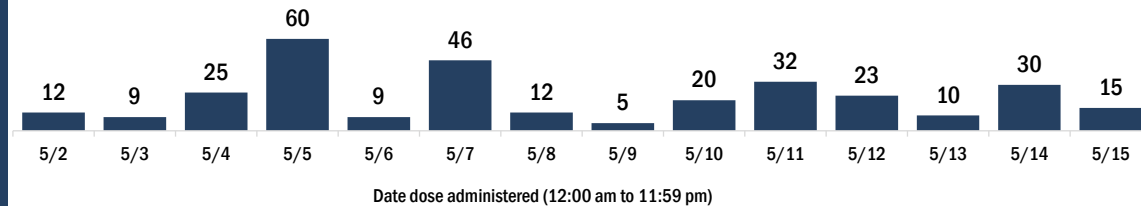
Demographic summary	First dose	Series complete	Total people vaccinated
Age group	1,771	5,321	7,092
16-24 years	140	224	364
25-34 years	232	361	593
35-44 years	312	388	700
45-54 years	367	606	973
55-64 years	364	961	1,325
65-74 years	237	1,502	1,739
75-84 years	92	999	1,091
85+ years	27	280	307
Race	1,771	5,321	7,092
White	1,172	4,319	5,491
Black	318	217	535
American Indian/Alaskan	5	26	31
Other	203	531	734
Unknown	73	228	301
Other race includes Asian, native Hawaiian/Pacific Islander, or other.			
Ethnicity	1,771	5,321	7,092
Hispanic	522	1,182	1,704
Non-Hispanic	947	3,534	4,481
Unknown	302	605	907
Gender	1,771	5,321	7,092
Female	568	2,715	3,283
Male	1,202	2,604	3,806
Unknown	1	2	3

COVID-19 doses administered for the past 2 weeks

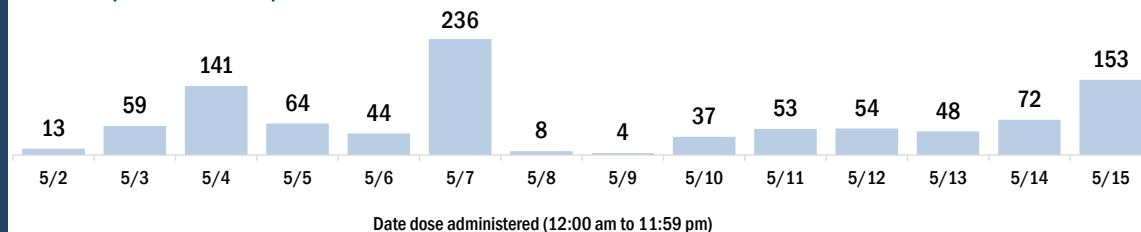


Persons vaccinated for COVID-19 for the past 2 weeks

Number of persons who received their first dose of a two-dose series of the COVID-19 vaccine



Number of persons who completed the COVID-19 vaccine series



COVID-19: Hendry County vaccine summary

Vaccination data through May 15, 2021 as of May 16, 2021 at 12:05 AM

Data in this report are provisional and subject to change.

Data in this summary pertain to COVID-19 vaccines approved by the U.S. Food and Drug Administration and have been issued an Emergency Use Authorization (Janssen COVID-19 Vaccine, Moderna COVID-19 Vaccine and Pfizer-BioNTech COVID-19 Vaccine). These data summarize the number of people who have received either their first dose or have completed the series for a COVID-19 vaccine. **A person can only be counted in one category, first dose or series complete.** For persons receiving Moderna or Pfizer vaccines, once they receive their second dose, they are moved from the first dose column to the series completed column. **Because of this, the total first dose category may show a change from report to report not matching the total receiving their first dose from the previous day.** Persons receiving Johnson & Johnson vaccines will always be counted in the series completed column.

COVID-19 doses for vaccinated persons in Florida

Doses administered 20,868

People receiving one dose of a 1-dose series (Johnson & Johnson) or receiving only one dose of a 2-dose series (Moderna, Pfizer) count once. Persons receiving both doses of a 2-dose series count twice.

Current status of persons vaccinated for COVID-19 in Florida

Total people vaccinated 12,518

First dose 2,720

Series completed 9,798

Completed 1-dose series 1,448

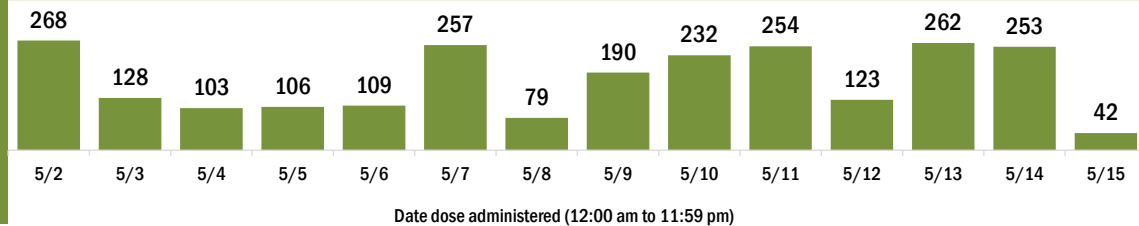
Completed 2-dose series 8,350

First dose: current number of people who have only received their first dose of the Moderna or Pfizer vaccine.

Series complete: current number of people who have received both Moderna or Pfizer vaccine doses or one Johnson & Johnson dose and are considered fully immunized.

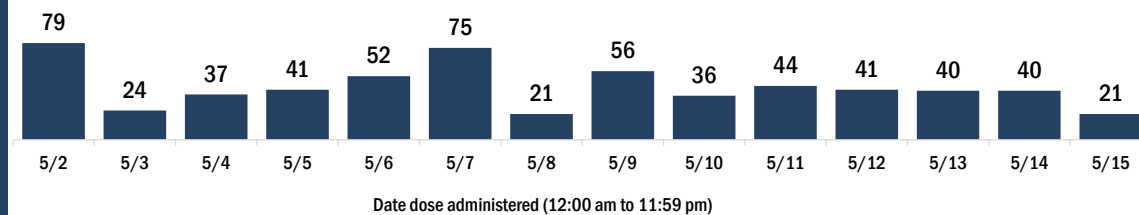
Demographic summary	First dose	Series complete	Total people vaccinated
Age group	2,720	9,798	12,518
16-24 years	386	561	947
25-34 years	466	938	1,404
35-44 years	480	951	1,431
45-54 years	477	1,415	1,892
55-64 years	504	2,032	2,536
65-74 years	236	2,367	2,603
75-84 years	121	1,199	1,320
85+ years	50	335	385
Race	2,720	9,798	12,518
White	1,913	6,852	8,765
Black	144	626	770
American Indian/Alaskan	4	27	31
Other	401	1,434	1,835
Unknown	258	859	1,117
Other race includes Asian, native Hawaiian/Pacific Islander, or other.			
Ethnicity	2,720	9,798	12,518
Hispanic	1,440	3,634	5,074
Non-Hispanic	632	3,588	4,220
Unknown	648	2,576	3,224
Gender	2,720	9,798	12,518
Female	1,101	4,649	5,750
Male	1,618	5,146	6,764
Unknown	1	3	4

COVID-19 doses administered for the past 2 weeks

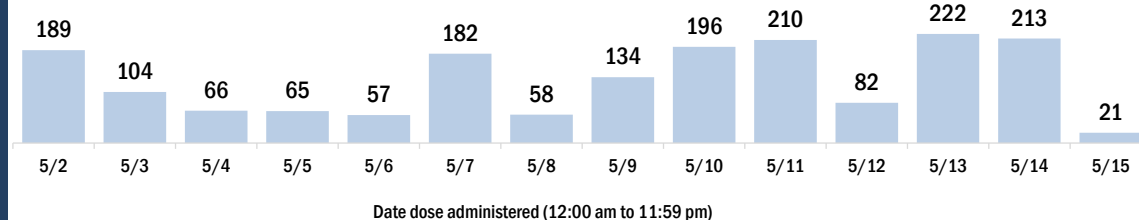


Persons vaccinated for COVID-19 for the past 2 weeks

Number of persons who received their first dose of a two-dose series of the COVID-19 vaccine



Number of persons who completed the COVID-19 vaccine series



COVID-19: Hernando County vaccine summary

Vaccination data through May 15, 2021 as of May 16, 2021 at 12:05 AM

Data in this report are provisional and subject to change.

Data in this summary pertain to COVID-19 vaccines approved by the U.S. Food and Drug Administration and have been issued an Emergency Use Authorization (Janssen COVID-19 Vaccine, Moderna COVID-19 Vaccine and Pfizer-BioNTech COVID-19 Vaccine). These data summarize the number of people who have received either their first dose or have completed the series for a COVID-19 vaccine. **A person can only be counted in one category, first dose or series complete.** For persons receiving Moderna or Pfizer vaccines, once they receive their second dose, they are moved from the first dose column to the series completed column. **Because of this, the total first dose category may show a change from report to report not matching the total receiving their first dose from the previous day.** Persons receiving Johnson & Johnson vaccines will always be counted in the series completed column.

COVID-19 doses for vaccinated persons in Florida

Doses administered 124,413

People receiving one dose of a 1-dose series (Johnson & Johnson) or receiving only one dose of a 2-dose series (Moderna, Pfizer) count once. Persons receiving both doses of a 2-dose series count twice.

Current status of persons vaccinated for COVID-19 in Florida

Total people vaccinated 71,647

First dose 13,274

Series completed 58,373

Completed 1-dose series 5,607

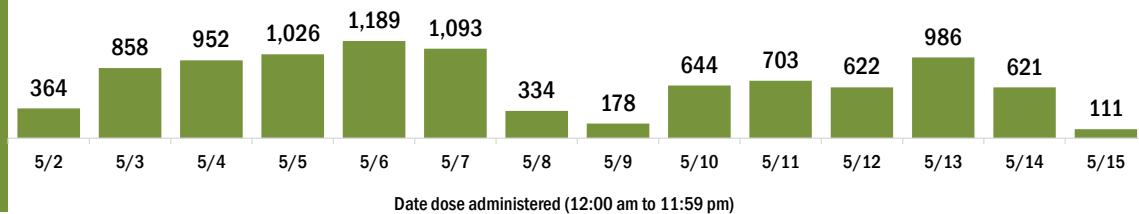
Completed 2-dose series 52,766

First dose: current number of people who have only received their first dose of the Moderna or Pfizer vaccine.

Series complete: current number of people who have received both Moderna or Pfizer vaccine doses or one Johnson & Johnson dose and are considered fully immunized.

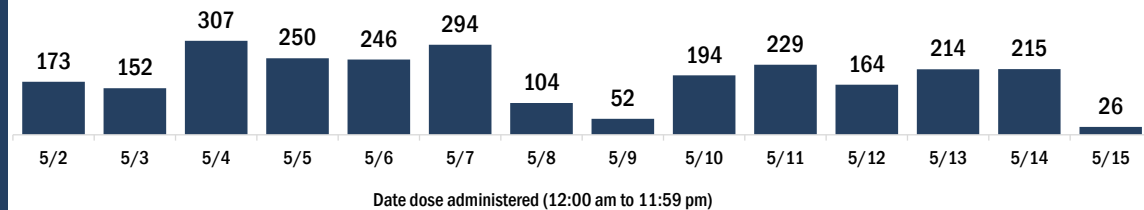
Demographic summary	First dose	Series complete	Total people vaccinated
Age group	13,274	58,373	71,647
16-24 years	1,091	1,714	2,805
25-34 years	1,204	2,358	3,562
35-44 years	1,449	3,475	4,924
45-54 years	1,928	6,116	8,044
55-64 years	2,680	11,435	14,115
65-74 years	2,523	18,056	20,579
75-84 years	1,690	11,598	13,288
85+ years	709	3,621	4,330
Race	13,274	58,373	71,647
White	9,023	41,927	50,950
Black	456	1,579	2,035
American Indian/Alaskan	74	188	262
Other	1,165	4,216	5,381
Unknown	2,556	10,463	13,019
Other race includes Asian, native Hawaiian/Pacific Islander, or other.			
Ethnicity	13,274	58,373	71,647
Hispanic	1,279	3,398	4,677
Non-Hispanic	6,689	32,700	39,389
Unknown	5,306	22,275	27,581
Gender	13,274	58,373	71,647
Female	7,246	33,480	40,726
Male	6,016	24,858	30,874
Unknown	12	35	47

COVID-19 doses administered for the past 2 weeks

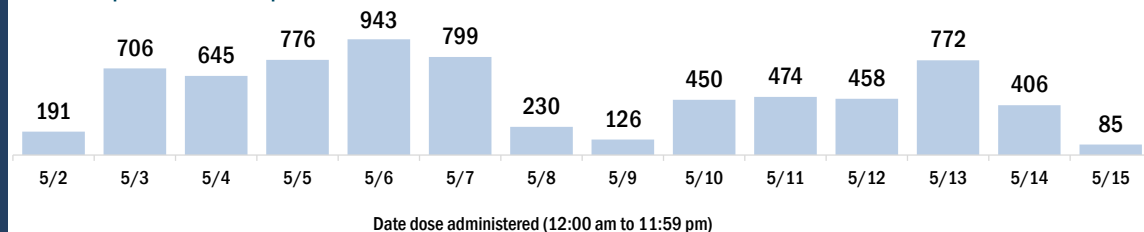


Persons vaccinated for COVID-19 for the past 2 weeks

Number of persons who received their first dose of a two-dose series of the COVID-19 vaccine



Number of persons who completed the COVID-19 vaccine series



COVID-19: Highlands County vaccine summary

Vaccination data through May 15, 2021 as of May 16, 2021 at 12:05 AM

Data in this report are provisional and subject to change.

Data in this summary pertain to COVID-19 vaccines approved by the U.S. Food and Drug Administration and have been issued an Emergency Use Authorization (Janssen COVID-19 Vaccine, Moderna COVID-19 Vaccine and Pfizer-BioNTech COVID-19 Vaccine). These data summarize the number of people who have received either their first dose or have completed the series for a COVID-19 vaccine. **A person can only be counted in one category, first dose or series complete.** For persons receiving Moderna or Pfizer vaccines, once they receive their second dose, they are moved from the first dose column to the series completed column. **Because of this, the total first dose category may show a change from report to report not matching the total receiving their first dose from the previous day.** Persons receiving Johnson & Johnson vaccines will always be counted in the series completed column.

COVID-19 doses for vaccinated persons in Florida

Doses administered 74,754

People receiving one dose of a 1-dose series (Johnson & Johnson) or receiving only one dose of a 2-dose series (Moderna, Pfizer) count once. Persons receiving both doses of a 2-dose series count twice.

Current status of persons vaccinated for COVID-19 in Florida

Total people vaccinated 44,040

First dose 11,884

Series completed 32,156

Completed 1-dose series 1,442

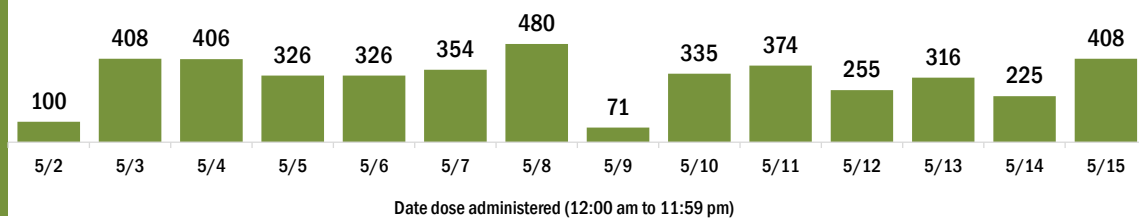
Completed 2-dose series 30,714

First dose: current number of people who have only received their first dose of the Moderna or Pfizer vaccine.

Series complete: current number of people who have received both Moderna or Pfizer vaccine doses or one Johnson & Johnson dose and are considered fully immunized.

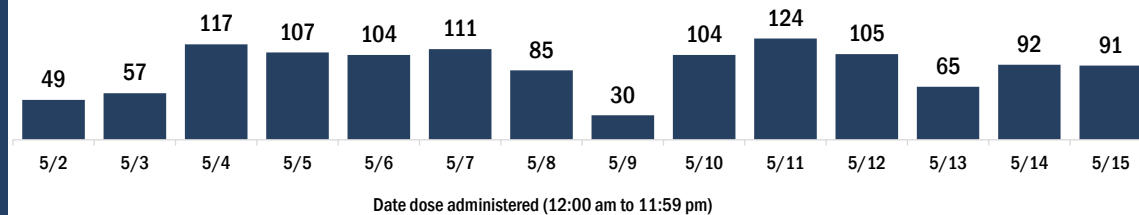
Demographic summary	First dose	Series complete	Total people vaccinated
Age group	11,884	32,156	44,040
16-24 years	493	601	1,094
25-34 years	538	1,007	1,545
35-44 years	717	1,264	1,981
45-54 years	1,031	2,192	3,223
55-64 years	2,010	5,329	7,339
65-74 years	3,477	10,960	14,437
75-84 years	2,735	8,436	11,171
85+ years	883	2,367	3,250
Race	11,884	32,156	44,040
White	9,028	26,138	35,166
Black	599	1,172	1,771
American Indian/Alaskan	133	222	355
Other	853	2,154	3,007
Unknown	1,271	2,470	3,741
Other race includes Asian, native Hawaiian/Pacific Islander, or other.			
Ethnicity	11,884	32,156	44,040
Hispanic	1,475	2,736	4,211
Non-Hispanic	7,170	23,218	30,388
Unknown	3,239	6,202	9,441
Gender	11,884	32,156	44,040
Female	6,270	17,364	23,634
Male	5,595	14,774	20,369
Unknown	19	18	37

COVID-19 doses administered for the past 2 weeks

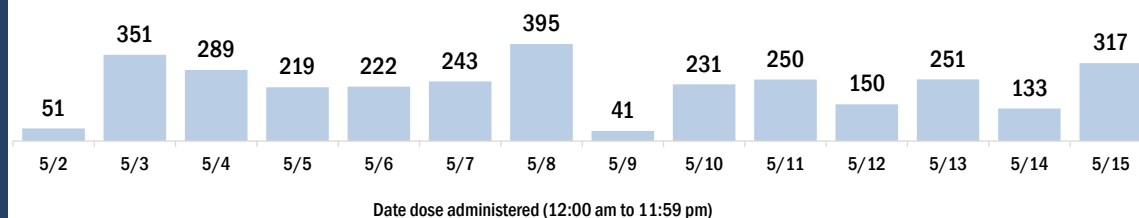


Persons vaccinated for COVID-19 for the past 2 weeks

Number of persons who received their first dose of a two-dose series of the COVID-19 vaccine



Number of persons who completed the COVID-19 vaccine series



COVID-19: Hillsborough County vaccine summary

Vaccination data through May 15, 2021 as of May 16, 2021 at 12:05 AM

Data in this report are provisional and subject to change.

Data in this summary pertain to COVID-19 vaccines approved by the U.S. Food and Drug Administration and have been issued an Emergency Use Authorization (Janssen COVID-19 Vaccine, Moderna COVID-19 Vaccine and Pfizer-BioNTech COVID-19 Vaccine). These data summarize the number of people who have received either their first dose or have completed the series for a COVID-19 vaccine. **A person can only be counted in one category, first dose or series complete.** For persons receiving Moderna or Pfizer vaccines, once they receive their second dose, they are moved from the first dose column to the series completed column. **Because of this, the total first dose category may show a change from report to report not matching the total receiving their first dose from the previous day.** Persons receiving Johnson & Johnson vaccines will always be counted in the series completed column.

COVID-19 doses for vaccinated persons in Florida

Doses administered 981,059

People receiving one dose of a 1-dose series (Johnson & Johnson) or receiving only one dose of a 2-dose series (Moderna, Pfizer) count once. Persons receiving both doses of a 2-dose series count twice.

Current status of persons vaccinated for COVID-19 in Florida

Total people vaccinated 592,122

First dose 145,823

Series completed 446,299

Completed 1-dose series 57,362

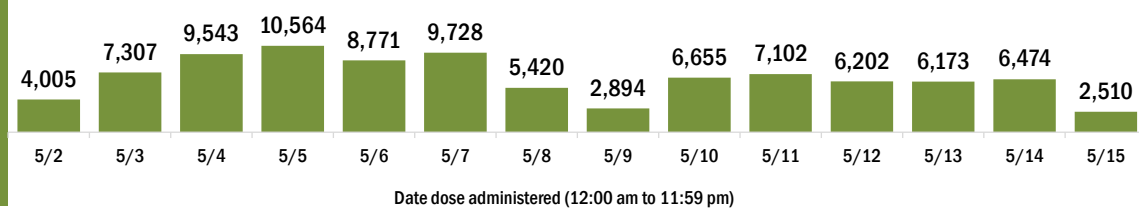
Completed 2-dose series 388,937

First dose: current number of people who have only received their first dose of the Moderna or Pfizer vaccine.

Series complete: current number of people who have received both Moderna or Pfizer vaccine doses or one Johnson & Johnson dose and are considered fully immunized.

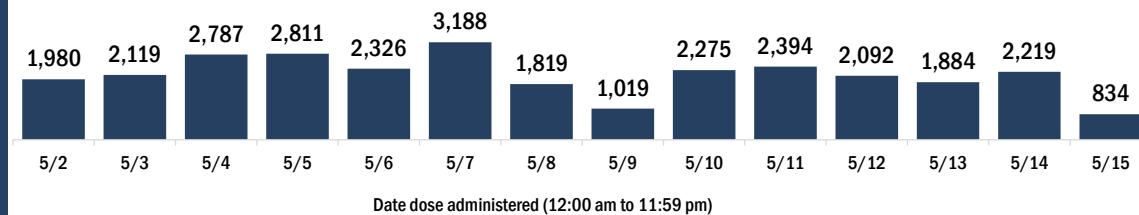
Demographic summary	First dose	Series complete	Total people vaccinated
Age group	145,823	446,299	592,122
16-24 years	16,145	33,561	49,706
25-34 years	19,645	52,139	71,784
35-44 years	20,095	64,732	84,827
45-54 years	19,889	77,864	97,753
55-64 years	20,278	92,404	112,682
65-74 years	29,618	75,270	104,888
75-84 years	15,180	37,175	52,355
85+ years	4,973	13,154	18,127
Race	145,823	446,299	592,122
White	87,697	288,063	375,760
Black	11,201	30,053	41,254
American Indian/Alaskan	688	1,216	1,904
Other	21,229	62,372	83,601
Unknown	25,008	64,595	89,603
Other race includes Asian, native Hawaiian/Pacific Islander, or other.			
Ethnicity	145,823	446,299	592,122
Hispanic	25,365	49,589	74,954
Non-Hispanic	68,213	254,273	322,486
Unknown	52,245	142,437	194,682
Gender	145,823	446,299	592,122
Female	76,743	247,321	324,064
Male	68,841	198,685	267,526
Unknown	239	293	532

COVID-19 doses administered for the past 2 weeks

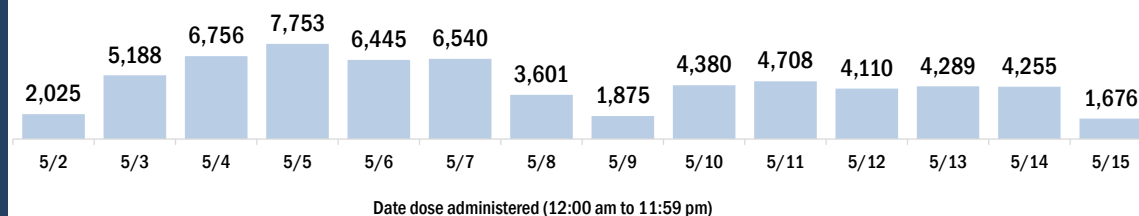


Persons vaccinated for COVID-19 for the past 2 weeks

Number of persons who received their first dose of a two-dose series of the COVID-19 vaccine



Number of persons who completed the COVID-19 vaccine series



COVID-19: Holmes County vaccine summary

Vaccination data through May 15, 2021 as of May 16, 2021 at 12:05 AM

Data in this report are provisional and subject to change.

Data in this summary pertain to COVID-19 vaccines approved by the U.S. Food and Drug Administration and have been issued an Emergency Use Authorization (Janssen COVID-19 Vaccine, Moderna COVID-19 Vaccine and Pfizer-BioNTech COVID-19 Vaccine). These data summarize the number of people who have received either their first dose or have completed the series for a COVID-19 vaccine. **A person can only be counted in one category, first dose or series complete.** For persons receiving Moderna or Pfizer vaccines, once they receive their second dose, they are moved from the first dose column to the series completed column. **Because of this, the total first dose category may show a change from report to report not matching the total receiving their first dose from the previous day.** Persons receiving Johnson & Johnson vaccines will always be counted in the series completed column.

COVID-19 doses for vaccinated persons in Florida

Doses administered 7,206

People receiving one dose of a 1-dose series (Johnson & Johnson) or receiving only one dose of a 2-dose series (Moderna, Pfizer) count once. Persons receiving both doses of a 2-dose series count twice.

Current status of persons vaccinated for COVID-19 in Florida

Total people vaccinated 4,258

First dose 954

Series completed 3,304

Completed 1-dose series 356

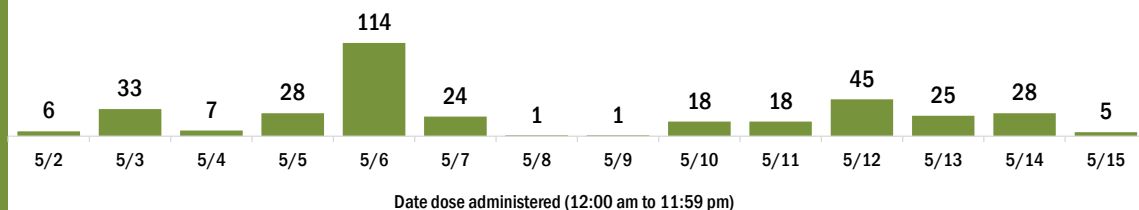
Completed 2-dose series 2,948

First dose: current number of people who have only received their first dose of the Moderna or Pfizer vaccine.

Series complete: current number of people who have received both Moderna or Pfizer vaccine doses or one Johnson & Johnson dose and are considered fully immunized.

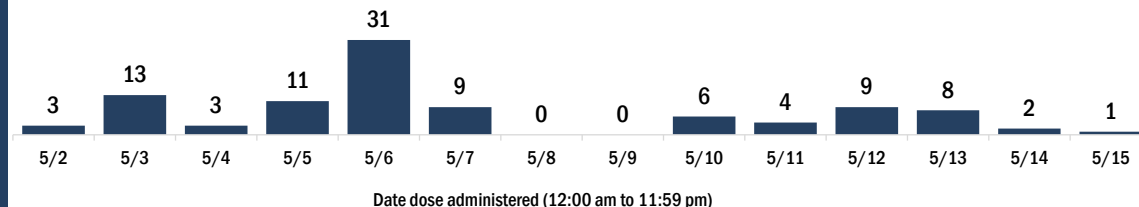
Demographic summary	First dose	Series complete	Total people vaccinated
Age group	954	3,304	4,258
16-24 years	49	65	114
25-34 years	120	111	231
35-44 years	157	190	347
45-54 years	181	326	507
55-64 years	216	677	893
65-74 years	136	1,056	1,192
75-84 years	71	693	764
85+ years	24	186	210
Race	954	3,304	4,258
White	659	2,850	3,509
Black	169	114	283
American Indian/Alaskan	6	37	43
Other	67	182	249
Unknown	53	121	174
Other race includes Asian, native Hawaiian/Pacific Islander, or other.			
Ethnicity	954	3,304	4,258
Hispanic	46	39	85
Non-Hispanic	754	2,772	3,526
Unknown	154	493	647
Gender	954	3,304	4,258
Female	307	1,806	2,113
Male	647	1,498	2,145
Unknown	0	0	0

COVID-19 doses administered for the past 2 weeks

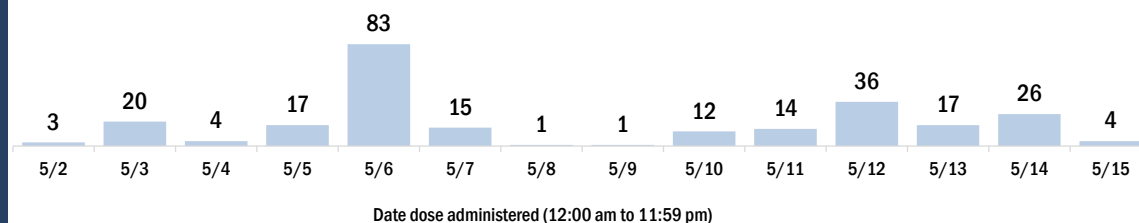


Persons vaccinated for COVID-19 for the past 2 weeks

Number of persons who received their first dose of a two-dose series of the COVID-19 vaccine



Number of persons who completed the COVID-19 vaccine series



COVID-19: Indian River County vaccine summary

Vaccination data through May 15, 2021 as of May 16, 2021 at 12:05 AM

Data in this report are provisional and subject to change.

Data in this summary pertain to COVID-19 vaccines approved by the U.S. Food and Drug Administration and have been issued an Emergency Use Authorization (Janssen COVID-19 Vaccine, Moderna COVID-19 Vaccine and Pfizer-BioNTech COVID-19 Vaccine). These data summarize the number of people who have received either their first dose or have completed the series for a COVID-19 vaccine. **A person can only be counted in one category, first dose or series complete.** For persons receiving Moderna or Pfizer vaccines, once they receive their second dose, they are moved from the first dose column to the series completed column. **Because of this, the total first dose category may show a change from report to report not matching the total receiving their first dose from the previous day.** Persons receiving Johnson & Johnson vaccines will always be counted in the series completed column.

COVID-19 doses for vaccinated persons in Florida

Doses administered 146,004

People receiving one dose of a 1-dose series (Johnson & Johnson) or receiving only one dose of a 2-dose series (Moderna, Pfizer) count once. Persons receiving both doses of a 2-dose series count twice.

Current status of persons vaccinated for COVID-19 in Florida

Total people vaccinated 84,751

First dose 20,726

Series completed 64,025

Completed 1-dose series 2,772

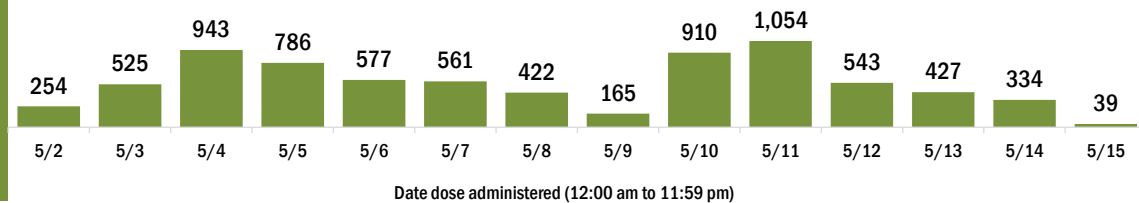
Completed 2-dose series 61,253

First dose: current number of people who have only received their first dose of the Moderna or Pfizer vaccine.

Series complete: current number of people who have received both Moderna or Pfizer vaccine doses or one Johnson & Johnson dose and are considered fully immunized.

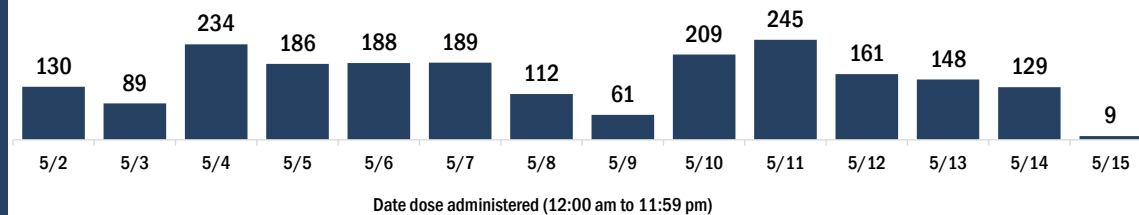
Demographic summary	First dose	Series complete	Total people vaccinated
Age group	20,726	64,025	84,751
16-24 years	1,202	1,601	2,803
25-34 years	1,384	2,341	3,725
35-44 years	1,576	3,240	4,816
45-54 years	2,180	5,614	7,794
55-64 years	3,862	12,463	16,325
65-74 years	4,968	21,284	26,252
75-84 years	3,846	13,092	16,938
85+ years	1,708	4,390	6,098
Race	20,726	64,025	84,751
White	14,927	46,884	61,811
Black	1,079	2,064	3,143
American Indian/Alaskan	136	323	459
Other	1,571	4,667	6,238
Unknown	3,013	10,087	13,100
Other race includes Asian, native Hawaiian/Pacific Islander, or other.			
Ethnicity	20,726	64,025	84,751
Hispanic	2,010	3,043	5,053
Non-Hispanic	9,966	39,487	49,453
Unknown	8,750	21,495	30,245
Gender	20,726	64,025	84,751
Female	10,929	35,579	46,508
Male	9,771	28,410	38,181
Unknown	26	36	62

COVID-19 doses administered for the past 2 weeks

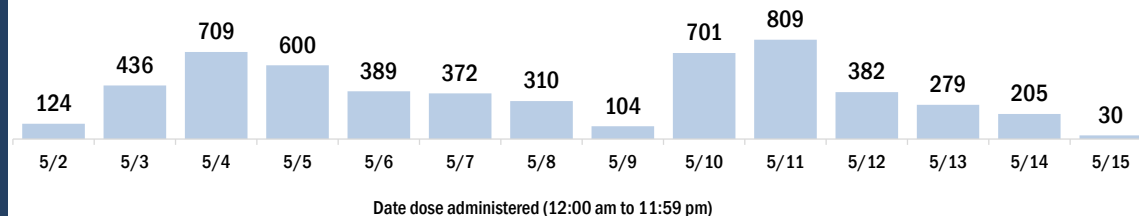


Persons vaccinated for COVID-19 for the past 2 weeks

Number of persons who received their first dose of a two-dose series of the COVID-19 vaccine



Number of persons who completed the COVID-19 vaccine series



COVID-19: Jackson County vaccine summary

Vaccination data through May 15, 2021 as of May 16, 2021 at 12:05 AM

Data in this report are provisional and subject to change.

Data in this summary pertain to COVID-19 vaccines approved by the U.S. Food and Drug Administration and have been issued an Emergency Use Authorization (Janssen COVID-19 Vaccine, Moderna COVID-19 Vaccine and Pfizer-BioNTech COVID-19 Vaccine). These data summarize the number of people who have received either their first dose or have completed the series for a COVID-19 vaccine. **A person can only be counted in one category, first dose or series complete.** For persons receiving Moderna or Pfizer vaccines, once they receive their second dose, they are moved from the first dose column to the series completed column. **Because of this, the total first dose category may show a change from report to report not matching the total receiving their first dose from the previous day.** Persons receiving Johnson & Johnson vaccines will always be counted in the series completed column.

COVID-19 doses for vaccinated persons in Florida

Doses administered 24,637

People receiving one dose of a 1-dose series (Johnson & Johnson) or receiving only one dose of a 2-dose series (Moderna, Pfizer) count once. Persons receiving both doses of a 2-dose series count twice.

Current status of persons vaccinated for COVID-19 in Florida

Total people vaccinated 13,921

First dose 2,280

Series completed 11,641

Completed 1-dose series 925

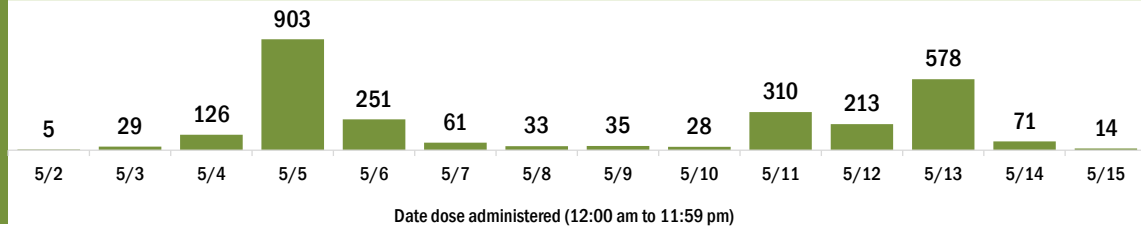
Completed 2-dose series 10,716

First dose: current number of people who have only received their first dose of the Moderna or Pfizer vaccine.

Series complete: current number of people who have received both Moderna or Pfizer vaccine doses or one Johnson & Johnson dose and are considered fully immunized.

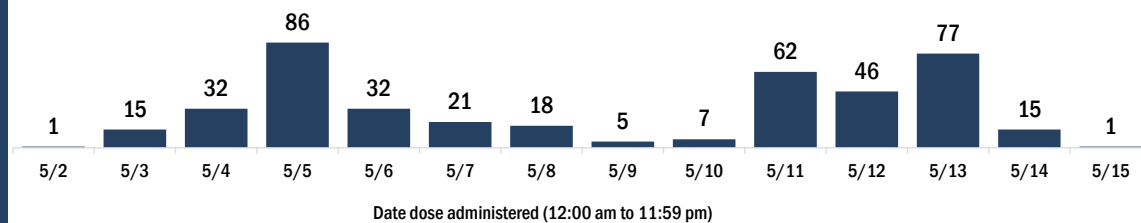
Demographic summary	First dose	Series complete	Total people vaccinated
Age group	2,280	11,641	13,921
16-24 years	124	256	380
25-34 years	223	654	877
35-44 years	283	1,011	1,294
45-54 years	351	1,531	1,882
55-64 years	401	2,531	2,932
65-74 years	454	3,202	3,656
75-84 years	323	1,846	2,169
85+ years	121	610	731
Race	2,280	11,641	13,921
White	1,333	7,920	9,253
Black	531	2,646	3,177
American Indian/Alaskan	11	59	70
Other	120	490	610
Unknown	285	526	811
Other race includes Asian, native Hawaiian/Pacific Islander, or other.			
Ethnicity	2,280	11,641	13,921
Hispanic	86	312	398
Non-Hispanic	1,343	8,506	9,849
Unknown	851	2,823	3,674
Gender	2,280	11,641	13,921
Female	1,116	5,805	6,921
Male	1,163	5,836	6,999
Unknown	1	0	1

COVID-19 doses administered for the past 2 weeks

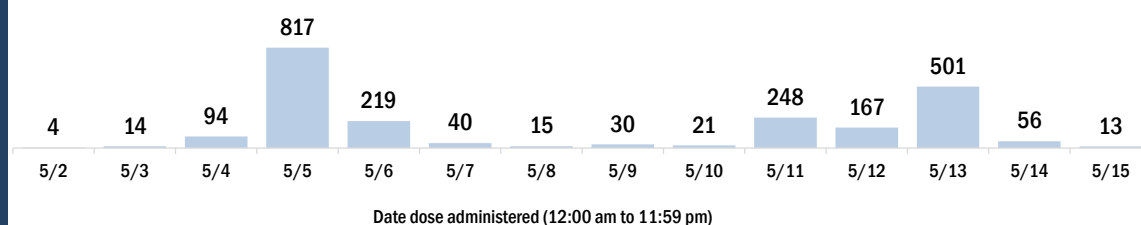


Persons vaccinated for COVID-19 for the past 2 weeks

Number of persons who received their first dose of a two-dose series of the COVID-19 vaccine



Number of persons who completed the COVID-19 vaccine series



COVID-19: Jefferson County vaccine summary

Vaccination data through May 15, 2021 as of May 16, 2021 at 12:05 AM

Data in this report are provisional and subject to change.

Data in this summary pertain to COVID-19 vaccines approved by the U.S. Food and Drug Administration and have been issued an Emergency Use Authorization (Janssen COVID-19 Vaccine, Moderna COVID-19 Vaccine and Pfizer-BioNTech COVID-19 Vaccine). These data summarize the number of people who have received either their first dose or have completed the series for a COVID-19 vaccine. **A person can only be counted in one category, first dose or series complete.** For persons receiving Moderna or Pfizer vaccines, once they receive their second dose, they are moved from the first dose column to the series completed column. **Because of this, the total first dose category may show a change from report to report not matching the total receiving their first dose from the previous day.** Persons receiving Johnson & Johnson vaccines will always be counted in the series completed column.

COVID-19 doses for vaccinated persons in Florida

Doses administered 9,144

People receiving one dose of a 1-dose series (Johnson & Johnson) or receiving only one dose of a 2-dose series (Moderna, Pfizer) count once. Persons receiving both doses of a 2-dose series count twice.

Current status of persons vaccinated for COVID-19 in Florida

Total people vaccinated 5,212

First dose 973

Series completed 4,239

Completed 1-dose series 307

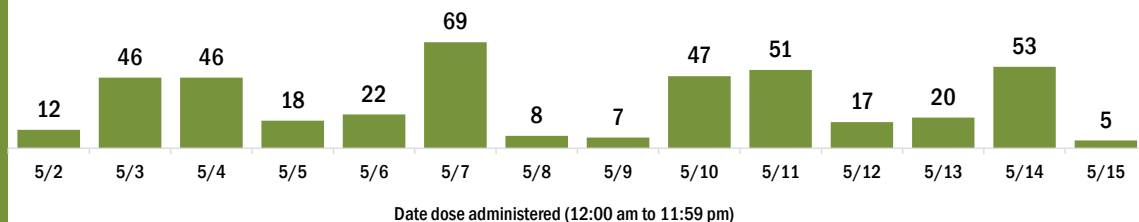
Completed 2-dose series 3,932

First dose: current number of people who have only received their first dose of the Moderna or Pfizer vaccine.

Series complete: current number of people who have received both Moderna or Pfizer vaccine doses or one Johnson & Johnson dose and are considered fully immunized.

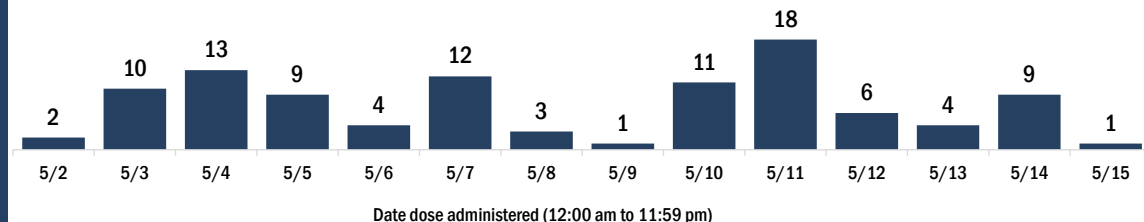
Demographic summary	First dose	Series complete	Total people vaccinated
Age group	973	4,239	5,212
16-24 years	62	110	172
25-34 years	91	160	251
35-44 years	157	245	402
45-54 years	208	511	719
55-64 years	257	1,021	1,278
65-74 years	122	1,342	1,464
75-84 years	54	669	723
85+ years	22	181	203
Race	973	4,239	5,212
White	544	2,401	2,945
Black	287	1,014	1,301
American Indian/Alaskan	2	7	9
Other	87	544	631
Unknown	53	273	326
Other race includes Asian, native Hawaiian/Pacific Islander, or other.			
Ethnicity	973	4,239	5,212
Hispanic	25	97	122
Non-Hispanic	771	2,972	3,743
Unknown	177	1,170	1,347
Gender	973	4,239	5,212
Female	335	2,452	2,787
Male	638	1,787	2,425
Unknown	0	0	0

COVID-19 doses administered for the past 2 weeks

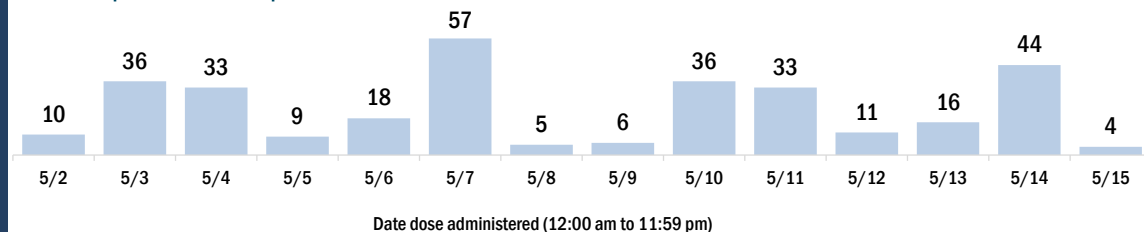


Persons vaccinated for COVID-19 for the past 2 weeks

Number of persons who received their first dose of a two-dose series of the COVID-19 vaccine



Number of persons who completed the COVID-19 vaccine series



COVID-19: Lafayette County vaccine summary

Vaccination data through May 15, 2021 as of May 16, 2021 at 12:05 AM

Data in this report are provisional and subject to change.

Data in this summary pertain to COVID-19 vaccines approved by the U.S. Food and Drug Administration and have been issued an Emergency Use Authorization (Janssen COVID-19 Vaccine, Moderna COVID-19 Vaccine and Pfizer-BioNTech COVID-19 Vaccine). These data summarize the number of people who have received either their first dose or have completed the series for a COVID-19 vaccine. **A person can only be counted in one category, first dose or series complete.** For persons receiving Moderna or Pfizer vaccines, once they receive their second dose, they are moved from the first dose column to the series completed column. **Because of this, the total first dose category may show a change from report to report not matching the total receiving their first dose from the previous day.** Persons receiving Johnson & Johnson vaccines will always be counted in the series completed column.

COVID-19 doses for vaccinated persons in Florida

Doses administered 3,982

People receiving one dose of a 1-dose series (Johnson & Johnson) or receiving only one dose of a 2-dose series (Moderna, Pfizer) count once. Persons receiving both doses of a 2-dose series count twice.

Current status of persons vaccinated for COVID-19 in Florida

Total people vaccinated 2,203

First dose 369

Series completed 1,834

Completed 1-dose series 55

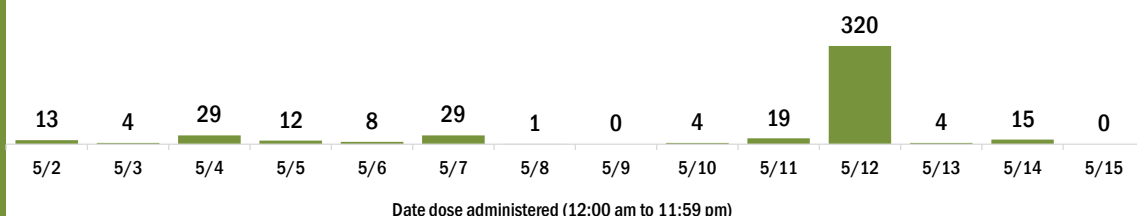
Completed 2-dose series 1,779

First dose: current number of people who have only received their first dose of the Moderna or Pfizer vaccine.

Series complete: current number of people who have received both Moderna or Pfizer vaccine doses or one Johnson & Johnson dose and are considered fully immunized.

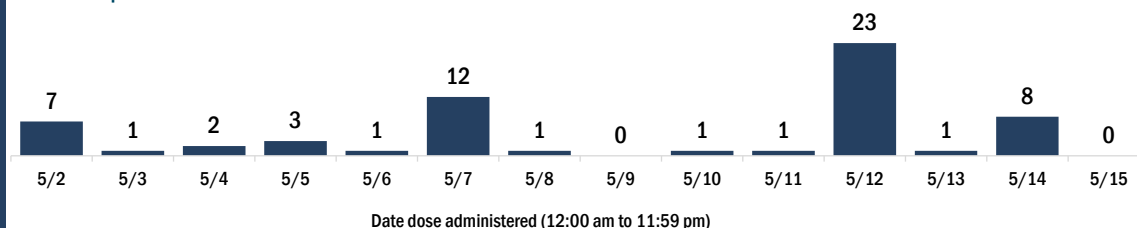
Demographic summary	First dose	Series complete	Total people vaccinated
Age group	369	1,834	2,203
16-24 years	20	22	42
25-34 years	31	88	119
35-44 years	43	139	182
45-54 years	55	210	265
55-64 years	53	272	325
65-74 years	90	653	743
75-84 years	52	348	400
85+ years	25	102	127
Race	369	1,834	2,203
White	252	1,462	1,714
Black	33	172	205
American Indian/Alaskan	3	6	9
Other	25	112	137
Unknown	56	82	138
Other race includes Asian, native Hawaiian/Pacific Islander, or other.			
Ethnicity	369	1,834	2,203
Hispanic	21	97	118
Non-Hispanic	191	1,214	1,405
Unknown	157	523	680
Gender	369	1,834	2,203
Female	168	790	958
Male	200	1,044	1,244
Unknown	1	0	1

COVID-19 doses administered for the past 2 weeks

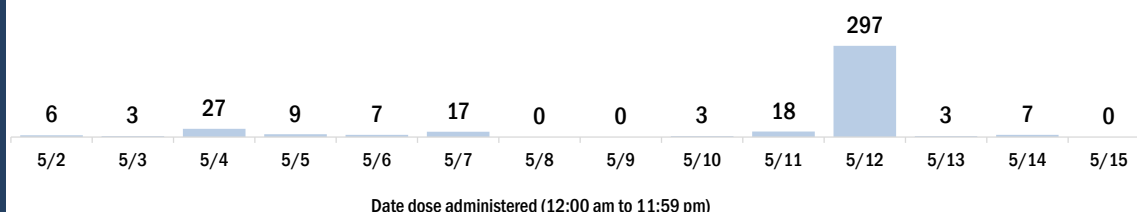


Persons vaccinated for COVID-19 for the past 2 weeks

Number of persons who received their first dose of a two-dose series of the COVID-19 vaccine



Number of persons who completed the COVID-19 vaccine series



COVID-19: Lake County vaccine summary

Vaccination data through May 15, 2021 as of May 16, 2021 at 12:05 AM

Data in this report are provisional and subject to change.

Data in this summary pertain to COVID-19 vaccines approved by the U.S. Food and Drug Administration and have been issued an Emergency Use Authorization (Janssen COVID-19 Vaccine, Moderna COVID-19 Vaccine and Pfizer-BioNTech COVID-19 Vaccine). These data summarize the number of people who have received either their first dose or have completed the series for a COVID-19 vaccine. **A person can only be counted in one category, first dose or series complete.** For persons receiving Moderna or Pfizer vaccines, once they receive their second dose, they are moved from the first dose column to the series completed column. **Because of this, the total first dose category may show a change from report to report not matching the total receiving their first dose from the previous day.** Persons receiving Johnson & Johnson vaccines will always be counted in the series completed column.

COVID-19 doses for vaccinated persons in Florida

Doses administered 310,201

People receiving one dose of a 1-dose series (Johnson & Johnson) or receiving only one dose of a 2-dose series (Moderna, Pfizer) count once. Persons receiving both doses of a 2-dose series count twice.

Current status of persons vaccinated for COVID-19 in Florida

Total people vaccinated 173,715

First dose 29,233

Series completed 144,482

Completed 1-dose series 7,996

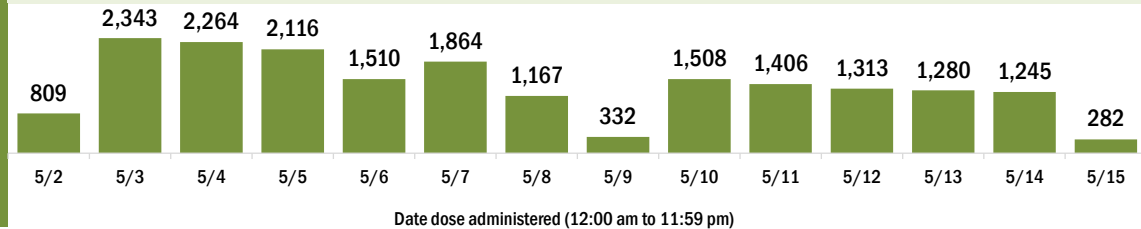
Completed 2-dose series 136,486

First dose: current number of people who have only received their first dose of the Moderna or Pfizer vaccine.

Series complete: current number of people who have received both Moderna or Pfizer vaccine doses or one Johnson & Johnson dose and are considered fully immunized.

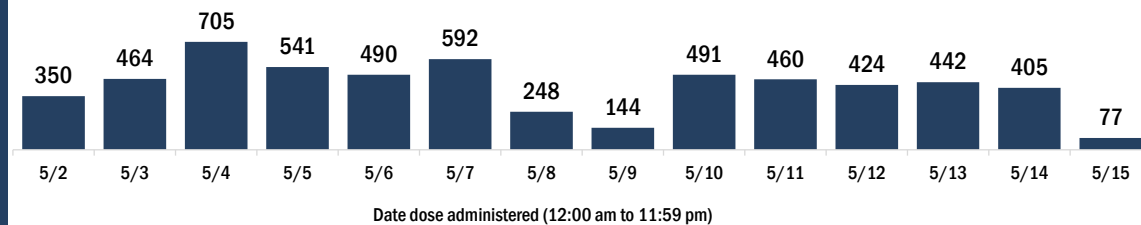
Demographic summary	First dose	Series complete	Total people vaccinated
Age group	29,233	144,482	173,715
16-24 years	2,889	5,801	8,690
25-34 years	3,318	7,531	10,849
35-44 years	3,839	10,564	14,403
45-54 years	4,302	15,294	19,596
55-64 years	5,335	25,945	31,280
65-74 years	4,773	42,119	46,892
75-84 years	3,363	28,808	32,171
85+ years	1,414	8,420	9,834
Race	29,233	144,482	173,715
White	18,013	106,429	124,442
Black	2,034	7,613	9,647
American Indian/Alaskan	178	798	976
Other	3,326	13,072	16,398
Unknown	5,682	16,570	22,252
Other race includes Asian, native Hawaiian/Pacific Islander, or other.			
Ethnicity	29,233	144,482	173,715
Hispanic	3,780	11,656	15,436
Non-Hispanic	12,795	84,673	97,468
Unknown	12,658	48,153	60,811
Gender	29,233	144,482	173,715
Female	15,769	80,580	96,349
Male	13,412	63,784	77,196
Unknown	52	118	170

COVID-19 doses administered for the past 2 weeks

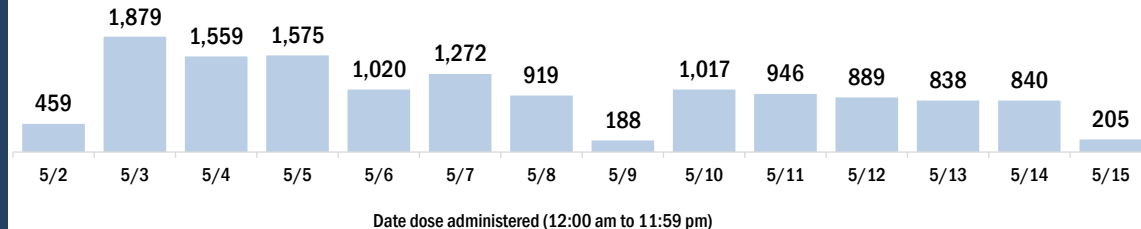


Persons vaccinated for COVID-19 for the past 2 weeks

Number of persons who received their first dose of a two-dose series of the COVID-19 vaccine



Number of persons who completed the COVID-19 vaccine series



COVID-19: Lee County vaccine summary

Vaccination data through May 15, 2021 as of May 16, 2021 at 12:05 AM

Data in this report are provisional and subject to change.

Data in this summary pertain to COVID-19 vaccines approved by the U.S. Food and Drug Administration and have been issued an Emergency Use Authorization (Janssen COVID-19 Vaccine, Moderna COVID-19 Vaccine and Pfizer-BioNTech COVID-19 Vaccine). These data summarize the number of people who have received either their first dose or have completed the series for a COVID-19 vaccine. **A person can only be counted in one category, first dose or series complete.** For persons receiving Moderna or Pfizer vaccines, once they receive their second dose, they are moved from the first dose column to the series completed column. **Because of this, the total first dose category may show a change from report to report not matching the total receiving their first dose from the previous day.** Persons receiving Johnson & Johnson vaccines will always be counted in the series completed column.

COVID-19 doses for vaccinated persons in Florida

Doses administered 609,132

People receiving one dose of a 1-dose series (Johnson & Johnson) or receiving only one dose of a 2-dose series (Moderna, Pfizer) count once. Persons receiving both doses of a 2-dose series count twice.

Current status of persons vaccinated for COVID-19 in Florida

Total people vaccinated 345,799

First dose 66,120

Series completed 279,679

Completed 1-dose series 16,346

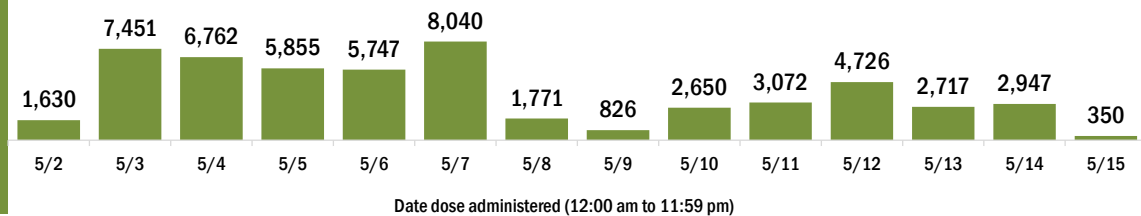
Completed 2-dose series 263,333

First dose: current number of people who have only received their first dose of the Moderna or Pfizer vaccine.

Series complete: current number of people who have received both Moderna or Pfizer vaccine doses or one Johnson & Johnson dose and are considered fully immunized.

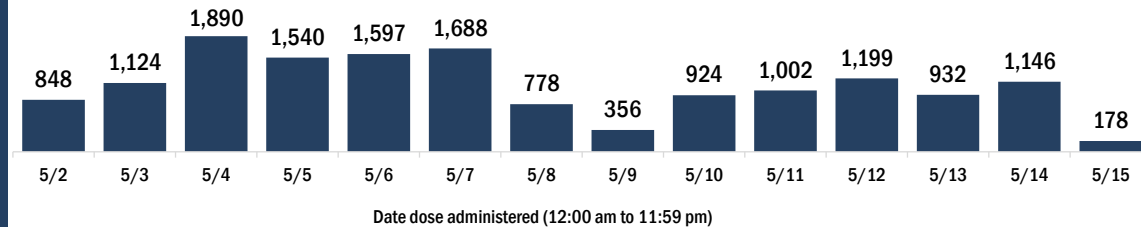
Demographic summary	First dose	Series complete	Total people vaccinated
Age group	66,120	279,679	345,799
16-24 years	6,076	7,177	13,253
25-34 years	6,562	12,142	18,704
35-44 years	8,265	17,249	25,514
45-54 years	9,703	26,733	36,436
55-64 years	13,003	53,394	66,397
65-74 years	12,305	92,962	105,267
75-84 years	7,527	55,262	62,789
85+ years	2,679	14,760	17,439
Race	66,120	279,679	345,799
White	43,309	200,562	243,871
Black	3,030	7,294	10,324
American Indian/Alaskan	284	973	1,257
Other	6,715	19,264	25,979
Unknown	12,782	51,586	64,368
Other race includes Asian, native Hawaiian/Pacific Islander, or other.			
Ethnicity	66,120	279,679	345,799
Hispanic	12,344	23,646	35,990
Non-Hispanic	29,928	159,512	189,440
Unknown	23,848	96,521	120,369
Gender	66,120	279,679	345,799
Female	35,034	154,186	189,220
Male	30,915	125,043	155,958
Unknown	171	450	621

COVID-19 doses administered for the past 2 weeks

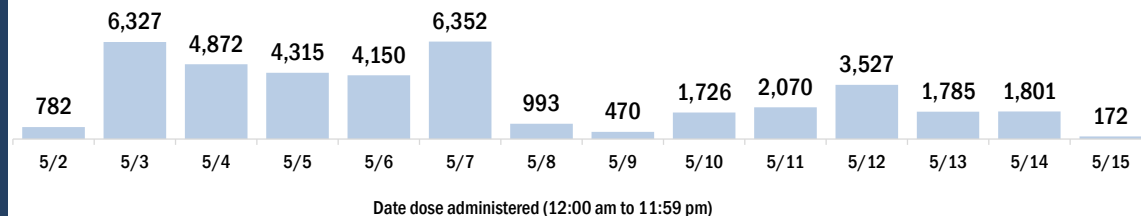


Persons vaccinated for COVID-19 for the past 2 weeks

Number of persons who received their first dose of a two-dose series of the COVID-19 vaccine



Number of persons who completed the COVID-19 vaccine series



COVID-19: Leon County vaccine summary

Vaccination data through May 15, 2021 as of May 16, 2021 at 12:05 AM

Data in this report are provisional and subject to change.

Data in this summary pertain to COVID-19 vaccines approved by the U.S. Food and Drug Administration and have been issued an Emergency Use Authorization (Janssen COVID-19 Vaccine, Moderna COVID-19 Vaccine and Pfizer-BioNTech COVID-19 Vaccine). These data summarize the number of people who have received either their first dose or have completed the series for a COVID-19 vaccine. **A person can only be counted in one category, first dose or series complete.** For persons receiving Moderna or Pfizer vaccines, once they receive their second dose, they are moved from the first dose column to the series completed column. **Because of this, the total first dose category may show a change from report to report not matching the total receiving their first dose from the previous day.** Persons receiving Johnson & Johnson vaccines will always be counted in the series completed column.

COVID-19 doses for vaccinated persons in Florida

Doses administered 212,291

People receiving one dose of a 1-dose series (Johnson & Johnson) or receiving only one dose of a 2-dose series (Moderna, Pfizer) count once. Persons receiving both doses of a 2-dose series count twice.

Current status of persons vaccinated for COVID-19 in Florida

Total people vaccinated 118,586

First dose 19,903

Series completed 98,683

Completed 1-dose series 4,978

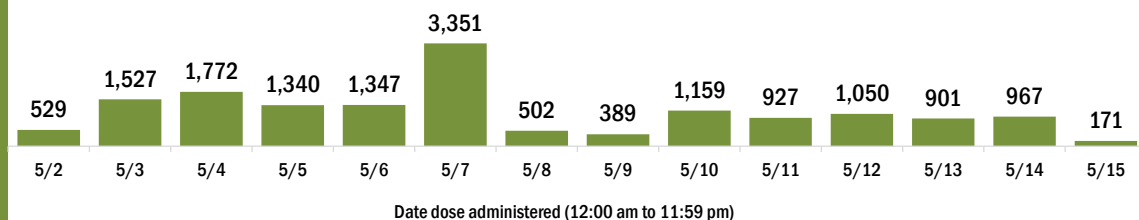
Completed 2-dose series 93,705

First dose: current number of people who have only received their first dose of the Moderna or Pfizer vaccine.

Series complete: current number of people who have received both Moderna or Pfizer vaccine doses or one Johnson & Johnson dose and are considered fully immunized.

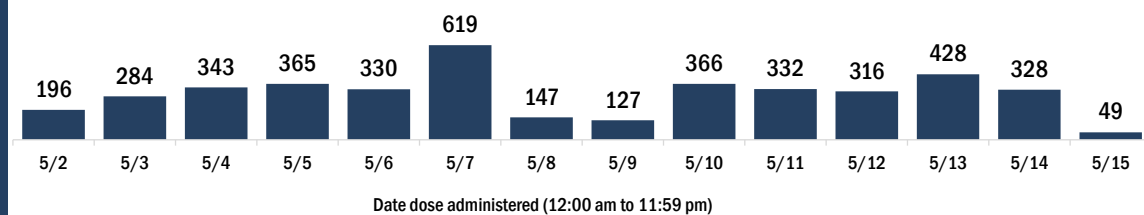
Demographic summary	First dose	Series complete	Total people vaccinated
Age group	19,903	98,683	118,586
16-24 years	4,254	9,856	14,110
25-34 years	3,553	11,690	15,243
35-44 years	3,184	12,357	15,541
45-54 years	2,677	14,026	16,703
55-64 years	2,521	18,872	21,393
65-74 years	2,097	19,842	21,939
75-84 years	1,033	8,966	9,999
85+ years	584	3,074	3,658
Race	19,903	98,683	118,586
White	10,507	57,952	68,459
Black	3,637	13,934	17,571
American Indian/Alaskan	64	311	375
Other	2,668	17,188	19,856
Unknown	3,027	9,298	12,325
Other race includes Asian, native Hawaiian/Pacific Islander, or other.			
Ethnicity	19,903	98,683	118,586
Hispanic	1,476	4,836	6,312
Non-Hispanic	12,436	71,515	83,951
Unknown	5,991	22,332	28,323
Gender	19,903	98,683	118,586
Female	10,812	56,149	66,961
Male	9,044	42,492	51,536
Unknown	47	42	89

COVID-19 doses administered for the past 2 weeks

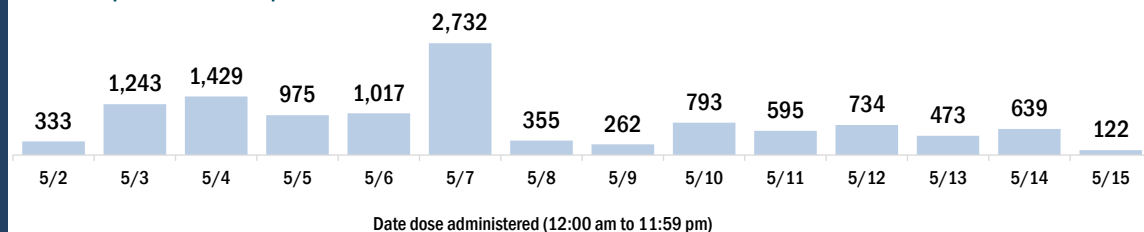


Persons vaccinated for COVID-19 for the past 2 weeks

Number of persons who received their first dose of a two-dose series of the COVID-19 vaccine



Number of persons who completed the COVID-19 vaccine series



COVID-19: Levy County vaccine summary

Vaccination data through May 15, 2021 as of May 16, 2021 at 12:05 AM

Data in this report are provisional and subject to change.

Data in this summary pertain to COVID-19 vaccines approved by the U.S. Food and Drug Administration and have been issued an Emergency Use Authorization (Janssen COVID-19 Vaccine, Moderna COVID-19 Vaccine and Pfizer-BioNTech COVID-19 Vaccine). These data summarize the number of people who have received either their first dose or have completed the series for a COVID-19 vaccine. **A person can only be counted in one category, first dose or series complete.** For persons receiving Moderna or Pfizer vaccines, once they receive their second dose, they are moved from the first dose column to the series completed column. **Because of this, the total first dose category may show a change from report to report not matching the total receiving their first dose from the previous day.** Persons receiving Johnson & Johnson vaccines will always be counted in the series completed column.

COVID-19 doses for vaccinated persons in Florida

Doses administered 20,326

People receiving one dose of a 1-dose series (Johnson & Johnson) or receiving only one dose of a 2-dose series (Moderna, Pfizer) count once. Persons receiving both doses of a 2-dose series count twice.

Current status of persons vaccinated for COVID-19 in Florida

Total people vaccinated 11,731

First dose 1,878

Series completed 9,853

Completed 1-dose series 1,258

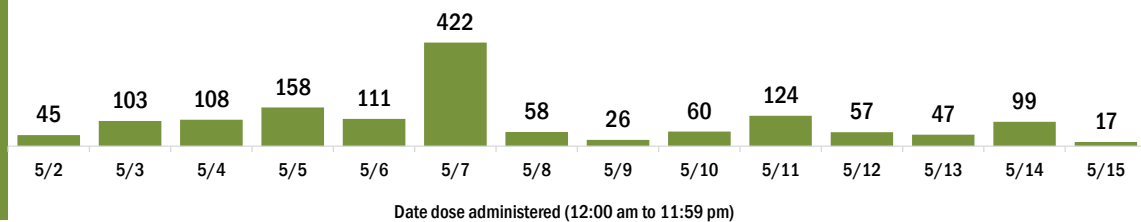
Completed 2-dose series 8,595

First dose: current number of people who have only received their first dose of the Moderna or Pfizer vaccine.

Series complete: current number of people who have received both Moderna or Pfizer vaccine doses or one Johnson & Johnson dose and are considered fully immunized.

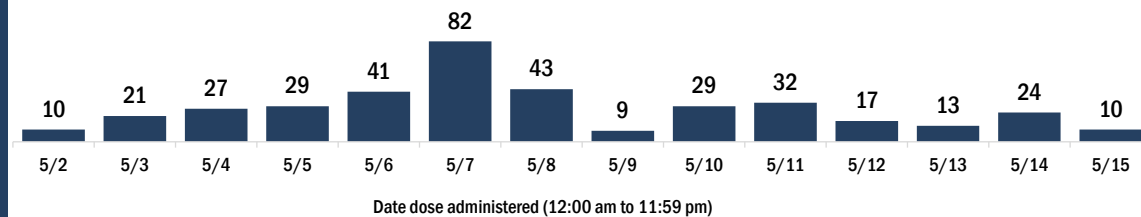
Demographic summary	First dose	Series complete	Total people vaccinated
Age group	1,878	9,853	11,731
16-24 years	131	193	324
25-34 years	184	350	534
35-44 years	221	463	684
45-54 years	254	896	1,150
55-64 years	476	2,165	2,641
65-74 years	374	3,517	3,891
75-84 years	189	1,825	2,014
85+ years	49	444	493
Race	1,878	9,853	11,731
White	1,316	7,775	9,091
Black	200	649	849
American Indian/Alaskan	9	55	64
Other	163	554	717
Unknown	190	820	1,010
Other race includes Asian, native Hawaiian/Pacific Islander, or other.			
Ethnicity	1,878	9,853	11,731
Hispanic	160	458	618
Non-Hispanic	1,240	7,253	8,493
Unknown	478	2,142	2,620
Gender	1,878	9,853	11,731
Female	1,045	5,554	6,599
Male	830	4,299	5,129
Unknown	3	0	3

COVID-19 doses administered for the past 2 weeks

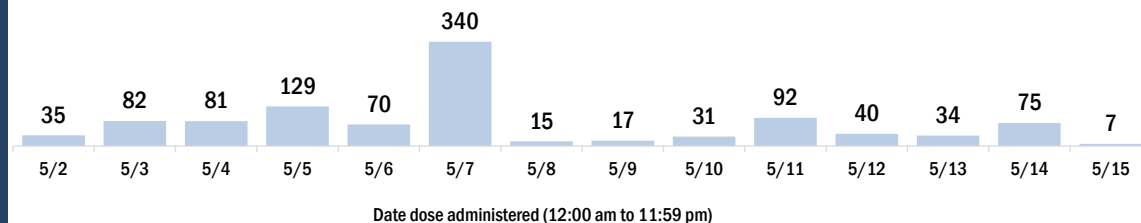


Persons vaccinated for COVID-19 for the past 2 weeks

Number of persons who received their first dose of a two-dose series of the COVID-19 vaccine



Number of persons who completed the COVID-19 vaccine series



COVID-19: Liberty County vaccine summary

Vaccination data through May 15, 2021 as of May 16, 2021 at 12:05 AM

Data in this report are provisional and subject to change.

Data in this summary pertain to COVID-19 vaccines approved by the U.S. Food and Drug Administration and have been issued an Emergency Use Authorization (Janssen COVID-19 Vaccine, Moderna COVID-19 Vaccine and Pfizer-BioNTech COVID-19 Vaccine). These data summarize the number of people who have received either their first dose or have completed the series for a COVID-19 vaccine. **A person can only be counted in one category, first dose or series complete.** For persons receiving Moderna or Pfizer vaccines, once they receive their second dose, they are moved from the first dose column to the series completed column. **Because of this, the total first dose category may show a change from report to report not matching the total receiving their first dose from the previous day.** Persons receiving Johnson & Johnson vaccines will always be counted in the series completed column.

COVID-19 doses for vaccinated persons in Florida

Doses administered 3,338

People receiving one dose of a 1-dose series (Johnson & Johnson) or receiving only one dose of a 2-dose series (Moderna, Pfizer) count once. Persons receiving both doses of a 2-dose series count twice.

Current status of persons vaccinated for COVID-19 in Florida

Total people vaccinated 2,047

First dose 664

Series completed 1,383

Completed 1-dose series 92

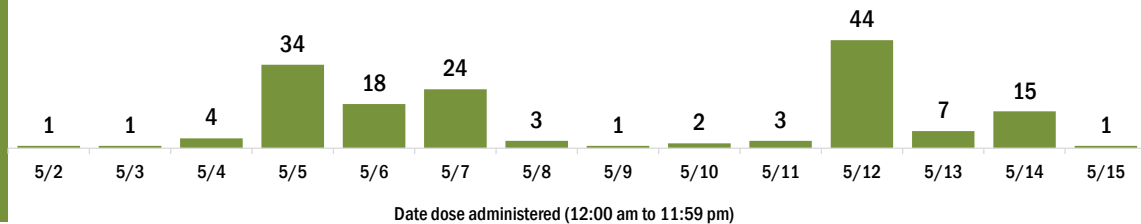
Completed 2-dose series 1,291

First dose: current number of people who have only received their first dose of the Moderna or Pfizer vaccine.

Series complete: current number of people who have received both Moderna or Pfizer vaccine doses or one Johnson & Johnson dose and are considered fully immunized.

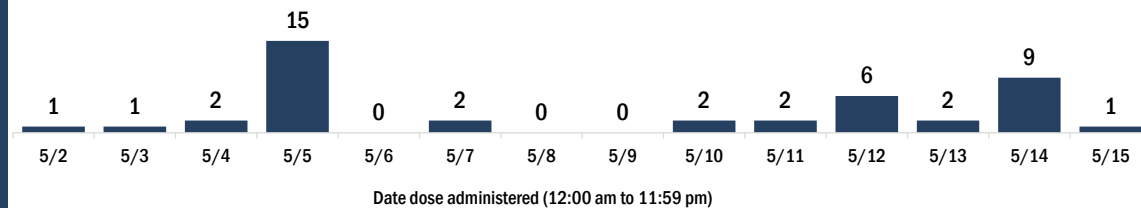
Demographic summary	First dose	Series complete	Total people vaccinated
Age group	664	1,383	2,047
16-24 years	24	35	59
25-34 years	97	52	149
35-44 years	144	105	249
45-54 years	162	143	305
55-64 years	146	335	481
65-74 years	67	426	493
75-84 years	20	228	248
85+ years	4	59	63
Race	664	1,383	2,047
White	211	995	1,206
Black	83	133	216
American Indian/Alaskan	2	11	13
Other	34	114	148
Unknown	334	130	464
Other race includes Asian, native Hawaiian/Pacific Islander, or other.			
Ethnicity	664	1,383	2,047
Hispanic	13	21	34
Non-Hispanic	118	764	882
Unknown	533	598	1,131
Gender	664	1,383	2,047
Female	118	745	863
Male	546	638	1,184
Unknown	0	0	0

COVID-19 doses administered for the past 2 weeks

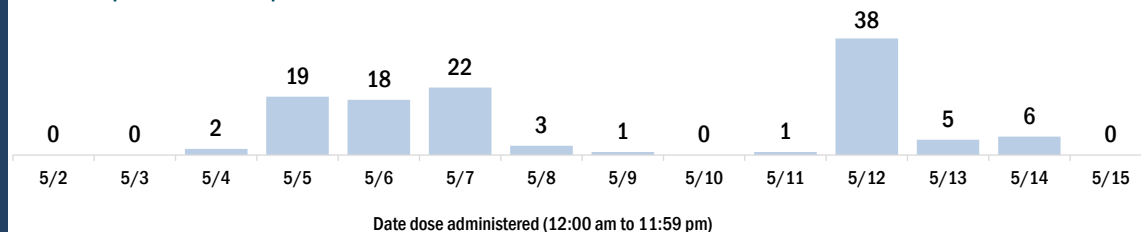


Persons vaccinated for COVID-19 for the past 2 weeks

Number of persons who received their first dose of a two-dose series of the COVID-19 vaccine



Number of persons who completed the COVID-19 vaccine series



COVID-19: Madison County vaccine summary

Vaccination data through May 15, 2021 as of May 16, 2021 at 12:05 AM

Data in this report are provisional and subject to change.

Data in this summary pertain to COVID-19 vaccines approved by the U.S. Food and Drug Administration and have been issued an Emergency Use Authorization (Janssen COVID-19 Vaccine, Moderna COVID-19 Vaccine and Pfizer-BioNTech COVID-19 Vaccine). These data summarize the number of people who have received either their first dose or have completed the series for a COVID-19 vaccine. **A person can only be counted in one category, first dose or series complete.** For persons receiving Moderna or Pfizer vaccines, once they receive their second dose, they are moved from the first dose column to the series completed column. **Because of this, the total first dose category may show a change from report to report not matching the total receiving their first dose from the previous day.** Persons receiving Johnson & Johnson vaccines will always be counted in the series completed column.

COVID-19 doses for vaccinated persons in Florida

Doses administered 10,221

People receiving one dose of a 1-dose series (Johnson & Johnson) or receiving only one dose of a 2-dose series (Moderna, Pfizer) count once. Persons receiving both doses of a 2-dose series count twice.

Current status of persons vaccinated for COVID-19 in Florida

Total people vaccinated 5,833

First dose 988

Series completed 4,845

Completed 1-dose series 457

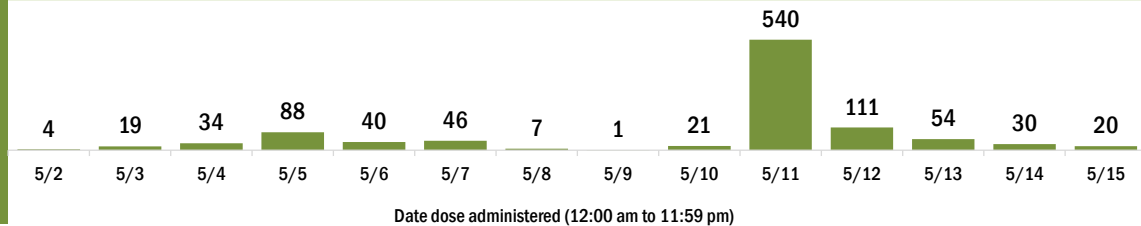
Completed 2-dose series 4,388

First dose: current number of people who have only received their first dose of the Moderna or Pfizer vaccine.

Series complete: current number of people who have received both Moderna or Pfizer vaccine doses or one Johnson & Johnson dose and are considered fully immunized.

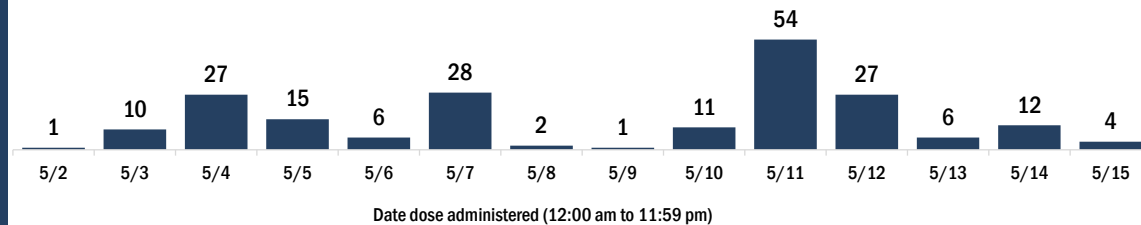
Demographic summary	First dose	Series complete	Total people vaccinated
Age group	988	4,845	5,833
16-24 years	55	98	153
25-34 years	109	208	317
35-44 years	123	409	532
45-54 years	196	602	798
55-64 years	287	1,039	1,326
65-74 years	133	1,493	1,626
75-84 years	62	785	847
85+ years	23	211	234
Race	988	4,845	5,833
White	483	2,726	3,209
Black	337	1,479	1,816
American Indian/Alaskan	1	9	10
Other	79	381	460
Unknown	88	250	338
Other race includes Asian, native Hawaiian/Pacific Islander, or other.			
Ethnicity	988	4,845	5,833
Hispanic	60	214	274
Non-Hispanic	729	2,904	3,633
Unknown	199	1,727	1,926
Gender	988	4,845	5,833
Female	467	2,405	2,872
Male	521	2,440	2,961
Unknown	0	0	0

COVID-19 doses administered for the past 2 weeks

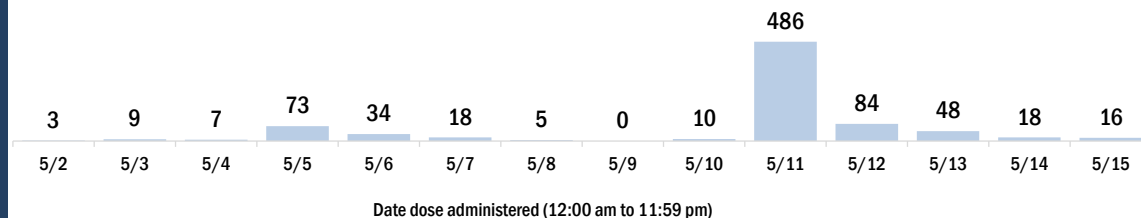


Persons vaccinated for COVID-19 for the past 2 weeks

Number of persons who received their first dose of a two-dose series of the COVID-19 vaccine



Number of persons who completed the COVID-19 vaccine series



COVID-19: Manatee County vaccine summary

Vaccination data through May 15, 2021 as of May 16, 2021 at 12:05 AM

Data in this report are provisional and subject to change.

Data in this summary pertain to COVID-19 vaccines approved by the U.S. Food and Drug Administration and have been issued an Emergency Use Authorization (Janssen COVID-19 Vaccine, Moderna COVID-19 Vaccine and Pfizer-BioNTech COVID-19 Vaccine). These data summarize the number of people who have received either their first dose or have completed the series for a COVID-19 vaccine. **A person can only be counted in one category, first dose or series complete.** For persons receiving Moderna or Pfizer vaccines, once they receive their second dose, they are moved from the first dose column to the series completed column. **Because of this, the total first dose category may show a change from report to report not matching the total receiving their first dose from the previous day.** Persons receiving Johnson & Johnson vaccines will always be counted in the series completed column.

COVID-19 doses for vaccinated persons in Florida

Doses administered 317,186

People receiving one dose of a 1-dose series (Johnson & Johnson) or receiving only one dose of a 2-dose series (Moderna, Pfizer) count once. Persons receiving both doses of a 2-dose series count twice.

Current status of persons vaccinated for COVID-19 in Florida

Total people vaccinated 179,522

First dose 34,161

Series completed 145,361

Completed 1-dose series 7,697

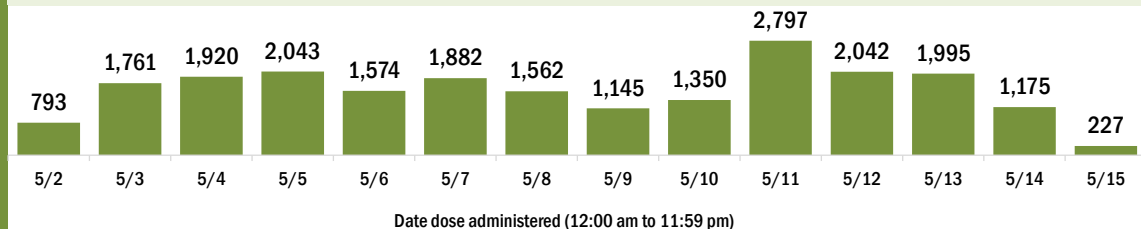
Completed 2-dose series 137,664

First dose: current number of people who have only received their first dose of the Moderna or Pfizer vaccine.

Series complete: current number of people who have received both Moderna or Pfizer vaccine doses or one Johnson & Johnson dose and are considered fully immunized.

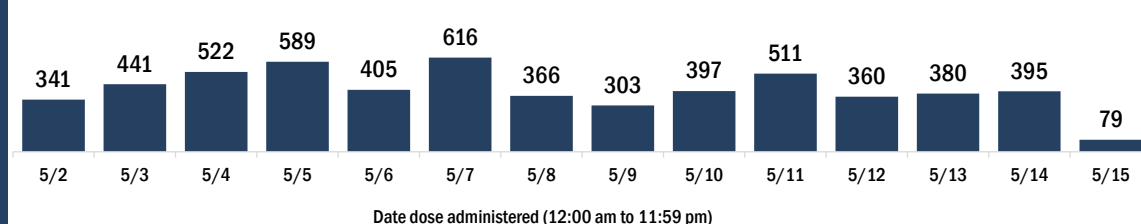
Demographic summary	First dose	Series complete	Total people vaccinated
Age group	34,161	145,361	179,522
16-24 years	2,930	4,647	7,577
25-34 years	3,169	7,365	10,534
35-44 years	3,777	10,346	14,123
45-54 years	4,787	16,011	20,798
55-64 years	6,380	29,429	35,809
65-74 years	7,015	44,400	51,415
75-84 years	4,382	25,342	29,724
85+ years	1,721	7,821	9,542
Race	34,161	145,361	179,522
White	23,248	110,471	133,719
Black	1,421	4,682	6,103
American Indian/Alaskan	155	580	735
Other	3,088	11,272	14,360
Unknown	6,249	18,356	24,605
Other race includes Asian, native Hawaiian/Pacific Islander, or other.			
Ethnicity	34,161	145,361	179,522
Hispanic	3,754	8,920	12,674
Non-Hispanic	17,499	87,873	105,372
Unknown	12,908	48,568	61,476
Gender	34,161	145,361	179,522
Female	18,171	80,431	98,602
Male	15,879	64,848	80,727
Unknown	111	82	193

COVID-19 doses administered for the past 2 weeks

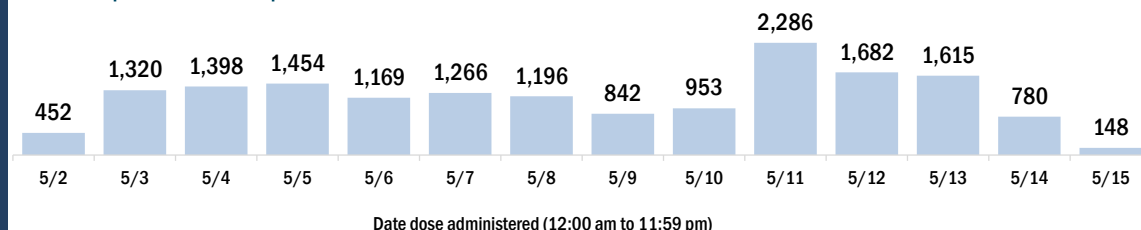


Persons vaccinated for COVID-19 for the past 2 weeks

Number of persons who received their first dose of a two-dose series of the COVID-19 vaccine



Number of persons who completed the COVID-19 vaccine series



COVID-19: Marion County vaccine summary

Vaccination data through May 15, 2021 as of May 16, 2021 at 12:05 AM

Data in this report are provisional and subject to change.

Data in this summary pertain to COVID-19 vaccines approved by the U.S. Food and Drug Administration and have been issued an Emergency Use Authorization (Janssen COVID-19 Vaccine, Moderna COVID-19 Vaccine and Pfizer-BioNTech COVID-19 Vaccine). These data summarize the number of people who have received either their first dose or have completed the series for a COVID-19 vaccine. **A person can only be counted in one category, first dose or series complete.** For persons receiving Moderna or Pfizer vaccines, once they receive their second dose, they are moved from the first dose column to the series completed column. **Because of this, the total first dose category may show a change from report to report not matching the total receiving their first dose from the previous day.** Persons receiving Johnson & Johnson vaccines will always be counted in the series completed column.

COVID-19 doses for vaccinated persons in Florida

Doses administered 252,910

People receiving one dose of a 1-dose series (Johnson & Johnson) or receiving only one dose of a 2-dose series (Moderna, Pfizer) count once. Persons receiving both doses of a 2-dose series count twice.

Current status of persons vaccinated for COVID-19 in Florida

Total people vaccinated 141,083

First dose 23,331

Series completed 117,752

Completed 1-dose series 5,925

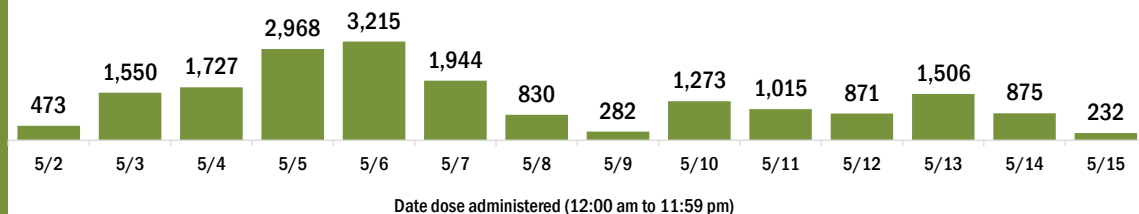
Completed 2-dose series 111,827

First dose: current number of people who have only received their first dose of the Moderna or Pfizer vaccine.

Series complete: current number of people who have received both Moderna or Pfizer vaccine doses or one Johnson & Johnson dose and are considered fully immunized.

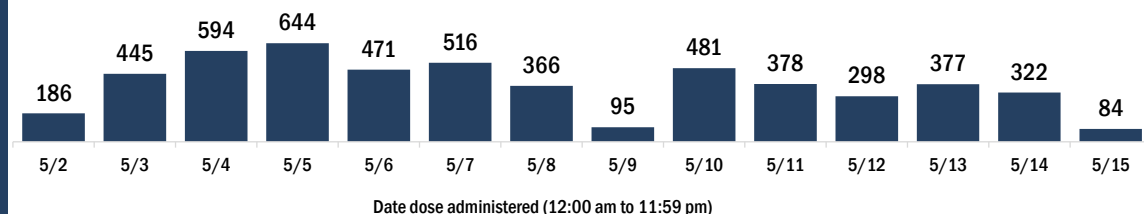
Demographic summary	First dose	Series complete	Total people vaccinated
Age group	23,331	117,752	141,083
16-24 years	2,055	3,489	5,544
25-34 years	2,262	5,389	7,651
35-44 years	2,664	7,618	10,282
45-54 years	3,440	11,489	14,929
55-64 years	4,962	21,731	26,693
65-74 years	4,109	36,636	40,745
75-84 years	2,726	24,342	27,068
85+ years	1,113	7,058	8,171
Race	23,331	117,752	141,083
White	14,010	81,746	95,756
Black	1,978	8,305	10,283
American Indian/Alaskan	103	451	554
Other	2,918	10,946	13,864
Unknown	4,322	16,304	20,626
Other race includes Asian, native Hawaiian/Pacific Islander, or other.			
Ethnicity	23,331	117,752	141,083
Hispanic	3,176	9,673	12,849
Non-Hispanic	11,273	72,744	84,017
Unknown	8,882	35,335	44,217
Gender	23,331	117,752	141,083
Female	12,925	66,916	79,841
Male	10,358	50,792	61,150
Unknown	48	44	92

COVID-19 doses administered for the past 2 weeks

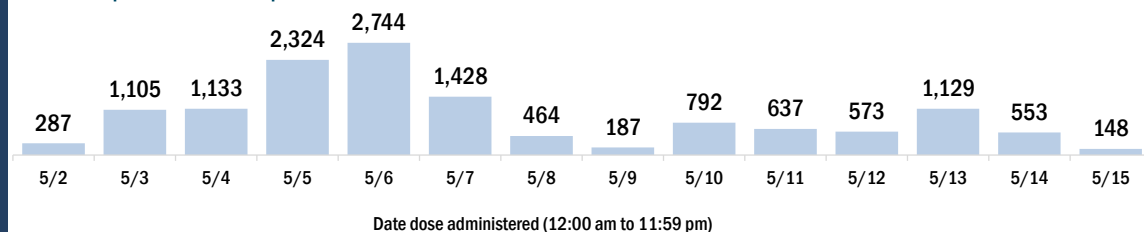


Persons vaccinated for COVID-19 for the past 2 weeks

Number of persons who received their first dose of a two-dose series of the COVID-19 vaccine



Number of persons who completed the COVID-19 vaccine series



COVID-19: Martin County vaccine summary

Vaccination data through May 15, 2021 as of May 16, 2021 at 12:05 AM

Data in this report are provisional and subject to change.

Data in this summary pertain to COVID-19 vaccines approved by the U.S. Food and Drug Administration and have been issued an Emergency Use Authorization (Janssen COVID-19 Vaccine, Moderna COVID-19 Vaccine and Pfizer-BioNTech COVID-19 Vaccine). These data summarize the number of people who have received either their first dose or have completed the series for a COVID-19 vaccine. **A person can only be counted in one category, first dose or series complete.** For persons receiving Moderna or Pfizer vaccines, once they receive their second dose, they are moved from the first dose column to the series completed column. **Because of this, the total first dose category may show a change from report to report not matching the total receiving their first dose from the previous day.** Persons receiving Johnson & Johnson vaccines will always be counted in the series completed column.

COVID-19 doses for vaccinated persons in Florida

Doses administered 138,973

People receiving one dose of a 1-dose series (Johnson & Johnson) or receiving only one dose of a 2-dose series (Moderna, Pfizer) count once. Persons receiving both doses of a 2-dose series count twice.

Current status of persons vaccinated for COVID-19 in Florida

Total people vaccinated 79,325

First dose 15,920

Series completed 63,405

Completed 1-dose series 3,757

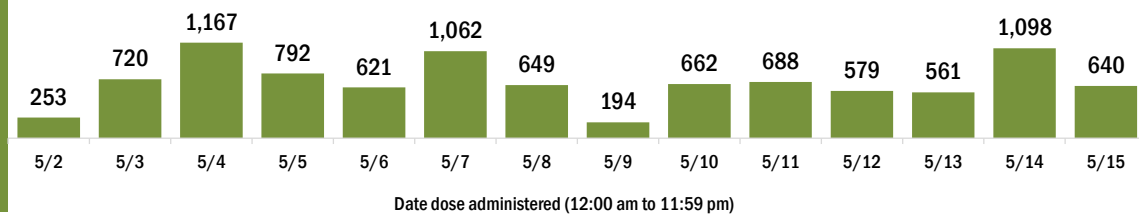
Completed 2-dose series 59,648

First dose: current number of people who have only received their first dose of the Moderna or Pfizer vaccine.

Series complete: current number of people who have received both Moderna or Pfizer vaccine doses or one Johnson & Johnson dose and are considered fully immunized.

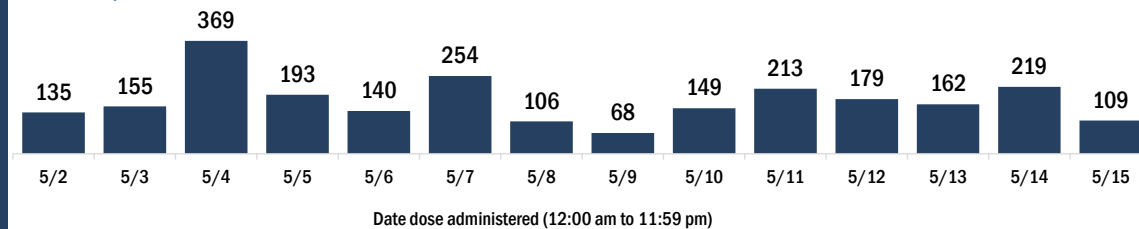
Demographic summary	First dose	Series complete	Total people vaccinated
Age group	15,920	63,405	79,325
16-24 years	1,155	1,672	2,827
25-34 years	1,278	2,227	3,505
35-44 years	1,627	3,627	5,254
45-54 years	2,279	5,822	8,101
55-64 years	3,760	12,572	16,332
65-74 years	2,925	19,418	22,343
75-84 years	1,997	13,301	15,298
85+ years	899	4,766	5,665
Race	15,920	63,405	79,325
White	10,967	43,540	54,507
Black	768	1,299	2,067
American Indian/Alaskan	59	123	182
Other	1,302	4,431	5,733
Unknown	2,824	14,012	16,836
Other race includes Asian, native Hawaiian/Pacific Islander, or other.			
Ethnicity	15,920	63,405	79,325
Hispanic	1,376	2,698	4,074
Non-Hispanic	7,862	28,523	36,385
Unknown	6,682	32,184	38,866
Gender	15,920	63,405	79,325
Female	8,063	35,341	43,404
Male	7,839	28,045	35,884
Unknown	18	19	37

COVID-19 doses administered for the past 2 weeks

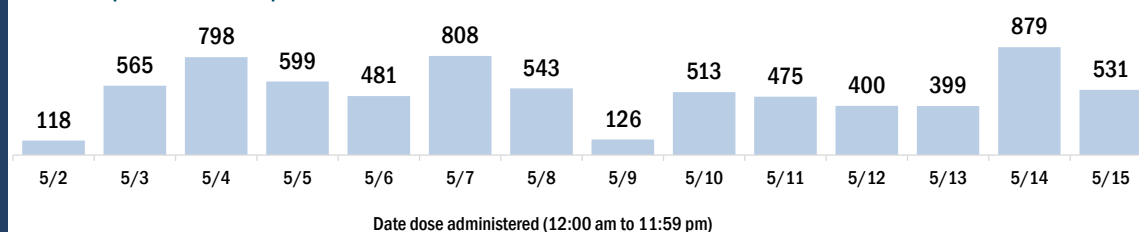


Persons vaccinated for COVID-19 for the past 2 weeks

Number of persons who received their first dose of a two-dose series of the COVID-19 vaccine



Number of persons who completed the COVID-19 vaccine series



COVID-19: Monroe County vaccine summary

Vaccination data through May 15, 2021 as of May 16, 2021 at 12:05 AM

Data in this report are provisional and subject to change.

Data in this summary pertain to COVID-19 vaccines approved by the U.S. Food and Drug Administration and have been issued an Emergency Use Authorization (Janssen COVID-19 Vaccine, Moderna COVID-19 Vaccine and Pfizer-BioNTech COVID-19 Vaccine). These data summarize the number of people who have received either their first dose or have completed the series for a COVID-19 vaccine. **A person can only be counted in one category, first dose or series complete.** For persons receiving Moderna or Pfizer vaccines, once they receive their second dose, they are moved from the first dose column to the series completed column. **Because of this, the total first dose category may show a change from report to report not matching the total receiving their first dose from the previous day.** Persons receiving Johnson & Johnson vaccines will always be counted in the series completed column.

COVID-19 doses for vaccinated persons in Florida

Doses administered 66,622

People receiving one dose of a 1-dose series (Johnson & Johnson) or receiving only one dose of a 2-dose series (Moderna, Pfizer) count once. Persons receiving both doses of a 2-dose series count twice.

Current status of persons vaccinated for COVID-19 in Florida

Total people vaccinated 39,936

First dose 10,337

Series completed 29,599

Completed 1-dose series 2,913

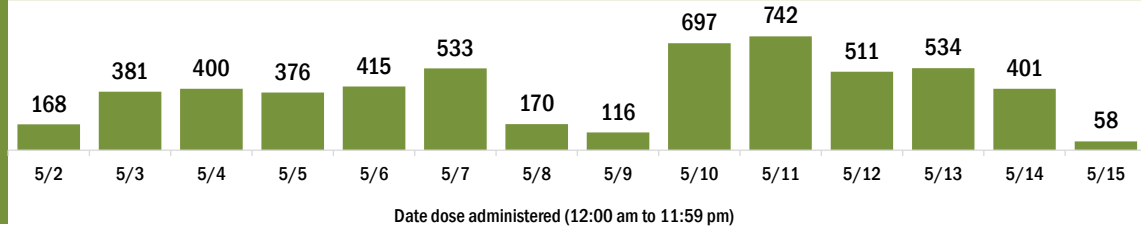
Completed 2-dose series 26,686

First dose: current number of people who have only received their first dose of the Moderna or Pfizer vaccine.

Series complete: current number of people who have received both Moderna or Pfizer vaccine doses or one Johnson & Johnson dose and are considered fully immunized.

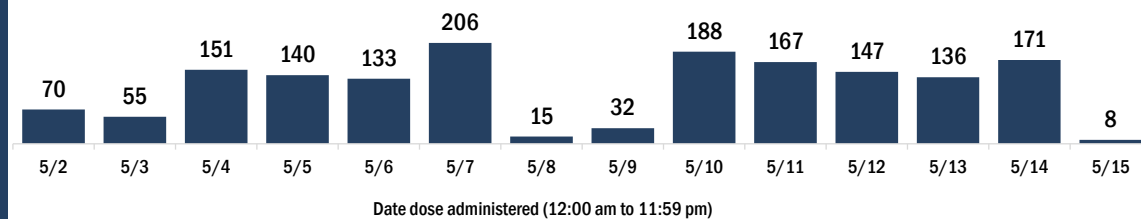
Demographic summary	First dose	Series complete	Total people vaccinated
Age group	10,337	29,599	39,936
16-24 years	782	776	1,558
25-34 years	1,291	1,481	2,772
35-44 years	1,549	2,386	3,935
45-54 years	1,913	3,812	5,725
55-64 years	2,398	7,070	9,468
65-74 years	1,656	9,121	10,777
75-84 years	598	3,973	4,571
85+ years	150	980	1,130
Race	10,337	29,599	39,936
White	6,725	21,379	28,104
Black	319	635	954
American Indian/Alaskan	41	105	146
Other	807	1,676	2,483
Unknown	2,445	5,804	8,249
Other race includes Asian, native Hawaiian/Pacific Islander, or other.			
Ethnicity	10,337	29,599	39,936
Hispanic	1,740	3,028	4,768
Non-Hispanic	4,660	16,417	21,077
Unknown	3,937	10,154	14,091
Gender	10,337	29,599	39,936
Female	5,094	15,256	20,350
Male	5,234	14,340	19,574
Unknown	9	3	12

COVID-19 doses administered for the past 2 weeks

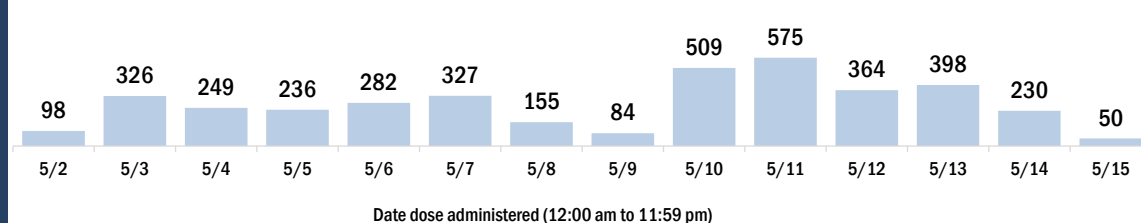


Persons vaccinated for COVID-19 for the past 2 weeks

Number of persons who received their first dose of a two-dose series of the COVID-19 vaccine



Number of persons who completed the COVID-19 vaccine series



COVID-19: Nassau County vaccine summary

Vaccination data through May 15, 2021 as of May 16, 2021 at 12:05 AM

Data in this report are provisional and subject to change.

Data in this summary pertain to COVID-19 vaccines approved by the U.S. Food and Drug Administration and have been issued an Emergency Use Authorization (Janssen COVID-19 Vaccine, Moderna COVID-19 Vaccine and Pfizer-BioNTech COVID-19 Vaccine). These data summarize the number of people who have received either their first dose or have completed the series for a COVID-19 vaccine. **A person can only be counted in one category, first dose or series complete.** For persons receiving Moderna or Pfizer vaccines, once they receive their second dose, they are moved from the first dose column to the series completed column. **Because of this, the total first dose category may show a change from report to report not matching the total receiving their first dose from the previous day.** Persons receiving Johnson & Johnson vaccines will always be counted in the series completed column.

COVID-19 doses for vaccinated persons in Florida

Doses administered 63,873

People receiving one dose of a 1-dose series (Johnson & Johnson) or receiving only one dose of a 2-dose series (Moderna, Pfizer) count once. Persons receiving both doses of a 2-dose series count twice.

Current status of persons vaccinated for COVID-19 in Florida

Total people vaccinated 35,053

First dose 3,831

Series completed 31,222

Completed 1-dose series 2,402

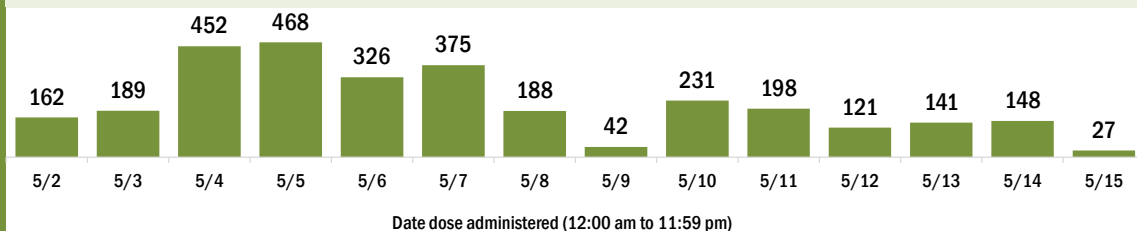
Completed 2-dose series 28,820

First dose: current number of people who have only received their first dose of the Moderna or Pfizer vaccine.

Series complete: current number of people who have received both Moderna or Pfizer vaccine doses or one Johnson & Johnson dose and are considered fully immunized.

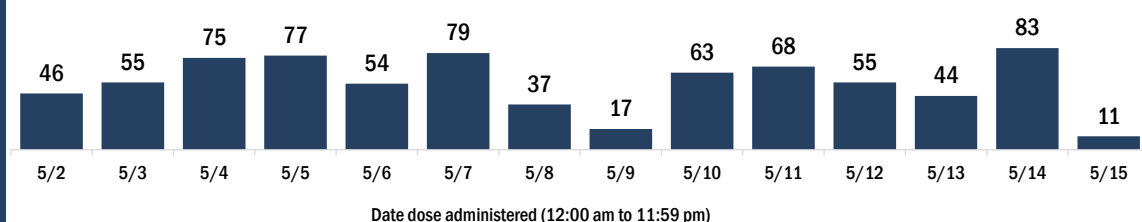
Demographic summary	First dose	Series complete	Total people vaccinated
Age group	3,831	31,222	35,053
16-24 years	430	1,031	1,461
25-34 years	405	1,417	1,822
35-44 years	449	2,356	2,805
45-54 years	573	3,509	4,082
55-64 years	723	7,101	7,824
65-74 years	722	9,745	10,467
75-84 years	399	4,714	5,113
85+ years	130	1,349	1,479
Race	3,831	31,222	35,053
White	2,726	25,353	28,079
Black	199	1,463	1,662
American Indian/Alaskan	17	123	140
Other	232	1,580	1,812
Unknown	657	2,703	3,360
Other race includes Asian, native Hawaiian/Pacific Islander, or other.			
Ethnicity	3,831	31,222	35,053
Hispanic	168	885	1,053
Non-Hispanic	2,421	24,556	26,977
Unknown	1,242	5,781	7,023
Gender	3,831	31,222	35,053
Female	2,057	17,367	19,424
Male	1,767	13,853	15,620
Unknown	7	2	9

COVID-19 doses administered for the past 2 weeks

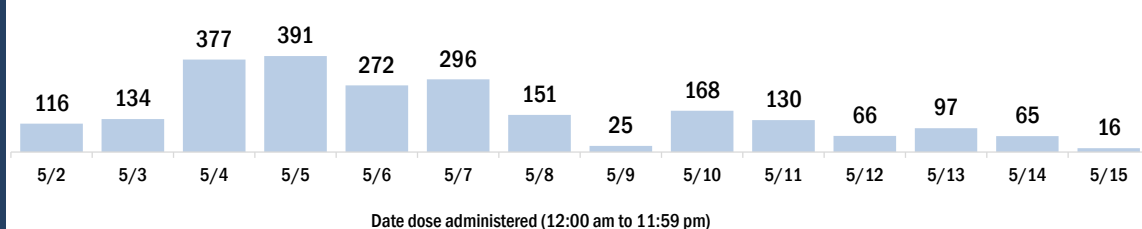


Persons vaccinated for COVID-19 for the past 2 weeks

Number of persons who received their first dose of a two-dose series of the COVID-19 vaccine



Number of persons who completed the COVID-19 vaccine series



COVID-19: Okaloosa County vaccine summary

Vaccination data through May 15, 2021 as of May 16, 2021 at 12:05 AM

Data in this report are provisional and subject to change.

Data in this summary pertain to COVID-19 vaccines approved by the U.S. Food and Drug Administration and have been issued an Emergency Use Authorization (Janssen COVID-19 Vaccine, Moderna COVID-19 Vaccine and Pfizer-BioNTech COVID-19 Vaccine). These data summarize the number of people who have received either their first dose or have completed the series for a COVID-19 vaccine. **A person can only be counted in one category, first dose or series complete.** For persons receiving Moderna or Pfizer vaccines, once they receive their second dose, they are moved from the first dose column to the series completed column. **Because of this, the total first dose category may show a change from report to report not matching the total receiving their first dose from the previous day.** Persons receiving Johnson & Johnson vaccines will always be counted in the series completed column.

COVID-19 doses for vaccinated persons in Florida

Doses administered 113,728

People receiving one dose of a 1-dose series (Johnson & Johnson) or receiving only one dose of a 2-dose series (Moderna, Pfizer) count once. Persons receiving both doses of a 2-dose series count twice.

Current status of persons vaccinated for COVID-19 in Florida

Total people vaccinated 64,867

First dose 11,217

Series completed 53,650

Completed 1-dose series 4,789

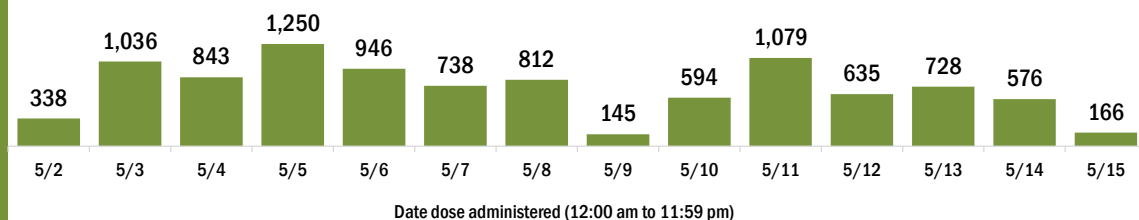
Completed 2-dose series 48,861

First dose: current number of people who have only received their first dose of the Moderna or Pfizer vaccine.

Series complete: current number of people who have received both Moderna or Pfizer vaccine doses or one Johnson & Johnson dose and are considered fully immunized.

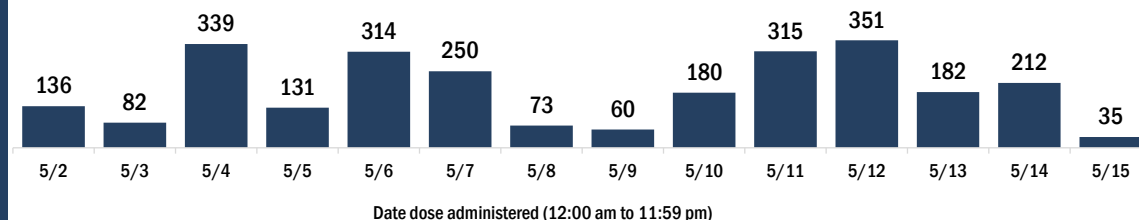
Demographic summary	First dose	Series complete	Total people vaccinated
Age group	11,217	53,650	64,867
16-24 years	1,233	2,123	3,356
25-34 years	1,675	3,653	5,328
35-44 years	1,660	5,003	6,663
45-54 years	1,612	6,364	7,976
55-64 years	2,129	12,186	14,315
65-74 years	1,607	14,002	15,609
75-84 years	949	7,562	8,511
85+ years	352	2,757	3,109
Race	11,217	53,650	64,867
White	6,226	36,954	43,180
Black	676	2,990	3,666
American Indian/Alaskan	71	239	310
Other	1,222	5,054	6,276
Unknown	3,022	8,413	11,435
Other race includes Asian, native Hawaiian/Pacific Islander, or other.			
Ethnicity	11,217	53,650	64,867
Hispanic	785	2,278	3,063
Non-Hispanic	5,348	33,656	39,004
Unknown	5,084	17,716	22,800
Gender	11,217	53,650	64,867
Female	6,086	30,145	36,231
Male	5,006	23,476	28,482
Unknown	125	29	154

COVID-19 doses administered for the past 2 weeks

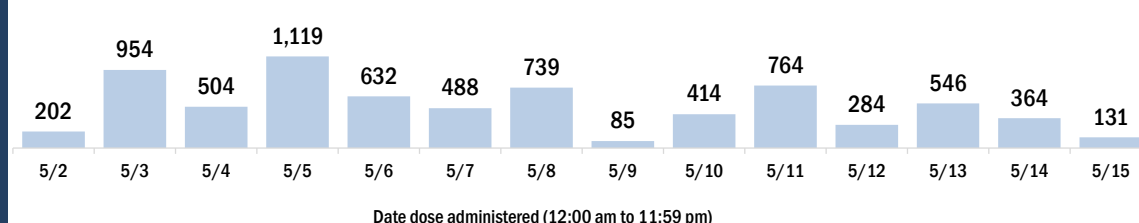


Persons vaccinated for COVID-19 for the past 2 weeks

Number of persons who received their first dose of a two-dose series of the COVID-19 vaccine



Number of persons who completed the COVID-19 vaccine series



COVID-19: Okeechobee County vaccine summary

Vaccination data through May 15, 2021 as of May 16, 2021 at 12:05 AM

Data in this report are provisional and subject to change.

Data in this summary pertain to COVID-19 vaccines approved by the U.S. Food and Drug Administration and have been issued an Emergency Use Authorization (Janssen COVID-19 Vaccine, Moderna COVID-19 Vaccine and Pfizer-BioNTech COVID-19 Vaccine). These data summarize the number of people who have received either their first dose or have completed the series for a COVID-19 vaccine. **A person can only be counted in one category, first dose or series complete.** For persons receiving Moderna or Pfizer vaccines, once they receive their second dose, they are moved from the first dose column to the series completed column. **Because of this, the total first dose category may show a change from report to report not matching the total receiving their first dose from the previous day.** Persons receiving Johnson & Johnson vaccines will always be counted in the series completed column.

COVID-19 doses for vaccinated persons in Florida

Doses administered 22,454

People receiving one dose of a 1-dose series (Johnson & Johnson) or receiving only one dose of a 2-dose series (Moderna, Pfizer) count once. Persons receiving both doses of a 2-dose series count twice.

Current status of persons vaccinated for COVID-19 in Florida

Total people vaccinated 12,771

First dose 2,281

Series completed 10,490

Completed 1-dose series 807

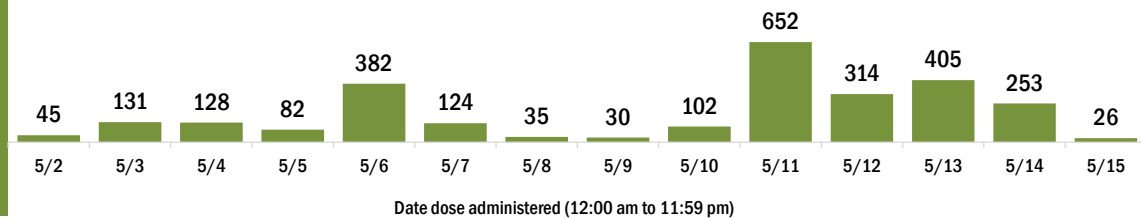
Completed 2-dose series 9,683

First dose: current number of people who have only received their first dose of the Moderna or Pfizer vaccine.

Series complete: current number of people who have received both Moderna or Pfizer vaccine doses or one Johnson & Johnson dose and are considered fully immunized.

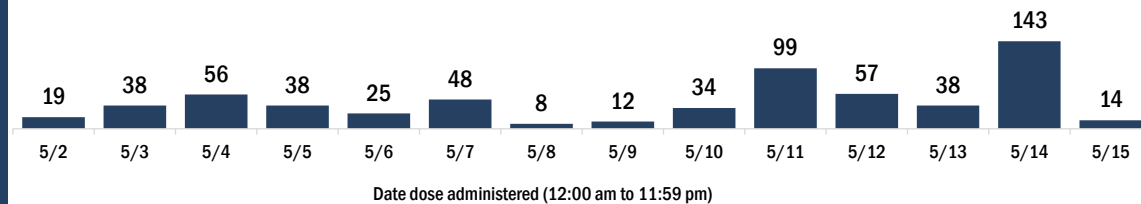
Demographic summary	First dose	Series complete	Total people vaccinated
Age group	2,281	10,490	12,771
16-24 years	205	268	473
25-34 years	266	523	789
35-44 years	293	766	1,059
45-54 years	367	1,145	1,512
55-64 years	543	1,971	2,514
65-74 years	345	3,202	3,547
75-84 years	213	2,044	2,257
85+ years	49	571	620
Race	2,281	10,490	12,771
White	1,483	7,895	9,378
Black	96	299	395
American Indian/Alaskan	7	46	53
Other	255	874	1,129
Unknown	440	1,376	1,816
Other race includes Asian, native Hawaiian/Pacific Islander, or other.			
Ethnicity	2,281	10,490	12,771
Hispanic	520	1,280	1,800
Non-Hispanic	1,000	6,692	7,692
Unknown	761	2,518	3,279
Gender	2,281	10,490	12,771
Female	1,044	5,380	6,424
Male	1,230	5,110	6,340
Unknown	7	0	7

COVID-19 doses administered for the past 2 weeks

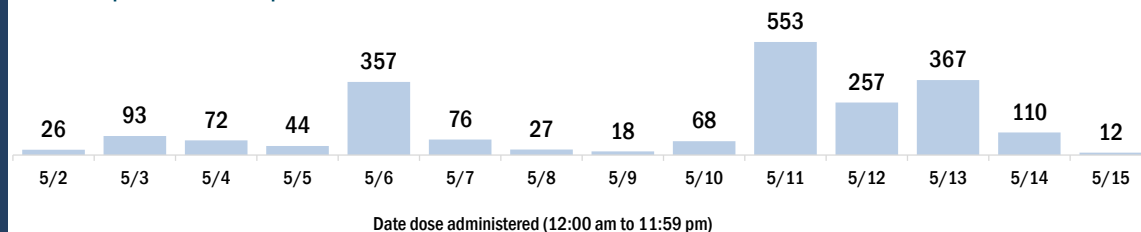


Persons vaccinated for COVID-19 for the past 2 weeks

Number of persons who received their first dose of a two-dose series of the COVID-19 vaccine



Number of persons who completed the COVID-19 vaccine series



COVID-19: Orange County vaccine summary

Vaccination data through May 15, 2021 as of May 16, 2021 at 12:05 AM

Data in this report are provisional and subject to change.

Data in this summary pertain to COVID-19 vaccines approved by the U.S. Food and Drug Administration and have been issued an Emergency Use Authorization (Janssen COVID-19 Vaccine, Moderna COVID-19 Vaccine and Pfizer-BioNTech COVID-19 Vaccine). These data summarize the number of people who have received either their first dose or have completed the series for a COVID-19 vaccine. **A person can only be counted in one category, first dose or series complete.** For persons receiving Moderna or Pfizer vaccines, once they receive their second dose, they are moved from the first dose column to the series completed column. **Because of this, the total first dose category may show a change from report to report not matching the total receiving their first dose from the previous day.** Persons receiving Johnson & Johnson vaccines will always be counted in the series completed column.

COVID-19 doses for vaccinated persons in Florida

Doses administered 1,003,698

People receiving one dose of a 1-dose series (Johnson & Johnson) or receiving only one dose of a 2-dose series (Moderna, Pfizer) count once. Persons receiving both doses of a 2-dose series count twice.

Current status of persons vaccinated for COVID-19 in Florida

Total people vaccinated 594,603

First dose 120,796

Series completed 473,807

Completed 1-dose series 64,712

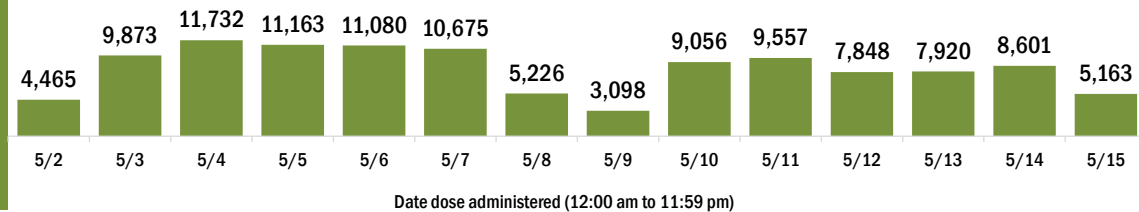
Completed 2-dose series 409,095

First dose: current number of people who have only received their first dose of the Moderna or Pfizer vaccine.

Series complete: current number of people who have received both Moderna or Pfizer vaccine doses or one Johnson & Johnson dose and are considered fully immunized.

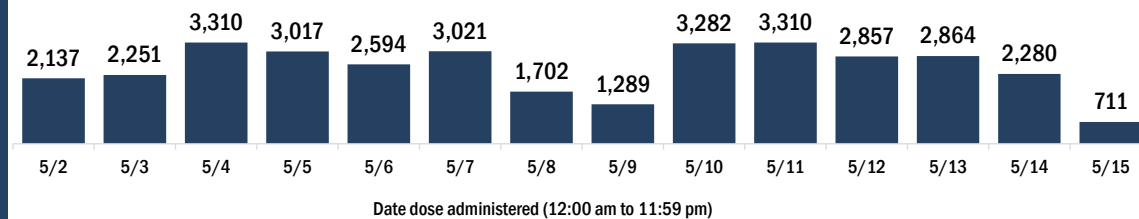
Demographic summary	First dose	Series complete	Total people vaccinated
Age group	120,796	473,807	594,603
16-24 years	19,818	40,767	60,585
25-34 years	23,393	61,128	84,521
35-44 years	22,894	75,509	98,403
45-54 years	20,505	83,510	104,015
55-64 years	16,774	89,687	106,461
65-74 years	9,417	76,286	85,703
75-84 years	4,769	34,626	39,395
85+ years	3,226	12,294	15,520
Race	120,796	473,807	594,603
White	58,956	284,932	343,888
Black	12,013	37,154	49,167
American Indian/Alaskan	565	1,487	2,052
Other	22,642	80,634	103,276
Unknown	26,620	69,600	96,220
Other race includes Asian, native Hawaiian/Pacific Islander, or other.			
Ethnicity	120,796	473,807	594,603
Hispanic	27,790	63,931	91,721
Non-Hispanic	40,622	237,196	277,818
Unknown	52,384	172,680	225,064
Gender	120,796	473,807	594,603
Female	62,018	258,121	320,139
Male	57,085	214,600	271,685
Unknown	1,693	1,086	2,779

COVID-19 doses administered for the past 2 weeks

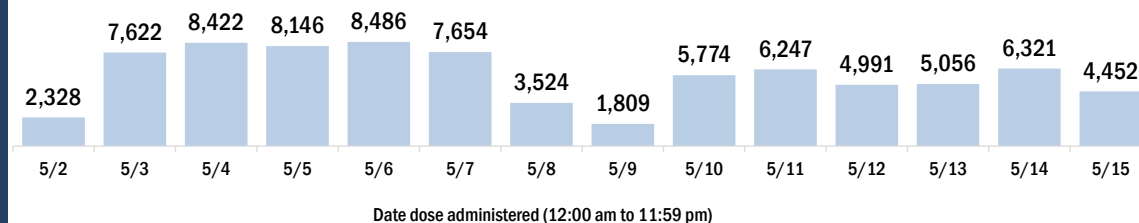


Persons vaccinated for COVID-19 for the past 2 weeks

Number of persons who received their first dose of a two-dose series of the COVID-19 vaccine



Number of persons who completed the COVID-19 vaccine series



COVID-19: Osceola County vaccine summary

Vaccination data through May 15, 2021 as of May 16, 2021 at 12:05 AM

Data in this report are provisional and subject to change.

Data in this summary pertain to COVID-19 vaccines approved by the U.S. Food and Drug Administration and have been issued an Emergency Use Authorization (Janssen COVID-19 Vaccine, Moderna COVID-19 Vaccine and Pfizer-BioNTech COVID-19 Vaccine). These data summarize the number of people who have received either their first dose or have completed the series for a COVID-19 vaccine. **A person can only be counted in one category, first dose or series complete.** For persons receiving Moderna or Pfizer vaccines, once they receive their second dose, they are moved from the first dose column to the series completed column. **Because of this, the total first dose category may show a change from report to report not matching the total receiving their first dose from the previous day.** Persons receiving Johnson & Johnson vaccines will always be counted in the series completed column.

COVID-19 doses for vaccinated persons in Florida

Doses administered 256,045

People receiving one dose of a 1-dose series (Johnson & Johnson) or receiving only one dose of a 2-dose series (Moderna, Pfizer) count once. Persons receiving both doses of a 2-dose series count twice.

Current status of persons vaccinated for COVID-19 in Florida

Total people vaccinated 152,283

First dose 34,739

Series completed 117,544

Completed 1-dose series 13,782

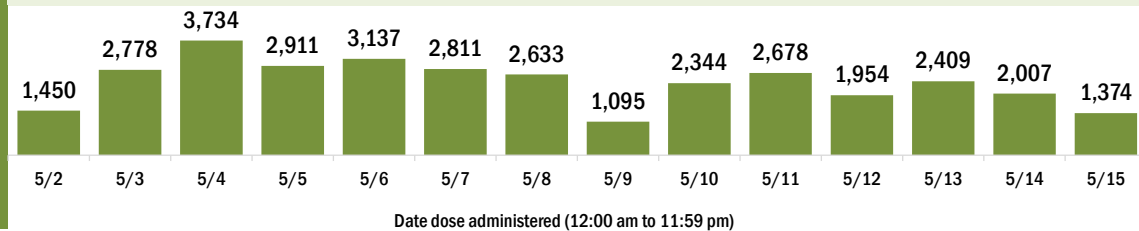
Completed 2-dose series 103,762

First dose: current number of people who have only received their first dose of the Moderna or Pfizer vaccine.

Series complete: current number of people who have received both Moderna or Pfizer vaccine doses or one Johnson & Johnson dose and are considered fully immunized.

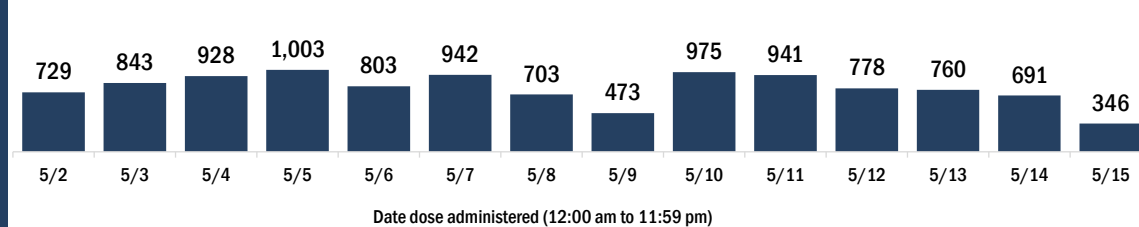
Demographic summary	First dose	Series complete	Total people vaccinated
Age group	34,739	117,544	152,283
16-24 years	5,710	8,173	13,883
25-34 years	5,719	12,029	17,748
35-44 years	6,554	16,327	22,881
45-54 years	6,389	20,536	26,925
55-64 years	5,176	23,556	28,732
65-74 years	3,113	23,019	26,132
75-84 years	1,584	10,801	12,385
85+ years	494	3,103	3,597
Race	34,739	117,544	152,283
White	17,718	70,629	88,347
Black	2,014	6,300	8,314
American Indian/Alaskan	178	524	702
Other	6,926	21,037	27,963
Unknown	7,903	19,054	26,957
Other race includes Asian, native Hawaiian/Pacific Islander, or other.			
Ethnicity	34,739	117,544	152,283
Hispanic	13,581	36,662	50,243
Non-Hispanic	7,529	42,188	49,717
Unknown	13,629	38,694	52,323
Gender	34,739	117,544	152,283
Female	18,556	65,324	83,880
Male	16,119	52,131	68,250
Unknown	64	89	153

COVID-19 doses administered for the past 2 weeks

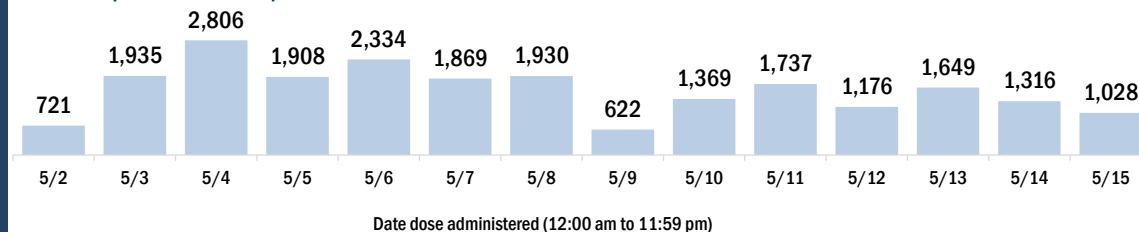


Persons vaccinated for COVID-19 for the past 2 weeks

Number of persons who received their first dose of a two-dose series of the COVID-19 vaccine



Number of persons who completed the COVID-19 vaccine series



COVID-19: Palm Beach County vaccine summary

Vaccination data through May 15, 2021 as of May 16, 2021 at 12:05 AM

Data in this report are provisional and subject to change.

Data in this summary pertain to COVID-19 vaccines approved by the U.S. Food and Drug Administration and have been issued an Emergency Use Authorization (Janssen COVID-19 Vaccine, Moderna COVID-19 Vaccine and Pfizer-BioNTech COVID-19 Vaccine). These data summarize the number of people who have received either their first dose or have completed the series for a COVID-19 vaccine. **A person can only be counted in one category, first dose or series complete.** For persons receiving Moderna or Pfizer vaccines, once they receive their second dose, they are moved from the first dose column to the series completed column. **Because of this, the total first dose category may show a change from report to report not matching the total receiving their first dose from the previous day.** Persons receiving Johnson & Johnson vaccines will always be counted in the series completed column.

COVID-19 doses for vaccinated persons in Florida

Doses administered 1,208,425

People receiving one dose of a 1-dose series (Johnson & Johnson) or receiving only one dose of a 2-dose series (Moderna, Pfizer) count once. Persons receiving both doses of a 2-dose series count twice.

Current status of persons vaccinated for COVID-19 in Florida

Total people vaccinated 699,727

First dose 143,205

Series completed 556,522

Completed 1-dose series 47,824

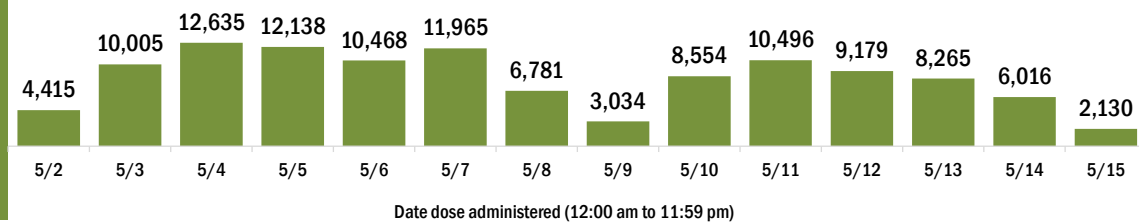
Completed 2-dose series 508,698

First dose: current number of people who have only received their first dose of the Moderna or Pfizer vaccine.

Series complete: current number of people who have received both Moderna or Pfizer vaccine doses or one Johnson & Johnson dose and are considered fully immunized.

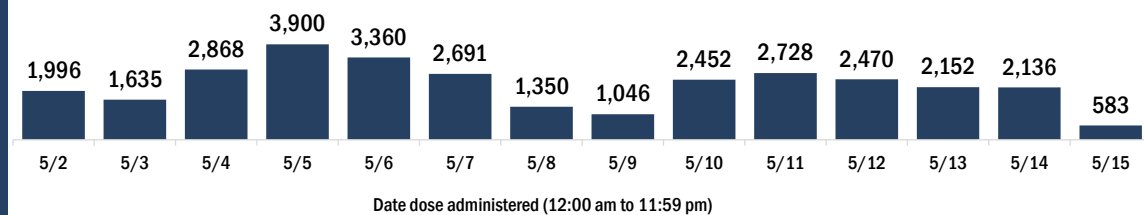
Demographic summary	First dose	Series complete	Total people vaccinated
Age group	143,205	556,522	699,727
16-24 years	14,495	25,138	39,633
25-34 years	16,961	37,163	54,124
35-44 years	19,622	52,424	72,046
45-54 years	22,510	74,750	97,260
55-64 years	24,910	108,293	133,203
65-74 years	22,546	133,556	156,102
75-84 years	15,047	89,067	104,114
85+ years	7,114	36,131	43,245
Race	143,205	556,522	699,727
White	81,015	353,375	434,390
Black	13,358	32,322	45,680
American Indian/Alaskan	710	1,651	2,361
Other	16,220	53,713	69,933
Unknown	31,902	115,461	147,363
Other race includes Asian, native Hawaiian/Pacific Islander, or other.			
Ethnicity	143,205	556,522	699,727
Hispanic	26,372	61,908	88,280
Non-Hispanic	60,743	285,013	345,756
Unknown	56,090	209,601	265,691
Gender	143,205	556,522	699,727
Female	75,685	310,363	386,048
Male	67,014	245,771	312,785
Unknown	506	388	894

COVID-19 doses administered for the past 2 weeks

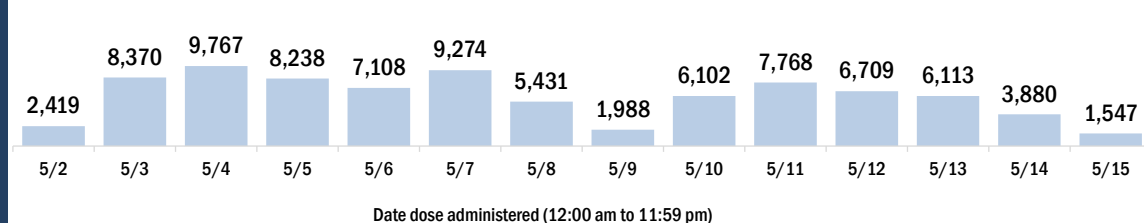


Persons vaccinated for COVID-19 for the past 2 weeks

Number of persons who received their first dose of a two-dose series of the COVID-19 vaccine



Number of persons who completed the COVID-19 vaccine series



COVID-19: Pasco County vaccine summary

Vaccination data through May 15, 2021 as of May 16, 2021 at 12:05 AM

Data in this report are provisional and subject to change.

Data in this summary pertain to COVID-19 vaccines approved by the U.S. Food and Drug Administration and have been issued an Emergency Use Authorization (Janssen COVID-19 Vaccine, Moderna COVID-19 Vaccine and Pfizer-BioNTech COVID-19 Vaccine). These data summarize the number of people who have received either their first dose or have completed the series for a COVID-19 vaccine. **A person can only be counted in one category, first dose or series complete.** For persons receiving Moderna or Pfizer vaccines, once they receive their second dose, they are moved from the first dose column to the series completed column. **Because of this, the total first dose category may show a change from report to report not matching the total receiving their first dose from the previous day.** Persons receiving Johnson & Johnson vaccines will always be counted in the series completed column.

COVID-19 doses for vaccinated persons in Florida

Doses administered 373,659

People receiving one dose of a 1-dose series (Johnson & Johnson) or receiving only one dose of a 2-dose series (Moderna, Pfizer) count once. Persons receiving both doses of a 2-dose series count twice.

Current status of persons vaccinated for COVID-19 in Florida

Total people vaccinated 215,716

First dose 43,054

Series completed 172,662

Completed 1-dose series 14,719

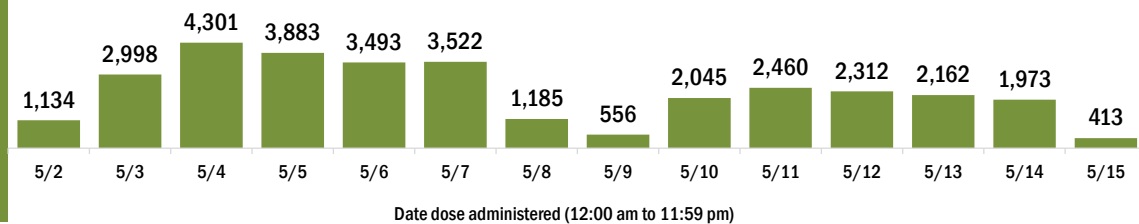
Completed 2-dose series 157,943

First dose: current number of people who have only received their first dose of the Moderna or Pfizer vaccine.

Series complete: current number of people who have received both Moderna or Pfizer vaccine doses or one Johnson & Johnson dose and are considered fully immunized.

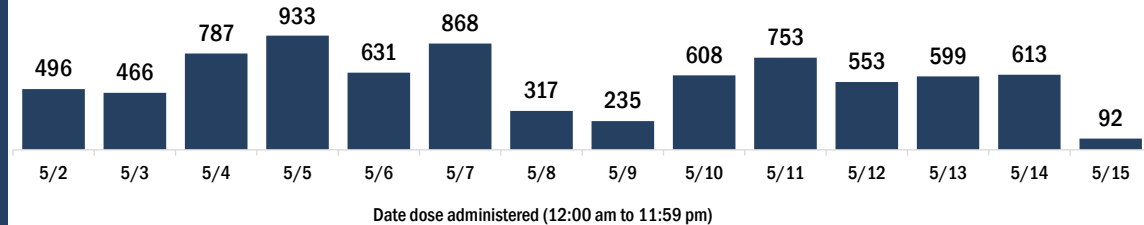
Demographic summary	First dose	Series complete	Total people vaccinated
Age group	43,054	172,662	215,716
16-24 years	4,394	7,810	12,204
25-34 years	4,379	10,230	14,609
35-44 years	5,571	16,924	22,495
45-54 years	6,566	23,715	30,281
55-64 years	7,511	34,297	41,808
65-74 years	7,820	44,869	52,689
75-84 years	5,102	26,829	31,931
85+ years	1,711	7,988	9,699
Race	43,054	172,662	215,716
White	29,325	128,726	158,051
Black	1,870	5,135	7,005
American Indian/Alaskan	248	646	894
Other	4,904	16,563	21,467
Unknown	6,707	21,592	28,299
Other race includes Asian, native Hawaiian/Pacific Islander, or other.			
Ethnicity	43,054	172,662	215,716
Hispanic	4,385	11,279	15,664
Non-Hispanic	21,959	103,116	125,075
Unknown	16,710	58,267	74,977
Gender	43,054	172,662	215,716
Female	23,076	98,217	121,293
Male	19,937	74,327	94,264
Unknown	41	118	159

COVID-19 doses administered for the past 2 weeks

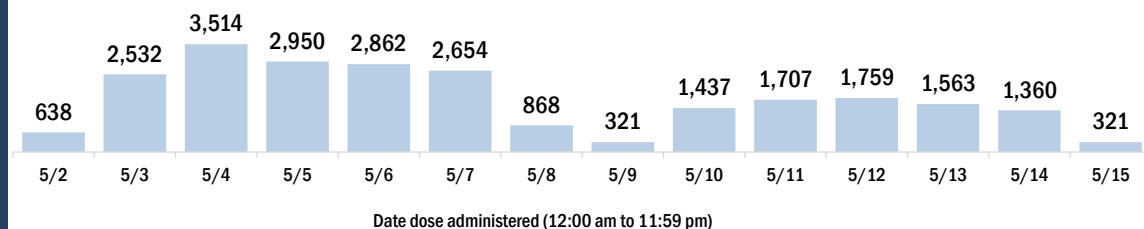


Persons vaccinated for COVID-19 for the past 2 weeks

Number of persons who received their first dose of a two-dose series of the COVID-19 vaccine



Number of persons who completed the COVID-19 vaccine series



COVID-19: Pinellas County vaccine summary

Vaccination data through May 15, 2021 as of May 16, 2021 at 12:05 AM

Data in this report are provisional and subject to change.

Data in this summary pertain to COVID-19 vaccines approved by the U.S. Food and Drug Administration and have been issued an Emergency Use Authorization (Janssen COVID-19 Vaccine, Moderna COVID-19 Vaccine and Pfizer-BioNTech COVID-19 Vaccine). These data summarize the number of people who have received either their first dose or have completed the series for a COVID-19 vaccine. **A person can only be counted in one category, first dose or series complete.** For persons receiving Moderna or Pfizer vaccines, once they receive their second dose, they are moved from the first dose column to the series completed column. **Because of this, the total first dose category may show a change from report to report not matching the total receiving their first dose from the previous day.** Persons receiving Johnson & Johnson vaccines will always be counted in the series completed column.

COVID-19 doses for vaccinated persons in Florida

Doses administered 801,291

People receiving one dose of a 1-dose series (Johnson & Johnson) or receiving only one dose of a 2-dose series (Moderna, Pfizer) count once. Persons receiving both doses of a 2-dose series count twice.

Current status of persons vaccinated for COVID-19 in Florida

Total people vaccinated 451,114

First dose 76,038

Series completed 375,076

Completed 1-dose series 24,899

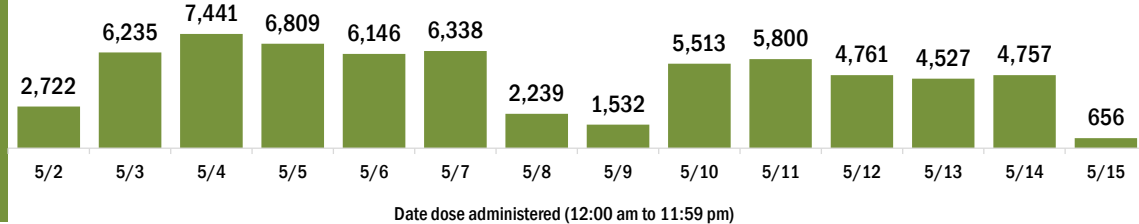
Completed 2-dose series 350,177

First dose: current number of people who have only received their first dose of the Moderna or Pfizer vaccine.

Series complete: current number of people who have received both Moderna or Pfizer vaccine doses or one Johnson & Johnson dose and are considered fully immunized.

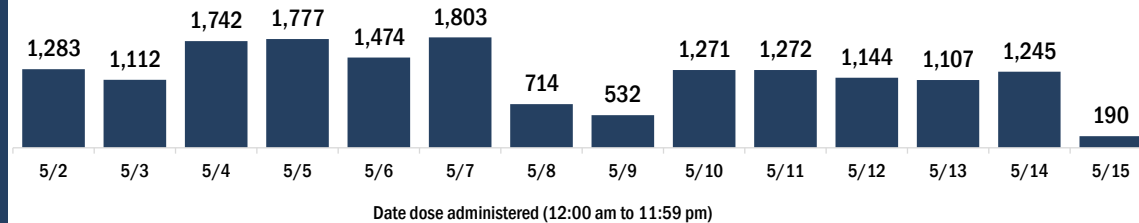
Demographic summary	First dose	Series complete	Total people vaccinated
Age group	76,038	375,076	451,114
16-24 years	7,644	15,254	22,898
25-34 years	9,582	27,782	37,364
35-44 years	9,951	34,299	44,250
45-54 years	11,013	48,297	59,310
55-64 years	14,069	84,048	98,117
65-74 years	12,889	95,952	108,841
75-84 years	7,530	50,432	57,962
85+ years	3,360	19,012	22,372
Race	76,038	375,076	451,114
White	47,856	278,544	326,400
Black	5,245	16,154	21,399
American Indian/Alaskan	351	886	1,237
Other	7,998	30,990	38,988
Unknown	14,588	48,502	63,090
Other race includes Asian, native Hawaiian/Pacific Islander, or other.			
Ethnicity	76,038	375,076	451,114
Hispanic	4,914	13,587	18,501
Non-Hispanic	39,016	234,090	273,106
Unknown	32,108	127,399	159,507
Gender	76,038	375,076	451,114
Female	40,726	211,076	251,802
Male	35,136	163,402	198,538
Unknown	176	598	774

COVID-19 doses administered for the past 2 weeks

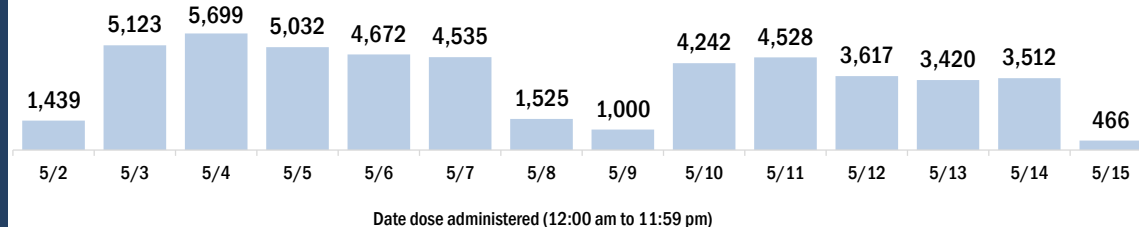


Persons vaccinated for COVID-19 for the past 2 weeks

Number of persons who received their first dose of a two-dose series of the COVID-19 vaccine



Number of persons who completed the COVID-19 vaccine series



COVID-19: Polk County vaccine summary

Vaccination data through May 15, 2021 as of May 16, 2021 at 12:05 AM

Data in this report are provisional and subject to change.

Data in this summary pertain to COVID-19 vaccines approved by the U.S. Food and Drug Administration and have been issued an Emergency Use Authorization (Janssen COVID-19 Vaccine, Moderna COVID-19 Vaccine and Pfizer-BioNTech COVID-19 Vaccine). These data summarize the number of people who have received either their first dose or have completed the series for a COVID-19 vaccine. **A person can only be counted in one category, first dose or series complete.** For persons receiving Moderna or Pfizer vaccines, once they receive their second dose, they are moved from the first dose column to the series completed column. **Because of this, the total first dose category may show a change from report to report not matching the total receiving their first dose from the previous day.** Persons receiving Johnson & Johnson vaccines will always be counted in the series completed column.

COVID-19 doses for vaccinated persons in Florida

Doses administered 443,267

People receiving one dose of a 1-dose series (Johnson & Johnson) or receiving only one dose of a 2-dose series (Moderna, Pfizer) count once. Persons receiving both doses of a 2-dose series count twice.

Current status of persons vaccinated for COVID-19 in Florida

Total people vaccinated 260,369

First dose 62,913

Series completed 197,456

Completed 1-dose series 14,558

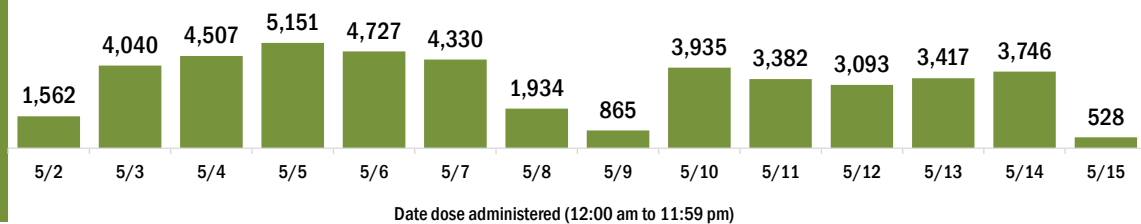
Completed 2-dose series 182,898

First dose: current number of people who have only received their first dose of the Moderna or Pfizer vaccine.

Series complete: current number of people who have received both Moderna or Pfizer vaccine doses or one Johnson & Johnson dose and are considered fully immunized.

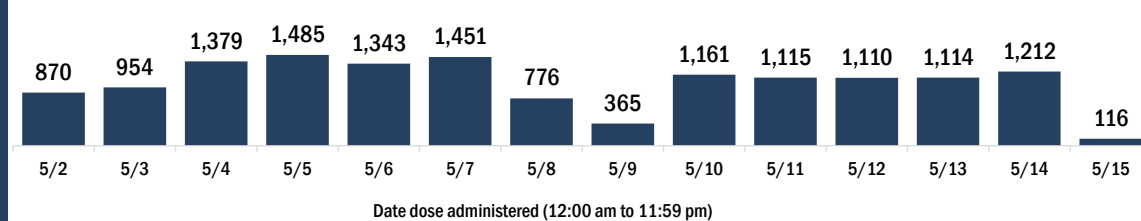
Demographic summary	First dose	Series complete	Total people vaccinated
Age group	62,913	197,456	260,369
16-24 years	6,367	8,444	14,811
25-34 years	7,779	13,866	21,645
35-44 years	8,866	17,912	26,778
45-54 years	9,679	24,956	34,635
55-64 years	10,856	38,494	49,350
65-74 years	10,550	53,161	63,711
75-84 years	6,551	31,502	38,053
85+ years	2,265	9,121	11,386
Race	62,913	197,456	260,369
White	36,691	136,729	173,420
Black	5,787	13,757	19,544
American Indian/Alaskan	468	910	1,378
Other	7,866	18,356	26,222
Unknown	12,101	27,704	39,805
Other race includes Asian, native Hawaiian/Pacific Islander, or other.			
Ethnicity	62,913	197,456	260,369
Hispanic	12,846	24,385	37,231
Non-Hispanic	25,978	109,511	135,489
Unknown	24,089	63,560	87,649
Gender	62,913	197,456	260,369
Female	32,815	110,541	143,356
Male	29,980	86,810	116,790
Unknown	118	105	223

COVID-19 doses administered for the past 2 weeks

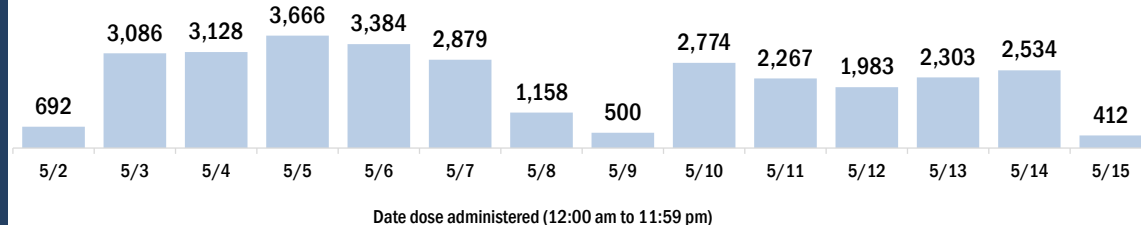


Persons vaccinated for COVID-19 for the past 2 weeks

Number of persons who received their first dose of a two-dose series of the COVID-19 vaccine



Number of persons who completed the COVID-19 vaccine series



COVID-19: Putnam County vaccine summary

Vaccination data through May 15, 2021 as of May 16, 2021 at 12:05 AM

Data in this report are provisional and subject to change.

Data in this summary pertain to COVID-19 vaccines approved by the U.S. Food and Drug Administration and have been issued an Emergency Use Authorization (Janssen COVID-19 Vaccine, Moderna COVID-19 Vaccine and Pfizer-BioNTech COVID-19 Vaccine). These data summarize the number of people who have received either their first dose or have completed the series for a COVID-19 vaccine. **A person can only be counted in one category, first dose or series complete.** For persons receiving Moderna or Pfizer vaccines, once they receive their second dose, they are moved from the first dose column to the series completed column. **Because of this, the total first dose category may show a change from report to report not matching the total receiving their first dose from the previous day.** Persons receiving Johnson & Johnson vaccines will always be counted in the series completed column.

COVID-19 doses for vaccinated persons in Florida

Doses administered 33,229

People receiving one dose of a 1-dose series (Johnson & Johnson) or receiving only one dose of a 2-dose series (Moderna, Pfizer) count once. Persons receiving both doses of a 2-dose series count twice.

Current status of persons vaccinated for COVID-19 in Florida

Total people vaccinated 19,528

First dose 4,794

Series completed 14,734

Completed 1-dose series 1,033

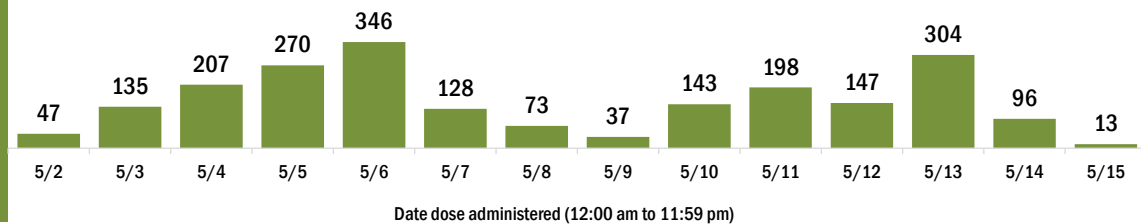
Completed 2-dose series 13,701

First dose: current number of people who have only received their first dose of the Moderna or Pfizer vaccine.

Series complete: current number of people who have received both Moderna or Pfizer vaccine doses or one Johnson & Johnson dose and are considered fully immunized.

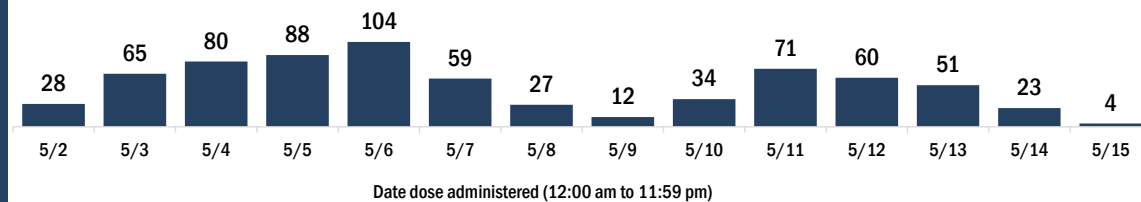
Demographic summary	First dose	Series complete	Total people vaccinated
Age group	4,794	14,734	19,528
16-24 years	272	313	585
25-34 years	308	588	896
35-44 years	366	840	1,206
45-54 years	547	1,448	1,995
55-64 years	1,050	3,294	4,344
65-74 years	1,273	4,834	6,107
75-84 years	735	2,608	3,343
85+ years	243	809	1,052
Race	4,794	14,734	19,528
White	3,459	11,483	14,942
Black	488	1,605	2,093
American Indian/Alaskan	44	112	156
Other	442	840	1,282
Unknown	361	694	1,055
Other race includes Asian, native Hawaiian/Pacific Islander, or other.			
Ethnicity	4,794	14,734	19,528
Hispanic	327	678	1,005
Non-Hispanic	3,533	11,647	15,180
Unknown	934	2,409	3,343
Gender	4,794	14,734	19,528
Female	2,573	8,287	10,860
Male	2,202	6,440	8,642
Unknown	19	7	26

COVID-19 doses administered for the past 2 weeks

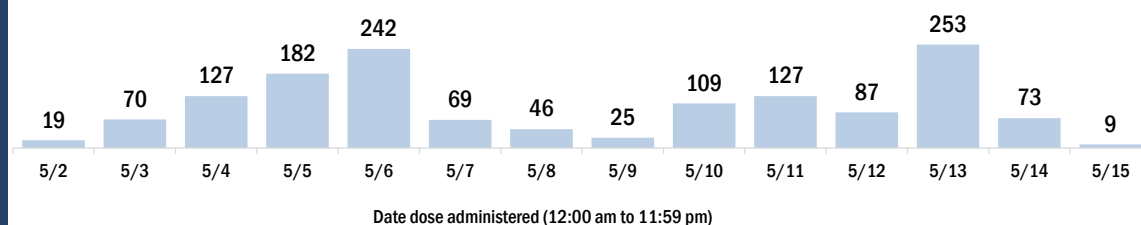


Persons vaccinated for COVID-19 for the past 2 weeks

Number of persons who received their first dose of a two-dose series of the COVID-19 vaccine



Number of persons who completed the COVID-19 vaccine series



COVID-19: Santa Rosa County vaccine summary

Vaccination data through May 15, 2021 as of May 16, 2021 at 12:05 AM

Data in this report are provisional and subject to change.

Data in this summary pertain to COVID-19 vaccines approved by the U.S. Food and Drug Administration and have been issued an Emergency Use Authorization (Janssen COVID-19 Vaccine, Moderna COVID-19 Vaccine and Pfizer-BioNTech COVID-19 Vaccine). These data summarize the number of people who have received either their first dose or have completed the series for a COVID-19 vaccine. **A person can only be counted in one category, first dose or series complete.** For persons receiving Moderna or Pfizer vaccines, once they receive their second dose, they are moved from the first dose column to the series completed column. **Because of this, the total first dose category may show a change from report to report not matching the total receiving their first dose from the previous day.** Persons receiving Johnson & Johnson vaccines will always be counted in the series completed column.

COVID-19 doses for vaccinated persons in Florida

Doses administered 106,506

People receiving one dose of a 1-dose series (Johnson & Johnson) or receiving only one dose of a 2-dose series (Moderna, Pfizer) count once. Persons receiving both doses of a 2-dose series count twice.

Current status of persons vaccinated for COVID-19 in Florida

Total people vaccinated 60,670

First dose 11,753

Series completed 48,917

Completed 1-dose series 3,081

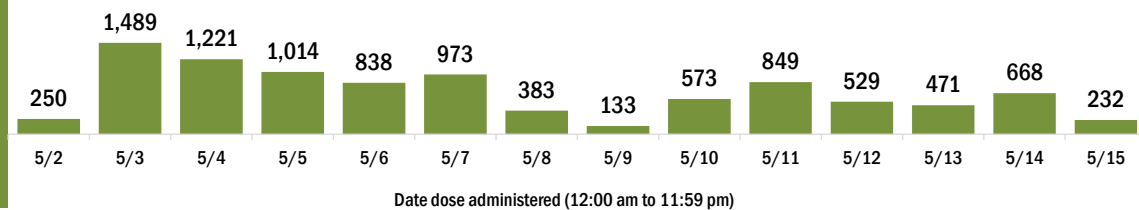
Completed 2-dose series 45,836

First dose: current number of people who have only received their first dose of the Moderna or Pfizer vaccine.

Series complete: current number of people who have received both Moderna or Pfizer vaccine doses or one Johnson & Johnson dose and are considered fully immunized.

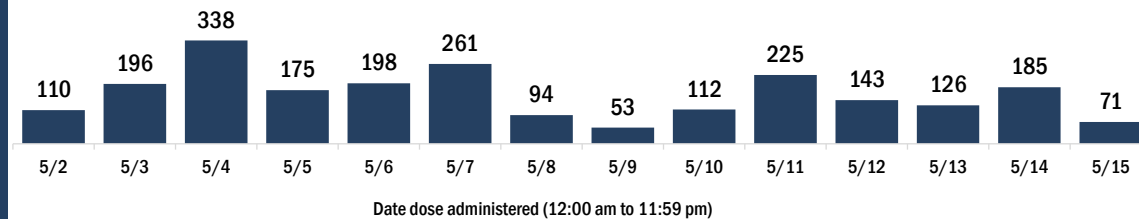
Demographic summary	First dose	Series complete	Total people vaccinated
Age group	11,753	48,917	60,670
16-24 years	1,243	2,172	3,415
25-34 years	1,338	3,169	4,507
35-44 years	1,749	4,664	6,413
45-54 years	1,856	6,642	8,498
55-64 years	2,334	10,969	13,303
65-74 years	1,970	13,127	15,097
75-84 years	964	6,346	7,310
85+ years	299	1,828	2,127
Race	11,753	48,917	60,670
White	7,420	35,826	43,246
Black	706	1,749	2,455
American Indian/Alaskan	69	285	354
Other	903	3,419	4,322
Unknown	2,655	7,638	10,293
Other race includes Asian, native Hawaiian/Pacific Islander, or other.			
Ethnicity	11,753	48,917	60,670
Hispanic	586	1,581	2,167
Non-Hispanic	6,627	32,816	39,443
Unknown	4,540	14,520	19,060
Gender	11,753	48,917	60,670
Female	6,052	27,204	33,256
Male	5,690	21,695	27,385
Unknown	11	18	29

COVID-19 doses administered for the past 2 weeks

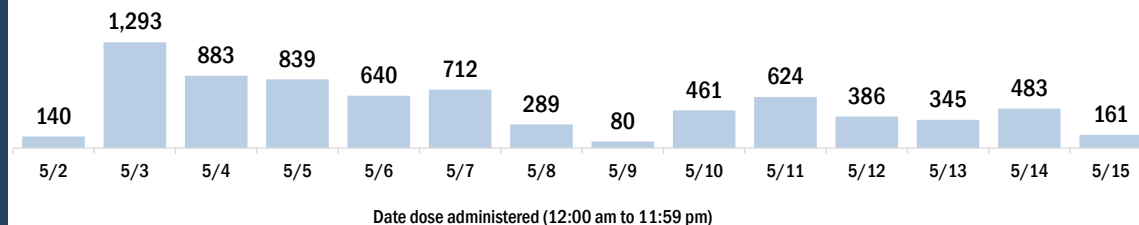


Persons vaccinated for COVID-19 for the past 2 weeks

Number of persons who received their first dose of a two-dose series of the COVID-19 vaccine



Number of persons who completed the COVID-19 vaccine series



COVID-19: Sarasota County vaccine summary

Vaccination data through May 15, 2021 as of May 16, 2021 at 12:05 AM

Data in this report are provisional and subject to change.

Data in this summary pertain to COVID-19 vaccines approved by the U.S. Food and Drug Administration and have been issued an Emergency Use Authorization (Janssen COVID-19 Vaccine, Moderna COVID-19 Vaccine and Pfizer-BioNTech COVID-19 Vaccine). These data summarize the number of people who have received either their first dose or have completed the series for a COVID-19 vaccine. **A person can only be counted in one category, first dose or series complete.** For persons receiving Moderna or Pfizer vaccines, once they receive their second dose, they are moved from the first dose column to the series completed column. **Because of this, the total first dose category may show a change from report to report not matching the total receiving their first dose from the previous day.** Persons receiving Johnson & Johnson vaccines will always be counted in the series completed column.

COVID-19 doses for vaccinated persons in Florida

Doses administered 435,217

People receiving one dose of a 1-dose series (Johnson & Johnson) or receiving only one dose of a 2-dose series (Moderna, Pfizer) count once. Persons receiving both doses of a 2-dose series count twice.

Current status of persons vaccinated for COVID-19 in Florida

Total people vaccinated 248,126

First dose 50,023

Series completed 198,103

Completed 1-dose series 11,012

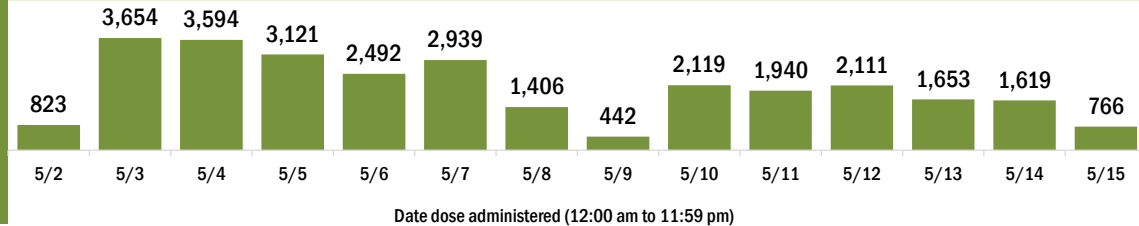
Completed 2-dose series 187,091

First dose: current number of people who have only received their first dose of the Moderna or Pfizer vaccine.

Series complete: current number of people who have received both Moderna or Pfizer vaccine doses or one Johnson & Johnson dose and are considered fully immunized.

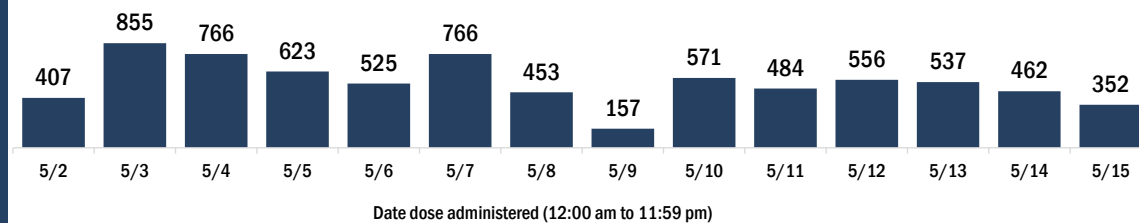
Demographic summary	First dose	Series complete	Total people vaccinated
Age group	50,023	198,103	248,126
16-24 years	3,817	5,515	9,332
25-34 years	3,526	7,263	10,789
35-44 years	4,279	10,406	14,685
45-54 years	5,731	17,199	22,930
55-64 years	8,541	36,164	44,705
65-74 years	12,362	65,217	77,579
75-84 years	8,374	41,707	50,081
85+ years	3,393	14,632	18,025
Race	50,023	198,103	248,126
White	37,199	156,412	193,611
Black	1,166	3,027	4,193
American Indian/Alaskan	180	686	866
Other	3,542	13,507	17,049
Unknown	7,936	24,471	32,407
Other race includes Asian, native Hawaiian/Pacific Islander, or other.			
Ethnicity	50,023	198,103	248,126
Hispanic	4,077	8,062	12,139
Non-Hispanic	29,255	131,870	161,125
Unknown	16,691	58,171	74,862
Gender	50,023	198,103	248,126
Female	26,398	110,692	137,090
Male	23,509	87,286	110,795
Unknown	116	125	241

COVID-19 doses administered for the past 2 weeks

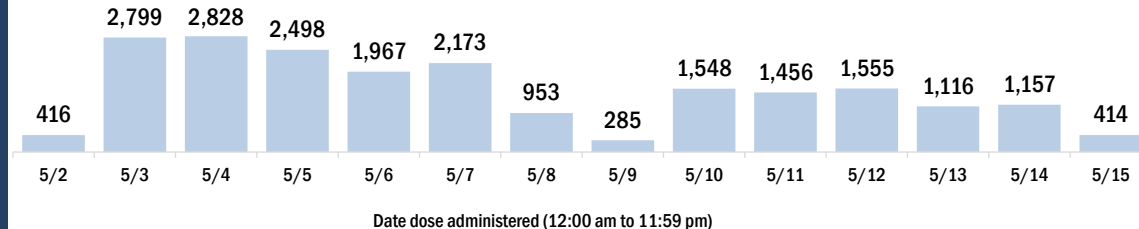


Persons vaccinated for COVID-19 for the past 2 weeks

Number of persons who received their first dose of a two-dose series of the COVID-19 vaccine



Number of persons who completed the COVID-19 vaccine series



COVID-19: Seminole County vaccine summary

Vaccination data through May 15, 2021 as of May 16, 2021 at 12:05 AM

Data in this report are provisional and subject to change.

Data in this summary pertain to COVID-19 vaccines approved by the U.S. Food and Drug Administration and have been issued an Emergency Use Authorization (Janssen COVID-19 Vaccine, Moderna COVID-19 Vaccine and Pfizer-BioNTech COVID-19 Vaccine). These data summarize the number of people who have received either their first dose or have completed the series for a COVID-19 vaccine. **A person can only be counted in one category, first dose or series complete.** For persons receiving Moderna or Pfizer vaccines, once they receive their second dose, they are moved from the first dose column to the series completed column. **Because of this, the total first dose category may show a change from report to report not matching the total receiving their first dose from the previous day.** Persons receiving Johnson & Johnson vaccines will always be counted in the series completed column.

COVID-19 doses for vaccinated persons in Florida

Doses administered 336,890

People receiving one dose of a 1-dose series (Johnson & Johnson) or receiving only one dose of a 2-dose series (Moderna, Pfizer) count once. Persons receiving both doses of a 2-dose series count twice.

Current status of persons vaccinated for COVID-19 in Florida

Total people vaccinated 191,014

First dose 32,906

Series completed 158,108

Completed 1-dose series 12,232

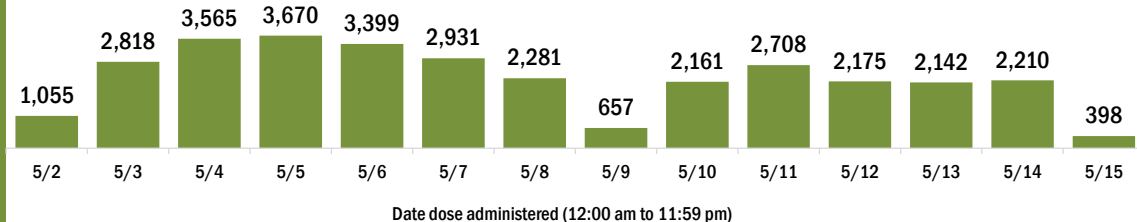
Completed 2-dose series 145,876

First dose: current number of people who have only received their first dose of the Moderna or Pfizer vaccine.

Series complete: current number of people who have received both Moderna or Pfizer vaccine doses or one Johnson & Johnson dose and are considered fully immunized.

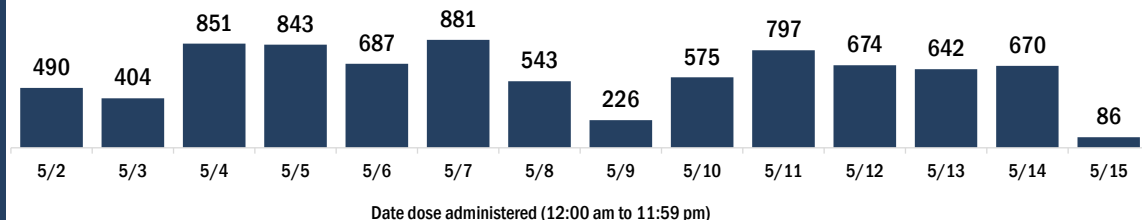
Demographic summary	First dose	Series complete	Total people vaccinated
Age group	32,906	158,108	191,014
16-24 years	5,356	12,737	18,093
25-34 years	5,901	16,274	22,175
35-44 years	6,155	21,926	28,081
45-54 years	5,530	25,737	31,267
55-64 years	4,979	31,049	36,028
65-74 years	2,821	30,175	32,996
75-84 years	1,469	14,657	16,126
85+ years	695	5,553	6,248
Race	32,906	158,108	191,014
White	18,661	110,607	129,268
Black	2,767	10,536	13,303
American Indian/Alaskan	171	660	831
Other	5,633	22,828	28,461
Unknown	5,674	13,477	19,151
Other race includes Asian, native Hawaiian/Pacific Islander, or other.			
Ethnicity	32,906	158,108	191,014
Hispanic	5,917	20,597	26,514
Non-Hispanic	14,600	100,241	114,841
Unknown	12,389	37,270	49,659
Gender	32,906	158,108	191,014
Female	17,327	88,077	105,404
Male	15,485	69,904	85,389
Unknown	94	127	221

COVID-19 doses administered for the past 2 weeks

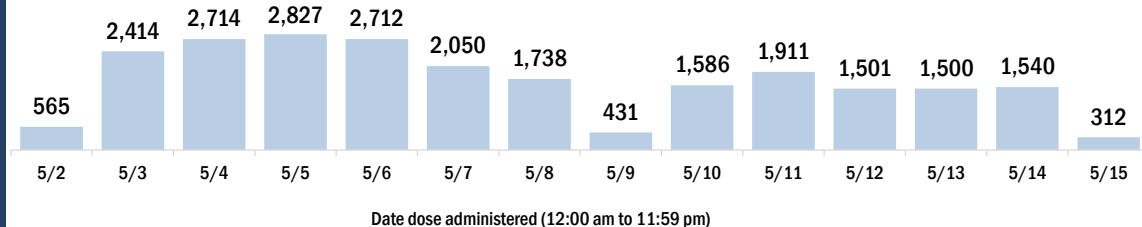


Persons vaccinated for COVID-19 for the past 2 weeks

Number of persons who received their first dose of a two-dose series of the COVID-19 vaccine



Number of persons who completed the COVID-19 vaccine series



COVID-19: St. Johns County vaccine summary

Vaccination data through May 15, 2021 as of May 16, 2021 at 12:05 AM

Data in this report are provisional and subject to change.

Data in this summary pertain to COVID-19 vaccines approved by the U.S. Food and Drug Administration and have been issued an Emergency Use Authorization (Janssen COVID-19 Vaccine, Moderna COVID-19 Vaccine and Pfizer-BioNTech COVID-19 Vaccine). These data summarize the number of people who have received either their first dose or have completed the series for a COVID-19 vaccine. **A person can only be counted in one category, first dose or series complete.** For persons receiving Moderna or Pfizer vaccines, once they receive their second dose, they are moved from the first dose column to the series completed column. **Because of this, the total first dose category may show a change from report to report not matching the total receiving their first dose from the previous day.** Persons receiving Johnson & Johnson vaccines will always be counted in the series completed column.

COVID-19 doses for vaccinated persons in Florida

Doses administered 239,523

People receiving one dose of a 1-dose series (Johnson & Johnson) or receiving only one dose of a 2-dose series (Moderna, Pfizer) count once. Persons receiving both doses of a 2-dose series count twice.

Current status of persons vaccinated for COVID-19 in Florida

Total people vaccinated 131,041

First dose 16,060

Series completed 114,981

Completed 1-dose series 6,499

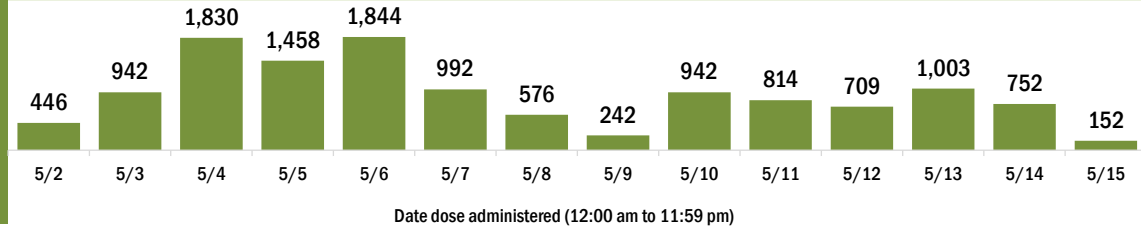
Completed 2-dose series 108,482

First dose: current number of people who have only received their first dose of the Moderna or Pfizer vaccine.

Series complete: current number of people who have received both Moderna or Pfizer vaccine doses or one Johnson & Johnson dose and are considered fully immunized.

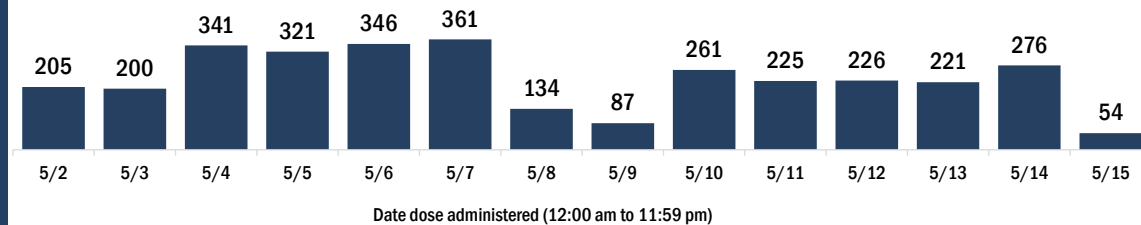
Demographic summary	First dose	Series complete	Total people vaccinated
Age group	16,060	114,981	131,041
16-24 years	2,547	6,503	9,050
25-34 years	1,889	6,929	8,818
35-44 years	2,665	14,445	17,110
45-54 years	2,718	17,412	20,130
55-64 years	2,655	23,139	25,794
65-74 years	2,077	28,556	30,633
75-84 years	1,068	13,908	14,976
85+ years	441	4,089	4,530
Race	16,060	114,981	131,041
White	9,876	85,557	95,433
Black	634	3,470	4,104
American Indian/Alaskan	48	325	373
Other	1,893	11,054	12,947
Unknown	3,609	14,575	18,184
Other race includes Asian, native Hawaiian/Pacific Islander, or other.			
Ethnicity	16,060	114,981	131,041
Hispanic	1,000	4,966	5,966
Non-Hispanic	8,253	76,147	84,400
Unknown	6,807	33,868	40,675
Gender	16,060	114,981	131,041
Female	8,404	63,258	71,662
Male	7,628	51,704	59,332
Unknown	28	19	47

COVID-19 doses administered for the past 2 weeks

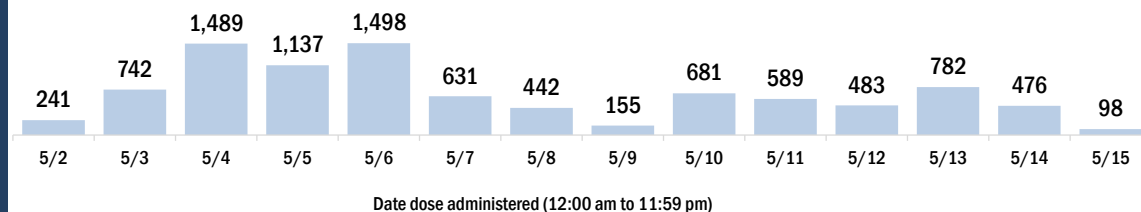


Persons vaccinated for COVID-19 for the past 2 weeks

Number of persons who received their first dose of a two-dose series of the COVID-19 vaccine



Number of persons who completed the COVID-19 vaccine series



COVID-19: St. Lucie County vaccine summary

Vaccination data through May 15, 2021 as of May 16, 2021 at 12:05 AM

Data in this report are provisional and subject to change.

Data in this summary pertain to COVID-19 vaccines approved by the U.S. Food and Drug Administration and have been issued an Emergency Use Authorization (Janssen COVID-19 Vaccine, Moderna COVID-19 Vaccine and Pfizer-BioNTech COVID-19 Vaccine). These data summarize the number of people who have received either their first dose or have completed the series for a COVID-19 vaccine. **A person can only be counted in one category, first dose or series complete.** For persons receiving Moderna or Pfizer vaccines, once they receive their second dose, they are moved from the first dose column to the series completed column. **Because of this, the total first dose category may show a change from report to report not matching the total receiving their first dose from the previous day.** Persons receiving Johnson & Johnson vaccines will always be counted in the series completed column.

COVID-19 doses for vaccinated persons in Florida

Doses administered 223,540

People receiving one dose of a 1-dose series (Johnson & Johnson) or receiving only one dose of a 2-dose series (Moderna, Pfizer) count once. Persons receiving both doses of a 2-dose series count twice.

Current status of persons vaccinated for COVID-19 in Florida

Total people vaccinated 128,821

First dose 29,377

Series completed 99,444

Completed 1-dose series 4,725

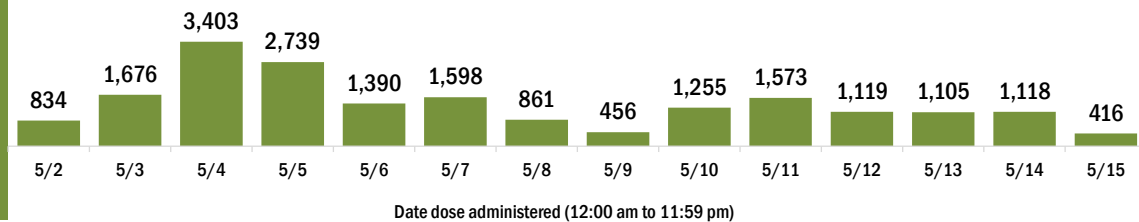
Completed 2-dose series 94,719

First dose: current number of people who have only received their first dose of the Moderna or Pfizer vaccine.

Series complete: current number of people who have received both Moderna or Pfizer vaccine doses or one Johnson & Johnson dose and are considered fully immunized.

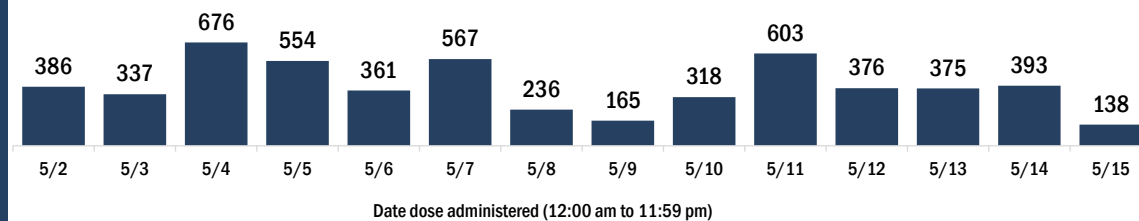
Demographic summary	First dose	Series complete	Total people vaccinated
Age group	29,377	99,444	128,821
16-24 years	2,471	3,593	6,064
25-34 years	2,563	4,976	7,539
35-44 years	3,398	7,443	10,841
45-54 years	4,300	11,809	16,109
55-64 years	6,104	20,690	26,794
65-74 years	5,878	29,402	35,280
75-84 years	3,447	16,542	19,989
85+ years	1,216	4,989	6,205
Race	29,377	99,444	128,821
White	17,464	64,332	81,796
Black	3,253	9,478	12,731
American Indian/Alaskan	174	452	626
Other	3,068	9,407	12,475
Unknown	5,418	15,775	21,193
Other race includes Asian, native Hawaiian/Pacific Islander, or other.			
Ethnicity	29,377	99,444	128,821
Hispanic	4,368	10,749	15,117
Non-Hispanic	13,244	55,055	68,299
Unknown	11,765	33,640	45,405
Gender	29,377	99,444	128,821
Female	15,592	55,765	71,357
Male	13,697	43,606	57,303
Unknown	88	73	161

COVID-19 doses administered for the past 2 weeks

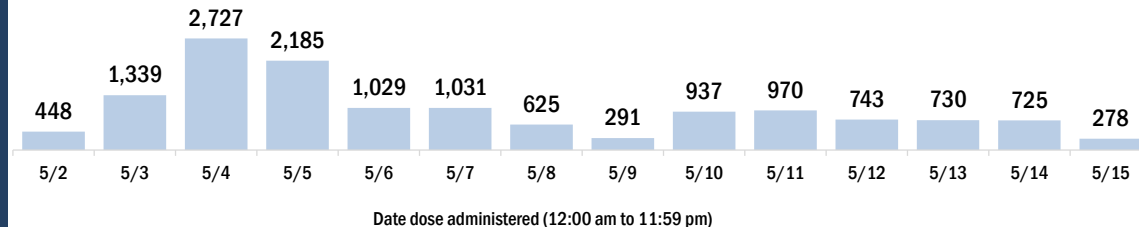


Persons vaccinated for COVID-19 for the past 2 weeks

Number of persons who received their first dose of a two-dose series of the COVID-19 vaccine



Number of persons who completed the COVID-19 vaccine series



COVID-19: Sumter County vaccine summary

Vaccination data through May 15, 2021 as of May 16, 2021 at 12:05 AM

Data in this report are provisional and subject to change.

Data in this summary pertain to COVID-19 vaccines approved by the U.S. Food and Drug Administration and have been issued an Emergency Use Authorization (Janssen COVID-19 Vaccine, Moderna COVID-19 Vaccine and Pfizer-BioNTech COVID-19 Vaccine). These data summarize the number of people who have received either their first dose or have completed the series for a COVID-19 vaccine. **A person can only be counted in one category, first dose or series complete.** For persons receiving Moderna or Pfizer vaccines, once they receive their second dose, they are moved from the first dose column to the series completed column. **Because of this, the total first dose category may show a change from report to report not matching the total receiving their first dose from the previous day.** Persons receiving Johnson & Johnson vaccines will always be counted in the series completed column.

COVID-19 doses for vaccinated persons in Florida

Doses administered 155,336

People receiving one dose of a 1-dose series (Johnson & Johnson) or receiving only one dose of a 2-dose series (Moderna, Pfizer) count once. Persons receiving both doses of a 2-dose series count twice.

Current status of persons vaccinated for COVID-19 in Florida

Total people vaccinated 84,912

First dose 9,929

Series completed 74,983

Completed 1-dose series 4,559

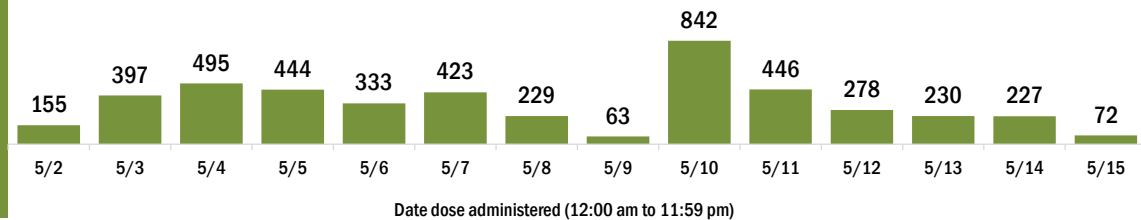
Completed 2-dose series 70,424

First dose: current number of people who have only received their first dose of the Moderna or Pfizer vaccine.

Series complete: current number of people who have received both Moderna or Pfizer vaccine doses or one Johnson & Johnson dose and are considered fully immunized.

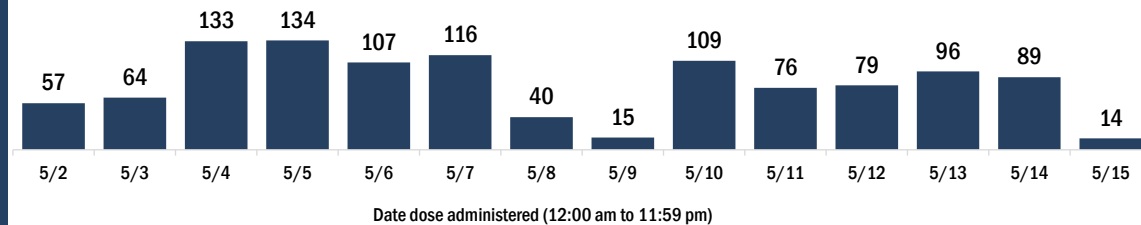
Demographic summary	First dose	Series complete	Total people vaccinated
Age group	9,929	74,983	84,912
16-24 years	269	364	633
25-34 years	357	682	1,039
35-44 years	511	1,026	1,537
45-54 years	739	2,074	2,813
55-64 years	2,003	9,081	11,084
65-74 years	3,178	34,377	37,555
75-84 years	2,319	23,386	25,705
85+ years	553	3,993	4,546
Race	9,929	74,983	84,912
White	7,495	62,865	70,360
Black	265	1,194	1,459
American Indian/Alaskan	30	161	191
Other	687	2,968	3,655
Unknown	1,452	7,795	9,247
Other race includes Asian, native Hawaiian/Pacific Islander, or other.			
Ethnicity	9,929	74,983	84,912
Hispanic	331	1,493	1,824
Non-Hispanic	6,100	50,749	56,849
Unknown	3,498	22,741	26,239
Gender	9,929	74,983	84,912
Female	5,426	41,411	46,837
Male	4,486	33,553	38,039
Unknown	17	19	36

COVID-19 doses administered for the past 2 weeks

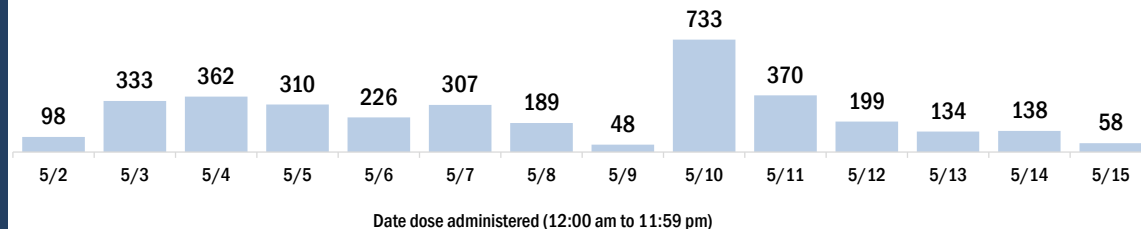


Persons vaccinated for COVID-19 for the past 2 weeks

Number of persons who received their first dose of a two-dose series of the COVID-19 vaccine



Number of persons who completed the COVID-19 vaccine series



COVID-19: Suwannee County vaccine summary

Vaccination data through May 15, 2021 as of May 16, 2021 at 12:05 AM

Data in this report are provisional and subject to change.

Data in this summary pertain to COVID-19 vaccines approved by the U.S. Food and Drug Administration and have been issued an Emergency Use Authorization (Janssen COVID-19 Vaccine, Moderna COVID-19 Vaccine and Pfizer-BioNTech COVID-19 Vaccine). These data summarize the number of people who have received either their first dose or have completed the series for a COVID-19 vaccine. **A person can only be counted in one category, first dose or series complete.** For persons receiving Moderna or Pfizer vaccines, once they receive their second dose, they are moved from the first dose column to the series completed column. **Because of this, the total first dose category may show a change from report to report not matching the total receiving their first dose from the previous day.** Persons receiving Johnson & Johnson vaccines will always be counted in the series completed column.

COVID-19 doses for vaccinated persons in Florida

Doses administered 18,720

People receiving one dose of a 1-dose series (Johnson & Johnson) or receiving only one dose of a 2-dose series (Moderna, Pfizer) count once. Persons receiving both doses of a 2-dose series count twice.

Current status of persons vaccinated for COVID-19 in Florida

Total people vaccinated 10,647

First dose 1,843

Series completed 8,804

Completed 1-dose series 731

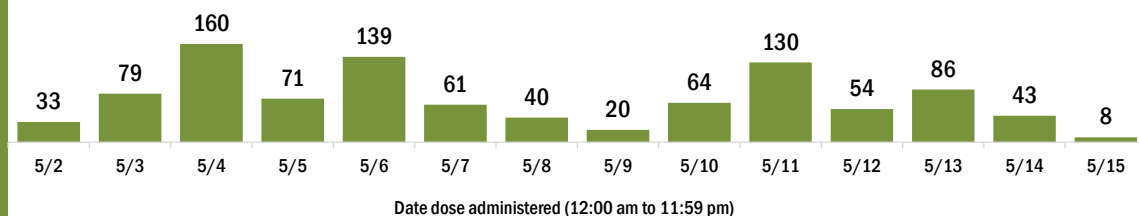
Completed 2-dose series 8,073

First dose: current number of people who have only received their first dose of the Moderna or Pfizer vaccine.

Series complete: current number of people who have received both Moderna or Pfizer vaccine doses or one Johnson & Johnson dose and are considered fully immunized.

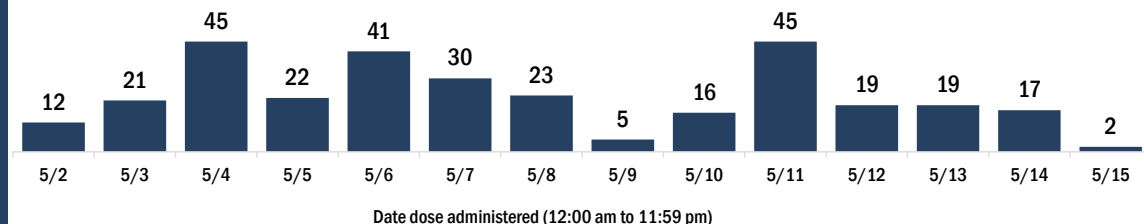
Demographic summary	First dose	Series complete	Total people vaccinated
Age group	1,843	8,804	10,647
16-24 years	156	219	375
25-34 years	196	287	483
35-44 years	252	477	729
45-54 years	302	779	1,081
55-64 years	485	1,904	2,389
65-74 years	237	2,825	3,062
75-84 years	156	1,733	1,889
85+ years	59	580	639
Race	1,843	8,804	10,647
White	1,167	6,238	7,405
Black	304	727	1,031
American Indian/Alaskan	6	12	18
Other	161	587	748
Unknown	205	1,240	1,445
Other race includes Asian, native Hawaiian/Pacific Islander, or other.			
Ethnicity	1,843	8,804	10,647
Hispanic	166	407	573
Non-Hispanic	1,120	5,271	6,391
Unknown	557	3,126	3,683
Gender	1,843	8,804	10,647
Female	782	5,044	5,826
Male	1,061	3,760	4,821
Unknown	0	0	0

COVID-19 doses administered for the past 2 weeks

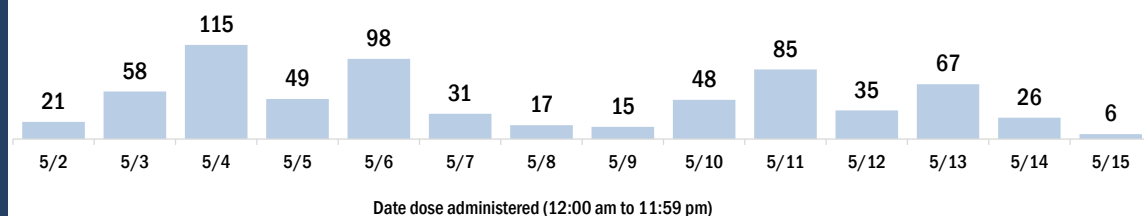


Persons vaccinated for COVID-19 for the past 2 weeks

Number of persons who received their first dose of a two-dose series of the COVID-19 vaccine



Number of persons who completed the COVID-19 vaccine series



COVID-19: Taylor County vaccine summary

Vaccination data through May 15, 2021 as of May 16, 2021 at 12:05 AM

Data in this report are provisional and subject to change.

Data in this summary pertain to COVID-19 vaccines approved by the U.S. Food and Drug Administration and have been issued an Emergency Use Authorization (Janssen COVID-19 Vaccine, Moderna COVID-19 Vaccine and Pfizer-BioNTech COVID-19 Vaccine). These data summarize the number of people who have received either their first dose or have completed the series for a COVID-19 vaccine. **A person can only be counted in one category, first dose or series complete.** For persons receiving Moderna or Pfizer vaccines, once they receive their second dose, they are moved from the first dose column to the series completed column. **Because of this, the total first dose category may show a change from report to report not matching the total receiving their first dose from the previous day.** Persons receiving Johnson & Johnson vaccines will always be counted in the series completed column.

COVID-19 doses for vaccinated persons in Florida

Doses administered 10,233

People receiving one dose of a 1-dose series (Johnson & Johnson) or receiving only one dose of a 2-dose series (Moderna, Pfizer) count once. Persons receiving both doses of a 2-dose series count twice.

Current status of persons vaccinated for COVID-19 in Florida

Total people vaccinated 5,876

First dose 1,195

Series completed 4,681

Completed 1-dose series 324

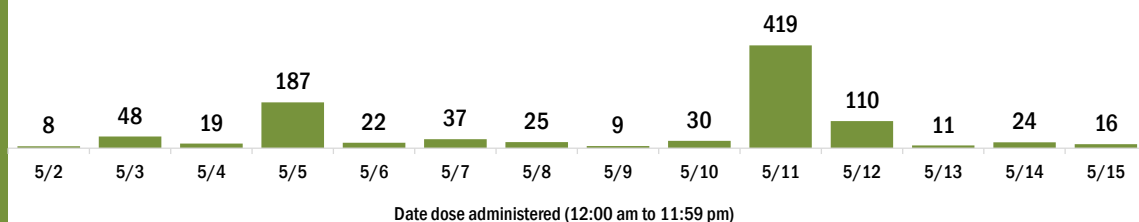
Completed 2-dose series 4,357

First dose: current number of people who have only received their first dose of the Moderna or Pfizer vaccine.

Series complete: current number of people who have received both Moderna or Pfizer vaccine doses or one Johnson & Johnson dose and are considered fully immunized.

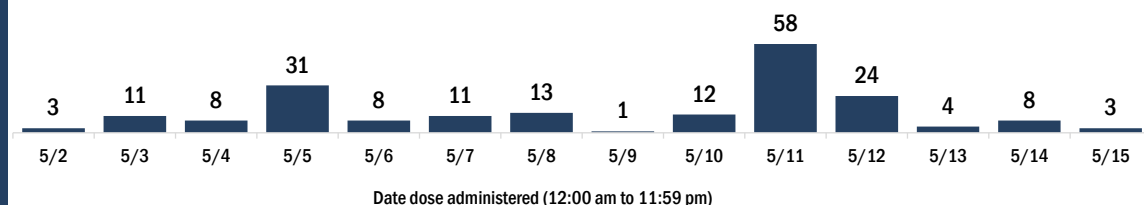
Demographic summary	First dose	Series complete	Total people vaccinated
Age group	1,195	4,681	5,876
16-24 years	52	79	131
25-34 years	95	198	293
35-44 years	106	321	427
45-54 years	145	505	650
55-64 years	274	1,086	1,360
65-74 years	315	1,468	1,783
75-84 years	156	804	960
85+ years	52	220	272
Race	1,195	4,681	5,876
White	825	3,420	4,245
Black	185	679	864
American Indian/Alaskan	6	36	42
Other	55	303	358
Unknown	124	243	367
Other race includes Asian, native Hawaiian/Pacific Islander, or other.			
Ethnicity	1,195	4,681	5,876
Hispanic	23	87	110
Non-Hispanic	696	2,956	3,652
Unknown	476	1,638	2,114
Gender	1,195	4,681	5,876
Female	577	2,393	2,970
Male	617	2,287	2,904
Unknown	1	1	2

COVID-19 doses administered for the past 2 weeks

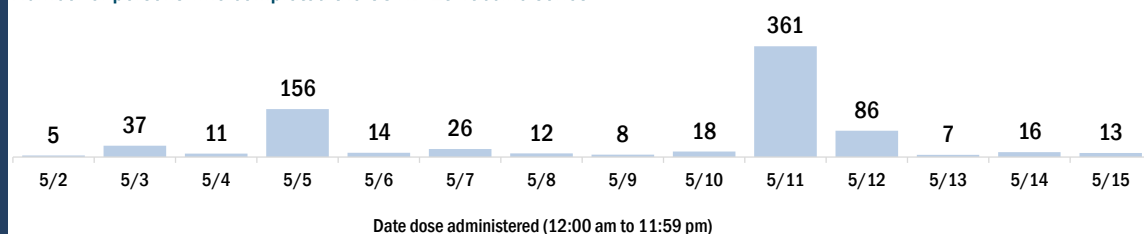


Persons vaccinated for COVID-19 for the past 2 weeks

Number of persons who received their first dose of a two-dose series of the COVID-19 vaccine



Number of persons who completed the COVID-19 vaccine series



COVID-19: Union County vaccine summary

Vaccination data through May 15, 2021 as of May 16, 2021 at 12:05 AM

Data in this report are provisional and subject to change.

Data in this summary pertain to COVID-19 vaccines approved by the U.S. Food and Drug Administration and have been issued an Emergency Use Authorization (Janssen COVID-19 Vaccine, Moderna COVID-19 Vaccine and Pfizer-BioNTech COVID-19 Vaccine). These data summarize the number of people who have received either their first dose or have completed the series for a COVID-19 vaccine. **A person can only be counted in one category, first dose or series complete.** For persons receiving Moderna or Pfizer vaccines, once they receive their second dose, they are moved from the first dose column to the series completed column. **Because of this, the total first dose category may show a change from report to report not matching the total receiving their first dose from the previous day.** Persons receiving Johnson & Johnson vaccines will always be counted in the series completed column.

COVID-19 doses for vaccinated persons in Florida

Doses administered 7,000

People receiving one dose of a 1-dose series (Johnson & Johnson) or receiving only one dose of a 2-dose series (Moderna, Pfizer) count once. Persons receiving both doses of a 2-dose series count twice.

Current status of persons vaccinated for COVID-19 in Florida

Total people vaccinated 4,706

First dose 2,289

Series completed 2,417

Completed 1-dose series 123

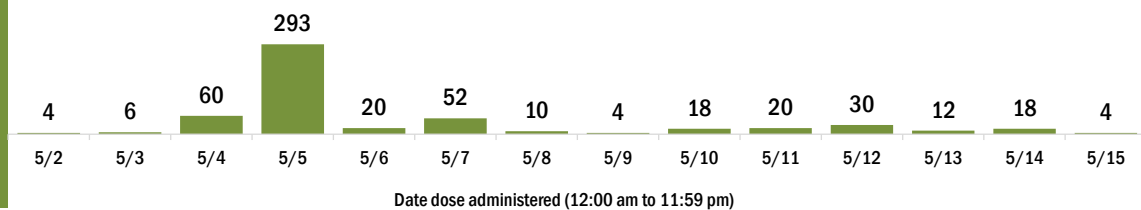
Completed 2-dose series 2,294

First dose: current number of people who have only received their first dose of the Moderna or Pfizer vaccine.

Series complete: current number of people who have received both Moderna or Pfizer vaccine doses or one Johnson & Johnson dose and are considered fully immunized.

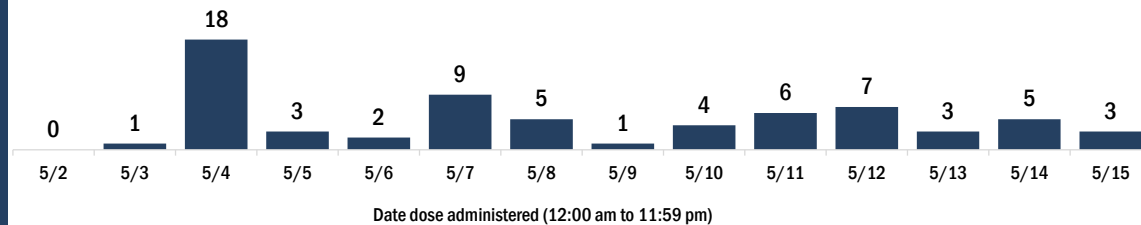
Demographic summary	First dose	Series complete	Total people vaccinated
Age group	2,289	2,417	4,706
16-24 years	51	80	131
25-34 years	109	148	257
35-44 years	227	187	414
45-54 years	324	311	635
55-64 years	839	539	1,378
65-74 years	594	667	1,261
75-84 years	130	379	509
85+ years	15	106	121
Race	2,289	2,417	4,706
White	1,463	1,898	3,361
Black	699	306	1,005
American Indian/Alaskan	5	18	23
Other	85	145	230
Unknown	37	50	87
Other race includes Asian, native Hawaiian/Pacific Islander, or other.			
Ethnicity	2,289	2,417	4,706
Hispanic	84	71	155
Non-Hispanic	2,086	2,139	4,225
Unknown	119	207	326
Gender	2,289	2,417	4,706
Female	160	1,219	1,379
Male	2,124	1,198	3,322
Unknown	5	0	5

COVID-19 doses administered for the past 2 weeks

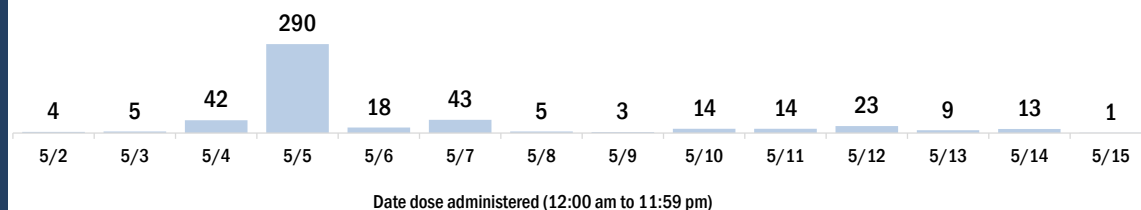


Persons vaccinated for COVID-19 for the past 2 weeks

Number of persons who received their first dose of a two-dose series of the COVID-19 vaccine



Number of persons who completed the COVID-19 vaccine series



COVID-19: Volusia County vaccine summary

Vaccination data through May 15, 2021 as of May 16, 2021 at 12:05 AM

Data in this report are provisional and subject to change.

Data in this summary pertain to COVID-19 vaccines approved by the U.S. Food and Drug Administration and have been issued an Emergency Use Authorization (Janssen COVID-19 Vaccine, Moderna COVID-19 Vaccine and Pfizer-BioNTech COVID-19 Vaccine). These data summarize the number of people who have received either their first dose or have completed the series for a COVID-19 vaccine. **A person can only be counted in one category, first dose or series complete.** For persons receiving Moderna or Pfizer vaccines, once they receive their second dose, they are moved from the first dose column to the series completed column. **Because of this, the total first dose category may show a change from report to report not matching the total receiving their first dose from the previous day.** Persons receiving Johnson & Johnson vaccines will always be counted in the series completed column.

COVID-19 doses for vaccinated persons in Florida

Doses administered 391,106

People receiving one dose of a 1-dose series (Johnson & Johnson) or receiving only one dose of a 2-dose series (Moderna, Pfizer) count once. Persons receiving both doses of a 2-dose series count twice.

Current status of persons vaccinated for COVID-19 in Florida

Total people vaccinated 228,399

First dose 45,082

Series completed 183,317

Completed 1-dose series 20,610

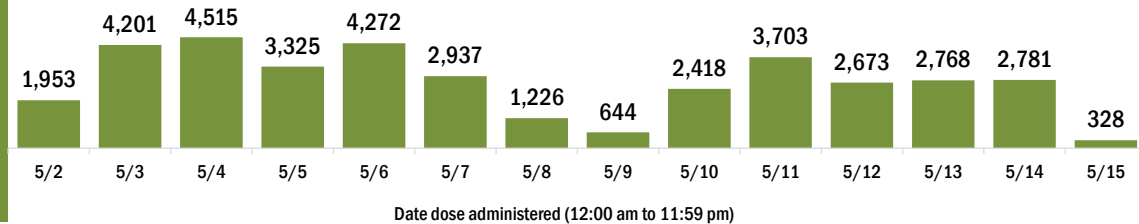
Completed 2-dose series 162,707

First dose: current number of people who have only received their first dose of the Moderna or Pfizer vaccine.

Series complete: current number of people who have received both Moderna or Pfizer vaccine doses or one Johnson & Johnson dose and are considered fully immunized.

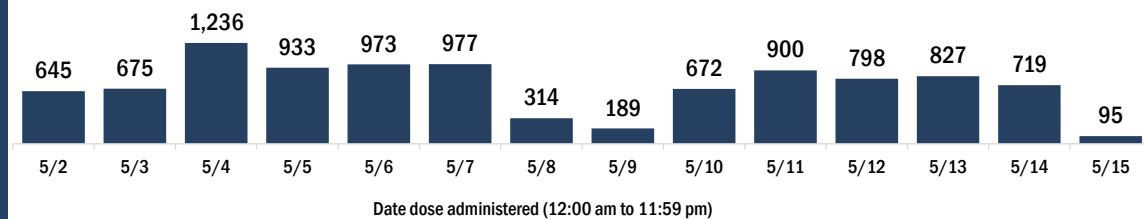
Demographic summary	First dose	Series complete	Total people vaccinated
Age group	45,082	183,317	228,399
16-24 years	4,473	7,815	12,288
25-34 years	4,374	9,641	14,015
35-44 years	5,207	12,818	18,025
45-54 years	6,700	20,174	26,874
55-64 years	10,250	38,257	48,507
65-74 years	8,380	54,097	62,477
75-84 years	4,147	30,111	34,258
85+ years	1,551	10,404	11,955
Race	45,082	183,317	228,399
White	28,226	121,579	149,805
Black	2,990	8,820	11,810
American Indian/Alaskan	187	614	801
Other	5,085	20,420	25,505
Unknown	8,594	31,884	40,478
Other race includes Asian, native Hawaiian/Pacific Islander, or other.			
Ethnicity	45,082	183,317	228,399
Hispanic	5,184	12,545	17,729
Non-Hispanic	22,419	96,931	119,350
Unknown	17,479	73,841	91,320
Gender	45,082	183,317	228,399
Female	23,405	102,040	125,445
Male	21,006	78,500	99,506
Unknown	671	2,777	3,448

COVID-19 doses administered for the past 2 weeks

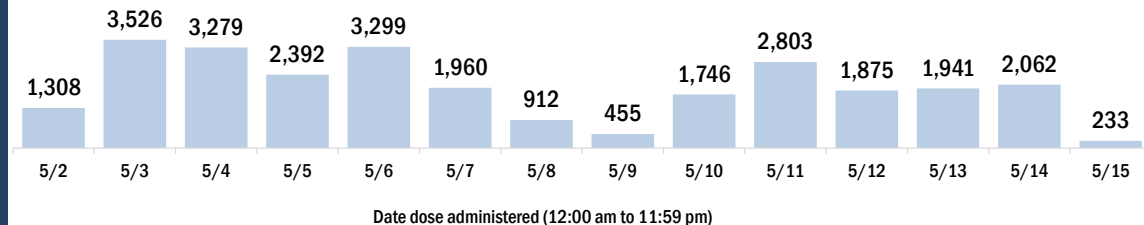


Persons vaccinated for COVID-19 for the past 2 weeks

Number of persons who received their first dose of a two-dose series of the COVID-19 vaccine



Number of persons who completed the COVID-19 vaccine series



COVID-19: Wakulla County vaccine summary

Vaccination data through May 15, 2021 as of May 16, 2021 at 12:05 AM

Data in this report are provisional and subject to change.

Data in this summary pertain to COVID-19 vaccines approved by the U.S. Food and Drug Administration and have been issued an Emergency Use Authorization (Janssen COVID-19 Vaccine, Moderna COVID-19 Vaccine and Pfizer-BioNTech COVID-19 Vaccine). These data summarize the number of people who have received either their first dose or have completed the series for a COVID-19 vaccine. **A person can only be counted in one category, first dose or series complete.** For persons receiving Moderna or Pfizer vaccines, once they receive their second dose, they are moved from the first dose column to the series completed column. **Because of this, the total first dose category may show a change from report to report not matching the total receiving their first dose from the previous day.** Persons receiving Johnson & Johnson vaccines will always be counted in the series completed column.

COVID-19 doses for vaccinated persons in Florida

Doses administered 19,230

People receiving one dose of a 1-dose series (Johnson & Johnson) or receiving only one dose of a 2-dose series (Moderna, Pfizer) count once. Persons receiving both doses of a 2-dose series count twice.

Current status of persons vaccinated for COVID-19 in Florida

Total people vaccinated 11,213

First dose 2,620

Series completed 8,593

Completed 1-dose series 576

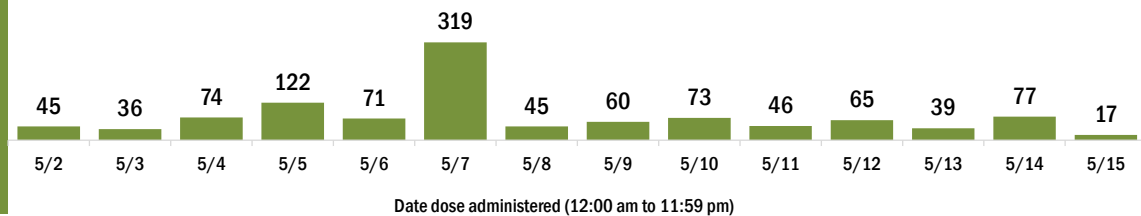
Completed 2-dose series 8,017

First dose: current number of people who have only received their first dose of the Moderna or Pfizer vaccine.

Series complete: current number of people who have received both Moderna or Pfizer vaccine doses or one Johnson & Johnson dose and are considered fully immunized.

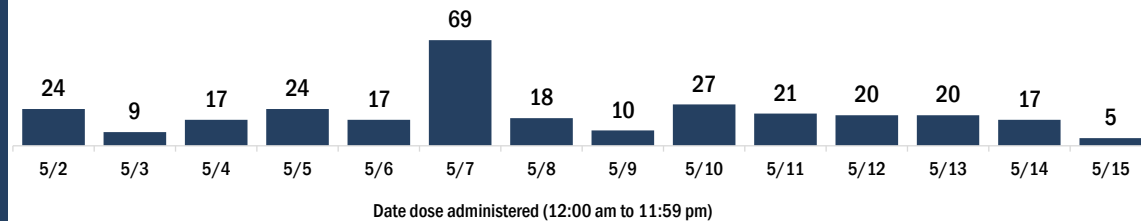
Demographic summary	First dose	Series complete	Total people vaccinated
Age group	2,620	8,593	11,213
16-24 years	158	310	468
25-34 years	320	492	812
35-44 years	414	760	1,174
45-54 years	504	1,125	1,629
55-64 years	558	1,932	2,490
65-74 years	419	2,532	2,951
75-84 years	186	1,170	1,356
85+ years	61	272	333
Race	2,620	8,593	11,213
White	1,840	6,396	8,236
Black	496	645	1,141
American Indian/Alaskan	7	39	46
Other	124	1,065	1,189
Unknown	153	448	601
Other race includes Asian, native Hawaiian/Pacific Islander, or other.			
Ethnicity	2,620	8,593	11,213
Hispanic	44	183	227
Non-Hispanic	1,263	6,881	8,144
Unknown	1,313	1,529	2,842
Gender	2,620	8,593	11,213
Female	930	4,787	5,717
Male	1,689	3,805	5,494
Unknown	1	1	2

COVID-19 doses administered for the past 2 weeks

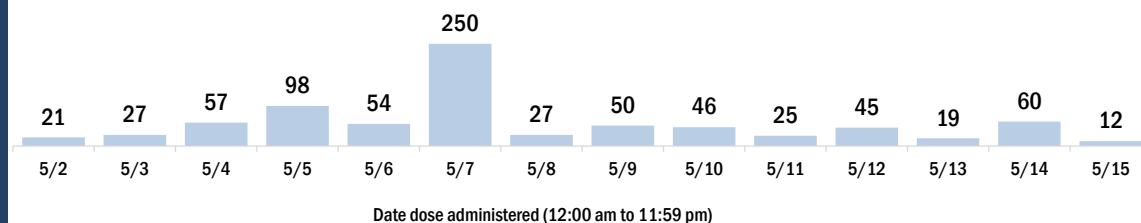


Persons vaccinated for COVID-19 for the past 2 weeks

Number of persons who received their first dose of a two-dose series of the COVID-19 vaccine



Number of persons who completed the COVID-19 vaccine series



COVID-19: Walton County vaccine summary

Vaccination data through May 15, 2021 as of May 16, 2021 at 12:05 AM

Data in this report are provisional and subject to change.

Data in this summary pertain to COVID-19 vaccines approved by the U.S. Food and Drug Administration and have been issued an Emergency Use Authorization (Janssen COVID-19 Vaccine, Moderna COVID-19 Vaccine and Pfizer-BioNTech COVID-19 Vaccine). These data summarize the number of people who have received either their first dose or have completed the series for a COVID-19 vaccine. **A person can only be counted in one category, first dose or series complete.** For persons receiving Moderna or Pfizer vaccines, once they receive their second dose, they are moved from the first dose column to the series completed column. **Because of this, the total first dose category may show a change from report to report not matching the total receiving their first dose from the previous day.** Persons receiving Johnson & Johnson vaccines will always be counted in the series completed column.

COVID-19 doses for vaccinated persons in Florida

Doses administered 43,328

People receiving one dose of a 1-dose series (Johnson & Johnson) or receiving only one dose of a 2-dose series (Moderna, Pfizer) count once. Persons receiving both doses of a 2-dose series count twice.

Current status of persons vaccinated for COVID-19 in Florida

Total people vaccinated 24,897

First dose 5,092

Series completed 19,805

Completed 1-dose series 1,374

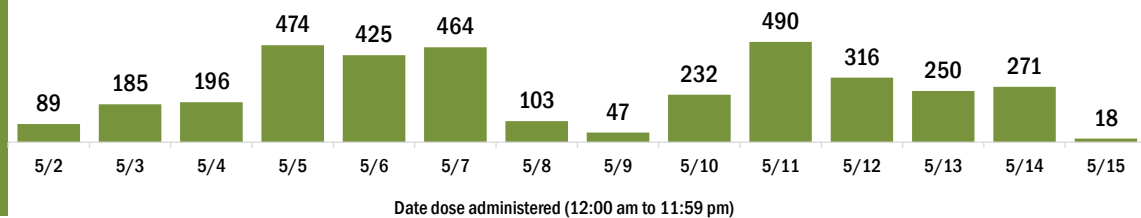
Completed 2-dose series 18,431

First dose: current number of people who have only received their first dose of the Moderna or Pfizer vaccine.

Series complete: current number of people who have received both Moderna or Pfizer vaccine doses or one Johnson & Johnson dose and are considered fully immunized.

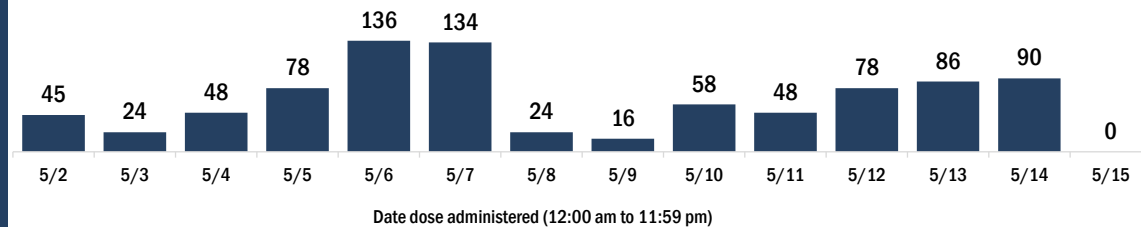
Demographic summary	First dose	Series complete	Total people vaccinated
Age group	5,092	19,805	24,897
16-24 years	366	542	908
25-34 years	501	917	1,418
35-44 years	613	1,701	2,314
45-54 years	789	2,377	3,166
55-64 years	1,137	4,676	5,813
65-74 years	1,098	6,221	7,319
75-84 years	477	2,643	3,120
85+ years	111	728	839
Race	5,092	19,805	24,897
White	3,645	14,750	18,395
Black	208	475	683
American Indian/Alaskan	18	85	103
Other	358	1,003	1,361
Unknown	863	3,492	4,355
Other race includes Asian, native Hawaiian/Pacific Islander, or other.			
Ethnicity	5,092	19,805	24,897
Hispanic	309	621	930
Non-Hispanic	3,212	13,021	16,233
Unknown	1,571	6,163	7,734
Gender	5,092	19,805	24,897
Female	2,629	10,558	13,187
Male	2,461	9,245	11,706
Unknown	2	2	4

COVID-19 doses administered for the past 2 weeks

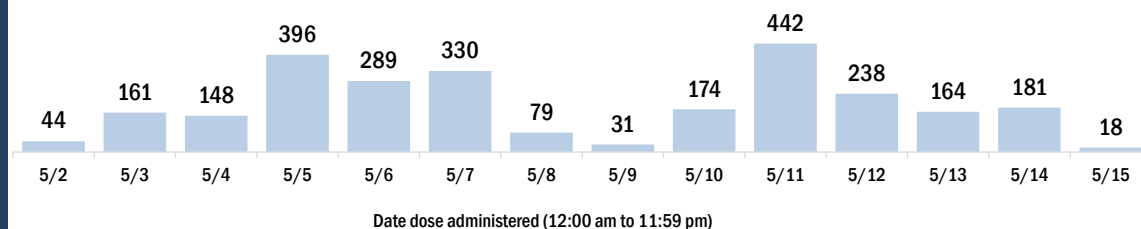


Persons vaccinated for COVID-19 for the past 2 weeks

Number of persons who received their first dose of a two-dose series of the COVID-19 vaccine



Number of persons who completed the COVID-19 vaccine series



COVID-19: Washington County vaccine summary

Vaccination data through May 15, 2021 as of May 16, 2021 at 12:05 AM

Data in this report are provisional and subject to change.

Data in this summary pertain to COVID-19 vaccines approved by the U.S. Food and Drug Administration and have been issued an Emergency Use Authorization (Janssen COVID-19 Vaccine, Moderna COVID-19 Vaccine and Pfizer-BioNTech COVID-19 Vaccine). These data summarize the number of people who have received either their first dose or have completed the series for a COVID-19 vaccine. **A person can only be counted in one category, first dose or series complete.** For persons receiving Moderna or Pfizer vaccines, once they receive their second dose, they are moved from the first dose column to the series completed column. **Because of this, the total first dose category may show a change from report to report not matching the total receiving their first dose from the previous day.** Persons receiving Johnson & Johnson vaccines will always be counted in the series completed column.

COVID-19 doses for vaccinated persons in Florida

Doses administered 10,186

People receiving one dose of a 1-dose series (Johnson & Johnson) or receiving only one dose of a 2-dose series (Moderna, Pfizer) count once. Persons receiving both doses of a 2-dose series count twice.

Current status of persons vaccinated for COVID-19 in Florida

Total people vaccinated 5,713

First dose 843

Series completed 4,870

Completed 1-dose series 397

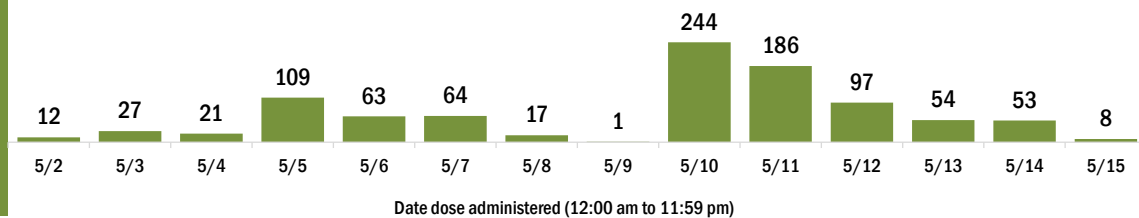
Completed 2-dose series 4,473

First dose: current number of people who have only received their first dose of the Moderna or Pfizer vaccine.

Series complete: current number of people who have received both Moderna or Pfizer vaccine doses or one Johnson & Johnson dose and are considered fully immunized.

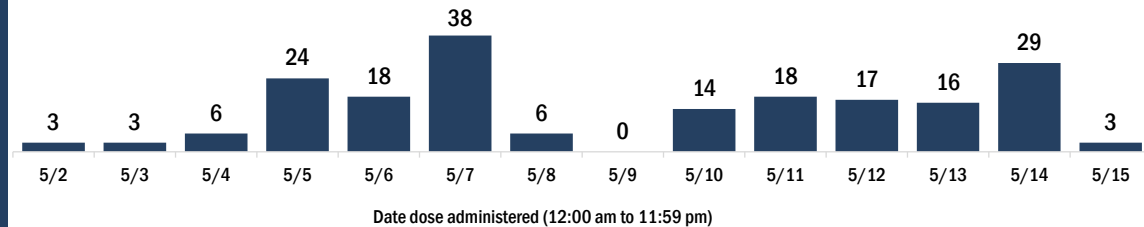
Demographic summary	First dose	Series complete	Total people vaccinated
Age group	843	4,870	5,713
16-24 years	54	88	142
25-34 years	99	228	327
35-44 years	119	375	494
45-54 years	171	575	746
55-64 years	199	1,175	1,374
65-74 years	112	1,398	1,510
75-84 years	61	775	836
85+ years	28	256	284
Race	843	4,870	5,713
White	502	3,598	4,100
Black	111	513	624
American Indian/Alaskan	5	60	65
Other	40	213	253
Unknown	185	486	671
Other race includes Asian, native Hawaiian/Pacific Islander, or other.			
Ethnicity	843	4,870	5,713
Hispanic	21	112	133
Non-Hispanic	622	3,992	4,614
Unknown	200	766	966
Gender	843	4,870	5,713
Female	365	2,464	2,829
Male	478	2,406	2,884
Unknown	0	0	0

COVID-19 doses administered for the past 2 weeks



Persons vaccinated for COVID-19 for the past 2 weeks

Number of persons who received their first dose of a two-dose series of the COVID-19 vaccine



Number of persons who completed the COVID-19 vaccine series

