

# COVID-19: Florida vaccine summary

Vaccination data through May 14, 2021 as of May 15, 2021 at 12:05 AM

Data in this report are provisional and subject to change. Data are based on county of residence.

Data in this summary pertain to COVID-19 vaccines approved by the U.S. Food and Drug Administration and have been issued an Emergency Use Authorization (Janssen COVID-19 Vaccine, Moderna COVID-19 Vaccine and Pfizer-BioNTech COVID-19 Vaccine). These data summarize the number of people who have received either their first dose or have completed the series for a COVID-19 vaccine. **A person can only be counted in one category, first dose or series complete.** For persons receiving Moderna or Pfizer vaccines, once they receive their second dose, they are moved from the first dose column to the series completed column. **Because of this, the total first dose category may show a change from report to report not matching the total receiving their first dose from the previous day.** Persons receiving Johnson & Johnson vaccines will always be counted in the series completed column.

## COVID-19 doses for vaccinated persons in Florida

**Doses administered** 16,360,288

People receiving one dose of a 1-dose series (Johnson & Johnson) or receiving only one dose of a 2-dose series (Moderna, Pfizer) count once. Persons receiving both doses of a 2-dose series count twice.

## Current status of persons vaccinated for COVID-19 in Florida

**Total people vaccinated** 9,538,110

First dose 2,039,309

Series completed 7,498,801

Completed 1-dose series 676,623

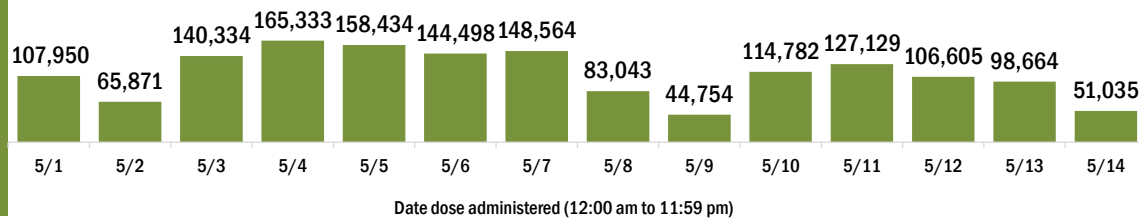
Completed 2-dose series 6,822,178

**First dose:** current number of people who have only received their first dose of the Moderna or Pfizer vaccine.

**Series complete:** current number of people who have received both Moderna or Pfizer vaccine doses or one Johnson & Johnson dose and are considered fully immunized.

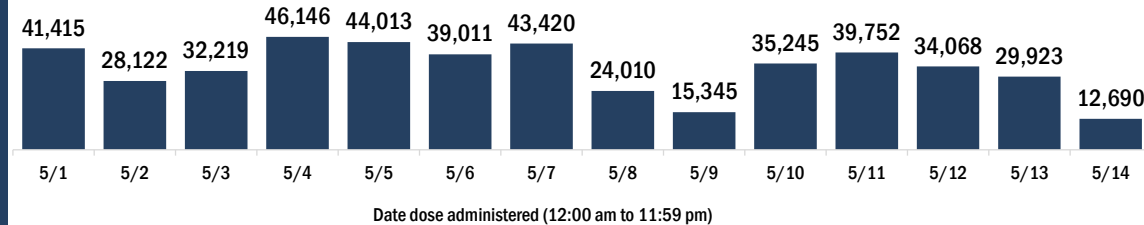
Demographic summary	First dose	Series complete	Total people vaccinated
<b>Age group</b>	2,039,309	7,498,801	9,538,110
16-24 years	228,579	384,768	613,347
25-34 years	263,475	583,543	847,018
35-44 years	292,391	776,508	1,068,899
45-54 years	318,795	1,044,071	1,362,866
55-64 years	357,376	1,519,474	1,876,850
65-74 years	318,175	1,817,581	2,135,756
75-84 years	183,877	1,031,701	1,215,578
85+ years	76,641	341,155	417,796
<b>Race</b>	2,039,309	7,498,801	9,538,110
White	1,233,380	5,101,753	6,335,133
Black	168,055	504,335	672,390
American Indian/Alaskan	9,774	25,999	35,773
Other	251,022	800,550	1,051,572
Unknown	377,078	1,066,164	1,443,242
<b>Other race</b> includes Asian, native Hawaiian/Pacific Islander, or other.			
<b>Ethnicity</b>	2,039,309	7,498,801	9,538,110
Hispanic	458,093	1,169,341	1,627,434
Non-Hispanic	838,930	3,950,278	4,789,208
Unknown	742,286	2,379,182	3,121,468
<b>Gender</b>	2,039,309	7,498,801	9,538,110
Female	1,066,043	4,145,198	5,211,241
Male	962,393	3,342,475	4,304,868
Unknown	10,873	11,128	22,001

## COVID-19 doses administered for the past 2 weeks

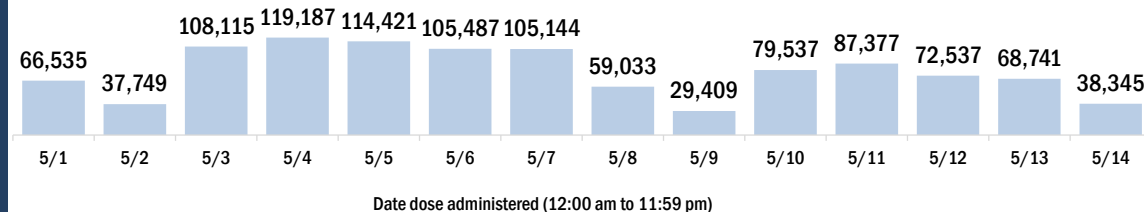


## Persons vaccinated for COVID-19 for the past 2 weeks

### Number of persons who received their first dose of the COVID-19 vaccine



### Number of persons who received their second dose and completed the COVID-19 vaccine series



# COVID-19: Alachua County vaccine summary

Vaccination data through May 14, 2021 as of May 15, 2021 at 12:05 AM

Data in this report are provisional and subject to change.

Data in this summary pertain to COVID-19 vaccines approved by the U.S. Food and Drug Administration and have been issued an Emergency Use Authorization (Janssen COVID-19 Vaccine, Moderna COVID-19 Vaccine and Pfizer-BioNTech COVID-19 Vaccine). These data summarize the number of people who have received either their first dose or have completed the series for a COVID-19 vaccine. **A person can only be counted in one category, first dose or series complete.** For persons receiving Moderna or Pfizer vaccines, once they receive their second dose, they are moved from the first dose column to the series completed column. **Because of this, the total first dose category may show a change from report to report not matching the total receiving their first dose from the previous day.** Persons receiving Johnson & Johnson vaccines will always be counted in the series completed column.

## COVID-19 doses for vaccinated persons in Florida

**Doses administered** 216,384

People receiving one dose of a 1-dose series (Johnson & Johnson) or receiving only one dose of a 2-dose series (Moderna, Pfizer) count once. Persons receiving both doses of a 2-dose series count twice.

## Current status of persons vaccinated for COVID-19 in Florida

**Total people vaccinated** 124,040

First dose 26,676

Series completed 97,364

Completed 1-dose series 5,020

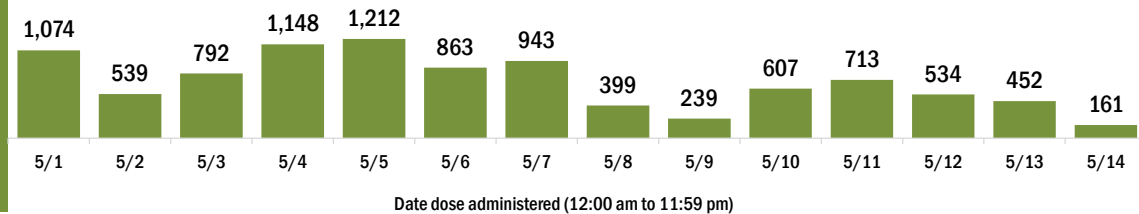
Completed 2-dose series 92,344

**First dose:** current number of people who have only received their first dose of the Moderna or Pfizer vaccine.

**Series complete:** current number of people who have received both Moderna or Pfizer vaccine doses or one Johnson & Johnson dose and are considered fully immunized.

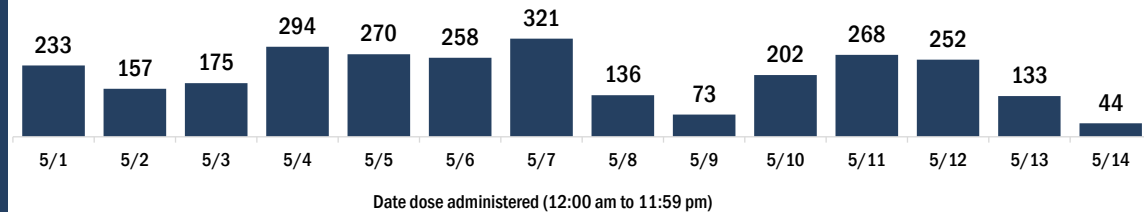
Demographic summary	First dose	Series complete	Total people vaccinated
<b>Age group</b>	26,676	97,364	124,040
16-24 years	9,528	11,289	20,817
25-34 years	5,330	14,850	20,180
35-44 years	3,598	12,031	15,629
45-54 years	2,791	11,895	14,686
55-64 years	2,801	15,927	18,728
65-74 years	1,553	18,726	20,279
75-84 years	720	9,266	9,986
85+ years	355	3,380	3,735
<b>Race</b>	26,676	97,364	124,040
White	16,261	67,743	84,004
Black	3,475	9,676	13,151
American Indian/Alaskan	107	321	428
Other	4,889	14,692	19,581
Unknown	1,944	4,932	6,876
<b>Other race</b> includes Asian, native Hawaiian/Pacific Islander, or other.			
<b>Ethnicity</b>	26,676	97,364	124,040
Hispanic	3,803	7,887	11,690
Non-Hispanic	16,603	66,043	82,646
Unknown	6,270	23,434	29,704
<b>Gender</b>	26,676	97,364	124,040
Female	13,798	55,713	69,511
Male	12,824	41,608	54,432
Unknown	54	43	97

## COVID-19 doses administered for the past 2 weeks

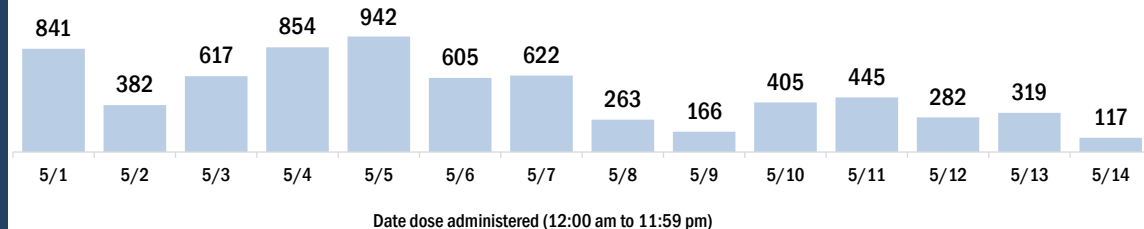


## Persons vaccinated for COVID-19 for the past 2 weeks

### Number of persons who received their first dose of a two-dose series of the COVID-19 vaccine



### Number of persons who completed the COVID-19 vaccine series



# COVID-19: Baker County vaccine summary

Vaccination data through May 14, 2021 as of May 15, 2021 at 12:05 AM

Data in this report are provisional and subject to change.

Data in this summary pertain to COVID-19 vaccines approved by the U.S. Food and Drug Administration and have been issued an Emergency Use Authorization (Janssen COVID-19 Vaccine, Moderna COVID-19 Vaccine and Pfizer-BioNTech COVID-19 Vaccine). These data summarize the number of people who have received either their first dose or have completed the series for a COVID-19 vaccine. **A person can only be counted in one category, first dose or series complete.** For persons receiving Moderna or Pfizer vaccines, once they receive their second dose, they are moved from the first dose column to the series completed column. **Because of this, the total first dose category may show a change from report to report not matching the total receiving their first dose from the previous day.** Persons receiving Johnson & Johnson vaccines will always be counted in the series completed column.

## COVID-19 doses for vaccinated persons in Florida

**Doses administered** 10,560

People receiving one dose of a 1-dose series (Johnson & Johnson) or receiving only one dose of a 2-dose series (Moderna, Pfizer) count once. Persons receiving both doses of a 2-dose series count twice.

## Current status of persons vaccinated for COVID-19 in Florida

**Total people vaccinated** 6,160

First dose 1,588

Series completed 4,572

Completed 1-dose series 172

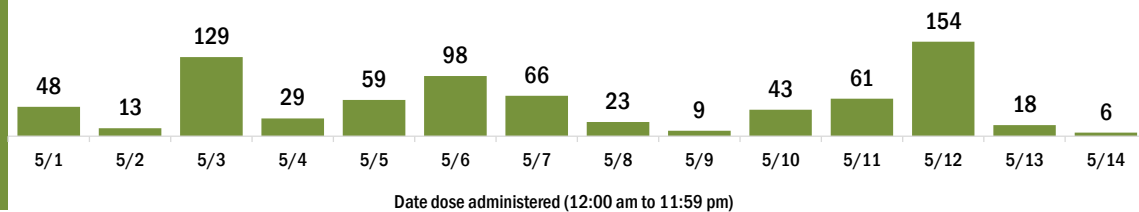
Completed 2-dose series 4,400

**First dose:** current number of people who have only received their first dose of the Moderna or Pfizer vaccine.

**Series complete:** current number of people who have received both Moderna or Pfizer vaccine doses or one Johnson & Johnson dose and are considered fully immunized.

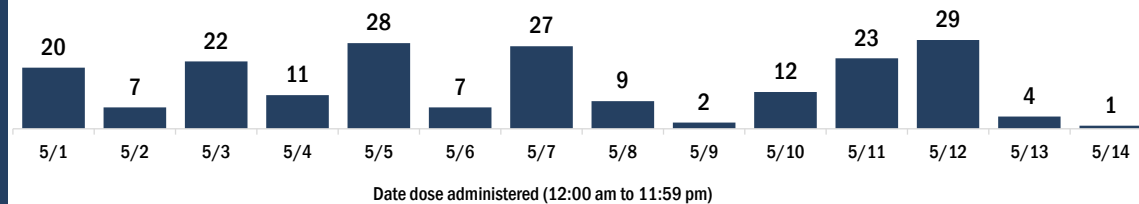
Demographic summary	First dose	Series complete	Total people vaccinated
<b>Age group</b>	<b>1,588</b>	<b>4,572</b>	<b>6,160</b>
16-24 years	92	130	222
25-34 years	239	230	469
35-44 years	329	369	698
45-54 years	343	591	934
55-64 years	343	1,036	1,379
65-74 years	146	1,331	1,477
75-84 years	67	692	759
85+ years	29	193	222
<b>Race</b>	<b>1,588</b>	<b>4,572</b>	<b>6,160</b>
White	982	3,620	4,602
Black	445	471	916
American Indian/Alaskan	3	21	24
Other	104	243	347
Unknown	54	217	271
<b>Other race</b> includes Asian, native Hawaiian/Pacific Islander, or other.			
<b>Ethnicity</b>	<b>1,588</b>	<b>4,572</b>	<b>6,160</b>
Hispanic	40	102	142
Non-Hispanic	765	3,377	4,142
Unknown	783	1,093	1,876
<b>Gender</b>	<b>1,588</b>	<b>4,572</b>	<b>6,160</b>
Female	485	2,479	2,964
Male	1,094	2,092	3,186
Unknown	9	1	10

## COVID-19 doses administered for the past 2 weeks

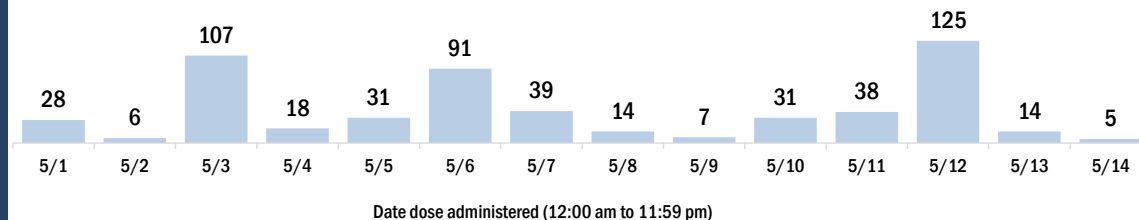


## Persons vaccinated for COVID-19 for the past 2 weeks

### Number of persons who received their first dose of a two-dose series of the COVID-19 vaccine



### Number of persons who completed the COVID-19 vaccine series



# COVID-19: Bay County vaccine summary

Vaccination data through May 14, 2021 as of May 15, 2021 at 12:05 AM

Data in this report are provisional and subject to change.

Data in this summary pertain to COVID-19 vaccines approved by the U.S. Food and Drug Administration and have been issued an Emergency Use Authorization (Janssen COVID-19 Vaccine, Moderna COVID-19 Vaccine and Pfizer-BioNTech COVID-19 Vaccine). These data summarize the number of people who have received either their first dose or have completed the series for a COVID-19 vaccine. **A person can only be counted in one category, first dose or series complete.** For persons receiving Moderna or Pfizer vaccines, once they receive their second dose, they are moved from the first dose column to the series completed column. **Because of this, the total first dose category may show a change from report to report not matching the total receiving their first dose from the previous day.** Persons receiving Johnson & Johnson vaccines will always be counted in the series completed column.

## COVID-19 doses for vaccinated persons in Florida

**Doses administered** 92,434

People receiving one dose of a 1-dose series (Johnson & Johnson) or receiving only one dose of a 2-dose series (Moderna, Pfizer) count once. Persons receiving both doses of a 2-dose series count twice.

## Current status of persons vaccinated for COVID-19 in Florida

**Total people vaccinated** 53,974

First dose 9,687

Series completed 44,287

Completed 1-dose series 5,827

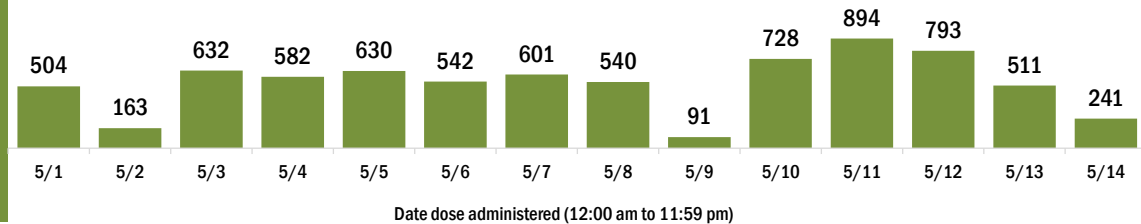
Completed 2-dose series 38,460

**First dose:** current number of people who have only received their first dose of the Moderna or Pfizer vaccine.

**Series complete:** current number of people who have received both Moderna or Pfizer vaccine doses or one Johnson & Johnson dose and are considered fully immunized.

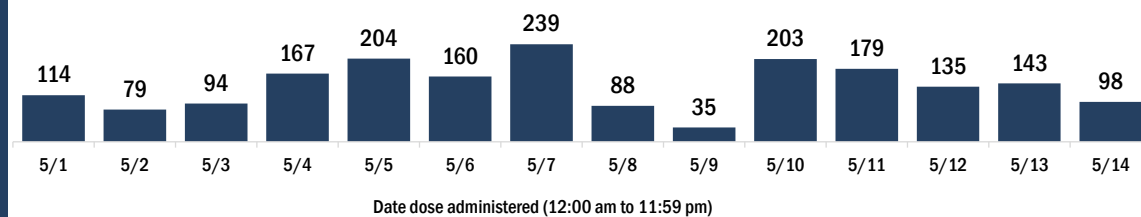
Demographic summary	First dose	Series complete	Total people vaccinated
<b>Age group</b>	<b>9,687</b>	<b>44,287</b>	<b>53,974</b>
16-24 years	979	1,577	2,556
25-34 years	1,176	2,642	3,818
35-44 years	1,377	4,032	5,409
45-54 years	1,594	5,654	7,248
55-64 years	2,186	10,144	12,330
65-74 years	1,415	12,292	13,707
75-84 years	690	6,080	6,770
85+ years	270	1,866	2,136
<b>Race</b>	<b>9,687</b>	<b>44,287</b>	<b>53,974</b>
White	5,884	31,063	36,947
Black	754	2,868	3,622
American Indian/Alaskan	51	208	259
Other	1,289	3,589	4,878
Unknown	1,709	6,559	8,268
<b>Other race</b> includes Asian, native Hawaiian/Pacific Islander, or other.			
<b>Ethnicity</b>	<b>9,687</b>	<b>44,287</b>	<b>53,974</b>
Hispanic	802	1,977	2,779
Non-Hispanic	5,390	27,096	32,486
Unknown	3,495	15,214	18,709
<b>Gender</b>	<b>9,687</b>	<b>44,287</b>	<b>53,974</b>
Female	5,255	24,401	29,656
Male	4,427	19,879	24,306
Unknown	5	7	12

## COVID-19 doses administered for the past 2 weeks

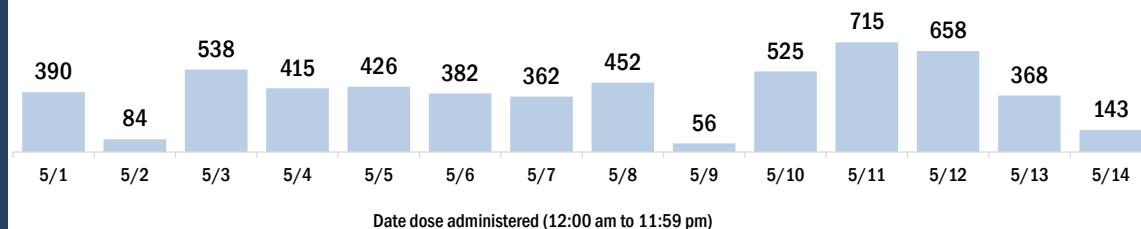


## Persons vaccinated for COVID-19 for the past 2 weeks

### Number of persons who received their first dose of a two-dose series of the COVID-19 vaccine



### Number of persons who completed the COVID-19 vaccine series



# COVID-19: Bradford County vaccine summary

Vaccination data through May 14, 2021 as of May 15, 2021 at 12:05 AM

Data in this report are provisional and subject to change.

Data in this summary pertain to COVID-19 vaccines approved by the U.S. Food and Drug Administration and have been issued an Emergency Use Authorization (Janssen COVID-19 Vaccine, Moderna COVID-19 Vaccine and Pfizer-BioNTech COVID-19 Vaccine). These data summarize the number of people who have received either their first dose or have completed the series for a COVID-19 vaccine. **A person can only be counted in one category, first dose or series complete.** For persons receiving Moderna or Pfizer vaccines, once they receive their second dose, they are moved from the first dose column to the series completed column. **Because of this, the total first dose category may show a change from report to report not matching the total receiving their first dose from the previous day.** Persons receiving Johnson & Johnson vaccines will always be counted in the series completed column.

## COVID-19 doses for vaccinated persons in Florida

**Doses administered** 11,890

People receiving one dose of a 1-dose series (Johnson & Johnson) or receiving only one dose of a 2-dose series (Moderna, Pfizer) count once. Persons receiving both doses of a 2-dose series count twice.

## Current status of persons vaccinated for COVID-19 in Florida

**Total people vaccinated** 6,913

First dose 1,565

Series completed 5,348

Completed 1-dose series 371

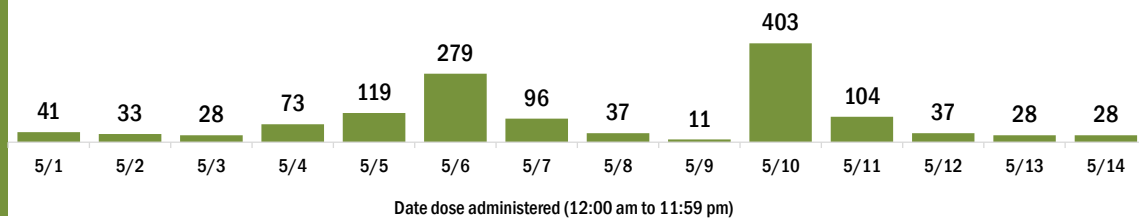
Completed 2-dose series 4,977

**First dose:** current number of people who have only received their first dose of the Moderna or Pfizer vaccine.

**Series complete:** current number of people who have received both Moderna or Pfizer vaccine doses or one Johnson & Johnson dose and are considered fully immunized.

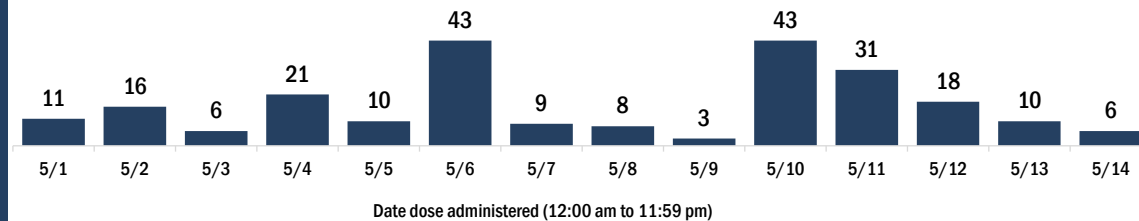
Demographic summary	First dose	Series complete	Total people vaccinated
<b>Age group</b>	<b>1,565</b>	<b>5,348</b>	<b>6,913</b>
16-24 years	112	122	234
25-34 years	251	284	535
35-44 years	364	440	804
45-54 years	314	663	977
55-64 years	305	1,220	1,525
65-74 years	129	1,512	1,641
75-84 years	67	842	909
85+ years	23	265	288
<b>Race</b>	<b>1,565</b>	<b>5,348</b>	<b>6,913</b>
White	886	3,874	4,760
Black	509	876	1,385
American Indian/Alaskan	3	31	34
Other	103	411	514
Unknown	64	156	220
<b>Other race</b> includes Asian, native Hawaiian/Pacific Islander, or other.			
<b>Ethnicity</b>	<b>1,565</b>	<b>5,348</b>	<b>6,913</b>
Hispanic	79	138	217
Non-Hispanic	830	4,656	5,486
Unknown	656	554	1,210
<b>Gender</b>	<b>1,565</b>	<b>5,348</b>	<b>6,913</b>
Female	426	2,736	3,162
Male	1,138	2,612	3,750
Unknown	1	0	1

## COVID-19 doses administered for the past 2 weeks

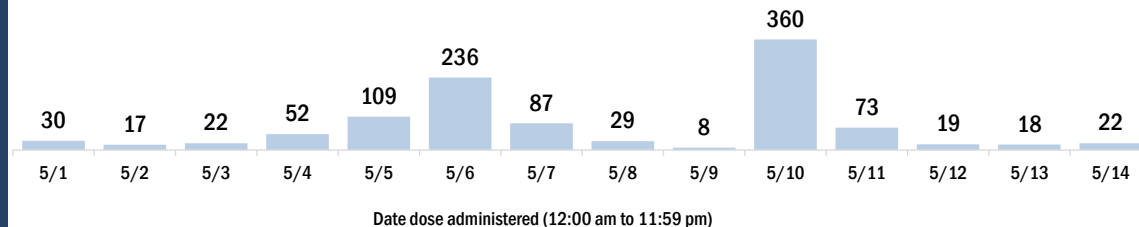


## Persons vaccinated for COVID-19 for the past 2 weeks

### Number of persons who received their first dose of a two-dose series of the COVID-19 vaccine



### Number of persons who completed the COVID-19 vaccine series



# COVID-19: Brevard County vaccine summary

Vaccination data through May 14, 2021 as of May 15, 2021 at 12:05 AM

Data in this report are provisional and subject to change.

Data in this summary pertain to COVID-19 vaccines approved by the U.S. Food and Drug Administration and have been issued an Emergency Use Authorization (Janssen COVID-19 Vaccine, Moderna COVID-19 Vaccine and Pfizer-BioNTech COVID-19 Vaccine). These data summarize the number of people who have received either their first dose or have completed the series for a COVID-19 vaccine. **A person can only be counted in one category, first dose or series complete.** For persons receiving Moderna or Pfizer vaccines, once they receive their second dose, they are moved from the first dose column to the series completed column. **Because of this, the total first dose category may show a change from report to report not matching the total receiving their first dose from the previous day.** Persons receiving Johnson & Johnson vaccines will always be counted in the series completed column.

## COVID-19 doses for vaccinated persons in Florida

**Doses administered** 447,775

People receiving one dose of a 1-dose series (Johnson & Johnson) or receiving only one dose of a 2-dose series (Moderna, Pfizer) count once. Persons receiving both doses of a 2-dose series count twice.

## Current status of persons vaccinated for COVID-19 in Florida

**Total people vaccinated** 258,752

First dose 50,128

Series completed 208,624

Completed 1-dose series 19,601

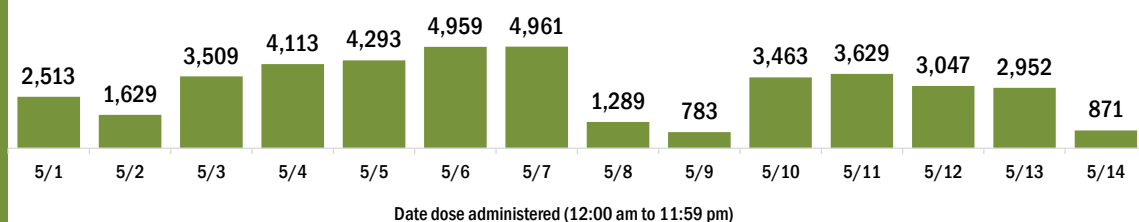
Completed 2-dose series 189,023

**First dose:** current number of people who have only received their first dose of the Moderna or Pfizer vaccine.

**Series complete:** current number of people who have received both Moderna or Pfizer vaccine doses or one Johnson & Johnson dose and are considered fully immunized.

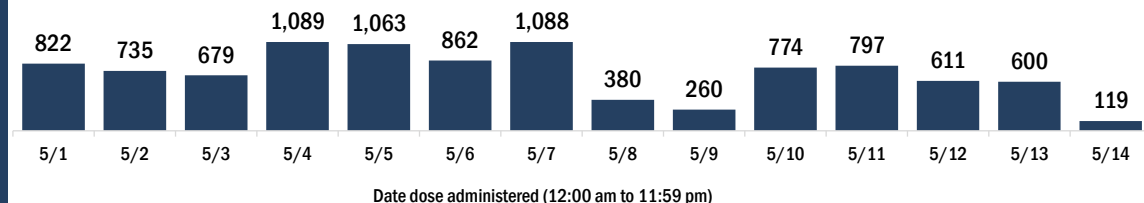
Demographic summary	First dose	Series complete	Total people vaccinated
<b>Age group</b>	50,128	208,624	258,752
16-24 years	5,447	8,573	14,020
25-34 years	6,126	12,564	18,690
35-44 years	6,450	16,833	23,283
45-54 years	7,246	24,485	31,731
55-64 years	10,420	47,854	58,274
65-74 years	7,821	55,510	63,331
75-84 years	4,546	31,393	35,939
85+ years	2,072	11,412	13,484
<b>Race</b>	50,128	208,624	258,752
White	32,207	141,740	173,947
Black	4,033	10,974	15,007
American Indian/Alaskan	298	895	1,193
Other	5,200	19,086	24,286
Unknown	8,390	35,929	44,319
<b>Other race</b> includes Asian, native Hawaiian/Pacific Islander, or other.			
<b>Ethnicity</b>	50,128	208,624	258,752
Hispanic	4,542	11,792	16,334
Non-Hispanic	27,861	119,090	146,951
Unknown	17,725	77,742	95,467
<b>Gender</b>	50,128	208,624	258,752
Female	26,414	117,404	143,818
Male	23,594	91,001	114,595
Unknown	120	219	339

## COVID-19 doses administered for the past 2 weeks

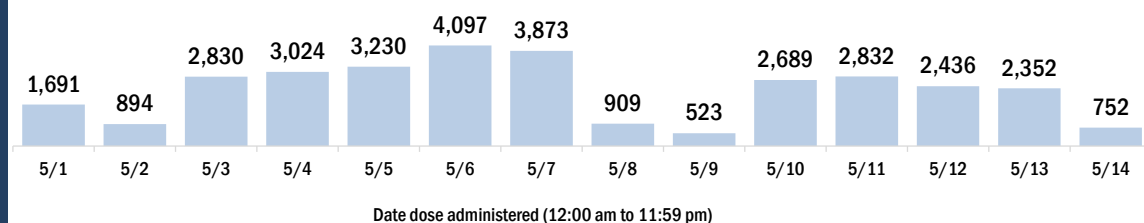


## Persons vaccinated for COVID-19 for the past 2 weeks

### Number of persons who received their first dose of a two-dose series of the COVID-19 vaccine



### Number of persons who completed the COVID-19 vaccine series





# COVID-19: Broward County vaccine summary

Vaccination data through May 14, 2021 as of May 15, 2021 at 12:05 AM

Data in this report are provisional and subject to change.

Data in this summary pertain to COVID-19 vaccines approved by the U.S. Food and Drug Administration and have been issued an Emergency Use Authorization (Janssen COVID-19 Vaccine, Moderna COVID-19 Vaccine and Pfizer-BioNTech COVID-19 Vaccine). These data summarize the number of people who have received either their first dose or have completed the series for a COVID-19 vaccine. **A person can only be counted in one category, first dose or series complete.** For persons receiving Moderna or Pfizer vaccines, once they receive their second dose, they are moved from the first dose column to the series completed column. **Because of this, the total first dose category may show a change from report to report not matching the total receiving their first dose from the previous day.** Persons receiving Johnson & Johnson vaccines will always be counted in the series completed column.

## COVID-19 doses for vaccinated persons in Florida

**Doses administered** 1,539,690

People receiving one dose of a 1-dose series (Johnson & Johnson) or receiving only one dose of a 2-dose series (Moderna, Pfizer) count once. Persons receiving both doses of a 2-dose series count twice.

## Current status of persons vaccinated for COVID-19 in Florida

**Total people vaccinated** 904,166

First dose 211,157

Series completed 693,009

Completed 1-dose series 57,485

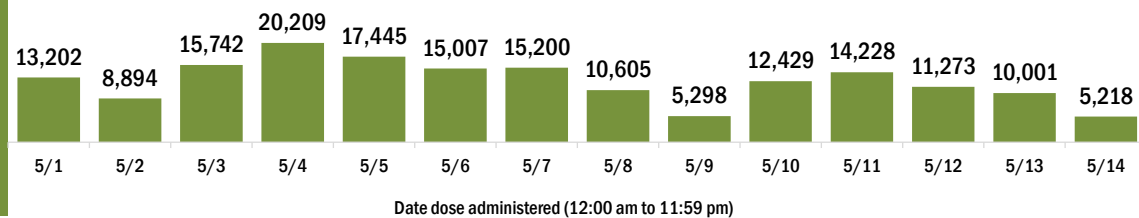
Completed 2-dose series 635,524

**First dose:** current number of people who have only received their first dose of the Moderna or Pfizer vaccine.

**Series complete:** current number of people who have received both Moderna or Pfizer vaccine doses or one Johnson & Johnson dose and are considered fully immunized.

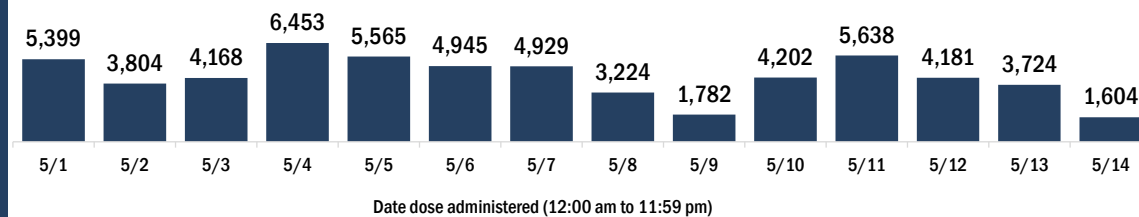
Demographic summary	First dose	Series complete	Total people vaccinated
<b>Age group</b>	<b>211,157</b>	<b>693,009</b>	<b>904,166</b>
16-24 years	25,246	40,824	66,070
25-34 years	27,211	59,072	86,283
35-44 years	33,497	87,177	120,674
45-54 years	37,517	120,357	157,874
55-64 years	37,258	153,257	190,515
65-74 years	28,493	137,649	166,142
75-84 years	14,931	69,377	84,308
85+ years	7,004	25,296	32,300
<b>Race</b>	<b>211,157</b>	<b>693,009</b>	<b>904,166</b>
White	114,174	426,003	540,177
Black	29,182	84,844	114,026
American Indian/Alaskan	1,073	2,793	3,866
Other	25,552	83,244	108,796
Unknown	41,176	96,125	137,301
<b>Other race</b> includes Asian, native Hawaiian/Pacific Islander, or other.			
<b>Ethnicity</b>	<b>211,157</b>	<b>693,009</b>	<b>904,166</b>
Hispanic	62,315	164,345	226,660
Non-Hispanic	75,987	333,316	409,303
Unknown	72,855	195,348	268,203
<b>Gender</b>	<b>211,157</b>	<b>693,009</b>	<b>904,166</b>
Female	110,869	374,070	484,939
Male	99,598	317,687	417,285
Unknown	690	1,252	1,942

## COVID-19 doses administered for the past 2 weeks

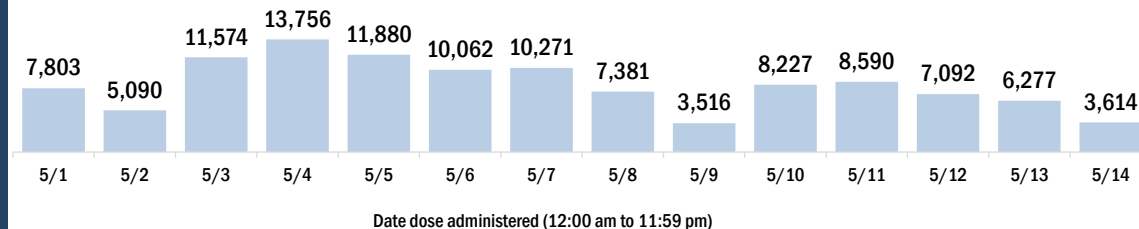


## Persons vaccinated for COVID-19 for the past 2 weeks

### Number of persons who received their first dose of a two-dose series of the COVID-19 vaccine



### Number of persons who completed the COVID-19 vaccine series



# COVID-19: Calhoun County vaccine summary

Vaccination data through May 14, 2021 as of May 15, 2021 at 12:05 AM

Data in this report are provisional and subject to change.

Data in this summary pertain to COVID-19 vaccines approved by the U.S. Food and Drug Administration and have been issued an Emergency Use Authorization (Janssen COVID-19 Vaccine, Moderna COVID-19 Vaccine and Pfizer-BioNTech COVID-19 Vaccine). These data summarize the number of people who have received either their first dose or have completed the series for a COVID-19 vaccine. **A person can only be counted in one category, first dose or series complete.** For persons receiving Moderna or Pfizer vaccines, once they receive their second dose, they are moved from the first dose column to the series completed column. **Because of this, the total first dose category may show a change from report to report not matching the total receiving their first dose from the previous day.** Persons receiving Johnson & Johnson vaccines will always be counted in the series completed column.

## COVID-19 doses for vaccinated persons in Florida

**Doses administered** 5,600

People receiving one dose of a 1-dose series (Johnson & Johnson) or receiving only one dose of a 2-dose series (Moderna, Pfizer) count once. Persons receiving both doses of a 2-dose series count twice.

## Current status of persons vaccinated for COVID-19 in Florida

**Total people vaccinated** 3,310

First dose 819

Series completed 2,491

Completed 1-dose series 201

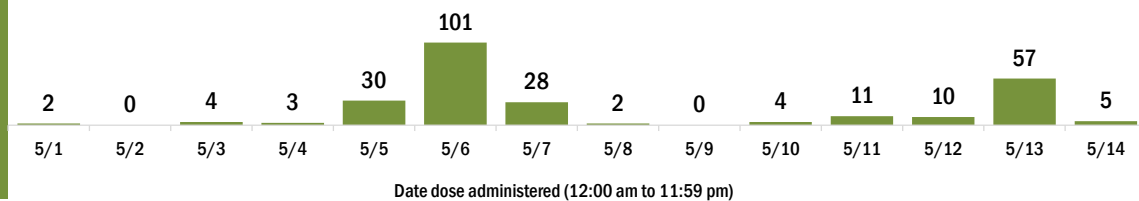
Completed 2-dose series 2,290

**First dose:** current number of people who have only received their first dose of the Moderna or Pfizer vaccine.

**Series complete:** current number of people who have received both Moderna or Pfizer vaccine doses or one Johnson & Johnson dose and are considered fully immunized.

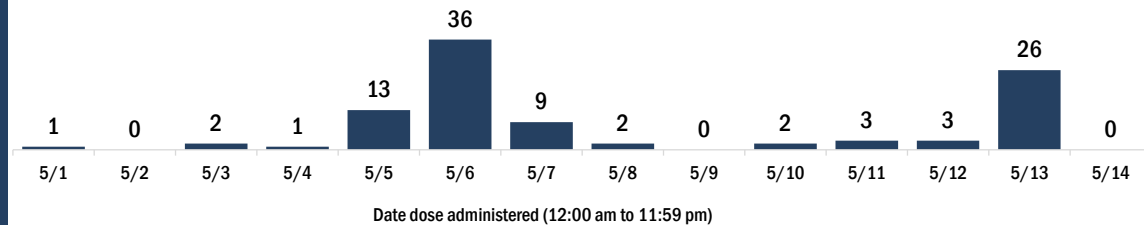
Demographic summary	First dose	Series complete	Total people vaccinated
<b>Age group</b>	<b>819</b>	<b>2,491</b>	<b>3,310</b>
16-24 years	51	44	95
25-34 years	99	79	178
35-44 years	168	135	303
45-54 years	188	260	448
55-64 years	159	500	659
65-74 years	87	818	905
75-84 years	48	471	519
85+ years	19	184	203
<b>Race</b>	<b>819</b>	<b>2,491</b>	<b>3,310</b>
White	501	1,757	2,258
Black	200	172	372
American Indian/Alaskan	5	16	21
Other	62	335	397
Unknown	51	211	262
<b>Other race</b> includes Asian, native Hawaiian/Pacific Islander, or other.			
<b>Ethnicity</b>	<b>819</b>	<b>2,491</b>	<b>3,310</b>
Hispanic	8	52	60
Non-Hispanic	197	1,393	1,590
Unknown	614	1,046	1,660
<b>Gender</b>	<b>819</b>	<b>2,491</b>	<b>3,310</b>
Female	200	1,385	1,585
Male	619	1,105	1,724
Unknown	0	1	1

## COVID-19 doses administered for the past 2 weeks

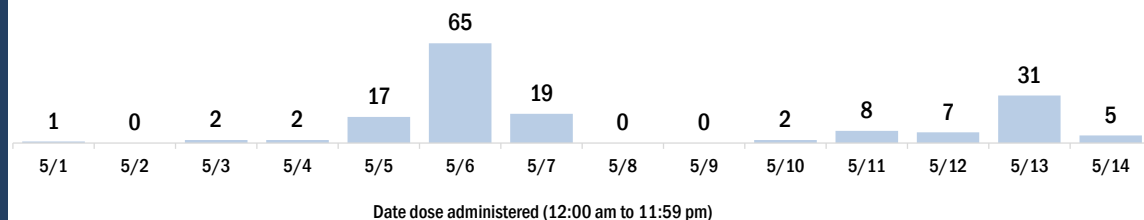


## Persons vaccinated for COVID-19 for the past 2 weeks

### Number of persons who received their first dose of a two-dose series of the COVID-19 vaccine



### Number of persons who completed the COVID-19 vaccine series





# COVID-19: Charlotte County vaccine summary

Vaccination data through May 14, 2021 as of May 15, 2021 at 12:05 AM

Data in this report are provisional and subject to change.

Data in this summary pertain to COVID-19 vaccines approved by the U.S. Food and Drug Administration and have been issued an Emergency Use Authorization (Janssen COVID-19 Vaccine, Moderna COVID-19 Vaccine and Pfizer-BioNTech COVID-19 Vaccine). These data summarize the number of people who have received either their first dose or have completed the series for a COVID-19 vaccine. **A person can only be counted in one category, first dose or series complete.** For persons receiving Moderna or Pfizer vaccines, once they receive their second dose, they are moved from the first dose column to the series completed column. **Because of this, the total first dose category may show a change from report to report not matching the total receiving their first dose from the previous day.** Persons receiving Johnson & Johnson vaccines will always be counted in the series completed column.

## COVID-19 doses for vaccinated persons in Florida

**Doses administered** 184,654

People receiving one dose of a 1-dose series (Johnson & Johnson) or receiving only one dose of a 2-dose series (Moderna, Pfizer) count once. Persons receiving both doses of a 2-dose series count twice.

## Current status of persons vaccinated for COVID-19 in Florida

**Total people vaccinated** 107,207

First dose 23,632

Series completed 83,575

Completed 1-dose series 6,128

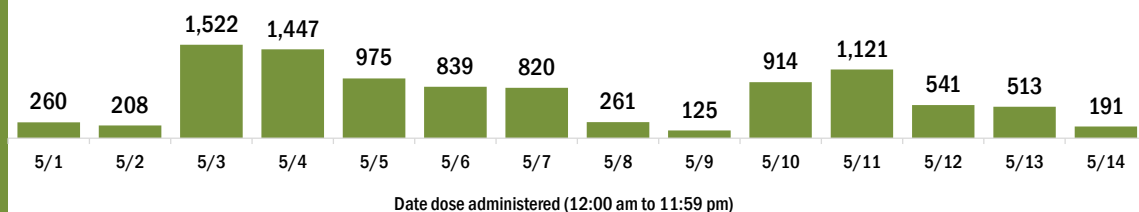
Completed 2-dose series 77,447

**First dose:** current number of people who have only received their first dose of the Moderna or Pfizer vaccine.

**Series complete:** current number of people who have received both Moderna or Pfizer vaccine doses or one Johnson & Johnson dose and are considered fully immunized.

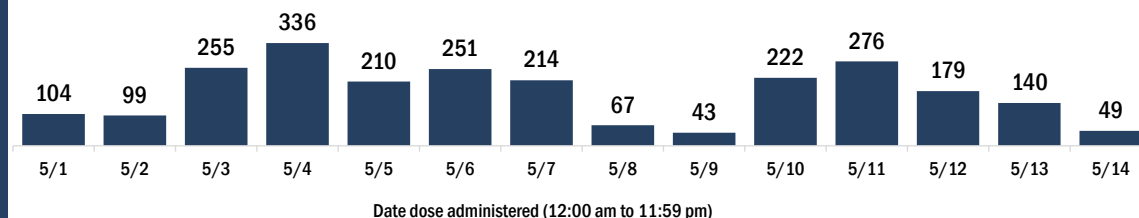
Demographic summary	First dose	Series complete	Total people vaccinated
<b>Age group</b>	<b>23,632</b>	<b>83,575</b>	<b>107,207</b>
16-24 years	1,028	1,275	2,303
25-34 years	1,008	1,966	2,974
35-44 years	1,350	2,819	4,169
45-54 years	2,294	5,728	8,022
55-64 years	5,230	16,160	21,390
65-74 years	6,768	31,427	38,195
75-84 years	4,442	18,778	23,220
85+ years	1,512	5,422	6,934
<b>Race</b>	<b>23,632</b>	<b>83,575</b>	<b>107,207</b>
White	17,631	63,859	81,490
Black	782	1,745	2,527
American Indian/Alaskan	144	338	482
Other	1,723	5,494	7,217
Unknown	3,352	12,139	15,491
<b>Other race</b> includes Asian, native Hawaiian/Pacific Islander, or other.			
<b>Ethnicity</b>	<b>23,632</b>	<b>83,575</b>	<b>107,207</b>
Hispanic	1,102	2,405	3,507
Non-Hispanic	13,643	51,270	64,913
Unknown	8,887	29,900	38,787
<b>Gender</b>	<b>23,632</b>	<b>83,575</b>	<b>107,207</b>
Female	12,408	46,132	58,540
Male	11,192	37,415	48,607
Unknown	32	28	60

## COVID-19 doses administered for the past 2 weeks

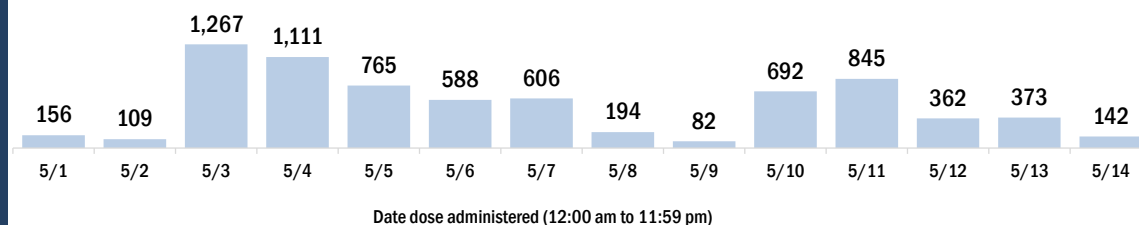


## Persons vaccinated for COVID-19 for the past 2 weeks

### Number of persons who received their first dose of a two-dose series of the COVID-19 vaccine



### Number of persons who completed the COVID-19 vaccine series



# COVID-19: Citrus County vaccine summary

Vaccination data through May 14, 2021 as of May 15, 2021 at 12:05 AM

Data in this report are provisional and subject to change.

Data in this summary pertain to COVID-19 vaccines approved by the U.S. Food and Drug Administration and have been issued an Emergency Use Authorization (Janssen COVID-19 Vaccine, Moderna COVID-19 Vaccine and Pfizer-BioNTech COVID-19 Vaccine). These data summarize the number of people who have received either their first dose or have completed the series for a COVID-19 vaccine. **A person can only be counted in one category, first dose or series complete.** For persons receiving Moderna or Pfizer vaccines, once they receive their second dose, they are moved from the first dose column to the series completed column. **Because of this, the total first dose category may show a change from report to report not matching the total receiving their first dose from the previous day.** Persons receiving Johnson & Johnson vaccines will always be counted in the series completed column.

## COVID-19 doses for vaccinated persons in Florida

**Doses administered** 113,418

People receiving one dose of a 1-dose series (Johnson & Johnson) or receiving only one dose of a 2-dose series (Moderna, Pfizer) count once. Persons receiving both doses of a 2-dose series count twice.

## Current status of persons vaccinated for COVID-19 in Florida

**Total people vaccinated** 62,706

First dose 9,831

Series completed 52,875

Completed 1-dose series 2,163

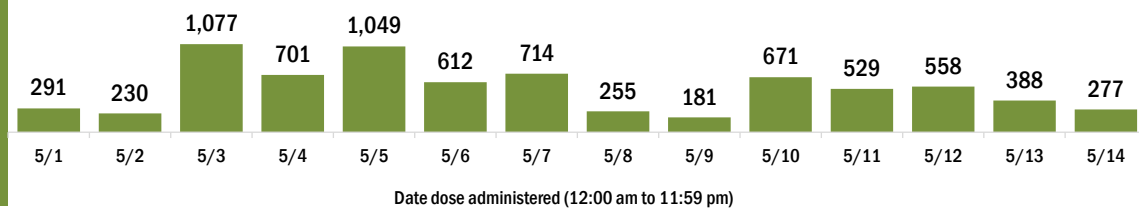
Completed 2-dose series 50,712

**First dose:** current number of people who have only received their first dose of the Moderna or Pfizer vaccine.

**Series complete:** current number of people who have received both Moderna or Pfizer vaccine doses or one Johnson & Johnson dose and are considered fully immunized.

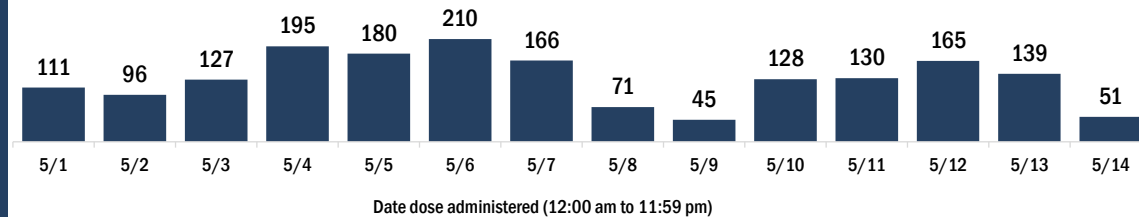
Demographic summary	First dose	Series complete	Total people vaccinated
<b>Age group</b>	<b>9,831</b>	<b>52,875</b>	<b>62,706</b>
16-24 years	591	916	1,507
25-34 years	621	1,315	1,936
35-44 years	686	1,887	2,573
45-54 years	1,179	3,651	4,830
55-64 years	2,055	9,555	11,610
65-74 years	2,552	19,099	21,651
75-84 years	1,621	12,726	14,347
85+ years	526	3,726	4,252
<b>Race</b>	<b>9,831</b>	<b>52,875</b>	<b>62,706</b>
White	7,276	40,090	47,366
Black	222	794	1,016
American Indian/Alaskan	52	289	341
Other	731	3,461	4,192
Unknown	1,550	8,241	9,791
<b>Other race</b> includes Asian, native Hawaiian/Pacific Islander, or other.			
<b>Ethnicity</b>	<b>9,831</b>	<b>52,875</b>	<b>62,706</b>
Hispanic	452	1,748	2,200
Non-Hispanic	5,976	31,809	37,785
Unknown	3,403	19,318	22,721
<b>Gender</b>	<b>9,831</b>	<b>52,875</b>	<b>62,706</b>
Female	5,368	29,934	35,302
Male	4,441	22,927	27,368
Unknown	22	14	36

## COVID-19 doses administered for the past 2 weeks

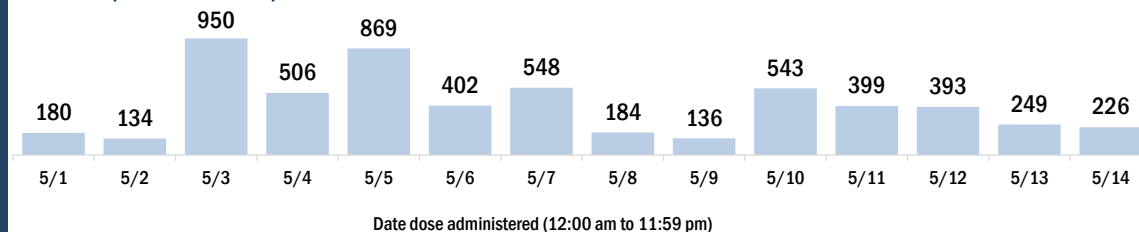


## Persons vaccinated for COVID-19 for the past 2 weeks

### Number of persons who received their first dose of a two-dose series of the COVID-19 vaccine



### Number of persons who completed the COVID-19 vaccine series



# COVID-19: Clay County vaccine summary

Vaccination data through May 14, 2021 as of May 15, 2021 at 12:05 AM

Data in this report are provisional and subject to change.

Data in this summary pertain to COVID-19 vaccines approved by the U.S. Food and Drug Administration and have been issued an Emergency Use Authorization (Janssen COVID-19 Vaccine, Moderna COVID-19 Vaccine and Pfizer-BioNTech COVID-19 Vaccine). These data summarize the number of people who have received either their first dose or have completed the series for a COVID-19 vaccine. **A person can only be counted in one category, first dose or series complete.** For persons receiving Moderna or Pfizer vaccines, once they receive their second dose, they are moved from the first dose column to the series completed column. **Because of this, the total first dose category may show a change from report to report not matching the total receiving their first dose from the previous day.** Persons receiving Johnson & Johnson vaccines will always be counted in the series completed column.

## COVID-19 doses for vaccinated persons in Florida

**Doses administered** 118,503

People receiving one dose of a 1-dose series (Johnson & Johnson) or receiving only one dose of a 2-dose series (Moderna, Pfizer) count once. Persons receiving both doses of a 2-dose series count twice.

## Current status of persons vaccinated for COVID-19 in Florida

**Total people vaccinated** 66,684

First dose 11,198

Series completed 55,486

Completed 1-dose series 3,667

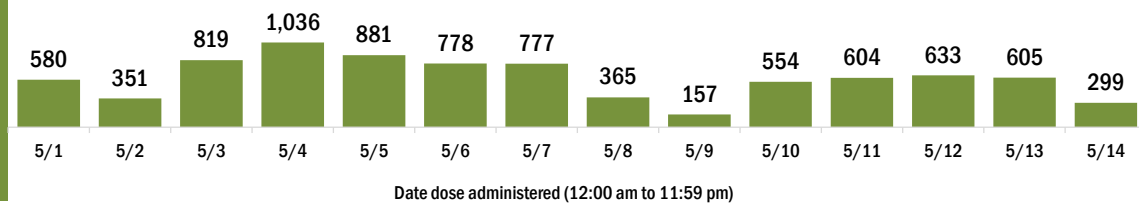
Completed 2-dose series 51,819

**First dose:** current number of people who have only received their first dose of the Moderna or Pfizer vaccine.

**Series complete:** current number of people who have received both Moderna or Pfizer vaccine doses or one Johnson & Johnson dose and are considered fully immunized.

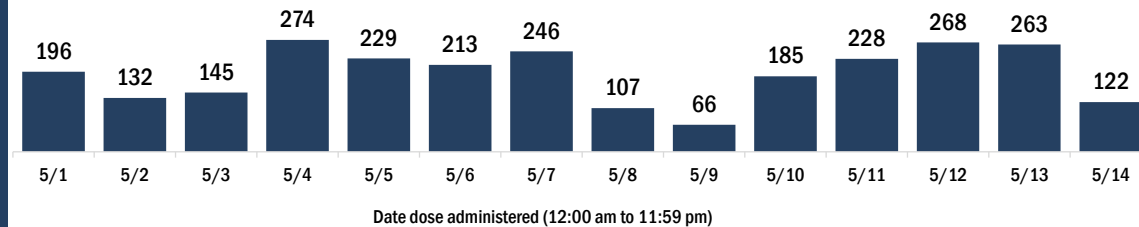
Demographic summary	First dose	Series complete	Total people vaccinated
<b>Age group</b>	<b>11,198</b>	<b>55,486</b>	<b>66,684</b>
16-24 years	1,543	2,867	4,410
25-34 years	1,392	3,357	4,749
35-44 years	1,747	5,465	7,212
45-54 years	1,928	8,051	9,979
55-64 years	2,232	12,115	14,347
65-74 years	1,220	14,384	15,604
75-84 years	789	7,123	7,912
85+ years	347	2,124	2,471
<b>Race</b>	<b>11,198</b>	<b>55,486</b>	<b>66,684</b>
White	6,391	38,994	45,385
Black	983	4,020	5,003
American Indian/Alaskan	50	250	300
Other	1,536	5,471	7,007
Unknown	2,238	6,751	8,989
<b>Other race</b> includes Asian, native Hawaiian/Pacific Islander, or other.			
<b>Ethnicity</b>	<b>11,198</b>	<b>55,486</b>	<b>66,684</b>
Hispanic	864	3,149	4,013
Non-Hispanic	6,293	39,520	45,813
Unknown	4,041	12,817	16,858
<b>Gender</b>	<b>11,198</b>	<b>55,486</b>	<b>66,684</b>
Female	6,045	31,693	37,738
Male	4,982	23,788	28,770
Unknown	171	5	176

## COVID-19 doses administered for the past 2 weeks

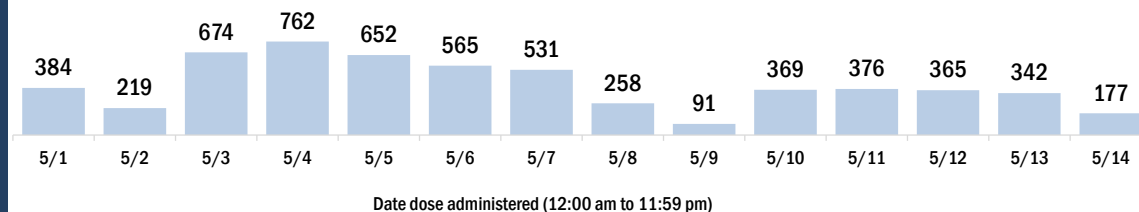


## Persons vaccinated for COVID-19 for the past 2 weeks

### Number of persons who received their first dose of a two-dose series of the COVID-19 vaccine



### Number of persons who completed the COVID-19 vaccine series



# COVID-19: Collier County vaccine summary

Vaccination data through May 14, 2021 as of May 15, 2021 at 12:05 AM

Data in this report are provisional and subject to change.

Data in this summary pertain to COVID-19 vaccines approved by the U.S. Food and Drug Administration and have been issued an Emergency Use Authorization (Janssen COVID-19 Vaccine, Moderna COVID-19 Vaccine and Pfizer-BioNTech COVID-19 Vaccine). These data summarize the number of people who have received either their first dose or have completed the series for a COVID-19 vaccine. **A person can only be counted in one category, first dose or series complete.** For persons receiving Moderna or Pfizer vaccines, once they receive their second dose, they are moved from the first dose column to the series completed column. **Because of this, the total first dose category may show a change from report to report not matching the total receiving their first dose from the previous day.** Persons receiving Johnson & Johnson vaccines will always be counted in the series completed column.

## COVID-19 doses for vaccinated persons in Florida

**Doses administered** 348,021

People receiving one dose of a 1-dose series (Johnson & Johnson) or receiving only one dose of a 2-dose series (Moderna, Pfizer) count once. Persons receiving both doses of a 2-dose series count twice.

## Current status of persons vaccinated for COVID-19 in Florida

**Total people vaccinated** 199,629

First dose 36,995

Series completed 162,634

Completed 1-dose series 14,242

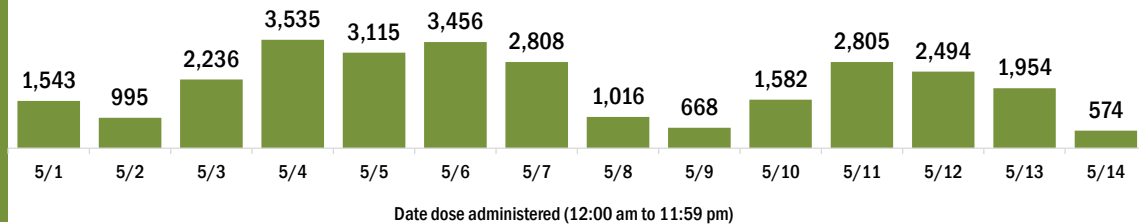
Completed 2-dose series 148,392

**First dose:** current number of people who have only received their first dose of the Moderna or Pfizer vaccine.

**Series complete:** current number of people who have received both Moderna or Pfizer vaccine doses or one Johnson & Johnson dose and are considered fully immunized.

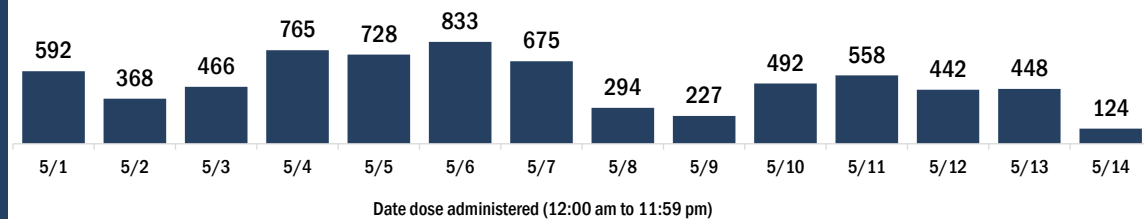
Demographic summary	First dose	Series complete	Total people vaccinated
<b>Age group</b>	36,995	162,634	199,629
16-24 years	3,191	4,411	7,602
25-34 years	3,244	6,607	9,851
35-44 years	4,152	9,304	13,456
45-54 years	5,319	14,886	20,205
55-64 years	7,171	29,587	36,758
65-74 years	7,178	51,980	59,158
75-84 years	4,851	35,550	40,401
85+ years	1,889	10,309	12,198
<b>Race</b>	36,995	162,634	199,629
White	23,907	107,855	131,762
Black	943	2,379	3,322
American Indian/Alaskan	129	501	630
Other	4,273	13,341	17,614
Unknown	7,743	38,558	46,301
<b>Other race</b> includes Asian, native Hawaiian/Pacific Islander, or other.			
<b>Ethnicity</b>	36,995	162,634	199,629
Hispanic	7,235	14,732	21,967
Non-Hispanic	15,019	74,514	89,533
Unknown	14,741	73,388	88,129
<b>Gender</b>	36,995	162,634	199,629
Female	19,422	88,402	107,824
Male	17,336	73,944	91,280
Unknown	237	288	525

## COVID-19 doses administered for the past 2 weeks

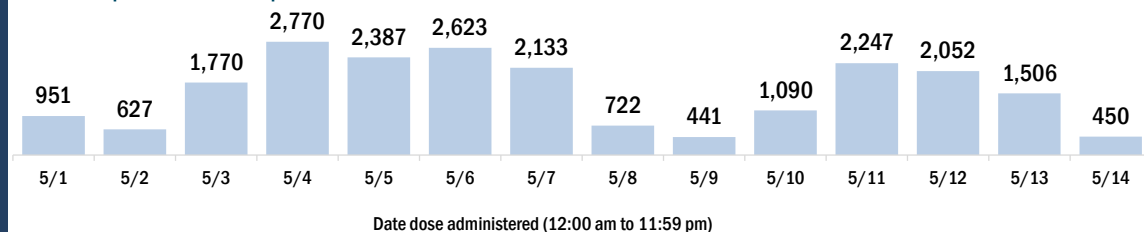


## Persons vaccinated for COVID-19 for the past 2 weeks

### Number of persons who received their first dose of a two-dose series of the COVID-19 vaccine



### Number of persons who completed the COVID-19 vaccine series



# COVID-19: Columbia County vaccine summary

Vaccination data through May 14, 2021 as of May 15, 2021 at 12:05 AM

Data in this report are provisional and subject to change.

Data in this summary pertain to COVID-19 vaccines approved by the U.S. Food and Drug Administration and have been issued an Emergency Use Authorization (Janssen COVID-19 Vaccine, Moderna COVID-19 Vaccine and Pfizer-BioNTech COVID-19 Vaccine). These data summarize the number of people who have received either their first dose or have completed the series for a COVID-19 vaccine. **A person can only be counted in one category, first dose or series complete.** For persons receiving Moderna or Pfizer vaccines, once they receive their second dose, they are moved from the first dose column to the series completed column. **Because of this, the total first dose category may show a change from report to report not matching the total receiving their first dose from the previous day.** Persons receiving Johnson & Johnson vaccines will always be counted in the series completed column.

## COVID-19 doses for vaccinated persons in Florida

**Doses administered** 29,275

People receiving one dose of a 1-dose series (Johnson & Johnson) or receiving only one dose of a 2-dose series (Moderna, Pfizer) count once. Persons receiving both doses of a 2-dose series count twice.

## Current status of persons vaccinated for COVID-19 in Florida

**Total people vaccinated** 16,832

First dose 2,632

Series completed 14,200

Completed 1-dose series 1,757

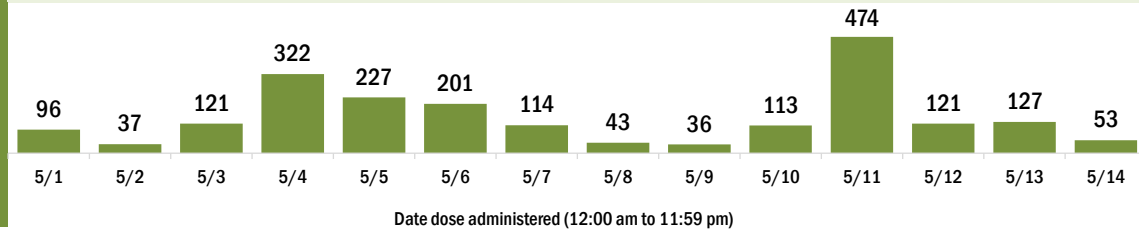
Completed 2-dose series 12,443

**First dose:** current number of people who have only received their first dose of the Moderna or Pfizer vaccine.

**Series complete:** current number of people who have received both Moderna or Pfizer vaccine doses or one Johnson & Johnson dose and are considered fully immunized.

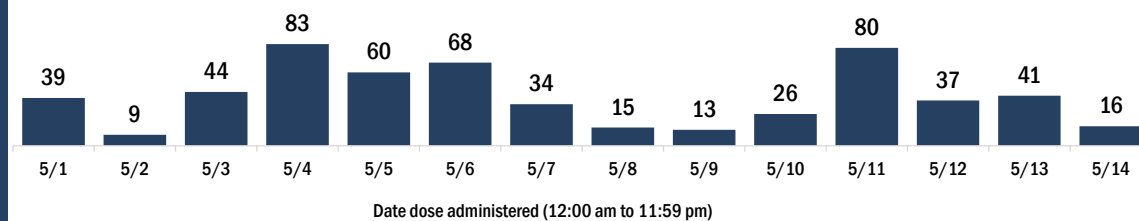
Demographic summary	First dose	Series complete	Total people vaccinated
<b>Age group</b>	<b>2,632</b>	<b>14,200</b>	<b>16,832</b>
16-24 years	306	501	807
25-34 years	297	660	957
35-44 years	365	1,005	1,370
45-54 years	473	1,621	2,094
55-64 years	617	2,950	3,567
65-74 years	345	4,307	4,652
75-84 years	171	2,446	2,617
85+ years	58	710	768
<b>Race</b>	<b>2,632</b>	<b>14,200</b>	<b>16,832</b>
White	1,563	10,154	11,717
Black	425	1,634	2,059
American Indian/Alaskan	11	73	84
Other	292	973	1,265
Unknown	341	1,366	1,707
<b>Other race</b> includes Asian, native Hawaiian/Pacific Islander, or other.			
<b>Ethnicity</b>	<b>2,632</b>	<b>14,200</b>	<b>16,832</b>
Hispanic	185	529	714
Non-Hispanic	1,433	10,270	11,703
Unknown	1,014	3,401	4,415
<b>Gender</b>	<b>2,632</b>	<b>14,200</b>	<b>16,832</b>
Female	1,107	8,007	9,114
Male	1,520	6,193	7,713
Unknown	5	0	5

## COVID-19 doses administered for the past 2 weeks

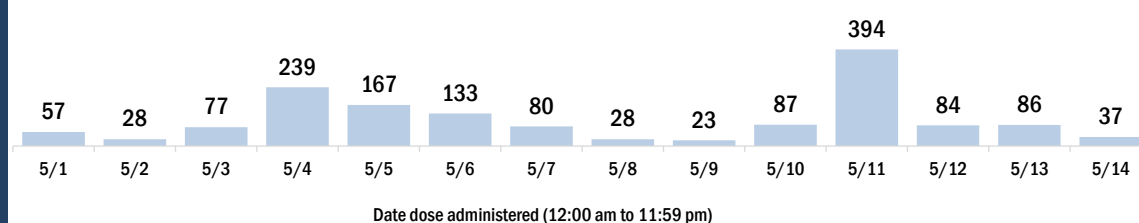


## Persons vaccinated for COVID-19 for the past 2 weeks

### Number of persons who received their first dose of a two-dose series of the COVID-19 vaccine



### Number of persons who completed the COVID-19 vaccine series



# COVID-19: Dade County vaccine summary

Vaccination data through May 14, 2021 as of May 15, 2021 at 12:05 AM

Data in this report are provisional and subject to change.

Data in this summary pertain to COVID-19 vaccines approved by the U.S. Food and Drug Administration and have been issued an Emergency Use Authorization (Janssen COVID-19 Vaccine, Moderna COVID-19 Vaccine and Pfizer-BioNTech COVID-19 Vaccine). These data summarize the number of people who have received either their first dose or have completed the series for a COVID-19 vaccine. **A person can only be counted in one category, first dose or series complete.** For persons receiving Moderna or Pfizer vaccines, once they receive their second dose, they are moved from the first dose column to the series completed column. **Because of this, the total first dose category may show a change from report to report not matching the total receiving their first dose from the previous day.** Persons receiving Johnson & Johnson vaccines will always be counted in the series completed column.

## COVID-19 doses for vaccinated persons in Florida

**Doses administered** 2,283,188

People receiving one dose of a 1-dose series (Johnson & Johnson) or receiving only one dose of a 2-dose series (Moderna, Pfizer) count once. Persons receiving both doses of a 2-dose series count twice.

## Current status of persons vaccinated for COVID-19 in Florida

**Total people vaccinated** 1,376,623

First dose 341,769

Series completed 1,034,854

Completed 1-dose series 128,289

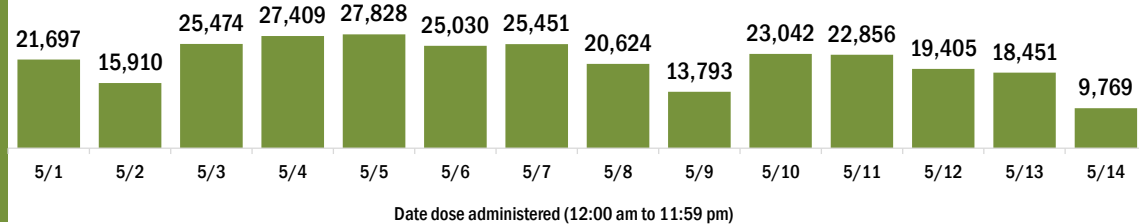
Completed 2-dose series 906,565

**First dose:** current number of people who have only received their first dose of the Moderna or Pfizer vaccine.

**Series complete:** current number of people who have received both Moderna or Pfizer vaccine doses or one Johnson & Johnson dose and are considered fully immunized.

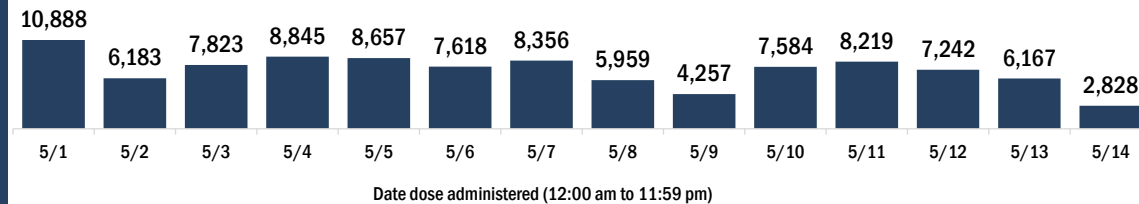
Demographic summary	First dose	Series complete	Total people vaccinated
<b>Age group</b>	<b>341,769</b>	<b>1,034,854</b>	<b>1,376,623</b>
16-24 years	37,660	64,338	101,998
25-34 years	50,070	103,884	153,954
35-44 years	58,400	140,494	198,894
45-54 years	63,745	187,959	251,704
55-64 years	57,383	211,734	269,117
65-74 years	42,441	179,857	222,298
75-84 years	22,335	106,162	128,497
85+ years	9,735	40,426	50,161
<b>Race</b>	<b>341,769</b>	<b>1,034,854</b>	<b>1,376,623</b>
White	226,342	731,474	957,816
Black	22,049	65,447	87,496
American Indian/Alaskan	1,494	2,376	3,870
Other	42,259	113,536	155,795
Unknown	49,625	122,021	171,646
<b>Other race</b> includes Asian, native Hawaiian/Pacific Islander, or other.			
<b>Ethnicity</b>	<b>341,769</b>	<b>1,034,854</b>	<b>1,376,623</b>
Hispanic	184,549	519,327	703,876
Non-Hispanic	51,871	210,841	262,712
Unknown	105,349	304,686	410,035
<b>Gender</b>	<b>341,769</b>	<b>1,034,854</b>	<b>1,376,623</b>
Female	175,911	559,742	735,653
Male	163,636	473,287	636,923
Unknown	2,222	1,825	4,047

## COVID-19 doses administered for the past 2 weeks

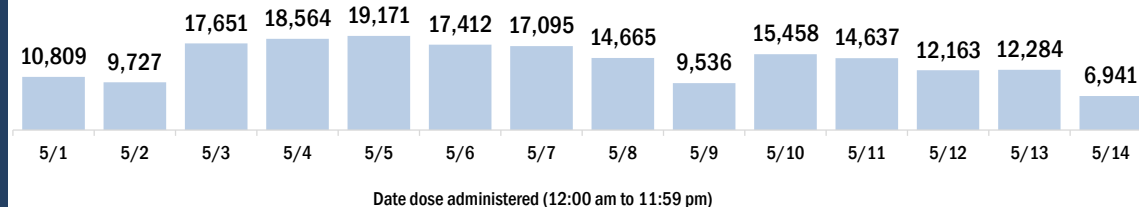


## Persons vaccinated for COVID-19 for the past 2 weeks

### Number of persons who received their first dose of a two-dose series of the COVID-19 vaccine



### Number of persons who completed the COVID-19 vaccine series





# COVID-19: Desoto County vaccine summary

Vaccination data through May 14, 2021 as of May 15, 2021 at 12:05 AM

Data in this report are provisional and subject to change.

Data in this summary pertain to COVID-19 vaccines approved by the U.S. Food and Drug Administration and have been issued an Emergency Use Authorization (Janssen COVID-19 Vaccine, Moderna COVID-19 Vaccine and Pfizer-BioNTech COVID-19 Vaccine). These data summarize the number of people who have received either their first dose or have completed the series for a COVID-19 vaccine. **A person can only be counted in one category, first dose or series complete.** For persons receiving Moderna or Pfizer vaccines, once they receive their second dose, they are moved from the first dose column to the series completed column. **Because of this, the total first dose category may show a change from report to report not matching the total receiving their first dose from the previous day.** Persons receiving Johnson & Johnson vaccines will always be counted in the series completed column.

## COVID-19 doses for vaccinated persons in Florida

**Doses administered** 20,670

People receiving one dose of a 1-dose series (Johnson & Johnson) or receiving only one dose of a 2-dose series (Moderna, Pfizer) count once. Persons receiving both doses of a 2-dose series count twice.

## Current status of persons vaccinated for COVID-19 in Florida

**Total people vaccinated** 12,647

First dose 3,962

Series completed 8,685

Completed 1-dose series 662

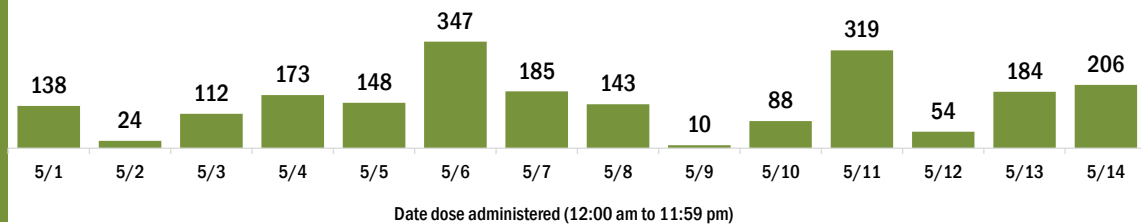
Completed 2-dose series 8,023

**First dose:** current number of people who have only received their first dose of the Moderna or Pfizer vaccine.

**Series complete:** current number of people who have received both Moderna or Pfizer vaccine doses or one Johnson & Johnson dose and are considered fully immunized.

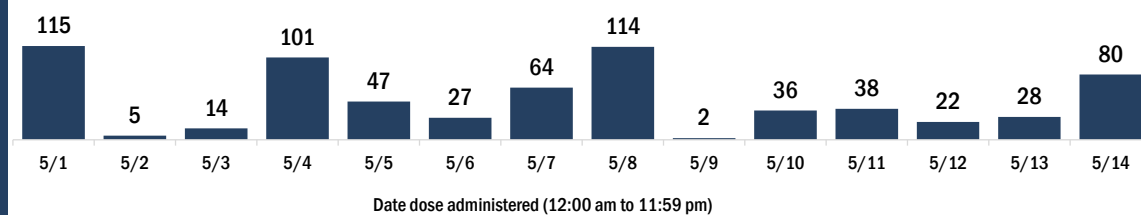
Demographic summary	First dose	Series complete	Total people vaccinated
<b>Age group</b>	3,962	8,685	12,647
16-24 years	350	279	629
25-34 years	561	433	994
35-44 years	638	554	1,192
45-54 years	726	817	1,543
55-64 years	767	1,553	2,320
65-74 years	539	2,789	3,328
75-84 years	300	1,833	2,133
85+ years	81	427	508
<b>Race</b>	3,962	8,685	12,647
White	1,731	6,116	7,847
Black	404	473	877
American Indian/Alaskan	11	37	48
Other	1,074	1,027	2,101
Unknown	742	1,032	1,774
<b>Other race</b> includes Asian, native Hawaiian/Pacific Islander, or other.			
<b>Ethnicity</b>	3,962	8,685	12,647
Hispanic	1,244	1,163	2,407
Non-Hispanic	1,518	4,275	5,793
Unknown	1,200	3,247	4,447
<b>Gender</b>	3,962	8,685	12,647
Female	1,199	4,596	5,795
Male	2,763	4,088	6,851
Unknown	0	1	1

## COVID-19 doses administered for the past 2 weeks

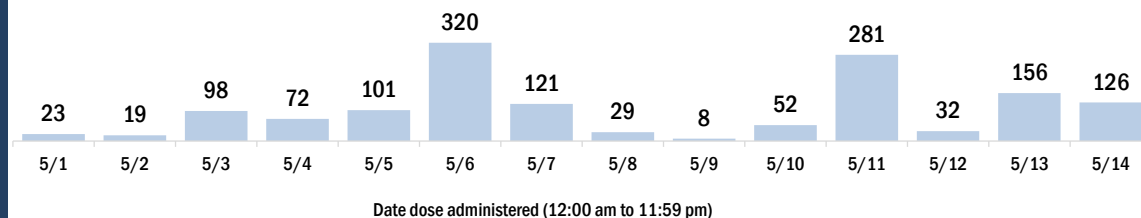


## Persons vaccinated for COVID-19 for the past 2 weeks

### Number of persons who received their first dose of a two-dose series of the COVID-19 vaccine



### Number of persons who completed the COVID-19 vaccine series



# COVID-19: Dixie County vaccine summary

Vaccination data through May 14, 2021 as of May 15, 2021 at 12:05 AM

Data in this report are provisional and subject to change.

Data in this summary pertain to COVID-19 vaccines approved by the U.S. Food and Drug Administration and have been issued an Emergency Use Authorization (Janssen COVID-19 Vaccine, Moderna COVID-19 Vaccine and Pfizer-BioNTech COVID-19 Vaccine). These data summarize the number of people who have received either their first dose or have completed the series for a COVID-19 vaccine. **A person can only be counted in one category, first dose or series complete.** For persons receiving Moderna or Pfizer vaccines, once they receive their second dose, they are moved from the first dose column to the series completed column. **Because of this, the total first dose category may show a change from report to report not matching the total receiving their first dose from the previous day.** Persons receiving Johnson & Johnson vaccines will always be counted in the series completed column.

## COVID-19 doses for vaccinated persons in Florida

**Doses administered** 6,549

People receiving one dose of a 1-dose series (Johnson & Johnson) or receiving only one dose of a 2-dose series (Moderna, Pfizer) count once. Persons receiving both doses of a 2-dose series count twice.

## Current status of persons vaccinated for COVID-19 in Florida

**Total people vaccinated** 3,938

First dose 912

Series completed 3,026

Completed 1-dose series 415

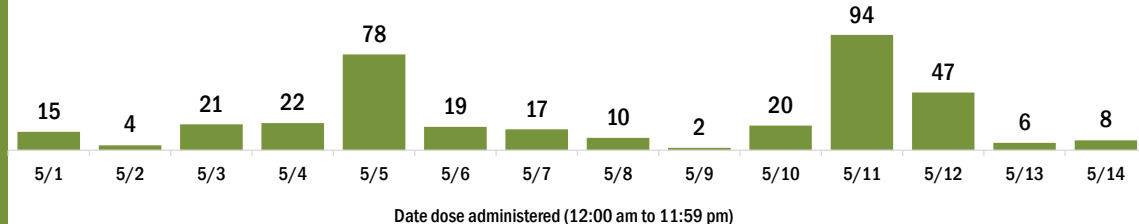
Completed 2-dose series 2,611

**First dose:** current number of people who have only received their first dose of the Moderna or Pfizer vaccine.

**Series complete:** current number of people who have received both Moderna or Pfizer vaccine doses or one Johnson & Johnson dose and are considered fully immunized.

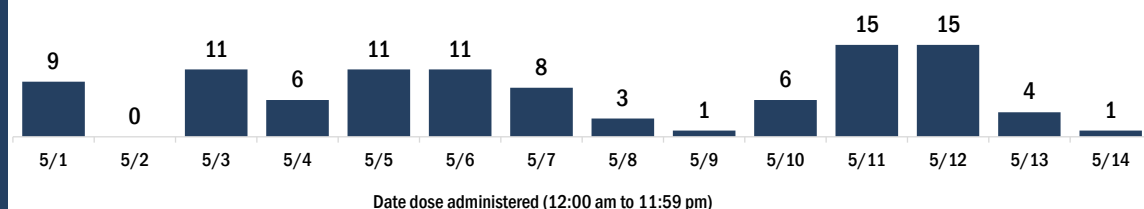
Demographic summary	First dose	Series complete	Total people vaccinated
<b>Age group</b>	<b>912</b>	<b>3,026</b>	<b>3,938</b>
16-24 years	37	45	82
25-34 years	78	55	133
35-44 years	175	136	311
45-54 years	218	242	460
55-64 years	234	690	924
65-74 years	104	1,095	1,199
75-84 years	50	611	661
85+ years	16	152	168
<b>Race</b>	<b>912</b>	<b>3,026</b>	<b>3,938</b>
White	625	2,628	3,253
Black	211	153	364
American Indian/Alaskan	4	16	20
Other	37	83	120
Unknown	35	146	181
<b>Other race</b> includes Asian, native Hawaiian/Pacific Islander, or other.			
<b>Ethnicity</b>	<b>912</b>	<b>3,026</b>	<b>3,938</b>
Hispanic	38	59	97
Non-Hispanic	741	2,322	3,063
Unknown	133	645	778
<b>Gender</b>	<b>912</b>	<b>3,026</b>	<b>3,938</b>
Female	194	1,553	1,747
Male	718	1,473	2,191
Unknown	0	0	0

## COVID-19 doses administered for the past 2 weeks

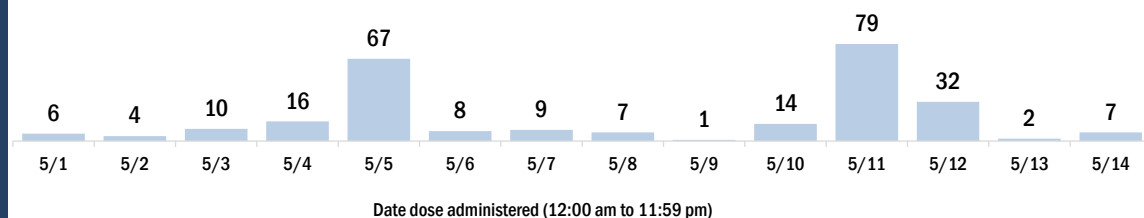


## Persons vaccinated for COVID-19 for the past 2 weeks

### Number of persons who received their first dose of a two-dose series of the COVID-19 vaccine



### Number of persons who completed the COVID-19 vaccine series



# COVID-19: Duval County vaccine summary

Vaccination data through May 14, 2021 as of May 15, 2021 at 12:05 AM

Data in this report are provisional and subject to change.

Data in this summary pertain to COVID-19 vaccines approved by the U.S. Food and Drug Administration and have been issued an Emergency Use Authorization (Janssen COVID-19 Vaccine, Moderna COVID-19 Vaccine and Pfizer-BioNTech COVID-19 Vaccine). These data summarize the number of people who have received either their first dose or have completed the series for a COVID-19 vaccine. **A person can only be counted in one category, first dose or series complete.** For persons receiving Moderna or Pfizer vaccines, once they receive their second dose, they are moved from the first dose column to the series completed column. **Because of this, the total first dose category may show a change from report to report not matching the total receiving their first dose from the previous day.** Persons receiving Johnson & Johnson vaccines will always be counted in the series completed column.

## COVID-19 doses for vaccinated persons in Florida

**Doses administered** 601,669

People receiving one dose of a 1-dose series (Johnson & Johnson) or receiving only one dose of a 2-dose series (Moderna, Pfizer) count once. Persons receiving both doses of a 2-dose series count twice.

## Current status of persons vaccinated for COVID-19 in Florida

**Total people vaccinated** 345,473

First dose 62,381

Series completed 283,092

Completed 1-dose series 26,896

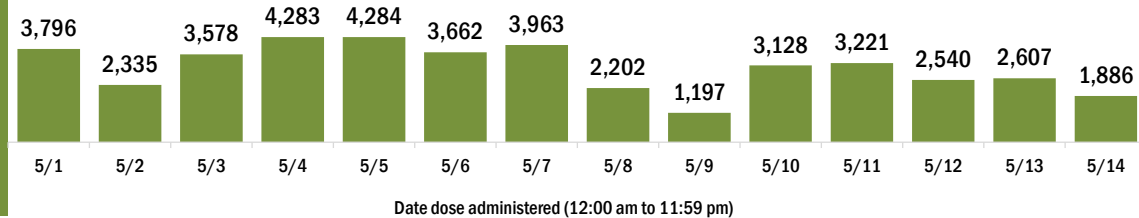
Completed 2-dose series 256,196

**First dose:** current number of people who have only received their first dose of the Moderna or Pfizer vaccine.

**Series complete:** current number of people who have received both Moderna or Pfizer vaccine doses or one Johnson & Johnson dose and are considered fully immunized.

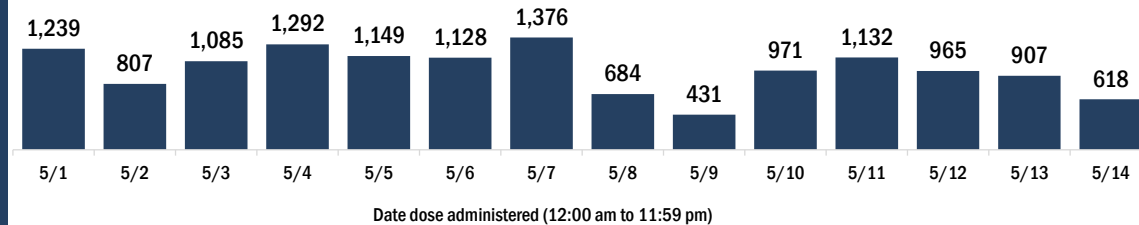
Demographic summary	First dose	Series complete	Total people vaccinated
<b>Age group</b>	62,381	283,092	345,473
16-24 years	7,235	15,093	22,328
25-34 years	9,373	28,995	38,368
35-44 years	9,342	34,472	43,814
45-54 years	9,329	43,700	53,029
55-64 years	10,414	62,225	72,639
65-74 years	10,304	61,389	71,693
75-84 years	4,380	27,653	32,033
85+ years	2,004	9,565	11,569
<b>Race</b>	62,381	283,092	345,473
White	30,163	162,881	193,044
Black	9,762	47,152	56,914
American Indian/Alaskan	198	698	896
Other	9,597	36,973	46,570
Unknown	12,661	35,388	48,049
<b>Other race</b> includes Asian, native Hawaiian/Pacific Islander, or other.			
<b>Ethnicity</b>	62,381	283,092	345,473
Hispanic	5,068	16,974	22,042
Non-Hispanic	37,031	202,794	239,825
Unknown	20,282	63,324	83,606
<b>Gender</b>	62,381	283,092	345,473
Female	32,174	159,847	192,021
Male	27,734	123,060	150,794
Unknown	2,473	185	2,658

## COVID-19 doses administered for the past 2 weeks

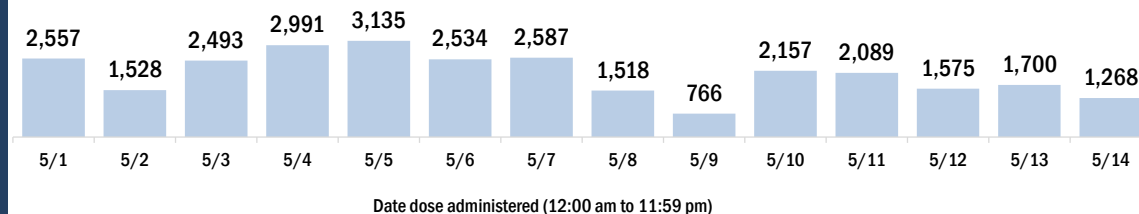


## Persons vaccinated for COVID-19 for the past 2 weeks

### Number of persons who received their first dose of a two-dose series of the COVID-19 vaccine



### Number of persons who completed the COVID-19 vaccine series



# COVID-19: Escambia County vaccine summary

Vaccination data through May 14, 2021 as of May 15, 2021 at 12:05 AM

Data in this report are provisional and subject to change.

Data in this summary pertain to COVID-19 vaccines approved by the U.S. Food and Drug Administration and have been issued an Emergency Use Authorization (Janssen COVID-19 Vaccine, Moderna COVID-19 Vaccine and Pfizer-BioNTech COVID-19 Vaccine). These data summarize the number of people who have received either their first dose or have completed the series for a COVID-19 vaccine. **A person can only be counted in one category, first dose or series complete.** For persons receiving Moderna or Pfizer vaccines, once they receive their second dose, they are moved from the first dose column to the series completed column. **Because of this, the total first dose category may show a change from report to report not matching the total receiving their first dose from the previous day.** Persons receiving Johnson & Johnson vaccines will always be counted in the series completed column.

## COVID-19 doses for vaccinated persons in Florida

**Doses administered** 177,244

People receiving one dose of a 1-dose series (Johnson & Johnson) or receiving only one dose of a 2-dose series (Moderna, Pfizer) count once. Persons receiving both doses of a 2-dose series count twice.

## Current status of persons vaccinated for COVID-19 in Florida

**Total people vaccinated** 102,186

First dose 19,132

Series completed 83,054

Completed 1-dose series 7,996

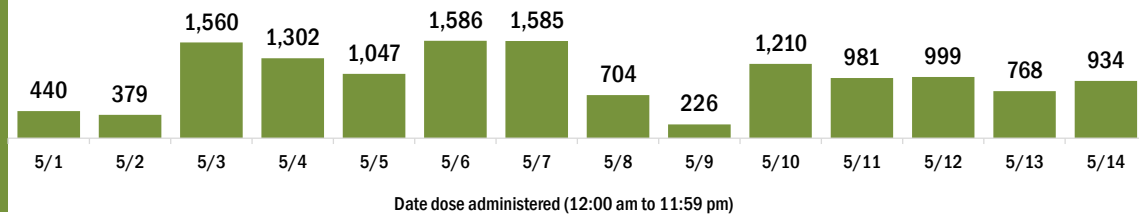
Completed 2-dose series 75,058

**First dose:** current number of people who have only received their first dose of the Moderna or Pfizer vaccine.

**Series complete:** current number of people who have received both Moderna or Pfizer vaccine doses or one Johnson & Johnson dose and are considered fully immunized.

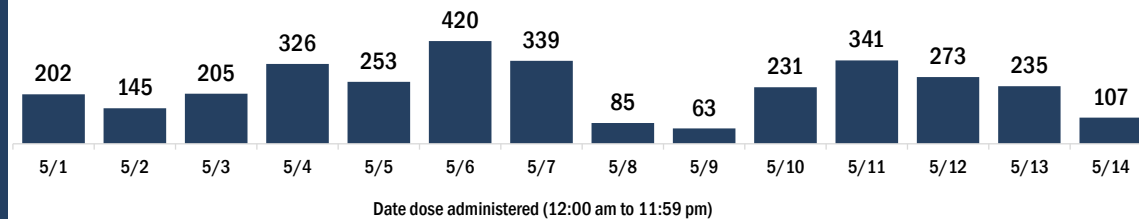
Demographic summary	First dose	Series complete	Total people vaccinated
<b>Age group</b>	<b>19,132</b>	<b>83,054</b>	<b>102,186</b>
16-24 years	2,102	3,928	6,030
25-34 years	2,725	6,487	9,212
35-44 years	2,333	7,544	9,877
45-54 years	2,644	10,485	13,129
55-64 years	3,422	18,430	21,852
65-74 years	3,321	21,060	24,381
75-84 years	1,821	11,139	12,960
85+ years	764	3,981	4,745
<b>Race</b>	<b>19,132</b>	<b>83,054</b>	<b>102,186</b>
White	9,861	50,423	60,284
Black	2,851	12,155	15,006
American Indian/Alaskan	113	611	724
Other	1,958	7,901	9,859
Unknown	4,349	11,964	16,313
<b>Other race</b> includes Asian, native Hawaiian/Pacific Islander, or other.			
<b>Ethnicity</b>	<b>19,132</b>	<b>83,054</b>	<b>102,186</b>
Hispanic	822	2,445	3,267
Non-Hispanic	10,765	58,573	69,338
Unknown	7,545	22,036	29,581
<b>Gender</b>	<b>19,132</b>	<b>83,054</b>	<b>102,186</b>
Female	10,567	47,782	58,349
Male	8,503	35,176	43,679
Unknown	62	96	158

## COVID-19 doses administered for the past 2 weeks

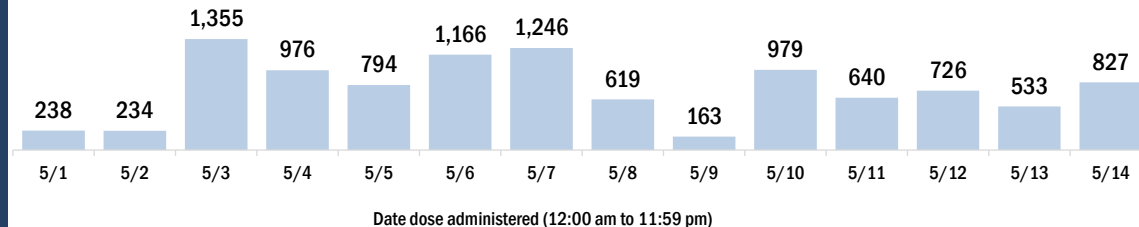


## Persons vaccinated for COVID-19 for the past 2 weeks

### Number of persons who received their first dose of a two-dose series of the COVID-19 vaccine



### Number of persons who completed the COVID-19 vaccine series



# COVID-19: Flagler County vaccine summary

Vaccination data through May 14, 2021 as of May 15, 2021 at 12:05 AM

Data in this report are provisional and subject to change.

Data in this summary pertain to COVID-19 vaccines approved by the U.S. Food and Drug Administration and have been issued an Emergency Use Authorization (Janssen COVID-19 Vaccine, Moderna COVID-19 Vaccine and Pfizer-BioNTech COVID-19 Vaccine). These data summarize the number of people who have received either their first dose or have completed the series for a COVID-19 vaccine. **A person can only be counted in one category, first dose or series complete.** For persons receiving Moderna or Pfizer vaccines, once they receive their second dose, they are moved from the first dose column to the series completed column. **Because of this, the total first dose category may show a change from report to report not matching the total receiving their first dose from the previous day.** Persons receiving Johnson & Johnson vaccines will always be counted in the series completed column.

## COVID-19 doses for vaccinated persons in Florida

**Doses administered** 95,540

People receiving one dose of a 1-dose series (Johnson & Johnson) or receiving only one dose of a 2-dose series (Moderna, Pfizer) count once. Persons receiving both doses of a 2-dose series count twice.

## Current status of persons vaccinated for COVID-19 in Florida

**Total people vaccinated** 53,962

First dose 9,639

Series completed 44,323

Completed 1-dose series 2,745

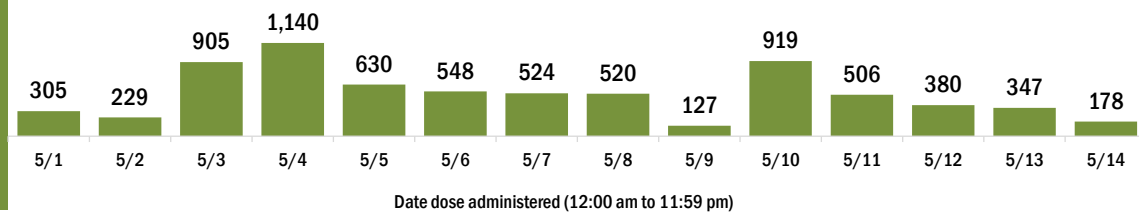
Completed 2-dose series 41,578

**First dose:** current number of people who have only received their first dose of the Moderna or Pfizer vaccine.

**Series complete:** current number of people who have received both Moderna or Pfizer vaccine doses or one Johnson & Johnson dose and are considered fully immunized.

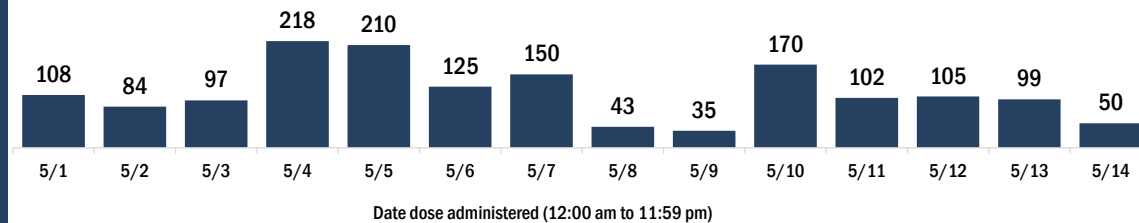
Demographic summary	First dose	Series complete	Total people vaccinated
<b>Age group</b>	<b>9,639</b>	<b>44,323</b>	<b>53,962</b>
16-24 years	862	1,225	2,087
25-34 years	777	1,556	2,333
35-44 years	1,035	2,566	3,601
45-54 years	1,444	4,360	5,804
55-64 years	2,161	8,684	10,845
65-74 years	1,783	14,938	16,721
75-84 years	1,126	8,618	9,744
85+ years	451	2,376	2,827
<b>Race</b>	<b>9,639</b>	<b>44,323</b>	<b>53,962</b>
White	5,810	29,968	35,778
Black	709	2,952	3,661
American Indian/Alaskan	67	254	321
Other	940	4,008	4,948
Unknown	2,113	7,141	9,254
<b>Other race</b> includes Asian, native Hawaiian/Pacific Islander, or other.			
<b>Ethnicity</b>	<b>9,639</b>	<b>44,323</b>	<b>53,962</b>
Hispanic	936	2,910	3,846
Non-Hispanic	5,381	27,050	32,431
Unknown	3,322	14,363	17,685
<b>Gender</b>	<b>9,639</b>	<b>44,323</b>	<b>53,962</b>
Female	5,078	24,718	29,796
Male	4,480	19,400	23,880
Unknown	81	205	286

## COVID-19 doses administered for the past 2 weeks

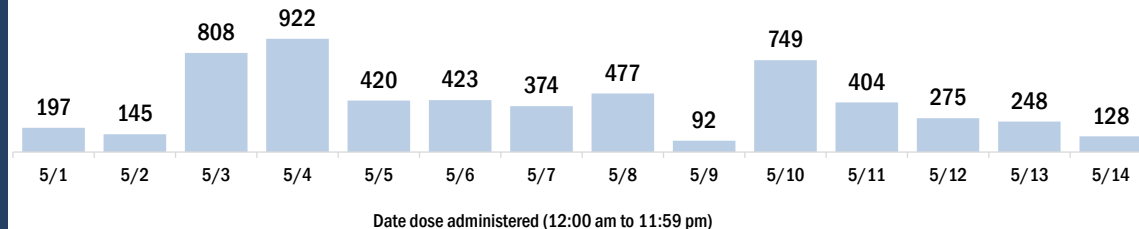


## Persons vaccinated for COVID-19 for the past 2 weeks

### Number of persons who received their first dose of a two-dose series of the COVID-19 vaccine



### Number of persons who completed the COVID-19 vaccine series



# COVID-19: Franklin County vaccine summary

Vaccination data through May 14, 2021 as of May 15, 2021 at 12:05 AM

Data in this report are provisional and subject to change.

Data in this summary pertain to COVID-19 vaccines approved by the U.S. Food and Drug Administration and have been issued an Emergency Use Authorization (Janssen COVID-19 Vaccine, Moderna COVID-19 Vaccine and Pfizer-BioNTech COVID-19 Vaccine). These data summarize the number of people who have received either their first dose or have completed the series for a COVID-19 vaccine. **A person can only be counted in one category, first dose or series complete.** For persons receiving Moderna or Pfizer vaccines, once they receive their second dose, they are moved from the first dose column to the series completed column. **Because of this, the total first dose category may show a change from report to report not matching the total receiving their first dose from the previous day.** Persons receiving Johnson & Johnson vaccines will always be counted in the series completed column.

## COVID-19 doses for vaccinated persons in Florida

**Doses administered** 7,396

People receiving one dose of a 1-dose series (Johnson & Johnson) or receiving only one dose of a 2-dose series (Moderna, Pfizer) count once. Persons receiving both doses of a 2-dose series count twice.

## Current status of persons vaccinated for COVID-19 in Florida

**Total people vaccinated** 4,129

First dose 754

Series completed 3,375

Completed 1-dose series 108

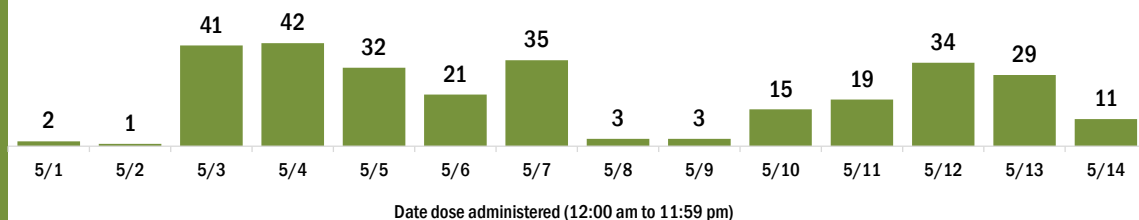
Completed 2-dose series 3,267

**First dose:** current number of people who have only received their first dose of the Moderna or Pfizer vaccine.

**Series complete:** current number of people who have received both Moderna or Pfizer vaccine doses or one Johnson & Johnson dose and are considered fully immunized.

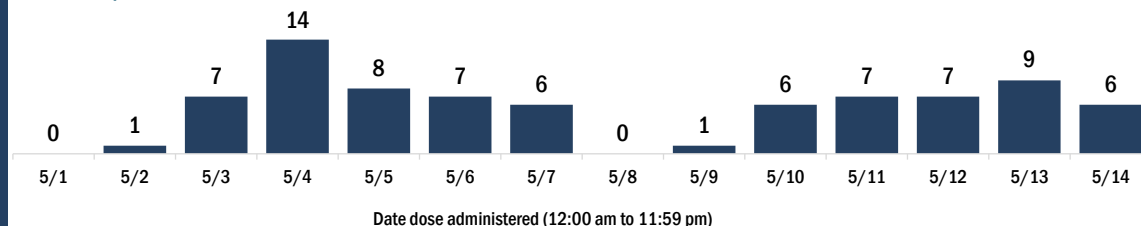
Demographic summary	First dose	Series complete	Total people vaccinated
<b>Age group</b>	754	3,375	4,129
16-24 years	23	45	68
25-34 years	115	74	189
35-44 years	141	132	273
45-54 years	147	289	436
55-64 years	156	752	908
65-74 years	123	1,338	1,461
75-84 years	37	623	660
85+ years	12	122	134
<b>Race</b>	754	3,375	4,129
White	496	3,015	3,511
Black	178	160	338
American Indian/Alaskan	0	9	9
Other	32	128	160
Unknown	48	63	111
<b>Other race</b> includes Asian, native Hawaiian/Pacific Islander, or other.			
<b>Ethnicity</b>	754	3,375	4,129
Hispanic	11	52	63
Non-Hispanic	337	2,906	3,243
Unknown	406	417	823
<b>Gender</b>	754	3,375	4,129
Female	211	1,786	1,997
Male	543	1,589	2,132
Unknown	0	0	0

## COVID-19 doses administered for the past 2 weeks

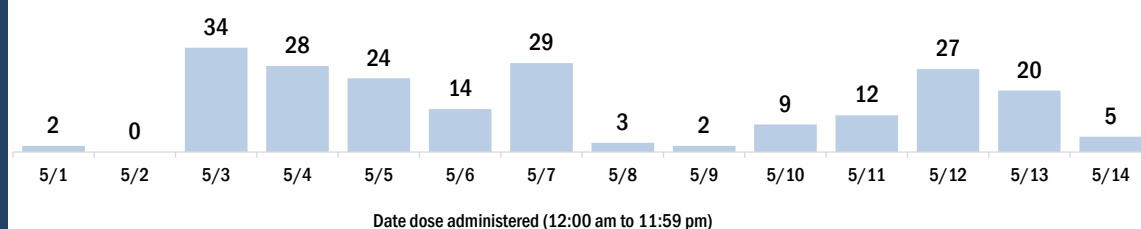


## Persons vaccinated for COVID-19 for the past 2 weeks

### Number of persons who received their first dose of a two-dose series of the COVID-19 vaccine



### Number of persons who completed the COVID-19 vaccine series





# COVID-19: Gadsden County vaccine summary

Vaccination data through May 14, 2021 as of May 15, 2021 at 12:05 AM

Data in this report are provisional and subject to change.

Data in this summary pertain to COVID-19 vaccines approved by the U.S. Food and Drug Administration and have been issued an Emergency Use Authorization (Janssen COVID-19 Vaccine, Moderna COVID-19 Vaccine and Pfizer-BioNTech COVID-19 Vaccine). These data summarize the number of people who have received either their first dose or have completed the series for a COVID-19 vaccine. **A person can only be counted in one category, first dose or series complete.** For persons receiving Moderna or Pfizer vaccines, once they receive their second dose, they are moved from the first dose column to the series completed column. **Because of this, the total first dose category may show a change from report to report not matching the total receiving their first dose from the previous day.** Persons receiving Johnson & Johnson vaccines will always be counted in the series completed column.

## COVID-19 doses for vaccinated persons in Florida

**Doses administered** 30,241

People receiving one dose of a 1-dose series (Johnson & Johnson) or receiving only one dose of a 2-dose series (Moderna, Pfizer) count once. Persons receiving both doses of a 2-dose series count twice.

## Current status of persons vaccinated for COVID-19 in Florida

**Total people vaccinated** 17,486

First dose 2,891

Series completed 14,595

Completed 1-dose series 1,840

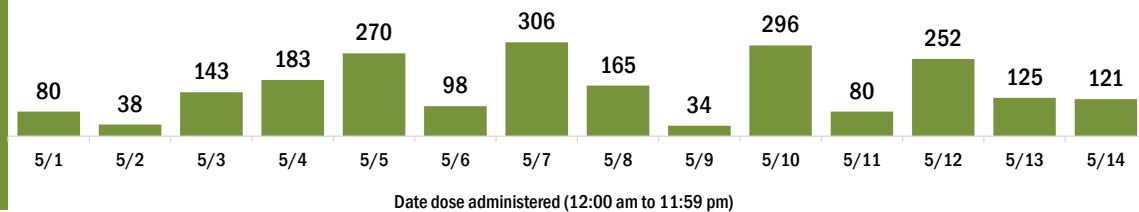
Completed 2-dose series 12,755

**First dose:** current number of people who have only received their first dose of the Moderna or Pfizer vaccine.

**Series complete:** current number of people who have received both Moderna or Pfizer vaccine doses or one Johnson & Johnson dose and are considered fully immunized.

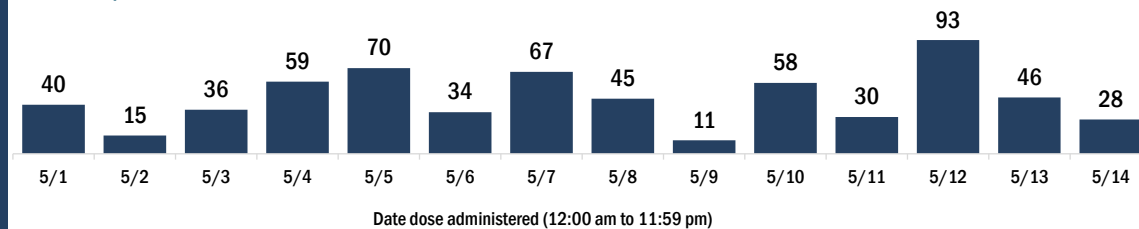
Demographic summary	First dose	Series complete	Total people vaccinated
<b>Age group</b>	<b>2,891</b>	<b>14,595</b>	<b>17,486</b>
16-24 years	250	422	672
25-34 years	316	899	1,215
35-44 years	516	1,521	2,037
45-54 years	592	2,196	2,788
55-64 years	582	3,376	3,958
65-74 years	381	3,810	4,191
75-84 years	187	1,782	1,969
85+ years	67	589	656
<b>Race</b>	<b>2,891</b>	<b>14,595</b>	<b>17,486</b>
White	782	5,312	6,094
Black	1,225	6,374	7,599
American Indian/Alaskan	9	33	42
Other	433	1,986	2,419
Unknown	442	890	1,332
<b>Other race</b> includes Asian, native Hawaiian/Pacific Islander, or other.			
<b>Ethnicity</b>	<b>2,891</b>	<b>14,595</b>	<b>17,486</b>
Hispanic	393	792	1,185
Non-Hispanic	1,717	11,407	13,124
Unknown	781	2,396	3,177
<b>Gender</b>	<b>2,891</b>	<b>14,595</b>	<b>17,486</b>
Female	1,415	8,900	10,315
Male	1,476	5,695	7,171
Unknown	0	0	0

## COVID-19 doses administered for the past 2 weeks

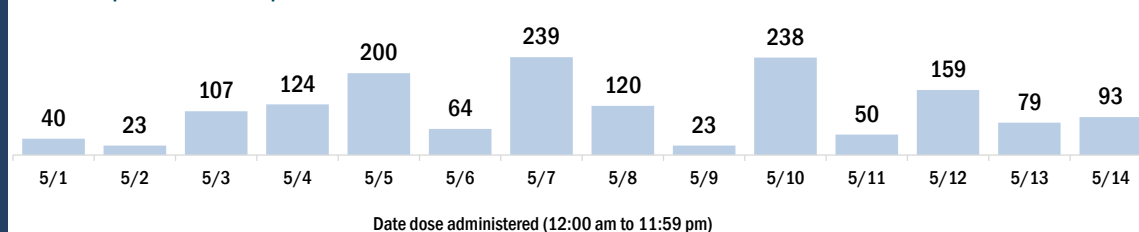


## Persons vaccinated for COVID-19 for the past 2 weeks

### Number of persons who received their first dose of a two-dose series of the COVID-19 vaccine



### Number of persons who completed the COVID-19 vaccine series



# COVID-19: Gilchrist County vaccine summary

Vaccination data through May 14, 2021 as of May 15, 2021 at 12:05 AM

Data in this report are provisional and subject to change.

Data in this summary pertain to COVID-19 vaccines approved by the U.S. Food and Drug Administration and have been issued an Emergency Use Authorization (Janssen COVID-19 Vaccine, Moderna COVID-19 Vaccine and Pfizer-BioNTech COVID-19 Vaccine). These data summarize the number of people who have received either their first dose or have completed the series for a COVID-19 vaccine. **A person can only be counted in one category, first dose or series complete.** For persons receiving Moderna or Pfizer vaccines, once they receive their second dose, they are moved from the first dose column to the series completed column. **Because of this, the total first dose category may show a change from report to report not matching the total receiving their first dose from the previous day.** Persons receiving Johnson & Johnson vaccines will always be counted in the series completed column.

## COVID-19 doses for vaccinated persons in Florida

**Doses administered** 7,059

People receiving one dose of a 1-dose series (Johnson & Johnson) or receiving only one dose of a 2-dose series (Moderna, Pfizer) count once. Persons receiving both doses of a 2-dose series count twice.

## Current status of persons vaccinated for COVID-19 in Florida

**Total people vaccinated** 4,094

First dose 629

Series completed 3,465

Completed 1-dose series 500

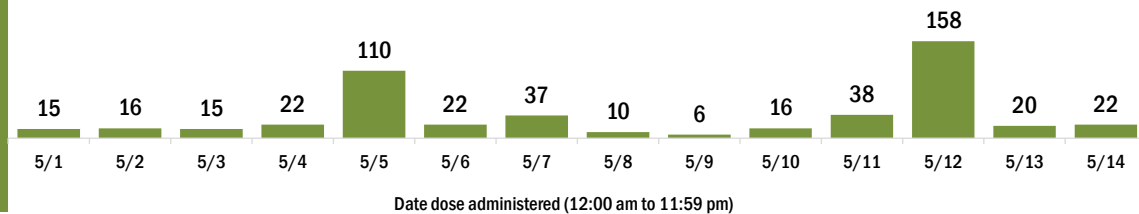
Completed 2-dose series 2,965

**First dose:** current number of people who have only received their first dose of the Moderna or Pfizer vaccine.

**Series complete:** current number of people who have received both Moderna or Pfizer vaccine doses or one Johnson & Johnson dose and are considered fully immunized.

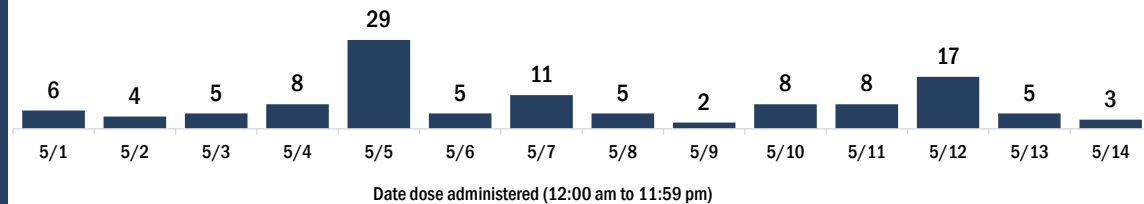
Demographic summary	First dose	Series complete	Total people vaccinated
<b>Age group</b>	<b>629</b>	<b>3,465</b>	<b>4,094</b>
16-24 years	49	89	138
25-34 years	50	137	187
35-44 years	83	217	300
45-54 years	93	385	478
55-64 years	157	740	897
65-74 years	134	1,050	1,184
75-84 years	47	640	687
85+ years	16	207	223
<b>Race</b>	<b>629</b>	<b>3,465</b>	<b>4,094</b>
White	453	2,550	3,003
Black	27	79	106
American Indian/Alaskan	5	12	17
Other	48	251	299
Unknown	96	573	669
<b>Other race</b> includes Asian, native Hawaiian/Pacific Islander, or other.			
<b>Ethnicity</b>	<b>629</b>	<b>3,465</b>	<b>4,094</b>
Hispanic	22	120	142
Non-Hispanic	325	1,678	2,003
Unknown	282	1,667	1,949
<b>Gender</b>	<b>629</b>	<b>3,465</b>	<b>4,094</b>
Female	348	1,933	2,281
Male	281	1,531	1,812
Unknown	0	1	1

## COVID-19 doses administered for the past 2 weeks

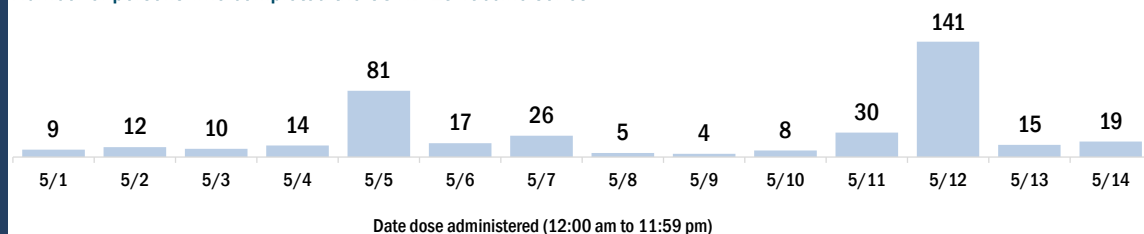


## Persons vaccinated for COVID-19 for the past 2 weeks

### Number of persons who received their first dose of a two-dose series of the COVID-19 vaccine



### Number of persons who completed the COVID-19 vaccine series



# COVID-19: Glades County vaccine summary

Vaccination data through May 14, 2021 as of May 15, 2021 at 12:05 AM

Data in this report are provisional and subject to change.

Data in this summary pertain to COVID-19 vaccines approved by the U.S. Food and Drug Administration and have been issued an Emergency Use Authorization (Janssen COVID-19 Vaccine, Moderna COVID-19 Vaccine and Pfizer-BioNTech COVID-19 Vaccine). These data summarize the number of people who have received either their first dose or have completed the series for a COVID-19 vaccine. **A person can only be counted in one category, first dose or series complete.** For persons receiving Moderna or Pfizer vaccines, once they receive their second dose, they are moved from the first dose column to the series completed column. **Because of this, the total first dose category may show a change from report to report not matching the total receiving their first dose from the previous day.** Persons receiving Johnson & Johnson vaccines will always be counted in the series completed column.

## COVID-19 doses for vaccinated persons in Florida

**Doses administered** 5,561

People receiving one dose of a 1-dose series (Johnson & Johnson) or receiving only one dose of a 2-dose series (Moderna, Pfizer) count once. Persons receiving both doses of a 2-dose series count twice.

## Current status of persons vaccinated for COVID-19 in Florida

**Total people vaccinated** 3,210

First dose 443

Series completed 2,767

Completed 1-dose series 416

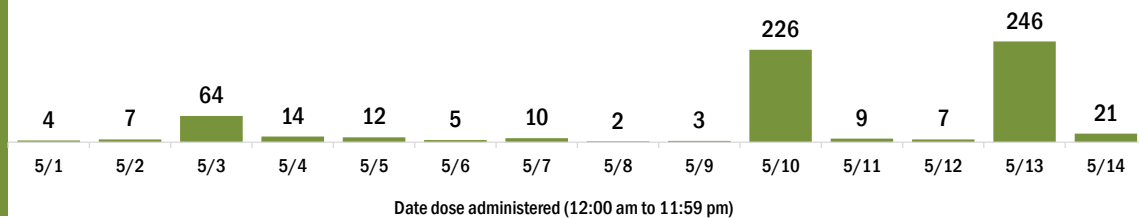
Completed 2-dose series 2,351

**First dose:** current number of people who have only received their first dose of the Moderna or Pfizer vaccine.

**Series complete:** current number of people who have received both Moderna or Pfizer vaccine doses or one Johnson & Johnson dose and are considered fully immunized.

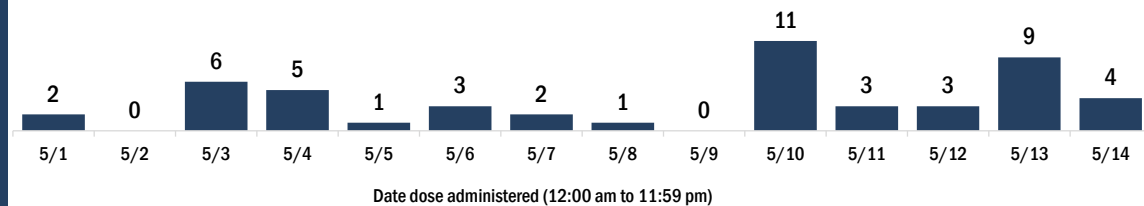
Demographic summary	First dose	Series complete	Total people vaccinated
<b>Age group</b>	443	2,767	3,210
16-24 years	56	155	211
25-34 years	109	272	381
35-44 years	65	166	231
45-54 years	46	209	255
55-64 years	67	420	487
65-74 years	49	845	894
75-84 years	40	587	627
85+ years	11	113	124
<b>Race</b>	443	2,767	3,210
White	364	2,049	2,413
Black	21	128	149
American Indian/Alaskan	1	18	19
Other	22	213	235
Unknown	35	359	394
<b>Other race</b> includes Asian, native Hawaiian/Pacific Islander, or other.			
<b>Ethnicity</b>	443	2,767	3,210
Hispanic	228	559	787
Non-Hispanic	116	1,105	1,221
Unknown	99	1,103	1,202
<b>Gender</b>	443	2,767	3,210
Female	120	1,111	1,231
Male	323	1,656	1,979
Unknown	0	0	0

## COVID-19 doses administered for the past 2 weeks

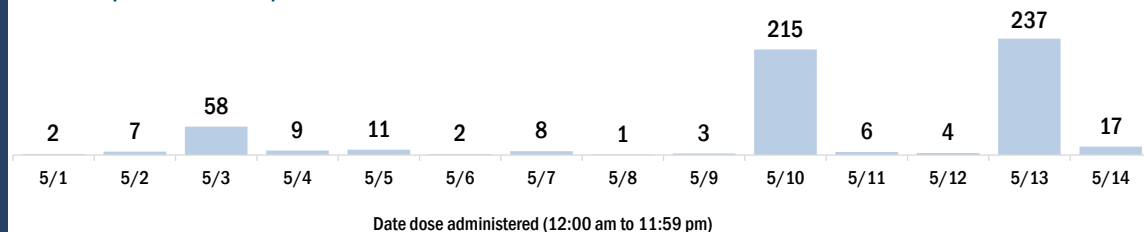


## Persons vaccinated for COVID-19 for the past 2 weeks

### Number of persons who received their first dose of a two-dose series of the COVID-19 vaccine



### Number of persons who completed the COVID-19 vaccine series



# COVID-19: Gulf County vaccine summary

Vaccination data through May 14, 2021 as of May 15, 2021 at 12:05 AM

Data in this report are provisional and subject to change.

Data in this summary pertain to COVID-19 vaccines approved by the U.S. Food and Drug Administration and have been issued an Emergency Use Authorization (Janssen COVID-19 Vaccine, Moderna COVID-19 Vaccine and Pfizer-BioNTech COVID-19 Vaccine). These data summarize the number of people who have received either their first dose or have completed the series for a COVID-19 vaccine. **A person can only be counted in one category, first dose or series complete.** For persons receiving Moderna or Pfizer vaccines, once they receive their second dose, they are moved from the first dose column to the series completed column. **Because of this, the total first dose category may show a change from report to report not matching the total receiving their first dose from the previous day.** Persons receiving Johnson & Johnson vaccines will always be counted in the series completed column.

## COVID-19 doses for vaccinated persons in Florida

**Doses administered** 8,536

People receiving one dose of a 1-dose series (Johnson & Johnson) or receiving only one dose of a 2-dose series (Moderna, Pfizer) count once. Persons receiving both doses of a 2-dose series count twice.

## Current status of persons vaccinated for COVID-19 in Florida

**Total people vaccinated** 4,836

First dose 871

Series completed 3,965

Completed 1-dose series 265

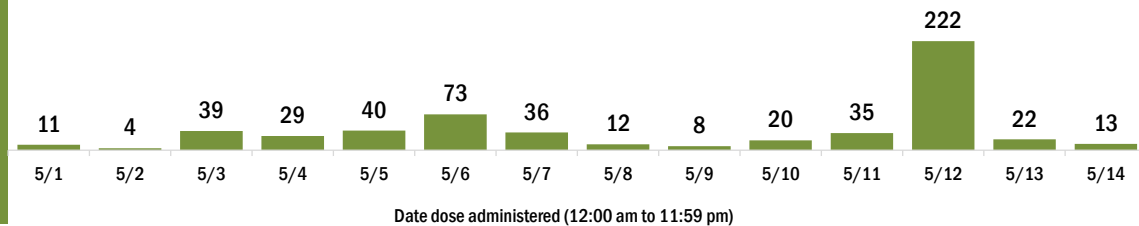
Completed 2-dose series 3,700

**First dose:** current number of people who have only received their first dose of the Moderna or Pfizer vaccine.

**Series complete:** current number of people who have received both Moderna or Pfizer vaccine doses or one Johnson & Johnson dose and are considered fully immunized.

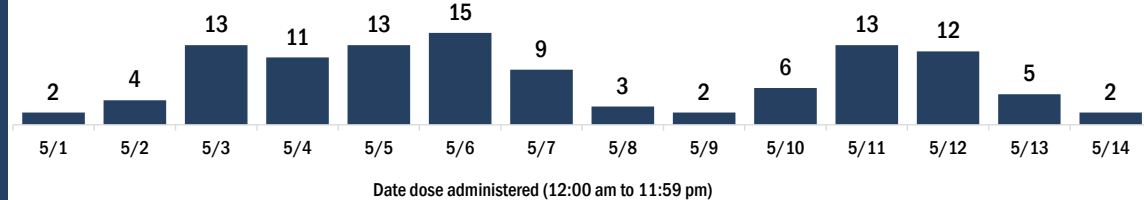
Demographic summary	First dose	Series complete	Total people vaccinated
<b>Age group</b>	<b>871</b>	<b>3,965</b>	<b>4,836</b>
16-24 years	48	81	129
25-34 years	114	140	254
35-44 years	126	214	340
45-54 years	171	381	552
55-64 years	198	745	943
65-74 years	131	1,503	1,634
75-84 years	73	710	783
85+ years	10	191	201
<b>Race</b>	<b>871</b>	<b>3,965</b>	<b>4,836</b>
White	624	3,397	4,021
Black	178	364	542
American Indian/Alaskan	2	13	15
Other	49	122	171
Unknown	18	69	87
<b>Other race</b> includes Asian, native Hawaiian/Pacific Islander, or other.			
<b>Ethnicity</b>	<b>871</b>	<b>3,965</b>	<b>4,836</b>
Hispanic	16	50	66
Non-Hispanic	452	3,336	3,788
Unknown	403	579	982
<b>Gender</b>	<b>871</b>	<b>3,965</b>	<b>4,836</b>
Female	370	1,976	2,346
Male	501	1,989	2,490
Unknown	0	0	0

## COVID-19 doses administered for the past 2 weeks

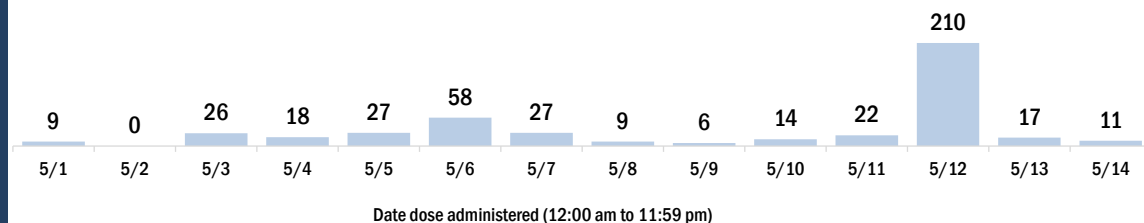


## Persons vaccinated for COVID-19 for the past 2 weeks

### Number of persons who received their first dose of a two-dose series of the COVID-19 vaccine



### Number of persons who completed the COVID-19 vaccine series



# COVID-19: Hamilton County vaccine summary

Vaccination data through May 14, 2021 as of May 15, 2021 at 12:05 AM

Data in this report are provisional and subject to change.

Data in this summary pertain to COVID-19 vaccines approved by the U.S. Food and Drug Administration and have been issued an Emergency Use Authorization (Janssen COVID-19 Vaccine, Moderna COVID-19 Vaccine and Pfizer-BioNTech COVID-19 Vaccine). These data summarize the number of people who have received either their first dose or have completed the series for a COVID-19 vaccine. **A person can only be counted in one category, first dose or series complete.** For persons receiving Moderna or Pfizer vaccines, once they receive their second dose, they are moved from the first dose column to the series completed column. **Because of this, the total first dose category may show a change from report to report not matching the total receiving their first dose from the previous day.** Persons receiving Johnson & Johnson vaccines will always be counted in the series completed column.

## COVID-19 doses for vaccinated persons in Florida

**Doses administered** 5,785

People receiving one dose of a 1-dose series (Johnson & Johnson) or receiving only one dose of a 2-dose series (Moderna, Pfizer) count once. Persons receiving both doses of a 2-dose series count twice.

## Current status of persons vaccinated for COVID-19 in Florida

**Total people vaccinated** 3,387

First dose 743

Series completed 2,644

Completed 1-dose series 246

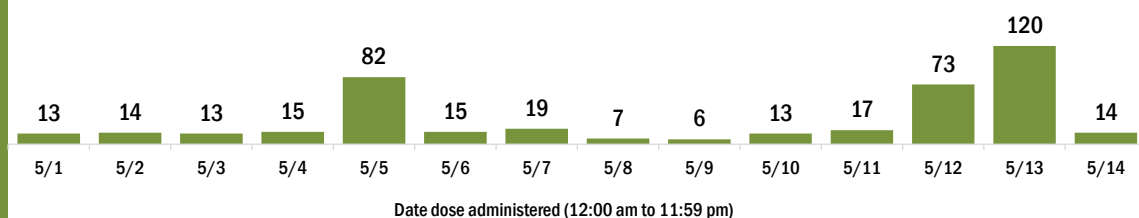
Completed 2-dose series 2,398

**First dose:** current number of people who have only received their first dose of the Moderna or Pfizer vaccine.

**Series complete:** current number of people who have received both Moderna or Pfizer vaccine doses or one Johnson & Johnson dose and are considered fully immunized.

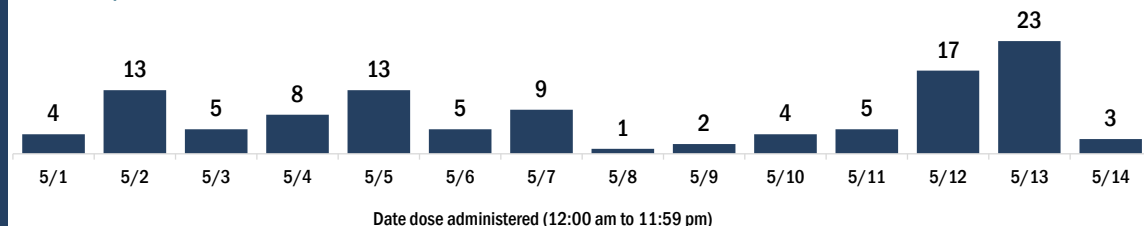
Demographic summary	First dose	Series complete	Total people vaccinated
<b>Age group</b>	<b>743</b>	<b>2,644</b>	<b>3,387</b>
16-24 years	34	59	93
25-34 years	113	96	209
35-44 years	143	147	290
45-54 years	150	260	410
55-64 years	165	584	749
65-74 years	78	937	1,015
75-84 years	33	453	486
85+ years	27	108	135
<b>Race</b>	<b>743</b>	<b>2,644</b>	<b>3,387</b>
White	357	1,602	1,959
Black	277	647	924
American Indian/Alaskan	4	5	9
Other	82	147	229
Unknown	23	243	266
<b>Other race</b> includes Asian, native Hawaiian/Pacific Islander, or other.			
<b>Ethnicity</b>	<b>743</b>	<b>2,644</b>	<b>3,387</b>
Hispanic	55	78	133
Non-Hispanic	583	1,639	2,222
Unknown	105	927	1,032
<b>Gender</b>	<b>743</b>	<b>2,644</b>	<b>3,387</b>
Female	217	1,434	1,651
Male	526	1,210	1,736
Unknown	0	0	0

## COVID-19 doses administered for the past 2 weeks

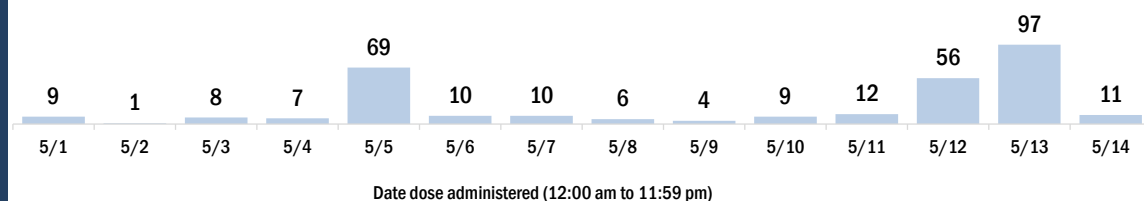


## Persons vaccinated for COVID-19 for the past 2 weeks

### Number of persons who received their first dose of a two-dose series of the COVID-19 vaccine



### Number of persons who completed the COVID-19 vaccine series



# COVID-19: Hardee County vaccine summary

Vaccination data through May 14, 2021 as of May 15, 2021 at 12:05 AM

Data in this report are provisional and subject to change.

Data in this summary pertain to COVID-19 vaccines approved by the U.S. Food and Drug Administration and have been issued an Emergency Use Authorization (Janssen COVID-19 Vaccine, Moderna COVID-19 Vaccine and Pfizer-BioNTech COVID-19 Vaccine). These data summarize the number of people who have received either their first dose or have completed the series for a COVID-19 vaccine. **A person can only be counted in one category, first dose or series complete.** For persons receiving Moderna or Pfizer vaccines, once they receive their second dose, they are moved from the first dose column to the series completed column. **Because of this, the total first dose category may show a change from report to report not matching the total receiving their first dose from the previous day.** Persons receiving Johnson & Johnson vaccines will always be counted in the series completed column.

## COVID-19 doses for vaccinated persons in Florida

**Doses administered** 11,802

People receiving one dose of a 1-dose series (Johnson & Johnson) or receiving only one dose of a 2-dose series (Moderna, Pfizer) count once. Persons receiving both doses of a 2-dose series count twice.

## Current status of persons vaccinated for COVID-19 in Florida

**Total people vaccinated** 7,067

First dose 1,906

Series completed 5,161

Completed 1-dose series 426

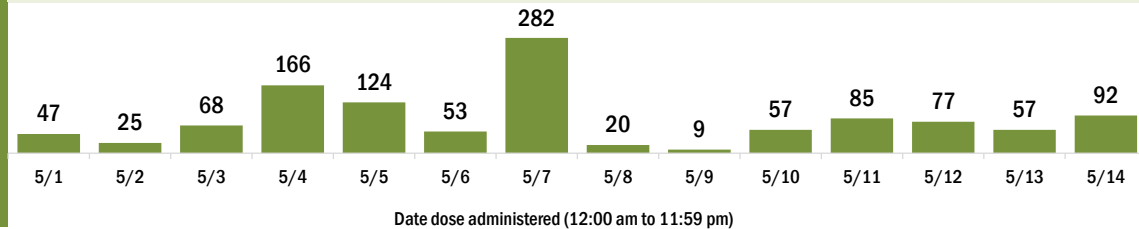
Completed 2-dose series 4,735

**First dose:** current number of people who have only received their first dose of the Moderna or Pfizer vaccine.

**Series complete:** current number of people who have received both Moderna or Pfizer vaccine doses or one Johnson & Johnson dose and are considered fully immunized.

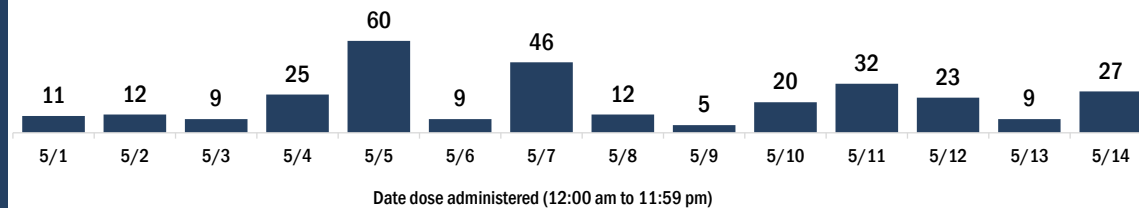
Demographic summary	First dose	Series complete	Total people vaccinated
<b>Age group</b>	1,906	5,161	7,067
16-24 years	155	207	362
25-34 years	276	314	590
35-44 years	340	354	694
45-54 years	389	577	966
55-64 years	384	937	1,321
65-74 years	239	1,499	1,738
75-84 years	97	993	1,090
85+ years	26	280	306
<b>Race</b>	1,906	5,161	7,067
White	1,292	4,176	5,468
Black	324	209	533
American Indian/Alaskan	5	26	31
Other	212	523	735
Unknown	73	227	300
<b>Other race</b> includes Asian, native Hawaiian/Pacific Islander, or other.			
<b>Ethnicity</b>	1,906	5,161	7,067
Hispanic	630	1,067	1,697
Non-Hispanic	974	3,499	4,473
Unknown	302	595	897
<b>Gender</b>	1,906	5,161	7,067
Female	594	2,677	3,271
Male	1,311	2,482	3,793
Unknown	1	2	3

## COVID-19 doses administered for the past 2 weeks

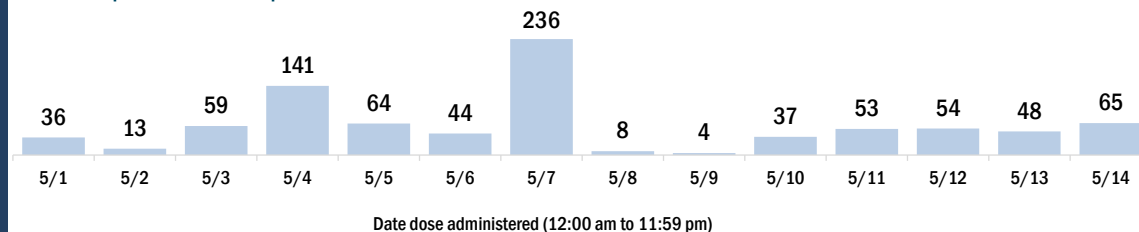


## Persons vaccinated for COVID-19 for the past 2 weeks

### Number of persons who received their first dose of a two-dose series of the COVID-19 vaccine



### Number of persons who completed the COVID-19 vaccine series





# COVID-19: Hendry County vaccine summary

Vaccination data through May 14, 2021 as of May 15, 2021 at 12:05 AM

Data in this report are provisional and subject to change.

Data in this summary pertain to COVID-19 vaccines approved by the U.S. Food and Drug Administration and have been issued an Emergency Use Authorization (Janssen COVID-19 Vaccine, Moderna COVID-19 Vaccine and Pfizer-BioNTech COVID-19 Vaccine). These data summarize the number of people who have received either their first dose or have completed the series for a COVID-19 vaccine. **A person can only be counted in one category, first dose or series complete.** For persons receiving Moderna or Pfizer vaccines, once they receive their second dose, they are moved from the first dose column to the series completed column. **Because of this, the total first dose category may show a change from report to report not matching the total receiving their first dose from the previous day.** Persons receiving Johnson & Johnson vaccines will always be counted in the series completed column.

## COVID-19 doses for vaccinated persons in Florida

**Doses administered** 20,794

People receiving one dose of a 1-dose series (Johnson & Johnson) or receiving only one dose of a 2-dose series (Moderna, Pfizer) count once. Persons receiving both doses of a 2-dose series count twice.

## Current status of persons vaccinated for COVID-19 in Florida

**Total people vaccinated** 12,473

First dose 2,706

Series completed 9,767

Completed 1-dose series 1,446

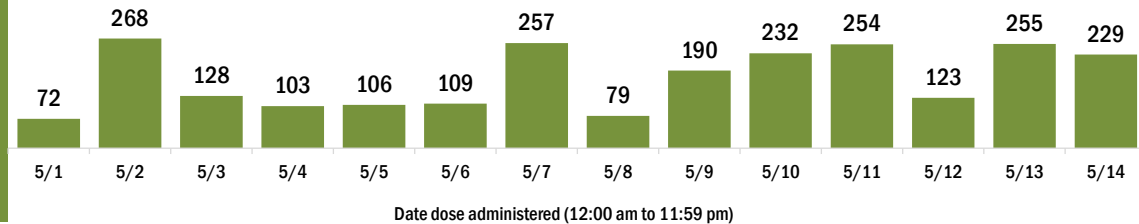
Completed 2-dose series 8,321

**First dose:** current number of people who have only received their first dose of the Moderna or Pfizer vaccine.

**Series complete:** current number of people who have received both Moderna or Pfizer vaccine doses or one Johnson & Johnson dose and are considered fully immunized.

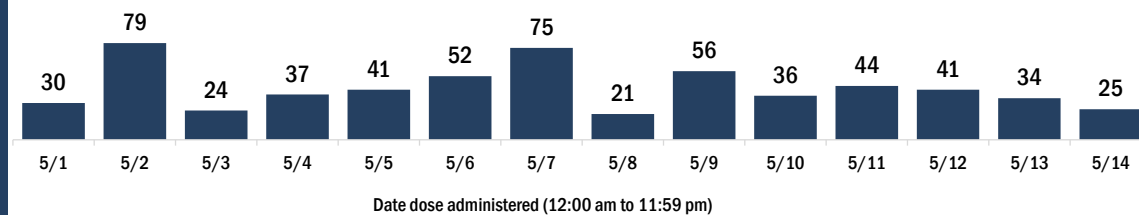
Demographic summary	First dose	Series complete	Total people vaccinated
<b>Age group</b>	2,706	9,767	12,473
16-24 years	387	551	938
25-34 years	464	933	1,397
35-44 years	472	948	1,420
45-54 years	472	1,412	1,884
55-64 years	505	2,026	2,531
65-74 years	232	2,366	2,598
75-84 years	123	1,197	1,320
85+ years	51	334	385
<b>Race</b>	2,706	9,767	12,473
White	1,907	6,825	8,732
Black	142	626	768
American Indian/Alaskan	4	27	31
Other	396	1,432	1,828
Unknown	257	857	1,114
<b>Other race</b> includes Asian, native Hawaiian/Pacific Islander, or other.			
<b>Ethnicity</b>	2,706	9,767	12,473
Hispanic	1,434	3,616	5,050
Non-Hispanic	631	3,580	4,211
Unknown	641	2,571	3,212
<b>Gender</b>	2,706	9,767	12,473
Female	1,098	4,635	5,733
Male	1,607	5,129	6,736
Unknown	1	3	4

## COVID-19 doses administered for the past 2 weeks

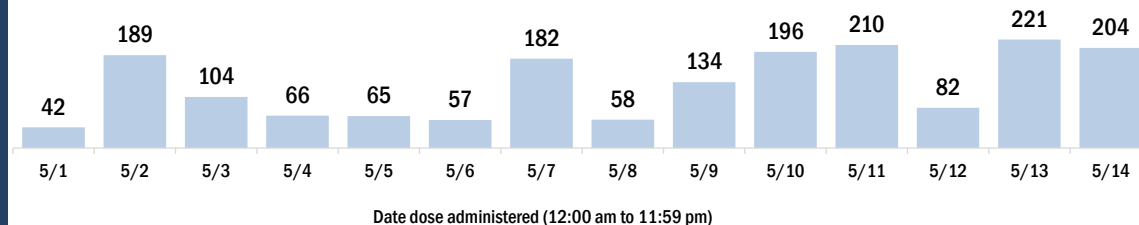


## Persons vaccinated for COVID-19 for the past 2 weeks

### Number of persons who received their first dose of a two-dose series of the COVID-19 vaccine



### Number of persons who completed the COVID-19 vaccine series



# COVID-19: Hernando County vaccine summary

Vaccination data through May 14, 2021 as of May 15, 2021 at 12:05 AM

Data in this report are provisional and subject to change.

Data in this summary pertain to COVID-19 vaccines approved by the U.S. Food and Drug Administration and have been issued an Emergency Use Authorization (Janssen COVID-19 Vaccine, Moderna COVID-19 Vaccine and Pfizer-BioNTech COVID-19 Vaccine). These data summarize the number of people who have received either their first dose or have completed the series for a COVID-19 vaccine. **A person can only be counted in one category, first dose or series complete.** For persons receiving Moderna or Pfizer vaccines, once they receive their second dose, they are moved from the first dose column to the series completed column. **Because of this, the total first dose category may show a change from report to report not matching the total receiving their first dose from the previous day.** Persons receiving Johnson & Johnson vaccines will always be counted in the series completed column.

## COVID-19 doses for vaccinated persons in Florida

**Doses administered** 123,898

People receiving one dose of a 1-dose series (Johnson & Johnson) or receiving only one dose of a 2-dose series (Moderna, Pfizer) count once. Persons receiving both doses of a 2-dose series count twice.

## Current status of persons vaccinated for COVID-19 in Florida

**Total people vaccinated** 71,402

First dose 13,340

Series completed 58,062

Completed 1-dose series 5,566

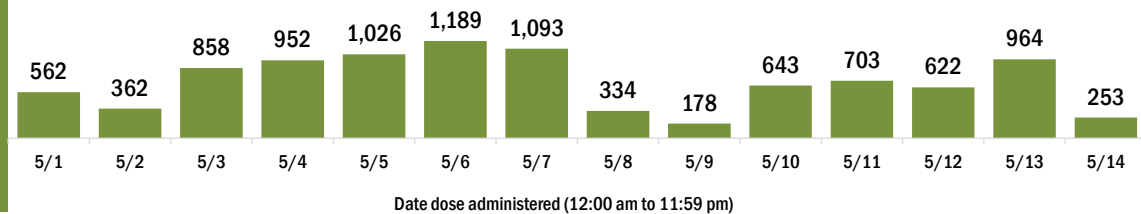
Completed 2-dose series 52,496

**First dose:** current number of people who have only received their first dose of the Moderna or Pfizer vaccine.

**Series complete:** current number of people who have received both Moderna or Pfizer vaccine doses or one Johnson & Johnson dose and are considered fully immunized.

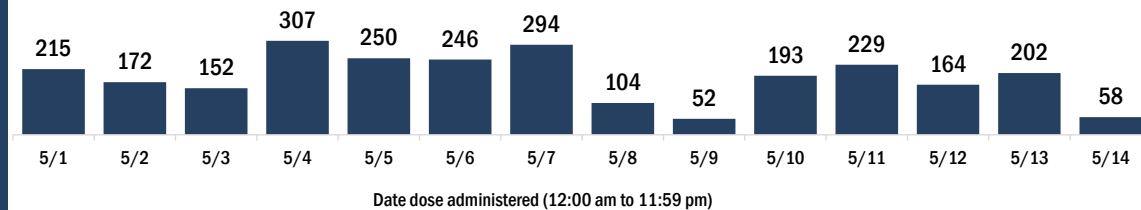
Demographic summary	First dose	Series complete	Total people vaccinated
<b>Age group</b>	<b>13,340</b>	<b>58,062</b>	<b>71,402</b>
16-24 years	1,101	1,672	2,773
25-34 years	1,203	2,316	3,519
35-44 years	1,467	3,430	4,897
45-54 years	1,927	6,052	7,979
55-64 years	2,703	11,368	14,071
65-74 years	2,530	18,028	20,558
75-84 years	1,701	11,578	13,279
85+ years	708	3,618	4,326
<b>Race</b>	<b>13,340</b>	<b>58,062</b>	<b>71,402</b>
White	9,052	41,755	50,807
Black	454	1,571	2,025
American Indian/Alaskan	74	188	262
Other	1,173	4,188	5,361
Unknown	2,587	10,360	12,947
<b>Other race</b> includes Asian, native Hawaiian/Pacific Islander, or other.			
<b>Ethnicity</b>	<b>13,340</b>	<b>58,062</b>	<b>71,402</b>
Hispanic	1,281	3,360	4,641
Non-Hispanic	6,701	32,609	39,310
Unknown	5,358	22,093	27,451
<b>Gender</b>	<b>13,340</b>	<b>58,062</b>	<b>71,402</b>
Female	7,283	33,305	40,588
Male	6,045	24,722	30,767
Unknown	12	35	47

## COVID-19 doses administered for the past 2 weeks

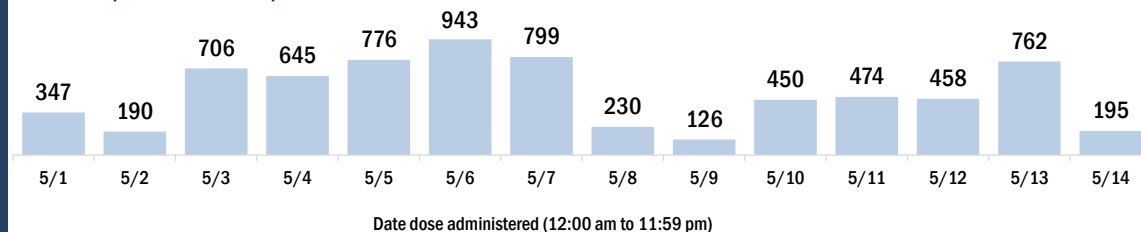


## Persons vaccinated for COVID-19 for the past 2 weeks

### Number of persons who received their first dose of a two-dose series of the COVID-19 vaccine



### Number of persons who completed the COVID-19 vaccine series



# COVID-19: Highlands County vaccine summary

Vaccination data through May 14, 2021 as of May 15, 2021 at 12:05 AM

Data in this report are provisional and subject to change.

Data in this summary pertain to COVID-19 vaccines approved by the U.S. Food and Drug Administration and have been issued an Emergency Use Authorization (Janssen COVID-19 Vaccine, Moderna COVID-19 Vaccine and Pfizer-BioNTech COVID-19 Vaccine). These data summarize the number of people who have received either their first dose or have completed the series for a COVID-19 vaccine. **A person can only be counted in one category, first dose or series complete.** For persons receiving Moderna or Pfizer vaccines, once they receive their second dose, they are moved from the first dose column to the series completed column. **Because of this, the total first dose category may show a change from report to report not matching the total receiving their first dose from the previous day.** Persons receiving Johnson & Johnson vaccines will always be counted in the series completed column.

## COVID-19 doses for vaccinated persons in Florida

**Doses administered** 74,187

People receiving one dose of a 1-dose series (Johnson & Johnson) or receiving only one dose of a 2-dose series (Moderna, Pfizer) count once. Persons receiving both doses of a 2-dose series count twice.

## Current status of persons vaccinated for COVID-19 in Florida

**Total people vaccinated** 43,904

First dose 12,192

Series completed 31,712

Completed 1-dose series 1,429

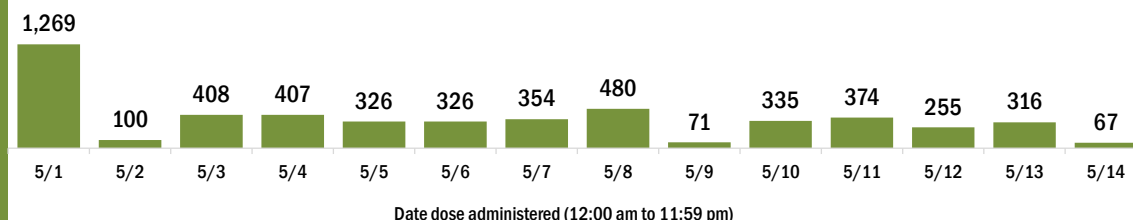
Completed 2-dose series 30,283

**First dose:** current number of people who have only received their first dose of the Moderna or Pfizer vaccine.

**Series complete:** current number of people who have received both Moderna or Pfizer vaccine doses or one Johnson & Johnson dose and are considered fully immunized.

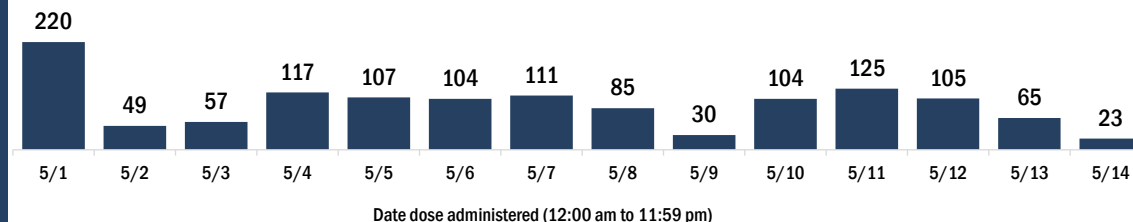
Demographic summary	First dose	Series complete	Total people vaccinated
<b>Age group</b>	<b>12,192</b>	<b>31,712</b>	<b>43,904</b>
16-24 years	511	562	1,073
25-34 years	582	948	1,530
35-44 years	747	1,213	1,960
45-54 years	1,069	2,124	3,193
55-64 years	2,088	5,220	7,308
65-74 years	3,544	10,889	14,433
75-84 years	2,764	8,399	11,163
85+ years	887	2,357	3,244
<b>Race</b>	<b>12,192</b>	<b>31,712</b>	<b>43,904</b>
White	9,287	25,803	35,090
Black	624	1,138	1,762
American Indian/Alaskan	137	218	355
Other	857	2,124	2,981
Unknown	1,287	2,429	3,716
<b>Other race</b> includes Asian, native Hawaiian/Pacific Islander, or other.			
<b>Ethnicity</b>	<b>12,192</b>	<b>31,712</b>	<b>43,904</b>
Hispanic	1,520	2,649	4,169
Non-Hispanic	7,409	22,930	30,339
Unknown	3,263	6,133	9,396
<b>Gender</b>	<b>12,192</b>	<b>31,712</b>	<b>43,904</b>
Female	6,452	17,116	23,568
Male	5,721	14,578	20,299
Unknown	19	18	37

## COVID-19 doses administered for the past 2 weeks

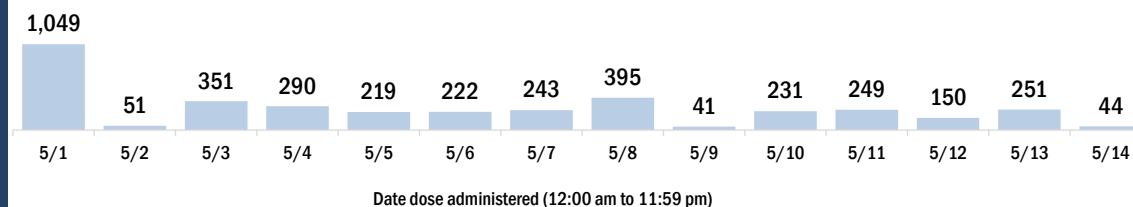


## Persons vaccinated for COVID-19 for the past 2 weeks

### Number of persons who received their first dose of a two-dose series of the COVID-19 vaccine



### Number of persons who completed the COVID-19 vaccine series



# COVID-19: Hillsborough County vaccine summary

Vaccination data through May 14, 2021 as of May 15, 2021 at 12:05 AM

Data in this report are provisional and subject to change.

Data in this summary pertain to COVID-19 vaccines approved by the U.S. Food and Drug Administration and have been issued an Emergency Use Authorization (Janssen COVID-19 Vaccine, Moderna COVID-19 Vaccine and Pfizer-BioNTech COVID-19 Vaccine). These data summarize the number of people who have received either their first dose or have completed the series for a COVID-19 vaccine. **A person can only be counted in one category, first dose or series complete.** For persons receiving Moderna or Pfizer vaccines, once they receive their second dose, they are moved from the first dose column to the series completed column. **Because of this, the total first dose category may show a change from report to report not matching the total receiving their first dose from the previous day.** Persons receiving Johnson & Johnson vaccines will always be counted in the series completed column.

## COVID-19 doses for vaccinated persons in Florida

**Doses administered** 975,738

People receiving one dose of a 1-dose series (Johnson & Johnson) or receiving only one dose of a 2-dose series (Moderna, Pfizer) count once. Persons receiving both doses of a 2-dose series count twice.

## Current status of persons vaccinated for COVID-19 in Florida

**Total people vaccinated** 589,678

First dose 146,553

Series completed 443,125

Completed 1-dose series 57,065

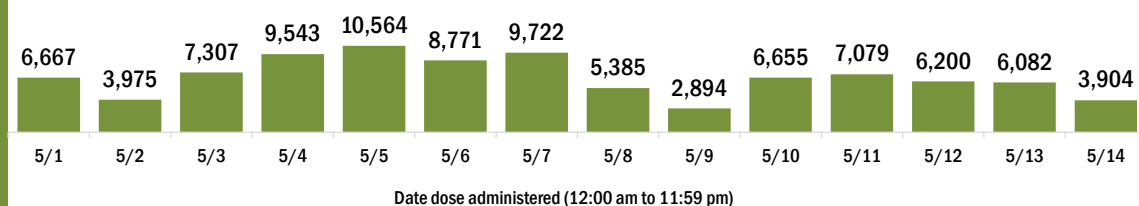
Completed 2-dose series 386,060

**First dose:** current number of people who have only received their first dose of the Moderna or Pfizer vaccine.

**Series complete:** current number of people who have received both Moderna or Pfizer vaccine doses or one Johnson & Johnson dose and are considered fully immunized.

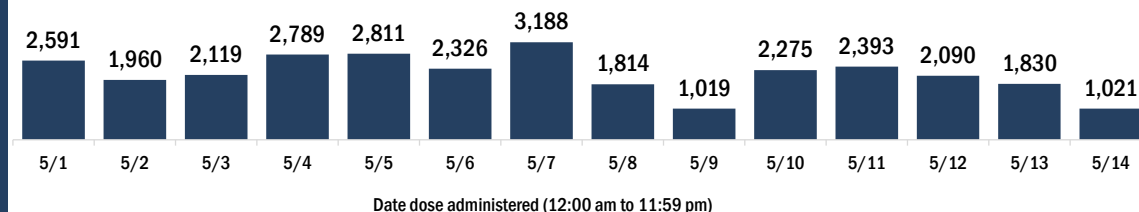
Demographic summary	First dose	Series complete	Total people vaccinated
<b>Age group</b>	146,553	443,125	589,678
16-24 years	16,263	32,991	49,254
25-34 years	19,861	51,431	71,292
35-44 years	20,279	64,051	84,330
45-54 years	19,998	77,291	97,289
55-64 years	20,356	91,975	112,331
65-74 years	29,626	75,131	104,757
75-84 years	15,188	37,119	52,307
85+ years	4,982	13,136	18,118
<b>Race</b>	146,553	443,125	589,678
White	88,090	286,335	374,425
Black	11,223	29,872	41,095
American Indian/Alaskan	690	1,210	1,900
Other	21,343	61,937	83,280
Unknown	25,207	63,771	88,978
<b>Other race</b> includes Asian, native Hawaiian/Pacific Islander, or other.			
<b>Ethnicity</b>	146,553	443,125	589,678
Hispanic	25,387	49,229	74,616
Non-Hispanic	68,594	253,155	321,749
Unknown	52,572	140,741	193,313
<b>Gender</b>	146,553	443,125	589,678
Female	77,082	245,778	322,860
Male	69,235	197,056	266,291
Unknown	236	291	527

## COVID-19 doses administered for the past 2 weeks

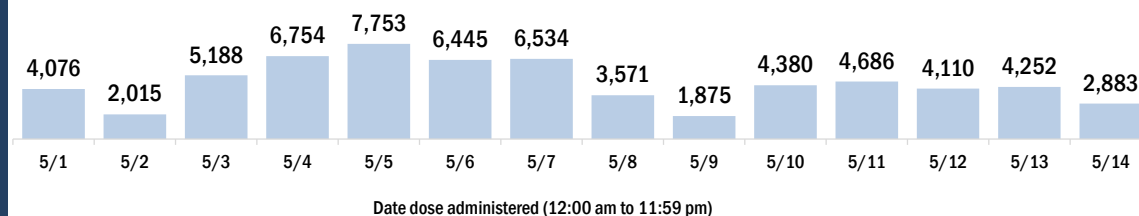


## Persons vaccinated for COVID-19 for the past 2 weeks

### Number of persons who received their first dose of a two-dose series of the COVID-19 vaccine



### Number of persons who completed the COVID-19 vaccine series



# COVID-19: Holmes County vaccine summary

Vaccination data through May 14, 2021 as of May 15, 2021 at 12:05 AM

Data in this report are provisional and subject to change.

Data in this summary pertain to COVID-19 vaccines approved by the U.S. Food and Drug Administration and have been issued an Emergency Use Authorization (Janssen COVID-19 Vaccine, Moderna COVID-19 Vaccine and Pfizer-BioNTech COVID-19 Vaccine). These data summarize the number of people who have received either their first dose or have completed the series for a COVID-19 vaccine. **A person can only be counted in one category, first dose or series complete.** For persons receiving Moderna or Pfizer vaccines, once they receive their second dose, they are moved from the first dose column to the series completed column. **Because of this, the total first dose category may show a change from report to report not matching the total receiving their first dose from the previous day.** Persons receiving Johnson & Johnson vaccines will always be counted in the series completed column.

## COVID-19 doses for vaccinated persons in Florida

**Doses administered** 7,202

People receiving one dose of a 1-dose series (Johnson & Johnson) or receiving only one dose of a 2-dose series (Moderna, Pfizer) count once. Persons receiving both doses of a 2-dose series count twice.

## Current status of persons vaccinated for COVID-19 in Florida

**Total people vaccinated** 4,253

First dose 952

Series completed 3,301

Completed 1-dose series 352

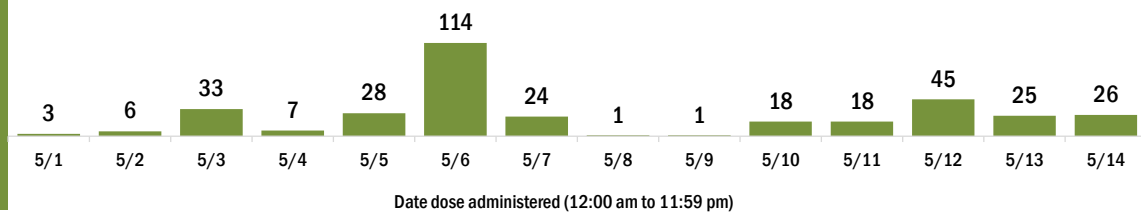
Completed 2-dose series 2,949

**First dose:** current number of people who have only received their first dose of the Moderna or Pfizer vaccine.

**Series complete:** current number of people who have received both Moderna or Pfizer vaccine doses or one Johnson & Johnson dose and are considered fully immunized.

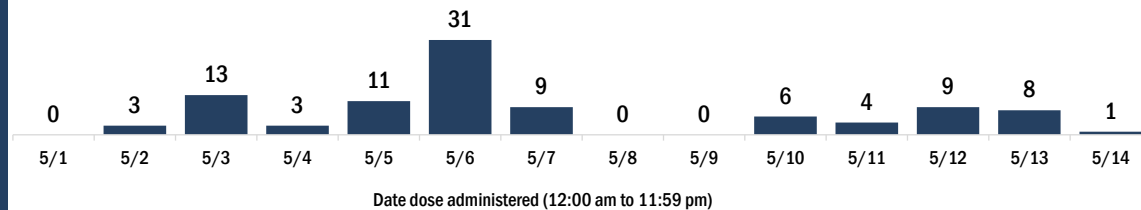
Demographic summary	First dose	Series complete	Total people vaccinated
<b>Age group</b>	952	3,301	4,253
16-24 years	49	64	113
25-34 years	120	111	231
35-44 years	156	189	345
45-54 years	180	325	505
55-64 years	217	677	894
65-74 years	136	1,055	1,191
75-84 years	70	694	764
85+ years	24	186	210
<b>Race</b>	952	3,301	4,253
White	658	2,848	3,506
Black	169	114	283
American Indian/Alaskan	6	37	43
Other	66	183	249
Unknown	53	119	172
<b>Other race</b> includes Asian, native Hawaiian/Pacific Islander, or other.			
<b>Ethnicity</b>	952	3,301	4,253
Hispanic	46	39	85
Non-Hispanic	751	2,772	3,523
Unknown	155	490	645
<b>Gender</b>	952	3,301	4,253
Female	307	1,805	2,112
Male	645	1,496	2,141
Unknown	0	0	0

## COVID-19 doses administered for the past 2 weeks

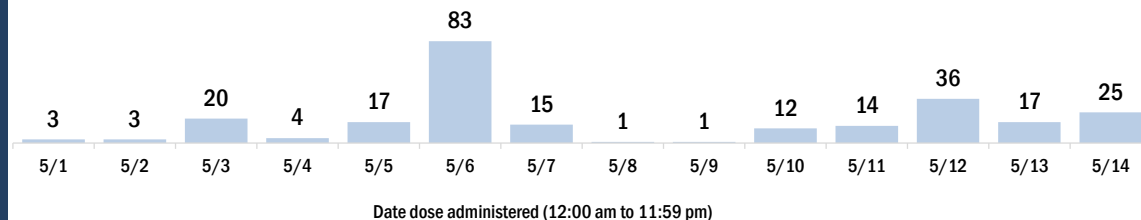


## Persons vaccinated for COVID-19 for the past 2 weeks

### Number of persons who received their first dose of a two-dose series of the COVID-19 vaccine



### Number of persons who completed the COVID-19 vaccine series



# COVID-19: Indian River County vaccine summary

Vaccination data through May 14, 2021 as of May 15, 2021 at 12:05 AM

Data in this report are provisional and subject to change.

Data in this summary pertain to COVID-19 vaccines approved by the U.S. Food and Drug Administration and have been issued an Emergency Use Authorization (Janssen COVID-19 Vaccine, Moderna COVID-19 Vaccine and Pfizer-BioNTech COVID-19 Vaccine). These data summarize the number of people who have received either their first dose or have completed the series for a COVID-19 vaccine. **A person can only be counted in one category, first dose or series complete.** For persons receiving Moderna or Pfizer vaccines, once they receive their second dose, they are moved from the first dose column to the series completed column. **Because of this, the total first dose category may show a change from report to report not matching the total receiving their first dose from the previous day.** Persons receiving Johnson & Johnson vaccines will always be counted in the series completed column.

## COVID-19 doses for vaccinated persons in Florida

**Doses administered** 145,665

People receiving one dose of a 1-dose series (Johnson & Johnson) or receiving only one dose of a 2-dose series (Moderna, Pfizer) count once. Persons receiving both doses of a 2-dose series count twice.

## Current status of persons vaccinated for COVID-19 in Florida

**Total people vaccinated** 84,587

First dose 20,765

Series completed 63,822

Completed 1-dose series 2,744

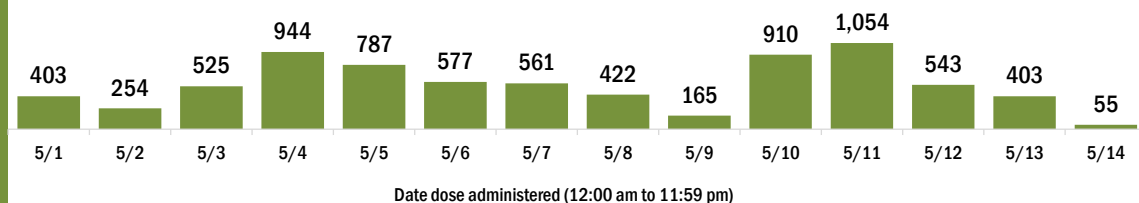
Completed 2-dose series 61,078

**First dose:** current number of people who have only received their first dose of the Moderna or Pfizer vaccine.

**Series complete:** current number of people who have received both Moderna or Pfizer vaccine doses or one Johnson & Johnson dose and are considered fully immunized.

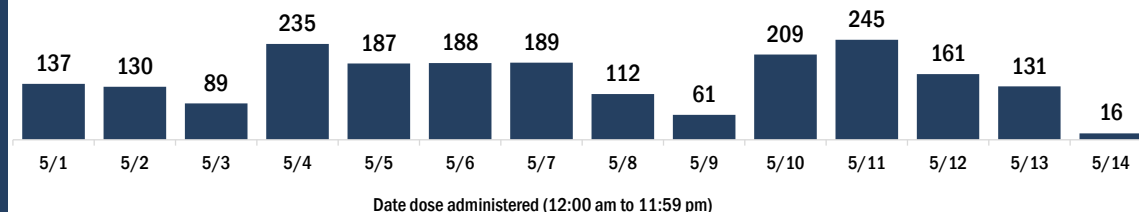
Demographic summary	First dose	Series complete	Total people vaccinated
<b>Age group</b>	20,765	63,822	84,587
16-24 years	1,213	1,573	2,786
25-34 years	1,390	2,314	3,704
35-44 years	1,596	3,204	4,800
45-54 years	2,188	5,570	7,758
55-64 years	3,866	12,416	16,282
65-74 years	4,962	21,271	26,233
75-84 years	3,843	13,086	16,929
85+ years	1,707	4,388	6,095
<b>Race</b>	20,765	63,822	84,587
White	14,948	46,788	61,736
Black	1,086	2,056	3,142
American Indian/Alaskan	136	323	459
Other	1,572	4,649	6,221
Unknown	3,023	10,006	13,029
<b>Other race</b> includes Asian, native Hawaiian/Pacific Islander, or other.			
<b>Ethnicity</b>	20,765	63,822	84,587
Hispanic	2,015	3,027	5,042
Non-Hispanic	9,981	39,444	49,425
Unknown	8,769	21,351	30,120
<b>Gender</b>	20,765	63,822	84,587
Female	10,945	35,474	46,419
Male	9,794	28,312	38,106
Unknown	26	36	62

## COVID-19 doses administered for the past 2 weeks

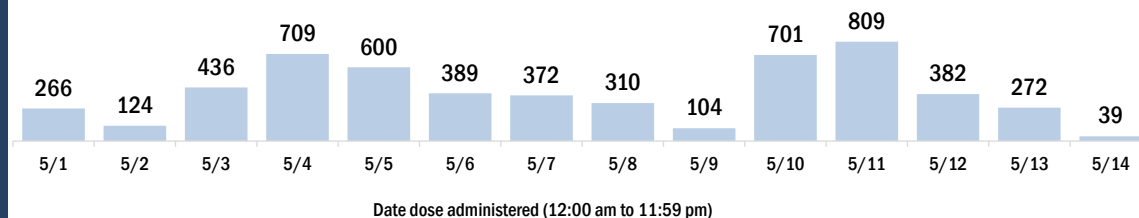


## Persons vaccinated for COVID-19 for the past 2 weeks

### Number of persons who received their first dose of a two-dose series of the COVID-19 vaccine



### Number of persons who completed the COVID-19 vaccine series





# COVID-19: Jackson County vaccine summary

Vaccination data through May 14, 2021 as of May 15, 2021 at 12:05 AM

Data in this report are provisional and subject to change.

Data in this summary pertain to COVID-19 vaccines approved by the U.S. Food and Drug Administration and have been issued an Emergency Use Authorization (Janssen COVID-19 Vaccine, Moderna COVID-19 Vaccine and Pfizer-BioNTech COVID-19 Vaccine). These data summarize the number of people who have received either their first dose or have completed the series for a COVID-19 vaccine. **A person can only be counted in one category, first dose or series complete.** For persons receiving Moderna or Pfizer vaccines, once they receive their second dose, they are moved from the first dose column to the series completed column. **Because of this, the total first dose category may show a change from report to report not matching the total receiving their first dose from the previous day.** Persons receiving Johnson & Johnson vaccines will always be counted in the series completed column.

## COVID-19 doses for vaccinated persons in Florida

**Doses administered** 24,617

People receiving one dose of a 1-dose series (Johnson & Johnson) or receiving only one dose of a 2-dose series (Moderna, Pfizer) count once. Persons receiving both doses of a 2-dose series count twice.

## Current status of persons vaccinated for COVID-19 in Florida

**Total people vaccinated** 13,903

First dose 2,272

Series completed 11,631

Completed 1-dose series 917

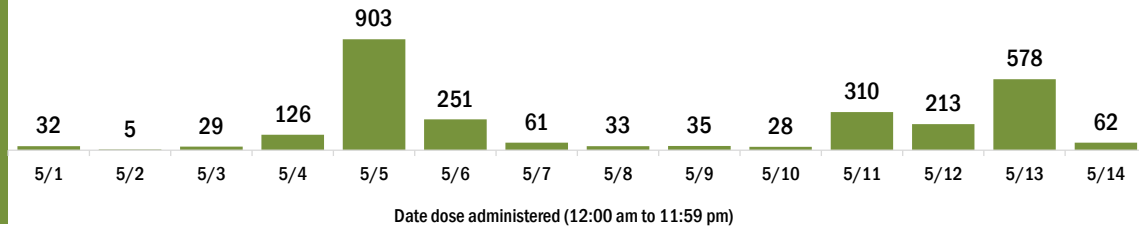
Completed 2-dose series 10,714

**First dose:** current number of people who have only received their first dose of the Moderna or Pfizer vaccine.

**Series complete:** current number of people who have received both Moderna or Pfizer vaccine doses or one Johnson & Johnson dose and are considered fully immunized.

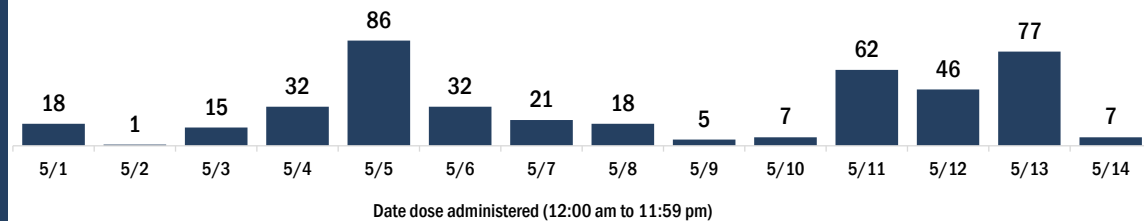
Demographic summary	First dose	Series complete	Total people vaccinated
<b>Age group</b>	2,272	11,631	13,903
16-24 years	121	256	377
25-34 years	224	650	874
35-44 years	284	1,007	1,291
45-54 years	350	1,532	1,882
55-64 years	398	2,527	2,925
65-74 years	453	3,203	3,656
75-84 years	323	1,846	2,169
85+ years	119	610	729
<b>Race</b>	2,272	11,631	13,903
White	1,332	7,910	9,242
Black	526	2,645	3,171
American Indian/Alaskan	11	59	70
Other	117	493	610
Unknown	286	524	810
<b>Other race</b> includes Asian, native Hawaiian/Pacific Islander, or other.			
<b>Ethnicity</b>	2,272	11,631	13,903
Hispanic	86	311	397
Non-Hispanic	1,336	8,503	9,839
Unknown	850	2,817	3,667
<b>Gender</b>	2,272	11,631	13,903
Female	1,109	5,800	6,909
Male	1,162	5,831	6,993
Unknown	1	0	1

## COVID-19 doses administered for the past 2 weeks

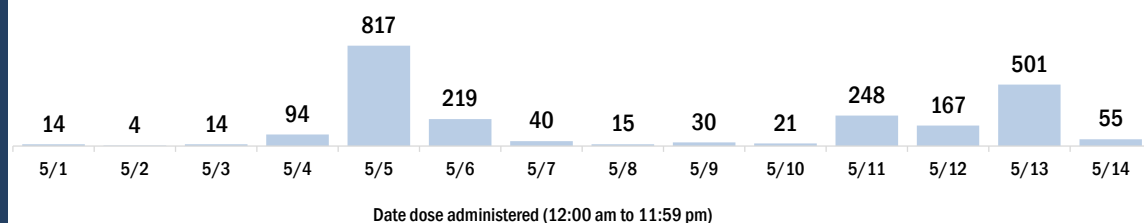


## Persons vaccinated for COVID-19 for the past 2 weeks

### Number of persons who received their first dose of a two-dose series of the COVID-19 vaccine



### Number of persons who completed the COVID-19 vaccine series



# COVID-19: Jefferson County vaccine summary

Vaccination data through May 14, 2021 as of May 15, 2021 at 12:05 AM

Data in this report are provisional and subject to change.

Data in this summary pertain to COVID-19 vaccines approved by the U.S. Food and Drug Administration and have been issued an Emergency Use Authorization (Janssen COVID-19 Vaccine, Moderna COVID-19 Vaccine and Pfizer-BioNTech COVID-19 Vaccine). These data summarize the number of people who have received either their first dose or have completed the series for a COVID-19 vaccine. **A person can only be counted in one category, first dose or series complete.** For persons receiving Moderna or Pfizer vaccines, once they receive their second dose, they are moved from the first dose column to the series completed column. **Because of this, the total first dose category may show a change from report to report not matching the total receiving their first dose from the previous day.** Persons receiving Johnson & Johnson vaccines will always be counted in the series completed column.

## COVID-19 doses for vaccinated persons in Florida

**Doses administered** 9,133

People receiving one dose of a 1-dose series (Johnson & Johnson) or receiving only one dose of a 2-dose series (Moderna, Pfizer) count once. Persons receiving both doses of a 2-dose series count twice.

## Current status of persons vaccinated for COVID-19 in Florida

**Total people vaccinated** 5,208

First dose 977

Series completed 4,231

Completed 1-dose series 306

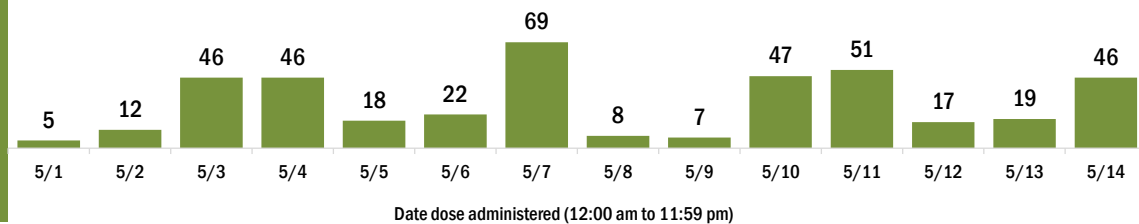
Completed 2-dose series 3,925

**First dose:** current number of people who have only received their first dose of the Moderna or Pfizer vaccine.

**Series complete:** current number of people who have received both Moderna or Pfizer vaccine doses or one Johnson & Johnson dose and are considered fully immunized.

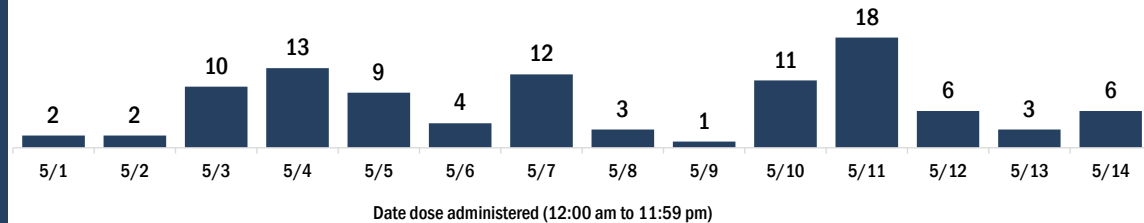
Demographic summary	First dose	Series complete	Total people vaccinated
<b>Age group</b>	977	4,231	5,208
16-24 years	61	110	171
25-34 years	90	159	249
35-44 years	160	243	403
45-54 years	209	509	718
55-64 years	258	1,019	1,277
65-74 years	123	1,342	1,465
75-84 years	54	668	722
85+ years	22	181	203
<b>Race</b>	977	4,231	5,208
White	542	2,397	2,939
Black	288	1,010	1,298
American Indian/Alaskan	2	7	9
Other	90	546	636
Unknown	55	271	326
<b>Other race</b> includes Asian, native Hawaiian/Pacific Islander, or other.			
<b>Ethnicity</b>	977	4,231	5,208
Hispanic	25	97	122
Non-Hispanic	775	2,967	3,742
Unknown	177	1,167	1,344
<b>Gender</b>	977	4,231	5,208
Female	338	2,448	2,786
Male	639	1,783	2,422
Unknown	0	0	0

## COVID-19 doses administered for the past 2 weeks

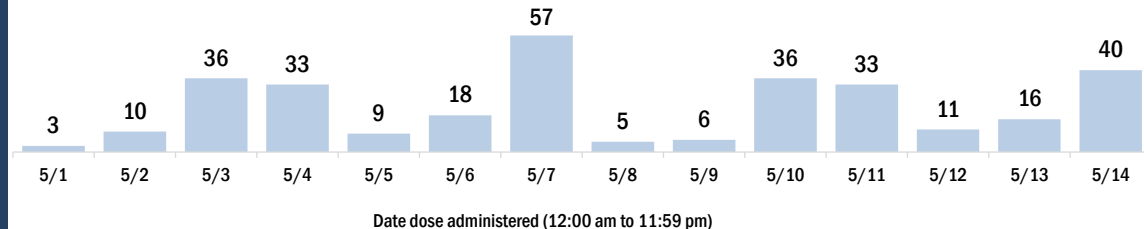


## Persons vaccinated for COVID-19 for the past 2 weeks

### Number of persons who received their first dose of a two-dose series of the COVID-19 vaccine



### Number of persons who completed the COVID-19 vaccine series



# COVID-19: Lafayette County vaccine summary

Vaccination data through May 14, 2021 as of May 15, 2021 at 12:05 AM

Data in this report are provisional and subject to change.

Data in this summary pertain to COVID-19 vaccines approved by the U.S. Food and Drug Administration and have been issued an Emergency Use Authorization (Janssen COVID-19 Vaccine, Moderna COVID-19 Vaccine and Pfizer-BioNTech COVID-19 Vaccine). These data summarize the number of people who have received either their first dose or have completed the series for a COVID-19 vaccine. **A person can only be counted in one category, first dose or series complete.** For persons receiving Moderna or Pfizer vaccines, once they receive their second dose, they are moved from the first dose column to the series completed column. **Because of this, the total first dose category may show a change from report to report not matching the total receiving their first dose from the previous day.** Persons receiving Johnson & Johnson vaccines will always be counted in the series completed column.

## COVID-19 doses for vaccinated persons in Florida

**Doses administered** 3,672

People receiving one dose of a 1-dose series (Johnson & Johnson) or receiving only one dose of a 2-dose series (Moderna, Pfizer) count once. Persons receiving both doses of a 2-dose series count twice.

## Current status of persons vaccinated for COVID-19 in Florida

**Total people vaccinated** 2,182

First dose 637

Series completed 1,545

Completed 1-dose series 55

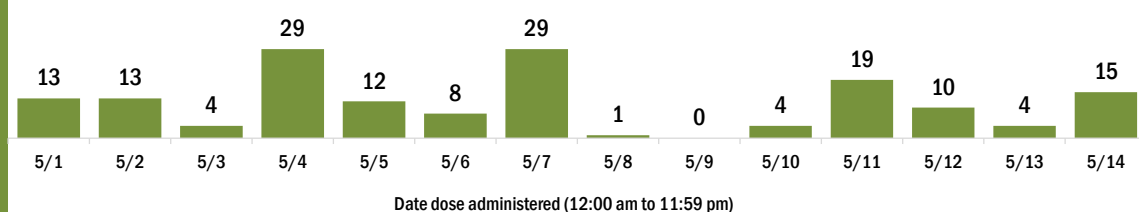
Completed 2-dose series 1,490

**First dose:** current number of people who have only received their first dose of the Moderna or Pfizer vaccine.

**Series complete:** current number of people who have received both Moderna or Pfizer vaccine doses or one Johnson & Johnson dose and are considered fully immunized.

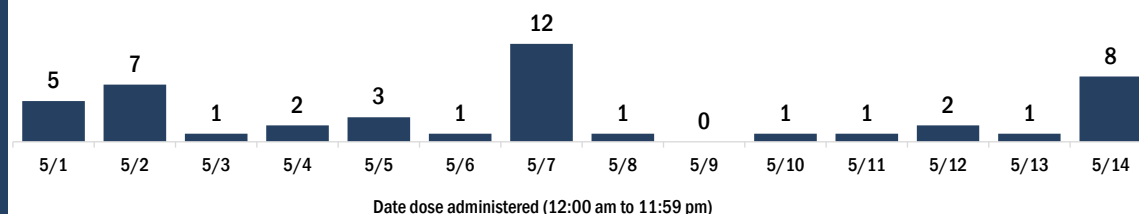
Demographic summary	First dose	Series complete	Total people vaccinated
<b>Age group</b>	637	1,545	2,182
16-24 years	25	16	41
25-34 years	87	31	118
35-44 years	114	62	176
45-54 years	125	133	258
55-64 years	94	226	320
65-74 years	110	632	742
75-84 years	56	344	400
85+ years	26	101	127
<b>Race</b>	637	1,545	2,182
White	390	1,312	1,702
Black	142	55	197
American Indian/Alaskan	3	6	9
Other	46	90	136
Unknown	56	82	138
<b>Other race</b> includes Asian, native Hawaiian/Pacific Islander, or other.			
<b>Ethnicity</b>	637	1,545	2,182
Hispanic	43	75	118
Non-Hispanic	192	1,213	1,405
Unknown	402	257	659
<b>Gender</b>	637	1,545	2,182
Female	168	790	958
Male	468	755	1,223
Unknown	1	0	1

## COVID-19 doses administered for the past 2 weeks

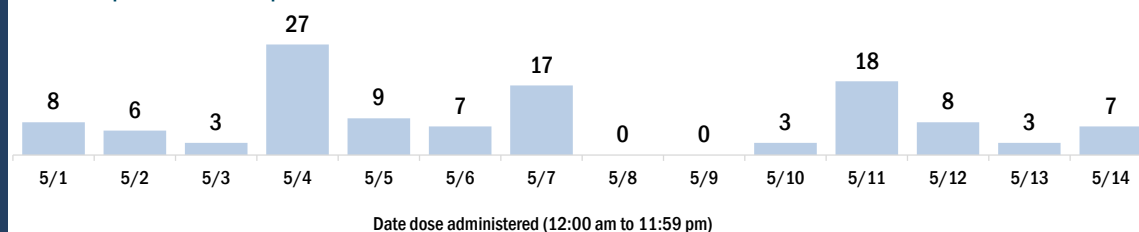


## Persons vaccinated for COVID-19 for the past 2 weeks

### Number of persons who received their first dose of a two-dose series of the COVID-19 vaccine



### Number of persons who completed the COVID-19 vaccine series



# COVID-19: Lake County vaccine summary

Vaccination data through May 14, 2021 as of May 15, 2021 at 12:05 AM

Data in this report are provisional and subject to change.

Data in this summary pertain to COVID-19 vaccines approved by the U.S. Food and Drug Administration and have been issued an Emergency Use Authorization (Janssen COVID-19 Vaccine, Moderna COVID-19 Vaccine and Pfizer-BioNTech COVID-19 Vaccine). These data summarize the number of people who have received either their first dose or have completed the series for a COVID-19 vaccine. **A person can only be counted in one category, first dose or series complete.** For persons receiving Moderna or Pfizer vaccines, once they receive their second dose, they are moved from the first dose column to the series completed column. **Because of this, the total first dose category may show a change from report to report not matching the total receiving their first dose from the previous day.** Persons receiving Johnson & Johnson vaccines will always be counted in the series completed column.

## COVID-19 doses for vaccinated persons in Florida

**Doses administered** 309,216

People receiving one dose of a 1-dose series (Johnson & Johnson) or receiving only one dose of a 2-dose series (Moderna, Pfizer) count once. Persons receiving both doses of a 2-dose series count twice.

## Current status of persons vaccinated for COVID-19 in Florida

**Total people vaccinated** 173,241

First dose 29,339

Series completed 143,902

Completed 1-dose series 7,927

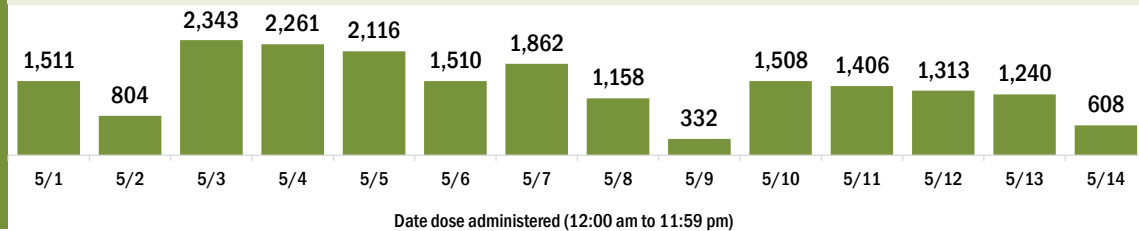
Completed 2-dose series 135,975

**First dose:** current number of people who have only received their first dose of the Moderna or Pfizer vaccine.

**Series complete:** current number of people who have received both Moderna or Pfizer vaccine doses or one Johnson & Johnson dose and are considered fully immunized.

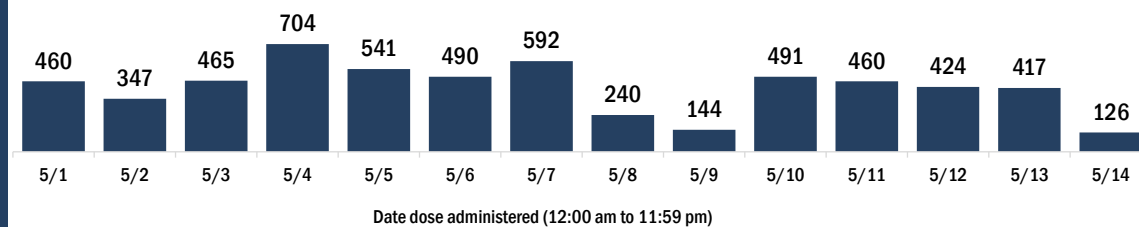
Demographic summary	First dose	Series complete	Total people vaccinated
<b>Age group</b>	29,339	143,902	173,241
16-24 years	2,898	5,743	8,641
25-34 years	3,359	7,423	10,782
35-44 years	3,841	10,465	14,306
45-54 years	4,331	15,184	19,515
55-64 years	5,371	25,822	31,193
65-74 years	4,768	42,079	46,847
75-84 years	3,360	28,773	32,133
85+ years	1,411	8,413	9,824
<b>Race</b>	29,339	143,902	173,241
White	18,135	106,152	124,287
Black	2,036	7,581	9,617
American Indian/Alaskan	174	797	971
Other	3,323	13,019	16,342
Unknown	5,671	16,353	22,024
<b>Other race</b> includes Asian, native Hawaiian/Pacific Islander, or other.			
<b>Ethnicity</b>	29,339	143,902	173,241
Hispanic	3,792	11,614	15,406
Non-Hispanic	12,894	84,489	97,383
Unknown	12,653	47,799	60,452
<b>Gender</b>	29,339	143,902	173,241
Female	15,832	80,276	96,108
Male	13,455	63,508	76,963
Unknown	52	118	170

## COVID-19 doses administered for the past 2 weeks

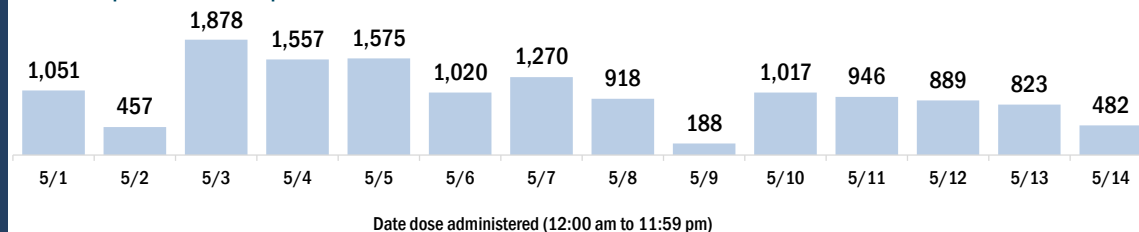


## Persons vaccinated for COVID-19 for the past 2 weeks

### Number of persons who received their first dose of a two-dose series of the COVID-19 vaccine



### Number of persons who completed the COVID-19 vaccine series



# COVID-19: Lee County vaccine summary

Vaccination data through May 14, 2021 as of May 15, 2021 at 12:05 AM

Data in this report are provisional and subject to change.

Data in this summary pertain to COVID-19 vaccines approved by the U.S. Food and Drug Administration and have been issued an Emergency Use Authorization (Janssen COVID-19 Vaccine, Moderna COVID-19 Vaccine and Pfizer-BioNTech COVID-19 Vaccine). These data summarize the number of people who have received either their first dose or have completed the series for a COVID-19 vaccine. **A person can only be counted in one category, first dose or series complete.** For persons receiving Moderna or Pfizer vaccines, once they receive their second dose, they are moved from the first dose column to the series completed column. **Because of this, the total first dose category may show a change from report to report not matching the total receiving their first dose from the previous day.** Persons receiving Johnson & Johnson vaccines will always be counted in the series completed column.

## COVID-19 doses for vaccinated persons in Florida

**Doses administered** 606,606

People receiving one dose of a 1-dose series (Johnson & Johnson) or receiving only one dose of a 2-dose series (Moderna, Pfizer) count once. Persons receiving both doses of a 2-dose series count twice.

## Current status of persons vaccinated for COVID-19 in Florida

**Total people vaccinated** 344,522

First dose 66,266

Series completed 278,256

Completed 1-dose series 16,172

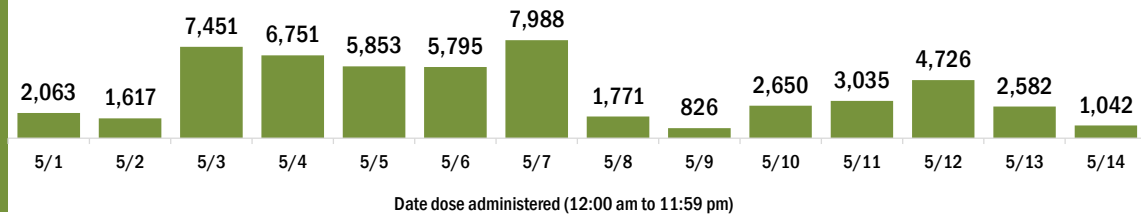
Completed 2-dose series 262,084

**First dose:** current number of people who have only received their first dose of the Moderna or Pfizer vaccine.

**Series complete:** current number of people who have received both Moderna or Pfizer vaccine doses or one Johnson & Johnson dose and are considered fully immunized.

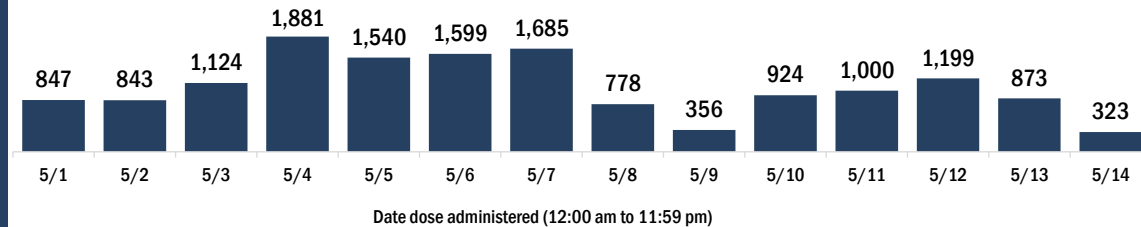
Demographic summary	First dose	Series complete	Total people vaccinated
<b>Age group</b>	66,266	278,256	344,522
16-24 years	6,044	7,037	13,081
25-34 years	6,612	11,921	18,533
35-44 years	8,278	16,984	25,262
45-54 years	9,730	26,451	36,181
55-64 years	13,053	53,100	66,153
65-74 years	12,315	92,838	105,153
75-84 years	7,541	55,193	62,734
85+ years	2,693	14,732	17,425
<b>Race</b>	66,266	278,256	344,522
White	43,332	199,843	243,175
Black	3,024	7,225	10,249
American Indian/Alaskan	284	968	1,252
Other	6,700	19,113	25,813
Unknown	12,926	51,107	64,033
<b>Other race</b> includes Asian, native Hawaiian/Pacific Islander, or other.			
<b>Ethnicity</b>	66,266	278,256	344,522
Hispanic	12,216	23,505	35,721
Non-Hispanic	30,022	159,069	189,091
Unknown	24,028	95,682	119,710
<b>Gender</b>	66,266	278,256	344,522
Female	35,065	153,511	188,576
Male	31,018	124,309	155,327
Unknown	183	436	619

## COVID-19 doses administered for the past 2 weeks

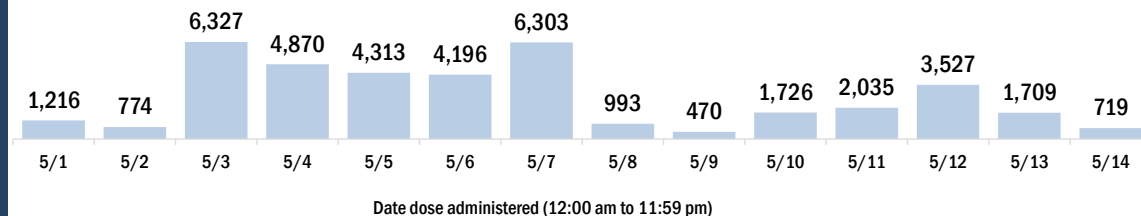


## Persons vaccinated for COVID-19 for the past 2 weeks

### Number of persons who received their first dose of a two-dose series of the COVID-19 vaccine



### Number of persons who completed the COVID-19 vaccine series



# COVID-19: Leon County vaccine summary

Vaccination data through May 14, 2021 as of May 15, 2021 at 12:05 AM

Data in this report are provisional and subject to change.

Data in this summary pertain to COVID-19 vaccines approved by the U.S. Food and Drug Administration and have been issued an Emergency Use Authorization (Janssen COVID-19 Vaccine, Moderna COVID-19 Vaccine and Pfizer-BioNTech COVID-19 Vaccine). These data summarize the number of people who have received either their first dose or have completed the series for a COVID-19 vaccine. **A person can only be counted in one category, first dose or series complete.** For persons receiving Moderna or Pfizer vaccines, once they receive their second dose, they are moved from the first dose column to the series completed column. **Because of this, the total first dose category may show a change from report to report not matching the total receiving their first dose from the previous day.** Persons receiving Johnson & Johnson vaccines will always be counted in the series completed column.

## COVID-19 doses for vaccinated persons in Florida

**Doses administered** 211,727

People receiving one dose of a 1-dose series (Johnson & Johnson) or receiving only one dose of a 2-dose series (Moderna, Pfizer) count once. Persons receiving both doses of a 2-dose series count twice.

## Current status of persons vaccinated for COVID-19 in Florida

**Total people vaccinated** 118,367

First dose 20,039

Series completed 98,328

Completed 1-dose series 4,968

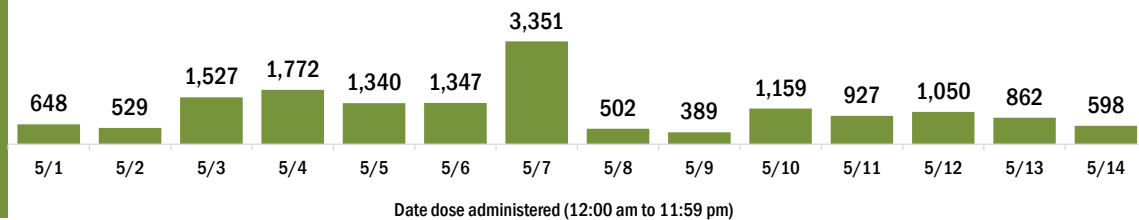
Completed 2-dose series 93,360

**First dose:** current number of people who have only received their first dose of the Moderna or Pfizer vaccine.

**Series complete:** current number of people who have received both Moderna or Pfizer vaccine doses or one Johnson & Johnson dose and are considered fully immunized.

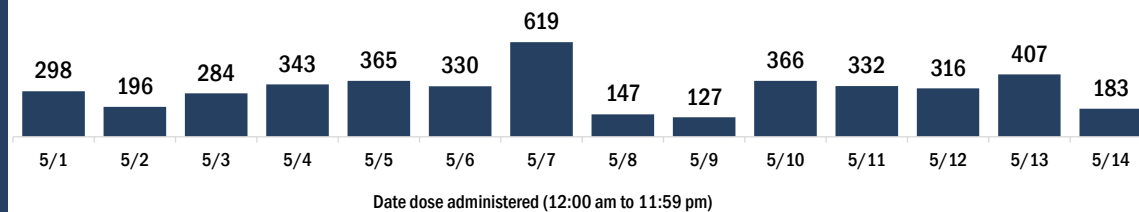
Demographic summary	First dose	Series complete	Total people vaccinated
<b>Age group</b>	20,039	98,328	118,367
16-24 years	4,288	9,772	14,060
25-34 years	3,596	11,594	15,190
35-44 years	3,212	12,293	15,505
45-54 years	2,687	13,981	16,668
55-64 years	2,516	18,834	21,350
65-74 years	2,106	19,830	21,936
75-84 years	1,041	8,957	9,998
85+ years	593	3,067	3,660
<b>Race</b>	20,039	98,328	118,367
White	10,581	57,796	68,377
Black	3,641	13,890	17,531
American Indian/Alaskan	68	309	377
Other	2,700	17,137	19,837
Unknown	3,049	9,196	12,245
<b>Other race</b> includes Asian, native Hawaiian/Pacific Islander, or other.			
<b>Ethnicity</b>	20,039	98,328	118,367
Hispanic	1,483	4,810	6,293
Non-Hispanic	12,516	71,358	83,874
Unknown	6,040	22,160	28,200
<b>Gender</b>	20,039	98,328	118,367
Female	10,876	55,969	66,845
Male	9,116	42,317	51,433
Unknown	47	42	89

## COVID-19 doses administered for the past 2 weeks

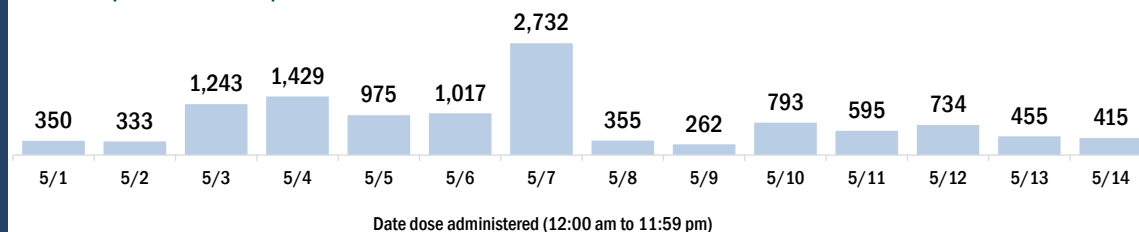


## Persons vaccinated for COVID-19 for the past 2 weeks

### Number of persons who received their first dose of a two-dose series of the COVID-19 vaccine



### Number of persons who completed the COVID-19 vaccine series



# COVID-19: Levy County vaccine summary

Vaccination data through May 14, 2021 as of May 15, 2021 at 12:05 AM

Data in this report are provisional and subject to change.

Data in this summary pertain to COVID-19 vaccines approved by the U.S. Food and Drug Administration and have been issued an Emergency Use Authorization (Janssen COVID-19 Vaccine, Moderna COVID-19 Vaccine and Pfizer-BioNTech COVID-19 Vaccine). These data summarize the number of people who have received either their first dose or have completed the series for a COVID-19 vaccine. **A person can only be counted in one category, first dose or series complete.** For persons receiving Moderna or Pfizer vaccines, once they receive their second dose, they are moved from the first dose column to the series completed column. **Because of this, the total first dose category may show a change from report to report not matching the total receiving their first dose from the previous day.** Persons receiving Johnson & Johnson vaccines will always be counted in the series completed column.

## COVID-19 doses for vaccinated persons in Florida

**Doses administered** 20,259

People receiving one dose of a 1-dose series (Johnson & Johnson) or receiving only one dose of a 2-dose series (Moderna, Pfizer) count once. Persons receiving both doses of a 2-dose series count twice.

## Current status of persons vaccinated for COVID-19 in Florida

**Total people vaccinated** 11,702

First dose 1,890

Series completed 9,812

Completed 1-dose series 1,255

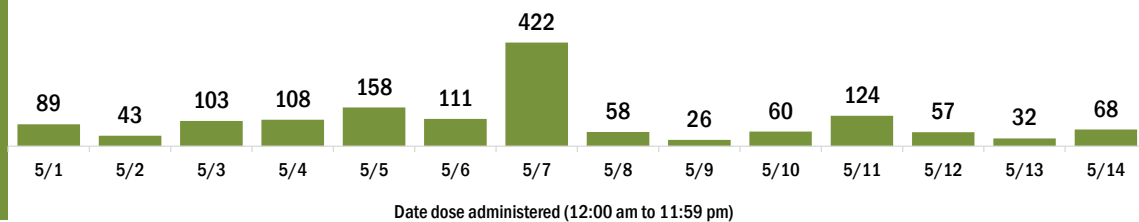
Completed 2-dose series 8,557

**First dose:** current number of people who have only received their first dose of the Moderna or Pfizer vaccine.

**Series complete:** current number of people who have received both Moderna or Pfizer vaccine doses or one Johnson & Johnson dose and are considered fully immunized.

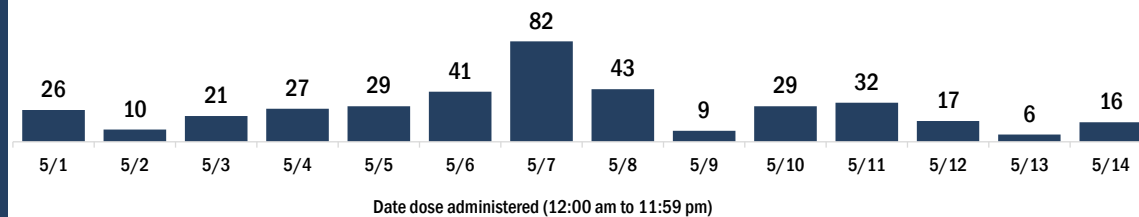
Demographic summary	First dose	Series complete	Total people vaccinated
<b>Age group</b>	<b>1,890</b>	<b>9,812</b>	<b>11,702</b>
16-24 years	131	190	321
25-34 years	182	348	530
35-44 years	226	453	679
45-54 years	257	892	1,149
55-64 years	478	2,155	2,633
65-74 years	377	3,510	3,887
75-84 years	190	1,821	2,011
85+ years	49	443	492
<b>Race</b>	<b>1,890</b>	<b>9,812</b>	<b>11,702</b>
White	1,325	7,746	9,071
Black	199	647	846
American Indian/Alaskan	9	55	64
Other	163	552	715
Unknown	194	812	1,006
<b>Other race</b> includes Asian, native Hawaiian/Pacific Islander, or other.			
<b>Ethnicity</b>	<b>1,890</b>	<b>9,812</b>	<b>11,702</b>
Hispanic	158	456	614
Non-Hispanic	1,250	7,225	8,475
Unknown	482	2,131	2,613
<b>Gender</b>	<b>1,890</b>	<b>9,812</b>	<b>11,702</b>
Female	1,061	5,526	6,587
Male	826	4,286	5,112
Unknown	3	0	3

## COVID-19 doses administered for the past 2 weeks

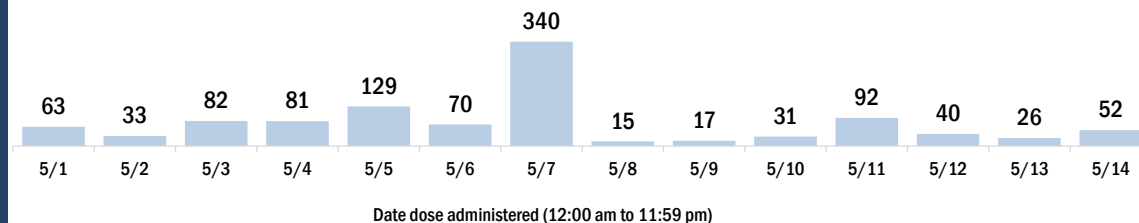


## Persons vaccinated for COVID-19 for the past 2 weeks

### Number of persons who received their first dose of a two-dose series of the COVID-19 vaccine



### Number of persons who completed the COVID-19 vaccine series





# COVID-19: Liberty County vaccine summary

Vaccination data through May 14, 2021 as of May 15, 2021 at 12:05 AM

Data in this report are provisional and subject to change.

Data in this summary pertain to COVID-19 vaccines approved by the U.S. Food and Drug Administration and have been issued an Emergency Use Authorization (Janssen COVID-19 Vaccine, Moderna COVID-19 Vaccine and Pfizer-BioNTech COVID-19 Vaccine). These data summarize the number of people who have received either their first dose or have completed the series for a COVID-19 vaccine. **A person can only be counted in one category, first dose or series complete.** For persons receiving Moderna or Pfizer vaccines, once they receive their second dose, they are moved from the first dose column to the series completed column. **Because of this, the total first dose category may show a change from report to report not matching the total receiving their first dose from the previous day.** Persons receiving Johnson & Johnson vaccines will always be counted in the series completed column.

## COVID-19 doses for vaccinated persons in Florida

**Doses administered** 3,325

People receiving one dose of a 1-dose series (Johnson & Johnson) or receiving only one dose of a 2-dose series (Moderna, Pfizer) count once. Persons receiving both doses of a 2-dose series count twice.

## Current status of persons vaccinated for COVID-19 in Florida

**Total people vaccinated** 2,043

First dose 669

Series completed 1,374

Completed 1-dose series 92

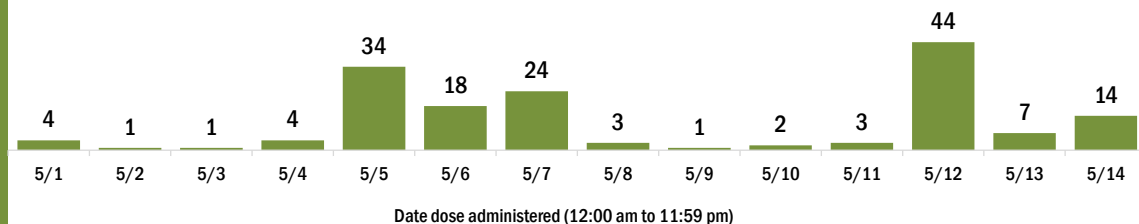
Completed 2-dose series 1,282

**First dose:** current number of people who have only received their first dose of the Moderna or Pfizer vaccine.

**Series complete:** current number of people who have received both Moderna or Pfizer vaccine doses or one Johnson & Johnson dose and are considered fully immunized.

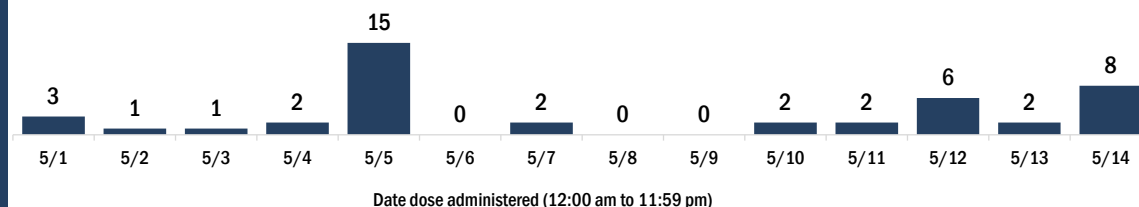
Demographic summary	First dose	Series complete	Total people vaccinated
<b>Age group</b>	669	1,374	2,043
16-24 years	26	33	59
25-34 years	98	50	148
35-44 years	143	105	248
45-54 years	161	143	304
55-64 years	149	331	480
65-74 years	67	426	493
75-84 years	21	227	248
85+ years	4	59	63
<b>Race</b>	669	1,374	2,043
White	211	995	1,206
Black	82	133	215
American Indian/Alaskan	2	11	13
Other	41	105	146
Unknown	333	130	463
<b>Other race</b> includes Asian, native Hawaiian/Pacific Islander, or other.			
<b>Ethnicity</b>	669	1,374	2,043
Hispanic	13	21	34
Non-Hispanic	115	764	879
Unknown	541	589	1,130
<b>Gender</b>	669	1,374	2,043
Female	122	738	860
Male	547	636	1,183
Unknown	0	0	0

## COVID-19 doses administered for the past 2 weeks

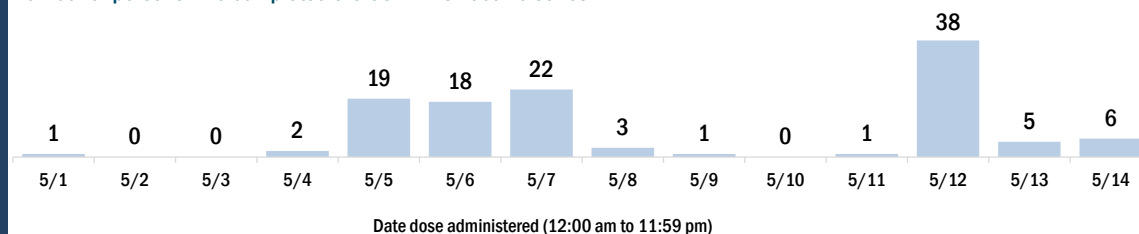


## Persons vaccinated for COVID-19 for the past 2 weeks

### Number of persons who received their first dose of a two-dose series of the COVID-19 vaccine



### Number of persons who completed the COVID-19 vaccine series



# COVID-19: Madison County vaccine summary

Vaccination data through May 14, 2021 as of May 15, 2021 at 12:05 AM

Data in this report are provisional and subject to change.

Data in this summary pertain to COVID-19 vaccines approved by the U.S. Food and Drug Administration and have been issued an Emergency Use Authorization (Janssen COVID-19 Vaccine, Moderna COVID-19 Vaccine and Pfizer-BioNTech COVID-19 Vaccine). These data summarize the number of people who have received either their first dose or have completed the series for a COVID-19 vaccine. **A person can only be counted in one category, first dose or series complete.** For persons receiving Moderna or Pfizer vaccines, once they receive their second dose, they are moved from the first dose column to the series completed column. **Because of this, the total first dose category may show a change from report to report not matching the total receiving their first dose from the previous day.** Persons receiving Johnson & Johnson vaccines will always be counted in the series completed column.

## COVID-19 doses for vaccinated persons in Florida

**Doses administered** 10,199

People receiving one dose of a 1-dose series (Johnson & Johnson) or receiving only one dose of a 2-dose series (Moderna, Pfizer) count once. Persons receiving both doses of a 2-dose series count twice.

## Current status of persons vaccinated for COVID-19 in Florida

**Total people vaccinated** 5,817

First dose 991

Series completed 4,826

Completed 1-dose series 444

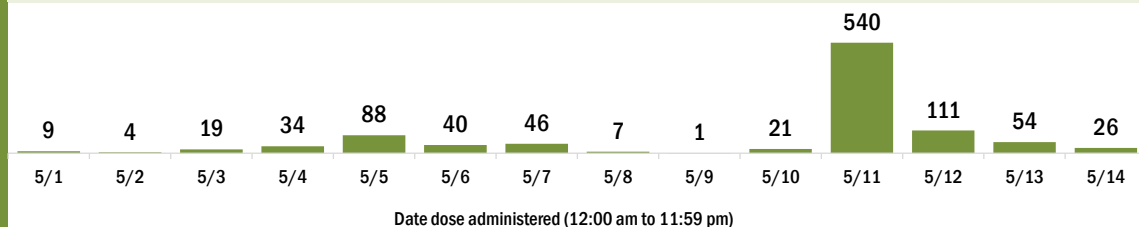
Completed 2-dose series 4,382

**First dose:** current number of people who have only received their first dose of the Moderna or Pfizer vaccine.

**Series complete:** current number of people who have received both Moderna or Pfizer vaccine doses or one Johnson & Johnson dose and are considered fully immunized.

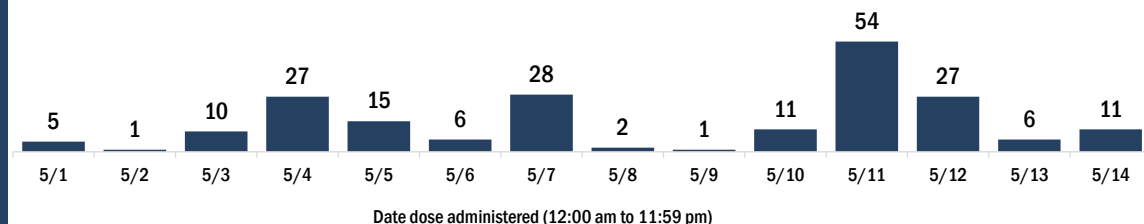
Demographic summary	First dose	Series complete	Total people vaccinated
<b>Age group</b>	991	4,826	5,817
16-24 years	55	96	151
25-34 years	108	207	315
35-44 years	124	408	532
45-54 years	197	593	790
55-64 years	290	1,033	1,323
65-74 years	133	1,493	1,626
75-84 years	61	784	845
85+ years	23	212	235
<b>Race</b>	991	4,826	5,817
White	482	2,716	3,198
Black	334	1,477	1,811
American Indian/Alaskan	1	9	10
Other	83	378	461
Unknown	91	246	337
<b>Other race</b> includes Asian, native Hawaiian/Pacific Islander, or other.			
<b>Ethnicity</b>	991	4,826	5,817
Hispanic	62	211	273
Non-Hispanic	727	2,892	3,619
Unknown	202	1,723	1,925
<b>Gender</b>	991	4,826	5,817
Female	467	2,399	2,866
Male	524	2,427	2,951
Unknown	0	0	0

## COVID-19 doses administered for the past 2 weeks

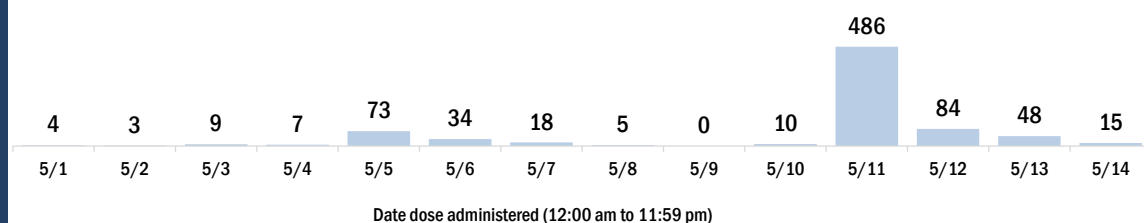


## Persons vaccinated for COVID-19 for the past 2 weeks

### Number of persons who received their first dose of a two-dose series of the COVID-19 vaccine



### Number of persons who completed the COVID-19 vaccine series



# COVID-19: Manatee County vaccine summary

Vaccination data through May 14, 2021 as of May 15, 2021 at 12:05 AM

Data in this report are provisional and subject to change.

Data in this summary pertain to COVID-19 vaccines approved by the U.S. Food and Drug Administration and have been issued an Emergency Use Authorization (Janssen COVID-19 Vaccine, Moderna COVID-19 Vaccine and Pfizer-BioNTech COVID-19 Vaccine). These data summarize the number of people who have received either their first dose or have completed the series for a COVID-19 vaccine. **A person can only be counted in one category, first dose or series complete.** For persons receiving Moderna or Pfizer vaccines, once they receive their second dose, they are moved from the first dose column to the series completed column. **Because of this, the total first dose category may show a change from report to report not matching the total receiving their first dose from the previous day.** Persons receiving Johnson & Johnson vaccines will always be counted in the series completed column.

## COVID-19 doses for vaccinated persons in Florida

**Doses administered** 316,172

People receiving one dose of a 1-dose series (Johnson & Johnson) or receiving only one dose of a 2-dose series (Moderna, Pfizer) count once. Persons receiving both doses of a 2-dose series count twice.

## Current status of persons vaccinated for COVID-19 in Florida

**Total people vaccinated** 179,015

First dose 34,283

Series completed 144,732

Completed 1-dose series 7,575

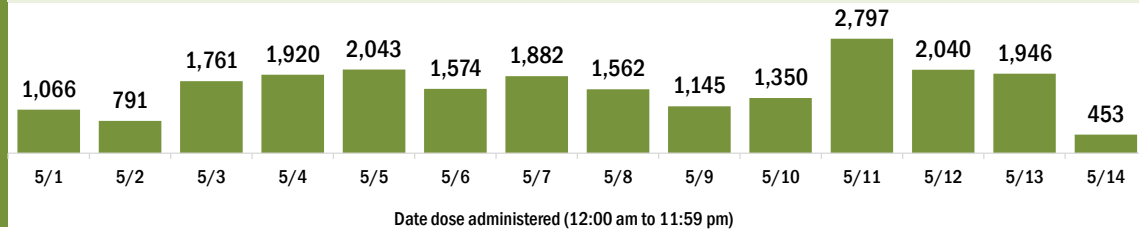
Completed 2-dose series 137,157

**First dose:** current number of people who have only received their first dose of the Moderna or Pfizer vaccine.

**Series complete:** current number of people who have received both Moderna or Pfizer vaccine doses or one Johnson & Johnson dose and are considered fully immunized.

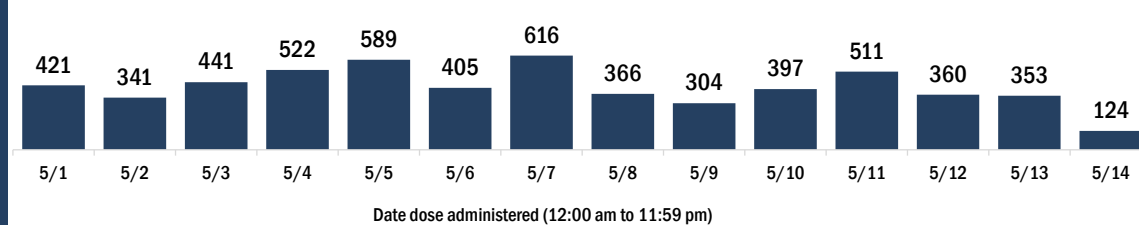
Demographic summary	First dose	Series complete	Total people vaccinated
<b>Age group</b>	<b>34,283</b>	<b>144,732</b>	<b>179,015</b>
16-24 years	2,941	4,567	7,508
25-34 years	3,196	7,244	10,440
35-44 years	3,804	10,230	14,034
45-54 years	4,797	15,903	20,700
55-64 years	6,421	29,294	35,715
65-74 years	7,007	44,363	51,370
75-84 years	4,393	25,317	29,710
85+ years	1,724	7,814	9,538
<b>Race</b>	<b>34,283</b>	<b>144,732</b>	<b>179,015</b>
White	23,268	110,191	133,459
Black	1,422	4,663	6,085
American Indian/Alaskan	165	566	731
Other	3,135	11,206	14,341
Unknown	6,293	18,106	24,399
<b>Other race</b> includes Asian, native Hawaiian/Pacific Islander, or other.			
<b>Ethnicity</b>	<b>34,283</b>	<b>144,732</b>	<b>179,015</b>
Hispanic	3,753	8,870	12,623
Non-Hispanic	17,541	87,694	105,235
Unknown	12,989	48,168	61,157
<b>Gender</b>	<b>34,283</b>	<b>144,732</b>	<b>179,015</b>
Female	18,262	80,112	98,374
Male	15,910	64,538	80,448
Unknown	111	82	193

## COVID-19 doses administered for the past 2 weeks

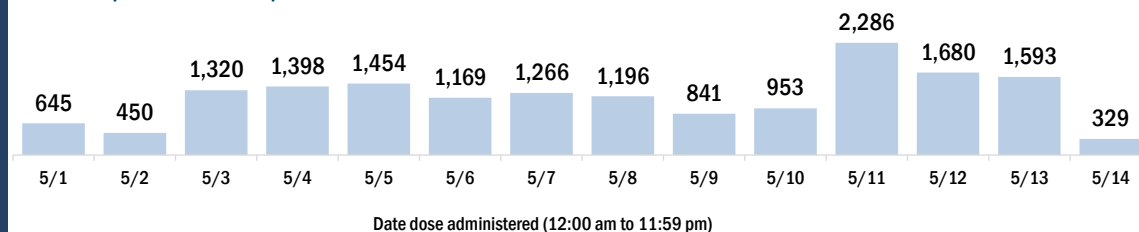


## Persons vaccinated for COVID-19 for the past 2 weeks

### Number of persons who received their first dose of a two-dose series of the COVID-19 vaccine



### Number of persons who completed the COVID-19 vaccine series



# COVID-19: Marion County vaccine summary

Vaccination data through May 14, 2021 as of May 15, 2021 at 12:05 AM

Data in this report are provisional and subject to change.

Data in this summary pertain to COVID-19 vaccines approved by the U.S. Food and Drug Administration and have been issued an Emergency Use Authorization (Janssen COVID-19 Vaccine, Moderna COVID-19 Vaccine and Pfizer-BioNTech COVID-19 Vaccine). These data summarize the number of people who have received either their first dose or have completed the series for a COVID-19 vaccine. **A person can only be counted in one category, first dose or series complete.** For persons receiving Moderna or Pfizer vaccines, once they receive their second dose, they are moved from the first dose column to the series completed column. **Because of this, the total first dose category may show a change from report to report not matching the total receiving their first dose from the previous day.** Persons receiving Johnson & Johnson vaccines will always be counted in the series completed column.

## COVID-19 doses for vaccinated persons in Florida

**Doses administered** 252,105

People receiving one dose of a 1-dose series (Johnson & Johnson) or receiving only one dose of a 2-dose series (Moderna, Pfizer) count once. Persons receiving both doses of a 2-dose series count twice.

## Current status of persons vaccinated for COVID-19 in Florida

**Total people vaccinated** 140,728

First dose 23,456

Series completed 117,272

Completed 1-dose series 5,895

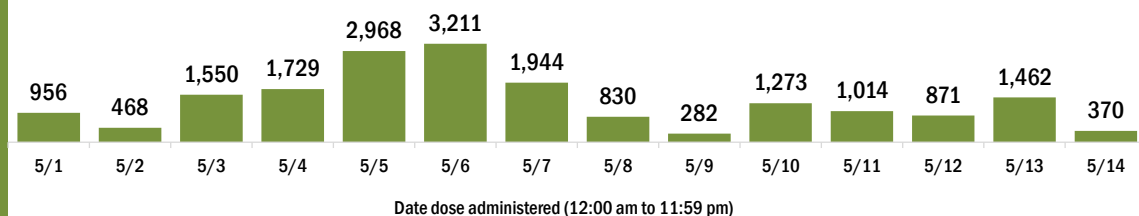
Completed 2-dose series 111,377

**First dose:** current number of people who have only received their first dose of the Moderna or Pfizer vaccine.

**Series complete:** current number of people who have received both Moderna or Pfizer vaccine doses or one Johnson & Johnson dose and are considered fully immunized.

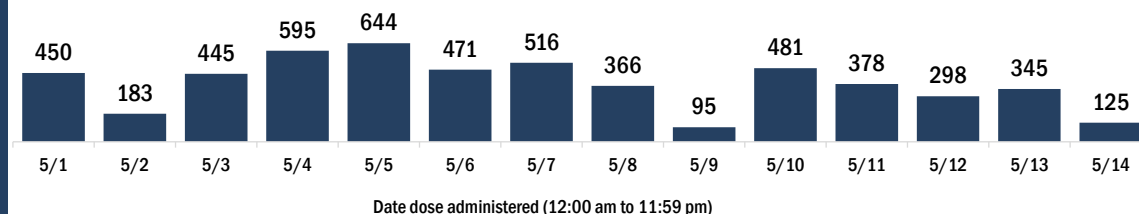
Demographic summary	First dose	Series complete	Total people vaccinated
<b>Age group</b>	<b>23,456</b>	<b>117,272</b>	<b>140,728</b>
16-24 years	2,067	3,431	5,498
25-34 years	2,265	5,339	7,604
35-44 years	2,707	7,533	10,240
45-54 years	3,463	11,399	14,862
55-64 years	4,986	21,615	26,601
65-74 years	4,114	36,591	40,705
75-84 years	2,736	24,316	27,052
85+ years	1,118	7,048	8,166
<b>Race</b>	<b>23,456</b>	<b>117,272</b>	<b>140,728</b>
White	14,058	81,501	95,559
Black	1,992	8,268	10,260
American Indian/Alaskan	101	450	551
Other	2,948	10,891	13,839
Unknown	4,357	16,162	20,519
<b>Other race</b> includes Asian, native Hawaiian/Pacific Islander, or other.			
<b>Ethnicity</b>	<b>23,456</b>	<b>117,272</b>	<b>140,728</b>
Hispanic	3,201	9,605	12,806
Non-Hispanic	11,324	72,563	83,887
Unknown	8,931	35,104	44,035
<b>Gender</b>	<b>23,456</b>	<b>117,272</b>	<b>140,728</b>
Female	12,992	66,664	79,656
Male	10,416	50,564	60,980
Unknown	48	44	92

## COVID-19 doses administered for the past 2 weeks

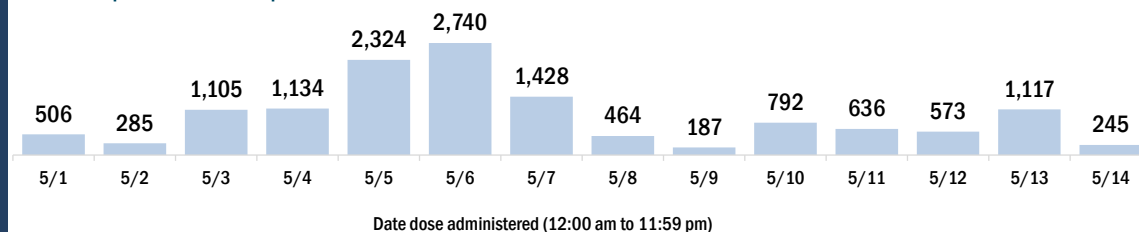


## Persons vaccinated for COVID-19 for the past 2 weeks

### Number of persons who received their first dose of a two-dose series of the COVID-19 vaccine



### Number of persons who completed the COVID-19 vaccine series



# COVID-19: Martin County vaccine summary

Vaccination data through May 14, 2021 as of May 15, 2021 at 12:05 AM

Data in this report are provisional and subject to change.

Data in this summary pertain to COVID-19 vaccines approved by the U.S. Food and Drug Administration and have been issued an Emergency Use Authorization (Janssen COVID-19 Vaccine, Moderna COVID-19 Vaccine and Pfizer-BioNTech COVID-19 Vaccine). These data summarize the number of people who have received either their first dose or have completed the series for a COVID-19 vaccine. **A person can only be counted in one category, first dose or series complete.** For persons receiving Moderna or Pfizer vaccines, once they receive their second dose, they are moved from the first dose column to the series completed column. **Because of this, the total first dose category may show a change from report to report not matching the total receiving their first dose from the previous day.** Persons receiving Johnson & Johnson vaccines will always be counted in the series completed column.

## COVID-19 doses for vaccinated persons in Florida

**Doses administered** 138,049

People receiving one dose of a 1-dose series (Johnson & Johnson) or receiving only one dose of a 2-dose series (Moderna, Pfizer) count once. Persons receiving both doses of a 2-dose series count twice.

## Current status of persons vaccinated for COVID-19 in Florida

**Total people vaccinated** 79,048

First dose 16,312

Series completed 62,736

Completed 1-dose series 3,735

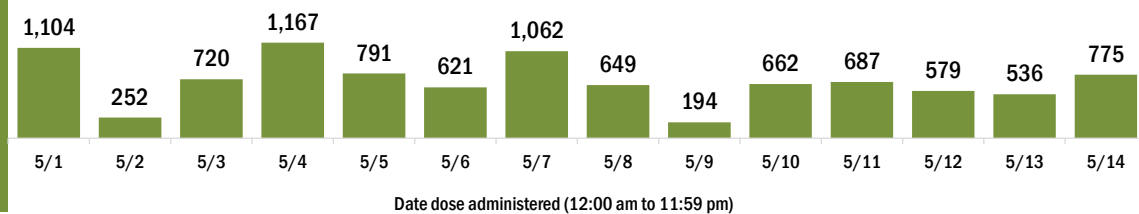
Completed 2-dose series 59,001

**First dose:** current number of people who have only received their first dose of the Moderna or Pfizer vaccine.

**Series complete:** current number of people who have received both Moderna or Pfizer vaccine doses or one Johnson & Johnson dose and are considered fully immunized.

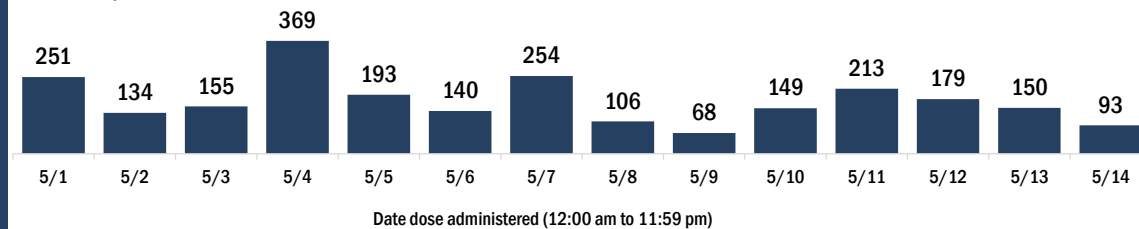
Demographic summary	First dose	Series complete	Total people vaccinated
<b>Age group</b>	<b>16,312</b>	<b>62,736</b>	<b>79,048</b>
16-24 years	1,172	1,611	2,783
25-34 years	1,316	2,153	3,469
35-44 years	1,715	3,499	5,214
45-54 years	2,352	5,696	8,048
55-64 years	3,881	12,378	16,259
65-74 years	2,984	19,340	22,324
75-84 years	2,001	13,286	15,287
85+ years	891	4,773	5,664
<b>Race</b>	<b>16,312</b>	<b>62,736</b>	<b>79,048</b>
White	11,363	42,980	54,343
Black	768	1,281	2,049
American Indian/Alaskan	59	122	181
Other	1,259	4,453	5,712
Unknown	2,863	13,900	16,763
<b>Other race</b> includes Asian, native Hawaiian/Pacific Islander, or other.			
<b>Ethnicity</b>	<b>16,312</b>	<b>62,736</b>	<b>79,048</b>
Hispanic	1,396	2,638	4,034
Non-Hispanic	7,976	28,325	36,301
Unknown	6,940	31,773	38,713
<b>Gender</b>	<b>16,312</b>	<b>62,736</b>	<b>79,048</b>
Female	8,256	35,019	43,275
Male	8,039	27,698	35,737
Unknown	17	19	36

## COVID-19 doses administered for the past 2 weeks

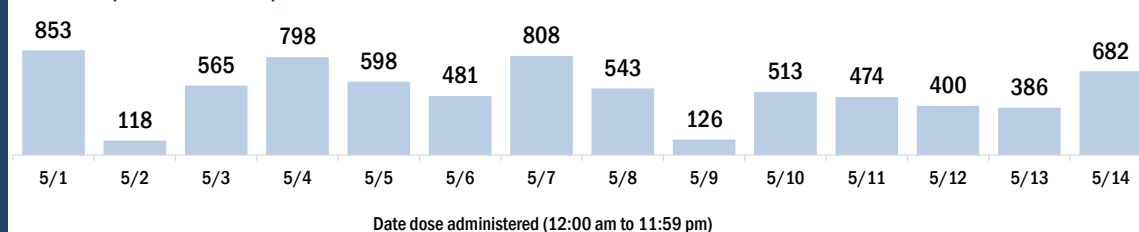


## Persons vaccinated for COVID-19 for the past 2 weeks

### Number of persons who received their first dose of a two-dose series of the COVID-19 vaccine



### Number of persons who completed the COVID-19 vaccine series



# COVID-19: Monroe County vaccine summary

Vaccination data through May 14, 2021 as of May 15, 2021 at 12:05 AM

Data in this report are provisional and subject to change.

Data in this summary pertain to COVID-19 vaccines approved by the U.S. Food and Drug Administration and have been issued an Emergency Use Authorization (Janssen COVID-19 Vaccine, Moderna COVID-19 Vaccine and Pfizer-BioNTech COVID-19 Vaccine). These data summarize the number of people who have received either their first dose or have completed the series for a COVID-19 vaccine. **A person can only be counted in one category, first dose or series complete.** For persons receiving Moderna or Pfizer vaccines, once they receive their second dose, they are moved from the first dose column to the series completed column. **Because of this, the total first dose category may show a change from report to report not matching the total receiving their first dose from the previous day.** Persons receiving Johnson & Johnson vaccines will always be counted in the series completed column.

## COVID-19 doses for vaccinated persons in Florida

**Doses administered** 66,245

People receiving one dose of a 1-dose series (Johnson & Johnson) or receiving only one dose of a 2-dose series (Moderna, Pfizer) count once. Persons receiving both doses of a 2-dose series count twice.

## Current status of persons vaccinated for COVID-19 in Florida

**Total people vaccinated** 39,755

First dose 10,362

Series completed 29,393

Completed 1-dose series 2,903

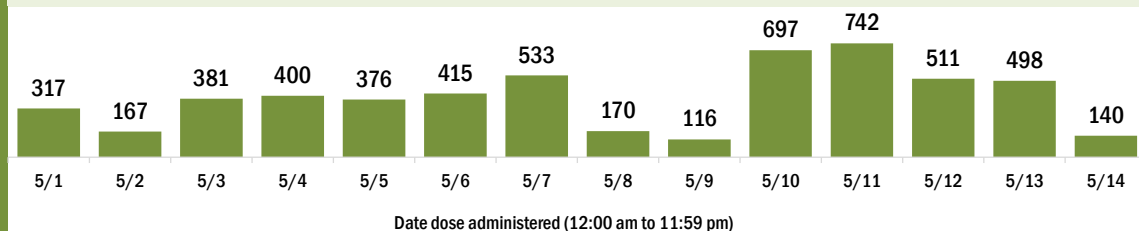
Completed 2-dose series 26,490

**First dose:** current number of people who have only received their first dose of the Moderna or Pfizer vaccine.

**Series complete:** current number of people who have received both Moderna or Pfizer vaccine doses or one Johnson & Johnson dose and are considered fully immunized.

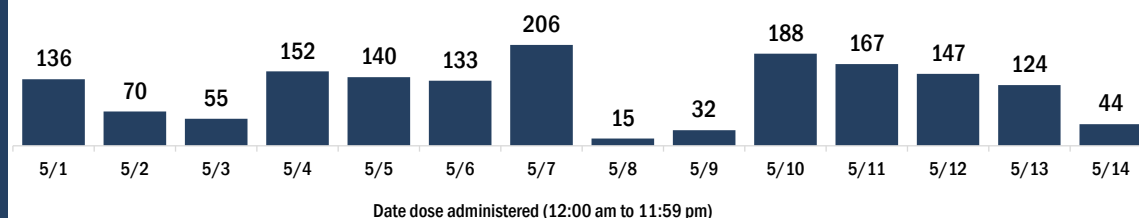
Demographic summary	First dose	Series complete	Total people vaccinated
<b>Age group</b>	<b>10,362</b>	<b>29,393</b>	<b>39,755</b>
16-24 years	774	757	1,531
25-34 years	1,296	1,444	2,740
35-44 years	1,552	2,347	3,899
45-54 years	1,920	3,772	5,692
55-64 years	2,409	7,024	9,433
65-74 years	1,659	9,104	10,763
75-84 years	599	3,968	4,567
85+ years	153	977	1,130
<b>Race</b>	<b>10,362</b>	<b>29,393</b>	<b>39,755</b>
White	6,747	21,262	28,009
Black	311	634	945
American Indian/Alaskan	41	105	146
Other	813	1,659	2,472
Unknown	2,450	5,733	8,183
<b>Other race</b> includes Asian, native Hawaiian/Pacific Islander, or other.			
<b>Ethnicity</b>	<b>10,362</b>	<b>29,393</b>	<b>39,755</b>
Hispanic	1,738	3,006	4,744
Non-Hispanic	4,679	16,342	21,021
Unknown	3,945	10,045	13,990
<b>Gender</b>	<b>10,362</b>	<b>29,393</b>	<b>39,755</b>
Female	5,113	15,144	20,257
Male	5,239	14,247	19,486
Unknown	10	2	12

## COVID-19 doses administered for the past 2 weeks

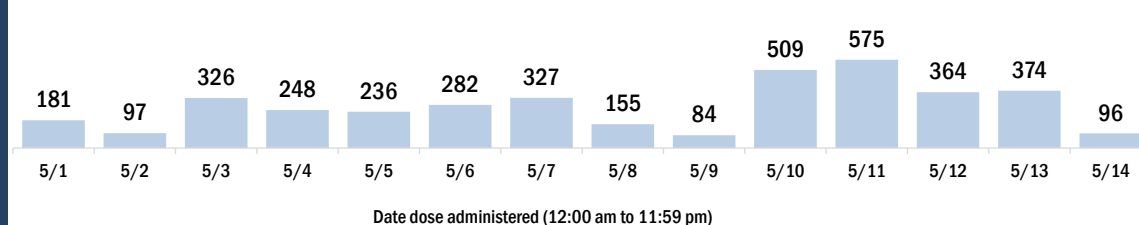


## Persons vaccinated for COVID-19 for the past 2 weeks

### Number of persons who received their first dose of a two-dose series of the COVID-19 vaccine



### Number of persons who completed the COVID-19 vaccine series



# COVID-19: Nassau County vaccine summary

Vaccination data through May 14, 2021 as of May 15, 2021 at 12:05 AM

Data in this report are provisional and subject to change.

Data in this summary pertain to COVID-19 vaccines approved by the U.S. Food and Drug Administration and have been issued an Emergency Use Authorization (Janssen COVID-19 Vaccine, Moderna COVID-19 Vaccine and Pfizer-BioNTech COVID-19 Vaccine). These data summarize the number of people who have received either their first dose or have completed the series for a COVID-19 vaccine. **A person can only be counted in one category, first dose or series complete.** For persons receiving Moderna or Pfizer vaccines, once they receive their second dose, they are moved from the first dose column to the series completed column. **Because of this, the total first dose category may show a change from report to report not matching the total receiving their first dose from the previous day.** Persons receiving Johnson & Johnson vaccines will always be counted in the series completed column.

## COVID-19 doses for vaccinated persons in Florida

**Doses administered** 63,745

People receiving one dose of a 1-dose series (Johnson & Johnson) or receiving only one dose of a 2-dose series (Moderna, Pfizer) count once. Persons receiving both doses of a 2-dose series count twice.

## Current status of persons vaccinated for COVID-19 in Florida

**Total people vaccinated** 34,977

First dose 3,809

Series completed 31,168

Completed 1-dose series 2,400

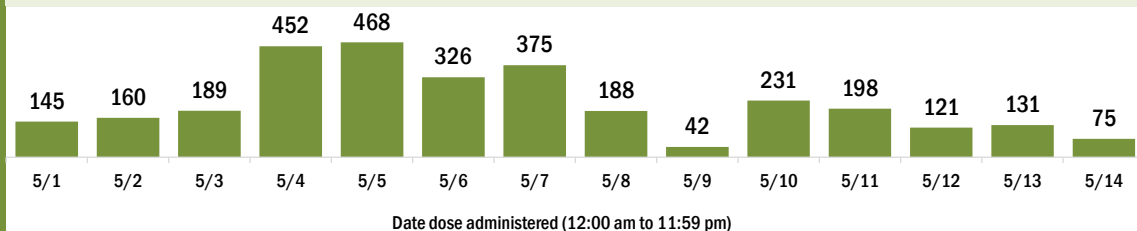
Completed 2-dose series 28,768

**First dose:** current number of people who have only received their first dose of the Moderna or Pfizer vaccine.

**Series complete:** current number of people who have received both Moderna or Pfizer vaccine doses or one Johnson & Johnson dose and are considered fully immunized.

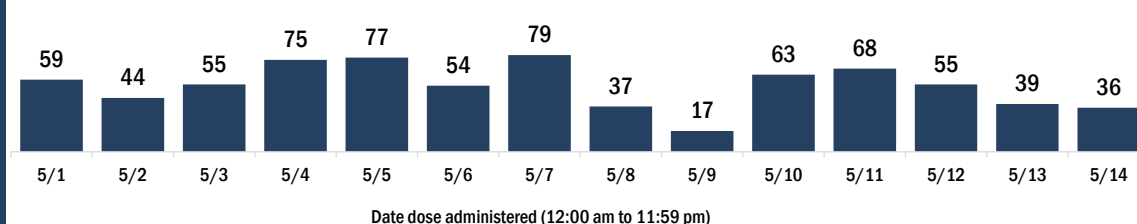
Demographic summary	First dose	Series complete	Total people vaccinated
<b>Age group</b>	<b>3,809</b>	<b>31,168</b>	<b>34,977</b>
16-24 years	424	1,028	1,452
25-34 years	401	1,410	1,811
35-44 years	451	2,343	2,794
45-54 years	560	3,500	4,060
55-64 years	721	7,087	7,808
65-74 years	721	9,742	10,463
75-84 years	400	4,710	5,110
85+ years	131	1,348	1,479
<b>Race</b>	<b>3,809</b>	<b>31,168</b>	<b>34,977</b>
White	2,719	25,317	28,036
Black	198	1,458	1,656
American Indian/Alaskan	17	123	140
Other	240	1,575	1,815
Unknown	635	2,695	3,330
<b>Other race</b> includes Asian, native Hawaiian/Pacific Islander, or other.			
<b>Ethnicity</b>	<b>3,809</b>	<b>31,168</b>	<b>34,977</b>
Hispanic	166	883	1,049
Non-Hispanic	2,420	24,523	26,943
Unknown	1,223	5,762	6,985
<b>Gender</b>	<b>3,809</b>	<b>31,168</b>	<b>34,977</b>
Female	2,036	17,337	19,373
Male	1,766	13,829	15,595
Unknown	7	2	9

## COVID-19 doses administered for the past 2 weeks

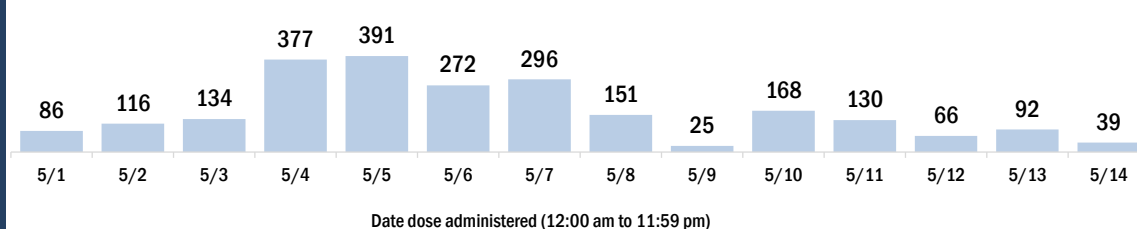


## Persons vaccinated for COVID-19 for the past 2 weeks

### Number of persons who received their first dose of a two-dose series of the COVID-19 vaccine



### Number of persons who completed the COVID-19 vaccine series





# COVID-19: Okaloosa County vaccine summary

Vaccination data through May 14, 2021 as of May 15, 2021 at 12:05 AM

Data in this report are provisional and subject to change.

Data in this summary pertain to COVID-19 vaccines approved by the U.S. Food and Drug Administration and have been issued an Emergency Use Authorization (Janssen COVID-19 Vaccine, Moderna COVID-19 Vaccine and Pfizer-BioNTech COVID-19 Vaccine). These data summarize the number of people who have received either their first dose or have completed the series for a COVID-19 vaccine. **A person can only be counted in one category, first dose or series complete.** For persons receiving Moderna or Pfizer vaccines, once they receive their second dose, they are moved from the first dose column to the series completed column. **Because of this, the total first dose category may show a change from report to report not matching the total receiving their first dose from the previous day.** Persons receiving Johnson & Johnson vaccines will always be counted in the series completed column.

## COVID-19 doses for vaccinated persons in Florida

**Doses administered** 113,229

People receiving one dose of a 1-dose series (Johnson & Johnson) or receiving only one dose of a 2-dose series (Moderna, Pfizer) count once. Persons receiving both doses of a 2-dose series count twice.

## Current status of persons vaccinated for COVID-19 in Florida

**Total people vaccinated** 64,640

First dose 11,321

Series completed 53,319

Completed 1-dose series 4,730

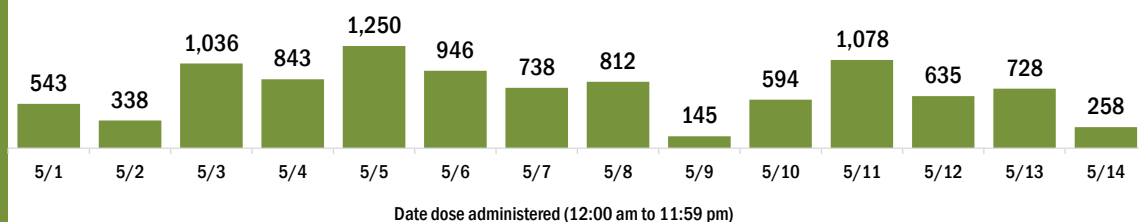
Completed 2-dose series 48,589

**First dose:** current number of people who have only received their first dose of the Moderna or Pfizer vaccine.

**Series complete:** current number of people who have received both Moderna or Pfizer vaccine doses or one Johnson & Johnson dose and are considered fully immunized.

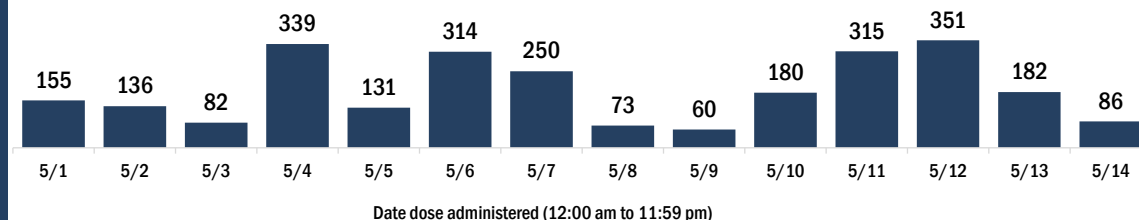
Demographic summary	First dose	Series complete	Total people vaccinated
<b>Age group</b>	<b>11,321</b>	<b>53,319</b>	<b>64,640</b>
16-24 years	1,240	2,087	3,327
25-34 years	1,678	3,597	5,275
35-44 years	1,676	4,949	6,625
45-54 years	1,647	6,299	7,946
55-64 years	2,148	12,113	14,261
65-74 years	1,620	13,971	15,591
75-84 years	958	7,550	8,508
85+ years	354	2,753	3,107
<b>Race</b>	<b>11,321</b>	<b>53,319</b>	<b>64,640</b>
White	6,268	36,808	43,076
Black	685	2,972	3,657
American Indian/Alaskan	72	239	311
Other	1,253	5,002	6,255
Unknown	3,043	8,298	11,341
<b>Other race</b> includes Asian, native Hawaiian/Pacific Islander, or other.			
<b>Ethnicity</b>	<b>11,321</b>	<b>53,319</b>	<b>64,640</b>
Hispanic	803	2,249	3,052
Non-Hispanic	5,404	33,520	38,924
Unknown	5,114	17,550	22,664
<b>Gender</b>	<b>11,321</b>	<b>53,319</b>	<b>64,640</b>
Female	6,138	29,987	36,125
Male	5,058	23,303	28,361
Unknown	125	29	154

## COVID-19 doses administered for the past 2 weeks

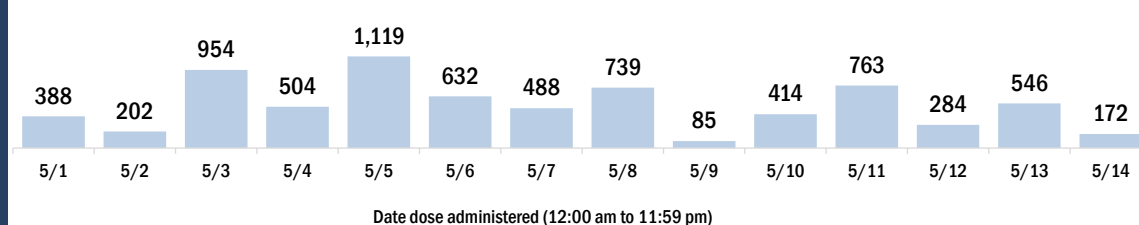


## Persons vaccinated for COVID-19 for the past 2 weeks

### Number of persons who received their first dose of a two-dose series of the COVID-19 vaccine



### Number of persons who completed the COVID-19 vaccine series



# COVID-19: Okeechobee County vaccine summary

Vaccination data through May 14, 2021 as of May 15, 2021 at 12:05 AM

Data in this report are provisional and subject to change.

Data in this summary pertain to COVID-19 vaccines approved by the U.S. Food and Drug Administration and have been issued an Emergency Use Authorization (Janssen COVID-19 Vaccine, Moderna COVID-19 Vaccine and Pfizer-BioNTech COVID-19 Vaccine). These data summarize the number of people who have received either their first dose or have completed the series for a COVID-19 vaccine. **A person can only be counted in one category, first dose or series complete.** For persons receiving Moderna or Pfizer vaccines, once they receive their second dose, they are moved from the first dose column to the series completed column. **Because of this, the total first dose category may show a change from report to report not matching the total receiving their first dose from the previous day.** Persons receiving Johnson & Johnson vaccines will always be counted in the series completed column.

## COVID-19 doses for vaccinated persons in Florida

**Doses administered** 22,326

People receiving one dose of a 1-dose series (Johnson & Johnson) or receiving only one dose of a 2-dose series (Moderna, Pfizer) count once. Persons receiving both doses of a 2-dose series count twice.

## Current status of persons vaccinated for COVID-19 in Florida

**Total people vaccinated** 12,674

First dose 2,260

Series completed 10,414

Completed 1-dose series 762

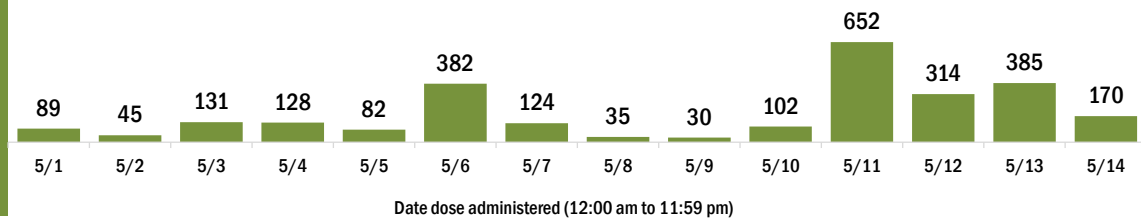
Completed 2-dose series 9,652

**First dose:** current number of people who have only received their first dose of the Moderna or Pfizer vaccine.

**Series complete:** current number of people who have received both Moderna or Pfizer vaccine doses or one Johnson & Johnson dose and are considered fully immunized.

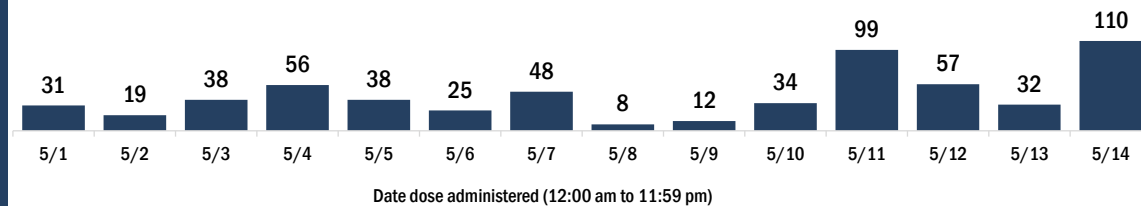
Demographic summary	First dose	Series complete	Total people vaccinated
<b>Age group</b>	2,260	10,414	12,674
16-24 years	206	258	464
25-34 years	257	510	767
35-44 years	291	748	1,039
45-54 years	369	1,133	1,502
55-64 years	539	1,961	2,500
65-74 years	338	3,195	3,533
75-84 years	211	2,039	2,250
85+ years	49	570	619
<b>Race</b>	2,260	10,414	12,674
White	1,475	7,868	9,343
Black	96	298	394
American Indian/Alaskan	7	46	53
Other	252	869	1,121
Unknown	430	1,333	1,763
<b>Other race</b> includes Asian, native Hawaiian/Pacific Islander, or other.			
<b>Ethnicity</b>	2,260	10,414	12,674
Hispanic	517	1,249	1,766
Non-Hispanic	995	6,673	7,668
Unknown	748	2,492	3,240
<b>Gender</b>	2,260	10,414	12,674
Female	1,034	5,353	6,387
Male	1,219	5,061	6,280
Unknown	7	0	7

## COVID-19 doses administered for the past 2 weeks

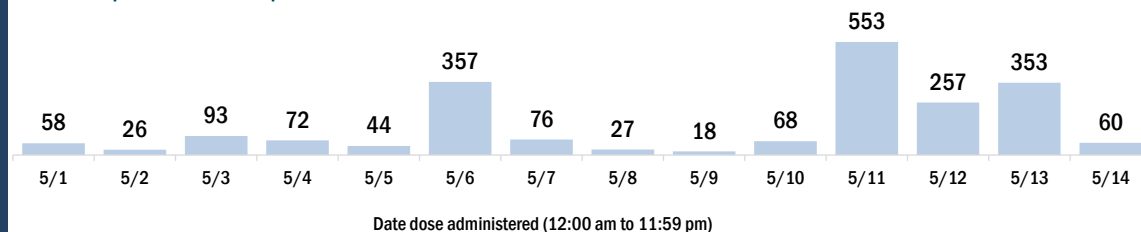


## Persons vaccinated for COVID-19 for the past 2 weeks

### Number of persons who received their first dose of a two-dose series of the COVID-19 vaccine



### Number of persons who completed the COVID-19 vaccine series



# COVID-19: Orange County vaccine summary

Vaccination data through May 14, 2021 as of May 15, 2021 at 12:05 AM

Data in this report are provisional and subject to change.

Data in this summary pertain to COVID-19 vaccines approved by the U.S. Food and Drug Administration and have been issued an Emergency Use Authorization (Janssen COVID-19 Vaccine, Moderna COVID-19 Vaccine and Pfizer-BioNTech COVID-19 Vaccine). These data summarize the number of people who have received either their first dose or have completed the series for a COVID-19 vaccine. **A person can only be counted in one category, first dose or series complete.** For persons receiving Moderna or Pfizer vaccines, once they receive their second dose, they are moved from the first dose column to the series completed column. **Because of this, the total first dose category may show a change from report to report not matching the total receiving their first dose from the previous day.** Persons receiving Johnson & Johnson vaccines will always be counted in the series completed column.

## COVID-19 doses for vaccinated persons in Florida

**Doses administered** 995,163

People receiving one dose of a 1-dose series (Johnson & Johnson) or receiving only one dose of a 2-dose series (Moderna, Pfizer) count once. Persons receiving both doses of a 2-dose series count twice.

## Current status of persons vaccinated for COVID-19 in Florida

**Total people vaccinated** 591,800

First dose 124,211

Series completed 467,589

Completed 1-dose series 64,226

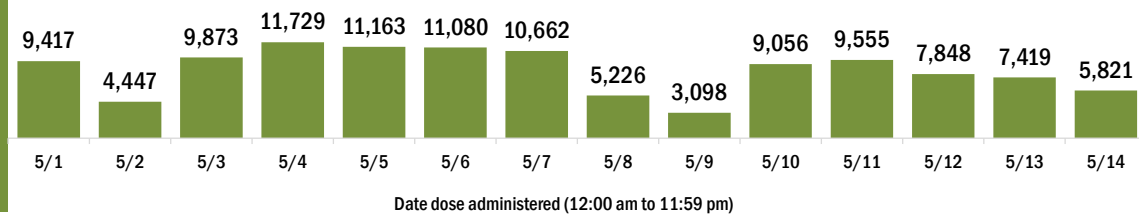
Completed 2-dose series 403,363

**First dose:** current number of people who have only received their first dose of the Moderna or Pfizer vaccine.

**Series complete:** current number of people who have received both Moderna or Pfizer vaccine doses or one Johnson & Johnson dose and are considered fully immunized.

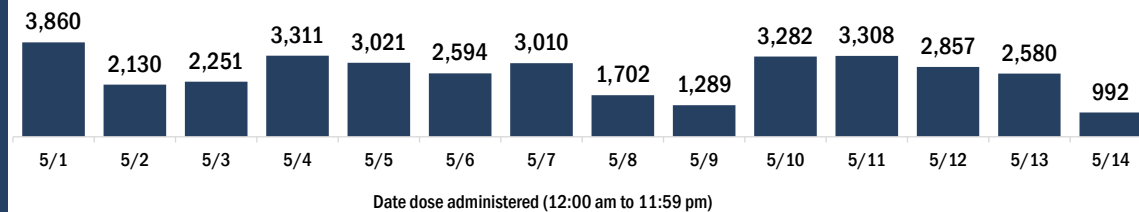
Demographic summary	First dose	Series complete	Total people vaccinated
<b>Age group</b>	<b>124,211</b>	<b>467,589</b>	<b>591,800</b>
16-24 years	20,679	39,411	60,090
25-34 years	24,198	59,688	83,886
35-44 years	23,664	74,077	97,741
45-54 years	21,003	82,468	103,471
55-64 years	17,079	89,047	106,126
65-74 years	9,494	76,096	85,590
75-84 years	4,823	34,549	39,372
85+ years	3,271	12,253	15,524
<b>Race</b>	<b>124,211</b>	<b>467,589</b>	<b>591,800</b>
White	61,291	281,471	342,762
Black	12,257	36,718	48,975
American Indian/Alaskan	573	1,476	2,049
Other	23,271	79,519	102,790
Unknown	26,819	68,405	95,224
<b>Other race</b> includes Asian, native Hawaiian/Pacific Islander, or other.			
<b>Ethnicity</b>	<b>124,211</b>	<b>467,589</b>	<b>591,800</b>
Hispanic	27,781	63,339	91,120
Non-Hispanic	42,443	234,739	277,182
Unknown	53,987	169,511	223,498
<b>Gender</b>	<b>124,211</b>	<b>467,589</b>	<b>591,800</b>
Female	63,773	255,007	318,780
Male	58,741	211,500	270,241
Unknown	1,697	1,082	2,779

## COVID-19 doses administered for the past 2 weeks

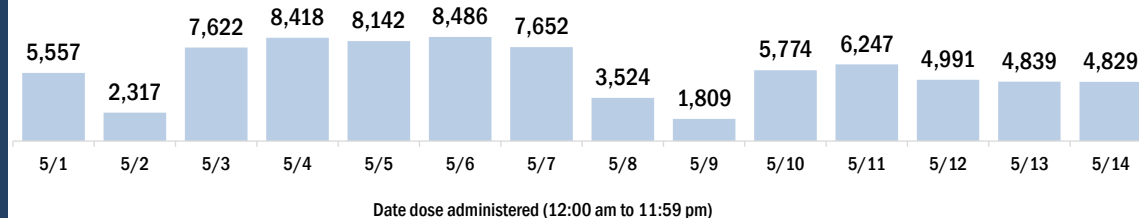


## Persons vaccinated for COVID-19 for the past 2 weeks

### Number of persons who received their first dose of a two-dose series of the COVID-19 vaccine



### Number of persons who completed the COVID-19 vaccine series



# COVID-19: Osceola County vaccine summary

Vaccination data through May 14, 2021 as of May 15, 2021 at 12:05 AM

Data in this report are provisional and subject to change.

Data in this summary pertain to COVID-19 vaccines approved by the U.S. Food and Drug Administration and have been issued an Emergency Use Authorization (Janssen COVID-19 Vaccine, Moderna COVID-19 Vaccine and Pfizer-BioNTech COVID-19 Vaccine). These data summarize the number of people who have received either their first dose or have completed the series for a COVID-19 vaccine. **A person can only be counted in one category, first dose or series complete.** For persons receiving Moderna or Pfizer vaccines, once they receive their second dose, they are moved from the first dose column to the series completed column. **Because of this, the total first dose category may show a change from report to report not matching the total receiving their first dose from the previous day.** Persons receiving Johnson & Johnson vaccines will always be counted in the series completed column.

## COVID-19 doses for vaccinated persons in Florida

**Doses administered** 253,755

People receiving one dose of a 1-dose series (Johnson & Johnson) or receiving only one dose of a 2-dose series (Moderna, Pfizer) count once. Persons receiving both doses of a 2-dose series count twice.

## Current status of persons vaccinated for COVID-19 in Florida

**Total people vaccinated** 151,332

First dose 35,269

Series completed 116,063

Completed 1-dose series 13,640

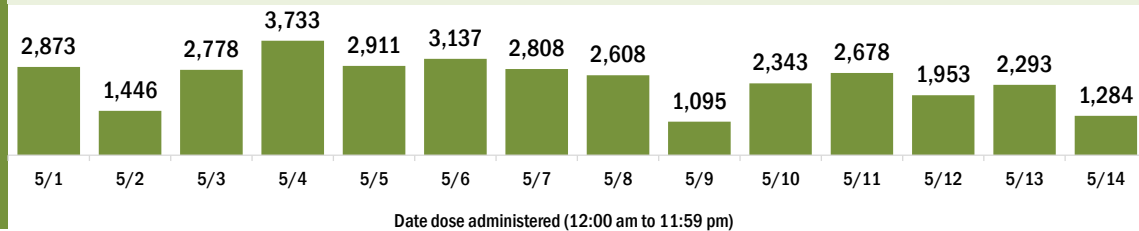
Completed 2-dose series 102,423

**First dose:** current number of people who have only received their first dose of the Moderna or Pfizer vaccine.

**Series complete:** current number of people who have received both Moderna or Pfizer vaccine doses or one Johnson & Johnson dose and are considered fully immunized.

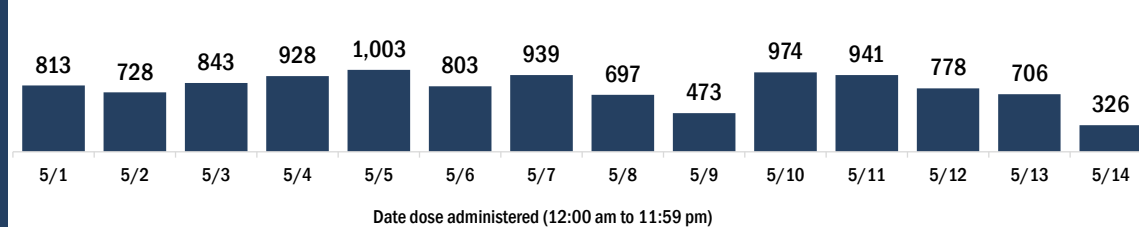
Demographic summary	First dose	Series complete	Total people vaccinated
<b>Age group</b>	<b>35,269</b>	<b>116,063</b>	<b>151,332</b>
16-24 years	5,825	7,898	13,723
25-34 years	5,827	11,741	17,568
35-44 years	6,678	15,961	22,639
45-54 years	6,488	20,251	26,739
55-64 years	5,250	23,375	28,625
65-74 years	3,113	22,965	26,078
75-84 years	1,591	10,776	12,367
85+ years	497	3,096	3,593
<b>Race</b>	<b>35,269</b>	<b>116,063</b>	<b>151,332</b>
White	18,060	69,824	87,884
Black	2,049	6,218	8,267
American Indian/Alaskan	177	524	701
Other	7,001	20,782	27,783
Unknown	7,982	18,715	26,697
<b>Other race</b> includes Asian, native Hawaiian/Pacific Islander, or other.			
<b>Ethnicity</b>	<b>35,269</b>	<b>116,063</b>	<b>151,332</b>
Hispanic	13,604	36,300	49,904
Non-Hispanic	7,723	41,857	49,580
Unknown	13,942	37,906	51,848
<b>Gender</b>	<b>35,269</b>	<b>116,063</b>	<b>151,332</b>
Female	18,815	64,582	83,397
Male	16,391	51,392	67,783
Unknown	63	89	152

## COVID-19 doses administered for the past 2 weeks

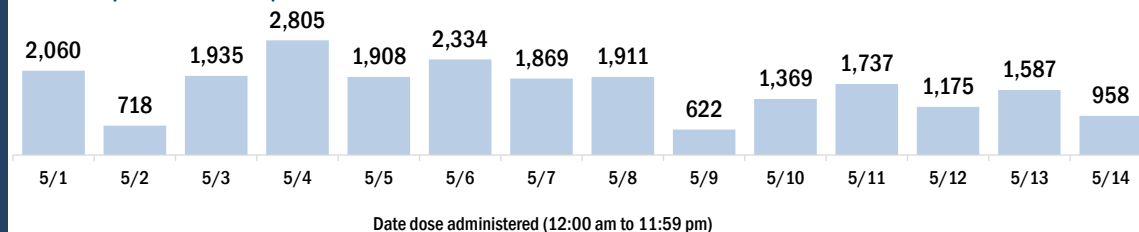


## Persons vaccinated for COVID-19 for the past 2 weeks

### Number of persons who received their first dose of a two-dose series of the COVID-19 vaccine



### Number of persons who completed the COVID-19 vaccine series



# COVID-19: Palm Beach County vaccine summary

Vaccination data through May 14, 2021 as of May 15, 2021 at 12:05 AM

Data in this report are provisional and subject to change.

Data in this summary pertain to COVID-19 vaccines approved by the U.S. Food and Drug Administration and have been issued an Emergency Use Authorization (Janssen COVID-19 Vaccine, Moderna COVID-19 Vaccine and Pfizer-BioNTech COVID-19 Vaccine). These data summarize the number of people who have received either their first dose or have completed the series for a COVID-19 vaccine. **A person can only be counted in one category, first dose or series complete.** For persons receiving Moderna or Pfizer vaccines, once they receive their second dose, they are moved from the first dose column to the series completed column. **Because of this, the total first dose category may show a change from report to report not matching the total receiving their first dose from the previous day.** Persons receiving Johnson & Johnson vaccines will always be counted in the series completed column.

## COVID-19 doses for vaccinated persons in Florida

**Doses administered** 1,202,138

People receiving one dose of a 1-dose series (Johnson & Johnson) or receiving only one dose of a 2-dose series (Moderna, Pfizer) count once. Persons receiving both doses of a 2-dose series count twice.

## Current status of persons vaccinated for COVID-19 in Florida

**Total people vaccinated** 697,048

First dose 144,484

Series completed 552,564

Completed 1-dose series 47,474

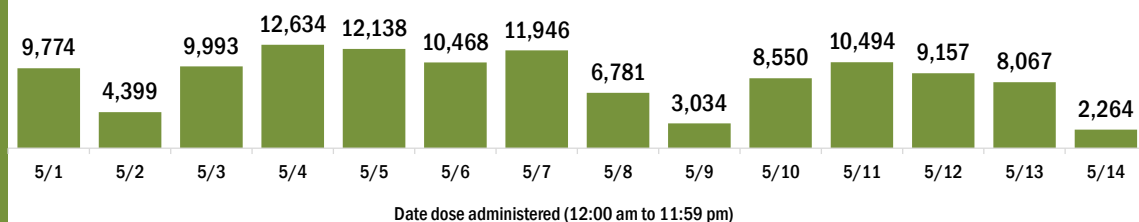
Completed 2-dose series 505,090

**First dose:** current number of people who have only received their first dose of the Moderna or Pfizer vaccine.

**Series complete:** current number of people who have received both Moderna or Pfizer vaccine doses or one Johnson & Johnson dose and are considered fully immunized.

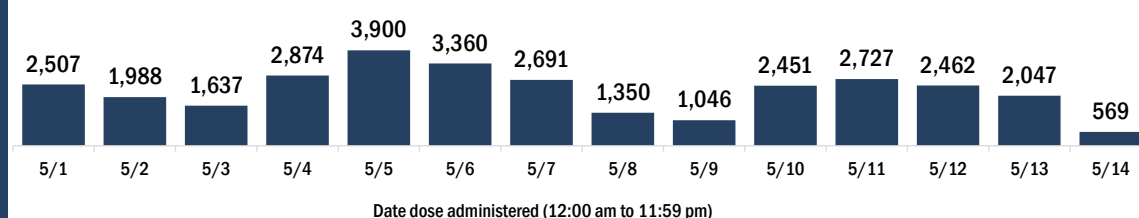
Demographic summary	First dose	Series complete	Total people vaccinated
<b>Age group</b>	<b>144,484</b>	<b>552,564</b>	<b>697,048</b>
16-24 years	14,677	24,605	39,282
25-34 years	17,189	36,439	53,628
35-44 years	19,835	51,685	71,520
45-54 years	22,768	73,941	96,709
55-64 years	25,181	107,526	132,707
65-74 years	22,596	133,312	155,908
75-84 years	15,106	88,953	104,059
85+ years	7,132	36,103	43,235
<b>Race</b>	<b>144,484</b>	<b>552,564</b>	<b>697,048</b>
White	81,868	351,427	433,295
Black	13,364	32,055	45,419
American Indian/Alaskan	713	1,640	2,353
Other	16,369	53,336	69,705
Unknown	32,170	114,106	146,276
<b>Other race</b> includes Asian, native Hawaiian/Pacific Islander, or other.			
<b>Ethnicity</b>	<b>144,484</b>	<b>552,564</b>	<b>697,048</b>
Hispanic	26,455	61,326	87,781
Non-Hispanic	61,439	283,713	345,152
Unknown	56,590	207,525	264,115
<b>Gender</b>	<b>144,484</b>	<b>552,564</b>	<b>697,048</b>
Female	76,379	308,352	384,731
Male	67,599	243,826	311,425
Unknown	506	386	892

## COVID-19 doses administered for the past 2 weeks

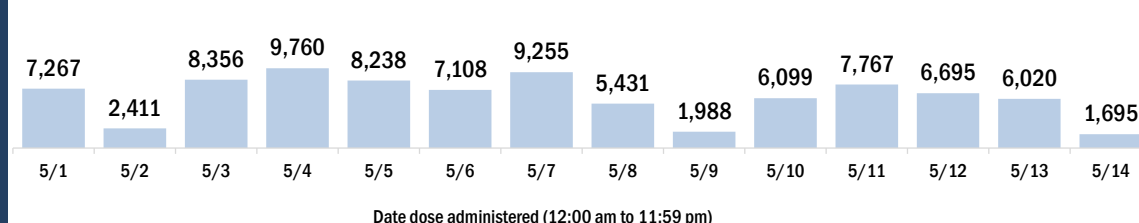


## Persons vaccinated for COVID-19 for the past 2 weeks

### Number of persons who received their first dose of a two-dose series of the COVID-19 vaccine



### Number of persons who completed the COVID-19 vaccine series



# COVID-19: Pasco County vaccine summary

Vaccination data through May 14, 2021 as of May 15, 2021 at 12:05 AM

Data in this report are provisional and subject to change.

Data in this summary pertain to COVID-19 vaccines approved by the U.S. Food and Drug Administration and have been issued an Emergency Use Authorization (Janssen COVID-19 Vaccine, Moderna COVID-19 Vaccine and Pfizer-BioNTech COVID-19 Vaccine). These data summarize the number of people who have received either their first dose or have completed the series for a COVID-19 vaccine. **A person can only be counted in one category, first dose or series complete.** For persons receiving Moderna or Pfizer vaccines, once they receive their second dose, they are moved from the first dose column to the series completed column. **Because of this, the total first dose category may show a change from report to report not matching the total receiving their first dose from the previous day.** Persons receiving Johnson & Johnson vaccines will always be counted in the series completed column.

## COVID-19 doses for vaccinated persons in Florida

**Doses administered** 372,102

People receiving one dose of a 1-dose series (Johnson & Johnson) or receiving only one dose of a 2-dose series (Moderna, Pfizer) count once. Persons receiving both doses of a 2-dose series count twice.

## Current status of persons vaccinated for COVID-19 in Florida

**Total people vaccinated** 215,027

First dose 43,345

Series completed 171,682

Completed 1-dose series 14,607

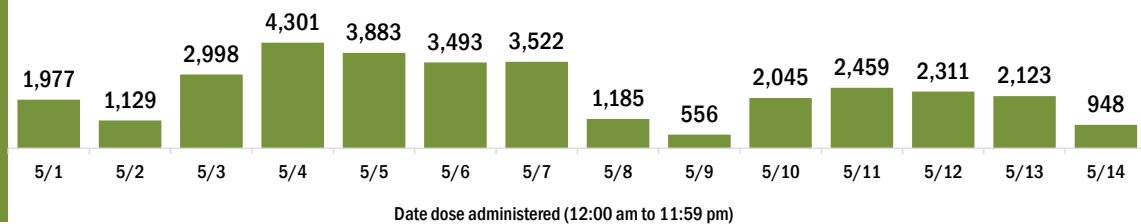
Completed 2-dose series 157,075

**First dose:** current number of people who have only received their first dose of the Moderna or Pfizer vaccine.

**Series complete:** current number of people who have received both Moderna or Pfizer vaccine doses or one Johnson & Johnson dose and are considered fully immunized.

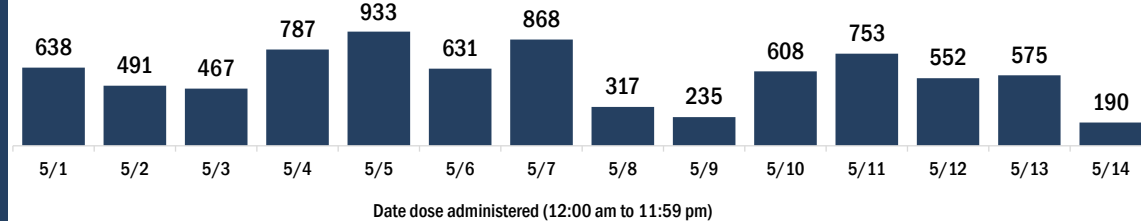
Demographic summary	First dose	Series complete	Total people vaccinated
<b>Age group</b>	43,345	171,682	215,027
16-24 years	4,432	7,676	12,108
25-34 years	4,441	10,065	14,506
35-44 years	5,605	16,746	22,351
45-54 years	6,639	23,495	30,134
55-64 years	7,572	34,111	41,683
65-74 years	7,837	44,816	52,653
75-84 years	5,102	26,798	31,900
85+ years	1,717	7,975	9,692
<b>Race</b>	43,345	171,682	215,027
White	29,485	128,192	157,677
Black	1,873	5,099	6,972
American Indian/Alaskan	247	643	890
Other	4,947	16,457	21,404
Unknown	6,793	21,291	28,084
<b>Other race</b> includes Asian, native Hawaiian/Pacific Islander, or other.			
<b>Ethnicity</b>	43,345	171,682	215,027
Hispanic	4,382	11,203	15,585
Non-Hispanic	22,078	102,805	124,883
Unknown	16,885	57,674	74,559
<b>Gender</b>	43,345	171,682	215,027
Female	23,223	97,719	120,942
Male	20,080	73,845	93,925
Unknown	42	118	160

## COVID-19 doses administered for the past 2 weeks

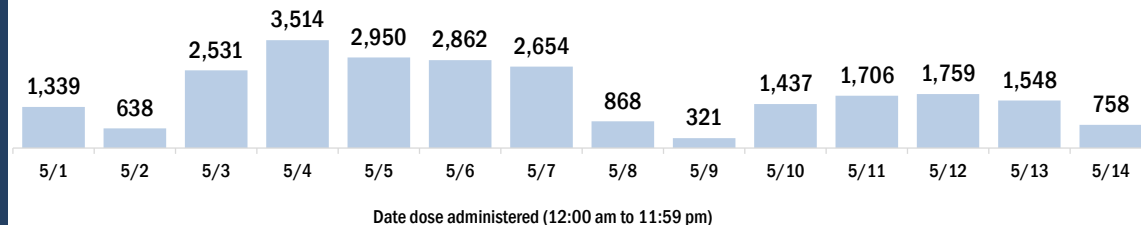


## Persons vaccinated for COVID-19 for the past 2 weeks

### Number of persons who received their first dose of a two-dose series of the COVID-19 vaccine



### Number of persons who completed the COVID-19 vaccine series





# COVID-19: Pinellas County vaccine summary

Vaccination data through May 14, 2021 as of May 15, 2021 at 12:05 AM

Data in this report are provisional and subject to change.

Data in this summary pertain to COVID-19 vaccines approved by the U.S. Food and Drug Administration and have been issued an Emergency Use Authorization (Janssen COVID-19 Vaccine, Moderna COVID-19 Vaccine and Pfizer-BioNTech COVID-19 Vaccine). These data summarize the number of people who have received either their first dose or have completed the series for a COVID-19 vaccine. **A person can only be counted in one category, first dose or series complete.** For persons receiving Moderna or Pfizer vaccines, once they receive their second dose, they are moved from the first dose column to the series completed column. **Because of this, the total first dose category may show a change from report to report not matching the total receiving their first dose from the previous day.** Persons receiving Johnson & Johnson vaccines will always be counted in the series completed column.

## COVID-19 doses for vaccinated persons in Florida

**Doses administered** 798,175

People receiving one dose of a 1-dose series (Johnson & Johnson) or receiving only one dose of a 2-dose series (Moderna, Pfizer) count once. Persons receiving both doses of a 2-dose series count twice.

## Current status of persons vaccinated for COVID-19 in Florida

**Total people vaccinated** 449,644

First dose 76,345

Series completed 373,299

Completed 1-dose series 24,768

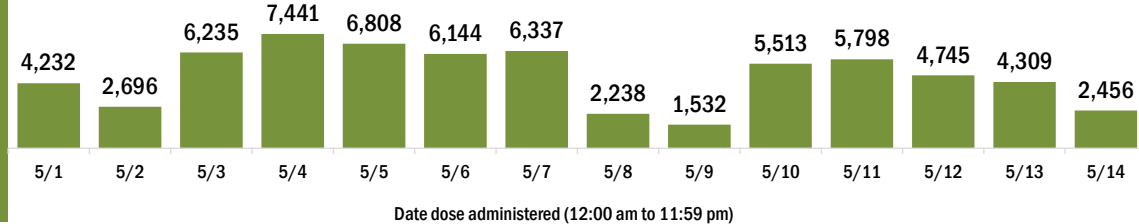
Completed 2-dose series 348,531

**First dose:** current number of people who have only received their first dose of the Moderna or Pfizer vaccine.

**Series complete:** current number of people who have received both Moderna or Pfizer vaccine doses or one Johnson & Johnson dose and are considered fully immunized.

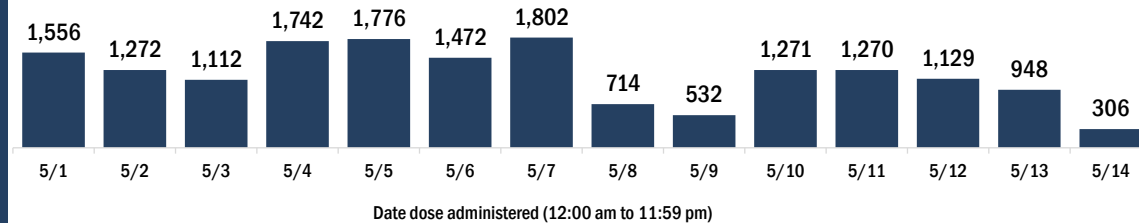
Demographic summary	First dose	Series complete	Total people vaccinated
<b>Age group</b>	<b>76,345</b>	<b>373,299</b>	<b>449,644</b>
16-24 years	7,696	14,989	22,685
25-34 years	9,731	27,394	37,125
35-44 years	10,026	33,992	44,018
45-54 years	11,099	47,937	59,036
55-64 years	14,068	83,756	97,824
65-74 years	12,843	95,869	108,712
75-84 years	7,516	50,382	57,898
85+ years	3,366	18,980	22,346
<b>Race</b>	<b>76,345</b>	<b>373,299</b>	<b>449,644</b>
White	47,802	277,793	325,595
Black	5,216	16,103	21,319
American Indian/Alaskan	349	879	1,228
Other	8,080	30,718	38,798
Unknown	14,898	47,806	62,704
<b>Other race</b> includes Asian, native Hawaiian/Pacific Islander, or other.			
<b>Ethnicity</b>	<b>76,345</b>	<b>373,299</b>	<b>449,644</b>
Hispanic	4,867	13,512	18,379
Non-Hispanic	38,863	233,600	272,463
Unknown	32,615	126,187	158,802
<b>Gender</b>	<b>76,345</b>	<b>373,299</b>	<b>449,644</b>
Female	40,866	210,205	251,071
Male	35,299	162,499	197,798
Unknown	180	595	775

## COVID-19 doses administered for the past 2 weeks

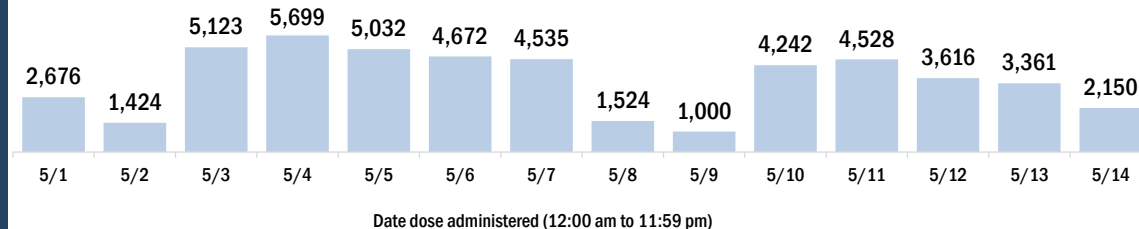


## Persons vaccinated for COVID-19 for the past 2 weeks

### Number of persons who received their first dose of a two-dose series of the COVID-19 vaccine



### Number of persons who completed the COVID-19 vaccine series





# COVID-19: Polk County vaccine summary

Vaccination data through May 14, 2021 as of May 15, 2021 at 12:05 AM

Data in this report are provisional and subject to change.

Data in this summary pertain to COVID-19 vaccines approved by the U.S. Food and Drug Administration and have been issued an Emergency Use Authorization (Janssen COVID-19 Vaccine, Moderna COVID-19 Vaccine and Pfizer-BioNTech COVID-19 Vaccine). These data summarize the number of people who have received either their first dose or have completed the series for a COVID-19 vaccine. **A person can only be counted in one category, first dose or series complete.** For persons receiving Moderna or Pfizer vaccines, once they receive their second dose, they are moved from the first dose column to the series completed column. **Because of this, the total first dose category may show a change from report to report not matching the total receiving their first dose from the previous day.** Persons receiving Johnson & Johnson vaccines will always be counted in the series completed column.

## COVID-19 doses for vaccinated persons in Florida

**Doses administered** 440,745

People receiving one dose of a 1-dose series (Johnson & Johnson) or receiving only one dose of a 2-dose series (Moderna, Pfizer) count once. Persons receiving both doses of a 2-dose series count twice.

## Current status of persons vaccinated for COVID-19 in Florida

**Total people vaccinated** 259,154

First dose 63,141

Series completed 196,013

Completed 1-dose series 14,422

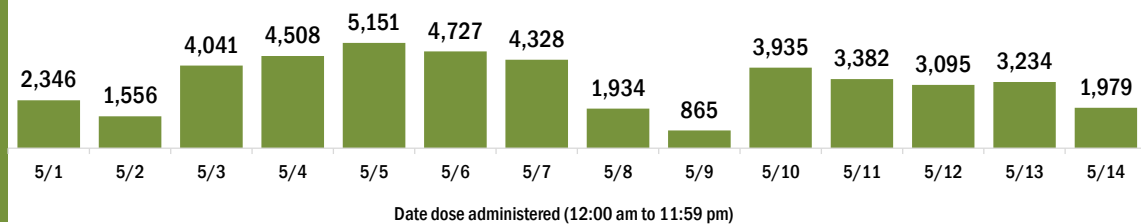
Completed 2-dose series 181,591

**First dose:** current number of people who have only received their first dose of the Moderna or Pfizer vaccine.

**Series complete:** current number of people who have received both Moderna or Pfizer vaccine doses or one Johnson & Johnson dose and are considered fully immunized.

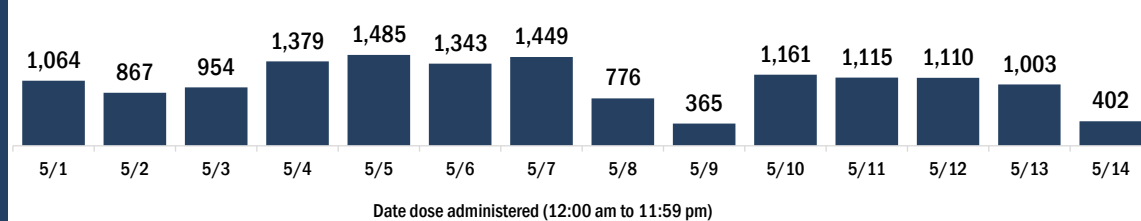
Demographic summary	First dose	Series complete	Total people vaccinated
<b>Age group</b>	<b>63,141</b>	<b>196,013</b>	<b>259,154</b>
16-24 years	6,404	8,249	14,653
25-34 years	7,883	13,560	21,443
35-44 years	8,904	17,639	26,543
45-54 years	9,729	24,679	34,408
55-64 years	10,857	38,264	49,121
65-74 years	10,539	53,067	63,606
75-84 years	6,549	31,456	38,005
85+ years	2,276	9,099	11,375
<b>Race</b>	<b>63,141</b>	<b>196,013</b>	<b>259,154</b>
White	36,869	136,010	172,879
Black	5,829	13,632	19,461
American Indian/Alaskan	467	904	1,371
Other	7,895	18,148	26,043
Unknown	12,081	27,319	39,400
<b>Other race</b> includes Asian, native Hawaiian/Pacific Islander, or other.			
<b>Ethnicity</b>	<b>63,141</b>	<b>196,013</b>	<b>259,154</b>
Hispanic	12,834	24,142	36,976
Non-Hispanic	26,099	109,132	135,231
Unknown	24,208	62,739	86,947
<b>Gender</b>	<b>63,141</b>	<b>196,013</b>	<b>259,154</b>
Female	32,925	109,806	142,731
Male	30,098	86,102	116,200
Unknown	118	105	223

## COVID-19 doses administered for the past 2 weeks

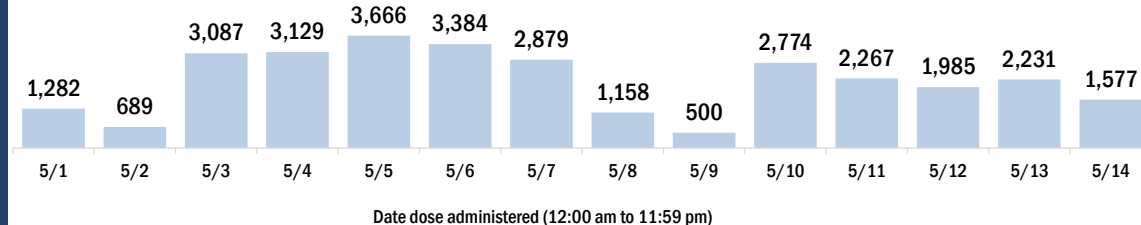


## Persons vaccinated for COVID-19 for the past 2 weeks

### Number of persons who received their first dose of a two-dose series of the COVID-19 vaccine



### Number of persons who completed the COVID-19 vaccine series



# COVID-19: Putnam County vaccine summary

Vaccination data through May 14, 2021 as of May 15, 2021 at 12:05 AM

Data in this report are provisional and subject to change.

Data in this summary pertain to COVID-19 vaccines approved by the U.S. Food and Drug Administration and have been issued an Emergency Use Authorization (Janssen COVID-19 Vaccine, Moderna COVID-19 Vaccine and Pfizer-BioNTech COVID-19 Vaccine). These data summarize the number of people who have received either their first dose or have completed the series for a COVID-19 vaccine. **A person can only be counted in one category, first dose or series complete.** For persons receiving Moderna or Pfizer vaccines, once they receive their second dose, they are moved from the first dose column to the series completed column. **Because of this, the total first dose category may show a change from report to report not matching the total receiving their first dose from the previous day.** Persons receiving Johnson & Johnson vaccines will always be counted in the series completed column.

## COVID-19 doses for vaccinated persons in Florida

**Doses administered** 33,120

People receiving one dose of a 1-dose series (Johnson & Johnson) or receiving only one dose of a 2-dose series (Moderna, Pfizer) count once. Persons receiving both doses of a 2-dose series count twice.

## Current status of persons vaccinated for COVID-19 in Florida

**Total people vaccinated** 19,489

First dose 4,833

Series completed 14,656

Completed 1-dose series 1,025

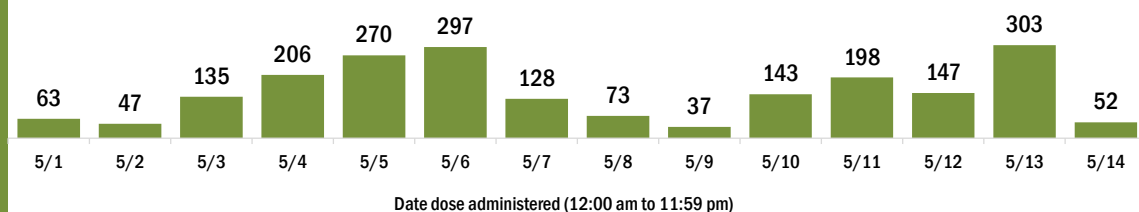
Completed 2-dose series 13,631

**First dose:** current number of people who have only received their first dose of the Moderna or Pfizer vaccine.

**Series complete:** current number of people who have received both Moderna or Pfizer vaccine doses or one Johnson & Johnson dose and are considered fully immunized.

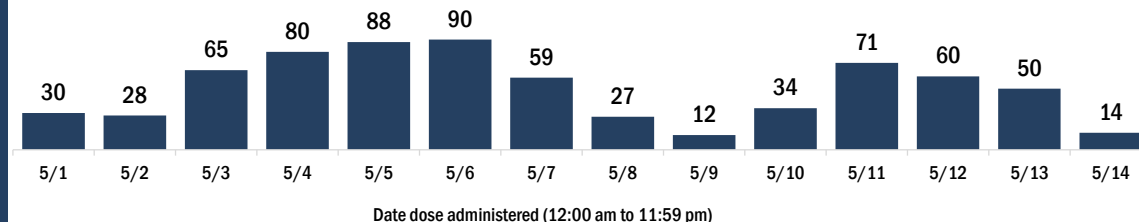
Demographic summary	First dose	Series complete	Total people vaccinated
<b>Age group</b>	<b>4,833</b>	<b>14,656</b>	<b>19,489</b>
16-24 years	278	305	583
25-34 years	311	583	894
35-44 years	369	832	1,201
45-54 years	552	1,438	1,990
55-64 years	1,064	3,263	4,327
65-74 years	1,276	4,826	6,102
75-84 years	740	2,601	3,341
85+ years	243	808	1,051
<b>Race</b>	<b>4,833</b>	<b>14,656</b>	<b>19,489</b>
White	3,485	11,415	14,900
Black	489	1,602	2,091
American Indian/Alaskan	44	110	154
Other	446	839	1,285
Unknown	369	690	1,059
<b>Other race</b> includes Asian, native Hawaiian/Pacific Islander, or other.			
<b>Ethnicity</b>	<b>4,833</b>	<b>14,656</b>	<b>19,489</b>
Hispanic	329	676	1,005
Non-Hispanic	3,558	11,583	15,141
Unknown	946	2,397	3,343
<b>Gender</b>	<b>4,833</b>	<b>14,656</b>	<b>19,489</b>
Female	2,587	8,252	10,839
Male	2,227	6,397	8,624
Unknown	19	7	26

## COVID-19 doses administered for the past 2 weeks

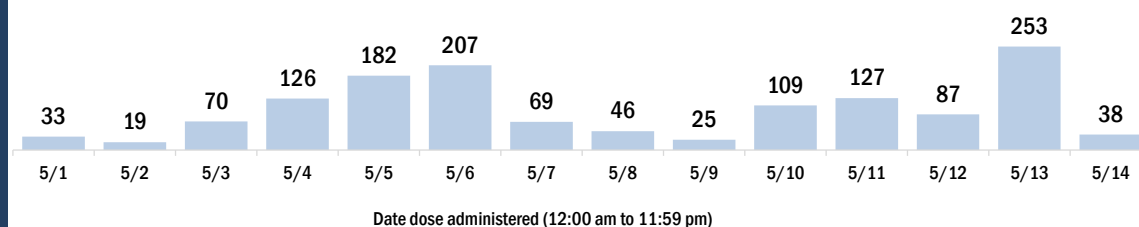


## Persons vaccinated for COVID-19 for the past 2 weeks

### Number of persons who received their first dose of a two-dose series of the COVID-19 vaccine



### Number of persons who completed the COVID-19 vaccine series



# COVID-19: Santa Rosa County vaccine summary

Vaccination data through May 14, 2021 as of May 15, 2021 at 12:05 AM

Data in this report are provisional and subject to change.

Data in this summary pertain to COVID-19 vaccines approved by the U.S. Food and Drug Administration and have been issued an Emergency Use Authorization (Janssen COVID-19 Vaccine, Moderna COVID-19 Vaccine and Pfizer-BioNTech COVID-19 Vaccine). These data summarize the number of people who have received either their first dose or have completed the series for a COVID-19 vaccine. **A person can only be counted in one category, first dose or series complete.** For persons receiving Moderna or Pfizer vaccines, once they receive their second dose, they are moved from the first dose column to the series completed column. **Because of this, the total first dose category may show a change from report to report not matching the total receiving their first dose from the previous day.** Persons receiving Johnson & Johnson vaccines will always be counted in the series completed column.

## COVID-19 doses for vaccinated persons in Florida

**Doses administered** 105,963

People receiving one dose of a 1-dose series (Johnson & Johnson) or receiving only one dose of a 2-dose series (Moderna, Pfizer) count once. Persons receiving both doses of a 2-dose series count twice.

## Current status of persons vaccinated for COVID-19 in Florida

**Total people vaccinated** 60,479

First dose 11,953

Series completed 48,526

Completed 1-dose series 3,042

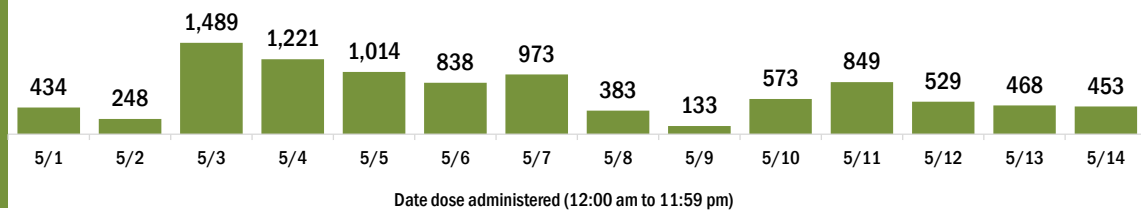
Completed 2-dose series 45,484

**First dose:** current number of people who have only received their first dose of the Moderna or Pfizer vaccine.

**Series complete:** current number of people who have received both Moderna or Pfizer vaccine doses or one Johnson & Johnson dose and are considered fully immunized.

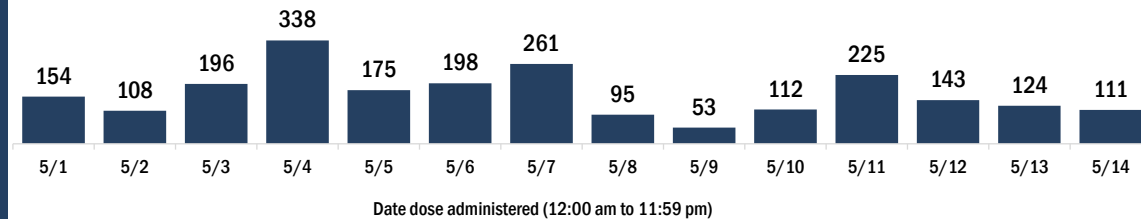
Demographic summary	First dose	Series complete	Total people vaccinated
<b>Age group</b>	<b>11,953</b>	<b>48,526</b>	<b>60,479</b>
16-24 years	1,265	2,120	3,385
25-34 years	1,372	3,100	4,472
35-44 years	1,761	4,609	6,370
45-54 years	1,873	6,593	8,466
55-64 years	2,375	10,889	13,264
65-74 years	1,983	13,104	15,087
75-84 years	987	6,323	7,310
85+ years	337	1,788	2,125
<b>Race</b>	<b>11,953</b>	<b>48,526</b>	<b>60,479</b>
White	7,524	35,614	43,138
Black	707	1,736	2,443
American Indian/Alaskan	70	285	355
Other	988	3,323	4,311
Unknown	2,664	7,568	10,232
<b>Other race</b> includes Asian, native Hawaiian/Pacific Islander, or other.			
<b>Ethnicity</b>	<b>11,953</b>	<b>48,526</b>	<b>60,479</b>
Hispanic	599	1,558	2,157
Non-Hispanic	6,724	32,646	39,370
Unknown	4,630	14,322	18,952
<b>Gender</b>	<b>11,953</b>	<b>48,526</b>	<b>60,479</b>
Female	6,173	26,982	33,155
Male	5,769	21,527	27,296
Unknown	11	17	28

## COVID-19 doses administered for the past 2 weeks

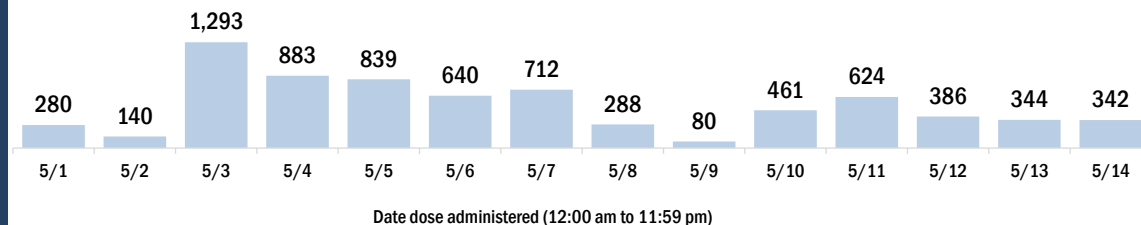


## Persons vaccinated for COVID-19 for the past 2 weeks

### Number of persons who received their first dose of a two-dose series of the COVID-19 vaccine



### Number of persons who completed the COVID-19 vaccine series



# COVID-19: Sarasota County vaccine summary

Vaccination data through May 14, 2021 as of May 15, 2021 at 12:05 AM

Data in this report are provisional and subject to change.

Data in this summary pertain to COVID-19 vaccines approved by the U.S. Food and Drug Administration and have been issued an Emergency Use Authorization (Janssen COVID-19 Vaccine, Moderna COVID-19 Vaccine and Pfizer-BioNTech COVID-19 Vaccine). These data summarize the number of people who have received either their first dose or have completed the series for a COVID-19 vaccine. **A person can only be counted in one category, first dose or series complete.** For persons receiving Moderna or Pfizer vaccines, once they receive their second dose, they are moved from the first dose column to the series completed column. **Because of this, the total first dose category may show a change from report to report not matching the total receiving their first dose from the previous day.** Persons receiving Johnson & Johnson vaccines will always be counted in the series completed column.

## COVID-19 doses for vaccinated persons in Florida

**Doses administered** 433,119

People receiving one dose of a 1-dose series (Johnson & Johnson) or receiving only one dose of a 2-dose series (Moderna, Pfizer) count once. Persons receiving both doses of a 2-dose series count twice.

## Current status of persons vaccinated for COVID-19 in Florida

**Total people vaccinated** 247,207

First dose 50,371

Series completed 196,836

Completed 1-dose series 10,924

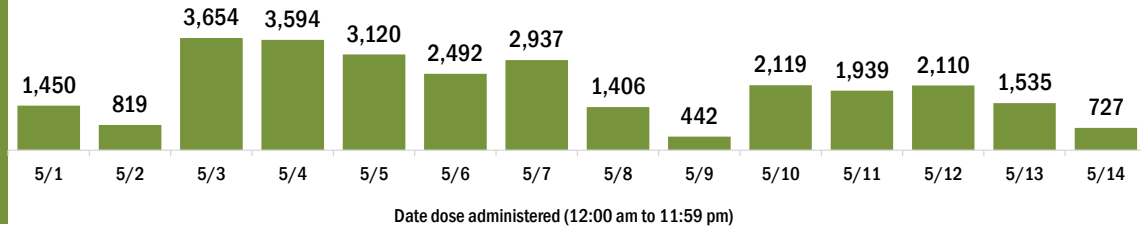
Completed 2-dose series 185,912

**First dose:** current number of people who have only received their first dose of the Moderna or Pfizer vaccine.

**Series complete:** current number of people who have received both Moderna or Pfizer vaccine doses or one Johnson & Johnson dose and are considered fully immunized.

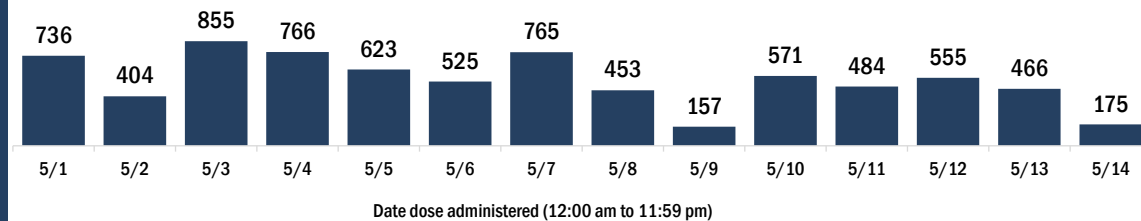
Demographic summary	First dose	Series complete	Total people vaccinated
<b>Age group</b>	50,371	196,836	247,207
16-24 years	3,807	5,286	9,093
25-34 years	3,560	7,116	10,676
35-44 years	4,315	10,221	14,536
45-54 years	5,783	16,981	22,764
55-64 years	8,633	35,941	44,574
65-74 years	12,408	65,093	77,501
75-84 years	8,419	41,630	50,049
85+ years	3,446	14,568	18,014
<b>Race</b>	50,371	196,836	247,207
White	37,337	155,667	193,004
Black	1,161	2,993	4,154
American Indian/Alaskan	182	683	865
Other	3,659	13,326	16,985
Unknown	8,032	24,167	32,199
<b>Other race</b> includes Asian, native Hawaiian/Pacific Islander, or other.			
<b>Ethnicity</b>	50,371	196,836	247,207
Hispanic	4,074	7,922	11,996
Non-Hispanic	29,462	131,242	160,704
Unknown	16,835	57,672	74,507
<b>Gender</b>	50,371	196,836	247,207
Female	26,639	109,994	136,633
Male	23,616	86,717	110,333
Unknown	116	125	241

## COVID-19 doses administered for the past 2 weeks

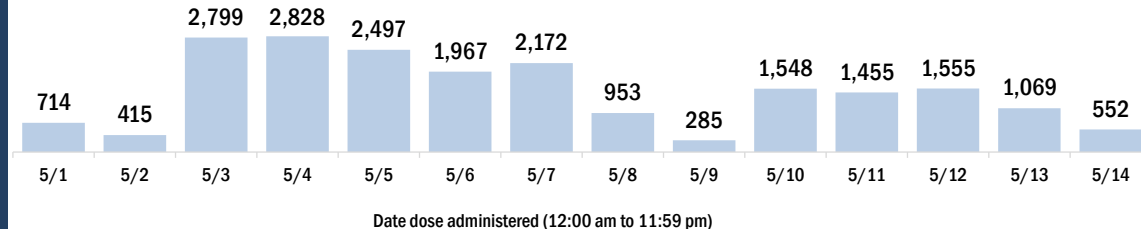


## Persons vaccinated for COVID-19 for the past 2 weeks

### Number of persons who received their first dose of a two-dose series of the COVID-19 vaccine



### Number of persons who completed the COVID-19 vaccine series



# COVID-19: Seminole County vaccine summary

Vaccination data through May 14, 2021 as of May 15, 2021 at 12:05 AM

Data in this report are provisional and subject to change.

Data in this summary pertain to COVID-19 vaccines approved by the U.S. Food and Drug Administration and have been issued an Emergency Use Authorization (Janssen COVID-19 Vaccine, Moderna COVID-19 Vaccine and Pfizer-BioNTech COVID-19 Vaccine). These data summarize the number of people who have received either their first dose or have completed the series for a COVID-19 vaccine. **A person can only be counted in one category, first dose or series complete.** For persons receiving Moderna or Pfizer vaccines, once they receive their second dose, they are moved from the first dose column to the series completed column. **Because of this, the total first dose category may show a change from report to report not matching the total receiving their first dose from the previous day.** Persons receiving Johnson & Johnson vaccines will always be counted in the series completed column.

## COVID-19 doses for vaccinated persons in Florida

**Doses administered** 335,119

People receiving one dose of a 1-dose series (Johnson & Johnson) or receiving only one dose of a 2-dose series (Moderna, Pfizer) count once. Persons receiving both doses of a 2-dose series count twice.

## Current status of persons vaccinated for COVID-19 in Florida

**Total people vaccinated** 190,315

First dose 33,353

Series completed 156,962

Completed 1-dose series 12,158

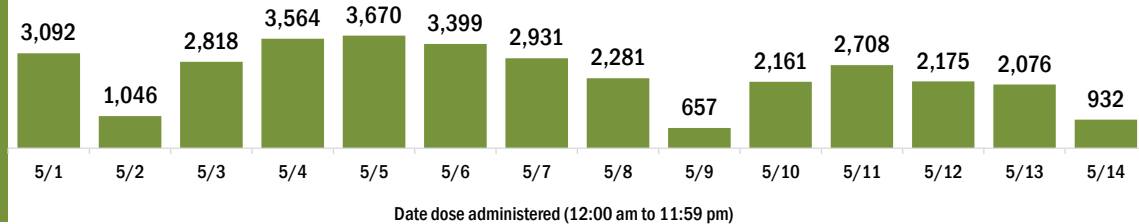
Completed 2-dose series 144,804

**First dose:** current number of people who have only received their first dose of the Moderna or Pfizer vaccine.

**Series complete:** current number of people who have received both Moderna or Pfizer vaccine doses or one Johnson & Johnson dose and are considered fully immunized.

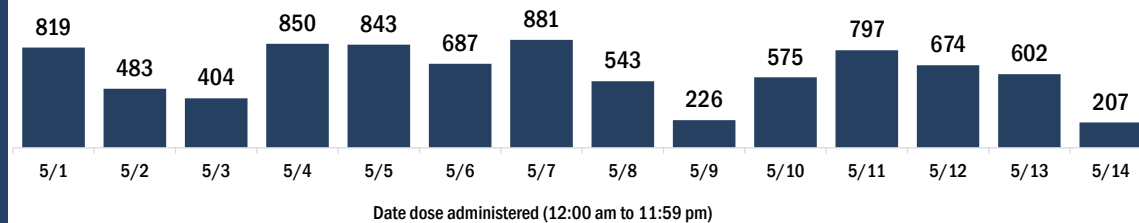
Demographic summary	First dose	Series complete	Total people vaccinated
<b>Age group</b>	33,353	156,962	190,315
16-24 years	5,489	12,484	17,973
25-34 years	6,043	16,003	22,046
35-44 years	6,246	21,698	27,944
45-54 years	5,586	25,545	31,131
55-64 years	5,016	30,906	35,922
65-74 years	2,819	30,133	32,952
75-84 years	1,463	14,646	16,109
85+ years	691	5,547	6,238
<b>Race</b>	33,353	156,962	190,315
White	18,988	109,970	128,958
Black	2,816	10,438	13,254
American Indian/Alaskan	175	656	831
Other	5,674	22,678	28,352
Unknown	5,700	13,220	18,920
<b>Other race</b> includes Asian, native Hawaiian/Pacific Islander, or other.			
<b>Ethnicity</b>	33,353	156,962	190,315
Hispanic	5,989	20,424	26,413
Non-Hispanic	14,861	99,760	114,621
Unknown	12,503	36,778	49,281
<b>Gender</b>	33,353	156,962	190,315
Female	17,523	87,513	105,036
Male	15,736	69,322	85,058
Unknown	94	127	221

## COVID-19 doses administered for the past 2 weeks

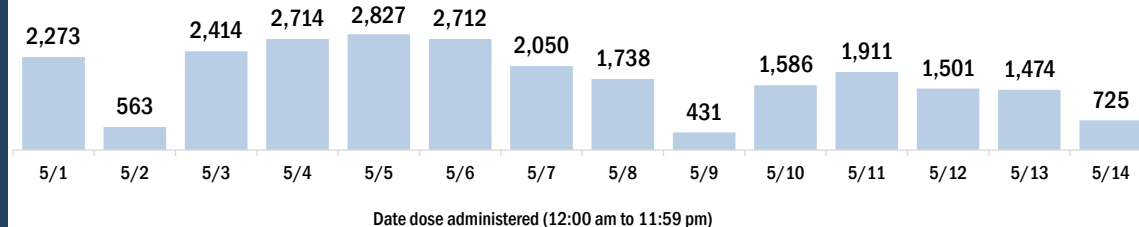


## Persons vaccinated for COVID-19 for the past 2 weeks

### Number of persons who received their first dose of a two-dose series of the COVID-19 vaccine



### Number of persons who completed the COVID-19 vaccine series



# COVID-19: St. Johns County vaccine summary

Vaccination data through May 14, 2021 as of May 15, 2021 at 12:05 AM

Data in this report are provisional and subject to change.

Data in this summary pertain to COVID-19 vaccines approved by the U.S. Food and Drug Administration and have been issued an Emergency Use Authorization (Janssen COVID-19 Vaccine, Moderna COVID-19 Vaccine and Pfizer-BioNTech COVID-19 Vaccine). These data summarize the number of people who have received either their first dose or have completed the series for a COVID-19 vaccine. **A person can only be counted in one category, first dose or series complete.** For persons receiving Moderna or Pfizer vaccines, once they receive their second dose, they are moved from the first dose column to the series completed column. **Because of this, the total first dose category may show a change from report to report not matching the total receiving their first dose from the previous day.** Persons receiving Johnson & Johnson vaccines will always be counted in the series completed column.

## COVID-19 doses for vaccinated persons in Florida

**Doses administered** 238,795

People receiving one dose of a 1-dose series (Johnson & Johnson) or receiving only one dose of a 2-dose series (Moderna, Pfizer) count once. Persons receiving both doses of a 2-dose series count twice.

## Current status of persons vaccinated for COVID-19 in Florida

**Total people vaccinated** 130,717

First dose 16,183

Series completed 114,534

Completed 1-dose series 6,456

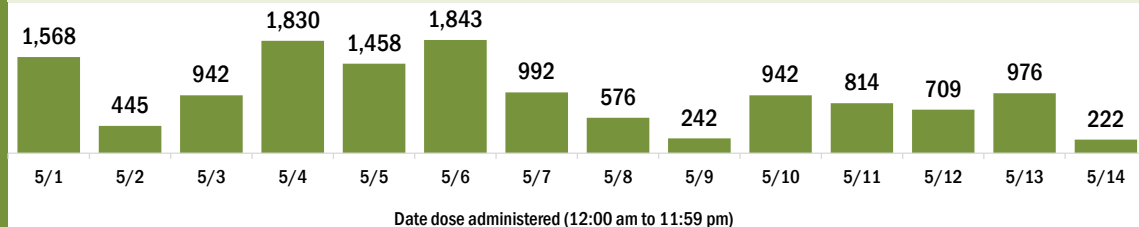
Completed 2-dose series 108,078

**First dose:** current number of people who have only received their first dose of the Moderna or Pfizer vaccine.

**Series complete:** current number of people who have received both Moderna or Pfizer vaccine doses or one Johnson & Johnson dose and are considered fully immunized.

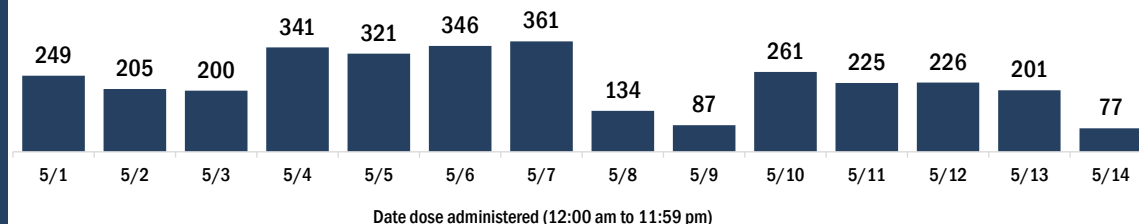
Demographic summary	First dose	Series complete	Total people vaccinated
<b>Age group</b>	<b>16,183</b>	<b>114,534</b>	<b>130,717</b>
16-24 years	2,575	6,425	9,000
25-34 years	1,907	6,861	8,768
35-44 years	2,697	14,347	17,044
45-54 years	2,730	17,324	20,054
55-64 years	2,678	23,058	25,736
65-74 years	2,075	28,539	30,614
75-84 years	1,074	13,898	14,972
85+ years	447	4,082	4,529
<b>Race</b>	<b>16,183</b>	<b>114,534</b>	<b>130,717</b>
White	9,943	85,323	95,266
Black	642	3,458	4,100
American Indian/Alaskan	46	325	371
Other	1,914	11,014	12,928
Unknown	3,638	14,414	18,052
<b>Other race</b> includes Asian, native Hawaiian/Pacific Islander, or other.			
<b>Ethnicity</b>	<b>16,183</b>	<b>114,534</b>	<b>130,717</b>
Hispanic	1,011	4,942	5,953
Non-Hispanic	8,317	75,976	84,293
Unknown	6,855	33,616	40,471
<b>Gender</b>	<b>16,183</b>	<b>114,534</b>	<b>130,717</b>
Female	8,461	63,043	71,504
Male	7,694	51,472	59,166
Unknown	28	19	47

## COVID-19 doses administered for the past 2 weeks

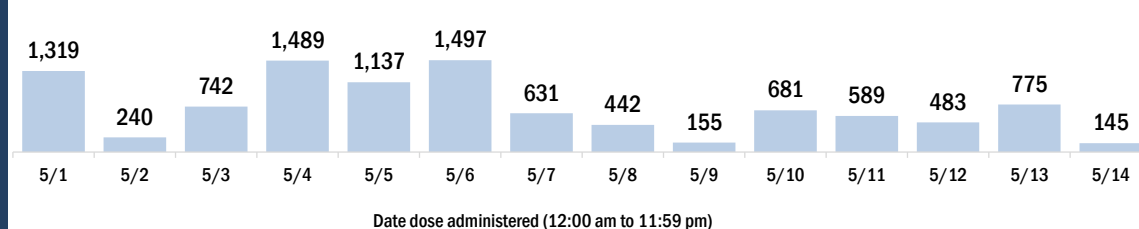


## Persons vaccinated for COVID-19 for the past 2 weeks

### Number of persons who received their first dose of a two-dose series of the COVID-19 vaccine



### Number of persons who completed the COVID-19 vaccine series





# COVID-19: St. Lucie County vaccine summary

Vaccination data through May 14, 2021 as of May 15, 2021 at 12:05 AM

Data in this report are provisional and subject to change.

Data in this summary pertain to COVID-19 vaccines approved by the U.S. Food and Drug Administration and have been issued an Emergency Use Authorization (Janssen COVID-19 Vaccine, Moderna COVID-19 Vaccine and Pfizer-BioNTech COVID-19 Vaccine). These data summarize the number of people who have received either their first dose or have completed the series for a COVID-19 vaccine. **A person can only be counted in one category, first dose or series complete.** For persons receiving Moderna or Pfizer vaccines, once they receive their second dose, they are moved from the first dose column to the series completed column. **Because of this, the total first dose category may show a change from report to report not matching the total receiving their first dose from the previous day.** Persons receiving Johnson & Johnson vaccines will always be counted in the series completed column.

## COVID-19 doses for vaccinated persons in Florida

**Doses administered** 222,672

People receiving one dose of a 1-dose series (Johnson & Johnson) or receiving only one dose of a 2-dose series (Moderna, Pfizer) count once. Persons receiving both doses of a 2-dose series count twice.

## Current status of persons vaccinated for COVID-19 in Florida

**Total people vaccinated** 128,448

First dose 29,527

Series completed 98,921

Completed 1-dose series 4,697

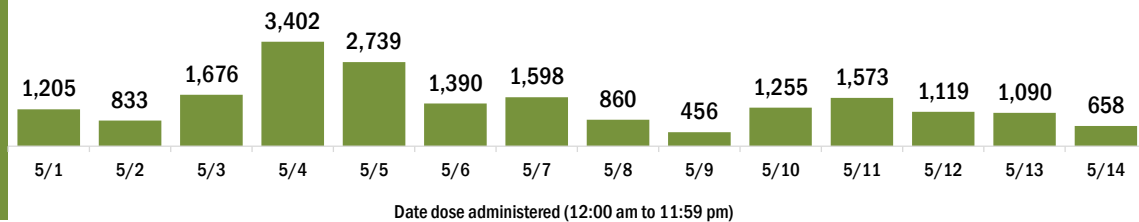
Completed 2-dose series 94,224

**First dose:** current number of people who have only received their first dose of the Moderna or Pfizer vaccine.

**Series complete:** current number of people who have received both Moderna or Pfizer vaccine doses or one Johnson & Johnson dose and are considered fully immunized.

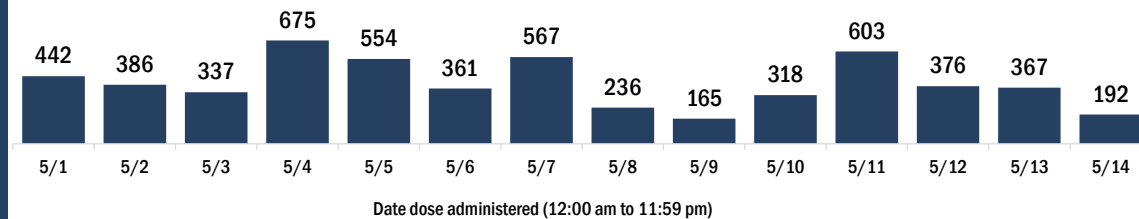
Demographic summary	First dose	Series complete	Total people vaccinated
<b>Age group</b>	29,527	98,921	128,448
16-24 years	2,494	3,512	6,006
25-34 years	2,603	4,888	7,491
35-44 years	3,431	7,339	10,770
45-54 years	4,326	11,708	16,034
55-64 years	6,126	20,584	26,710
65-74 years	5,887	29,368	35,255
75-84 years	3,448	16,529	19,977
85+ years	1,212	4,993	6,205
<b>Race</b>	29,527	98,921	128,448
White	17,603	64,031	81,634
Black	3,259	9,439	12,698
American Indian/Alaskan	177	449	626
Other	3,067	9,387	12,454
Unknown	5,421	15,615	21,036
<b>Other race</b> includes Asian, native Hawaiian/Pacific Islander, or other.			
<b>Ethnicity</b>	29,527	98,921	128,448
Hispanic	4,383	10,690	15,073
Non-Hispanic	13,297	54,917	68,214
Unknown	11,847	33,314	45,161
<b>Gender</b>	29,527	98,921	128,448
Female	15,677	55,494	71,171
Male	13,762	43,354	57,116
Unknown	88	73	161

## COVID-19 doses administered for the past 2 weeks

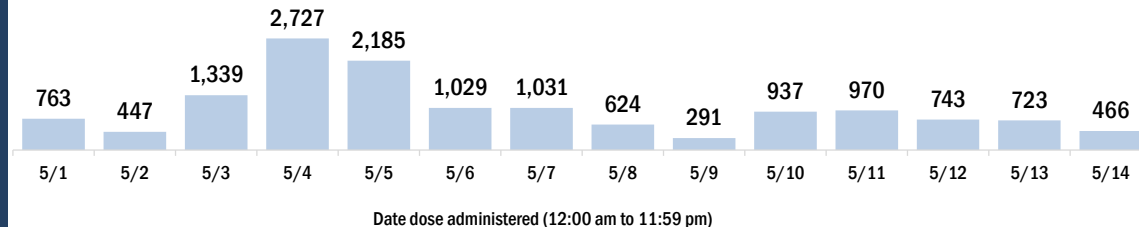


## Persons vaccinated for COVID-19 for the past 2 weeks

### Number of persons who received their first dose of a two-dose series of the COVID-19 vaccine



### Number of persons who completed the COVID-19 vaccine series





# COVID-19: Sumter County vaccine summary

Vaccination data through May 14, 2021 as of May 15, 2021 at 12:05 AM

Data in this report are provisional and subject to change.

Data in this summary pertain to COVID-19 vaccines approved by the U.S. Food and Drug Administration and have been issued an Emergency Use Authorization (Janssen COVID-19 Vaccine, Moderna COVID-19 Vaccine and Pfizer-BioNTech COVID-19 Vaccine). These data summarize the number of people who have received either their first dose or have completed the series for a COVID-19 vaccine. **A person can only be counted in one category, first dose or series complete.** For persons receiving Moderna or Pfizer vaccines, once they receive their second dose, they are moved from the first dose column to the series completed column. **Because of this, the total first dose category may show a change from report to report not matching the total receiving their first dose from the previous day.** Persons receiving Johnson & Johnson vaccines will always be counted in the series completed column.

## COVID-19 doses for vaccinated persons in Florida

**Doses administered** 155,093

People receiving one dose of a 1-dose series (Johnson & Johnson) or receiving only one dose of a 2-dose series (Moderna, Pfizer) count once. Persons receiving both doses of a 2-dose series count twice.

## Current status of persons vaccinated for COVID-19 in Florida

**Total people vaccinated** 84,831

First dose 10,026

Series completed 74,805

Completed 1-dose series 4,543

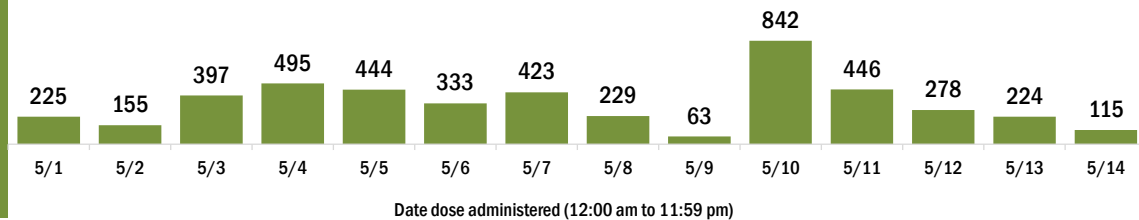
Completed 2-dose series 70,262

**First dose:** current number of people who have only received their first dose of the Moderna or Pfizer vaccine.

**Series complete:** current number of people who have received both Moderna or Pfizer vaccine doses or one Johnson & Johnson dose and are considered fully immunized.

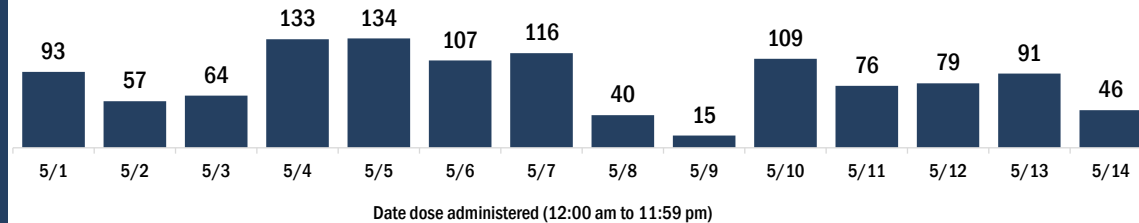
Demographic summary	First dose	Series complete	Total people vaccinated
<b>Age group</b>	<b>10,026</b>	<b>74,805</b>	<b>84,831</b>
16-24 years	276	356	632
25-34 years	363	670	1,033
35-44 years	514	1,014	1,528
45-54 years	745	2,055	2,800
55-64 years	2,025	9,041	11,066
65-74 years	3,187	34,352	37,539
75-84 years	2,336	23,356	25,692
85+ years	580	3,961	4,541
<b>Race</b>	<b>10,026</b>	<b>74,805</b>	<b>84,831</b>
White	7,533	62,782	70,315
Black	267	1,189	1,456
American Indian/Alaskan	30	161	191
Other	737	2,912	3,649
Unknown	1,459	7,761	9,220
<b>Other race</b> includes Asian, native Hawaiian/Pacific Islander, or other.			
<b>Ethnicity</b>	<b>10,026</b>	<b>74,805</b>	<b>84,831</b>
Hispanic	335	1,478	1,813
Non-Hispanic	6,171	50,646	56,817
Unknown	3,520	22,681	26,201
<b>Gender</b>	<b>10,026</b>	<b>74,805</b>	<b>84,831</b>
Female	5,482	41,313	46,795
Male	4,527	33,473	38,000
Unknown	17	19	36

## COVID-19 doses administered for the past 2 weeks

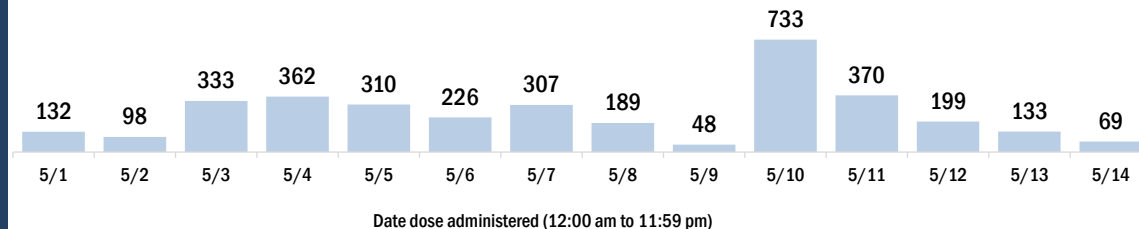


## Persons vaccinated for COVID-19 for the past 2 weeks

### Number of persons who received their first dose of a two-dose series of the COVID-19 vaccine



### Number of persons who completed the COVID-19 vaccine series



# COVID-19: Suwannee County vaccine summary

Vaccination data through May 14, 2021 as of May 15, 2021 at 12:05 AM

Data in this report are provisional and subject to change.

Data in this summary pertain to COVID-19 vaccines approved by the U.S. Food and Drug Administration and have been issued an Emergency Use Authorization (Janssen COVID-19 Vaccine, Moderna COVID-19 Vaccine and Pfizer-BioNTech COVID-19 Vaccine). These data summarize the number of people who have received either their first dose or have completed the series for a COVID-19 vaccine. **A person can only be counted in one category, first dose or series complete.** For persons receiving Moderna or Pfizer vaccines, once they receive their second dose, they are moved from the first dose column to the series completed column. **Because of this, the total first dose category may show a change from report to report not matching the total receiving their first dose from the previous day.** Persons receiving Johnson & Johnson vaccines will always be counted in the series completed column.

## COVID-19 doses for vaccinated persons in Florida

**Doses administered** 18,686

People receiving one dose of a 1-dose series (Johnson & Johnson) or receiving only one dose of a 2-dose series (Moderna, Pfizer) count once. Persons receiving both doses of a 2-dose series count twice.

## Current status of persons vaccinated for COVID-19 in Florida

**Total people vaccinated** 10,634

First dose 1,851

Series completed 8,783

Completed 1-dose series 731

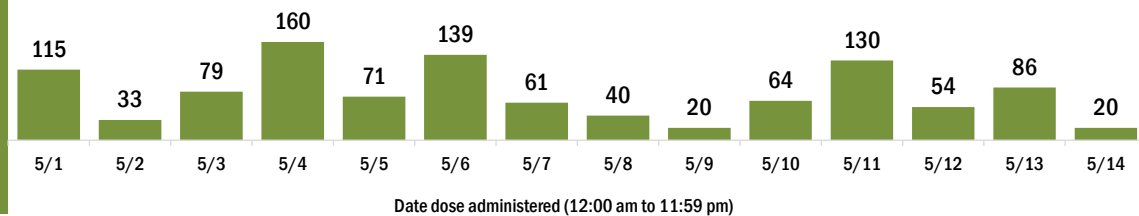
Completed 2-dose series 8,052

**First dose:** current number of people who have only received their first dose of the Moderna or Pfizer vaccine.

**Series complete:** current number of people who have received both Moderna or Pfizer vaccine doses or one Johnson & Johnson dose and are considered fully immunized.

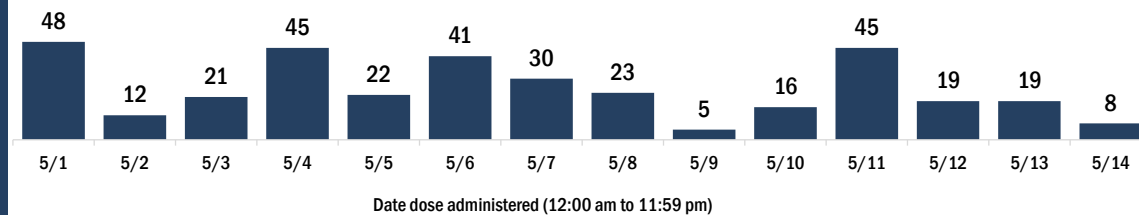
Demographic summary	First dose	Series complete	Total people vaccinated
<b>Age group</b>	<b>1,851</b>	<b>8,783</b>	<b>10,634</b>
16-24 years	156	217	373
25-34 years	198	285	483
35-44 years	253	473	726
45-54 years	304	776	1,080
55-64 years	488	1,896	2,384
65-74 years	238	2,823	3,061
75-84 years	155	1,733	1,888
85+ years	59	580	639
<b>Race</b>	<b>1,851</b>	<b>8,783</b>	<b>10,634</b>
White	1,169	6,228	7,397
Black	305	726	1,031
American Indian/Alaskan	6	12	18
Other	162	585	747
Unknown	209	1,232	1,441
<b>Other race</b> includes Asian, native Hawaiian/Pacific Islander, or other.			
<b>Ethnicity</b>	<b>1,851</b>	<b>8,783</b>	<b>10,634</b>
Hispanic	165	407	572
Non-Hispanic	1,124	5,262	6,386
Unknown	562	3,114	3,676
<b>Gender</b>	<b>1,851</b>	<b>8,783</b>	<b>10,634</b>
Female	785	5,031	5,816
Male	1,066	3,752	4,818
Unknown	0	0	0

## COVID-19 doses administered for the past 2 weeks

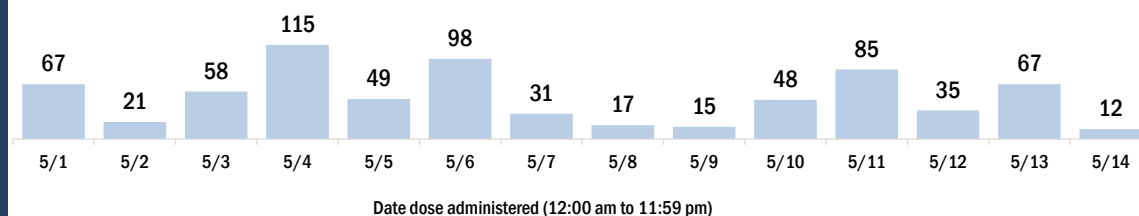


## Persons vaccinated for COVID-19 for the past 2 weeks

### Number of persons who received their first dose of a two-dose series of the COVID-19 vaccine



### Number of persons who completed the COVID-19 vaccine series



# COVID-19: Taylor County vaccine summary

Vaccination data through May 14, 2021 as of May 15, 2021 at 12:05 AM

Data in this report are provisional and subject to change.

Data in this summary pertain to COVID-19 vaccines approved by the U.S. Food and Drug Administration and have been issued an Emergency Use Authorization (Janssen COVID-19 Vaccine, Moderna COVID-19 Vaccine and Pfizer-BioNTech COVID-19 Vaccine). These data summarize the number of people who have received either their first dose or have completed the series for a COVID-19 vaccine. **A person can only be counted in one category, first dose or series complete.** For persons receiving Moderna or Pfizer vaccines, once they receive their second dose, they are moved from the first dose column to the series completed column. **Because of this, the total first dose category may show a change from report to report not matching the total receiving their first dose from the previous day.** Persons receiving Johnson & Johnson vaccines will always be counted in the series completed column.

## COVID-19 doses for vaccinated persons in Florida

**Doses administered** 10,208

People receiving one dose of a 1-dose series (Johnson & Johnson) or receiving only one dose of a 2-dose series (Moderna, Pfizer) count once. Persons receiving both doses of a 2-dose series count twice.

## Current status of persons vaccinated for COVID-19 in Florida

**Total people vaccinated** 5,866

First dose 1,202

Series completed 4,664

Completed 1-dose series 322

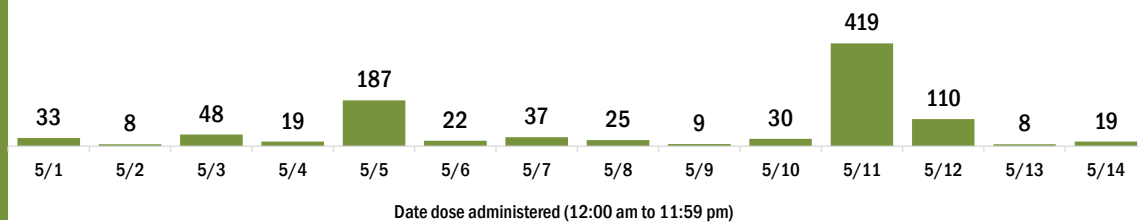
Completed 2-dose series 4,342

**First dose:** current number of people who have only received their first dose of the Moderna or Pfizer vaccine.

**Series complete:** current number of people who have received both Moderna or Pfizer vaccine doses or one Johnson & Johnson dose and are considered fully immunized.

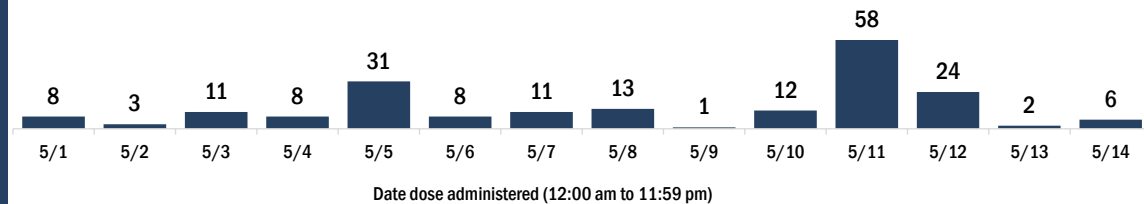
Demographic summary	First dose	Series complete	Total people vaccinated
<b>Age group</b>	1,202	4,664	5,866
16-24 years	52	78	130
25-34 years	96	197	293
35-44 years	109	315	424
45-54 years	142	504	646
55-64 years	279	1,080	1,359
65-74 years	316	1,466	1,782
75-84 years	156	804	960
85+ years	52	220	272
<b>Race</b>	1,202	4,664	5,866
White	833	3,409	4,242
Black	183	677	860
American Indian/Alaskan	6	36	42
Other	55	300	355
Unknown	125	242	367
<b>Other race</b> includes Asian, native Hawaiian/Pacific Islander, or other.			
<b>Ethnicity</b>	1,202	4,664	5,866
Hispanic	24	86	110
Non-Hispanic	700	2,944	3,644
Unknown	478	1,634	2,112
<b>Gender</b>	1,202	4,664	5,866
Female	580	2,383	2,963
Male	621	2,280	2,901
Unknown	1	1	2

## COVID-19 doses administered for the past 2 weeks

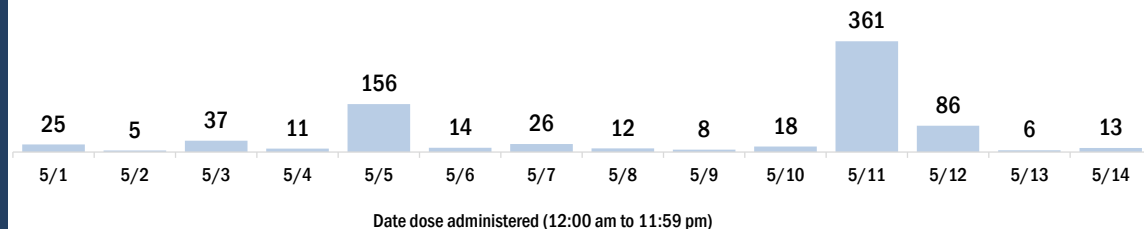


## Persons vaccinated for COVID-19 for the past 2 weeks

### Number of persons who received their first dose of a two-dose series of the COVID-19 vaccine



### Number of persons who completed the COVID-19 vaccine series



# COVID-19: Union County vaccine summary

Vaccination data through May 14, 2021 as of May 15, 2021 at 12:05 AM

Data in this report are provisional and subject to change.

Data in this summary pertain to COVID-19 vaccines approved by the U.S. Food and Drug Administration and have been issued an Emergency Use Authorization (Janssen COVID-19 Vaccine, Moderna COVID-19 Vaccine and Pfizer-BioNTech COVID-19 Vaccine). These data summarize the number of people who have received either their first dose or have completed the series for a COVID-19 vaccine. **A person can only be counted in one category, first dose or series complete.** For persons receiving Moderna or Pfizer vaccines, once they receive their second dose, they are moved from the first dose column to the series completed column. **Because of this, the total first dose category may show a change from report to report not matching the total receiving their first dose from the previous day.** Persons receiving Johnson & Johnson vaccines will always be counted in the series completed column.

## COVID-19 doses for vaccinated persons in Florida

**Doses administered** 6,993

People receiving one dose of a 1-dose series (Johnson & Johnson) or receiving only one dose of a 2-dose series (Moderna, Pfizer) count once. Persons receiving both doses of a 2-dose series count twice.

## Current status of persons vaccinated for COVID-19 in Florida

**Total people vaccinated** 4,699

First dose 2,282

Series completed 2,417

Completed 1-dose series 123

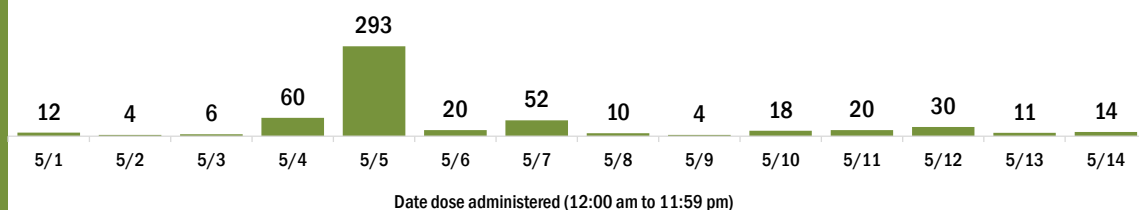
Completed 2-dose series 2,294

**First dose:** current number of people who have only received their first dose of the Moderna or Pfizer vaccine.

**Series complete:** current number of people who have received both Moderna or Pfizer vaccine doses or one Johnson & Johnson dose and are considered fully immunized.

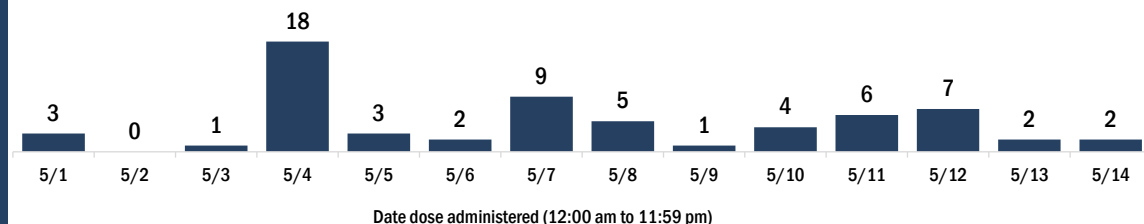
Demographic summary	First dose	Series complete	Total people vaccinated
<b>Age group</b>	2,282	2,417	4,699
16-24 years	51	80	131
25-34 years	107	148	255
35-44 years	227	187	414
45-54 years	325	309	634
55-64 years	836	539	1,375
65-74 years	592	669	1,261
75-84 years	129	379	508
85+ years	15	106	121
<b>Race</b>	2,282	2,417	4,699
White	1,458	1,898	3,356
Black	699	306	1,005
American Indian/Alaskan	5	18	23
Other	83	146	229
Unknown	37	49	86
<b>Other race</b> includes Asian, native Hawaiian/Pacific Islander, or other.			
<b>Ethnicity</b>	2,282	2,417	4,699
Hispanic	83	71	154
Non-Hispanic	2,082	2,140	4,222
Unknown	117	206	323
<b>Gender</b>	2,282	2,417	4,699
Female	157	1,220	1,377
Male	2,120	1,197	3,317
Unknown	5	0	5

## COVID-19 doses administered for the past 2 weeks

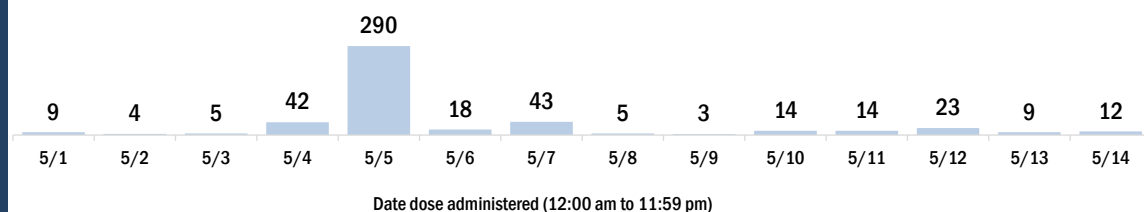


## Persons vaccinated for COVID-19 for the past 2 weeks

### Number of persons who received their first dose of a two-dose series of the COVID-19 vaccine



### Number of persons who completed the COVID-19 vaccine series



# COVID-19: Volusia County vaccine summary

Vaccination data through May 14, 2021 as of May 15, 2021 at 12:05 AM

Data in this report are provisional and subject to change.

Data in this summary pertain to COVID-19 vaccines approved by the U.S. Food and Drug Administration and have been issued an Emergency Use Authorization (Janssen COVID-19 Vaccine, Moderna COVID-19 Vaccine and Pfizer-BioNTech COVID-19 Vaccine). These data summarize the number of people who have received either their first dose or have completed the series for a COVID-19 vaccine. **A person can only be counted in one category, first dose or series complete.** For persons receiving Moderna or Pfizer vaccines, once they receive their second dose, they are moved from the first dose column to the series completed column. **Because of this, the total first dose category may show a change from report to report not matching the total receiving their first dose from the previous day.** Persons receiving Johnson & Johnson vaccines will always be counted in the series completed column.

## COVID-19 doses for vaccinated persons in Florida

**Doses administered** 389,393

People receiving one dose of a 1-dose series (Johnson & Johnson) or receiving only one dose of a 2-dose series (Moderna, Pfizer) count once. Persons receiving both doses of a 2-dose series count twice.

## Current status of persons vaccinated for COVID-19 in Florida

**Total people vaccinated** 227,609

First dose 45,358

Series completed 182,251

Completed 1-dose series 20,467

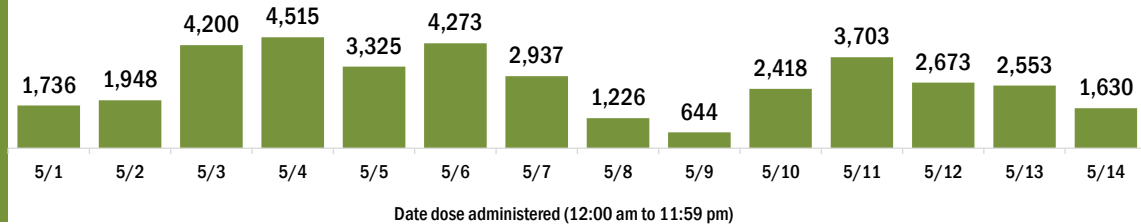
Completed 2-dose series 161,784

**First dose:** current number of people who have only received their first dose of the Moderna or Pfizer vaccine.

**Series complete:** current number of people who have received both Moderna or Pfizer vaccine doses or one Johnson & Johnson dose and are considered fully immunized.

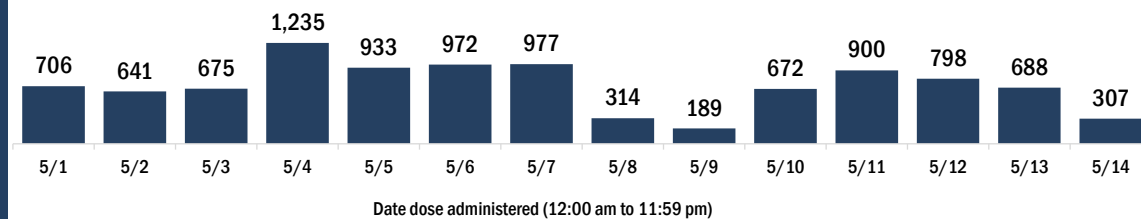
Demographic summary	First dose	Series complete	Total people vaccinated
<b>Age group</b>	45,358	182,251	227,609
16-24 years	4,479	7,700	12,179
25-34 years	4,435	9,456	13,891
35-44 years	5,266	12,643	17,909
45-54 years	6,742	19,987	26,729
55-64 years	10,334	38,011	48,345
65-74 years	8,388	54,008	62,396
75-84 years	4,153	30,061	34,214
85+ years	1,561	10,385	11,946
<b>Race</b>	45,358	182,251	227,609
White	28,346	121,067	149,413
Black	3,001	8,746	11,747
American Indian/Alaskan	187	611	798
Other	5,135	20,314	25,449
Unknown	8,689	31,513	40,202
<b>Other race</b> includes Asian, native Hawaiian/Pacific Islander, or other.			
<b>Ethnicity</b>	45,358	182,251	227,609
Hispanic	5,190	12,458	17,648
Non-Hispanic	22,562	96,543	119,105
Unknown	17,606	73,250	90,856
<b>Gender</b>	45,358	182,251	227,609
Female	23,518	101,505	125,023
Male	21,167	77,970	99,137
Unknown	673	2,776	3,449

## COVID-19 doses administered for the past 2 weeks

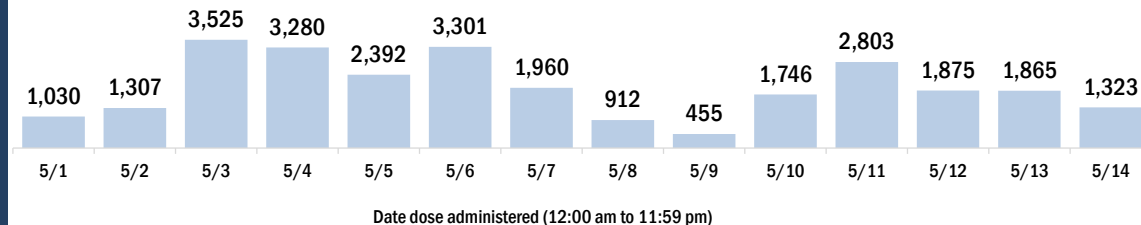


## Persons vaccinated for COVID-19 for the past 2 weeks

### Number of persons who received their first dose of a two-dose series of the COVID-19 vaccine



### Number of persons who completed the COVID-19 vaccine series



# COVID-19: Wakulla County vaccine summary

Vaccination data through May 14, 2021 as of May 15, 2021 at 12:05 AM

Data in this report are provisional and subject to change.

Data in this summary pertain to COVID-19 vaccines approved by the U.S. Food and Drug Administration and have been issued an Emergency Use Authorization (Janssen COVID-19 Vaccine, Moderna COVID-19 Vaccine and Pfizer-BioNTech COVID-19 Vaccine). These data summarize the number of people who have received either their first dose or have completed the series for a COVID-19 vaccine. **A person can only be counted in one category, first dose or series complete.** For persons receiving Moderna or Pfizer vaccines, once they receive their second dose, they are moved from the first dose column to the series completed column. **Because of this, the total first dose category may show a change from report to report not matching the total receiving their first dose from the previous day.** Persons receiving Johnson & Johnson vaccines will always be counted in the series completed column.

## COVID-19 doses for vaccinated persons in Florida

**Doses administered** 19,192

People receiving one dose of a 1-dose series (Johnson & Johnson) or receiving only one dose of a 2-dose series (Moderna, Pfizer) count once. Persons receiving both doses of a 2-dose series count twice.

## Current status of persons vaccinated for COVID-19 in Florida

**Total people vaccinated** 11,200

First dose 2,632

Series completed 8,568

Completed 1-dose series 576

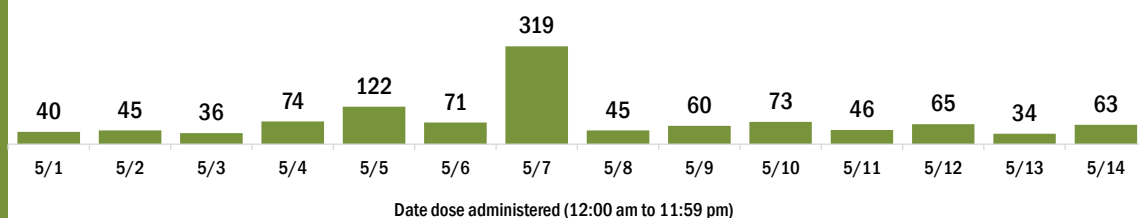
Completed 2-dose series 7,992

**First dose:** current number of people who have only received their first dose of the Moderna or Pfizer vaccine.

**Series complete:** current number of people who have received both Moderna or Pfizer vaccine doses or one Johnson & Johnson dose and are considered fully immunized.

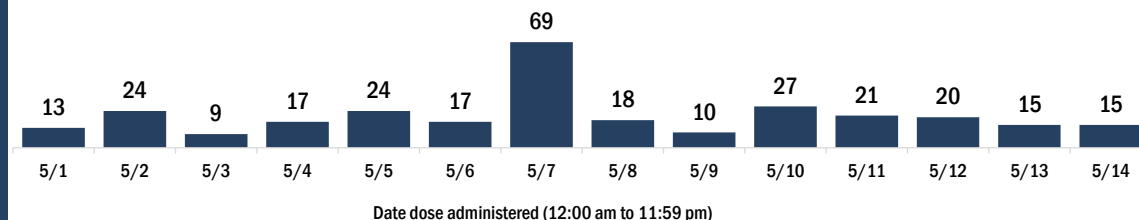
Demographic summary	First dose	Series complete	Total people vaccinated
<b>Age group</b>	2,632	8,568	11,200
16-24 years	158	309	467
25-34 years	324	485	809
35-44 years	413	758	1,171
45-54 years	510	1,115	1,625
55-64 years	561	1,928	2,489
65-74 years	418	2,532	2,950
75-84 years	187	1,169	1,356
85+ years	61	272	333
<b>Race</b>	2,632	8,568	11,200
White	1,849	6,379	8,228
Black	495	646	1,141
American Indian/Alaskan	7	39	46
Other	128	1,061	1,189
Unknown	153	443	596
<b>Other race</b> includes Asian, native Hawaiian/Pacific Islander, or other.			
<b>Ethnicity</b>	2,632	8,568	11,200
Hispanic	43	183	226
Non-Hispanic	1,271	6,865	8,136
Unknown	1,318	1,520	2,838
<b>Gender</b>	2,632	8,568	11,200
Female	935	4,776	5,711
Male	1,696	3,791	5,487
Unknown	1	1	2

## COVID-19 doses administered for the past 2 weeks

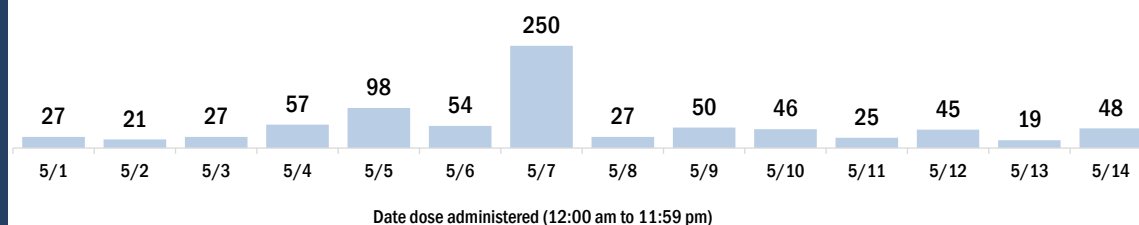


## Persons vaccinated for COVID-19 for the past 2 weeks

### Number of persons who received their first dose of a two-dose series of the COVID-19 vaccine



### Number of persons who completed the COVID-19 vaccine series



# COVID-19: Walton County vaccine summary

Vaccination data through May 14, 2021 as of May 15, 2021 at 12:05 AM

Data in this report are provisional and subject to change.

Data in this summary pertain to COVID-19 vaccines approved by the U.S. Food and Drug Administration and have been issued an Emergency Use Authorization (Janssen COVID-19 Vaccine, Moderna COVID-19 Vaccine and Pfizer-BioNTech COVID-19 Vaccine). These data summarize the number of people who have received either their first dose or have completed the series for a COVID-19 vaccine. **A person can only be counted in one category, first dose or series complete.** For persons receiving Moderna or Pfizer vaccines, once they receive their second dose, they are moved from the first dose column to the series completed column. **Because of this, the total first dose category may show a change from report to report not matching the total receiving their first dose from the previous day.** Persons receiving Johnson & Johnson vaccines will always be counted in the series completed column.

## COVID-19 doses for vaccinated persons in Florida

**Doses administered** 43,102

People receiving one dose of a 1-dose series (Johnson & Johnson) or receiving only one dose of a 2-dose series (Moderna, Pfizer) count once. Persons receiving both doses of a 2-dose series count twice.

## Current status of persons vaccinated for COVID-19 in Florida

**Total people vaccinated** 24,827

First dose 5,184

Series completed 19,643

Completed 1-dose series 1,368

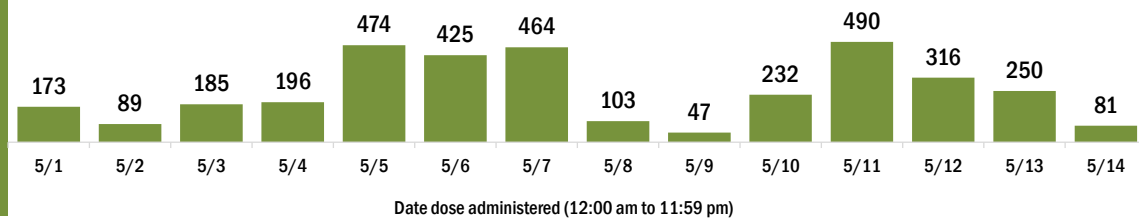
Completed 2-dose series 18,275

**First dose:** current number of people who have only received their first dose of the Moderna or Pfizer vaccine.

**Series complete:** current number of people who have received both Moderna or Pfizer vaccine doses or one Johnson & Johnson dose and are considered fully immunized.

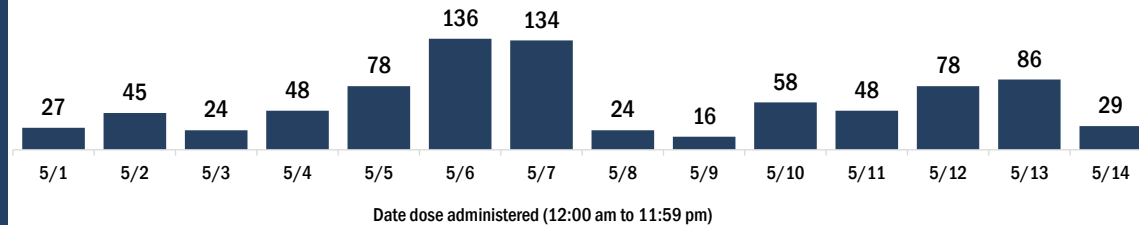
Demographic summary	First dose	Series complete	Total people vaccinated
<b>Age group</b>	<b>5,184</b>	<b>19,643</b>	<b>24,827</b>
16-24 years	366	529	895
25-34 years	517	894	1,411
35-44 years	624	1,674	2,298
45-54 years	802	2,348	3,150
55-64 years	1,174	4,629	5,803
65-74 years	1,099	6,214	7,313
75-84 years	482	2,636	3,118
85+ years	120	719	839
<b>Race</b>	<b>5,184</b>	<b>19,643</b>	<b>24,827</b>
White	3,706	14,658	18,364
Black	206	475	681
American Indian/Alaskan	18	83	101
Other	373	978	1,351
Unknown	881	3,449	4,330
<b>Other race</b> includes Asian, native Hawaiian/Pacific Islander, or other.			
<b>Ethnicity</b>	<b>5,184</b>	<b>19,643</b>	<b>24,827</b>
Hispanic	311	611	922
Non-Hispanic	3,275	12,936	16,211
Unknown	1,598	6,096	7,694
<b>Gender</b>	<b>5,184</b>	<b>19,643</b>	<b>24,827</b>
Female	2,683	10,471	13,154
Male	2,499	9,170	11,669
Unknown	2	2	4

## COVID-19 doses administered for the past 2 weeks

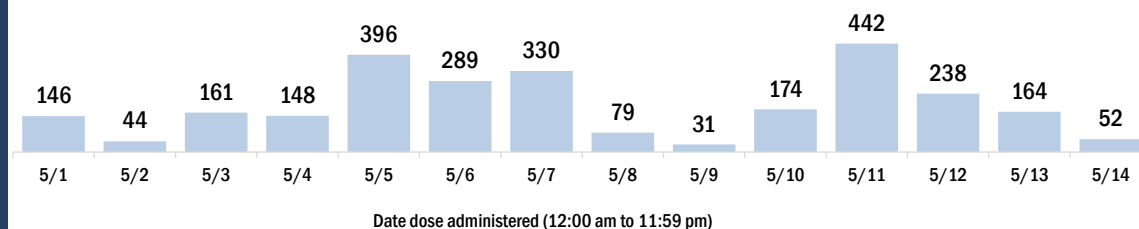


## Persons vaccinated for COVID-19 for the past 2 weeks

### Number of persons who received their first dose of a two-dose series of the COVID-19 vaccine



### Number of persons who completed the COVID-19 vaccine series





# COVID-19: Washington County vaccine summary

Vaccination data through May 14, 2021 as of May 15, 2021 at 12:05 AM

Data in this report are provisional and subject to change.

Data in this summary pertain to COVID-19 vaccines approved by the U.S. Food and Drug Administration and have been issued an Emergency Use Authorization (Janssen COVID-19 Vaccine, Moderna COVID-19 Vaccine and Pfizer-BioNTech COVID-19 Vaccine). These data summarize the number of people who have received either their first dose or have completed the series for a COVID-19 vaccine. **A person can only be counted in one category, first dose or series complete.** For persons receiving Moderna or Pfizer vaccines, once they receive their second dose, they are moved from the first dose column to the series completed column. **Because of this, the total first dose category may show a change from report to report not matching the total receiving their first dose from the previous day.** Persons receiving Johnson & Johnson vaccines will always be counted in the series completed column.

## COVID-19 doses for vaccinated persons in Florida

**Doses administered** 10,173

People receiving one dose of a 1-dose series (Johnson & Johnson) or receiving only one dose of a 2-dose series (Moderna, Pfizer) count once. Persons receiving both doses of a 2-dose series count twice.

## Current status of persons vaccinated for COVID-19 in Florida

**Total people vaccinated** 5,703

First dose 841

Series completed 4,862

Completed 1-dose series 392

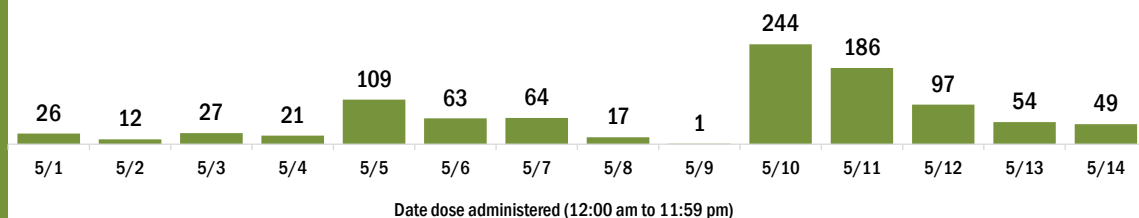
Completed 2-dose series 4,470

**First dose:** current number of people who have only received their first dose of the Moderna or Pfizer vaccine.

**Series complete:** current number of people who have received both Moderna or Pfizer vaccine doses or one Johnson & Johnson dose and are considered fully immunized.

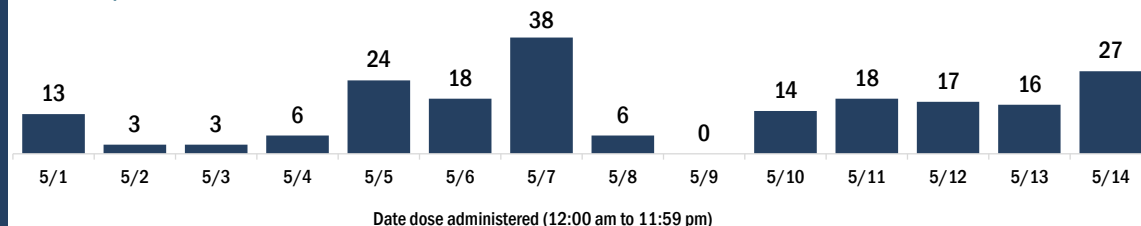
Demographic summary	First dose	Series complete	Total people vaccinated
<b>Age group</b>	<b>841</b>	<b>4,862</b>	<b>5,703</b>
16-24 years	53	88	141
25-34 years	98	225	323
35-44 years	120	375	495
45-54 years	170	574	744
55-64 years	199	1,172	1,371
65-74 years	112	1,397	1,509
75-84 years	61	775	836
85+ years	28	256	284
<b>Race</b>	<b>841</b>	<b>4,862</b>	<b>5,703</b>
White	500	3,594	4,094
Black	111	512	623
American Indian/Alaskan	5	60	65
Other	40	212	252
Unknown	185	484	669
<b>Other race</b> includes Asian, native Hawaiian/Pacific Islander, or other.			
<b>Ethnicity</b>	<b>841</b>	<b>4,862</b>	<b>5,703</b>
Hispanic	21	112	133
Non-Hispanic	620	3,986	4,606
Unknown	200	764	964
<b>Gender</b>	<b>841</b>	<b>4,862</b>	<b>5,703</b>
Female	364	2,461	2,825
Male	477	2,401	2,878
Unknown	0	0	0

## COVID-19 doses administered for the past 2 weeks



## Persons vaccinated for COVID-19 for the past 2 weeks

### Number of persons who received their first dose of a two-dose series of the COVID-19 vaccine



### Number of persons who completed the COVID-19 vaccine series

