

# COVID-19: Florida vaccine summary

Vaccination data through May 13, 2021 as of May 14, 2021 at 12:05 AM

Data in this report are provisional and subject to change. Data are based on county of residence.

Data in this summary pertain to COVID-19 vaccines approved by the U.S. Food and Drug Administration and have been issued an Emergency Use Authorization (Janssen COVID-19 Vaccine, Moderna COVID-19 Vaccine and Pfizer-BioNTech COVID-19 Vaccine). These data summarize the number of people who have received either their first dose or have completed the series for a COVID-19 vaccine. **A person can only be counted in one category, first dose or series complete.** For persons receiving Moderna or Pfizer vaccines, once they receive their second dose, they are moved from the first dose column to the series completed column. **Because of this, the total first dose category may show a change from report to report not matching the total receiving their first dose from the previous day.** Persons receiving Johnson & Johnson vaccines will always be counted in the series completed column.

## COVID-19 doses for vaccinated persons in Florida

**Doses administered** 16,228,952

People receiving one dose of a 1-dose series (Johnson & Johnson) or receiving only one dose of a 2-dose series (Moderna, Pfizer) count once. Persons receiving both doses of a 2-dose series count twice.

## Current status of persons vaccinated for COVID-19 in Florida

**Total people vaccinated** 9,481,581

First dose 2,066,446

Series completed 7,415,135

Completed 1-dose series 667,764

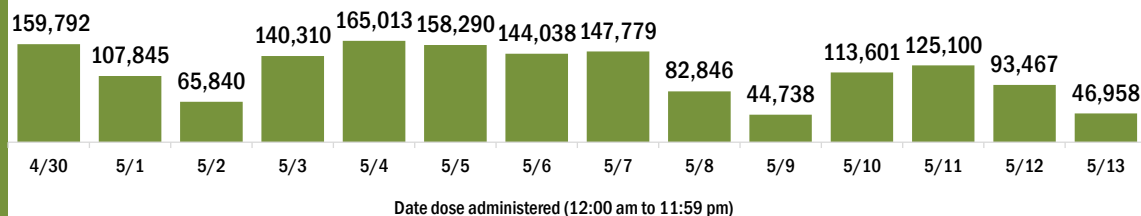
Completed 2-dose series 6,747,371

**First dose:** current number of people who have only received their first dose of the Moderna or Pfizer vaccine.

**Series complete:** current number of people who have received both Moderna or Pfizer vaccine doses or one Johnson & Johnson dose and are considered fully immunized.

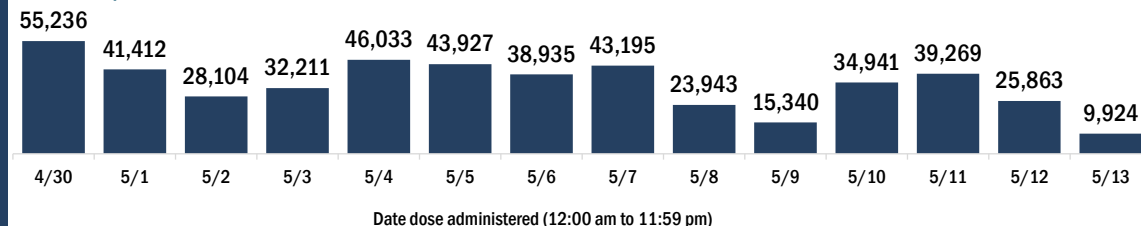
Demographic summary	First dose	Series complete	Total people vaccinated
<b>Age group</b>	2,066,446	7,415,135	9,481,581
16-24 years	231,316	372,996	604,312
25-34 years	268,470	568,828	837,298
35-44 years	297,746	760,257	1,058,003
45-54 years	323,915	1,028,411	1,352,326
55-64 years	362,945	1,504,222	1,867,167
65-74 years	320,195	1,811,408	2,131,603
75-84 years	184,821	1,028,845	1,213,666
85+ years	77,038	340,168	417,206
<b>Race</b>	2,066,446	7,415,135	9,481,581
White	1,251,547	5,049,962	6,301,509
Black	169,583	497,137	666,720
American Indian/Alaskan	9,783	25,713	35,496
Other	253,385	790,324	1,043,709
Unknown	382,148	1,051,999	1,434,147
<b>Other race</b> includes Asian, native Hawaiian/Pacific Islander, or other.			
<b>Ethnicity</b>	2,066,446	7,415,135	9,481,581
Hispanic	460,438	1,151,118	1,611,556
Non-Hispanic	853,014	3,913,957	4,766,971
Unknown	752,994	2,350,060	3,103,054
<b>Gender</b>	2,066,446	7,415,135	9,481,581
Female	1,078,808	4,103,479	5,182,287
Male	976,666	3,300,670	4,277,336
Unknown	10,972	10,986	21,958

## COVID-19 doses administered for the past 2 weeks

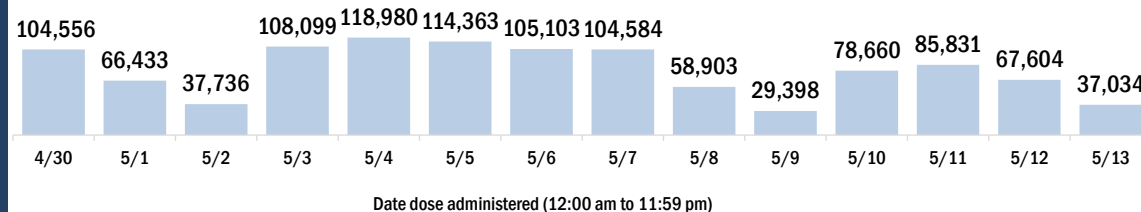


## Persons vaccinated for COVID-19 for the past 2 weeks

### Number of persons who received their first dose of the COVID-19 vaccine



### Number of persons who received their second dose and completed the COVID-19 vaccine series



# COVID-19: Alachua County vaccine summary

Vaccination data through May 13, 2021 as of May 14, 2021 at 12:05 AM

Data in this report are provisional and subject to change.

Data in this summary pertain to COVID-19 vaccines approved by the U.S. Food and Drug Administration and have been issued an Emergency Use Authorization (Janssen COVID-19 Vaccine, Moderna COVID-19 Vaccine and Pfizer-BioNTech COVID-19 Vaccine). These data summarize the number of people who have received either their first dose or have completed the series for a COVID-19 vaccine. **A person can only be counted in one category, first dose or series complete.** For persons receiving Moderna or Pfizer vaccines, once they receive their second dose, they are moved from the first dose column to the series completed column. **Because of this, the total first dose category may show a change from report to report not matching the total receiving their first dose from the previous day.** Persons receiving Johnson & Johnson vaccines will always be counted in the series completed column.

## COVID-19 doses for vaccinated persons in Florida

**Doses administered** 215,362

People receiving one dose of a 1-dose series (Johnson & Johnson) or receiving only one dose of a 2-dose series (Moderna, Pfizer) count once. Persons receiving both doses of a 2-dose series count twice.

## Current status of persons vaccinated for COVID-19 in Florida

**Total people vaccinated** 123,602

First dose 26,836

Series completed 96,766

Completed 1-dose series 5,006

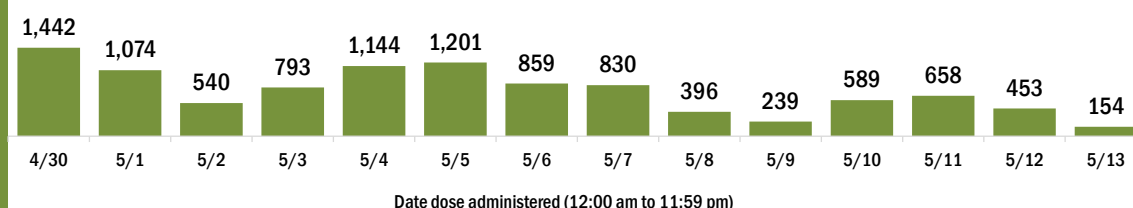
Completed 2-dose series 91,760

**First dose:** current number of people who have only received their first dose of the Moderna or Pfizer vaccine.

**Series complete:** current number of people who have received both Moderna or Pfizer vaccine doses or one Johnson & Johnson dose and are considered fully immunized.

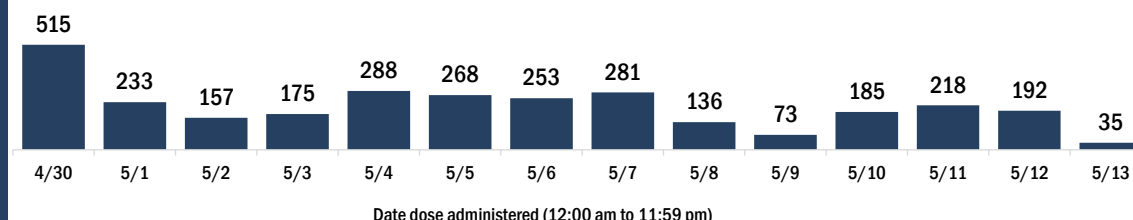
Demographic summary	First dose	Series complete	Total people vaccinated
<b>Age group</b>	26,836	96,766	123,602
16-24 years	9,481	11,223	20,704
25-34 years	5,351	14,741	20,092
35-44 years	3,637	11,928	15,565
45-54 years	2,838	11,779	14,617
55-64 years	2,881	15,790	18,671
65-74 years	1,565	18,682	20,247
75-84 years	722	9,252	9,974
85+ years	361	3,371	3,732
<b>Race</b>	26,836	96,766	123,602
White	16,360	67,383	83,743
Black	3,484	9,581	13,065
American Indian/Alaskan	105	319	424
Other	4,899	14,616	19,515
Unknown	1,988	4,867	6,855
<b>Other race</b> includes Asian, native Hawaiian/Pacific Islander, or other.			
<b>Ethnicity</b>	26,836	96,766	123,602
Hispanic	3,823	7,834	11,657
Non-Hispanic	16,633	65,713	82,346
Unknown	6,380	23,219	29,599
<b>Gender</b>	26,836	96,766	123,602
Female	13,889	55,408	69,297
Male	12,892	41,316	54,208
Unknown	55	42	97

## COVID-19 doses administered for the past 2 weeks

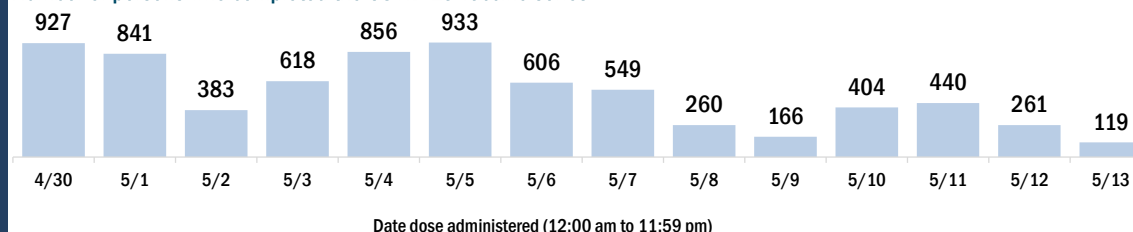


## Persons vaccinated for COVID-19 for the past 2 weeks

### Number of persons who received their first dose of a two-dose series of the COVID-19 vaccine



### Number of persons who completed the COVID-19 vaccine series



# COVID-19: Baker County vaccine summary

Vaccination data through May 13, 2021 as of May 14, 2021 at 12:05 AM

Data in this report are provisional and subject to change.

Data in this summary pertain to COVID-19 vaccines approved by the U.S. Food and Drug Administration and have been issued an Emergency Use Authorization (Janssen COVID-19 Vaccine, Moderna COVID-19 Vaccine and Pfizer-BioNTech COVID-19 Vaccine). These data summarize the number of people who have received either their first dose or have completed the series for a COVID-19 vaccine. **A person can only be counted in one category, first dose or series complete.** For persons receiving Moderna or Pfizer vaccines, once they receive their second dose, they are moved from the first dose column to the series completed column. **Because of this, the total first dose category may show a change from report to report not matching the total receiving their first dose from the previous day.** Persons receiving Johnson & Johnson vaccines will always be counted in the series completed column.

## COVID-19 doses for vaccinated persons in Florida

**Doses administered** 10,527

People receiving one dose of a 1-dose series (Johnson & Johnson) or receiving only one dose of a 2-dose series (Moderna, Pfizer) count once. Persons receiving both doses of a 2-dose series count twice.

## Current status of persons vaccinated for COVID-19 in Florida

**Total people vaccinated** 6,141

First dose 1,594

Series completed 4,547

Completed 1-dose series 161

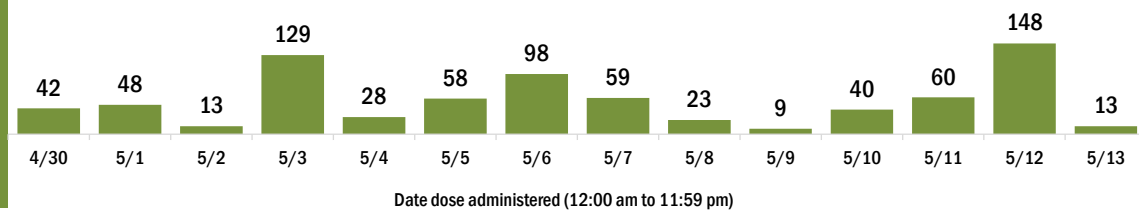
Completed 2-dose series 4,386

**First dose:** current number of people who have only received their first dose of the Moderna or Pfizer vaccine.

**Series complete:** current number of people who have received both Moderna or Pfizer vaccine doses or one Johnson & Johnson dose and are considered fully immunized.

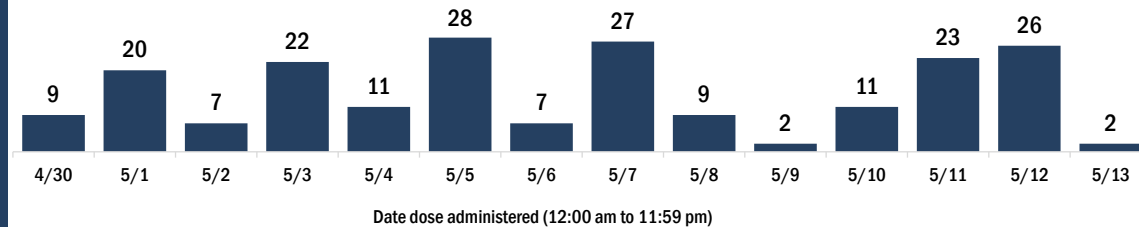
Demographic summary	First dose	Series complete	Total people vaccinated
<b>Age group</b>	<b>1,594</b>	<b>4,547</b>	<b>6,141</b>
16-24 years	89	129	218
25-34 years	240	225	465
35-44 years	331	366	697
45-54 years	348	584	932
55-64 years	344	1,029	1,373
65-74 years	146	1,330	1,476
75-84 years	67	691	758
85+ years	29	193	222
<b>Race</b>	<b>1,594</b>	<b>4,547</b>	<b>6,141</b>
White	988	3,598	4,586
Black	444	470	914
American Indian/Alaskan	3	21	24
Other	104	242	346
Unknown	55	216	271
<b>Other race</b> includes Asian, native Hawaiian/Pacific Islander, or other.			
<b>Ethnicity</b>	<b>1,594</b>	<b>4,547</b>	<b>6,141</b>
Hispanic	40	102	142
Non-Hispanic	770	3,360	4,130
Unknown	784	1,085	1,869
<b>Gender</b>	<b>1,594</b>	<b>4,547</b>	<b>6,141</b>
Female	486	2,467	2,953
Male	1,099	2,079	3,178
Unknown	9	1	10

## COVID-19 doses administered for the past 2 weeks

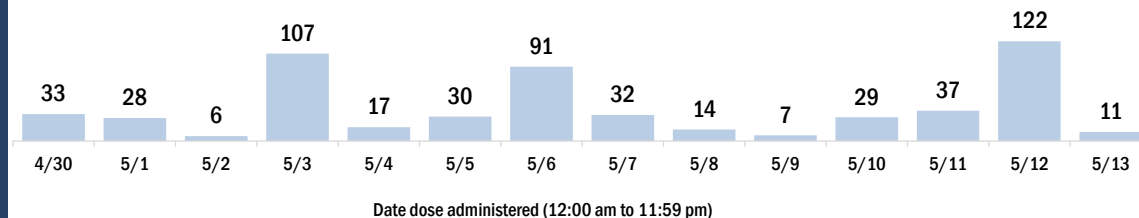


## Persons vaccinated for COVID-19 for the past 2 weeks

### Number of persons who received their first dose of a two-dose series of the COVID-19 vaccine



### Number of persons who completed the COVID-19 vaccine series



# COVID-19: Bay County vaccine summary

Vaccination data through May 13, 2021 as of May 14, 2021 at 12:05 AM

Data in this report are provisional and subject to change.

Data in this summary pertain to COVID-19 vaccines approved by the U.S. Food and Drug Administration and have been issued an Emergency Use Authorization (Janssen COVID-19 Vaccine, Moderna COVID-19 Vaccine and Pfizer-BioNTech COVID-19 Vaccine). These data summarize the number of people who have received either their first dose or have completed the series for a COVID-19 vaccine. **A person can only be counted in one category, first dose or series complete.** For persons receiving Moderna or Pfizer vaccines, once they receive their second dose, they are moved from the first dose column to the series completed column. **Because of this, the total first dose category may show a change from report to report not matching the total receiving their first dose from the previous day.** Persons receiving Johnson & Johnson vaccines will always be counted in the series completed column.

## COVID-19 doses for vaccinated persons in Florida

**Doses administered** 91,796

People receiving one dose of a 1-dose series (Johnson & Johnson) or receiving only one dose of a 2-dose series (Moderna, Pfizer) count once. Persons receiving both doses of a 2-dose series count twice.

## Current status of persons vaccinated for COVID-19 in Florida

**Total people vaccinated** 53,680

First dose 9,772

Series completed 43,908

Completed 1-dose series 5,792

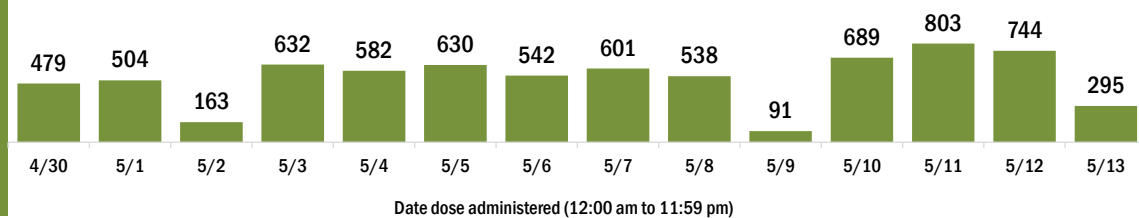
Completed 2-dose series 38,116

**First dose:** current number of people who have only received their first dose of the Moderna or Pfizer vaccine.

**Series complete:** current number of people who have received both Moderna or Pfizer vaccine doses or one Johnson & Johnson dose and are considered fully immunized.

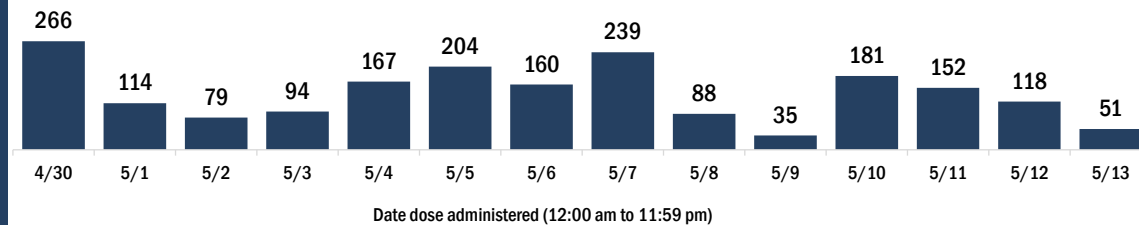
Demographic summary	First dose	Series complete	Total people vaccinated
<b>Age group</b>	<b>9,772</b>	<b>43,908</b>	<b>53,680</b>
16-24 years	992	1,521	2,513
25-34 years	1,189	2,572	3,761
35-44 years	1,397	3,958	5,355
45-54 years	1,611	5,592	7,203
55-64 years	2,208	10,061	12,269
65-74 years	1,421	12,269	13,690
75-84 years	683	6,072	6,755
85+ years	271	1,863	2,134
<b>Race</b>	<b>9,772</b>	<b>43,908</b>	<b>53,680</b>
White	5,947	30,806	36,753
Black	753	2,839	3,592
American Indian/Alaskan	53	205	258
Other	1,289	3,561	4,850
Unknown	1,730	6,497	8,227
<b>Other race</b> includes Asian, native Hawaiian/Pacific Islander, or other.			
<b>Ethnicity</b>	<b>9,772</b>	<b>43,908</b>	<b>53,680</b>
Hispanic	801	1,964	2,765
Non-Hispanic	5,452	26,840	32,292
Unknown	3,519	15,104	18,623
<b>Gender</b>	<b>9,772</b>	<b>43,908</b>	<b>53,680</b>
Female	5,310	24,185	29,495
Male	4,457	19,716	24,173
Unknown	5	7	12

## COVID-19 doses administered for the past 2 weeks

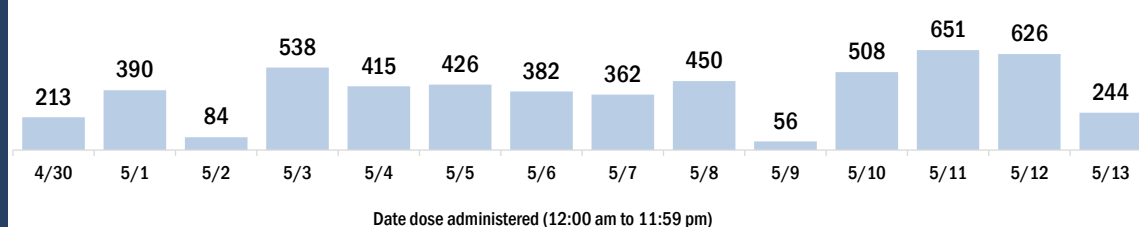


## Persons vaccinated for COVID-19 for the past 2 weeks

### Number of persons who received their first dose of a two-dose series of the COVID-19 vaccine



### Number of persons who completed the COVID-19 vaccine series



# COVID-19: Bradford County vaccine summary

Vaccination data through May 13, 2021 as of May 14, 2021 at 12:05 AM

Data in this report are provisional and subject to change.

Data in this summary pertain to COVID-19 vaccines approved by the U.S. Food and Drug Administration and have been issued an Emergency Use Authorization (Janssen COVID-19 Vaccine, Moderna COVID-19 Vaccine and Pfizer-BioNTech COVID-19 Vaccine). These data summarize the number of people who have received either their first dose or have completed the series for a COVID-19 vaccine. **A person can only be counted in one category, first dose or series complete.** For persons receiving Moderna or Pfizer vaccines, once they receive their second dose, they are moved from the first dose column to the series completed column. **Because of this, the total first dose category may show a change from report to report not matching the total receiving their first dose from the previous day.** Persons receiving Johnson & Johnson vaccines will always be counted in the series completed column.

## COVID-19 doses for vaccinated persons in Florida

**Doses administered** 11,434

People receiving one dose of a 1-dose series (Johnson & Johnson) or receiving only one dose of a 2-dose series (Moderna, Pfizer) count once. Persons receiving both doses of a 2-dose series count twice.

## Current status of persons vaccinated for COVID-19 in Florida

**Total people vaccinated** 6,849

First dose 1,899

Series completed 4,950

Completed 1-dose series 365

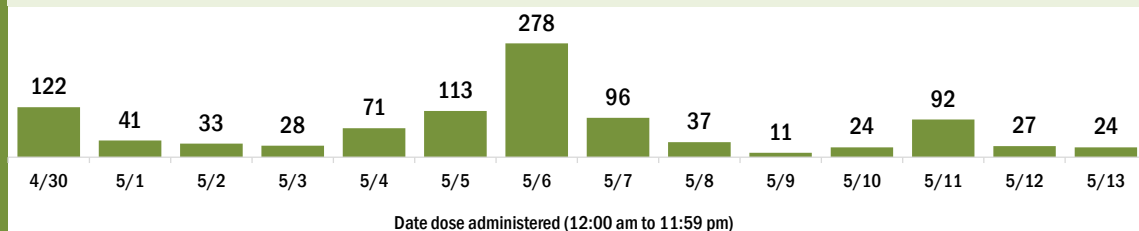
Completed 2-dose series 4,585

**First dose:** current number of people who have only received their first dose of the Moderna or Pfizer vaccine.

**Series complete:** current number of people who have received both Moderna or Pfizer vaccine doses or one Johnson & Johnson dose and are considered fully immunized.

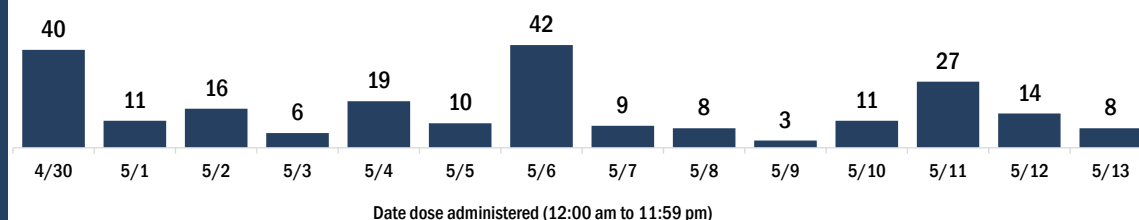
Demographic summary	First dose	Series complete	Total people vaccinated
<b>Age group</b>	<b>1,899</b>	<b>4,950</b>	<b>6,849</b>
16-24 years	119	111	230
25-34 years	279	253	532
35-44 years	434	353	787
45-54 years	411	557	968
55-64 years	412	1,089	1,501
65-74 years	152	1,484	1,636
75-84 years	68	840	908
85+ years	24	263	287
<b>Race</b>	<b>1,899</b>	<b>4,950</b>	<b>6,849</b>
White	1,036	3,686	4,722
Black	651	703	1,354
American Indian/Alaskan	3	31	34
Other	143	376	519
Unknown	66	154	220
<b>Other race</b> includes Asian, native Hawaiian/Pacific Islander, or other.			
<b>Ethnicity</b>	<b>1,899</b>	<b>4,950</b>	<b>6,849</b>
Hispanic	119	103	222
Non-Hispanic	1,112	4,298	5,410
Unknown	668	549	1,217
<b>Gender</b>	<b>1,899</b>	<b>4,950</b>	<b>6,849</b>
Female	439	2,708	3,147
Male	1,459	2,242	3,701
Unknown	1	0	1

## COVID-19 doses administered for the past 2 weeks

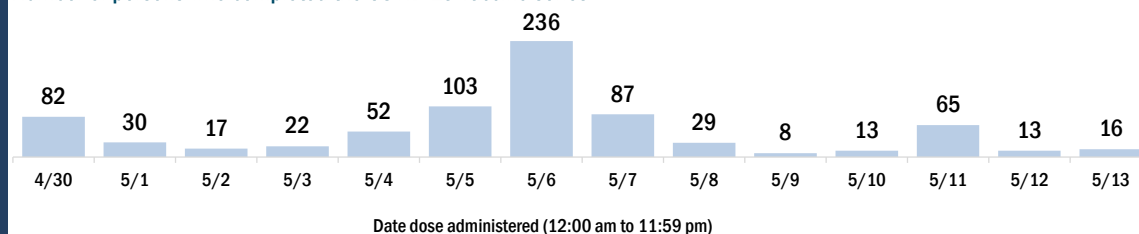


## Persons vaccinated for COVID-19 for the past 2 weeks

### Number of persons who received their first dose of a two-dose series of the COVID-19 vaccine



### Number of persons who completed the COVID-19 vaccine series



# COVID-19: Brevard County vaccine summary

Vaccination data through May 13, 2021 as of May 14, 2021 at 12:05 AM

Data in this report are provisional and subject to change.

Data in this summary pertain to COVID-19 vaccines approved by the U.S. Food and Drug Administration and have been issued an Emergency Use Authorization (Janssen COVID-19 Vaccine, Moderna COVID-19 Vaccine and Pfizer-BioNTech COVID-19 Vaccine). These data summarize the number of people who have received either their first dose or have completed the series for a COVID-19 vaccine. **A person can only be counted in one category, first dose or series complete.** For persons receiving Moderna or Pfizer vaccines, once they receive their second dose, they are moved from the first dose column to the series completed column. **Because of this, the total first dose category may show a change from report to report not matching the total receiving their first dose from the previous day.** Persons receiving Johnson & Johnson vaccines will always be counted in the series completed column.

## COVID-19 doses for vaccinated persons in Florida

**Doses administered** 444,240

People receiving one dose of a 1-dose series (Johnson & Johnson) or receiving only one dose of a 2-dose series (Moderna, Pfizer) count once. Persons receiving both doses of a 2-dose series count twice.

## Current status of persons vaccinated for COVID-19 in Florida

**Total people vaccinated** 257,698

First dose 51,716

Series completed 205,982

Completed 1-dose series 19,440

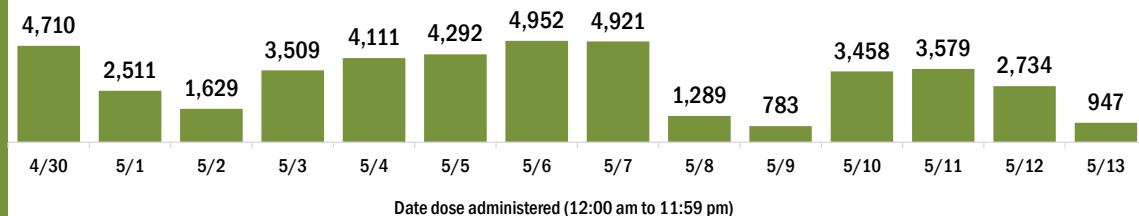
Completed 2-dose series 186,542

**First dose:** current number of people who have only received their first dose of the Moderna or Pfizer vaccine.

**Series complete:** current number of people who have received both Moderna or Pfizer vaccine doses or one Johnson & Johnson dose and are considered fully immunized.

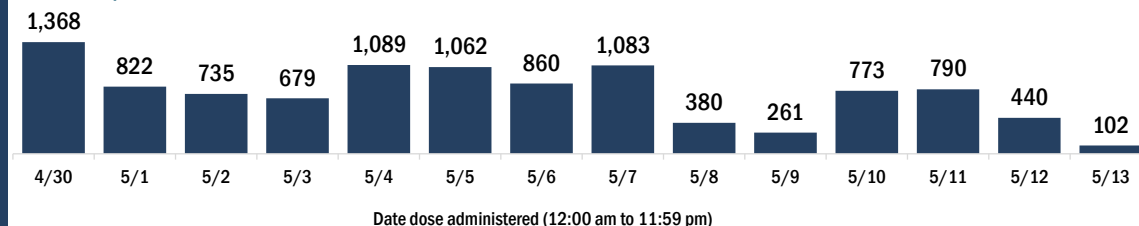
Demographic summary	First dose	Series complete	Total people vaccinated
<b>Age group</b>	<b>51,716</b>	<b>205,982</b>	<b>257,698</b>
16-24 years	5,693	8,172	13,865
25-34 years	6,350	12,186	18,536
35-44 years	6,681	16,434	23,115
45-54 years	7,494	24,071	31,565
55-64 years	10,754	47,284	58,038
65-74 years	8,029	55,222	63,251
75-84 years	4,612	31,247	35,859
85+ years	2,103	11,366	13,469
<b>Race</b>	<b>51,716</b>	<b>205,982</b>	<b>257,698</b>
White	33,329	139,958	173,287
Black	4,128	10,793	14,921
American Indian/Alaskan	307	887	1,194
Other	5,304	18,851	24,155
Unknown	8,648	35,493	44,141
<b>Other race</b> includes Asian, native Hawaiian/Pacific Islander, or other.			
<b>Ethnicity</b>	<b>51,716</b>	<b>205,982</b>	<b>257,698</b>
Hispanic	4,699	11,533	16,232
Non-Hispanic	28,905	117,468	146,373
Unknown	18,112	76,981	95,093
<b>Gender</b>	<b>51,716</b>	<b>205,982</b>	<b>257,698</b>
Female	27,288	116,013	143,301
Male	24,308	89,751	114,059
Unknown	120	218	338

## COVID-19 doses administered for the past 2 weeks

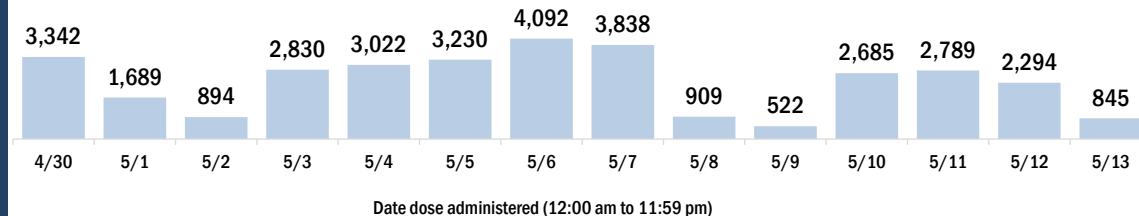


## Persons vaccinated for COVID-19 for the past 2 weeks

### Number of persons who received their first dose of a two-dose series of the COVID-19 vaccine



### Number of persons who completed the COVID-19 vaccine series





# COVID-19: Broward County vaccine summary

Vaccination data through May 13, 2021 as of May 14, 2021 at 12:05 AM

Data in this report are provisional and subject to change.

Data in this summary pertain to COVID-19 vaccines approved by the U.S. Food and Drug Administration and have been issued an Emergency Use Authorization (Janssen COVID-19 Vaccine, Moderna COVID-19 Vaccine and Pfizer-BioNTech COVID-19 Vaccine). These data summarize the number of people who have received either their first dose or have completed the series for a COVID-19 vaccine. **A person can only be counted in one category, first dose or series complete.** For persons receiving Moderna or Pfizer vaccines, once they receive their second dose, they are moved from the first dose column to the series completed column. **Because of this, the total first dose category may show a change from report to report not matching the total receiving their first dose from the previous day.** Persons receiving Johnson & Johnson vaccines will always be counted in the series completed column.

## COVID-19 doses for vaccinated persons in Florida

**Doses administered** 1,525,780

People receiving one dose of a 1-dose series (Johnson & Johnson) or receiving only one dose of a 2-dose series (Moderna, Pfizer) count once. Persons receiving both doses of a 2-dose series count twice.

## Current status of persons vaccinated for COVID-19 in Florida

**Total people vaccinated** 897,309

First dose 212,379

Series completed 684,930

Completed 1-dose series 56,459

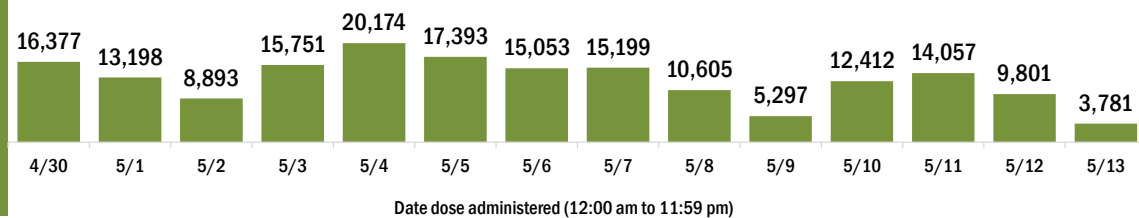
Completed 2-dose series 628,471

**First dose:** current number of people who have only received their first dose of the Moderna or Pfizer vaccine.

**Series complete:** current number of people who have received both Moderna or Pfizer vaccine doses or one Johnson & Johnson dose and are considered fully immunized.

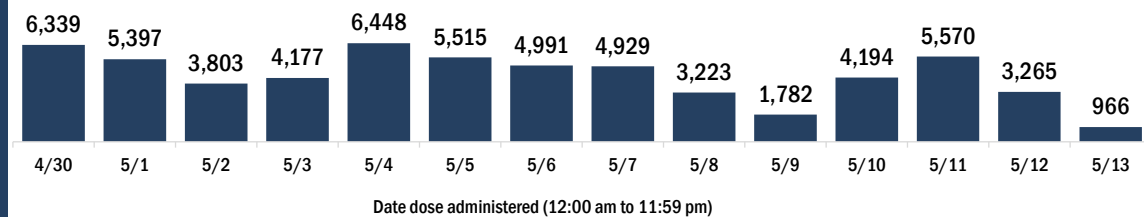
Demographic summary	First dose	Series complete	Total people vaccinated
<b>Age group</b>	<b>212,379</b>	<b>684,930</b>	<b>897,309</b>
16-24 years	25,285	39,603	64,888
25-34 years	27,500	57,668	85,168
35-44 years	33,756	85,485	119,241
45-54 years	37,775	118,746	156,521
55-64 years	37,506	151,876	189,382
65-74 years	28,605	137,122	165,727
75-84 years	14,939	69,197	84,136
85+ years	7,013	25,233	32,246
<b>Race</b>	<b>212,379</b>	<b>684,930</b>	<b>897,309</b>
White	114,941	421,648	536,589
Black	29,251	83,635	112,886
American Indian/Alaskan	1,057	2,764	3,821
Other	25,735	82,242	107,977
Unknown	41,395	94,641	136,036
<b>Other race</b> includes Asian, native Hawaiian/Pacific Islander, or other.			
<b>Ethnicity</b>	<b>212,379</b>	<b>684,930</b>	<b>897,309</b>
Hispanic	62,183	161,983	224,166
Non-Hispanic	76,893	330,234	407,127
Unknown	73,303	192,713	266,016
<b>Gender</b>	<b>212,379</b>	<b>684,930</b>	<b>897,309</b>
Female	111,299	370,053	481,352
Male	100,376	313,641	414,017
Unknown	704	1,236	1,940

## COVID-19 doses administered for the past 2 weeks

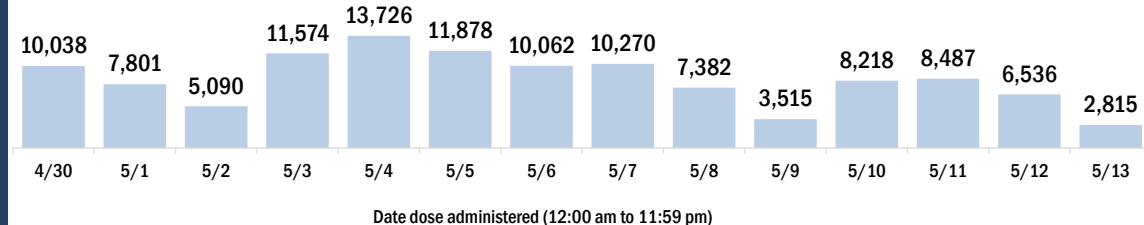


## Persons vaccinated for COVID-19 for the past 2 weeks

### Number of persons who received their first dose of a two-dose series of the COVID-19 vaccine



### Number of persons who completed the COVID-19 vaccine series



# COVID-19: Calhoun County vaccine summary

Vaccination data through May 13, 2021 as of May 14, 2021 at 12:05 AM

Data in this report are provisional and subject to change.

Data in this summary pertain to COVID-19 vaccines approved by the U.S. Food and Drug Administration and have been issued an Emergency Use Authorization (Janssen COVID-19 Vaccine, Moderna COVID-19 Vaccine and Pfizer-BioNTech COVID-19 Vaccine). These data summarize the number of people who have received either their first dose or have completed the series for a COVID-19 vaccine. **A person can only be counted in one category, first dose or series complete.** For persons receiving Moderna or Pfizer vaccines, once they receive their second dose, they are moved from the first dose column to the series completed column. **Because of this, the total first dose category may show a change from report to report not matching the total receiving their first dose from the previous day.** Persons receiving Johnson & Johnson vaccines will always be counted in the series completed column.

## COVID-19 doses for vaccinated persons in Florida

**Doses administered** 5,575

People receiving one dose of a 1-dose series (Johnson & Johnson) or receiving only one dose of a 2-dose series (Moderna, Pfizer) count once. Persons receiving both doses of a 2-dose series count twice.

## Current status of persons vaccinated for COVID-19 in Florida

**Total people vaccinated** 3,289

First dose 814

Series completed 2,475

Completed 1-dose series 189

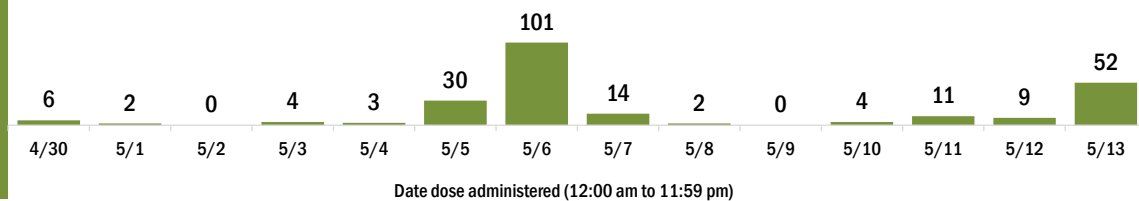
Completed 2-dose series 2,286

**First dose:** current number of people who have only received their first dose of the Moderna or Pfizer vaccine.

**Series complete:** current number of people who have received both Moderna or Pfizer vaccine doses or one Johnson & Johnson dose and are considered fully immunized.

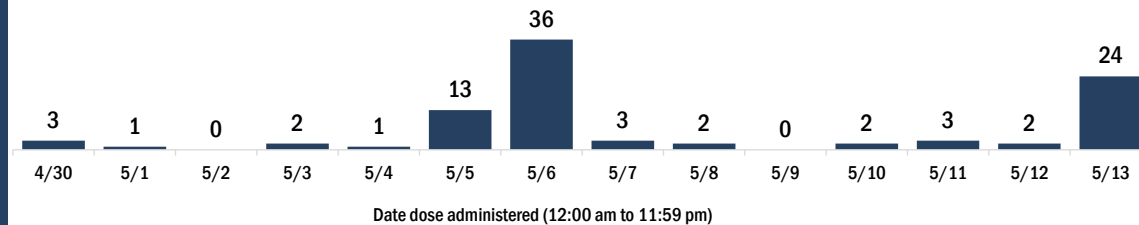
Demographic summary	First dose	Series complete	Total people vaccinated
<b>Age group</b>	814	2,475	3,289
16-24 years	49	42	91
25-34 years	99	78	177
35-44 years	166	135	301
45-54 years	188	254	442
55-64 years	158	495	653
65-74 years	87	816	903
75-84 years	48	471	519
85+ years	19	184	203
<b>Race</b>	814	2,475	3,289
White	498	1,742	2,240
Black	201	171	372
American Indian/Alaskan	5	16	21
Other	61	335	396
Unknown	49	211	260
<b>Other race</b> includes Asian, native Hawaiian/Pacific Islander, or other.			
<b>Ethnicity</b>	814	2,475	3,289
Hispanic	7	52	59
Non-Hispanic	198	1,381	1,579
Unknown	609	1,042	1,651
<b>Gender</b>	814	2,475	3,289
Female	197	1,376	1,573
Male	617	1,098	1,715
Unknown	0	1	1

## COVID-19 doses administered for the past 2 weeks

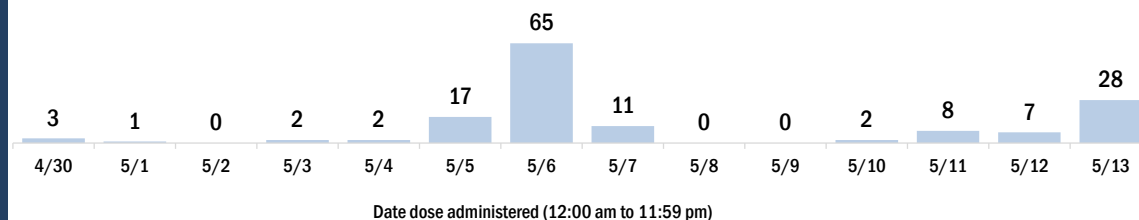


## Persons vaccinated for COVID-19 for the past 2 weeks

### Number of persons who received their first dose of a two-dose series of the COVID-19 vaccine



### Number of persons who completed the COVID-19 vaccine series





# COVID-19: Charlotte County vaccine summary

Vaccination data through May 13, 2021 as of May 14, 2021 at 12:05 AM

Data in this report are provisional and subject to change.

Data in this summary pertain to COVID-19 vaccines approved by the U.S. Food and Drug Administration and have been issued an Emergency Use Authorization (Janssen COVID-19 Vaccine, Moderna COVID-19 Vaccine and Pfizer-BioNTech COVID-19 Vaccine). These data summarize the number of people who have received either their first dose or have completed the series for a COVID-19 vaccine. **A person can only be counted in one category, first dose or series complete.** For persons receiving Moderna or Pfizer vaccines, once they receive their second dose, they are moved from the first dose column to the series completed column. **Because of this, the total first dose category may show a change from report to report not matching the total receiving their first dose from the previous day.** Persons receiving Johnson & Johnson vaccines will always be counted in the series completed column.

## COVID-19 doses for vaccinated persons in Florida

**Doses administered** 183,967

People receiving one dose of a 1-dose series (Johnson & Johnson) or receiving only one dose of a 2-dose series (Moderna, Pfizer) count once. Persons receiving both doses of a 2-dose series count twice.

## Current status of persons vaccinated for COVID-19 in Florida

**Total people vaccinated** 106,956

First dose 23,860

Series completed 83,096

Completed 1-dose series 6,085

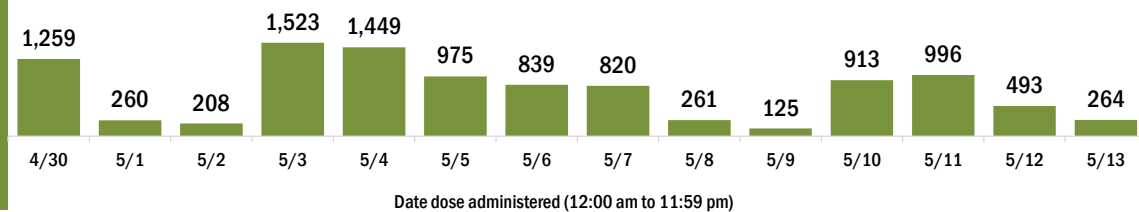
Completed 2-dose series 77,011

**First dose:** current number of people who have only received their first dose of the Moderna or Pfizer vaccine.

**Series complete:** current number of people who have received both Moderna or Pfizer vaccine doses or one Johnson & Johnson dose and are considered fully immunized.

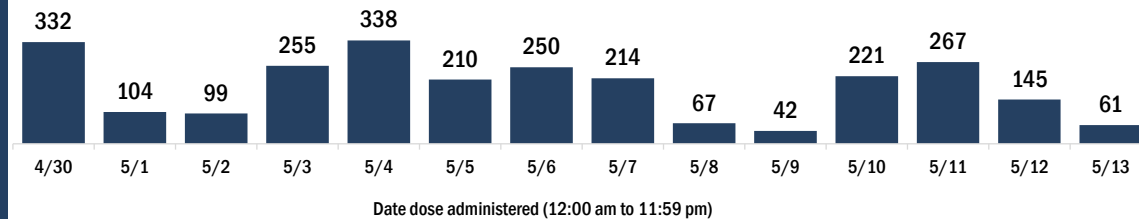
Demographic summary	First dose	Series complete	Total people vaccinated
<b>Age group</b>	23,860	83,096	106,956
16-24 years	1,057	1,214	2,271
25-34 years	1,028	1,923	2,951
35-44 years	1,386	2,756	4,142
45-54 years	2,321	5,648	7,969
55-64 years	5,308	16,028	21,336
65-74 years	6,793	31,360	38,153
75-84 years	4,453	18,753	23,206
85+ years	1,514	5,414	6,928
<b>Race</b>	23,860	83,096	106,956
White	17,808	63,526	81,334
Black	783	1,729	2,512
American Indian/Alaskan	143	336	479
Other	1,739	5,450	7,189
Unknown	3,387	12,055	15,442
<b>Other race</b> includes Asian, native Hawaiian/Pacific Islander, or other.			
<b>Ethnicity</b>	23,860	83,096	106,956
Hispanic	1,115	2,373	3,488
Non-Hispanic	13,761	51,019	64,780
Unknown	8,984	29,704	38,688
<b>Gender</b>	23,860	83,096	106,956
Female	12,523	45,873	58,396
Male	11,305	37,195	48,500
Unknown	32	28	60

## COVID-19 doses administered for the past 2 weeks

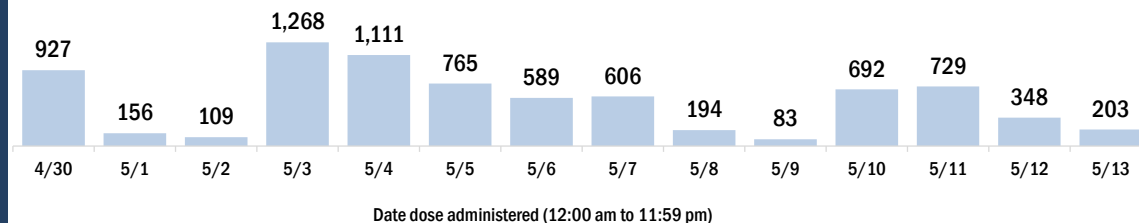


## Persons vaccinated for COVID-19 for the past 2 weeks

### Number of persons who received their first dose of a two-dose series of the COVID-19 vaccine



### Number of persons who completed the COVID-19 vaccine series



# COVID-19: Citrus County vaccine summary

Vaccination data through May 13, 2021 as of May 14, 2021 at 12:05 AM

Data in this report are provisional and subject to change.

Data in this summary pertain to COVID-19 vaccines approved by the U.S. Food and Drug Administration and have been issued an Emergency Use Authorization (Janssen COVID-19 Vaccine, Moderna COVID-19 Vaccine and Pfizer-BioNTech COVID-19 Vaccine). These data summarize the number of people who have received either their first dose or have completed the series for a COVID-19 vaccine. **A person can only be counted in one category, first dose or series complete.** For persons receiving Moderna or Pfizer vaccines, once they receive their second dose, they are moved from the first dose column to the series completed column. **Because of this, the total first dose category may show a change from report to report not matching the total receiving their first dose from the previous day.** Persons receiving Johnson & Johnson vaccines will always be counted in the series completed column.

## COVID-19 doses for vaccinated persons in Florida

**Doses administered** 112,625

People receiving one dose of a 1-dose series (Johnson & Johnson) or receiving only one dose of a 2-dose series (Moderna, Pfizer) count once. Persons receiving both doses of a 2-dose series count twice.

## Current status of persons vaccinated for COVID-19 in Florida

**Total people vaccinated** 62,386

First dose 10,033

Series completed 52,353

Completed 1-dose series 2,114

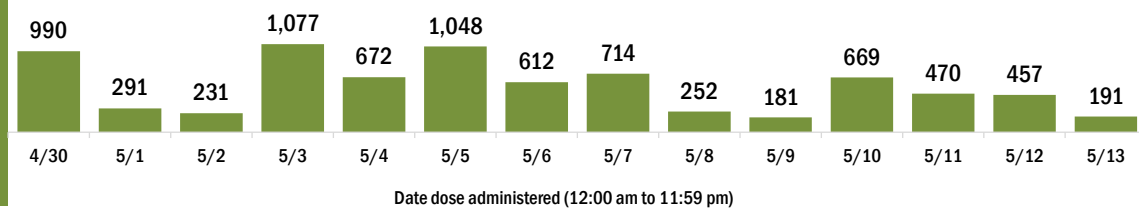
Completed 2-dose series 50,239

**First dose:** current number of people who have only received their first dose of the Moderna or Pfizer vaccine.

**Series complete:** current number of people who have received both Moderna or Pfizer vaccine doses or one Johnson & Johnson dose and are considered fully immunized.

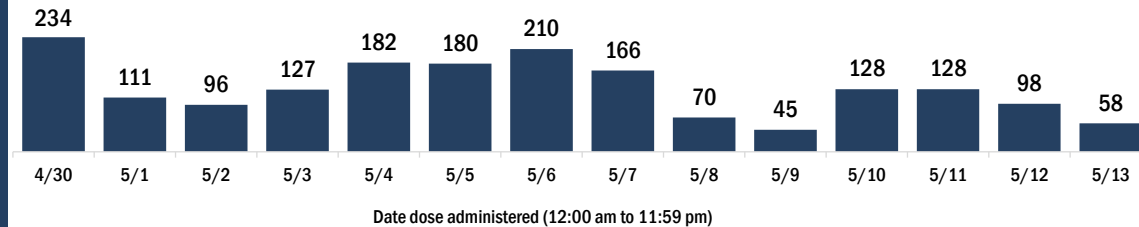
Demographic summary	First dose	Series complete	Total people vaccinated
<b>Age group</b>	10,033	52,353	62,386
16-24 years	596	885	1,481
25-34 years	628	1,276	1,904
35-44 years	699	1,844	2,543
45-54 years	1,210	3,574	4,784
55-64 years	2,114	9,417	11,531
65-74 years	2,585	19,011	21,596
75-84 years	1,663	12,641	14,304
85+ years	538	3,705	4,243
<b>Race</b>	10,033	52,353	62,386
White	7,456	39,678	47,134
Black	220	788	1,008
American Indian/Alaskan	52	285	337
Other	737	3,431	4,168
Unknown	1,568	8,171	9,739
<b>Other race</b> includes Asian, native Hawaiian/Pacific Islander, or other.			
<b>Ethnicity</b>	10,033	52,353	62,386
Hispanic	458	1,724	2,182
Non-Hispanic	6,126	31,478	37,604
Unknown	3,449	19,151	22,600
<b>Gender</b>	10,033	52,353	62,386
Female	5,491	29,652	35,143
Male	4,520	22,687	27,207
Unknown	22	14	36

## COVID-19 doses administered for the past 2 weeks

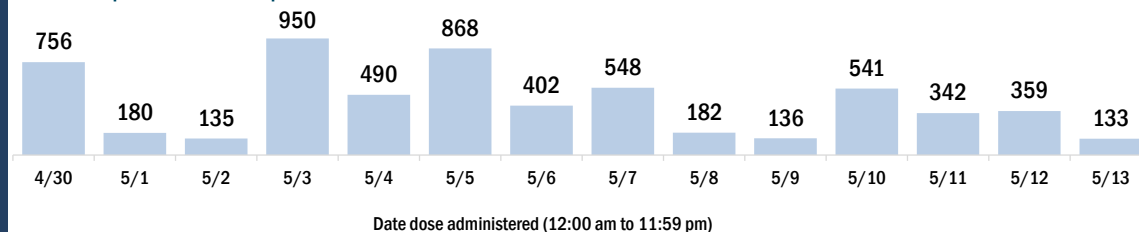


## Persons vaccinated for COVID-19 for the past 2 weeks

### Number of persons who received their first dose of a two-dose series of the COVID-19 vaccine



### Number of persons who completed the COVID-19 vaccine series



# COVID-19: Clay County vaccine summary

Vaccination data through May 13, 2021 as of May 14, 2021 at 12:05 AM

Data in this report are provisional and subject to change.

Data in this summary pertain to COVID-19 vaccines approved by the U.S. Food and Drug Administration and have been issued an Emergency Use Authorization (Janssen COVID-19 Vaccine, Moderna COVID-19 Vaccine and Pfizer-BioNTech COVID-19 Vaccine). These data summarize the number of people who have received either their first dose or have completed the series for a COVID-19 vaccine. **A person can only be counted in one category, first dose or series complete.** For persons receiving Moderna or Pfizer vaccines, once they receive their second dose, they are moved from the first dose column to the series completed column. **Because of this, the total first dose category may show a change from report to report not matching the total receiving their first dose from the previous day.** Persons receiving Johnson & Johnson vaccines will always be counted in the series completed column.

## COVID-19 doses for vaccinated persons in Florida

**Doses administered** 117,767

People receiving one dose of a 1-dose series (Johnson & Johnson) or receiving only one dose of a 2-dose series (Moderna, Pfizer) count once. Persons receiving both doses of a 2-dose series count twice.

## Current status of persons vaccinated for COVID-19 in Florida

**Total people vaccinated** 66,320

First dose 11,253

Series completed 55,067

Completed 1-dose series 3,620

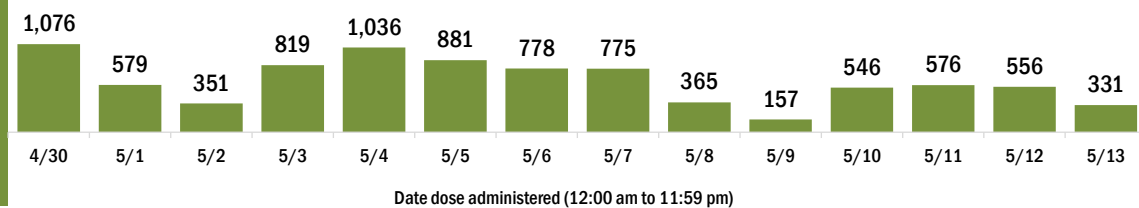
Completed 2-dose series 51,447

**First dose:** current number of people who have only received their first dose of the Moderna or Pfizer vaccine.

**Series complete:** current number of people who have received both Moderna or Pfizer vaccine doses or one Johnson & Johnson dose and are considered fully immunized.

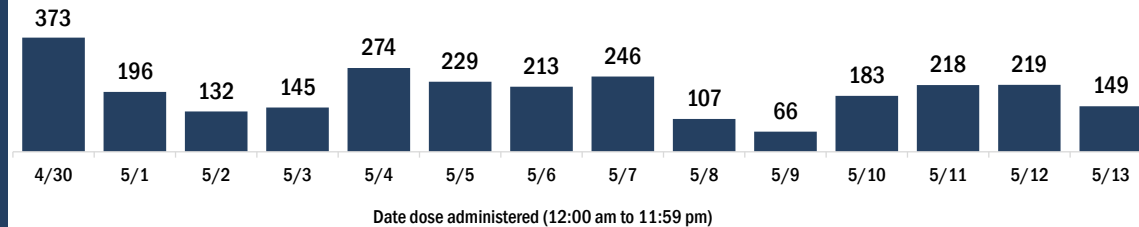
Demographic summary	First dose	Series complete	Total people vaccinated
<b>Age group</b>	<b>11,253</b>	<b>55,067</b>	<b>66,320</b>
16-24 years	1,532	2,800	4,332
25-34 years	1,405	3,295	4,700
35-44 years	1,769	5,385	7,154
45-54 years	1,940	7,977	9,917
55-64 years	2,239	12,036	14,275
65-74 years	1,233	14,347	15,580
75-84 years	790	7,108	7,898
85+ years	345	2,119	2,464
<b>Race</b>	<b>11,253</b>	<b>55,067</b>	<b>66,320</b>
White	6,389	38,768	45,157
Black	986	3,970	4,956
American Indian/Alaskan	50	250	300
Other	1,542	5,427	6,969
Unknown	2,286	6,652	8,938
<b>Other race</b> includes Asian, native Hawaiian/Pacific Islander, or other.			
<b>Ethnicity</b>	<b>11,253</b>	<b>55,067</b>	<b>66,320</b>
Hispanic	862	3,114	3,976
Non-Hispanic	6,265	39,296	45,561
Unknown	4,126	12,657	16,783
<b>Gender</b>	<b>11,253</b>	<b>55,067</b>	<b>66,320</b>
Female	6,050	31,484	37,534
Male	5,033	23,578	28,611
Unknown	170	5	175

## COVID-19 doses administered for the past 2 weeks

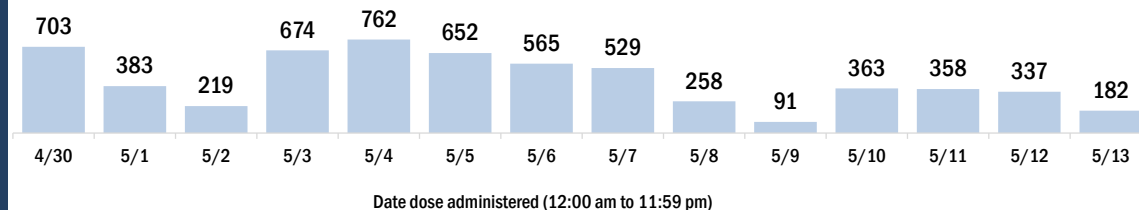


## Persons vaccinated for COVID-19 for the past 2 weeks

### Number of persons who received their first dose of a two-dose series of the COVID-19 vaccine



### Number of persons who completed the COVID-19 vaccine series



# COVID-19: Collier County vaccine summary

Vaccination data through May 13, 2021 as of May 14, 2021 at 12:05 AM

Data in this report are provisional and subject to change.

Data in this summary pertain to COVID-19 vaccines approved by the U.S. Food and Drug Administration and have been issued an Emergency Use Authorization (Janssen COVID-19 Vaccine, Moderna COVID-19 Vaccine and Pfizer-BioNTech COVID-19 Vaccine). These data summarize the number of people who have received either their first dose or have completed the series for a COVID-19 vaccine. **A person can only be counted in one category, first dose or series complete.** For persons receiving Moderna or Pfizer vaccines, once they receive their second dose, they are moved from the first dose column to the series completed column. **Because of this, the total first dose category may show a change from report to report not matching the total receiving their first dose from the previous day.** Persons receiving Johnson & Johnson vaccines will always be counted in the series completed column.

## COVID-19 doses for vaccinated persons in Florida

**Doses administered** 345,477

People receiving one dose of a 1-dose series (Johnson & Johnson) or receiving only one dose of a 2-dose series (Moderna, Pfizer) count once. Persons receiving both doses of a 2-dose series count twice.

## Current status of persons vaccinated for COVID-19 in Florida

**Total people vaccinated** 198,838

First dose 38,059

Series completed 160,779

Completed 1-dose series 14,140

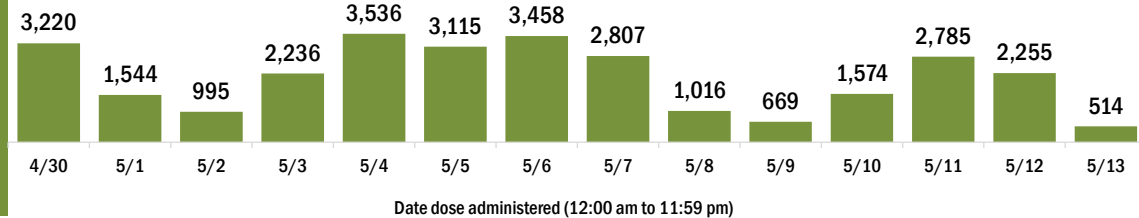
Completed 2-dose series 146,639

**First dose:** current number of people who have only received their first dose of the Moderna or Pfizer vaccine.

**Series complete:** current number of people who have received both Moderna or Pfizer vaccine doses or one Johnson & Johnson dose and are considered fully immunized.

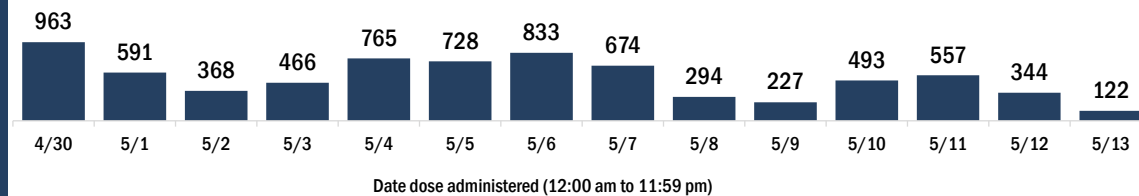
Demographic summary	First dose	Series complete	Total people vaccinated
<b>Age group</b>	<b>38,059</b>	<b>160,779</b>	<b>198,838</b>
16-24 years	3,254	4,221	7,475
25-34 years	3,381	6,371	9,752
35-44 years	4,328	8,986	13,314
45-54 years	5,544	14,520	20,064
55-64 years	7,471	29,133	36,604
65-74 years	7,266	51,808	59,074
75-84 years	4,906	35,458	40,364
85+ years	1,909	10,282	12,191
<b>Race</b>	<b>38,059</b>	<b>160,779</b>	<b>198,838</b>
White	24,565	106,626	131,191
Black	980	2,319	3,299
American Indian/Alaskan	136	498	634
Other	4,394	13,118	17,512
Unknown	7,984	38,218	46,202
<b>Other race</b> includes Asian, native Hawaiian/Pacific Islander, or other.			
<b>Ethnicity</b>	<b>38,059</b>	<b>160,779</b>	<b>198,838</b>
Hispanic	7,388	14,316	21,704
Non-Hispanic	15,485	73,728	89,213
Unknown	15,186	72,735	87,921
<b>Gender</b>	<b>38,059</b>	<b>160,779</b>	<b>198,838</b>
Female	19,955	87,456	107,411
Male	17,864	73,037	90,901
Unknown	240	286	526

## COVID-19 doses administered for the past 2 weeks

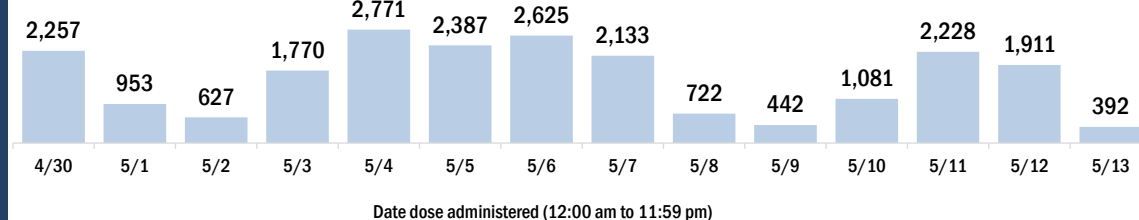


## Persons vaccinated for COVID-19 for the past 2 weeks

### Number of persons who received their first dose of a two-dose series of the COVID-19 vaccine



### Number of persons who completed the COVID-19 vaccine series



# COVID-19: Columbia County vaccine summary

Vaccination data through May 13, 2021 as of May 14, 2021 at 12:05 AM

Data in this report are provisional and subject to change.

Data in this summary pertain to COVID-19 vaccines approved by the U.S. Food and Drug Administration and have been issued an Emergency Use Authorization (Janssen COVID-19 Vaccine, Moderna COVID-19 Vaccine and Pfizer-BioNTech COVID-19 Vaccine). These data summarize the number of people who have received either their first dose or have completed the series for a COVID-19 vaccine. **A person can only be counted in one category, first dose or series complete.** For persons receiving Moderna or Pfizer vaccines, once they receive their second dose, they are moved from the first dose column to the series completed column. **Because of this, the total first dose category may show a change from report to report not matching the total receiving their first dose from the previous day.** Persons receiving Johnson & Johnson vaccines will always be counted in the series completed column.

## COVID-19 doses for vaccinated persons in Florida

**Doses administered** 29,068

People receiving one dose of a 1-dose series (Johnson & Johnson) or receiving only one dose of a 2-dose series (Moderna, Pfizer) count once. Persons receiving both doses of a 2-dose series count twice.

## Current status of persons vaccinated for COVID-19 in Florida

**Total people vaccinated** 16,734

First dose 2,660

Series completed 14,074

Completed 1-dose series 1,740

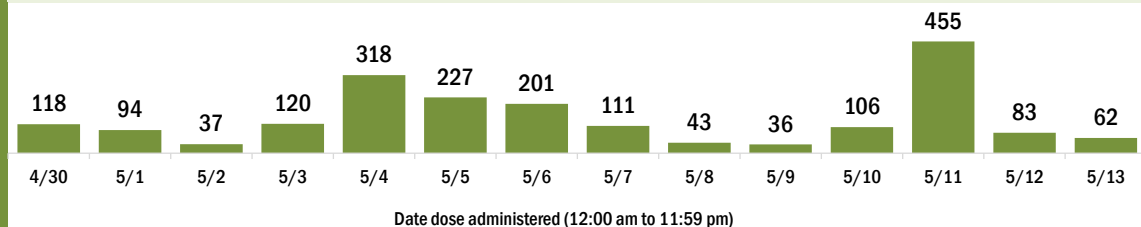
Completed 2-dose series 12,334

**First dose:** current number of people who have only received their first dose of the Moderna or Pfizer vaccine.

**Series complete:** current number of people who have received both Moderna or Pfizer vaccine doses or one Johnson & Johnson dose and are considered fully immunized.

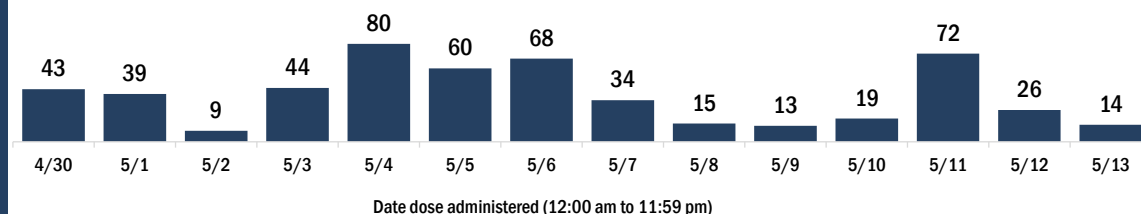
Demographic summary	First dose	Series complete	Total people vaccinated
<b>Age group</b>	<b>2,660</b>	<b>14,074</b>	<b>16,734</b>
16-24 years	306	491	797
25-34 years	302	648	950
35-44 years	370	981	1,351
45-54 years	492	1,589	2,081
55-64 years	614	2,928	3,542
65-74 years	343	4,296	4,639
75-84 years	173	2,434	2,607
85+ years	60	707	767
<b>Race</b>	<b>2,660</b>	<b>14,074</b>	<b>16,734</b>
White	1,582	10,073	11,655
Black	429	1,615	2,044
American Indian/Alaskan	11	71	82
Other	293	961	1,254
Unknown	345	1,354	1,699
<b>Other race</b> includes Asian, native Hawaiian/Pacific Islander, or other.			
<b>Ethnicity</b>	<b>2,660</b>	<b>14,074</b>	<b>16,734</b>
Hispanic	182	520	702
Non-Hispanic	1,452	10,180	11,632
Unknown	1,026	3,374	4,400
<b>Gender</b>	<b>2,660</b>	<b>14,074</b>	<b>16,734</b>
Female	1,102	7,959	9,061
Male	1,553	6,115	7,668
Unknown	5	0	5

## COVID-19 doses administered for the past 2 weeks

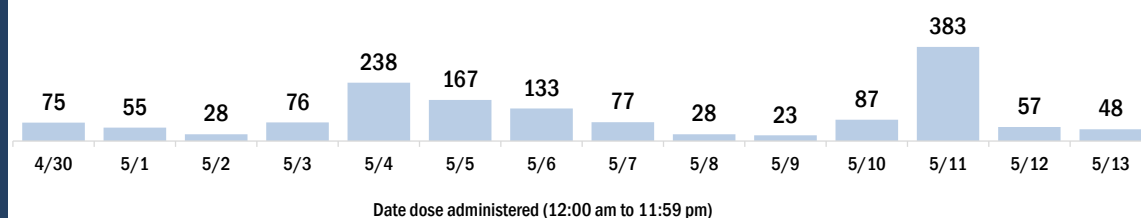


## Persons vaccinated for COVID-19 for the past 2 weeks

### Number of persons who received their first dose of a two-dose series of the COVID-19 vaccine



### Number of persons who completed the COVID-19 vaccine series



# COVID-19: Dade County vaccine summary

Vaccination data through May 13, 2021 as of May 14, 2021 at 12:05 AM

Data in this report are provisional and subject to change.

Data in this summary pertain to COVID-19 vaccines approved by the U.S. Food and Drug Administration and have been issued an Emergency Use Authorization (Janssen COVID-19 Vaccine, Moderna COVID-19 Vaccine and Pfizer-BioNTech COVID-19 Vaccine). These data summarize the number of people who have received either their first dose or have completed the series for a COVID-19 vaccine. **A person can only be counted in one category, first dose or series complete.** For persons receiving Moderna or Pfizer vaccines, once they receive their second dose, they are moved from the first dose column to the series completed column. **Because of this, the total first dose category may show a change from report to report not matching the total receiving their first dose from the previous day.** Persons receiving Johnson & Johnson vaccines will always be counted in the series completed column.

## COVID-19 doses for vaccinated persons in Florida

**Doses administered** 2,260,159

People receiving one dose of a 1-dose series (Johnson & Johnson) or receiving only one dose of a 2-dose series (Moderna, Pfizer) count once. Persons receiving both doses of a 2-dose series count twice.

## Current status of persons vaccinated for COVID-19 in Florida

**Total people vaccinated** 1,364,950

First dose 343,853

Series completed 1,021,097

Completed 1-dose series 125,888

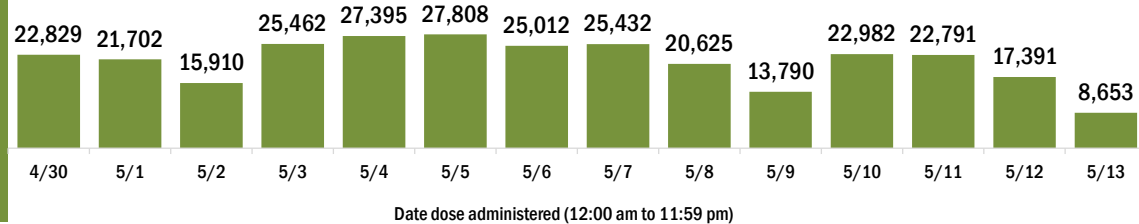
Completed 2-dose series 895,209

**First dose:** current number of people who have only received their first dose of the Moderna or Pfizer vaccine.

**Series complete:** current number of people who have received both Moderna or Pfizer vaccine doses or one Johnson & Johnson dose and are considered fully immunized.

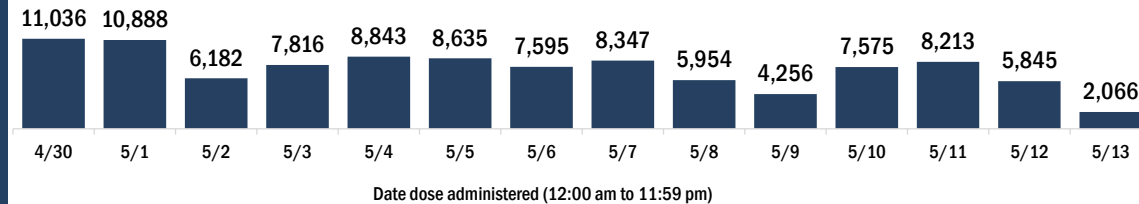
Demographic summary	First dose	Series complete	Total people vaccinated
<b>Age group</b>	<b>343,853</b>	<b>1,021,097</b>	<b>1,364,950</b>
16-24 years	37,947	62,310	100,257
25-34 years	50,549	101,129	151,678
35-44 years	58,768	137,519	196,287
45-54 years	64,211	185,155	249,366
55-64 years	57,741	209,672	267,413
65-74 years	42,533	179,136	221,669
75-84 years	22,356	105,854	128,210
85+ years	9,748	40,322	50,070
<b>Race</b>	<b>343,853</b>	<b>1,021,097</b>	<b>1,364,950</b>
White	228,423	721,939	950,362
Black	22,136	64,692	86,828
American Indian/Alaskan	1,488	2,339	3,827
Other	42,404	111,966	154,370
Unknown	49,402	120,161	169,563
<b>Other race</b> includes Asian, native Hawaiian/Pacific Islander, or other.			
<b>Ethnicity</b>	<b>343,853</b>	<b>1,021,097</b>	<b>1,364,950</b>
Hispanic	185,776	512,192	697,968
Non-Hispanic	52,432	208,885	261,317
Unknown	105,645	300,020	405,665
<b>Gender</b>	<b>343,853</b>	<b>1,021,097</b>	<b>1,364,950</b>
Female	176,774	552,888	729,662
Male	164,841	466,404	631,245
Unknown	2,238	1,805	4,043

## COVID-19 doses administered for the past 2 weeks

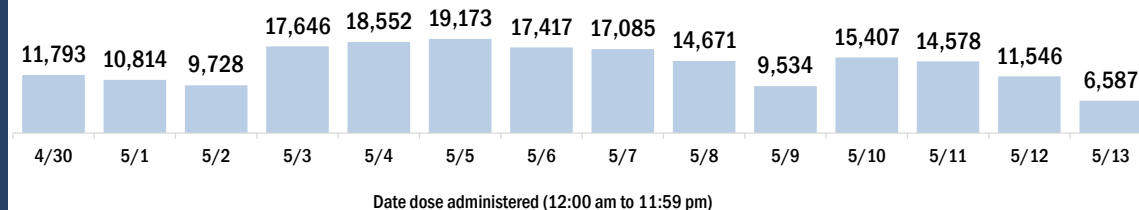


## Persons vaccinated for COVID-19 for the past 2 weeks

### Number of persons who received their first dose of a two-dose series of the COVID-19 vaccine



### Number of persons who completed the COVID-19 vaccine series





# COVID-19: Desoto County vaccine summary

Vaccination data through May 13, 2021 as of May 14, 2021 at 12:05 AM

Data in this report are provisional and subject to change.

Data in this summary pertain to COVID-19 vaccines approved by the U.S. Food and Drug Administration and have been issued an Emergency Use Authorization (Janssen COVID-19 Vaccine, Moderna COVID-19 Vaccine and Pfizer-BioNTech COVID-19 Vaccine). These data summarize the number of people who have received either their first dose or have completed the series for a COVID-19 vaccine. **A person can only be counted in one category, first dose or series complete.** For persons receiving Moderna or Pfizer vaccines, once they receive their second dose, they are moved from the first dose column to the series completed column. **Because of this, the total first dose category may show a change from report to report not matching the total receiving their first dose from the previous day.** Persons receiving Johnson & Johnson vaccines will always be counted in the series completed column.

## COVID-19 doses for vaccinated persons in Florida

**Doses administered** 20,410

People receiving one dose of a 1-dose series (Johnson & Johnson) or receiving only one dose of a 2-dose series (Moderna, Pfizer) count once. Persons receiving both doses of a 2-dose series count twice.

## Current status of persons vaccinated for COVID-19 in Florida

**Total people vaccinated** 12,527

First dose 4,002

Series completed 8,525

Completed 1-dose series 642

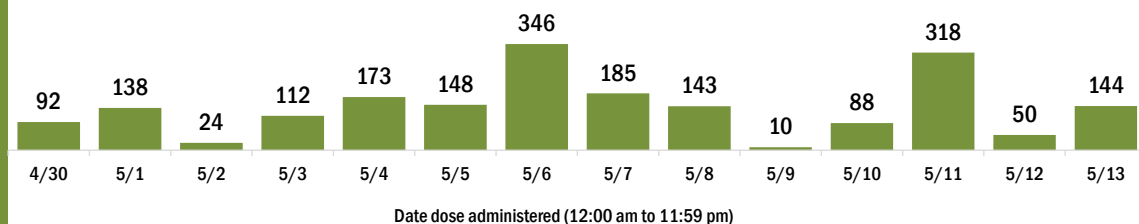
Completed 2-dose series 7,883

**First dose:** current number of people who have only received their first dose of the Moderna or Pfizer vaccine.

**Series complete:** current number of people who have received both Moderna or Pfizer vaccine doses or one Johnson & Johnson dose and are considered fully immunized.

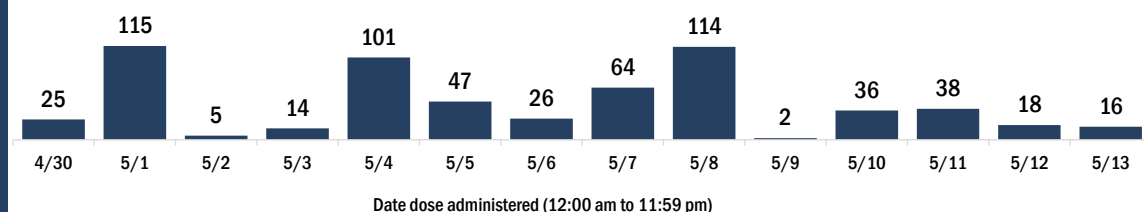
Demographic summary	First dose	Series complete	Total people vaccinated
<b>Age group</b>	<b>4,002</b>	<b>8,525</b>	<b>12,527</b>
16-24 years	360	248	608
25-34 years	560	395	955
35-44 years	643	528	1,171
45-54 years	725	795	1,520
55-64 years	783	1,525	2,308
65-74 years	543	2,782	3,325
75-84 years	305	1,827	2,132
85+ years	83	425	508
<b>Race</b>	<b>4,002</b>	<b>8,525</b>	<b>12,527</b>
White	1,763	6,051	7,814
Black	406	467	873
American Indian/Alaskan	10	37	47
Other	1,075	944	2,019
Unknown	748	1,026	1,774
<b>Other race</b> includes Asian, native Hawaiian/Pacific Islander, or other.			
<b>Ethnicity</b>	<b>4,002</b>	<b>8,525</b>	<b>12,527</b>
Hispanic	1,259	1,057	2,316
Non-Hispanic	1,535	4,242	5,777
Unknown	1,208	3,226	4,434
<b>Gender</b>	<b>4,002</b>	<b>8,525</b>	<b>12,527</b>
Female	1,191	4,553	5,744
Male	2,811	3,971	6,782
Unknown	0	1	1

## COVID-19 doses administered for the past 2 weeks

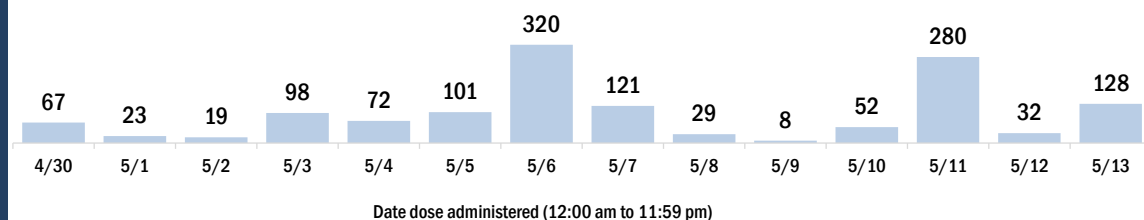


## Persons vaccinated for COVID-19 for the past 2 weeks

### Number of persons who received their first dose of a two-dose series of the COVID-19 vaccine



### Number of persons who completed the COVID-19 vaccine series



# COVID-19: Dixie County vaccine summary

Vaccination data through May 13, 2021 as of May 14, 2021 at 12:05 AM

Data in this report are provisional and subject to change.

Data in this summary pertain to COVID-19 vaccines approved by the U.S. Food and Drug Administration and have been issued an Emergency Use Authorization (Janssen COVID-19 Vaccine, Moderna COVID-19 Vaccine and Pfizer-BioNTech COVID-19 Vaccine). These data summarize the number of people who have received either their first dose or have completed the series for a COVID-19 vaccine. **A person can only be counted in one category, first dose or series complete.** For persons receiving Moderna or Pfizer vaccines, once they receive their second dose, they are moved from the first dose column to the series completed column. **Because of this, the total first dose category may show a change from report to report not matching the total receiving their first dose from the previous day.** Persons receiving Johnson & Johnson vaccines will always be counted in the series completed column.

## COVID-19 doses for vaccinated persons in Florida

**Doses administered** 6,446

People receiving one dose of a 1-dose series (Johnson & Johnson) or receiving only one dose of a 2-dose series (Moderna, Pfizer) count once. Persons receiving both doses of a 2-dose series count twice.

## Current status of persons vaccinated for COVID-19 in Florida

**Total people vaccinated** 3,911

First dose 968

Series completed 2,943

Completed 1-dose series 408

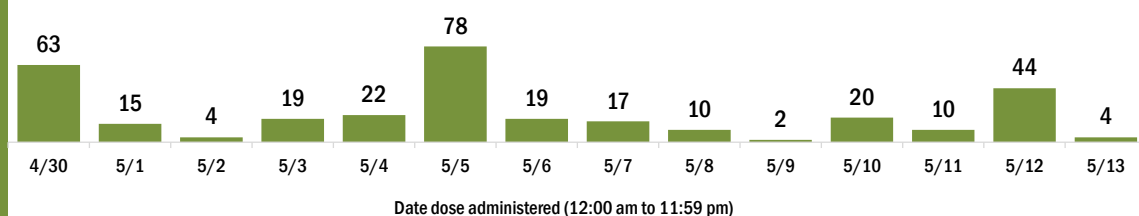
Completed 2-dose series 2,535

**First dose:** current number of people who have only received their first dose of the Moderna or Pfizer vaccine.

**Series complete:** current number of people who have received both Moderna or Pfizer vaccine doses or one Johnson & Johnson dose and are considered fully immunized.

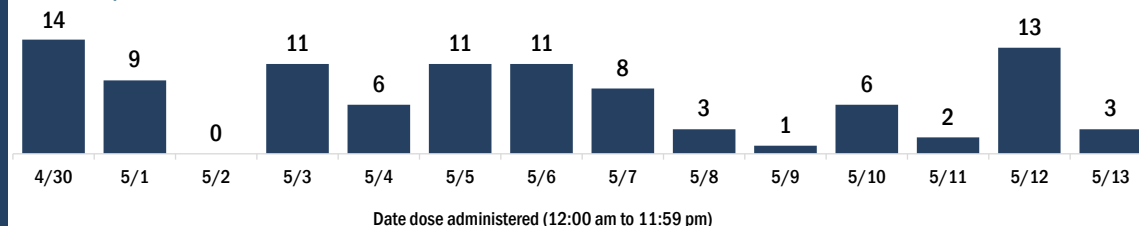
Demographic summary	First dose	Series complete	Total people vaccinated
<b>Age group</b>	968	2,943	3,911
16-24 years	39	43	82
25-34 years	79	53	132
35-44 years	198	108	306
45-54 years	235	218	453
55-64 years	246	668	914
65-74 years	104	1,091	1,195
75-84 years	51	610	661
85+ years	16	152	168
<b>Race</b>	968	2,943	3,911
White	655	2,575	3,230
Black	237	124	361
American Indian/Alaskan	4	16	20
Other	37	82	119
Unknown	35	146	181
<b>Other race</b> includes Asian, native Hawaiian/Pacific Islander, or other.			
<b>Ethnicity</b>	968	2,943	3,911
Hispanic	38	57	95
Non-Hispanic	792	2,248	3,040
Unknown	138	638	776
<b>Gender</b>	968	2,943	3,911
Female	192	1,547	1,739
Male	776	1,396	2,172
Unknown	0	0	0

## COVID-19 doses administered for the past 2 weeks

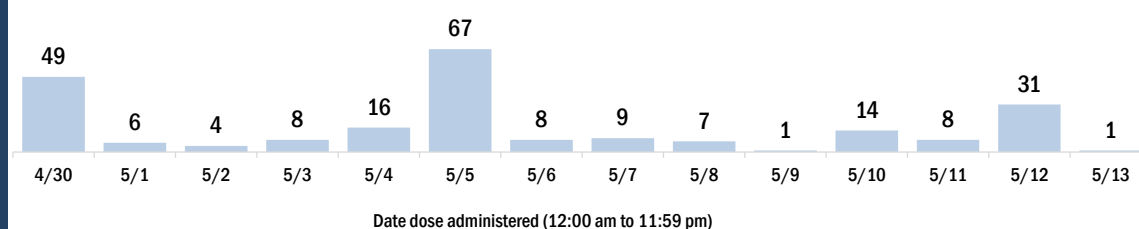


## Persons vaccinated for COVID-19 for the past 2 weeks

### Number of persons who received their first dose of a two-dose series of the COVID-19 vaccine



### Number of persons who completed the COVID-19 vaccine series



# COVID-19: Duval County vaccine summary

Vaccination data through May 13, 2021 as of May 14, 2021 at 12:05 AM

Data in this report are provisional and subject to change.

Data in this summary pertain to COVID-19 vaccines approved by the U.S. Food and Drug Administration and have been issued an Emergency Use Authorization (Janssen COVID-19 Vaccine, Moderna COVID-19 Vaccine and Pfizer-BioNTech COVID-19 Vaccine). These data summarize the number of people who have received either their first dose or have completed the series for a COVID-19 vaccine. **A person can only be counted in one category, first dose or series complete.** For persons receiving Moderna or Pfizer vaccines, once they receive their second dose, they are moved from the first dose column to the series completed column. **Because of this, the total first dose category may show a change from report to report not matching the total receiving their first dose from the previous day.** Persons receiving Johnson & Johnson vaccines will always be counted in the series completed column.

## COVID-19 doses for vaccinated persons in Florida

**Doses administered** 597,717

People receiving one dose of a 1-dose series (Johnson & Johnson) or receiving only one dose of a 2-dose series (Moderna, Pfizer) count once. Persons receiving both doses of a 2-dose series count twice.

## Current status of persons vaccinated for COVID-19 in Florida

**Total people vaccinated** 343,617

First dose 62,852

Series completed 280,765

Completed 1-dose series 26,665

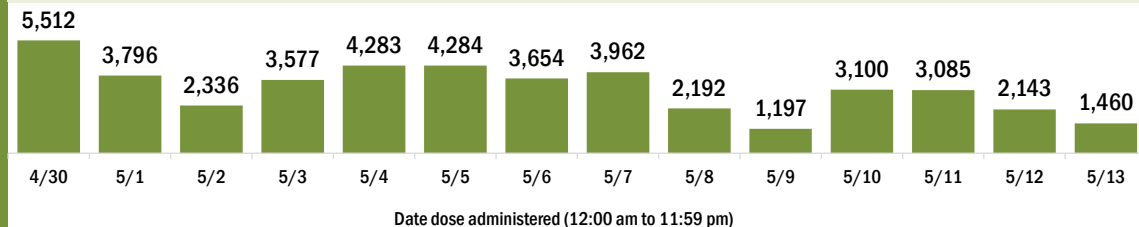
Completed 2-dose series 254,100

**First dose:** current number of people who have only received their first dose of the Moderna or Pfizer vaccine.

**Series complete:** current number of people who have received both Moderna or Pfizer vaccine doses or one Johnson & Johnson dose and are considered fully immunized.

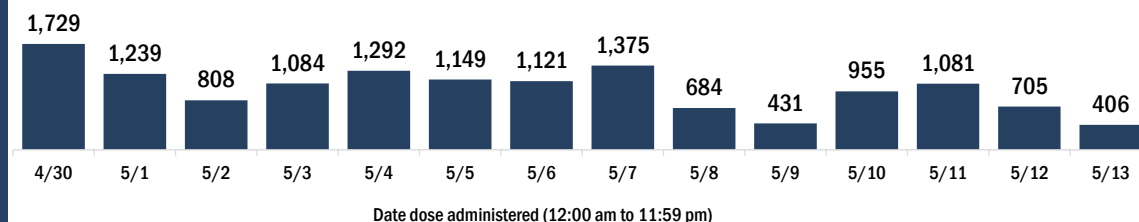
Demographic summary	First dose	Series complete	Total people vaccinated
<b>Age group</b>	<b>62,852</b>	<b>280,765</b>	<b>343,617</b>
16-24 years	7,299	14,750	22,049
25-34 years	9,479	28,530	38,009
35-44 years	9,428	34,032	43,460
45-54 years	9,420	43,245	52,665
55-64 years	10,503	61,821	72,324
65-74 years	10,305	61,261	71,566
75-84 years	4,397	27,597	31,994
85+ years	2,021	9,529	11,550
<b>Race</b>	<b>62,852</b>	<b>280,765</b>	<b>343,617</b>
White	30,373	161,713	192,086
Black	9,817	46,747	56,564
American Indian/Alaskan	200	692	892
Other	9,704	36,625	46,329
Unknown	12,758	34,988	47,746
<b>Other race</b> includes Asian, native Hawaiian/Pacific Islander, or other.			
<b>Ethnicity</b>	<b>62,852</b>	<b>280,765</b>	<b>343,617</b>
Hispanic	5,118	16,735	21,853
Non-Hispanic	37,313	201,281	238,594
Unknown	20,421	62,749	83,170
<b>Gender</b>	<b>62,852</b>	<b>280,765</b>	<b>343,617</b>
Female	32,378	158,691	191,069
Male	28,001	121,891	149,892
Unknown	2,473	183	2,656

## COVID-19 doses administered for the past 2 weeks

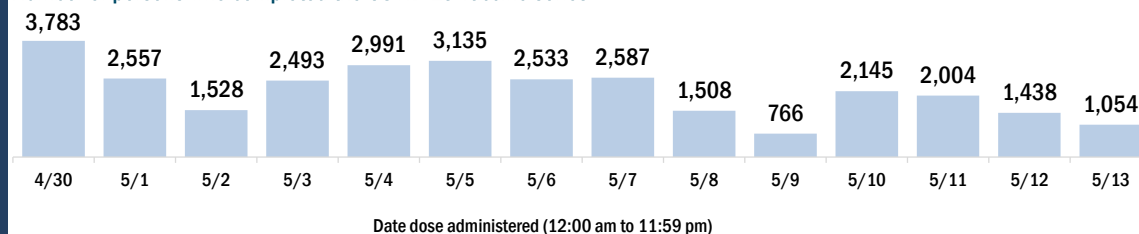


## Persons vaccinated for COVID-19 for the past 2 weeks

### Number of persons who received their first dose of a two-dose series of the COVID-19 vaccine



### Number of persons who completed the COVID-19 vaccine series



# COVID-19: Escambia County vaccine summary

Vaccination data through May 13, 2021 as of May 14, 2021 at 12:05 AM

Data in this report are provisional and subject to change.

Data in this summary pertain to COVID-19 vaccines approved by the U.S. Food and Drug Administration and have been issued an Emergency Use Authorization (Janssen COVID-19 Vaccine, Moderna COVID-19 Vaccine and Pfizer-BioNTech COVID-19 Vaccine). These data summarize the number of people who have received either their first dose or have completed the series for a COVID-19 vaccine. **A person can only be counted in one category, first dose or series complete.** For persons receiving Moderna or Pfizer vaccines, once they receive their second dose, they are moved from the first dose column to the series completed column. **Because of this, the total first dose category may show a change from report to report not matching the total receiving their first dose from the previous day.** Persons receiving Johnson & Johnson vaccines will always be counted in the series completed column.

## COVID-19 doses for vaccinated persons in Florida

**Doses administered** 175,438

People receiving one dose of a 1-dose series (Johnson & Johnson) or receiving only one dose of a 2-dose series (Moderna, Pfizer) count once. Persons receiving both doses of a 2-dose series count twice.

## Current status of persons vaccinated for COVID-19 in Florida

**Total people vaccinated** 101,680

First dose 20,040

Series completed 81,640

Completed 1-dose series 7,882

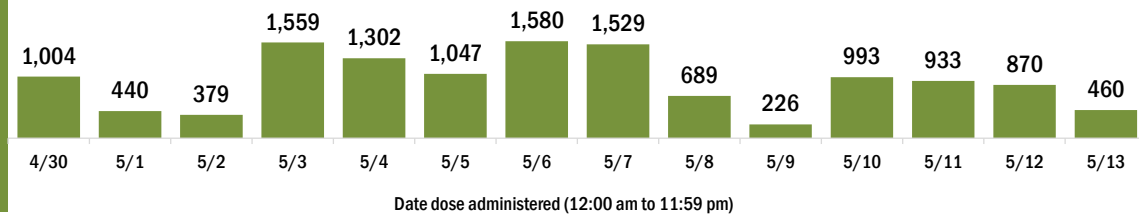
Completed 2-dose series 73,758

**First dose:** current number of people who have only received their first dose of the Moderna or Pfizer vaccine.

**Series complete:** current number of people who have received both Moderna or Pfizer vaccine doses or one Johnson & Johnson dose and are considered fully immunized.

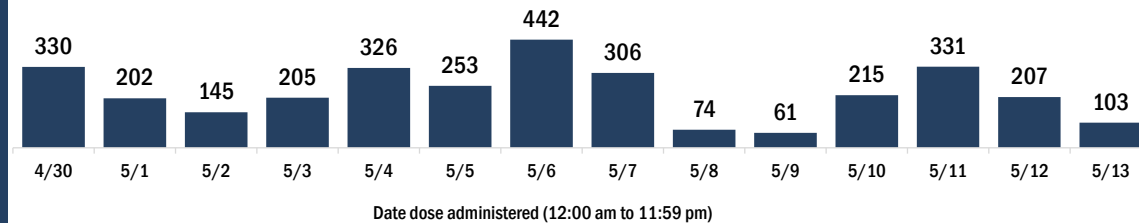
Demographic summary	First dose	Series complete	Total people vaccinated
<b>Age group</b>	20,040	81,640	101,680
16-24 years	2,230	3,721	5,951
25-34 years	2,885	6,235	9,120
35-44 years	2,534	7,282	9,816
45-54 years	2,785	10,254	13,039
55-64 years	3,615	18,136	21,751
65-74 years	3,376	20,954	24,330
75-84 years	1,844	11,091	12,935
85+ years	771	3,967	4,738
<b>Race</b>	20,040	81,640	101,680
White	10,320	49,708	60,028
Black	3,045	11,844	14,889
American Indian/Alaskan	115	601	716
Other	2,059	7,737	9,796
Unknown	4,501	11,750	16,251
<b>Other race</b> includes Asian, native Hawaiian/Pacific Islander, or other.			
<b>Ethnicity</b>	20,040	81,640	101,680
Hispanic	858	2,373	3,231
Non-Hispanic	11,498	57,499	68,997
Unknown	7,684	21,768	29,452
<b>Gender</b>	20,040	81,640	101,680
Female	11,056	47,029	58,085
Male	8,922	34,515	43,437
Unknown	62	96	158

## COVID-19 doses administered for the past 2 weeks

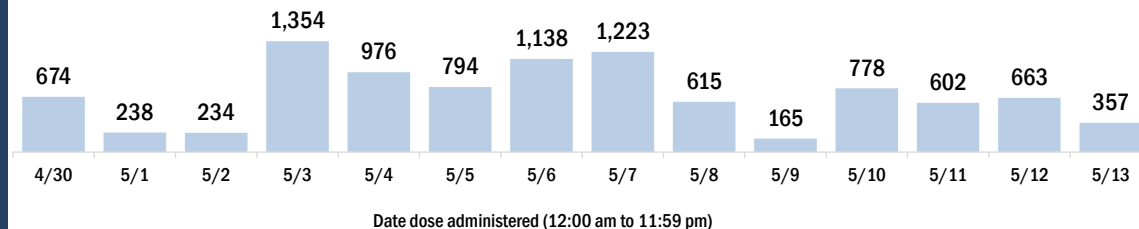


## Persons vaccinated for COVID-19 for the past 2 weeks

### Number of persons who received their first dose of a two-dose series of the COVID-19 vaccine



### Number of persons who completed the COVID-19 vaccine series



# COVID-19: Flagler County vaccine summary

Vaccination data through May 13, 2021 as of May 14, 2021 at 12:05 AM

Data in this report are provisional and subject to change.

Data in this summary pertain to COVID-19 vaccines approved by the U.S. Food and Drug Administration and have been issued an Emergency Use Authorization (Janssen COVID-19 Vaccine, Moderna COVID-19 Vaccine and Pfizer-BioNTech COVID-19 Vaccine). These data summarize the number of people who have received either their first dose or have completed the series for a COVID-19 vaccine. **A person can only be counted in one category, first dose or series complete.** For persons receiving Moderna or Pfizer vaccines, once they receive their second dose, they are moved from the first dose column to the series completed column. **Because of this, the total first dose category may show a change from report to report not matching the total receiving their first dose from the previous day.** Persons receiving Johnson & Johnson vaccines will always be counted in the series completed column.

## COVID-19 doses for vaccinated persons in Florida

**Doses administered** 95,031

People receiving one dose of a 1-dose series (Johnson & Johnson) or receiving only one dose of a 2-dose series (Moderna, Pfizer) count once. Persons receiving both doses of a 2-dose series count twice.

## Current status of persons vaccinated for COVID-19 in Florida

**Total people vaccinated** 53,752

First dose 9,761

Series completed 43,991

Completed 1-dose series 2,712

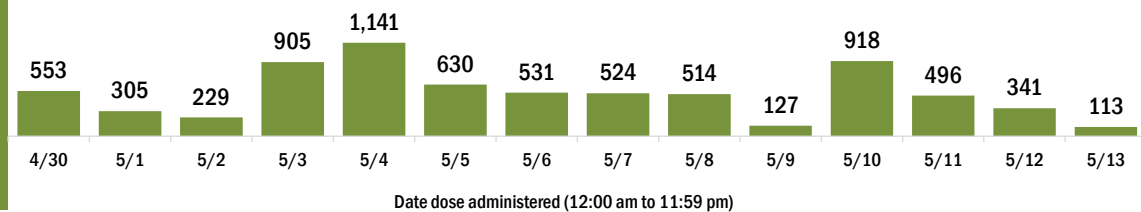
Completed 2-dose series 41,279

**First dose:** current number of people who have only received their first dose of the Moderna or Pfizer vaccine.

**Series complete:** current number of people who have received both Moderna or Pfizer vaccine doses or one Johnson & Johnson dose and are considered fully immunized.

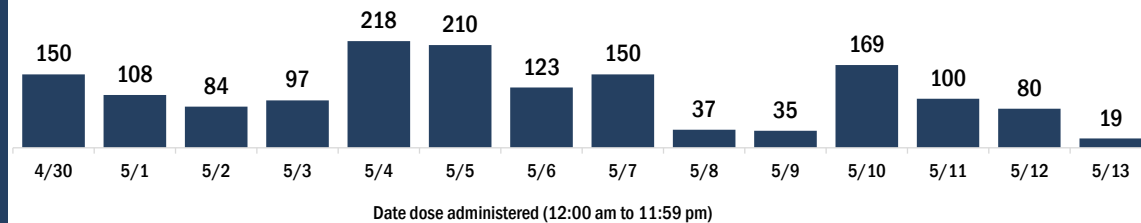
Demographic summary	First dose	Series complete	Total people vaccinated
<b>Age group</b>	9,761	43,991	53,752
16-24 years	871	1,188	2,059
25-34 years	798	1,501	2,299
35-44 years	1,044	2,526	3,570
45-54 years	1,462	4,303	5,765
55-64 years	2,184	8,621	10,805
65-74 years	1,808	14,888	16,696
75-84 years	1,140	8,594	9,734
85+ years	454	2,370	2,824
<b>Race</b>	9,761	43,991	53,752
White	5,885	29,752	35,637
Black	703	2,933	3,636
American Indian/Alaskan	69	251	320
Other	952	3,977	4,929
Unknown	2,152	7,078	9,230
<b>Other race</b> includes Asian, native Hawaiian/Pacific Islander, or other.			
<b>Ethnicity</b>	9,761	43,991	53,752
Hispanic	954	2,877	3,831
Non-Hispanic	5,396	26,879	32,275
Unknown	3,411	14,235	17,646
<b>Gender</b>	9,761	43,991	53,752
Female	5,143	24,539	29,682
Male	4,537	19,250	23,787
Unknown	81	202	283

## COVID-19 doses administered for the past 2 weeks

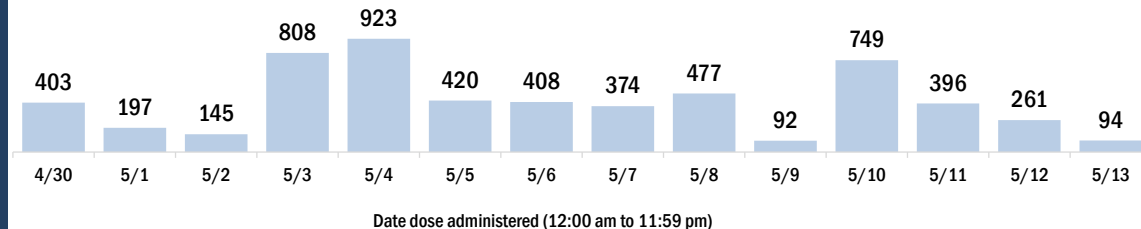


## Persons vaccinated for COVID-19 for the past 2 weeks

### Number of persons who received their first dose of a two-dose series of the COVID-19 vaccine



### Number of persons who completed the COVID-19 vaccine series



# COVID-19: Franklin County vaccine summary

Vaccination data through May 13, 2021 as of May 14, 2021 at 12:05 AM

Data in this report are provisional and subject to change.

Data in this summary pertain to COVID-19 vaccines approved by the U.S. Food and Drug Administration and have been issued an Emergency Use Authorization (Janssen COVID-19 Vaccine, Moderna COVID-19 Vaccine and Pfizer-BioNTech COVID-19 Vaccine). These data summarize the number of people who have received either their first dose or have completed the series for a COVID-19 vaccine. **A person can only be counted in one category, first dose or series complete.** For persons receiving Moderna or Pfizer vaccines, once they receive their second dose, they are moved from the first dose column to the series completed column. **Because of this, the total first dose category may show a change from report to report not matching the total receiving their first dose from the previous day.** Persons receiving Johnson & Johnson vaccines will always be counted in the series completed column.

## COVID-19 doses for vaccinated persons in Florida

**Doses administered** 7,372

People receiving one dose of a 1-dose series (Johnson & Johnson) or receiving only one dose of a 2-dose series (Moderna, Pfizer) count once. Persons receiving both doses of a 2-dose series count twice.

## Current status of persons vaccinated for COVID-19 in Florida

**Total people vaccinated** 4,121

First dose 764

Series completed 3,357

Completed 1-dose series 106

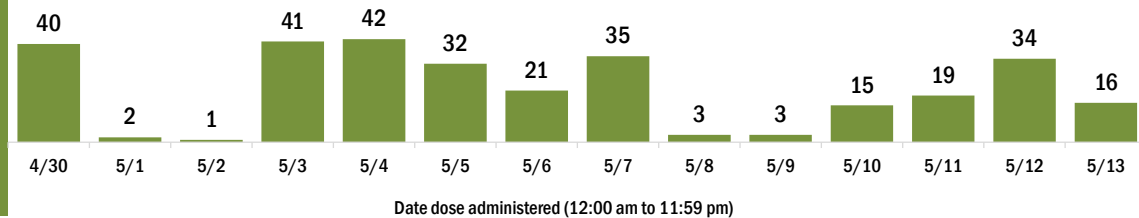
Completed 2-dose series 3,251

**First dose:** current number of people who have only received their first dose of the Moderna or Pfizer vaccine.

**Series complete:** current number of people who have received both Moderna or Pfizer vaccine doses or one Johnson & Johnson dose and are considered fully immunized.

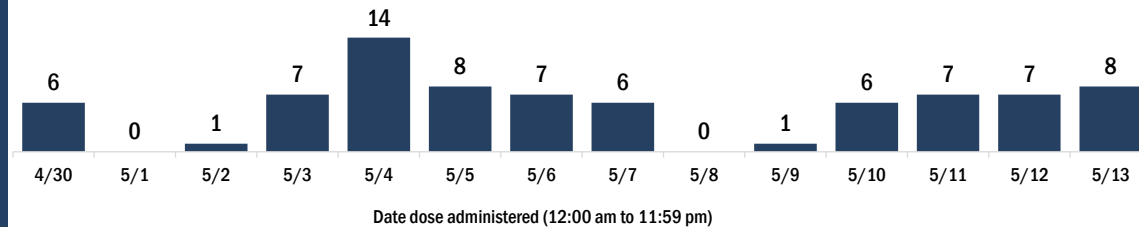
Demographic summary	First dose	Series complete	Total people vaccinated
<b>Age group</b>	<b>764</b>	<b>3,357</b>	<b>4,121</b>
16-24 years	24	44	68
25-34 years	116	73	189
35-44 years	140	131	271
45-54 years	146	286	432
55-64 years	162	744	906
65-74 years	125	1,336	1,461
75-84 years	39	621	660
85+ years	12	122	134
<b>Race</b>	<b>764</b>	<b>3,357</b>	<b>4,121</b>
White	506	2,997	3,503
Black	178	160	338
American Indian/Alaskan	0	9	9
Other	32	128	160
Unknown	48	63	111
<b>Other race</b> includes Asian, native Hawaiian/Pacific Islander, or other.			
<b>Ethnicity</b>	<b>764</b>	<b>3,357</b>	<b>4,121</b>
Hispanic	11	52	63
Non-Hispanic	346	2,886	3,232
Unknown	407	419	826
<b>Gender</b>	<b>764</b>	<b>3,357</b>	<b>4,121</b>
Female	219	1,775	1,994
Male	545	1,582	2,127
Unknown	0	0	0

## COVID-19 doses administered for the past 2 weeks

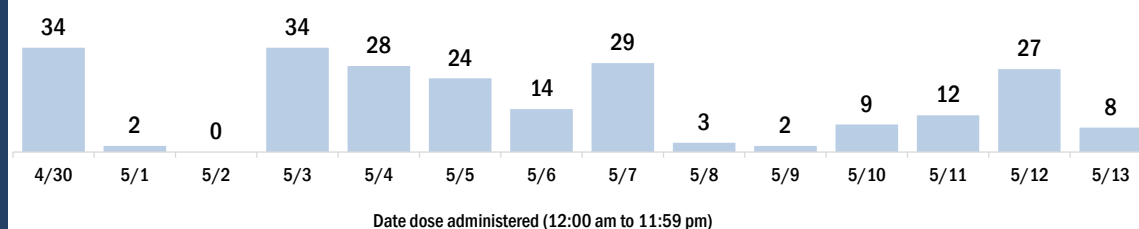


## Persons vaccinated for COVID-19 for the past 2 weeks

### Number of persons who received their first dose of a two-dose series of the COVID-19 vaccine



### Number of persons who completed the COVID-19 vaccine series





# COVID-19: Gadsden County vaccine summary

Vaccination data through May 13, 2021 as of May 14, 2021 at 12:05 AM

Data in this report are provisional and subject to change.

Data in this summary pertain to COVID-19 vaccines approved by the U.S. Food and Drug Administration and have been issued an Emergency Use Authorization (Janssen COVID-19 Vaccine, Moderna COVID-19 Vaccine and Pfizer-BioNTech COVID-19 Vaccine). These data summarize the number of people who have received either their first dose or have completed the series for a COVID-19 vaccine. **A person can only be counted in one category, first dose or series complete.** For persons receiving Moderna or Pfizer vaccines, once they receive their second dose, they are moved from the first dose column to the series completed column. **Because of this, the total first dose category may show a change from report to report not matching the total receiving their first dose from the previous day.** Persons receiving Johnson & Johnson vaccines will always be counted in the series completed column.

## COVID-19 doses for vaccinated persons in Florida

**Doses administered** 30,056

People receiving one dose of a 1-dose series (Johnson & Johnson) or receiving only one dose of a 2-dose series (Moderna, Pfizer) count once. Persons receiving both doses of a 2-dose series count twice.

## Current status of persons vaccinated for COVID-19 in Florida

**Total people vaccinated** 17,418

First dose 2,945

Series completed 14,473

Completed 1-dose series 1,835

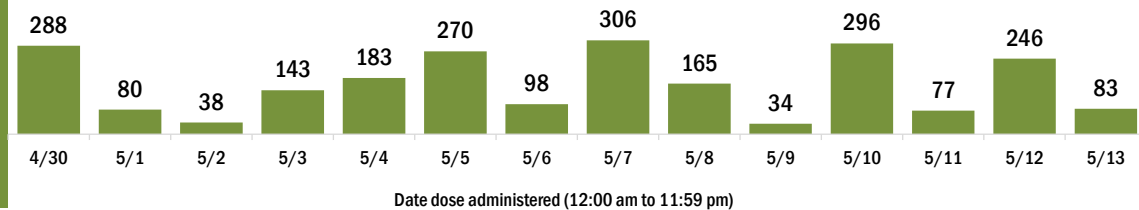
Completed 2-dose series 12,638

**First dose:** current number of people who have only received their first dose of the Moderna or Pfizer vaccine.

**Series complete:** current number of people who have received both Moderna or Pfizer vaccine doses or one Johnson & Johnson dose and are considered fully immunized.

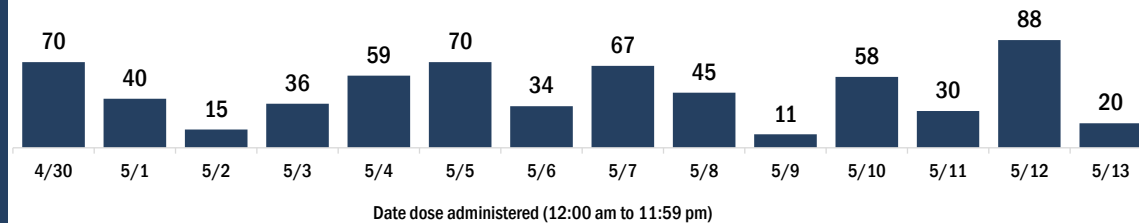
Demographic summary	First dose	Series complete	Total people vaccinated
<b>Age group</b>	2,945	14,473	17,418
16-24 years	249	410	659
25-34 years	324	879	1,203
35-44 years	524	1,498	2,022
45-54 years	603	2,169	2,772
55-64 years	600	3,348	3,948
65-74 years	390	3,801	4,191
75-84 years	187	1,780	1,967
85+ years	68	588	656
<b>Race</b>	2,945	14,473	17,418
White	794	5,284	6,078
Black	1,245	6,321	7,566
American Indian/Alaskan	9	33	42
Other	453	1,954	2,407
Unknown	444	881	1,325
<b>Other race</b> includes Asian, native Hawaiian/Pacific Islander, or other.			
<b>Ethnicity</b>	2,945	14,473	17,418
Hispanic	405	769	1,174
Non-Hispanic	1,748	11,328	13,076
Unknown	792	2,376	3,168
<b>Gender</b>	2,945	14,473	17,418
Female	1,446	8,833	10,279
Male	1,499	5,640	7,139
Unknown	0	0	0

## COVID-19 doses administered for the past 2 weeks

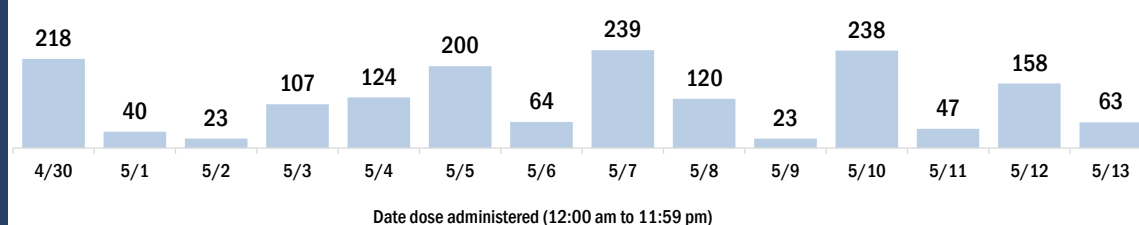


## Persons vaccinated for COVID-19 for the past 2 weeks

### Number of persons who received their first dose of a two-dose series of the COVID-19 vaccine



### Number of persons who completed the COVID-19 vaccine series



# COVID-19: Gilchrist County vaccine summary

Vaccination data through May 13, 2021 as of May 14, 2021 at 12:05 AM

Data in this report are provisional and subject to change.

Data in this summary pertain to COVID-19 vaccines approved by the U.S. Food and Drug Administration and have been issued an Emergency Use Authorization (Janssen COVID-19 Vaccine, Moderna COVID-19 Vaccine and Pfizer-BioNTech COVID-19 Vaccine). These data summarize the number of people who have received either their first dose or have completed the series for a COVID-19 vaccine. **A person can only be counted in one category, first dose or series complete.** For persons receiving Moderna or Pfizer vaccines, once they receive their second dose, they are moved from the first dose column to the series completed column. **Because of this, the total first dose category may show a change from report to report not matching the total receiving their first dose from the previous day.** Persons receiving Johnson & Johnson vaccines will always be counted in the series completed column.

## COVID-19 doses for vaccinated persons in Florida

**Doses administered** 7,019

People receiving one dose of a 1-dose series (Johnson & Johnson) or receiving only one dose of a 2-dose series (Moderna, Pfizer) count once. Persons receiving both doses of a 2-dose series count twice.

## Current status of persons vaccinated for COVID-19 in Florida

**Total people vaccinated** 4,062

First dose 621

Series completed 3,441

Completed 1-dose series 484

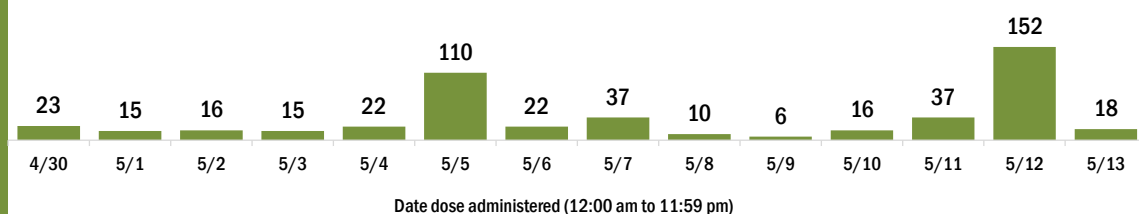
Completed 2-dose series 2,957

**First dose:** current number of people who have only received their first dose of the Moderna or Pfizer vaccine.

**Series complete:** current number of people who have received both Moderna or Pfizer vaccine doses or one Johnson & Johnson dose and are considered fully immunized.

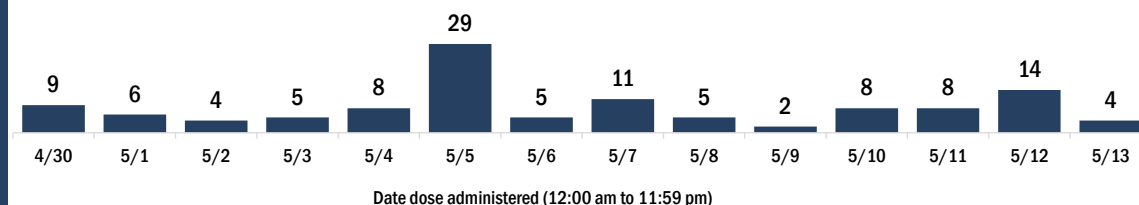
Demographic summary	First dose	Series complete	Total people vaccinated
<b>Age group</b>	621	3,441	4,062
16-24 years	49	84	133
25-34 years	49	135	184
35-44 years	84	213	297
45-54 years	94	378	472
55-64 years	153	735	888
65-74 years	132	1,050	1,182
75-84 years	44	640	684
85+ years	16	206	222
<b>Race</b>	621	3,441	4,062
White	449	2,530	2,979
Black	25	79	104
American Indian/Alaskan	5	12	17
Other	48	250	298
Unknown	94	570	664
<b>Other race</b> includes Asian, native Hawaiian/Pacific Islander, or other.			
<b>Ethnicity</b>	621	3,441	4,062
Hispanic	23	117	140
Non-Hispanic	322	1,666	1,988
Unknown	276	1,658	1,934
<b>Gender</b>	621	3,441	4,062
Female	347	1,927	2,274
Male	274	1,513	1,787
Unknown	0	1	1

## COVID-19 doses administered for the past 2 weeks

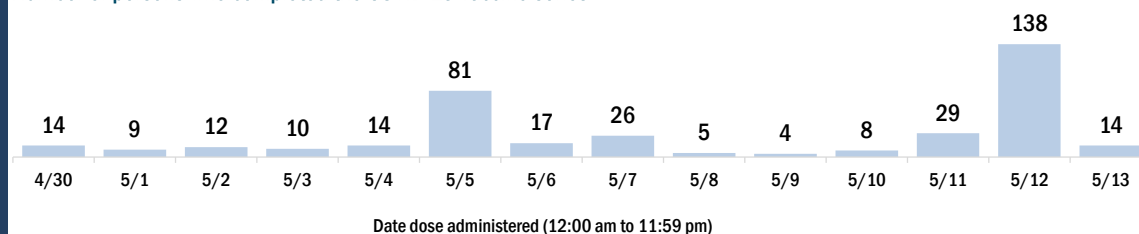


## Persons vaccinated for COVID-19 for the past 2 weeks

### Number of persons who received their first dose of a two-dose series of the COVID-19 vaccine



### Number of persons who completed the COVID-19 vaccine series



# COVID-19: Glades County vaccine summary

Vaccination data through May 13, 2021 as of May 14, 2021 at 12:05 AM

Data in this report are provisional and subject to change.

Data in this summary pertain to COVID-19 vaccines approved by the U.S. Food and Drug Administration and have been issued an Emergency Use Authorization (Janssen COVID-19 Vaccine, Moderna COVID-19 Vaccine and Pfizer-BioNTech COVID-19 Vaccine). These data summarize the number of people who have received either their first dose or have completed the series for a COVID-19 vaccine. **A person can only be counted in one category, first dose or series complete.** For persons receiving Moderna or Pfizer vaccines, once they receive their second dose, they are moved from the first dose column to the series completed column. **Because of this, the total first dose category may show a change from report to report not matching the total receiving their first dose from the previous day.** Persons receiving Johnson & Johnson vaccines will always be counted in the series completed column.

## COVID-19 doses for vaccinated persons in Florida

**Doses administered** 5,537

People receiving one dose of a 1-dose series (Johnson & Johnson) or receiving only one dose of a 2-dose series (Moderna, Pfizer) count once. Persons receiving both doses of a 2-dose series count twice.

## Current status of persons vaccinated for COVID-19 in Florida

**Total people vaccinated** 3,204

First dose 455

Series completed 2,749

Completed 1-dose series 416

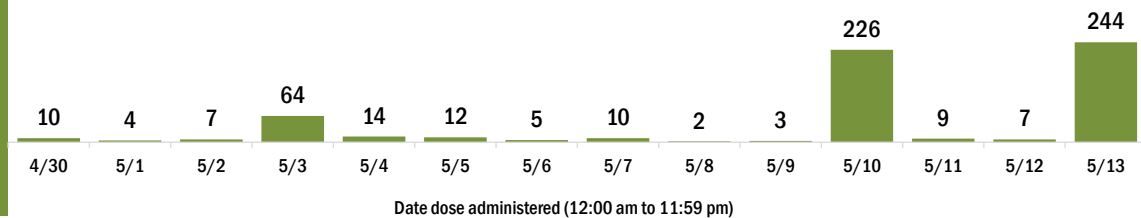
Completed 2-dose series 2,333

**First dose:** current number of people who have only received their first dose of the Moderna or Pfizer vaccine.

**Series complete:** current number of people who have received both Moderna or Pfizer vaccine doses or one Johnson & Johnson dose and are considered fully immunized.

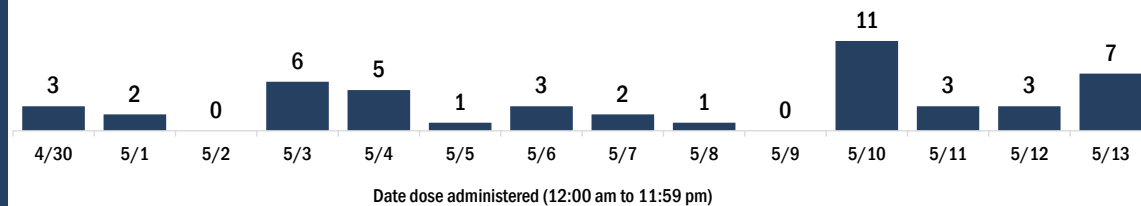
Demographic summary	First dose	Series complete	Total people vaccinated
<b>Age group</b>	455	2,749	3,204
16-24 years	57	153	210
25-34 years	113	268	381
35-44 years	71	158	229
45-54 years	47	207	254
55-64 years	66	420	486
65-74 years	50	844	894
75-84 years	40	586	626
85+ years	11	113	124
<b>Race</b>	455	2,749	3,204
White	368	2,043	2,411
Black	21	128	149
American Indian/Alaskan	1	18	19
Other	25	209	234
Unknown	40	351	391
<b>Other race</b> includes Asian, native Hawaiian/Pacific Islander, or other.			
<b>Ethnicity</b>	455	2,749	3,204
Hispanic	238	549	787
Non-Hispanic	115	1,102	1,217
Unknown	102	1,098	1,200
<b>Gender</b>	455	2,749	3,204
Female	118	1,109	1,227
Male	337	1,640	1,977
Unknown	0	0	0

## COVID-19 doses administered for the past 2 weeks

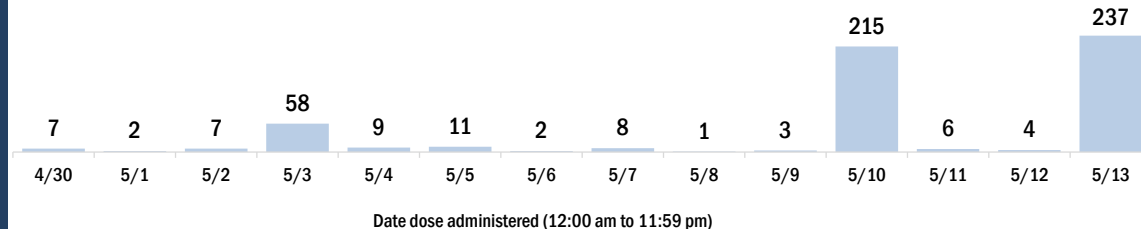


## Persons vaccinated for COVID-19 for the past 2 weeks

### Number of persons who received their first dose of a two-dose series of the COVID-19 vaccine



### Number of persons who completed the COVID-19 vaccine series



# COVID-19: Gulf County vaccine summary

Vaccination data through May 13, 2021 as of May 14, 2021 at 12:05 AM

Data in this report are provisional and subject to change.

Data in this summary pertain to COVID-19 vaccines approved by the U.S. Food and Drug Administration and have been issued an Emergency Use Authorization (Janssen COVID-19 Vaccine, Moderna COVID-19 Vaccine and Pfizer-BioNTech COVID-19 Vaccine). These data summarize the number of people who have received either their first dose or have completed the series for a COVID-19 vaccine. **A person can only be counted in one category, first dose or series complete.** For persons receiving Moderna or Pfizer vaccines, once they receive their second dose, they are moved from the first dose column to the series completed column. **Because of this, the total first dose category may show a change from report to report not matching the total receiving their first dose from the previous day.** Persons receiving Johnson & Johnson vaccines will always be counted in the series completed column.

## COVID-19 doses for vaccinated persons in Florida

**Doses administered** 8,512

People receiving one dose of a 1-dose series (Johnson & Johnson) or receiving only one dose of a 2-dose series (Moderna, Pfizer) count once. Persons receiving both doses of a 2-dose series count twice.

## Current status of persons vaccinated for COVID-19 in Florida

**Total people vaccinated** 4,823

First dose 873

Series completed 3,950

Completed 1-dose series 261

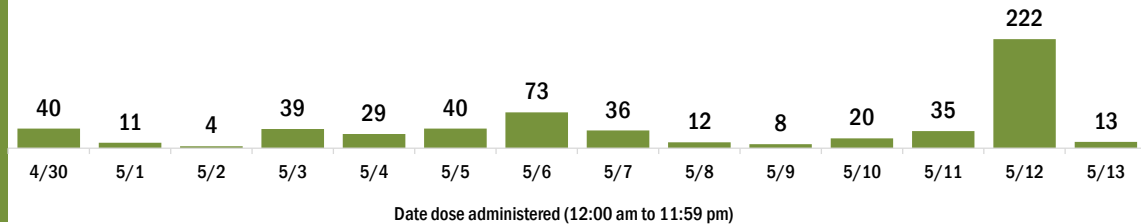
Completed 2-dose series 3,689

**First dose:** current number of people who have only received their first dose of the Moderna or Pfizer vaccine.

**Series complete:** current number of people who have received both Moderna or Pfizer vaccine doses or one Johnson & Johnson dose and are considered fully immunized.

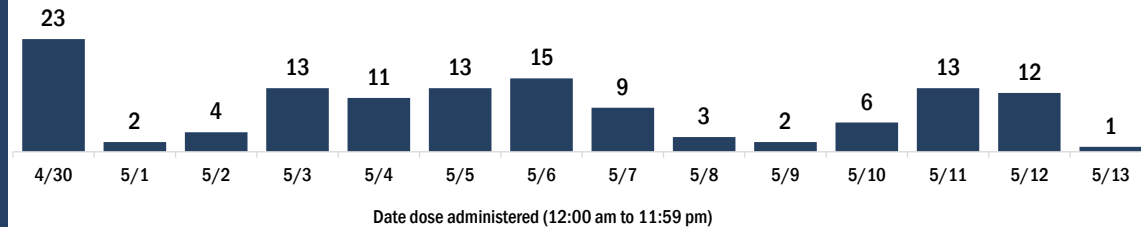
Demographic summary	First dose	Series complete	Total people vaccinated
<b>Age group</b>	<b>873</b>	<b>3,950</b>	<b>4,823</b>
16-24 years	49	79	128
25-34 years	115	138	253
35-44 years	125	209	334
45-54 years	174	378	552
55-64 years	198	741	939
65-74 years	129	1,504	1,633
75-84 years	73	710	783
85+ years	10	191	201
<b>Race</b>	<b>873</b>	<b>3,950</b>	<b>4,823</b>
White	630	3,384	4,014
Black	174	364	538
American Indian/Alaskan	2	12	14
Other	49	120	169
Unknown	18	70	88
<b>Other race</b> includes Asian, native Hawaiian/Pacific Islander, or other.			
<b>Ethnicity</b>	<b>873</b>	<b>3,950</b>	<b>4,823</b>
Hispanic	16	47	63
Non-Hispanic	456	3,322	3,778
Unknown	401	581	982
<b>Gender</b>	<b>873</b>	<b>3,950</b>	<b>4,823</b>
Female	369	1,971	2,340
Male	504	1,979	2,483
Unknown	0	0	0

## COVID-19 doses administered for the past 2 weeks

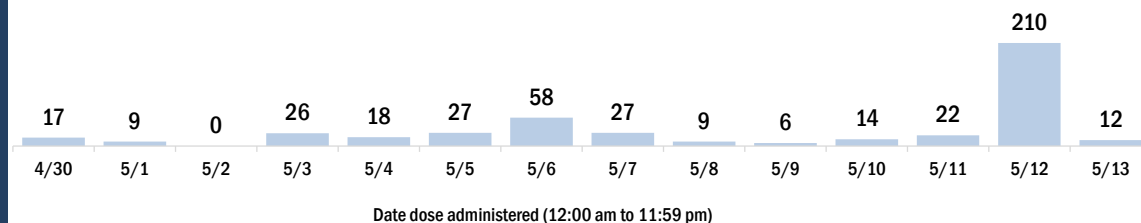


## Persons vaccinated for COVID-19 for the past 2 weeks

### Number of persons who received their first dose of a two-dose series of the COVID-19 vaccine



### Number of persons who completed the COVID-19 vaccine series



# COVID-19: Hamilton County vaccine summary

Vaccination data through May 13, 2021 as of May 14, 2021 at 12:05 AM

Data in this report are provisional and subject to change.

Data in this summary pertain to COVID-19 vaccines approved by the U.S. Food and Drug Administration and have been issued an Emergency Use Authorization (Janssen COVID-19 Vaccine, Moderna COVID-19 Vaccine and Pfizer-BioNTech COVID-19 Vaccine). These data summarize the number of people who have received either their first dose or have completed the series for a COVID-19 vaccine. **A person can only be counted in one category, first dose or series complete.** For persons receiving Moderna or Pfizer vaccines, once they receive their second dose, they are moved from the first dose column to the series completed column. **Because of this, the total first dose category may show a change from report to report not matching the total receiving their first dose from the previous day.** Persons receiving Johnson & Johnson vaccines will always be counted in the series completed column.

## COVID-19 doses for vaccinated persons in Florida

**Doses administered** 5,766

People receiving one dose of a 1-dose series (Johnson & Johnson) or receiving only one dose of a 2-dose series (Moderna, Pfizer) count once. Persons receiving both doses of a 2-dose series count twice.

## Current status of persons vaccinated for COVID-19 in Florida

**Total people vaccinated** 3,376

First dose 748

Series completed 2,628

Completed 1-dose series 238

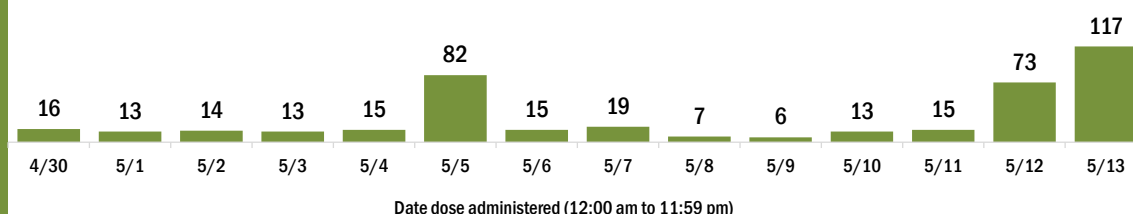
Completed 2-dose series 2,390

**First dose:** current number of people who have only received their first dose of the Moderna or Pfizer vaccine.

**Series complete:** current number of people who have received both Moderna or Pfizer vaccine doses or one Johnson & Johnson dose and are considered fully immunized.

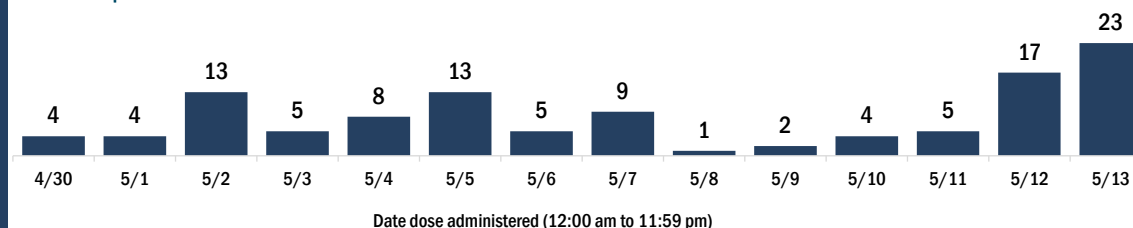
Demographic summary	First dose	Series complete	Total people vaccinated
<b>Age group</b>	<b>748</b>	<b>2,628</b>	<b>3,376</b>
16-24 years	34	58	92
25-34 years	114	95	209
35-44 years	144	144	288
45-54 years	152	256	408
55-64 years	164	582	746
65-74 years	79	934	1,013
75-84 years	34	451	485
85+ years	27	108	135
<b>Race</b>	<b>748</b>	<b>2,628</b>	<b>3,376</b>
White	361	1,593	1,954
Black	276	647	923
American Indian/Alaskan	4	5	9
Other	83	146	229
Unknown	24	237	261
<b>Other race</b> includes Asian, native Hawaiian/Pacific Islander, or other.			
<b>Ethnicity</b>	<b>748</b>	<b>2,628</b>	<b>3,376</b>
Hispanic	56	77	133
Non-Hispanic	582	1,628	2,210
Unknown	110	923	1,033
<b>Gender</b>	<b>748</b>	<b>2,628</b>	<b>3,376</b>
Female	220	1,424	1,644
Male	528	1,204	1,732
Unknown	0	0	0

## COVID-19 doses administered for the past 2 weeks

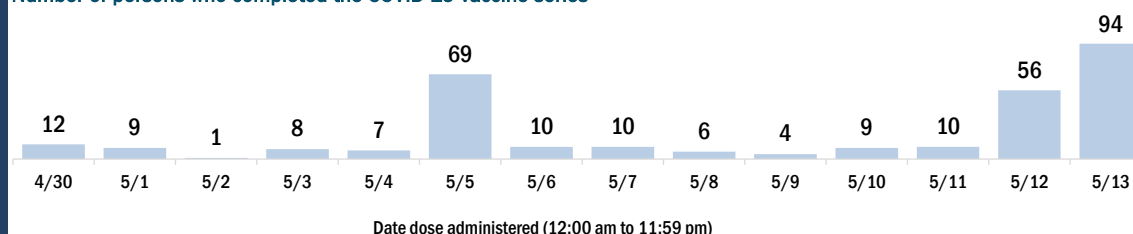


## Persons vaccinated for COVID-19 for the past 2 weeks

### Number of persons who received their first dose of a two-dose series of the COVID-19 vaccine



### Number of persons who completed the COVID-19 vaccine series



# COVID-19: Hardee County vaccine summary

Vaccination data through May 13, 2021 as of May 14, 2021 at 12:05 AM

Data in this report are provisional and subject to change.

Data in this summary pertain to COVID-19 vaccines approved by the U.S. Food and Drug Administration and have been issued an Emergency Use Authorization (Janssen COVID-19 Vaccine, Moderna COVID-19 Vaccine and Pfizer-BioNTech COVID-19 Vaccine). These data summarize the number of people who have received either their first dose or have completed the series for a COVID-19 vaccine. **A person can only be counted in one category, first dose or series complete.** For persons receiving Moderna or Pfizer vaccines, once they receive their second dose, they are moved from the first dose column to the series completed column. **Because of this, the total first dose category may show a change from report to report not matching the total receiving their first dose from the previous day.** Persons receiving Johnson & Johnson vaccines will always be counted in the series completed column.

## COVID-19 doses for vaccinated persons in Florida

**Doses administered** 11,693

People receiving one dose of a 1-dose series (Johnson & Johnson) or receiving only one dose of a 2-dose series (Moderna, Pfizer) count once. Persons receiving both doses of a 2-dose series count twice.

## Current status of persons vaccinated for COVID-19 in Florida

**Total people vaccinated** 7,029

First dose 1,942

Series completed 5,087

Completed 1-dose series 423

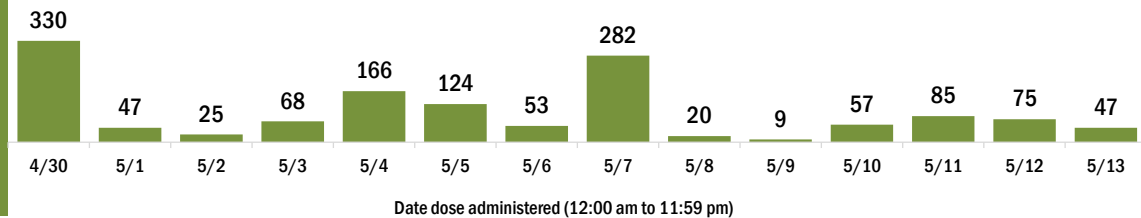
Completed 2-dose series 4,664

**First dose:** current number of people who have only received their first dose of the Moderna or Pfizer vaccine.

**Series complete:** current number of people who have received both Moderna or Pfizer vaccine doses or one Johnson & Johnson dose and are considered fully immunized.

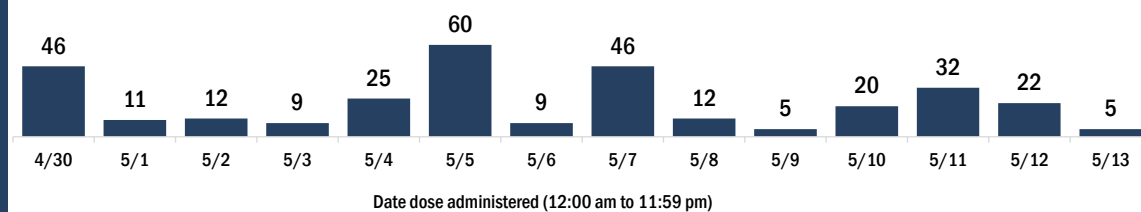
Demographic summary	First dose	Series complete	Total people vaccinated
<b>Age group</b>	1,942	5,087	7,029
16-24 years	160	195	355
25-34 years	283	306	589
35-44 years	340	345	685
45-54 years	402	561	963
55-64 years	392	921	1,313
65-74 years	242	1,489	1,731
75-84 years	97	991	1,088
85+ years	26	279	305
<b>Race</b>	1,942	5,087	7,029
White	1,319	4,117	5,436
Black	325	206	531
American Indian/Alaskan	5	26	31
Other	217	515	732
Unknown	76	223	299
<b>Other race</b> includes Asian, native Hawaiian/Pacific Islander, or other.			
<b>Ethnicity</b>	1,942	5,087	7,029
Hispanic	654	1,025	1,679
Non-Hispanic	977	3,480	4,457
Unknown	311	582	893
<b>Gender</b>	1,942	5,087	7,029
Female	617	2,633	3,250
Male	1,324	2,452	3,776
Unknown	1	2	3

## COVID-19 doses administered for the past 2 weeks

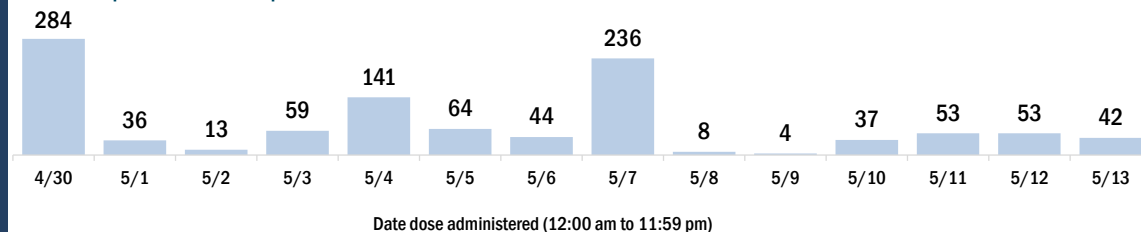


## Persons vaccinated for COVID-19 for the past 2 weeks

### Number of persons who received their first dose of a two-dose series of the COVID-19 vaccine



### Number of persons who completed the COVID-19 vaccine series





# COVID-19: Hendry County vaccine summary

Vaccination data through May 13, 2021 as of May 14, 2021 at 12:05 AM

Data in this report are provisional and subject to change.

Data in this summary pertain to COVID-19 vaccines approved by the U.S. Food and Drug Administration and have been issued an Emergency Use Authorization (Janssen COVID-19 Vaccine, Moderna COVID-19 Vaccine and Pfizer-BioNTech COVID-19 Vaccine). These data summarize the number of people who have received either their first dose or have completed the series for a COVID-19 vaccine. **A person can only be counted in one category, first dose or series complete.** For persons receiving Moderna or Pfizer vaccines, once they receive their second dose, they are moved from the first dose column to the series completed column. **Because of this, the total first dose category may show a change from report to report not matching the total receiving their first dose from the previous day.** Persons receiving Johnson & Johnson vaccines will always be counted in the series completed column.

## COVID-19 doses for vaccinated persons in Florida

**Doses administered** 20,523

People receiving one dose of a 1-dose series (Johnson & Johnson) or receiving only one dose of a 2-dose series (Moderna, Pfizer) count once. Persons receiving both doses of a 2-dose series count twice.

## Current status of persons vaccinated for COVID-19 in Florida

**Total people vaccinated** 12,421

First dose 2,881

Series completed 9,540

Completed 1-dose series 1,438

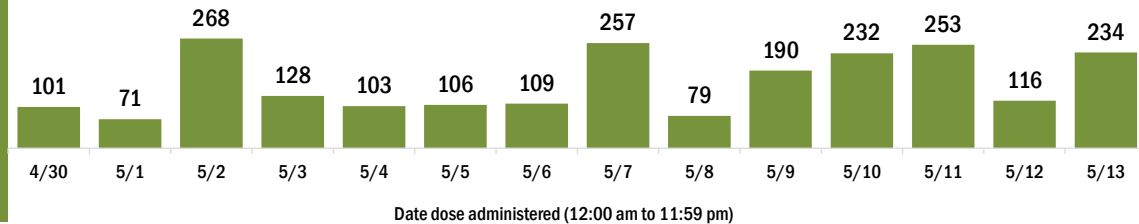
Completed 2-dose series 8,102

**First dose:** current number of people who have only received their first dose of the Moderna or Pfizer vaccine.

**Series complete:** current number of people who have received both Moderna or Pfizer vaccine doses or one Johnson & Johnson dose and are considered fully immunized.

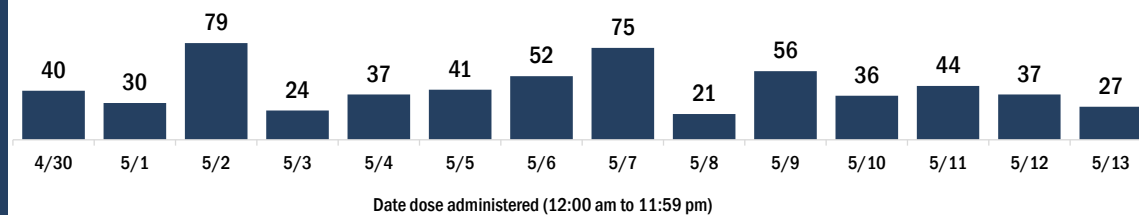
Demographic summary	First dose	Series complete	Total people vaccinated
<b>Age group</b>	<b>2,881</b>	<b>9,540</b>	<b>12,421</b>
16-24 years	435	500	935
25-34 years	525	856	1,381
35-44 years	505	902	1,407
45-54 years	492	1,386	1,878
55-64 years	518	2,006	2,524
65-74 years	235	2,360	2,595
75-84 years	120	1,196	1,316
85+ years	51	334	385
<b>Race</b>	<b>2,881</b>	<b>9,540</b>	<b>12,421</b>
White	2,082	6,613	8,695
Black	142	623	765
American Indian/Alaskan	4	27	31
Other	390	1,425	1,815
Unknown	263	852	1,115
<b>Other race</b> includes Asian, native Hawaiian/Pacific Islander, or other.			
<b>Ethnicity</b>	<b>2,881</b>	<b>9,540</b>	<b>12,421</b>
Hispanic	1,601	3,419	5,020
Non-Hispanic	628	3,564	4,192
Unknown	652	2,557	3,209
<b>Gender</b>	<b>2,881</b>	<b>9,540</b>	<b>12,421</b>
Female	1,096	4,610	5,706
Male	1,784	4,927	6,711
Unknown	1	3	4

## COVID-19 doses administered for the past 2 weeks

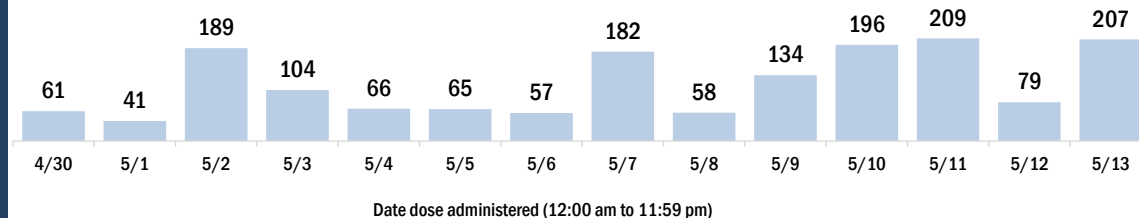


## Persons vaccinated for COVID-19 for the past 2 weeks

### Number of persons who received their first dose of a two-dose series of the COVID-19 vaccine



### Number of persons who completed the COVID-19 vaccine series



# COVID-19: Hernando County vaccine summary

Vaccination data through May 13, 2021 as of May 14, 2021 at 12:05 AM

Data in this report are provisional and subject to change.

Data in this summary pertain to COVID-19 vaccines approved by the U.S. Food and Drug Administration and have been issued an Emergency Use Authorization (Janssen COVID-19 Vaccine, Moderna COVID-19 Vaccine and Pfizer-BioNTech COVID-19 Vaccine). These data summarize the number of people who have received either their first dose or have completed the series for a COVID-19 vaccine. **A person can only be counted in one category, first dose or series complete.** For persons receiving Moderna or Pfizer vaccines, once they receive their second dose, they are moved from the first dose column to the series completed column. **Because of this, the total first dose category may show a change from report to report not matching the total receiving their first dose from the previous day.** Persons receiving Johnson & Johnson vaccines will always be counted in the series completed column.

## COVID-19 doses for vaccinated persons in Florida

**Doses administered** 123,091

People receiving one dose of a 1-dose series (Johnson & Johnson) or receiving only one dose of a 2-dose series (Moderna, Pfizer) count once. Persons receiving both doses of a 2-dose series count twice.

## Current status of persons vaccinated for COVID-19 in Florida

**Total people vaccinated** 71,056

First dose 13,496

Series completed 57,560

Completed 1-dose series 5,525

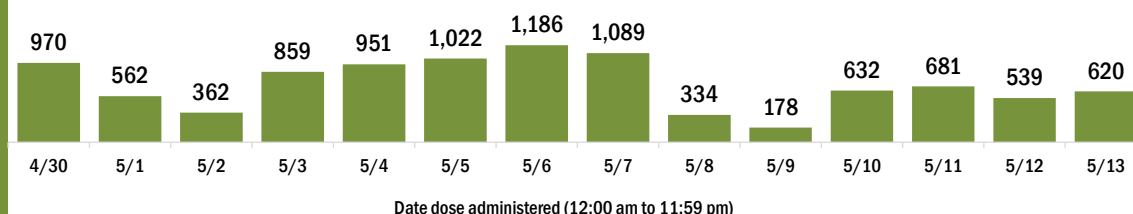
Completed 2-dose series 52,035

**First dose:** current number of people who have only received their first dose of the Moderna or Pfizer vaccine.

**Series complete:** current number of people who have received both Moderna or Pfizer vaccine doses or one Johnson & Johnson dose and are considered fully immunized.

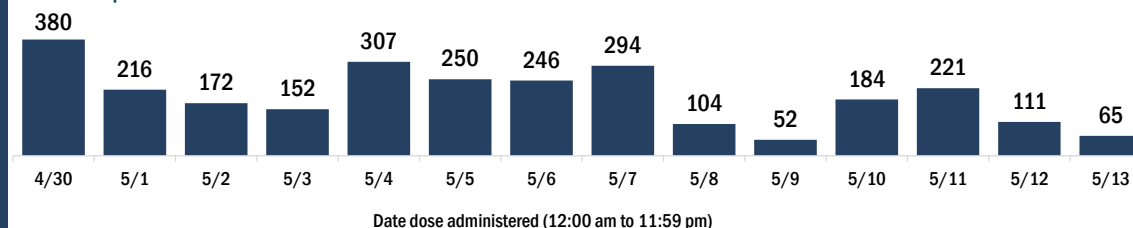
Demographic summary	First dose	Series complete	Total people vaccinated
<b>Age group</b>	<b>13,496</b>	<b>57,560</b>	<b>71,056</b>
16-24 years	1,115	1,607	2,722
25-34 years	1,203	2,274	3,477
35-44 years	1,495	3,364	4,859
45-54 years	1,952	5,972	7,924
55-64 years	2,739	11,251	13,990
65-74 years	2,556	17,957	20,513
75-84 years	1,725	11,531	13,256
85+ years	711	3,604	4,315
<b>Race</b>	<b>13,496</b>	<b>57,560</b>	<b>71,056</b>
White	9,125	41,436	50,561
Black	459	1,553	2,012
American Indian/Alaskan	74	186	260
Other	1,179	4,145	5,324
Unknown	2,659	10,240	12,899
<b>Other race</b> includes Asian, native Hawaiian/Pacific Islander, or other.			
<b>Ethnicity</b>	<b>13,496</b>	<b>57,560</b>	<b>71,056</b>
Hispanic	1,289	3,296	4,585
Non-Hispanic	6,754	32,380	39,134
Unknown	5,453	21,884	27,337
<b>Gender</b>	<b>13,496</b>	<b>57,560</b>	<b>71,056</b>
Female	7,369	33,035	40,404
Male	6,115	24,490	30,605
Unknown	12	35	47

## COVID-19 doses administered for the past 2 weeks

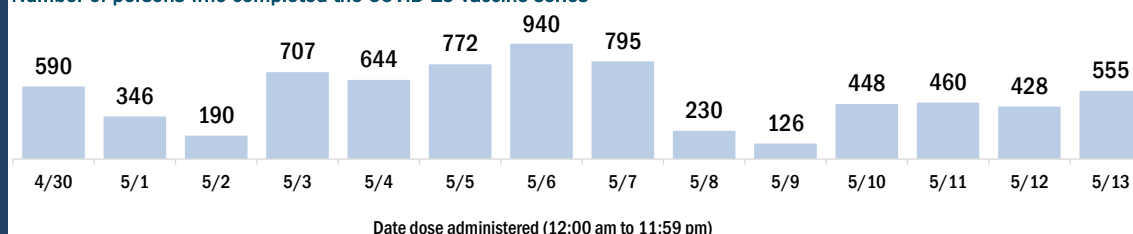


## Persons vaccinated for COVID-19 for the past 2 weeks

### Number of persons who received their first dose of a two-dose series of the COVID-19 vaccine



### Number of persons who completed the COVID-19 vaccine series



# COVID-19: Highlands County vaccine summary

Vaccination data through May 13, 2021 as of May 14, 2021 at 12:05 AM

Data in this report are provisional and subject to change.

Data in this summary pertain to COVID-19 vaccines approved by the U.S. Food and Drug Administration and have been issued an Emergency Use Authorization (Janssen COVID-19 Vaccine, Moderna COVID-19 Vaccine and Pfizer-BioNTech COVID-19 Vaccine). These data summarize the number of people who have received either their first dose or have completed the series for a COVID-19 vaccine. **A person can only be counted in one category, first dose or series complete.** For persons receiving Moderna or Pfizer vaccines, once they receive their second dose, they are moved from the first dose column to the series completed column. **Because of this, the total first dose category may show a change from report to report not matching the total receiving their first dose from the previous day.** Persons receiving Johnson & Johnson vaccines will always be counted in the series completed column.

## COVID-19 doses for vaccinated persons in Florida

**Doses administered** 73,832

People receiving one dose of a 1-dose series (Johnson & Johnson) or receiving only one dose of a 2-dose series (Moderna, Pfizer) count once. Persons receiving both doses of a 2-dose series count twice.

## Current status of persons vaccinated for COVID-19 in Florida

**Total people vaccinated** 43,677

First dose 12,206

Series completed 31,471

Completed 1-dose series 1,316

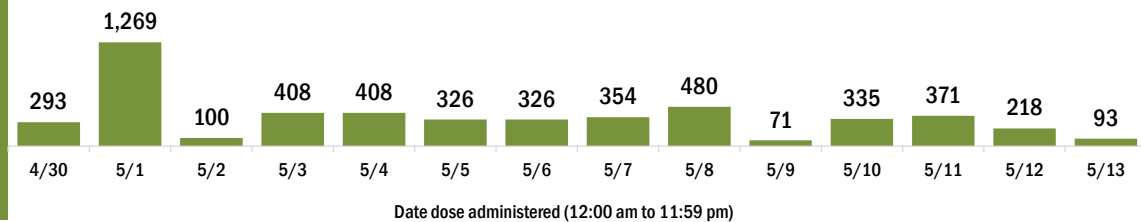
Completed 2-dose series 30,155

**First dose:** current number of people who have only received their first dose of the Moderna or Pfizer vaccine.

**Series complete:** current number of people who have received both Moderna or Pfizer vaccine doses or one Johnson & Johnson dose and are considered fully immunized.

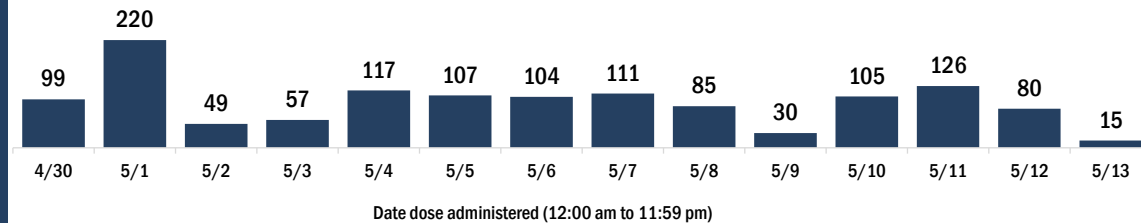
Demographic summary	First dose	Series complete	Total people vaccinated
<b>Age group</b>	<b>12,206</b>	<b>31,471</b>	<b>43,677</b>
16-24 years	505	544	1,049
25-34 years	587	899	1,486
35-44 years	749	1,169	1,918
45-54 years	1,079	2,085	3,164
55-64 years	2,093	5,172	7,265
65-74 years	3,540	10,863	14,403
75-84 years	2,766	8,385	11,151
85+ years	887	2,354	3,241
<b>Race</b>	<b>12,206</b>	<b>31,471</b>	<b>43,677</b>
White	9,302	25,635	34,937
Black	630	1,115	1,745
American Indian/Alaskan	138	213	351
Other	854	2,105	2,959
Unknown	1,282	2,403	3,685
<b>Other race</b> includes Asian, native Hawaiian/Pacific Islander, or other.			
<b>Ethnicity</b>	<b>12,206</b>	<b>31,471</b>	<b>43,677</b>
Hispanic	1,518	2,610	4,128
Non-Hispanic	7,435	22,791	30,226
Unknown	3,253	6,070	9,323
<b>Gender</b>	<b>12,206</b>	<b>31,471</b>	<b>43,677</b>
Female	6,457	17,023	23,480
Male	5,730	14,430	20,160
Unknown	19	18	37

## COVID-19 doses administered for the past 2 weeks

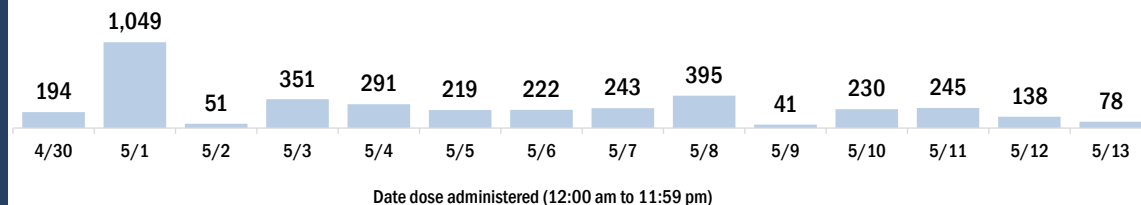


## Persons vaccinated for COVID-19 for the past 2 weeks

### Number of persons who received their first dose of a two-dose series of the COVID-19 vaccine



### Number of persons who completed the COVID-19 vaccine series



# COVID-19: Hillsborough County vaccine summary

Vaccination data through May 13, 2021 as of May 14, 2021 at 12:05 AM

Data in this report are provisional and subject to change.

Data in this summary pertain to COVID-19 vaccines approved by the U.S. Food and Drug Administration and have been issued an Emergency Use Authorization (Janssen COVID-19 Vaccine, Moderna COVID-19 Vaccine and Pfizer-BioNTech COVID-19 Vaccine). These data summarize the number of people who have received either their first dose or have completed the series for a COVID-19 vaccine. **A person can only be counted in one category, first dose or series complete.** For persons receiving Moderna or Pfizer vaccines, once they receive their second dose, they are moved from the first dose column to the series completed column. **Because of this, the total first dose category may show a change from report to report not matching the total receiving their first dose from the previous day.** Persons receiving Johnson & Johnson vaccines will always be counted in the series completed column.

## COVID-19 doses for vaccinated persons in Florida

**Doses administered** 967,550

People receiving one dose of a 1-dose series (Johnson & Johnson) or receiving only one dose of a 2-dose series (Moderna, Pfizer) count once. Persons receiving both doses of a 2-dose series count twice.

## Current status of persons vaccinated for COVID-19 in Florida

**Total people vaccinated** 586,356

First dose 148,500

Series completed 437,856

Completed 1-dose series 56,662

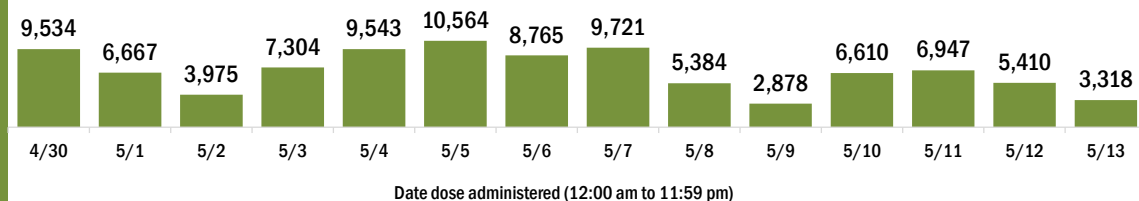
Completed 2-dose series 381,194

**First dose:** current number of people who have only received their first dose of the Moderna or Pfizer vaccine.

**Series complete:** current number of people who have received both Moderna or Pfizer vaccine doses or one Johnson & Johnson dose and are considered fully immunized.

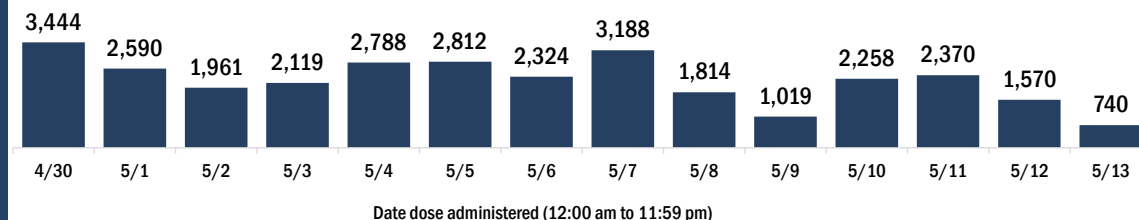
Demographic summary	First dose	Series complete	Total people vaccinated
<b>Age group</b>	<b>148,500</b>	<b>437,856</b>	<b>586,356</b>
16-24 years	16,635	32,033	48,668
25-34 years	20,295	50,406	70,701
35-44 years	20,674	62,958	83,632
45-54 years	20,382	76,307	96,689
55-64 years	20,627	91,213	111,840
65-74 years	29,694	74,857	104,551
75-84 years	15,201	36,983	52,184
85+ years	4,992	13,099	18,091
<b>Race</b>	<b>148,500</b>	<b>437,856</b>	<b>586,356</b>
White	89,233	283,219	372,452
Black	11,235	29,500	40,735
American Indian/Alaskan	688	1,195	1,883
Other	21,548	61,189	82,737
Unknown	25,796	62,753	88,549
<b>Other race</b> includes Asian, native Hawaiian/Pacific Islander, or other.			
<b>Ethnicity</b>	<b>148,500</b>	<b>437,856</b>	<b>586,356</b>
Hispanic	25,440	48,556	73,996
Non-Hispanic	69,456	250,791	320,247
Unknown	53,604	138,509	192,113
<b>Gender</b>	<b>148,500</b>	<b>437,856</b>	<b>586,356</b>
Female	78,103	243,065	321,168
Male	70,158	194,503	264,661
Unknown	239	288	527

## COVID-19 doses administered for the past 2 weeks

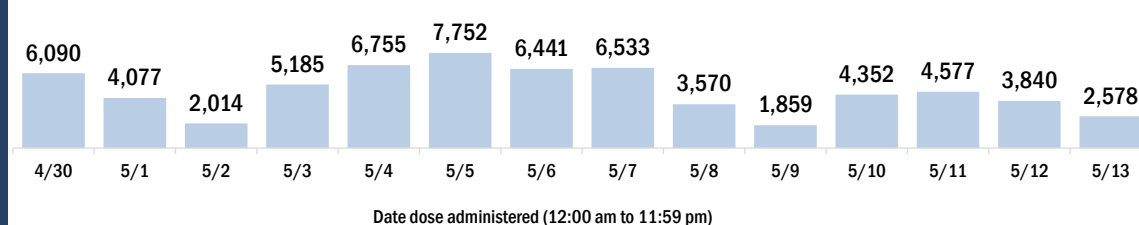


## Persons vaccinated for COVID-19 for the past 2 weeks

### Number of persons who received their first dose of a two-dose series of the COVID-19 vaccine



### Number of persons who completed the COVID-19 vaccine series



# COVID-19: Holmes County vaccine summary

Vaccination data through May 13, 2021 as of May 14, 2021 at 12:05 AM

Data in this report are provisional and subject to change.

Data in this summary pertain to COVID-19 vaccines approved by the U.S. Food and Drug Administration and have been issued an Emergency Use Authorization (Janssen COVID-19 Vaccine, Moderna COVID-19 Vaccine and Pfizer-BioNTech COVID-19 Vaccine). These data summarize the number of people who have received either their first dose or have completed the series for a COVID-19 vaccine. **A person can only be counted in one category, first dose or series complete.** For persons receiving Moderna or Pfizer vaccines, once they receive their second dose, they are moved from the first dose column to the series completed column. **Because of this, the total first dose category may show a change from report to report not matching the total receiving their first dose from the previous day.** Persons receiving Johnson & Johnson vaccines will always be counted in the series completed column.

## COVID-19 doses for vaccinated persons in Florida

**Doses administered** 7,159

People receiving one dose of a 1-dose series (Johnson & Johnson) or receiving only one dose of a 2-dose series (Moderna, Pfizer) count once. Persons receiving both doses of a 2-dose series count twice.

## Current status of persons vaccinated for COVID-19 in Florida

**Total people vaccinated** 4,246

First dose 982

Series completed 3,264

Completed 1-dose series 351

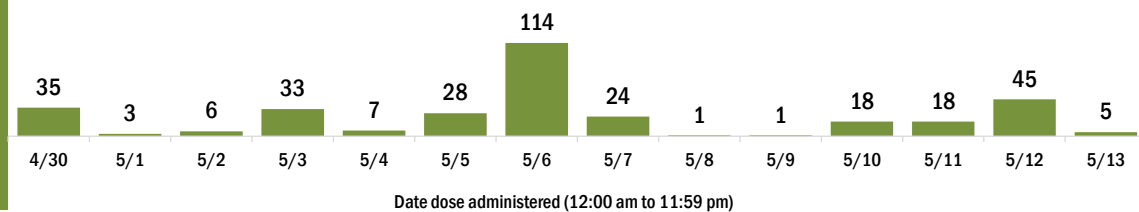
Completed 2-dose series 2,913

**First dose:** current number of people who have only received their first dose of the Moderna or Pfizer vaccine.

**Series complete:** current number of people who have received both Moderna or Pfizer vaccine doses or one Johnson & Johnson dose and are considered fully immunized.

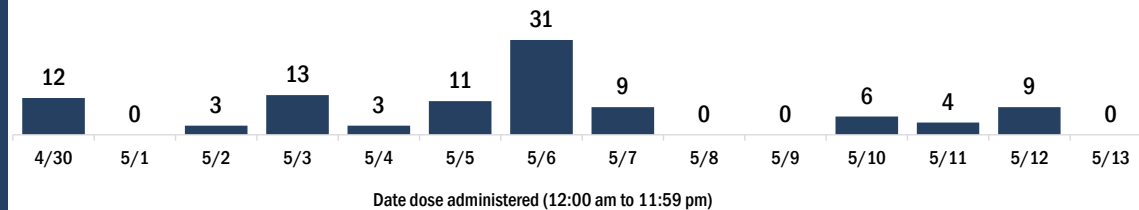
Demographic summary	First dose	Series complete	Total people vaccinated
<b>Age group</b>	982	3,264	4,246
16-24 years	56	58	114
25-34 years	123	107	230
35-44 years	159	185	344
45-54 years	186	320	506
55-64 years	221	671	892
65-74 years	138	1,048	1,186
75-84 years	75	689	764
85+ years	24	186	210
<b>Race</b>	982	3,264	4,246
White	689	2,815	3,504
Black	170	112	282
American Indian/Alaskan	6	36	42
Other	66	183	249
Unknown	51	118	169
<b>Other race</b> includes Asian, native Hawaiian/Pacific Islander, or other.			
<b>Ethnicity</b>	982	3,264	4,246
Hispanic	48	39	87
Non-Hispanic	780	2,737	3,517
Unknown	154	488	642
<b>Gender</b>	982	3,264	4,246
Female	318	1,789	2,107
Male	664	1,475	2,139
Unknown	0	0	0

## COVID-19 doses administered for the past 2 weeks

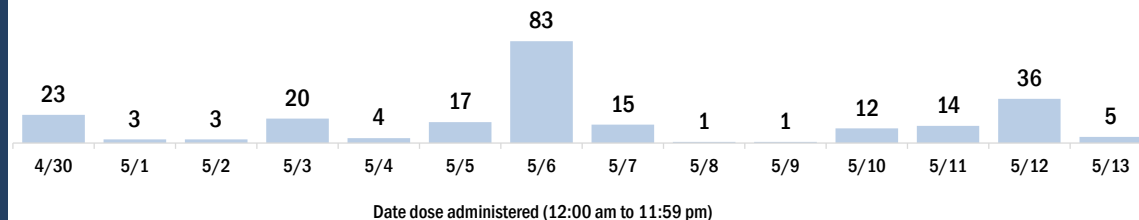


## Persons vaccinated for COVID-19 for the past 2 weeks

### Number of persons who received their first dose of a two-dose series of the COVID-19 vaccine



### Number of persons who completed the COVID-19 vaccine series



# COVID-19: Indian River County vaccine summary

Vaccination data through May 13, 2021 as of May 14, 2021 at 12:05 AM

Data in this report are provisional and subject to change.

Data in this summary pertain to COVID-19 vaccines approved by the U.S. Food and Drug Administration and have been issued an Emergency Use Authorization (Janssen COVID-19 Vaccine, Moderna COVID-19 Vaccine and Pfizer-BioNTech COVID-19 Vaccine). These data summarize the number of people who have received either their first dose or have completed the series for a COVID-19 vaccine. **A person can only be counted in one category, first dose or series complete.** For persons receiving Moderna or Pfizer vaccines, once they receive their second dose, they are moved from the first dose column to the series completed column. **Because of this, the total first dose category may show a change from report to report not matching the total receiving their first dose from the previous day.** Persons receiving Johnson & Johnson vaccines will always be counted in the series completed column.

## COVID-19 doses for vaccinated persons in Florida

**Doses administered** 144,472

People receiving one dose of a 1-dose series (Johnson & Johnson) or receiving only one dose of a 2-dose series (Moderna, Pfizer) count once. Persons receiving both doses of a 2-dose series count twice.

## Current status of persons vaccinated for COVID-19 in Florida

**Total people vaccinated** 84,220

First dose 21,266

Series completed 62,954

Completed 1-dose series 2,702

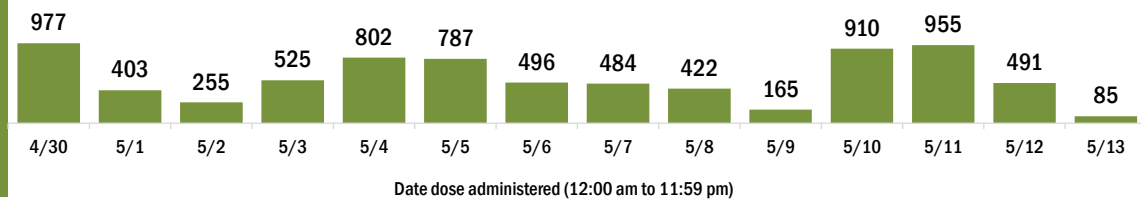
Completed 2-dose series 60,252

**First dose:** current number of people who have only received their first dose of the Moderna or Pfizer vaccine.

**Series complete:** current number of people who have received both Moderna or Pfizer vaccine doses or one Johnson & Johnson dose and are considered fully immunized.

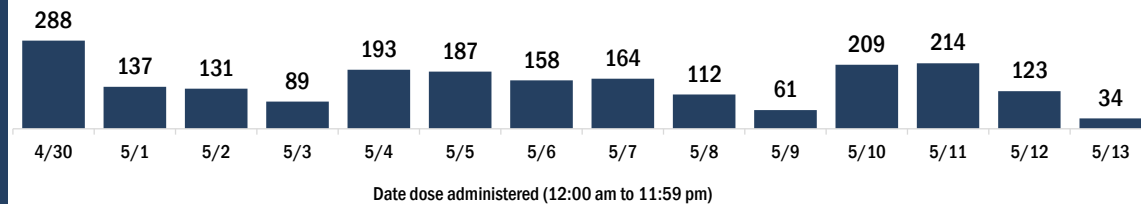
Demographic summary	First dose	Series complete	Total people vaccinated
<b>Age group</b>	21,266	62,954	84,220
16-24 years	1,236	1,485	2,721
25-34 years	1,407	2,232	3,639
35-44 years	1,639	3,100	4,739
45-54 years	2,250	5,438	7,688
55-64 years	3,998	12,167	16,165
65-74 years	5,095	21,148	26,243
75-84 years	3,903	13,020	16,923
85+ years	1,738	4,364	6,102
<b>Race</b>	21,266	62,954	84,220
White	15,349	46,235	61,584
Black	1,068	2,033	3,101
American Indian/Alaskan	137	322	459
Other	1,670	4,462	6,132
Unknown	3,042	9,902	12,944
<b>Other race</b> includes Asian, native Hawaiian/Pacific Islander, or other.			
<b>Ethnicity</b>	21,266	62,954	84,220
Hispanic	2,022	2,986	5,008
Non-Hispanic	10,311	39,014	49,325
Unknown	8,933	20,954	29,887
<b>Gender</b>	21,266	62,954	84,220
Female	11,196	35,053	46,249
Male	10,044	27,865	37,909
Unknown	26	36	62

## COVID-19 doses administered for the past 2 weeks

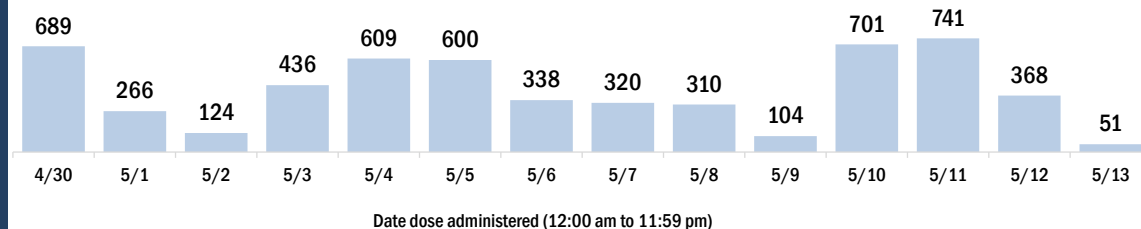


## Persons vaccinated for COVID-19 for the past 2 weeks

### Number of persons who received their first dose of a two-dose series of the COVID-19 vaccine



### Number of persons who completed the COVID-19 vaccine series





# COVID-19: Jackson County vaccine summary

Vaccination data through May 13, 2021 as of May 14, 2021 at 12:05 AM

Data in this report are provisional and subject to change.

Data in this summary pertain to COVID-19 vaccines approved by the U.S. Food and Drug Administration and have been issued an Emergency Use Authorization (Janssen COVID-19 Vaccine, Moderna COVID-19 Vaccine and Pfizer-BioNTech COVID-19 Vaccine). These data summarize the number of people who have received either their first dose or have completed the series for a COVID-19 vaccine. **A person can only be counted in one category, first dose or series complete.** For persons receiving Moderna or Pfizer vaccines, once they receive their second dose, they are moved from the first dose column to the series completed column. **Because of this, the total first dose category may show a change from report to report not matching the total receiving their first dose from the previous day.** Persons receiving Johnson & Johnson vaccines will always be counted in the series completed column.

## COVID-19 doses for vaccinated persons in Florida

**Doses administered** 23,939

People receiving one dose of a 1-dose series (Johnson & Johnson) or receiving only one dose of a 2-dose series (Moderna, Pfizer) count once. Persons receiving both doses of a 2-dose series count twice.

## Current status of persons vaccinated for COVID-19 in Florida

**Total people vaccinated** 13,801

First dose 2,758

Series completed 11,043

Completed 1-dose series 905

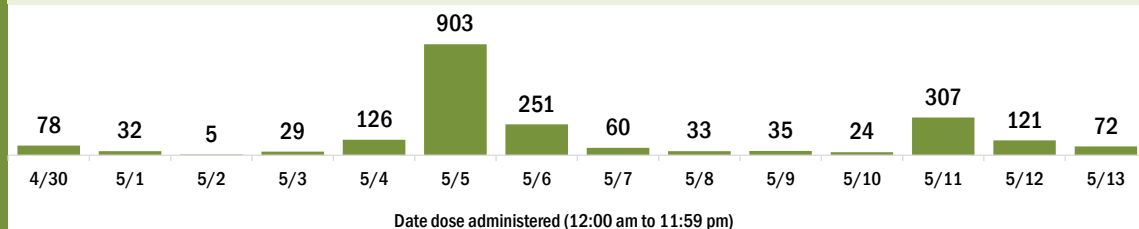
Completed 2-dose series 10,138

**First dose:** current number of people who have only received their first dose of the Moderna or Pfizer vaccine.

**Series complete:** current number of people who have received both Moderna or Pfizer vaccine doses or one Johnson & Johnson dose and are considered fully immunized.

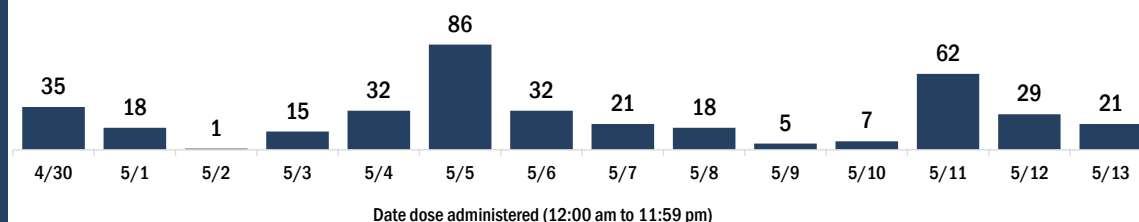
Demographic summary	First dose	Series complete	Total people vaccinated
<b>Age group</b>	<b>2,758</b>	<b>11,043</b>	<b>13,801</b>
16-24 years	134	238	372
25-34 years	321	540	861
35-44 years	414	851	1,265
45-54 years	469	1,383	1,852
55-64 years	492	2,411	2,903
65-74 years	484	3,169	3,653
75-84 years	324	1,843	2,167
85+ years	120	608	728
<b>Race</b>	<b>2,758</b>	<b>11,043</b>	<b>13,801</b>
White	1,565	7,623	9,188
Black	746	2,384	3,130
American Indian/Alaskan	12	58	70
Other	151	455	606
Unknown	284	523	807
<b>Other race</b> includes Asian, native Hawaiian/Pacific Islander, or other.			
<b>Ethnicity</b>	<b>2,758</b>	<b>11,043</b>	<b>13,801</b>
Hispanic	118	275	393
Non-Hispanic	1,368	8,431	9,799
Unknown	1,272	2,337	3,609
<b>Gender</b>	<b>2,758</b>	<b>11,043</b>	<b>13,801</b>
Female	1,131	5,768	6,899
Male	1,626	5,275	6,901
Unknown	1	0	1

## COVID-19 doses administered for the past 2 weeks

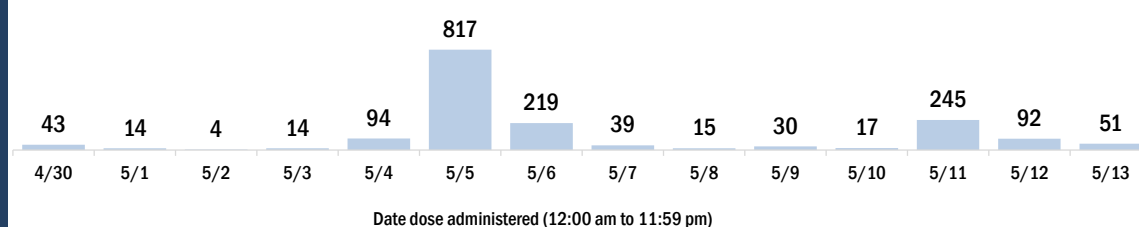


## Persons vaccinated for COVID-19 for the past 2 weeks

### Number of persons who received their first dose of a two-dose series of the COVID-19 vaccine



### Number of persons who completed the COVID-19 vaccine series



# COVID-19: Jefferson County vaccine summary

Vaccination data through May 13, 2021 as of May 14, 2021 at 12:05 AM

Data in this report are provisional and subject to change.

Data in this summary pertain to COVID-19 vaccines approved by the U.S. Food and Drug Administration and have been issued an Emergency Use Authorization (Janssen COVID-19 Vaccine, Moderna COVID-19 Vaccine and Pfizer-BioNTech COVID-19 Vaccine). These data summarize the number of people who have received either their first dose or have completed the series for a COVID-19 vaccine. **A person can only be counted in one category, first dose or series complete.** For persons receiving Moderna or Pfizer vaccines, once they receive their second dose, they are moved from the first dose column to the series completed column. **Because of this, the total first dose category may show a change from report to report not matching the total receiving their first dose from the previous day.** Persons receiving Johnson & Johnson vaccines will always be counted in the series completed column.

## COVID-19 doses for vaccinated persons in Florida

**Doses administered** 9,071

People receiving one dose of a 1-dose series (Johnson & Johnson) or receiving only one dose of a 2-dose series (Moderna, Pfizer) count once. Persons receiving both doses of a 2-dose series count twice.

## Current status of persons vaccinated for COVID-19 in Florida

**Total people vaccinated** 5,189

First dose 1,005

Series completed 4,184

Completed 1-dose series 302

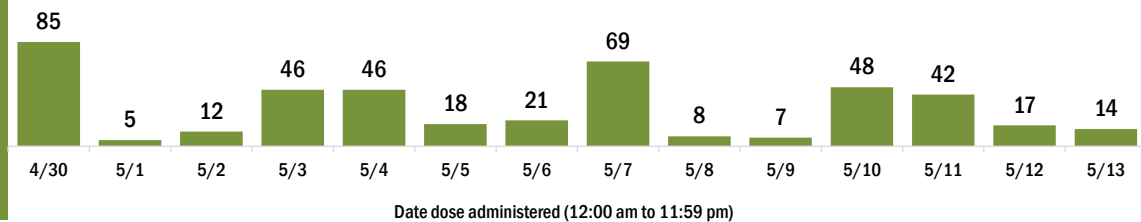
Completed 2-dose series 3,882

**First dose:** current number of people who have only received their first dose of the Moderna or Pfizer vaccine.

**Series complete:** current number of people who have received both Moderna or Pfizer vaccine doses or one Johnson & Johnson dose and are considered fully immunized.

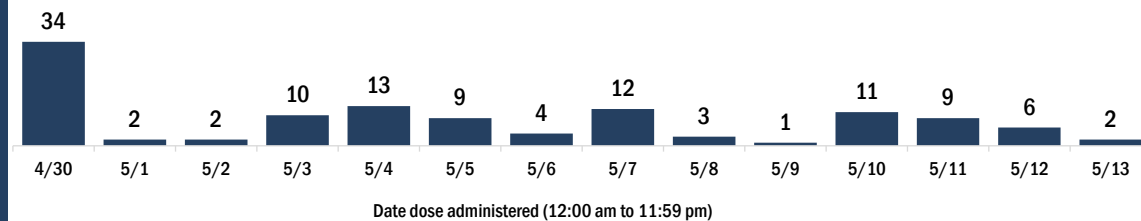
Demographic summary	First dose	Series complete	Total people vaccinated
<b>Age group</b>	<b>1,005</b>	<b>4,184</b>	<b>5,189</b>
16-24 years	61	107	168
25-34 years	89	157	246
35-44 years	170	232	402
45-54 years	223	492	715
55-64 years	261	1,007	1,268
65-74 years	124	1,342	1,466
75-84 years	55	666	721
85+ years	22	181	203
<b>Race</b>	<b>1,005</b>	<b>4,184</b>	<b>5,189</b>
White	547	2,378	2,925
Black	308	986	1,294
American Indian/Alaskan	2	7	9
Other	91	546	637
Unknown	57	267	324
<b>Other race</b> includes Asian, native Hawaiian/Pacific Islander, or other.			
<b>Ethnicity</b>	<b>1,005</b>	<b>4,184</b>	<b>5,189</b>
Hispanic	25	97	122
Non-Hispanic	801	2,927	3,728
Unknown	179	1,160	1,339
<b>Gender</b>	<b>1,005</b>	<b>4,184</b>	<b>5,189</b>
Female	349	2,426	2,775
Male	656	1,758	2,414
Unknown	0	0	0

## COVID-19 doses administered for the past 2 weeks

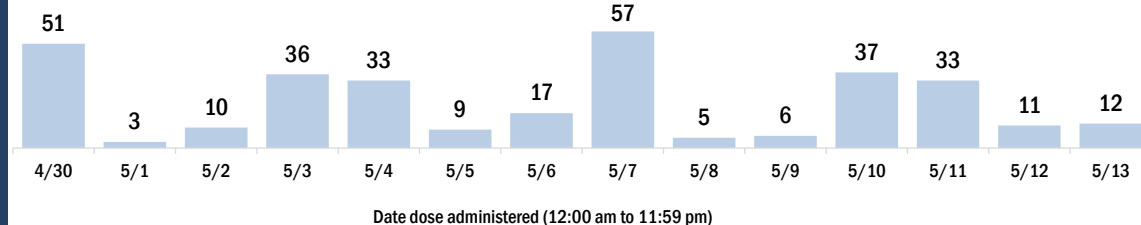


## Persons vaccinated for COVID-19 for the past 2 weeks

### Number of persons who received their first dose of a two-dose series of the COVID-19 vaccine



### Number of persons who completed the COVID-19 vaccine series



# COVID-19: Lafayette County vaccine summary

Vaccination data through May 13, 2021 as of May 14, 2021 at 12:05 AM

Data in this report are provisional and subject to change.

Data in this summary pertain to COVID-19 vaccines approved by the U.S. Food and Drug Administration and have been issued an Emergency Use Authorization (Janssen COVID-19 Vaccine, Moderna COVID-19 Vaccine and Pfizer-BioNTech COVID-19 Vaccine). These data summarize the number of people who have received either their first dose or have completed the series for a COVID-19 vaccine. **A person can only be counted in one category, first dose or series complete.** For persons receiving Moderna or Pfizer vaccines, once they receive their second dose, they are moved from the first dose column to the series completed column. **Because of this, the total first dose category may show a change from report to report not matching the total receiving their first dose from the previous day.** Persons receiving Johnson & Johnson vaccines will always be counted in the series completed column.

## COVID-19 doses for vaccinated persons in Florida

**Doses administered** 3,648

People receiving one dose of a 1-dose series (Johnson & Johnson) or receiving only one dose of a 2-dose series (Moderna, Pfizer) count once. Persons receiving both doses of a 2-dose series count twice.

## Current status of persons vaccinated for COVID-19 in Florida

**Total people vaccinated** 2,166

First dose 636

Series completed 1,530

Completed 1-dose series 48

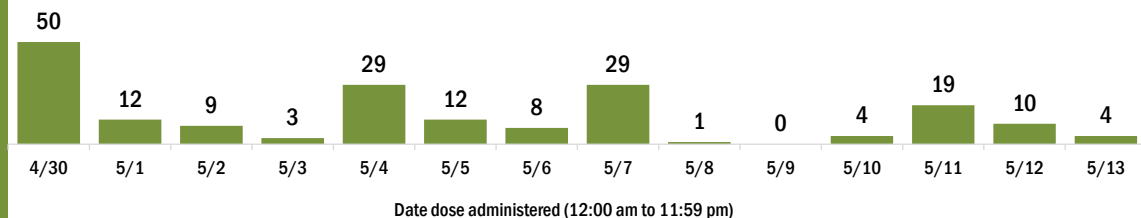
Completed 2-dose series 1,482

**First dose:** current number of people who have only received their first dose of the Moderna or Pfizer vaccine.

**Series complete:** current number of people who have received both Moderna or Pfizer vaccine doses or one Johnson & Johnson dose and are considered fully immunized.

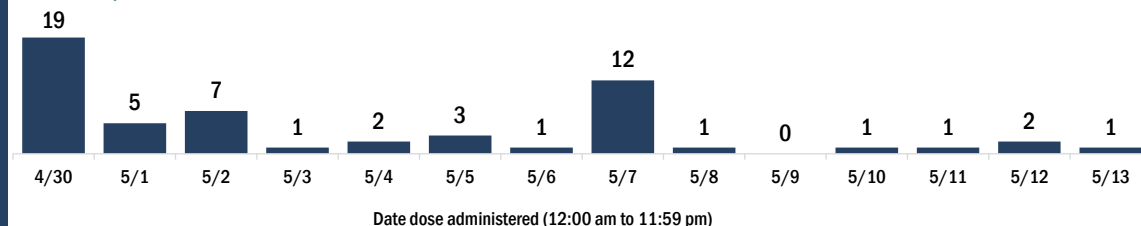
Demographic summary	First dose	Series complete	Total people vaccinated
<b>Age group</b>	636	1,530	2,166
16-24 years	25	16	41
25-34 years	88	28	116
35-44 years	115	60	175
45-54 years	126	129	255
55-64 years	93	223	316
65-74 years	108	629	737
75-84 years	55	344	399
85+ years	26	101	127
<b>Race</b>	636	1,530	2,166
White	386	1,300	1,686
Black	142	55	197
American Indian/Alaskan	3	6	9
Other	48	88	136
Unknown	57	81	138
<b>Other race</b> includes Asian, native Hawaiian/Pacific Islander, or other.			
<b>Ethnicity</b>	636	1,530	2,166
Hispanic	47	71	118
Non-Hispanic	193	1,203	1,396
Unknown	396	256	652
<b>Gender</b>	636	1,530	2,166
Female	164	785	949
Male	471	745	1,216
Unknown	1	0	1

## COVID-19 doses administered for the past 2 weeks

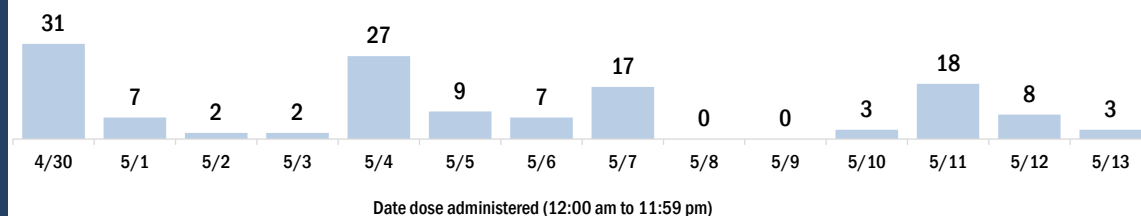


## Persons vaccinated for COVID-19 for the past 2 weeks

### Number of persons who received their first dose of a two-dose series of the COVID-19 vaccine



### Number of persons who completed the COVID-19 vaccine series



# COVID-19: Lake County vaccine summary

Vaccination data through May 13, 2021 as of May 14, 2021 at 12:05 AM

Data in this report are provisional and subject to change.

Data in this summary pertain to COVID-19 vaccines approved by the U.S. Food and Drug Administration and have been issued an Emergency Use Authorization (Janssen COVID-19 Vaccine, Moderna COVID-19 Vaccine and Pfizer-BioNTech COVID-19 Vaccine). These data summarize the number of people who have received either their first dose or have completed the series for a COVID-19 vaccine. **A person can only be counted in one category, first dose or series complete.** For persons receiving Moderna or Pfizer vaccines, once they receive their second dose, they are moved from the first dose column to the series completed column. **Because of this, the total first dose category may show a change from report to report not matching the total receiving their first dose from the previous day.** Persons receiving Johnson & Johnson vaccines will always be counted in the series completed column.

## COVID-19 doses for vaccinated persons in Florida

**Doses administered** 307,336

People receiving one dose of a 1-dose series (Johnson & Johnson) or receiving only one dose of a 2-dose series (Moderna, Pfizer) count once. Persons receiving both doses of a 2-dose series count twice.

## Current status of persons vaccinated for COVID-19 in Florida

**Total people vaccinated** 172,541

First dose 29,889

Series completed 142,652

Completed 1-dose series 7,857

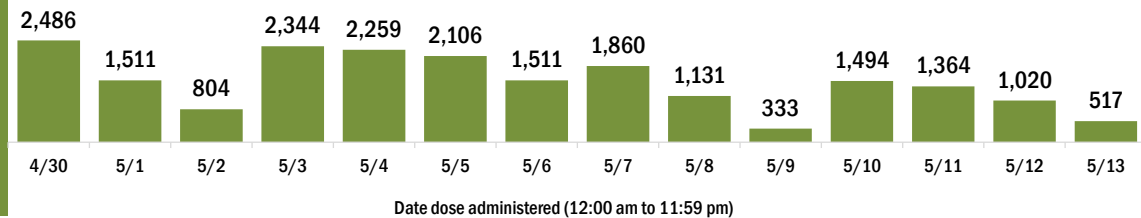
Completed 2-dose series 134,795

**First dose:** current number of people who have only received their first dose of the Moderna or Pfizer vaccine.

**Series complete:** current number of people who have received both Moderna or Pfizer vaccine doses or one Johnson & Johnson dose and are considered fully immunized.

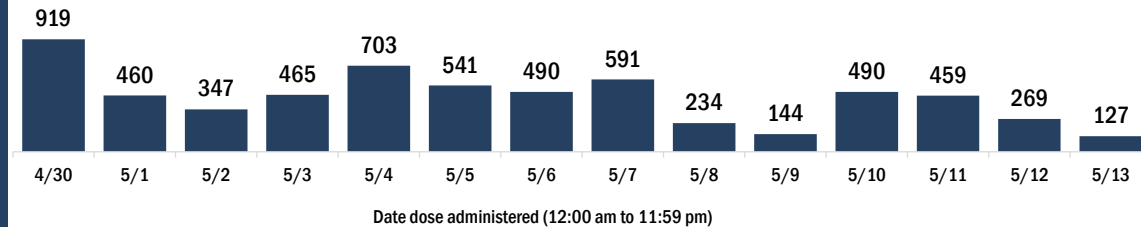
Demographic summary	First dose	Series complete	Total people vaccinated
<b>Age group</b>	29,889	142,652	172,541
16-24 years	2,931	5,600	8,531
25-34 years	3,459	7,206	10,665
35-44 years	3,956	10,227	14,183
45-54 years	4,432	14,967	19,399
55-64 years	5,495	25,578	31,073
65-74 years	4,794	41,980	46,774
75-84 years	3,397	28,706	32,103
85+ years	1,425	8,388	9,813
<b>Race</b>	29,889	142,652	172,541
White	18,462	105,253	123,715
Black	2,065	7,487	9,552
American Indian/Alaskan	177	789	966
Other	3,348	12,896	16,244
Unknown	5,837	16,227	22,064
<b>Other race</b> includes Asian, native Hawaiian/Pacific Islander, or other.			
<b>Ethnicity</b>	29,889	142,652	172,541
Hispanic	3,922	11,294	15,216
Non-Hispanic	13,116	83,696	96,812
Unknown	12,851	47,662	60,513
<b>Gender</b>	29,889	142,652	172,541
Female	16,087	79,654	95,741
Male	13,750	62,880	76,630
Unknown	52	118	170

## COVID-19 doses administered for the past 2 weeks

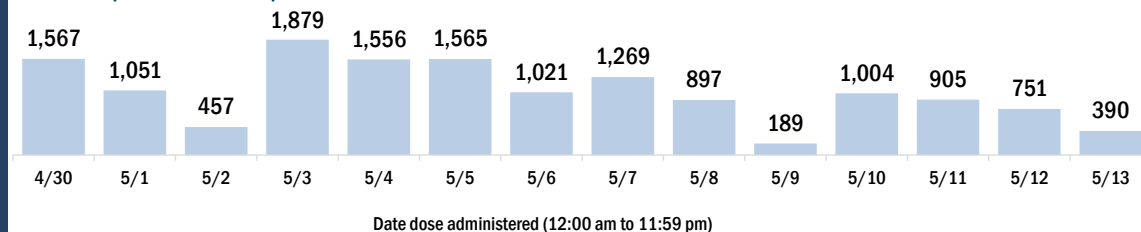


## Persons vaccinated for COVID-19 for the past 2 weeks

### Number of persons who received their first dose of a two-dose series of the COVID-19 vaccine



### Number of persons who completed the COVID-19 vaccine series



# COVID-19: Lee County vaccine summary

Vaccination data through May 13, 2021 as of May 14, 2021 at 12:05 AM

Data in this report are provisional and subject to change.

Data in this summary pertain to COVID-19 vaccines approved by the U.S. Food and Drug Administration and have been issued an Emergency Use Authorization (Janssen COVID-19 Vaccine, Moderna COVID-19 Vaccine and Pfizer-BioNTech COVID-19 Vaccine). These data summarize the number of people who have received either their first dose or have completed the series for a COVID-19 vaccine. **A person can only be counted in one category, first dose or series complete.** For persons receiving Moderna or Pfizer vaccines, once they receive their second dose, they are moved from the first dose column to the series completed column. **Because of this, the total first dose category may show a change from report to report not matching the total receiving their first dose from the previous day.** Persons receiving Johnson & Johnson vaccines will always be counted in the series completed column.

## COVID-19 doses for vaccinated persons in Florida

**Doses administered** 603,001

People receiving one dose of a 1-dose series (Johnson & Johnson) or receiving only one dose of a 2-dose series (Moderna, Pfizer) count once. Persons receiving both doses of a 2-dose series count twice.

## Current status of persons vaccinated for COVID-19 in Florida

**Total people vaccinated** 342,923

First dose 66,880

Series completed 276,043

Completed 1-dose series 15,965

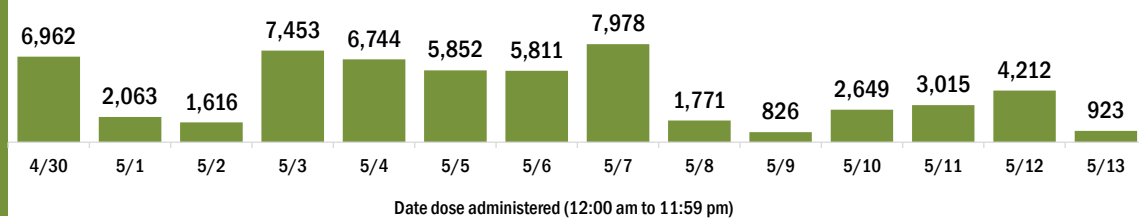
Completed 2-dose series 260,078

**First dose:** current number of people who have only received their first dose of the Moderna or Pfizer vaccine.

**Series complete:** current number of people who have received both Moderna or Pfizer vaccine doses or one Johnson & Johnson dose and are considered fully immunized.

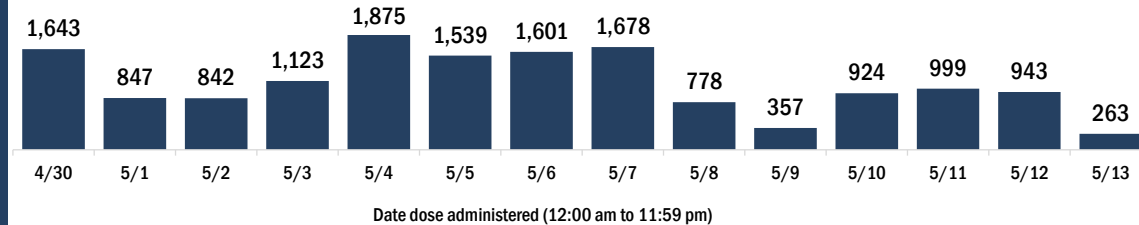
Demographic summary	First dose	Series complete	Total people vaccinated
<b>Age group</b>	66,880	276,043	342,923
16-24 years	6,015	6,827	12,842
25-34 years	6,721	11,608	18,329
35-44 years	8,354	16,619	24,973
45-54 years	9,878	25,999	35,877
55-64 years	13,228	52,618	65,846
65-74 years	12,392	92,599	104,991
75-84 years	7,597	55,065	62,662
85+ years	2,695	14,708	17,403
<b>Race</b>	66,880	276,043	342,923
White	43,671	198,483	242,154
Black	3,100	7,033	10,133
American Indian/Alaskan	276	965	1,241
Other	6,710	18,923	25,633
Unknown	13,123	50,639	63,762
<b>Other race</b> includes Asian, native Hawaiian/Pacific Islander, or other.			
<b>Ethnicity</b>	66,880	276,043	342,923
Hispanic	12,243	23,067	35,310
Non-Hispanic	30,300	158,094	188,394
Unknown	24,337	94,882	119,219
<b>Gender</b>	66,880	276,043	342,923
Female	35,345	152,375	187,720
Male	31,351	123,234	154,585
Unknown	184	434	618

## COVID-19 doses administered for the past 2 weeks

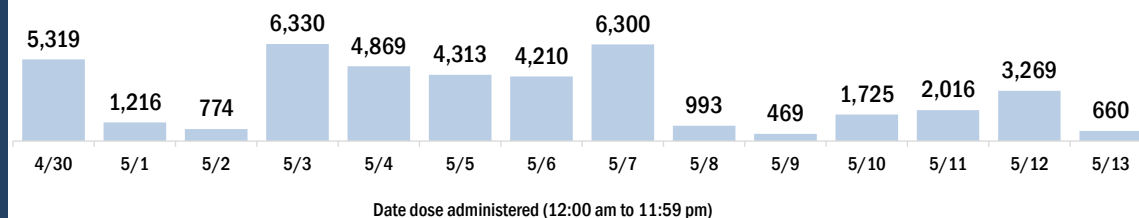


## Persons vaccinated for COVID-19 for the past 2 weeks

### Number of persons who received their first dose of a two-dose series of the COVID-19 vaccine



### Number of persons who completed the COVID-19 vaccine series



# COVID-19: Leon County vaccine summary

Vaccination data through May 13, 2021 as of May 14, 2021 at 12:05 AM

Data in this report are provisional and subject to change.

Data in this summary pertain to COVID-19 vaccines approved by the U.S. Food and Drug Administration and have been issued an Emergency Use Authorization (Janssen COVID-19 Vaccine, Moderna COVID-19 Vaccine and Pfizer-BioNTech COVID-19 Vaccine). These data summarize the number of people who have received either their first dose or have completed the series for a COVID-19 vaccine. **A person can only be counted in one category, first dose or series complete.** For persons receiving Moderna or Pfizer vaccines, once they receive their second dose, they are moved from the first dose column to the series completed column. **Because of this, the total first dose category may show a change from report to report not matching the total receiving their first dose from the previous day.** Persons receiving Johnson & Johnson vaccines will always be counted in the series completed column.

## COVID-19 doses for vaccinated persons in Florida

**Doses administered** 210,632

People receiving one dose of a 1-dose series (Johnson & Johnson) or receiving only one dose of a 2-dose series (Moderna, Pfizer) count once. Persons receiving both doses of a 2-dose series count twice.

## Current status of persons vaccinated for COVID-19 in Florida

**Total people vaccinated** 117,950

First dose 20,323

Series completed 97,627

Completed 1-dose series 4,945

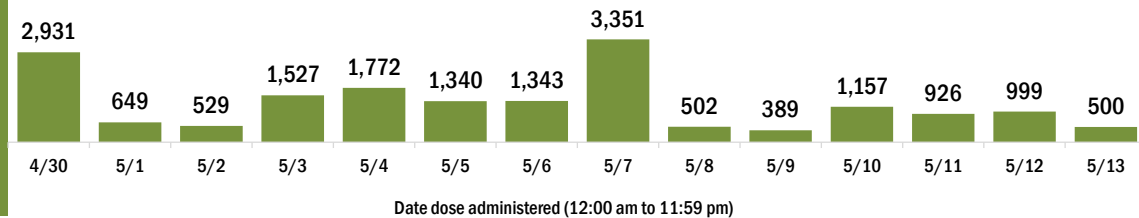
Completed 2-dose series 92,682

**First dose:** current number of people who have only received their first dose of the Moderna or Pfizer vaccine.

**Series complete:** current number of people who have received both Moderna or Pfizer vaccine doses or one Johnson & Johnson dose and are considered fully immunized.

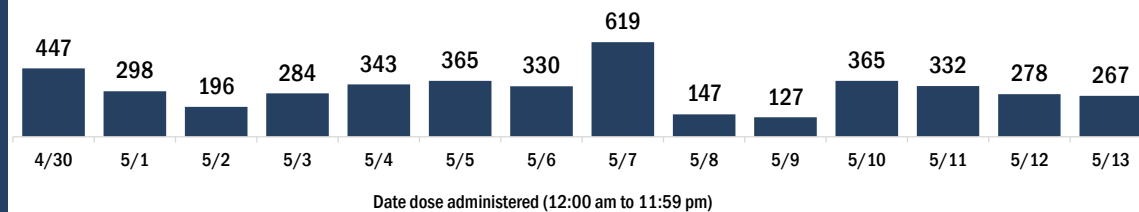
Demographic summary	First dose	Series complete	Total people vaccinated
<b>Age group</b>	20,323	97,627	117,950
16-24 years	4,362	9,607	13,969
25-34 years	3,670	11,433	15,103
35-44 years	3,288	12,150	15,438
45-54 years	2,735	13,864	16,599
55-64 years	2,529	18,757	21,286
65-74 years	2,102	19,806	21,908
75-84 years	1,044	8,948	9,992
85+ years	593	3,062	3,655
<b>Race</b>	20,323	97,627	117,950
White	10,753	57,486	68,239
Black	3,663	13,784	17,447
American Indian/Alaskan	68	308	376
Other	2,756	16,965	19,721
Unknown	3,083	9,084	12,167
<b>Other race</b> includes Asian, native Hawaiian/Pacific Islander, or other.			
<b>Ethnicity</b>	20,323	97,627	117,950
Hispanic	1,514	4,750	6,264
Non-Hispanic	12,679	70,935	83,614
Unknown	6,130	21,942	28,072
<b>Gender</b>	20,323	97,627	117,950
Female	11,029	55,599	66,628
Male	9,250	41,986	51,236
Unknown	44	42	86

## COVID-19 doses administered for the past 2 weeks

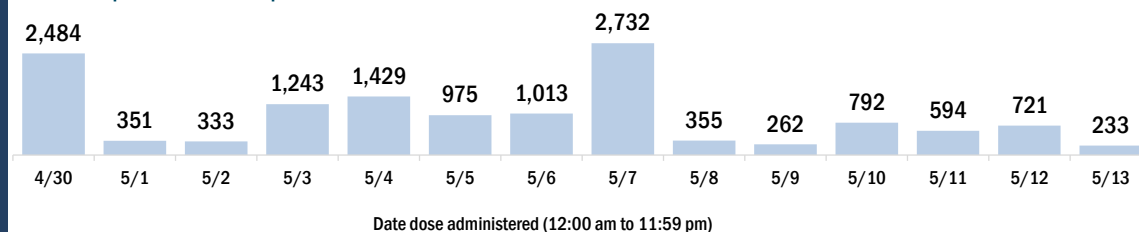


## Persons vaccinated for COVID-19 for the past 2 weeks

### Number of persons who received their first dose of a two-dose series of the COVID-19 vaccine



### Number of persons who completed the COVID-19 vaccine series



# COVID-19: Levy County vaccine summary

Vaccination data through May 13, 2021 as of May 14, 2021 at 12:05 AM

Data in this report are provisional and subject to change.

Data in this summary pertain to COVID-19 vaccines approved by the U.S. Food and Drug Administration and have been issued an Emergency Use Authorization (Janssen COVID-19 Vaccine, Moderna COVID-19 Vaccine and Pfizer-BioNTech COVID-19 Vaccine). These data summarize the number of people who have received either their first dose or have completed the series for a COVID-19 vaccine. **A person can only be counted in one category, first dose or series complete.** For persons receiving Moderna or Pfizer vaccines, once they receive their second dose, they are moved from the first dose column to the series completed column. **Because of this, the total first dose category may show a change from report to report not matching the total receiving their first dose from the previous day.** Persons receiving Johnson & Johnson vaccines will always be counted in the series completed column.

## COVID-19 doses for vaccinated persons in Florida

**Doses administered** 20,147

People receiving one dose of a 1-dose series (Johnson & Johnson) or receiving only one dose of a 2-dose series (Moderna, Pfizer) count once. Persons receiving both doses of a 2-dose series count twice.

## Current status of persons vaccinated for COVID-19 in Florida

**Total people vaccinated** 11,661

First dose 1,928

Series completed 9,733

Completed 1-dose series 1,247

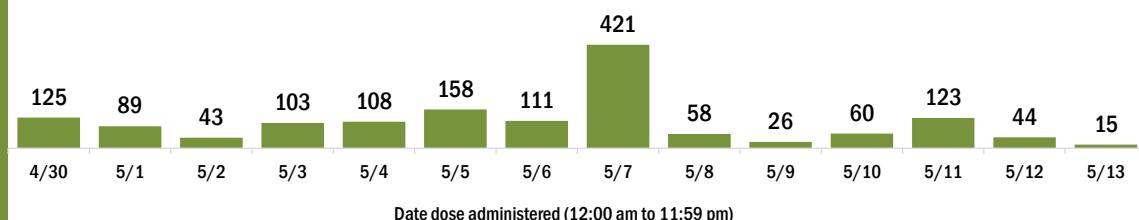
Completed 2-dose series 8,486

**First dose:** current number of people who have only received their first dose of the Moderna or Pfizer vaccine.

**Series complete:** current number of people who have received both Moderna or Pfizer vaccine doses or one Johnson & Johnson dose and are considered fully immunized.

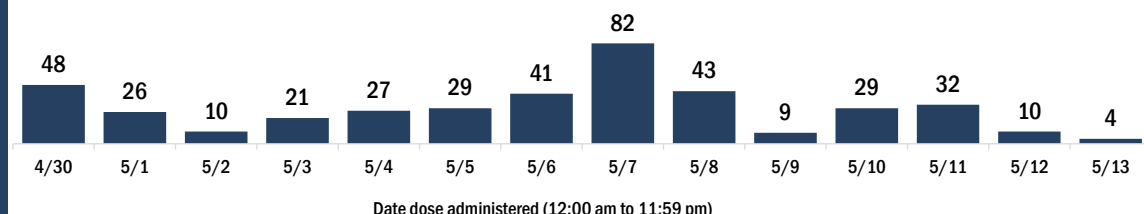
Demographic summary	First dose	Series complete	Total people vaccinated
<b>Age group</b>	1,928	9,733	11,661
16-24 years	132	188	320
25-34 years	186	340	526
35-44 years	231	446	677
45-54 years	265	876	1,141
55-64 years	492	2,128	2,620
65-74 years	381	3,499	3,880
75-84 years	192	1,813	2,005
85+ years	49	443	492
<b>Race</b>	1,928	9,733	11,661
White	1,359	7,680	9,039
Black	201	640	841
American Indian/Alaskan	10	53	63
Other	164	547	711
Unknown	194	813	1,007
<b>Other race</b> includes Asian, native Hawaiian/Pacific Islander, or other.			
<b>Ethnicity</b>	1,928	9,733	11,661
Hispanic	158	451	609
Non-Hispanic	1,279	7,163	8,442
Unknown	491	2,119	2,610
<b>Gender</b>	1,928	9,733	11,661
Female	1,077	5,485	6,562
Male	848	4,248	5,096
Unknown	3	0	3

## COVID-19 doses administered for the past 2 weeks

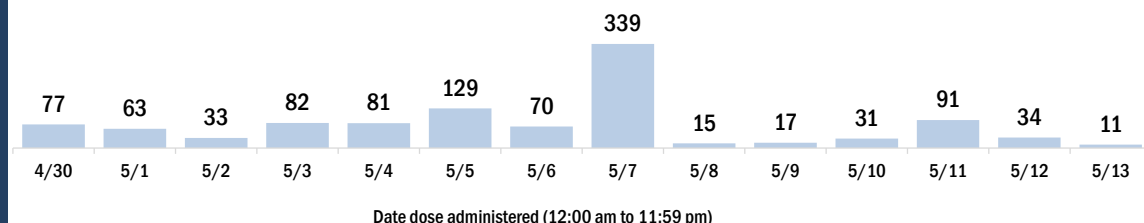


## Persons vaccinated for COVID-19 for the past 2 weeks

### Number of persons who received their first dose of a two-dose series of the COVID-19 vaccine



### Number of persons who completed the COVID-19 vaccine series





# COVID-19: Liberty County vaccine summary

Vaccination data through May 13, 2021 as of May 14, 2021 at 12:05 AM

Data in this report are provisional and subject to change.

Data in this summary pertain to COVID-19 vaccines approved by the U.S. Food and Drug Administration and have been issued an Emergency Use Authorization (Janssen COVID-19 Vaccine, Moderna COVID-19 Vaccine and Pfizer-BioNTech COVID-19 Vaccine). These data summarize the number of people who have received either their first dose or have completed the series for a COVID-19 vaccine. **A person can only be counted in one category, first dose or series complete.** For persons receiving Moderna or Pfizer vaccines, once they receive their second dose, they are moved from the first dose column to the series completed column. **Because of this, the total first dose category may show a change from report to report not matching the total receiving their first dose from the previous day.** Persons receiving Johnson & Johnson vaccines will always be counted in the series completed column.

## COVID-19 doses for vaccinated persons in Florida

**Doses administered** 3,307

People receiving one dose of a 1-dose series (Johnson & Johnson) or receiving only one dose of a 2-dose series (Moderna, Pfizer) count once. Persons receiving both doses of a 2-dose series count twice.

## Current status of persons vaccinated for COVID-19 in Florida

**Total people vaccinated** 2,028

First dose 662

Series completed 1,366

Completed 1-dose series 87

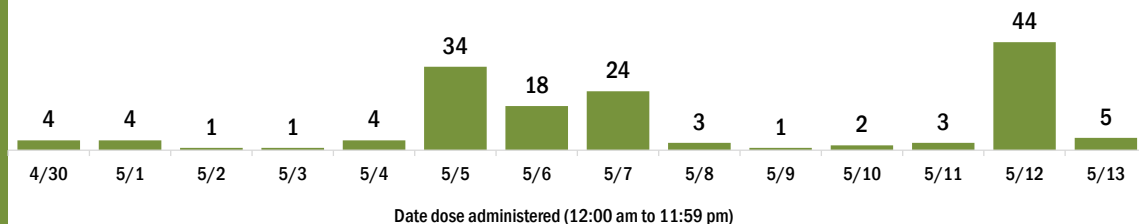
Completed 2-dose series 1,279

**First dose:** current number of people who have only received their first dose of the Moderna or Pfizer vaccine.

**Series complete:** current number of people who have received both Moderna or Pfizer vaccine doses or one Johnson & Johnson dose and are considered fully immunized.

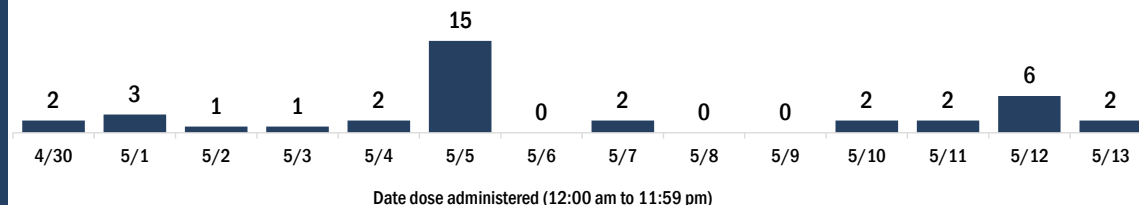
Demographic summary	First dose	Series complete	Total people vaccinated
<b>Age group</b>	662	1,366	2,028
16-24 years	22	33	55
25-34 years	97	49	146
35-44 years	141	104	245
45-54 years	161	141	302
55-64 years	150	329	479
65-74 years	66	425	491
75-84 years	21	226	247
85+ years	4	59	63
<b>Race</b>	662	1,366	2,028
White	207	990	1,197
Black	81	132	213
American Indian/Alaskan	2	11	13
Other	39	105	144
Unknown	333	128	461
<b>Other race</b> includes Asian, native Hawaiian/Pacific Islander, or other.			
<b>Ethnicity</b>	662	1,366	2,028
Hispanic	12	21	33
Non-Hispanic	112	756	868
Unknown	538	589	1,127
<b>Gender</b>	662	1,366	2,028
Female	121	733	854
Male	541	633	1,174
Unknown	0	0	0

## COVID-19 doses administered for the past 2 weeks

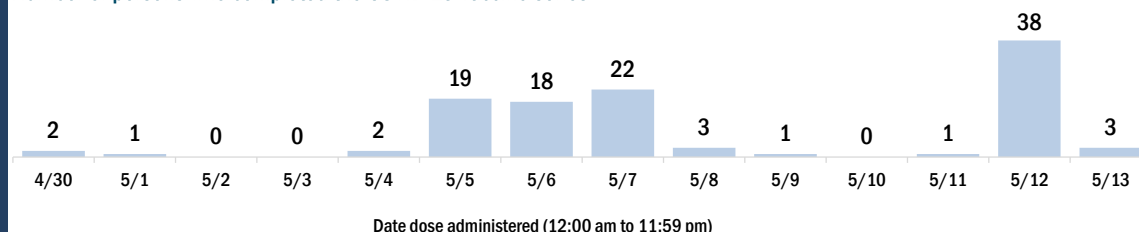


## Persons vaccinated for COVID-19 for the past 2 weeks

### Number of persons who received their first dose of a two-dose series of the COVID-19 vaccine



### Number of persons who completed the COVID-19 vaccine series



# COVID-19: Madison County vaccine summary

Vaccination data through May 13, 2021 as of May 14, 2021 at 12:05 AM

Data in this report are provisional and subject to change.

Data in this summary pertain to COVID-19 vaccines approved by the U.S. Food and Drug Administration and have been issued an Emergency Use Authorization (Janssen COVID-19 Vaccine, Moderna COVID-19 Vaccine and Pfizer-BioNTech COVID-19 Vaccine). These data summarize the number of people who have received either their first dose or have completed the series for a COVID-19 vaccine. **A person can only be counted in one category, first dose or series complete.** For persons receiving Moderna or Pfizer vaccines, once they receive their second dose, they are moved from the first dose column to the series completed column. **Because of this, the total first dose category may show a change from report to report not matching the total receiving their first dose from the previous day.** Persons receiving Johnson & Johnson vaccines will always be counted in the series completed column.

## COVID-19 doses for vaccinated persons in Florida

**Doses administered** 10,143

People receiving one dose of a 1-dose series (Johnson & Johnson) or receiving only one dose of a 2-dose series (Moderna, Pfizer) count once. Persons receiving both doses of a 2-dose series count twice.

## Current status of persons vaccinated for COVID-19 in Florida

**Total people vaccinated** 5,774

First dose 966

Series completed 4,808

Completed 1-dose series 439

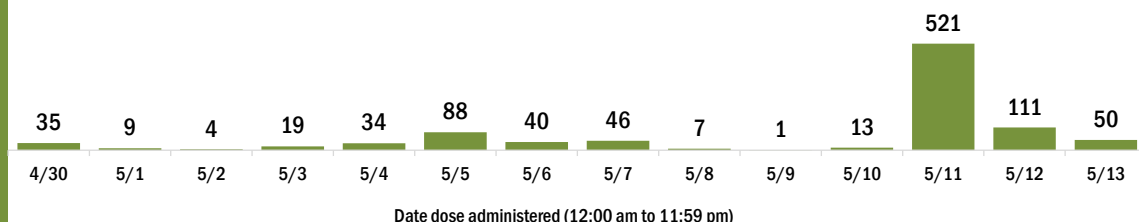
Completed 2-dose series 4,369

**First dose:** current number of people who have only received their first dose of the Moderna or Pfizer vaccine.

**Series complete:** current number of people who have received both Moderna or Pfizer vaccine doses or one Johnson & Johnson dose and are considered fully immunized.

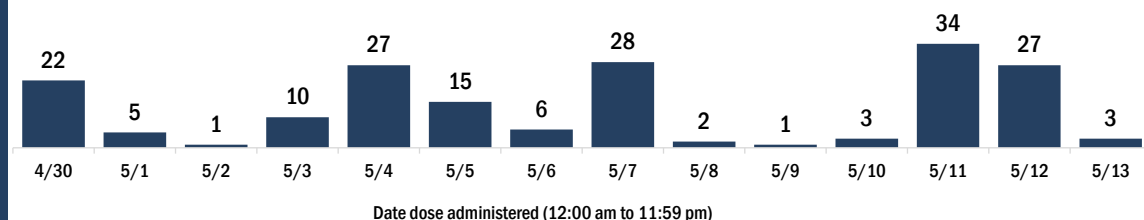
Demographic summary	First dose	Series complete	Total people vaccinated
<b>Age group</b>	966	4,808	5,774
16-24 years	52	94	146
25-34 years	104	206	310
35-44 years	123	404	527
45-54 years	189	589	778
55-64 years	283	1,030	1,313
65-74 years	132	1,490	1,622
75-84 years	60	783	843
85+ years	23	212	235
<b>Race</b>	966	4,808	5,774
White	470	2,704	3,174
Black	324	1,469	1,793
American Indian/Alaskan	1	9	10
Other	81	378	459
Unknown	90	248	338
<b>Other race</b> includes Asian, native Hawaiian/Pacific Islander, or other.			
<b>Ethnicity</b>	966	4,808	5,774
Hispanic	62	211	273
Non-Hispanic	705	2,874	3,579
Unknown	199	1,723	1,922
<b>Gender</b>	966	4,808	5,774
Female	448	2,393	2,841
Male	518	2,415	2,933
Unknown	0	0	0

## COVID-19 doses administered for the past 2 weeks

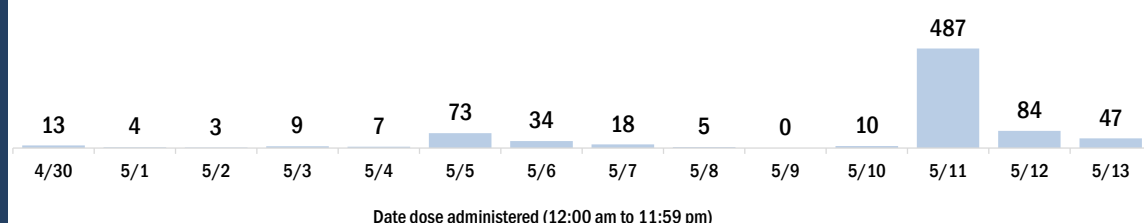


## Persons vaccinated for COVID-19 for the past 2 weeks

### Number of persons who received their first dose of a two-dose series of the COVID-19 vaccine



### Number of persons who completed the COVID-19 vaccine series



# COVID-19: Manatee County vaccine summary

Vaccination data through May 13, 2021 as of May 14, 2021 at 12:05 AM

Data in this report are provisional and subject to change.

Data in this summary pertain to COVID-19 vaccines approved by the U.S. Food and Drug Administration and have been issued an Emergency Use Authorization (Janssen COVID-19 Vaccine, Moderna COVID-19 Vaccine and Pfizer-BioNTech COVID-19 Vaccine). These data summarize the number of people who have received either their first dose or have completed the series for a COVID-19 vaccine. **A person can only be counted in one category, first dose or series complete.** For persons receiving Moderna or Pfizer vaccines, once they receive their second dose, they are moved from the first dose column to the series completed column. **Because of this, the total first dose category may show a change from report to report not matching the total receiving their first dose from the previous day.** Persons receiving Johnson & Johnson vaccines will always be counted in the series completed column.

## COVID-19 doses for vaccinated persons in Florida

**Doses administered** 314,178

People receiving one dose of a 1-dose series (Johnson & Johnson) or receiving only one dose of a 2-dose series (Moderna, Pfizer) count once. Persons receiving both doses of a 2-dose series count twice.

## Current status of persons vaccinated for COVID-19 in Florida

**Total people vaccinated** 178,147

First dose 34,716

Series completed 143,431

Completed 1-dose series 7,400

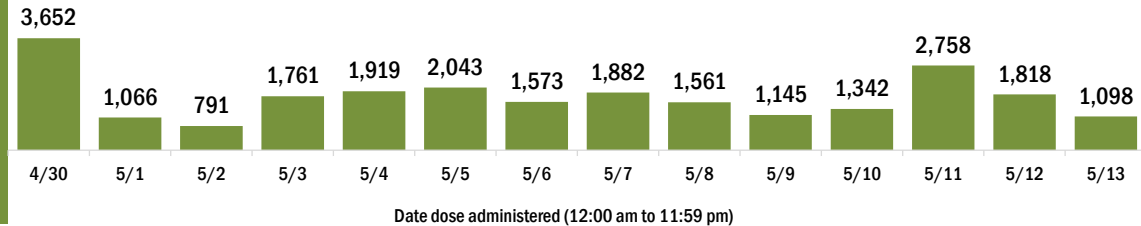
Completed 2-dose series 136,031

**First dose:** current number of people who have only received their first dose of the Moderna or Pfizer vaccine.

**Series complete:** current number of people who have received both Moderna or Pfizer vaccine doses or one Johnson & Johnson dose and are considered fully immunized.

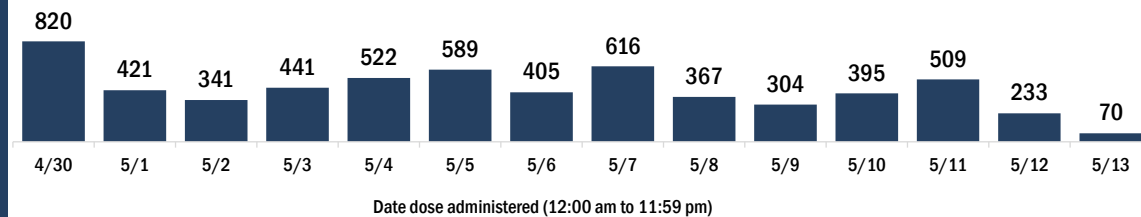
Demographic summary	First dose	Series complete	Total people vaccinated
<b>Age group</b>	<b>34,716</b>	<b>143,431</b>	<b>178,147</b>
16-24 years	2,970	4,421	7,391
25-34 years	3,255	7,070	10,325
35-44 years	3,891	10,025	13,916
45-54 years	4,879	15,652	20,531
55-64 years	6,520	29,012	35,532
65-74 years	7,054	44,218	51,272
75-84 years	4,418	25,243	29,661
85+ years	1,729	7,790	9,519
<b>Race</b>	<b>34,716</b>	<b>143,431</b>	<b>178,147</b>
White	23,538	109,376	132,914
Black	1,429	4,595	6,024
American Indian/Alaskan	162	564	726
Other	3,200	10,950	14,150
Unknown	6,387	17,946	24,333
<b>Other race</b> includes Asian, native Hawaiian/Pacific Islander, or other.			
<b>Ethnicity</b>	<b>34,716</b>	<b>143,431</b>	<b>178,147</b>
Hispanic	3,777	8,690	12,467
Non-Hispanic	17,798	87,000	104,798
Unknown	13,141	47,741	60,882
<b>Gender</b>	<b>34,716</b>	<b>143,431</b>	<b>178,147</b>
Female	18,487	79,408	97,895
Male	16,118	63,941	80,059
Unknown	111	82	193

## COVID-19 doses administered for the past 2 weeks

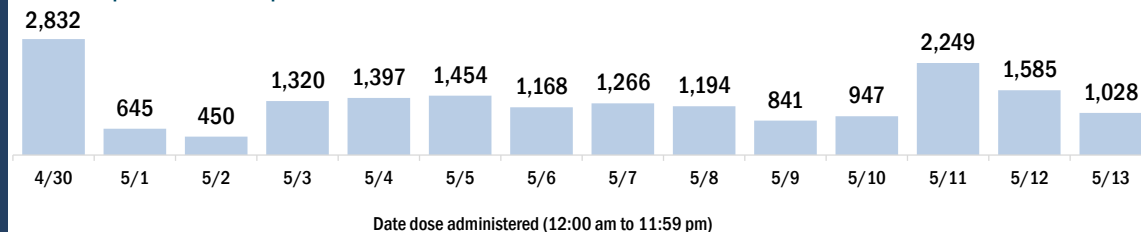


## Persons vaccinated for COVID-19 for the past 2 weeks

### Number of persons who received their first dose of a two-dose series of the COVID-19 vaccine



### Number of persons who completed the COVID-19 vaccine series



# COVID-19: Marion County vaccine summary

Vaccination data through May 13, 2021 as of May 14, 2021 at 12:05 AM

Data in this report are provisional and subject to change.

Data in this summary pertain to COVID-19 vaccines approved by the U.S. Food and Drug Administration and have been issued an Emergency Use Authorization (Janssen COVID-19 Vaccine, Moderna COVID-19 Vaccine and Pfizer-BioNTech COVID-19 Vaccine). These data summarize the number of people who have received either their first dose or have completed the series for a COVID-19 vaccine. **A person can only be counted in one category, first dose or series complete.** For persons receiving Moderna or Pfizer vaccines, once they receive their second dose, they are moved from the first dose column to the series completed column. **Because of this, the total first dose category may show a change from report to report not matching the total receiving their first dose from the previous day.** Persons receiving Johnson & Johnson vaccines will always be counted in the series completed column.

## COVID-19 doses for vaccinated persons in Florida

**Doses administered** 250,688

People receiving one dose of a 1-dose series (Johnson & Johnson) or receiving only one dose of a 2-dose series (Moderna, Pfizer) count once. Persons receiving both doses of a 2-dose series count twice.

## Current status of persons vaccinated for COVID-19 in Florida

**Total people vaccinated** 140,094

First dose 23,679

Series completed 116,415

Completed 1-dose series 5,821

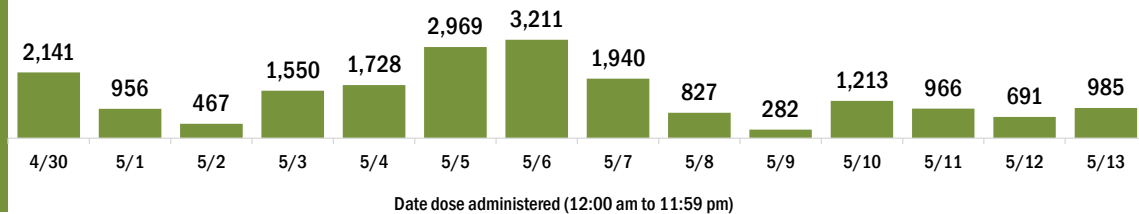
Completed 2-dose series 110,594

**First dose:** current number of people who have only received their first dose of the Moderna or Pfizer vaccine.

**Series complete:** current number of people who have received both Moderna or Pfizer vaccine doses or one Johnson & Johnson dose and are considered fully immunized.

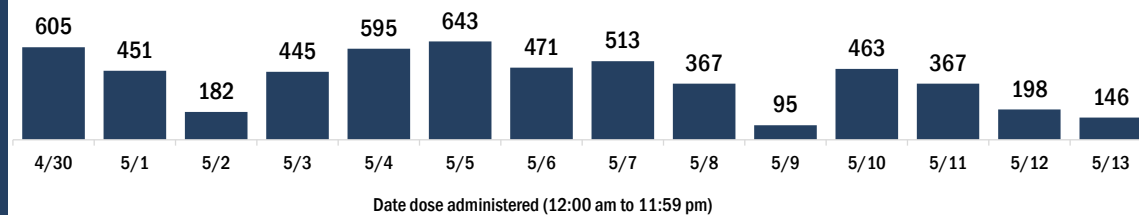
Demographic summary	First dose	Series complete	Total people vaccinated
<b>Age group</b>	<b>23,679</b>	<b>116,415</b>	<b>140,094</b>
16-24 years	2,077	3,353	5,430
25-34 years	2,270	5,247	7,517
35-44 years	2,736	7,419	10,155
45-54 years	3,491	11,252	14,743
55-64 years	5,063	21,414	26,477
65-74 years	4,149	36,467	40,616
75-84 years	2,744	24,258	27,002
85+ years	1,149	7,005	8,154
<b>Race</b>	<b>23,679</b>	<b>116,415</b>	<b>140,094</b>
White	14,196	80,950	95,146
Black	2,002	8,199	10,201
American Indian/Alaskan	103	449	552
Other	2,965	10,782	13,747
Unknown	4,413	16,035	20,448
<b>Other race</b> includes Asian, native Hawaiian/Pacific Islander, or other.			
<b>Ethnicity</b>	<b>23,679</b>	<b>116,415</b>	<b>140,094</b>
Hispanic	3,198	9,484	12,682
Non-Hispanic	11,460	72,081	83,541
Unknown	9,021	34,850	43,871
<b>Gender</b>	<b>23,679</b>	<b>116,415</b>	<b>140,094</b>
Female	13,101	66,224	79,325
Male	10,531	50,147	60,678
Unknown	47	44	91

## COVID-19 doses administered for the past 2 weeks

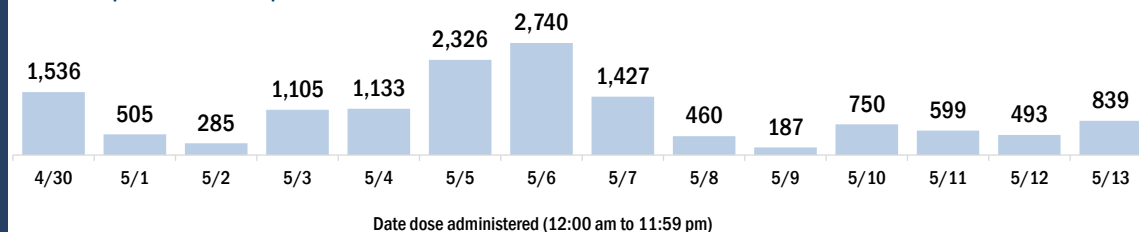


## Persons vaccinated for COVID-19 for the past 2 weeks

### Number of persons who received their first dose of a two-dose series of the COVID-19 vaccine



### Number of persons who completed the COVID-19 vaccine series



# COVID-19: Martin County vaccine summary

Vaccination data through May 13, 2021 as of May 14, 2021 at 12:05 AM

Data in this report are provisional and subject to change.

Data in this summary pertain to COVID-19 vaccines approved by the U.S. Food and Drug Administration and have been issued an Emergency Use Authorization (Janssen COVID-19 Vaccine, Moderna COVID-19 Vaccine and Pfizer-BioNTech COVID-19 Vaccine). These data summarize the number of people who have received either their first dose or have completed the series for a COVID-19 vaccine. **A person can only be counted in one category, first dose or series complete.** For persons receiving Moderna or Pfizer vaccines, once they receive their second dose, they are moved from the first dose column to the series completed column. **Because of this, the total first dose category may show a change from report to report not matching the total receiving their first dose from the previous day.** Persons receiving Johnson & Johnson vaccines will always be counted in the series completed column.

## COVID-19 doses for vaccinated persons in Florida

**Doses administered** 136,690

People receiving one dose of a 1-dose series (Johnson & Johnson) or receiving only one dose of a 2-dose series (Moderna, Pfizer) count once. Persons receiving both doses of a 2-dose series count twice.

## Current status of persons vaccinated for COVID-19 in Florida

**Total people vaccinated** 78,631

First dose 16,889

Series completed 61,742

Completed 1-dose series 3,683

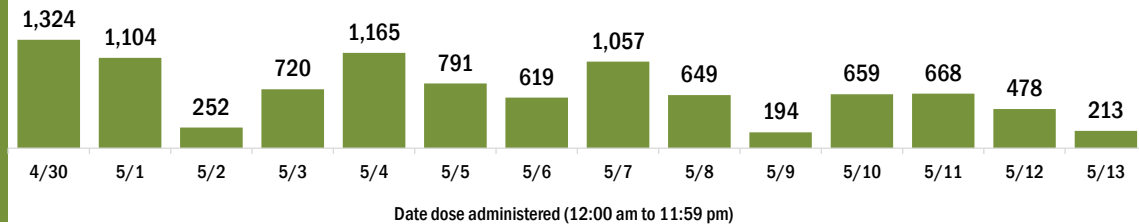
Completed 2-dose series 58,059

**First dose:** current number of people who have only received their first dose of the Moderna or Pfizer vaccine.

**Series complete:** current number of people who have received both Moderna or Pfizer vaccine doses or one Johnson & Johnson dose and are considered fully immunized.

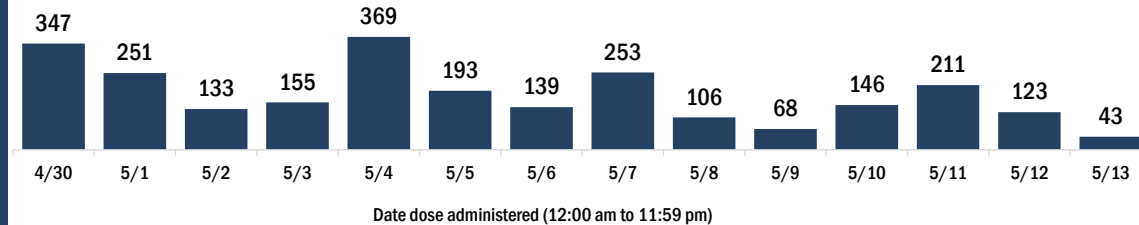
Demographic summary	First dose	Series complete	Total people vaccinated
<b>Age group</b>	<b>16,889</b>	<b>61,742</b>	<b>78,631</b>
16-24 years	1,217	1,506	2,723
25-34 years	1,393	2,018	3,411
35-44 years	1,819	3,329	5,148
45-54 years	2,473	5,480	7,953
55-64 years	4,024	12,145	16,169
65-74 years	3,048	19,245	22,293
75-84 years	2,017	13,258	15,275
85+ years	898	4,761	5,659
<b>Race</b>	<b>16,889</b>	<b>61,742</b>	<b>78,631</b>
White	11,840	42,210	54,050
Black	779	1,257	2,036
American Indian/Alaskan	62	118	180
Other	1,292	4,376	5,668
Unknown	2,916	13,781	16,697
<b>Other race</b> includes Asian, native Hawaiian/Pacific Islander, or other.			
<b>Ethnicity</b>	<b>16,889</b>	<b>61,742</b>	<b>78,631</b>
Hispanic	1,440	2,546	3,986
Non-Hispanic	8,390	27,681	36,071
Unknown	7,059	31,515	38,574
<b>Gender</b>	<b>16,889</b>	<b>61,742</b>	<b>78,631</b>
Female	8,534	34,538	43,072
Male	8,338	27,185	35,523
Unknown	17	19	36

## COVID-19 doses administered for the past 2 weeks

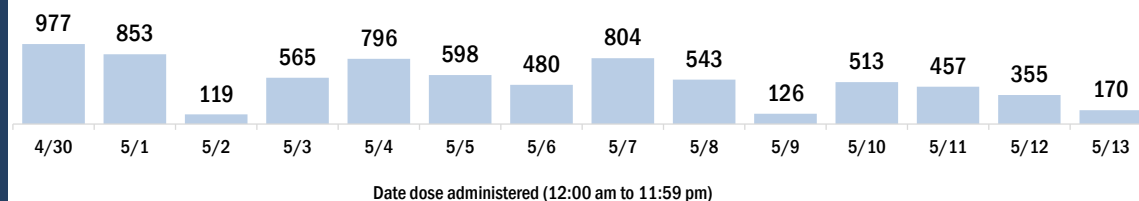


## Persons vaccinated for COVID-19 for the past 2 weeks

### Number of persons who received their first dose of a two-dose series of the COVID-19 vaccine



### Number of persons who completed the COVID-19 vaccine series



# COVID-19: Monroe County vaccine summary

Vaccination data through May 13, 2021 as of May 14, 2021 at 12:05 AM

Data in this report are provisional and subject to change.

Data in this summary pertain to COVID-19 vaccines approved by the U.S. Food and Drug Administration and have been issued an Emergency Use Authorization (Janssen COVID-19 Vaccine, Moderna COVID-19 Vaccine and Pfizer-BioNTech COVID-19 Vaccine). These data summarize the number of people who have received either their first dose or have completed the series for a COVID-19 vaccine. **A person can only be counted in one category, first dose or series complete.** For persons receiving Moderna or Pfizer vaccines, once they receive their second dose, they are moved from the first dose column to the series completed column. **Because of this, the total first dose category may show a change from report to report not matching the total receiving their first dose from the previous day.** Persons receiving Johnson & Johnson vaccines will always be counted in the series completed column.

## COVID-19 doses for vaccinated persons in Florida

**Doses administered** 65,521

People receiving one dose of a 1-dose series (Johnson & Johnson) or receiving only one dose of a 2-dose series (Moderna, Pfizer) count once. Persons receiving both doses of a 2-dose series count twice.

## Current status of persons vaccinated for COVID-19 in Florida

**Total people vaccinated** 39,389

First dose 10,474

Series completed 28,915

Completed 1-dose series 2,783

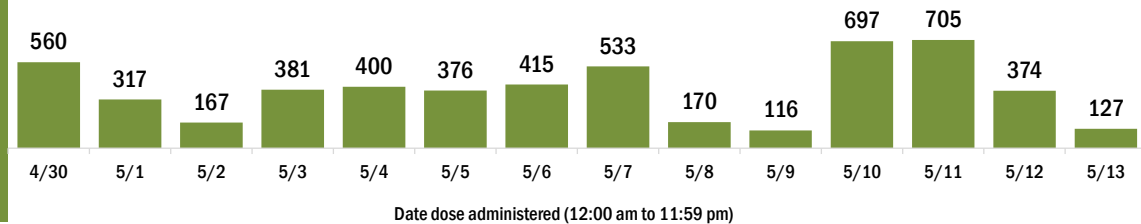
Completed 2-dose series 26,132

**First dose:** current number of people who have only received their first dose of the Moderna or Pfizer vaccine.

**Series complete:** current number of people who have received both Moderna or Pfizer vaccine doses or one Johnson & Johnson dose and are considered fully immunized.

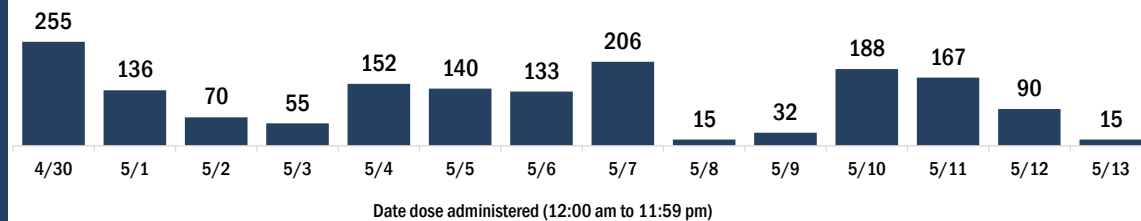
Demographic summary	First dose	Series complete	Total people vaccinated
<b>Age group</b>	<b>10,474</b>	<b>28,915</b>	<b>39,389</b>
16-24 years	771	718	1,489
25-34 years	1,314	1,374	2,688
35-44 years	1,572	2,245	3,817
45-54 years	1,954	3,656	5,610
55-64 years	2,457	6,912	9,369
65-74 years	1,659	9,076	10,735
75-84 years	594	3,961	4,555
85+ years	153	973	1,126
<b>Race</b>	<b>10,474</b>	<b>28,915</b>	<b>39,389</b>
White	6,841	20,954	27,795
Black	314	607	921
American Indian/Alaskan	41	104	145
Other	800	1,624	2,424
Unknown	2,478	5,626	8,104
<b>Other race</b> includes Asian, native Hawaiian/Pacific Islander, or other.			
<b>Ethnicity</b>	<b>10,474</b>	<b>28,915</b>	<b>39,389</b>
Hispanic	1,742	2,931	4,673
Non-Hispanic	4,721	16,124	20,845
Unknown	4,011	9,860	13,871
<b>Gender</b>	<b>10,474</b>	<b>28,915</b>	<b>39,389</b>
Female	5,154	14,947	20,101
Male	5,310	13,966	19,276
Unknown	10	2	12

## COVID-19 doses administered for the past 2 weeks

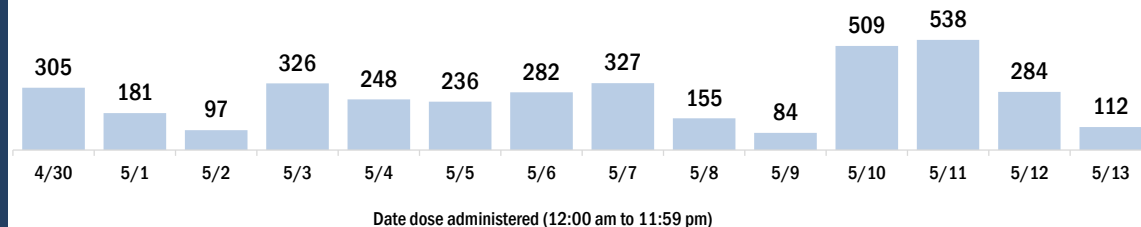


## Persons vaccinated for COVID-19 for the past 2 weeks

### Number of persons who received their first dose of a two-dose series of the COVID-19 vaccine



### Number of persons who completed the COVID-19 vaccine series



# COVID-19: Nassau County vaccine summary

Vaccination data through May 13, 2021 as of May 14, 2021 at 12:05 AM

Data in this report are provisional and subject to change.

Data in this summary pertain to COVID-19 vaccines approved by the U.S. Food and Drug Administration and have been issued an Emergency Use Authorization (Janssen COVID-19 Vaccine, Moderna COVID-19 Vaccine and Pfizer-BioNTech COVID-19 Vaccine). These data summarize the number of people who have received either their first dose or have completed the series for a COVID-19 vaccine. **A person can only be counted in one category, first dose or series complete.** For persons receiving Moderna or Pfizer vaccines, once they receive their second dose, they are moved from the first dose column to the series completed column. **Because of this, the total first dose category may show a change from report to report not matching the total receiving their first dose from the previous day.** Persons receiving Johnson & Johnson vaccines will always be counted in the series completed column.

## COVID-19 doses for vaccinated persons in Florida

**Doses administered** 63,538

People receiving one dose of a 1-dose series (Johnson & Johnson) or receiving only one dose of a 2-dose series (Moderna, Pfizer) count once. Persons receiving both doses of a 2-dose series count twice.

## Current status of persons vaccinated for COVID-19 in Florida

**Total people vaccinated** 34,861

First dose 3,824

Series completed 31,037

Completed 1-dose series 2,360

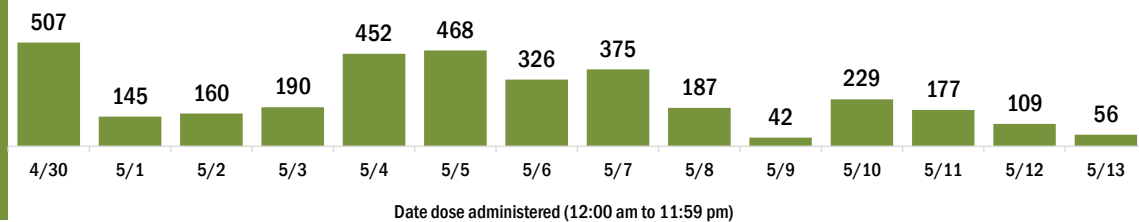
Completed 2-dose series 28,677

**First dose:** current number of people who have only received their first dose of the Moderna or Pfizer vaccine.

**Series complete:** current number of people who have received both Moderna or Pfizer vaccine doses or one Johnson & Johnson dose and are considered fully immunized.

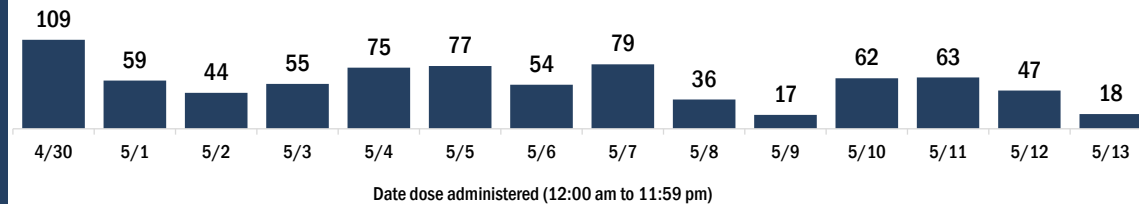
Demographic summary	First dose	Series complete	Total people vaccinated
<b>Age group</b>	<b>3,824</b>	<b>31,037</b>	<b>34,861</b>
16-24 years	426	1,009	1,435
25-34 years	401	1,391	1,792
35-44 years	459	2,311	2,770
45-54 years	568	3,476	4,044
55-64 years	715	7,070	7,785
65-74 years	721	9,728	10,449
75-84 years	402	4,705	5,107
85+ years	132	1,347	1,479
<b>Race</b>	<b>3,824</b>	<b>31,037</b>	<b>34,861</b>
White	2,726	25,220	27,946
Black	202	1,453	1,655
American Indian/Alaskan	17	123	140
Other	243	1,570	1,813
Unknown	636	2,671	3,307
<b>Other race</b> includes Asian, native Hawaiian/Pacific Islander, or other.			
<b>Ethnicity</b>	<b>3,824</b>	<b>31,037</b>	<b>34,861</b>
Hispanic	171	876	1,047
Non-Hispanic	2,413	24,439	26,852
Unknown	1,240	5,722	6,962
<b>Gender</b>	<b>3,824</b>	<b>31,037</b>	<b>34,861</b>
Female	2,031	17,278	19,309
Male	1,786	13,757	15,543
Unknown	7	2	9

## COVID-19 doses administered for the past 2 weeks

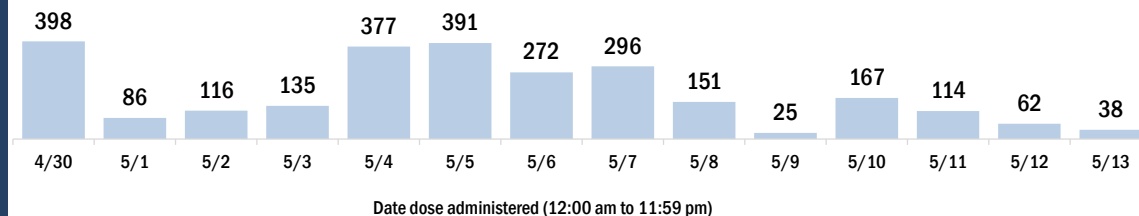


## Persons vaccinated for COVID-19 for the past 2 weeks

### Number of persons who received their first dose of a two-dose series of the COVID-19 vaccine



### Number of persons who completed the COVID-19 vaccine series





# COVID-19: Okaloosa County vaccine summary

Vaccination data through May 13, 2021 as of May 14, 2021 at 12:05 AM

Data in this report are provisional and subject to change.

Data in this summary pertain to COVID-19 vaccines approved by the U.S. Food and Drug Administration and have been issued an Emergency Use Authorization (Janssen COVID-19 Vaccine, Moderna COVID-19 Vaccine and Pfizer-BioNTech COVID-19 Vaccine). These data summarize the number of people who have received either their first dose or have completed the series for a COVID-19 vaccine. **A person can only be counted in one category, first dose or series complete.** For persons receiving Moderna or Pfizer vaccines, once they receive their second dose, they are moved from the first dose column to the series completed column. **Because of this, the total first dose category may show a change from report to report not matching the total receiving their first dose from the previous day.** Persons receiving Johnson & Johnson vaccines will always be counted in the series completed column.

## COVID-19 doses for vaccinated persons in Florida

**Doses administered** 112,400

People receiving one dose of a 1-dose series (Johnson & Johnson) or receiving only one dose of a 2-dose series (Moderna, Pfizer) count once. Persons receiving both doses of a 2-dose series count twice.

## Current status of persons vaccinated for COVID-19 in Florida

**Total people vaccinated** 64,168

First dose 11,322

Series completed 52,846

Completed 1-dose series 4,614

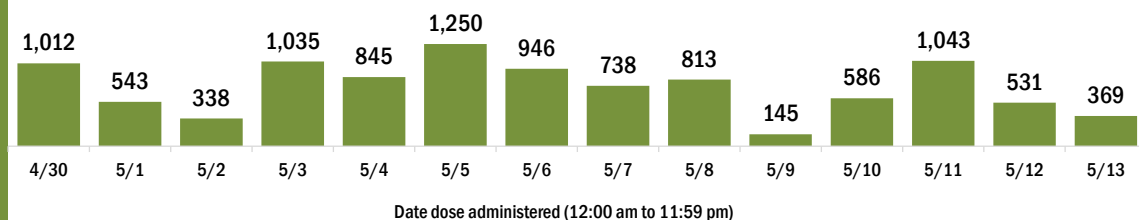
Completed 2-dose series 48,232

**First dose:** current number of people who have only received their first dose of the Moderna or Pfizer vaccine.

**Series complete:** current number of people who have received both Moderna or Pfizer vaccine doses or one Johnson & Johnson dose and are considered fully immunized.

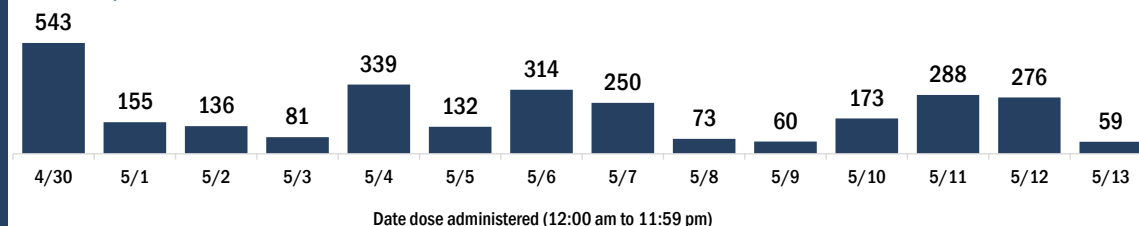
Demographic summary	First dose	Series complete	Total people vaccinated
<b>Age group</b>	<b>11,322</b>	<b>52,846</b>	<b>64,168</b>
16-24 years	1,207	2,038	3,245
25-34 years	1,687	3,517	5,204
35-44 years	1,679	4,866	6,545
45-54 years	1,653	6,217	7,870
55-64 years	2,173	11,992	14,165
65-74 years	1,617	13,933	15,550
75-84 years	955	7,538	8,493
85+ years	351	2,745	3,096
<b>Race</b>	<b>11,322</b>	<b>52,846</b>	<b>64,168</b>
White	6,258	36,511	42,769
Black	674	2,949	3,623
American Indian/Alaskan	73	234	307
Other	1,251	4,947	6,198
Unknown	3,066	8,205	11,271
<b>Other race</b> includes Asian, native Hawaiian/Pacific Islander, or other.			
<b>Ethnicity</b>	<b>11,322</b>	<b>52,846</b>	<b>64,168</b>
Hispanic	802	2,209	3,011
Non-Hispanic	5,399	33,239	38,638
Unknown	5,121	17,398	22,519
<b>Gender</b>	<b>11,322</b>	<b>52,846</b>	<b>64,168</b>
Female	6,143	29,746	35,889
Male	5,054	23,071	28,125
Unknown	125	29	154

## COVID-19 doses administered for the past 2 weeks

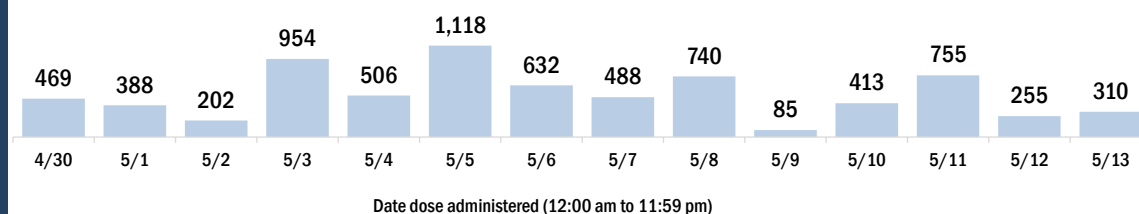


## Persons vaccinated for COVID-19 for the past 2 weeks

### Number of persons who received their first dose of a two-dose series of the COVID-19 vaccine



### Number of persons who completed the COVID-19 vaccine series



# COVID-19: Okeechobee County vaccine summary

Vaccination data through May 13, 2021 as of May 14, 2021 at 12:05 AM

Data in this report are provisional and subject to change.

Data in this summary pertain to COVID-19 vaccines approved by the U.S. Food and Drug Administration and have been issued an Emergency Use Authorization (Janssen COVID-19 Vaccine, Moderna COVID-19 Vaccine and Pfizer-BioNTech COVID-19 Vaccine). These data summarize the number of people who have received either their first dose or have completed the series for a COVID-19 vaccine. **A person can only be counted in one category, first dose or series complete.** For persons receiving Moderna or Pfizer vaccines, once they receive their second dose, they are moved from the first dose column to the series completed column. **Because of this, the total first dose category may show a change from report to report not matching the total receiving their first dose from the previous day.** Persons receiving Johnson & Johnson vaccines will always be counted in the series completed column.

## COVID-19 doses for vaccinated persons in Florida

**Doses administered** 22,097

People receiving one dose of a 1-dose series (Johnson & Johnson) or receiving only one dose of a 2-dose series (Moderna, Pfizer) count once. Persons receiving both doses of a 2-dose series count twice.

## Current status of persons vaccinated for COVID-19 in Florida

**Total people vaccinated** 12,500

First dose 2,179

Series completed 10,321

Completed 1-dose series 724

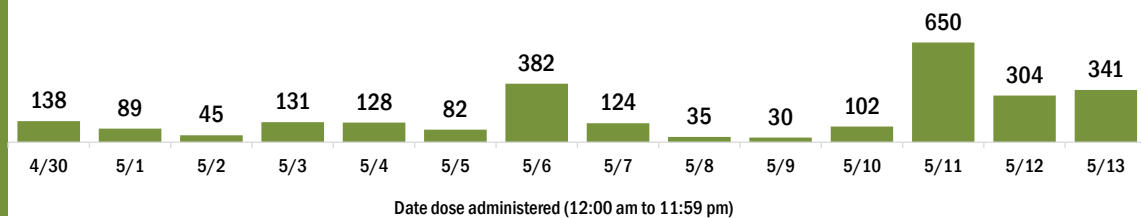
Completed 2-dose series 9,597

**First dose:** current number of people who have only received their first dose of the Moderna or Pfizer vaccine.

**Series complete:** current number of people who have received both Moderna or Pfizer vaccine doses or one Johnson & Johnson dose and are considered fully immunized.

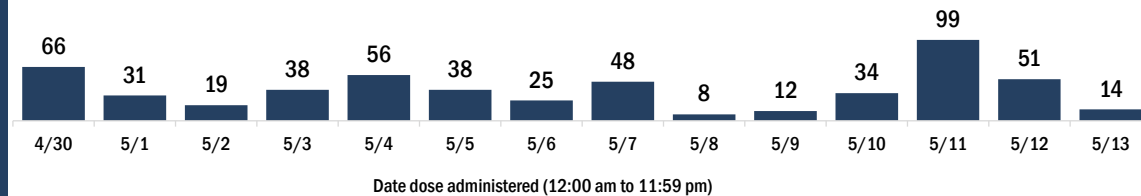
Demographic summary	First dose	Series complete	Total people vaccinated
<b>Age group</b>	<b>2,179</b>	<b>10,321</b>	<b>12,500</b>
16-24 years	166	247	413
25-34 years	247	500	747
35-44 years	274	734	1,008
45-54 years	360	1,120	1,480
55-64 years	534	1,936	2,470
65-74 years	334	3,183	3,517
75-84 years	211	2,035	2,246
85+ years	53	566	619
<b>Race</b>	<b>2,179</b>	<b>10,321</b>	<b>12,500</b>
White	1,425	7,807	9,232
Black	89	297	386
American Indian/Alaskan	7	46	53
Other	236	853	1,089
Unknown	422	1,318	1,740
<b>Other race</b> includes Asian, native Hawaiian/Pacific Islander, or other.			
<b>Ethnicity</b>	<b>2,179</b>	<b>10,321</b>	<b>12,500</b>
Hispanic	465	1,217	1,682
Non-Hispanic	970	6,639	7,609
Unknown	744	2,465	3,209
<b>Gender</b>	<b>2,179</b>	<b>10,321</b>	<b>12,500</b>
Female	993	5,323	6,316
Male	1,179	4,998	6,177
Unknown	7	0	7

## COVID-19 doses administered for the past 2 weeks

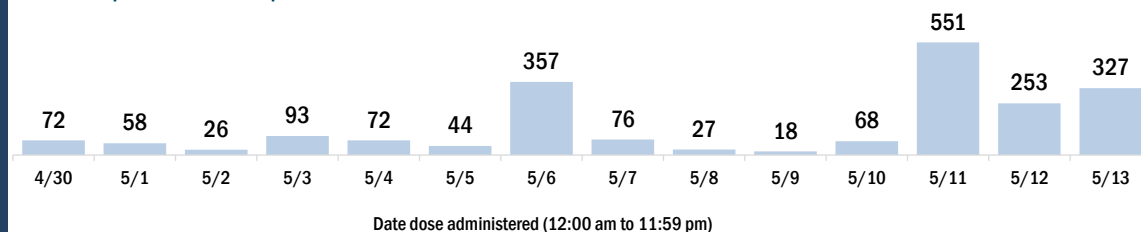


## Persons vaccinated for COVID-19 for the past 2 weeks

### Number of persons who received their first dose of a two-dose series of the COVID-19 vaccine



### Number of persons who completed the COVID-19 vaccine series



# COVID-19: Orange County vaccine summary

Vaccination data through May 13, 2021 as of May 14, 2021 at 12:05 AM

Data in this report are provisional and subject to change.

Data in this summary pertain to COVID-19 vaccines approved by the U.S. Food and Drug Administration and have been issued an Emergency Use Authorization (Janssen COVID-19 Vaccine, Moderna COVID-19 Vaccine and Pfizer-BioNTech COVID-19 Vaccine). These data summarize the number of people who have received either their first dose or have completed the series for a COVID-19 vaccine. **A person can only be counted in one category, first dose or series complete.** For persons receiving Moderna or Pfizer vaccines, once they receive their second dose, they are moved from the first dose column to the series completed column. **Because of this, the total first dose category may show a change from report to report not matching the total receiving their first dose from the previous day.** Persons receiving Johnson & Johnson vaccines will always be counted in the series completed column.

## COVID-19 doses for vaccinated persons in Florida

**Doses administered** 984,047

People receiving one dose of a 1-dose series (Johnson & Johnson) or receiving only one dose of a 2-dose series (Moderna, Pfizer) count once. Persons receiving both doses of a 2-dose series count twice.

## Current status of persons vaccinated for COVID-19 in Florida

**Total people vaccinated** 587,203

First dose 126,925

Series completed 460,278

Completed 1-dose series 63,434

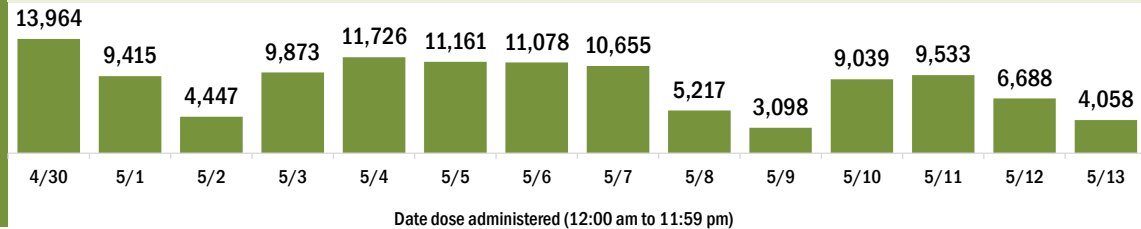
Completed 2-dose series 396,844

**First dose:** current number of people who have only received their first dose of the Moderna or Pfizer vaccine.

**Series complete:** current number of people who have received both Moderna or Pfizer vaccine doses or one Johnson & Johnson dose and are considered fully immunized.

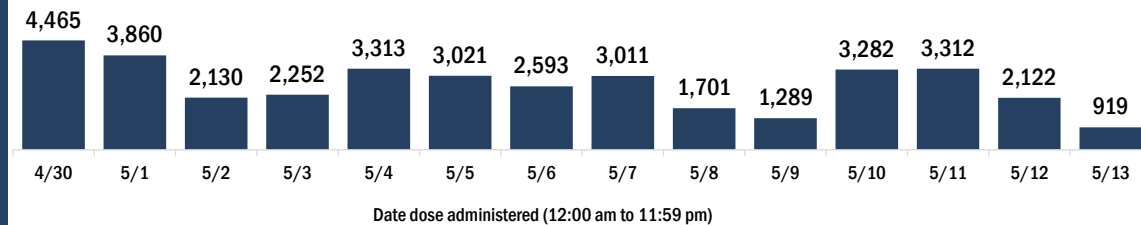
Demographic summary	First dose	Series complete	Total people vaccinated
<b>Age group</b>	126,925	460,278	587,203
16-24 years	21,200	37,997	59,197
25-34 years	24,928	57,997	82,925
35-44 years	24,338	72,446	96,784
45-54 years	21,428	81,231	102,659
55-64 years	17,379	88,132	105,511
65-74 years	9,538	75,813	85,351
75-84 years	4,832	34,449	39,281
85+ years	3,282	12,213	15,495
<b>Race</b>	126,925	460,278	587,203
White	63,289	277,237	340,526
Black	12,304	36,157	48,461
American Indian/Alaskan	568	1,445	2,013
Other	23,629	78,263	101,892
Unknown	27,135	67,176	94,311
<b>Other race</b> includes Asian, native Hawaiian/Pacific Islander, or other.			
<b>Ethnicity</b>	126,925	460,278	587,203
Hispanic	27,623	62,331	89,954
Non-Hispanic	43,995	231,580	275,575
Unknown	55,307	166,367	221,674
<b>Gender</b>	126,925	460,278	587,203
Female	65,086	251,345	316,431
Male	60,139	207,855	267,994
Unknown	1,700	1,078	2,778

## COVID-19 doses administered for the past 2 weeks

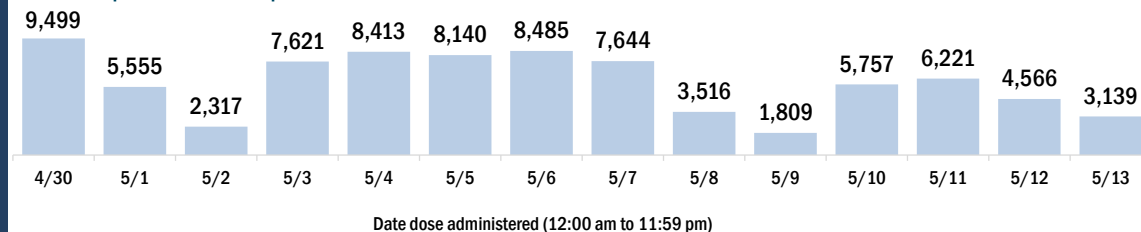


## Persons vaccinated for COVID-19 for the past 2 weeks

### Number of persons who received their first dose of a two-dose series of the COVID-19 vaccine



### Number of persons who completed the COVID-19 vaccine series



# COVID-19: Osceola County vaccine summary

Vaccination data through May 13, 2021 as of May 14, 2021 at 12:05 AM

Data in this report are provisional and subject to change.

Data in this summary pertain to COVID-19 vaccines approved by the U.S. Food and Drug Administration and have been issued an Emergency Use Authorization (Janssen COVID-19 Vaccine, Moderna COVID-19 Vaccine and Pfizer-BioNTech COVID-19 Vaccine). These data summarize the number of people who have received either their first dose or have completed the series for a COVID-19 vaccine. **A person can only be counted in one category, first dose or series complete.** For persons receiving Moderna or Pfizer vaccines, once they receive their second dose, they are moved from the first dose column to the series completed column. **Because of this, the total first dose category may show a change from report to report not matching the total receiving their first dose from the previous day.** Persons receiving Johnson & Johnson vaccines will always be counted in the series completed column.

## COVID-19 doses for vaccinated persons in Florida

**Doses administered** 251,001

People receiving one dose of a 1-dose series (Johnson & Johnson) or receiving only one dose of a 2-dose series (Moderna, Pfizer) count once. Persons receiving both doses of a 2-dose series count twice.

## Current status of persons vaccinated for COVID-19 in Florida

**Total people vaccinated** 150,058

First dose 35,696

Series completed 114,362

Completed 1-dose series 13,419

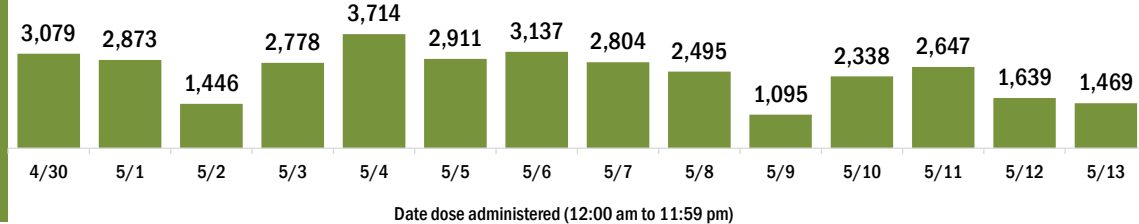
Completed 2-dose series 100,943

**First dose:** current number of people who have only received their first dose of the Moderna or Pfizer vaccine.

**Series complete:** current number of people who have received both Moderna or Pfizer vaccine doses or one Johnson & Johnson dose and are considered fully immunized.

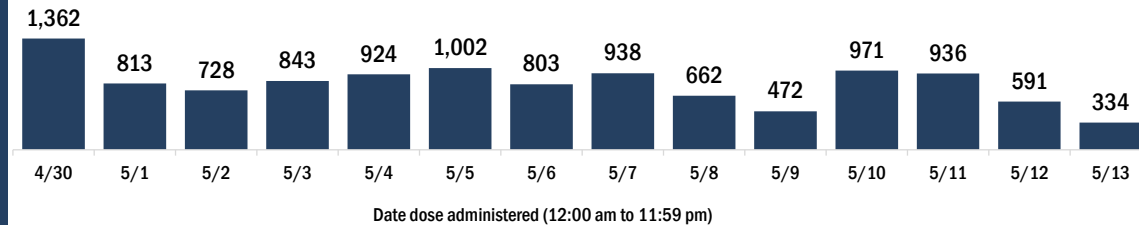
Demographic summary	First dose	Series complete	Total people vaccinated
<b>Age group</b>	<b>35,696</b>	<b>114,362</b>	<b>150,058</b>
16-24 years	5,891	7,581	13,472
25-34 years	5,941	11,376	17,317
35-44 years	6,801	15,574	22,375
45-54 years	6,537	19,961	26,498
55-64 years	5,319	23,149	28,468
65-74 years	3,120	22,888	26,008
75-84 years	1,591	10,742	12,333
85+ years	496	3,091	3,587
<b>Race</b>	<b>35,696</b>	<b>114,362</b>	<b>150,058</b>
White	18,381	68,862	87,243
Black	2,064	6,126	8,190
American Indian/Alaskan	172	520	692
Other	7,008	20,474	27,482
Unknown	8,071	18,380	26,451
<b>Other race</b> includes Asian, native Hawaiian/Pacific Islander, or other.			
<b>Ethnicity</b>	<b>35,696</b>	<b>114,362</b>	<b>150,058</b>
Hispanic	13,545	35,794	49,339
Non-Hispanic	7,898	41,463	49,361
Unknown	14,253	37,105	51,358
<b>Gender</b>	<b>35,696</b>	<b>114,362</b>	<b>150,058</b>
Female	19,014	63,716	82,730
Male	16,620	50,557	67,177
Unknown	62	89	151

## COVID-19 doses administered for the past 2 weeks

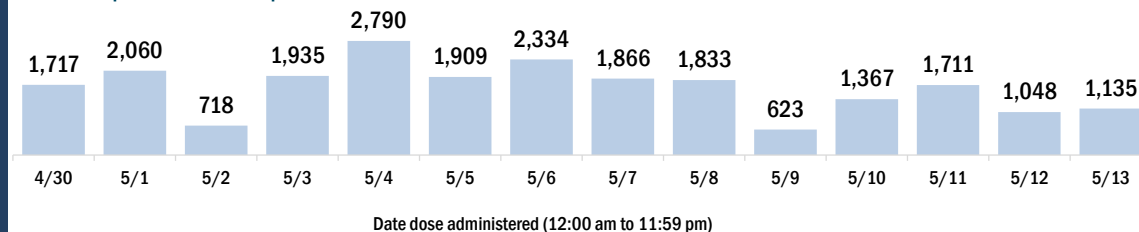


## Persons vaccinated for COVID-19 for the past 2 weeks

### Number of persons who received their first dose of a two-dose series of the COVID-19 vaccine



### Number of persons who completed the COVID-19 vaccine series



# COVID-19: Palm Beach County vaccine summary

Vaccination data through May 13, 2021 as of May 14, 2021 at 12:05 AM

Data in this report are provisional and subject to change.

Data in this summary pertain to COVID-19 vaccines approved by the U.S. Food and Drug Administration and have been issued an Emergency Use Authorization (Janssen COVID-19 Vaccine, Moderna COVID-19 Vaccine and Pfizer-BioNTech COVID-19 Vaccine). These data summarize the number of people who have received either their first dose or have completed the series for a COVID-19 vaccine. **A person can only be counted in one category, first dose or series complete.** For persons receiving Moderna or Pfizer vaccines, once they receive their second dose, they are moved from the first dose column to the series completed column. **Because of this, the total first dose category may show a change from report to report not matching the total receiving their first dose from the previous day.** Persons receiving Johnson & Johnson vaccines will always be counted in the series completed column.

## COVID-19 doses for vaccinated persons in Florida

**Doses administered** 1,193,151

People receiving one dose of a 1-dose series (Johnson & Johnson) or receiving only one dose of a 2-dose series (Moderna, Pfizer) count once. Persons receiving both doses of a 2-dose series count twice.

## Current status of persons vaccinated for COVID-19 in Florida

**Total people vaccinated** 693,310

First dose 146,380

Series completed 546,930

Completed 1-dose series 47,089

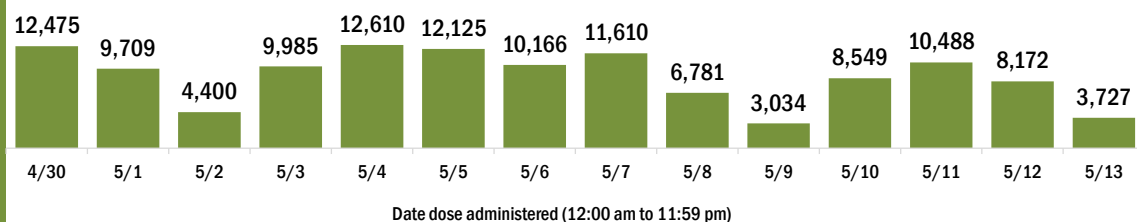
Completed 2-dose series 499,841

**First dose:** current number of people who have only received their first dose of the Moderna or Pfizer vaccine.

**Series complete:** current number of people who have received both Moderna or Pfizer vaccine doses or one Johnson & Johnson dose and are considered fully immunized.

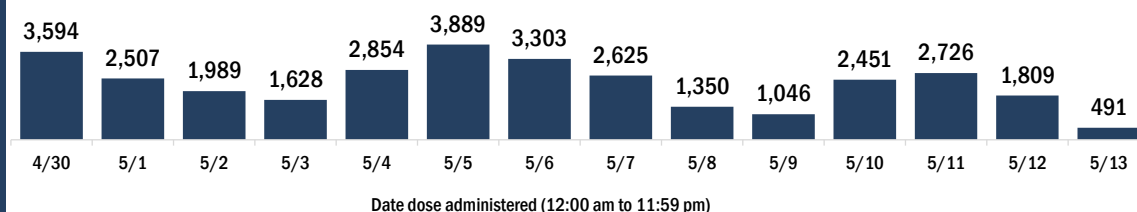
Demographic summary	First dose	Series complete	Total people vaccinated
<b>Age group</b>	<b>146,380</b>	<b>546,930</b>	<b>693,310</b>
16-24 years	14,739	23,960	38,699
25-34 years	17,495	35,531	53,026
35-44 years	20,286	50,550	70,836
45-54 years	23,167	72,793	95,960
55-64 years	25,672	106,380	132,052
65-74 years	22,693	132,902	155,595
75-84 years	15,155	88,793	103,948
85+ years	7,173	36,021	43,194
<b>Race</b>	<b>146,380</b>	<b>546,930</b>	<b>693,310</b>
White	82,812	348,495	431,307
Black	13,464	31,449	44,913
American Indian/Alaskan	716	1,616	2,332
Other	16,456	52,765	69,221
Unknown	32,932	112,605	145,537
<b>Other race</b> includes Asian, native Hawaiian/Pacific Islander, or other.			
<b>Ethnicity</b>	<b>146,380</b>	<b>546,930</b>	<b>693,310</b>
Hispanic	26,519	60,290	86,809
Non-Hispanic	62,223	281,481	343,704
Unknown	57,638	205,159	262,797
<b>Gender</b>	<b>146,380</b>	<b>546,930</b>	<b>693,310</b>
Female	77,275	305,508	382,783
Male	68,597	241,039	309,636
Unknown	508	383	891

## COVID-19 doses administered for the past 2 weeks

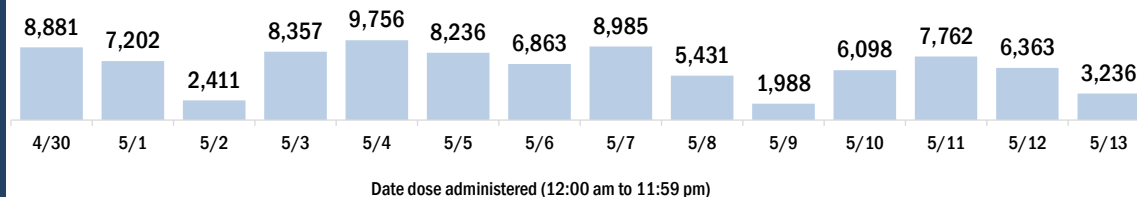


## Persons vaccinated for COVID-19 for the past 2 weeks

### Number of persons who received their first dose of a two-dose series of the COVID-19 vaccine



### Number of persons who completed the COVID-19 vaccine series



# COVID-19: Pasco County vaccine summary

Vaccination data through May 13, 2021 as of May 14, 2021 at 12:05 AM

Data in this report are provisional and subject to change.

Data in this summary pertain to COVID-19 vaccines approved by the U.S. Food and Drug Administration and have been issued an Emergency Use Authorization (Janssen COVID-19 Vaccine, Moderna COVID-19 Vaccine and Pfizer-BioNTech COVID-19 Vaccine). These data summarize the number of people who have received either their first dose or have completed the series for a COVID-19 vaccine. **A person can only be counted in one category, first dose or series complete.** For persons receiving Moderna or Pfizer vaccines, once they receive their second dose, they are moved from the first dose column to the series completed column. **Because of this, the total first dose category may show a change from report to report not matching the total receiving their first dose from the previous day.** Persons receiving Johnson & Johnson vaccines will always be counted in the series completed column.

## COVID-19 doses for vaccinated persons in Florida

**Doses administered** 369,147

People receiving one dose of a 1-dose series (Johnson & Johnson) or receiving only one dose of a 2-dose series (Moderna, Pfizer) count once. Persons receiving both doses of a 2-dose series count twice.

## Current status of persons vaccinated for COVID-19 in Florida

**Total people vaccinated** 213,928

First dose 44,232

Series completed 169,696

Completed 1-dose series 14,477

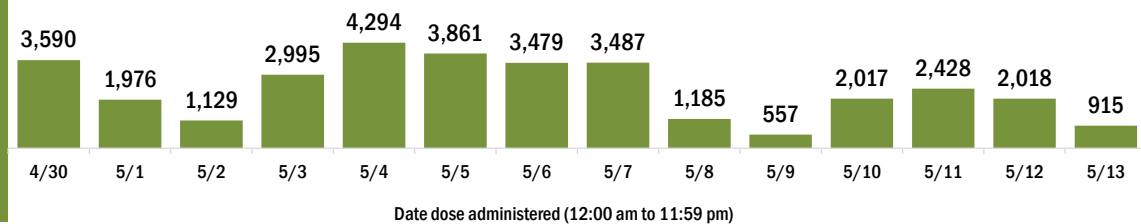
Completed 2-dose series 155,219

**First dose:** current number of people who have only received their first dose of the Moderna or Pfizer vaccine.

**Series complete:** current number of people who have received both Moderna or Pfizer vaccine doses or one Johnson & Johnson dose and are considered fully immunized.

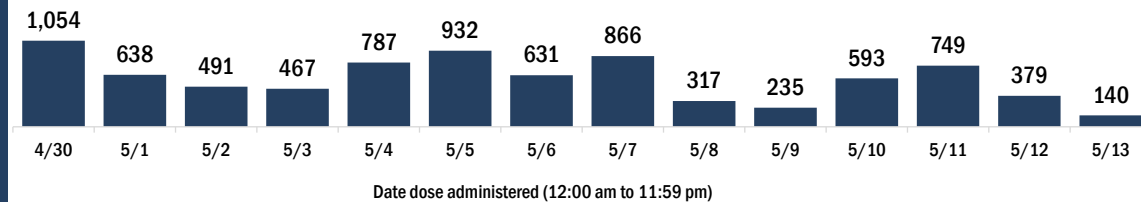
Demographic summary	First dose	Series complete	Total people vaccinated
<b>Age group</b>	<b>44,232</b>	<b>169,696</b>	<b>213,928</b>
16-24 years	4,535	7,382	11,917
25-34 years	4,523	9,836	14,359
35-44 years	5,779	16,410	22,189
45-54 years	6,782	23,139	29,921
55-64 years	7,785	33,690	41,475
65-74 years	7,943	44,605	52,548
75-84 years	5,150	26,693	31,843
85+ years	1,735	7,941	9,676
<b>Race</b>	<b>44,232</b>	<b>169,696</b>	<b>213,928</b>
White	30,058	126,839	156,897
Black	1,889	5,027	6,916
American Indian/Alaskan	250	633	883
Other	4,994	16,274	21,268
Unknown	7,041	20,923	27,964
<b>Other race</b> includes Asian, native Hawaiian/Pacific Islander, or other.			
<b>Ethnicity</b>	<b>44,232</b>	<b>169,696</b>	<b>213,928</b>
Hispanic	4,418	10,992	15,410
Non-Hispanic	22,373	101,846	124,219
Unknown	17,441	56,858	74,299
<b>Gender</b>	<b>44,232</b>	<b>169,696</b>	<b>213,928</b>
Female	23,715	96,641	120,356
Male	20,475	72,937	93,412
Unknown	42	118	160

## COVID-19 doses administered for the past 2 weeks

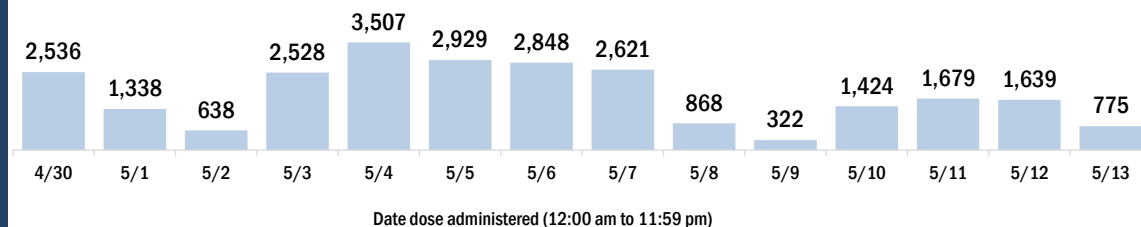


## Persons vaccinated for COVID-19 for the past 2 weeks

### Number of persons who received their first dose of a two-dose series of the COVID-19 vaccine



### Number of persons who completed the COVID-19 vaccine series





# COVID-19: Pinellas County vaccine summary

Vaccination data through May 13, 2021 as of May 14, 2021 at 12:05 AM

Data in this report are provisional and subject to change.

Data in this summary pertain to COVID-19 vaccines approved by the U.S. Food and Drug Administration and have been issued an Emergency Use Authorization (Janssen COVID-19 Vaccine, Moderna COVID-19 Vaccine and Pfizer-BioNTech COVID-19 Vaccine). These data summarize the number of people who have received either their first dose or have completed the series for a COVID-19 vaccine. **A person can only be counted in one category, first dose or series complete.** For persons receiving Moderna or Pfizer vaccines, once they receive their second dose, they are moved from the first dose column to the series completed column. **Because of this, the total first dose category may show a change from report to report not matching the total receiving their first dose from the previous day.** Persons receiving Johnson & Johnson vaccines will always be counted in the series completed column.

## COVID-19 doses for vaccinated persons in Florida

**Doses administered** 792,730

People receiving one dose of a 1-dose series (Johnson & Johnson) or receiving only one dose of a 2-dose series (Moderna, Pfizer) count once. Persons receiving both doses of a 2-dose series count twice.

## Current status of persons vaccinated for COVID-19 in Florida

**Total people vaccinated** 447,891

First dose 78,461

Series completed 369,430

Completed 1-dose series 24,591

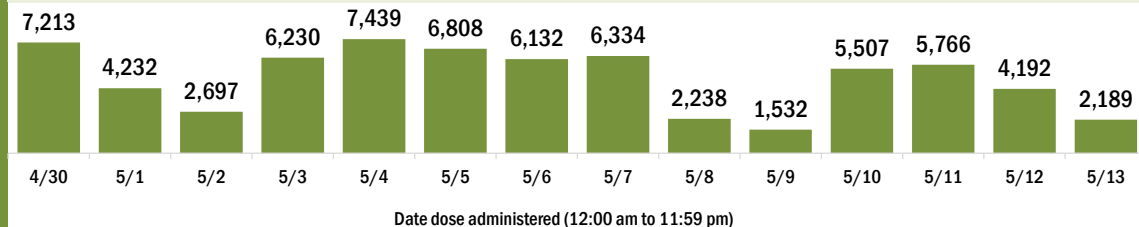
Completed 2-dose series 344,839

**First dose:** current number of people who have only received their first dose of the Moderna or Pfizer vaccine.

**Series complete:** current number of people who have received both Moderna or Pfizer vaccine doses or one Johnson & Johnson dose and are considered fully immunized.

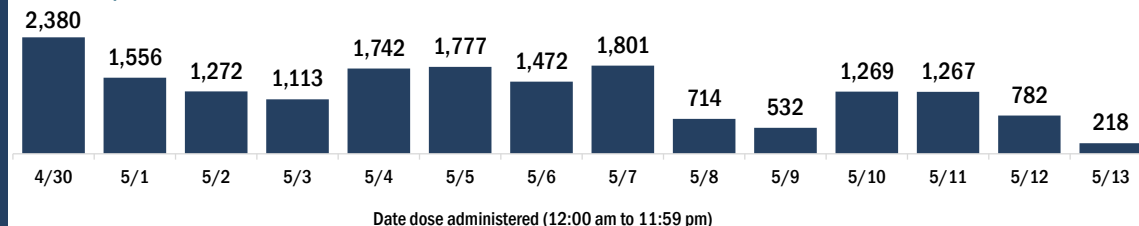
Demographic summary	First dose	Series complete	Total people vaccinated
<b>Age group</b>	<b>78,461</b>	<b>369,430</b>	<b>447,891</b>
16-24 years	7,996	14,449	22,445
25-34 years	10,281	26,579	36,860
35-44 years	10,446	33,260	43,706
45-54 years	11,415	47,321	58,736
55-64 years	14,423	83,056	97,479
65-74 years	12,919	95,618	108,537
75-84 years	7,588	50,231	57,819
85+ years	3,393	18,916	22,309
<b>Race</b>	<b>78,461</b>	<b>369,430</b>	<b>447,891</b>
White	49,176	275,231	324,407
Black	5,288	15,902	21,190
American Indian/Alaskan	361	867	1,228
Other	8,260	30,341	38,601
Unknown	15,376	47,089	62,465
<b>Other race</b> includes Asian, native Hawaiian/Pacific Islander, or other.			
<b>Ethnicity</b>	<b>78,461</b>	<b>369,430</b>	<b>447,891</b>
Hispanic	4,866	13,331	18,197
Non-Hispanic	40,074	231,370	271,444
Unknown	33,521	124,729	158,250
<b>Gender</b>	<b>78,461</b>	<b>369,430</b>	<b>447,891</b>
Female	41,964	208,189	250,153
Male	36,315	160,651	196,966
Unknown	182	590	772

## COVID-19 doses administered for the past 2 weeks

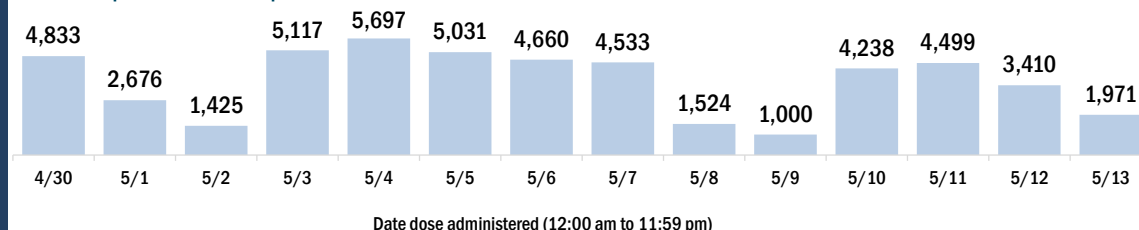


## Persons vaccinated for COVID-19 for the past 2 weeks

### Number of persons who received their first dose of a two-dose series of the COVID-19 vaccine



### Number of persons who completed the COVID-19 vaccine series





# COVID-19: Polk County vaccine summary

Vaccination data through May 13, 2021 as of May 14, 2021 at 12:05 AM

Data in this report are provisional and subject to change.

Data in this summary pertain to COVID-19 vaccines approved by the U.S. Food and Drug Administration and have been issued an Emergency Use Authorization (Janssen COVID-19 Vaccine, Moderna COVID-19 Vaccine and Pfizer-BioNTech COVID-19 Vaccine). These data summarize the number of people who have received either their first dose or have completed the series for a COVID-19 vaccine. **A person can only be counted in one category, first dose or series complete.** For persons receiving Moderna or Pfizer vaccines, once they receive their second dose, they are moved from the first dose column to the series completed column. **Because of this, the total first dose category may show a change from report to report not matching the total receiving their first dose from the previous day.** Persons receiving Johnson & Johnson vaccines will always be counted in the series completed column.

## COVID-19 doses for vaccinated persons in Florida

**Doses administered** 436,348

People receiving one dose of a 1-dose series (Johnson & Johnson) or receiving only one dose of a 2-dose series (Moderna, Pfizer) count once. Persons receiving both doses of a 2-dose series count twice.

## Current status of persons vaccinated for COVID-19 in Florida

**Total people vaccinated** 257,467

First dose 64,310

Series completed 193,157

Completed 1-dose series 14,276

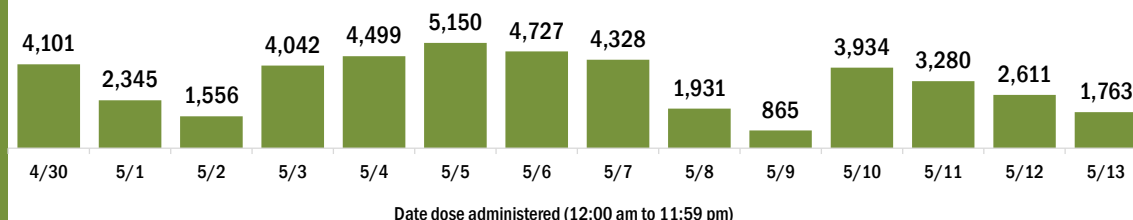
Completed 2-dose series 178,881

**First dose:** current number of people who have only received their first dose of the Moderna or Pfizer vaccine.

**Series complete:** current number of people who have received both Moderna or Pfizer vaccine doses or one Johnson & Johnson dose and are considered fully immunized.

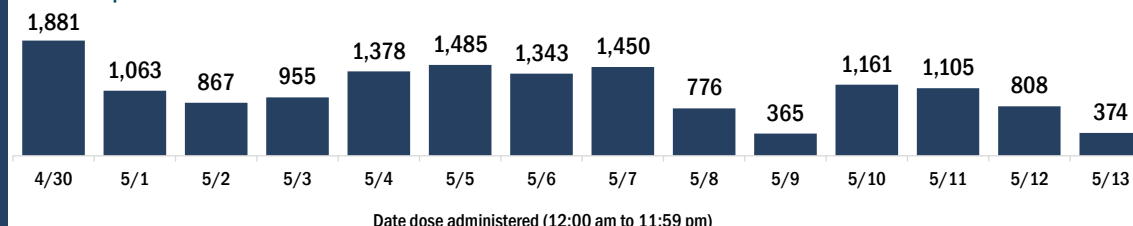
Demographic summary	First dose	Series complete	Total people vaccinated
<b>Age group</b>	<b>64,310</b>	<b>193,157</b>	<b>257,467</b>
16-24 years	6,476	7,933	14,409
25-34 years	8,109	13,084	21,193
35-44 years	9,103	17,120	26,223
45-54 years	9,987	24,100	34,087
55-64 years	11,080	37,730	48,810
65-74 years	10,662	52,784	63,446
75-84 years	6,610	31,342	37,952
85+ years	2,283	9,064	11,347
<b>Race</b>	<b>64,310</b>	<b>193,157</b>	<b>257,467</b>
White	37,591	134,346	171,937
Black	5,958	13,326	19,284
American Indian/Alaskan	469	892	1,361
Other	7,984	17,784	25,768
Unknown	12,308	26,809	39,117
<b>Other race</b> includes Asian, native Hawaiian/Pacific Islander, or other.			
<b>Ethnicity</b>	<b>64,310</b>	<b>193,157</b>	<b>257,467</b>
Hispanic	13,019	23,544	36,563
Non-Hispanic	26,716	107,836	134,552
Unknown	24,575	61,777	86,352
<b>Gender</b>	<b>64,310</b>	<b>193,157</b>	<b>257,467</b>
Female	33,585	108,299	141,884
Male	30,607	84,753	115,360
Unknown	118	105	223

## COVID-19 doses administered for the past 2 weeks

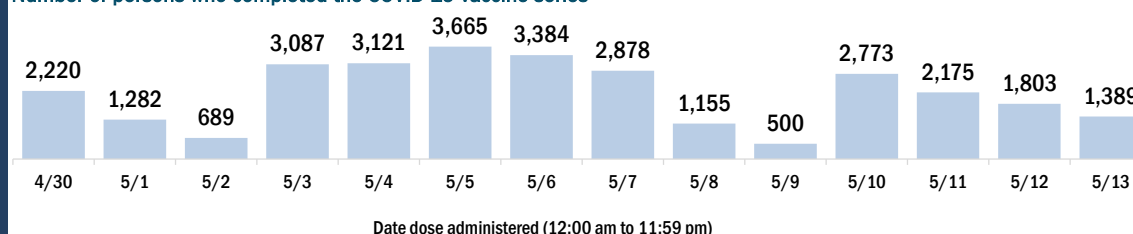


## Persons vaccinated for COVID-19 for the past 2 weeks

### Number of persons who received their first dose of a two-dose series of the COVID-19 vaccine



### Number of persons who completed the COVID-19 vaccine series



# COVID-19: Putnam County vaccine summary

Vaccination data through May 13, 2021 as of May 14, 2021 at 12:05 AM

Data in this report are provisional and subject to change.

Data in this summary pertain to COVID-19 vaccines approved by the U.S. Food and Drug Administration and have been issued an Emergency Use Authorization (Janssen COVID-19 Vaccine, Moderna COVID-19 Vaccine and Pfizer-BioNTech COVID-19 Vaccine). These data summarize the number of people who have received either their first dose or have completed the series for a COVID-19 vaccine. **A person can only be counted in one category, first dose or series complete.** For persons receiving Moderna or Pfizer vaccines, once they receive their second dose, they are moved from the first dose column to the series completed column. **Because of this, the total first dose category may show a change from report to report not matching the total receiving their first dose from the previous day.** Persons receiving Johnson & Johnson vaccines will always be counted in the series completed column.

## COVID-19 doses for vaccinated persons in Florida

**Doses administered** 32,890

People receiving one dose of a 1-dose series (Johnson & Johnson) or receiving only one dose of a 2-dose series (Moderna, Pfizer) count once. Persons receiving both doses of a 2-dose series count twice.

## Current status of persons vaccinated for COVID-19 in Florida

**Total people vaccinated** 19,372

First dose 4,850

Series completed 14,522

Completed 1-dose series 1,004

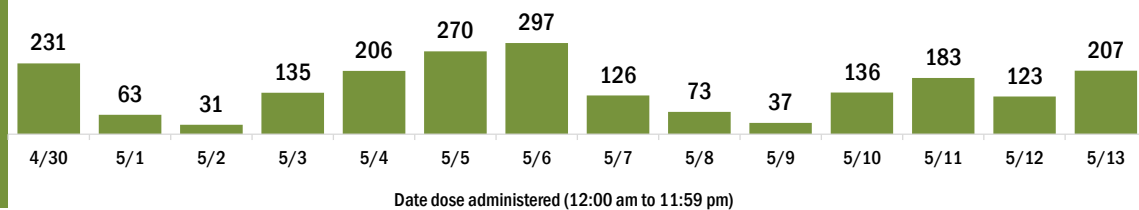
Completed 2-dose series 13,518

**First dose:** current number of people who have only received their first dose of the Moderna or Pfizer vaccine.

**Series complete:** current number of people who have received both Moderna or Pfizer vaccine doses or one Johnson & Johnson dose and are considered fully immunized.

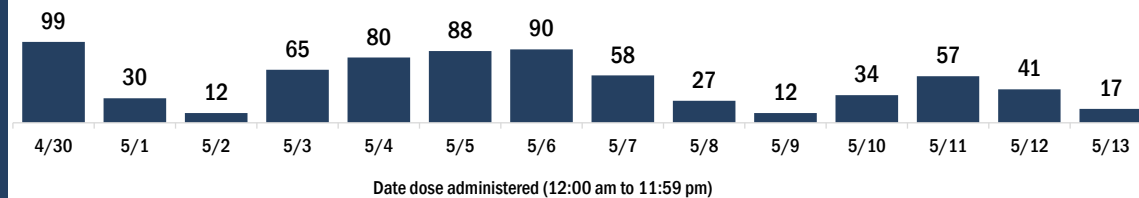
Demographic summary	First dose	Series complete	Total people vaccinated
<b>Age group</b>	<b>4,850</b>	<b>14,522</b>	<b>19,372</b>
16-24 years	272	297	569
25-34 years	308	572	880
35-44 years	373	811	1,184
45-54 years	558	1,418	1,976
55-64 years	1,078	3,219	4,297
65-74 years	1,282	4,809	6,091
75-84 years	737	2,591	3,328
85+ years	242	805	1,047
<b>Race</b>	<b>4,850</b>	<b>14,522</b>	<b>19,372</b>
White	3,506	11,315	14,821
Black	483	1,582	2,065
American Indian/Alaskan	44	109	153
Other	442	834	1,276
Unknown	375	682	1,057
<b>Other race</b> includes Asian, native Hawaiian/Pacific Islander, or other.			
<b>Ethnicity</b>	<b>4,850</b>	<b>14,522</b>	<b>19,372</b>
Hispanic	334	666	1,000
Non-Hispanic	3,558	11,482	15,040
Unknown	958	2,374	3,332
<b>Gender</b>	<b>4,850</b>	<b>14,522</b>	<b>19,372</b>
Female	2,590	8,178	10,768
Male	2,241	6,337	8,578
Unknown	19	7	26

## COVID-19 doses administered for the past 2 weeks

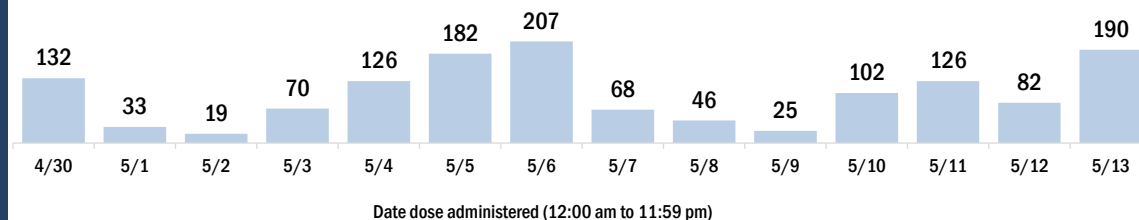


## Persons vaccinated for COVID-19 for the past 2 weeks

### Number of persons who received their first dose of a two-dose series of the COVID-19 vaccine



### Number of persons who completed the COVID-19 vaccine series



# COVID-19: Santa Rosa County vaccine summary

Vaccination data through May 13, 2021 as of May 14, 2021 at 12:05 AM

Data in this report are provisional and subject to change.

Data in this summary pertain to COVID-19 vaccines approved by the U.S. Food and Drug Administration and have been issued an Emergency Use Authorization (Janssen COVID-19 Vaccine, Moderna COVID-19 Vaccine and Pfizer-BioNTech COVID-19 Vaccine). These data summarize the number of people who have received either their first dose or have completed the series for a COVID-19 vaccine. **A person can only be counted in one category, first dose or series complete.** For persons receiving Moderna or Pfizer vaccines, once they receive their second dose, they are moved from the first dose column to the series completed column. **Because of this, the total first dose category may show a change from report to report not matching the total receiving their first dose from the previous day.** Persons receiving Johnson & Johnson vaccines will always be counted in the series completed column.

## COVID-19 doses for vaccinated persons in Florida

**Doses administered** 105,194

People receiving one dose of a 1-dose series (Johnson & Johnson) or receiving only one dose of a 2-dose series (Moderna, Pfizer) count once. Persons receiving both doses of a 2-dose series count twice.

## Current status of persons vaccinated for COVID-19 in Florida

**Total people vaccinated** 60,227

First dose 12,260

Series completed 47,967

Completed 1-dose series 3,000

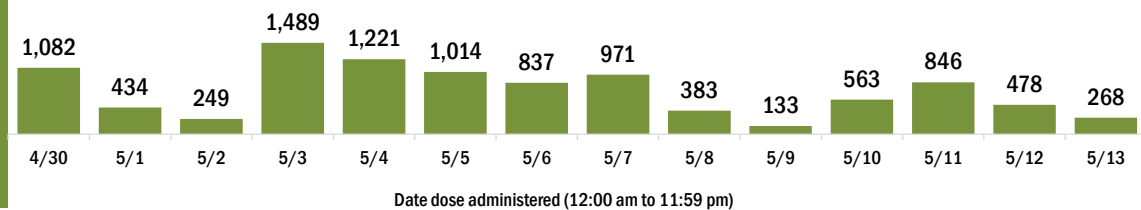
Completed 2-dose series 44,967

**First dose:** current number of people who have only received their first dose of the Moderna or Pfizer vaccine.

**Series complete:** current number of people who have received both Moderna or Pfizer vaccine doses or one Johnson & Johnson dose and are considered fully immunized.

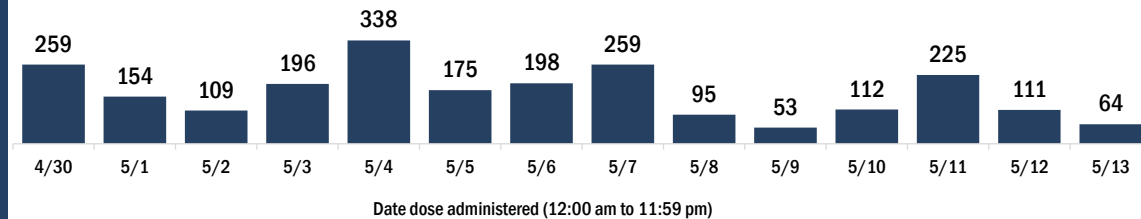
Demographic summary	First dose	Series complete	Total people vaccinated
<b>Age group</b>	<b>12,260</b>	<b>47,967</b>	<b>60,227</b>
16-24 years	1,294	2,042	3,336
25-34 years	1,410	3,013	4,423
35-44 years	1,824	4,505	6,329
45-54 years	1,928	6,492	8,420
55-64 years	2,440	10,770	13,210
65-74 years	2,008	13,065	15,073
75-84 years	1,010	6,298	7,308
85+ years	346	1,782	2,128
<b>Race</b>	<b>12,260</b>	<b>47,967</b>	<b>60,227</b>
White	7,751	35,207	42,958
Black	703	1,726	2,429
American Indian/Alaskan	71	283	354
Other	1,003	3,293	4,296
Unknown	2,732	7,458	10,190
<b>Other race</b> includes Asian, native Hawaiian/Pacific Islander, or other.			
<b>Ethnicity</b>	<b>12,260</b>	<b>47,967</b>	<b>60,227</b>
Hispanic	616	1,525	2,141
Non-Hispanic	6,924	32,273	39,197
Unknown	4,720	14,169	18,889
<b>Gender</b>	<b>12,260</b>	<b>47,967</b>	<b>60,227</b>
Female	6,333	26,692	33,025
Male	5,916	21,258	27,174
Unknown	11	17	28

## COVID-19 doses administered for the past 2 weeks

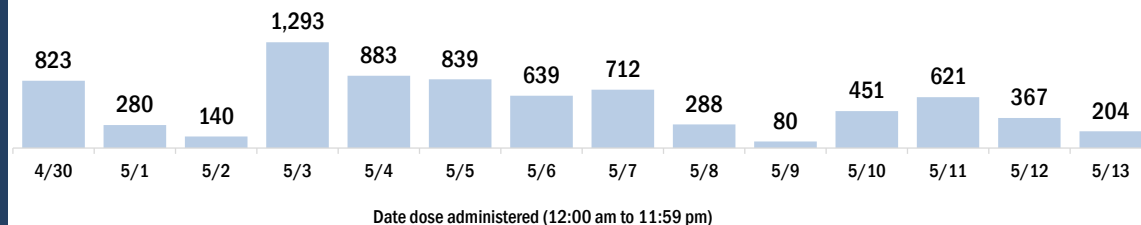


## Persons vaccinated for COVID-19 for the past 2 weeks

### Number of persons who received their first dose of a two-dose series of the COVID-19 vaccine



### Number of persons who completed the COVID-19 vaccine series



# COVID-19: Sarasota County vaccine summary

Vaccination data through May 13, 2021 as of May 14, 2021 at 12:05 AM

Data in this report are provisional and subject to change.

Data in this summary pertain to COVID-19 vaccines approved by the U.S. Food and Drug Administration and have been issued an Emergency Use Authorization (Janssen COVID-19 Vaccine, Moderna COVID-19 Vaccine and Pfizer-BioNTech COVID-19 Vaccine). These data summarize the number of people who have received either their first dose or have completed the series for a COVID-19 vaccine. **A person can only be counted in one category, first dose or series complete.** For persons receiving Moderna or Pfizer vaccines, once they receive their second dose, they are moved from the first dose column to the series completed column. **Because of this, the total first dose category may show a change from report to report not matching the total receiving their first dose from the previous day.** Persons receiving Johnson & Johnson vaccines will always be counted in the series completed column.

## COVID-19 doses for vaccinated persons in Florida

**Doses administered** 430,864

People receiving one dose of a 1-dose series (Johnson & Johnson) or receiving only one dose of a 2-dose series (Moderna, Pfizer) count once. Persons receiving both doses of a 2-dose series count twice.

## Current status of persons vaccinated for COVID-19 in Florida

**Total people vaccinated** 246,298

First dose 50,900

Series completed 195,398

Completed 1-dose series 10,832

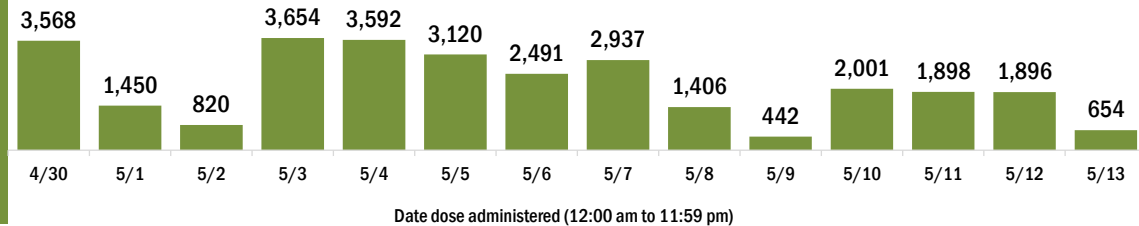
Completed 2-dose series 184,566

**First dose:** current number of people who have only received their first dose of the Moderna or Pfizer vaccine.

**Series complete:** current number of people who have received both Moderna or Pfizer vaccine doses or one Johnson & Johnson dose and are considered fully immunized.

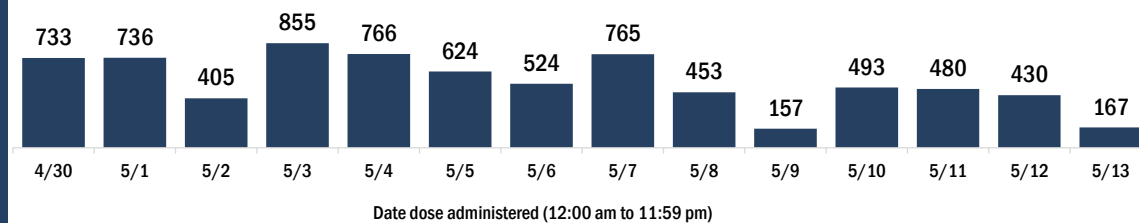
Demographic summary	First dose	Series complete	Total people vaccinated
<b>Age group</b>	50,900	195,398	246,298
16-24 years	3,846	5,127	8,973
25-34 years	3,589	6,979	10,568
35-44 years	4,412	9,988	14,400
45-54 years	5,881	16,719	22,600
55-64 years	8,809	35,568	44,377
65-74 years	12,444	64,947	77,391
75-84 years	8,448	41,549	49,997
85+ years	3,471	14,521	17,992
<b>Race</b>	50,900	195,398	246,298
White	37,621	154,722	192,343
Black	1,166	2,956	4,122
American Indian/Alaskan	188	673	861
Other	3,705	13,184	16,889
Unknown	8,220	23,863	32,083
<b>Other race</b> includes Asian, native Hawaiian/Pacific Islander, or other.			
<b>Ethnicity</b>	50,900	195,398	246,298
Hispanic	4,082	7,768	11,850
Non-Hispanic	29,686	130,512	160,198
Unknown	17,132	57,118	74,250
<b>Gender</b>	50,900	195,398	246,298
Female	26,909	109,259	136,168
Male	23,876	86,014	109,890
Unknown	115	125	240

## COVID-19 doses administered for the past 2 weeks

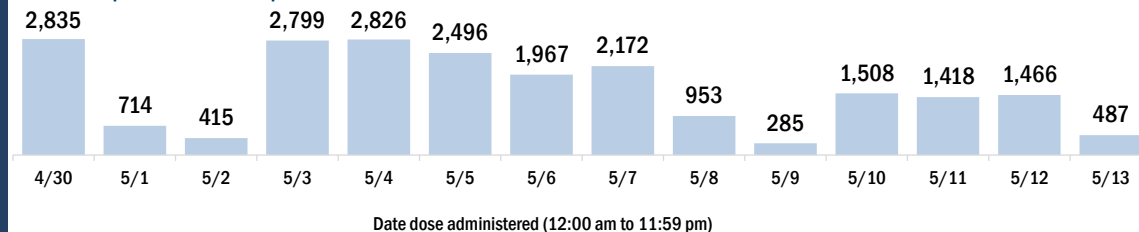


## Persons vaccinated for COVID-19 for the past 2 weeks

### Number of persons who received their first dose of a two-dose series of the COVID-19 vaccine



### Number of persons who completed the COVID-19 vaccine series



# COVID-19: Seminole County vaccine summary

Vaccination data through May 13, 2021 as of May 14, 2021 at 12:05 AM

Data in this report are provisional and subject to change.

Data in this summary pertain to COVID-19 vaccines approved by the U.S. Food and Drug Administration and have been issued an Emergency Use Authorization (Janssen COVID-19 Vaccine, Moderna COVID-19 Vaccine and Pfizer-BioNTech COVID-19 Vaccine). These data summarize the number of people who have received either their first dose or have completed the series for a COVID-19 vaccine. **A person can only be counted in one category, first dose or series complete.** For persons receiving Moderna or Pfizer vaccines, once they receive their second dose, they are moved from the first dose column to the series completed column. **Because of this, the total first dose category may show a change from report to report not matching the total receiving their first dose from the previous day.** Persons receiving Johnson & Johnson vaccines will always be counted in the series completed column.

## COVID-19 doses for vaccinated persons in Florida

**Doses administered** 332,536

People receiving one dose of a 1-dose series (Johnson & Johnson) or receiving only one dose of a 2-dose series (Moderna, Pfizer) count once. Persons receiving both doses of a 2-dose series count twice.

## Current status of persons vaccinated for COVID-19 in Florida

**Total people vaccinated** 189,291

First dose 34,009

Series completed 155,282

Completed 1-dose series 12,037

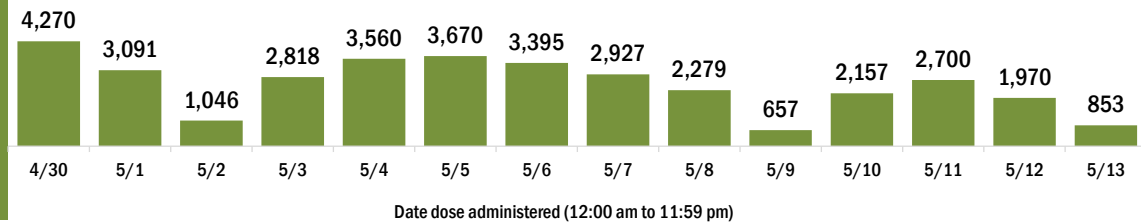
Completed 2-dose series 143,245

**First dose:** current number of people who have only received their first dose of the Moderna or Pfizer vaccine.

**Series complete:** current number of people who have received both Moderna or Pfizer vaccine doses or one Johnson & Johnson dose and are considered fully immunized.

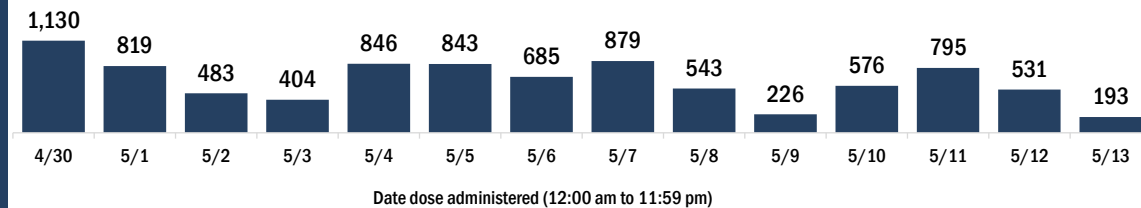
Demographic summary	First dose	Series complete	Total people vaccinated
<b>Age group</b>	<b>34,009</b>	<b>155,282</b>	<b>189,291</b>
16-24 years	5,602	12,188	17,790
25-34 years	6,192	15,648	21,840
35-44 years	6,401	21,311	27,712
45-54 years	5,701	25,264	30,965
55-64 years	5,117	30,656	35,773
65-74 years	2,831	30,060	32,891
75-84 years	1,469	14,618	16,087
85+ years	696	5,537	6,233
<b>Race</b>	<b>34,009</b>	<b>155,282</b>	<b>189,291</b>
White	19,516	108,810	128,326
Black	2,799	10,322	13,121
American Indian/Alaskan	174	653	827
Other	5,702	22,497	28,199
Unknown	5,818	13,000	18,818
<b>Other race</b> includes Asian, native Hawaiian/Pacific Islander, or other.			
<b>Ethnicity</b>	<b>34,009</b>	<b>155,282</b>	<b>189,291</b>
Hispanic	6,049	20,015	26,064
Non-Hispanic	15,232	98,850	114,082
Unknown	12,728	36,417	49,145
<b>Gender</b>	<b>34,009</b>	<b>155,282</b>	<b>189,291</b>
Female	17,845	86,667	104,512
Male	16,070	68,488	84,558
Unknown	94	127	221

## COVID-19 doses administered for the past 2 weeks

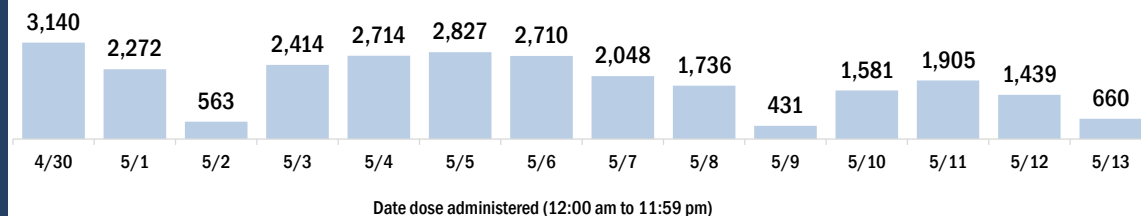


## Persons vaccinated for COVID-19 for the past 2 weeks

### Number of persons who received their first dose of a two-dose series of the COVID-19 vaccine



### Number of persons who completed the COVID-19 vaccine series



# COVID-19: St. Johns County vaccine summary

Vaccination data through May 13, 2021 as of May 14, 2021 at 12:05 AM

Data in this report are provisional and subject to change.

Data in this summary pertain to COVID-19 vaccines approved by the U.S. Food and Drug Administration and have been issued an Emergency Use Authorization (Janssen COVID-19 Vaccine, Moderna COVID-19 Vaccine and Pfizer-BioNTech COVID-19 Vaccine). These data summarize the number of people who have received either their first dose or have completed the series for a COVID-19 vaccine. **A person can only be counted in one category, first dose or series complete.** For persons receiving Moderna or Pfizer vaccines, once they receive their second dose, they are moved from the first dose column to the series completed column. **Because of this, the total first dose category may show a change from report to report not matching the total receiving their first dose from the previous day.** Persons receiving Johnson & Johnson vaccines will always be counted in the series completed column.

## COVID-19 doses for vaccinated persons in Florida

**Doses administered** 237,755

People receiving one dose of a 1-dose series (Johnson & Johnson) or receiving only one dose of a 2-dose series (Moderna, Pfizer) count once. Persons receiving both doses of a 2-dose series count twice.

## Current status of persons vaccinated for COVID-19 in Florida

**Total people vaccinated** 130,363

First dose 16,549

Series completed 113,814

Completed 1-dose series 6,422

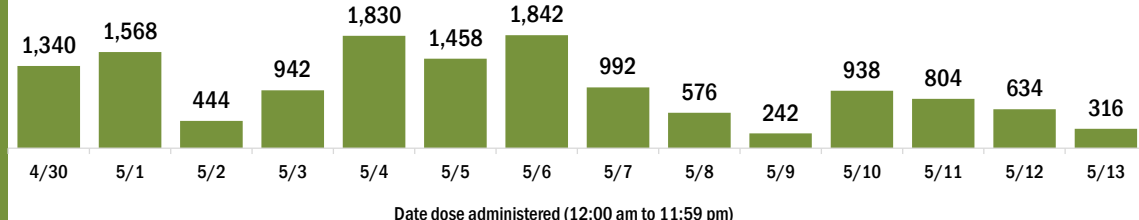
Completed 2-dose series 107,392

**First dose:** current number of people who have only received their first dose of the Moderna or Pfizer vaccine.

**Series complete:** current number of people who have received both Moderna or Pfizer vaccine doses or one Johnson & Johnson dose and are considered fully immunized.

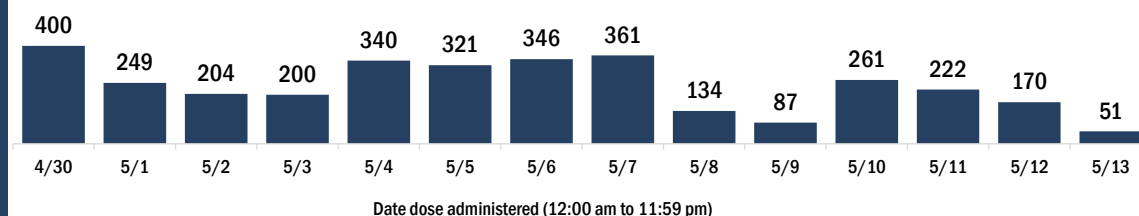
Demographic summary	First dose	Series complete	Total people vaccinated
<b>Age group</b>	<b>16,549</b>	<b>113,814</b>	<b>130,363</b>
16-24 years	2,627	6,297	8,924
25-34 years	1,977	6,739	8,716
35-44 years	2,776	14,195	16,971
45-54 years	2,802	17,186	19,988
55-64 years	2,733	22,948	25,681
65-74 years	2,098	28,496	30,594
75-84 years	1,089	13,875	14,964
85+ years	447	4,078	4,525
<b>Race</b>	<b>16,549</b>	<b>113,814</b>	<b>130,363</b>
White	10,165	84,883	95,048
Black	656	3,429	4,085
American Indian/Alaskan	47	323	370
Other	1,960	10,927	12,887
Unknown	3,721	14,252	17,973
<b>Other race</b> includes Asian, native Hawaiian/Pacific Islander, or other.			
<b>Ethnicity</b>	<b>16,549</b>	<b>113,814</b>	<b>130,363</b>
Hispanic	1,040	4,888	5,928
Non-Hispanic	8,497	75,606	84,103
Unknown	7,012	33,320	40,332
<b>Gender</b>	<b>16,549</b>	<b>113,814</b>	<b>130,363</b>
Female	8,630	62,689	71,319
Male	7,891	51,106	58,997
Unknown	28	19	47

## COVID-19 doses administered for the past 2 weeks

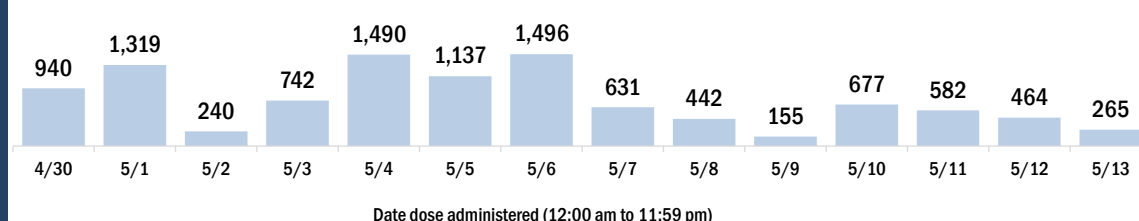


## Persons vaccinated for COVID-19 for the past 2 weeks

### Number of persons who received their first dose of a two-dose series of the COVID-19 vaccine



### Number of persons who completed the COVID-19 vaccine series





# COVID-19: St. Lucie County vaccine summary

Vaccination data through May 13, 2021 as of May 14, 2021 at 12:05 AM

Data in this report are provisional and subject to change.

Data in this summary pertain to COVID-19 vaccines approved by the U.S. Food and Drug Administration and have been issued an Emergency Use Authorization (Janssen COVID-19 Vaccine, Moderna COVID-19 Vaccine and Pfizer-BioNTech COVID-19 Vaccine). These data summarize the number of people who have received either their first dose or have completed the series for a COVID-19 vaccine. **A person can only be counted in one category, first dose or series complete.** For persons receiving Moderna or Pfizer vaccines, once they receive their second dose, they are moved from the first dose column to the series completed column. **Because of this, the total first dose category may show a change from report to report not matching the total receiving their first dose from the previous day.** Persons receiving Johnson & Johnson vaccines will always be counted in the series completed column.

## COVID-19 doses for vaccinated persons in Florida

**Doses administered** 220,895

People receiving one dose of a 1-dose series (Johnson & Johnson) or receiving only one dose of a 2-dose series (Moderna, Pfizer) count once. Persons receiving both doses of a 2-dose series count twice.

## Current status of persons vaccinated for COVID-19 in Florida

**Total people vaccinated** 127,645

First dose 29,761

Series completed 97,884

Completed 1-dose series 4,634

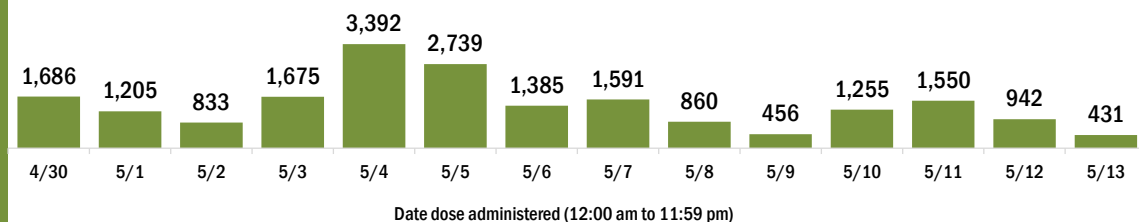
Completed 2-dose series 93,250

**First dose:** current number of people who have only received their first dose of the Moderna or Pfizer vaccine.

**Series complete:** current number of people who have received both Moderna or Pfizer vaccine doses or one Johnson & Johnson dose and are considered fully immunized.

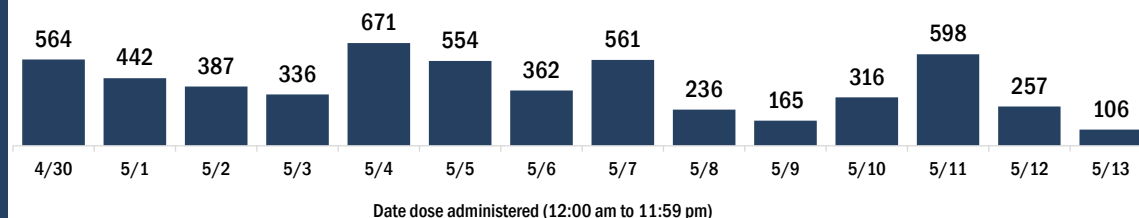
Demographic summary	First dose	Series complete	Total people vaccinated
<b>Age group</b>	29,761	97,884	127,645
16-24 years	2,475	3,399	5,874
25-34 years	2,631	4,753	7,384
35-44 years	3,474	7,150	10,624
45-54 years	4,359	11,519	15,878
55-64 years	6,163	20,369	26,532
65-74 years	5,966	29,237	35,203
75-84 years	3,480	16,473	19,953
85+ years	1,213	4,984	6,197
<b>Race</b>	29,761	97,884	127,645
White	17,737	63,486	81,223
Black	3,258	9,322	12,580
American Indian/Alaskan	176	445	621
Other	3,089	9,249	12,338
Unknown	5,501	15,382	20,883
<b>Other race</b> includes Asian, native Hawaiian/Pacific Islander, or other.			
<b>Ethnicity</b>	29,761	97,884	127,645
Hispanic	4,380	10,517	14,897
Non-Hispanic	13,334	54,513	67,847
Unknown	12,047	32,854	44,901
<b>Gender</b>	29,761	97,884	127,645
Female	15,823	54,956	70,779
Male	13,850	42,855	56,705
Unknown	88	73	161

## COVID-19 doses administered for the past 2 weeks

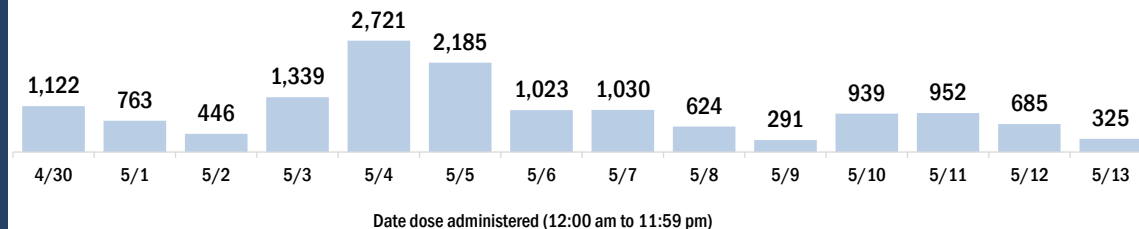


## Persons vaccinated for COVID-19 for the past 2 weeks

### Number of persons who received their first dose of a two-dose series of the COVID-19 vaccine



### Number of persons who completed the COVID-19 vaccine series





# COVID-19: Sumter County vaccine summary

Vaccination data through May 13, 2021 as of May 14, 2021 at 12:05 AM

Data in this report are provisional and subject to change.

Data in this summary pertain to COVID-19 vaccines approved by the U.S. Food and Drug Administration and have been issued an Emergency Use Authorization (Janssen COVID-19 Vaccine, Moderna COVID-19 Vaccine and Pfizer-BioNTech COVID-19 Vaccine). These data summarize the number of people who have received either their first dose or have completed the series for a COVID-19 vaccine. **A person can only be counted in one category, first dose or series complete.** For persons receiving Moderna or Pfizer vaccines, once they receive their second dose, they are moved from the first dose column to the series completed column. **Because of this, the total first dose category may show a change from report to report not matching the total receiving their first dose from the previous day.** Persons receiving Johnson & Johnson vaccines will always be counted in the series completed column.

## COVID-19 doses for vaccinated persons in Florida

**Doses administered** 154,678

People receiving one dose of a 1-dose series (Johnson & Johnson) or receiving only one dose of a 2-dose series (Moderna, Pfizer) count once. Persons receiving both doses of a 2-dose series count twice.

## Current status of persons vaccinated for COVID-19 in Florida

**Total people vaccinated** 84,657

First dose 10,141

Series completed 74,516

Completed 1-dose series 4,495

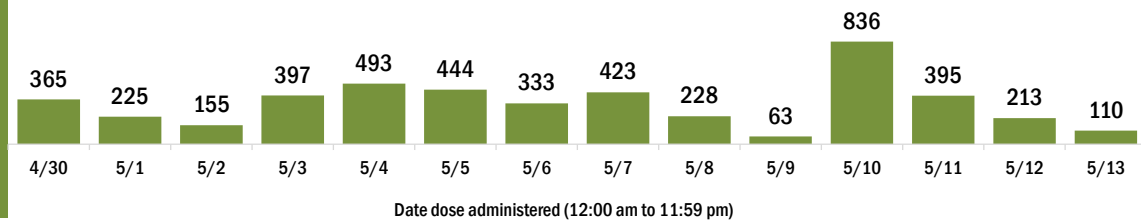
Completed 2-dose series 70,021

**First dose:** current number of people who have only received their first dose of the Moderna or Pfizer vaccine.

**Series complete:** current number of people who have received both Moderna or Pfizer vaccine doses or one Johnson & Johnson dose and are considered fully immunized.

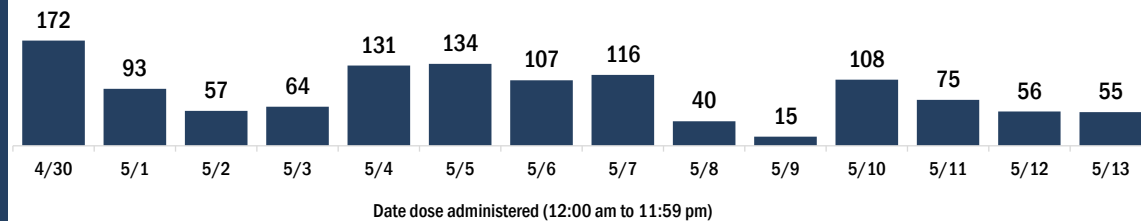
Demographic summary	First dose	Series complete	Total people vaccinated
<b>Age group</b>	<b>10,141</b>	<b>74,516</b>	<b>84,657</b>
16-24 years	287	343	630
25-34 years	370	654	1,024
35-44 years	525	986	1,511
45-54 years	766	2,019	2,785
55-64 years	2,049	8,973	11,022
65-74 years	3,195	34,291	37,486
75-84 years	2,362	23,303	25,665
85+ years	587	3,947	4,534
<b>Race</b>	<b>10,141</b>	<b>74,516</b>	<b>84,657</b>
White	7,629	62,537	70,166
Black	271	1,178	1,449
American Indian/Alaskan	29	161	190
Other	744	2,895	3,639
Unknown	1,468	7,745	9,213
<b>Other race</b> includes Asian, native Hawaiian/Pacific Islander, or other.			
<b>Ethnicity</b>	<b>10,141</b>	<b>74,516</b>	<b>84,657</b>
Hispanic	336	1,465	1,801
Non-Hispanic	6,252	50,373	56,625
Unknown	3,553	22,678	26,231
<b>Gender</b>	<b>10,141</b>	<b>74,516</b>	<b>84,657</b>
Female	5,558	41,139	46,697
Male	4,566	33,358	37,924
Unknown	17	19	36

## COVID-19 doses administered for the past 2 weeks

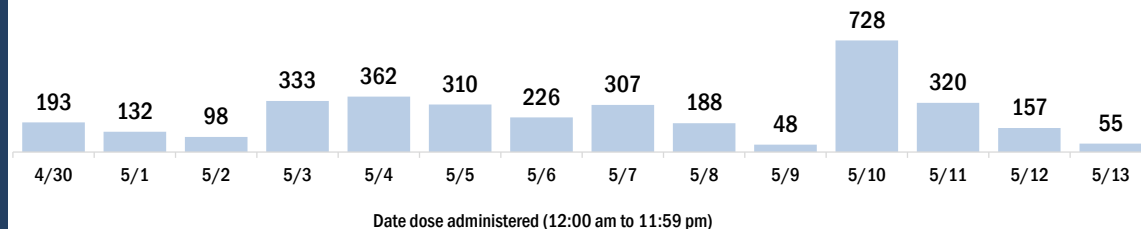


## Persons vaccinated for COVID-19 for the past 2 weeks

### Number of persons who received their first dose of a two-dose series of the COVID-19 vaccine



### Number of persons who completed the COVID-19 vaccine series



# COVID-19: Suwannee County vaccine summary

Vaccination data through May 13, 2021 as of May 14, 2021 at 12:05 AM

Data in this report are provisional and subject to change.

Data in this summary pertain to COVID-19 vaccines approved by the U.S. Food and Drug Administration and have been issued an Emergency Use Authorization (Janssen COVID-19 Vaccine, Moderna COVID-19 Vaccine and Pfizer-BioNTech COVID-19 Vaccine). These data summarize the number of people who have received either their first dose or have completed the series for a COVID-19 vaccine. **A person can only be counted in one category, first dose or series complete.** For persons receiving Moderna or Pfizer vaccines, once they receive their second dose, they are moved from the first dose column to the series completed column. **Because of this, the total first dose category may show a change from report to report not matching the total receiving their first dose from the previous day.** Persons receiving Johnson & Johnson vaccines will always be counted in the series completed column.

## COVID-19 doses for vaccinated persons in Florida

**Doses administered** 18,558

People receiving one dose of a 1-dose series (Johnson & Johnson) or receiving only one dose of a 2-dose series (Moderna, Pfizer) count once. Persons receiving both doses of a 2-dose series count twice.

## Current status of persons vaccinated for COVID-19 in Florida

**Total people vaccinated** 10,539

First dose 1,850

Series completed 8,689

Completed 1-dose series 670

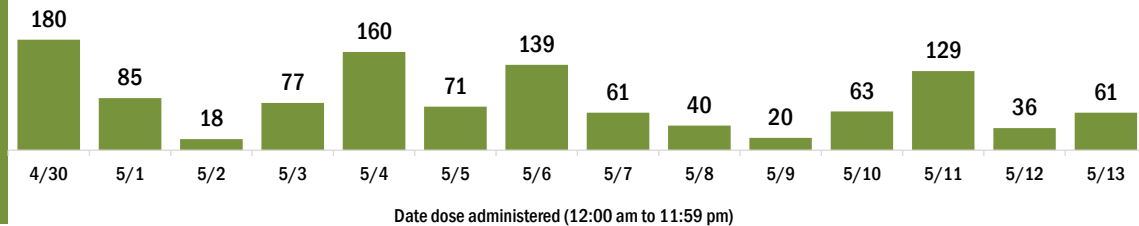
Completed 2-dose series 8,019

**First dose:** current number of people who have only received their first dose of the Moderna or Pfizer vaccine.

**Series complete:** current number of people who have received both Moderna or Pfizer vaccine doses or one Johnson & Johnson dose and are considered fully immunized.

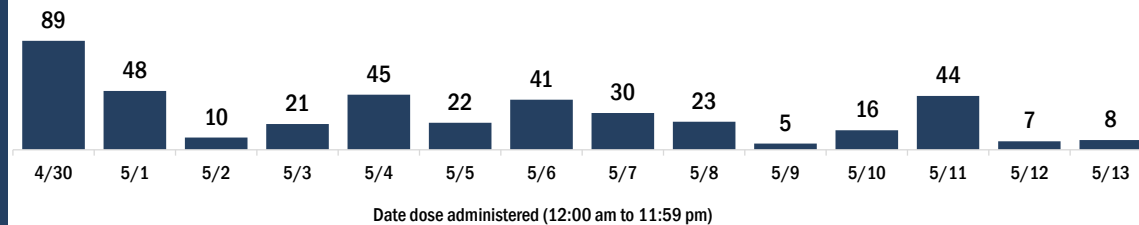
Demographic summary	First dose	Series complete	Total people vaccinated
<b>Age group</b>	<b>1,850</b>	<b>8,689</b>	<b>10,539</b>
16-24 years	153	213	366
25-34 years	196	282	478
35-44 years	253	458	711
45-54 years	308	755	1,063
55-64 years	489	1,861	2,350
65-74 years	237	2,814	3,051
75-84 years	156	1,727	1,883
85+ years	58	579	637
<b>Race</b>	<b>1,850</b>	<b>8,689</b>	<b>10,539</b>
White	1,167	6,134	7,301
Black	308	722	1,030
American Indian/Alaskan	6	12	18
Other	160	584	744
Unknown	209	1,237	1,446
<b>Other race</b> includes Asian, native Hawaiian/Pacific Islander, or other.			
<b>Ethnicity</b>	<b>1,850</b>	<b>8,689</b>	<b>10,539</b>
Hispanic	162	405	567
Non-Hispanic	1,129	5,142	6,271
Unknown	559	3,142	3,701
<b>Gender</b>	<b>1,850</b>	<b>8,689</b>	<b>10,539</b>
Female	783	4,993	5,776
Male	1,067	3,696	4,763
Unknown	0	0	0

## COVID-19 doses administered for the past 2 weeks

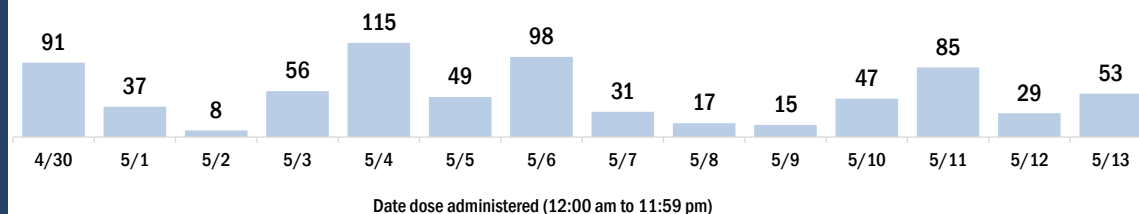


## Persons vaccinated for COVID-19 for the past 2 weeks

### Number of persons who received their first dose of a two-dose series of the COVID-19 vaccine



### Number of persons who completed the COVID-19 vaccine series



# COVID-19: Taylor County vaccine summary

Vaccination data through May 13, 2021 as of May 14, 2021 at 12:05 AM

Data in this report are provisional and subject to change.

Data in this summary pertain to COVID-19 vaccines approved by the U.S. Food and Drug Administration and have been issued an Emergency Use Authorization (Janssen COVID-19 Vaccine, Moderna COVID-19 Vaccine and Pfizer-BioNTech COVID-19 Vaccine). These data summarize the number of people who have received either their first dose or have completed the series for a COVID-19 vaccine. **A person can only be counted in one category, first dose or series complete.** For persons receiving Moderna or Pfizer vaccines, once they receive their second dose, they are moved from the first dose column to the series completed column. **Because of this, the total first dose category may show a change from report to report not matching the total receiving their first dose from the previous day.** Persons receiving Johnson & Johnson vaccines will always be counted in the series completed column.

## COVID-19 doses for vaccinated persons in Florida

**Doses administered** 10,178

People receiving one dose of a 1-dose series (Johnson & Johnson) or receiving only one dose of a 2-dose series (Moderna, Pfizer) count once. Persons receiving both doses of a 2-dose series count twice.

## Current status of persons vaccinated for COVID-19 in Florida

**Total people vaccinated** 5,847

First dose 1,200

Series completed 4,647

Completed 1-dose series 316

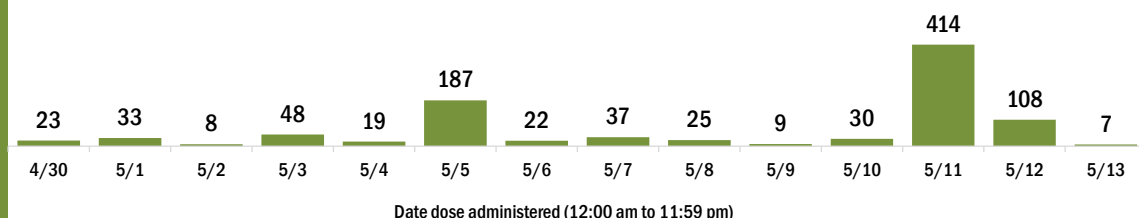
Completed 2-dose series 4,331

**First dose:** current number of people who have only received their first dose of the Moderna or Pfizer vaccine.

**Series complete:** current number of people who have received both Moderna or Pfizer vaccine doses or one Johnson & Johnson dose and are considered fully immunized.

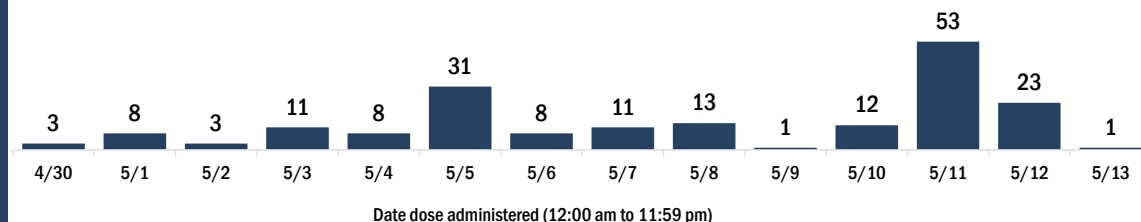
Demographic summary	First dose	Series complete	Total people vaccinated
<b>Age group</b>	1,200	4,647	5,847
16-24 years	51	77	128
25-34 years	96	196	292
35-44 years	110	313	423
45-54 years	140	500	640
55-64 years	280	1,073	1,353
65-74 years	315	1,465	1,780
75-84 years	156	804	960
85+ years	52	219	271
<b>Race</b>	1,200	4,647	5,847
White	833	3,393	4,226
Black	183	676	859
American Indian/Alaskan	6	38	44
Other	54	298	352
Unknown	124	242	366
<b>Other race</b> includes Asian, native Hawaiian/Pacific Islander, or other.			
<b>Ethnicity</b>	1,200	4,647	5,847
Hispanic	24	85	109
Non-Hispanic	699	2,928	3,627
Unknown	477	1,634	2,111
<b>Gender</b>	1,200	4,647	5,847
Female	578	2,371	2,949
Male	621	2,275	2,896
Unknown	1	1	2

## COVID-19 doses administered for the past 2 weeks

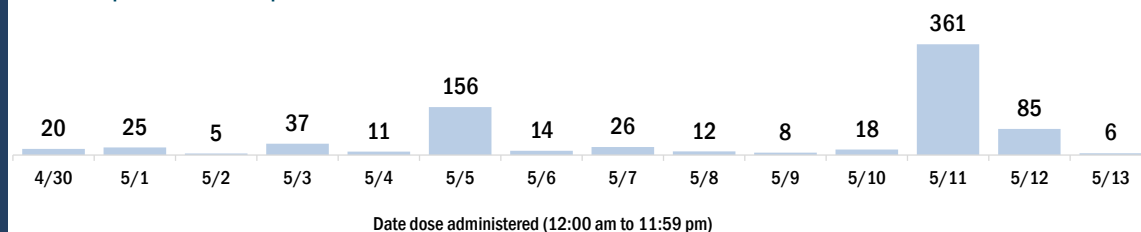


## Persons vaccinated for COVID-19 for the past 2 weeks

### Number of persons who received their first dose of a two-dose series of the COVID-19 vaccine



### Number of persons who completed the COVID-19 vaccine series



# COVID-19: Union County vaccine summary

Vaccination data through May 13, 2021 as of May 14, 2021 at 12:05 AM

Data in this report are provisional and subject to change.

Data in this summary pertain to COVID-19 vaccines approved by the U.S. Food and Drug Administration and have been issued an Emergency Use Authorization (Janssen COVID-19 Vaccine, Moderna COVID-19 Vaccine and Pfizer-BioNTech COVID-19 Vaccine). These data summarize the number of people who have received either their first dose or have completed the series for a COVID-19 vaccine. **A person can only be counted in one category, first dose or series complete.** For persons receiving Moderna or Pfizer vaccines, once they receive their second dose, they are moved from the first dose column to the series completed column. **Because of this, the total first dose category may show a change from report to report not matching the total receiving their first dose from the previous day.** Persons receiving Johnson & Johnson vaccines will always be counted in the series completed column.

## COVID-19 doses for vaccinated persons in Florida

**Doses administered** 6,972

People receiving one dose of a 1-dose series (Johnson & Johnson) or receiving only one dose of a 2-dose series (Moderna, Pfizer) count once. Persons receiving both doses of a 2-dose series count twice.

## Current status of persons vaccinated for COVID-19 in Florida

**Total people vaccinated** 4,695

First dose 2,296

Series completed 2,399

Completed 1-dose series 122

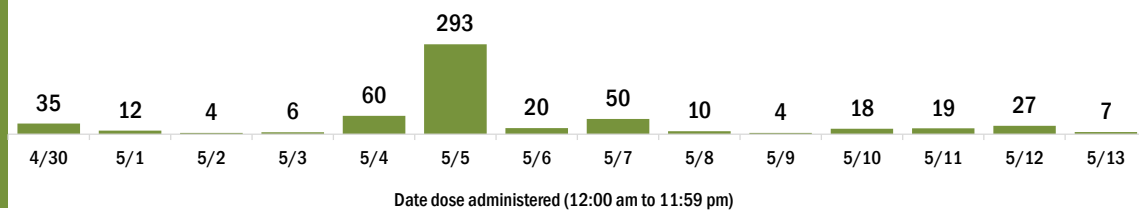
Completed 2-dose series 2,277

**First dose:** current number of people who have only received their first dose of the Moderna or Pfizer vaccine.

**Series complete:** current number of people who have received both Moderna or Pfizer vaccine doses or one Johnson & Johnson dose and are considered fully immunized.

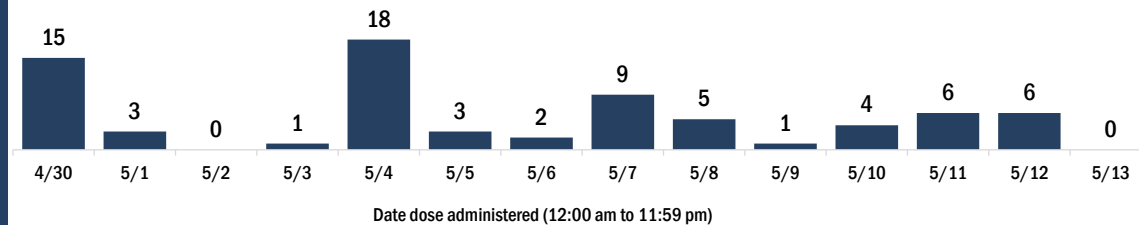
Demographic summary	First dose	Series complete	Total people vaccinated
<b>Age group</b>	2,296	2,399	4,695
16-24 years	52	79	131
25-34 years	109	145	254
35-44 years	226	187	413
45-54 years	332	302	634
55-64 years	839	535	1,374
65-74 years	595	666	1,261
75-84 years	128	379	507
85+ years	15	106	121
<b>Race</b>	2,296	2,399	4,695
White	1,470	1,882	3,352
Black	702	303	1,005
American Indian/Alaskan	5	18	23
Other	82	147	229
Unknown	37	49	86
<b>Other race</b> includes Asian, native Hawaiian/Pacific Islander, or other.			
<b>Ethnicity</b>	2,296	2,399	4,695
Hispanic	83	71	154
Non-Hispanic	2,094	2,124	4,218
Unknown	119	204	323
<b>Gender</b>	2,296	2,399	4,695
Female	162	1,214	1,376
Male	2,129	1,185	3,314
Unknown	5	0	5

## COVID-19 doses administered for the past 2 weeks

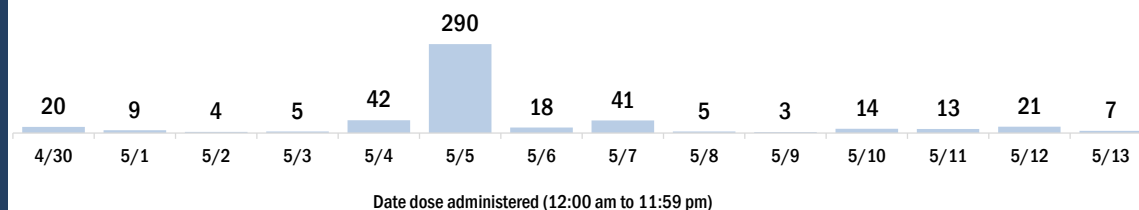


## Persons vaccinated for COVID-19 for the past 2 weeks

### Number of persons who received their first dose of a two-dose series of the COVID-19 vaccine



### Number of persons who completed the COVID-19 vaccine series



# COVID-19: Volusia County vaccine summary

Vaccination data through May 13, 2021 as of May 14, 2021 at 12:05 AM

Data in this report are provisional and subject to change.

Data in this summary pertain to COVID-19 vaccines approved by the U.S. Food and Drug Administration and have been issued an Emergency Use Authorization (Janssen COVID-19 Vaccine, Moderna COVID-19 Vaccine and Pfizer-BioNTech COVID-19 Vaccine). These data summarize the number of people who have received either their first dose or have completed the series for a COVID-19 vaccine. **A person can only be counted in one category, first dose or series complete.** For persons receiving Moderna or Pfizer vaccines, once they receive their second dose, they are moved from the first dose column to the series completed column. **Because of this, the total first dose category may show a change from report to report not matching the total receiving their first dose from the previous day.** Persons receiving Johnson & Johnson vaccines will always be counted in the series completed column.

## COVID-19 doses for vaccinated persons in Florida

**Doses administered** 385,818

People receiving one dose of a 1-dose series (Johnson & Johnson) or receiving only one dose of a 2-dose series (Moderna, Pfizer) count once. Persons receiving both doses of a 2-dose series count twice.

## Current status of persons vaccinated for COVID-19 in Florida

**Total people vaccinated** 226,344

First dose 46,520

Series completed 179,824

Completed 1-dose series 20,350

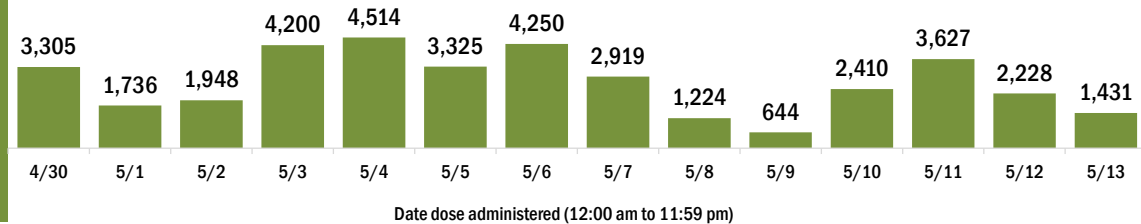
Completed 2-dose series 159,474

**First dose:** current number of people who have only received their first dose of the Moderna or Pfizer vaccine.

**Series complete:** current number of people who have received both Moderna or Pfizer vaccine doses or one Johnson & Johnson dose and are considered fully immunized.

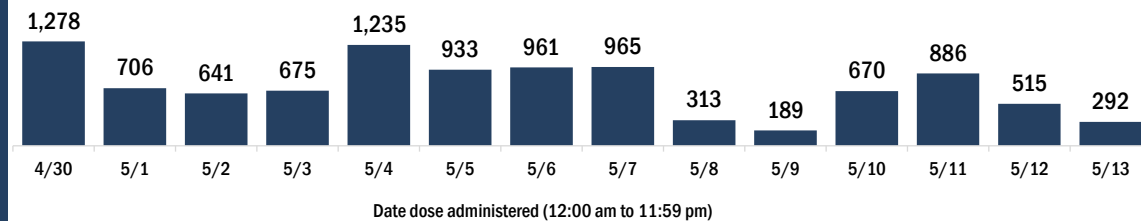
Demographic summary	First dose	Series complete	Total people vaccinated
<b>Age group</b>	46,520	179,824	226,344
16-24 years	4,578	7,410	11,988
25-34 years	4,615	9,122	13,737
35-44 years	5,454	12,261	17,715
45-54 years	6,948	19,568	26,516
55-64 years	10,582	37,455	48,037
65-74 years	8,542	53,728	62,270
75-84 years	4,215	29,933	34,148
85+ years	1,586	10,347	11,933
<b>Race</b>	46,520	179,824	226,344
White	29,183	119,433	148,616
Black	3,081	8,568	11,649
American Indian/Alaskan	185	605	790
Other	5,217	20,073	25,290
Unknown	8,854	31,145	39,999
<b>Other race</b> includes Asian, native Hawaiian/Pacific Islander, or other.			
<b>Ethnicity</b>	46,520	179,824	226,344
Hispanic	5,316	12,148	17,464
Non-Hispanic	23,375	95,076	118,451
Unknown	17,829	72,600	90,429
<b>Gender</b>	46,520	179,824	226,344
Female	24,065	100,332	124,397
Male	21,722	76,794	98,516
Unknown	733	2,698	3,431

## COVID-19 doses administered for the past 2 weeks

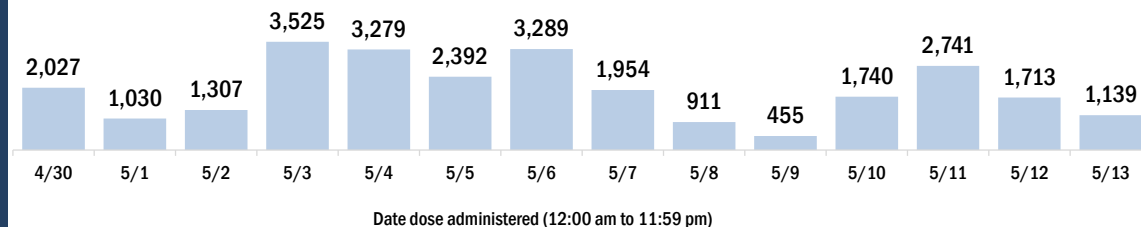


## Persons vaccinated for COVID-19 for the past 2 weeks

### Number of persons who received their first dose of a two-dose series of the COVID-19 vaccine



### Number of persons who completed the COVID-19 vaccine series



# COVID-19: Wakulla County vaccine summary

Vaccination data through May 13, 2021 as of May 14, 2021 at 12:05 AM

Data in this report are provisional and subject to change.

Data in this summary pertain to COVID-19 vaccines approved by the U.S. Food and Drug Administration and have been issued an Emergency Use Authorization (Janssen COVID-19 Vaccine, Moderna COVID-19 Vaccine and Pfizer-BioNTech COVID-19 Vaccine). These data summarize the number of people who have received either their first dose or have completed the series for a COVID-19 vaccine. **A person can only be counted in one category, first dose or series complete.** For persons receiving Moderna or Pfizer vaccines, once they receive their second dose, they are moved from the first dose column to the series completed column. **Because of this, the total first dose category may show a change from report to report not matching the total receiving their first dose from the previous day.** Persons receiving Johnson & Johnson vaccines will always be counted in the series completed column.

## COVID-19 doses for vaccinated persons in Florida

**Doses administered** 19,100

People receiving one dose of a 1-dose series (Johnson & Johnson) or receiving only one dose of a 2-dose series (Moderna, Pfizer) count once. Persons receiving both doses of a 2-dose series count twice.

## Current status of persons vaccinated for COVID-19 in Florida

**Total people vaccinated** 11,150

First dose 2,637

Series completed 8,513

Completed 1-dose series 563

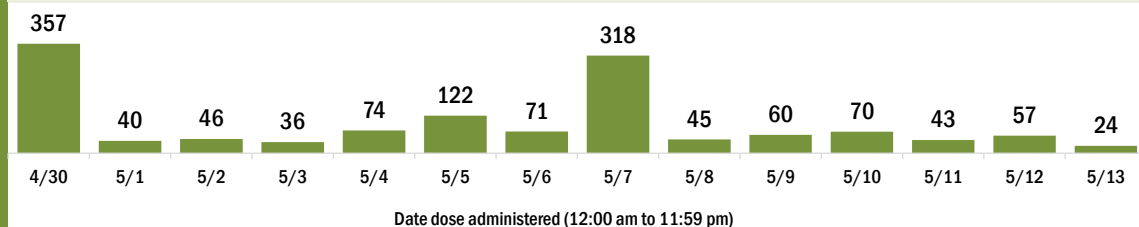
Completed 2-dose series 7,950

**First dose:** current number of people who have only received their first dose of the Moderna or Pfizer vaccine.

**Series complete:** current number of people who have received both Moderna or Pfizer vaccine doses or one Johnson & Johnson dose and are considered fully immunized.

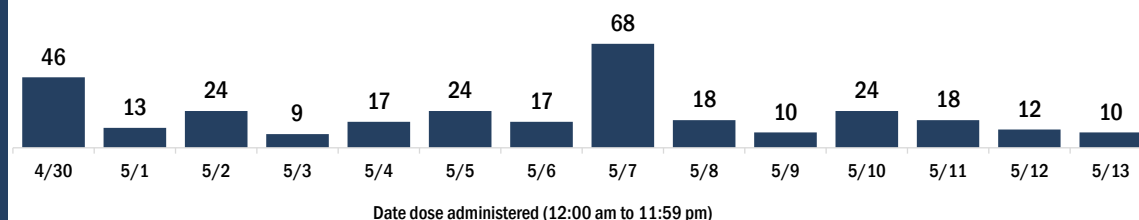
Demographic summary	First dose	Series complete	Total people vaccinated
<b>Age group</b>	2,637	8,513	11,150
16-24 years	155	302	457
25-34 years	327	479	806
35-44 years	412	748	1,160
45-54 years	510	1,107	1,617
55-64 years	571	1,908	2,479
65-74 years	414	2,530	2,944
75-84 years	187	1,167	1,354
85+ years	61	272	333
<b>Race</b>	2,637	8,513	11,150
White	1,854	6,338	8,192
Black	494	643	1,137
American Indian/Alaskan	7	39	46
Other	129	1,052	1,181
Unknown	153	441	594
<b>Other race</b> includes Asian, native Hawaiian/Pacific Islander, or other.			
<b>Ethnicity</b>	2,637	8,513	11,150
Hispanic	44	180	224
Non-Hispanic	1,269	6,822	8,091
Unknown	1,324	1,511	2,835
<b>Gender</b>	2,637	8,513	11,150
Female	938	4,748	5,686
Male	1,698	3,764	5,462
Unknown	1	1	2

## COVID-19 doses administered for the past 2 weeks

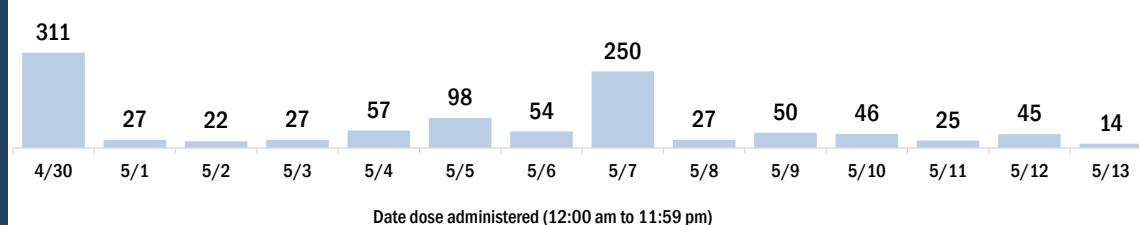


## Persons vaccinated for COVID-19 for the past 2 weeks

### Number of persons who received their first dose of a two-dose series of the COVID-19 vaccine



### Number of persons who completed the COVID-19 vaccine series



# COVID-19: Walton County vaccine summary

Vaccination data through May 13, 2021 as of May 14, 2021 at 12:05 AM

Data in this report are provisional and subject to change.

Data in this summary pertain to COVID-19 vaccines approved by the U.S. Food and Drug Administration and have been issued an Emergency Use Authorization (Janssen COVID-19 Vaccine, Moderna COVID-19 Vaccine and Pfizer-BioNTech COVID-19 Vaccine). These data summarize the number of people who have received either their first dose or have completed the series for a COVID-19 vaccine. **A person can only be counted in one category, first dose or series complete.** For persons receiving Moderna or Pfizer vaccines, once they receive their second dose, they are moved from the first dose column to the series completed column. **Because of this, the total first dose category may show a change from report to report not matching the total receiving their first dose from the previous day.** Persons receiving Johnson & Johnson vaccines will always be counted in the series completed column.

## COVID-19 doses for vaccinated persons in Florida

**Doses administered** 42,810

People receiving one dose of a 1-dose series (Johnson & Johnson) or receiving only one dose of a 2-dose series (Moderna, Pfizer) count once. Persons receiving both doses of a 2-dose series count twice.

## Current status of persons vaccinated for COVID-19 in Florida

**Total people vaccinated** 24,698

First dose 5,244

Series completed 19,454

Completed 1-dose series 1,342

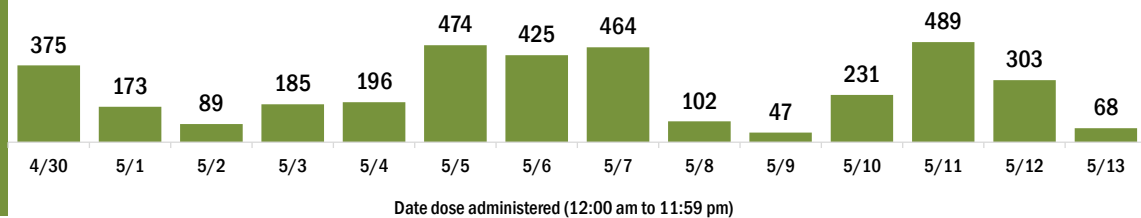
Completed 2-dose series 18,112

**First dose:** current number of people who have only received their first dose of the Moderna or Pfizer vaccine.

**Series complete:** current number of people who have received both Moderna or Pfizer vaccine doses or one Johnson & Johnson dose and are considered fully immunized.

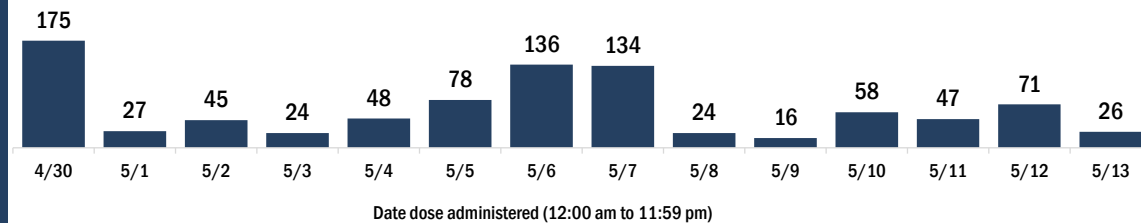
Demographic summary	First dose	Series complete	Total people vaccinated
<b>Age group</b>	5,244	19,454	24,698
16-24 years	366	517	883
25-34 years	504	879	1,383
35-44 years	643	1,638	2,281
45-54 years	826	2,304	3,130
55-64 years	1,195	4,577	5,772
65-74 years	1,107	6,193	7,300
75-84 years	484	2,629	3,113
85+ years	119	717	836
<b>Race</b>	5,244	19,454	24,698
White	3,735	14,526	18,261
Black	204	470	674
American Indian/Alaskan	18	82	100
Other	382	966	1,348
Unknown	905	3,410	4,315
<b>Other race</b> includes Asian, native Hawaiian/Pacific Islander, or other.			
<b>Ethnicity</b>	5,244	19,454	24,698
Hispanic	312	602	914
Non-Hispanic	3,305	12,818	16,123
Unknown	1,627	6,034	7,661
<b>Gender</b>	5,244	19,454	24,698
Female	2,704	10,376	13,080
Male	2,538	9,076	11,614
Unknown	2	2	4

## COVID-19 doses administered for the past 2 weeks

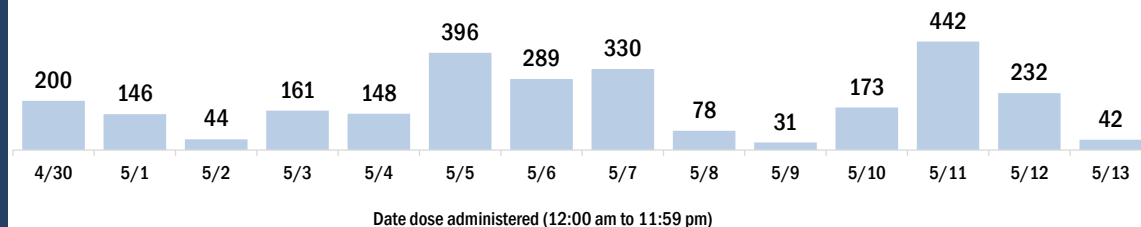


## Persons vaccinated for COVID-19 for the past 2 weeks

### Number of persons who received their first dose of a two-dose series of the COVID-19 vaccine



### Number of persons who completed the COVID-19 vaccine series





# COVID-19: Washington County vaccine summary

Vaccination data through May 13, 2021 as of May 14, 2021 at 12:05 AM

Data in this report are provisional and subject to change.

Data in this summary pertain to COVID-19 vaccines approved by the U.S. Food and Drug Administration and have been issued an Emergency Use Authorization (Janssen COVID-19 Vaccine, Moderna COVID-19 Vaccine and Pfizer-BioNTech COVID-19 Vaccine). These data summarize the number of people who have received either their first dose or have completed the series for a COVID-19 vaccine. **A person can only be counted in one category, first dose or series complete.** For persons receiving Moderna or Pfizer vaccines, once they receive their second dose, they are moved from the first dose column to the series completed column. **Because of this, the total first dose category may show a change from report to report not matching the total receiving their first dose from the previous day.** Persons receiving Johnson & Johnson vaccines will always be counted in the series completed column.

## COVID-19 doses for vaccinated persons in Florida

**Doses administered** 10,091

People receiving one dose of a 1-dose series (Johnson & Johnson) or receiving only one dose of a 2-dose series (Moderna, Pfizer) count once. Persons receiving both doses of a 2-dose series count twice.

## Current status of persons vaccinated for COVID-19 in Florida

**Total people vaccinated** 5,658

First dose 843

Series completed 4,815

Completed 1-dose series 382

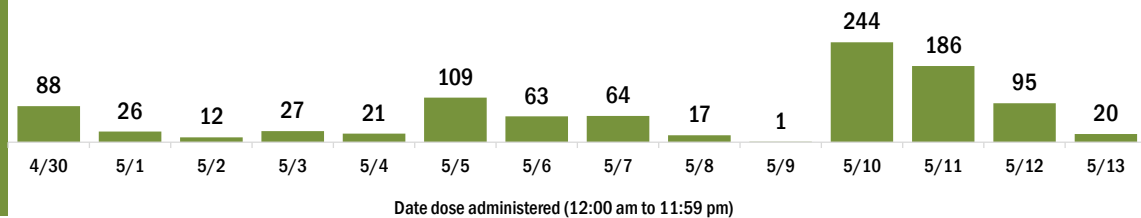
Completed 2-dose series 4,433

**First dose:** current number of people who have only received their first dose of the Moderna or Pfizer vaccine.

**Series complete:** current number of people who have received both Moderna or Pfizer vaccine doses or one Johnson & Johnson dose and are considered fully immunized.

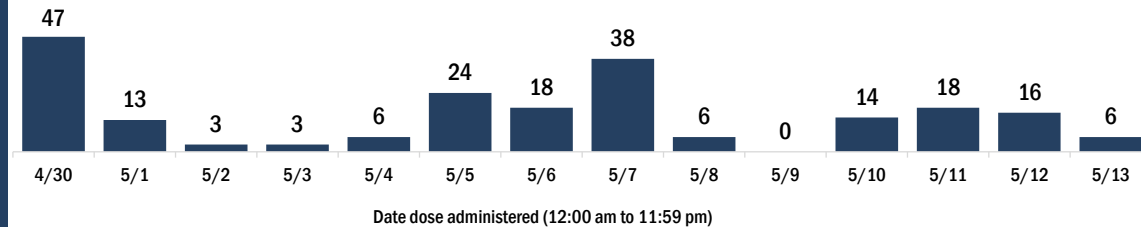
Demographic summary	First dose	Series complete	Total people vaccinated
<b>Age group</b>	<b>843</b>	<b>4,815</b>	<b>5,658</b>
16-24 years	53	84	137
25-34 years	99	215	314
35-44 years	116	370	486
45-54 years	171	569	740
55-64 years	205	1,160	1,365
65-74 years	110	1,393	1,503
75-84 years	61	769	830
85+ years	28	255	283
<b>Race</b>	<b>843</b>	<b>4,815</b>	<b>5,658</b>
White	504	3,556	4,060
Black	113	510	623
American Indian/Alaskan	6	60	66
Other	40	210	250
Unknown	180	479	659
<b>Other race</b> includes Asian, native Hawaiian/Pacific Islander, or other.			
<b>Ethnicity</b>	<b>843</b>	<b>4,815</b>	<b>5,658</b>
Hispanic	23	106	129
Non-Hispanic	618	3,953	4,571
Unknown	202	756	958
<b>Gender</b>	<b>843</b>	<b>4,815</b>	<b>5,658</b>
Female	367	2,441	2,808
Male	476	2,374	2,850
Unknown	0	0	0

## COVID-19 doses administered for the past 2 weeks



## Persons vaccinated for COVID-19 for the past 2 weeks

### Number of persons who received their first dose of a two-dose series of the COVID-19 vaccine



### Number of persons who completed the COVID-19 vaccine series

