

COVID-19: Florida vaccine summary

Vaccination data through May 12, 2021 as of May 13, 2021 at 12:05 AM

Data in this report are provisional and subject to change. Data are based on county of residence.

Data in this summary pertain to COVID-19 vaccines approved by the U.S. Food and Drug Administration and have been issued an Emergency Use Authorization (Janssen COVID-19 Vaccine, Moderna COVID-19 Vaccine and Pfizer-BioNTech COVID-19 Vaccine). These data summarize the number of people who have received either their first dose or have completed the series for a COVID-19 vaccine. **A person can only be counted in one category, first dose or series complete.** For persons receiving Moderna or Pfizer vaccines, once they receive their second dose, they are moved from the first dose column to the series completed column. **Because of this, the total first dose category may show a change from report to report not matching the total receiving their first dose from the previous day.** Persons receiving Johnson & Johnson vaccines will always be counted in the series completed column.

COVID-19 doses for vaccinated persons in Florida

Doses administered 16,105,785

People receiving one dose of a 1-dose series (Johnson & Johnson) or receiving only one dose of a 2-dose series (Moderna, Pfizer) count once. Persons receiving both doses of a 2-dose series count twice.

Current status of persons vaccinated for COVID-19 in Florida

Total people vaccinated 9,436,587

First dose 2,108,764

Series completed 7,327,823

Completed 1-dose series 658,625

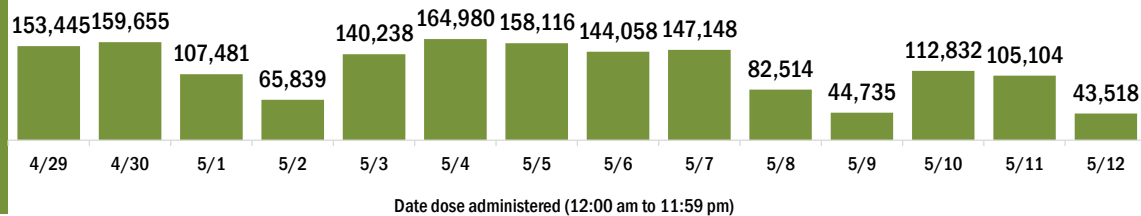
Completed 2-dose series 6,669,198

First dose: current number of people who have only received their first dose of the Moderna or Pfizer vaccine.

Series complete: current number of people who have received both Moderna or Pfizer vaccine doses or one Johnson & Johnson dose and are considered fully immunized.

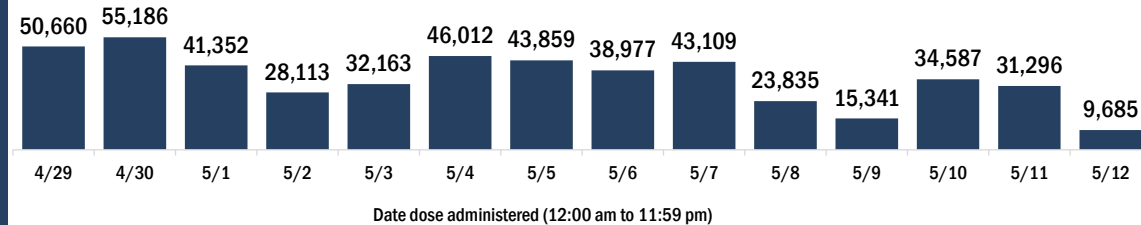
Demographic summary	First dose	Series complete	Total people vaccinated
Age group	2,108,764	7,327,823	9,436,587
16-24 years	236,728	360,042	596,770
25-34 years	276,100	553,140	829,240
35-44 years	305,920	743,480	1,049,400
45-54 years	331,955	1,012,181	1,344,136
55-64 years	370,757	1,489,096	1,859,853
65-74 years	323,433	1,804,984	2,128,417
75-84 years	186,379	1,025,858	1,212,237
85+ years	77,492	339,042	416,534
Race	2,108,764	7,327,823	9,436,587
White	1,279,767	4,996,097	6,275,864
Black	172,721	489,896	662,617
American Indian/Alaskan	9,893	25,402	35,295
Other	257,244	779,032	1,036,276
Unknown	389,139	1,037,396	1,426,535
Other race includes Asian, native Hawaiian/Pacific Islander, or other.			
Ethnicity	2,108,764	7,327,823	9,436,587
Hispanic	469,822	1,128,386	1,598,208
Non-Hispanic	873,360	3,877,392	4,750,752
Unknown	765,582	2,322,045	3,087,627
Gender	2,108,764	7,327,823	9,436,587
Female	1,099,459	4,060,449	5,159,908
Male	998,294	3,256,632	4,254,926
Unknown	11,011	10,742	21,753

COVID-19 doses administered for the past 2 weeks

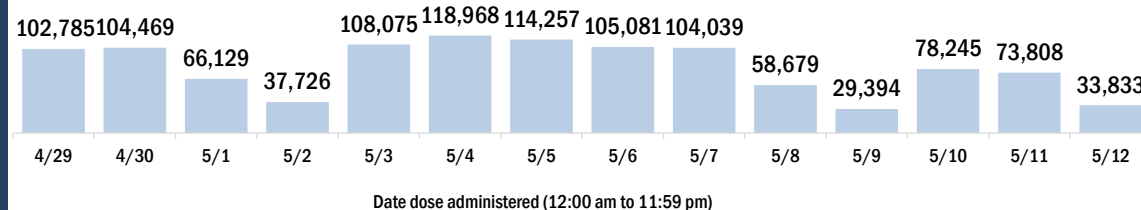


Persons vaccinated for COVID-19 for the past 2 weeks

Number of persons who received their first dose of the COVID-19 vaccine



Number of persons who received their second dose and completed the COVID-19 vaccine series



COVID-19: Alachua County vaccine summary

Vaccination data through May 12, 2021 as of May 13, 2021 at 12:05 AM

Data in this report are provisional and subject to change.

Data in this summary pertain to COVID-19 vaccines approved by the U.S. Food and Drug Administration and have been issued an Emergency Use Authorization (Janssen COVID-19 Vaccine, Moderna COVID-19 Vaccine and Pfizer-BioNTech COVID-19 Vaccine). These data summarize the number of people who have received either their first dose or have completed the series for a COVID-19 vaccine. **A person can only be counted in one category, first dose or series complete.** For persons receiving Moderna or Pfizer vaccines, once they receive their second dose, they are moved from the first dose column to the series completed column. **Because of this, the total first dose category may show a change from report to report not matching the total receiving their first dose from the previous day.** Persons receiving Johnson & Johnson vaccines will always be counted in the series completed column.

COVID-19 doses for vaccinated persons in Florida

Doses administered 214,386

People receiving one dose of a 1-dose series (Johnson & Johnson) or receiving only one dose of a 2-dose series (Moderna, Pfizer) count once. Persons receiving both doses of a 2-dose series count twice.

Current status of persons vaccinated for COVID-19 in Florida

Total people vaccinated 123,194

First dose 27,050

Series completed 96,144

Completed 1-dose series 4,952

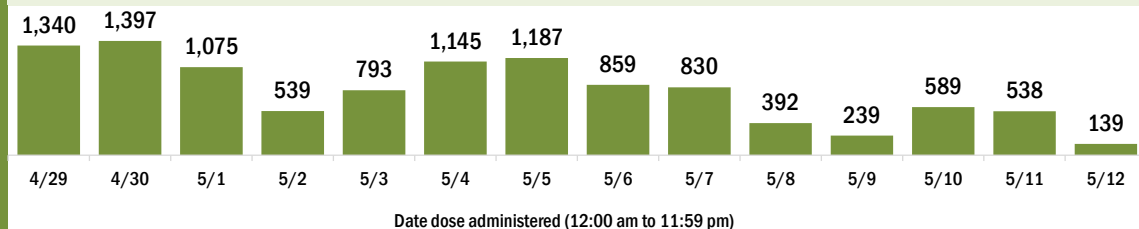
Completed 2-dose series 91,192

First dose: current number of people who have only received their first dose of the Moderna or Pfizer vaccine.

Series complete: current number of people who have received both Moderna or Pfizer vaccine doses or one Johnson & Johnson dose and are considered fully immunized.

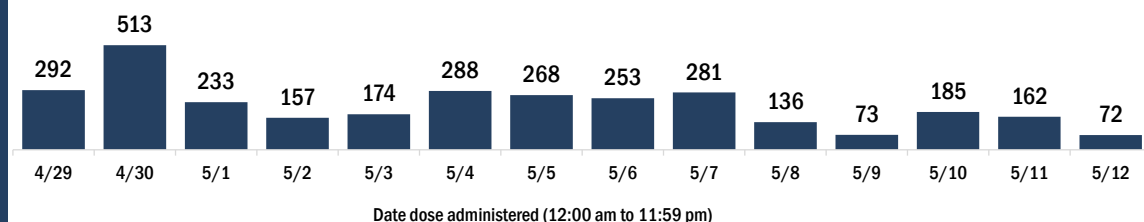
Demographic summary	First dose	Series complete	Total people vaccinated
Age group	27,050	96,144	123,194
16-24 years	9,514	11,125	20,639
25-34 years	5,383	14,611	19,994
35-44 years	3,679	11,825	15,504
45-54 years	2,894	11,673	14,567
55-64 years	2,915	15,688	18,603
65-74 years	1,556	18,649	20,205
75-84 years	728	9,226	9,954
85+ years	381	3,347	3,728
Race	27,050	96,144	123,194
White	16,559	66,996	83,555
Black	3,458	9,521	12,979
American Indian/Alaskan	101	317	418
Other	4,928	14,519	19,447
Unknown	2,004	4,791	6,795
Other race includes Asian, native Hawaiian/Pacific Islander, or other.			
Ethnicity	27,050	96,144	123,194
Hispanic	3,860	7,759	11,619
Non-Hispanic	16,798	65,386	82,184
Unknown	6,392	22,999	29,391
Gender	27,050	96,144	123,194
Female	14,006	55,082	69,088
Male	12,991	41,020	54,011
Unknown	53	42	95

COVID-19 doses administered for the past 2 weeks

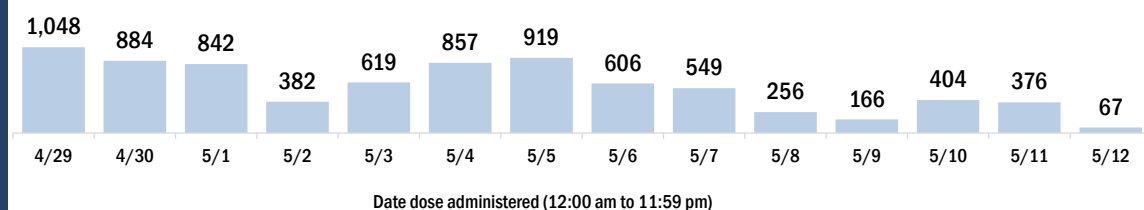


Persons vaccinated for COVID-19 for the past 2 weeks

Number of persons who received their first dose of a two-dose series of the COVID-19 vaccine



Number of persons who completed the COVID-19 vaccine series



COVID-19: Baker County vaccine summary

Vaccination data through May 12, 2021 as of May 13, 2021 at 12:05 AM

Data in this report are provisional and subject to change.

Data in this summary pertain to COVID-19 vaccines approved by the U.S. Food and Drug Administration and have been issued an Emergency Use Authorization (Janssen COVID-19 Vaccine, Moderna COVID-19 Vaccine and Pfizer-BioNTech COVID-19 Vaccine). These data summarize the number of people who have received either their first dose or have completed the series for a COVID-19 vaccine. **A person can only be counted in one category, first dose or series complete.** For persons receiving Moderna or Pfizer vaccines, once they receive their second dose, they are moved from the first dose column to the series completed column. **Because of this, the total first dose category may show a change from report to report not matching the total receiving their first dose from the previous day.** Persons receiving Johnson & Johnson vaccines will always be counted in the series completed column.

COVID-19 doses for vaccinated persons in Florida

Doses administered 10,489

People receiving one dose of a 1-dose series (Johnson & Johnson) or receiving only one dose of a 2-dose series (Moderna, Pfizer) count once. Persons receiving both doses of a 2-dose series count twice.

Current status of persons vaccinated for COVID-19 in Florida

Total people vaccinated 6,129

First dose 1,609

Series completed 4,520

Completed 1-dose series 160

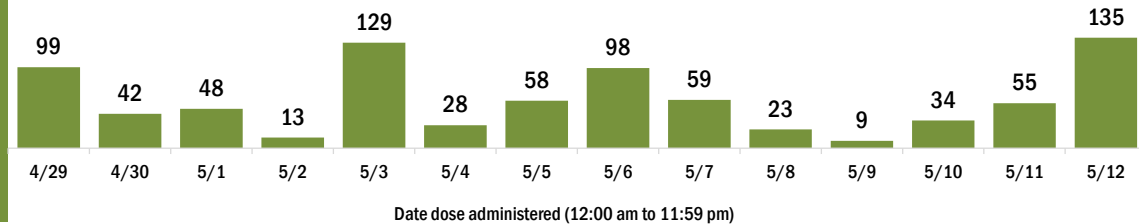
Completed 2-dose series 4,360

First dose: current number of people who have only received their first dose of the Moderna or Pfizer vaccine.

Series complete: current number of people who have received both Moderna or Pfizer vaccine doses or one Johnson & Johnson dose and are considered fully immunized.

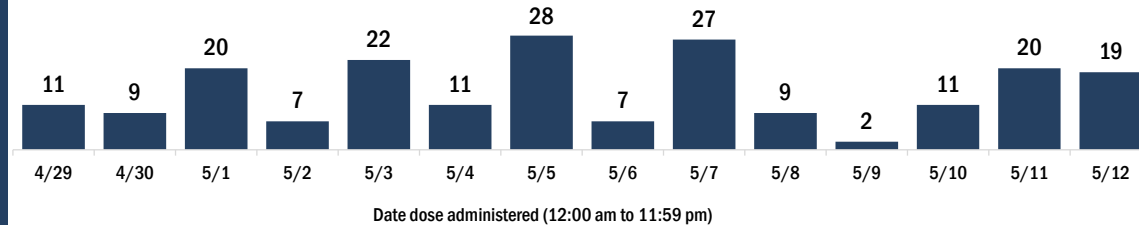
Demographic summary	First dose	Series complete	Total people vaccinated
Age group	1,609	4,520	6,129
16-24 years	89	127	216
25-34 years	240	224	464
35-44 years	331	364	695
45-54 years	353	577	930
55-64 years	347	1,021	1,368
65-74 years	150	1,325	1,475
75-84 years	70	689	759
85+ years	29	193	222
Race	1,609	4,520	6,129
White	999	3,577	4,576
Black	447	465	912
American Indian/Alaskan	3	21	24
Other	105	241	346
Unknown	55	216	271
Other race includes Asian, native Hawaiian/Pacific Islander, or other.			
Ethnicity	1,609	4,520	6,129
Hispanic	43	99	142
Non-Hispanic	776	3,341	4,117
Unknown	790	1,080	1,870
Gender	1,609	4,520	6,129
Female	497	2,450	2,947
Male	1,103	2,069	3,172
Unknown	9	1	10

COVID-19 doses administered for the past 2 weeks

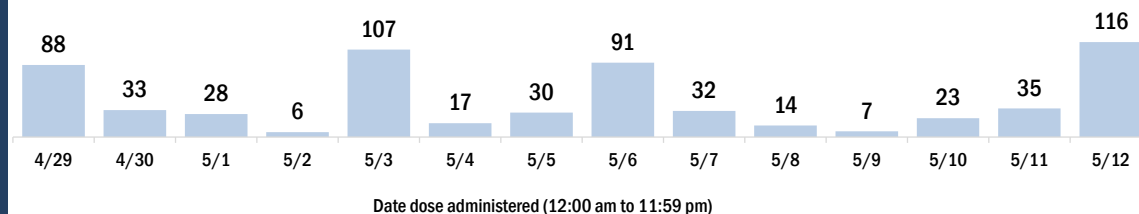


Persons vaccinated for COVID-19 for the past 2 weeks

Number of persons who received their first dose of a two-dose series of the COVID-19 vaccine



Number of persons who completed the COVID-19 vaccine series



COVID-19: Bay County vaccine summary

Vaccination data through May 12, 2021 as of May 13, 2021 at 12:05 AM

Data in this report are provisional and subject to change.

Data in this summary pertain to COVID-19 vaccines approved by the U.S. Food and Drug Administration and have been issued an Emergency Use Authorization (Janssen COVID-19 Vaccine, Moderna COVID-19 Vaccine and Pfizer-BioNTech COVID-19 Vaccine). These data summarize the number of people who have received either their first dose or have completed the series for a COVID-19 vaccine. **A person can only be counted in one category, first dose or series complete.** For persons receiving Moderna or Pfizer vaccines, once they receive their second dose, they are moved from the first dose column to the series completed column. **Because of this, the total first dose category may show a change from report to report not matching the total receiving their first dose from the previous day.** Persons receiving Johnson & Johnson vaccines will always be counted in the series completed column.

COVID-19 doses for vaccinated persons in Florida

Doses administered 91,062

People receiving one dose of a 1-dose series (Johnson & Johnson) or receiving only one dose of a 2-dose series (Moderna, Pfizer) count once. Persons receiving both doses of a 2-dose series count twice.

Current status of persons vaccinated for COVID-19 in Florida

Total people vaccinated 53,504

First dose 10,188

Series completed 43,316

Completed 1-dose series 5,758

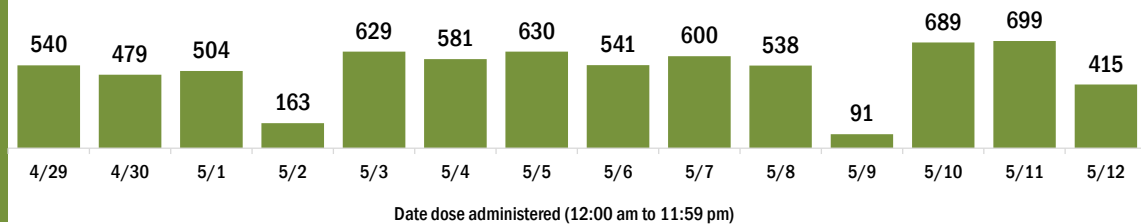
Completed 2-dose series 37,558

First dose: current number of people who have only received their first dose of the Moderna or Pfizer vaccine.

Series complete: current number of people who have received both Moderna or Pfizer vaccine doses or one Johnson & Johnson dose and are considered fully immunized.

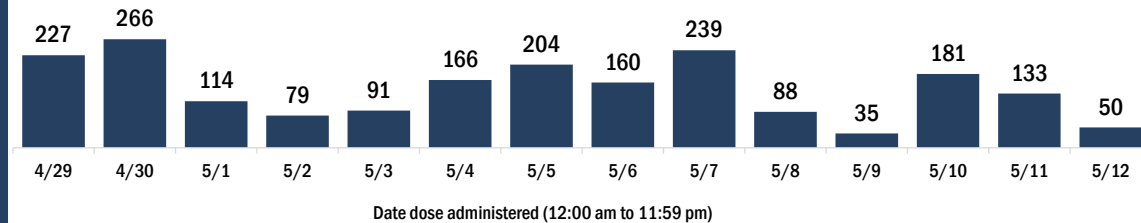
Demographic summary	First dose	Series complete	Total people vaccinated
Age group	10,188	43,316	53,504
16-24 years	1,028	1,454	2,482
25-34 years	1,271	2,464	3,735
35-44 years	1,487	3,836	5,323
45-54 years	1,706	5,468	7,174
55-64 years	2,278	9,949	12,227
65-74 years	1,448	12,233	13,681
75-84 years	699	6,052	6,751
85+ years	271	1,860	2,131
Race	10,188	43,316	53,504
White	6,285	30,381	36,666
Black	786	2,789	3,575
American Indian/Alaskan	54	203	257
Other	1,323	3,487	4,810
Unknown	1,740	6,456	8,196
Other race includes Asian, native Hawaiian/Pacific Islander, or other.			
Ethnicity	10,188	43,316	53,504
Hispanic	847	1,892	2,739
Non-Hispanic	5,767	26,430	32,197
Unknown	3,574	14,994	18,568
Gender	10,188	43,316	53,504
Female	5,546	23,865	29,411
Male	4,638	19,444	24,082
Unknown	4	7	11

COVID-19 doses administered for the past 2 weeks

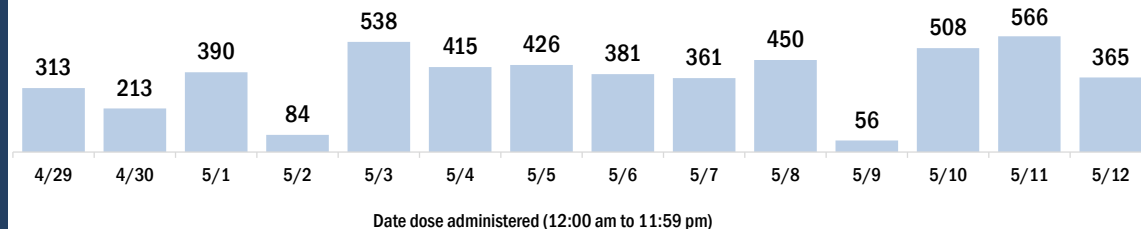


Persons vaccinated for COVID-19 for the past 2 weeks

Number of persons who received their first dose of a two-dose series of the COVID-19 vaccine



Number of persons who completed the COVID-19 vaccine series



COVID-19: Bradford County vaccine summary

Vaccination data through May 12, 2021 as of May 13, 2021 at 12:05 AM

Data in this report are provisional and subject to change.

Data in this summary pertain to COVID-19 vaccines approved by the U.S. Food and Drug Administration and have been issued an Emergency Use Authorization (Janssen COVID-19 Vaccine, Moderna COVID-19 Vaccine and Pfizer-BioNTech COVID-19 Vaccine). These data summarize the number of people who have received either their first dose or have completed the series for a COVID-19 vaccine. **A person can only be counted in one category, first dose or series complete.** For persons receiving Moderna or Pfizer vaccines, once they receive their second dose, they are moved from the first dose column to the series completed column. **Because of this, the total first dose category may show a change from report to report not matching the total receiving their first dose from the previous day.** Persons receiving Johnson & Johnson vaccines will always be counted in the series completed column.

COVID-19 doses for vaccinated persons in Florida

Doses administered 11,396

People receiving one dose of a 1-dose series (Johnson & Johnson) or receiving only one dose of a 2-dose series (Moderna, Pfizer) count once. Persons receiving both doses of a 2-dose series count twice.

Current status of persons vaccinated for COVID-19 in Florida

Total people vaccinated 6,831

First dose 1,903

Series completed 4,928

Completed 1-dose series 363

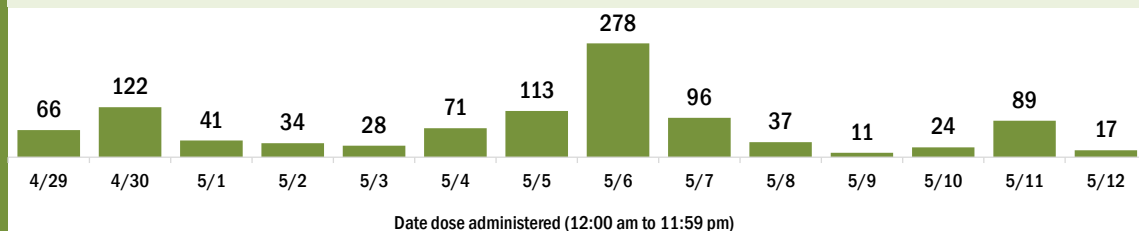
Completed 2-dose series 4,565

First dose: current number of people who have only received their first dose of the Moderna or Pfizer vaccine.

Series complete: current number of people who have received both Moderna or Pfizer vaccine doses or one Johnson & Johnson dose and are considered fully immunized.

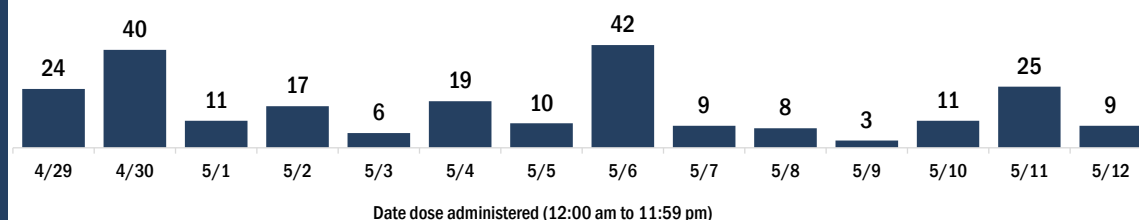
Demographic summary	First dose	Series complete	Total people vaccinated
Age group	1,903	4,928	6,831
16-24 years	115	108	223
25-34 years	280	252	532
35-44 years	438	348	786
45-54 years	410	554	964
55-64 years	411	1,087	1,498
65-74 years	156	1,478	1,634
75-84 years	69	838	907
85+ years	24	263	287
Race	1,903	4,928	6,831
White	1,038	3,670	4,708
Black	652	698	1,350
American Indian/Alaskan	3	31	34
Other	143	375	518
Unknown	67	154	221
Other race includes Asian, native Hawaiian/Pacific Islander, or other.			
Ethnicity	1,903	4,928	6,831
Hispanic	120	100	220
Non-Hispanic	1,115	4,282	5,397
Unknown	668	546	1,214
Gender	1,903	4,928	6,831
Female	438	2,701	3,139
Male	1,464	2,227	3,691
Unknown	1	0	1

COVID-19 doses administered for the past 2 weeks

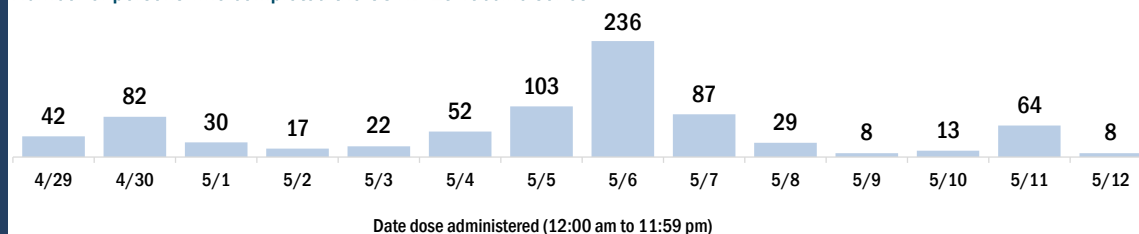


Persons vaccinated for COVID-19 for the past 2 weeks

Number of persons who received their first dose of a two-dose series of the COVID-19 vaccine



Number of persons who completed the COVID-19 vaccine series



COVID-19: Brevard County vaccine summary

Vaccination data through May 12, 2021 as of May 13, 2021 at 12:05 AM

Data in this report are provisional and subject to change.

Data in this summary pertain to COVID-19 vaccines approved by the U.S. Food and Drug Administration and have been issued an Emergency Use Authorization (Janssen COVID-19 Vaccine, Moderna COVID-19 Vaccine and Pfizer-BioNTech COVID-19 Vaccine). These data summarize the number of people who have received either their first dose or have completed the series for a COVID-19 vaccine. **A person can only be counted in one category, first dose or series complete.** For persons receiving Moderna or Pfizer vaccines, once they receive their second dose, they are moved from the first dose column to the series completed column. **Because of this, the total first dose category may show a change from report to report not matching the total receiving their first dose from the previous day.** Persons receiving Johnson & Johnson vaccines will always be counted in the series completed column.

COVID-19 doses for vaccinated persons in Florida

Doses administered 440,908

People receiving one dose of a 1-dose series (Johnson & Johnson) or receiving only one dose of a 2-dose series (Moderna, Pfizer) count once. Persons receiving both doses of a 2-dose series count twice.

Current status of persons vaccinated for COVID-19 in Florida

Total people vaccinated 256,828

First dose 53,611

Series completed 203,217

Completed 1-dose series 19,137

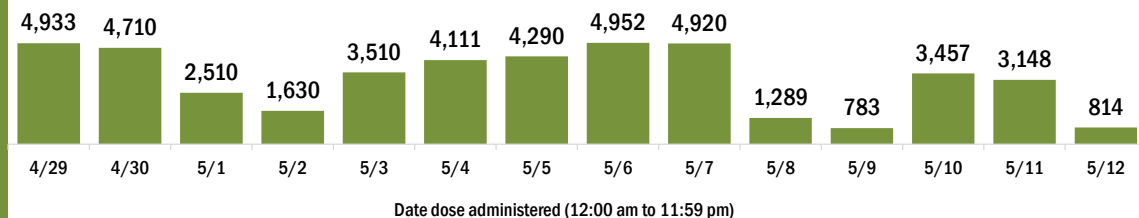
Completed 2-dose series 184,080

First dose: current number of people who have only received their first dose of the Moderna or Pfizer vaccine.

Series complete: current number of people who have received both Moderna or Pfizer vaccine doses or one Johnson & Johnson dose and are considered fully immunized.

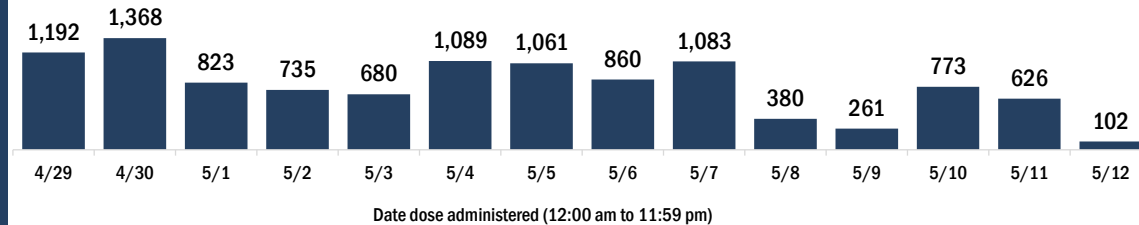
Demographic summary	First dose	Series complete	Total people vaccinated
Age group	53,611	203,217	256,828
16-24 years	5,988	7,734	13,722
25-34 years	6,632	11,721	18,353
35-44 years	6,964	16,001	22,965
45-54 years	7,784	23,622	31,406
55-64 years	11,153	46,722	57,875
65-74 years	8,218	54,982	63,200
75-84 years	4,716	31,120	35,836
85+ years	2,156	11,315	13,471
Race	53,611	203,217	256,828
White	34,597	138,213	172,810
Black	4,257	10,610	14,867
American Indian/Alaskan	321	876	1,197
Other	5,462	18,492	23,954
Unknown	8,974	35,026	44,000
Other race includes Asian, native Hawaiian/Pacific Islander, or other.			
Ethnicity	53,611	203,217	256,828
Hispanic	4,870	11,250	16,120
Non-Hispanic	30,134	115,764	145,898
Unknown	18,607	76,203	94,810
Gender	53,611	203,217	256,828
Female	28,283	114,686	142,969
Male	25,207	88,314	113,521
Unknown	121	217	338

COVID-19 doses administered for the past 2 weeks

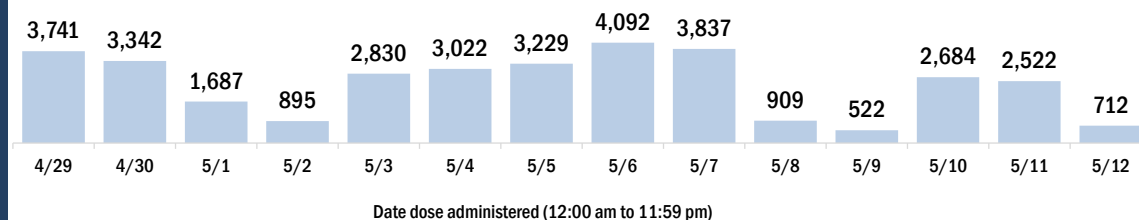


Persons vaccinated for COVID-19 for the past 2 weeks

Number of persons who received their first dose of a two-dose series of the COVID-19 vaccine



Number of persons who completed the COVID-19 vaccine series



COVID-19: Broward County vaccine summary

Vaccination data through May 12, 2021 as of May 13, 2021 at 12:05 AM

Data in this report are provisional and subject to change.

Data in this summary pertain to COVID-19 vaccines approved by the U.S. Food and Drug Administration and have been issued an Emergency Use Authorization (Janssen COVID-19 Vaccine, Moderna COVID-19 Vaccine and Pfizer-BioNTech COVID-19 Vaccine). These data summarize the number of people who have received either their first dose or have completed the series for a COVID-19 vaccine. **A person can only be counted in one category, first dose or series complete.** For persons receiving Moderna or Pfizer vaccines, once they receive their second dose, they are moved from the first dose column to the series completed column. **Because of this, the total first dose category may show a change from report to report not matching the total receiving their first dose from the previous day.** Persons receiving Johnson & Johnson vaccines will always be counted in the series completed column.

COVID-19 doses for vaccinated persons in Florida

Doses administered 1,512,459

People receiving one dose of a 1-dose series (Johnson & Johnson) or receiving only one dose of a 2-dose series (Moderna, Pfizer) count once. Persons receiving both doses of a 2-dose series count twice.

Current status of persons vaccinated for COVID-19 in Florida

Total people vaccinated 891,364

First dose 214,968

Series completed 676,396

Completed 1-dose series 55,301

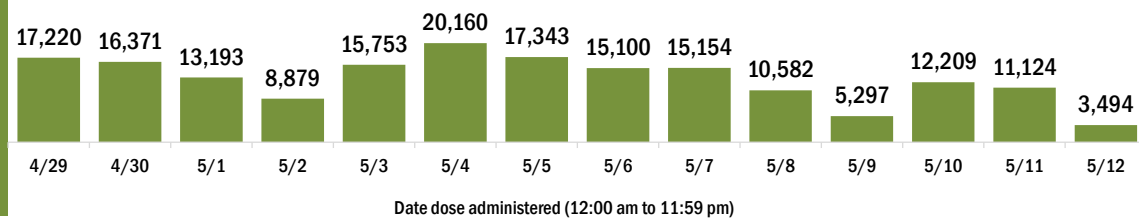
Completed 2-dose series 621,095

First dose: current number of people who have only received their first dose of the Moderna or Pfizer vaccine.

Series complete: current number of people who have received both Moderna or Pfizer vaccine doses or one Johnson & Johnson dose and are considered fully immunized.

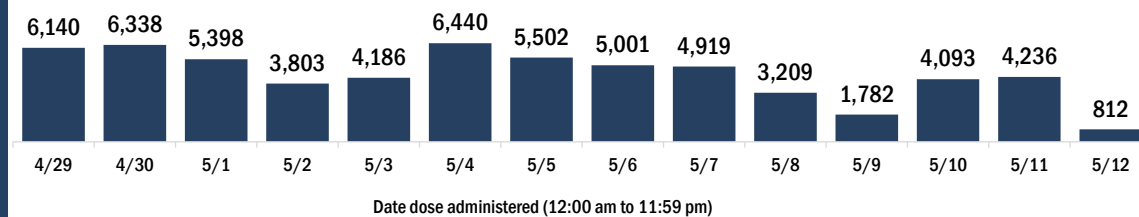
Demographic summary	First dose	Series complete	Total people vaccinated
Age group	214,968	676,396	891,364
16-24 years	25,574	38,113	63,687
25-34 years	27,973	56,155	84,128
35-44 years	34,241	83,786	118,027
45-54 years	38,251	117,112	155,363
55-64 years	37,982	150,512	188,494
65-74 years	28,807	136,602	165,409
75-84 years	15,075	68,954	84,029
85+ years	7,065	25,162	32,227
Race	214,968	676,396	891,364
White	116,347	417,051	533,398
Black	29,541	82,466	112,007
American Indian/Alaskan	1,057	2,731	3,788
Other	26,084	81,034	107,118
Unknown	41,939	93,114	135,053
Other race includes Asian, native Hawaiian/Pacific Islander, or other.			
Ethnicity	214,968	676,396	891,364
Hispanic	62,570	159,275	221,845
Non-Hispanic	78,140	327,064	405,204
Unknown	74,258	190,057	264,315
Gender	214,968	676,396	891,364
Female	112,628	365,796	478,424
Male	101,629	309,387	411,016
Unknown	711	1,213	1,924

COVID-19 doses administered for the past 2 weeks

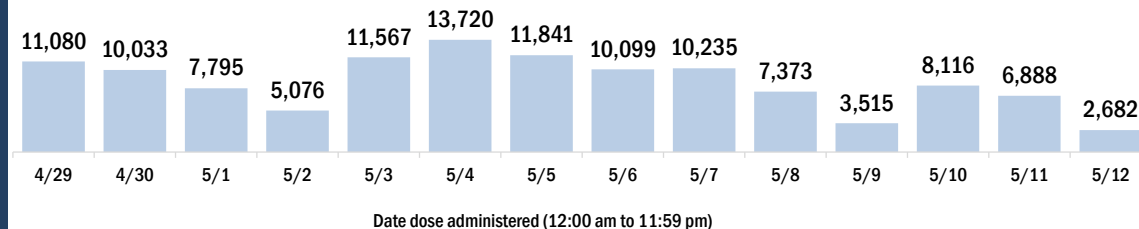


Persons vaccinated for COVID-19 for the past 2 weeks

Number of persons who received their first dose of a two-dose series of the COVID-19 vaccine



Number of persons who completed the COVID-19 vaccine series



COVID-19: Calhoun County vaccine summary

Vaccination data through May 12, 2021 as of May 13, 2021 at 12:05 AM

Data in this report are provisional and subject to change.

Data in this summary pertain to COVID-19 vaccines approved by the U.S. Food and Drug Administration and have been issued an Emergency Use Authorization (Janssen COVID-19 Vaccine, Moderna COVID-19 Vaccine and Pfizer-BioNTech COVID-19 Vaccine). These data summarize the number of people who have received either their first dose or have completed the series for a COVID-19 vaccine. **A person can only be counted in one category, first dose or series complete.** For persons receiving Moderna or Pfizer vaccines, once they receive their second dose, they are moved from the first dose column to the series completed column. **Because of this, the total first dose category may show a change from report to report not matching the total receiving their first dose from the previous day.** Persons receiving Johnson & Johnson vaccines will always be counted in the series completed column.

COVID-19 doses for vaccinated persons in Florida

Doses administered 5,520

People receiving one dose of a 1-dose series (Johnson & Johnson) or receiving only one dose of a 2-dose series (Moderna, Pfizer) count once. Persons receiving both doses of a 2-dose series count twice.

Current status of persons vaccinated for COVID-19 in Florida

Total people vaccinated 3,260

First dose 814

Series completed 2,446

Completed 1-dose series 186

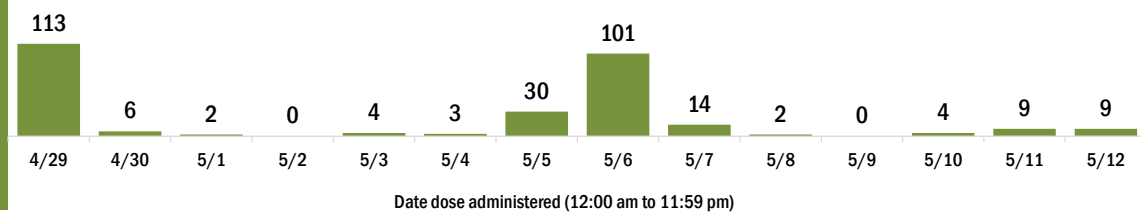
Completed 2-dose series 2,260

First dose: current number of people who have only received their first dose of the Moderna or Pfizer vaccine.

Series complete: current number of people who have received both Moderna or Pfizer vaccine doses or one Johnson & Johnson dose and are considered fully immunized.

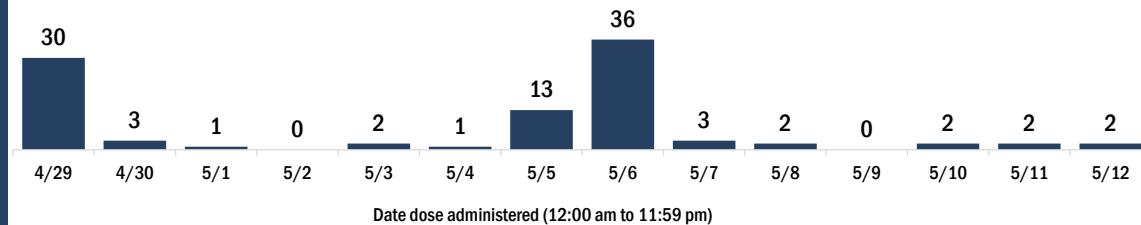
Demographic summary	First dose	Series complete	Total people vaccinated
Age group	814	2,446	3,260
16-24 years	48	38	86
25-34 years	100	73	173
35-44 years	164	135	299
45-54 years	187	249	436
55-64 years	157	490	647
65-74 years	91	809	900
75-84 years	48	469	517
85+ years	19	183	202
Race	814	2,446	3,260
White	503	1,720	2,223
Black	200	166	366
American Indian/Alaskan	5	16	21
Other	58	335	393
Unknown	48	209	257
Other race includes Asian, native Hawaiian/Pacific Islander, or other.			
Ethnicity	814	2,446	3,260
Hispanic	7	51	58
Non-Hispanic	198	1,367	1,565
Unknown	609	1,028	1,637
Gender	814	2,446	3,260
Female	198	1,360	1,558
Male	616	1,085	1,701
Unknown	0	1	1

COVID-19 doses administered for the past 2 weeks

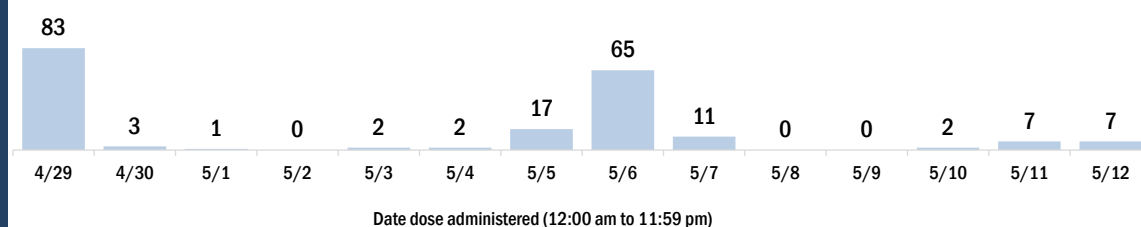


Persons vaccinated for COVID-19 for the past 2 weeks

Number of persons who received their first dose of a two-dose series of the COVID-19 vaccine



Number of persons who completed the COVID-19 vaccine series



COVID-19: Charlotte County vaccine summary

Vaccination data through May 12, 2021 as of May 13, 2021 at 12:05 AM

Data in this report are provisional and subject to change.

Data in this summary pertain to COVID-19 vaccines approved by the U.S. Food and Drug Administration and have been issued an Emergency Use Authorization (Janssen COVID-19 Vaccine, Moderna COVID-19 Vaccine and Pfizer-BioNTech COVID-19 Vaccine). These data summarize the number of people who have received either their first dose or have completed the series for a COVID-19 vaccine. **A person can only be counted in one category, first dose or series complete.** For persons receiving Moderna or Pfizer vaccines, once they receive their second dose, they are moved from the first dose column to the series completed column. **Because of this, the total first dose category may show a change from report to report not matching the total receiving their first dose from the previous day.** Persons receiving Johnson & Johnson vaccines will always be counted in the series completed column.

COVID-19 doses for vaccinated persons in Florida

Doses administered 183,347

People receiving one dose of a 1-dose series (Johnson & Johnson) or receiving only one dose of a 2-dose series (Moderna, Pfizer) count once. Persons receiving both doses of a 2-dose series count twice.

Current status of persons vaccinated for COVID-19 in Florida

Total people vaccinated 106,761

First dose 24,132

Series completed 82,629

Completed 1-dose series 6,043

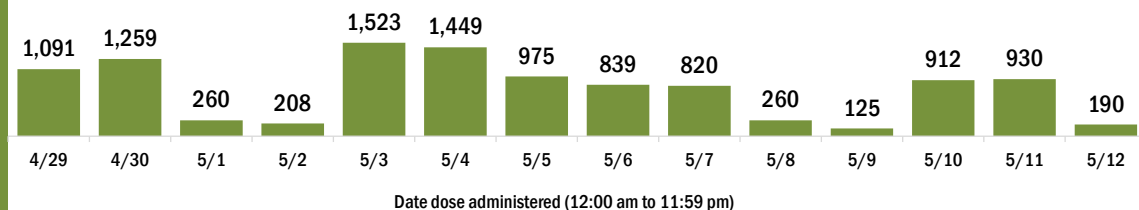
Completed 2-dose series 76,586

First dose: current number of people who have only received their first dose of the Moderna or Pfizer vaccine.

Series complete: current number of people who have received both Moderna or Pfizer vaccine doses or one Johnson & Johnson dose and are considered fully immunized.

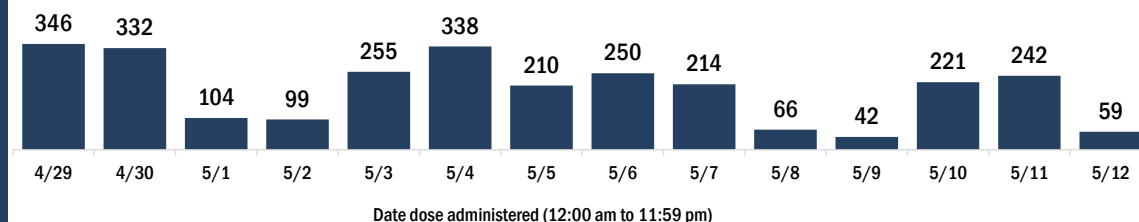
Demographic summary	First dose	Series complete	Total people vaccinated
Age group	24,132	82,629	106,761
16-24 years	1,087	1,154	2,241
25-34 years	1,064	1,867	2,931
35-44 years	1,426	2,696	4,122
45-54 years	2,353	5,576	7,929
55-64 years	5,380	15,914	21,294
65-74 years	6,833	31,295	38,128
75-84 years	4,472	18,723	23,195
85+ years	1,517	5,404	6,921
Race	24,132	82,629	106,761
White	18,002	63,220	81,222
Black	799	1,699	2,498
American Indian/Alaskan	144	333	477
Other	1,749	5,410	7,159
Unknown	3,438	11,967	15,405
Other race includes Asian, native Hawaiian/Pacific Islander, or other.			
Ethnicity	24,132	82,629	106,761
Hispanic	1,131	2,330	3,461
Non-Hispanic	13,924	50,752	64,676
Unknown	9,077	29,547	38,624
Gender	24,132	82,629	106,761
Female	12,672	45,637	58,309
Male	11,428	36,964	48,392
Unknown	32	28	60

COVID-19 doses administered for the past 2 weeks

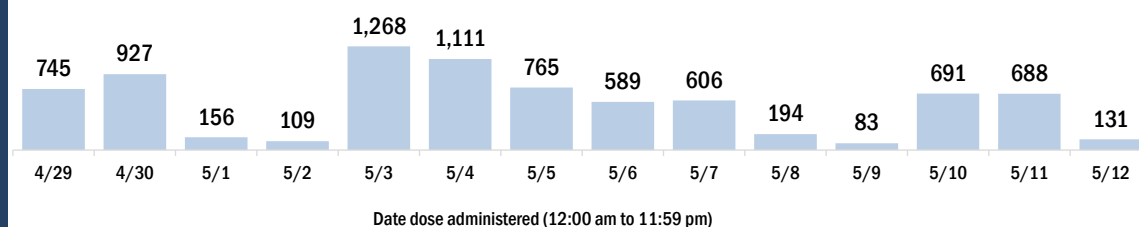


Persons vaccinated for COVID-19 for the past 2 weeks

Number of persons who received their first dose of a two-dose series of the COVID-19 vaccine



Number of persons who completed the COVID-19 vaccine series



COVID-19: Citrus County vaccine summary

Vaccination data through May 12, 2021 as of May 13, 2021 at 12:05 AM

Data in this report are provisional and subject to change.

Data in this summary pertain to COVID-19 vaccines approved by the U.S. Food and Drug Administration and have been issued an Emergency Use Authorization (Janssen COVID-19 Vaccine, Moderna COVID-19 Vaccine and Pfizer-BioNTech COVID-19 Vaccine). These data summarize the number of people who have received either their first dose or have completed the series for a COVID-19 vaccine. **A person can only be counted in one category, first dose or series complete.** For persons receiving Moderna or Pfizer vaccines, once they receive their second dose, they are moved from the first dose column to the series completed column. **Because of this, the total first dose category may show a change from report to report not matching the total receiving their first dose from the previous day.** Persons receiving Johnson & Johnson vaccines will always be counted in the series completed column.

COVID-19 doses for vaccinated persons in Florida

Doses administered 112,185

People receiving one dose of a 1-dose series (Johnson & Johnson) or receiving only one dose of a 2-dose series (Moderna, Pfizer) count once. Persons receiving both doses of a 2-dose series count twice.

Current status of persons vaccinated for COVID-19 in Florida

Total people vaccinated 62,195

First dose 10,154

Series completed 52,041

Completed 1-dose series 2,051

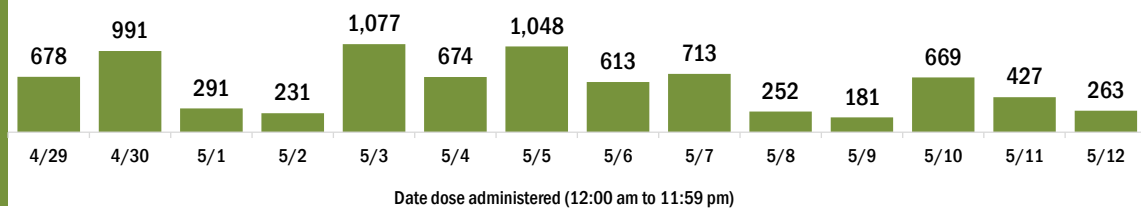
Completed 2-dose series 49,990

First dose: current number of people who have only received their first dose of the Moderna or Pfizer vaccine.

Series complete: current number of people who have received both Moderna or Pfizer vaccine doses or one Johnson & Johnson dose and are considered fully immunized.

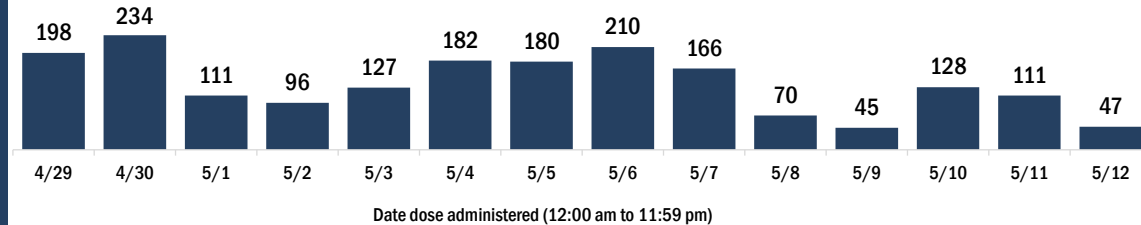
Demographic summary	First dose	Series complete	Total people vaccinated
Age group	10,154	52,041	62,195
16-24 years	592	873	1,465
25-34 years	640	1,250	1,890
35-44 years	730	1,804	2,534
45-54 years	1,242	3,516	4,758
55-64 years	2,148	9,340	11,488
65-74 years	2,586	18,957	21,543
75-84 years	1,671	12,607	14,278
85+ years	545	3,694	4,239
Race	10,154	52,041	62,195
White	7,553	39,444	46,997
Black	226	781	1,007
American Indian/Alaskan	53	285	338
Other	737	3,421	4,158
Unknown	1,585	8,110	9,695
Other race includes Asian, native Hawaiian/Pacific Islander, or other.			
Ethnicity	10,154	52,041	62,195
Hispanic	466	1,705	2,171
Non-Hispanic	6,215	31,285	37,500
Unknown	3,473	19,051	22,524
Gender	10,154	52,041	62,195
Female	5,553	29,483	35,036
Male	4,578	22,545	27,123
Unknown	23	13	36

COVID-19 doses administered for the past 2 weeks

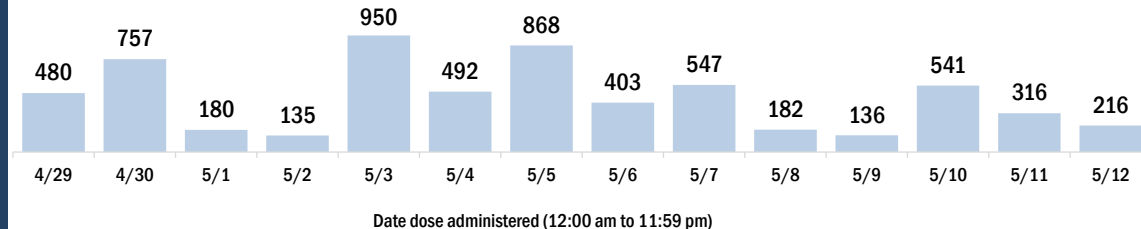


Persons vaccinated for COVID-19 for the past 2 weeks

Number of persons who received their first dose of a two-dose series of the COVID-19 vaccine



Number of persons who completed the COVID-19 vaccine series



COVID-19: Clay County vaccine summary

Vaccination data through May 12, 2021 as of May 13, 2021 at 12:05 AM

Data in this report are provisional and subject to change.

Data in this summary pertain to COVID-19 vaccines approved by the U.S. Food and Drug Administration and have been issued an Emergency Use Authorization (Janssen COVID-19 Vaccine, Moderna COVID-19 Vaccine and Pfizer-BioNTech COVID-19 Vaccine). These data summarize the number of people who have received either their first dose or have completed the series for a COVID-19 vaccine. **A person can only be counted in one category, first dose or series complete.** For persons receiving Moderna or Pfizer vaccines, once they receive their second dose, they are moved from the first dose column to the series completed column. **Because of this, the total first dose category may show a change from report to report not matching the total receiving their first dose from the previous day.** Persons receiving Johnson & Johnson vaccines will always be counted in the series completed column.

COVID-19 doses for vaccinated persons in Florida

Doses administered 117,141

People receiving one dose of a 1-dose series (Johnson & Johnson) or receiving only one dose of a 2-dose series (Moderna, Pfizer) count once. Persons receiving both doses of a 2-dose series count twice.

Current status of persons vaccinated for COVID-19 in Florida

Total people vaccinated 66,001

First dose 11,265

Series completed 54,736

Completed 1-dose series 3,596

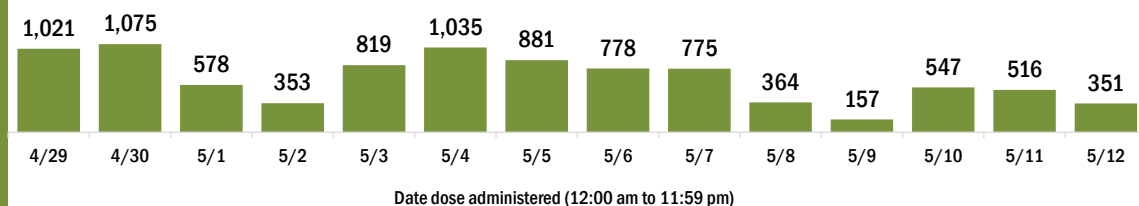
Completed 2-dose series 51,140

First dose: current number of people who have only received their first dose of the Moderna or Pfizer vaccine.

Series complete: current number of people who have received both Moderna or Pfizer vaccine doses or one Johnson & Johnson dose and are considered fully immunized.

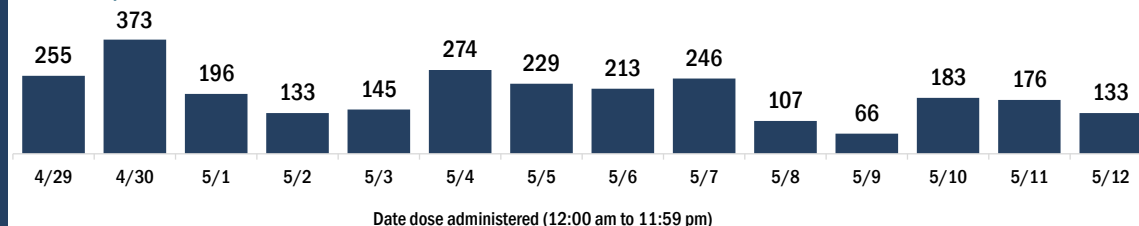
Demographic summary	First dose	Series complete	Total people vaccinated
Age group	11,265	54,736	66,001
16-24 years	1,530	2,741	4,271
25-34 years	1,416	3,254	4,670
35-44 years	1,784	5,317	7,101
45-54 years	1,940	7,922	9,862
55-64 years	2,234	11,980	14,214
65-74 years	1,238	14,310	15,548
75-84 years	787	7,097	7,884
85+ years	336	2,115	2,451
Race	11,265	54,736	66,001
White	6,369	38,575	44,944
Black	1,000	3,933	4,933
American Indian/Alaskan	51	249	300
Other	1,545	5,394	6,939
Unknown	2,300	6,585	8,885
Other race includes Asian, native Hawaiian/Pacific Islander, or other.			
Ethnicity	11,265	54,736	66,001
Hispanic	877	3,073	3,950
Non-Hispanic	6,228	39,141	45,369
Unknown	4,160	12,522	16,682
Gender	11,265	54,736	66,001
Female	6,072	31,293	37,365
Male	5,025	23,438	28,463
Unknown	168	5	173

COVID-19 doses administered for the past 2 weeks

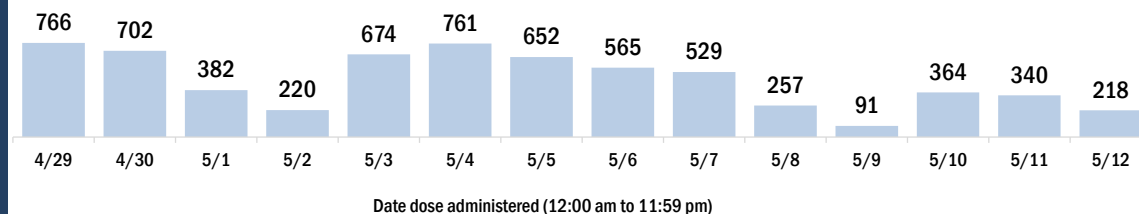


Persons vaccinated for COVID-19 for the past 2 weeks

Number of persons who received their first dose of a two-dose series of the COVID-19 vaccine



Number of persons who completed the COVID-19 vaccine series



COVID-19: Collier County vaccine summary

Vaccination data through May 12, 2021 as of May 13, 2021 at 12:05 AM

Data in this report are provisional and subject to change.

Data in this summary pertain to COVID-19 vaccines approved by the U.S. Food and Drug Administration and have been issued an Emergency Use Authorization (Janssen COVID-19 Vaccine, Moderna COVID-19 Vaccine and Pfizer-BioNTech COVID-19 Vaccine). These data summarize the number of people who have received either their first dose or have completed the series for a COVID-19 vaccine. **A person can only be counted in one category, first dose or series complete.** For persons receiving Moderna or Pfizer vaccines, once they receive their second dose, they are moved from the first dose column to the series completed column. **Because of this, the total first dose category may show a change from report to report not matching the total receiving their first dose from the previous day.** Persons receiving Johnson & Johnson vaccines will always be counted in the series completed column.

COVID-19 doses for vaccinated persons in Florida

Doses administered 342,689

People receiving one dose of a 1-dose series (Johnson & Johnson) or receiving only one dose of a 2-dose series (Moderna, Pfizer) count once. Persons receiving both doses of a 2-dose series count twice.

Current status of persons vaccinated for COVID-19 in Florida

Total people vaccinated 198,183

First dose 39,669

Series completed 158,514

Completed 1-dose series 14,008

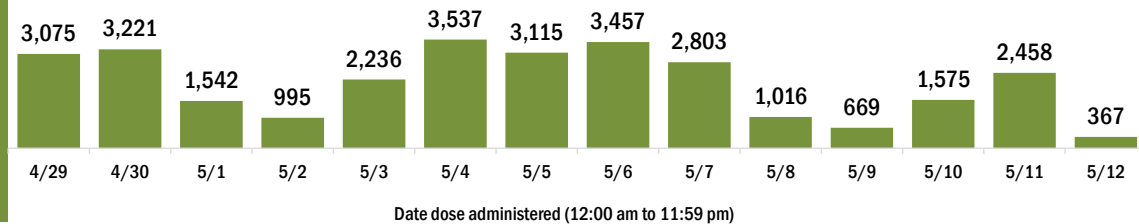
Completed 2-dose series 144,506

First dose: current number of people who have only received their first dose of the Moderna or Pfizer vaccine.

Series complete: current number of people who have received both Moderna or Pfizer vaccine doses or one Johnson & Johnson dose and are considered fully immunized.

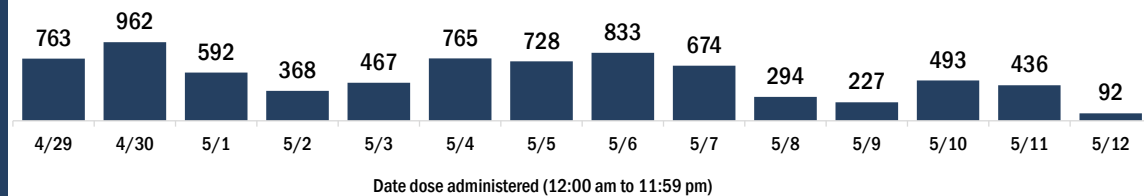
Demographic summary	First dose	Series complete	Total people vaccinated
Age group	39,669	158,514	198,183
16-24 years	3,405	3,976	7,381
25-34 years	3,629	6,039	9,668
35-44 years	4,649	8,556	13,205
45-54 years	5,890	14,045	19,935
55-64 years	7,827	28,671	36,498
65-74 years	7,393	51,593	58,986
75-84 years	4,954	35,376	40,330
85+ years	1,922	10,258	12,180
Race	39,669	158,514	198,183
White	25,688	105,066	130,754
Black	1,033	2,234	3,267
American Indian/Alaskan	145	489	634
Other	4,549	12,865	17,414
Unknown	8,254	37,860	46,114
Other race includes Asian, native Hawaiian/Pacific Islander, or other.			
Ethnicity	39,669	158,514	198,183
Hispanic	7,779	13,671	21,450
Non-Hispanic	16,101	72,847	88,948
Unknown	15,789	71,996	87,785
Gender	39,669	158,514	198,183
Female	20,799	86,300	107,099
Male	18,628	71,930	90,558
Unknown	242	284	526

COVID-19 doses administered for the past 2 weeks

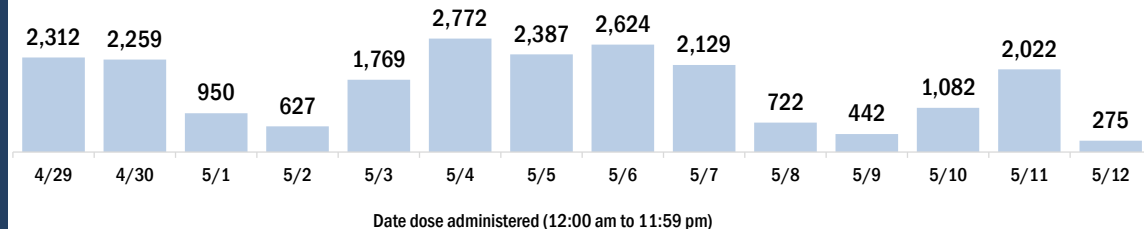


Persons vaccinated for COVID-19 for the past 2 weeks

Number of persons who received their first dose of a two-dose series of the COVID-19 vaccine



Number of persons who completed the COVID-19 vaccine series



COVID-19: Columbia County vaccine summary

Vaccination data through May 12, 2021 as of May 13, 2021 at 12:05 AM

Data in this report are provisional and subject to change.

Data in this summary pertain to COVID-19 vaccines approved by the U.S. Food and Drug Administration and have been issued an Emergency Use Authorization (Janssen COVID-19 Vaccine, Moderna COVID-19 Vaccine and Pfizer-BioNTech COVID-19 Vaccine). These data summarize the number of people who have received either their first dose or have completed the series for a COVID-19 vaccine. **A person can only be counted in one category, first dose or series complete.** For persons receiving Moderna or Pfizer vaccines, once they receive their second dose, they are moved from the first dose column to the series completed column. **Because of this, the total first dose category may show a change from report to report not matching the total receiving their first dose from the previous day.** Persons receiving Johnson & Johnson vaccines will always be counted in the series completed column.

COVID-19 doses for vaccinated persons in Florida

Doses administered 28,840

People receiving one dose of a 1-dose series (Johnson & Johnson) or receiving only one dose of a 2-dose series (Moderna, Pfizer) count once. Persons receiving both doses of a 2-dose series count twice.

Current status of persons vaccinated for COVID-19 in Florida

Total people vaccinated 16,657

First dose 2,754

Series completed 13,903

Completed 1-dose series 1,720

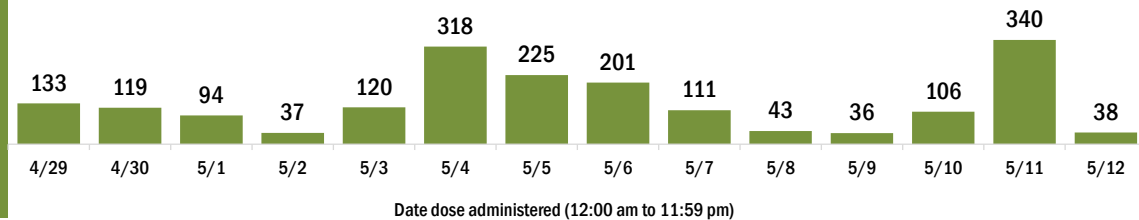
Completed 2-dose series 12,183

First dose: current number of people who have only received their first dose of the Moderna or Pfizer vaccine.

Series complete: current number of people who have received both Moderna or Pfizer vaccine doses or one Johnson & Johnson dose and are considered fully immunized.

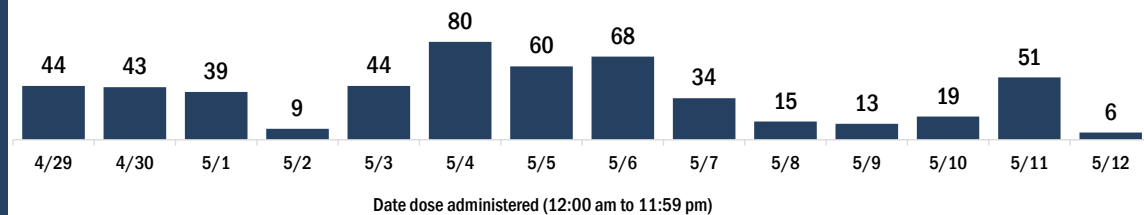
Demographic summary	First dose	Series complete	Total people vaccinated
Age group	2,754	13,903	16,657
16-24 years	311	479	790
25-34 years	317	622	939
35-44 years	395	945	1,340
45-54 years	507	1,555	2,062
55-64 years	641	2,886	3,527
65-74 years	344	4,285	4,629
75-84 years	177	2,428	2,605
85+ years	62	703	765
Race	2,754	13,903	16,657
White	1,644	9,950	11,594
Black	447	1,587	2,034
American Indian/Alaskan	11	70	81
Other	299	955	1,254
Unknown	353	1,341	1,694
Other race includes Asian, native Hawaiian/Pacific Islander, or other.			
Ethnicity	2,754	13,903	16,657
Hispanic	186	508	694
Non-Hispanic	1,462	10,121	11,583
Unknown	1,106	3,274	4,380
Gender	2,754	13,903	16,657
Female	1,105	7,917	9,022
Male	1,644	5,986	7,630
Unknown	5	0	5

COVID-19 doses administered for the past 2 weeks

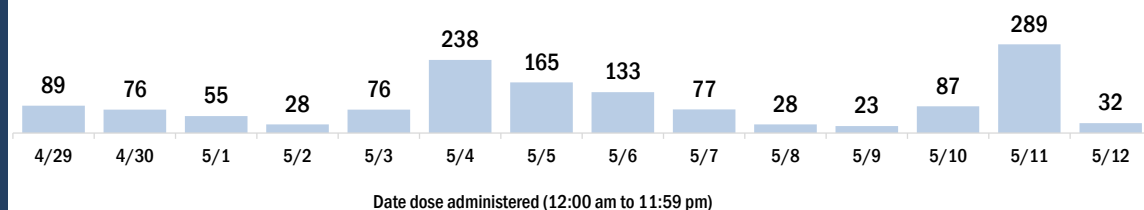


Persons vaccinated for COVID-19 for the past 2 weeks

Number of persons who received their first dose of a two-dose series of the COVID-19 vaccine



Number of persons who completed the COVID-19 vaccine series



COVID-19: Dade County vaccine summary

Vaccination data through May 12, 2021 as of May 13, 2021 at 12:05 AM

Data in this report are provisional and subject to change.

Data in this summary pertain to COVID-19 vaccines approved by the U.S. Food and Drug Administration and have been issued an Emergency Use Authorization (Janssen COVID-19 Vaccine, Moderna COVID-19 Vaccine and Pfizer-BioNTech COVID-19 Vaccine). These data summarize the number of people who have received either their first dose or have completed the series for a COVID-19 vaccine. **A person can only be counted in one category, first dose or series complete.** For persons receiving Moderna or Pfizer vaccines, once they receive their second dose, they are moved from the first dose column to the series completed column. **Because of this, the total first dose category may show a change from report to report not matching the total receiving their first dose from the previous day.** Persons receiving Johnson & Johnson vaccines will always be counted in the series completed column.

COVID-19 doses for vaccinated persons in Florida

Doses administered 2,236,693

People receiving one dose of a 1-dose series (Johnson & Johnson) or receiving only one dose of a 2-dose series (Moderna, Pfizer) count once. Persons receiving both doses of a 2-dose series count twice.

Current status of persons vaccinated for COVID-19 in Florida

Total people vaccinated 1,354,772

First dose 349,398

Series completed 1,005,374

Completed 1-dose series 123,453

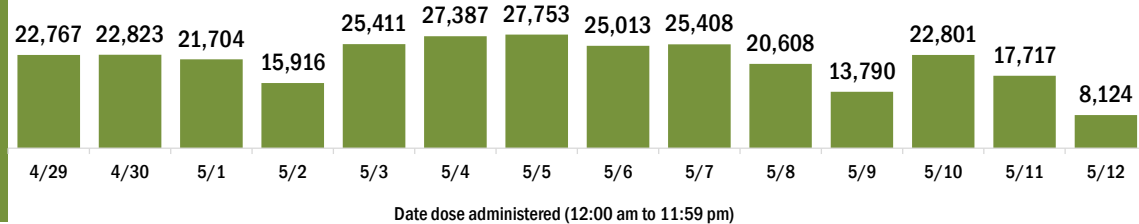
Completed 2-dose series 881,921

First dose: current number of people who have only received their first dose of the Moderna or Pfizer vaccine.

Series complete: current number of people who have received both Moderna or Pfizer vaccine doses or one Johnson & Johnson dose and are considered fully immunized.

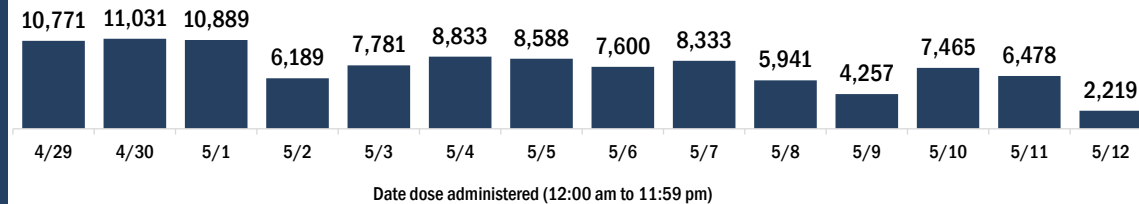
Demographic summary	First dose	Series complete	Total people vaccinated
Age group	349,398	1,005,374	1,354,772
16-24 years	38,808	59,949	98,757
25-34 years	51,616	98,050	149,666
35-44 years	59,921	134,120	194,041
45-54 years	65,393	181,956	247,349
55-64 years	58,642	207,330	265,972
65-74 years	42,769	178,320	221,089
75-84 years	22,481	105,471	127,952
85+ years	9,768	40,178	49,946
Race	349,398	1,005,374	1,354,772
White	232,948	711,206	944,154
Black	22,538	63,835	86,373
American Indian/Alaskan	1,477	2,300	3,777
Other	42,959	109,725	152,684
Unknown	49,476	118,308	167,784
Other race includes Asian, native Hawaiian/Pacific Islander, or other.			
Ethnicity	349,398	1,005,374	1,354,772
Hispanic	189,786	503,190	692,976
Non-Hispanic	53,454	206,673	260,127
Unknown	106,158	295,511	401,669
Gender	349,398	1,005,374	1,354,772
Female	179,581	544,894	724,475
Male	167,591	458,752	626,343
Unknown	2,226	1,728	3,954

COVID-19 doses administered for the past 2 weeks

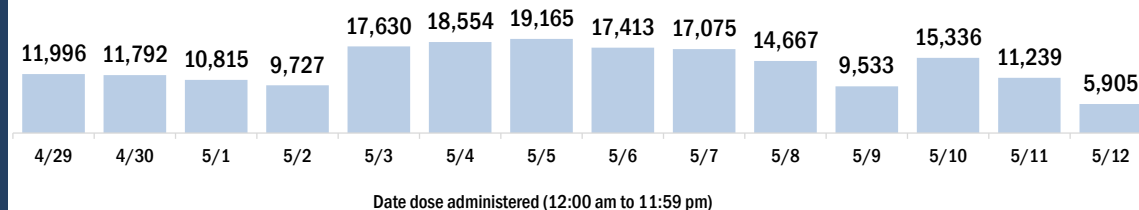


Persons vaccinated for COVID-19 for the past 2 weeks

Number of persons who received their first dose of a two-dose series of the COVID-19 vaccine



Number of persons who completed the COVID-19 vaccine series



COVID-19: Desoto County vaccine summary

Vaccination data through May 12, 2021 as of May 13, 2021 at 12:05 AM

Data in this report are provisional and subject to change.

Data in this summary pertain to COVID-19 vaccines approved by the U.S. Food and Drug Administration and have been issued an Emergency Use Authorization (Janssen COVID-19 Vaccine, Moderna COVID-19 Vaccine and Pfizer-BioNTech COVID-19 Vaccine). These data summarize the number of people who have received either their first dose or have completed the series for a COVID-19 vaccine. **A person can only be counted in one category, first dose or series complete.** For persons receiving Moderna or Pfizer vaccines, once they receive their second dose, they are moved from the first dose column to the series completed column. **Because of this, the total first dose category may show a change from report to report not matching the total receiving their first dose from the previous day.** Persons receiving Johnson & Johnson vaccines will always be counted in the series completed column.

COVID-19 doses for vaccinated persons in Florida

Doses administered 20,238

People receiving one dose of a 1-dose series (Johnson & Johnson) or receiving only one dose of a 2-dose series (Moderna, Pfizer) count once. Persons receiving both doses of a 2-dose series count twice.

Current status of persons vaccinated for COVID-19 in Florida

Total people vaccinated 12,499

First dose 4,120

Series completed 8,379

Completed 1-dose series 640

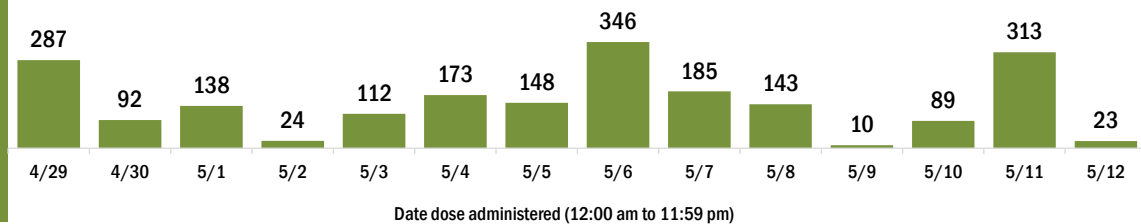
Completed 2-dose series 7,739

First dose: current number of people who have only received their first dose of the Moderna or Pfizer vaccine.

Series complete: current number of people who have received both Moderna or Pfizer vaccine doses or one Johnson & Johnson dose and are considered fully immunized.

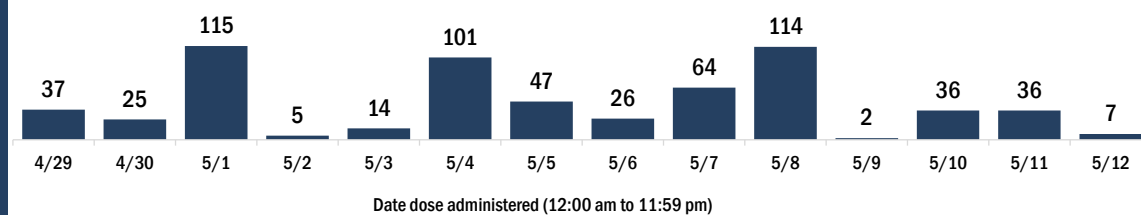
Demographic summary	First dose	Series complete	Total people vaccinated
Age group	4,120	8,379	12,499
16-24 years	370	233	603
25-34 years	579	371	950
35-44 years	667	504	1,171
45-54 years	745	767	1,512
55-64 years	806	1,494	2,300
65-74 years	561	2,766	3,327
75-84 years	309	1,820	2,129
85+ years	83	424	507
Race	4,120	8,379	12,499
White	1,864	5,940	7,804
Black	416	456	872
American Indian/Alaskan	11	36	47
Other	1,082	926	2,008
Unknown	747	1,021	1,768
Other race includes Asian, native Hawaiian/Pacific Islander, or other.			
Ethnicity	4,120	8,379	12,499
Hispanic	1,315	992	2,307
Non-Hispanic	1,593	4,178	5,771
Unknown	1,212	3,209	4,421
Gender	4,120	8,379	12,499
Female	1,250	4,480	5,730
Male	2,870	3,898	6,768
Unknown	0	1	1

COVID-19 doses administered for the past 2 weeks

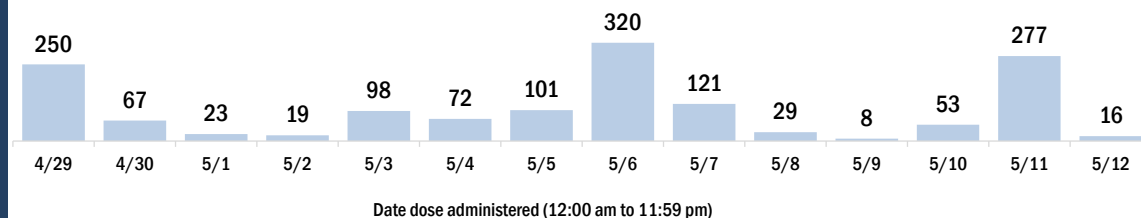


Persons vaccinated for COVID-19 for the past 2 weeks

Number of persons who received their first dose of a two-dose series of the COVID-19 vaccine



Number of persons who completed the COVID-19 vaccine series



COVID-19: Dixie County vaccine summary

Vaccination data through May 12, 2021 as of May 13, 2021 at 12:05 AM

Data in this report are provisional and subject to change.

Data in this summary pertain to COVID-19 vaccines approved by the U.S. Food and Drug Administration and have been issued an Emergency Use Authorization (Janssen COVID-19 Vaccine, Moderna COVID-19 Vaccine and Pfizer-BioNTech COVID-19 Vaccine). These data summarize the number of people who have received either their first dose or have completed the series for a COVID-19 vaccine. **A person can only be counted in one category, first dose or series complete.** For persons receiving Moderna or Pfizer vaccines, once they receive their second dose, they are moved from the first dose column to the series completed column. **Because of this, the total first dose category may show a change from report to report not matching the total receiving their first dose from the previous day.** Persons receiving Johnson & Johnson vaccines will always be counted in the series completed column.

COVID-19 doses for vaccinated persons in Florida

Doses administered 6,439

People receiving one dose of a 1-dose series (Johnson & Johnson) or receiving only one dose of a 2-dose series (Moderna, Pfizer) count once. Persons receiving both doses of a 2-dose series count twice.

Current status of persons vaccinated for COVID-19 in Florida

Total people vaccinated 3,908

First dose 970

Series completed 2,938

Completed 1-dose series 407

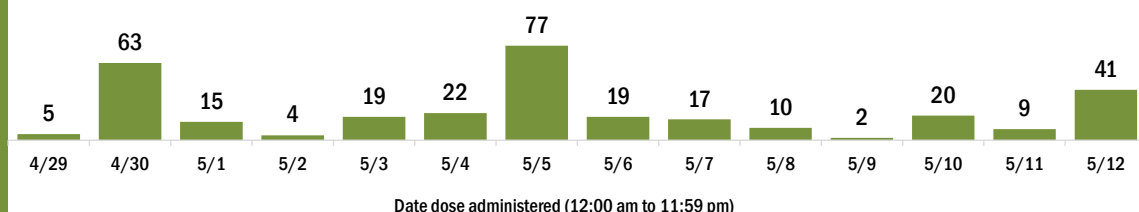
Completed 2-dose series 2,531

First dose: current number of people who have only received their first dose of the Moderna or Pfizer vaccine.

Series complete: current number of people who have received both Moderna or Pfizer vaccine doses or one Johnson & Johnson dose and are considered fully immunized.

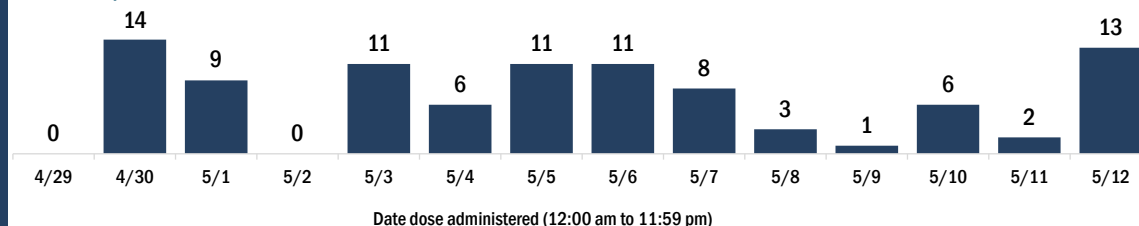
Demographic summary	First dose	Series complete	Total people vaccinated
Age group	970	2,938	3,908
16-24 years	39	43	82
25-34 years	79	53	132
35-44 years	198	107	305
45-54 years	235	218	453
55-64 years	249	664	913
65-74 years	104	1,090	1,194
75-84 years	50	610	660
85+ years	16	153	169
Race	970	2,938	3,908
White	658	2,571	3,229
Black	237	124	361
American Indian/Alaskan	4	16	20
Other	37	81	118
Unknown	34	146	180
Other race includes Asian, native Hawaiian/Pacific Islander, or other.			
Ethnicity	970	2,938	3,908
Hispanic	37	57	94
Non-Hispanic	793	2,245	3,038
Unknown	140	636	776
Gender	970	2,938	3,908
Female	196	1,543	1,739
Male	774	1,395	2,169
Unknown	0	0	0

COVID-19 doses administered for the past 2 weeks

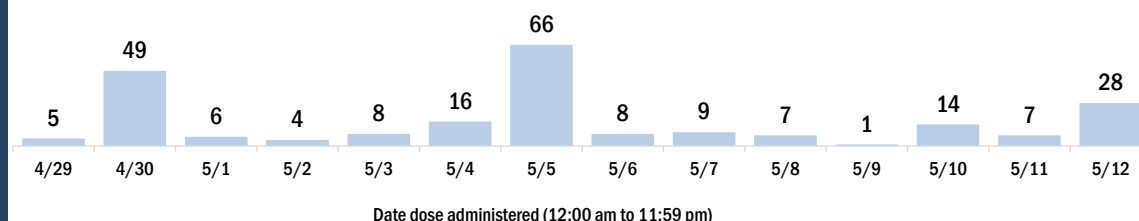


Persons vaccinated for COVID-19 for the past 2 weeks

Number of persons who received their first dose of a two-dose series of the COVID-19 vaccine



Number of persons who completed the COVID-19 vaccine series



COVID-19: Duval County vaccine summary

Vaccination data through May 12, 2021 as of May 13, 2021 at 12:05 AM

Data in this report are provisional and subject to change.

Data in this summary pertain to COVID-19 vaccines approved by the U.S. Food and Drug Administration and have been issued an Emergency Use Authorization (Janssen COVID-19 Vaccine, Moderna COVID-19 Vaccine and Pfizer-BioNTech COVID-19 Vaccine). These data summarize the number of people who have received either their first dose or have completed the series for a COVID-19 vaccine. **A person can only be counted in one category, first dose or series complete.** For persons receiving Moderna or Pfizer vaccines, once they receive their second dose, they are moved from the first dose column to the series completed column. **Because of this, the total first dose category may show a change from report to report not matching the total receiving their first dose from the previous day.** Persons receiving Johnson & Johnson vaccines will always be counted in the series completed column.

COVID-19 doses for vaccinated persons in Florida

Doses administered 594,463

People receiving one dose of a 1-dose series (Johnson & Johnson) or receiving only one dose of a 2-dose series (Moderna, Pfizer) count once. Persons receiving both doses of a 2-dose series count twice.

Current status of persons vaccinated for COVID-19 in Florida

Total people vaccinated 342,265

First dose 63,628

Series completed 278,637

Completed 1-dose series 26,439

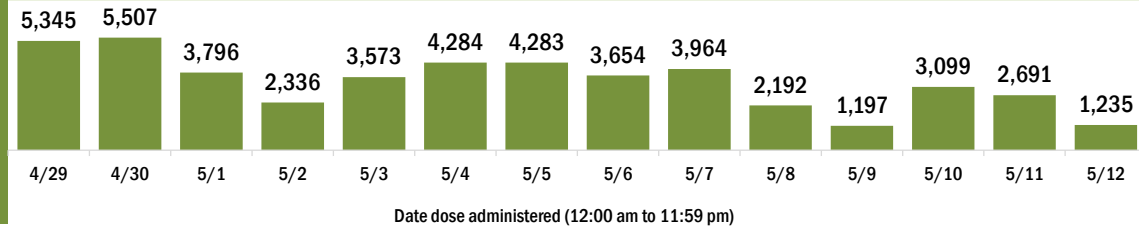
Completed 2-dose series 252,198

First dose: current number of people who have only received their first dose of the Moderna or Pfizer vaccine.

Series complete: current number of people who have received both Moderna or Pfizer vaccine doses or one Johnson & Johnson dose and are considered fully immunized.

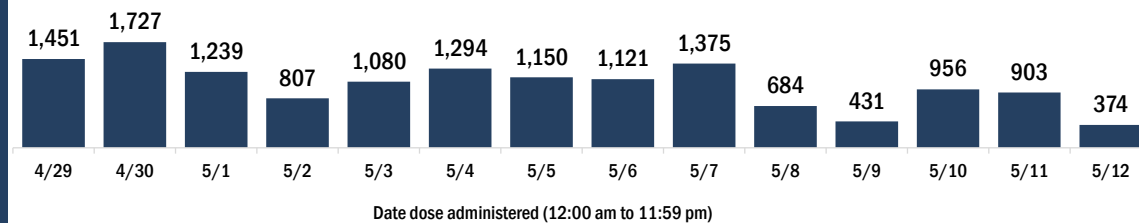
Demographic summary	First dose	Series complete	Total people vaccinated
Age group	63,628	278,637	342,265
16-24 years	7,428	14,441	21,869
25-34 years	9,665	28,100	37,765
35-44 years	9,595	33,620	43,215
45-54 years	9,569	42,890	52,459
55-64 years	10,663	61,454	72,117
65-74 years	10,341	61,129	71,470
75-84 years	4,395	27,521	31,916
85+ years	1,972	9,482	11,454
Race	63,628	278,637	342,265
White	30,817	160,600	191,417
Black	9,918	46,428	56,346
American Indian/Alaskan	201	689	890
Other	9,933	36,232	46,165
Unknown	12,759	34,688	47,447
Other race includes Asian, native Hawaiian/Pacific Islander, or other.			
Ethnicity	63,628	278,637	342,265
Hispanic	5,247	16,534	21,781
Non-Hispanic	37,961	199,863	237,824
Unknown	20,420	62,240	82,660
Gender	63,628	278,637	342,265
Female	32,774	157,656	190,430
Male	28,410	120,803	149,213
Unknown	2,444	178	2,622

COVID-19 doses administered for the past 2 weeks

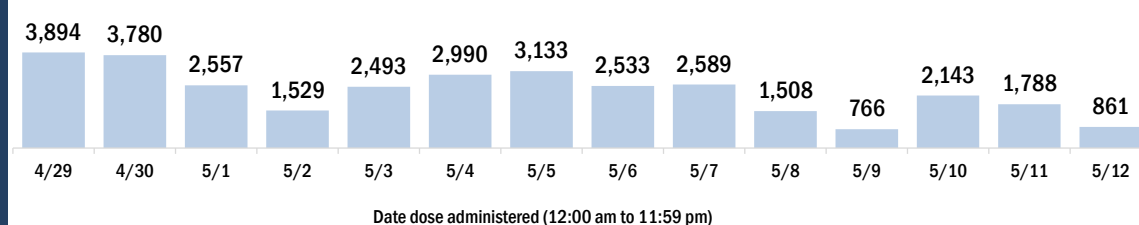


Persons vaccinated for COVID-19 for the past 2 weeks

Number of persons who received their first dose of a two-dose series of the COVID-19 vaccine



Number of persons who completed the COVID-19 vaccine series



COVID-19: Escambia County vaccine summary

Vaccination data through May 12, 2021 as of May 13, 2021 at 12:05 AM

Data in this report are provisional and subject to change.

Data in this summary pertain to COVID-19 vaccines approved by the U.S. Food and Drug Administration and have been issued an Emergency Use Authorization (Janssen COVID-19 Vaccine, Moderna COVID-19 Vaccine and Pfizer-BioNTech COVID-19 Vaccine). These data summarize the number of people who have received either their first dose or have completed the series for a COVID-19 vaccine. **A person can only be counted in one category, first dose or series complete.** For persons receiving Moderna or Pfizer vaccines, once they receive their second dose, they are moved from the first dose column to the series completed column. **Because of this, the total first dose category may show a change from report to report not matching the total receiving their first dose from the previous day.** Persons receiving Johnson & Johnson vaccines will always be counted in the series completed column.

COVID-19 doses for vaccinated persons in Florida

Doses administered 174,322

People receiving one dose of a 1-dose series (Johnson & Johnson) or receiving only one dose of a 2-dose series (Moderna, Pfizer) count once. Persons receiving both doses of a 2-dose series count twice.

Current status of persons vaccinated for COVID-19 in Florida

Total people vaccinated 101,415

First dose 20,673

Series completed 80,742

Completed 1-dose series 7,835

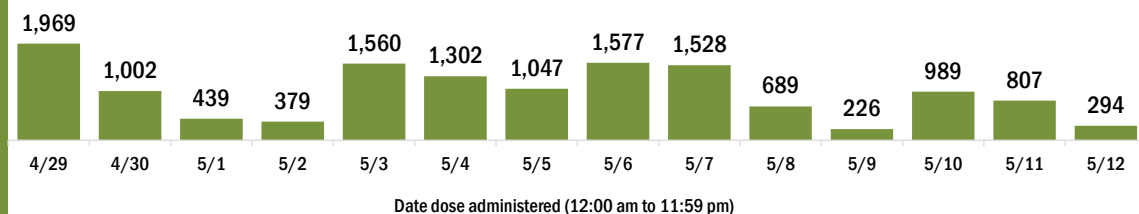
Completed 2-dose series 72,907

First dose: current number of people who have only received their first dose of the Moderna or Pfizer vaccine.

Series complete: current number of people who have received both Moderna or Pfizer vaccine doses or one Johnson & Johnson dose and are considered fully immunized.

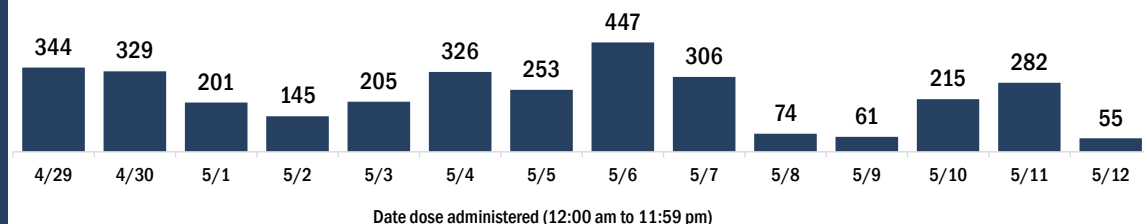
Demographic summary	First dose	Series complete	Total people vaccinated
Age group	20,673	80,742	101,415
16-24 years	2,275	3,612	5,887
25-34 years	3,002	6,055	9,057
35-44 years	2,682	7,084	9,766
45-54 years	2,883	10,078	12,961
55-64 years	3,696	17,987	21,683
65-74 years	3,479	20,889	24,368
75-84 years	1,879	11,074	12,953
85+ years	777	3,963	4,740
Race	20,673	80,742	101,415
White	10,635	49,203	59,838
Black	3,207	11,626	14,833
American Indian/Alaskan	120	596	716
Other	2,089	7,665	9,754
Unknown	4,622	11,652	16,274
Other race includes Asian, native Hawaiian/Pacific Islander, or other.			
Ethnicity	20,673	80,742	101,415
Hispanic	900	2,311	3,211
Non-Hispanic	11,995	56,771	68,766
Unknown	7,778	21,660	29,438
Gender	20,673	80,742	101,415
Female	11,201	46,751	57,952
Male	9,410	33,902	43,312
Unknown	62	89	151

COVID-19 doses administered for the past 2 weeks

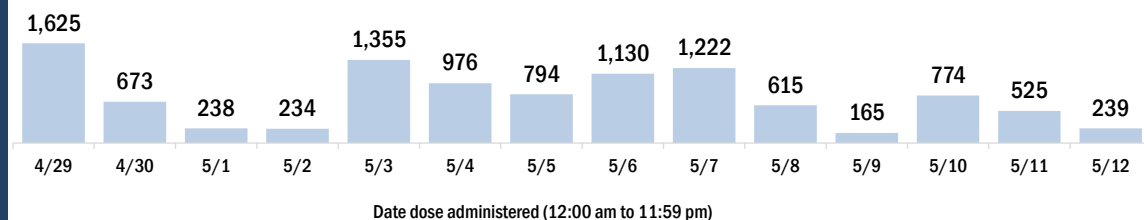


Persons vaccinated for COVID-19 for the past 2 weeks

Number of persons who received their first dose of a two-dose series of the COVID-19 vaccine



Number of persons who completed the COVID-19 vaccine series



COVID-19: Flagler County vaccine summary

Vaccination data through May 12, 2021 as of May 13, 2021 at 12:05 AM

Data in this report are provisional and subject to change.

Data in this summary pertain to COVID-19 vaccines approved by the U.S. Food and Drug Administration and have been issued an Emergency Use Authorization (Janssen COVID-19 Vaccine, Moderna COVID-19 Vaccine and Pfizer-BioNTech COVID-19 Vaccine). These data summarize the number of people who have received either their first dose or have completed the series for a COVID-19 vaccine. **A person can only be counted in one category, first dose or series complete.** For persons receiving Moderna or Pfizer vaccines, once they receive their second dose, they are moved from the first dose column to the series completed column. **Because of this, the total first dose category may show a change from report to report not matching the total receiving their first dose from the previous day.** Persons receiving Johnson & Johnson vaccines will always be counted in the series completed column.

COVID-19 doses for vaccinated persons in Florida

Doses administered 94,382

People receiving one dose of a 1-dose series (Johnson & Johnson) or receiving only one dose of a 2-dose series (Moderna, Pfizer) count once. Persons receiving both doses of a 2-dose series count twice.

Current status of persons vaccinated for COVID-19 in Florida

Total people vaccinated 53,471

First dose 9,878

Series completed 43,593

Completed 1-dose series 2,682

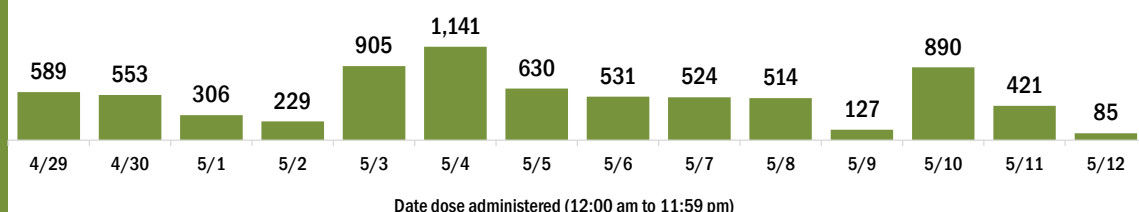
Completed 2-dose series 40,911

First dose: current number of people who have only received their first dose of the Moderna or Pfizer vaccine.

Series complete: current number of people who have received both Moderna or Pfizer vaccine doses or one Johnson & Johnson dose and are considered fully immunized.

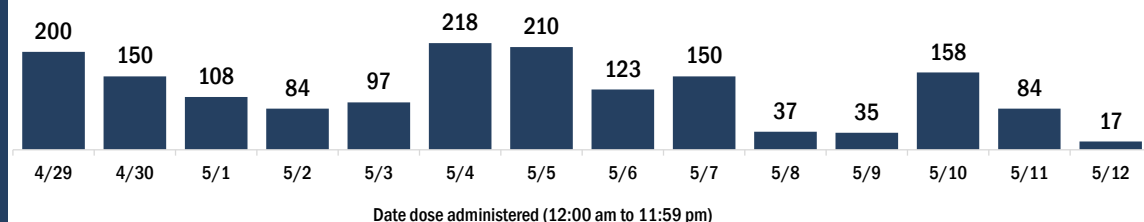
Demographic summary	First dose	Series complete	Total people vaccinated
Age group	9,878	43,593	53,471
16-24 years	908	1,134	2,042
25-34 years	821	1,452	2,273
35-44 years	1,085	2,460	3,545
45-54 years	1,490	4,238	5,728
55-64 years	2,228	8,530	10,758
65-74 years	1,809	14,847	16,656
75-84 years	1,123	8,571	9,694
85+ years	414	2,361	2,775
Race	9,878	43,593	53,471
White	5,959	29,525	35,484
Black	713	2,907	3,620
American Indian/Alaskan	73	248	321
Other	969	3,934	4,903
Unknown	2,164	6,979	9,143
Other race includes Asian, native Hawaiian/Pacific Islander, or other.			
Ethnicity	9,878	43,593	53,471
Hispanic	981	2,820	3,801
Non-Hispanic	5,535	26,658	32,193
Unknown	3,362	14,115	17,477
Gender	9,878	43,593	53,471
Female	5,194	24,330	29,524
Male	4,621	19,064	23,685
Unknown	63	199	262

COVID-19 doses administered for the past 2 weeks

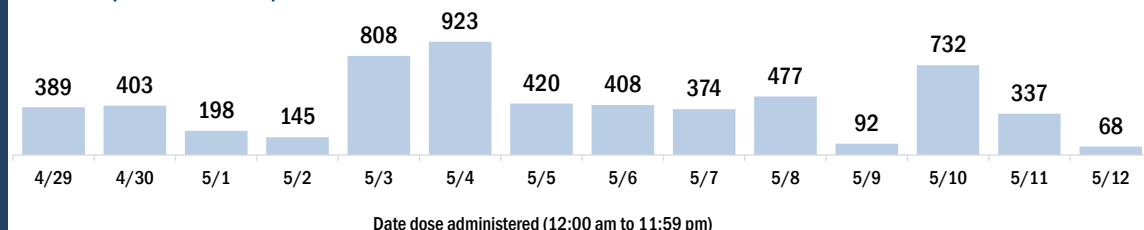


Persons vaccinated for COVID-19 for the past 2 weeks

Number of persons who received their first dose of a two-dose series of the COVID-19 vaccine



Number of persons who completed the COVID-19 vaccine series



COVID-19: Franklin County vaccine summary

Vaccination data through May 12, 2021 as of May 13, 2021 at 12:05 AM

Data in this report are provisional and subject to change.

Data in this summary pertain to COVID-19 vaccines approved by the U.S. Food and Drug Administration and have been issued an Emergency Use Authorization (Janssen COVID-19 Vaccine, Moderna COVID-19 Vaccine and Pfizer-BioNTech COVID-19 Vaccine). These data summarize the number of people who have received either their first dose or have completed the series for a COVID-19 vaccine. **A person can only be counted in one category, first dose or series complete.** For persons receiving Moderna or Pfizer vaccines, once they receive their second dose, they are moved from the first dose column to the series completed column. **Because of this, the total first dose category may show a change from report to report not matching the total receiving their first dose from the previous day.** Persons receiving Johnson & Johnson vaccines will always be counted in the series completed column.

COVID-19 doses for vaccinated persons in Florida

Doses administered 7,354

People receiving one dose of a 1-dose series (Johnson & Johnson) or receiving only one dose of a 2-dose series (Moderna, Pfizer) count once. Persons receiving both doses of a 2-dose series count twice.

Current status of persons vaccinated for COVID-19 in Florida

Total people vaccinated 4,111

First dose 764

Series completed 3,347

Completed 1-dose series 104

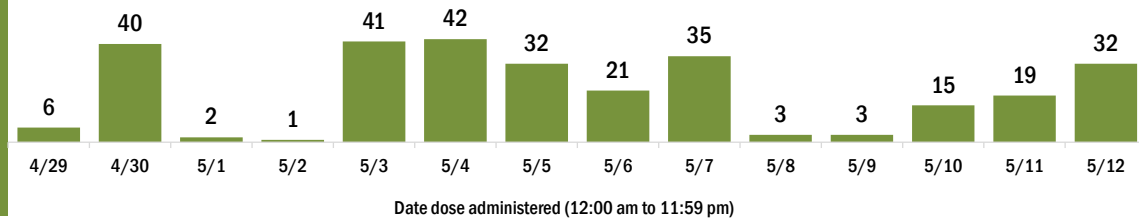
Completed 2-dose series 3,243

First dose: current number of people who have only received their first dose of the Moderna or Pfizer vaccine.

Series complete: current number of people who have received both Moderna or Pfizer vaccine doses or one Johnson & Johnson dose and are considered fully immunized.

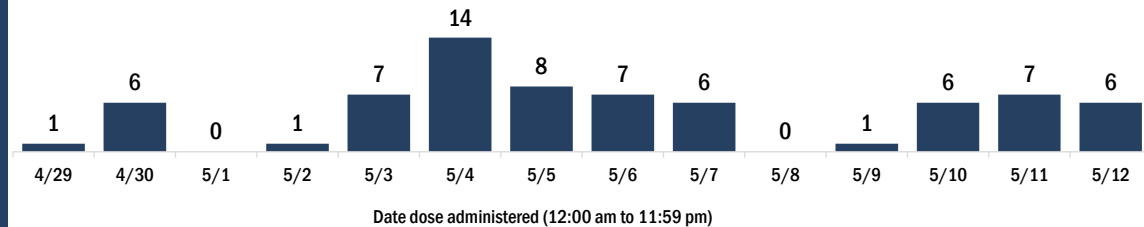
Demographic summary	First dose	Series complete	Total people vaccinated
Age group	764	3,347	4,111
16-24 years	27	41	68
25-34 years	117	73	190
35-44 years	140	127	267
45-54 years	145	285	430
55-64 years	162	741	903
65-74 years	123	1,336	1,459
75-84 years	38	622	660
85+ years	12	122	134
Race	764	3,347	4,111
White	507	2,988	3,495
Black	177	159	336
American Indian/Alaskan	0	9	9
Other	32	128	160
Unknown	48	63	111
Other race includes Asian, native Hawaiian/Pacific Islander, or other.			
Ethnicity	764	3,347	4,111
Hispanic	12	51	63
Non-Hispanic	344	2,878	3,222
Unknown	408	418	826
Gender	764	3,347	4,111
Female	217	1,771	1,988
Male	547	1,576	2,123
Unknown	0	0	0

COVID-19 doses administered for the past 2 weeks

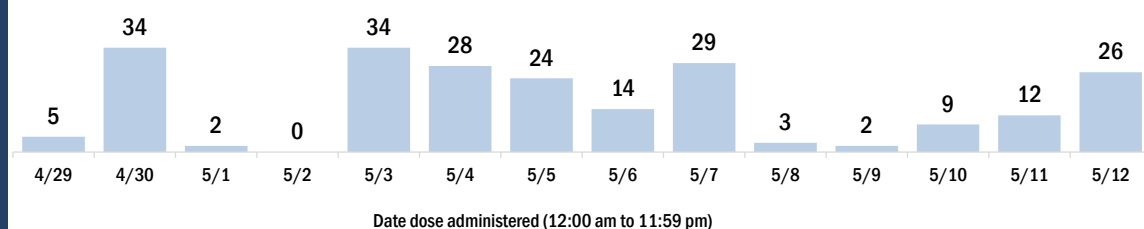


Persons vaccinated for COVID-19 for the past 2 weeks

Number of persons who received their first dose of a two-dose series of the COVID-19 vaccine



Number of persons who completed the COVID-19 vaccine series



COVID-19: Gadsden County vaccine summary

Vaccination data through May 12, 2021 as of May 13, 2021 at 12:05 AM

Data in this report are provisional and subject to change.

Data in this summary pertain to COVID-19 vaccines approved by the U.S. Food and Drug Administration and have been issued an Emergency Use Authorization (Janssen COVID-19 Vaccine, Moderna COVID-19 Vaccine and Pfizer-BioNTech COVID-19 Vaccine). These data summarize the number of people who have received either their first dose or have completed the series for a COVID-19 vaccine. **A person can only be counted in one category, first dose or series complete.** For persons receiving Moderna or Pfizer vaccines, once they receive their second dose, they are moved from the first dose column to the series completed column. **Because of this, the total first dose category may show a change from report to report not matching the total receiving their first dose from the previous day.** Persons receiving Johnson & Johnson vaccines will always be counted in the series completed column.

COVID-19 doses for vaccinated persons in Florida

Doses administered 29,815

People receiving one dose of a 1-dose series (Johnson & Johnson) or receiving only one dose of a 2-dose series (Moderna, Pfizer) count once. Persons receiving both doses of a 2-dose series count twice.

Current status of persons vaccinated for COVID-19 in Florida

Total people vaccinated 17,360

First dose 3,071

Series completed 14,289

Completed 1-dose series 1,834

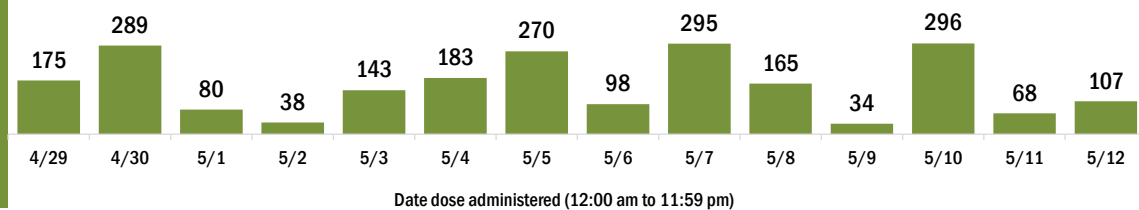
Completed 2-dose series 12,455

First dose: current number of people who have only received their first dose of the Moderna or Pfizer vaccine.

Series complete: current number of people who have received both Moderna or Pfizer vaccine doses or one Johnson & Johnson dose and are considered fully immunized.

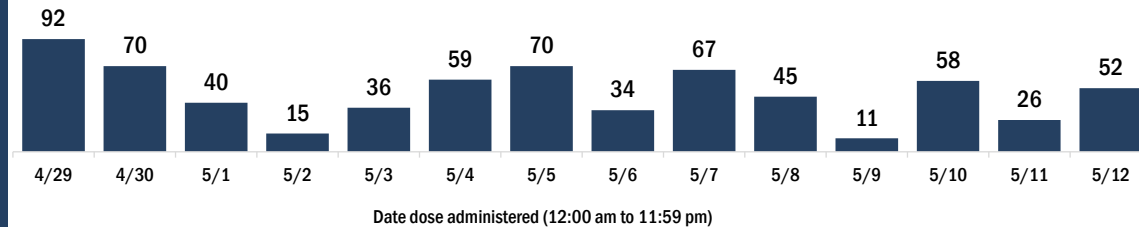
Demographic summary	First dose	Series complete	Total people vaccinated
Age group	3,071	14,289	17,360
16-24 years	265	388	653
25-34 years	337	855	1,192
35-44 years	552	1,452	2,004
45-54 years	633	2,130	2,763
55-64 years	619	3,316	3,935
65-74 years	400	3,790	4,190
75-84 years	196	1,771	1,967
85+ years	69	587	656
Race	3,071	14,289	17,360
White	850	5,215	6,065
Black	1,307	6,228	7,535
American Indian/Alaskan	9	33	42
Other	464	1,932	2,396
Unknown	441	881	1,322
Other race includes Asian, native Hawaiian/Pacific Islander, or other.			
Ethnicity	3,071	14,289	17,360
Hispanic	413	757	1,170
Non-Hispanic	1,866	11,128	12,994
Unknown	792	2,404	3,196
Gender	3,071	14,289	17,360
Female	1,499	8,745	10,244
Male	1,572	5,544	7,116
Unknown	0	0	0

COVID-19 doses administered for the past 2 weeks

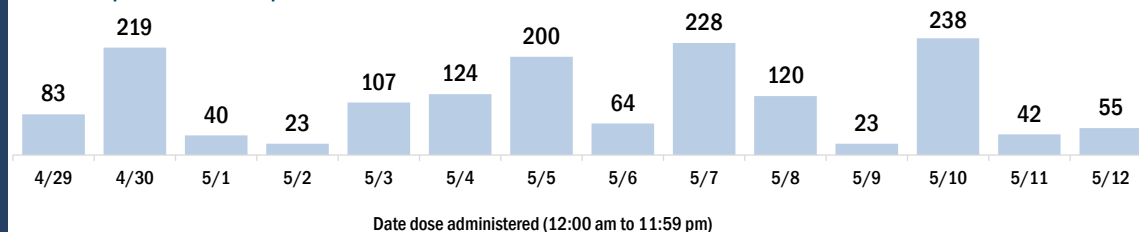


Persons vaccinated for COVID-19 for the past 2 weeks

Number of persons who received their first dose of a two-dose series of the COVID-19 vaccine



Number of persons who completed the COVID-19 vaccine series



COVID-19: Gilchrist County vaccine summary

Vaccination data through May 12, 2021 as of May 13, 2021 at 12:05 AM

Data in this report are provisional and subject to change.

Data in this summary pertain to COVID-19 vaccines approved by the U.S. Food and Drug Administration and have been issued an Emergency Use Authorization (Janssen COVID-19 Vaccine, Moderna COVID-19 Vaccine and Pfizer-BioNTech COVID-19 Vaccine). These data summarize the number of people who have received either their first dose or have completed the series for a COVID-19 vaccine. **A person can only be counted in one category, first dose or series complete.** For persons receiving Moderna or Pfizer vaccines, once they receive their second dose, they are moved from the first dose column to the series completed column. **Because of this, the total first dose category may show a change from report to report not matching the total receiving their first dose from the previous day.** Persons receiving Johnson & Johnson vaccines will always be counted in the series completed column.

COVID-19 doses for vaccinated persons in Florida

Doses administered 6,889

People receiving one dose of a 1-dose series (Johnson & Johnson) or receiving only one dose of a 2-dose series (Moderna, Pfizer) count once. Persons receiving both doses of a 2-dose series count twice.

Current status of persons vaccinated for COVID-19 in Florida

Total people vaccinated 4,039

First dose 721

Series completed 3,318

Completed 1-dose series 468

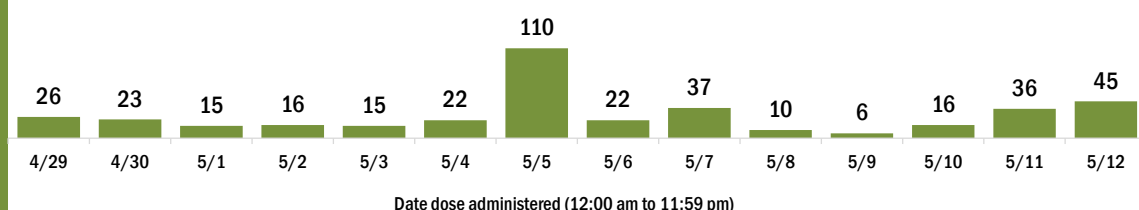
Completed 2-dose series 2,850

First dose: current number of people who have only received their first dose of the Moderna or Pfizer vaccine.

Series complete: current number of people who have received both Moderna or Pfizer vaccine doses or one Johnson & Johnson dose and are considered fully immunized.

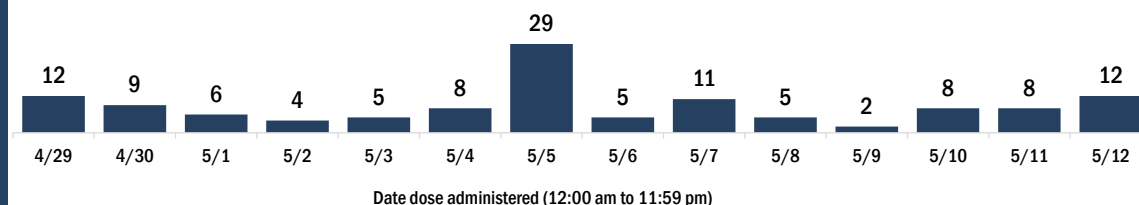
Demographic summary	First dose	Series complete	Total people vaccinated
Age group	721	3,318	4,039
16-24 years	49	81	130
25-34 years	61	120	181
35-44 years	115	180	295
45-54 years	122	343	465
55-64 years	176	709	885
65-74 years	136	1,042	1,178
75-84 years	46	637	683
85+ years	16	206	222
Race	721	3,318	4,039
White	514	2,444	2,958
Black	50	54	104
American Indian/Alaskan	5	12	17
Other	56	242	298
Unknown	96	566	662
Other race includes Asian, native Hawaiian/Pacific Islander, or other.			
Ethnicity	721	3,318	4,039
Hispanic	41	99	140
Non-Hispanic	388	1,589	1,977
Unknown	292	1,630	1,922
Gender	721	3,318	4,039
Female	348	1,915	2,263
Male	373	1,402	1,775
Unknown	0	1	1

COVID-19 doses administered for the past 2 weeks

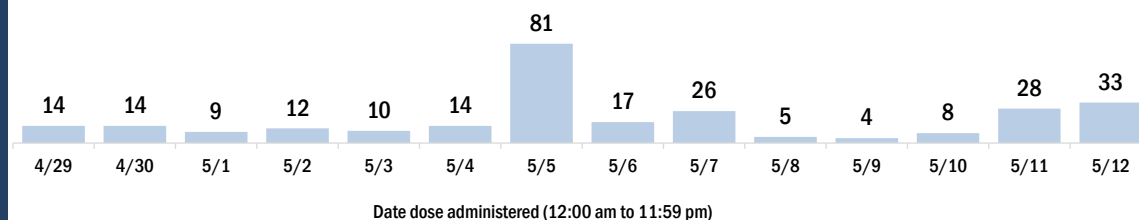


Persons vaccinated for COVID-19 for the past 2 weeks

Number of persons who received their first dose of a two-dose series of the COVID-19 vaccine



Number of persons who completed the COVID-19 vaccine series



COVID-19: Glades County vaccine summary

Vaccination data through May 12, 2021 as of May 13, 2021 at 12:05 AM

Data in this report are provisional and subject to change.

Data in this summary pertain to COVID-19 vaccines approved by the U.S. Food and Drug Administration and have been issued an Emergency Use Authorization (Janssen COVID-19 Vaccine, Moderna COVID-19 Vaccine and Pfizer-BioNTech COVID-19 Vaccine). These data summarize the number of people who have received either their first dose or have completed the series for a COVID-19 vaccine. **A person can only be counted in one category, first dose or series complete.** For persons receiving Moderna or Pfizer vaccines, once they receive their second dose, they are moved from the first dose column to the series completed column. **Because of this, the total first dose category may show a change from report to report not matching the total receiving their first dose from the previous day.** Persons receiving Johnson & Johnson vaccines will always be counted in the series completed column.

COVID-19 doses for vaccinated persons in Florida

Doses administered 5,285

People receiving one dose of a 1-dose series (Johnson & Johnson) or receiving only one dose of a 2-dose series (Moderna, Pfizer) count once. Persons receiving both doses of a 2-dose series count twice.

Current status of persons vaccinated for COVID-19 in Florida

Total people vaccinated 3,195

First dose 689

Series completed 2,506

Completed 1-dose series 416

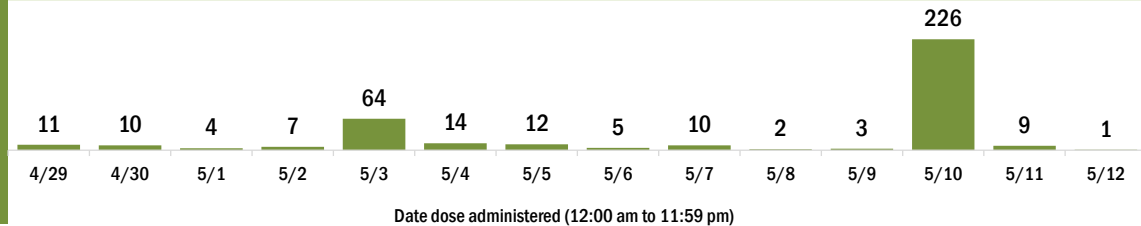
Completed 2-dose series 2,090

First dose: current number of people who have only received their first dose of the Moderna or Pfizer vaccine.

Series complete: current number of people who have received both Moderna or Pfizer vaccine doses or one Johnson & Johnson dose and are considered fully immunized.

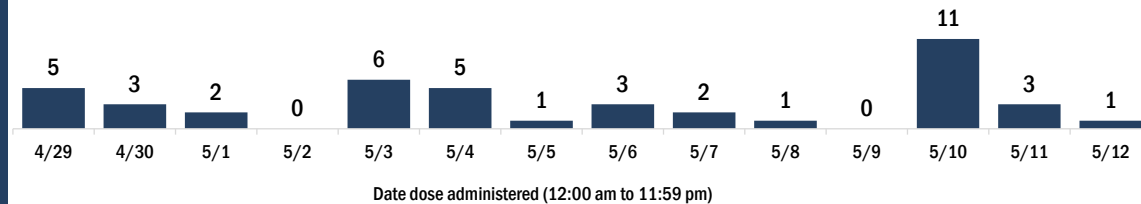
Demographic summary	First dose	Series complete	Total people vaccinated
Age group	689	2,506	3,195
16-24 years	117	94	211
25-34 years	223	155	378
35-44 years	112	116	228
45-54 years	68	185	253
55-64 years	68	417	485
65-74 years	51	841	892
75-84 years	39	585	624
85+ years	11	113	124
Race	689	2,506	3,195
White	595	1,811	2,406
Black	21	128	149
American Indian/Alaskan	1	18	19
Other	28	202	230
Unknown	44	347	391
Other race includes Asian, native Hawaiian/Pacific Islander, or other.			
Ethnicity	689	2,506	3,195
Hispanic	464	321	785
Non-Hispanic	116	1,097	1,213
Unknown	109	1,088	1,197
Gender	689	2,506	3,195
Female	122	1,103	1,225
Male	567	1,403	1,970
Unknown	0	0	0

COVID-19 doses administered for the past 2 weeks

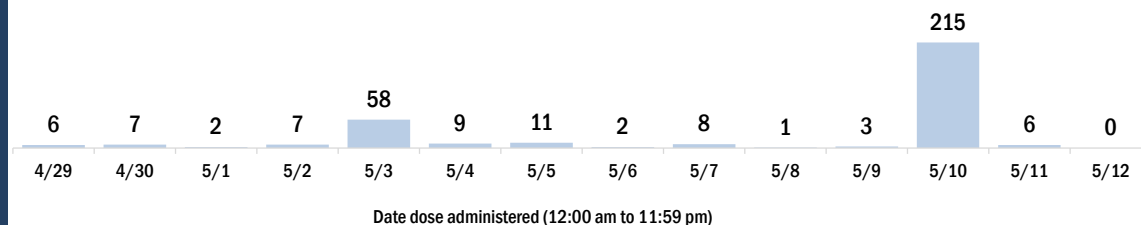


Persons vaccinated for COVID-19 for the past 2 weeks

Number of persons who received their first dose of a two-dose series of the COVID-19 vaccine



Number of persons who completed the COVID-19 vaccine series



COVID-19: Gulf County vaccine summary

Vaccination data through May 12, 2021 as of May 13, 2021 at 12:05 AM

Data in this report are provisional and subject to change.

Data in this summary pertain to COVID-19 vaccines approved by the U.S. Food and Drug Administration and have been issued an Emergency Use Authorization (Janssen COVID-19 Vaccine, Moderna COVID-19 Vaccine and Pfizer-BioNTech COVID-19 Vaccine). These data summarize the number of people who have received either their first dose or have completed the series for a COVID-19 vaccine. **A person can only be counted in one category, first dose or series complete.** For persons receiving Moderna or Pfizer vaccines, once they receive their second dose, they are moved from the first dose column to the series completed column. **Because of this, the total first dose category may show a change from report to report not matching the total receiving their first dose from the previous day.** Persons receiving Johnson & Johnson vaccines will always be counted in the series completed column.

COVID-19 doses for vaccinated persons in Florida

Doses administered 8,269

People receiving one dose of a 1-dose series (Johnson & Johnson) or receiving only one dose of a 2-dose series (Moderna, Pfizer) count once. Persons receiving both doses of a 2-dose series count twice.

Current status of persons vaccinated for COVID-19 in Florida

Total people vaccinated 4,800

First dose 1,071

Series completed 3,729

Completed 1-dose series 260

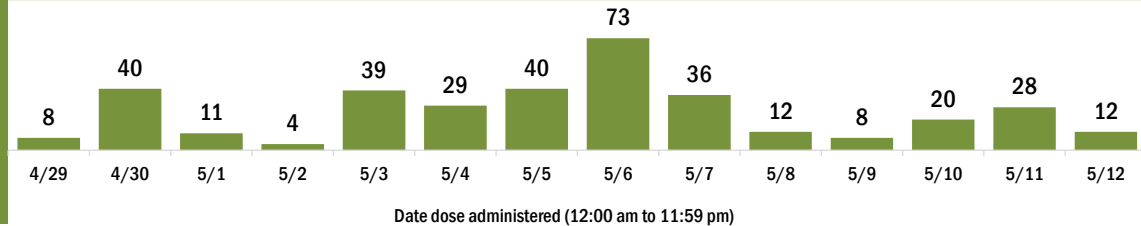
Completed 2-dose series 3,469

First dose: current number of people who have only received their first dose of the Moderna or Pfizer vaccine.

Series complete: current number of people who have received both Moderna or Pfizer vaccine doses or one Johnson & Johnson dose and are considered fully immunized.

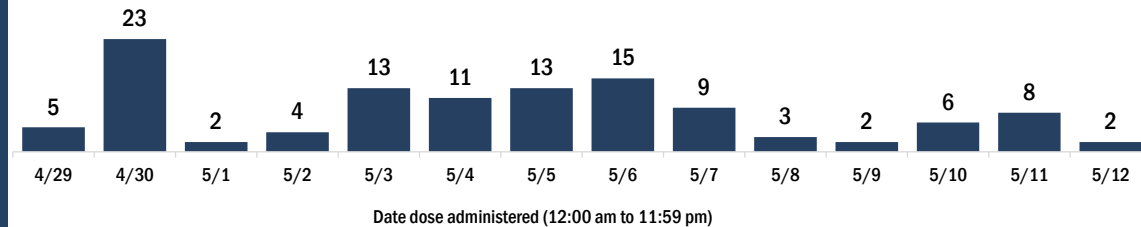
Demographic summary	First dose	Series complete	Total people vaccinated
Age group	1,071	3,729	4,800
16-24 years	53	72	125
25-34 years	149	100	249
35-44 years	171	162	333
45-54 years	221	327	548
55-64 years	253	681	934
65-74 years	139	1,489	1,628
75-84 years	76	707	783
85+ years	9	191	200
Race	1,071	3,729	4,800
White	734	3,261	3,995
Black	254	282	536
American Indian/Alaskan	2	12	14
Other	63	105	168
Unknown	18	69	87
Other race includes Asian, native Hawaiian/Pacific Islander, or other.			
Ethnicity	1,071	3,729	4,800
Hispanic	17	46	63
Non-Hispanic	459	3,305	3,764
Unknown	595	378	973
Gender	1,071	3,729	4,800
Female	374	1,959	2,333
Male	697	1,770	2,467
Unknown	0	0	0

COVID-19 doses administered for the past 2 weeks

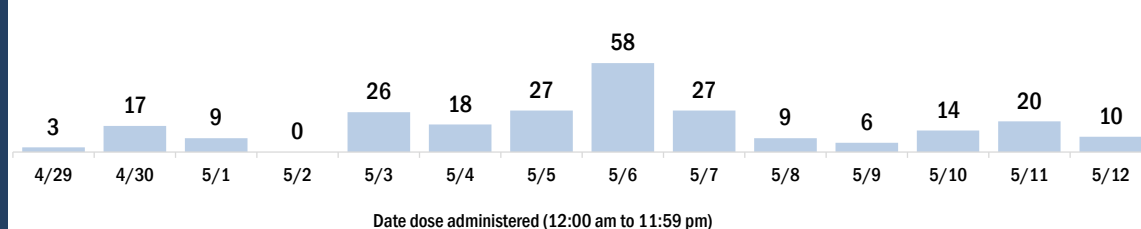


Persons vaccinated for COVID-19 for the past 2 weeks

Number of persons who received their first dose of a two-dose series of the COVID-19 vaccine



Number of persons who completed the COVID-19 vaccine series



COVID-19: Hamilton County vaccine summary

Vaccination data through May 12, 2021 as of May 13, 2021 at 12:05 AM

Data in this report are provisional and subject to change.

Data in this summary pertain to COVID-19 vaccines approved by the U.S. Food and Drug Administration and have been issued an Emergency Use Authorization (Janssen COVID-19 Vaccine, Moderna COVID-19 Vaccine and Pfizer-BioNTech COVID-19 Vaccine). These data summarize the number of people who have received either their first dose or have completed the series for a COVID-19 vaccine. **A person can only be counted in one category, first dose or series complete.** For persons receiving Moderna or Pfizer vaccines, once they receive their second dose, they are moved from the first dose column to the series completed column. **Because of this, the total first dose category may show a change from report to report not matching the total receiving their first dose from the previous day.** Persons receiving Johnson & Johnson vaccines will always be counted in the series completed column.

COVID-19 doses for vaccinated persons in Florida

Doses administered 5,635

People receiving one dose of a 1-dose series (Johnson & Johnson) or receiving only one dose of a 2-dose series (Moderna, Pfizer) count once. Persons receiving both doses of a 2-dose series count twice.

Current status of persons vaccinated for COVID-19 in Florida

Total people vaccinated 3,345

First dose 819

Series completed 2,526

Completed 1-dose series 236

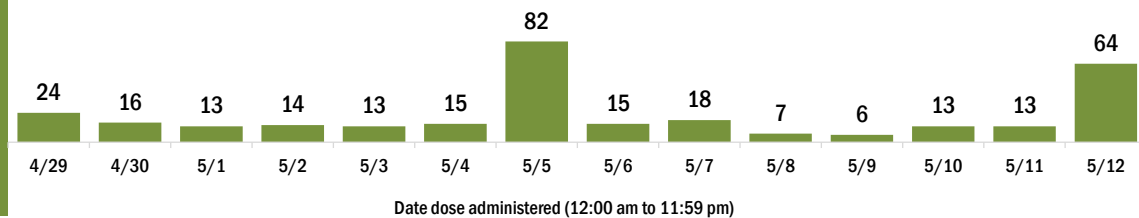
Completed 2-dose series 2,290

First dose: current number of people who have only received their first dose of the Moderna or Pfizer vaccine.

Series complete: current number of people who have received both Moderna or Pfizer vaccine doses or one Johnson & Johnson dose and are considered fully immunized.

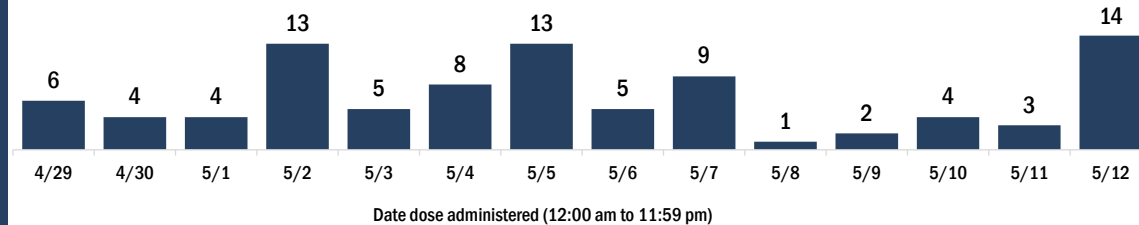
Demographic summary	First dose	Series complete	Total people vaccinated
Age group	819	2,526	3,345
16-24 years	33	55	88
25-34 years	135	68	203
35-44 years	160	119	279
45-54 years	166	237	403
55-64 years	178	561	739
65-74 years	83	929	1,012
75-84 years	36	449	485
85+ years	28	108	136
Race	819	2,526	3,345
White	419	1,518	1,937
Black	289	623	912
American Indian/Alaskan	4	5	9
Other	82	146	228
Unknown	25	234	259
Other race includes Asian, native Hawaiian/Pacific Islander, or other.			
Ethnicity	819	2,526	3,345
Hispanic	61	72	133
Non-Hispanic	641	1,539	2,180
Unknown	117	915	1,032
Gender	819	2,526	3,345
Female	225	1,414	1,639
Male	594	1,112	1,706
Unknown	0	0	0

COVID-19 doses administered for the past 2 weeks

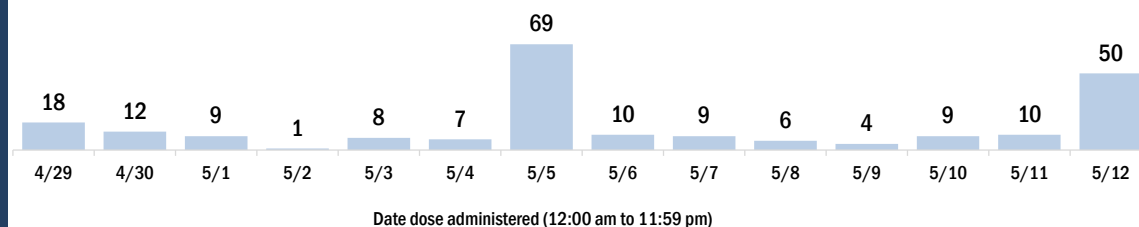


Persons vaccinated for COVID-19 for the past 2 weeks

Number of persons who received their first dose of a two-dose series of the COVID-19 vaccine



Number of persons who completed the COVID-19 vaccine series



COVID-19: Hardee County vaccine summary

Vaccination data through May 12, 2021 as of May 13, 2021 at 12:05 AM

Data in this report are provisional and subject to change.

Data in this summary pertain to COVID-19 vaccines approved by the U.S. Food and Drug Administration and have been issued an Emergency Use Authorization (Janssen COVID-19 Vaccine, Moderna COVID-19 Vaccine and Pfizer-BioNTech COVID-19 Vaccine). These data summarize the number of people who have received either their first dose or have completed the series for a COVID-19 vaccine. **A person can only be counted in one category, first dose or series complete.** For persons receiving Moderna or Pfizer vaccines, once they receive their second dose, they are moved from the first dose column to the series completed column. **Because of this, the total first dose category may show a change from report to report not matching the total receiving their first dose from the previous day.** Persons receiving Johnson & Johnson vaccines will always be counted in the series completed column.

COVID-19 doses for vaccinated persons in Florida

Doses administered 11,617

People receiving one dose of a 1-dose series (Johnson & Johnson) or receiving only one dose of a 2-dose series (Moderna, Pfizer) count once. Persons receiving both doses of a 2-dose series count twice.

Current status of persons vaccinated for COVID-19 in Florida

Total people vaccinated 7,008

First dose 1,977

Series completed 5,031

Completed 1-dose series 422

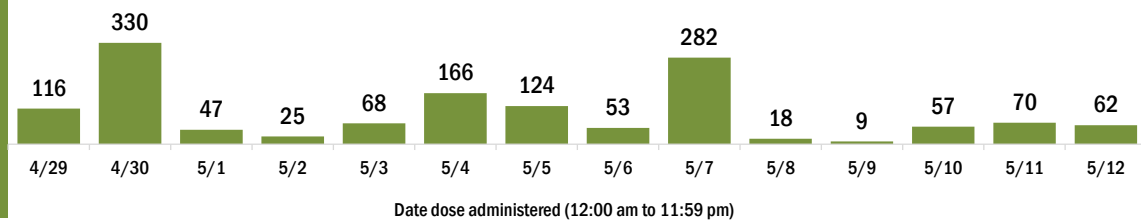
Completed 2-dose series 4,609

First dose: current number of people who have only received their first dose of the Moderna or Pfizer vaccine.

Series complete: current number of people who have received both Moderna or Pfizer vaccine doses or one Johnson & Johnson dose and are considered fully immunized.

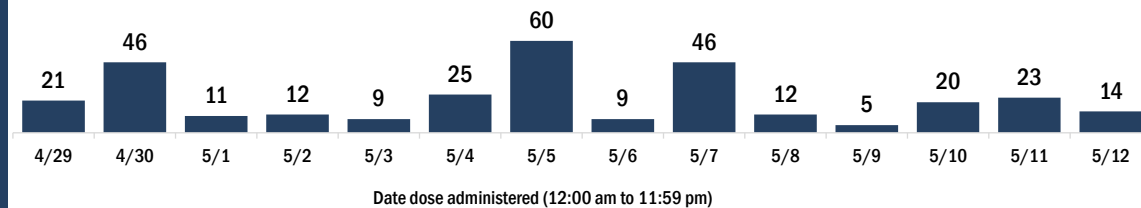
Demographic summary	First dose	Series complete	Total people vaccinated
Age group	1,977	5,031	7,008
16-24 years	158	191	349
25-34 years	287	300	587
35-44 years	347	337	684
45-54 years	409	551	960
55-64 years	407	900	1,307
65-74 years	242	1,485	1,727
75-84 years	101	988	1,089
85+ years	26	279	305
Race	1,977	5,031	7,008
White	1,354	4,072	5,426
Black	325	205	530
American Indian/Alaskan	5	26	31
Other	214	507	721
Unknown	79	221	300
Other race includes Asian, native Hawaiian/Pacific Islander, or other.			
Ethnicity	1,977	5,031	7,008
Hispanic	678	994	1,672
Non-Hispanic	989	3,461	4,450
Unknown	310	576	886
Gender	1,977	5,031	7,008
Female	632	2,607	3,239
Male	1,344	2,422	3,766
Unknown	1	2	3

COVID-19 doses administered for the past 2 weeks

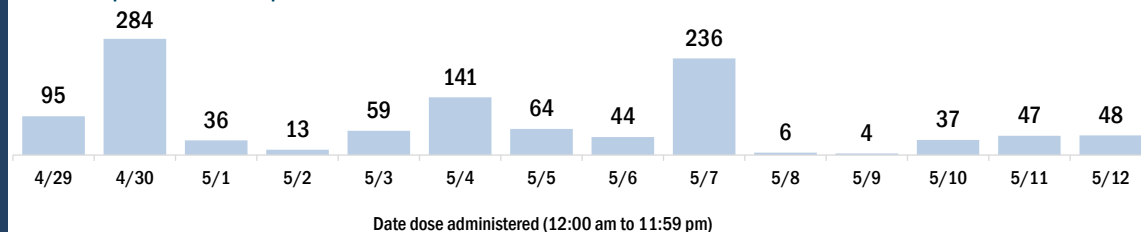


Persons vaccinated for COVID-19 for the past 2 weeks

Number of persons who received their first dose of a two-dose series of the COVID-19 vaccine



Number of persons who completed the COVID-19 vaccine series



COVID-19: Hendry County vaccine summary

Vaccination data through May 12, 2021 as of May 13, 2021 at 12:05 AM

Data in this report are provisional and subject to change.

Data in this summary pertain to COVID-19 vaccines approved by the U.S. Food and Drug Administration and have been issued an Emergency Use Authorization (Janssen COVID-19 Vaccine, Moderna COVID-19 Vaccine and Pfizer-BioNTech COVID-19 Vaccine). These data summarize the number of people who have received either their first dose or have completed the series for a COVID-19 vaccine. **A person can only be counted in one category, first dose or series complete.** For persons receiving Moderna or Pfizer vaccines, once they receive their second dose, they are moved from the first dose column to the series completed column. **Because of this, the total first dose category may show a change from report to report not matching the total receiving their first dose from the previous day.** Persons receiving Johnson & Johnson vaccines will always be counted in the series completed column.

COVID-19 doses for vaccinated persons in Florida

Doses administered 20,207

People receiving one dose of a 1-dose series (Johnson & Johnson) or receiving only one dose of a 2-dose series (Moderna, Pfizer) count once. Persons receiving both doses of a 2-dose series count twice.

Current status of persons vaccinated for COVID-19 in Florida

Total people vaccinated 12,332

First dose 3,055

Series completed 9,277

Completed 1-dose series 1,402

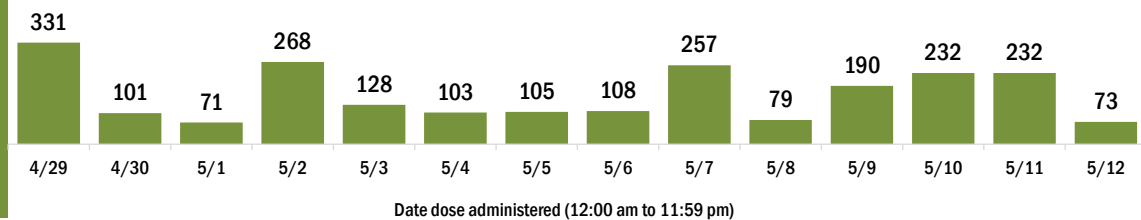
Completed 2-dose series 7,875

First dose: current number of people who have only received their first dose of the Moderna or Pfizer vaccine.

Series complete: current number of people who have received both Moderna or Pfizer vaccine doses or one Johnson & Johnson dose and are considered fully immunized.

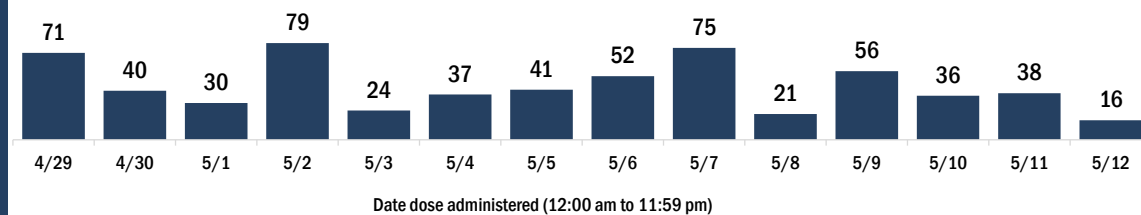
Demographic summary	First dose	Series complete	Total people vaccinated
Age group	3,055	9,277	12,332
16-24 years	473	446	919
25-34 years	578	771	1,349
35-44 years	538	854	1,392
45-54 years	507	1,356	1,863
55-64 years	543	1,973	2,516
65-74 years	240	2,354	2,594
75-84 years	123	1,191	1,314
85+ years	53	332	385
Race	3,055	9,277	12,332
White	2,227	6,408	8,635
Black	144	615	759
American Indian/Alaskan	4	27	31
Other	405	1,397	1,802
Unknown	275	830	1,105
Other race includes Asian, native Hawaiian/Pacific Islander, or other.			
Ethnicity	3,055	9,277	12,332
Hispanic	1,746	3,211	4,957
Non-Hispanic	643	3,534	4,177
Unknown	666	2,532	3,198
Gender	3,055	9,277	12,332
Female	1,122	4,551	5,673
Male	1,932	4,723	6,655
Unknown	1	3	4

COVID-19 doses administered for the past 2 weeks

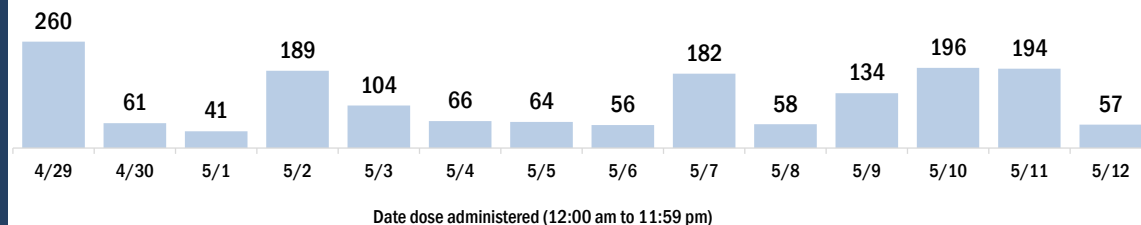


Persons vaccinated for COVID-19 for the past 2 weeks

Number of persons who received their first dose of a two-dose series of the COVID-19 vaccine



Number of persons who completed the COVID-19 vaccine series



COVID-19: Hernando County vaccine summary

Vaccination data through May 12, 2021 as of May 13, 2021 at 12:05 AM

Data in this report are provisional and subject to change.

Data in this summary pertain to COVID-19 vaccines approved by the U.S. Food and Drug Administration and have been issued an Emergency Use Authorization (Janssen COVID-19 Vaccine, Moderna COVID-19 Vaccine and Pfizer-BioNTech COVID-19 Vaccine). These data summarize the number of people who have received either their first dose or have completed the series for a COVID-19 vaccine. **A person can only be counted in one category, first dose or series complete.** For persons receiving Moderna or Pfizer vaccines, once they receive their second dose, they are moved from the first dose column to the series completed column. **Because of this, the total first dose category may show a change from report to report not matching the total receiving their first dose from the previous day.** Persons receiving Johnson & Johnson vaccines will always be counted in the series completed column.

COVID-19 doses for vaccinated persons in Florida

Doses administered 122,109

People receiving one dose of a 1-dose series (Johnson & Johnson) or receiving only one dose of a 2-dose series (Moderna, Pfizer) count once. Persons receiving both doses of a 2-dose series count twice.

Current status of persons vaccinated for COVID-19 in Florida

Total people vaccinated 70,834

First dose 14,075

Series completed 56,759

Completed 1-dose series 5,484

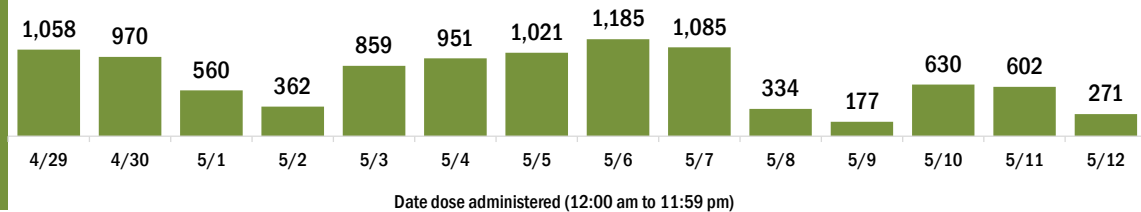
Completed 2-dose series 51,275

First dose: current number of people who have only received their first dose of the Moderna or Pfizer vaccine.

Series complete: current number of people who have received both Moderna or Pfizer vaccine doses or one Johnson & Johnson dose and are considered fully immunized.

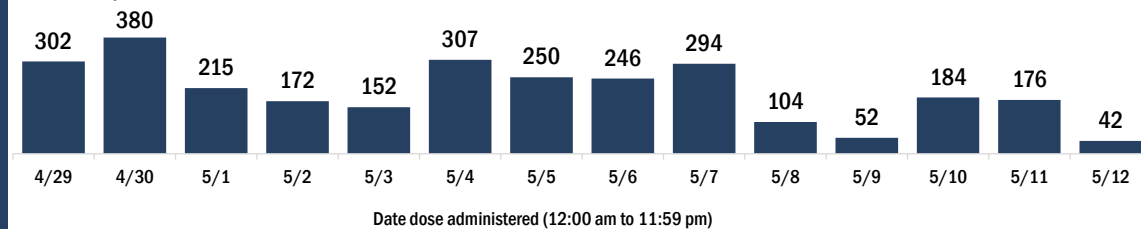
Demographic summary	First dose	Series complete	Total people vaccinated
Age group	14,075	56,759	70,834
16-24 years	1,165	1,532	2,697
25-34 years	1,301	2,147	3,448
35-44 years	1,613	3,213	4,826
45-54 years	2,070	5,821	7,891
55-64 years	2,860	11,084	13,944
65-74 years	2,611	17,873	20,484
75-84 years	1,738	11,496	13,234
85+ years	717	3,593	4,310
Race	14,075	56,759	70,834
White	9,553	40,888	50,441
Black	518	1,489	2,007
American Indian/Alaskan	72	186	258
Other	1,212	4,080	5,292
Unknown	2,720	10,116	12,836
Other race includes Asian, native Hawaiian/Pacific Islander, or other.			
Ethnicity	14,075	56,759	70,834
Hispanic	1,345	3,204	4,549
Non-Hispanic	7,145	31,898	39,043
Unknown	5,585	21,657	27,242
Gender	14,075	56,759	70,834
Female	7,778	32,506	40,284
Male	6,285	24,218	30,503
Unknown	12	35	47

COVID-19 doses administered for the past 2 weeks

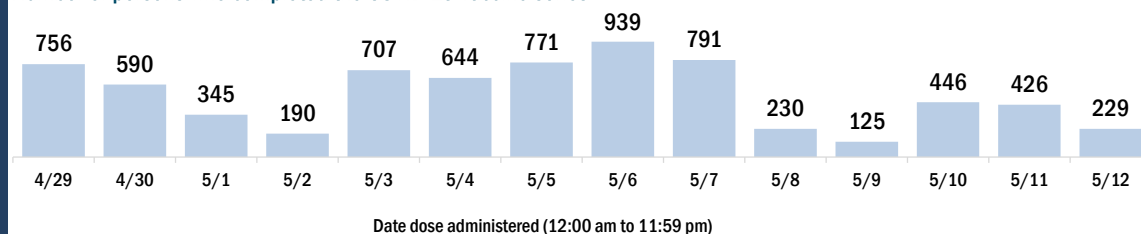


Persons vaccinated for COVID-19 for the past 2 weeks

Number of persons who received their first dose of a two-dose series of the COVID-19 vaccine



Number of persons who completed the COVID-19 vaccine series



COVID-19: Highlands County vaccine summary

Vaccination data through May 12, 2021 as of May 13, 2021 at 12:05 AM

Data in this report are provisional and subject to change.

Data in this summary pertain to COVID-19 vaccines approved by the U.S. Food and Drug Administration and have been issued an Emergency Use Authorization (Janssen COVID-19 Vaccine, Moderna COVID-19 Vaccine and Pfizer-BioNTech COVID-19 Vaccine). These data summarize the number of people who have received either their first dose or have completed the series for a COVID-19 vaccine. **A person can only be counted in one category, first dose or series complete.** For persons receiving Moderna or Pfizer vaccines, once they receive their second dose, they are moved from the first dose column to the series completed column. **Because of this, the total first dose category may show a change from report to report not matching the total receiving their first dose from the previous day.** Persons receiving Johnson & Johnson vaccines will always be counted in the series completed column.

COVID-19 doses for vaccinated persons in Florida

Doses administered 73,429

People receiving one dose of a 1-dose series (Johnson & Johnson) or receiving only one dose of a 2-dose series (Moderna, Pfizer) count once. Persons receiving both doses of a 2-dose series count twice.

Current status of persons vaccinated for COVID-19 in Florida

Total people vaccinated 43,542

First dose 12,378

Series completed 31,164

Completed 1-dose series 1,277

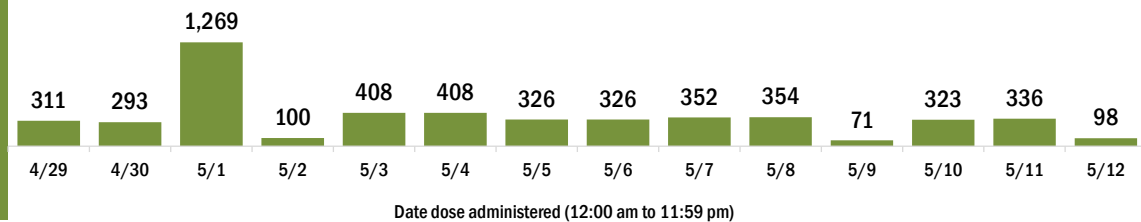
Completed 2-dose series 29,887

First dose: current number of people who have only received their first dose of the Moderna or Pfizer vaccine.

Series complete: current number of people who have received both Moderna or Pfizer vaccine doses or one Johnson & Johnson dose and are considered fully immunized.

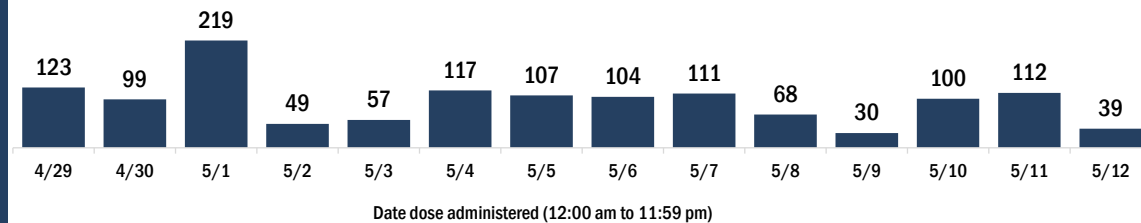
Demographic summary	First dose	Series complete	Total people vaccinated
Age group	12,378	31,164	43,542
16-24 years	519	508	1,027
25-34 years	604	866	1,470
35-44 years	776	1,117	1,893
45-54 years	1,112	2,040	3,152
55-64 years	2,132	5,101	7,233
65-74 years	3,568	10,822	14,390
75-84 years	2,779	8,365	11,144
85+ years	888	2,345	3,233
Race	12,378	31,164	43,542
White	9,444	25,414	34,858
Black	639	1,099	1,738
American Indian/Alaskan	138	212	350
Other	867	2,057	2,924
Unknown	1,290	2,382	3,672
Other race includes Asian, native Hawaiian/Pacific Islander, or other.			
Ethnicity	12,378	31,164	43,542
Hispanic	1,564	2,504	4,068
Non-Hispanic	7,547	22,658	30,205
Unknown	3,267	6,002	9,269
Gender	12,378	31,164	43,542
Female	6,543	16,870	23,413
Male	5,816	14,276	20,092
Unknown	19	18	37

COVID-19 doses administered for the past 2 weeks

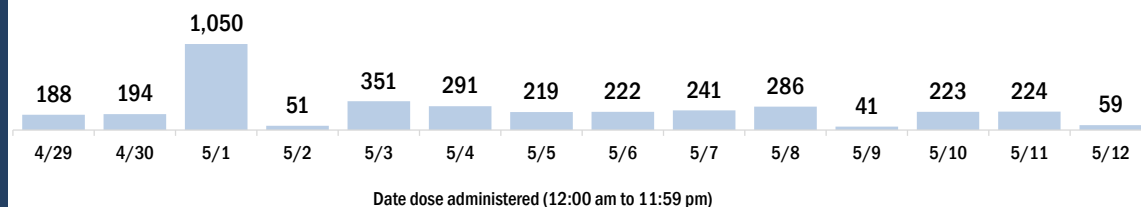


Persons vaccinated for COVID-19 for the past 2 weeks

Number of persons who received their first dose of a two-dose series of the COVID-19 vaccine



Number of persons who completed the COVID-19 vaccine series



COVID-19: Hillsborough County vaccine summary

Vaccination data through May 12, 2021 as of May 13, 2021 at 12:05 AM

Data in this report are provisional and subject to change.

Data in this summary pertain to COVID-19 vaccines approved by the U.S. Food and Drug Administration and have been issued an Emergency Use Authorization (Janssen COVID-19 Vaccine, Moderna COVID-19 Vaccine and Pfizer-BioNTech COVID-19 Vaccine). These data summarize the number of people who have received either their first dose or have completed the series for a COVID-19 vaccine. **A person can only be counted in one category, first dose or series complete.** For persons receiving Moderna or Pfizer vaccines, once they receive their second dose, they are moved from the first dose column to the series completed column. **Because of this, the total first dose category may show a change from report to report not matching the total receiving their first dose from the previous day.** Persons receiving Johnson & Johnson vaccines will always be counted in the series completed column.

COVID-19 doses for vaccinated persons in Florida

Doses administered 960,453

People receiving one dose of a 1-dose series (Johnson & Johnson) or receiving only one dose of a 2-dose series (Moderna, Pfizer) count once. Persons receiving both doses of a 2-dose series count twice.

Current status of persons vaccinated for COVID-19 in Florida

Total people vaccinated 583,722

First dose 150,732

Series completed 432,990

Completed 1-dose series 56,259

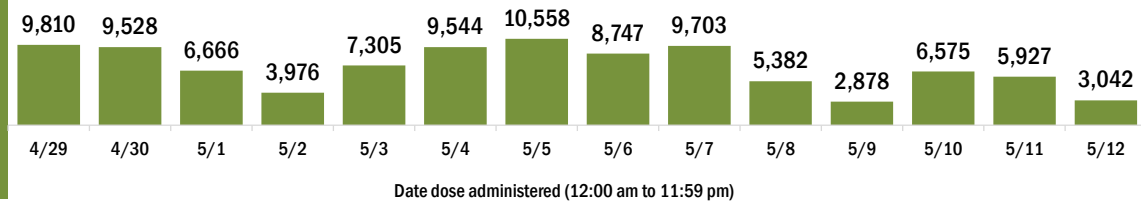
Completed 2-dose series 376,731

First dose: current number of people who have only received their first dose of the Moderna or Pfizer vaccine.

Series complete: current number of people who have received both Moderna or Pfizer vaccine doses or one Johnson & Johnson dose and are considered fully immunized.

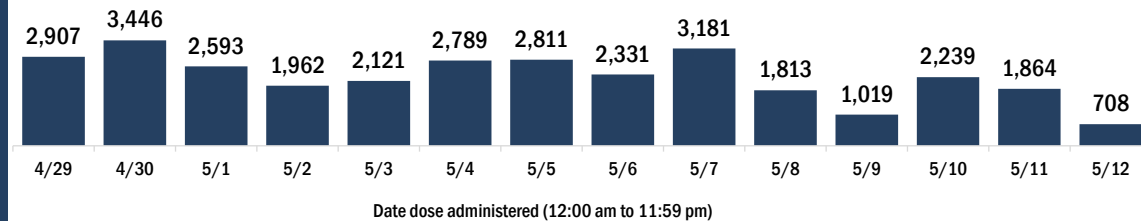
Demographic summary	First dose	Series complete	Total people vaccinated
Age group	150,732	432,990	583,722
16-24 years	17,092	31,106	48,198
25-34 years	20,766	49,378	70,144
35-44 years	21,167	61,967	83,134
45-54 years	20,739	75,519	96,258
55-64 years	20,912	90,537	111,449
65-74 years	29,789	74,574	104,363
75-84 years	15,262	36,856	52,118
85+ years	5,005	13,053	18,058
Race	150,732	432,990	583,722
White	90,499	280,463	370,962
Black	11,357	29,110	40,467
American Indian/Alaskan	699	1,178	1,877
Other	21,792	60,430	82,222
Unknown	26,385	61,809	88,194
Other race includes Asian, native Hawaiian/Pacific Islander, or other.			
Ethnicity	150,732	432,990	583,722
Hispanic	25,647	47,789	73,436
Non-Hispanic	70,590	248,506	319,096
Unknown	54,495	136,695	191,190
Gender	150,732	432,990	583,722
Female	79,305	240,555	319,860
Male	71,177	192,159	263,336
Unknown	250	276	526

COVID-19 doses administered for the past 2 weeks

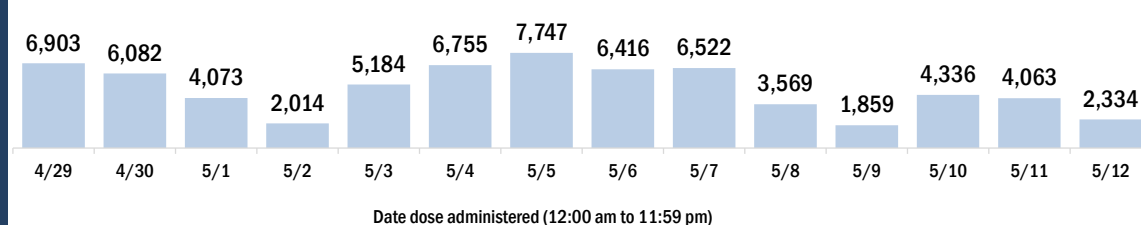


Persons vaccinated for COVID-19 for the past 2 weeks

Number of persons who received their first dose of a two-dose series of the COVID-19 vaccine



Number of persons who completed the COVID-19 vaccine series



COVID-19: Holmes County vaccine summary

Vaccination data through May 12, 2021 as of May 13, 2021 at 12:05 AM

Data in this report are provisional and subject to change.

Data in this summary pertain to COVID-19 vaccines approved by the U.S. Food and Drug Administration and have been issued an Emergency Use Authorization (Janssen COVID-19 Vaccine, Moderna COVID-19 Vaccine and Pfizer-BioNTech COVID-19 Vaccine). These data summarize the number of people who have received either their first dose or have completed the series for a COVID-19 vaccine. **A person can only be counted in one category, first dose or series complete.** For persons receiving Moderna or Pfizer vaccines, once they receive their second dose, they are moved from the first dose column to the series completed column. **Because of this, the total first dose category may show a change from report to report not matching the total receiving their first dose from the previous day.** Persons receiving Johnson & Johnson vaccines will always be counted in the series completed column.

COVID-19 doses for vaccinated persons in Florida

Doses administered 7,123

People receiving one dose of a 1-dose series (Johnson & Johnson) or receiving only one dose of a 2-dose series (Moderna, Pfizer) count once. Persons receiving both doses of a 2-dose series count twice.

Current status of persons vaccinated for COVID-19 in Florida

Total people vaccinated 4,243

First dose 1,013

Series completed 3,230

Completed 1-dose series 350

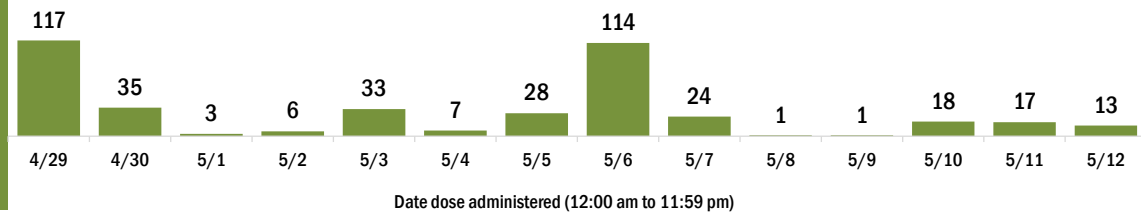
Completed 2-dose series 2,880

First dose: current number of people who have only received their first dose of the Moderna or Pfizer vaccine.

Series complete: current number of people who have received both Moderna or Pfizer vaccine doses or one Johnson & Johnson dose and are considered fully immunized.

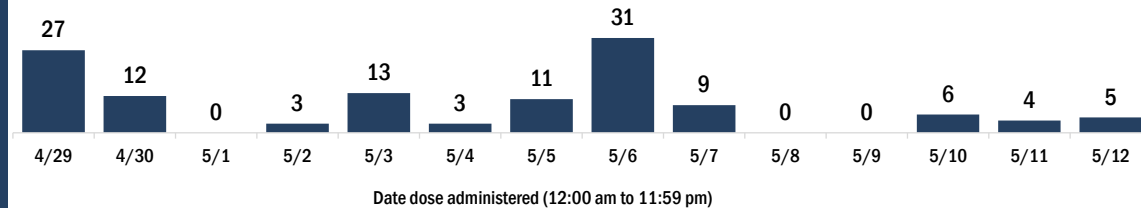
Demographic summary	First dose	Series complete	Total people vaccinated
Age group	1,013	3,230	4,243
16-24 years	57	55	112
25-34 years	124	106	230
35-44 years	164	181	345
45-54 years	189	316	505
55-64 years	234	657	891
65-74 years	141	1,043	1,184
75-84 years	79	686	765
85+ years	25	186	211
Race	1,013	3,230	4,243
White	715	2,786	3,501
Black	174	109	283
American Indian/Alaskan	7	35	42
Other	66	183	249
Unknown	51	117	168
Other race includes Asian, native Hawaiian/Pacific Islander, or other.			
Ethnicity	1,013	3,230	4,243
Hispanic	48	39	87
Non-Hispanic	809	2,706	3,515
Unknown	156	485	641
Gender	1,013	3,230	4,243
Female	333	1,772	2,105
Male	680	1,458	2,138
Unknown	0	0	0

COVID-19 doses administered for the past 2 weeks

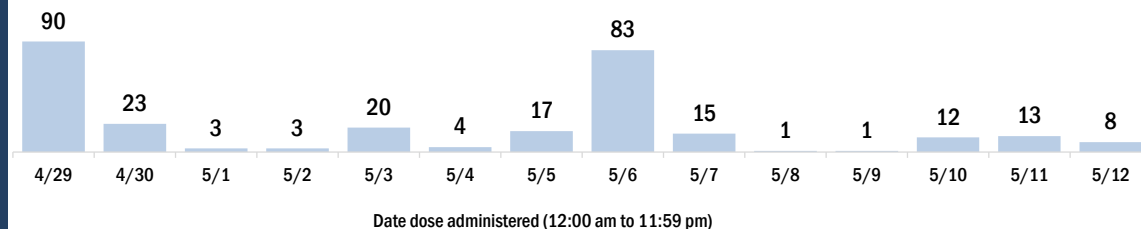


Persons vaccinated for COVID-19 for the past 2 weeks

Number of persons who received their first dose of a two-dose series of the COVID-19 vaccine



Number of persons who completed the COVID-19 vaccine series



COVID-19: Indian River County vaccine summary

Vaccination data through May 12, 2021 as of May 13, 2021 at 12:05 AM

Data in this report are provisional and subject to change.

Data in this summary pertain to COVID-19 vaccines approved by the U.S. Food and Drug Administration and have been issued an Emergency Use Authorization (Janssen COVID-19 Vaccine, Moderna COVID-19 Vaccine and Pfizer-BioNTech COVID-19 Vaccine). These data summarize the number of people who have received either their first dose or have completed the series for a COVID-19 vaccine. **A person can only be counted in one category, first dose or series complete.** For persons receiving Moderna or Pfizer vaccines, once they receive their second dose, they are moved from the first dose column to the series completed column. **Because of this, the total first dose category may show a change from report to report not matching the total receiving their first dose from the previous day.** Persons receiving Johnson & Johnson vaccines will always be counted in the series completed column.

COVID-19 doses for vaccinated persons in Florida

Doses administered 143,735

People receiving one dose of a 1-dose series (Johnson & Johnson) or receiving only one dose of a 2-dose series (Moderna, Pfizer) count once. Persons receiving both doses of a 2-dose series count twice.

Current status of persons vaccinated for COVID-19 in Florida

Total people vaccinated 83,895

First dose 21,389

Series completed 62,506

Completed 1-dose series 2,666

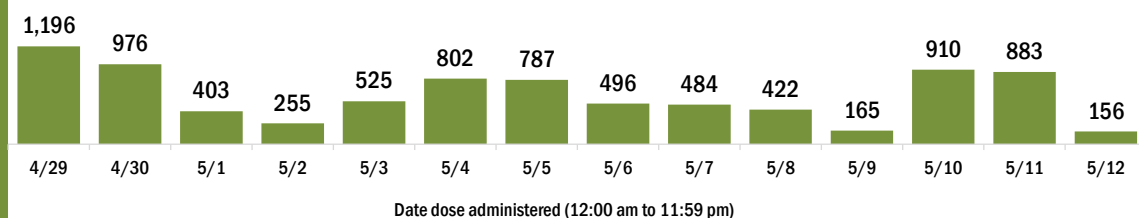
Completed 2-dose series 59,840

First dose: current number of people who have only received their first dose of the Moderna or Pfizer vaccine.

Series complete: current number of people who have received both Moderna or Pfizer vaccine doses or one Johnson & Johnson dose and are considered fully immunized.

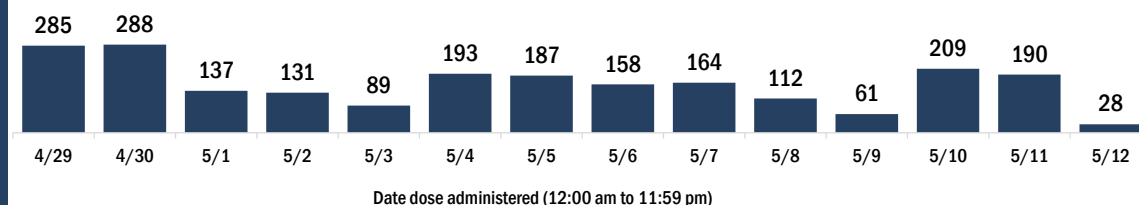
Demographic summary	First dose	Series complete	Total people vaccinated
Age group	21,389	62,506	83,895
16-24 years	1,256	1,442	2,698
25-34 years	1,437	2,171	3,608
35-44 years	1,658	3,044	4,702
45-54 years	2,284	5,366	7,650
55-64 years	3,951	12,087	16,038
65-74 years	5,129	21,082	26,211
75-84 years	3,925	12,970	16,895
85+ years	1,749	4,344	6,093
Race	21,389	62,506	83,895
White	15,492	45,921	61,413
Black	1,075	2,021	3,096
American Indian/Alaskan	139	312	451
Other	1,595	4,408	6,003
Unknown	3,088	9,844	12,932
Other race includes Asian, native Hawaiian/Pacific Islander, or other.			
Ethnicity	21,389	62,506	83,895
Hispanic	2,040	2,926	4,966
Non-Hispanic	10,371	38,812	49,183
Unknown	8,978	20,768	29,746
Gender	21,389	62,506	83,895
Female	11,243	34,840	46,083
Male	10,120	27,630	37,750
Unknown	26	36	62

COVID-19 doses administered for the past 2 weeks

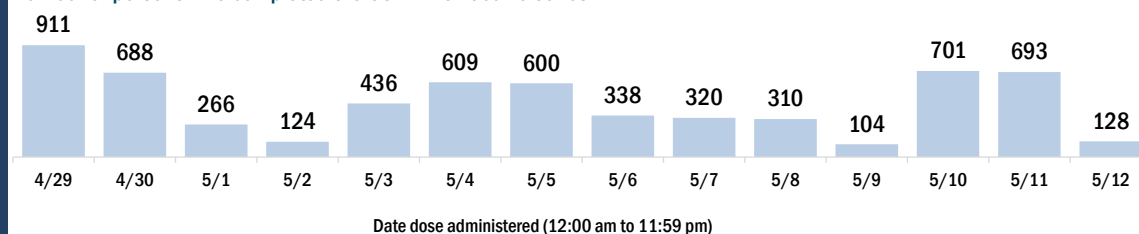


Persons vaccinated for COVID-19 for the past 2 weeks

Number of persons who received their first dose of a two-dose series of the COVID-19 vaccine



Number of persons who completed the COVID-19 vaccine series



COVID-19: Jackson County vaccine summary

Vaccination data through May 12, 2021 as of May 13, 2021 at 12:05 AM

Data in this report are provisional and subject to change.

Data in this summary pertain to COVID-19 vaccines approved by the U.S. Food and Drug Administration and have been issued an Emergency Use Authorization (Janssen COVID-19 Vaccine, Moderna COVID-19 Vaccine and Pfizer-BioNTech COVID-19 Vaccine). These data summarize the number of people who have received either their first dose or have completed the series for a COVID-19 vaccine. **A person can only be counted in one category, first dose or series complete.** For persons receiving Moderna or Pfizer vaccines, once they receive their second dose, they are moved from the first dose column to the series completed column. **Because of this, the total first dose category may show a change from report to report not matching the total receiving their first dose from the previous day.** Persons receiving Johnson & Johnson vaccines will always be counted in the series completed column.

COVID-19 doses for vaccinated persons in Florida

Doses administered 23,841

People receiving one dose of a 1-dose series (Johnson & Johnson) or receiving only one dose of a 2-dose series (Moderna, Pfizer) count once. Persons receiving both doses of a 2-dose series count twice.

Current status of persons vaccinated for COVID-19 in Florida

Total people vaccinated 13,772

First dose 2,802

Series completed 10,970

Completed 1-dose series 901

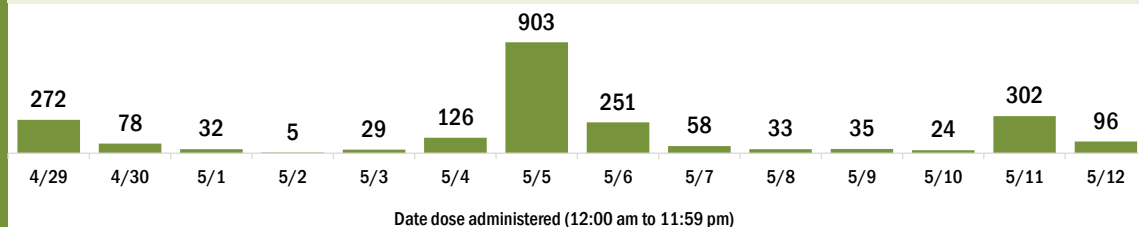
Completed 2-dose series 10,069

First dose: current number of people who have only received their first dose of the Moderna or Pfizer vaccine.

Series complete: current number of people who have received both Moderna or Pfizer vaccine doses or one Johnson & Johnson dose and are considered fully immunized.

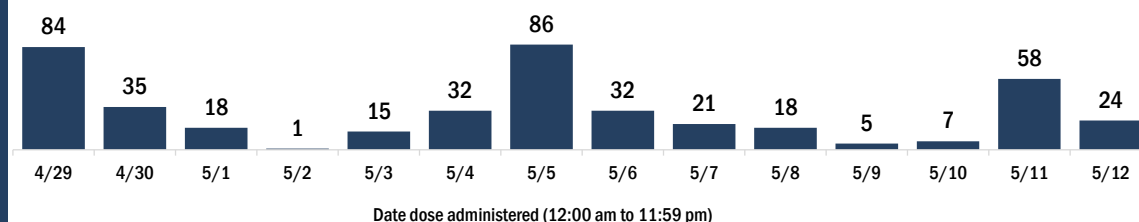
Demographic summary	First dose	Series complete	Total people vaccinated
Age group	2,802	10,970	13,772
16-24 years	143	226	369
25-34 years	321	537	858
35-44 years	423	838	1,261
45-54 years	481	1,364	1,845
55-64 years	506	2,391	2,897
65-74 years	485	3,165	3,650
75-84 years	323	1,842	2,165
85+ years	120	607	727
Race	2,802	10,970	13,772
White	1,593	7,575	9,168
Black	759	2,365	3,124
American Indian/Alaskan	12	58	70
Other	154	452	606
Unknown	284	520	804
Other race includes Asian, native Hawaiian/Pacific Islander, or other.			
Ethnicity	2,802	10,970	13,772
Hispanic	121	272	393
Non-Hispanic	1,399	8,373	9,772
Unknown	1,282	2,325	3,607
Gender	2,802	10,970	13,772
Female	1,158	5,729	6,887
Male	1,643	5,241	6,884
Unknown	1	0	1

COVID-19 doses administered for the past 2 weeks

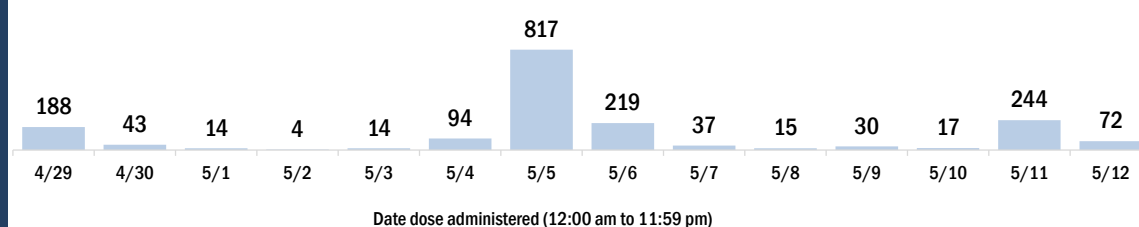


Persons vaccinated for COVID-19 for the past 2 weeks

Number of persons who received their first dose of a two-dose series of the COVID-19 vaccine



Number of persons who completed the COVID-19 vaccine series



COVID-19: Jefferson County vaccine summary

Vaccination data through May 12, 2021 as of May 13, 2021 at 12:05 AM

Data in this report are provisional and subject to change.

Data in this summary pertain to COVID-19 vaccines approved by the U.S. Food and Drug Administration and have been issued an Emergency Use Authorization (Janssen COVID-19 Vaccine, Moderna COVID-19 Vaccine and Pfizer-BioNTech COVID-19 Vaccine). These data summarize the number of people who have received either their first dose or have completed the series for a COVID-19 vaccine. **A person can only be counted in one category, first dose or series complete.** For persons receiving Moderna or Pfizer vaccines, once they receive their second dose, they are moved from the first dose column to the series completed column. **Because of this, the total first dose category may show a change from report to report not matching the total receiving their first dose from the previous day.** Persons receiving Johnson & Johnson vaccines will always be counted in the series completed column.

COVID-19 doses for vaccinated persons in Florida

Doses administered 9,031

People receiving one dose of a 1-dose series (Johnson & Johnson) or receiving only one dose of a 2-dose series (Moderna, Pfizer) count once. Persons receiving both doses of a 2-dose series count twice.

Current status of persons vaccinated for COVID-19 in Florida

Total people vaccinated 5,170

First dose 1,012

Series completed 4,158

Completed 1-dose series 297

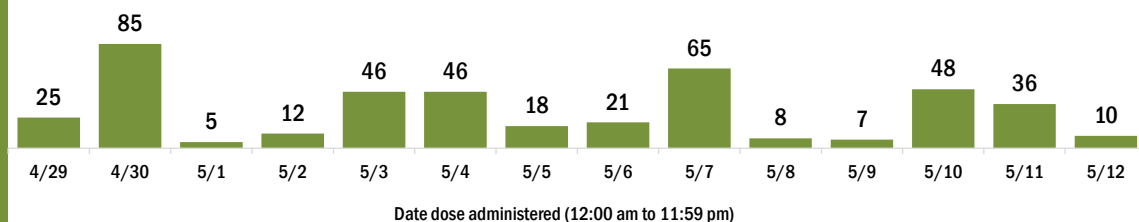
Completed 2-dose series 3,861

First dose: current number of people who have only received their first dose of the Moderna or Pfizer vaccine.

Series complete: current number of people who have received both Moderna or Pfizer vaccine doses or one Johnson & Johnson dose and are considered fully immunized.

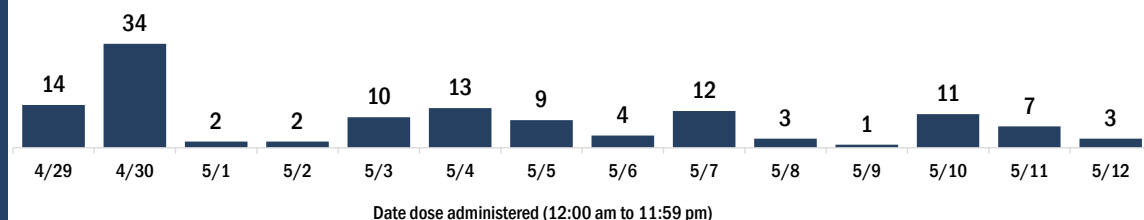
Demographic summary	First dose	Series complete	Total people vaccinated
Age group	1,012	4,158	5,170
16-24 years	65	101	166
25-34 years	89	156	245
35-44 years	171	227	398
45-54 years	224	489	713
55-64 years	262	1,000	1,262
65-74 years	124	1,340	1,464
75-84 years	55	664	719
85+ years	22	181	203
Race	1,012	4,158	5,170
White	555	2,360	2,915
Black	310	977	1,287
American Indian/Alaskan	2	7	9
Other	89	545	634
Unknown	56	269	325
Other race includes Asian, native Hawaiian/Pacific Islander, or other.			
Ethnicity	1,012	4,158	5,170
Hispanic	25	96	121
Non-Hispanic	806	2,904	3,710
Unknown	181	1,158	1,339
Gender	1,012	4,158	5,170
Female	351	2,417	2,768
Male	661	1,741	2,402
Unknown	0	0	0

COVID-19 doses administered for the past 2 weeks

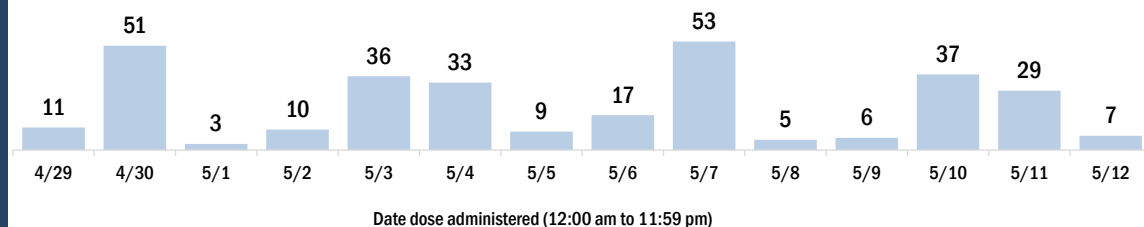


Persons vaccinated for COVID-19 for the past 2 weeks

Number of persons who received their first dose of a two-dose series of the COVID-19 vaccine



Number of persons who completed the COVID-19 vaccine series



COVID-19: Lafayette County vaccine summary

Vaccination data through May 12, 2021 as of May 13, 2021 at 12:05 AM

Data in this report are provisional and subject to change.

Data in this summary pertain to COVID-19 vaccines approved by the U.S. Food and Drug Administration and have been issued an Emergency Use Authorization (Janssen COVID-19 Vaccine, Moderna COVID-19 Vaccine and Pfizer-BioNTech COVID-19 Vaccine). These data summarize the number of people who have received either their first dose or have completed the series for a COVID-19 vaccine. **A person can only be counted in one category, first dose or series complete.** For persons receiving Moderna or Pfizer vaccines, once they receive their second dose, they are moved from the first dose column to the series completed column. **Because of this, the total first dose category may show a change from report to report not matching the total receiving their first dose from the previous day.** Persons receiving Johnson & Johnson vaccines will always be counted in the series completed column.

COVID-19 doses for vaccinated persons in Florida

Doses administered 3,639

People receiving one dose of a 1-dose series (Johnson & Johnson) or receiving only one dose of a 2-dose series (Moderna, Pfizer) count once. Persons receiving both doses of a 2-dose series count twice.

Current status of persons vaccinated for COVID-19 in Florida

Total people vaccinated 2,164

First dose 643

Series completed 1,521

Completed 1-dose series 46

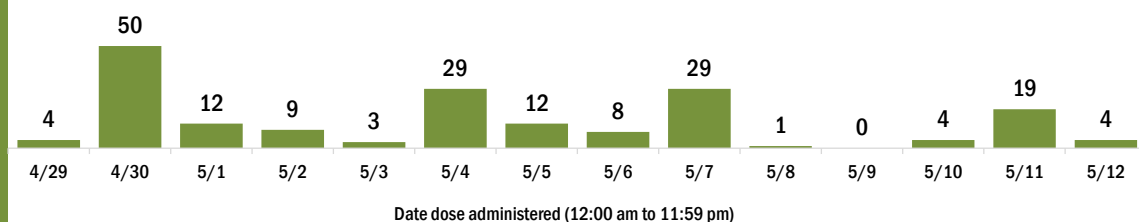
Completed 2-dose series 1,475

First dose: current number of people who have only received their first dose of the Moderna or Pfizer vaccine.

Series complete: current number of people who have received both Moderna or Pfizer vaccine doses or one Johnson & Johnson dose and are considered fully immunized.

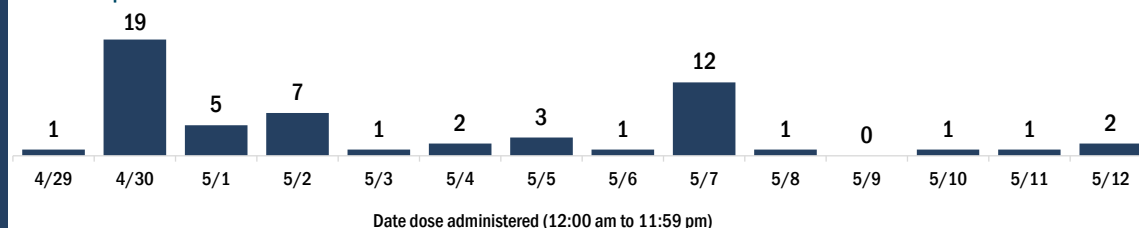
Demographic summary	First dose	Series complete	Total people vaccinated
Age group	643	1,521	2,164
16-24 years	25	16	41
25-34 years	88	27	115
35-44 years	116	59	175
45-54 years	129	127	256
55-64 years	94	220	314
65-74 years	110	627	737
75-84 years	55	344	399
85+ years	26	101	127
Race	643	1,521	2,164
White	393	1,292	1,685
Black	143	54	197
American Indian/Alaskan	3	6	9
Other	47	88	135
Unknown	57	81	138
Other race includes Asian, native Hawaiian/Pacific Islander, or other.			
Ethnicity	643	1,521	2,164
Hispanic	48	70	118
Non-Hispanic	198	1,196	1,394
Unknown	397	255	652
Gender	643	1,521	2,164
Female	163	783	946
Male	479	738	1,217
Unknown	1	0	1

COVID-19 doses administered for the past 2 weeks

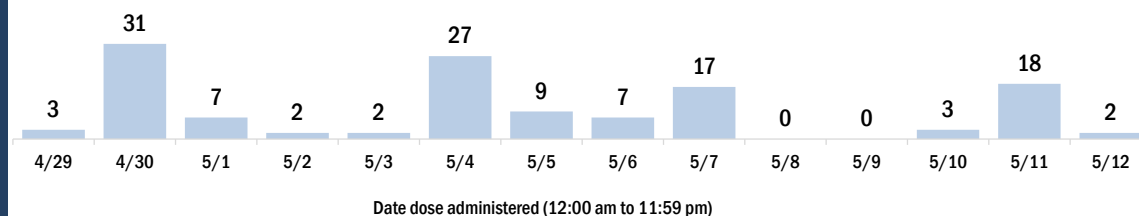


Persons vaccinated for COVID-19 for the past 2 weeks

Number of persons who received their first dose of a two-dose series of the COVID-19 vaccine



Number of persons who completed the COVID-19 vaccine series



COVID-19: Lake County vaccine summary

Vaccination data through May 12, 2021 as of May 13, 2021 at 12:05 AM

Data in this report are provisional and subject to change.

Data in this summary pertain to COVID-19 vaccines approved by the U.S. Food and Drug Administration and have been issued an Emergency Use Authorization (Janssen COVID-19 Vaccine, Moderna COVID-19 Vaccine and Pfizer-BioNTech COVID-19 Vaccine). These data summarize the number of people who have received either their first dose or have completed the series for a COVID-19 vaccine. **A person can only be counted in one category, first dose or series complete.** For persons receiving Moderna or Pfizer vaccines, once they receive their second dose, they are moved from the first dose column to the series completed column. **Because of this, the total first dose category may show a change from report to report not matching the total receiving their first dose from the previous day.** Persons receiving Johnson & Johnson vaccines will always be counted in the series completed column.

COVID-19 doses for vaccinated persons in Florida

Doses administered 305,926

People receiving one dose of a 1-dose series (Johnson & Johnson) or receiving only one dose of a 2-dose series (Moderna, Pfizer) count once. Persons receiving both doses of a 2-dose series count twice.

Current status of persons vaccinated for COVID-19 in Florida

Total people vaccinated 172,089

First dose 30,482

Series completed 141,607

Completed 1-dose series 7,770

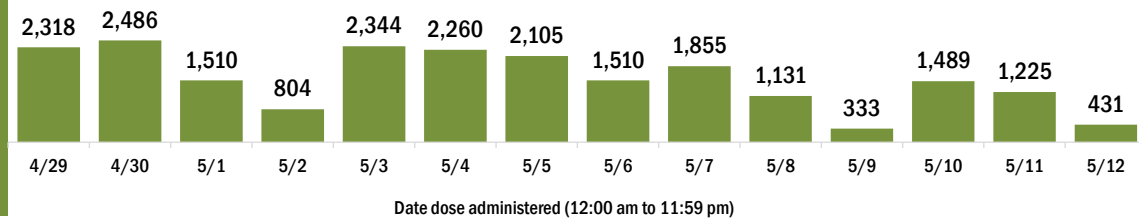
Completed 2-dose series 133,837

First dose: current number of people who have only received their first dose of the Moderna or Pfizer vaccine.

Series complete: current number of people who have received both Moderna or Pfizer vaccine doses or one Johnson & Johnson dose and are considered fully immunized.

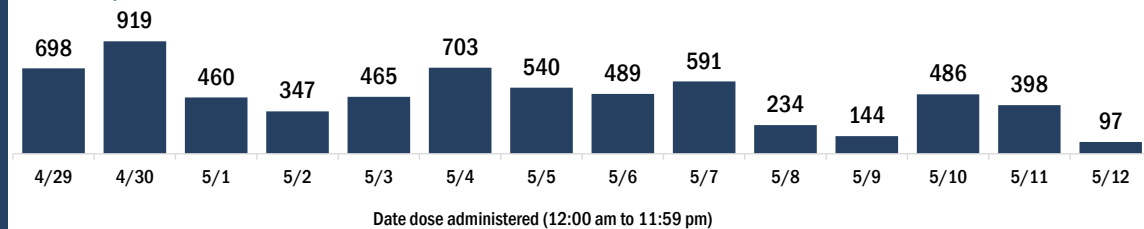
Demographic summary	First dose	Series complete	Total people vaccinated
Age group	30,482	141,607	172,089
16-24 years	2,945	5,508	8,453
25-34 years	3,545	7,066	10,611
35-44 years	4,043	10,063	14,106
45-54 years	4,519	14,808	19,327
55-64 years	5,636	25,351	30,987
65-74 years	4,886	41,846	46,732
75-84 years	3,444	28,621	32,065
85+ years	1,464	8,344	9,808
Race	30,482	141,607	172,089
White	18,813	104,620	123,433
Black	2,140	7,373	9,513
American Indian/Alaskan	179	783	962
Other	3,392	12,781	16,173
Unknown	5,958	16,050	22,008
Other race includes Asian, native Hawaiian/Pacific Islander, or other.			
Ethnicity	30,482	141,607	172,089
Hispanic	3,978	11,129	15,107
Non-Hispanic	13,401	83,141	96,542
Unknown	13,103	47,337	60,440
Gender	30,482	141,607	172,089
Female	16,336	79,164	95,500
Male	14,093	62,327	76,420
Unknown	53	116	169

COVID-19 doses administered for the past 2 weeks

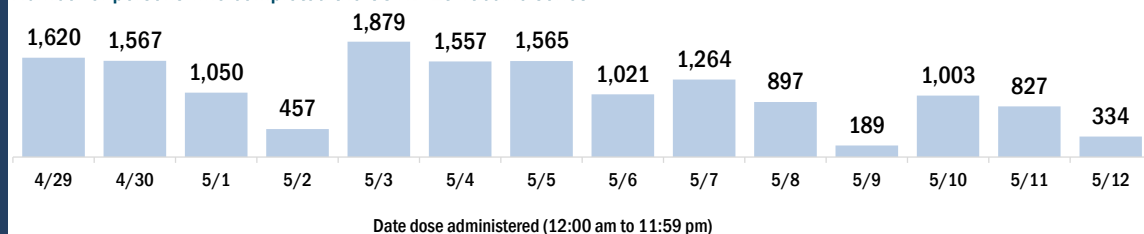


Persons vaccinated for COVID-19 for the past 2 weeks

Number of persons who received their first dose of a two-dose series of the COVID-19 vaccine



Number of persons who completed the COVID-19 vaccine series



COVID-19: Lee County vaccine summary

Vaccination data through May 12, 2021 as of May 13, 2021 at 12:05 AM

Data in this report are provisional and subject to change.

Data in this summary pertain to COVID-19 vaccines approved by the U.S. Food and Drug Administration and have been issued an Emergency Use Authorization (Janssen COVID-19 Vaccine, Moderna COVID-19 Vaccine and Pfizer-BioNTech COVID-19 Vaccine). These data summarize the number of people who have received either their first dose or have completed the series for a COVID-19 vaccine. **A person can only be counted in one category, first dose or series complete.** For persons receiving Moderna or Pfizer vaccines, once they receive their second dose, they are moved from the first dose column to the series completed column. **Because of this, the total first dose category may show a change from report to report not matching the total receiving their first dose from the previous day.** Persons receiving Johnson & Johnson vaccines will always be counted in the series completed column.

COVID-19 doses for vaccinated persons in Florida

Doses administered 599,054

People receiving one dose of a 1-dose series (Johnson & Johnson) or receiving only one dose of a 2-dose series (Moderna, Pfizer) count once. Persons receiving both doses of a 2-dose series count twice.

Current status of persons vaccinated for COVID-19 in Florida

Total people vaccinated 341,614

First dose 68,419

Series completed 273,195

Completed 1-dose series 15,755

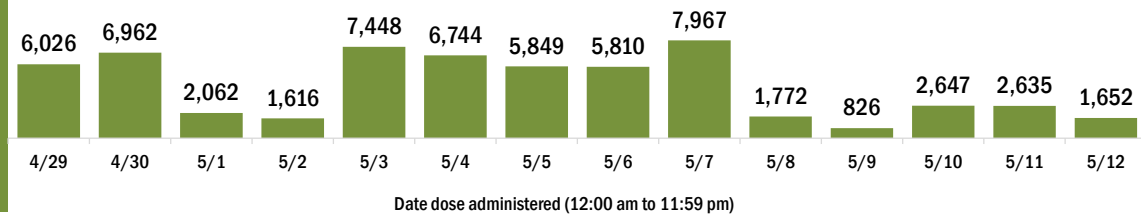
Completed 2-dose series 257,440

First dose: current number of people who have only received their first dose of the Moderna or Pfizer vaccine.

Series complete: current number of people who have received both Moderna or Pfizer vaccine doses or one Johnson & Johnson dose and are considered fully immunized.

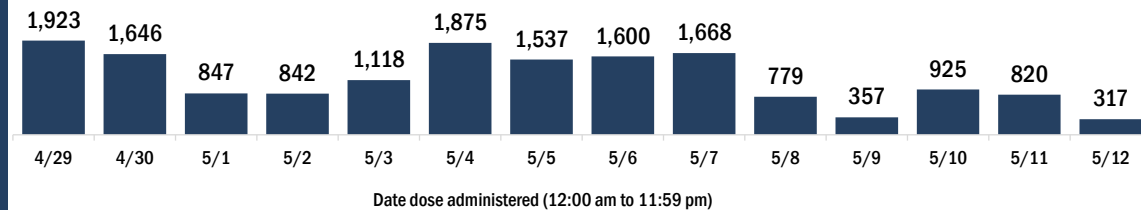
Demographic summary	First dose	Series complete	Total people vaccinated
Age group	68,419	273,195	341,614
16-24 years	6,161	6,507	12,668
25-34 years	6,990	11,163	18,153
35-44 years	8,646	16,083	24,729
45-54 years	10,171	25,460	35,631
55-64 years	13,551	52,054	65,605
65-74 years	12,520	92,322	104,842
75-84 years	7,667	54,936	62,603
85+ years	2,713	14,670	17,383
Race	68,419	273,195	341,614
White	44,818	196,568	241,386
Black	3,167	6,879	10,046
American Indian/Alaskan	285	953	1,238
Other	6,738	18,692	25,430
Unknown	13,411	50,103	63,514
Other race includes Asian, native Hawaiian/Pacific Islander, or other.			
Ethnicity	68,419	273,195	341,614
Hispanic	12,535	22,431	34,966
Non-Hispanic	31,112	156,775	187,887
Unknown	24,772	93,989	118,761
Gender	68,419	273,195	341,614
Female	36,127	150,905	187,032
Male	32,107	121,856	153,963
Unknown	185	434	619

COVID-19 doses administered for the past 2 weeks

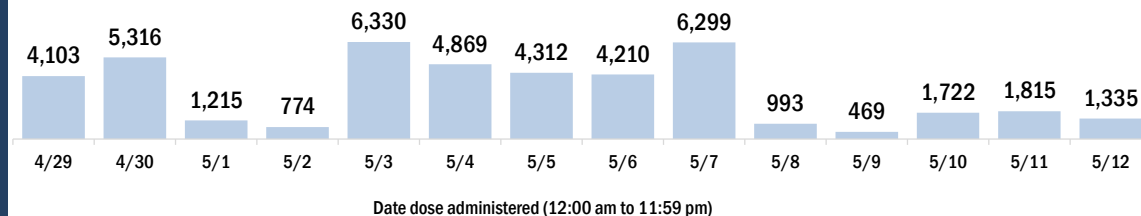


Persons vaccinated for COVID-19 for the past 2 weeks

Number of persons who received their first dose of a two-dose series of the COVID-19 vaccine



Number of persons who completed the COVID-19 vaccine series



COVID-19: Leon County vaccine summary

Vaccination data through May 12, 2021 as of May 13, 2021 at 12:05 AM

Data in this report are provisional and subject to change.

Data in this summary pertain to COVID-19 vaccines approved by the U.S. Food and Drug Administration and have been issued an Emergency Use Authorization (Janssen COVID-19 Vaccine, Moderna COVID-19 Vaccine and Pfizer-BioNTech COVID-19 Vaccine). These data summarize the number of people who have received either their first dose or have completed the series for a COVID-19 vaccine. **A person can only be counted in one category, first dose or series complete.** For persons receiving Moderna or Pfizer vaccines, once they receive their second dose, they are moved from the first dose column to the series completed column. **Because of this, the total first dose category may show a change from report to report not matching the total receiving their first dose from the previous day.** Persons receiving Johnson & Johnson vaccines will always be counted in the series completed column.

COVID-19 doses for vaccinated persons in Florida

Doses administered 209,281

People receiving one dose of a 1-dose series (Johnson & Johnson) or receiving only one dose of a 2-dose series (Moderna, Pfizer) count once. Persons receiving both doses of a 2-dose series count twice.

Current status of persons vaccinated for COVID-19 in Florida

Total people vaccinated 117,421

First dose 20,648

Series completed 96,773

Completed 1-dose series 4,913

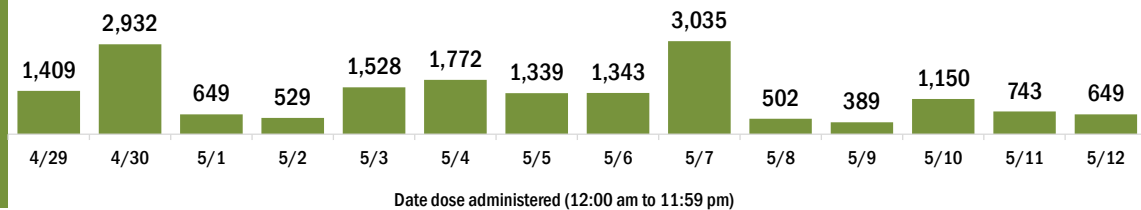
Completed 2-dose series 91,860

First dose: current number of people who have only received their first dose of the Moderna or Pfizer vaccine.

Series complete: current number of people who have received both Moderna or Pfizer vaccine doses or one Johnson & Johnson dose and are considered fully immunized.

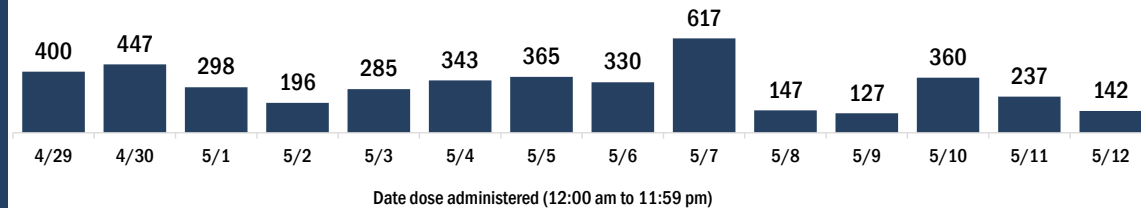
Demographic summary	First dose	Series complete	Total people vaccinated
Age group	20,648	96,773	117,421
16-24 years	4,431	9,314	13,745
25-34 years	3,759	11,223	14,982
35-44 years	3,362	12,007	15,369
45-54 years	2,788	13,769	16,557
55-64 years	2,563	18,683	21,246
65-74 years	2,101	19,782	21,883
75-84 years	1,046	8,938	9,984
85+ years	598	3,057	3,655
Race	20,648	96,773	117,421
White	10,992	57,007	67,999
Black	3,731	13,619	17,350
American Indian/Alaskan	69	307	376
Other	2,795	16,815	19,610
Unknown	3,061	9,025	12,086
Other race includes Asian, native Hawaiian/Pacific Islander, or other.			
Ethnicity	20,648	96,773	117,421
Hispanic	1,573	4,669	6,242
Non-Hispanic	12,952	70,305	83,257
Unknown	6,123	21,799	27,922
Gender	20,648	96,773	117,421
Female	11,223	55,161	66,384
Male	9,380	41,572	50,952
Unknown	45	40	85

COVID-19 doses administered for the past 2 weeks

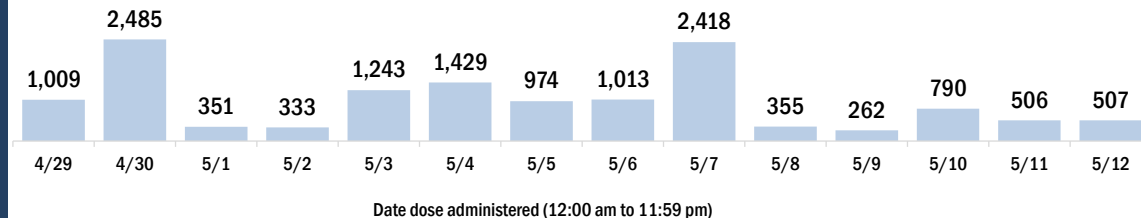


Persons vaccinated for COVID-19 for the past 2 weeks

Number of persons who received their first dose of a two-dose series of the COVID-19 vaccine



Number of persons who completed the COVID-19 vaccine series



COVID-19: Levy County vaccine summary

Vaccination data through May 12, 2021 as of May 13, 2021 at 12:05 AM

Data in this report are provisional and subject to change.

Data in this summary pertain to COVID-19 vaccines approved by the U.S. Food and Drug Administration and have been issued an Emergency Use Authorization (Janssen COVID-19 Vaccine, Moderna COVID-19 Vaccine and Pfizer-BioNTech COVID-19 Vaccine). These data summarize the number of people who have received either their first dose or have completed the series for a COVID-19 vaccine. **A person can only be counted in one category, first dose or series complete.** For persons receiving Moderna or Pfizer vaccines, once they receive their second dose, they are moved from the first dose column to the series completed column. **Because of this, the total first dose category may show a change from report to report not matching the total receiving their first dose from the previous day.** Persons receiving Johnson & Johnson vaccines will always be counted in the series completed column.

COVID-19 doses for vaccinated persons in Florida

Doses administered 20,089

People receiving one dose of a 1-dose series (Johnson & Johnson) or receiving only one dose of a 2-dose series (Moderna, Pfizer) count once. Persons receiving both doses of a 2-dose series count twice.

Current status of persons vaccinated for COVID-19 in Florida

Total people vaccinated 11,634

First dose 1,941

Series completed 9,693

Completed 1-dose series 1,238

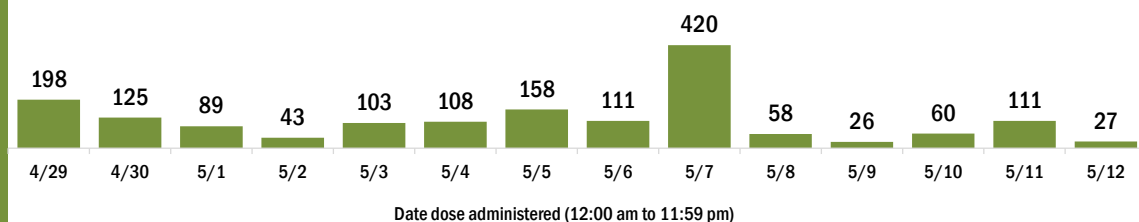
Completed 2-dose series 8,455

First dose: current number of people who have only received their first dose of the Moderna or Pfizer vaccine.

Series complete: current number of people who have received both Moderna or Pfizer vaccine doses or one Johnson & Johnson dose and are considered fully immunized.

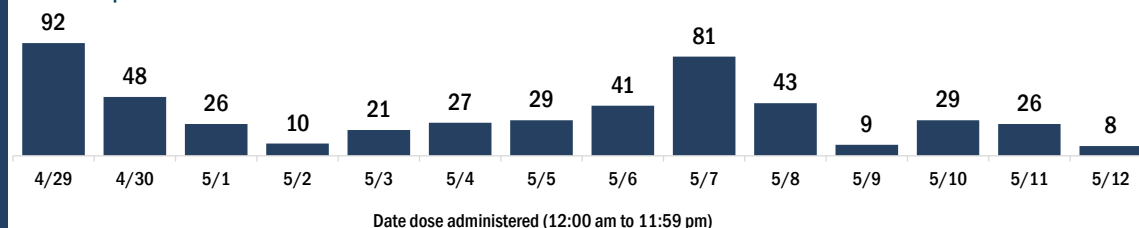
Demographic summary	First dose	Series complete	Total people vaccinated
Age group	1,941	9,693	11,634
16-24 years	132	185	317
25-34 years	182	337	519
35-44 years	228	445	673
45-54 years	270	870	1,140
55-64 years	499	2,118	2,617
65-74 years	386	3,487	3,873
75-84 years	195	1,808	2,003
85+ years	49	443	492
Race	1,941	9,693	11,634
White	1,371	7,652	9,023
Black	199	638	837
American Indian/Alaskan	11	52	63
Other	161	544	705
Unknown	199	807	1,006
Other race includes Asian, native Hawaiian/Pacific Islander, or other.			
Ethnicity	1,941	9,693	11,634
Hispanic	158	448	606
Non-Hispanic	1,287	7,138	8,425
Unknown	496	2,107	2,603
Gender	1,941	9,693	11,634
Female	1,080	5,464	6,544
Male	858	4,229	5,087
Unknown	3	0	3

COVID-19 doses administered for the past 2 weeks

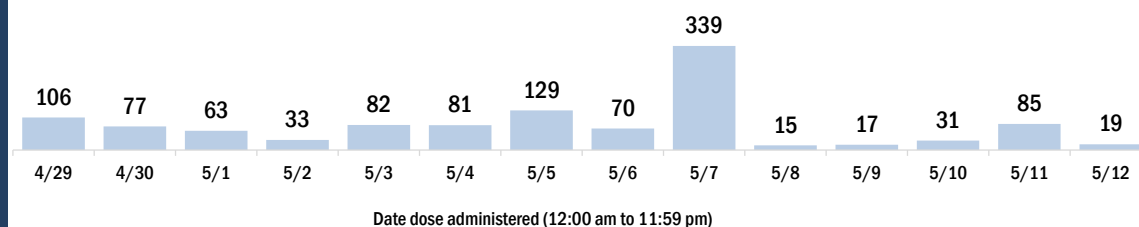


Persons vaccinated for COVID-19 for the past 2 weeks

Number of persons who received their first dose of a two-dose series of the COVID-19 vaccine



Number of persons who completed the COVID-19 vaccine series



COVID-19: Liberty County vaccine summary

Vaccination data through May 12, 2021 as of May 13, 2021 at 12:05 AM

Data in this report are provisional and subject to change.

Data in this summary pertain to COVID-19 vaccines approved by the U.S. Food and Drug Administration and have been issued an Emergency Use Authorization (Janssen COVID-19 Vaccine, Moderna COVID-19 Vaccine and Pfizer-BioNTech COVID-19 Vaccine). These data summarize the number of people who have received either their first dose or have completed the series for a COVID-19 vaccine. **A person can only be counted in one category, first dose or series complete.** For persons receiving Moderna or Pfizer vaccines, once they receive their second dose, they are moved from the first dose column to the series completed column. **Because of this, the total first dose category may show a change from report to report not matching the total receiving their first dose from the previous day.** Persons receiving Johnson & Johnson vaccines will always be counted in the series completed column.

COVID-19 doses for vaccinated persons in Florida

Doses administered 3,301

People receiving one dose of a 1-dose series (Johnson & Johnson) or receiving only one dose of a 2-dose series (Moderna, Pfizer) count once. Persons receiving both doses of a 2-dose series count twice.

Current status of persons vaccinated for COVID-19 in Florida

Total people vaccinated 2,026

First dose 664

Series completed 1,362

Completed 1-dose series 87

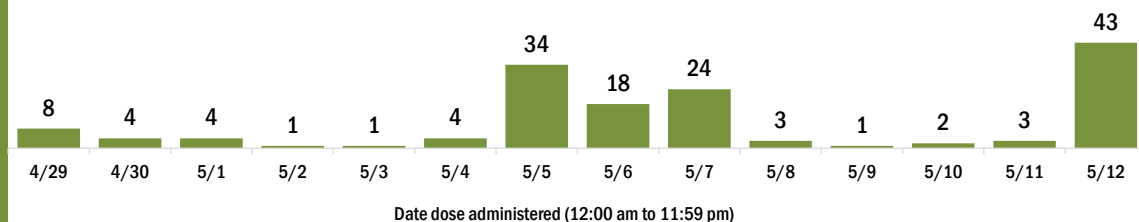
Completed 2-dose series 1,275

First dose: current number of people who have only received their first dose of the Moderna or Pfizer vaccine.

Series complete: current number of people who have received both Moderna or Pfizer vaccine doses or one Johnson & Johnson dose and are considered fully immunized.

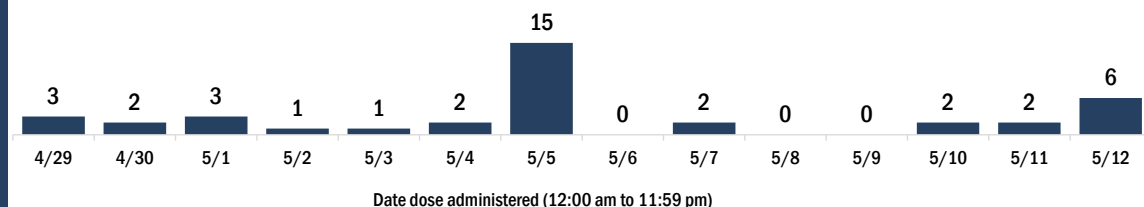
Demographic summary	First dose	Series complete	Total people vaccinated
Age group	664	1,362	2,026
16-24 years	22	33	55
25-34 years	97	49	146
35-44 years	140	104	244
45-54 years	161	140	301
55-64 years	153	326	479
65-74 years	66	425	491
75-84 years	21	226	247
85+ years	4	59	63
Race	664	1,362	2,026
White	208	987	1,195
Black	82	131	213
American Indian/Alaskan	2	11	13
Other	39	105	144
Unknown	333	128	461
Other race includes Asian, native Hawaiian/Pacific Islander, or other.			
Ethnicity	664	1,362	2,026
Hispanic	12	21	33
Non-Hispanic	113	753	866
Unknown	539	588	1,127
Gender	664	1,362	2,026
Female	121	731	852
Male	543	631	1,174
Unknown	0	0	0

COVID-19 doses administered for the past 2 weeks

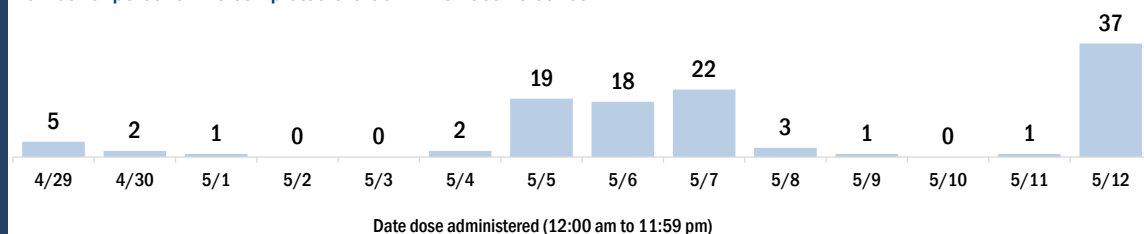


Persons vaccinated for COVID-19 for the past 2 weeks

Number of persons who received their first dose of a two-dose series of the COVID-19 vaccine



Number of persons who completed the COVID-19 vaccine series



COVID-19: Madison County vaccine summary

Vaccination data through May 12, 2021 as of May 13, 2021 at 12:05 AM

Data in this report are provisional and subject to change.

Data in this summary pertain to COVID-19 vaccines approved by the U.S. Food and Drug Administration and have been issued an Emergency Use Authorization (Janssen COVID-19 Vaccine, Moderna COVID-19 Vaccine and Pfizer-BioNTech COVID-19 Vaccine). These data summarize the number of people who have received either their first dose or have completed the series for a COVID-19 vaccine. **A person can only be counted in one category, first dose or series complete.** For persons receiving Moderna or Pfizer vaccines, once they receive their second dose, they are moved from the first dose column to the series completed column. **Because of this, the total first dose category may show a change from report to report not matching the total receiving their first dose from the previous day.** Persons receiving Johnson & Johnson vaccines will always be counted in the series completed column.

COVID-19 doses for vaccinated persons in Florida

Doses administered 10,084

People receiving one dose of a 1-dose series (Johnson & Johnson) or receiving only one dose of a 2-dose series (Moderna, Pfizer) count once. Persons receiving both doses of a 2-dose series count twice.

Current status of persons vaccinated for COVID-19 in Florida

Total people vaccinated 5,770

First dose 1,018

Series completed 4,752

Completed 1-dose series 438

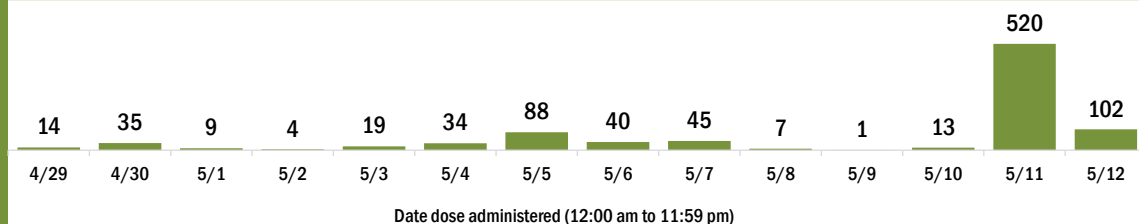
Completed 2-dose series 4,314

First dose: current number of people who have only received their first dose of the Moderna or Pfizer vaccine.

Series complete: current number of people who have received both Moderna or Pfizer vaccine doses or one Johnson & Johnson dose and are considered fully immunized.

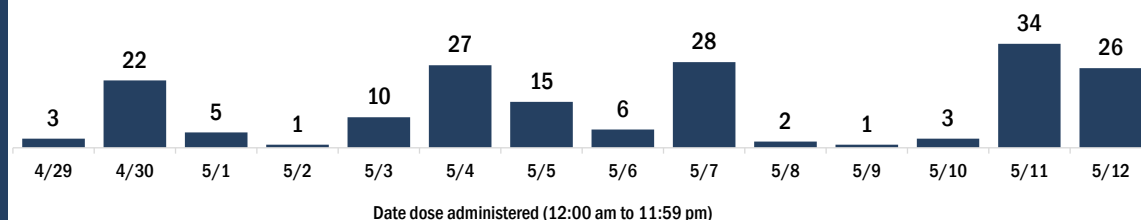
Demographic summary	First dose	Series complete	Total people vaccinated
Age group	1,018	4,752	5,770
16-24 years	58	88	146
25-34 years	114	197	311
35-44 years	133	395	528
45-54 years	200	575	775
55-64 years	293	1,015	1,308
65-74 years	137	1,486	1,623
75-84 years	60	784	844
85+ years	23	212	235
Race	1,018	4,752	5,770
White	498	2,677	3,175
Black	345	1,447	1,792
American Indian/Alaskan	1	9	10
Other	84	372	456
Unknown	90	247	337
Other race includes Asian, native Hawaiian/Pacific Islander, or other.			
Ethnicity	1,018	4,752	5,770
Hispanic	63	206	269
Non-Hispanic	750	2,829	3,579
Unknown	205	1,717	1,922
Gender	1,018	4,752	5,770
Female	483	2,358	2,841
Male	535	2,394	2,929
Unknown	0	0	0

COVID-19 doses administered for the past 2 weeks

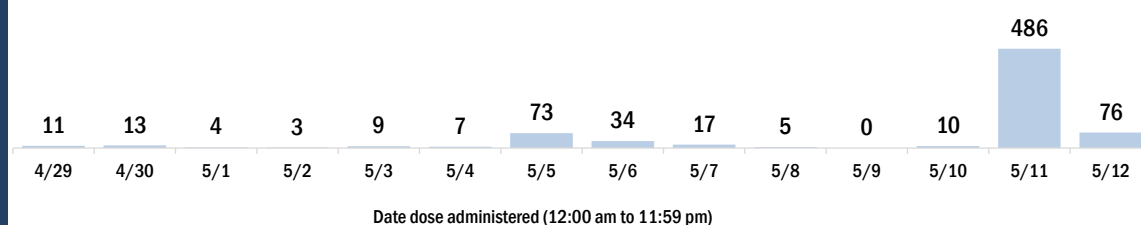


Persons vaccinated for COVID-19 for the past 2 weeks

Number of persons who received their first dose of a two-dose series of the COVID-19 vaccine



Number of persons who completed the COVID-19 vaccine series



COVID-19: Manatee County vaccine summary

Vaccination data through May 12, 2021 as of May 13, 2021 at 12:05 AM

Data in this report are provisional and subject to change.

Data in this summary pertain to COVID-19 vaccines approved by the U.S. Food and Drug Administration and have been issued an Emergency Use Authorization (Janssen COVID-19 Vaccine, Moderna COVID-19 Vaccine and Pfizer-BioNTech COVID-19 Vaccine). These data summarize the number of people who have received either their first dose or have completed the series for a COVID-19 vaccine. **A person can only be counted in one category, first dose or series complete.** For persons receiving Moderna or Pfizer vaccines, once they receive their second dose, they are moved from the first dose column to the series completed column. **Because of this, the total first dose category may show a change from report to report not matching the total receiving their first dose from the previous day.** Persons receiving Johnson & Johnson vaccines will always be counted in the series completed column.

COVID-19 doses for vaccinated persons in Florida

Doses administered 311,761

People receiving one dose of a 1-dose series (Johnson & Johnson) or receiving only one dose of a 2-dose series (Moderna, Pfizer) count once. Persons receiving both doses of a 2-dose series count twice.

Current status of persons vaccinated for COVID-19 in Florida

Total people vaccinated 177,649

First dose 36,254

Series completed 141,395

Completed 1-dose series 7,283

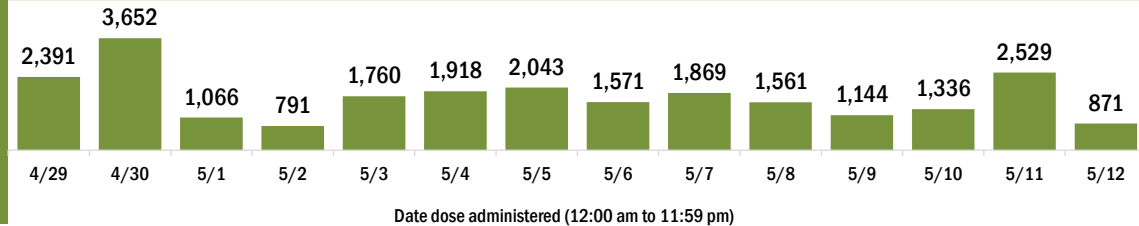
Completed 2-dose series 134,112

First dose: current number of people who have only received their first dose of the Moderna or Pfizer vaccine.

Series complete: current number of people who have received both Moderna or Pfizer vaccine doses or one Johnson & Johnson dose and are considered fully immunized.

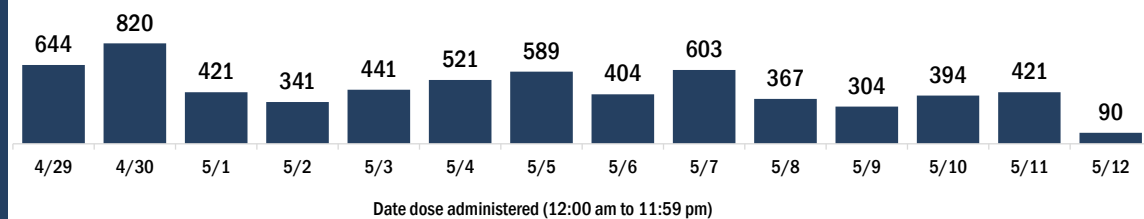
Demographic summary	First dose	Series complete	Total people vaccinated
Age group	36,254	141,395	177,649
16-24 years	3,226	4,092	7,318
25-34 years	3,557	6,693	10,250
35-44 years	4,221	9,619	13,840
45-54 years	5,188	15,251	20,439
55-64 years	6,752	28,688	35,440
65-74 years	7,117	44,103	51,220
75-84 years	4,458	25,175	29,633
85+ years	1,735	7,774	9,509
Race	36,254	141,395	177,649
White	24,627	107,956	132,583
Black	1,505	4,483	5,988
American Indian/Alaskan	166	556	722
Other	3,334	10,743	14,077
Unknown	6,622	17,657	24,279
Other race includes Asian, native Hawaiian/Pacific Islander, or other.			
Ethnicity	36,254	141,395	177,649
Hispanic	4,122	8,245	12,367
Non-Hispanic	18,567	85,957	104,524
Unknown	13,565	47,193	60,758
Gender	36,254	141,395	177,649
Female	19,248	78,385	97,633
Male	16,895	62,928	79,823
Unknown	111	82	193

COVID-19 doses administered for the past 2 weeks

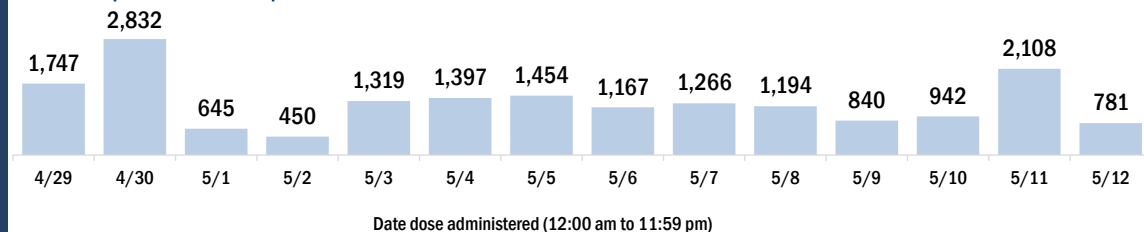


Persons vaccinated for COVID-19 for the past 2 weeks

Number of persons who received their first dose of a two-dose series of the COVID-19 vaccine



Number of persons who completed the COVID-19 vaccine series



COVID-19: Marion County vaccine summary

Vaccination data through May 12, 2021 as of May 13, 2021 at 12:05 AM

Data in this report are provisional and subject to change.

Data in this summary pertain to COVID-19 vaccines approved by the U.S. Food and Drug Administration and have been issued an Emergency Use Authorization (Janssen COVID-19 Vaccine, Moderna COVID-19 Vaccine and Pfizer-BioNTech COVID-19 Vaccine). These data summarize the number of people who have received either their first dose or have completed the series for a COVID-19 vaccine. **A person can only be counted in one category, first dose or series complete.** For persons receiving Moderna or Pfizer vaccines, once they receive their second dose, they are moved from the first dose column to the series completed column. **Because of this, the total first dose category may show a change from report to report not matching the total receiving their first dose from the previous day.** Persons receiving Johnson & Johnson vaccines will always be counted in the series completed column.

COVID-19 doses for vaccinated persons in Florida

Doses administered 248,929

People receiving one dose of a 1-dose series (Johnson & Johnson) or receiving only one dose of a 2-dose series (Moderna, Pfizer) count once. Persons receiving both doses of a 2-dose series count twice.

Current status of persons vaccinated for COVID-19 in Florida

Total people vaccinated 139,656

First dose 24,625

Series completed 115,031

Completed 1-dose series 5,758

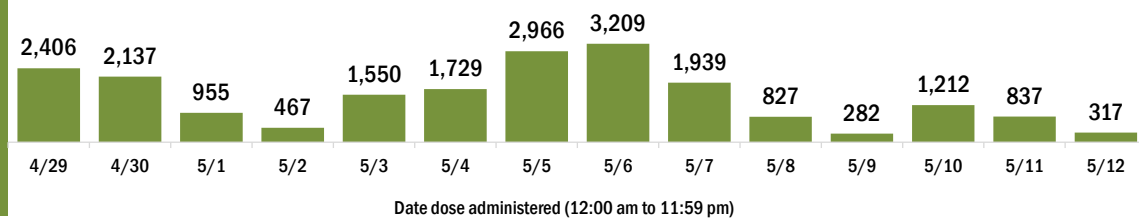
Completed 2-dose series 109,273

First dose: current number of people who have only received their first dose of the Moderna or Pfizer vaccine.

Series complete: current number of people who have received both Moderna or Pfizer vaccine doses or one Johnson & Johnson dose and are considered fully immunized.

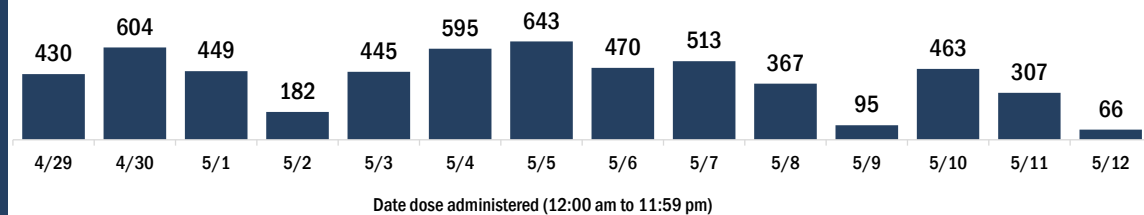
Demographic summary	First dose	Series complete	Total people vaccinated
Age group	24,625	115,031	139,656
16-24 years	2,170	3,198	5,368
25-34 years	2,382	5,089	7,471
35-44 years	2,851	7,251	10,102
45-54 years	3,638	11,028	14,666
55-64 years	5,217	21,158	26,375
65-74 years	4,308	36,254	40,562
75-84 years	2,830	24,141	26,971
85+ years	1,229	6,912	8,141
Race	24,625	115,031	139,656
White	14,884	80,039	94,923
Black	2,094	8,062	10,156
American Indian/Alaskan	111	441	552
Other	3,053	10,616	13,669
Unknown	4,483	15,873	20,356
Other race includes Asian, native Hawaiian/Pacific Islander, or other.			
Ethnicity	24,625	115,031	139,656
Hispanic	3,378	9,232	12,610
Non-Hispanic	12,119	71,209	83,328
Unknown	9,128	34,590	43,718
Gender	24,625	115,031	139,656
Female	13,630	65,470	79,100
Male	10,963	49,517	60,480
Unknown	32	44	76

COVID-19 doses administered for the past 2 weeks

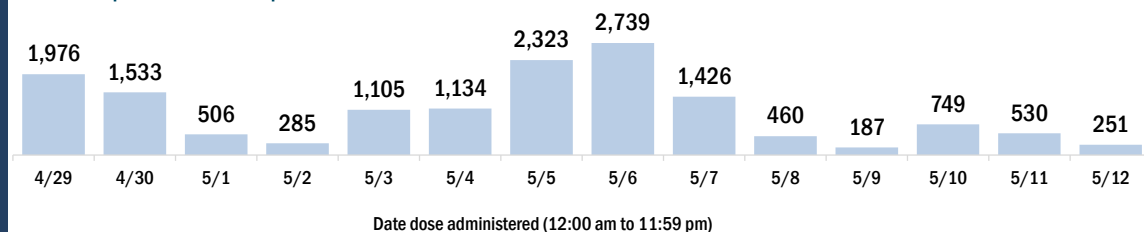


Persons vaccinated for COVID-19 for the past 2 weeks

Number of persons who received their first dose of a two-dose series of the COVID-19 vaccine



Number of persons who completed the COVID-19 vaccine series



COVID-19: Martin County vaccine summary

Vaccination data through May 12, 2021 as of May 13, 2021 at 12:05 AM

Data in this report are provisional and subject to change.

Data in this summary pertain to COVID-19 vaccines approved by the U.S. Food and Drug Administration and have been issued an Emergency Use Authorization (Janssen COVID-19 Vaccine, Moderna COVID-19 Vaccine and Pfizer-BioNTech COVID-19 Vaccine). These data summarize the number of people who have received either their first dose or have completed the series for a COVID-19 vaccine. **A person can only be counted in one category, first dose or series complete.** For persons receiving Moderna or Pfizer vaccines, once they receive their second dose, they are moved from the first dose column to the series completed column. **Because of this, the total first dose category may show a change from report to report not matching the total receiving their first dose from the previous day.** Persons receiving Johnson & Johnson vaccines will always be counted in the series completed column.

COVID-19 doses for vaccinated persons in Florida

Doses administered 136,044

People receiving one dose of a 1-dose series (Johnson & Johnson) or receiving only one dose of a 2-dose series (Moderna, Pfizer) count once. Persons receiving both doses of a 2-dose series count twice.

Current status of persons vaccinated for COVID-19 in Florida

Total people vaccinated 78,423

First dose 17,160

Series completed 61,263

Completed 1-dose series 3,642

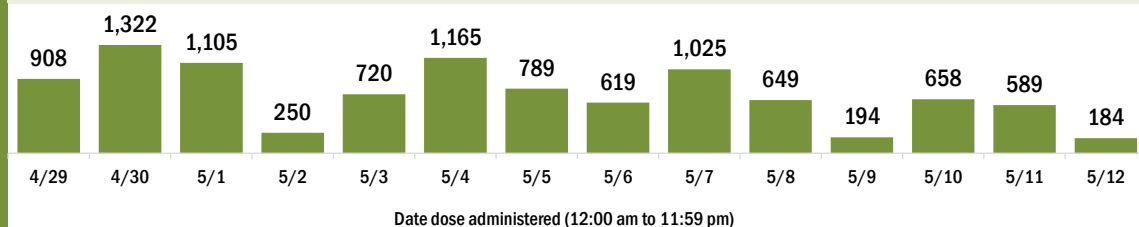
Completed 2-dose series 57,621

First dose: current number of people who have only received their first dose of the Moderna or Pfizer vaccine.

Series complete: current number of people who have received both Moderna or Pfizer vaccine doses or one Johnson & Johnson dose and are considered fully immunized.

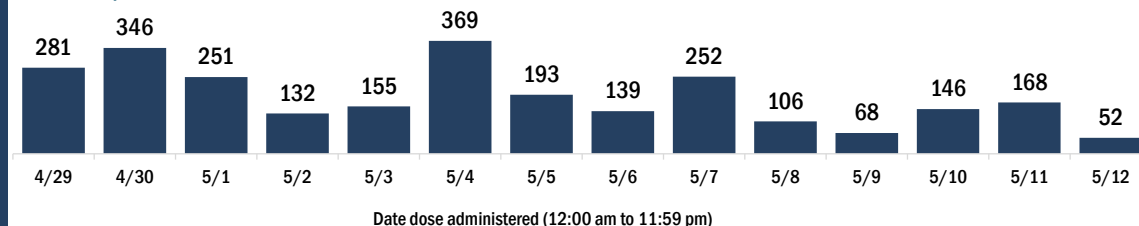
Demographic summary	First dose	Series complete	Total people vaccinated
Age group	17,160	61,263	78,423
16-24 years	1,230	1,461	2,691
25-34 years	1,418	1,965	3,383
35-44 years	1,856	3,254	5,110
45-54 years	2,518	5,404	7,922
55-64 years	4,103	12,021	16,124
65-74 years	3,087	19,194	22,281
75-84 years	2,040	13,226	15,266
85+ years	908	4,738	5,646
Race	17,160	61,263	78,423
White	12,021	41,909	53,930
Black	780	1,247	2,027
American Indian/Alaskan	62	117	179
Other	1,292	4,344	5,636
Unknown	3,005	13,646	16,651
Other race includes Asian, native Hawaiian/Pacific Islander, or other.			
Ethnicity	17,160	61,263	78,423
Hispanic	1,449	2,502	3,951
Non-Hispanic	8,521	27,465	35,986
Unknown	7,190	31,296	38,486
Gender	17,160	61,263	78,423
Female	8,675	34,309	42,984
Male	8,467	26,936	35,403
Unknown	18	18	36

COVID-19 doses administered for the past 2 weeks

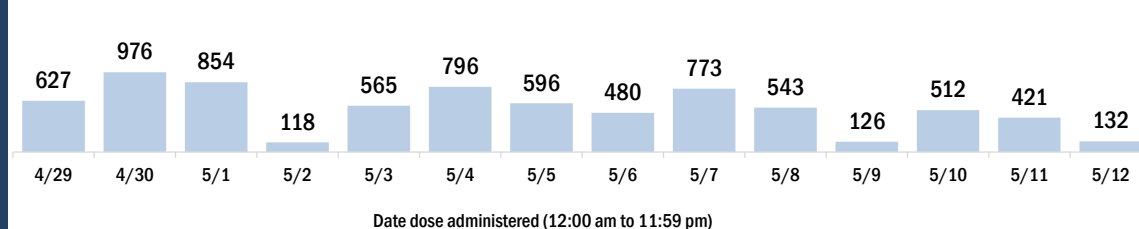


Persons vaccinated for COVID-19 for the past 2 weeks

Number of persons who received their first dose of a two-dose series of the COVID-19 vaccine



Number of persons who completed the COVID-19 vaccine series



COVID-19: Monroe County vaccine summary

Vaccination data through May 12, 2021 as of May 13, 2021 at 12:05 AM

Data in this report are provisional and subject to change.

Data in this summary pertain to COVID-19 vaccines approved by the U.S. Food and Drug Administration and have been issued an Emergency Use Authorization (Janssen COVID-19 Vaccine, Moderna COVID-19 Vaccine and Pfizer-BioNTech COVID-19 Vaccine). These data summarize the number of people who have received either their first dose or have completed the series for a COVID-19 vaccine. **A person can only be counted in one category, first dose or series complete.** For persons receiving Moderna or Pfizer vaccines, once they receive their second dose, they are moved from the first dose column to the series completed column. **Because of this, the total first dose category may show a change from report to report not matching the total receiving their first dose from the previous day.** Persons receiving Johnson & Johnson vaccines will always be counted in the series completed column.

COVID-19 doses for vaccinated persons in Florida

Doses administered 64,858

People receiving one dose of a 1-dose series (Johnson & Johnson) or receiving only one dose of a 2-dose series (Moderna, Pfizer) count once. Persons receiving both doses of a 2-dose series count twice.

Current status of persons vaccinated for COVID-19 in Florida

Total people vaccinated 39,189

First dose 10,780

Series completed 28,409

Completed 1-dose series 2,740

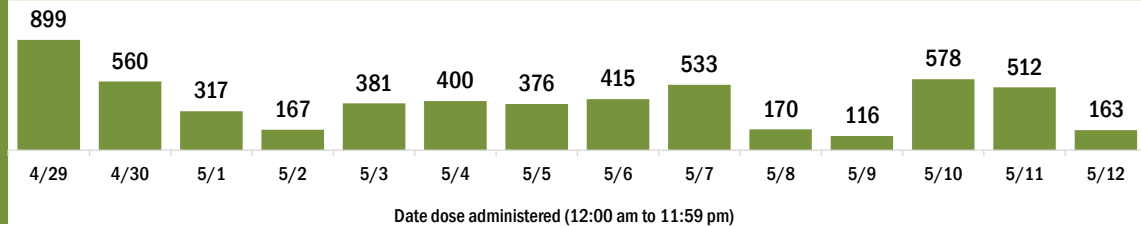
Completed 2-dose series 25,669

First dose: current number of people who have only received their first dose of the Moderna or Pfizer vaccine.

Series complete: current number of people who have received both Moderna or Pfizer vaccine doses or one Johnson & Johnson dose and are considered fully immunized.

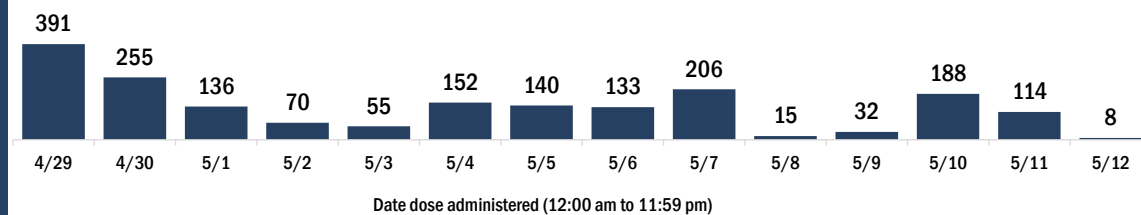
Demographic summary	First dose	Series complete	Total people vaccinated
Age group	10,780	28,409	39,189
16-24 years	820	643	1,463
25-34 years	1,379	1,273	2,652
35-44 years	1,644	2,142	3,786
45-54 years	1,996	3,573	5,569
55-64 years	2,508	6,816	9,324
65-74 years	1,677	9,046	10,723
75-84 years	598	3,949	4,547
85+ years	158	967	1,125
Race	10,780	28,409	39,189
White	7,086	20,590	27,676
Black	331	576	907
American Indian/Alaskan	46	100	146
Other	820	1,584	2,404
Unknown	2,497	5,559	8,056
Other race includes Asian, native Hawaiian/Pacific Islander, or other.			
Ethnicity	10,780	28,409	39,189
Hispanic	1,818	2,813	4,631
Non-Hispanic	4,901	15,863	20,764
Unknown	4,061	9,733	13,794
Gender	10,780	28,409	39,189
Female	5,332	14,679	20,011
Male	5,438	13,728	19,166
Unknown	10	2	12

COVID-19 doses administered for the past 2 weeks

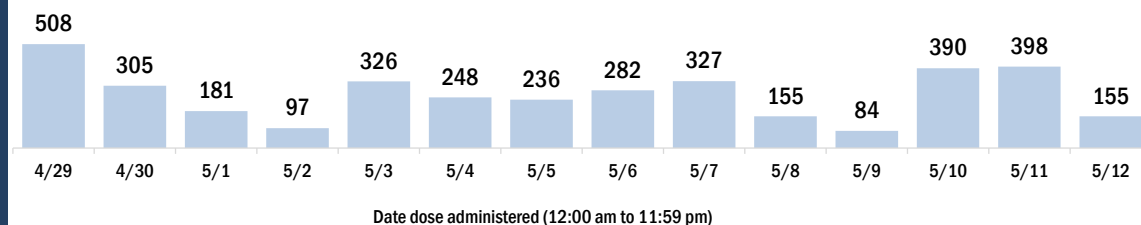


Persons vaccinated for COVID-19 for the past 2 weeks

Number of persons who received their first dose of a two-dose series of the COVID-19 vaccine



Number of persons who completed the COVID-19 vaccine series



COVID-19: Nassau County vaccine summary

Vaccination data through May 12, 2021 as of May 13, 2021 at 12:05 AM

Data in this report are provisional and subject to change.

Data in this summary pertain to COVID-19 vaccines approved by the U.S. Food and Drug Administration and have been issued an Emergency Use Authorization (Janssen COVID-19 Vaccine, Moderna COVID-19 Vaccine and Pfizer-BioNTech COVID-19 Vaccine). These data summarize the number of people who have received either their first dose or have completed the series for a COVID-19 vaccine. **A person can only be counted in one category, first dose or series complete.** For persons receiving Moderna or Pfizer vaccines, once they receive their second dose, they are moved from the first dose column to the series completed column. **Because of this, the total first dose category may show a change from report to report not matching the total receiving their first dose from the previous day.** Persons receiving Johnson & Johnson vaccines will always be counted in the series completed column.

COVID-19 doses for vaccinated persons in Florida

Doses administered 63,398

People receiving one dose of a 1-dose series (Johnson & Johnson) or receiving only one dose of a 2-dose series (Moderna, Pfizer) count once. Persons receiving both doses of a 2-dose series count twice.

Current status of persons vaccinated for COVID-19 in Florida

Total people vaccinated 34,781

First dose 3,824

Series completed 30,957

Completed 1-dose series 2,340

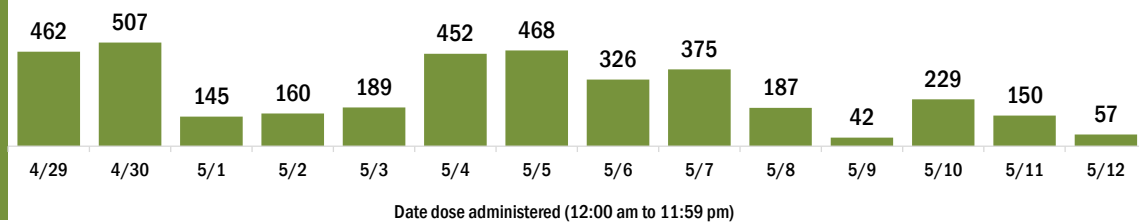
Completed 2-dose series 28,617

First dose: current number of people who have only received their first dose of the Moderna or Pfizer vaccine.

Series complete: current number of people who have received both Moderna or Pfizer vaccine doses or one Johnson & Johnson dose and are considered fully immunized.

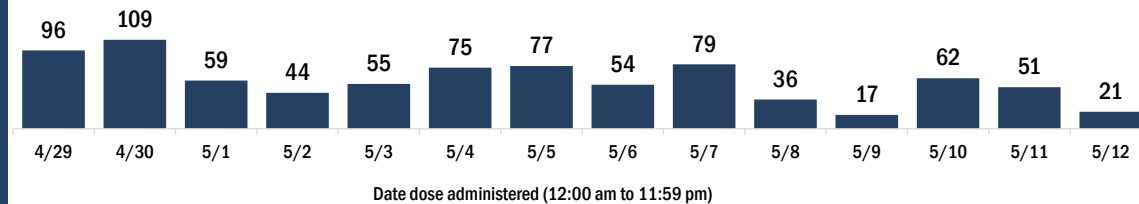
Demographic summary	First dose	Series complete	Total people vaccinated
Age group	3,824	30,957	34,781
16-24 years	426	1,000	1,426
25-34 years	400	1,380	1,780
35-44 years	462	2,301	2,763
45-54 years	567	3,461	4,028
55-64 years	716	7,045	7,761
65-74 years	721	9,721	10,442
75-84 years	402	4,701	5,103
85+ years	130	1,348	1,478
Race	3,824	30,957	34,781
White	2,731	25,163	27,894
Black	199	1,448	1,647
American Indian/Alaskan	17	123	140
Other	243	1,566	1,809
Unknown	634	2,657	3,291
Other race includes Asian, native Hawaiian/Pacific Islander, or other.			
Ethnicity	3,824	30,957	34,781
Hispanic	171	875	1,046
Non-Hispanic	2,420	24,383	26,803
Unknown	1,233	5,699	6,932
Gender	3,824	30,957	34,781
Female	2,031	17,246	19,277
Male	1,786	13,709	15,495
Unknown	7	2	9

COVID-19 doses administered for the past 2 weeks

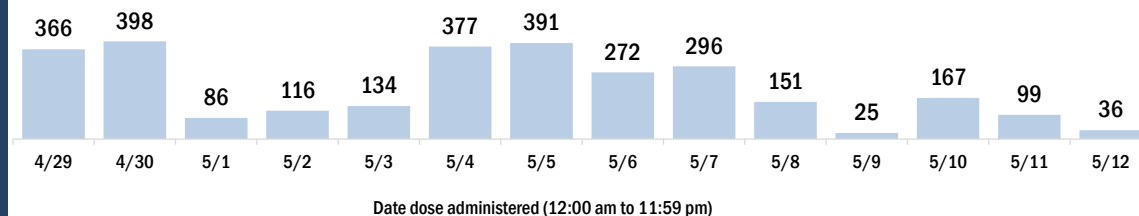


Persons vaccinated for COVID-19 for the past 2 weeks

Number of persons who received their first dose of a two-dose series of the COVID-19 vaccine



Number of persons who completed the COVID-19 vaccine series



COVID-19: Okaloosa County vaccine summary

Vaccination data through May 12, 2021 as of May 13, 2021 at 12:05 AM

Data in this report are provisional and subject to change.

Data in this summary pertain to COVID-19 vaccines approved by the U.S. Food and Drug Administration and have been issued an Emergency Use Authorization (Janssen COVID-19 Vaccine, Moderna COVID-19 Vaccine and Pfizer-BioNTech COVID-19 Vaccine). These data summarize the number of people who have received either their first dose or have completed the series for a COVID-19 vaccine. **A person can only be counted in one category, first dose or series complete.** For persons receiving Moderna or Pfizer vaccines, once they receive their second dose, they are moved from the first dose column to the series completed column. **Because of this, the total first dose category may show a change from report to report not matching the total receiving their first dose from the previous day.** Persons receiving Johnson & Johnson vaccines will always be counted in the series completed column.

COVID-19 doses for vaccinated persons in Florida

Doses administered 111,614

People receiving one dose of a 1-dose series (Johnson & Johnson) or receiving only one dose of a 2-dose series (Moderna, Pfizer) count once. Persons receiving both doses of a 2-dose series count twice.

Current status of persons vaccinated for COVID-19 in Florida

Total people vaccinated 63,895

First dose 11,634

Series completed 52,261

Completed 1-dose series 4,542

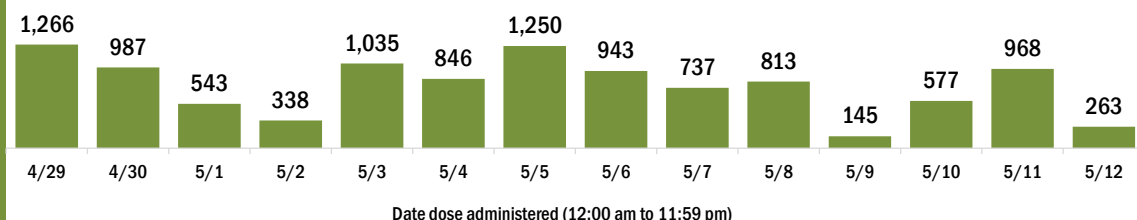
Completed 2-dose series 47,719

First dose: current number of people who have only received their first dose of the Moderna or Pfizer vaccine.

Series complete: current number of people who have received both Moderna or Pfizer vaccine doses or one Johnson & Johnson dose and are considered fully immunized.

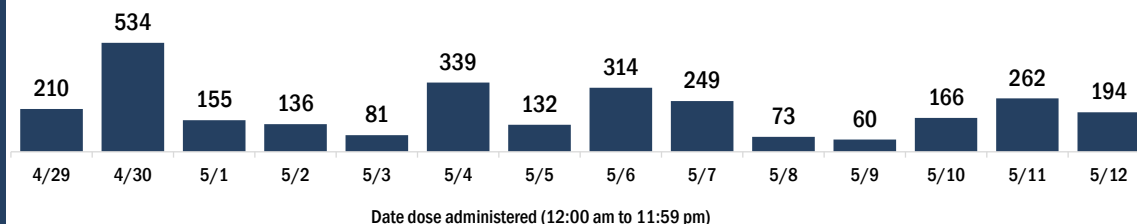
Demographic summary	First dose	Series complete	Total people vaccinated
Age group	11,634	52,261	63,895
16-24 years	1,259	1,939	3,198
25-34 years	1,751	3,402	5,153
35-44 years	1,702	4,794	6,496
45-54 years	1,706	6,132	7,838
55-64 years	2,250	11,860	14,110
65-74 years	1,646	13,879	15,525
75-84 years	966	7,517	8,483
85+ years	354	2,738	3,092
Race	11,634	52,261	63,895
White	6,447	36,168	42,615
Black	703	2,902	3,605
American Indian/Alaskan	74	230	304
Other	1,276	4,878	6,154
Unknown	3,134	8,083	11,217
Other race includes Asian, native Hawaiian/Pacific Islander, or other.			
Ethnicity	11,634	52,261	63,895
Hispanic	824	2,161	2,985
Non-Hispanic	5,599	32,893	38,492
Unknown	5,211	17,207	22,418
Gender	11,634	52,261	63,895
Female	6,317	29,441	35,758
Male	5,192	22,791	27,983
Unknown	125	29	154

COVID-19 doses administered for the past 2 weeks

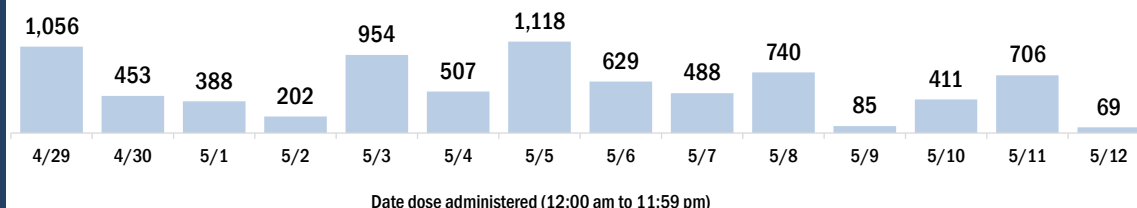


Persons vaccinated for COVID-19 for the past 2 weeks

Number of persons who received their first dose of a two-dose series of the COVID-19 vaccine



Number of persons who completed the COVID-19 vaccine series



COVID-19: Okeechobee County vaccine summary

Vaccination data through May 12, 2021 as of May 13, 2021 at 12:05 AM

Data in this report are provisional and subject to change.

Data in this summary pertain to COVID-19 vaccines approved by the U.S. Food and Drug Administration and have been issued an Emergency Use Authorization (Janssen COVID-19 Vaccine, Moderna COVID-19 Vaccine and Pfizer-BioNTech COVID-19 Vaccine). These data summarize the number of people who have received either their first dose or have completed the series for a COVID-19 vaccine. **A person can only be counted in one category, first dose or series complete.** For persons receiving Moderna or Pfizer vaccines, once they receive their second dose, they are moved from the first dose column to the series completed column. **Because of this, the total first dose category may show a change from report to report not matching the total receiving their first dose from the previous day.** Persons receiving Johnson & Johnson vaccines will always be counted in the series completed column.

COVID-19 doses for vaccinated persons in Florida

Doses administered 20,978

People receiving one dose of a 1-dose series (Johnson & Johnson) or receiving only one dose of a 2-dose series (Moderna, Pfizer) count once. Persons receiving both doses of a 2-dose series count twice.

Current status of persons vaccinated for COVID-19 in Florida

Total people vaccinated 12,365

First dose 3,063

Series completed 9,302

Completed 1-dose series 689

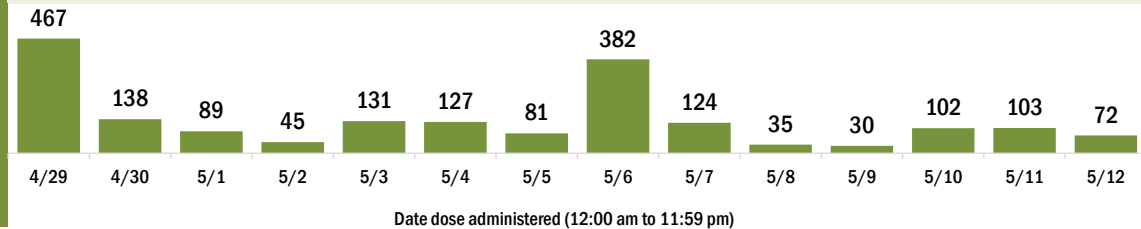
Completed 2-dose series 8,613

First dose: current number of people who have only received their first dose of the Moderna or Pfizer vaccine.

Series complete: current number of people who have received both Moderna or Pfizer vaccine doses or one Johnson & Johnson dose and are considered fully immunized.

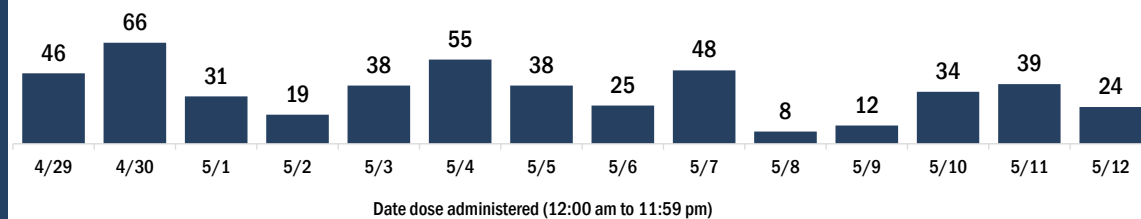
Demographic summary	First dose	Series complete	Total people vaccinated
Age group	3,063	9,302	12,365
16-24 years	207	193	400
25-34 years	362	367	729
35-44 years	438	537	975
45-54 years	601	856	1,457
55-64 years	749	1,692	2,441
65-74 years	416	3,088	3,504
75-84 years	232	2,010	2,242
85+ years	58	559	617
Race	3,063	9,302	12,365
White	1,768	7,400	9,168
Black	164	214	378
American Indian/Alaskan	10	43	53
Other	255	825	1,080
Unknown	866	820	1,686
Other race includes Asian, native Hawaiian/Pacific Islander, or other.			
Ethnicity	3,063	9,302	12,365
Hispanic	546	1,096	1,642
Non-Hispanic	1,155	6,435	7,590
Unknown	1,362	1,771	3,133
Gender	3,063	9,302	12,365
Female	1,160	5,134	6,294
Male	1,896	4,168	6,064
Unknown	7	0	7

COVID-19 doses administered for the past 2 weeks

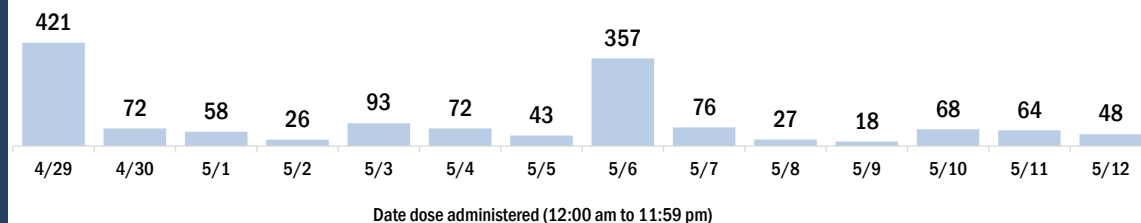


Persons vaccinated for COVID-19 for the past 2 weeks

Number of persons who received their first dose of a two-dose series of the COVID-19 vaccine



Number of persons who completed the COVID-19 vaccine series



COVID-19: Orange County vaccine summary

Vaccination data through May 12, 2021 as of May 13, 2021 at 12:05 AM

Data in this report are provisional and subject to change.

Data in this summary pertain to COVID-19 vaccines approved by the U.S. Food and Drug Administration and have been issued an Emergency Use Authorization (Janssen COVID-19 Vaccine, Moderna COVID-19 Vaccine and Pfizer-BioNTech COVID-19 Vaccine). These data summarize the number of people who have received either their first dose or have completed the series for a COVID-19 vaccine. **A person can only be counted in one category, first dose or series complete.** For persons receiving Moderna or Pfizer vaccines, once they receive their second dose, they are moved from the first dose column to the series completed column. **Because of this, the total first dose category may show a change from report to report not matching the total receiving their first dose from the previous day.** Persons receiving Johnson & Johnson vaccines will always be counted in the series completed column.

COVID-19 doses for vaccinated persons in Florida

Doses administered 975,294

People receiving one dose of a 1-dose series (Johnson & Johnson) or receiving only one dose of a 2-dose series (Moderna, Pfizer) count once. Persons receiving both doses of a 2-dose series count twice.

Current status of persons vaccinated for COVID-19 in Florida

Total people vaccinated 583,471

First dose 128,980

Series completed 454,491

Completed 1-dose series 62,668

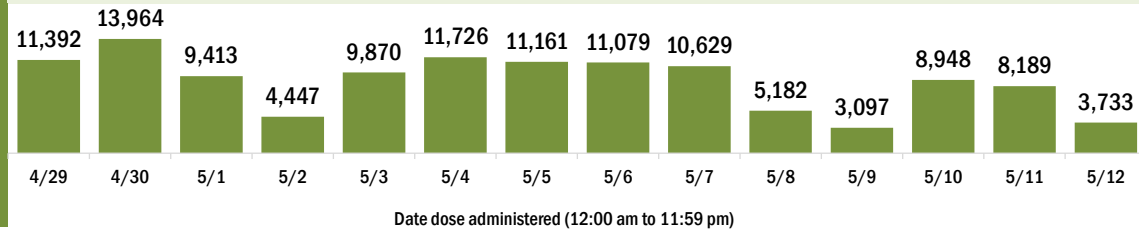
Completed 2-dose series 391,823

First dose: current number of people who have only received their first dose of the Moderna or Pfizer vaccine.

Series complete: current number of people who have received both Moderna or Pfizer vaccine doses or one Johnson & Johnson dose and are considered fully immunized.

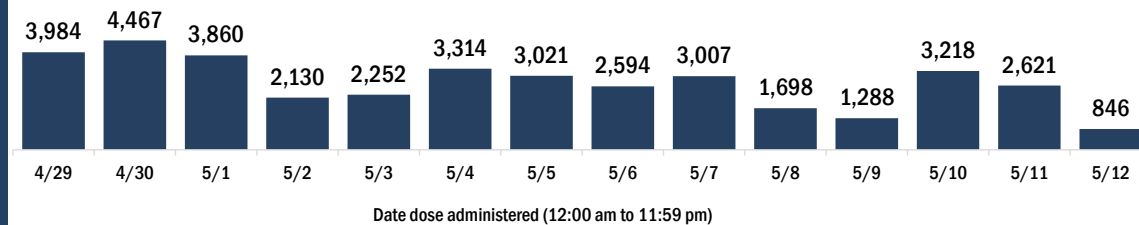
Demographic summary	First dose	Series complete	Total people vaccinated
Age group	128,980	454,491	583,471
16-24 years	21,554	36,955	58,509
25-34 years	25,420	56,684	82,104
35-44 years	24,823	71,177	96,000
45-54 years	21,762	80,206	101,968
55-64 years	17,650	87,399	105,049
65-74 years	9,652	75,514	85,166
75-84 years	4,840	34,373	39,213
85+ years	3,279	12,183	15,462
Race	128,980	454,491	583,471
White	64,443	274,215	338,658
Black	12,328	35,743	48,071
American Indian/Alaskan	582	1,417	1,999
Other	23,936	77,214	101,150
Unknown	27,691	65,902	93,593
Other race includes Asian, native Hawaiian/Pacific Islander, or other.			
Ethnicity	128,980	454,491	583,471
Hispanic	27,870	60,994	88,864
Non-Hispanic	44,923	229,383	274,306
Unknown	56,187	164,114	220,301
Gender	128,980	454,491	583,471
Female	66,056	248,480	314,536
Male	61,203	204,954	266,157
Unknown	1,721	1,057	2,778

COVID-19 doses administered for the past 2 weeks

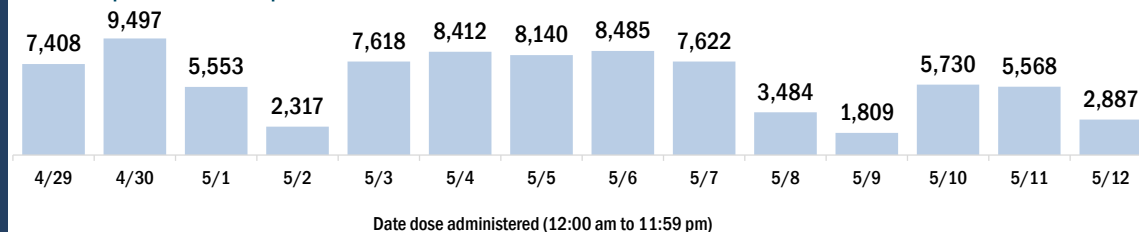


Persons vaccinated for COVID-19 for the past 2 weeks

Number of persons who received their first dose of a two-dose series of the COVID-19 vaccine



Number of persons who completed the COVID-19 vaccine series



COVID-19: Osceola County vaccine summary

Vaccination data through May 12, 2021 as of May 13, 2021 at 12:05 AM

Data in this report are provisional and subject to change.

Data in this summary pertain to COVID-19 vaccines approved by the U.S. Food and Drug Administration and have been issued an Emergency Use Authorization (Janssen COVID-19 Vaccine, Moderna COVID-19 Vaccine and Pfizer-BioNTech COVID-19 Vaccine). These data summarize the number of people who have received either their first dose or have completed the series for a COVID-19 vaccine. **A person can only be counted in one category, first dose or series complete.** For persons receiving Moderna or Pfizer vaccines, once they receive their second dose, they are moved from the first dose column to the series completed column. **Because of this, the total first dose category may show a change from report to report not matching the total receiving their first dose from the previous day.** Persons receiving Johnson & Johnson vaccines will always be counted in the series completed column.

COVID-19 doses for vaccinated persons in Florida

Doses administered 248,380

People receiving one dose of a 1-dose series (Johnson & Johnson) or receiving only one dose of a 2-dose series (Moderna, Pfizer) count once. Persons receiving both doses of a 2-dose series count twice.

Current status of persons vaccinated for COVID-19 in Florida

Total people vaccinated 148,961

First dose 36,338

Series completed 112,623

Completed 1-dose series 13,204

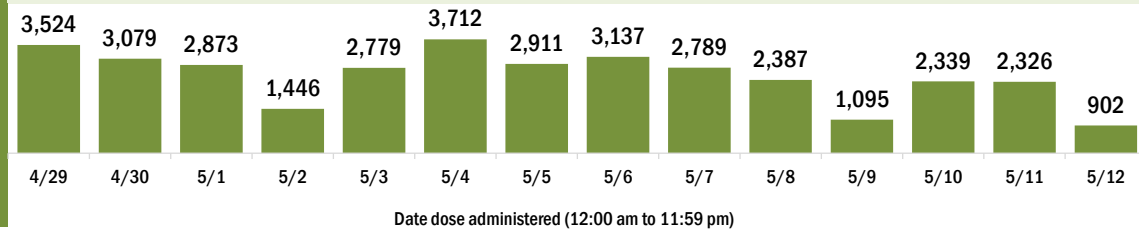
Completed 2-dose series 99,419

First dose: current number of people who have only received their first dose of the Moderna or Pfizer vaccine.

Series complete: current number of people who have received both Moderna or Pfizer vaccine doses or one Johnson & Johnson dose and are considered fully immunized.

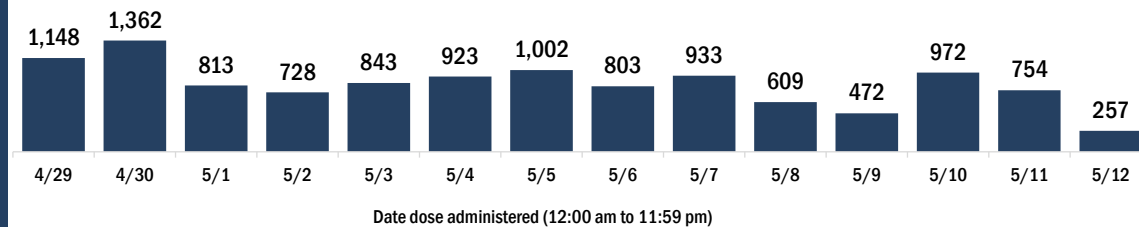
Demographic summary	First dose	Series complete	Total people vaccinated
Age group	36,338	112,623	148,961
16-24 years	5,956	7,276	13,232
25-34 years	6,051	11,073	17,124
35-44 years	6,989	15,153	22,142
45-54 years	6,673	19,616	26,289
55-64 years	5,407	22,907	28,314
65-74 years	3,164	22,801	25,965
75-84 years	1,599	10,715	12,314
85+ years	499	3,082	3,581
Race	36,338	112,623	148,961
White	18,816	67,890	86,706
Black	2,076	6,044	8,120
American Indian/Alaskan	176	514	690
Other	7,010	20,168	27,178
Unknown	8,260	18,007	26,267
Other race includes Asian, native Hawaiian/Pacific Islander, or other.			
Ethnicity	36,338	112,623	148,961
Hispanic	13,645	35,183	48,828
Non-Hispanic	8,070	41,058	49,128
Unknown	14,623	36,382	51,005
Gender	36,338	112,623	148,961
Female	19,354	62,841	82,195
Male	16,917	49,699	66,616
Unknown	67	83	150

COVID-19 doses administered for the past 2 weeks

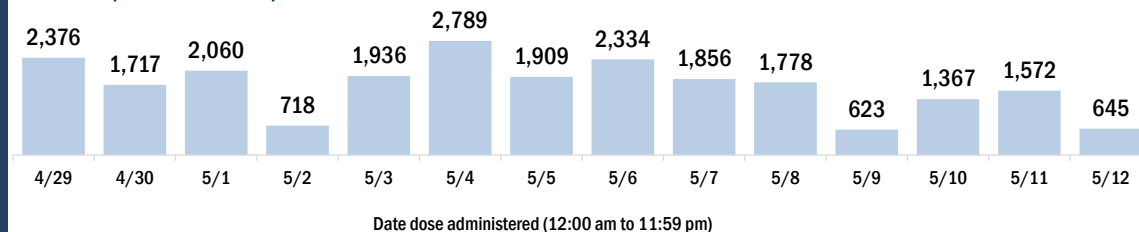


Persons vaccinated for COVID-19 for the past 2 weeks

Number of persons who received their first dose of a two-dose series of the COVID-19 vaccine



Number of persons who completed the COVID-19 vaccine series



COVID-19: Palm Beach County vaccine summary

Vaccination data through May 12, 2021 as of May 13, 2021 at 12:05 AM

Data in this report are provisional and subject to change.

Data in this summary pertain to COVID-19 vaccines approved by the U.S. Food and Drug Administration and have been issued an Emergency Use Authorization (Janssen COVID-19 Vaccine, Moderna COVID-19 Vaccine and Pfizer-BioNTech COVID-19 Vaccine). These data summarize the number of people who have received either their first dose or have completed the series for a COVID-19 vaccine. **A person can only be counted in one category, first dose or series complete.** For persons receiving Moderna or Pfizer vaccines, once they receive their second dose, they are moved from the first dose column to the series completed column. **Because of this, the total first dose category may show a change from report to report not matching the total receiving their first dose from the previous day.** Persons receiving Johnson & Johnson vaccines will always be counted in the series completed column.

COVID-19 doses for vaccinated persons in Florida

Doses administered 1,183,642

People receiving one dose of a 1-dose series (Johnson & Johnson) or receiving only one dose of a 2-dose series (Moderna, Pfizer) count once. Persons receiving both doses of a 2-dose series count twice.

Current status of persons vaccinated for COVID-19 in Florida

Total people vaccinated 690,540

First dose 150,874

Series completed 539,666

Completed 1-dose series 46,564

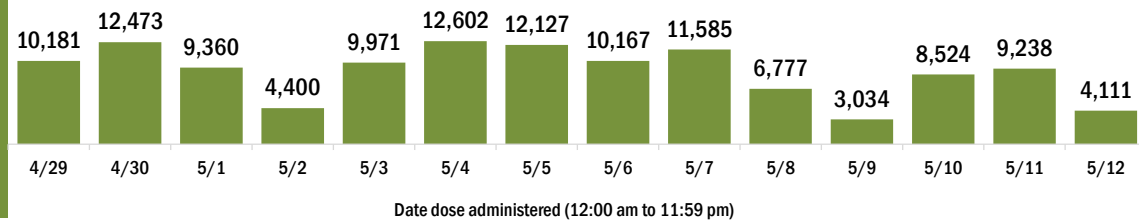
Completed 2-dose series 493,102

First dose: current number of people who have only received their first dose of the Moderna or Pfizer vaccine.

Series complete: current number of people who have received both Moderna or Pfizer vaccine doses or one Johnson & Johnson dose and are considered fully immunized.

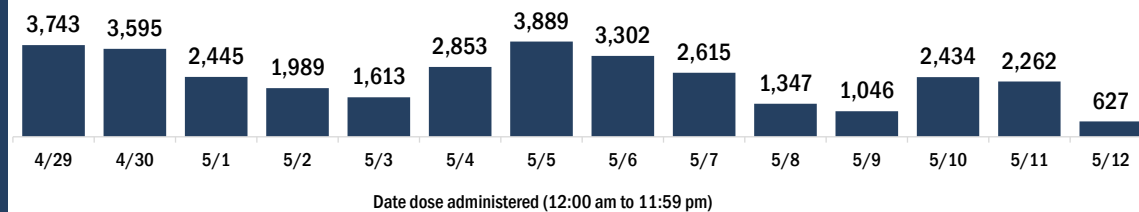
Demographic summary	First dose	Series complete	Total people vaccinated
Age group	150,874	539,666	690,540
16-24 years	15,262	22,974	38,236
25-34 years	18,235	34,343	52,578
35-44 years	21,092	49,206	70,298
45-54 years	24,135	71,290	95,425
55-64 years	26,686	104,956	131,642
65-74 years	22,947	132,405	155,352
75-84 years	15,299	88,557	103,856
85+ years	7,218	35,935	43,153
Race	150,874	539,666	690,540
White	85,602	344,422	430,024
Black	13,812	30,769	44,581
American Indian/Alaskan	728	1,587	2,315
Other	16,934	51,855	68,789
Unknown	33,798	111,033	144,831
Other race includes Asian, native Hawaiian/Pacific Islander, or other.			
Ethnicity	150,874	539,666	690,540
Hispanic	27,370	58,734	86,104
Non-Hispanic	64,495	278,224	342,719
Unknown	59,009	202,708	261,717
Gender	150,874	539,666	690,540
Female	79,548	301,828	381,376
Male	70,811	237,460	308,271
Unknown	515	378	893

COVID-19 doses administered for the past 2 weeks

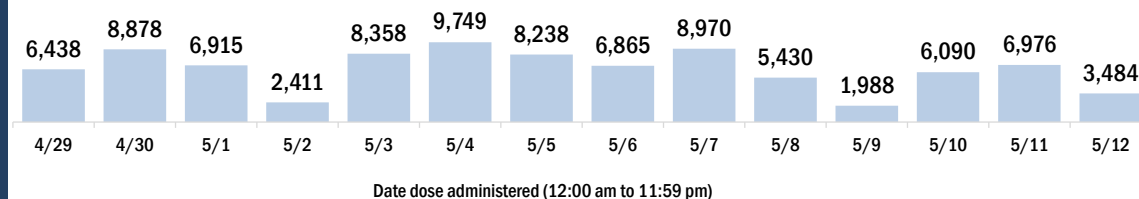


Persons vaccinated for COVID-19 for the past 2 weeks

Number of persons who received their first dose of a two-dose series of the COVID-19 vaccine



Number of persons who completed the COVID-19 vaccine series



COVID-19: Pasco County vaccine summary

Vaccination data through May 12, 2021 as of May 13, 2021 at 12:05 AM

Data in this report are provisional and subject to change.

Data in this summary pertain to COVID-19 vaccines approved by the U.S. Food and Drug Administration and have been issued an Emergency Use Authorization (Janssen COVID-19 Vaccine, Moderna COVID-19 Vaccine and Pfizer-BioNTech COVID-19 Vaccine). These data summarize the number of people who have received either their first dose or have completed the series for a COVID-19 vaccine. **A person can only be counted in one category, first dose or series complete.** For persons receiving Moderna or Pfizer vaccines, once they receive their second dose, they are moved from the first dose column to the series completed column. **Because of this, the total first dose category may show a change from report to report not matching the total receiving their first dose from the previous day.** Persons receiving Johnson & Johnson vaccines will always be counted in the series completed column.

COVID-19 doses for vaccinated persons in Florida

Doses administered 366,860

People receiving one dose of a 1-dose series (Johnson & Johnson) or receiving only one dose of a 2-dose series (Moderna, Pfizer) count once. Persons receiving both doses of a 2-dose series count twice.

Current status of persons vaccinated for COVID-19 in Florida

Total people vaccinated 213,168

First dose 45,190

Series completed 167,978

Completed 1-dose series 14,286

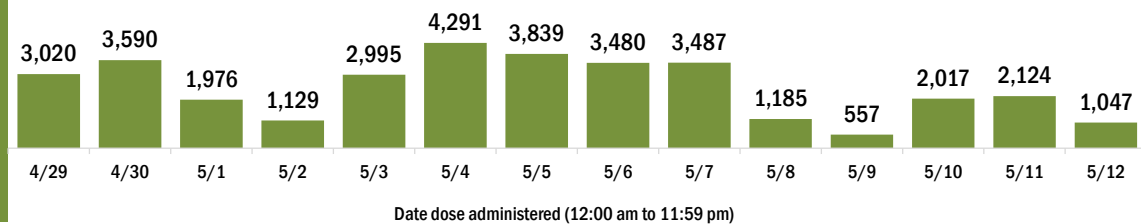
Completed 2-dose series 153,692

First dose: current number of people who have only received their first dose of the Moderna or Pfizer vaccine.

Series complete: current number of people who have received both Moderna or Pfizer vaccine doses or one Johnson & Johnson dose and are considered fully immunized.

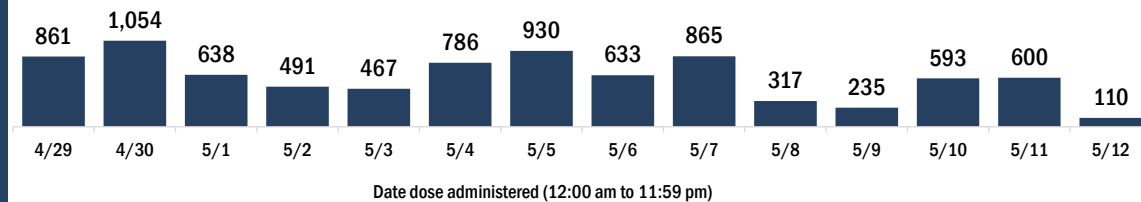
Demographic summary	First dose	Series complete	Total people vaccinated
Age group	45,190	167,978	213,168
16-24 years	4,631	7,158	11,789
25-34 years	4,674	9,589	14,263
35-44 years	5,947	16,114	22,061
45-54 years	6,964	22,821	29,785
55-64 years	7,978	33,353	41,331
65-74 years	8,059	44,405	52,464
75-84 years	5,204	26,613	31,817
85+ years	1,733	7,925	9,658
Race	45,190	167,978	213,168
White	30,685	125,739	156,424
Black	1,909	4,967	6,876
American Indian/Alaskan	255	626	881
Other	5,083	16,064	21,147
Unknown	7,258	20,582	27,840
Other race includes Asian, native Hawaiian/Pacific Islander, or other.			
Ethnicity	45,190	167,978	213,168
Hispanic	4,457	10,838	15,295
Non-Hispanic	22,785	101,045	123,830
Unknown	17,948	56,095	74,043
Gender	45,190	167,978	213,168
Female	24,248	95,747	119,995
Male	20,898	72,115	93,013
Unknown	44	116	160

COVID-19 doses administered for the past 2 weeks

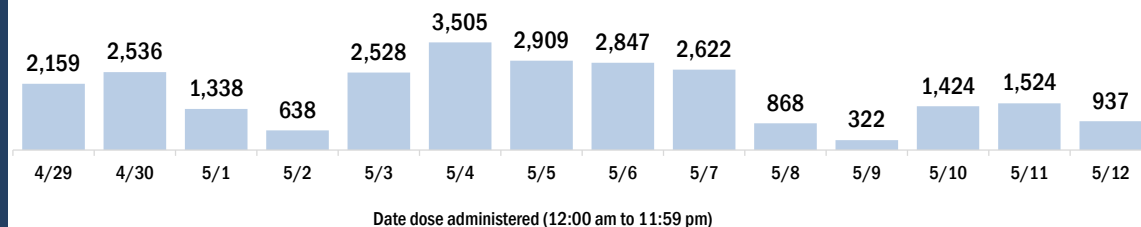


Persons vaccinated for COVID-19 for the past 2 weeks

Number of persons who received their first dose of a two-dose series of the COVID-19 vaccine



Number of persons who completed the COVID-19 vaccine series



COVID-19: Pinellas County vaccine summary

Vaccination data through May 12, 2021 as of May 13, 2021 at 12:05 AM

Data in this report are provisional and subject to change.

Data in this summary pertain to COVID-19 vaccines approved by the U.S. Food and Drug Administration and have been issued an Emergency Use Authorization (Janssen COVID-19 Vaccine, Moderna COVID-19 Vaccine and Pfizer-BioNTech COVID-19 Vaccine). These data summarize the number of people who have received either their first dose or have completed the series for a COVID-19 vaccine. **A person can only be counted in one category, first dose or series complete.** For persons receiving Moderna or Pfizer vaccines, once they receive their second dose, they are moved from the first dose column to the series completed column. **Because of this, the total first dose category may show a change from report to report not matching the total receiving their first dose from the previous day.** Persons receiving Johnson & Johnson vaccines will always be counted in the series completed column.

COVID-19 doses for vaccinated persons in Florida

Doses administered 788,017

People receiving one dose of a 1-dose series (Johnson & Johnson) or receiving only one dose of a 2-dose series (Moderna, Pfizer) count once. Persons receiving both doses of a 2-dose series count twice.

Current status of persons vaccinated for COVID-19 in Florida

Total people vaccinated 446,629

First dose 80,871

Series completed 365,758

Completed 1-dose series 24,370

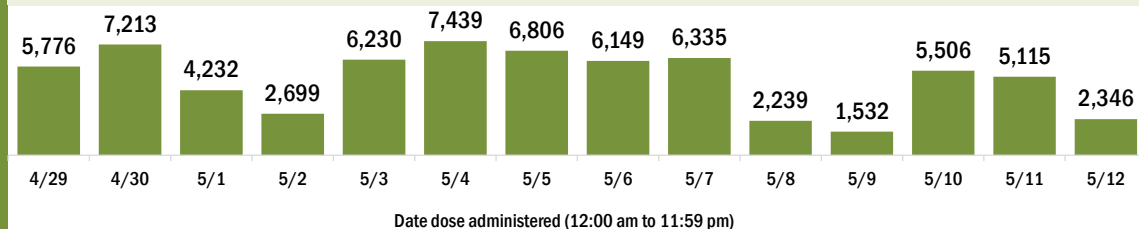
Completed 2-dose series 341,388

First dose: current number of people who have only received their first dose of the Moderna or Pfizer vaccine.

Series complete: current number of people who have received both Moderna or Pfizer vaccine doses or one Johnson & Johnson dose and are considered fully immunized.

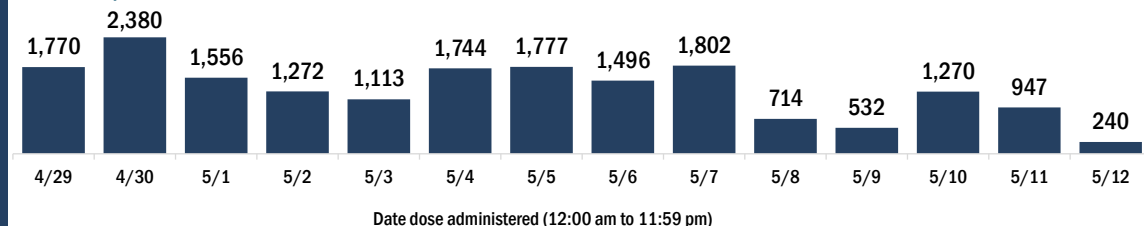
Demographic summary	First dose	Series complete	Total people vaccinated
Age group	80,871	365,758	446,629
16-24 years	8,349	13,890	22,239
25-34 years	10,795	25,836	36,631
35-44 years	10,914	32,590	43,504
45-54 years	11,801	46,707	58,508
55-64 years	14,812	82,427	97,239
65-74 years	13,077	95,345	108,422
75-84 years	7,690	50,099	57,789
85+ years	3,433	18,864	22,297
Race	80,871	365,758	446,629
White	50,831	272,767	323,598
Black	5,364	15,716	21,080
American Indian/Alaskan	363	856	1,219
Other	8,458	29,989	38,447
Unknown	15,855	46,430	62,285
Other race includes Asian, native Hawaiian/Pacific Islander, or other.			
Ethnicity	80,871	365,758	446,629
Hispanic	4,960	13,129	18,089
Non-Hispanic	41,435	229,280	270,715
Unknown	34,476	123,349	157,825
Gender	80,871	365,758	446,629
Female	43,184	206,373	249,557
Male	37,495	158,801	196,296
Unknown	192	584	776

COVID-19 doses administered for the past 2 weeks

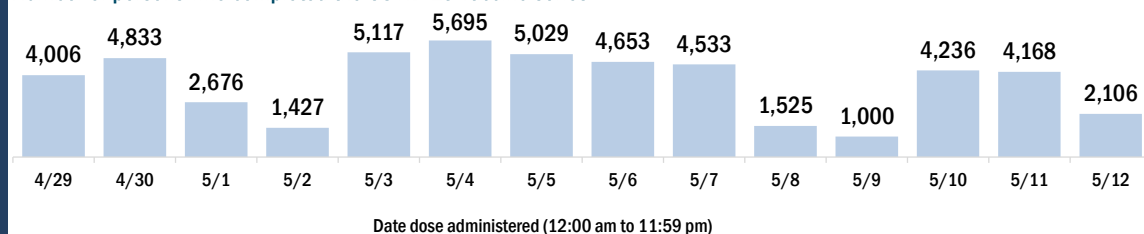


Persons vaccinated for COVID-19 for the past 2 weeks

Number of persons who received their first dose of a two-dose series of the COVID-19 vaccine



Number of persons who completed the COVID-19 vaccine series



COVID-19: Polk County vaccine summary

Vaccination data through May 12, 2021 as of May 13, 2021 at 12:05 AM

Data in this report are provisional and subject to change.

Data in this summary pertain to COVID-19 vaccines approved by the U.S. Food and Drug Administration and have been issued an Emergency Use Authorization (Janssen COVID-19 Vaccine, Moderna COVID-19 Vaccine and Pfizer-BioNTech COVID-19 Vaccine). These data summarize the number of people who have received either their first dose or have completed the series for a COVID-19 vaccine. **A person can only be counted in one category, first dose or series complete.** For persons receiving Moderna or Pfizer vaccines, once they receive their second dose, they are moved from the first dose column to the series completed column. **Because of this, the total first dose category may show a change from report to report not matching the total receiving their first dose from the previous day.** Persons receiving Johnson & Johnson vaccines will always be counted in the series completed column.

COVID-19 doses for vaccinated persons in Florida

Doses administered 432,603

People receiving one dose of a 1-dose series (Johnson & Johnson) or receiving only one dose of a 2-dose series (Moderna, Pfizer) count once. Persons receiving both doses of a 2-dose series count twice.

Current status of persons vaccinated for COVID-19 in Florida

Total people vaccinated 256,211

First dose 65,707

Series completed 190,504

Completed 1-dose series 14,112

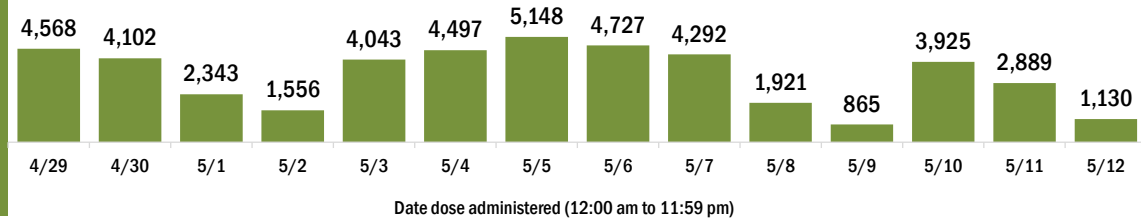
Completed 2-dose series 176,392

First dose: current number of people who have only received their first dose of the Moderna or Pfizer vaccine.

Series complete: current number of people who have received both Moderna or Pfizer vaccine doses or one Johnson & Johnson dose and are considered fully immunized.

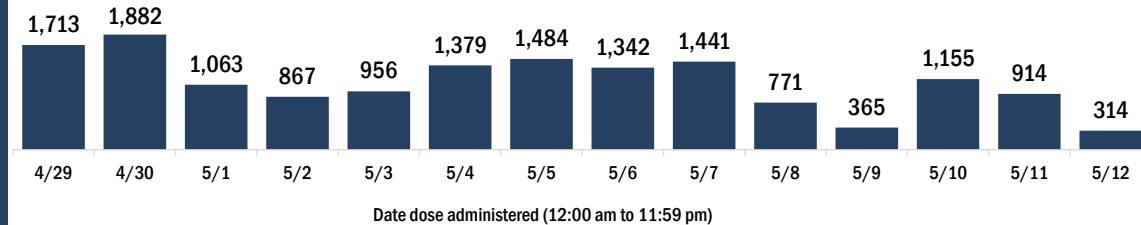
Demographic summary	First dose	Series complete	Total people vaccinated
Age group	65,707	190,504	256,211
16-24 years	6,645	7,580	14,225
25-34 years	8,363	12,662	21,025
35-44 years	9,358	16,619	25,977
45-54 years	10,232	23,618	33,850
55-64 years	11,331	37,239	48,570
65-74 years	10,795	52,540	63,335
75-84 years	6,677	31,219	37,896
85+ years	2,306	9,027	11,333
Race	65,707	190,504	256,211
White	38,480	132,795	171,275
Black	6,021	13,122	19,143
American Indian/Alaskan	471	883	1,354
Other	8,116	17,441	25,557
Unknown	12,619	26,263	38,882
Other race includes Asian, native Hawaiian/Pacific Islander, or other.			
Ethnicity	65,707	190,504	256,211
Hispanic	13,275	22,886	36,161
Non-Hispanic	27,281	106,822	134,103
Unknown	25,151	60,796	85,947
Gender	65,707	190,504	256,211
Female	34,314	106,905	141,219
Male	31,274	83,495	114,769
Unknown	119	104	223

COVID-19 doses administered for the past 2 weeks

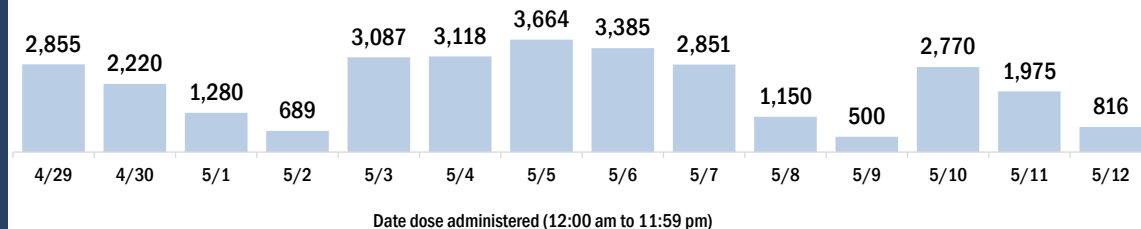


Persons vaccinated for COVID-19 for the past 2 weeks

Number of persons who received their first dose of a two-dose series of the COVID-19 vaccine



Number of persons who completed the COVID-19 vaccine series



COVID-19: Putnam County vaccine summary

Vaccination data through May 12, 2021 as of May 13, 2021 at 12:05 AM

Data in this report are provisional and subject to change.

Data in this summary pertain to COVID-19 vaccines approved by the U.S. Food and Drug Administration and have been issued an Emergency Use Authorization (Janssen COVID-19 Vaccine, Moderna COVID-19 Vaccine and Pfizer-BioNTech COVID-19 Vaccine). These data summarize the number of people who have received either their first dose or have completed the series for a COVID-19 vaccine. **A person can only be counted in one category, first dose or series complete.** For persons receiving Moderna or Pfizer vaccines, once they receive their second dose, they are moved from the first dose column to the series completed column. **Because of this, the total first dose category may show a change from report to report not matching the total receiving their first dose from the previous day.** Persons receiving Johnson & Johnson vaccines will always be counted in the series completed column.

COVID-19 doses for vaccinated persons in Florida

Doses administered 32,503

People receiving one dose of a 1-dose series (Johnson & Johnson) or receiving only one dose of a 2-dose series (Moderna, Pfizer) count once. Persons receiving both doses of a 2-dose series count twice.

Current status of persons vaccinated for COVID-19 in Florida

Total people vaccinated 19,286

First dose 5,074

Series completed 14,212

Completed 1-dose series 995

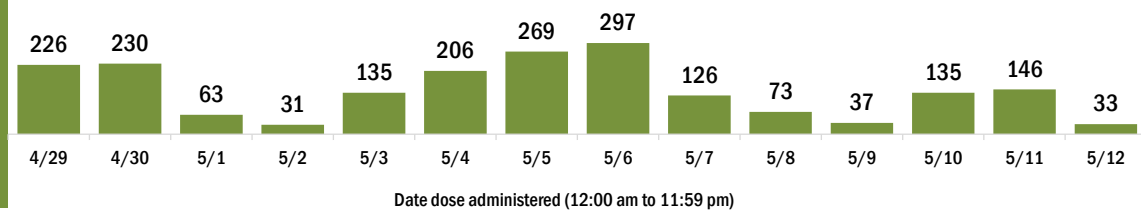
Completed 2-dose series 13,217

First dose: current number of people who have only received their first dose of the Moderna or Pfizer vaccine.

Series complete: current number of people who have received both Moderna or Pfizer vaccine doses or one Johnson & Johnson dose and are considered fully immunized.

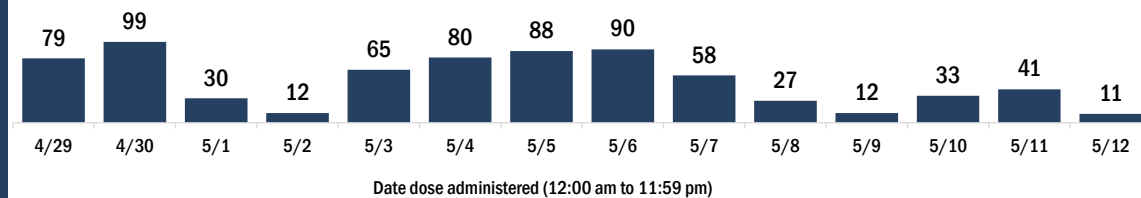
Demographic summary	First dose	Series complete	Total people vaccinated
Age group	5,074	14,212	19,286
16-24 years	282	277	559
25-34 years	346	525	871
35-44 years	443	734	1,177
45-54 years	609	1,349	1,958
55-64 years	1,106	3,168	4,274
65-74 years	1,300	4,784	6,084
75-84 years	746	2,578	3,324
85+ years	242	797	1,039
Race	5,074	14,212	19,286
White	3,680	11,088	14,768
Black	537	1,517	2,054
American Indian/Alaskan	44	108	152
Other	448	821	1,269
Unknown	365	678	1,043
Other race includes Asian, native Hawaiian/Pacific Islander, or other.			
Ethnicity	5,074	14,212	19,286
Hispanic	349	641	990
Non-Hispanic	3,782	11,214	14,996
Unknown	943	2,357	3,300
Gender	5,074	14,212	19,286
Female	2,629	8,103	10,732
Male	2,432	6,102	8,534
Unknown	13	7	20

COVID-19 doses administered for the past 2 weeks

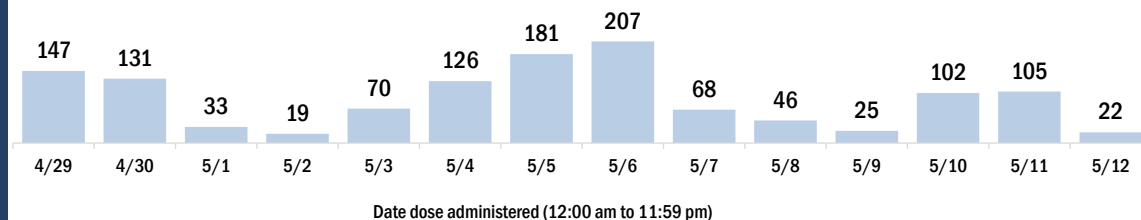


Persons vaccinated for COVID-19 for the past 2 weeks

Number of persons who received their first dose of a two-dose series of the COVID-19 vaccine



Number of persons who completed the COVID-19 vaccine series



COVID-19: Santa Rosa County vaccine summary

Vaccination data through May 12, 2021 as of May 13, 2021 at 12:05 AM

Data in this report are provisional and subject to change.

Data in this summary pertain to COVID-19 vaccines approved by the U.S. Food and Drug Administration and have been issued an Emergency Use Authorization (Janssen COVID-19 Vaccine, Moderna COVID-19 Vaccine and Pfizer-BioNTech COVID-19 Vaccine). These data summarize the number of people who have received either their first dose or have completed the series for a COVID-19 vaccine. **A person can only be counted in one category, first dose or series complete.** For persons receiving Moderna or Pfizer vaccines, once they receive their second dose, they are moved from the first dose column to the series completed column. **Because of this, the total first dose category may show a change from report to report not matching the total receiving their first dose from the previous day.** Persons receiving Johnson & Johnson vaccines will always be counted in the series completed column.

COVID-19 doses for vaccinated persons in Florida

Doses administered 104,775

People receiving one dose of a 1-dose series (Johnson & Johnson) or receiving only one dose of a 2-dose series (Moderna, Pfizer) count once. Persons receiving both doses of a 2-dose series count twice.

Current status of persons vaccinated for COVID-19 in Florida

Total people vaccinated 60,137

First dose 12,545

Series completed 47,592

Completed 1-dose series 2,954

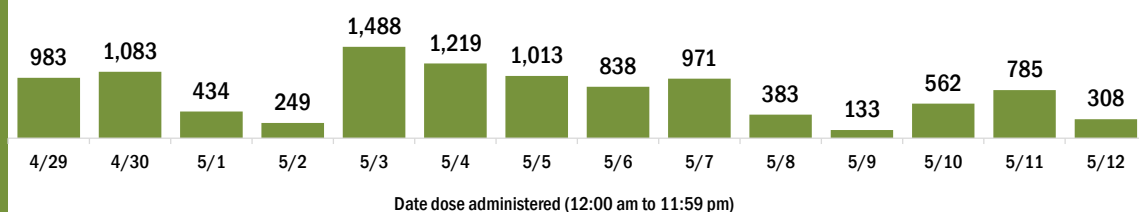
Completed 2-dose series 44,638

First dose: current number of people who have only received their first dose of the Moderna or Pfizer vaccine.

Series complete: current number of people who have received both Moderna or Pfizer vaccine doses or one Johnson & Johnson dose and are considered fully immunized.

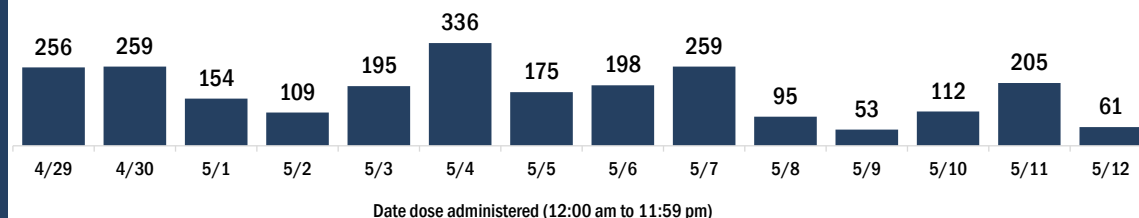
Demographic summary	First dose	Series complete	Total people vaccinated
Age group	12,545	47,592	60,137
16-24 years	1,313	1,999	3,312
25-34 years	1,435	2,957	4,392
35-44 years	1,859	4,446	6,305
45-54 years	1,960	6,424	8,384
55-64 years	2,499	10,672	13,171
65-74 years	2,090	13,025	15,115
75-84 years	1,038	6,287	7,325
85+ years	351	1,782	2,133
Race	12,545	47,592	60,137
White	7,900	34,940	42,840
Black	715	1,709	2,424
American Indian/Alaskan	71	282	353
Other	1,009	3,268	4,277
Unknown	2,850	7,393	10,243
Other race includes Asian, native Hawaiian/Pacific Islander, or other.			
Ethnicity	12,545	47,592	60,137
Hispanic	626	1,505	2,131
Non-Hispanic	7,075	32,008	39,083
Unknown	4,844	14,079	18,923
Gender	12,545	47,592	60,137
Female	6,479	26,501	32,980
Male	6,054	21,075	27,129
Unknown	12	16	28

COVID-19 doses administered for the past 2 weeks

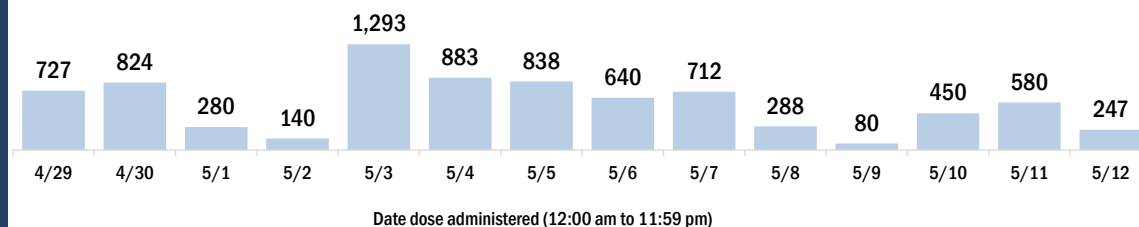


Persons vaccinated for COVID-19 for the past 2 weeks

Number of persons who received their first dose of a two-dose series of the COVID-19 vaccine



Number of persons who completed the COVID-19 vaccine series



COVID-19: Sarasota County vaccine summary

Vaccination data through May 12, 2021 as of May 13, 2021 at 12:05 AM

Data in this report are provisional and subject to change.

Data in this summary pertain to COVID-19 vaccines approved by the U.S. Food and Drug Administration and have been issued an Emergency Use Authorization (Janssen COVID-19 Vaccine, Moderna COVID-19 Vaccine and Pfizer-BioNTech COVID-19 Vaccine). These data summarize the number of people who have received either their first dose or have completed the series for a COVID-19 vaccine. **A person can only be counted in one category, first dose or series complete.** For persons receiving Moderna or Pfizer vaccines, once they receive their second dose, they are moved from the first dose column to the series completed column. **Because of this, the total first dose category may show a change from report to report not matching the total receiving their first dose from the previous day.** Persons receiving Johnson & Johnson vaccines will always be counted in the series completed column.

COVID-19 doses for vaccinated persons in Florida

Doses administered 429,088

People receiving one dose of a 1-dose series (Johnson & Johnson) or receiving only one dose of a 2-dose series (Moderna, Pfizer) count once. Persons receiving both doses of a 2-dose series count twice.

Current status of persons vaccinated for COVID-19 in Florida

Total people vaccinated 245,728

First dose 51,636

Series completed 194,092

Completed 1-dose series 10,732

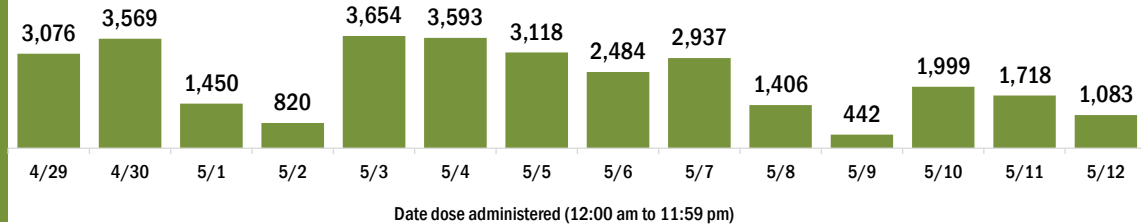
Completed 2-dose series 183,360

First dose: current number of people who have only received their first dose of the Moderna or Pfizer vaccine.

Series complete: current number of people who have received both Moderna or Pfizer vaccine doses or one Johnson & Johnson dose and are considered fully immunized.

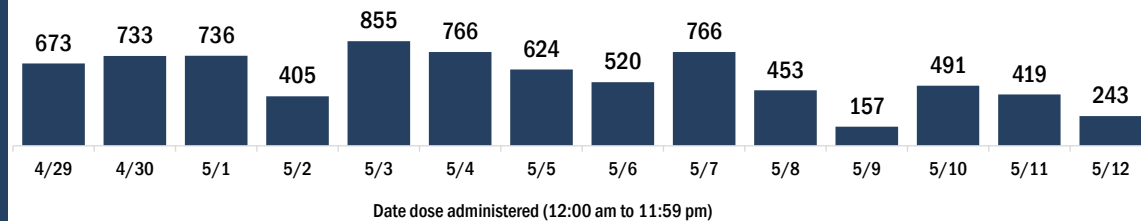
Demographic summary	First dose	Series complete	Total people vaccinated
Age group	51,636	194,092	245,728
16-24 years	3,927	4,981	8,908
25-34 years	3,687	6,821	10,508
35-44 years	4,523	9,791	14,314
45-54 years	6,017	16,491	22,508
55-64 years	8,978	35,280	44,258
65-74 years	12,521	64,790	77,311
75-84 years	8,505	41,451	49,956
85+ years	3,478	14,487	17,965
Race	51,636	194,092	245,728
White	38,076	153,874	191,950
Black	1,222	2,877	4,099
American Indian/Alaskan	188	668	856
Other	3,751	13,092	16,843
Unknown	8,399	23,581	31,980
Other race includes Asian, native Hawaiian/Pacific Islander, or other.			
Ethnicity	51,636	194,092	245,728
Hispanic	4,160	7,585	11,745
Non-Hispanic	30,018	129,897	159,915
Unknown	17,458	56,610	74,068
Gender	51,636	194,092	245,728
Female	27,257	108,604	135,861
Male	24,264	85,363	109,627
Unknown	115	125	240

COVID-19 doses administered for the past 2 weeks

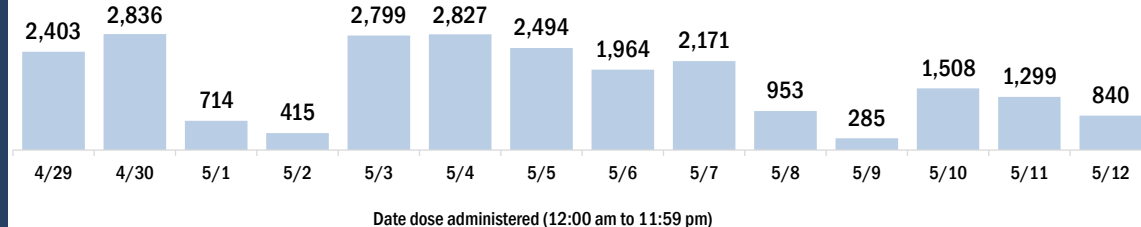


Persons vaccinated for COVID-19 for the past 2 weeks

Number of persons who received their first dose of a two-dose series of the COVID-19 vaccine



Number of persons who completed the COVID-19 vaccine series



COVID-19: Seminole County vaccine summary

Vaccination data through May 12, 2021 as of May 13, 2021 at 12:05 AM

Data in this report are provisional and subject to change.

Data in this summary pertain to COVID-19 vaccines approved by the U.S. Food and Drug Administration and have been issued an Emergency Use Authorization (Janssen COVID-19 Vaccine, Moderna COVID-19 Vaccine and Pfizer-BioNTech COVID-19 Vaccine). These data summarize the number of people who have received either their first dose or have completed the series for a COVID-19 vaccine. **A person can only be counted in one category, first dose or series complete.** For persons receiving Moderna or Pfizer vaccines, once they receive their second dose, they are moved from the first dose column to the series completed column. **Because of this, the total first dose category may show a change from report to report not matching the total receiving their first dose from the previous day.** Persons receiving Johnson & Johnson vaccines will always be counted in the series completed column.

COVID-19 doses for vaccinated persons in Florida

Doses administered 330,142

People receiving one dose of a 1-dose series (Johnson & Johnson) or receiving only one dose of a 2-dose series (Moderna, Pfizer) count once. Persons receiving both doses of a 2-dose series count twice.

Current status of persons vaccinated for COVID-19 in Florida

Total people vaccinated 188,446

First dose 34,856

Series completed 153,590

Completed 1-dose series 11,894

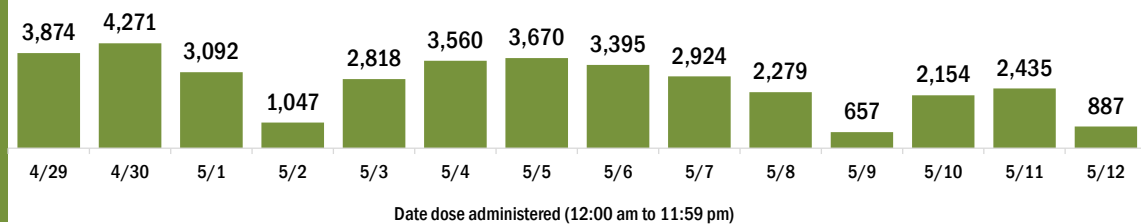
Completed 2-dose series 141,696

First dose: current number of people who have only received their first dose of the Moderna or Pfizer vaccine.

Series complete: current number of people who have received both Moderna or Pfizer vaccine doses or one Johnson & Johnson dose and are considered fully immunized.

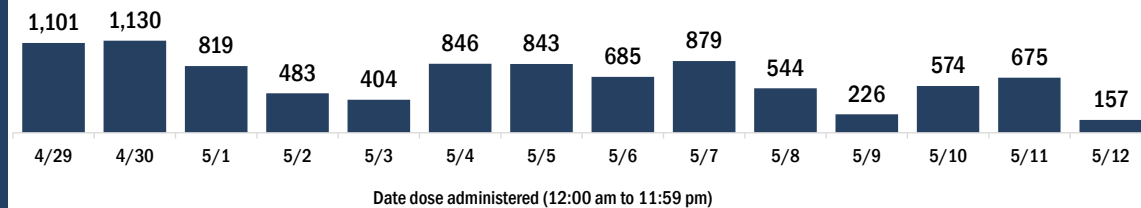
Demographic summary	First dose	Series complete	Total people vaccinated
Age group	34,856	153,590	188,446
16-24 years	5,751	11,865	17,616
25-34 years	6,354	15,342	21,696
35-44 years	6,560	20,978	27,538
45-54 years	5,839	24,985	30,824
55-64 years	5,267	30,385	35,652
65-74 years	2,870	29,964	32,834
75-84 years	1,493	14,573	16,066
85+ years	722	5,498	6,220
Race	34,856	153,590	188,446
White	20,042	107,781	127,823
Black	2,850	10,180	13,030
American Indian/Alaskan	177	650	827
Other	5,822	22,261	28,083
Unknown	5,965	12,718	18,683
Other race includes Asian, native Hawaiian/Pacific Islander, or other.			
Ethnicity	34,856	153,590	188,446
Hispanic	6,200	19,656	25,856
Non-Hispanic	15,687	97,966	113,653
Unknown	12,969	35,968	48,937
Gender	34,856	153,590	188,446
Female	18,259	85,827	104,086
Male	16,499	67,639	84,138
Unknown	98	124	222

COVID-19 doses administered for the past 2 weeks

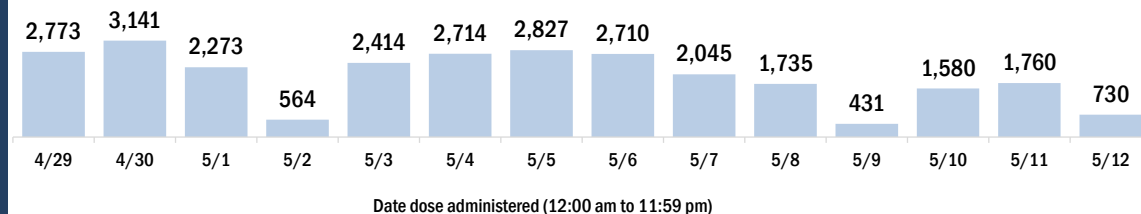


Persons vaccinated for COVID-19 for the past 2 weeks

Number of persons who received their first dose of a two-dose series of the COVID-19 vaccine



Number of persons who completed the COVID-19 vaccine series



COVID-19: St. Johns County vaccine summary

Vaccination data through May 12, 2021 as of May 13, 2021 at 12:05 AM

Data in this report are provisional and subject to change.

Data in this summary pertain to COVID-19 vaccines approved by the U.S. Food and Drug Administration and have been issued an Emergency Use Authorization (Janssen COVID-19 Vaccine, Moderna COVID-19 Vaccine and Pfizer-BioNTech COVID-19 Vaccine). These data summarize the number of people who have received either their first dose or have completed the series for a COVID-19 vaccine. **A person can only be counted in one category, first dose or series complete.** For persons receiving Moderna or Pfizer vaccines, once they receive their second dose, they are moved from the first dose column to the series completed column. **Because of this, the total first dose category may show a change from report to report not matching the total receiving their first dose from the previous day.** Persons receiving Johnson & Johnson vaccines will always be counted in the series completed column.

COVID-19 doses for vaccinated persons in Florida

Doses administered 236,882

People receiving one dose of a 1-dose series (Johnson & Johnson) or receiving only one dose of a 2-dose series (Moderna, Pfizer) count once. Persons receiving both doses of a 2-dose series count twice.

Current status of persons vaccinated for COVID-19 in Florida

Total people vaccinated 130,087

First dose 16,927

Series completed 113,160

Completed 1-dose series 6,365

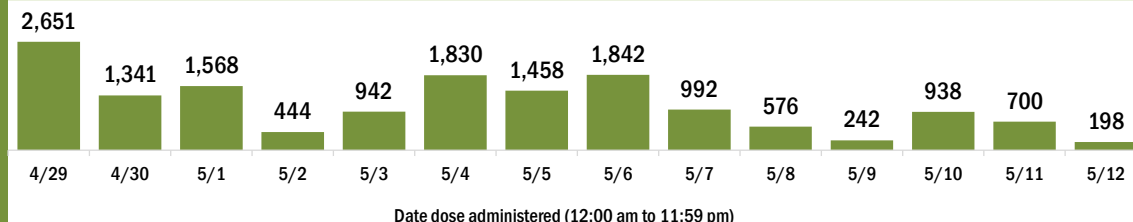
Completed 2-dose series 106,795

First dose: current number of people who have only received their first dose of the Moderna or Pfizer vaccine.

Series complete: current number of people who have received both Moderna or Pfizer vaccine doses or one Johnson & Johnson dose and are considered fully immunized.

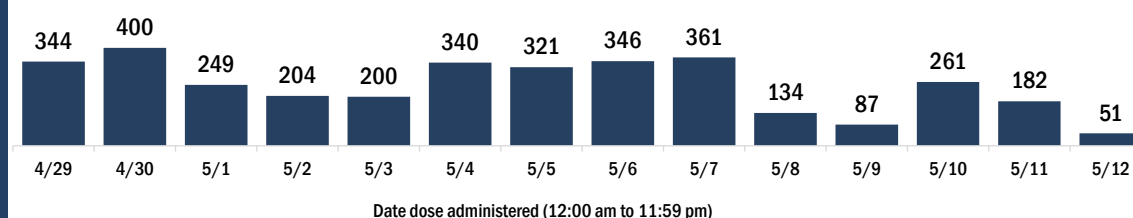
Demographic summary	First dose	Series complete	Total people vaccinated
Age group	16,927	113,160	130,087
16-24 years	2,703	6,157	8,860
25-34 years	2,049	6,627	8,676
35-44 years	2,846	14,079	16,925
45-54 years	2,892	17,047	19,939
55-64 years	2,781	22,847	25,628
65-74 years	2,118	28,461	30,579
75-84 years	1,089	13,867	14,956
85+ years	449	4,075	4,524
Race	16,927	113,160	130,087
White	10,423	84,453	94,876
Black	672	3,403	4,075
American Indian/Alaskan	47	321	368
Other	2,014	10,836	12,850
Unknown	3,771	14,147	17,918
Other race includes Asian, native Hawaiian/Pacific Islander, or other.			
Ethnicity	16,927	113,160	130,087
Hispanic	1,081	4,832	5,913
Non-Hispanic	8,746	75,196	83,942
Unknown	7,100	33,132	40,232
Gender	16,927	113,160	130,087
Female	8,821	62,355	71,176
Male	8,078	50,786	58,864
Unknown	28	19	47

COVID-19 doses administered for the past 2 weeks

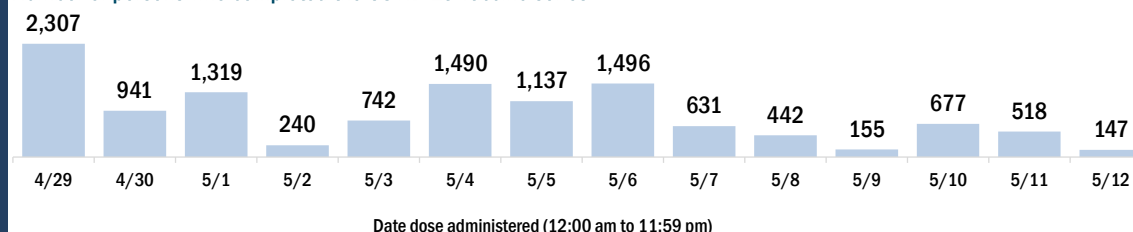


Persons vaccinated for COVID-19 for the past 2 weeks

Number of persons who received their first dose of a two-dose series of the COVID-19 vaccine



Number of persons who completed the COVID-19 vaccine series



COVID-19: St. Lucie County vaccine summary

Vaccination data through May 12, 2021 as of May 13, 2021 at 12:05 AM

Data in this report are provisional and subject to change.

Data in this summary pertain to COVID-19 vaccines approved by the U.S. Food and Drug Administration and have been issued an Emergency Use Authorization (Janssen COVID-19 Vaccine, Moderna COVID-19 Vaccine and Pfizer-BioNTech COVID-19 Vaccine). These data summarize the number of people who have received either their first dose or have completed the series for a COVID-19 vaccine. **A person can only be counted in one category, first dose or series complete.** For persons receiving Moderna or Pfizer vaccines, once they receive their second dose, they are moved from the first dose column to the series completed column. **Because of this, the total first dose category may show a change from report to report not matching the total receiving their first dose from the previous day.** Persons receiving Johnson & Johnson vaccines will always be counted in the series completed column.

COVID-19 doses for vaccinated persons in Florida

Doses administered 219,517

People receiving one dose of a 1-dose series (Johnson & Johnson) or receiving only one dose of a 2-dose series (Moderna, Pfizer) count once. Persons receiving both doses of a 2-dose series count twice.

Current status of persons vaccinated for COVID-19 in Florida

Total people vaccinated 127,149

First dose 30,219

Series completed 96,930

Completed 1-dose series 4,562

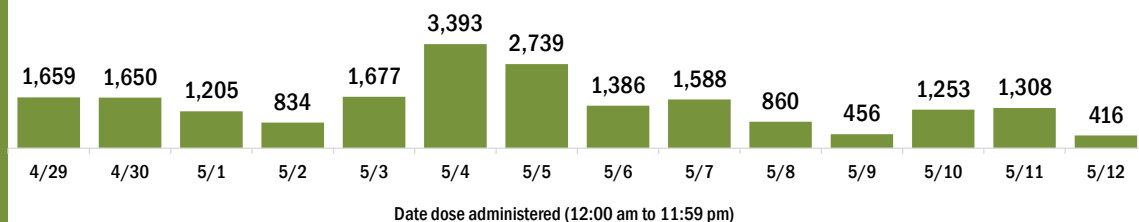
Completed 2-dose series 92,368

First dose: current number of people who have only received their first dose of the Moderna or Pfizer vaccine.

Series complete: current number of people who have received both Moderna or Pfizer vaccine doses or one Johnson & Johnson dose and are considered fully immunized.

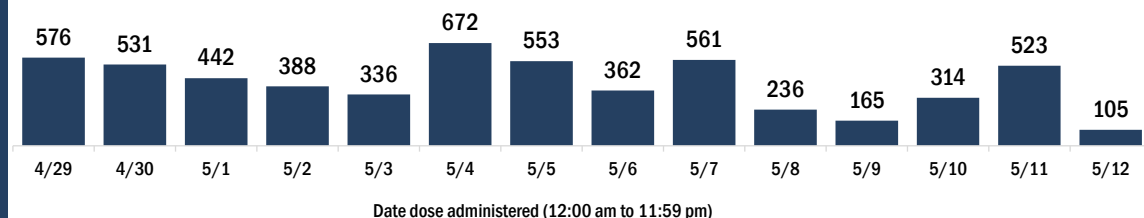
Demographic summary	First dose	Series complete	Total people vaccinated
Age group	30,219	96,930	127,149
16-24 years	2,519	3,276	5,795
25-34 years	2,710	4,620	7,330
35-44 years	3,554	6,990	10,544
45-54 years	4,461	11,321	15,782
55-64 years	6,274	20,159	26,433
65-74 years	5,993	29,159	35,152
75-84 years	3,489	16,431	19,920
85+ years	1,219	4,974	6,193
Race	30,219	96,930	127,149
White	18,010	62,924	80,934
Black	3,290	9,227	12,517
American Indian/Alaskan	174	442	616
Other	3,127	9,116	12,243
Unknown	5,618	15,221	20,839
Other race includes Asian, native Hawaiian/Pacific Islander, or other.			
Ethnicity	30,219	96,930	127,149
Hispanic	4,496	10,316	14,812
Non-Hispanic	13,563	54,104	67,667
Unknown	12,160	32,510	44,670
Gender	30,219	96,930	127,149
Female	16,068	54,446	70,514
Male	14,063	42,411	56,474
Unknown	88	73	161

COVID-19 doses administered for the past 2 weeks

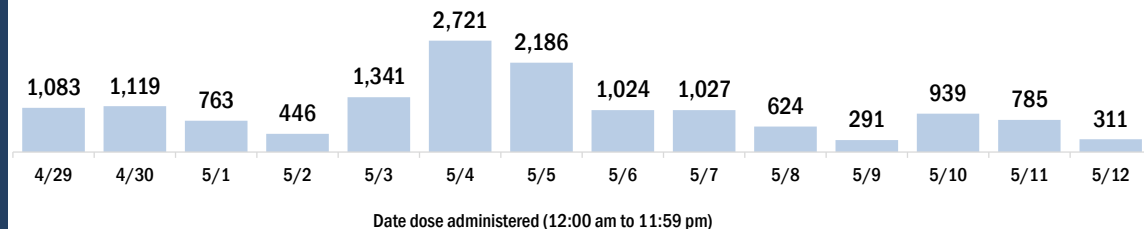


Persons vaccinated for COVID-19 for the past 2 weeks

Number of persons who received their first dose of a two-dose series of the COVID-19 vaccine



Number of persons who completed the COVID-19 vaccine series



COVID-19: Sumter County vaccine summary

Vaccination data through May 12, 2021 as of May 13, 2021 at 12:05 AM

Data in this report are provisional and subject to change.

Data in this summary pertain to COVID-19 vaccines approved by the U.S. Food and Drug Administration and have been issued an Emergency Use Authorization (Janssen COVID-19 Vaccine, Moderna COVID-19 Vaccine and Pfizer-BioNTech COVID-19 Vaccine). These data summarize the number of people who have received either their first dose or have completed the series for a COVID-19 vaccine. **A person can only be counted in one category, first dose or series complete.** For persons receiving Moderna or Pfizer vaccines, once they receive their second dose, they are moved from the first dose column to the series completed column. **Because of this, the total first dose category may show a change from report to report not matching the total receiving their first dose from the previous day.** Persons receiving Johnson & Johnson vaccines will always be counted in the series completed column.

COVID-19 doses for vaccinated persons in Florida

Doses administered 154,426

People receiving one dose of a 1-dose series (Johnson & Johnson) or receiving only one dose of a 2-dose series (Moderna, Pfizer) count once. Persons receiving both doses of a 2-dose series count twice.

Current status of persons vaccinated for COVID-19 in Florida

Total people vaccinated 84,526

First dose 10,154

Series completed 74,372

Completed 1-dose series 4,472

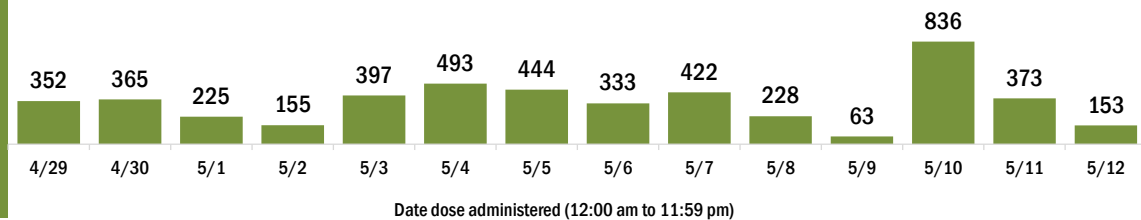
Completed 2-dose series 69,900

First dose: current number of people who have only received their first dose of the Moderna or Pfizer vaccine.

Series complete: current number of people who have received both Moderna or Pfizer vaccine doses or one Johnson & Johnson dose and are considered fully immunized.

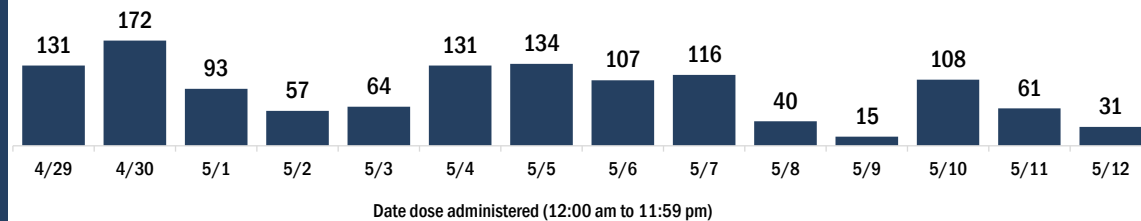
Demographic summary	First dose	Series complete	Total people vaccinated
Age group	10,154	74,372	84,526
16-24 years	259	338	597
25-34 years	368	645	1,013
35-44 years	515	975	1,490
45-54 years	773	1,998	2,771
55-64 years	2,055	8,948	11,003
65-74 years	3,216	34,257	37,473
75-84 years	2,382	23,273	25,655
85+ years	586	3,938	4,524
Race	10,154	74,372	84,526
White	7,641	62,419	70,060
Black	262	1,172	1,434
American Indian/Alaskan	27	161	188
Other	743	2,892	3,635
Unknown	1,481	7,728	9,209
Other race includes Asian, native Hawaiian/Pacific Islander, or other.			
Ethnicity	10,154	74,372	84,526
Hispanic	337	1,458	1,795
Non-Hispanic	6,265	50,237	56,502
Unknown	3,552	22,677	26,229
Gender	10,154	74,372	84,526
Female	5,560	41,072	46,632
Male	4,577	33,281	37,858
Unknown	17	19	36

COVID-19 doses administered for the past 2 weeks

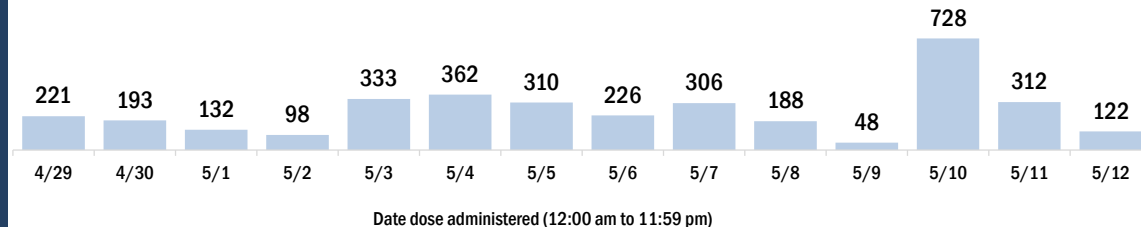


Persons vaccinated for COVID-19 for the past 2 weeks

Number of persons who received their first dose of a two-dose series of the COVID-19 vaccine



Number of persons who completed the COVID-19 vaccine series



COVID-19: Suwannee County vaccine summary

Vaccination data through May 12, 2021 as of May 13, 2021 at 12:05 AM

Data in this report are provisional and subject to change.

Data in this summary pertain to COVID-19 vaccines approved by the U.S. Food and Drug Administration and have been issued an Emergency Use Authorization (Janssen COVID-19 Vaccine, Moderna COVID-19 Vaccine and Pfizer-BioNTech COVID-19 Vaccine). These data summarize the number of people who have received either their first dose or have completed the series for a COVID-19 vaccine. **A person can only be counted in one category, first dose or series complete.** For persons receiving Moderna or Pfizer vaccines, once they receive their second dose, they are moved from the first dose column to the series completed column. **Because of this, the total first dose category may show a change from report to report not matching the total receiving their first dose from the previous day.** Persons receiving Johnson & Johnson vaccines will always be counted in the series completed column.

COVID-19 doses for vaccinated persons in Florida

Doses administered 18,461

People receiving one dose of a 1-dose series (Johnson & Johnson) or receiving only one dose of a 2-dose series (Moderna, Pfizer) count once. Persons receiving both doses of a 2-dose series count twice.

Current status of persons vaccinated for COVID-19 in Florida

Total people vaccinated 10,519

First dose 1,911

Series completed 8,608

Completed 1-dose series 666

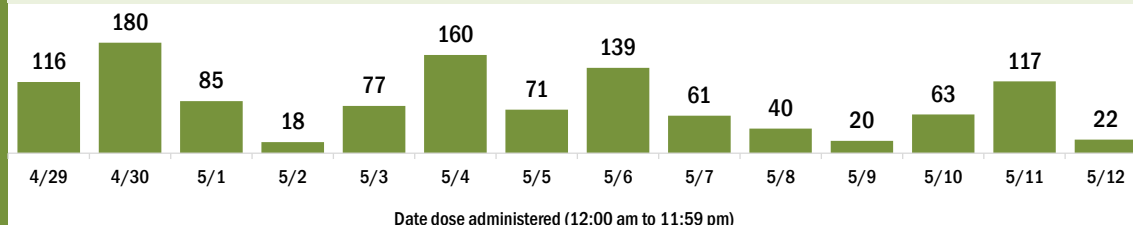
Completed 2-dose series 7,942

First dose: current number of people who have only received their first dose of the Moderna or Pfizer vaccine.

Series complete: current number of people who have received both Moderna or Pfizer vaccine doses or one Johnson & Johnson dose and are considered fully immunized.

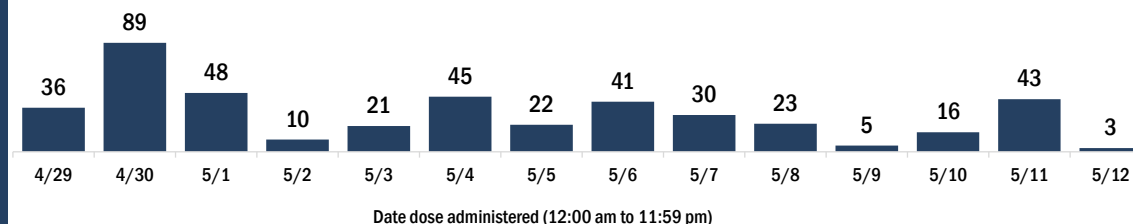
Demographic summary	First dose	Series complete	Total people vaccinated
Age group	1,911	8,608	10,519
16-24 years	164	202	366
25-34 years	198	278	476
35-44 years	261	445	706
45-54 years	314	748	1,062
55-64 years	506	1,833	2,339
65-74 years	248	2,803	3,051
75-84 years	161	1,722	1,883
85+ years	59	577	636
Race	1,911	8,608	10,519
White	1,190	6,077	7,267
Black	317	710	1,027
American Indian/Alaskan	6	12	18
Other	174	573	747
Unknown	224	1,236	1,460
Other race includes Asian, native Hawaiian/Pacific Islander, or other.			
Ethnicity	1,911	8,608	10,519
Hispanic	171	393	564
Non-Hispanic	1,154	5,050	6,204
Unknown	586	3,165	3,751
Gender	1,911	8,608	10,519
Female	815	4,948	5,763
Male	1,096	3,660	4,756
Unknown	0	0	0

COVID-19 doses administered for the past 2 weeks

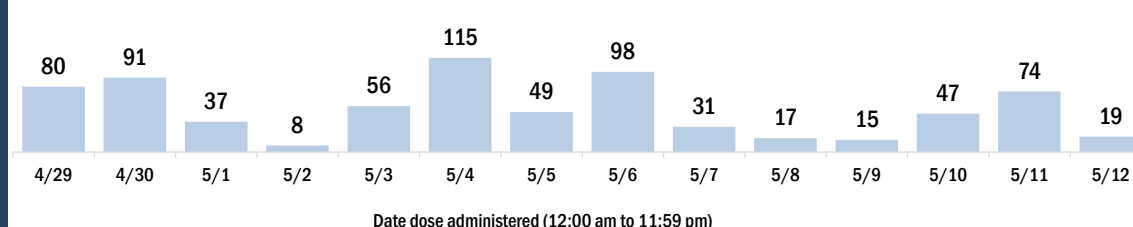


Persons vaccinated for COVID-19 for the past 2 weeks

Number of persons who received their first dose of a two-dose series of the COVID-19 vaccine



Number of persons who completed the COVID-19 vaccine series



COVID-19: Taylor County vaccine summary

Vaccination data through May 12, 2021 as of May 13, 2021 at 12:05 AM

Data in this report are provisional and subject to change.

Data in this summary pertain to COVID-19 vaccines approved by the U.S. Food and Drug Administration and have been issued an Emergency Use Authorization (Janssen COVID-19 Vaccine, Moderna COVID-19 Vaccine and Pfizer-BioNTech COVID-19 Vaccine). These data summarize the number of people who have received either their first dose or have completed the series for a COVID-19 vaccine. **A person can only be counted in one category, first dose or series complete.** For persons receiving Moderna or Pfizer vaccines, once they receive their second dose, they are moved from the first dose column to the series completed column. **Because of this, the total first dose category may show a change from report to report not matching the total receiving their first dose from the previous day.** Persons receiving Johnson & Johnson vaccines will always be counted in the series completed column.

COVID-19 doses for vaccinated persons in Florida

Doses administered 9,695

People receiving one dose of a 1-dose series (Johnson & Johnson) or receiving only one dose of a 2-dose series (Moderna, Pfizer) count once. Persons receiving both doses of a 2-dose series count twice.

Current status of persons vaccinated for COVID-19 in Florida

Total people vaccinated 5,777

First dose 1,543

Series completed 4,234

Completed 1-dose series 316

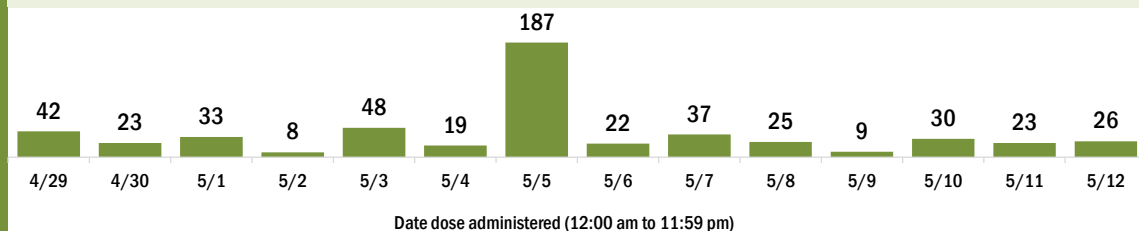
Completed 2-dose series 3,918

First dose: current number of people who have only received their first dose of the Moderna or Pfizer vaccine.

Series complete: current number of people who have received both Moderna or Pfizer vaccine doses or one Johnson & Johnson dose and are considered fully immunized.

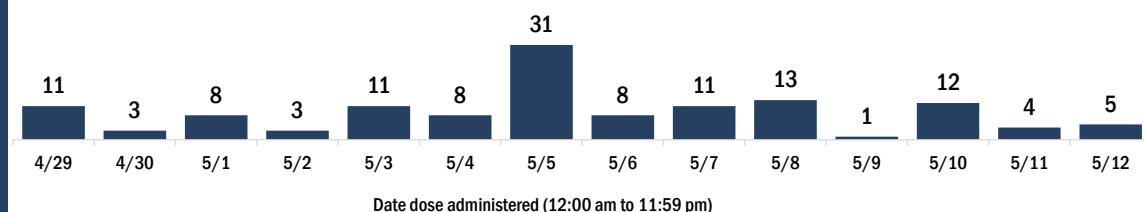
Demographic summary	First dose	Series complete	Total people vaccinated
Age group	1,543	4,234	5,777
16-24 years	55	67	122
25-34 years	143	136	279
35-44 years	204	208	412
45-54 years	229	400	629
55-64 years	355	980	1,335
65-74 years	346	1,427	1,773
75-84 years	161	797	958
85+ years	50	219	269
Race	1,543	4,234	5,777
White	1,006	3,168	4,174
Black	318	518	836
American Indian/Alaskan	6	37	43
Other	86	269	355
Unknown	127	242	369
Other race includes Asian, native Hawaiian/Pacific Islander, or other.			
Ethnicity	1,543	4,234	5,777
Hispanic	31	78	109
Non-Hispanic	723	2,867	3,590
Unknown	789	1,289	2,078
Gender	1,543	4,234	5,777
Female	608	2,331	2,939
Male	934	1,902	2,836
Unknown	1	1	2

COVID-19 doses administered for the past 2 weeks

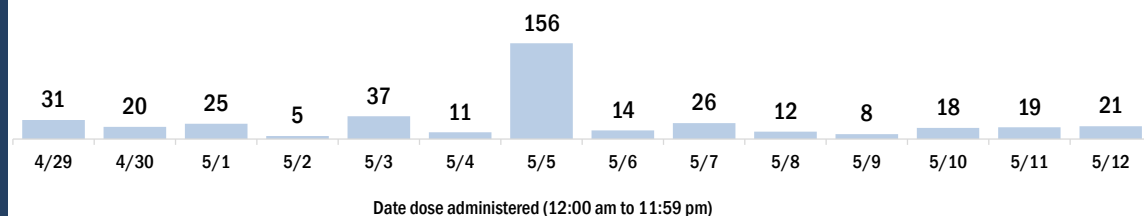


Persons vaccinated for COVID-19 for the past 2 weeks

Number of persons who received their first dose of a two-dose series of the COVID-19 vaccine



Number of persons who completed the COVID-19 vaccine series



COVID-19: Union County vaccine summary

Vaccination data through May 12, 2021 as of May 13, 2021 at 12:05 AM

Data in this report are provisional and subject to change.

Data in this summary pertain to COVID-19 vaccines approved by the U.S. Food and Drug Administration and have been issued an Emergency Use Authorization (Janssen COVID-19 Vaccine, Moderna COVID-19 Vaccine and Pfizer-BioNTech COVID-19 Vaccine). These data summarize the number of people who have received either their first dose or have completed the series for a COVID-19 vaccine. **A person can only be counted in one category, first dose or series complete.** For persons receiving Moderna or Pfizer vaccines, once they receive their second dose, they are moved from the first dose column to the series completed column. **Because of this, the total first dose category may show a change from report to report not matching the total receiving their first dose from the previous day.** Persons receiving Johnson & Johnson vaccines will always be counted in the series completed column.

COVID-19 doses for vaccinated persons in Florida

Doses administered 6,946

People receiving one dose of a 1-dose series (Johnson & Johnson) or receiving only one dose of a 2-dose series (Moderna, Pfizer) count once. Persons receiving both doses of a 2-dose series count twice.

Current status of persons vaccinated for COVID-19 in Florida

Total people vaccinated 4,691

First dose 2,314

Series completed 2,377

Completed 1-dose series 122

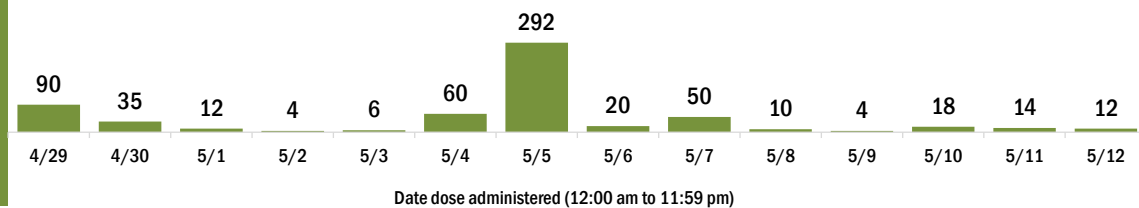
Completed 2-dose series 2,255

First dose: current number of people who have only received their first dose of the Moderna or Pfizer vaccine.

Series complete: current number of people who have received both Moderna or Pfizer vaccine doses or one Johnson & Johnson dose and are considered fully immunized.

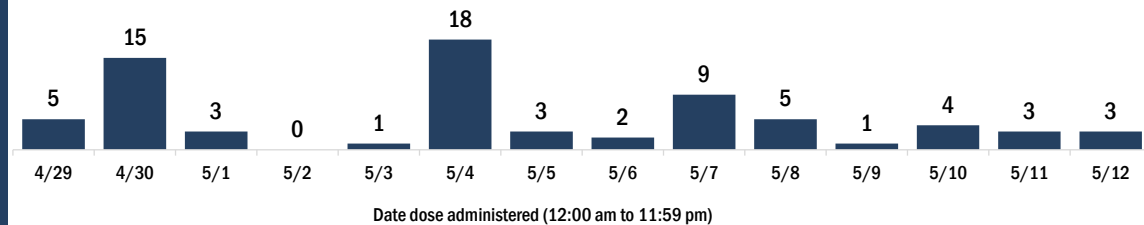
Demographic summary	First dose	Series complete	Total people vaccinated
Age group	2,314	2,377	4,691
16-24 years	52	77	129
25-34 years	110	142	252
35-44 years	227	184	411
45-54 years	339	296	635
55-64 years	846	529	1,375
65-74 years	598	664	1,262
75-84 years	127	379	506
85+ years	15	106	121
Race	2,314	2,377	4,691
White	1,482	1,865	3,347
Black	707	299	1,006
American Indian/Alaskan	4	18	22
Other	83	146	229
Unknown	38	49	87
Other race includes Asian, native Hawaiian/Pacific Islander, or other.			
Ethnicity	2,314	2,377	4,691
Hispanic	84	70	154
Non-Hispanic	2,108	2,107	4,215
Unknown	122	200	322
Gender	2,314	2,377	4,691
Female	166	1,206	1,372
Male	2,143	1,171	3,314
Unknown	5	0	5

COVID-19 doses administered for the past 2 weeks

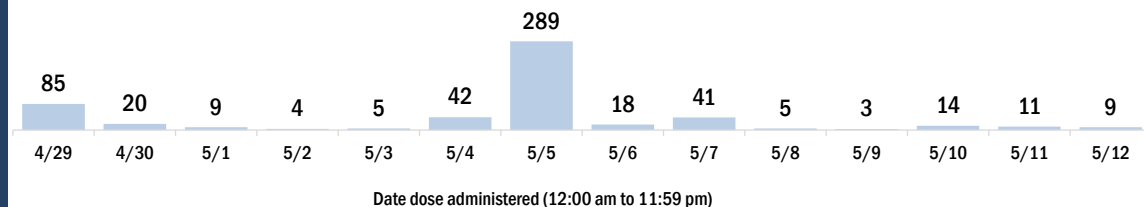


Persons vaccinated for COVID-19 for the past 2 weeks

Number of persons who received their first dose of a two-dose series of the COVID-19 vaccine



Number of persons who completed the COVID-19 vaccine series



COVID-19: Volusia County vaccine summary

Vaccination data through May 12, 2021 as of May 13, 2021 at 12:05 AM

Data in this report are provisional and subject to change.

Data in this summary pertain to COVID-19 vaccines approved by the U.S. Food and Drug Administration and have been issued an Emergency Use Authorization (Janssen COVID-19 Vaccine, Moderna COVID-19 Vaccine and Pfizer-BioNTech COVID-19 Vaccine). These data summarize the number of people who have received either their first dose or have completed the series for a COVID-19 vaccine. **A person can only be counted in one category, first dose or series complete.** For persons receiving Moderna or Pfizer vaccines, once they receive their second dose, they are moved from the first dose column to the series completed column. **Because of this, the total first dose category may show a change from report to report not matching the total receiving their first dose from the previous day.** Persons receiving Johnson & Johnson vaccines will always be counted in the series completed column.

COVID-19 doses for vaccinated persons in Florida

Doses administered 382,931

People receiving one dose of a 1-dose series (Johnson & Johnson) or receiving only one dose of a 2-dose series (Moderna, Pfizer) count once. Persons receiving both doses of a 2-dose series count twice.

Current status of persons vaccinated for COVID-19 in Florida

Total people vaccinated 225,480

First dose 47,851

Series completed 177,629

Completed 1-dose series 20,178

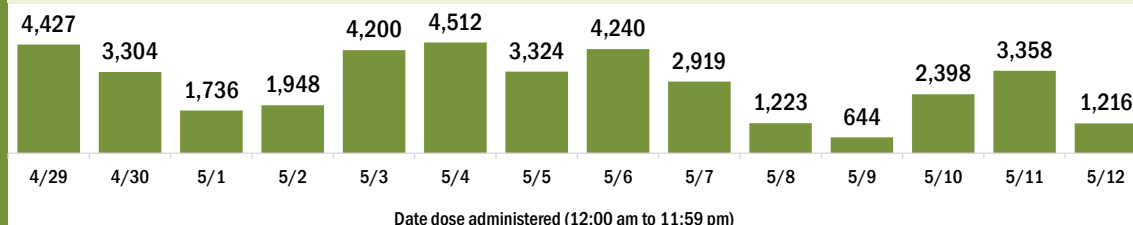
Completed 2-dose series 157,451

First dose: current number of people who have only received their first dose of the Moderna or Pfizer vaccine.

Series complete: current number of people who have received both Moderna or Pfizer vaccine doses or one Johnson & Johnson dose and are considered fully immunized.

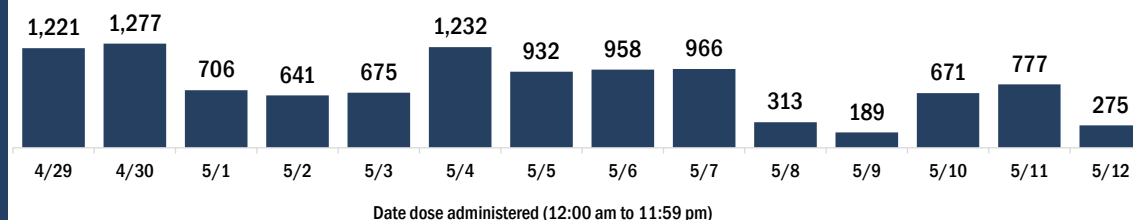
Demographic summary	First dose	Series complete	Total people vaccinated
Age group	47,851	177,629	225,480
16-24 years	4,747	7,128	11,875
25-34 years	4,799	8,819	13,618
35-44 years	5,625	11,949	17,574
45-54 years	7,187	19,194	26,381
55-64 years	10,865	36,961	47,826
65-74 years	8,723	53,455	62,178
75-84 years	4,300	29,812	34,112
85+ years	1,605	10,311	11,916
Race	47,851	177,629	225,480
White	30,118	118,016	148,134
Black	3,148	8,432	11,580
American Indian/Alaskan	187	599	786
Other	5,324	19,829	25,153
Unknown	9,074	30,753	39,827
Other race includes Asian, native Hawaiian/Pacific Islander, or other.			
Ethnicity	47,851	177,629	225,480
Hispanic	5,456	11,889	17,345
Non-Hispanic	24,186	93,877	118,063
Unknown	18,209	71,863	90,072
Gender	47,851	177,629	225,480
Female	24,705	99,253	123,958
Male	22,366	75,738	98,104
Unknown	780	2,638	3,418

COVID-19 doses administered for the past 2 weeks

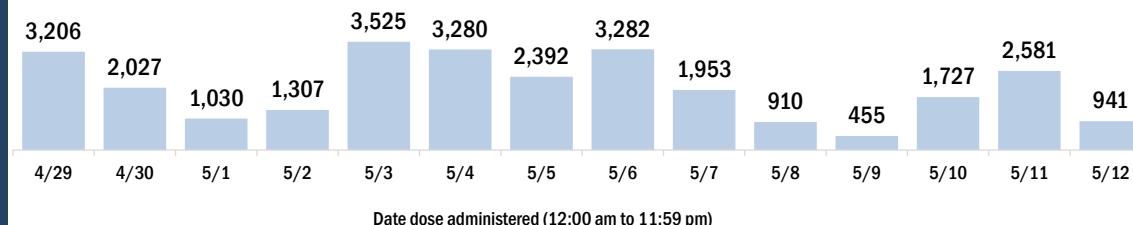


Persons vaccinated for COVID-19 for the past 2 weeks

Number of persons who received their first dose of a two-dose series of the COVID-19 vaccine



Number of persons who completed the COVID-19 vaccine series



COVID-19: Wakulla County vaccine summary

Vaccination data through May 12, 2021 as of May 13, 2021 at 12:05 AM

Data in this report are provisional and subject to change.

Data in this summary pertain to COVID-19 vaccines approved by the U.S. Food and Drug Administration and have been issued an Emergency Use Authorization (Janssen COVID-19 Vaccine, Moderna COVID-19 Vaccine and Pfizer-BioNTech COVID-19 Vaccine). These data summarize the number of people who have received either their first dose or have completed the series for a COVID-19 vaccine. **A person can only be counted in one category, first dose or series complete.** For persons receiving Moderna or Pfizer vaccines, once they receive their second dose, they are moved from the first dose column to the series completed column. **Because of this, the total first dose category may show a change from report to report not matching the total receiving their first dose from the previous day.** Persons receiving Johnson & Johnson vaccines will always be counted in the series completed column.

COVID-19 doses for vaccinated persons in Florida

Doses administered 19,027

People receiving one dose of a 1-dose series (Johnson & Johnson) or receiving only one dose of a 2-dose series (Moderna, Pfizer) count once. Persons receiving both doses of a 2-dose series count twice.

Current status of persons vaccinated for COVID-19 in Florida

Total people vaccinated 11,122

First dose 2,667

Series completed 8,455

Completed 1-dose series 550

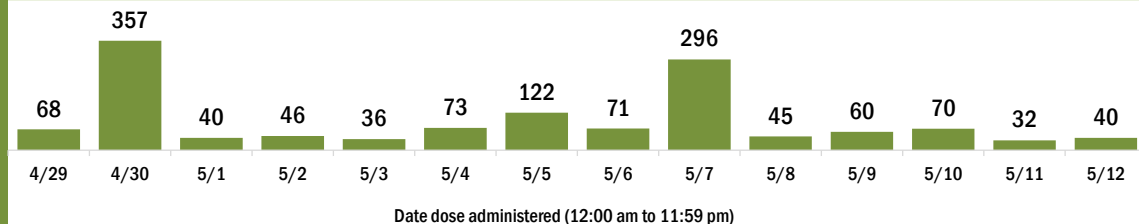
Completed 2-dose series 7,905

First dose: current number of people who have only received their first dose of the Moderna or Pfizer vaccine.

Series complete: current number of people who have received both Moderna or Pfizer vaccine doses or one Johnson & Johnson dose and are considered fully immunized.

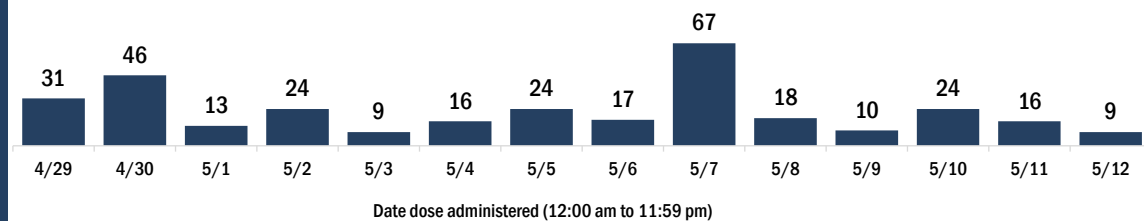
Demographic summary	First dose	Series complete	Total people vaccinated
Age group	2,667	8,455	11,122
16-24 years	163	290	453
25-34 years	330	471	801
35-44 years	414	739	1,153
45-54 years	513	1,100	1,613
55-64 years	582	1,893	2,475
65-74 years	417	2,524	2,941
75-84 years	187	1,166	1,353
85+ years	61	272	333
Race	2,667	8,455	11,122
White	1,883	6,290	8,173
Black	494	640	1,134
American Indian/Alaskan	7	39	46
Other	128	1,049	1,177
Unknown	155	437	592
Other race includes Asian, native Hawaiian/Pacific Islander, or other.			
Ethnicity	2,667	8,455	11,122
Hispanic	44	180	224
Non-Hispanic	1,298	6,776	8,074
Unknown	1,325	1,499	2,824
Gender	2,667	8,455	11,122
Female	951	4,721	5,672
Male	1,715	3,733	5,448
Unknown	1	1	2

COVID-19 doses administered for the past 2 weeks

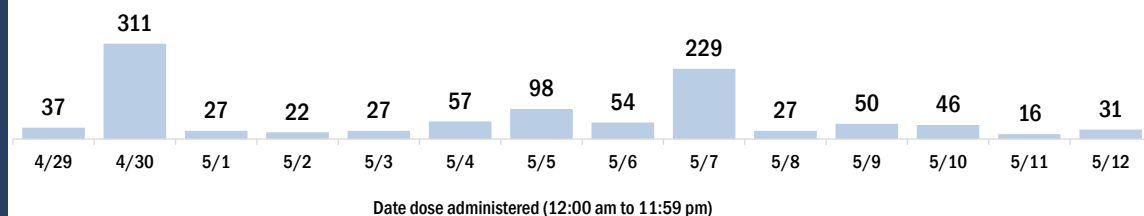


Persons vaccinated for COVID-19 for the past 2 weeks

Number of persons who received their first dose of a two-dose series of the COVID-19 vaccine



Number of persons who completed the COVID-19 vaccine series



COVID-19: Walton County vaccine summary

Vaccination data through May 12, 2021 as of May 13, 2021 at 12:05 AM

Data in this report are provisional and subject to change.

Data in this summary pertain to COVID-19 vaccines approved by the U.S. Food and Drug Administration and have been issued an Emergency Use Authorization (Janssen COVID-19 Vaccine, Moderna COVID-19 Vaccine and Pfizer-BioNTech COVID-19 Vaccine). These data summarize the number of people who have received either their first dose or have completed the series for a COVID-19 vaccine. **A person can only be counted in one category, first dose or series complete.** For persons receiving Moderna or Pfizer vaccines, once they receive their second dose, they are moved from the first dose column to the series completed column. **Because of this, the total first dose category may show a change from report to report not matching the total receiving their first dose from the previous day.** Persons receiving Johnson & Johnson vaccines will always be counted in the series completed column.

COVID-19 doses for vaccinated persons in Florida

Doses administered 42,491

People receiving one dose of a 1-dose series (Johnson & Johnson) or receiving only one dose of a 2-dose series (Moderna, Pfizer) count once. Persons receiving both doses of a 2-dose series count twice.

Current status of persons vaccinated for COVID-19 in Florida

Total people vaccinated 24,586

First dose 5,351

Series completed 19,235

Completed 1-dose series 1,330

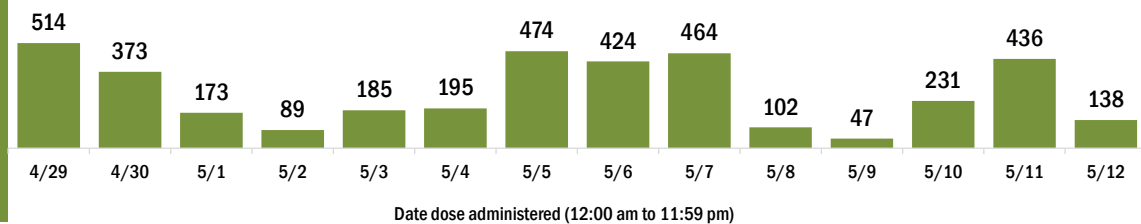
Completed 2-dose series 17,905

First dose: current number of people who have only received their first dose of the Moderna or Pfizer vaccine.

Series complete: current number of people who have received both Moderna or Pfizer vaccine doses or one Johnson & Johnson dose and are considered fully immunized.

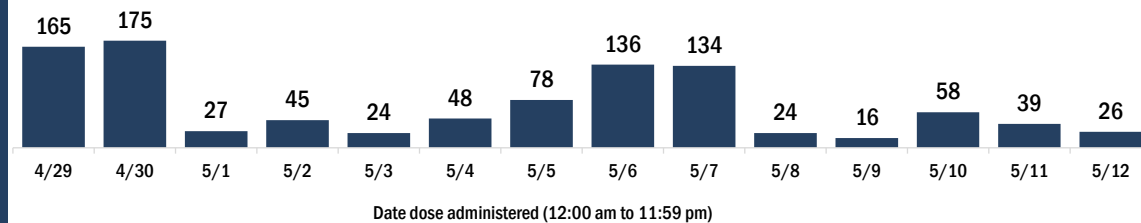
Demographic summary	First dose	Series complete	Total people vaccinated
Age group	5,351	19,235	24,586
16-24 years	364	500	864
25-34 years	515	847	1,362
35-44 years	672	1,590	2,262
45-54 years	861	2,248	3,109
55-64 years	1,220	4,530	5,750
65-74 years	1,113	6,178	7,291
75-84 years	487	2,625	3,112
85+ years	119	717	836
Race	5,351	19,235	24,586
White	3,816	14,378	18,194
Black	212	449	661
American Indian/Alaskan	17	81	98
Other	386	952	1,338
Unknown	920	3,375	4,295
Other race includes Asian, native Hawaiian/Pacific Islander, or other.			
Ethnicity	5,351	19,235	24,586
Hispanic	324	582	906
Non-Hispanic	3,394	12,674	16,068
Unknown	1,633	5,979	7,612
Gender	5,351	19,235	24,586
Female	2,757	10,282	13,039
Male	2,592	8,951	11,543
Unknown	2	2	4

COVID-19 doses administered for the past 2 weeks

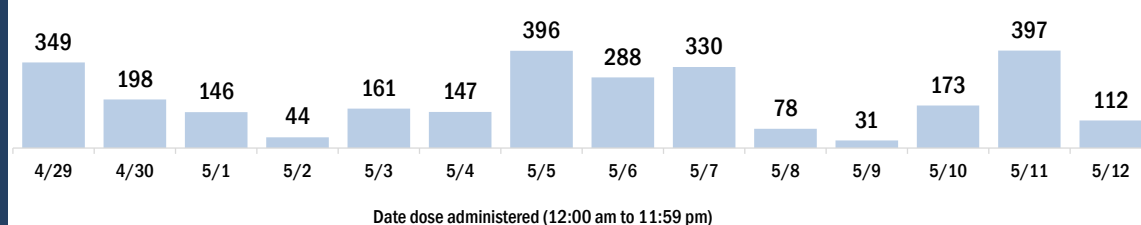


Persons vaccinated for COVID-19 for the past 2 weeks

Number of persons who received their first dose of a two-dose series of the COVID-19 vaccine



Number of persons who completed the COVID-19 vaccine series



COVID-19: Washington County vaccine summary

Vaccination data through May 12, 2021 as of May 13, 2021 at 12:05 AM

Data in this report are provisional and subject to change.

Data in this summary pertain to COVID-19 vaccines approved by the U.S. Food and Drug Administration and have been issued an Emergency Use Authorization (Janssen COVID-19 Vaccine, Moderna COVID-19 Vaccine and Pfizer-BioNTech COVID-19 Vaccine). These data summarize the number of people who have received either their first dose or have completed the series for a COVID-19 vaccine. **A person can only be counted in one category, first dose or series complete.** For persons receiving Moderna or Pfizer vaccines, once they receive their second dose, they are moved from the first dose column to the series completed column. **Because of this, the total first dose category may show a change from report to report not matching the total receiving their first dose from the previous day.** Persons receiving Johnson & Johnson vaccines will always be counted in the series completed column.

COVID-19 doses for vaccinated persons in Florida

Doses administered 9,985

People receiving one dose of a 1-dose series (Johnson & Johnson) or receiving only one dose of a 2-dose series (Moderna, Pfizer) count once. Persons receiving both doses of a 2-dose series count twice.

Current status of persons vaccinated for COVID-19 in Florida

Total people vaccinated 5,629

First dose 897

Series completed 4,732

Completed 1-dose series 376

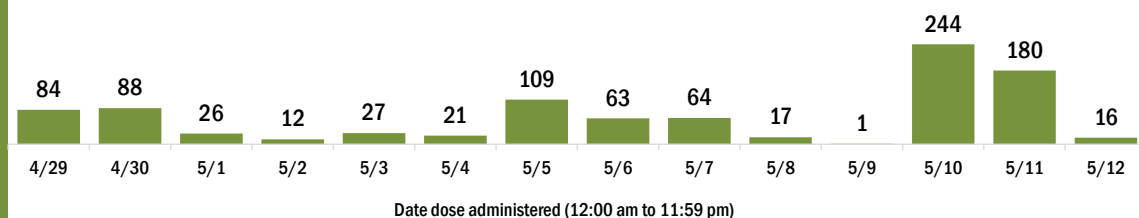
Completed 2-dose series 4,356

First dose: current number of people who have only received their first dose of the Moderna or Pfizer vaccine.

Series complete: current number of people who have received both Moderna or Pfizer vaccine doses or one Johnson & Johnson dose and are considered fully immunized.

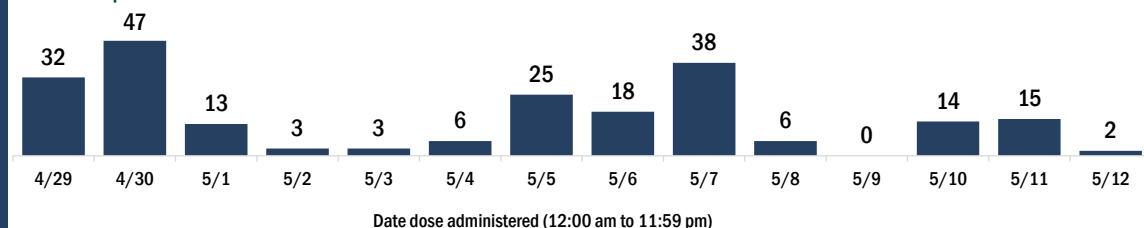
Demographic summary	First dose	Series complete	Total people vaccinated
Age group	897	4,732	5,629
16-24 years	59	77	136
25-34 years	107	206	313
35-44 years	125	359	484
45-54 years	180	553	733
55-64 years	215	1,140	1,355
65-74 years	119	1,381	1,500
75-84 years	62	764	826
85+ years	30	252	282
Race	897	4,732	5,629
White	545	3,497	4,042
Black	115	499	614
American Indian/Alaskan	8	58	66
Other	43	205	248
Unknown	186	473	659
Other race includes Asian, native Hawaiian/Pacific Islander, or other.			
Ethnicity	897	4,732	5,629
Hispanic	28	101	129
Non-Hispanic	654	3,886	4,540
Unknown	215	745	960
Gender	897	4,732	5,629
Female	384	2,407	2,791
Male	513	2,325	2,838
Unknown	0	0	0

COVID-19 doses administered for the past 2 weeks



Persons vaccinated for COVID-19 for the past 2 weeks

Number of persons who received their first dose of a two-dose series of the COVID-19 vaccine



Number of persons who completed the COVID-19 vaccine series

