

COVID-19: Florida vaccine summary

Vaccination data through May 11, 2021 as of May 12, 2021 at 12:05 AM

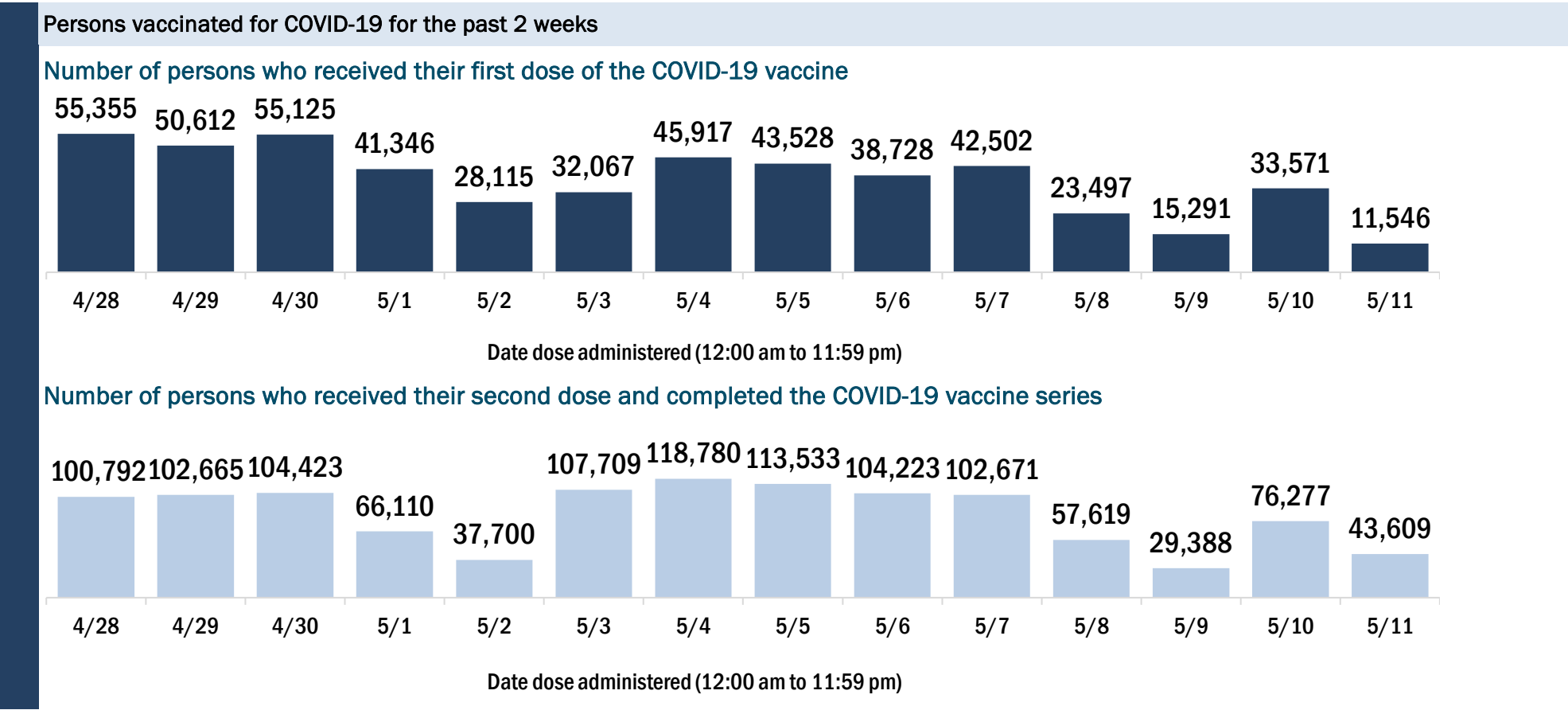
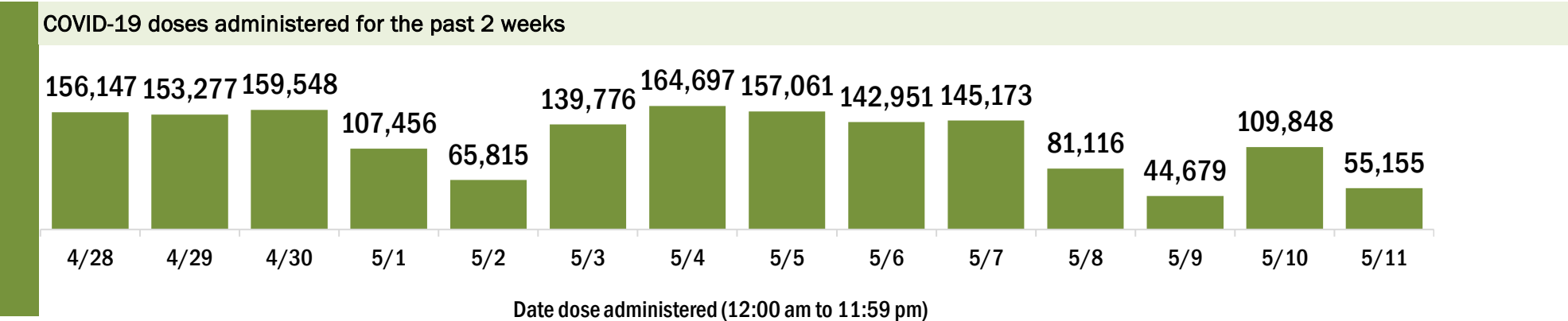
Data in this report are provisional and subject to change. Data are based on county of residence.

Data in this summary pertain to COVID-19 vaccines approved by the U.S. Food and Drug Administration and have been issued an Emergency Use Authorization (Janssen COVID-19 Vaccine, Moderna COVID-19 Vaccine and Pfizer-BioNTech COVID-19 Vaccine). These data summarize the number of people who have received either their first dose or have completed the series for a COVID-19 vaccine. **A person can only be counted in one category, first dose or series complete.** For persons receiving Moderna or Pfizer vaccines, once they receive their second dose, they are moved from the first dose column to the series completed column. **Because of this, the total first dose category may show a change from report to report not matching the total receiving their first dose from the previous day.** Persons receiving Johnson & Johnson vaccines will always be counted in the series completed column.

COVID-19 doses for vaccinated persons in Florida	
Doses administered	15,995,137
People receiving one dose of a 1-dose series (Johnson & Johnson) or receiving only one dose of a 2-dose series (Moderna, Pfizer) count once. Persons receiving both doses of a 2-dose series count twice.	

Current status of persons vaccinated for COVID-19 in Florida	
Total people vaccinated	9,397,252
First dose	2,146,487
Series completed	7,250,765
Completed 1-dose series	652,880
Completed 2-dose series	6,597,885
First dose: current number of people who have only received their first dose of the Moderna or Pfizer vaccine.	
Series complete: current number of people who have received both Moderna or Pfizer vaccine doses or one Johnson & Johnson dose and are considered fully immunized.	

Demographic summary	First dose	Series complete	Total people vaccinated
Age group	2,146,487	7,250,765	9,397,252
16-24 years	244,193	346,074	590,267
25-34 years	282,983	539,602	822,585
35-44 years	312,550	729,326	1,041,876
45-54 years	337,723	999,165	1,336,888
55-64 years	377,322	1,475,924	1,853,246
65-74 years	326,095	1,799,335	2,125,430
75-84 years	187,727	1,023,150	1,210,877
85+ years	77,894	338,189	416,083
Race	2,146,487	7,250,765	9,397,252
White	1,304,526	4,949,700	6,254,226
Black	175,475	483,371	658,846
American Indian/Alaskan	9,965	25,122	35,087
Other	261,329	770,080	1,031,409
Unknown	395,192	1,022,492	1,417,684
Other race includes Asian, native Hawaiian/Pacific Islander, or other.			
Ethnicity	2,146,487	7,250,765	9,397,252
Hispanic	474,699	1,112,980	1,587,679
Non-Hispanic	895,030	3,841,961	4,736,991
Unknown	776,758	2,295,824	3,072,582
Gender	2,146,487	7,250,765	9,397,252
Female	1,118,069	4,022,343	5,140,412
Male	1,017,379	3,217,787	4,235,166
Unknown	11,039	10,635	21,674



COVID-19: Alachua County vaccine summary

Vaccination data through May 11, 2021 as of May 12, 2021 at 12:05 AM

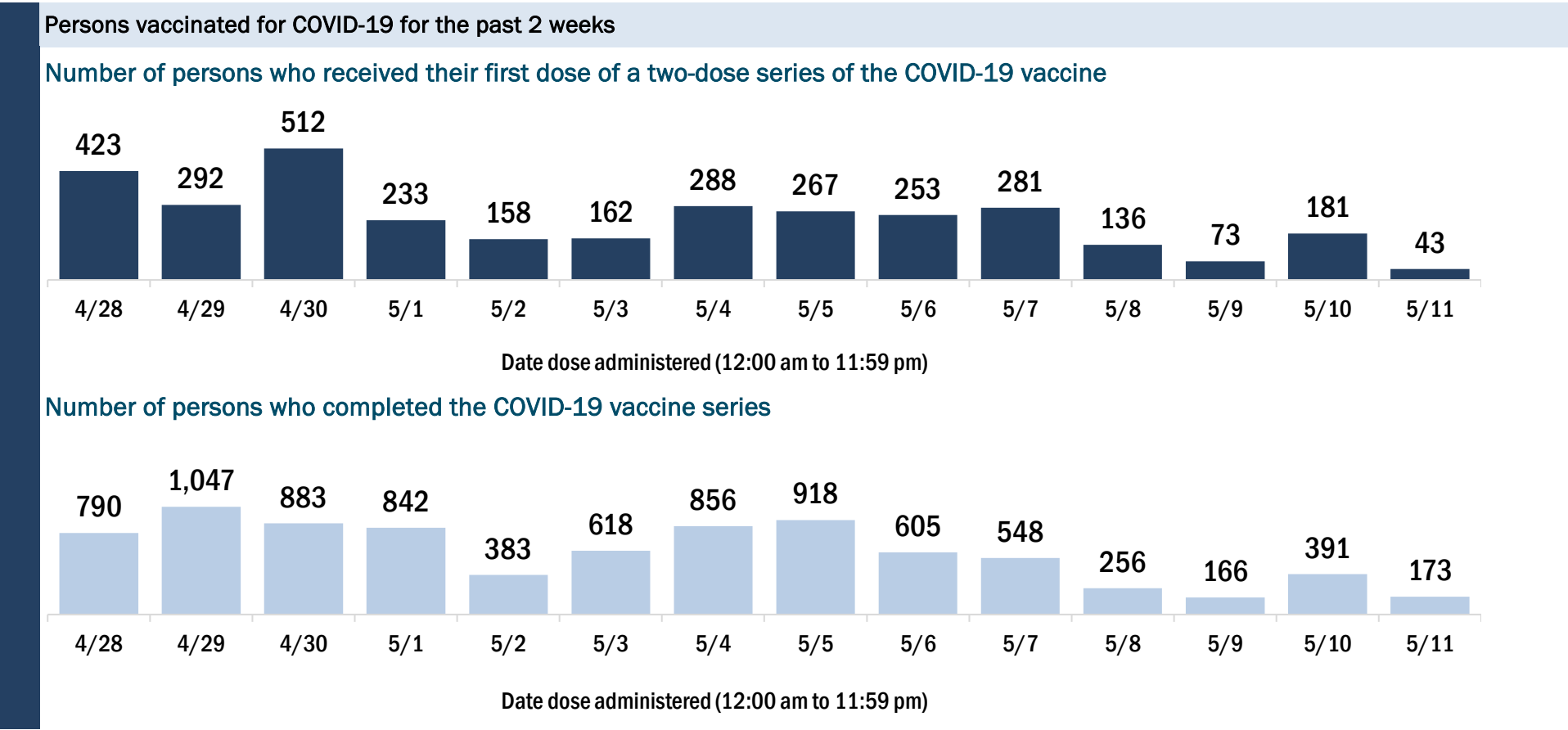
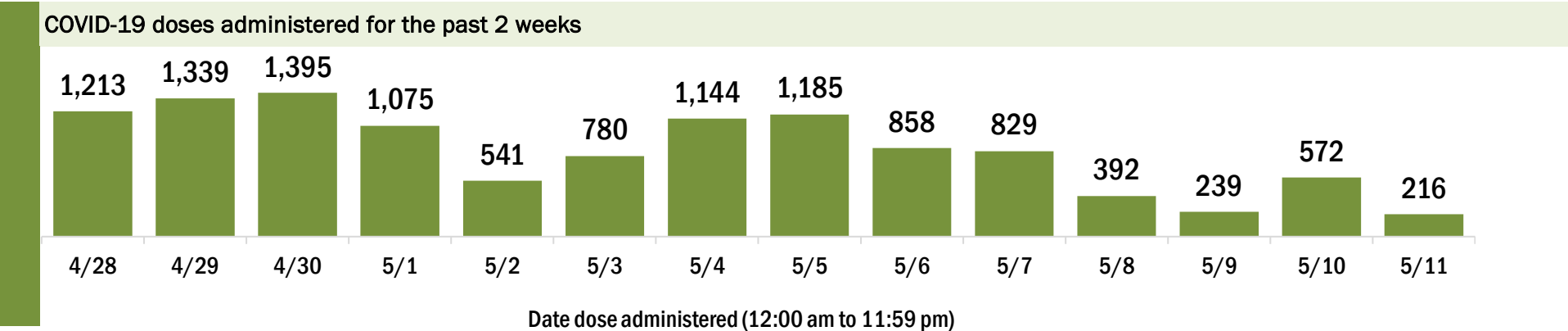
Data in this report are provisional and subject to change.

Data in this summary pertain to COVID-19 vaccines approved by the U.S. Food and Drug Administration and have been issued an Emergency Use Authorization (Janssen COVID-19 Vaccine, Moderna COVID-19 Vaccine and Pfizer-BioNTech COVID-19 Vaccine). These data summarize the number of people who have received either their first dose or have completed the series for a COVID-19 vaccine. **A person can only be counted in one category, first dose or series complete.** For persons receiving Moderna or Pfizer vaccines, once they receive their second dose, they are moved from the first dose column to the series completed column. **Because of this, the total first dose category may show a change from report to report not matching the total receiving their first dose from the previous day.** Persons receiving Johnson & Johnson vaccines will always be counted in the series completed column.

COVID-19 doses for vaccinated persons in Florida	
Doses administered	210,904
People receiving one dose of a 1-dose series (Johnson & Johnson) or receiving only one dose of a 2-dose series (Moderna, Pfizer) count once. Persons receiving both doses of a 2-dose series count twice.	

Current status of persons vaccinated for COVID-19 in Florida	
Total people vaccinated	122,751
First dose	29,651
Series completed	93,100
Completed 1-dose series	4,947
Completed 2-dose series	88,153
First dose: current number of people who have only received their first dose of the Moderna or Pfizer vaccine.	
Series complete: current number of people who have received both Moderna or Pfizer vaccine doses or one Johnson & Johnson dose and are considered fully immunized.	

Demographic summary	First dose	Series complete	Total people vaccinated
Age group	29,651	93,100	122,751
16-24 years	11,118	9,419	20,537
25-34 years	6,036	13,860	19,896
35-44 years	3,976	11,466	15,442
45-54 years	2,904	11,588	14,492
55-64 years	2,931	15,613	18,544
65-74 years	1,570	18,606	20,176
75-84 years	739	9,205	9,944
85+ years	377	3,343	3,720
Race	29,651	93,100	122,751
White	18,378	64,898	83,276
Black	3,603	9,282	12,885
American Indian/Alaskan	112	308	420
Other	5,503	13,899	19,402
Unknown	2,055	4,713	6,768
Other race includes Asian, native Hawaiian/Pacific Islander, or other.			
Ethnicity	29,651	93,100	122,751
Hispanic	4,351	7,197	11,548
Non-Hispanic	18,825	63,099	81,924
Unknown	6,475	22,804	29,279
Gender	29,651	93,100	122,751
Female	15,350	53,535	68,885
Male	14,249	39,523	53,772
Unknown	52	42	94



COVID-19: Baker County vaccine summary

Vaccination data through May 11, 2021 as of May 12, 2021 at 12:05 AM

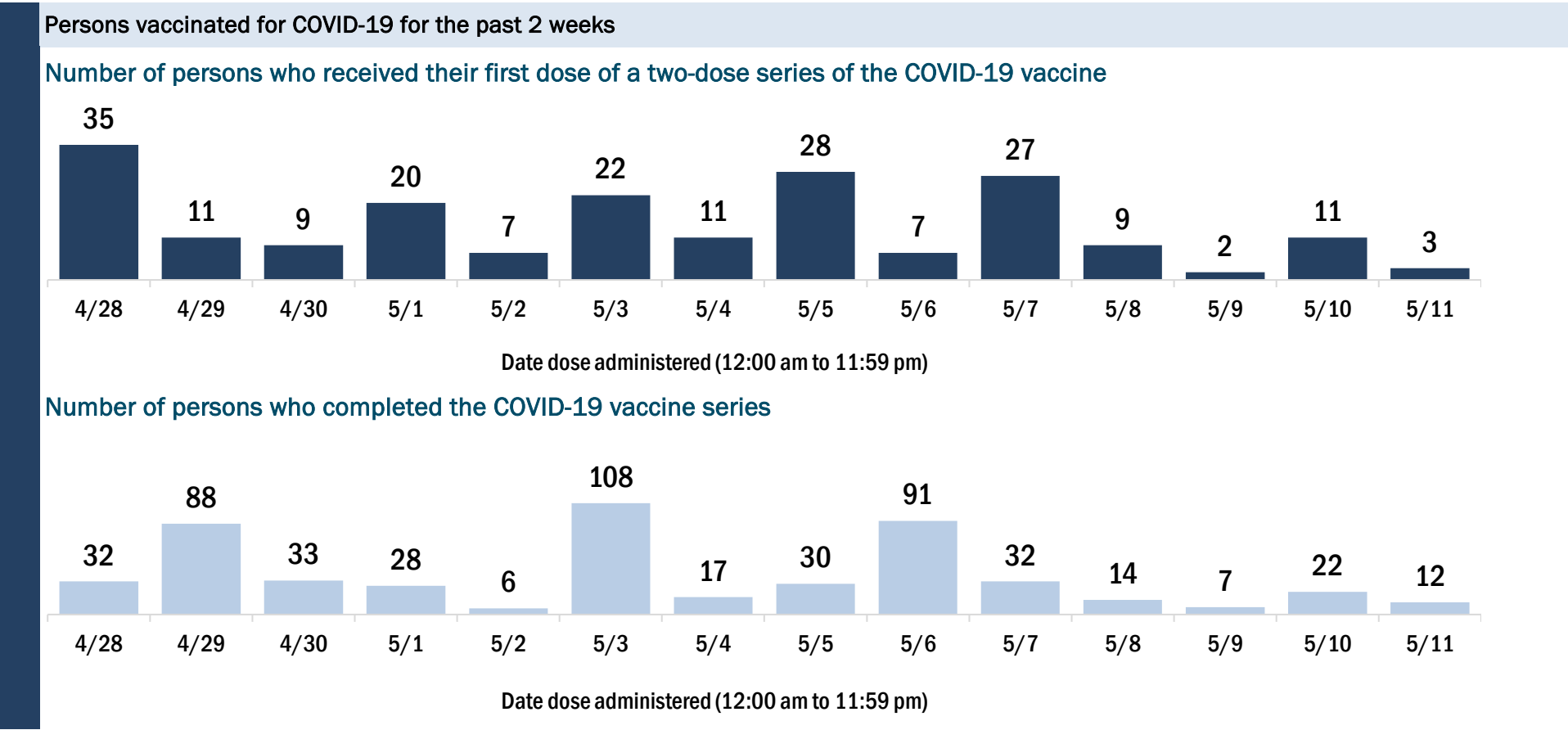
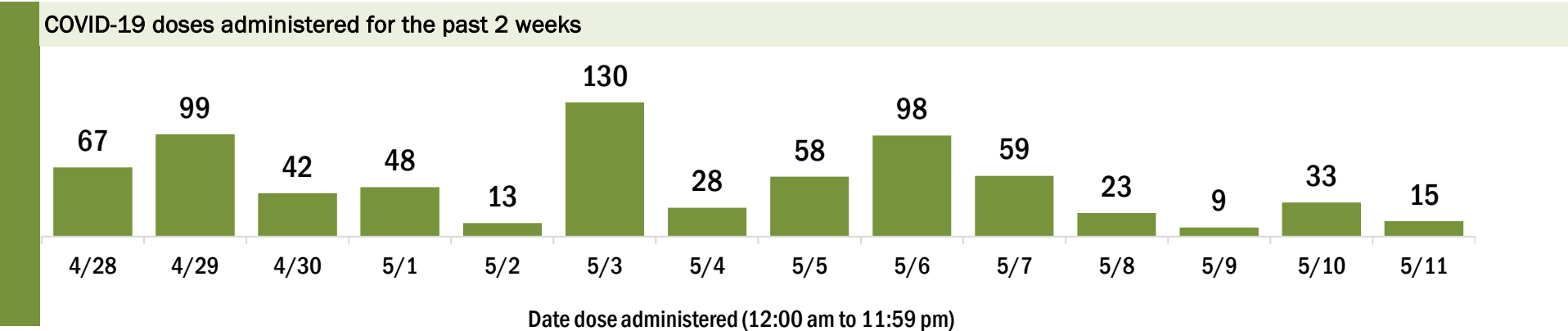
Data in this report are provisional and subject to change.

Data in this summary pertain to COVID-19 vaccines approved by the U.S. Food and Drug Administration and have been issued an Emergency Use Authorization (Janssen COVID-19 Vaccine, Moderna COVID-19 Vaccine and Pfizer-BioNTech COVID-19 Vaccine). These data summarize the number of people who have received either their first dose or have completed the series for a COVID-19 vaccine. **A person can only be counted in one category, first dose or series complete.** For persons receiving Moderna or Pfizer vaccines, once they receive their second dose, they are moved from the first dose column to the series completed column. **Because of this, the total first dose category may show a change from report to report not matching the total receiving their first dose from the previous day.** Persons receiving Johnson & Johnson vaccines will always be counted in the series completed column.

COVID-19 doses for vaccinated persons in Florida	
Doses administered	10,303
People receiving one dose of a 1-dose series (Johnson & Johnson) or receiving only one dose of a 2-dose series (Moderna, Pfizer) count once. Persons receiving both doses of a 2-dose series count twice.	

Current status of persons vaccinated for COVID-19 in Florida	
Total people vaccinated	6,089
First dose	1,715
Series completed	4,374
Completed 1-dose series	160
Completed 2-dose series	4,214
First dose: current number of people who have only received their first dose of the Moderna or Pfizer vaccine.	
Series complete: current number of people who have received both Moderna or Pfizer vaccine doses or one Johnson & Johnson dose and are considered fully immunized.	

Demographic summary	First dose	Series complete	Total people vaccinated
Age group	1,715	4,374	6,089
16-24 years	93	119	212
25-34 years	258	202	460
35-44 years	361	323	684
45-54 years	383	538	921
55-64 years	367	991	1,358
65-74 years	154	1,319	1,473
75-84 years	70	689	759
85+ years	29	193	222
Race	1,715	4,374	6,089
White	1,053	3,493	4,546
Black	499	406	905
American Indian/Alaskan	3	21	24
Other	106	238	344
Unknown	54	216	270
Other race includes Asian, native Hawaiian/Pacific Islander, or other.			
Ethnicity	1,715	4,374	6,089
Hispanic	44	98	142
Non-Hispanic	849	3,250	4,099
Unknown	822	1,026	1,848
Gender	1,715	4,374	6,089
Female	509	2,425	2,934
Male	1,197	1,948	3,145
Unknown	9	1	10



COVID-19: Bay County vaccine summary

Vaccination data through May 11, 2021 as of May 12, 2021 at 12:05 AM

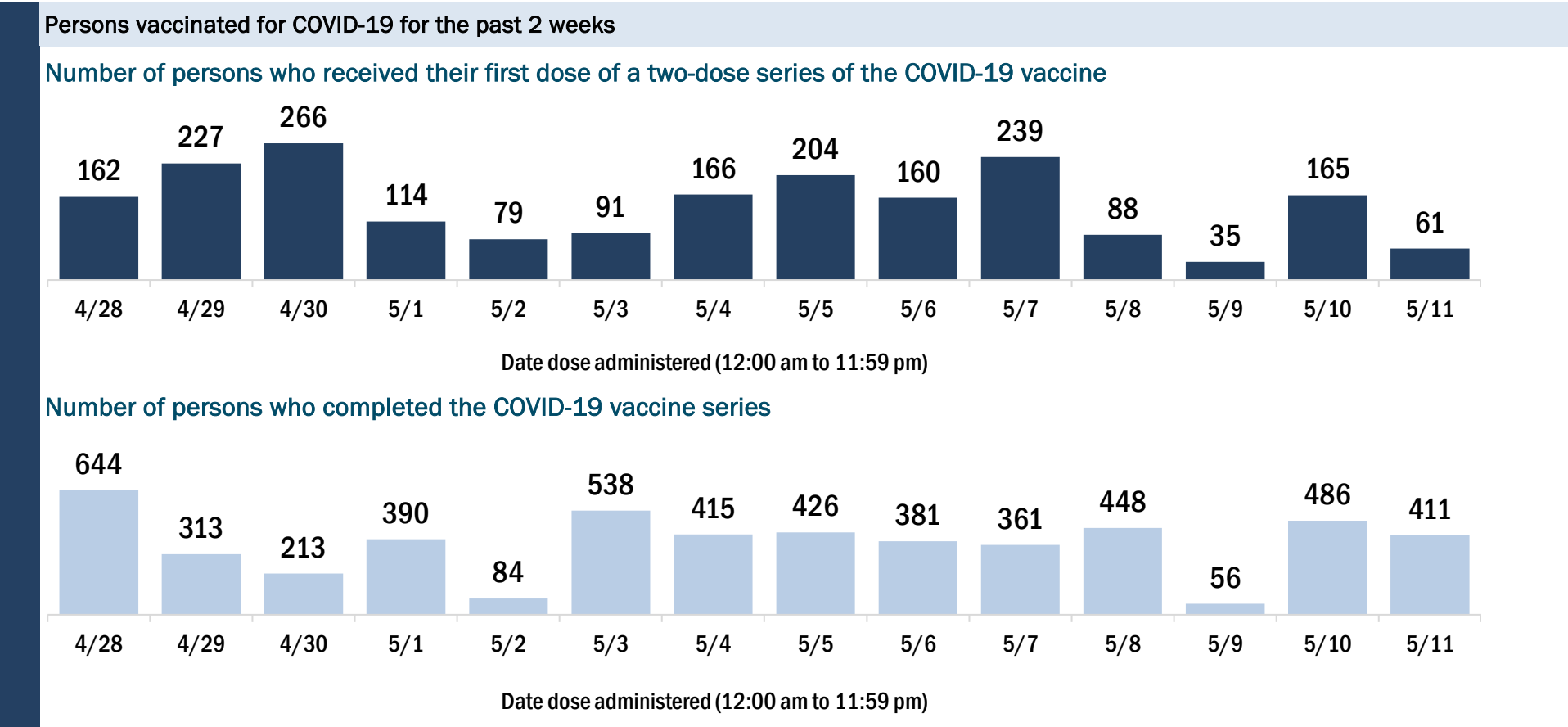
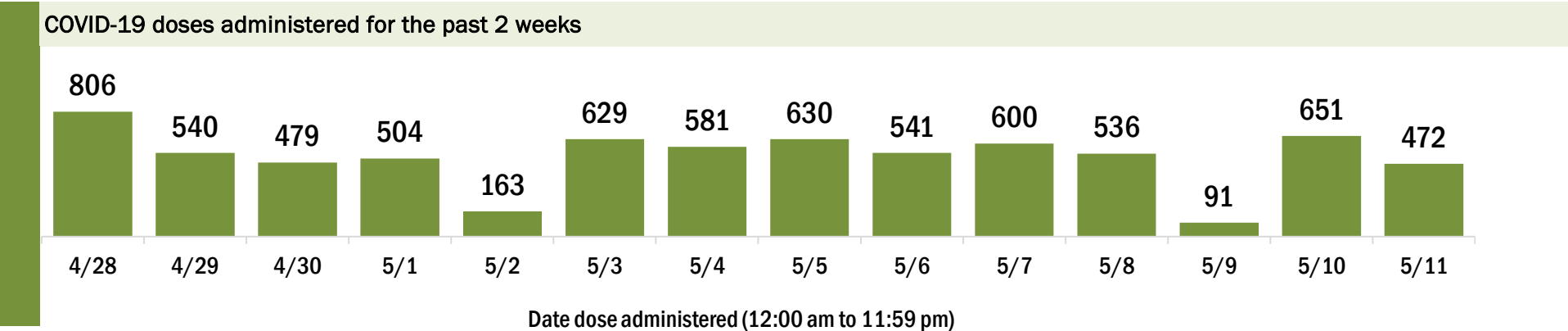
Data in this report are provisional and subject to change.

Data in this summary pertain to COVID-19 vaccines approved by the U.S. Food and Drug Administration and have been issued an Emergency Use Authorization (Janssen COVID-19 Vaccine, Moderna COVID-19 Vaccine and Pfizer-BioNTech COVID-19 Vaccine). These data summarize the number of people who have received either their first dose or have completed the series for a COVID-19 vaccine. **A person can only be counted in one category, first dose or series complete.** For persons receiving Moderna or Pfizer vaccines, once they receive their second dose, they are moved from the first dose column to the series completed column. **Because of this, the total first dose category may show a change from report to report not matching the total receiving their first dose from the previous day.** Persons receiving Johnson & Johnson vaccines will always be counted in the series completed column.

COVID-19 doses for vaccinated persons in Florida	
Doses administered	90,357
People receiving one dose of a 1-dose series (Johnson & Johnson) or receiving only one dose of a 2-dose series (Moderna, Pfizer) count once. Persons receiving both doses of a 2-dose series count twice.	

Current status of persons vaccinated for COVID-19 in Florida	
Total people vaccinated	53,327
First dose	10,576
Series completed	42,751
Completed 1-dose series	5,721
Completed 2-dose series	37,030
First dose: current number of people who have only received their first dose of the Moderna or Pfizer vaccine.	
Series complete: current number of people who have received both Moderna or Pfizer vaccine doses or one Johnson & Johnson dose and are considered fully immunized.	

Demographic summary	First dose	Series complete	Total people vaccinated
Age group	10,576	42,751	53,327
16-24 years	1,080	1,382	2,462
25-34 years	1,325	2,372	3,697
35-44 years	1,548	3,737	5,285
45-54 years	1,782	5,359	7,141
55-64 years	2,379	9,818	12,197
65-74 years	1,479	12,192	13,671
75-84 years	711	6,033	6,744
85+ years	272	1,858	2,130
Race	10,576	42,751	53,327
White	6,559	30,011	36,570
Black	826	2,735	3,561
American Indian/Alaskan	57	199	256
Other	1,360	3,428	4,788
Unknown	1,774	6,378	8,152
Other race includes Asian, native Hawaiian/Pacific Islander, or other.			
Ethnicity	10,576	42,751	53,327
Hispanic	887	1,824	2,711
Non-Hispanic	6,031	26,093	32,124
Unknown	3,658	14,834	18,492
Gender	10,576	42,751	53,327
Female	5,750	23,592	29,342
Male	4,822	19,152	23,974
Unknown	4	7	11



COVID-19: Bradford County vaccine summary

Vaccination data through May 11, 2021 as of May 12, 2021 at 12:05 AM

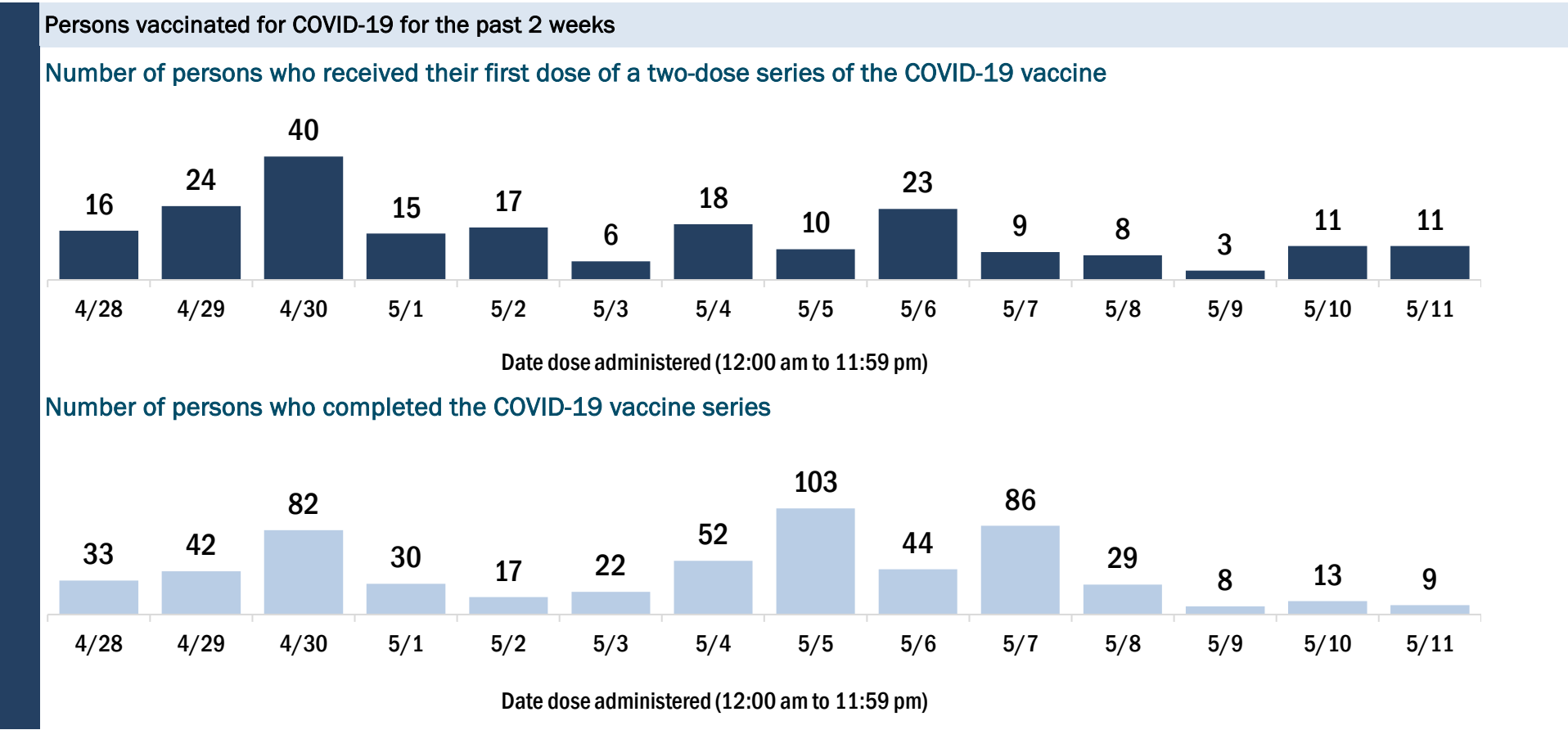
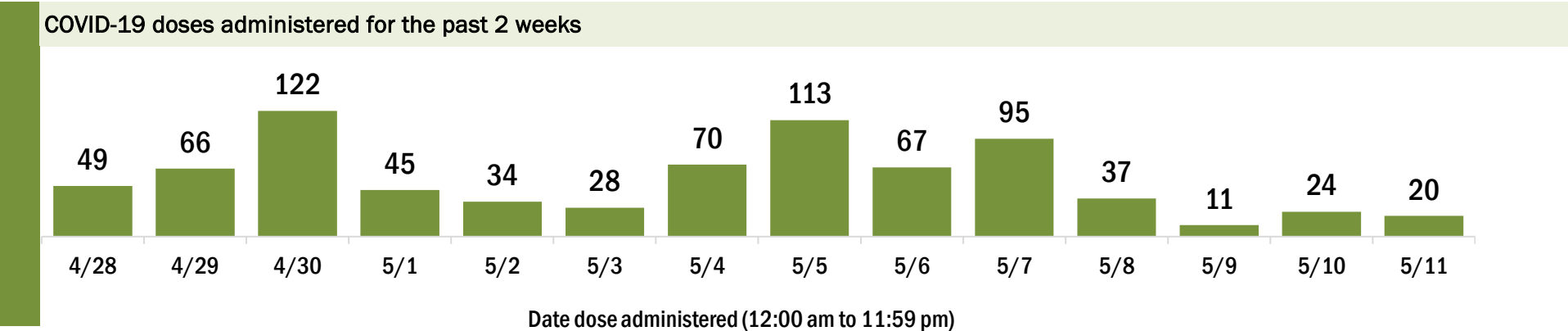
Data in this report are provisional and subject to change.

Data in this summary pertain to COVID-19 vaccines approved by the U.S. Food and Drug Administration and have been issued an Emergency Use Authorization (Janssen COVID-19 Vaccine, Moderna COVID-19 Vaccine and Pfizer-BioNTech COVID-19 Vaccine). These data summarize the number of people who have received either their first dose or have completed the series for a COVID-19 vaccine. **A person can only be counted in one category, first dose or series complete.** For persons receiving Moderna or Pfizer vaccines, once they receive their second dose, they are moved from the first dose column to the series completed column. **Because of this, the total first dose category may show a change from report to report not matching the total receiving their first dose from the previous day.** Persons receiving Johnson & Johnson vaccines will always be counted in the series completed column.

COVID-19 doses for vaccinated persons in Florida	
Doses administered	11,092
People receiving one dose of a 1-dose series (Johnson & Johnson) or receiving only one dose of a 2-dose series (Moderna, Pfizer) count once. Persons receiving both doses of a 2-dose series count twice.	

Current status of persons vaccinated for COVID-19 in Florida	
Total people vaccinated	6,788
First dose	2,122
Series completed	4,666
Completed 1-dose series	362
Completed 2-dose series	4,304
First dose: current number of people who have only received their first dose of the Moderna or Pfizer vaccine.	
Series complete: current number of people who have received both Moderna or Pfizer vaccine doses or one Johnson & Johnson dose and are considered fully immunized.	

Demographic summary	First dose	Series complete	Total people vaccinated
Age group	2,122	4,666	6,788
16-24 years	120	101	221
25-34 years	315	213	528
35-44 years	515	263	778
45-54 years	472	478	950
55-64 years	444	1,041	1,485
65-74 years	163	1,470	1,633
75-84 years	69	837	906
85+ years	24	263	287
Race	2,122	4,666	6,788
White	1,161	3,521	4,682
Black	739	597	1,336
American Indian/Alaskan	3	31	34
Other	151	364	515
Unknown	68	153	221
Other race includes Asian, native Hawaiian/Pacific Islander, or other.			
Ethnicity	2,122	4,666	6,788
Hispanic	130	89	219
Non-Hispanic	1,323	4,036	5,359
Unknown	669	541	1,210
Gender	2,122	4,666	6,788
Female	441	2,695	3,136
Male	1,680	1,971	3,651
Unknown	1	0	1



COVID-19: Brevard County vaccine summary

Vaccination data through May 11, 2021 as of May 12, 2021 at 12:05 AM

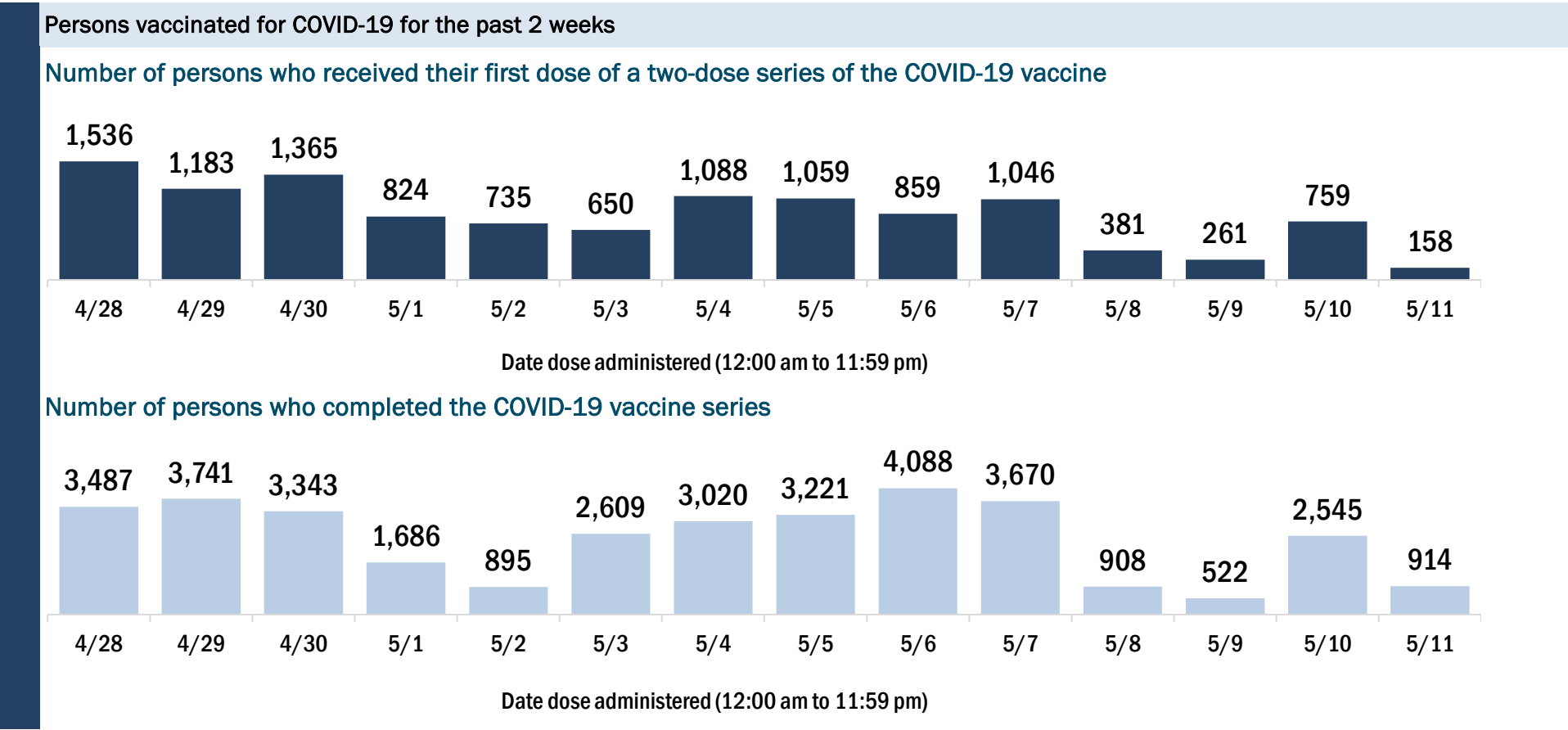
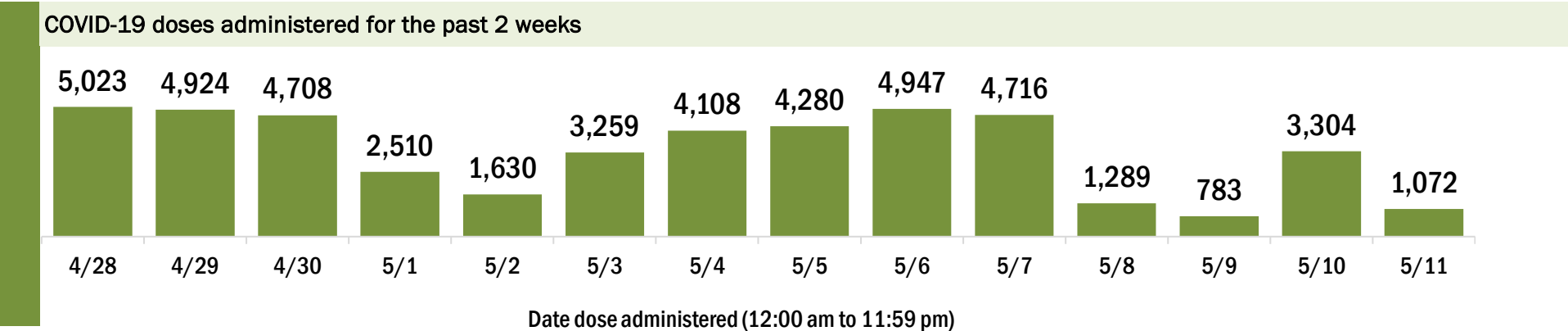
Data in this report are provisional and subject to change.

Data in this summary pertain to COVID-19 vaccines approved by the U.S. Food and Drug Administration and have been issued an Emergency Use Authorization (Janssen COVID-19 Vaccine, Moderna COVID-19 Vaccine and Pfizer-BioNTech COVID-19 Vaccine). These data summarize the number of people who have received either their first dose or have completed the series for a COVID-19 vaccine. **A person can only be counted in one category, first dose or series complete.** For persons receiving Moderna or Pfizer vaccines, once they receive their second dose, they are moved from the first dose column to the series completed column. **Because of this, the total first dose category may show a change from report to report not matching the total receiving their first dose from the previous day.** Persons receiving Johnson & Johnson vaccines will always be counted in the series completed column.

COVID-19 doses for vaccinated persons in Florida	
Doses administered	437,300
People receiving one dose of a 1-dose series (Johnson & Johnson) or receiving only one dose of a 2-dose series (Moderna, Pfizer) count once. Persons receiving both doses of a 2-dose series count twice.	

Current status of persons vaccinated for COVID-19 in Florida	
Total people vaccinated	256,063
First dose	55,889
Series completed	200,174
Completed 1-dose series	18,937
Completed 2-dose series	181,237
First dose: current number of people who have only received their first dose of the Moderna or Pfizer vaccine.	
Series complete: current number of people who have received both Moderna or Pfizer vaccine doses or one Johnson & Johnson dose and are considered fully immunized.	

Demographic summary	First dose	Series complete	Total people vaccinated
Age group	55,889	200,174	256,063
16-24 years	6,269	7,333	13,602
25-34 years	7,107	11,100	18,207
35-44 years	7,375	15,446	22,821
45-54 years	8,107	23,159	31,266
55-64 years	11,562	46,146	57,708
65-74 years	8,449	54,716	63,165
75-84 years	4,809	31,008	35,817
85+ years	2,211	11,266	13,477
Race	55,889	200,174	256,063
White	36,171	136,215	172,386
Black	4,382	10,428	14,810
American Indian/Alaskan	333	860	1,193
Other	5,672	18,135	23,807
Unknown	9,331	34,536	43,867
Other race includes Asian, native Hawaiian/Pacific Islander, or other.			
Ethnicity	55,889	200,174	256,063
Hispanic	5,059	10,961	16,020
Non-Hispanic	31,675	113,753	145,428
Unknown	19,155	75,460	94,615
Gender	55,889	200,174	256,063
Female	29,454	113,193	142,647
Male	26,315	86,764	113,079
Unknown	120	217	337



COVID-19: Broward County vaccine summary

Vaccination data through May 11, 2021 as of May 12, 2021 at 12:05 AM

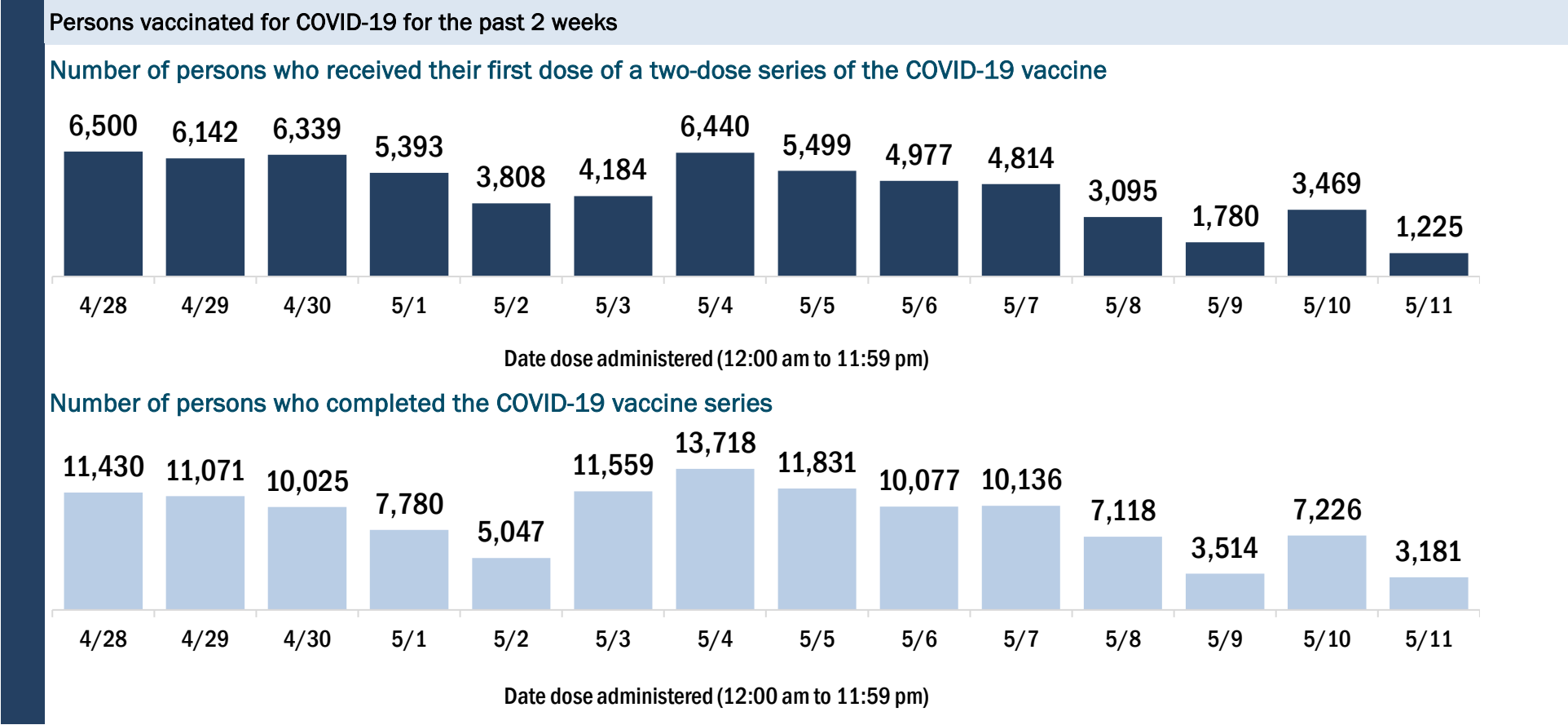
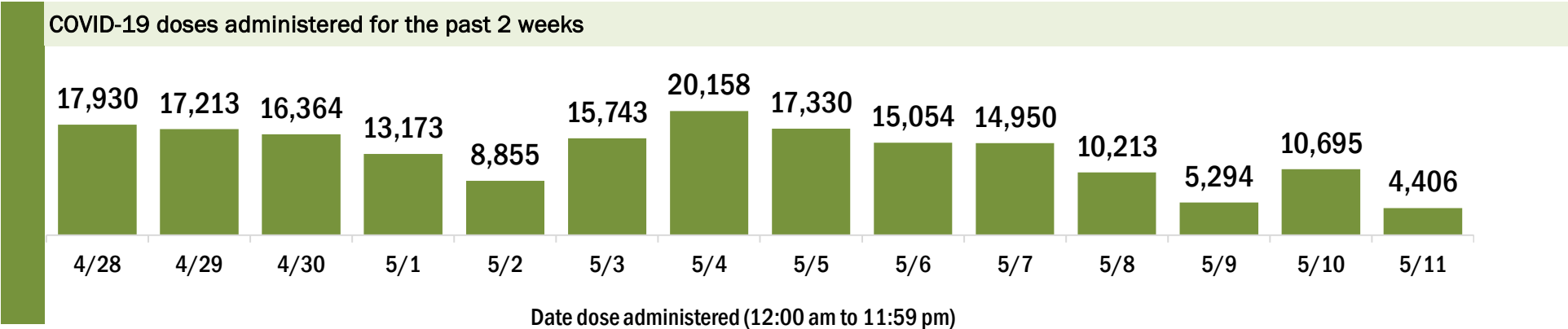
Data in this report are provisional and subject to change.

Data in this summary pertain to COVID-19 vaccines approved by the U.S. Food and Drug Administration and have been issued an Emergency Use Authorization (Janssen COVID-19 Vaccine, Moderna COVID-19 Vaccine and Pfizer-BioNTech COVID-19 Vaccine). These data summarize the number of people who have received either their first dose or have completed the series for a COVID-19 vaccine. **A person can only be counted in one category, first dose or series complete.** For persons receiving Moderna or Pfizer vaccines, once they receive their second dose, they are moved from the first dose column to the series completed column. **Because of this, the total first dose category may show a change from report to report not matching the total receiving their first dose from the previous day.** Persons receiving Johnson & Johnson vaccines will always be counted in the series completed column.

COVID-19 doses for vaccinated persons in Florida	
Doses administered	1,499,856
People receiving one dose of a 1-dose series (Johnson & Johnson) or receiving only one dose of a 2-dose series (Moderna, Pfizer) count once. Persons receiving both doses of a 2-dose series count twice.	

Current status of persons vaccinated for COVID-19 in Florida	
Total people vaccinated	885,926
First dose	217,425
Series completed	668,501
Completed 1-dose series	54,571
Completed 2-dose series	613,930
First dose: current number of people who have only received their first dose of the Moderna or Pfizer vaccine.	
Series complete: current number of people who have received both Moderna or Pfizer vaccine doses or one Johnson & Johnson dose and are considered fully immunized.	

Demographic summary	First dose	Series complete	Total people vaccinated
Age group	217,425	668,501	885,926
16-24 years	25,674	36,815	62,489
25-34 years	28,446	54,834	83,280
35-44 years	34,830	82,197	117,027
45-54 years	38,691	115,623	154,314
55-64 years	38,572	149,078	187,650
65-74 years	28,944	136,117	165,061
75-84 years	15,165	68,748	83,913
85+ years	7,103	25,089	32,192
Race	217,425	668,501	885,926
White	117,579	413,021	530,600
Black	29,824	81,316	111,140
American Indian/Alaskan	1,062	2,697	3,759
Other	26,460	80,049	106,509
Unknown	42,500	91,418	133,918
Other race includes Asian, native Hawaiian/Pacific Islander, or other.			
Ethnicity	217,425	668,501	885,926
Hispanic	62,869	157,051	219,920
Non-Hispanic	79,409	324,053	403,462
Unknown	75,147	187,397	262,544
Gender	217,425	668,501	885,926
Female	113,846	361,817	475,663
Male	102,866	305,473	408,339
Unknown	713	1,211	1,924



COVID-19: Calhoun County vaccine summary

Vaccination data through May 11, 2021 as of May 12, 2021 at 12:05 AM

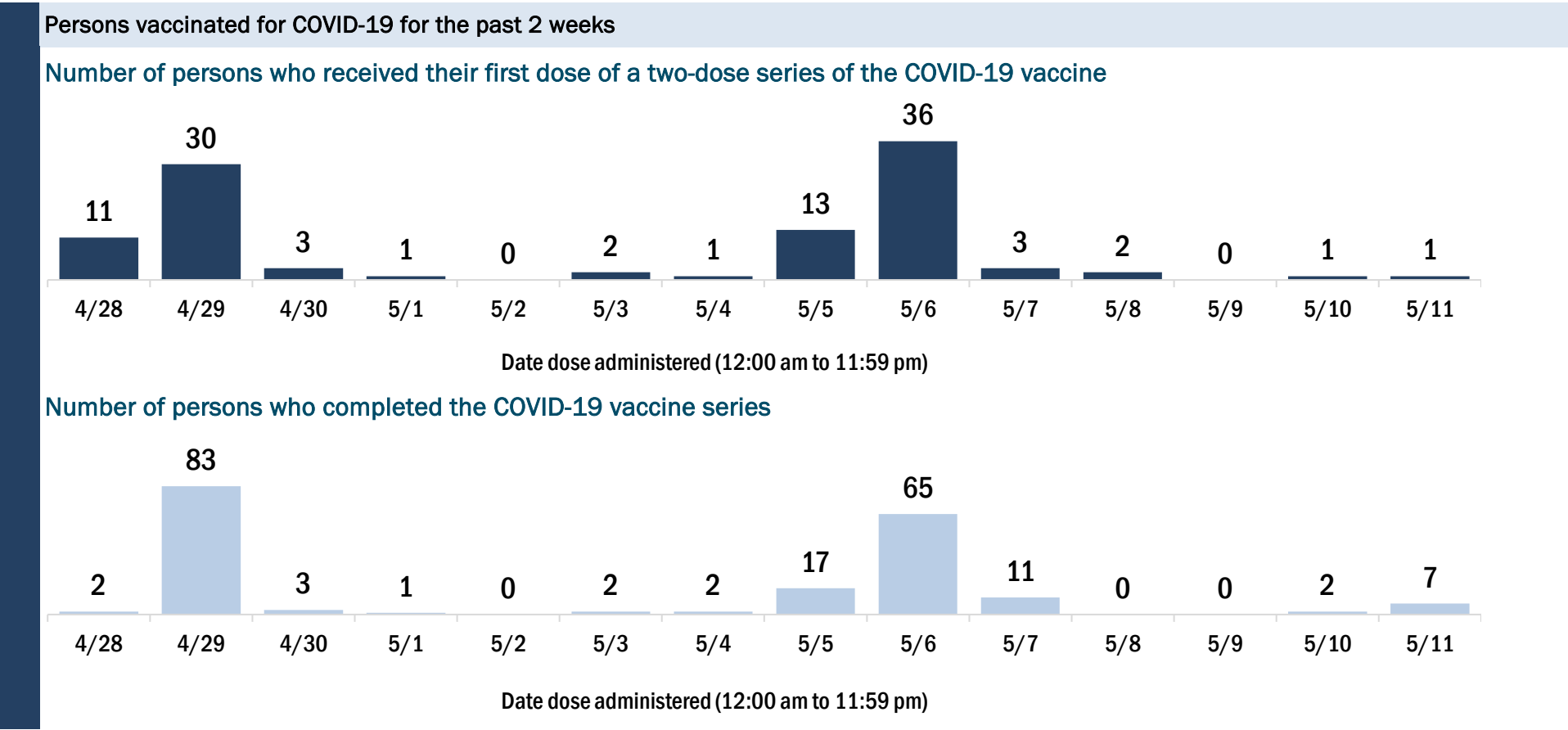
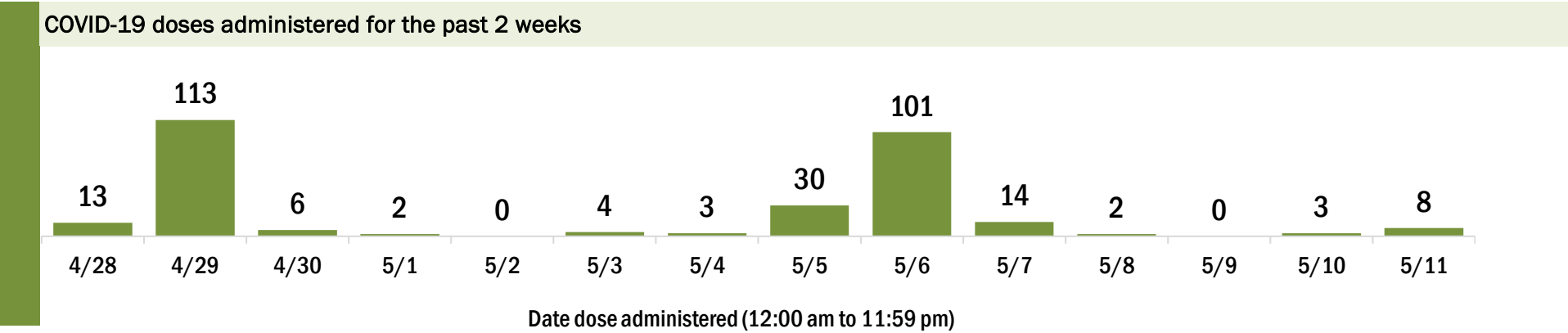
Data in this report are provisional and subject to change.

Data in this summary pertain to COVID-19 vaccines approved by the U.S. Food and Drug Administration and have been issued an Emergency Use Authorization (Janssen COVID-19 Vaccine, Moderna COVID-19 Vaccine and Pfizer-BioNTech COVID-19 Vaccine). These data summarize the number of people who have received either their first dose or have completed the series for a COVID-19 vaccine. **A person can only be counted in one category, first dose or series complete.** For persons receiving Moderna or Pfizer vaccines, once they receive their second dose, they are moved from the first dose column to the series completed column. **Because of this, the total first dose category may show a change from report to report not matching the total receiving their first dose from the previous day.** Persons receiving Johnson & Johnson vaccines will always be counted in the series completed column.

COVID-19 doses for vaccinated persons in Florida	
Doses administered	5,509
People receiving one dose of a 1-dose series (Johnson & Johnson) or receiving only one dose of a 2-dose series (Moderna, Pfizer) count once. Persons receiving both doses of a 2-dose series count twice.	

Current status of persons vaccinated for COVID-19 in Florida	
Total people vaccinated	3,256
First dose	817
Series completed	2,439
Completed 1-dose series	186
Completed 2-dose series	2,253
First dose: current number of people who have only received their first dose of the Moderna or Pfizer vaccine.	
Series complete: current number of people who have received both Moderna or Pfizer vaccine doses or one Johnson & Johnson dose and are considered fully immunized.	

Demographic summary	First dose	Series complete	Total people vaccinated
Age group	817	2,439	3,256
16-24 years	47	36	83
25-34 years	100	73	173
35-44 years	163	135	298
45-54 years	189	247	436
55-64 years	159	488	647
65-74 years	92	808	900
75-84 years	48	469	517
85+ years	19	183	202
Race	817	2,439	3,256
White	506	1,713	2,219
Black	201	165	366
American Indian/Alaskan	5	16	21
Other	58	336	394
Unknown	47	209	256
Other race includes Asian, native Hawaiian/Pacific Islander, or other.			
Ethnicity	817	2,439	3,256
Hispanic	6	50	56
Non-Hispanic	204	1,358	1,562
Unknown	607	1,031	1,638
Gender	817	2,439	3,256
Female	200	1,356	1,556
Male	617	1,082	1,699
Unknown	0	1	1



COVID-19: Charlotte County vaccine summary

Vaccination data through May 11, 2021 as of May 12, 2021 at 12:05 AM

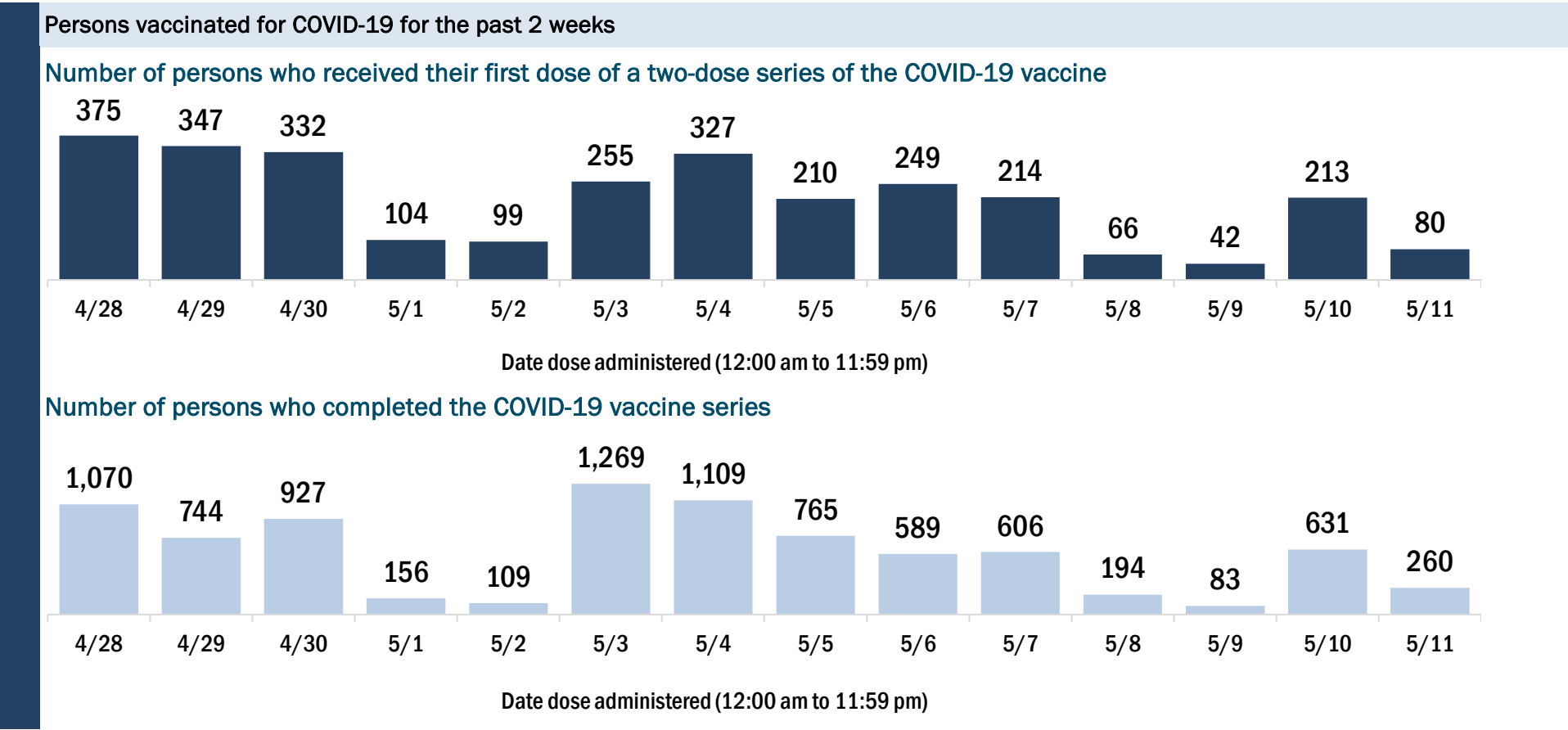
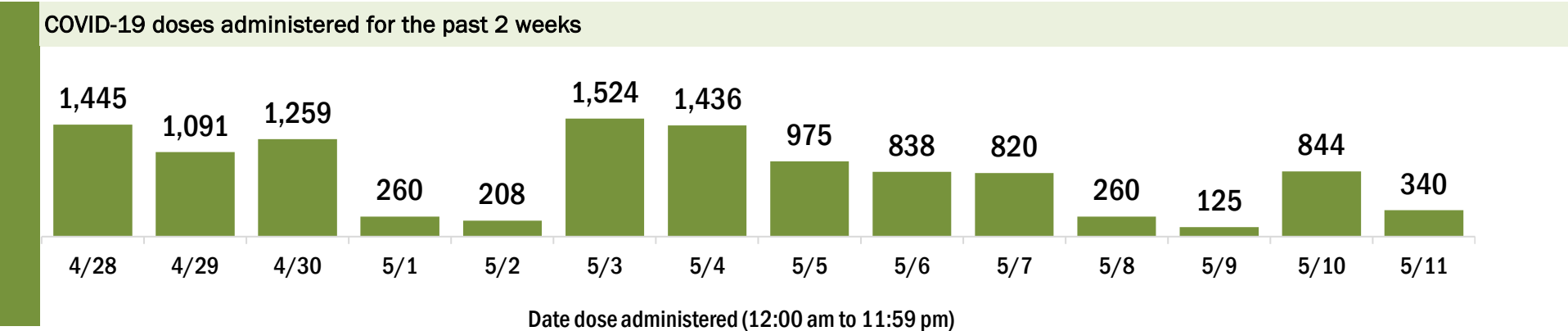
Data in this report are provisional and subject to change.

Data in this summary pertain to COVID-19 vaccines approved by the U.S. Food and Drug Administration and have been issued an Emergency Use Authorization (Janssen COVID-19 Vaccine, Moderna COVID-19 Vaccine and Pfizer-BioNTech COVID-19 Vaccine). These data summarize the number of people who have received either their first dose or have completed the series for a COVID-19 vaccine. **A person can only be counted in one category, first dose or series complete.** For persons receiving Moderna or Pfizer vaccines, once they receive their second dose, they are moved from the first dose column to the series completed column. **Because of this, the total first dose category may show a change from report to report not matching the total receiving their first dose from the previous day.** Persons receiving Johnson & Johnson vaccines will always be counted in the series completed column.

COVID-19 doses for vaccinated persons in Florida	
Doses administered	182,484
People receiving one dose of a 1-dose series (Johnson & Johnson) or receiving only one dose of a 2-dose series (Moderna, Pfizer) count once. Persons receiving both doses of a 2-dose series count twice.	

Current status of persons vaccinated for COVID-19 in Florida	
Total people vaccinated	106,494
First dose	24,486
Series completed	82,008
Completed 1-dose series	6,018
Completed 2-dose series	75,990
First dose: current number of people who have only received their first dose of the Moderna or Pfizer vaccine.	
Series complete: current number of people who have received both Moderna or Pfizer vaccine doses or one Johnson & Johnson dose and are considered fully immunized.	

Demographic summary	First dose	Series complete	Total people vaccinated
Age group	24,486	82,008	106,494
16-24 years	1,110	1,112	2,222
25-34 years	1,132	1,760	2,892
35-44 years	1,499	2,582	4,081
45-54 years	2,424	5,464	7,888
55-64 years	5,465	15,758	21,223
65-74 years	6,846	31,248	38,094
75-84 years	4,492	18,686	23,178
85+ years	1,518	5,398	6,916
Race	24,486	82,008	106,494
White	18,227	62,871	81,098
Black	886	1,565	2,451
American Indian/Alaskan	143	330	473
Other	1,760	5,376	7,136
Unknown	3,470	11,866	15,336
Other race includes Asian, native Hawaiian/Pacific Islander, or other.			
Ethnicity	24,486	82,008	106,494
Hispanic	1,150	2,280	3,430
Non-Hispanic	14,196	50,354	64,550
Unknown	9,140	29,374	38,514
Gender	24,486	82,008	106,494
Female	12,758	45,456	58,214
Male	11,696	36,524	48,220
Unknown	32	28	60



COVID-19: Citrus County vaccine summary

Vaccination data through May 11, 2021 as of May 12, 2021 at 12:05 AM

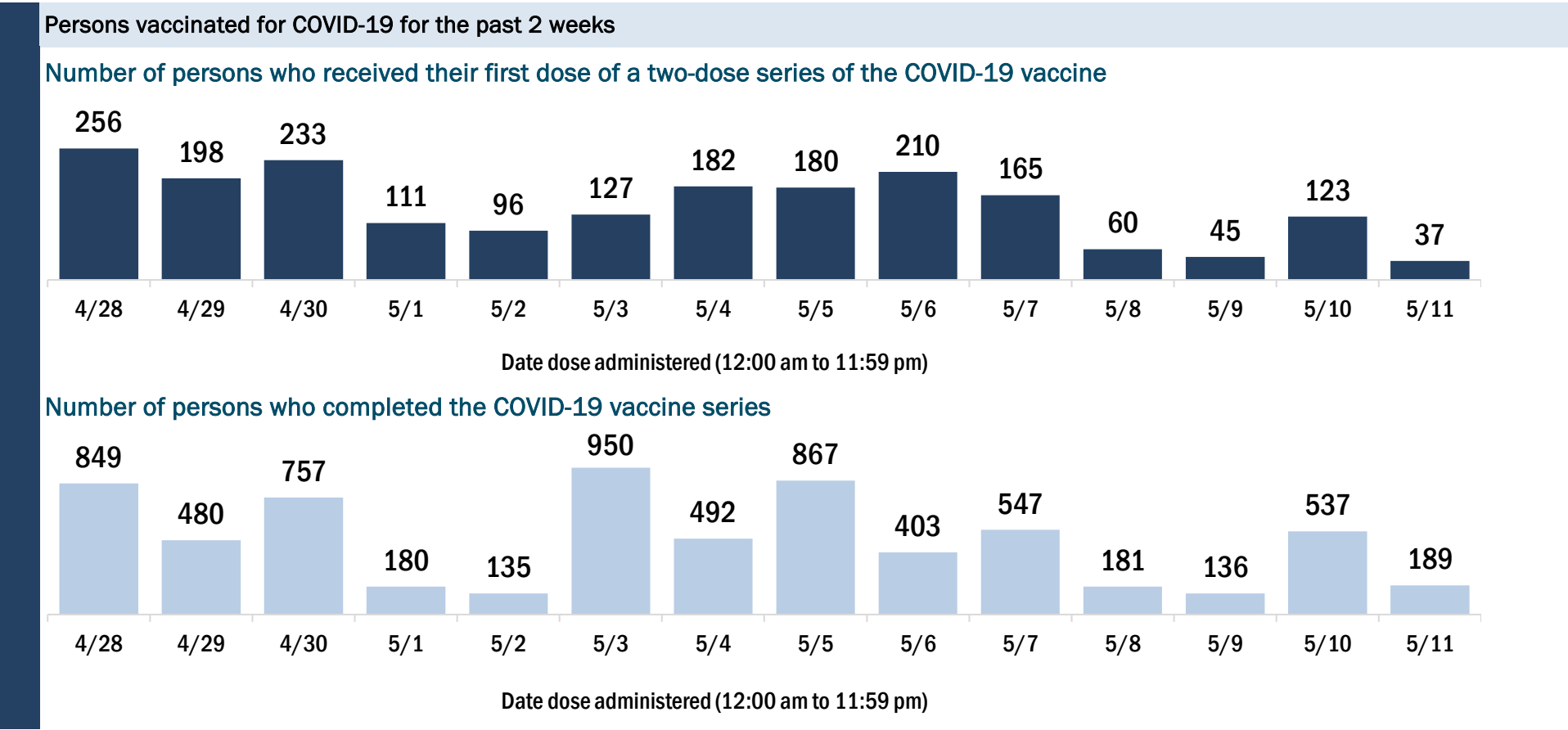
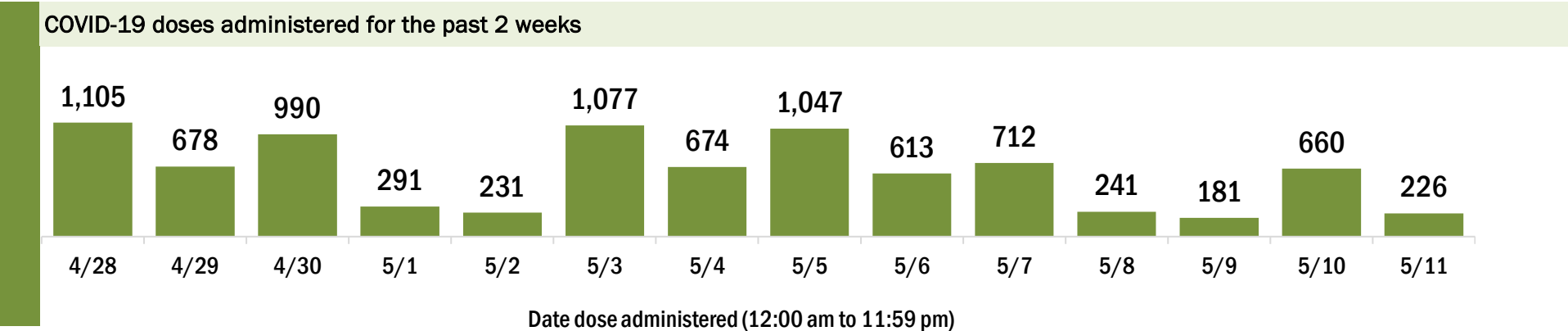
Data in this report are provisional and subject to change.

Data in this summary pertain to COVID-19 vaccines approved by the U.S. Food and Drug Administration and have been issued an Emergency Use Authorization (Janssen COVID-19 Vaccine, Moderna COVID-19 Vaccine and Pfizer-BioNTech COVID-19 Vaccine). These data summarize the number of people who have received either their first dose or have completed the series for a COVID-19 vaccine. **A person can only be counted in one category, first dose or series complete.** For persons receiving Moderna or Pfizer vaccines, once they receive their second dose, they are moved from the first dose column to the series completed column. **Because of this, the total first dose category may show a change from report to report not matching the total receiving their first dose from the previous day.** Persons receiving Johnson & Johnson vaccines will always be counted in the series completed column.

COVID-19 doses for vaccinated persons in Florida	
Doses administered	111,682
People receiving one dose of a 1-dose series (Johnson & Johnson) or receiving only one dose of a 2-dose series (Moderna, Pfizer) count once. Persons receiving both doses of a 2-dose series count twice.	

Current status of persons vaccinated for COVID-19 in Florida	
Total people vaccinated	62,019
First dose	10,341
Series completed	51,678
Completed 1-dose series	2,015
Completed 2-dose series	49,663
First dose: current number of people who have only received their first dose of the Moderna or Pfizer vaccine.	
Series complete: current number of people who have received both Moderna or Pfizer vaccine doses or one Johnson & Johnson dose and are considered fully immunized.	

Demographic summary	First dose	Series complete	Total people vaccinated
Age group	10,341	51,678	62,019
16-24 years	606	843	1,449
25-34 years	666	1,210	1,876
35-44 years	747	1,771	2,518
45-54 years	1,272	3,462	4,734
55-64 years	2,212	9,243	11,455
65-74 years	2,609	18,896	21,505
75-84 years	1,683	12,571	14,254
85+ years	546	3,682	4,228
Race	10,341	51,678	62,019
White	7,691	39,178	46,869
Black	227	776	1,003
American Indian/Alaskan	54	282	336
Other	743	3,395	4,138
Unknown	1,626	8,047	9,673
Other race includes Asian, native Hawaiian/Pacific Islander, or other.			
Ethnicity	10,341	51,678	62,019
Hispanic	474	1,684	2,158
Non-Hispanic	6,337	31,077	37,414
Unknown	3,530	18,917	22,447
Gender	10,341	51,678	62,019
Female	5,663	29,283	34,946
Male	4,655	22,382	27,037
Unknown	23	13	36



COVID-19: Clay County vaccine summary

Vaccination data through May 11, 2021 as of May 12, 2021 at 12:05 AM

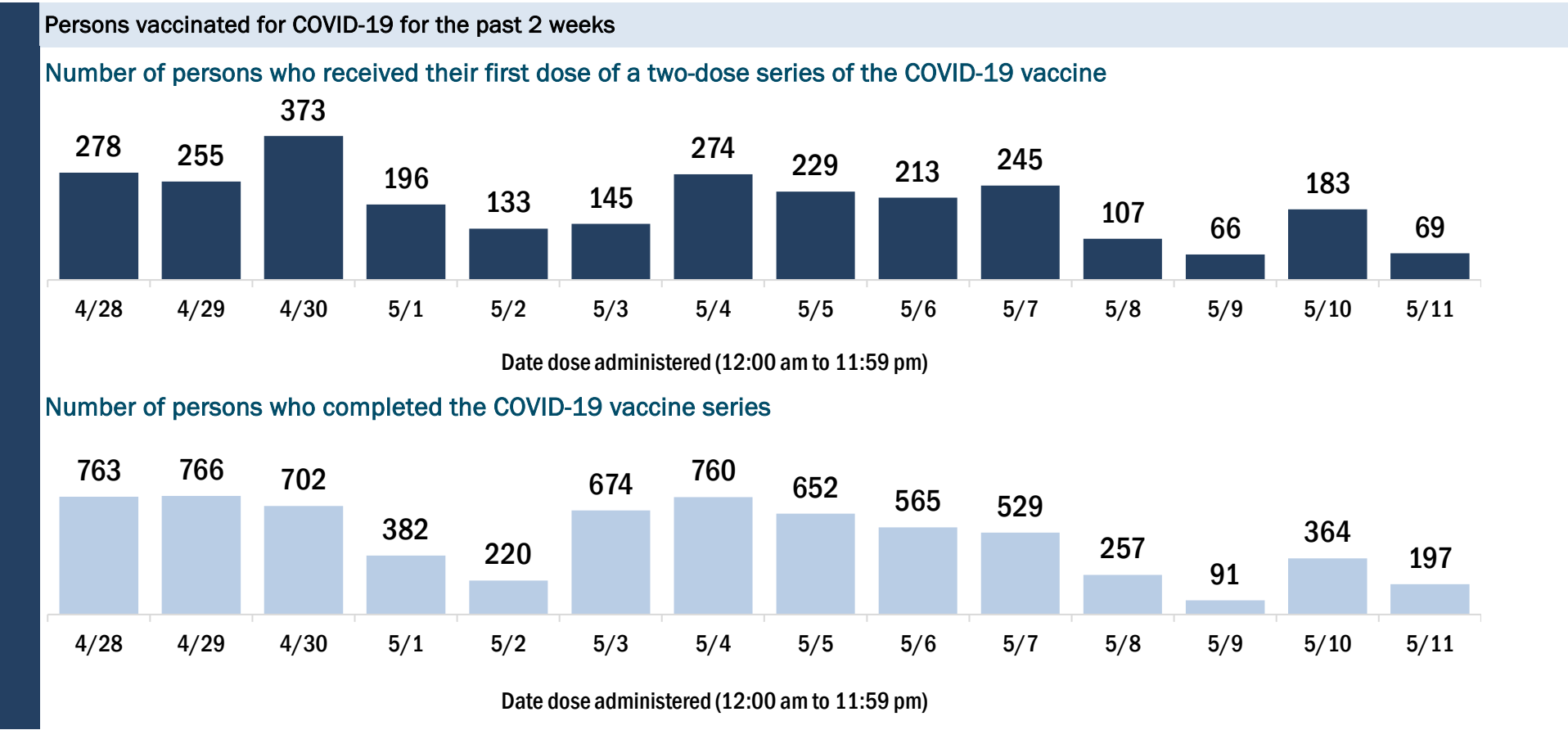
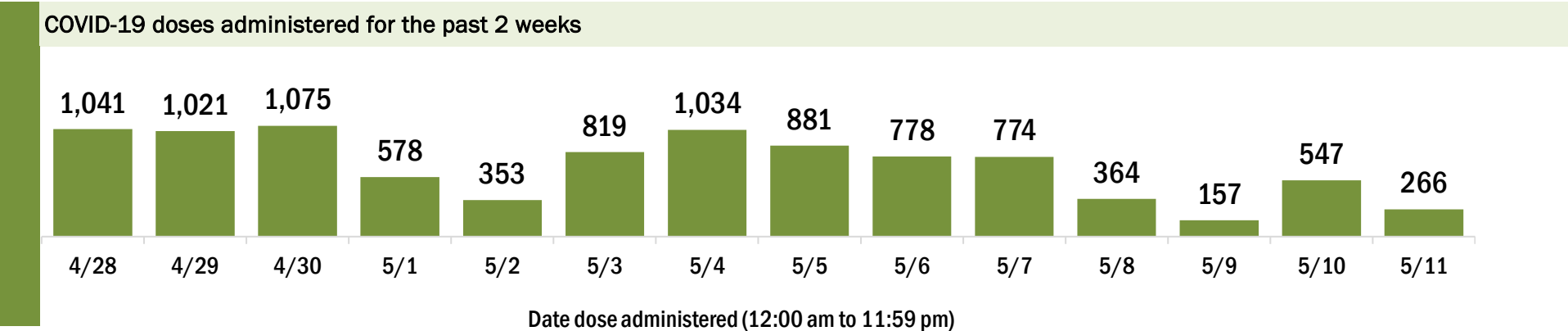
Data in this report are provisional and subject to change.

Data in this summary pertain to COVID-19 vaccines approved by the U.S. Food and Drug Administration and have been issued an Emergency Use Authorization (Janssen COVID-19 Vaccine, Moderna COVID-19 Vaccine and Pfizer-BioNTech COVID-19 Vaccine). These data summarize the number of people who have received either their first dose or have completed the series for a COVID-19 vaccine. **A person can only be counted in one category, first dose or series complete.** For persons receiving Moderna or Pfizer vaccines, once they receive their second dose, they are moved from the first dose column to the series completed column. **Because of this, the total first dose category may show a change from report to report not matching the total receiving their first dose from the previous day.** Persons receiving Johnson & Johnson vaccines will always be counted in the series completed column.

COVID-19 doses for vaccinated persons in Florida	
Doses administered	116,493
People receiving one dose of a 1-dose series (Johnson & Johnson) or receiving only one dose of a 2-dose series (Moderna, Pfizer) count once. Persons receiving both doses of a 2-dose series count twice.	

Current status of persons vaccinated for COVID-19 in Florida	
Total people vaccinated	65,720
First dose	11,373
Series completed	54,347
Completed 1-dose series	3,574
Completed 2-dose series	50,773
First dose: current number of people who have only received their first dose of the Moderna or Pfizer vaccine.	
Series complete: current number of people who have received both Moderna or Pfizer vaccine doses or one Johnson & Johnson dose and are considered fully immunized.	

Demographic summary	First dose	Series complete	Total people vaccinated
Age group	11,373	54,347	65,720
16-24 years	1,552	2,674	4,226
25-34 years	1,450	3,198	4,648
35-44 years	1,809	5,258	7,067
45-54 years	1,948	7,869	9,817
55-64 years	2,258	11,892	14,150
65-74 years	1,236	14,269	15,505
75-84 years	785	7,079	7,864
85+ years	335	2,108	2,443
Race	11,373	54,347	65,720
White	6,421	38,356	44,777
Black	1,013	3,894	4,907
American Indian/Alaskan	51	250	301
Other	1,559	5,354	6,913
Unknown	2,329	6,493	8,822
Other race includes Asian, native Hawaiian/Pacific Islander, or other.			
Ethnicity	11,373	54,347	65,720
Hispanic	910	3,030	3,940
Non-Hispanic	6,238	38,964	45,202
Unknown	4,225	12,353	16,578
Gender	11,373	54,347	65,720
Female	6,140	31,077	37,217
Male	5,065	23,265	28,330
Unknown	168	5	173



COVID-19: Collier County vaccine summary

Vaccination data through May 11, 2021 as of May 12, 2021 at 12:05 AM

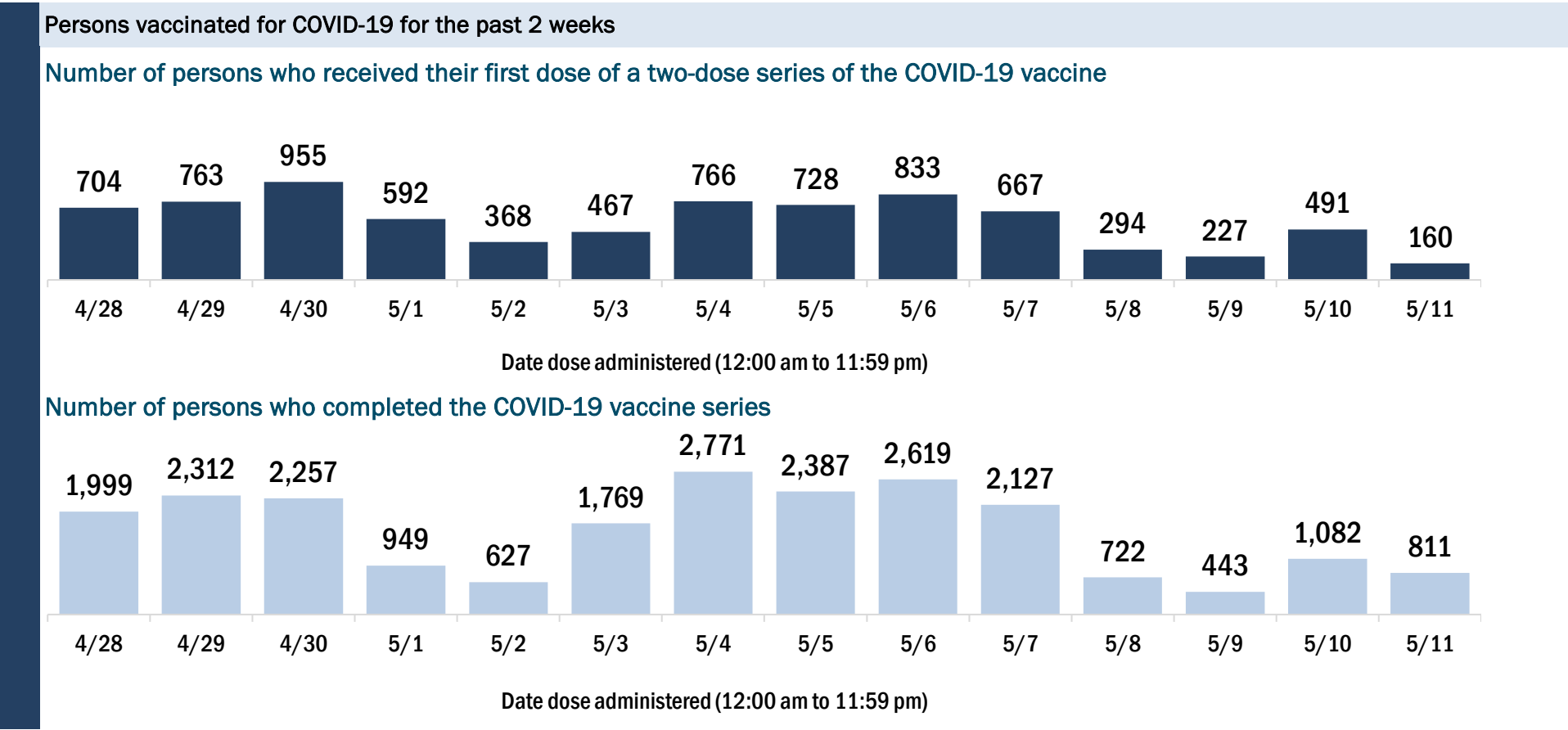
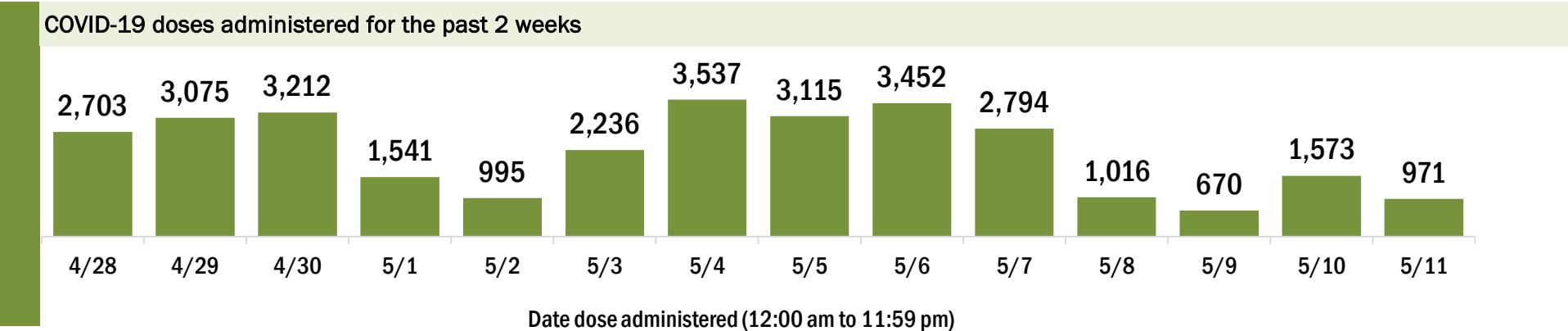
Data in this report are provisional and subject to change.

Data in this summary pertain to COVID-19 vaccines approved by the U.S. Food and Drug Administration and have been issued an Emergency Use Authorization (Janssen COVID-19 Vaccine, Moderna COVID-19 Vaccine and Pfizer-BioNTech COVID-19 Vaccine). These data summarize the number of people who have received either their first dose or have completed the series for a COVID-19 vaccine. **A person can only be counted in one category, first dose or series complete.** For persons receiving Moderna or Pfizer vaccines, once they receive their second dose, they are moved from the first dose column to the series completed column. **Because of this, the total first dose category may show a change from report to report not matching the total receiving their first dose from the previous day.** Persons receiving Johnson & Johnson vaccines will always be counted in the series completed column.

COVID-19 doses for vaccinated persons in Florida	
Doses administered	340,761
People receiving one dose of a 1-dose series (Johnson & Johnson) or receiving only one dose of a 2-dose series (Moderna, Pfizer) count once. Persons receiving both doses of a 2-dose series count twice.	

Current status of persons vaccinated for COVID-19 in Florida	
Total people vaccinated	197,728
First dose	40,747
Series completed	156,981
Completed 1-dose series	13,948
Completed 2-dose series	143,033
First dose: current number of people who have only received their first dose of the Moderna or Pfizer vaccine.	
Series complete: current number of people who have received both Moderna or Pfizer vaccine doses or one Johnson & Johnson dose and are considered fully immunized.	

Demographic summary	First dose	Series complete	Total people vaccinated
Age group	40,747	156,981	197,728
16-24 years	3,500	3,835	7,335
25-34 years	3,761	5,845	9,606
35-44 years	4,818	8,320	13,138
45-54 years	6,074	13,770	19,844
55-64 years	8,050	28,343	36,393
65-74 years	7,547	51,399	58,946
75-84 years	5,044	35,254	40,298
85+ years	1,953	10,215	12,168
Race	40,747	156,981	197,728
White	26,451	104,068	130,519
Black	1,067	2,181	3,248
American Indian/Alaskan	150	484	634
Other	4,593	12,726	17,319
Unknown	8,486	37,522	46,008
Other race includes Asian, native Hawaiian/Pacific Islander, or other.			
Ethnicity	40,747	156,981	197,728
Hispanic	7,955	13,364	21,319
Non-Hispanic	16,563	72,201	88,764
Unknown	16,229	71,416	87,645
Gender	40,747	156,981	197,728
Female	21,349	85,536	106,885
Male	19,154	71,162	90,316
Unknown	244	283	527



COVID-19: Columbia County vaccine summary

Vaccination data through May 11, 2021 as of May 12, 2021 at 12:05 AM

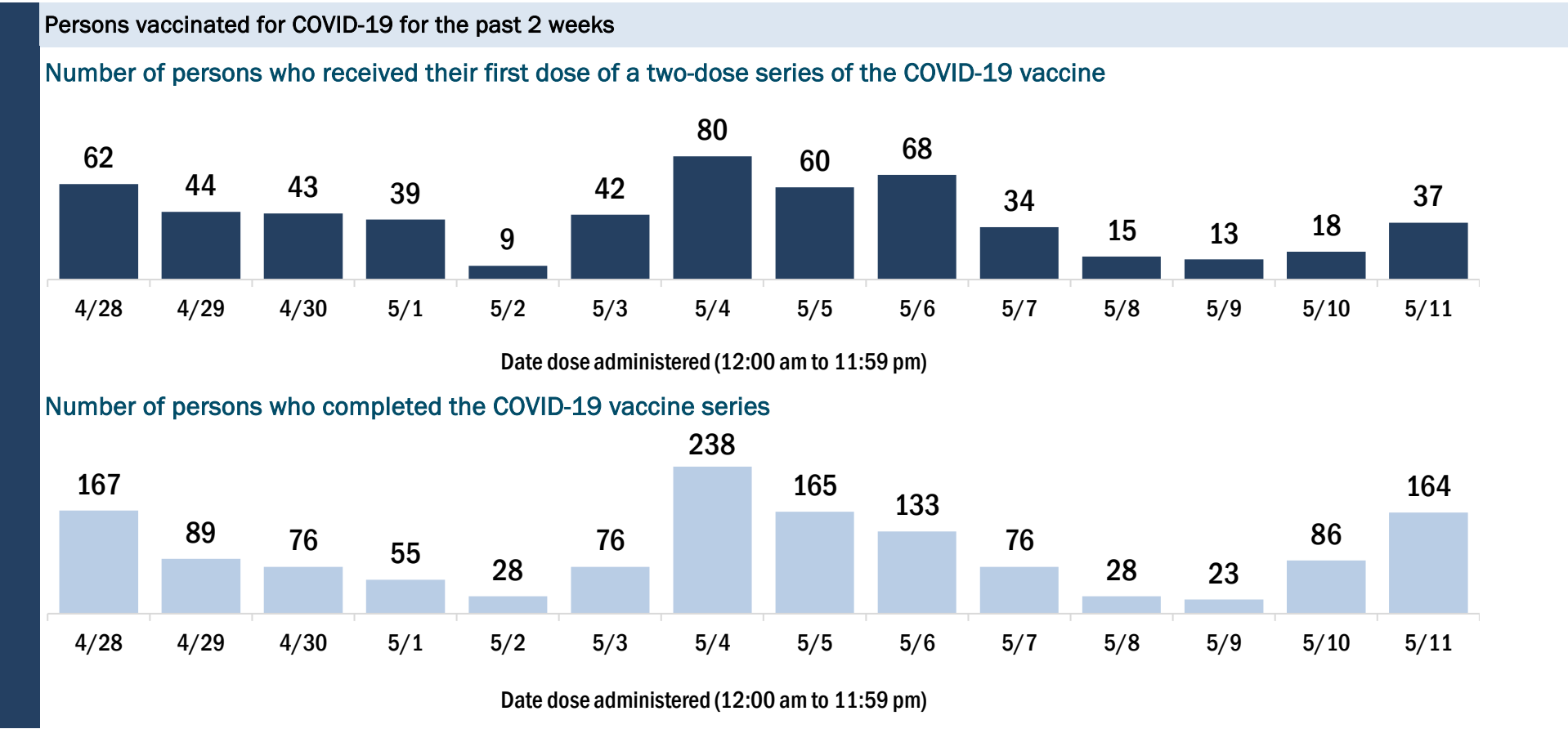
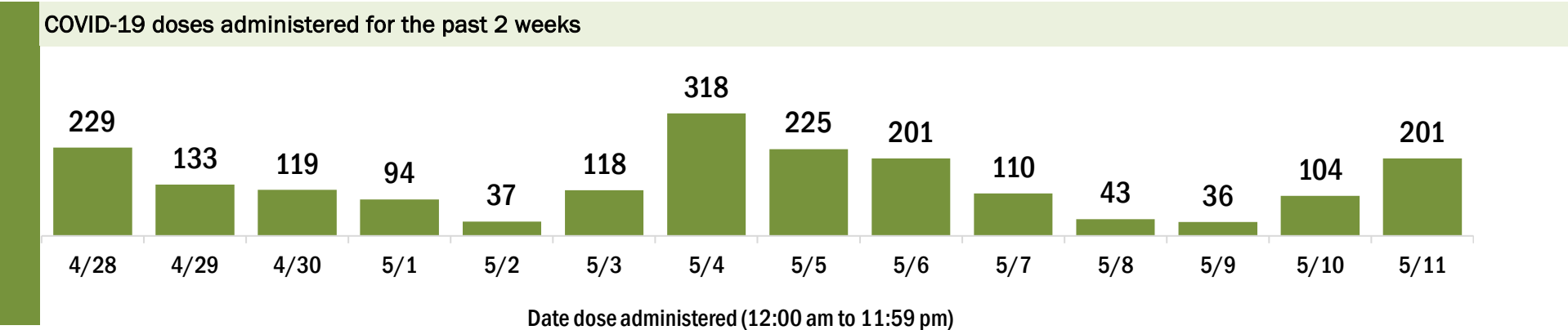
Data in this report are provisional and subject to change.

Data in this summary pertain to COVID-19 vaccines approved by the U.S. Food and Drug Administration and have been issued an Emergency Use Authorization (Janssen COVID-19 Vaccine, Moderna COVID-19 Vaccine and Pfizer-BioNTech COVID-19 Vaccine). These data summarize the number of people who have received either their first dose or have completed the series for a COVID-19 vaccine. **A person can only be counted in one category, first dose or series complete.** For persons receiving Moderna or Pfizer vaccines, once they receive their second dose, they are moved from the first dose column to the series completed column. **Because of this, the total first dose category may show a change from report to report not matching the total receiving their first dose from the previous day.** Persons receiving Johnson & Johnson vaccines will always be counted in the series completed column.

COVID-19 doses for vaccinated persons in Florida	
Doses administered	28,640
People receiving one dose of a 1-dose series (Johnson & Johnson) or receiving only one dose of a 2-dose series (Moderna, Pfizer) count once. Persons receiving both doses of a 2-dose series count twice.	

Current status of persons vaccinated for COVID-19 in Florida	
Total people vaccinated	16,625
First dose	2,892
Series completed	13,733
Completed 1-dose series	1,718
Completed 2-dose series	12,015
First dose: current number of people who have only received their first dose of the Moderna or Pfizer vaccine.	
Series complete: current number of people who have received both Moderna or Pfizer vaccine doses or one Johnson & Johnson dose and are considered fully immunized.	

Demographic summary	First dose	Series complete	Total people vaccinated
Age group	2,892	13,733	16,625
16-24 years	319	468	787
25-34 years	332	601	933
35-44 years	430	905	1,335
45-54 years	542	1,514	2,056
55-64 years	666	2,854	3,520
65-74 years	354	4,272	4,626
75-84 years	186	2,417	2,603
85+ years	63	702	765
Race	2,892	13,733	16,625
White	1,724	9,853	11,577
Black	479	1,550	2,029
American Indian/Alaskan	11	70	81
Other	313	940	1,253
Unknown	365	1,320	1,685
Other race includes Asian, native Hawaiian/Pacific Islander, or other.			
Ethnicity	2,892	13,733	16,625
Hispanic	203	487	690
Non-Hispanic	1,566	9,997	11,563
Unknown	1,123	3,249	4,372
Gender	2,892	13,733	16,625
Female	1,118	7,884	9,002
Male	1,769	5,849	7,618
Unknown	5	0	5



COVID-19: Dade County vaccine summary

Vaccination data through May 11, 2021 as of May 12, 2021 at 12:05 AM

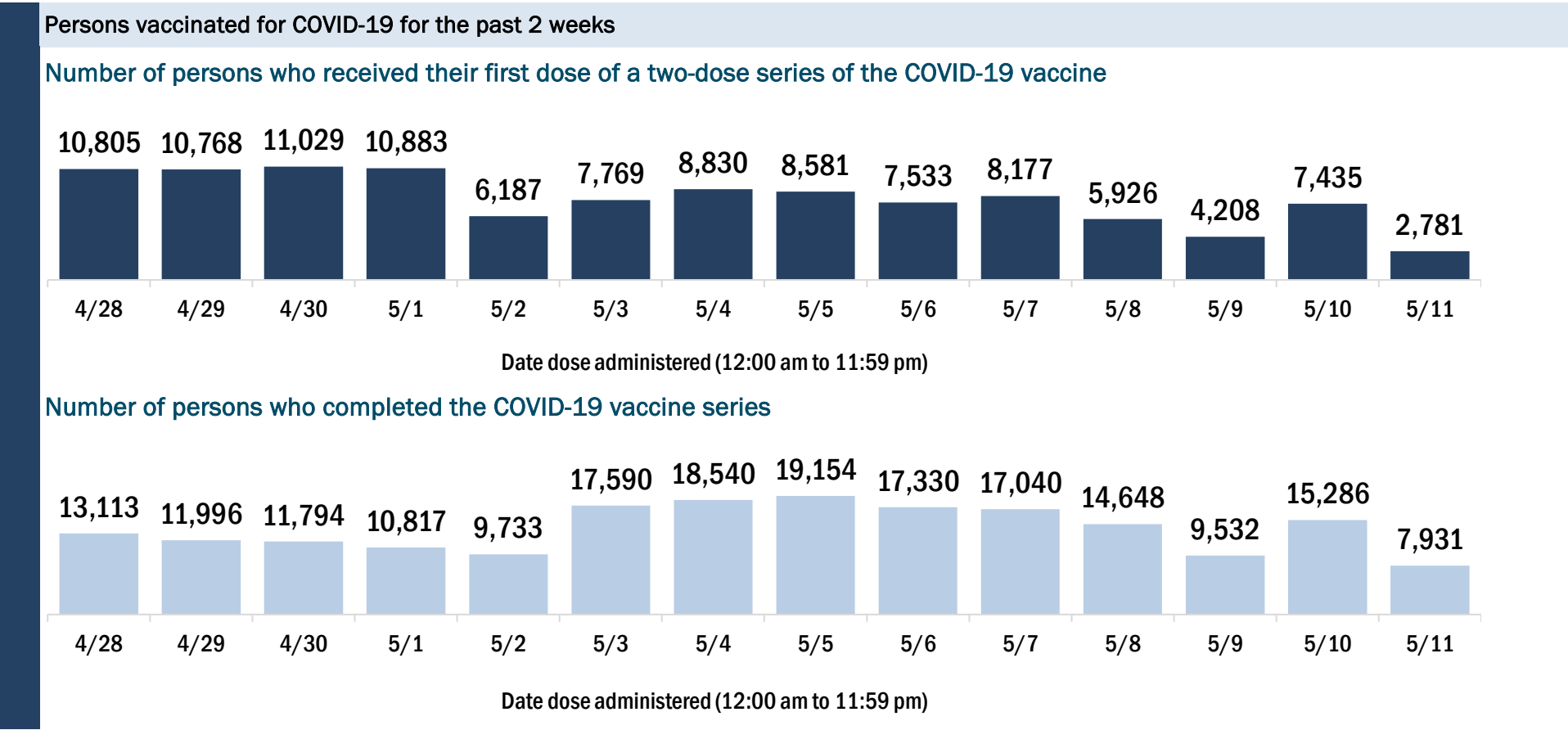
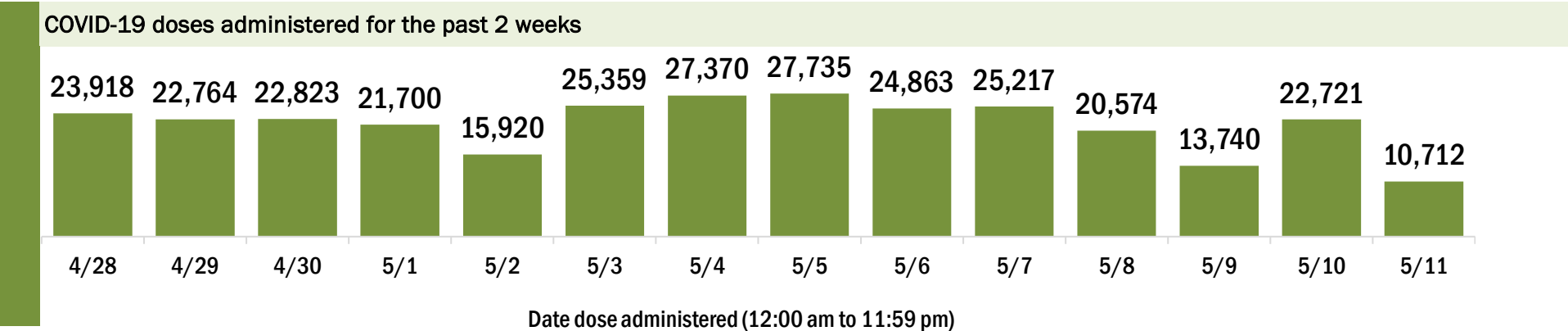
Data in this report are provisional and subject to change.

Data in this summary pertain to COVID-19 vaccines approved by the U.S. Food and Drug Administration and have been issued an Emergency Use Authorization (Janssen COVID-19 Vaccine, Moderna COVID-19 Vaccine and Pfizer-BioNTech COVID-19 Vaccine). These data summarize the number of people who have received either their first dose or have completed the series for a COVID-19 vaccine. **A person can only be counted in one category, first dose or series complete.** For persons receiving Moderna or Pfizer vaccines, once they receive their second dose, they are moved from the first dose column to the series completed column. **Because of this, the total first dose category may show a change from report to report not matching the total receiving their first dose from the previous day.** Persons receiving Johnson & Johnson vaccines will always be counted in the series completed column.

COVID-19 doses for vaccinated persons in Florida	
Doses administered	2,220,748
People receiving one dose of a 1-dose series (Johnson & Johnson) or receiving only one dose of a 2-dose series (Moderna, Pfizer) count once. Persons receiving both doses of a 2-dose series count twice.	

Current status of persons vaccinated for COVID-19 in Florida	
Total people vaccinated	1,346,719
First dose	350,938
Series completed	995,781
Completed 1-dose series	121,752
Completed 2-dose series	874,029
First dose: current number of people who have only received their first dose of the Moderna or Pfizer vaccine.	
Series complete: current number of people who have received both Moderna or Pfizer vaccine doses or one Johnson & Johnson dose and are considered fully immunized.	

Demographic summary	First dose	Series complete	Total people vaccinated
Age group	350,938	995,781	1,346,719
16-24 years	38,997	58,586	97,583
25-34 years	51,938	96,223	148,161
35-44 years	60,070	132,118	192,188
45-54 years	65,725	179,947	245,672
55-64 years	58,954	205,872	264,826
65-74 years	42,888	177,740	220,628
75-84 years	22,580	105,201	127,781
85+ years	9,786	40,094	49,880
Race	350,938	995,781	1,346,719
White	234,459	705,009	939,468
Black	22,684	63,284	85,968
American Indian/Alaskan	1,423	2,277	3,700
Other	42,812	108,991	151,803
Unknown	49,560	116,220	165,780
Other race includes Asian, native Hawaiian/Pacific Islander, or other.			
Ethnicity	350,938	995,781	1,346,719
Hispanic	190,089	499,324	689,413
Non-Hispanic	54,058	205,288	259,346
Unknown	106,791	291,169	397,960
Gender	350,938	995,781	1,346,719
Female	180,402	540,116	720,518
Male	168,373	453,948	622,321
Unknown	2,163	1,717	3,880



COVID-19: Desoto County vaccine summary

Vaccination data through May 11, 2021 as of May 12, 2021 at 12:05 AM

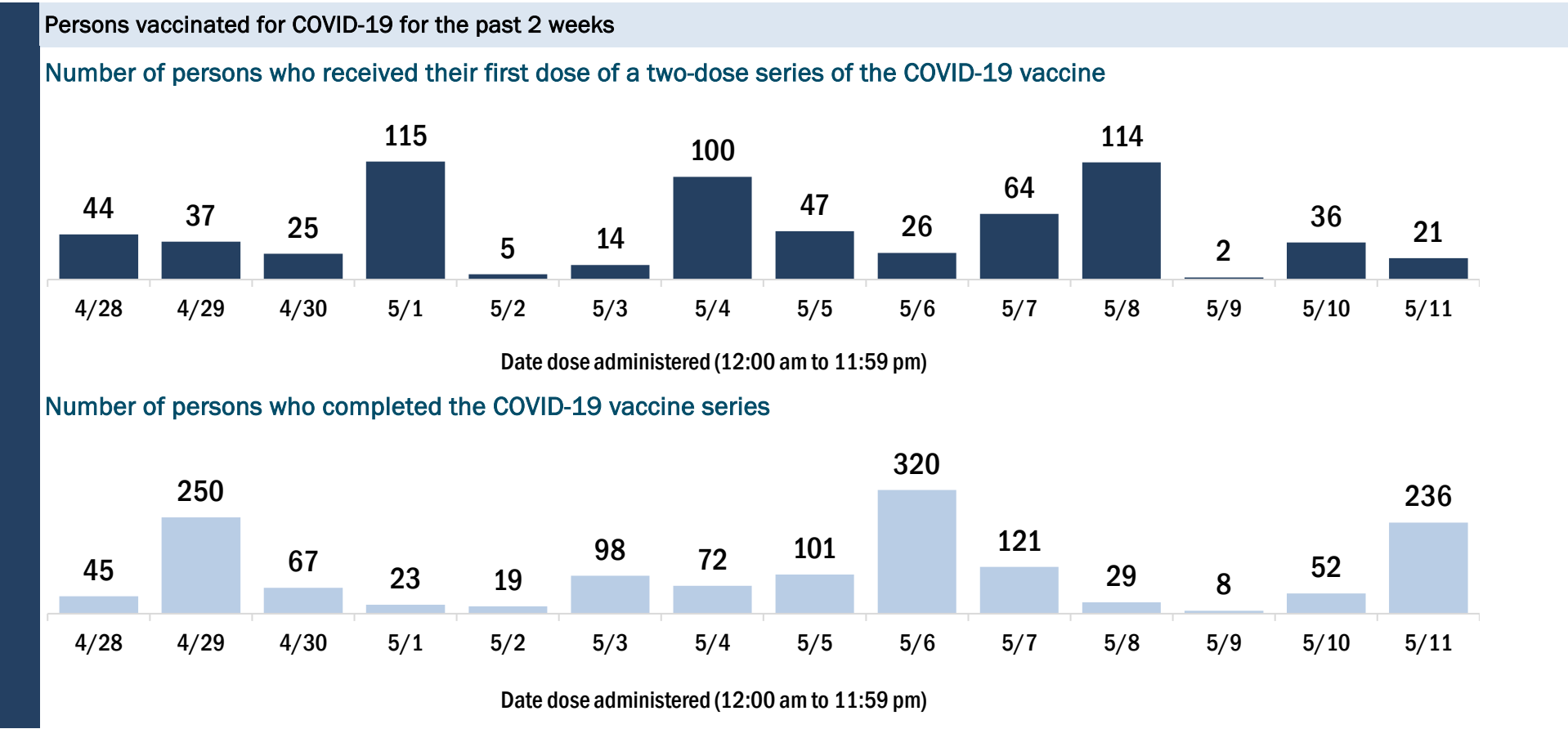
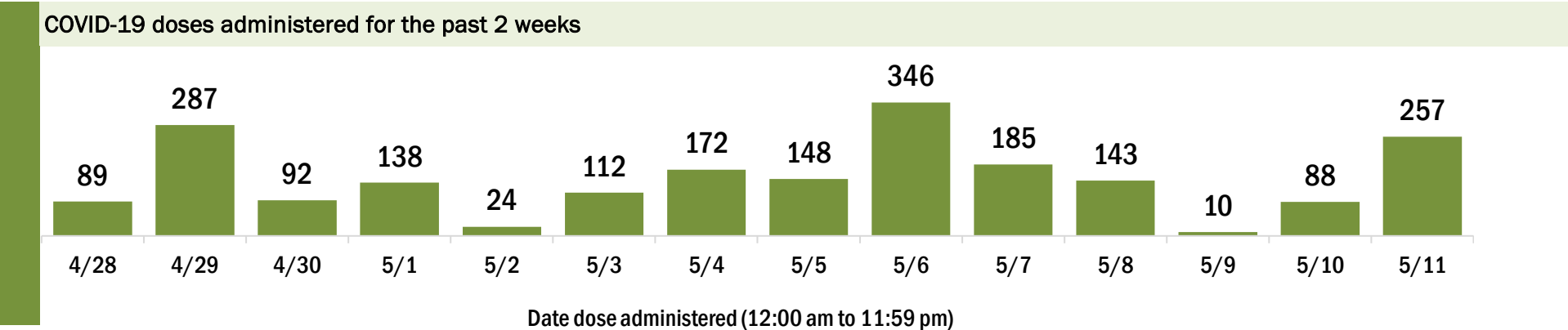
Data in this report are provisional and subject to change.

Data in this summary pertain to COVID-19 vaccines approved by the U.S. Food and Drug Administration and have been issued an Emergency Use Authorization (Janssen COVID-19 Vaccine, Moderna COVID-19 Vaccine and Pfizer-BioNTech COVID-19 Vaccine). These data summarize the number of people who have received either their first dose or have completed the series for a COVID-19 vaccine. **A person can only be counted in one category, first dose or series complete.** For persons receiving Moderna or Pfizer vaccines, once they receive their second dose, they are moved from the first dose column to the series completed column. **Because of this, the total first dose category may show a change from report to report not matching the total receiving their first dose from the previous day.** Persons receiving Johnson & Johnson vaccines will always be counted in the series completed column.

COVID-19 doses for vaccinated persons in Florida	
Doses administered	20,155
People receiving one dose of a 1-dose series (Johnson & Johnson) or receiving only one dose of a 2-dose series (Moderna, Pfizer) count once. Persons receiving both doses of a 2-dose series count twice.	

Current status of persons vaccinated for COVID-19 in Florida	
Total people vaccinated	12,466
First dose	4,149
Series completed	8,317
Completed 1-dose series	628
Completed 2-dose series	7,689
First dose: current number of people who have only received their first dose of the Moderna or Pfizer vaccine.	
Series complete: current number of people who have received both Moderna or Pfizer vaccine doses or one Johnson & Johnson dose and are considered fully immunized.	

Demographic summary	First dose	Series complete	Total people vaccinated
Age group	4,149	8,317	12,466
16-24 years	372	224	596
25-34 years	585	359	944
35-44 years	671	495	1,166
45-54 years	750	759	1,509
55-64 years	814	1,481	2,295
65-74 years	562	2,761	3,323
75-84 years	311	1,815	2,126
85+ years	84	423	507
Race	4,149	8,317	12,466
White	1,879	5,903	7,782
Black	417	454	871
American Indian/Alaskan	12	36	48
Other	1,092	911	2,003
Unknown	749	1,013	1,762
Other race includes Asian, native Hawaiian/Pacific Islander, or other.			
Ethnicity	4,149	8,317	12,466
Hispanic	1,324	967	2,291
Non-Hispanic	1,606	4,154	5,760
Unknown	1,219	3,196	4,415
Gender	4,149	8,317	12,466
Female	1,268	4,447	5,715
Male	2,881	3,869	6,750
Unknown	0	1	1



COVID-19: Dixie County vaccine summary

Vaccination data through May 11, 2021 as of May 12, 2021 at 12:05 AM

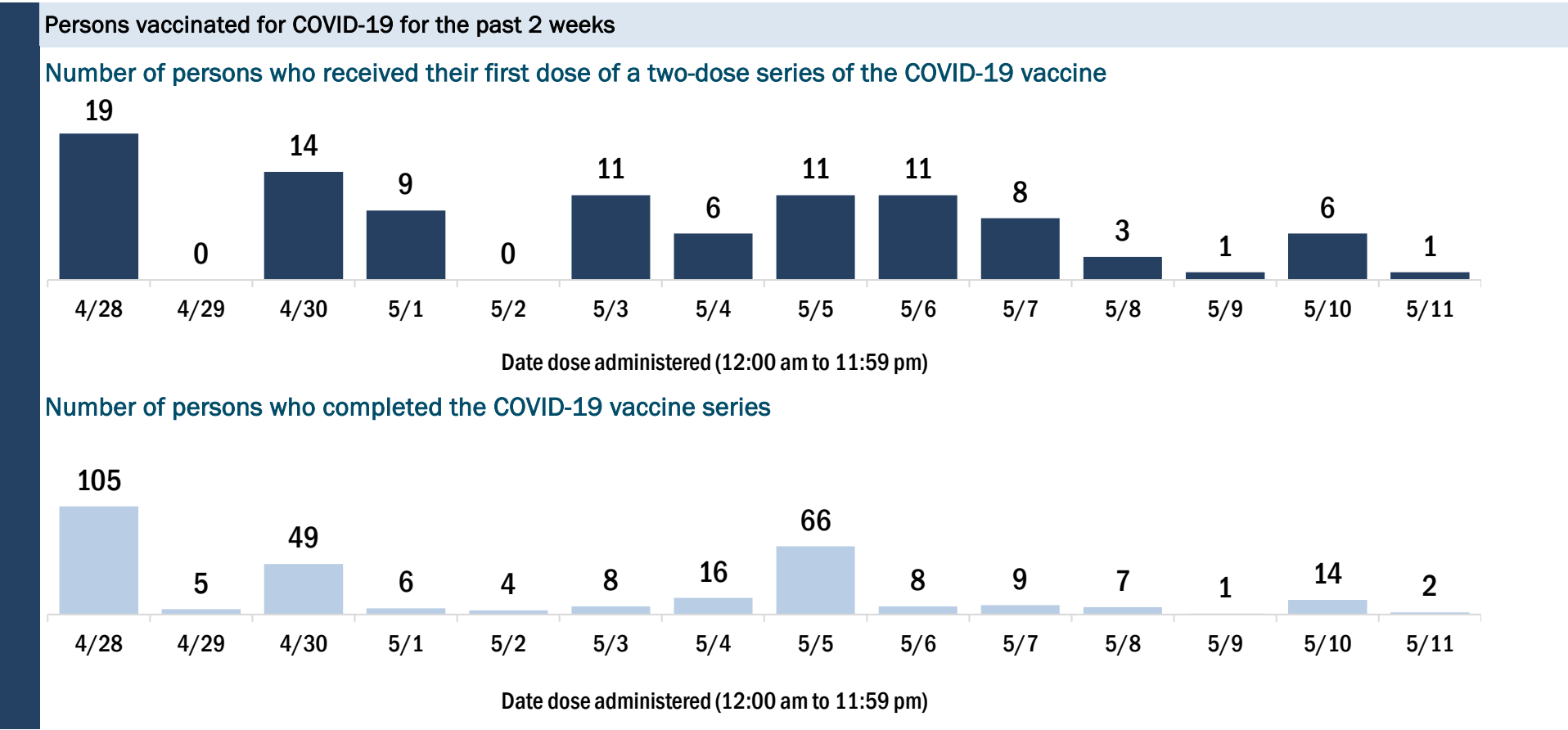
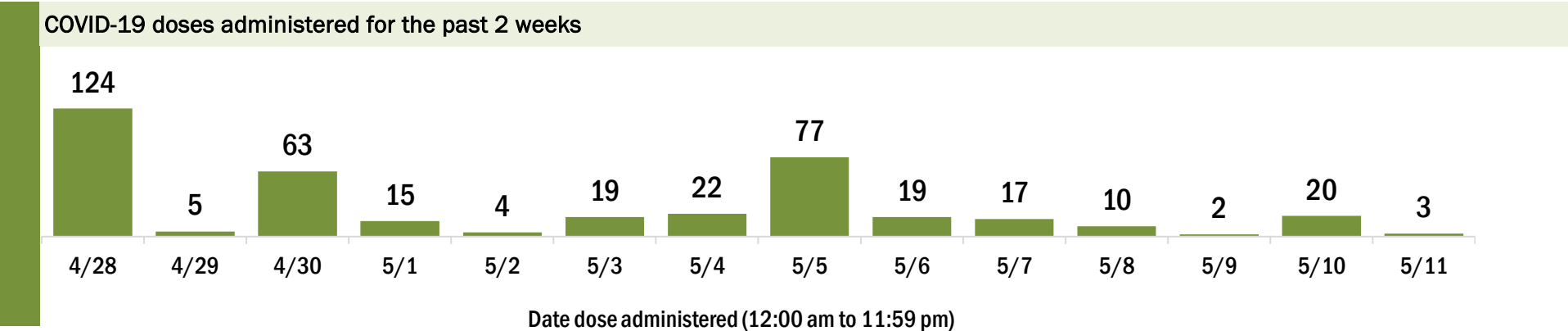
Data in this report are provisional and subject to change.

Data in this summary pertain to COVID-19 vaccines approved by the U.S. Food and Drug Administration and have been issued an Emergency Use Authorization (Janssen COVID-19 Vaccine, Moderna COVID-19 Vaccine and Pfizer-BioNTech COVID-19 Vaccine). These data summarize the number of people who have received either their first dose or have completed the series for a COVID-19 vaccine. **A person can only be counted in one category, first dose or series complete.** For persons receiving Moderna or Pfizer vaccines, once they receive their second dose, they are moved from the first dose column to the series completed column. **Because of this, the total first dose category may show a change from report to report not matching the total receiving their first dose from the previous day.** Persons receiving Johnson & Johnson vaccines will always be counted in the series completed column.

COVID-19 doses for vaccinated persons in Florida	
Doses administered	6,395
People receiving one dose of a 1-dose series (Johnson & Johnson) or receiving only one dose of a 2-dose series (Moderna, Pfizer) count once. Persons receiving both doses of a 2-dose series count twice.	

Current status of persons vaccinated for COVID-19 in Florida	
Total people vaccinated	3,895
First dose	989
Series completed	2,906
Completed 1-dose series	406
Completed 2-dose series	2,500
First dose: current number of people who have only received their first dose of the Moderna or Pfizer vaccine.	
Series complete: current number of people who have received both Moderna or Pfizer vaccine doses or one Johnson & Johnson dose and are considered fully immunized.	

Demographic summary	First dose	Series complete	Total people vaccinated
Age group	989	2,906	3,895
16-24 years	38	41	79
25-34 years	81	52	133
35-44 years	201	104	305
45-54 years	237	212	449
55-64 years	259	653	912
65-74 years	104	1,085	1,189
75-84 years	52	608	660
85+ years	17	151	168
Race	989	2,906	3,895
White	678	2,543	3,221
Black	239	121	360
American Indian/Alaskan	4	16	20
Other	36	81	117
Unknown	32	145	177
Other race includes Asian, native Hawaiian/Pacific Islander, or other.			
Ethnicity	989	2,906	3,895
Hispanic	35	57	92
Non-Hispanic	811	2,220	3,031
Unknown	143	629	772
Gender	989	2,906	3,895
Female	209	1,525	1,734
Male	780	1,381	2,161
Unknown	0	0	0



COVID-19: Duval County vaccine summary

Vaccination data through May 11, 2021 as of May 12, 2021 at 12:05 AM

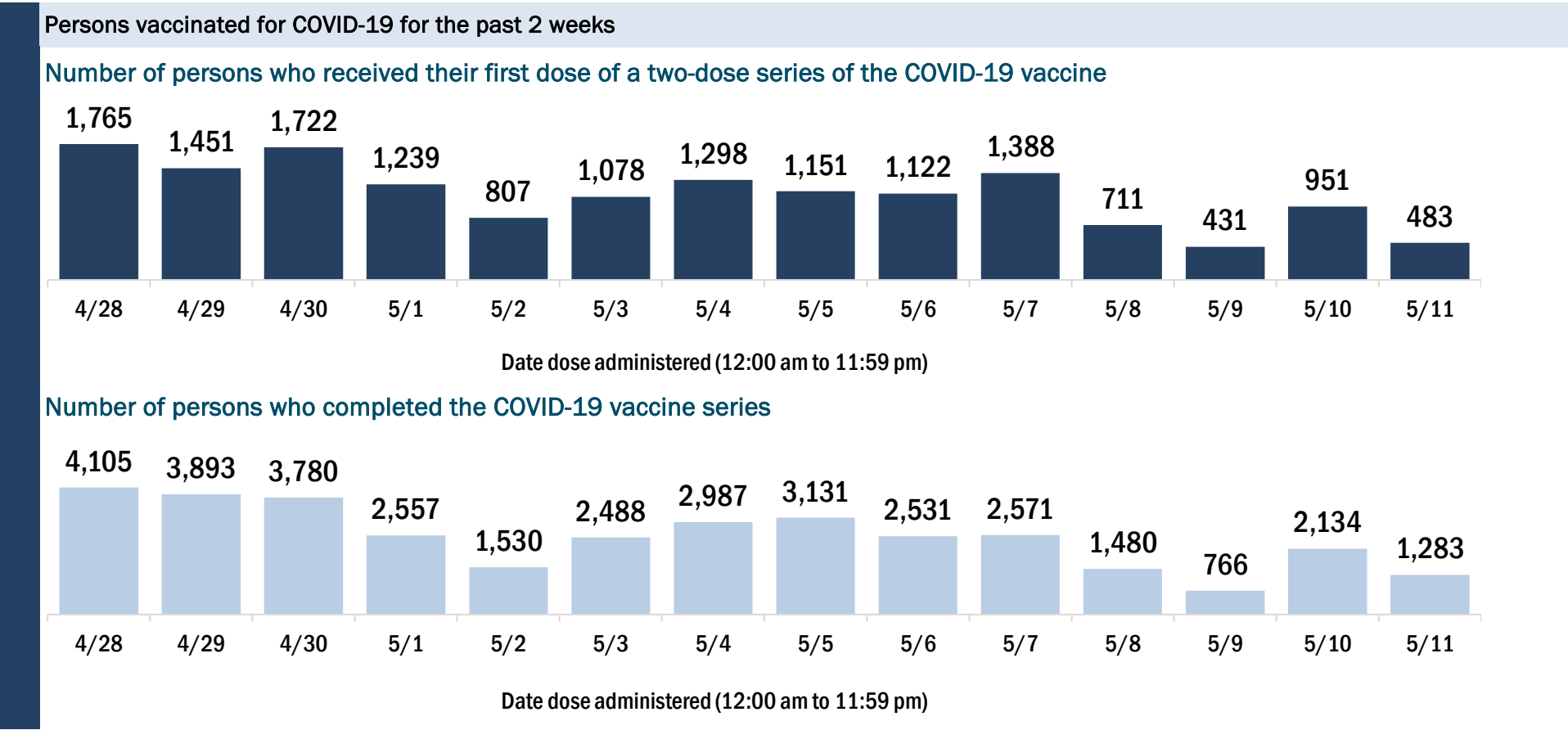
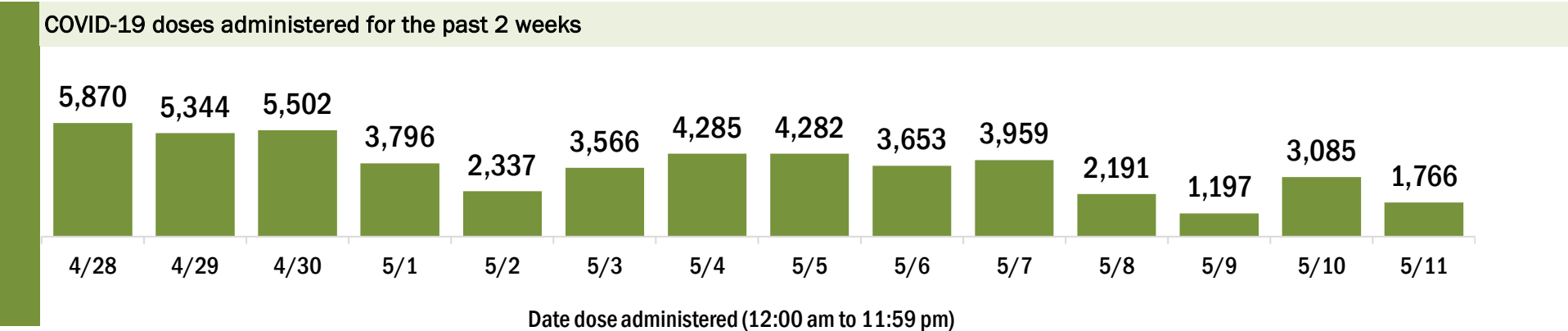
Data in this report are provisional and subject to change.

Data in this summary pertain to COVID-19 vaccines approved by the U.S. Food and Drug Administration and have been issued an Emergency Use Authorization (Janssen COVID-19 Vaccine, Moderna COVID-19 Vaccine and Pfizer-BioNTech COVID-19 Vaccine). These data summarize the number of people who have received either their first dose or have completed the series for a COVID-19 vaccine. **A person can only be counted in one category, first dose or series complete.** For persons receiving Moderna or Pfizer vaccines, once they receive their second dose, they are moved from the first dose column to the series completed column. **Because of this, the total first dose category may show a change from report to report not matching the total receiving their first dose from the previous day.** Persons receiving Johnson & Johnson vaccines will always be counted in the series completed column.

COVID-19 doses for vaccinated persons in Florida	
Doses administered	591,604
People receiving one dose of a 1-dose series (Johnson & Johnson) or receiving only one dose of a 2-dose series (Moderna, Pfizer) count once. Persons receiving both doses of a 2-dose series count twice.	

Current status of persons vaccinated for COVID-19 in Florida	
Total people vaccinated	341,142
First dose	64,337
Series completed	276,805
Completed 1-dose series	26,343
Completed 2-dose series	250,462
First dose: current number of people who have only received their first dose of the Moderna or Pfizer vaccine.	
Series complete: current number of people who have received both Moderna or Pfizer vaccine doses or one Johnson & Johnson dose and are considered fully immunized.	

Demographic summary	First dose	Series complete	Total people vaccinated
Age group	64,337	276,805	341,142
16-24 years	7,553	14,163	21,716
25-34 years	9,759	27,780	37,539
35-44 years	9,723	33,275	42,998
45-54 years	9,689	42,570	52,259
55-64 years	10,816	61,101	71,917
65-74 years	10,401	60,987	71,388
75-84 years	4,420	27,465	31,885
85+ years	1,976	9,464	11,440
Race	64,337	276,805	341,142
White	31,161	159,725	190,886
Black	10,052	46,105	56,157
American Indian/Alaskan	200	686	886
Other	10,096	35,917	46,013
Unknown	12,828	34,372	47,200
Other race includes Asian, native Hawaiian/Pacific Islander, or other.			
Ethnicity	64,337	276,805	341,142
Hispanic	5,328	16,376	21,704
Non-Hispanic	38,497	198,623	237,120
Unknown	20,512	61,806	82,318
Gender	64,337	276,805	341,142
Female	33,147	156,700	189,847
Male	28,746	119,927	148,673
Unknown	2,444	178	2,622



COVID-19: Escambia County vaccine summary

Vaccination data through May 11, 2021 as of May 12, 2021 at 12:05 AM

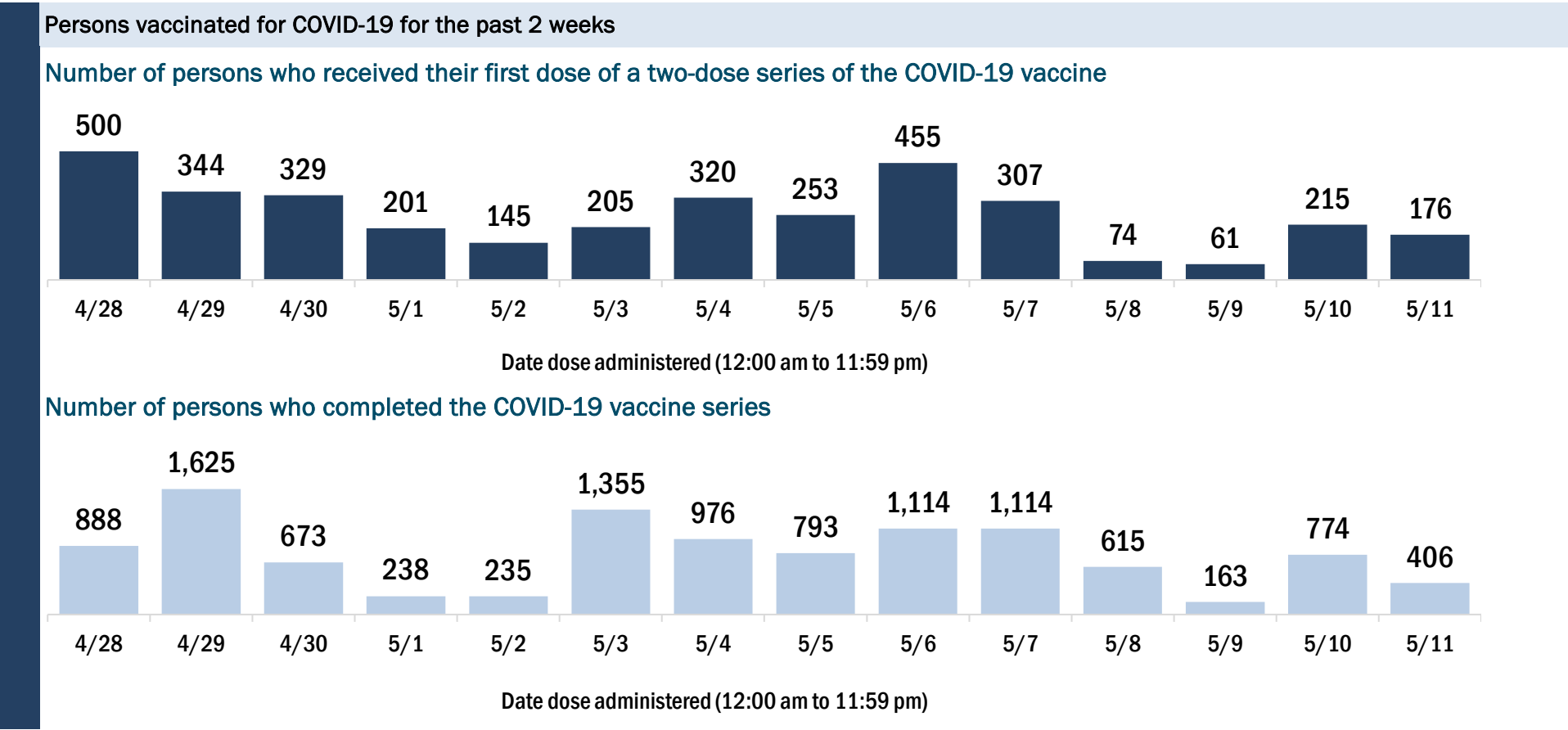
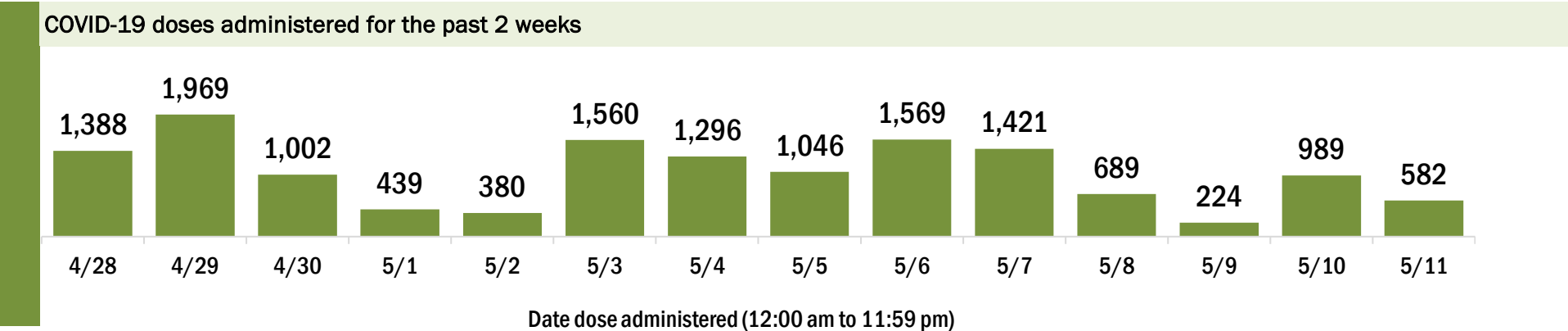
Data in this report are provisional and subject to change.

Data in this summary pertain to COVID-19 vaccines approved by the U.S. Food and Drug Administration and have been issued an Emergency Use Authorization (Janssen COVID-19 Vaccine, Moderna COVID-19 Vaccine and Pfizer-BioNTech COVID-19 Vaccine). These data summarize the number of people who have received either their first dose or have completed the series for a COVID-19 vaccine. **A person can only be counted in one category, first dose or series complete.** For persons receiving Moderna or Pfizer vaccines, once they receive their second dose, they are moved from the first dose column to the series completed column. **Because of this, the total first dose category may show a change from report to report not matching the total receiving their first dose from the previous day.** Persons receiving Johnson & Johnson vaccines will always be counted in the series completed column.

COVID-19 doses for vaccinated persons in Florida	
Doses administered	173,676
People receiving one dose of a 1-dose series (Johnson & Johnson) or receiving only one dose of a 2-dose series (Moderna, Pfizer) count once. Persons receiving both doses of a 2-dose series count twice.	

Current status of persons vaccinated for COVID-19 in Florida	
Total people vaccinated	101,257
First dose	21,031
Series completed	80,226
Completed 1-dose series	7,807
Completed 2-dose series	72,419
First dose: current number of people who have only received their first dose of the Moderna or Pfizer vaccine.	
Series complete: current number of people who have received both Moderna or Pfizer vaccine doses or one Johnson & Johnson dose and are considered fully immunized.	

Demographic summary	First dose	Series complete	Total people vaccinated
Age group	21,031	80,226	101,257
16-24 years	2,386	3,458	5,844
25-34 years	3,062	5,951	9,013
35-44 years	2,708	7,022	9,730
45-54 years	2,924	10,013	12,937
55-64 years	3,729	17,911	21,640
65-74 years	3,538	20,853	24,391
75-84 years	1,905	11,056	12,961
85+ years	779	3,962	4,741
Race	21,031	80,226	101,257
White	10,811	48,913	59,724
Black	3,225	11,584	14,809
American Indian/Alaskan	122	592	714
Other	2,138	7,593	9,731
Unknown	4,735	11,544	16,279
Other race includes Asian, native Hawaiian/Pacific Islander, or other.			
Ethnicity	21,031	80,226	101,257
Hispanic	912	2,275	3,187
Non-Hispanic	12,251	56,413	68,664
Unknown	7,868	21,538	29,406
Gender	21,031	80,226	101,257
Female	11,406	46,483	57,889
Male	9,563	33,654	43,217
Unknown	62	89	151



COVID-19: Flagler County vaccine summary

Vaccination data through May 11, 2021 as of May 12, 2021 at 12:05 AM

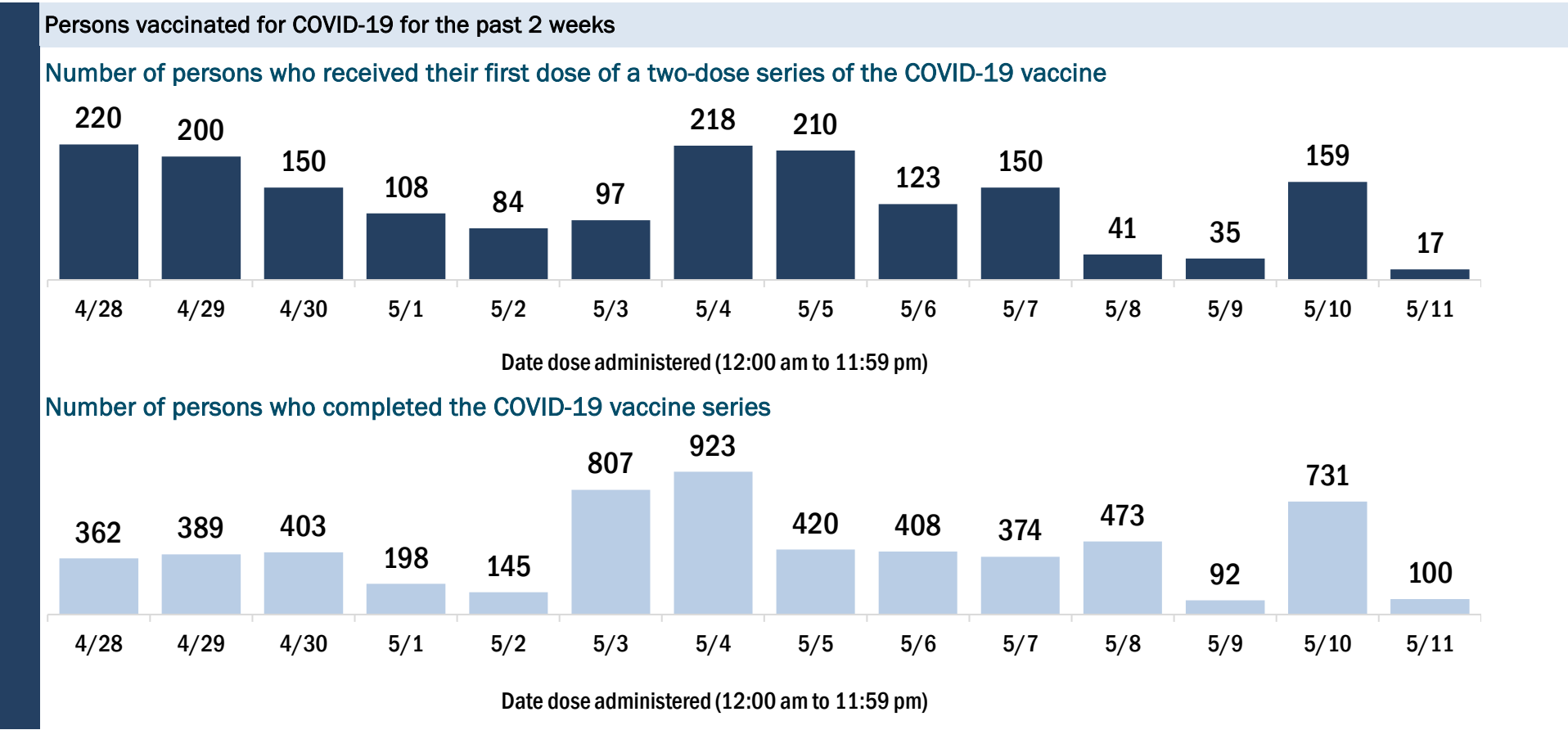
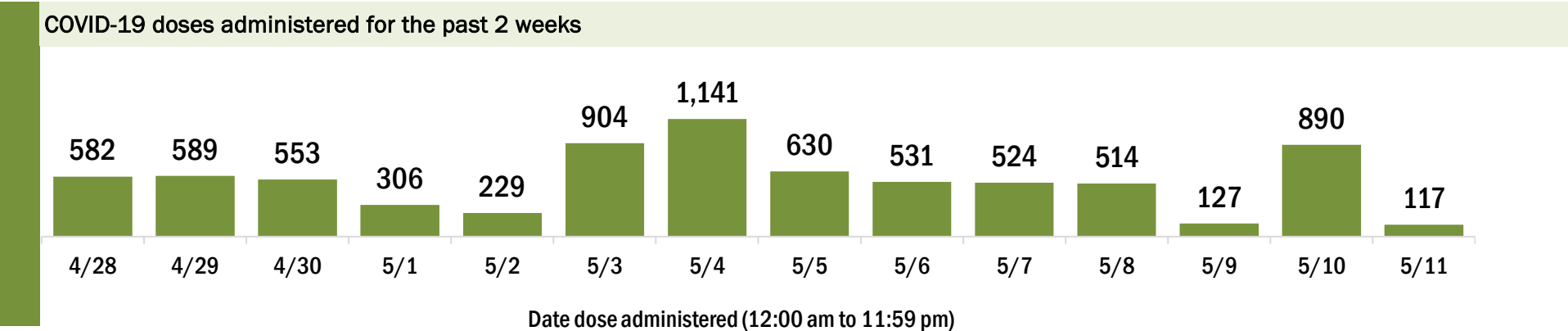
Data in this report are provisional and subject to change.

Data in this summary pertain to COVID-19 vaccines approved by the U.S. Food and Drug Administration and have been issued an Emergency Use Authorization (Janssen COVID-19 Vaccine, Moderna COVID-19 Vaccine and Pfizer-BioNTech COVID-19 Vaccine). These data summarize the number of people who have received either their first dose or have completed the series for a COVID-19 vaccine. **A person can only be counted in one category, first dose or series complete.** For persons receiving Moderna or Pfizer vaccines, once they receive their second dose, they are moved from the first dose column to the series completed column. **Because of this, the total first dose category may show a change from report to report not matching the total receiving their first dose from the previous day.** Persons receiving Johnson & Johnson vaccines will always be counted in the series completed column.

COVID-19 doses for vaccinated persons in Florida	
Doses administered	93,975
People receiving one dose of a 1-dose series (Johnson & Johnson) or receiving only one dose of a 2-dose series (Moderna, Pfizer) count once. Persons receiving both doses of a 2-dose series count twice.	

Current status of persons vaccinated for COVID-19 in Florida	
Total people vaccinated	53,369
First dose	10,111
Series completed	43,258
Completed 1-dose series	2,652
Completed 2-dose series	40,606
First dose: current number of people who have only received their first dose of the Moderna or Pfizer vaccine.	
Series complete: current number of people who have received both Moderna or Pfizer vaccine doses or one Johnson & Johnson dose and are considered fully immunized.	

Demographic summary	First dose	Series complete	Total people vaccinated
Age group	10,111	43,258	53,369
16-24 years	944	1,091	2,035
25-34 years	862	1,402	2,264
35-44 years	1,112	2,418	3,530
45-54 years	1,531	4,183	5,714
55-64 years	2,271	8,449	10,720
65-74 years	1,834	14,808	16,642
75-84 years	1,133	8,554	9,687
85+ years	424	2,353	2,777
Race	10,111	43,258	53,369
White	6,109	29,315	35,424
Black	740	2,866	3,606
American Indian/Alaskan	73	247	320
Other	981	3,916	4,897
Unknown	2,208	6,914	9,122
Other race includes Asian, native Hawaiian/Pacific Islander, or other.			
Ethnicity	10,111	43,258	53,369
Hispanic	1,005	2,782	3,787
Non-Hispanic	5,679	26,469	32,148
Unknown	3,427	14,007	17,434
Gender	10,111	43,258	53,369
Female	5,339	24,134	29,473
Male	4,704	18,930	23,634
Unknown	68	194	262



COVID-19: Franklin County vaccine summary

Vaccination data through May 11, 2021 as of May 12, 2021 at 12:05 AM

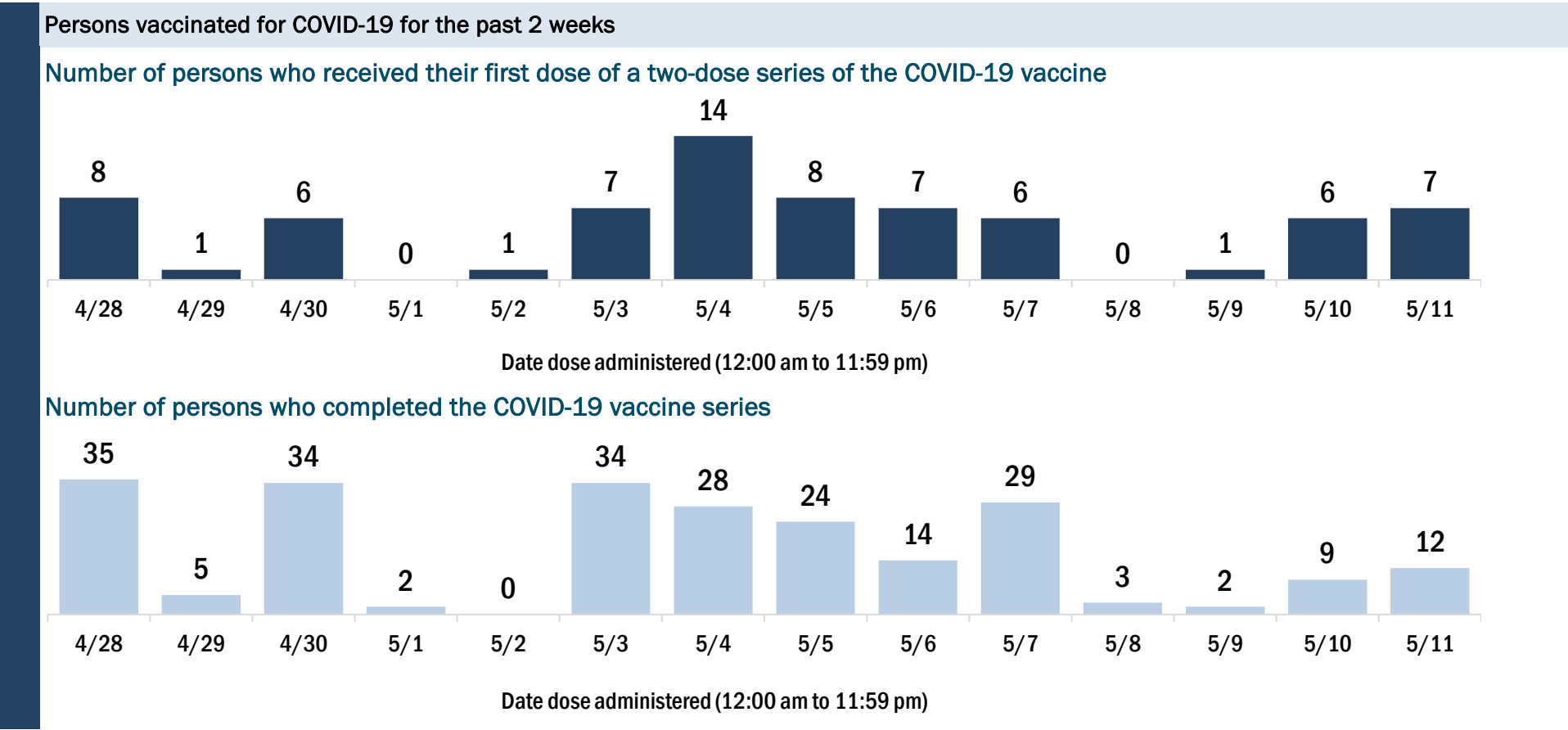
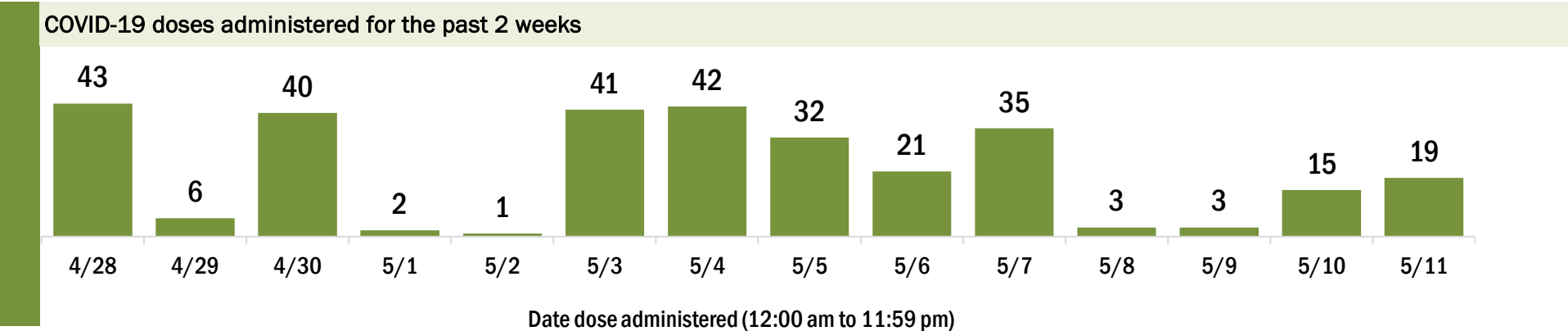
Data in this report are provisional and subject to change.

Data in this summary pertain to COVID-19 vaccines approved by the U.S. Food and Drug Administration and have been issued an Emergency Use Authorization (Janssen COVID-19 Vaccine, Moderna COVID-19 Vaccine and Pfizer-BioNTech COVID-19 Vaccine). These data summarize the number of people who have received either their first dose or have completed the series for a COVID-19 vaccine. **A person can only be counted in one category, first dose or series complete.** For persons receiving Moderna or Pfizer vaccines, once they receive their second dose, they are moved from the first dose column to the series completed column. **Because of this, the total first dose category may show a change from report to report not matching the total receiving their first dose from the previous day.** Persons receiving Johnson & Johnson vaccines will always be counted in the series completed column.

COVID-19 doses for vaccinated persons in Florida	
Doses administered	7,313
People receiving one dose of a 1-dose series (Johnson & Johnson) or receiving only one dose of a 2-dose series (Moderna, Pfizer) count once. Persons receiving both doses of a 2-dose series count twice.	

Current status of persons vaccinated for COVID-19 in Florida	
Total people vaccinated	4,101
First dose	786
Series completed	3,315
Completed 1-dose series	103
Completed 2-dose series	3,212
First dose: current number of people who have only received their first dose of the Moderna or Pfizer vaccine.	
Series complete: current number of people who have received both Moderna or Pfizer vaccine doses or one Johnson & Johnson dose and are considered fully immunized.	

Demographic summary	First dose	Series complete	Total people vaccinated
Age group	786	3,315	4,101
16-24 years	28	38	66
25-34 years	117	73	190
35-44 years	139	127	266
45-54 years	148	280	428
55-64 years	168	734	902
65-74 years	131	1,324	1,455
75-84 years	42	618	660
85+ years	13	121	134
Race	786	3,315	4,101
White	529	2,961	3,490
Black	177	156	333
American Indian/Alaskan	0	9	9
Other	31	128	159
Unknown	49	61	110
Other race includes Asian, native Hawaiian/Pacific Islander, or other.			
Ethnicity	786	3,315	4,101
Hispanic	11	51	62
Non-Hispanic	364	2,851	3,215
Unknown	411	413	824
Gender	786	3,315	4,101
Female	228	1,757	1,985
Male	558	1,558	2,116
Unknown	0	0	0



COVID-19: Gadsden County vaccine summary

Vaccination data through May 11, 2021 as of May 12, 2021 at 12:05 AM

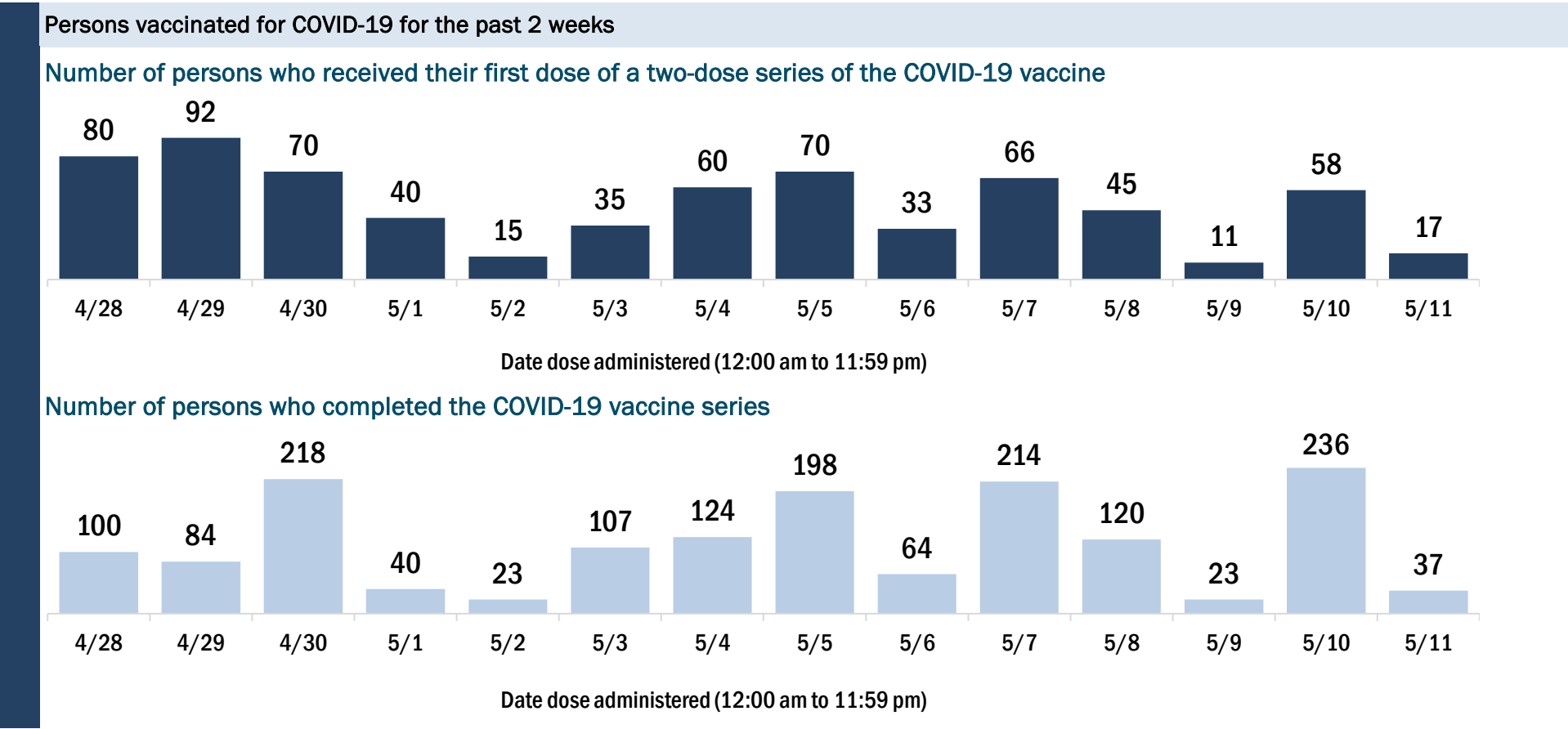
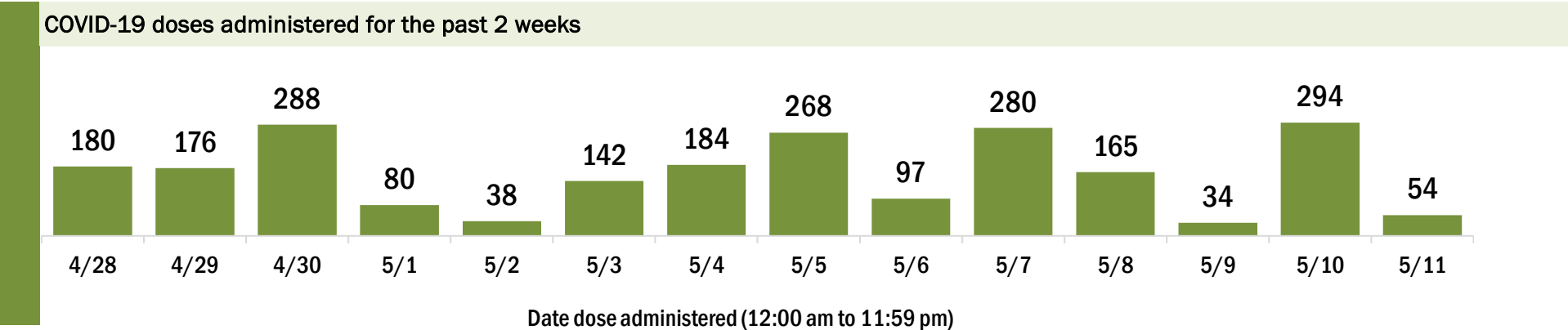
Data in this report are provisional and subject to change.

Data in this summary pertain to COVID-19 vaccines approved by the U.S. Food and Drug Administration and have been issued an Emergency Use Authorization (Janssen COVID-19 Vaccine, Moderna COVID-19 Vaccine and Pfizer-BioNTech COVID-19 Vaccine). These data summarize the number of people who have received either their first dose or have completed the series for a COVID-19 vaccine. **A person can only be counted in one category, first dose or series complete.** For persons receiving Moderna or Pfizer vaccines, once they receive their second dose, they are moved from the first dose column to the series completed column. **Because of this, the total first dose category may show a change from report to report not matching the total receiving their first dose from the previous day.** Persons receiving Johnson & Johnson vaccines will always be counted in the series completed column.

COVID-19 doses for vaccinated persons in Florida	
Doses administered	29,667
People receiving one dose of a 1-dose series (Johnson & Johnson) or receiving only one dose of a 2-dose series (Moderna, Pfizer) count once. Persons receiving both doses of a 2-dose series count twice.	

Current status of persons vaccinated for COVID-19 in Florida	
Total people vaccinated	17,295
First dose	3,089
Series completed	14,206
Completed 1-dose series	1,834
Completed 2-dose series	12,372
First dose: current number of people who have only received their first dose of the Moderna or Pfizer vaccine.	
Series complete: current number of people who have received both Moderna or Pfizer vaccine doses or one Johnson & Johnson dose and are considered fully immunized.	

Demographic summary	First dose	Series complete	Total people vaccinated
Age group	3,089	14,206	17,295
16-24 years	276	376	652
25-34 years	327	849	1,176
35-44 years	558	1,430	1,988
45-54 years	636	2,117	2,753
55-64 years	626	3,295	3,921
65-74 years	404	3,782	4,186
75-84 years	193	1,770	1,963
85+ years	69	587	656
Race	3,089	14,206	17,295
White	853	5,170	6,023
Black	1,296	6,172	7,468
American Indian/Alaskan	10	32	42
Other	476	1,937	2,413
Unknown	454	895	1,349
Other race includes Asian, native Hawaiian/Pacific Islander, or other.			
Ethnicity	3,089	14,206	17,295
Hispanic	425	735	1,160
Non-Hispanic	1,876	11,012	12,888
Unknown	788	2,459	3,247
Gender	3,089	14,206	17,295
Female	1,520	8,700	10,220
Male	1,569	5,506	7,075
Unknown	0	0	0



COVID-19: Gilchrist County vaccine summary

Vaccination data through May 11, 2021 as of May 12, 2021 at 12:05 AM

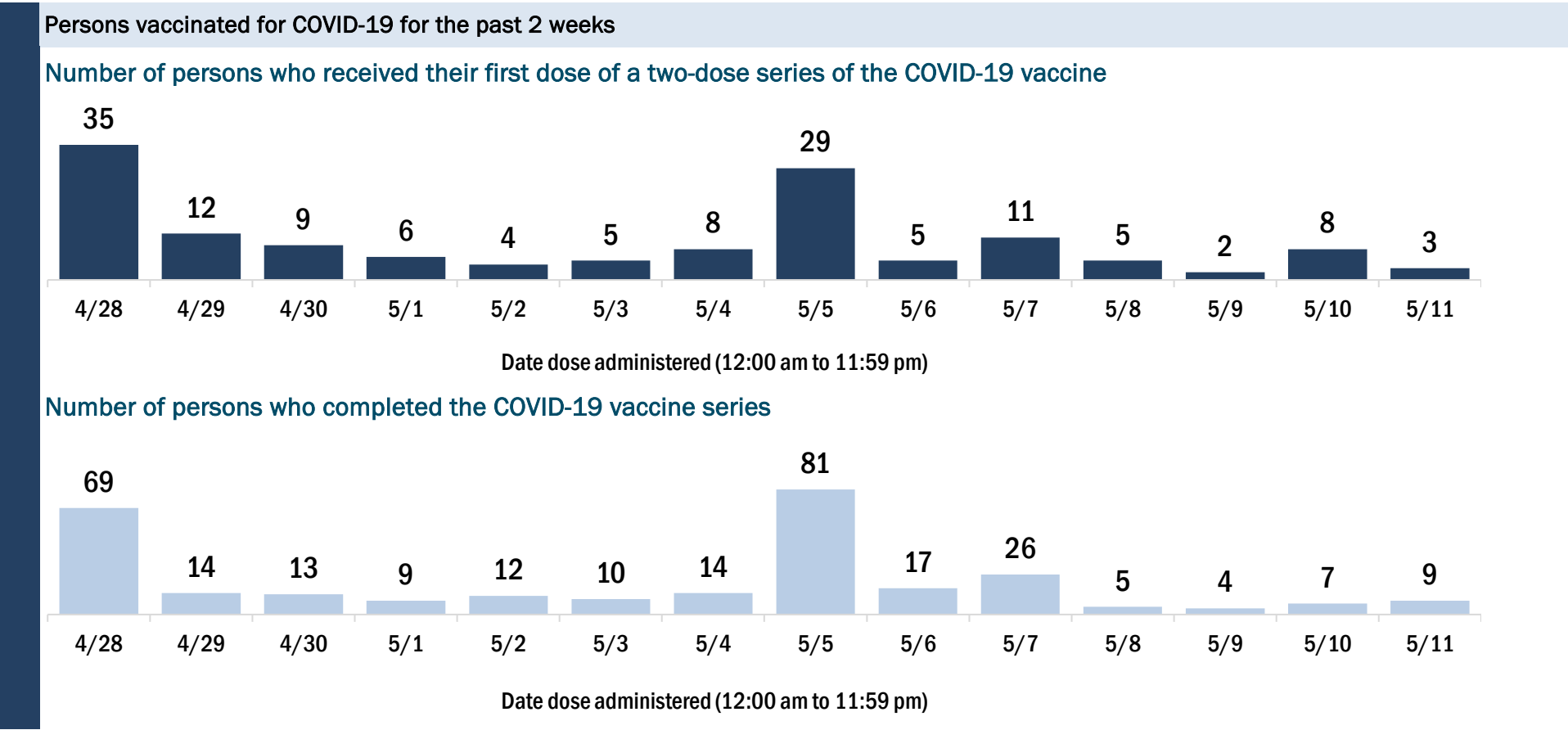
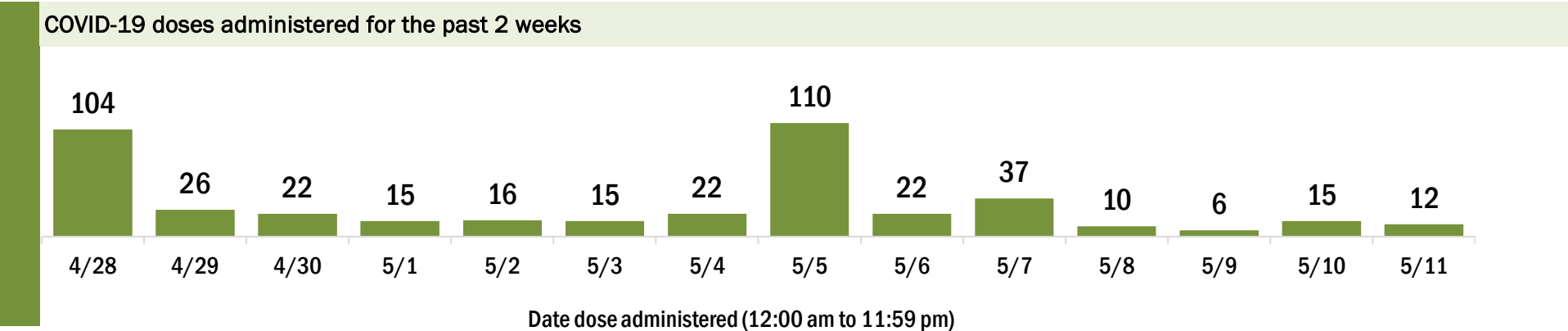
Data in this report are provisional and subject to change.

Data in this summary pertain to COVID-19 vaccines approved by the U.S. Food and Drug Administration and have been issued an Emergency Use Authorization (Janssen COVID-19 Vaccine, Moderna COVID-19 Vaccine and Pfizer-BioNTech COVID-19 Vaccine). These data summarize the number of people who have received either their first dose or have completed the series for a COVID-19 vaccine. **A person can only be counted in one category, first dose or series complete.** For persons receiving Moderna or Pfizer vaccines, once they receive their second dose, they are moved from the first dose column to the series completed column. **Because of this, the total first dose category may show a change from report to report not matching the total receiving their first dose from the previous day.** Persons receiving Johnson & Johnson vaccines will always be counted in the series completed column.

COVID-19 doses for vaccinated persons in Florida	
Doses administered	6,809
People receiving one dose of a 1-dose series (Johnson & Johnson) or receiving only one dose of a 2-dose series (Moderna, Pfizer) count once. Persons receiving both doses of a 2-dose series count twice.	

Current status of persons vaccinated for COVID-19 in Florida	
Total people vaccinated	4,007
First dose	745
Series completed	3,262
Completed 1-dose series	460
Completed 2-dose series	2,802
First dose: current number of people who have only received their first dose of the Moderna or Pfizer vaccine.	
Series complete: current number of people who have received both Moderna or Pfizer vaccine doses or one Johnson & Johnson dose and are considered fully immunized.	

Demographic summary	First dose	Series complete	Total people vaccinated
Age group	745	3,262	4,007
16-24 years	49	79	128
25-34 years	66	114	180
35-44 years	122	168	290
45-54 years	126	334	460
55-64 years	181	695	876
65-74 years	135	1,036	1,171
75-84 years	48	632	680
85+ years	18	204	222
Race	745	3,262	4,007
White	527	2,402	2,929
Black	49	54	103
American Indian/Alaskan	5	12	17
Other	57	240	297
Unknown	107	554	661
Other race includes Asian, native Hawaiian/Pacific Islander, or other.			
Ethnicity	745	3,262	4,007
Hispanic	50	87	137
Non-Hispanic	384	1,576	1,960
Unknown	311	1,599	1,910
Gender	745	3,262	4,007
Female	364	1,882	2,246
Male	381	1,379	1,760
Unknown	0	1	1



COVID-19: Glades County vaccine summary

Vaccination data through May 11, 2021 as of May 12, 2021 at 12:05 AM

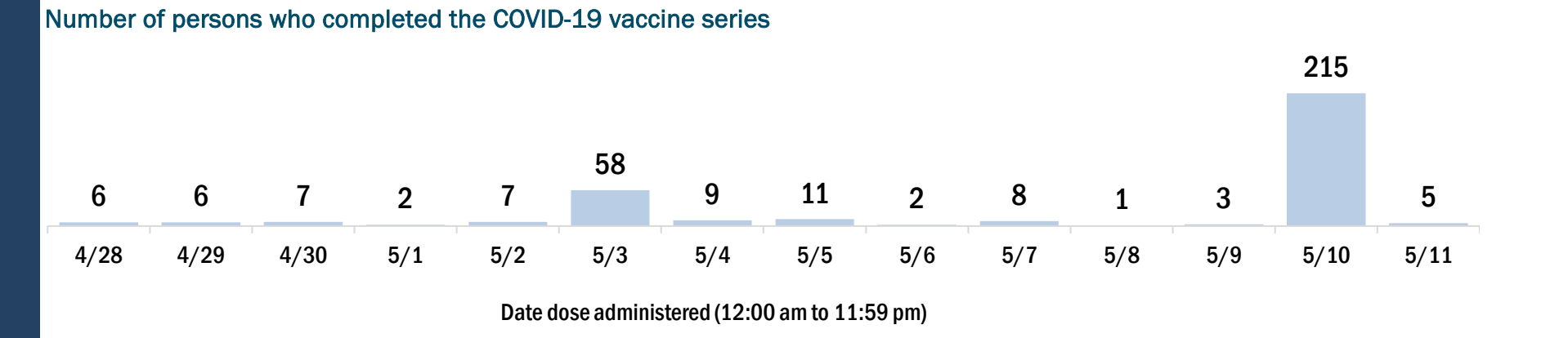
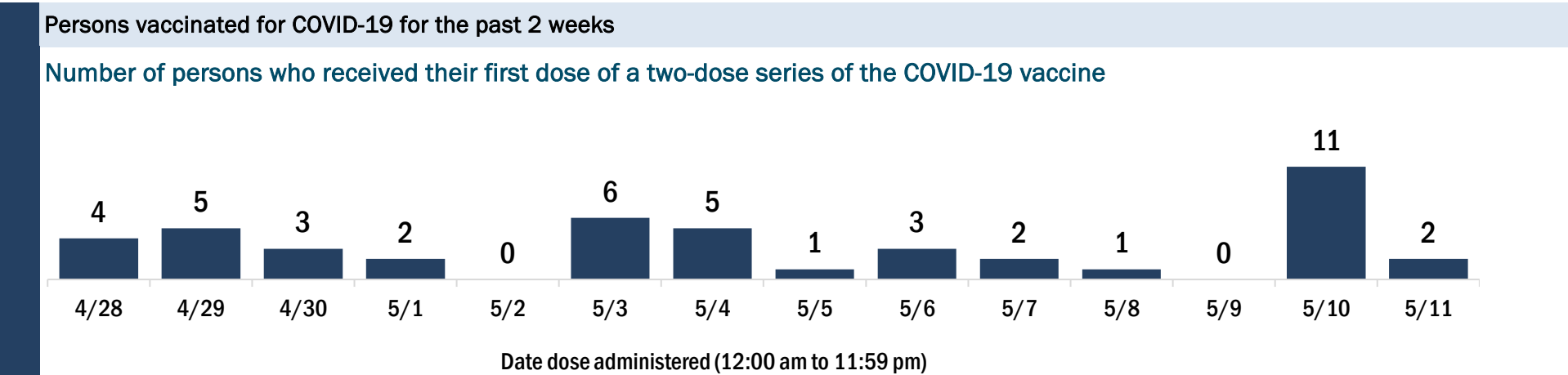
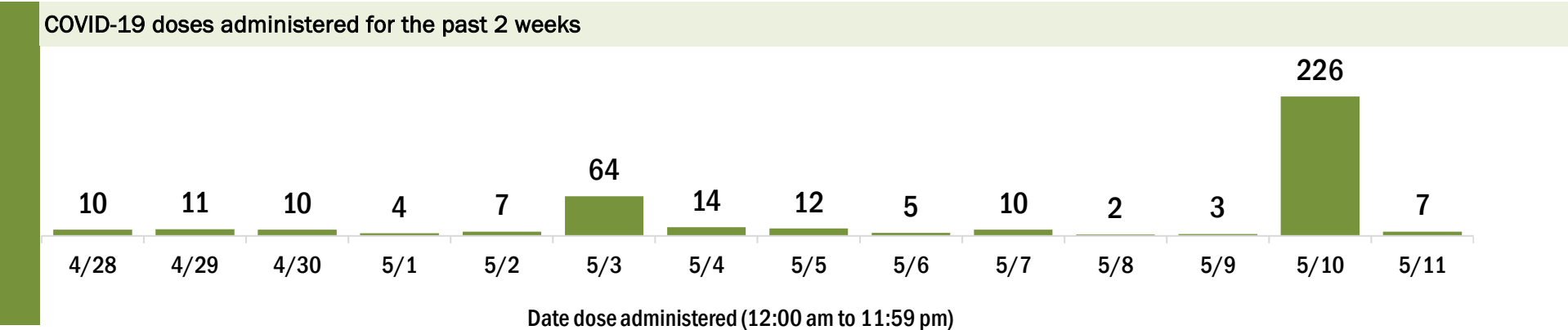
Data in this report are provisional and subject to change.

Data in this summary pertain to COVID-19 vaccines approved by the U.S. Food and Drug Administration and have been issued an Emergency Use Authorization (Janssen COVID-19 Vaccine, Moderna COVID-19 Vaccine and Pfizer-BioNTech COVID-19 Vaccine). These data summarize the number of people who have received either their first dose or have completed the series for a COVID-19 vaccine. **A person can only be counted in one category, first dose or series complete.** For persons receiving Moderna or Pfizer vaccines, once they receive their second dose, they are moved from the first dose column to the series completed column. **Because of this, the total first dose category may show a change from report to report not matching the total receiving their first dose from the previous day.** Persons receiving Johnson & Johnson vaccines will always be counted in the series completed column.

COVID-19 doses for vaccinated persons in Florida	
Doses administered	5,285
People receiving one dose of a 1-dose series (Johnson & Johnson) or receiving only one dose of a 2-dose series (Moderna, Pfizer) count once. Persons receiving both doses of a 2-dose series count twice.	

Current status of persons vaccinated for COVID-19 in Florida	
Total people vaccinated	3,197
First dose	693
Series completed	2,504
Completed 1-dose series	416
Completed 2-dose series	2,088
First dose: current number of people who have only received their first dose of the Moderna or Pfizer vaccine.	
Series complete: current number of people who have received both Moderna or Pfizer vaccine doses or one Johnson & Johnson dose and are considered fully immunized.	

Demographic summary	First dose	Series complete	Total people vaccinated
Age group	693	2,504	3,197
16-24 years	119	93	212
25-34 years	225	155	380
35-44 years	112	116	228
45-54 years	69	185	254
55-64 years	67	416	483
65-74 years	51	841	892
75-84 years	39	585	624
85+ years	11	113	124
Race	693	2,504	3,197
White	599	1,810	2,409
Black	21	128	149
American Indian/Alaskan	1	18	19
Other	28	202	230
Unknown	44	346	390
Other race includes Asian, native Hawaiian/Pacific Islander, or other.			
Ethnicity	693	2,504	3,197
Hispanic	467	321	788
Non-Hispanic	118	1,096	1,214
Unknown	108	1,087	1,195
Gender	693	2,504	3,197
Female	123	1,101	1,224
Male	570	1,403	1,973
Unknown	0	0	0



COVID-19: Gulf County vaccine summary

Vaccination data through May 11, 2021 as of May 12, 2021 at 12:05 AM

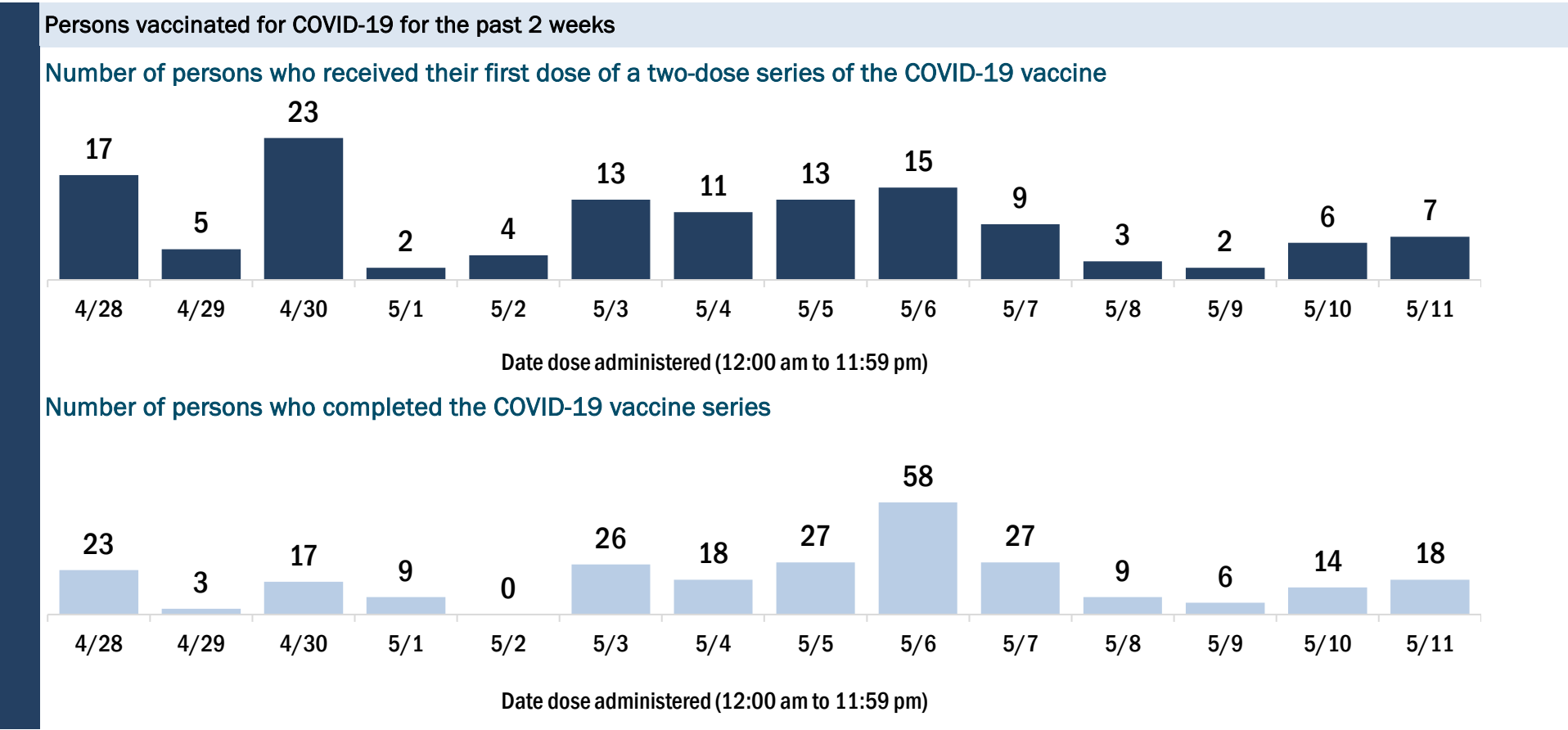
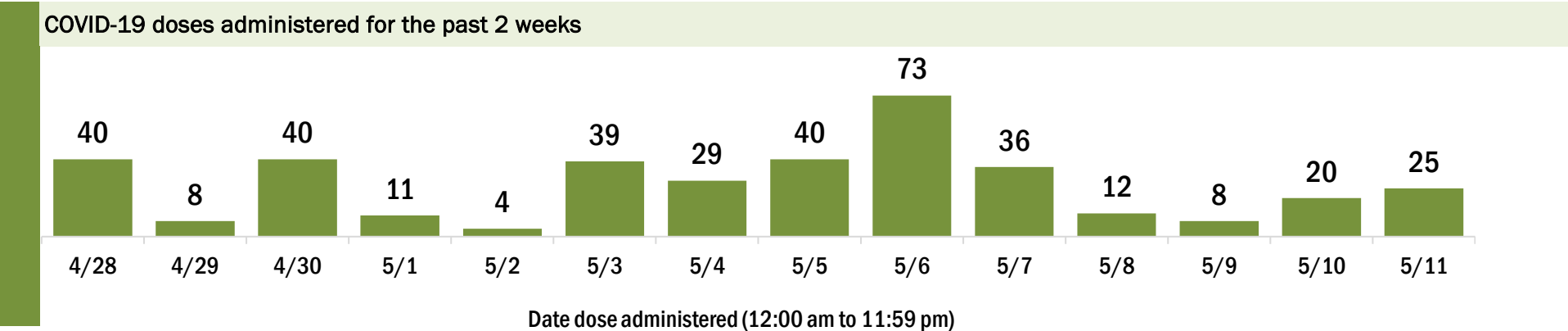
Data in this report are provisional and subject to change.

Data in this summary pertain to COVID-19 vaccines approved by the U.S. Food and Drug Administration and have been issued an Emergency Use Authorization (Janssen COVID-19 Vaccine, Moderna COVID-19 Vaccine and Pfizer-BioNTech COVID-19 Vaccine). These data summarize the number of people who have received either their first dose or have completed the series for a COVID-19 vaccine. **A person can only be counted in one category, first dose or series complete.** For persons receiving Moderna or Pfizer vaccines, once they receive their second dose, they are moved from the first dose column to the series completed column. **Because of this, the total first dose category may show a change from report to report not matching the total receiving their first dose from the previous day.** Persons receiving Johnson & Johnson vaccines will always be counted in the series completed column.

COVID-19 doses for vaccinated persons in Florida	
Doses administered	8,245
People receiving one dose of a 1-dose series (Johnson & Johnson) or receiving only one dose of a 2-dose series (Moderna, Pfizer) count once. Persons receiving both doses of a 2-dose series count twice.	

Current status of persons vaccinated for COVID-19 in Florida	
Total people vaccinated	4,793
First dose	1,081
Series completed	3,712
Completed 1-dose series	260
Completed 2-dose series	3,452
First dose: current number of people who have only received their first dose of the Moderna or Pfizer vaccine.	
Series complete: current number of people who have received both Moderna or Pfizer vaccine doses or one Johnson & Johnson dose and are considered fully immunized.	

Demographic summary	First dose	Series complete	Total people vaccinated
Age group	1,081	3,712	4,793
16-24 years	57	68	125
25-34 years	149	100	249
35-44 years	169	162	331
45-54 years	222	326	548
55-64 years	260	671	931
65-74 years	139	1,487	1,626
75-84 years	76	707	783
85+ years	9	191	200
Race	1,081	3,712	4,793
White	743	3,245	3,988
Black	255	281	536
American Indian/Alaskan	2	12	14
Other	63	105	168
Unknown	18	69	87
Other race includes Asian, native Hawaiian/Pacific Islander, or other.			
Ethnicity	1,081	3,712	4,793
Hispanic	16	46	62
Non-Hispanic	467	3,291	3,758
Unknown	598	375	973
Gender	1,081	3,712	4,793
Female	381	1,949	2,330
Male	700	1,763	2,463
Unknown	0	0	0



COVID-19: Hamilton County vaccine summary

Vaccination data through May 11, 2021 as of May 12, 2021 at 12:05 AM

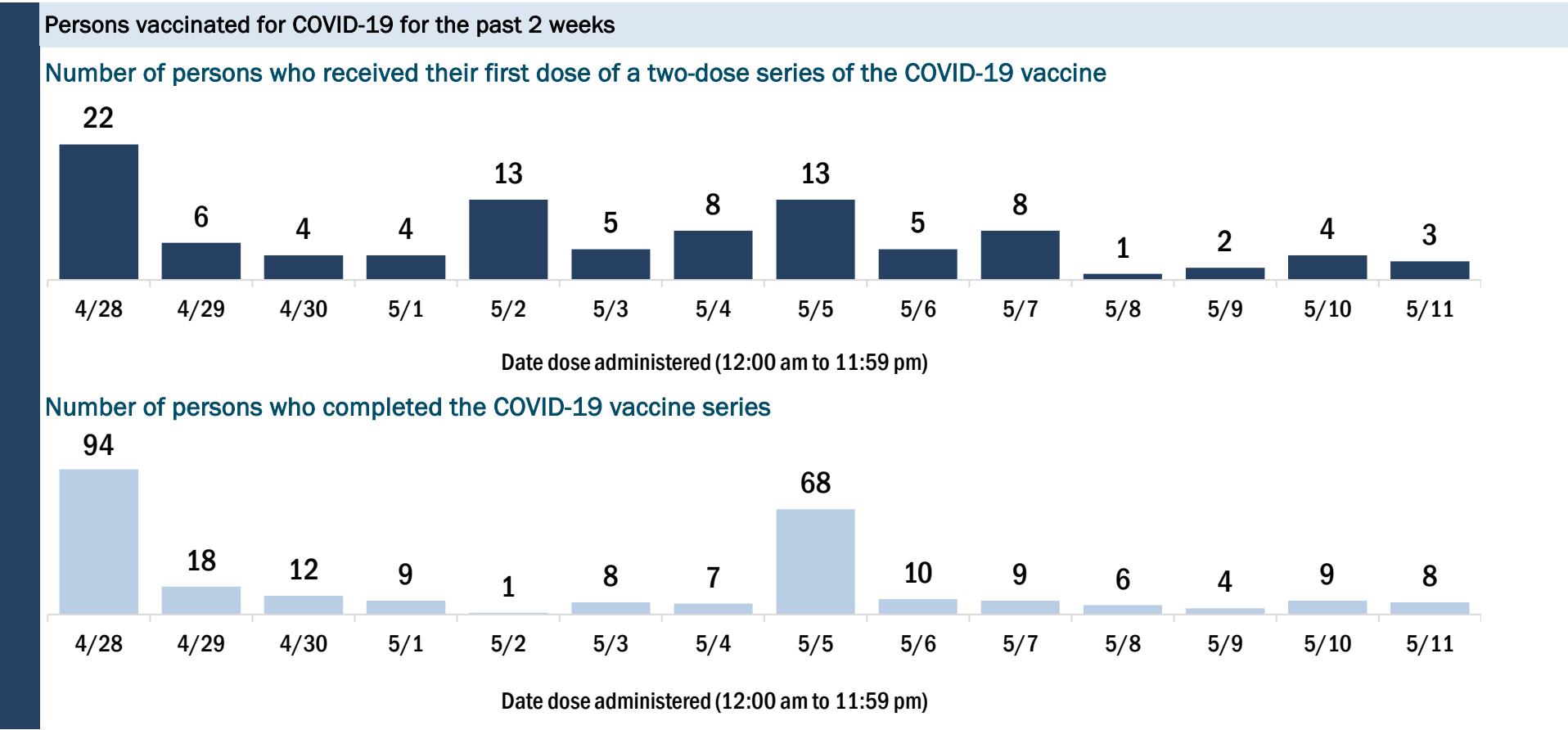
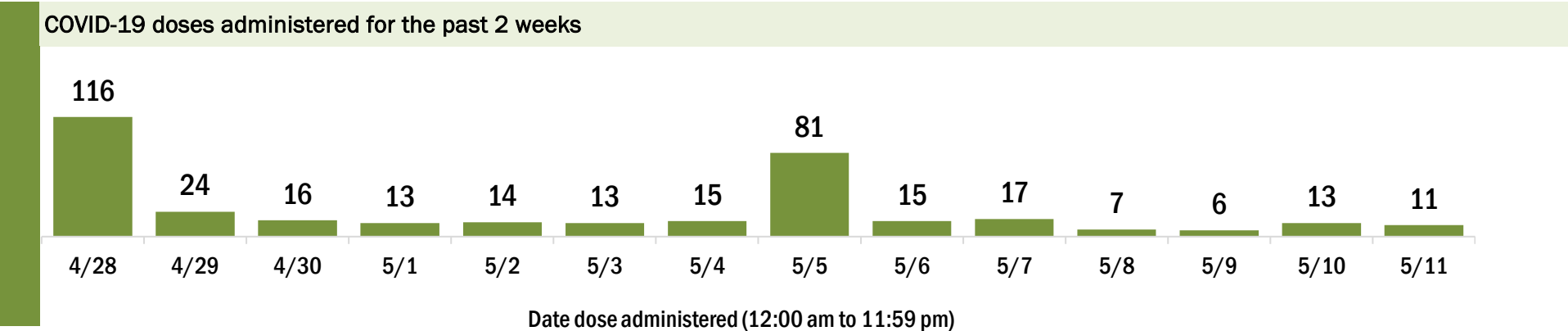
Data in this report are provisional and subject to change.

Data in this summary pertain to COVID-19 vaccines approved by the U.S. Food and Drug Administration and have been issued an Emergency Use Authorization (Janssen COVID-19 Vaccine, Moderna COVID-19 Vaccine and Pfizer-BioNTech COVID-19 Vaccine). These data summarize the number of people who have received either their first dose or have completed the series for a COVID-19 vaccine. **A person can only be counted in one category, first dose or series complete.** For persons receiving Moderna or Pfizer vaccines, once they receive their second dose, they are moved from the first dose column to the series completed column. **Because of this, the total first dose category may show a change from report to report not matching the total receiving their first dose from the previous day.** Persons receiving Johnson & Johnson vaccines will always be counted in the series completed column.

COVID-19 doses for vaccinated persons in Florida	
Doses administered	5,565
People receiving one dose of a 1-dose series (Johnson & Johnson) or receiving only one dose of a 2-dose series (Moderna, Pfizer) count once. Persons receiving both doses of a 2-dose series count twice.	

Current status of persons vaccinated for COVID-19 in Florida	
Total people vaccinated	3,328
First dose	855
Series completed	2,473
Completed 1-dose series	236
Completed 2-dose series	2,237
First dose: current number of people who have only received their first dose of the Moderna or Pfizer vaccine.	
Series complete: current number of people who have received both Moderna or Pfizer vaccine doses or one Johnson & Johnson dose and are considered fully immunized.	

Demographic summary	First dose	Series complete	Total people vaccinated
Age group	855	2,473	3,328
16-24 years	35	51	86
25-34 years	138	64	202
35-44 years	164	114	278
45-54 years	171	226	397
55-64 years	189	545	734
65-74 years	90	921	1,011
75-84 years	38	446	484
85+ years	30	106	136
Race	855	2,473	3,328
White	437	1,492	1,929
Black	302	600	902
American Indian/Alaskan	6	3	9
Other	84	145	229
Unknown	26	233	259
Other race includes Asian, native Hawaiian/Pacific Islander, or other.			
Ethnicity	855	2,473	3,328
Hispanic	64	68	132
Non-Hispanic	668	1,494	2,162
Unknown	123	911	1,034
Gender	855	2,473	3,328
Female	248	1,387	1,635
Male	607	1,086	1,693
Unknown	0	0	0



COVID-19: Hardee County vaccine summary

Vaccination data through May 11, 2021 as of May 12, 2021 at 12:05 AM

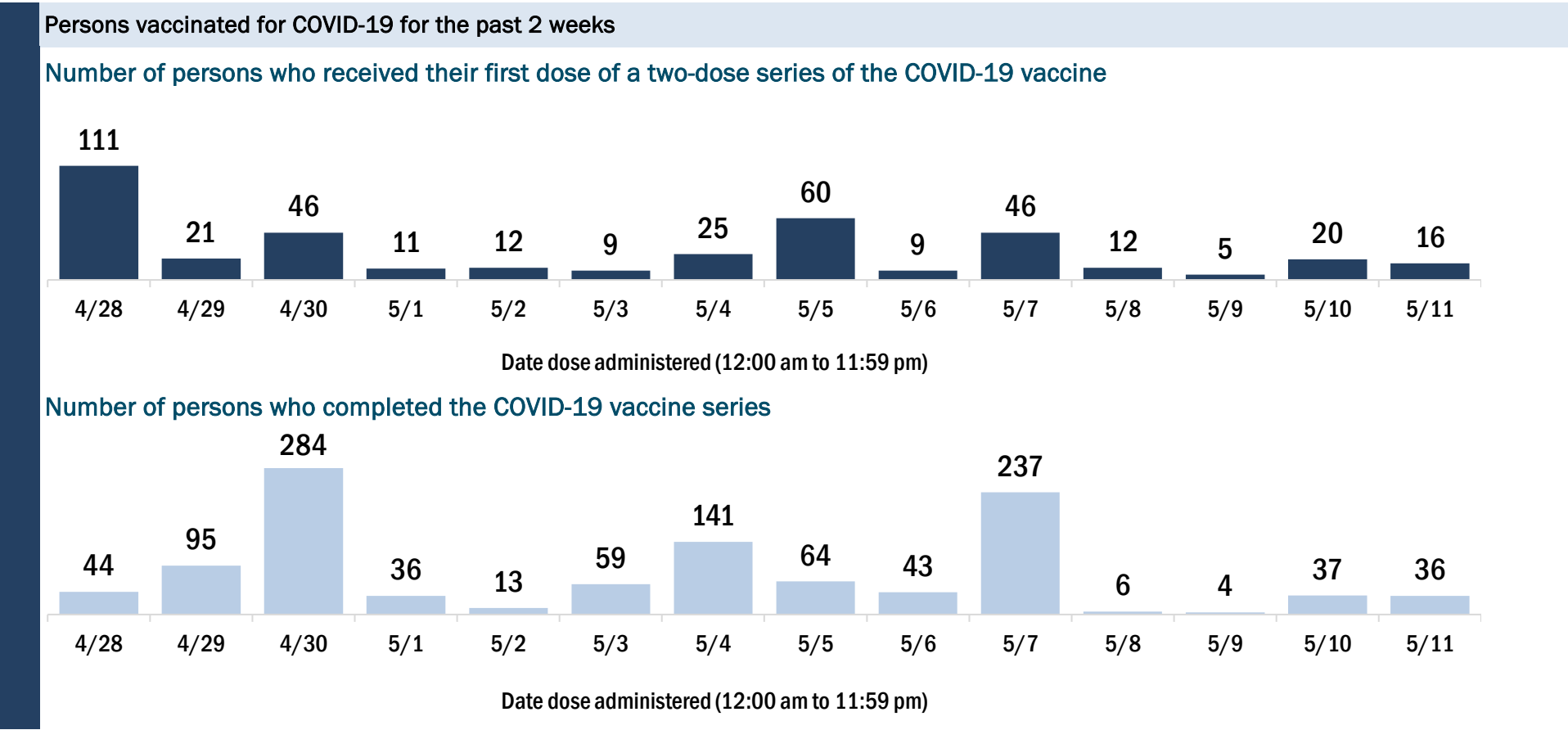
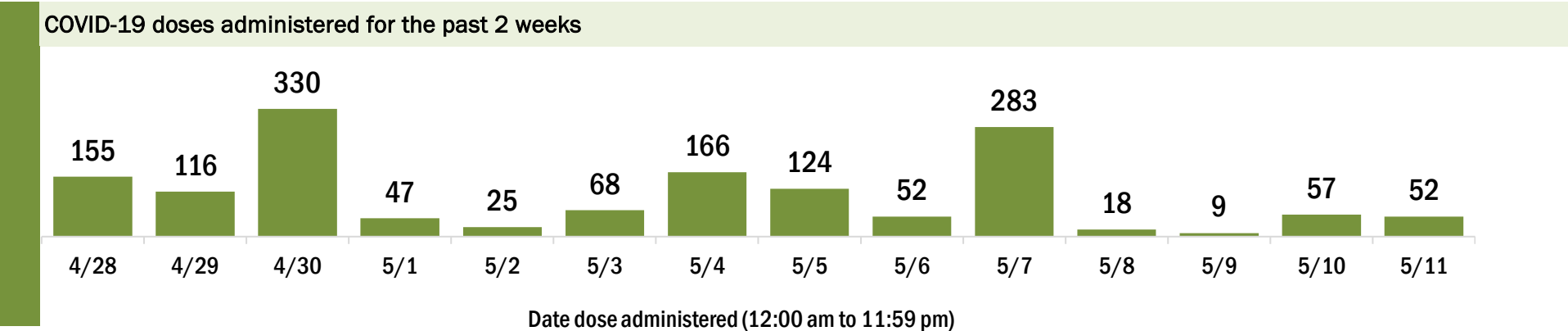
Data in this report are provisional and subject to change.

Data in this summary pertain to COVID-19 vaccines approved by the U.S. Food and Drug Administration and have been issued an Emergency Use Authorization (Janssen COVID-19 Vaccine, Moderna COVID-19 Vaccine and Pfizer-BioNTech COVID-19 Vaccine). These data summarize the number of people who have received either their first dose or have completed the series for a COVID-19 vaccine. **A person can only be counted in one category, first dose or series complete.** For persons receiving Moderna or Pfizer vaccines, once they receive their second dose, they are moved from the first dose column to the series completed column. **Because of this, the total first dose category may show a change from report to report not matching the total receiving their first dose from the previous day.** Persons receiving Johnson & Johnson vaccines will always be counted in the series completed column.

COVID-19 doses for vaccinated persons in Florida	
Doses administered	11,538
People receiving one dose of a 1-dose series (Johnson & Johnson) or receiving only one dose of a 2-dose series (Moderna, Pfizer) count once. Persons receiving both doses of a 2-dose series count twice.	

Current status of persons vaccinated for COVID-19 in Florida	
Total people vaccinated	6,987
First dose	2,016
Series completed	4,971
Completed 1-dose series	420
Completed 2-dose series	4,551
First dose: current number of people who have only received their first dose of the Moderna or Pfizer vaccine.	
Series complete: current number of people who have received both Moderna or Pfizer vaccine doses or one Johnson & Johnson dose and are considered fully immunized.	

Demographic summary	First dose	Series complete	Total people vaccinated
Age group	2,016	4,971	6,987
16-24 years	164	184	348
25-34 years	285	298	583
35-44 years	357	323	680
45-54 years	418	539	957
55-64 years	416	886	1,302
65-74 years	244	1,478	1,722
75-84 years	105	985	1,090
85+ years	27	278	305
Race	2,016	4,971	6,987
White	1,388	4,022	5,410
Black	328	202	530
American Indian/Alaskan	5	26	31
Other	217	501	718
Unknown	78	220	298
Other race includes Asian, native Hawaiian/Pacific Islander, or other.			
Ethnicity	2,016	4,971	6,987
Hispanic	704	958	1,662
Non-Hispanic	997	3,440	4,437
Unknown	315	573	888
Gender	2,016	4,971	6,987
Female	655	2,574	3,229
Male	1,360	2,395	3,755
Unknown	1	2	3



COVID-19: Hendry County vaccine summary

Vaccination data through May 11, 2021 as of May 12, 2021 at 12:05 AM

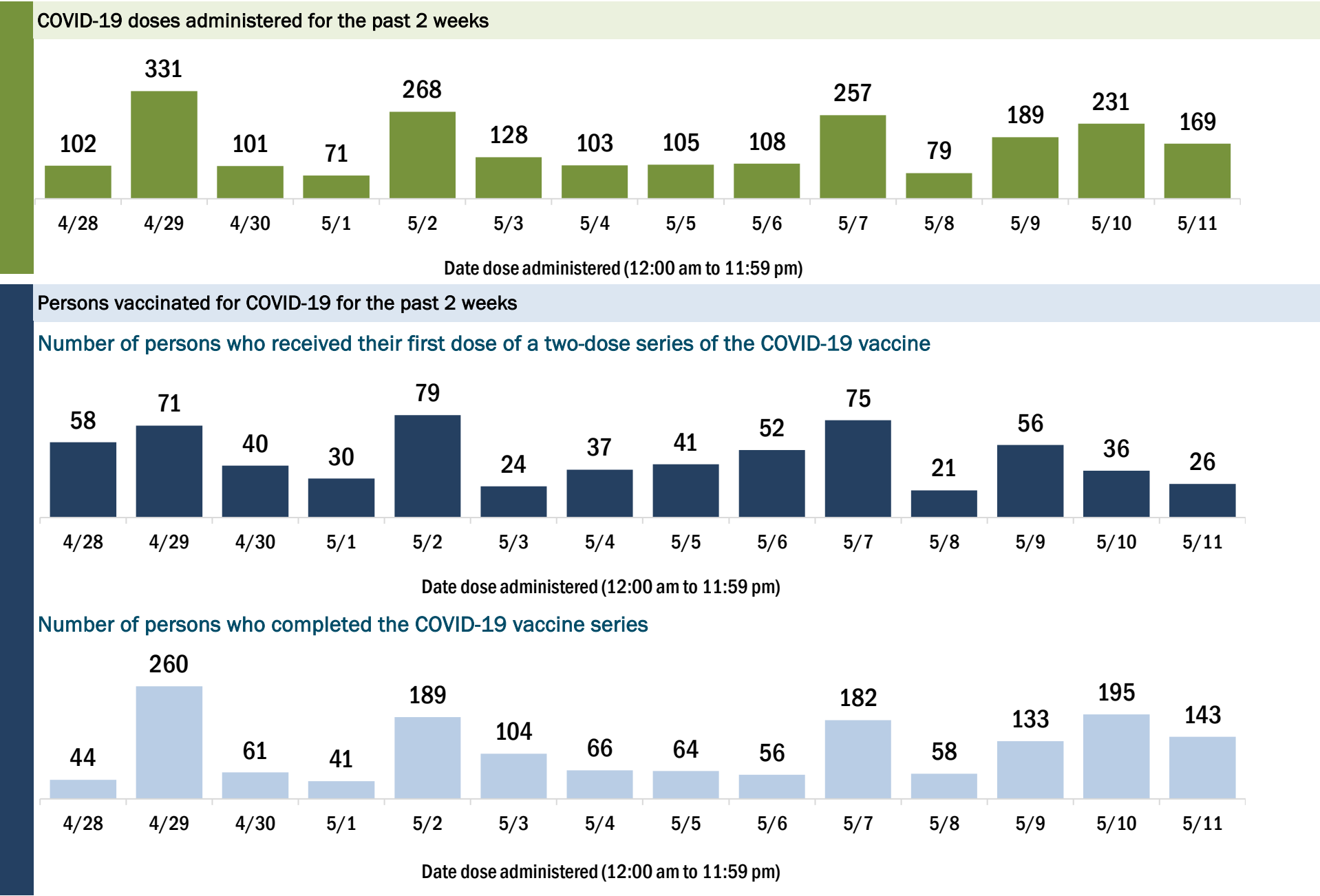
Data in this report are provisional and subject to change.

Data in this summary pertain to COVID-19 vaccines approved by the U.S. Food and Drug Administration and have been issued an Emergency Use Authorization (Janssen COVID-19 Vaccine, Moderna COVID-19 Vaccine and Pfizer-BioNTech COVID-19 Vaccine). These data summarize the number of people who have received either their first dose or have completed the series for a COVID-19 vaccine. **A person can only be counted in one category, first dose or series complete.** For persons receiving Moderna or Pfizer vaccines, once they receive their second dose, they are moved from the first dose column to the series completed column. **Because of this, the total first dose category may show a change from report to report not matching the total receiving their first dose from the previous day.** Persons receiving Johnson & Johnson vaccines will always be counted in the series completed column.

COVID-19 doses for vaccinated persons in Florida	
Doses administered	20,067
People receiving one dose of a 1-dose series (Johnson & Johnson) or receiving only one dose of a 2-dose series (Moderna, Pfizer) count once. Persons receiving both doses of a 2-dose series count twice.	

Current status of persons vaccinated for COVID-19 in Florida	
Total people vaccinated	12,258
First dose	3,091
Series completed	9,167
Completed 1-dose series	1,358
Completed 2-dose series	7,809
First dose: current number of people who have only received their first dose of the Moderna or Pfizer vaccine.	
Series complete: current number of people who have received both Moderna or Pfizer vaccine doses or one Johnson & Johnson dose and are considered fully immunized.	

Demographic summary	First dose	Series complete	Total people vaccinated
Age group	3,091	9,167	12,258
16-24 years	469	435	904
25-34 years	581	754	1,335
35-44 years	548	830	1,378
45-54 years	530	1,327	1,857
55-64 years	545	1,956	2,501
65-74 years	240	2,345	2,585
75-84 years	123	1,191	1,314
85+ years	55	329	384
Race	3,091	9,167	12,258
White	2,274	6,309	8,583
Black	143	614	757
American Indian/Alaskan	4	27	31
Other	399	1,393	1,792
Unknown	271	824	1,095
Other race includes Asian, native Hawaiian/Pacific Islander, or other.			
Ethnicity	3,091	9,167	12,258
Hispanic	1,789	3,125	4,914
Non-Hispanic	644	3,524	4,168
Unknown	658	2,518	3,176
Gender	3,091	9,167	12,258
Female	1,147	4,507	5,654
Male	1,943	4,657	6,600
Unknown	1	3	4



COVID-19: Hernando County vaccine summary

Vaccination data through May 11, 2021 as of May 12, 2021 at 12:05 AM

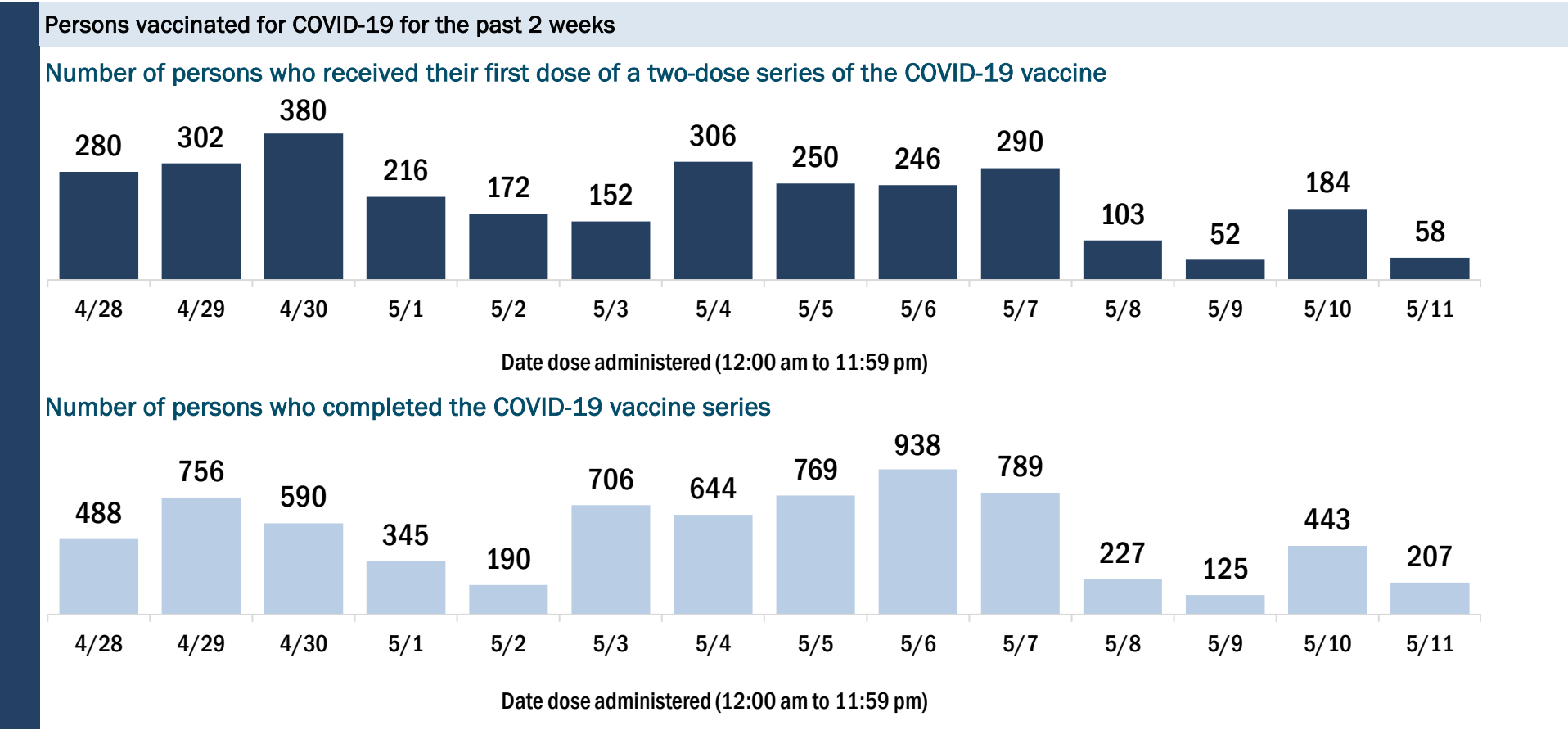
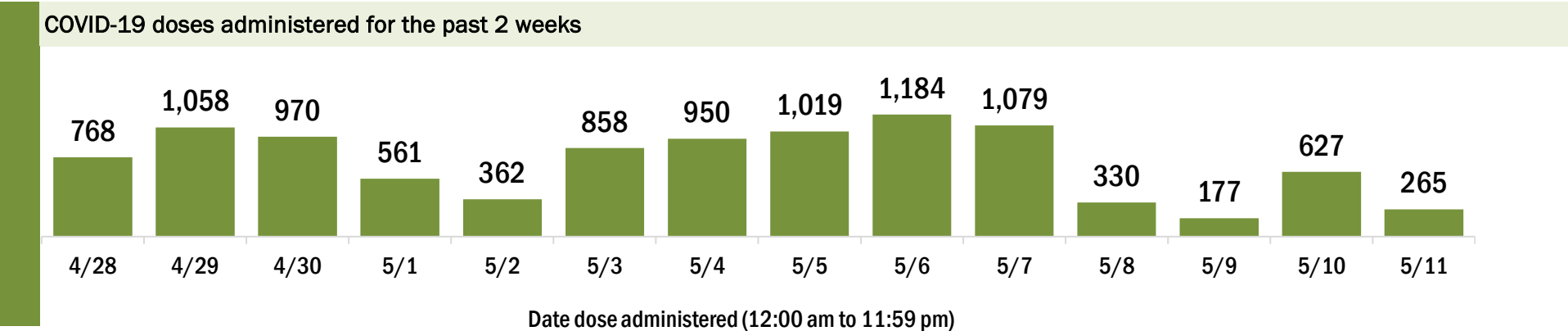
Data in this report are provisional and subject to change.

Data in this summary pertain to COVID-19 vaccines approved by the U.S. Food and Drug Administration and have been issued an Emergency Use Authorization (Janssen COVID-19 Vaccine, Moderna COVID-19 Vaccine and Pfizer-BioNTech COVID-19 Vaccine). These data summarize the number of people who have received either their first dose or have completed the series for a COVID-19 vaccine. **A person can only be counted in one category, first dose or series complete.** For persons receiving Moderna or Pfizer vaccines, once they receive their second dose, they are moved from the first dose column to the series completed column. **Because of this, the total first dose category may show a change from report to report not matching the total receiving their first dose from the previous day.** Persons receiving Johnson & Johnson vaccines will always be counted in the series completed column.

COVID-19 doses for vaccinated persons in Florida	
Doses administered	121,475
People receiving one dose of a 1-dose series (Johnson & Johnson) or receiving only one dose of a 2-dose series (Moderna, Pfizer) count once. Persons receiving both doses of a 2-dose series count twice.	

Current status of persons vaccinated for COVID-19 in Florida	
Total people vaccinated	70,657
First dose	14,371
Series completed	56,286
Completed 1-dose series	5,468
Completed 2-dose series	50,818
First dose: current number of people who have only received their first dose of the Moderna or Pfizer vaccine.	
Series complete: current number of people who have received both Moderna or Pfizer vaccine doses or one Johnson & Johnson dose and are considered fully immunized.	

Demographic summary	First dose	Series complete	Total people vaccinated
Age group	14,371	56,286	70,657
16-24 years	1,195	1,485	2,680
25-34 years	1,346	2,077	3,423
35-44 years	1,647	3,151	4,798
45-54 years	2,125	5,744	7,869
55-64 years	2,919	10,988	13,907
65-74 years	2,660	17,798	20,458
75-84 years	1,755	11,462	13,217
85+ years	724	3,581	4,305
Race	14,371	56,286	70,657
White	9,748	40,593	50,341
Black	531	1,468	1,999
American Indian/Alaskan	74	183	257
Other	1,222	4,051	5,273
Unknown	2,796	9,991	12,787
Other race includes Asian, native Hawaiian/Pacific Islander, or other.			
Ethnicity	14,371	56,286	70,657
Hispanic	1,379	3,148	4,527
Non-Hispanic	7,289	31,685	38,974
Unknown	5,703	21,453	27,156
Gender	14,371	56,286	70,657
Female	7,940	32,238	40,178
Male	6,419	24,013	30,432
Unknown	12	35	47



COVID-19: Highlands County vaccine summary

Vaccination data through May 11, 2021 as of May 12, 2021 at 12:05 AM

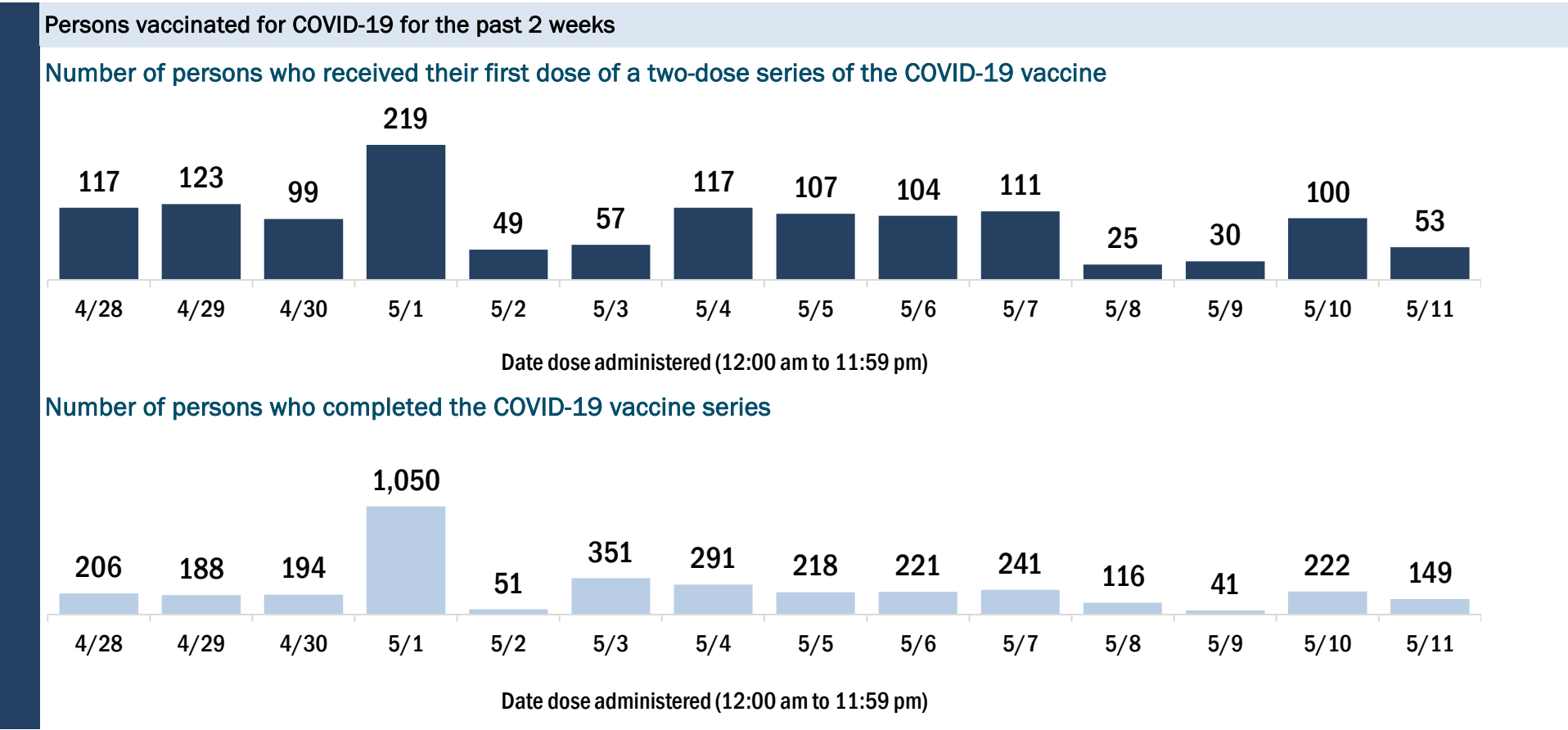
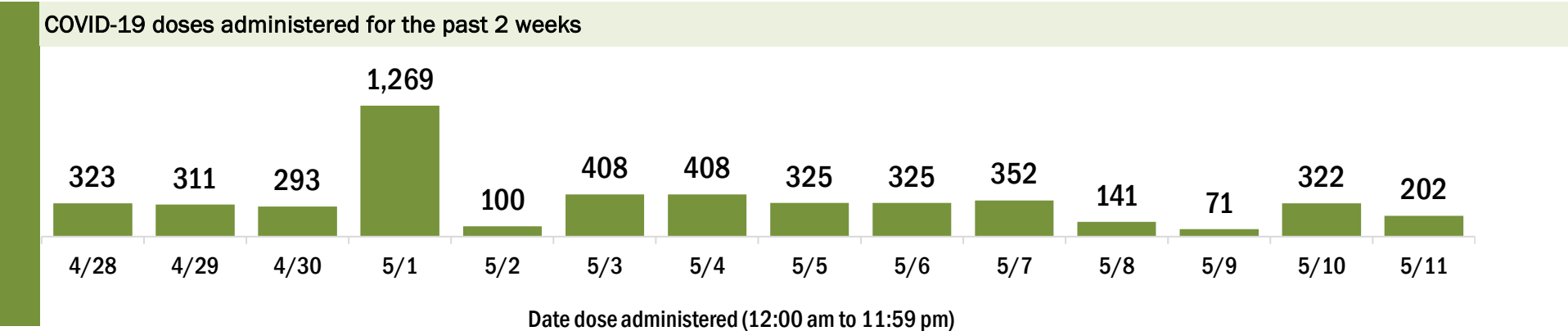
Data in this report are provisional and subject to change.

Data in this summary pertain to COVID-19 vaccines approved by the U.S. Food and Drug Administration and have been issued an Emergency Use Authorization (Janssen COVID-19 Vaccine, Moderna COVID-19 Vaccine and Pfizer-BioNTech COVID-19 Vaccine). These data summarize the number of people who have received either their first dose or have completed the series for a COVID-19 vaccine. **A person can only be counted in one category, first dose or series complete.** For persons receiving Moderna or Pfizer vaccines, once they receive their second dose, they are moved from the first dose column to the series completed column. **Because of this, the total first dose category may show a change from report to report not matching the total receiving their first dose from the previous day.** Persons receiving Johnson & Johnson vaccines will always be counted in the series completed column.

COVID-19 doses for vaccinated persons in Florida	
Doses administered	72,971
People receiving one dose of a 1-dose series (Johnson & Johnson) or receiving only one dose of a 2-dose series (Moderna, Pfizer) count once. Persons receiving both doses of a 2-dose series count twice.	

Current status of persons vaccinated for COVID-19 in Florida	
Total people vaccinated	43,388
First dose	12,537
Series completed	30,851
Completed 1-dose series	1,268
Completed 2-dose series	29,583
First dose: current number of people who have only received their first dose of the Moderna or Pfizer vaccine.	
Series complete: current number of people who have received both Moderna or Pfizer vaccine doses or one Johnson & Johnson dose and are considered fully immunized.	

Demographic summary	First dose	Series complete	Total people vaccinated
Age group	12,537	30,851	43,388
16-24 years	538	476	1,014
25-34 years	619	826	1,445
35-44 years	801	1,074	1,875
45-54 years	1,121	2,010	3,131
55-64 years	2,174	5,020	7,194
65-74 years	3,597	10,778	14,375
75-84 years	2,792	8,335	11,127
85+ years	895	2,332	3,227
Race	12,537	30,851	43,388
White	9,561	25,166	34,727
Black	649	1,087	1,736
American Indian/Alaskan	142	210	352
Other	884	2,032	2,916
Unknown	1,301	2,356	3,657
Other race includes Asian, native Hawaiian/Pacific Islander, or other.			
Ethnicity	12,537	30,851	43,388
Hispanic	1,599	2,416	4,015
Non-Hispanic	7,658	22,481	30,139
Unknown	3,280	5,954	9,234
Gender	12,537	30,851	43,388
Female	6,630	16,710	23,340
Male	5,888	14,123	20,011
Unknown	19	18	37



COVID-19: Hillsborough County vaccine summary

Vaccination data through May 11, 2021 as of May 12, 2021 at 12:05 AM

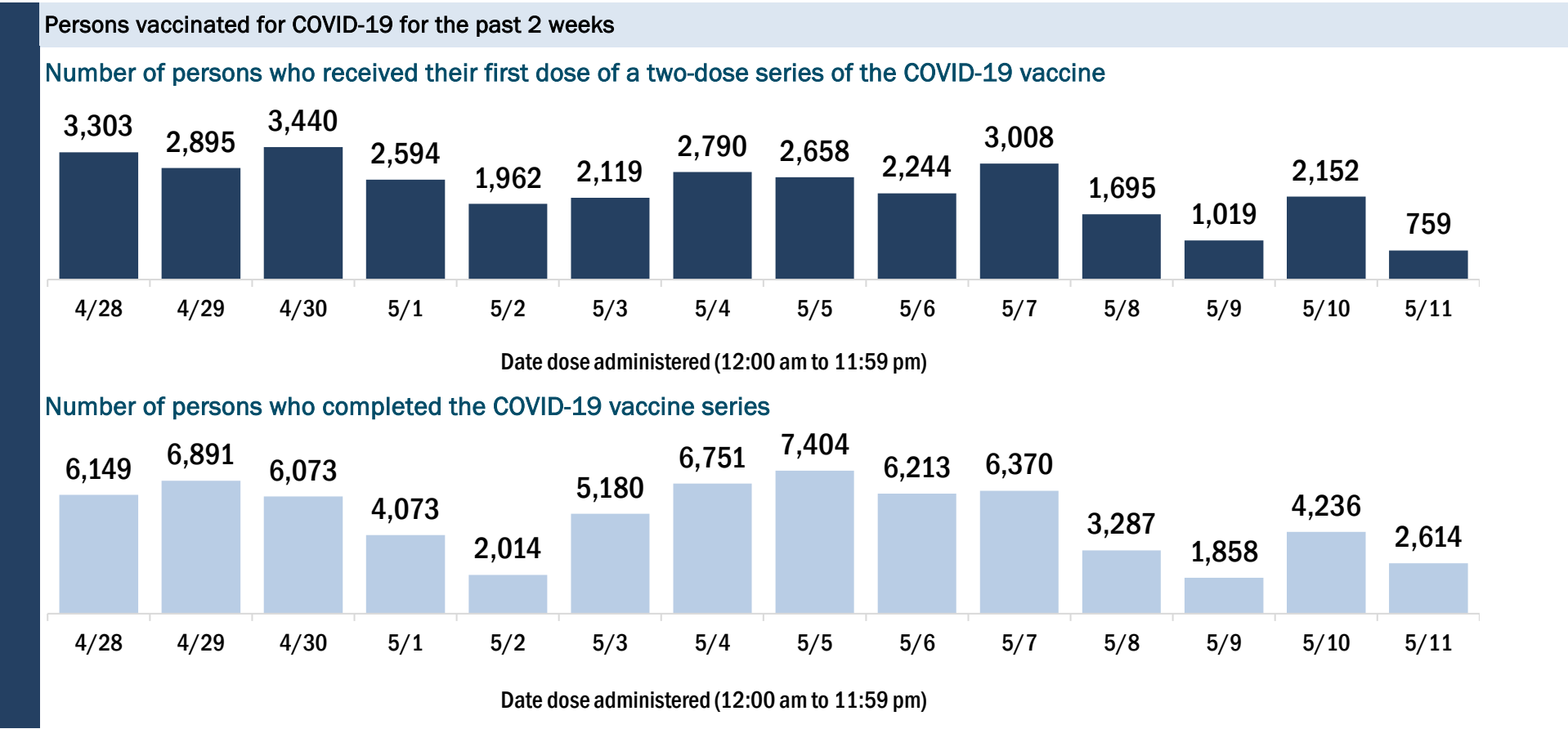
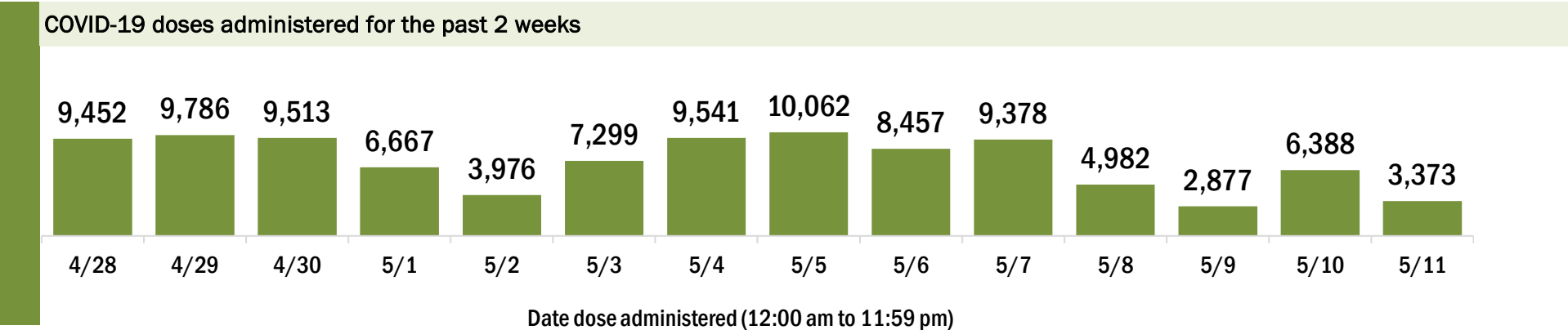
Data in this report are provisional and subject to change.

Data in this summary pertain to COVID-19 vaccines approved by the U.S. Food and Drug Administration and have been issued an Emergency Use Authorization (Janssen COVID-19 Vaccine, Moderna COVID-19 Vaccine and Pfizer-BioNTech COVID-19 Vaccine). These data summarize the number of people who have received either their first dose or have completed the series for a COVID-19 vaccine. **A person can only be counted in one category, first dose or series complete.** For persons receiving Moderna or Pfizer vaccines, once they receive their second dose, they are moved from the first dose column to the series completed column. **Because of this, the total first dose category may show a change from report to report not matching the total receiving their first dose from the previous day.** Persons receiving Johnson & Johnson vaccines will always be counted in the series completed column.

COVID-19 doses for vaccinated persons in Florida	
Doses administered	952,472
People receiving one dose of a 1-dose series (Johnson & Johnson) or receiving only one dose of a 2-dose series (Moderna, Pfizer) count once. Persons receiving both doses of a 2-dose series count twice.	

Current status of persons vaccinated for COVID-19 in Florida	
Total people vaccinated	580,806
First dose	153,143
Series completed	427,663
Completed 1-dose series	55,997
Completed 2-dose series	371,666
First dose: current number of people who have only received their first dose of the Moderna or Pfizer vaccine.	
Series complete: current number of people who have received both Moderna or Pfizer vaccine doses or one Johnson & Johnson dose and are considered fully immunized.	

Demographic summary	First dose	Series complete	Total people vaccinated
Age group	153,143	427,663	580,806
16-24 years	17,666	30,009	47,675
25-34 years	21,339	48,156	69,495
35-44 years	21,646	60,884	82,530
45-54 years	21,082	74,708	95,790
55-64 years	21,214	89,850	111,064
65-74 years	29,859	74,313	104,172
75-84 years	15,335	36,717	52,052
85+ years	5,002	13,026	18,028
Race	153,143	427,663	580,806
White	91,897	277,580	369,477
Black	11,537	28,723	40,260
American Indian/Alaskan	696	1,166	1,862
Other	22,155	59,319	81,474
Unknown	26,858	60,875	87,733
Other race includes Asian, native Hawaiian/Pacific Islander, or other.			
Ethnicity	153,143	427,663	580,806
Hispanic	25,727	47,047	72,774
Non-Hispanic	71,949	245,910	317,859
Unknown	55,467	134,706	190,173
Gender	153,143	427,663	580,806
Female	80,461	237,879	318,340
Male	72,425	189,510	261,935
Unknown	257	274	531



COVID-19: Holmes County vaccine summary

Vaccination data through May 11, 2021 as of May 12, 2021 at 12:05 AM

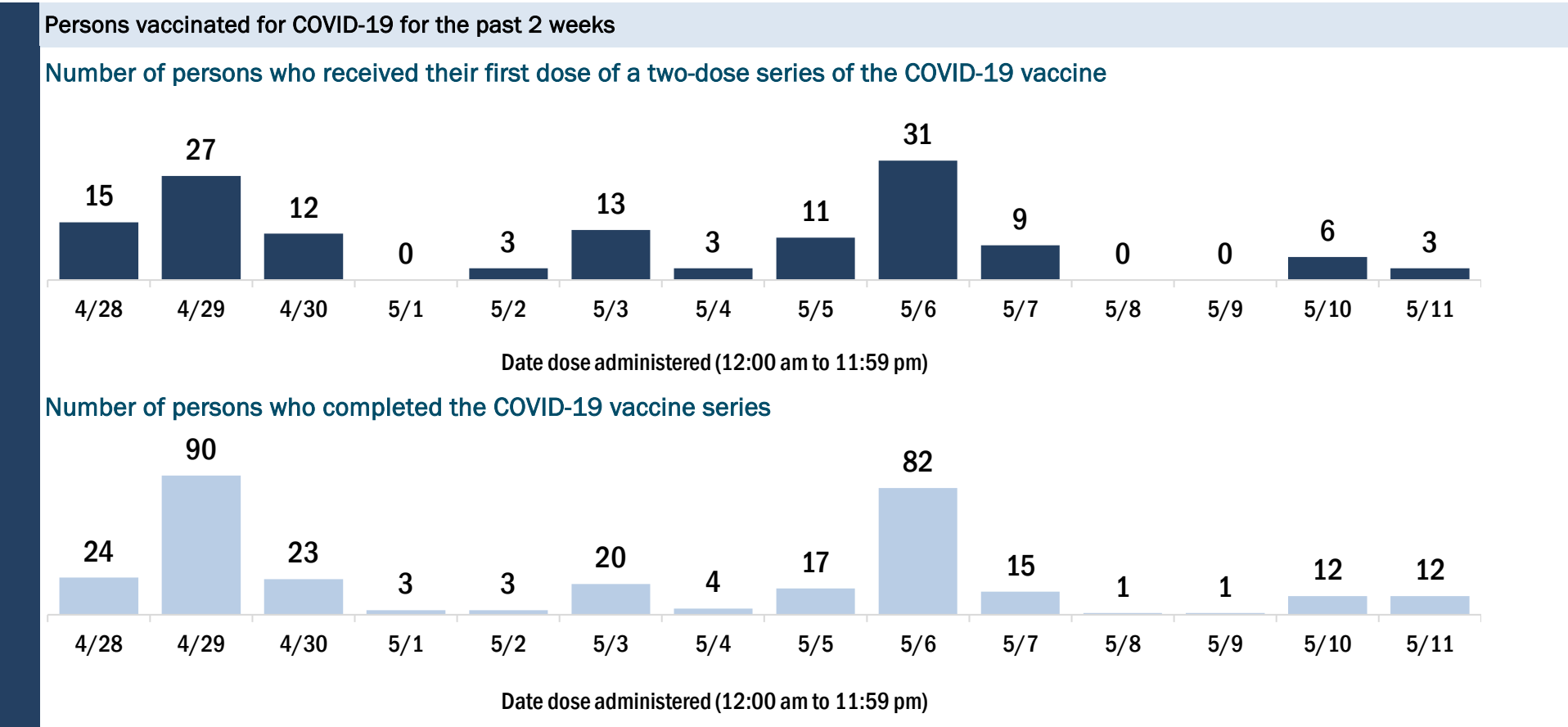
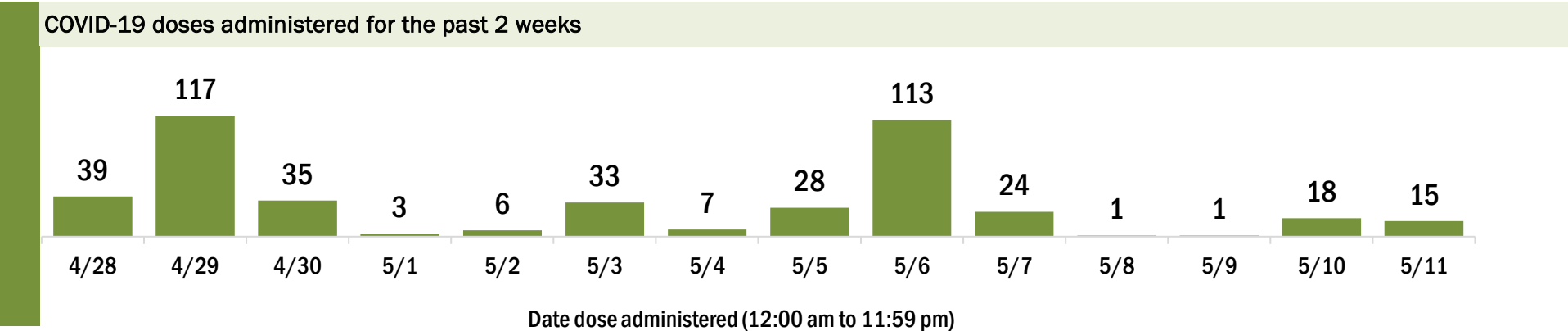
Data in this report are provisional and subject to change.

Data in this summary pertain to COVID-19 vaccines approved by the U.S. Food and Drug Administration and have been issued an Emergency Use Authorization (Janssen COVID-19 Vaccine, Moderna COVID-19 Vaccine and Pfizer-BioNTech COVID-19 Vaccine). These data summarize the number of people who have received either their first dose or have completed the series for a COVID-19 vaccine. **A person can only be counted in one category, first dose or series complete.** For persons receiving Moderna or Pfizer vaccines, once they receive their second dose, they are moved from the first dose column to the series completed column. **Because of this, the total first dose category may show a change from report to report not matching the total receiving their first dose from the previous day.** Persons receiving Johnson & Johnson vaccines will always be counted in the series completed column.

COVID-19 doses for vaccinated persons in Florida	
Doses administered	7,108
People receiving one dose of a 1-dose series (Johnson & Johnson) or receiving only one dose of a 2-dose series (Moderna, Pfizer) count once. Persons receiving both doses of a 2-dose series count twice.	

Current status of persons vaccinated for COVID-19 in Florida	
Total people vaccinated	4,235
First dose	1,015
Series completed	3,220
Completed 1-dose series	347
Completed 2-dose series	2,873
First dose: current number of people who have only received their first dose of the Moderna or Pfizer vaccine.	
Series complete: current number of people who have received both Moderna or Pfizer vaccine doses or one Johnson & Johnson dose and are considered fully immunized.	

Demographic summary	First dose	Series complete	Total people vaccinated
Age group	1,015	3,220	4,235
16-24 years	57	54	111
25-34 years	124	104	228
35-44 years	165	180	345
45-54 years	190	315	505
55-64 years	231	656	887
65-74 years	141	1,041	1,182
75-84 years	81	684	765
85+ years	26	186	212
Race	1,015	3,220	4,235
White	719	2,779	3,498
Black	173	108	281
American Indian/Alaskan	7	35	42
Other	66	182	248
Unknown	50	116	166
Other race includes Asian, native Hawaiian/Pacific Islander, or other.			
Ethnicity	1,015	3,220	4,235
Hispanic	49	37	86
Non-Hispanic	814	2,699	3,513
Unknown	152	484	636
Gender	1,015	3,220	4,235
Female	334	1,766	2,100
Male	681	1,454	2,135
Unknown	0	0	0



COVID-19: Indian River County vaccine summary

Vaccination data through May 11, 2021 as of May 12, 2021 at 12:05 AM

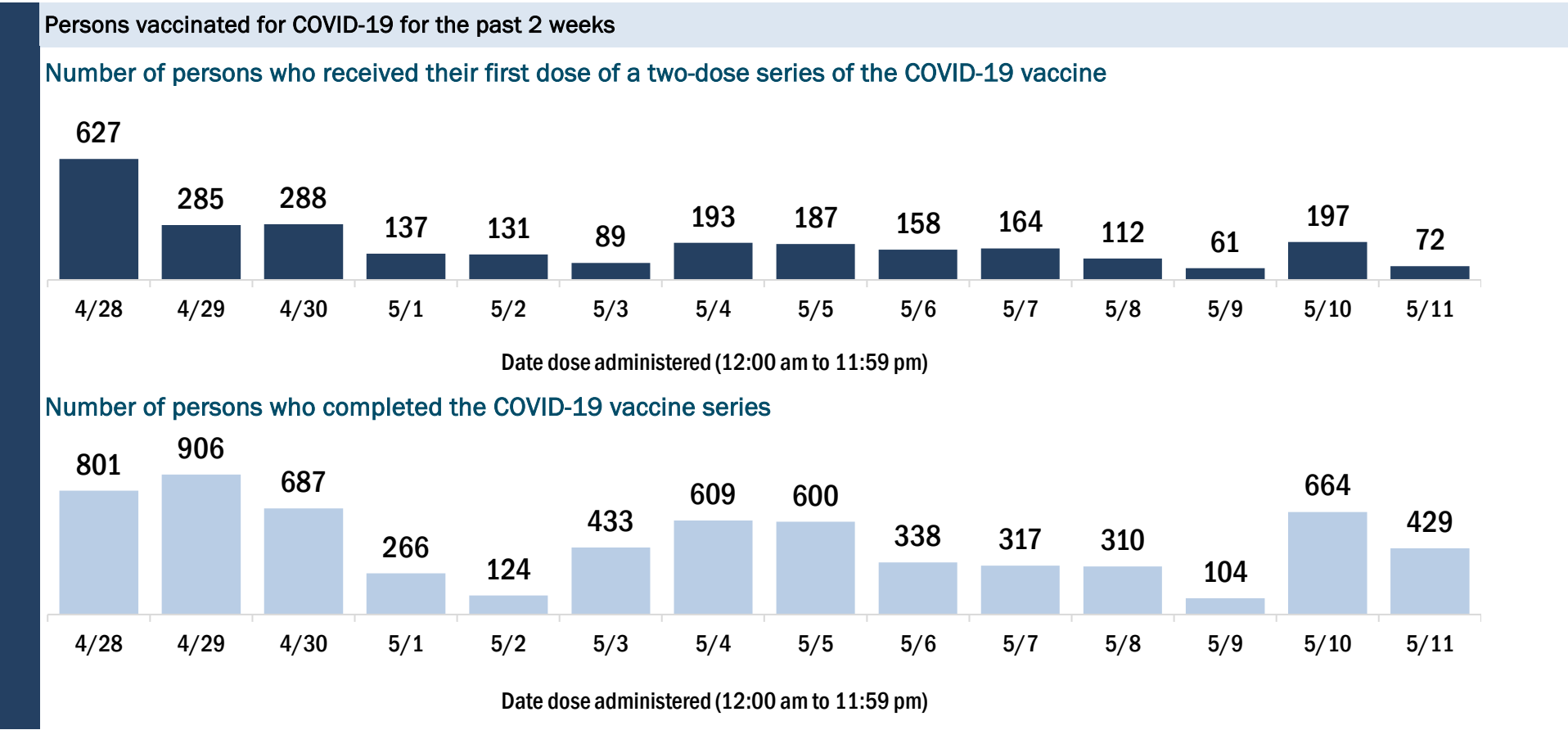
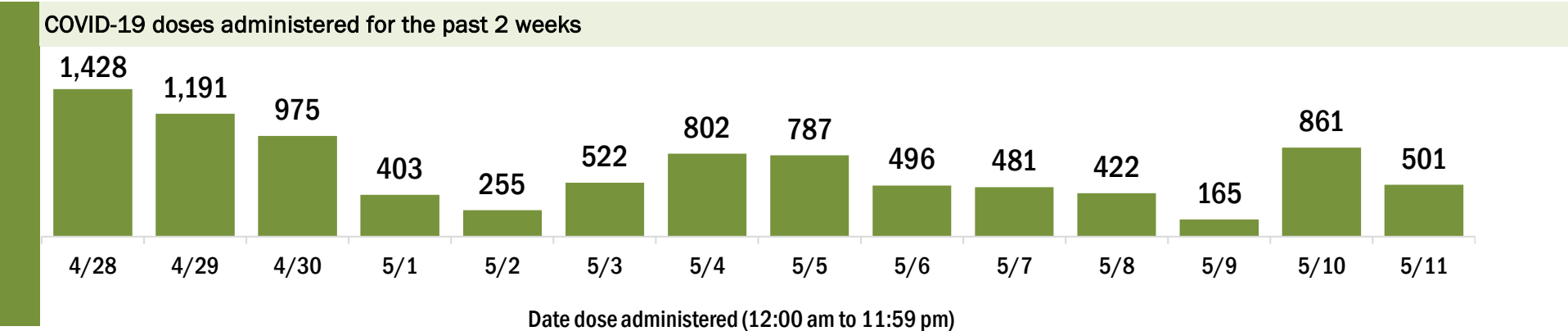
Data in this report are provisional and subject to change.

Data in this summary pertain to COVID-19 vaccines approved by the U.S. Food and Drug Administration and have been issued an Emergency Use Authorization (Janssen COVID-19 Vaccine, Moderna COVID-19 Vaccine and Pfizer-BioNTech COVID-19 Vaccine). These data summarize the number of people who have received either their first dose or have completed the series for a COVID-19 vaccine. **A person can only be counted in one category, first dose or series complete.** For persons receiving Moderna or Pfizer vaccines, once they receive their second dose, they are moved from the first dose column to the series completed column. **Because of this, the total first dose category may show a change from report to report not matching the total receiving their first dose from the previous day.** Persons receiving Johnson & Johnson vaccines will always be counted in the series completed column.

COVID-19 doses for vaccinated persons in Florida	
Doses administered	143,025
People receiving one dose of a 1-dose series (Johnson & Johnson) or receiving only one dose of a 2-dose series (Moderna, Pfizer) count once. Persons receiving both doses of a 2-dose series count twice.	

Current status of persons vaccinated for COVID-19 in Florida	
Total people vaccinated	83,642
First dose	21,680
Series completed	61,962
Completed 1-dose series	2,579
Completed 2-dose series	59,383
First dose: current number of people who have only received their first dose of the Moderna or Pfizer vaccine.	
Series complete: current number of people who have received both Moderna or Pfizer vaccine doses or one Johnson & Johnson dose and are considered fully immunized.	

Demographic summary	First dose	Series complete	Total people vaccinated
Age group	21,680	61,962	83,642
16-24 years	1,286	1,387	2,673
25-34 years	1,478	2,103	3,581
35-44 years	1,694	2,976	4,670
45-54 years	2,341	5,273	7,614
55-64 years	4,010	11,964	15,974
65-74 years	5,170	21,008	26,178
75-84 years	3,942	12,924	16,866
85+ years	1,759	4,327	6,086
Race	21,680	61,962	83,642
White	15,680	45,629	61,309
Black	1,084	2,001	3,085
American Indian/Alaskan	137	310	447
Other	1,606	4,310	5,916
Unknown	3,173	9,712	12,885
Other race includes Asian, native Hawaiian/Pacific Islander, or other.			
Ethnicity	21,680	61,962	83,642
Hispanic	2,070	2,863	4,933
Non-Hispanic	10,518	38,539	49,057
Unknown	9,092	20,560	29,652
Gender	21,680	61,962	83,642
Female	11,389	34,569	45,958
Male	10,264	27,357	37,621
Unknown	27	36	63



COVID-19: Jackson County vaccine summary

Vaccination data through May 11, 2021 as of May 12, 2021 at 12:05 AM

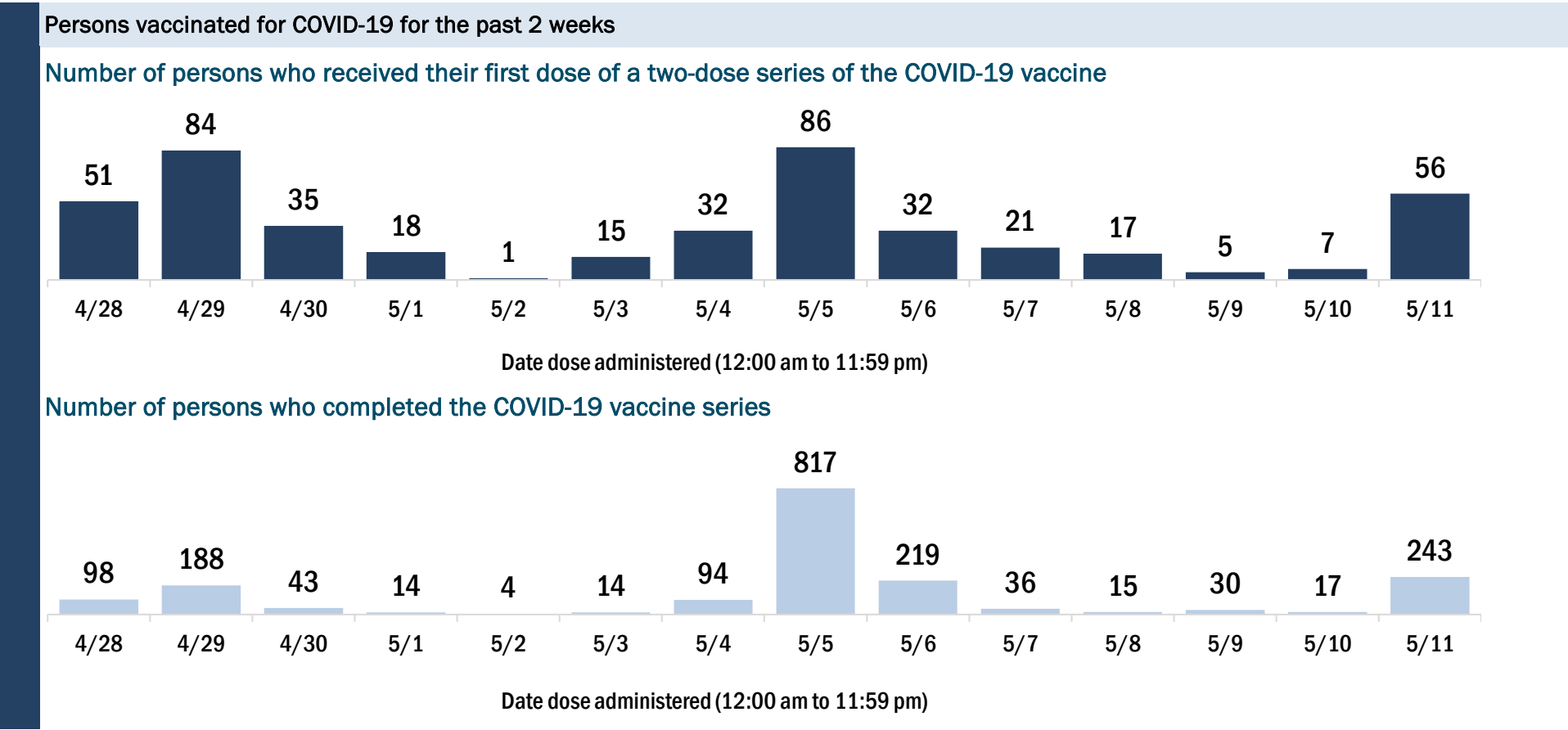
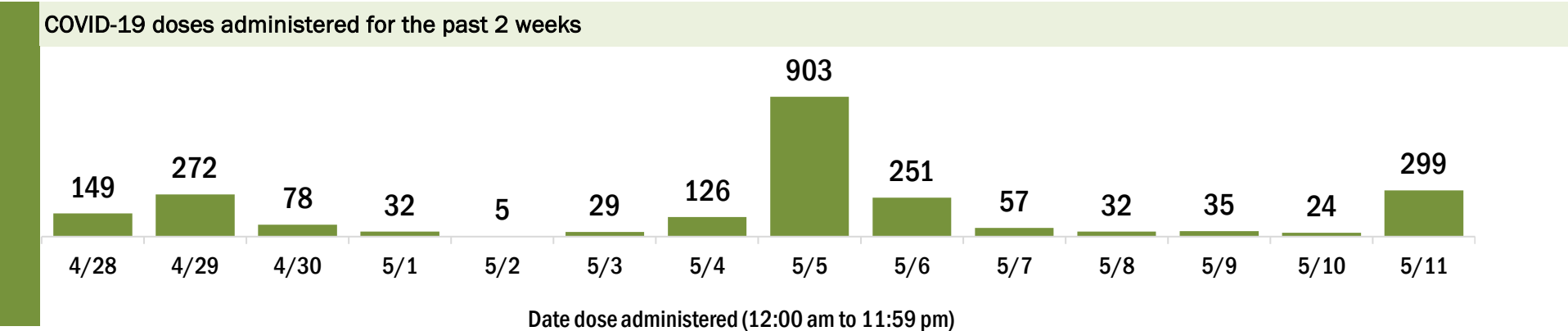
Data in this report are provisional and subject to change.

Data in this summary pertain to COVID-19 vaccines approved by the U.S. Food and Drug Administration and have been issued an Emergency Use Authorization (Janssen COVID-19 Vaccine, Moderna COVID-19 Vaccine and Pfizer-BioNTech COVID-19 Vaccine). These data summarize the number of people who have received either their first dose or have completed the series for a COVID-19 vaccine. **A person can only be counted in one category, first dose or series complete.** For persons receiving Moderna or Pfizer vaccines, once they receive their second dose, they are moved from the first dose column to the series completed column. **Because of this, the total first dose category may show a change from report to report not matching the total receiving their first dose from the previous day.** Persons receiving Johnson & Johnson vaccines will always be counted in the series completed column.

COVID-19 doses for vaccinated persons in Florida	
Doses administered	23,737
People receiving one dose of a 1-dose series (Johnson & Johnson) or receiving only one dose of a 2-dose series (Moderna, Pfizer) count once. Persons receiving both doses of a 2-dose series count twice.	

Current status of persons vaccinated for COVID-19 in Florida	
Total people vaccinated	13,740
First dose	2,846
Series completed	10,894
Completed 1-dose series	897
Completed 2-dose series	9,997
First dose: current number of people who have only received their first dose of the Moderna or Pfizer vaccine.	
Series complete: current number of people who have received both Moderna or Pfizer vaccine doses or one Johnson & Johnson dose and are considered fully immunized.	

Demographic summary	First dose	Series complete	Total people vaccinated
Age group	2,846	10,894	13,740
16-24 years	162	205	367
25-34 years	321	531	852
35-44 years	421	832	1,253
45-54 years	489	1,350	1,839
55-64 years	515	2,376	2,891
65-74 years	492	3,156	3,648
75-84 years	325	1,839	2,164
85+ years	121	605	726
Race	2,846	10,894	13,740
White	1,631	7,526	9,157
Black	762	2,342	3,104
American Indian/Alaskan	13	57	70
Other	153	454	607
Unknown	287	515	802
Other race includes Asian, native Hawaiian/Pacific Islander, or other.			
Ethnicity	2,846	10,894	13,740
Hispanic	122	270	392
Non-Hispanic	1,434	8,311	9,745
Unknown	1,290	2,313	3,603
Gender	2,846	10,894	13,740
Female	1,183	5,689	6,872
Male	1,662	5,205	6,867
Unknown	1	0	1



COVID-19: Jefferson County vaccine summary

Vaccination data through May 11, 2021 as of May 12, 2021 at 12:05 AM

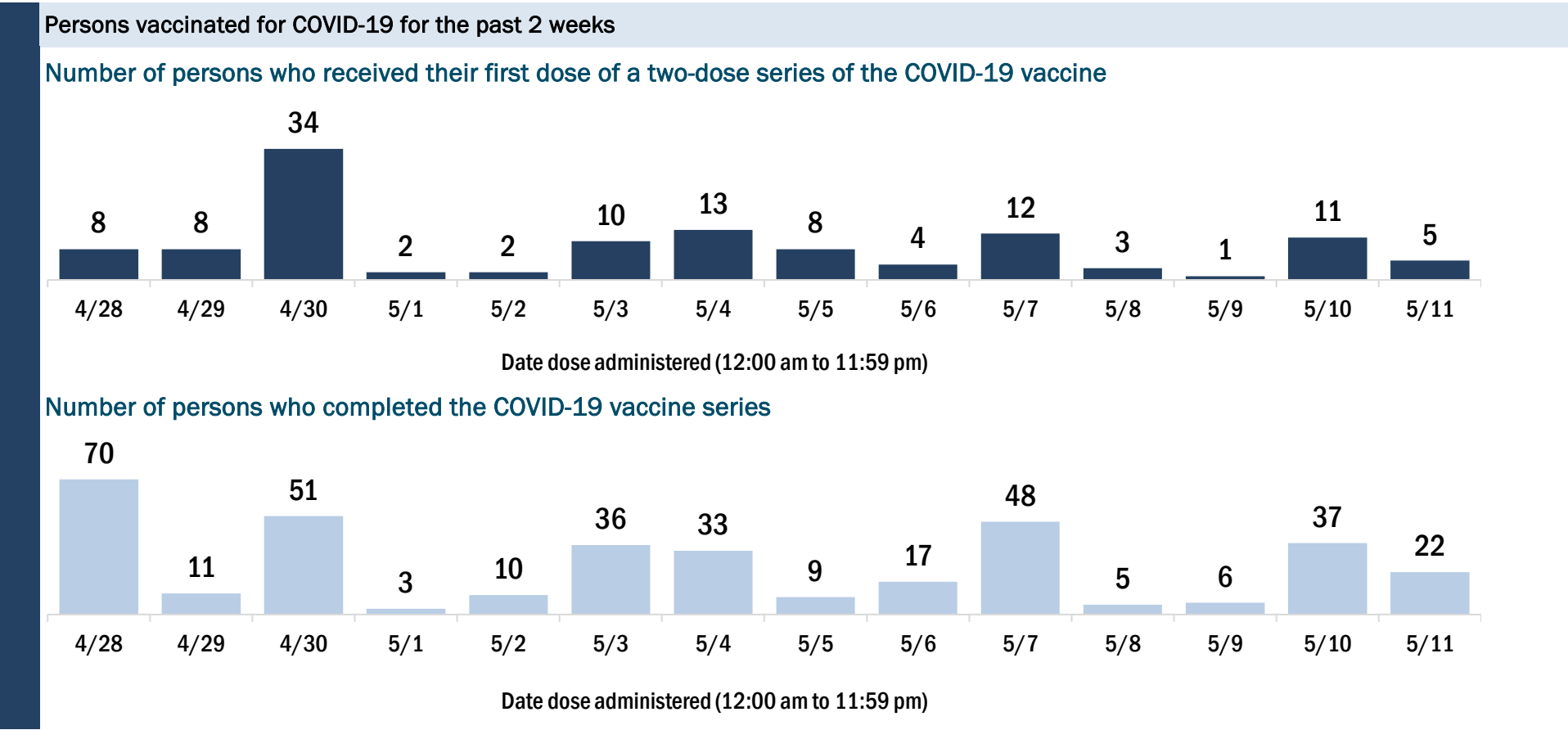
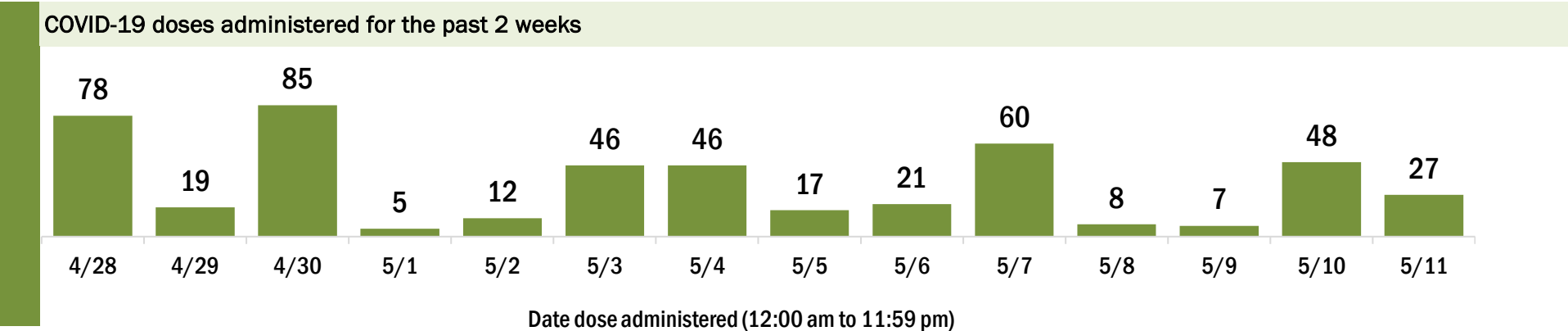
Data in this report are provisional and subject to change.

Data in this summary pertain to COVID-19 vaccines approved by the U.S. Food and Drug Administration and have been issued an Emergency Use Authorization (Janssen COVID-19 Vaccine, Moderna COVID-19 Vaccine and Pfizer-BioNTech COVID-19 Vaccine). These data summarize the number of people who have received either their first dose or have completed the series for a COVID-19 vaccine. **A person can only be counted in one category, first dose or series complete.** For persons receiving Moderna or Pfizer vaccines, once they receive their second dose, they are moved from the first dose column to the series completed column. **Because of this, the total first dose category may show a change from report to report not matching the total receiving their first dose from the previous day.** Persons receiving Johnson & Johnson vaccines will always be counted in the series completed column.

COVID-19 doses for vaccinated persons in Florida	
Doses administered	8,997
People receiving one dose of a 1-dose series (Johnson & Johnson) or receiving only one dose of a 2-dose series (Moderna, Pfizer) count once. Persons receiving both doses of a 2-dose series count twice.	

Current status of persons vaccinated for COVID-19 in Florida	
Total people vaccinated	5,159
First dose	1,023
Series completed	4,136
Completed 1-dose series	298
Completed 2-dose series	3,838
First dose: current number of people who have only received their first dose of the Moderna or Pfizer vaccine.	
Series complete: current number of people who have received both Moderna or Pfizer vaccine doses or one Johnson & Johnson dose and are considered fully immunized.	

Demographic summary	First dose	Series complete	Total people vaccinated
Age group	1,023	4,136	5,159
16-24 years	64	98	162
25-34 years	90	153	243
35-44 years	169	225	394
45-54 years	232	480	712
55-64 years	266	996	1,262
65-74 years	125	1,339	1,464
75-84 years	55	663	718
85+ years	22	182	204
Race	1,023	4,136	5,159
White	557	2,345	2,902
Black	317	966	1,283
American Indian/Alaskan	2	7	9
Other	90	550	640
Unknown	57	268	325
Other race includes Asian, native Hawaiian/Pacific Islander, or other.			
Ethnicity	1,023	4,136	5,159
Hispanic	27	94	121
Non-Hispanic	812	2,849	3,661
Unknown	184	1,193	1,377
Gender	1,023	4,136	5,159
Female	359	2,405	2,764
Male	664	1,731	2,395
Unknown	0	0	0



COVID-19: Lafayette County vaccine summary

Vaccination data through May 11, 2021 as of May 12, 2021 at 12:05 AM

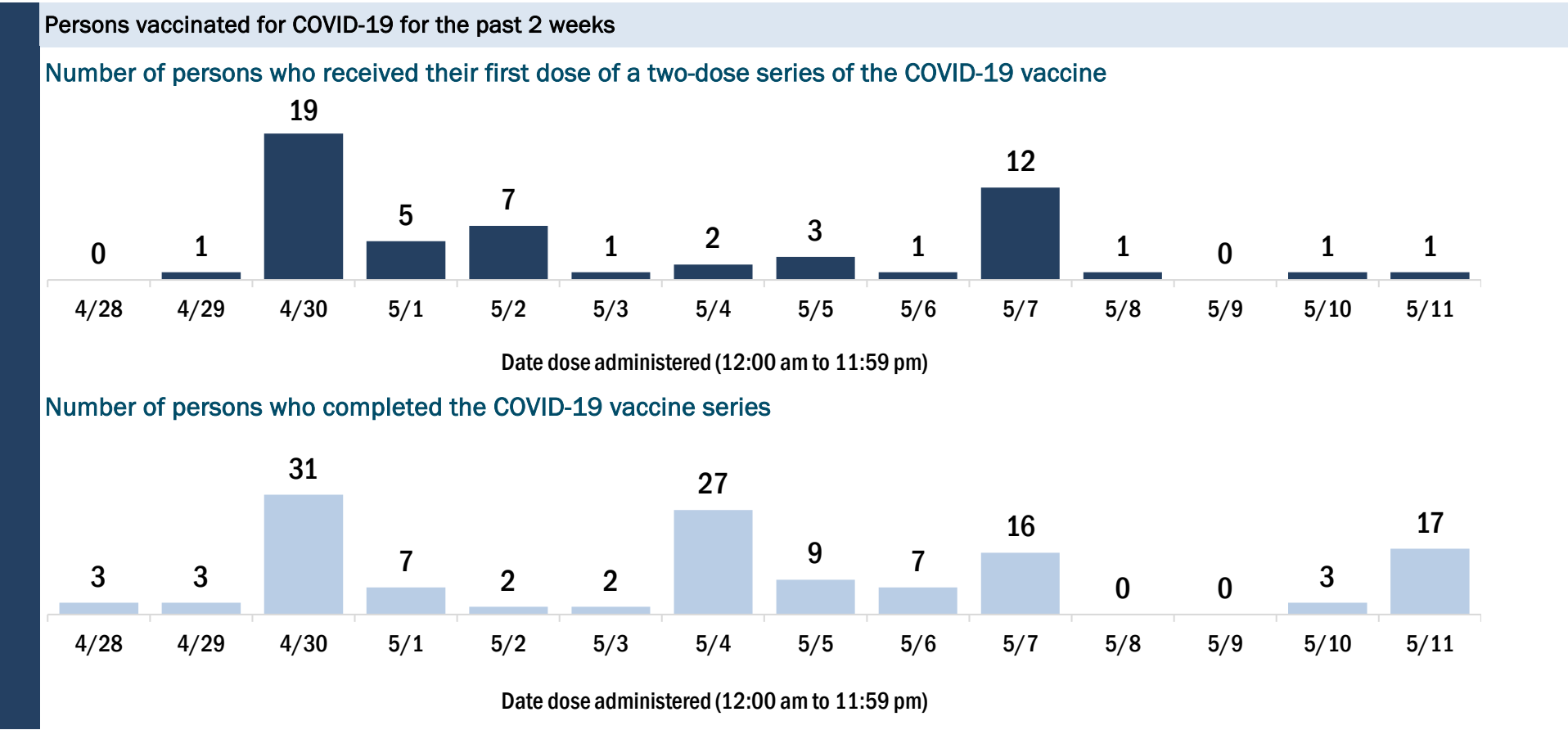
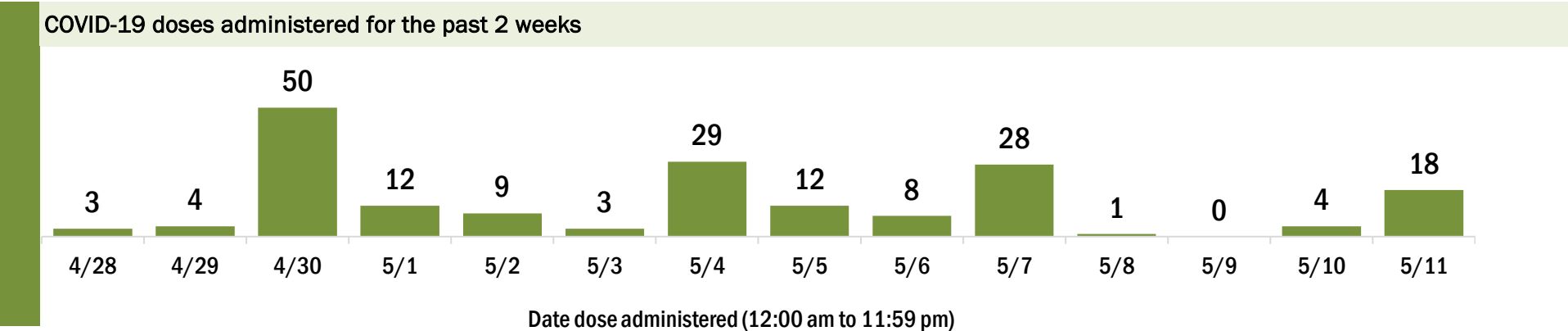
Data in this report are provisional and subject to change.

Data in this summary pertain to COVID-19 vaccines approved by the U.S. Food and Drug Administration and have been issued an Emergency Use Authorization (Janssen COVID-19 Vaccine, Moderna COVID-19 Vaccine and Pfizer-BioNTech COVID-19 Vaccine). These data summarize the number of people who have received either their first dose or have completed the series for a COVID-19 vaccine. **A person can only be counted in one category, first dose or series complete.** For persons receiving Moderna or Pfizer vaccines, once they receive their second dose, they are moved from the first dose column to the series completed column. **Because of this, the total first dose category may show a change from report to report not matching the total receiving their first dose from the previous day.** Persons receiving Johnson & Johnson vaccines will always be counted in the series completed column.

COVID-19 doses for vaccinated persons in Florida	
Doses administered	3,633
People receiving one dose of a 1-dose series (Johnson & Johnson) or receiving only one dose of a 2-dose series (Moderna, Pfizer) count once. Persons receiving both doses of a 2-dose series count twice.	

Current status of persons vaccinated for COVID-19 in Florida	
Total people vaccinated	2,161
First dose	644
Series completed	1,517
Completed 1-dose series	45
Completed 2-dose series	1,472
First dose: current number of people who have only received their first dose of the Moderna or Pfizer vaccine.	
Series complete: current number of people who have received both Moderna or Pfizer vaccine doses or one Johnson & Johnson dose and are considered fully immunized.	

Demographic summary	First dose	Series complete	Total people vaccinated
Age group	644	1,517	2,161
16-24 years	26	15	41
25-34 years	88	25	113
35-44 years	116	59	175
45-54 years	129	127	256
55-64 years	93	220	313
65-74 years	110	627	737
75-84 years	55	344	399
85+ years	27	100	127
Race	644	1,517	2,161
White	396	1,288	1,684
Black	142	54	196
American Indian/Alaskan	3	6	9
Other	46	88	134
Unknown	57	81	138
Other race includes Asian, native Hawaiian/Pacific Islander, or other.			
Ethnicity	644	1,517	2,161
Hispanic	47	70	117
Non-Hispanic	199	1,193	1,392
Unknown	398	254	652
Gender	644	1,517	2,161
Female	164	782	946
Male	479	735	1,214
Unknown	1	0	1



COVID-19: Lake County vaccine summary

Vaccination data through May 11, 2021 as of May 12, 2021 at 12:05 AM

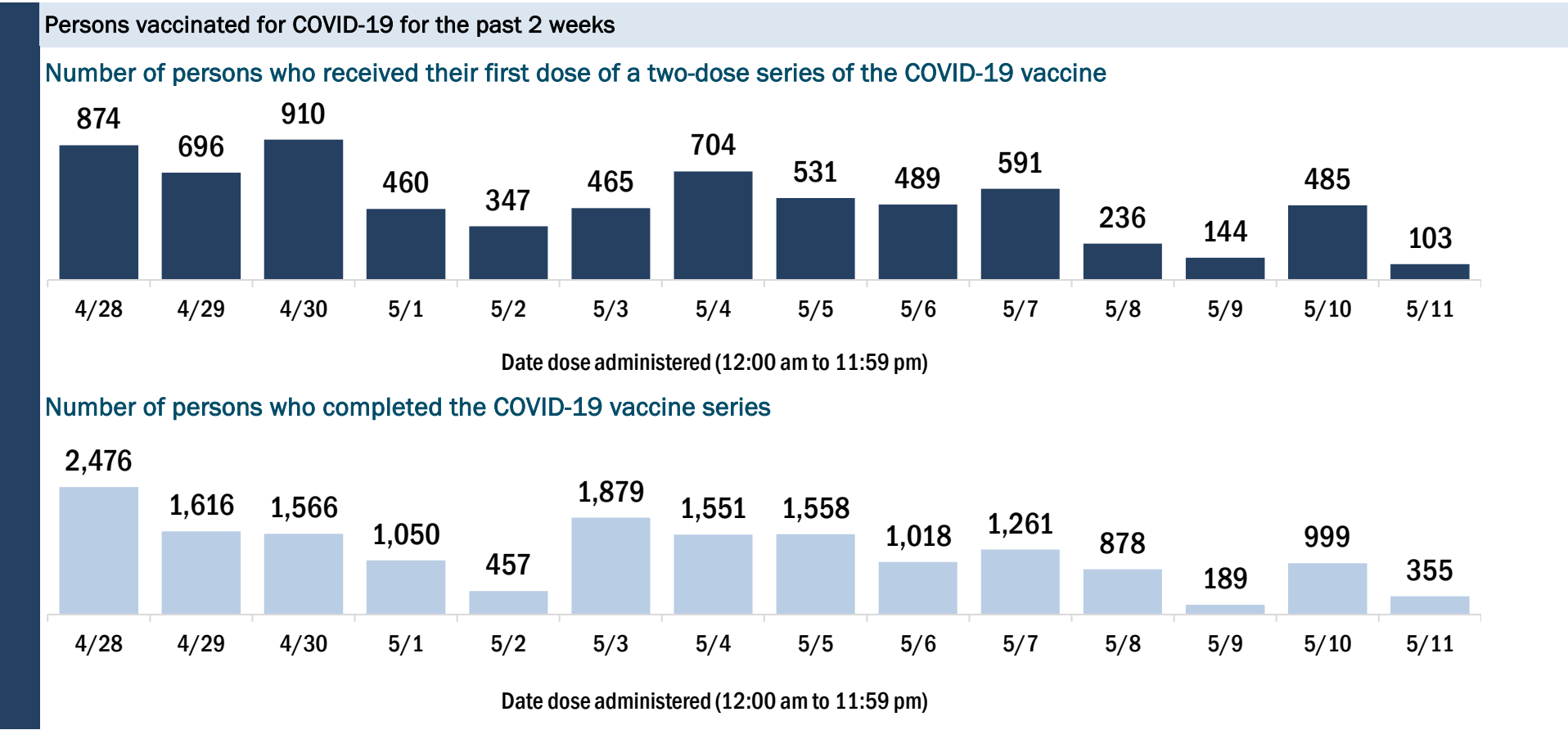
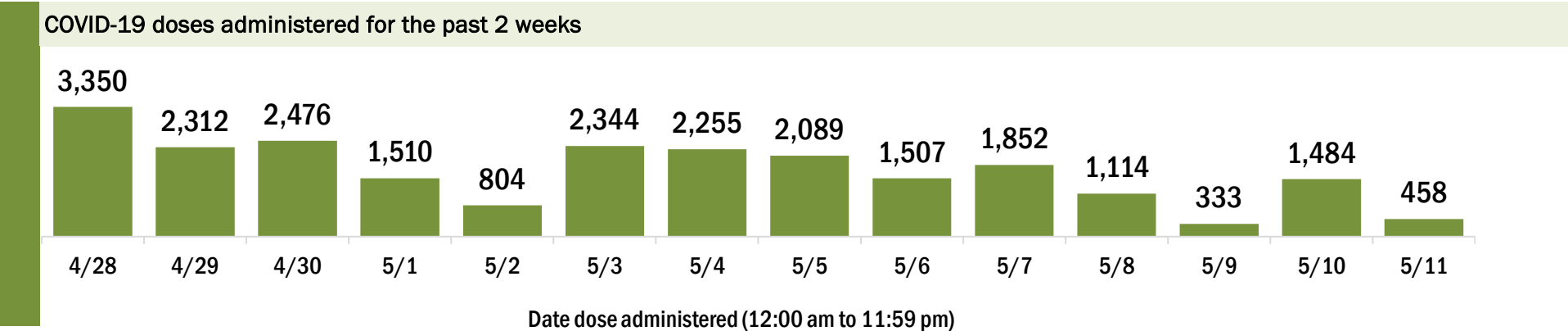
Data in this report are provisional and subject to change.

Data in this summary pertain to COVID-19 vaccines approved by the U.S. Food and Drug Administration and have been issued an Emergency Use Authorization (Janssen COVID-19 Vaccine, Moderna COVID-19 Vaccine and Pfizer-BioNTech COVID-19 Vaccine). These data summarize the number of people who have received either their first dose or have completed the series for a COVID-19 vaccine. **A person can only be counted in one category, first dose or series complete.** For persons receiving Moderna or Pfizer vaccines, once they receive their second dose, they are moved from the first dose column to the series completed column. **Because of this, the total first dose category may show a change from report to report not matching the total receiving their first dose from the previous day.** Persons receiving Johnson & Johnson vaccines will always be counted in the series completed column.

COVID-19 doses for vaccinated persons in Florida	
Doses administered	304,521
People receiving one dose of a 1-dose series (Johnson & Johnson) or receiving only one dose of a 2-dose series (Moderna, Pfizer) count once. Persons receiving both doses of a 2-dose series count twice.	

Current status of persons vaccinated for COVID-19 in Florida	
Total people vaccinated	171,665
First dose	31,085
Series completed	140,580
Completed 1-dose series	7,724
Completed 2-dose series	132,856
First dose: current number of people who have only received their first dose of the Moderna or Pfizer vaccine.	
Series complete: current number of people who have received both Moderna or Pfizer vaccine doses or one Johnson & Johnson dose and are considered fully immunized.	

Demographic summary	First dose	Series complete	Total people vaccinated
Age group	31,085	140,580	171,665
16-24 years	3,034	5,360	8,394
25-34 years	3,610	6,933	10,543
35-44 years	4,108	9,921	14,029
45-54 years	4,574	14,676	19,250
55-64 years	5,732	25,165	30,897
65-74 years	5,014	41,690	46,704
75-84 years	3,540	28,517	32,057
85+ years	1,473	8,318	9,791
Race	31,085	140,580	171,665
White	19,235	103,927	123,162
Black	2,159	7,325	9,484
American Indian/Alaskan	185	773	958
Other	3,451	12,687	16,138
Unknown	6,055	15,868	21,923
Other race includes Asian, native Hawaiian/Pacific Islander, or other.			
Ethnicity	31,085	140,580	171,665
Hispanic	4,055	10,975	15,030
Non-Hispanic	13,731	82,553	96,284
Unknown	13,299	47,052	60,351
Gender	31,085	140,580	171,665
Female	16,655	78,640	95,295
Male	14,376	61,825	76,201
Unknown	54	115	169



COVID-19: Lee County vaccine summary

Vaccination data through May 11, 2021 as of May 12, 2021 at 12:05 AM

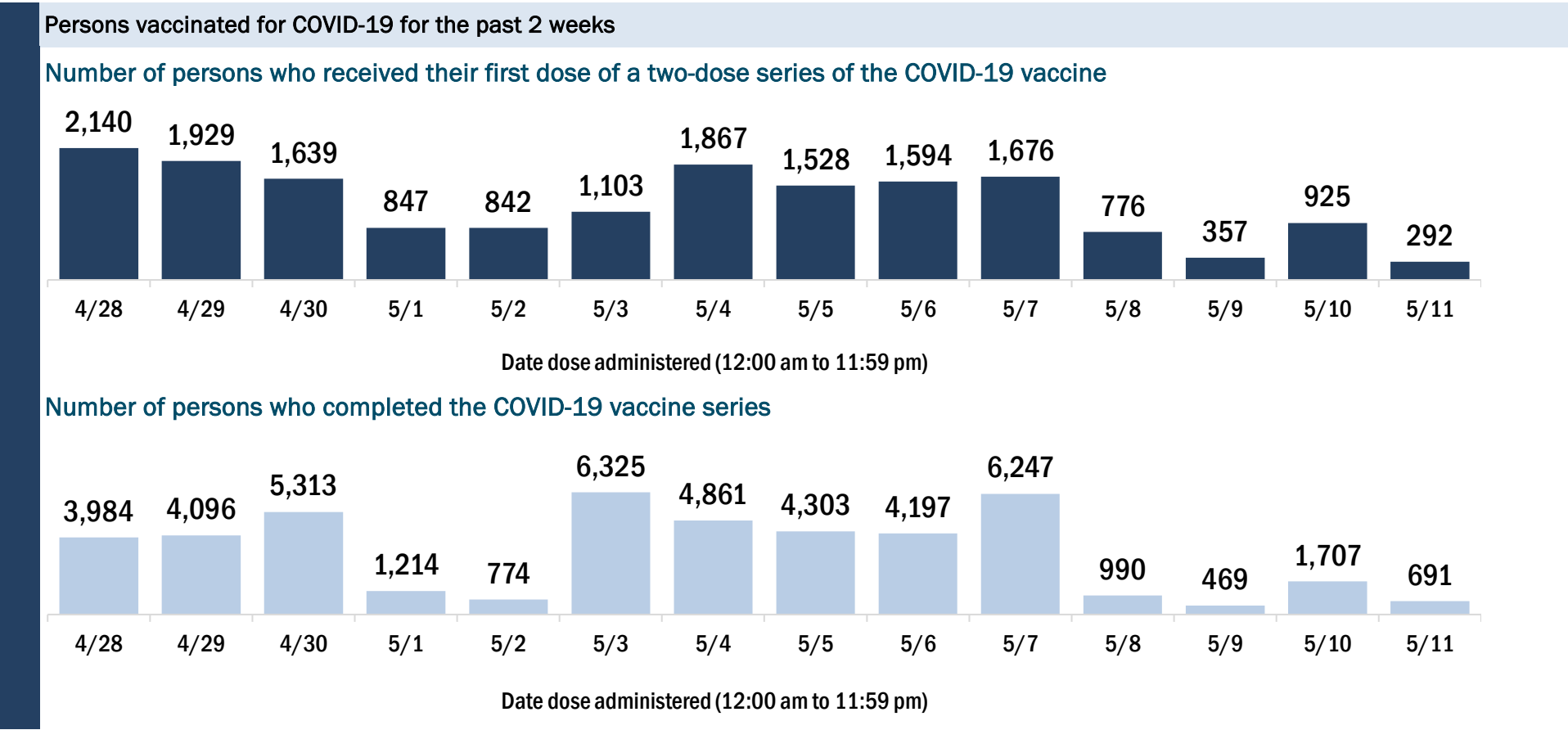
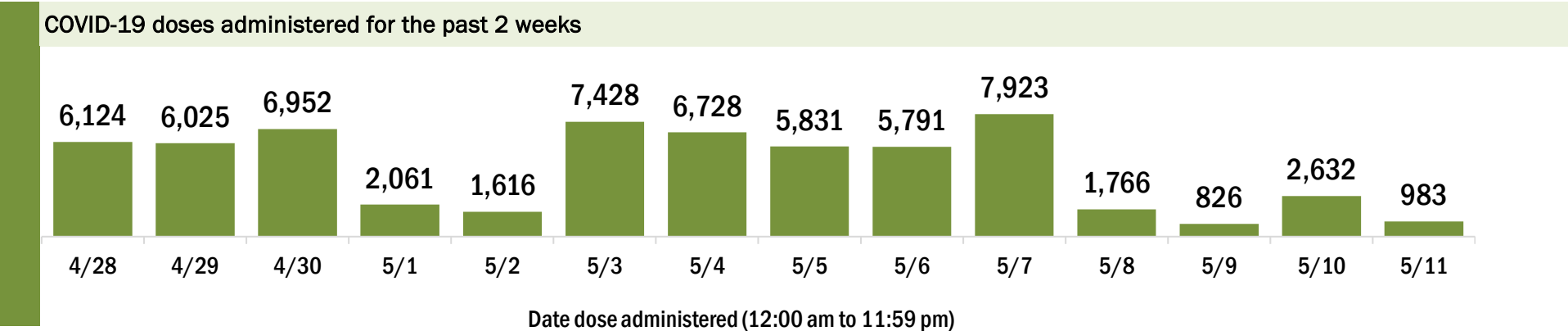
Data in this report are provisional and subject to change.

Data in this summary pertain to COVID-19 vaccines approved by the U.S. Food and Drug Administration and have been issued an Emergency Use Authorization (Janssen COVID-19 Vaccine, Moderna COVID-19 Vaccine and Pfizer-BioNTech COVID-19 Vaccine). These data summarize the number of people who have received either their first dose or have completed the series for a COVID-19 vaccine. **A person can only be counted in one category, first dose or series complete.** For persons receiving Moderna or Pfizer vaccines, once they receive their second dose, they are moved from the first dose column to the series completed column. **Because of this, the total first dose category may show a change from report to report not matching the total receiving their first dose from the previous day.** Persons receiving Johnson & Johnson vaccines will always be counted in the series completed column.

COVID-19 doses for vaccinated persons in Florida	
Doses administered	595,534
People receiving one dose of a 1-dose series (Johnson & Johnson) or receiving only one dose of a 2-dose series (Moderna, Pfizer) count once. Persons receiving both doses of a 2-dose series count twice.	

Current status of persons vaccinated for COVID-19 in Florida	
Total people vaccinated	340,550
First dose	69,984
Series completed	270,566
Completed 1-dose series	15,582
Completed 2-dose series	254,984
First dose: current number of people who have only received their first dose of the Moderna or Pfizer vaccine.	
Series complete: current number of people who have received both Moderna or Pfizer vaccine doses or one Johnson & Johnson dose and are considered fully immunized.	

Demographic summary	First dose	Series complete	Total people vaccinated
Age group	69,984	270,566	340,550
16-24 years	6,359	6,212	12,571
25-34 years	7,221	10,807	18,028
35-44 years	8,921	15,647	24,568
45-54 years	10,439	24,991	35,430
55-64 years	13,891	51,475	65,366
65-74 years	12,700	92,020	104,720
75-84 years	7,735	54,778	62,513
85+ years	2,718	14,636	17,354
Race	69,984	270,566	340,550
White	45,915	194,852	240,767
Black	3,244	6,752	9,996
American Indian/Alaskan	295	940	1,235
Other	6,862	18,488	25,350
Unknown	13,668	49,534	63,202
Other race includes Asian, native Hawaiian/Pacific Islander, or other.			
Ethnicity	69,984	270,566	340,550
Hispanic	12,849	21,936	34,785
Non-Hispanic	31,967	155,583	187,550
Unknown	25,168	93,047	118,215
Gender	69,984	270,566	340,550
Female	36,881	149,586	186,467
Male	32,917	120,546	153,463
Unknown	186	434	620



COVID-19: Leon County vaccine summary

Vaccination data through May 11, 2021 as of May 12, 2021 at 12:05 AM

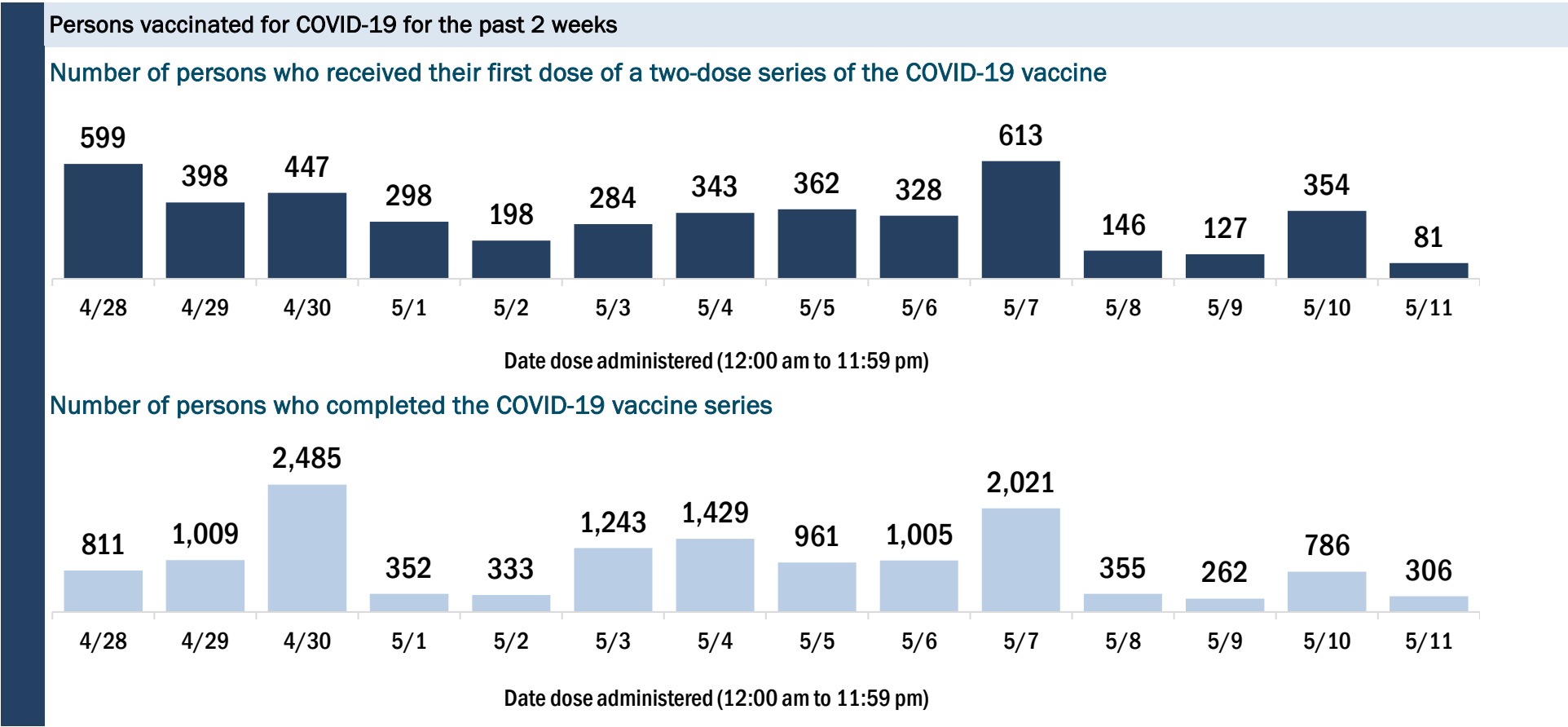
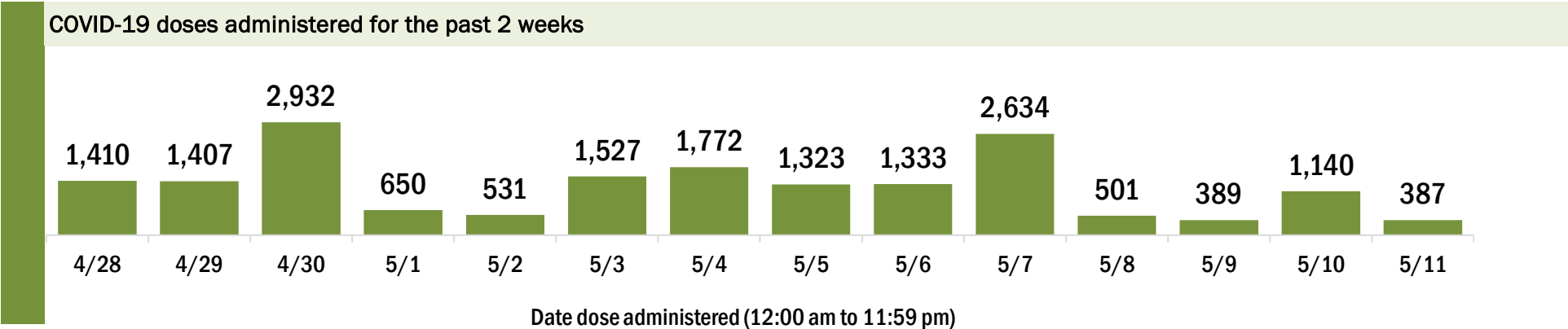
Data in this report are provisional and subject to change.

Data in this summary pertain to COVID-19 vaccines approved by the U.S. Food and Drug Administration and have been issued an Emergency Use Authorization (Janssen COVID-19 Vaccine, Moderna COVID-19 Vaccine and Pfizer-BioNTech COVID-19 Vaccine). These data summarize the number of people who have received either their first dose or have completed the series for a COVID-19 vaccine. **A person can only be counted in one category, first dose or series complete.** For persons receiving Moderna or Pfizer vaccines, once they receive their second dose, they are moved from the first dose column to the series completed column. **Because of this, the total first dose category may show a change from report to report not matching the total receiving their first dose from the previous day.** Persons receiving Johnson & Johnson vaccines will always be counted in the series completed column.

COVID-19 doses for vaccinated persons in Florida	
Doses administered	207,819
People receiving one dose of a 1-dose series (Johnson & Johnson) or receiving only one dose of a 2-dose series (Moderna, Pfizer) count once. Persons receiving both doses of a 2-dose series count twice.	

Current status of persons vaccinated for COVID-19 in Florida	
Total people vaccinated	117,095
First dose	21,469
Series completed	95,626
Completed 1-dose series	4,902
Completed 2-dose series	90,724
First dose: current number of people who have only received their first dose of the Moderna or Pfizer vaccine.	
Series complete: current number of people who have received both Moderna or Pfizer vaccine doses or one Johnson & Johnson dose and are considered fully immunized.	

Demographic summary	First dose	Series complete	Total people vaccinated
Age group	21,469	95,626	117,095
16-24 years	4,758	8,866	13,624
25-34 years	3,952	10,970	14,922
35-44 years	3,499	11,818	15,317
45-54 years	2,845	13,672	16,517
55-64 years	2,637	18,574	21,211
65-74 years	2,123	19,747	21,870
75-84 years	1,056	8,925	9,981
85+ years	599	3,054	3,653
Race	21,469	95,626	117,095
White	11,476	56,338	67,814
Black	3,844	13,430	17,274
American Indian/Alaskan	79	297	376
Other	2,915	16,667	19,582
Unknown	3,155	8,894	12,049
Other race includes Asian, native Hawaiian/Pacific Islander, or other.			
Ethnicity	21,469	95,626	117,095
Hispanic	1,629	4,593	6,222
Non-Hispanic	13,578	69,442	83,020
Unknown	6,262	21,591	27,853
Gender	21,469	95,626	117,095
Female	11,685	54,546	66,231
Male	9,739	41,040	50,779
Unknown	45	40	85



COVID-19: Levy County vaccine summary

Vaccination data through May 11, 2021 as of May 12, 2021 at 12:05 AM

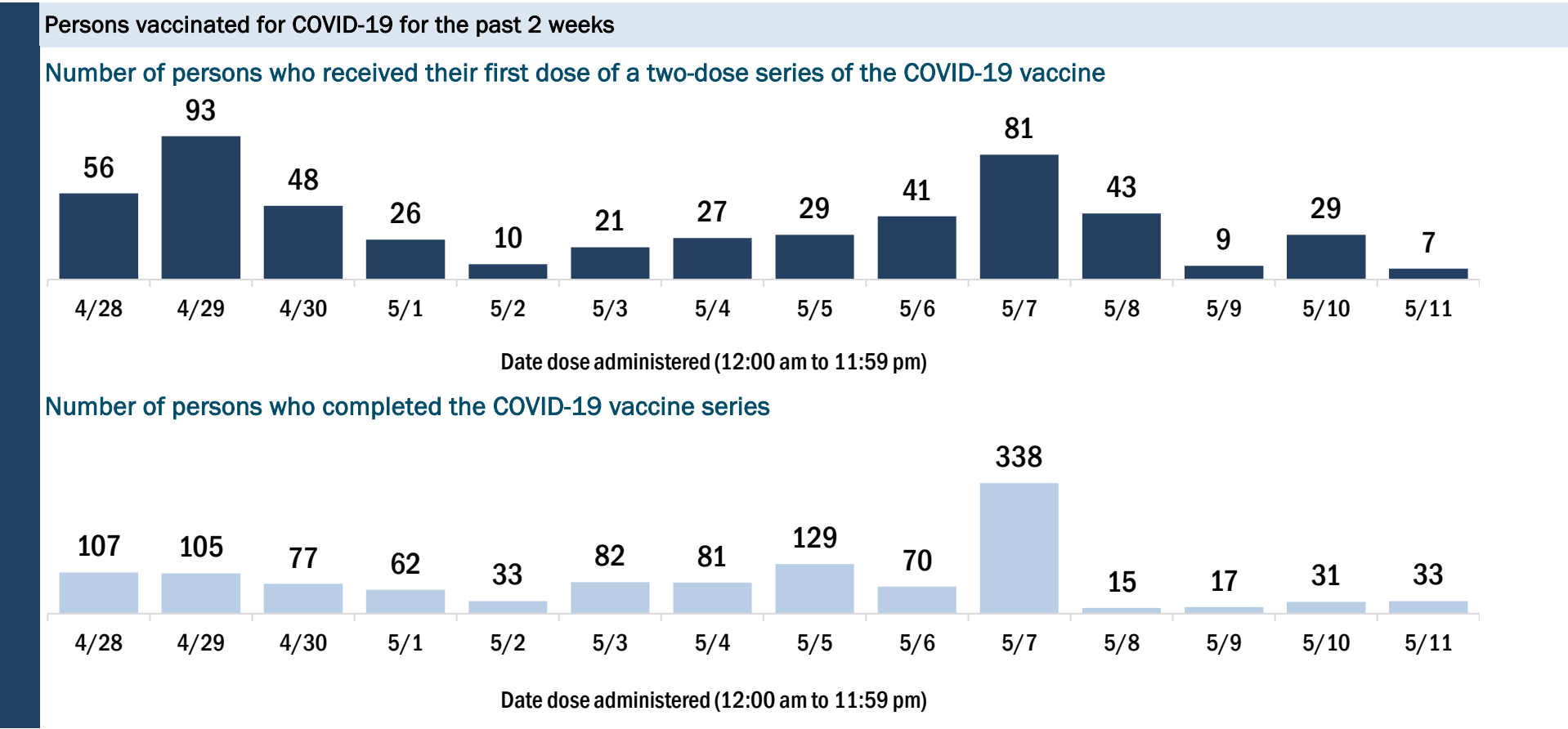
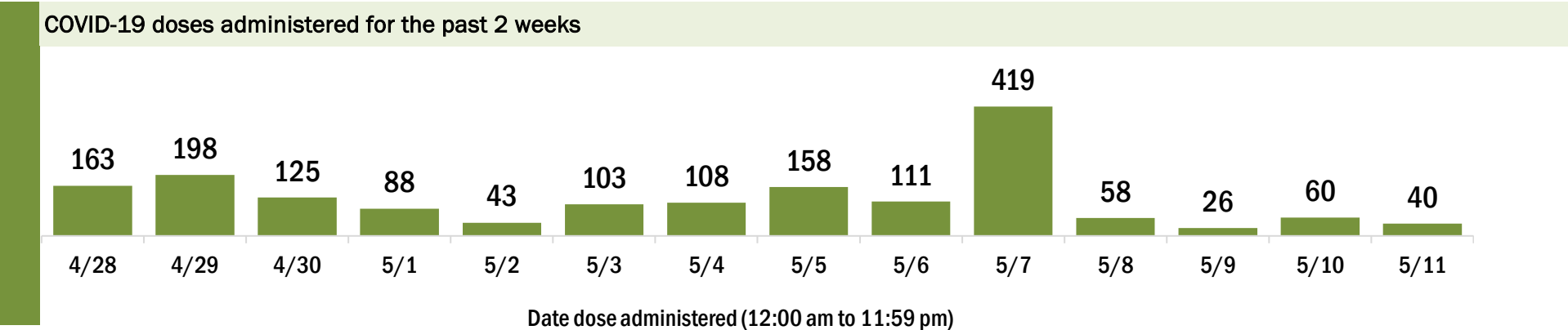
Data in this report are provisional and subject to change.

Data in this summary pertain to COVID-19 vaccines approved by the U.S. Food and Drug Administration and have been issued an Emergency Use Authorization (Janssen COVID-19 Vaccine, Moderna COVID-19 Vaccine and Pfizer-BioNTech COVID-19 Vaccine). These data summarize the number of people who have received either their first dose or have completed the series for a COVID-19 vaccine. **A person can only be counted in one category, first dose or series complete.** For persons receiving Moderna or Pfizer vaccines, once they receive their second dose, they are moved from the first dose column to the series completed column. **Because of this, the total first dose category may show a change from report to report not matching the total receiving their first dose from the previous day.** Persons receiving Johnson & Johnson vaccines will always be counted in the series completed column.

COVID-19 doses for vaccinated persons in Florida	
Doses administered	19,980
People receiving one dose of a 1-dose series (Johnson & Johnson) or receiving only one dose of a 2-dose series (Moderna, Pfizer) count once. Persons receiving both doses of a 2-dose series count twice.	

Current status of persons vaccinated for COVID-19 in Florida	
Total people vaccinated	11,602
First dose	1,992
Series completed	9,610
Completed 1-dose series	1,232
Completed 2-dose series	8,378
First dose: current number of people who have only received their first dose of the Moderna or Pfizer vaccine.	
Series complete: current number of people who have received both Moderna or Pfizer vaccine doses or one Johnson & Johnson dose and are considered fully immunized.	

Demographic summary	First dose	Series complete	Total people vaccinated
Age group	1,992	9,610	11,602
16-24 years	139	178	317
25-34 years	192	323	515
35-44 years	240	427	667
45-54 years	278	857	1,135
55-64 years	504	2,104	2,608
65-74 years	395	3,475	3,870
75-84 years	193	1,805	1,998
85+ years	51	441	492
Race	1,992	9,610	11,602
White	1,418	7,580	8,998
Black	199	636	835
American Indian/Alaskan	11	52	63
Other	165	539	704
Unknown	199	803	1,002
Other race includes Asian, native Hawaiian/Pacific Islander, or other.			
Ethnicity	1,992	9,610	11,602
Hispanic	198	408	606
Non-Hispanic	1,293	7,105	8,398
Unknown	501	2,097	2,598
Gender	1,992	9,610	11,602
Female	1,107	5,418	6,525
Male	882	4,192	5,074
Unknown	3	0	3



COVID-19: Liberty County vaccine summary

Vaccination data through May 11, 2021 as of May 12, 2021 at 12:05 AM

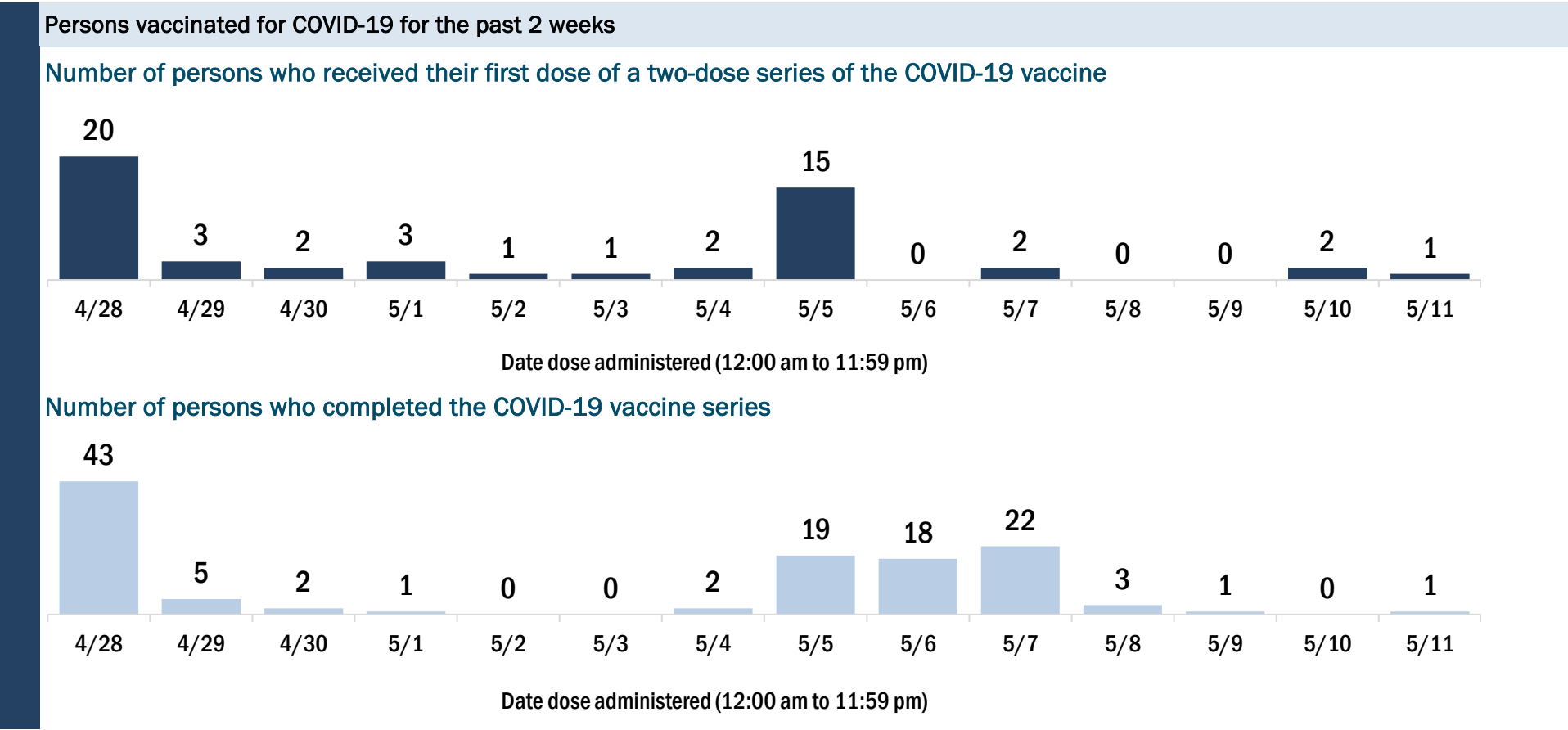
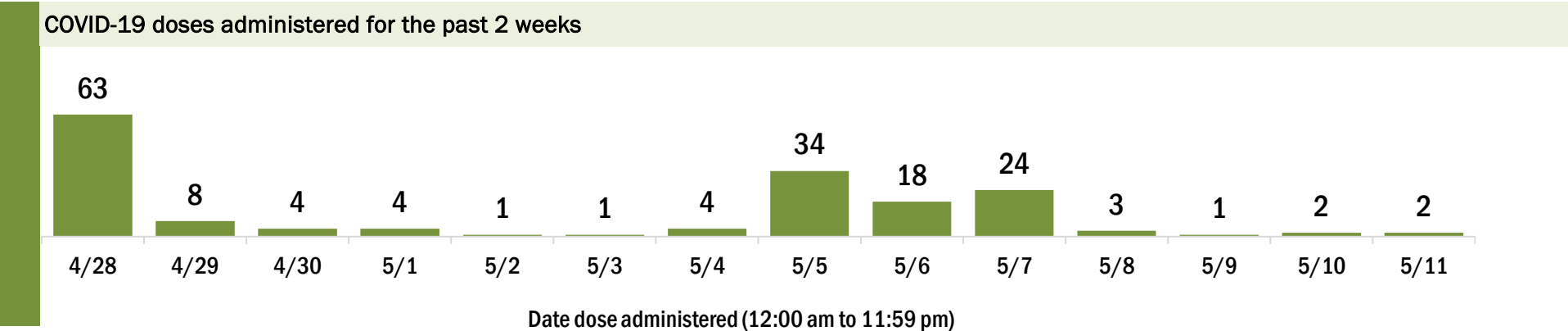
Data in this report are provisional and subject to change.

Data in this summary pertain to COVID-19 vaccines approved by the U.S. Food and Drug Administration and have been issued an Emergency Use Authorization (Janssen COVID-19 Vaccine, Moderna COVID-19 Vaccine and Pfizer-BioNTech COVID-19 Vaccine). These data summarize the number of people who have received either their first dose or have completed the series for a COVID-19 vaccine. **A person can only be counted in one category, first dose or series complete.** For persons receiving Moderna or Pfizer vaccines, once they receive their second dose, they are moved from the first dose column to the series completed column. **Because of this, the total first dose category may show a change from report to report not matching the total receiving their first dose from the previous day.** Persons receiving Johnson & Johnson vaccines will always be counted in the series completed column.

COVID-19 doses for vaccinated persons in Florida	
Doses administered	3,257
People receiving one dose of a 1-dose series (Johnson & Johnson) or receiving only one dose of a 2-dose series (Moderna, Pfizer) count once. Persons receiving both doses of a 2-dose series count twice.	

Current status of persons vaccinated for COVID-19 in Florida	
Total people vaccinated	2,019
First dose	694
Series completed	1,325
Completed 1-dose series	87
Completed 2-dose series	1,238
First dose: current number of people who have only received their first dose of the Moderna or Pfizer vaccine.	
Series complete: current number of people who have received both Moderna or Pfizer vaccine doses or one Johnson & Johnson dose and are considered fully immunized.	

Demographic summary	First dose	Series complete	Total people vaccinated
Age group	694	1,325	2,019
16-24 years	29	24	53
25-34 years	99	46	145
35-44 years	144	101	245
45-54 years	171	129	300
55-64 years	157	319	476
65-74 years	68	422	490
75-84 years	22	225	247
85+ years	4	59	63
Race	694	1,325	2,019
White	229	959	1,188
Black	89	125	214
American Indian/Alaskan	2	11	13
Other	39	105	144
Unknown	335	125	460
Other race includes Asian, native Hawaiian/Pacific Islander, or other.			
Ethnicity	694	1,325	2,019
Hispanic	12	21	33
Non-Hispanic	124	738	862
Unknown	558	566	1,124
Gender	694	1,325	2,019
Female	138	711	849
Male	556	614	1,170
Unknown	0	0	0



COVID-19: Madison County vaccine summary

Vaccination data through May 11, 2021 as of May 12, 2021 at 12:05 AM

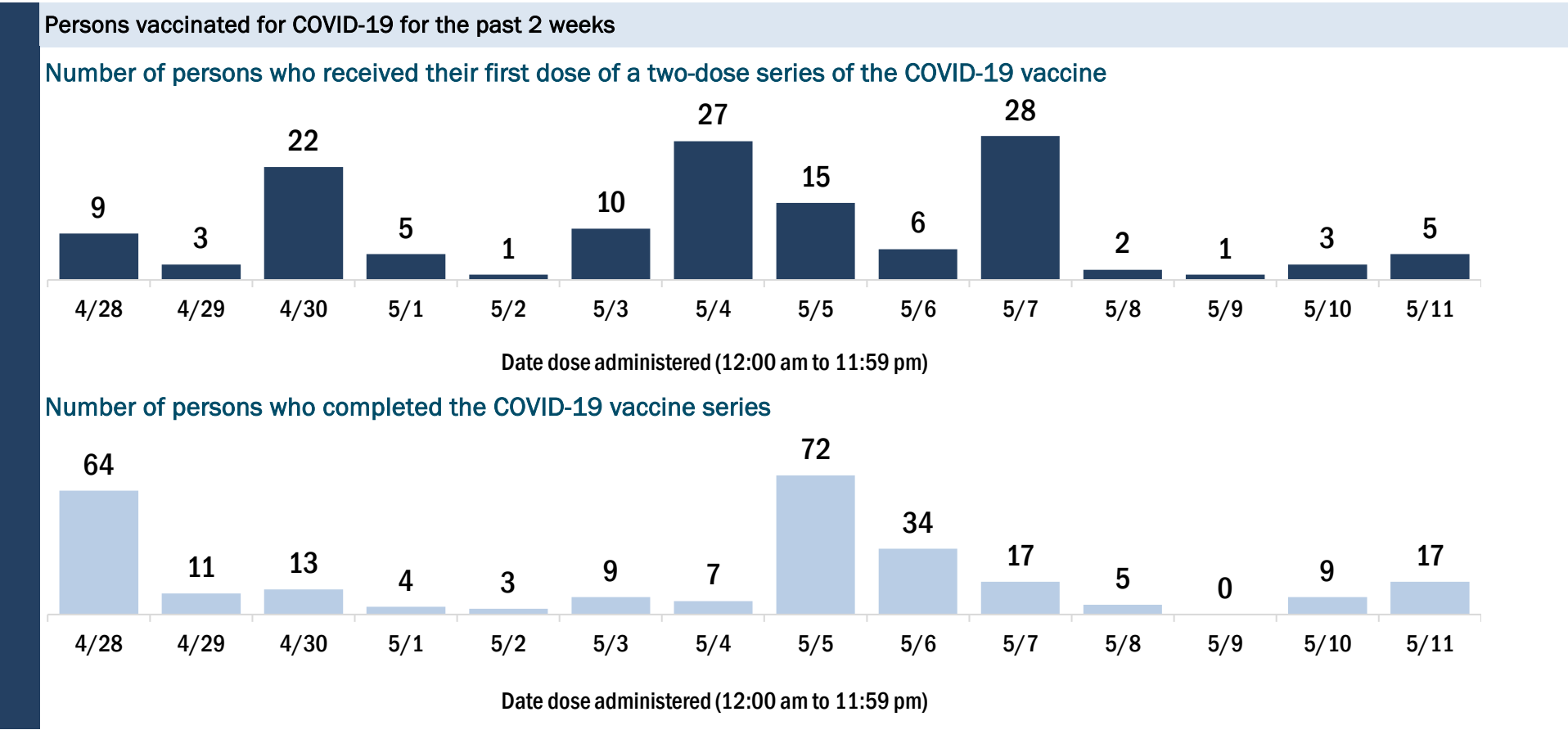
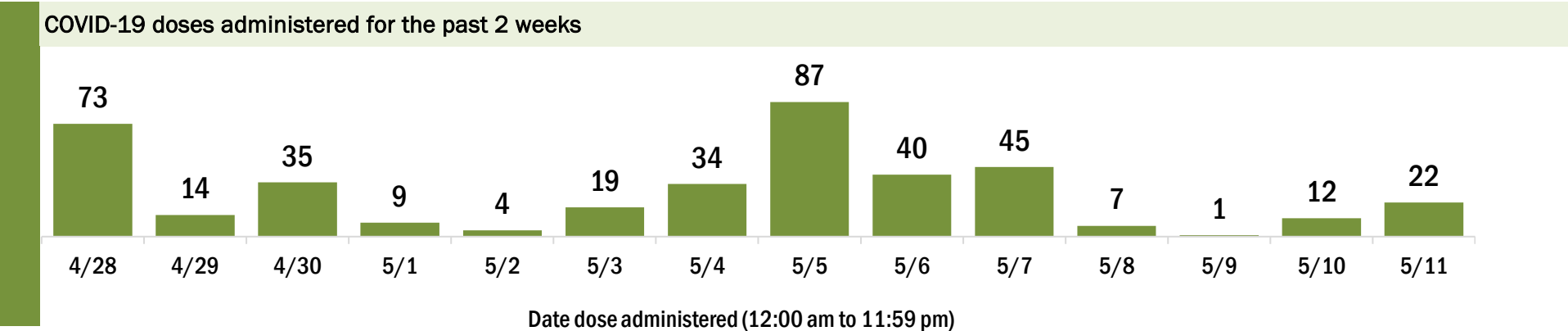
Data in this report are provisional and subject to change.

Data in this summary pertain to COVID-19 vaccines approved by the U.S. Food and Drug Administration and have been issued an Emergency Use Authorization (Janssen COVID-19 Vaccine, Moderna COVID-19 Vaccine and Pfizer-BioNTech COVID-19 Vaccine). These data summarize the number of people who have received either their first dose or have completed the series for a COVID-19 vaccine. **A person can only be counted in one category, first dose or series complete.** For persons receiving Moderna or Pfizer vaccines, once they receive their second dose, they are moved from the first dose column to the series completed column. **Because of this, the total first dose category may show a change from report to report not matching the total receiving their first dose from the previous day.** Persons receiving Johnson & Johnson vaccines will always be counted in the series completed column.

COVID-19 doses for vaccinated persons in Florida	
Doses administered	9,488
People receiving one dose of a 1-dose series (Johnson & Johnson) or receiving only one dose of a 2-dose series (Moderna, Pfizer) count once. Persons receiving both doses of a 2-dose series count twice.	

Current status of persons vaccinated for COVID-19 in Florida	
Total people vaccinated	5,719
First dose	1,513
Series completed	4,206
Completed 1-dose series	437
Completed 2-dose series	3,769
First dose: current number of people who have only received their first dose of the Moderna or Pfizer vaccine.	
Series complete: current number of people who have received both Moderna or Pfizer vaccine doses or one Johnson & Johnson dose and are considered fully immunized.	

Demographic summary	First dose	Series complete	Total people vaccinated
Age group	1,513	4,206	5,719
16-24 years	71	75	146
25-34 years	159	141	300
35-44 years	269	248	517
45-54 years	322	446	768
55-64 years	421	873	1,294
65-74 years	180	1,437	1,617
75-84 years	68	775	843
85+ years	23	211	234
Race	1,513	4,206	5,719
White	761	2,385	3,146
Black	539	1,234	1,773
American Indian/Alaskan	1	9	10
Other	116	333	449
Unknown	96	245	341
Other race includes Asian, native Hawaiian/Pacific Islander, or other.			
Ethnicity	1,513	4,206	5,719
Hispanic	109	115	224
Non-Hispanic	1,198	2,350	3,548
Unknown	206	1,741	1,947
Gender	1,513	4,206	5,719
Female	484	2,354	2,838
Male	1,029	1,852	2,881
Unknown	0	0	0



COVID-19: Manatee County vaccine summary

Vaccination data through May 11, 2021 as of May 12, 2021 at 12:05 AM

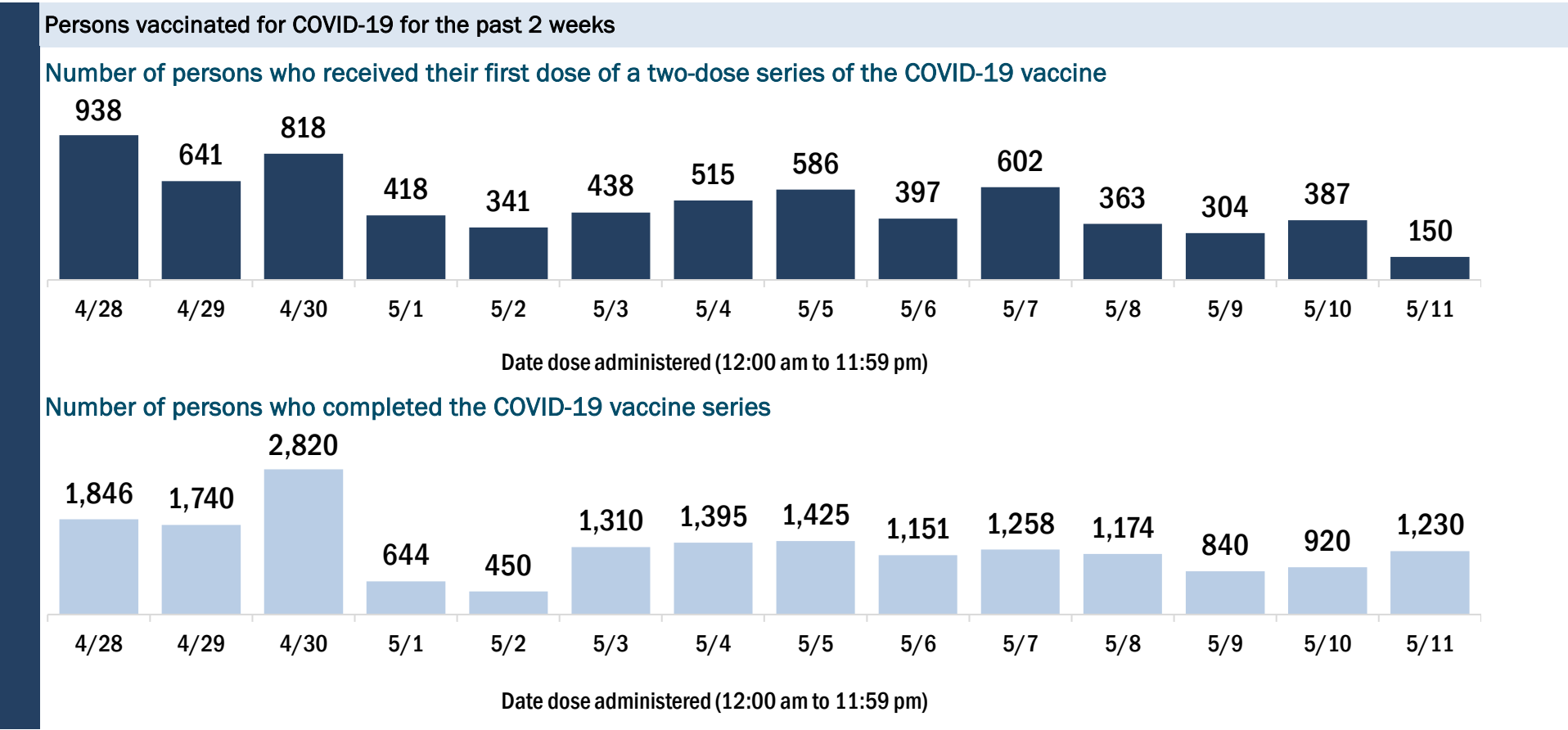
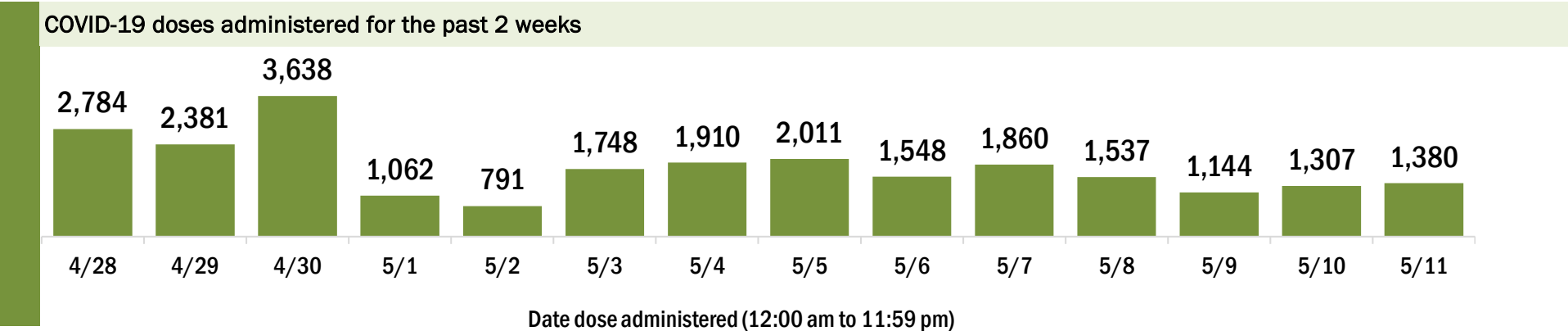
Data in this report are provisional and subject to change.

Data in this summary pertain to COVID-19 vaccines approved by the U.S. Food and Drug Administration and have been issued an Emergency Use Authorization (Janssen COVID-19 Vaccine, Moderna COVID-19 Vaccine and Pfizer-BioNTech COVID-19 Vaccine). These data summarize the number of people who have received either their first dose or have completed the series for a COVID-19 vaccine. **A person can only be counted in one category, first dose or series complete.** For persons receiving Moderna or Pfizer vaccines, once they receive their second dose, they are moved from the first dose column to the series completed column. **Because of this, the total first dose category may show a change from report to report not matching the total receiving their first dose from the previous day.** Persons receiving Johnson & Johnson vaccines will always be counted in the series completed column.

COVID-19 doses for vaccinated persons in Florida	
Doses administered	309,461
People receiving one dose of a 1-dose series (Johnson & Johnson) or receiving only one dose of a 2-dose series (Moderna, Pfizer) count once. Persons receiving both doses of a 2-dose series count twice.	

Current status of persons vaccinated for COVID-19 in Florida	
Total people vaccinated	177,125
First dose	37,582
Series completed	139,543
Completed 1-dose series	7,207
Completed 2-dose series	132,336
First dose: current number of people who have only received their first dose of the Moderna or Pfizer vaccine.	
Series complete: current number of people who have received both Moderna or Pfizer vaccine doses or one Johnson & Johnson dose and are considered fully immunized.	

Demographic summary	First dose	Series complete	Total people vaccinated
Age group	37,582	139,543	177,125
16-24 years	3,373	3,872	7,245
25-34 years	3,852	6,322	10,174
35-44 years	4,528	9,211	13,739
45-54 years	5,408	14,947	20,355
55-64 years	6,994	28,356	35,350
65-74 years	7,198	43,966	51,164
75-84 years	4,480	25,119	29,599
85+ years	1,749	7,750	9,499
Race	37,582	139,543	177,125
White	25,626	106,641	132,267
Black	1,544	4,420	5,964
American Indian/Alaskan	175	546	721
Other	3,426	10,573	13,999
Unknown	6,811	17,363	24,174
Other race includes Asian, native Hawaiian/Pacific Islander, or other.			
Ethnicity	37,582	139,543	177,125
Hispanic	4,324	7,942	12,266
Non-Hispanic	19,293	85,000	104,293
Unknown	13,965	46,601	60,566
Gender	37,582	139,543	177,125
Female	19,945	77,434	97,379
Male	17,527	62,027	79,554
Unknown	110	82	192



COVID-19: Marion County vaccine summary

Vaccination data through May 11, 2021 as of May 12, 2021 at 12:05 AM

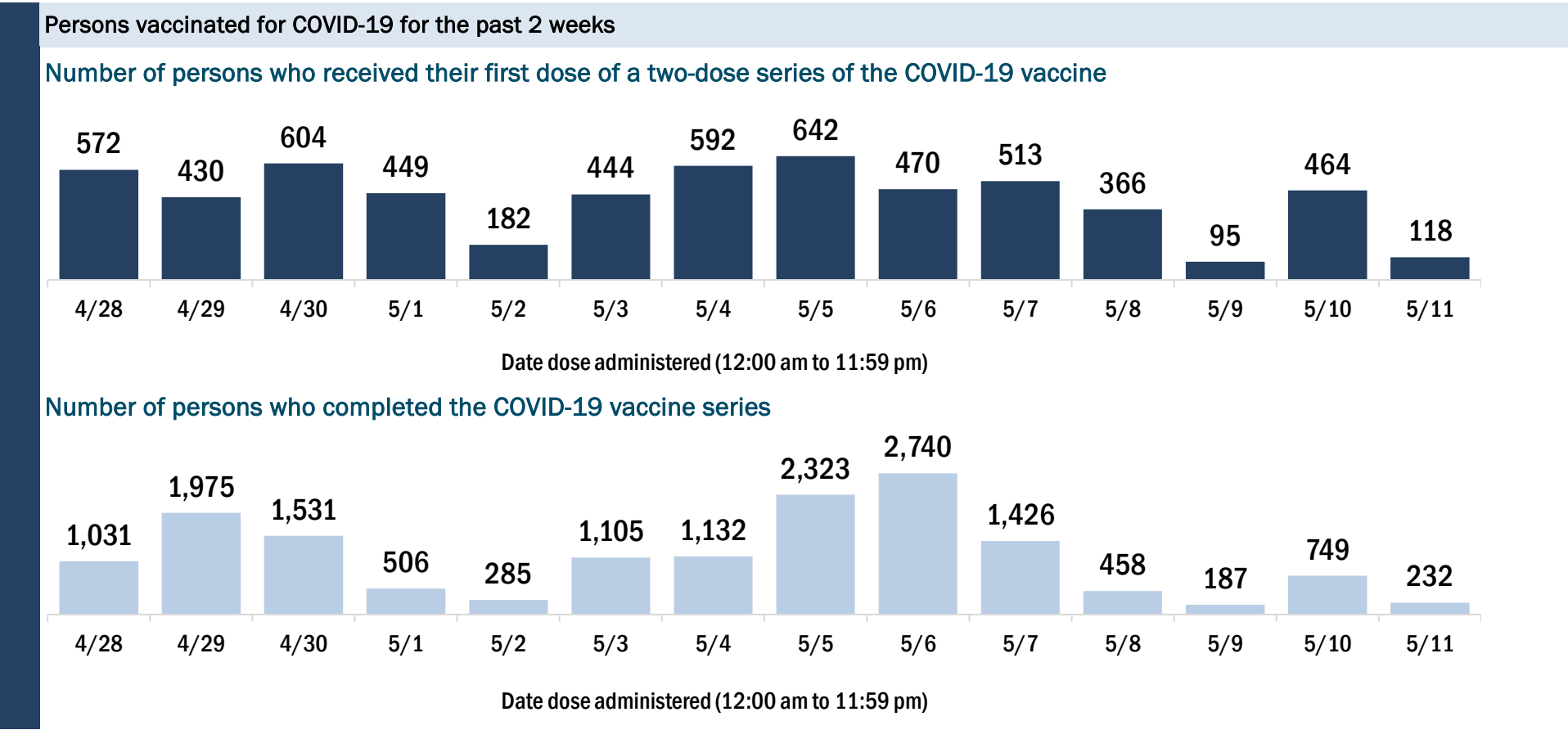
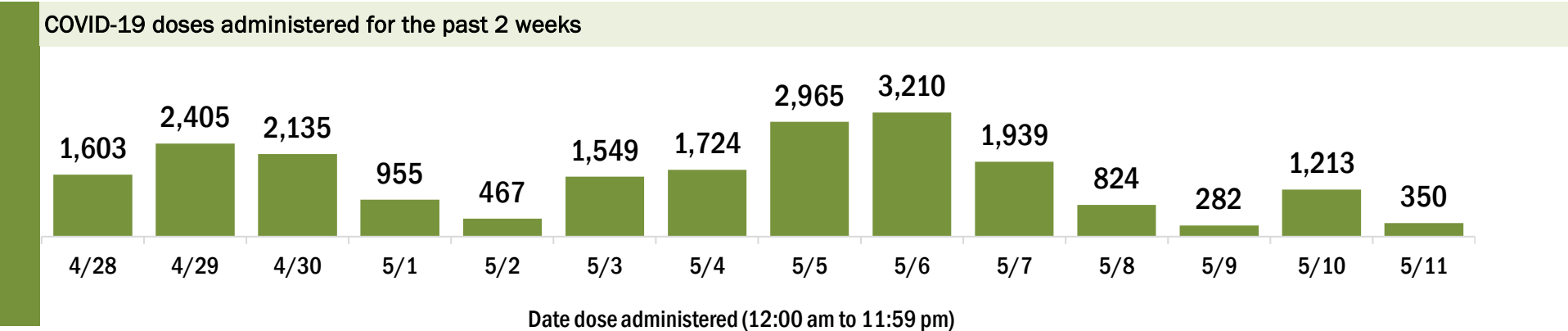
Data in this report are provisional and subject to change.

Data in this summary pertain to COVID-19 vaccines approved by the U.S. Food and Drug Administration and have been issued an Emergency Use Authorization (Janssen COVID-19 Vaccine, Moderna COVID-19 Vaccine and Pfizer-BioNTech COVID-19 Vaccine). These data summarize the number of people who have received either their first dose or have completed the series for a COVID-19 vaccine. **A person can only be counted in one category, first dose or series complete.** For persons receiving Moderna or Pfizer vaccines, once they receive their second dose, they are moved from the first dose column to the series completed column. **Because of this, the total first dose category may show a change from report to report not matching the total receiving their first dose from the previous day.** Persons receiving Johnson & Johnson vaccines will always be counted in the series completed column.

COVID-19 doses for vaccinated persons in Florida	
Doses administered	248,007
People receiving one dose of a 1-dose series (Johnson & Johnson) or receiving only one dose of a 2-dose series (Moderna, Pfizer) count once. Persons receiving both doses of a 2-dose series count twice.	

Current status of persons vaccinated for COVID-19 in Florida	
Total people vaccinated	139,310
First dose	24,922
Series completed	114,388
Completed 1-dose series	5,691
Completed 2-dose series	108,697
First dose: current number of people who have only received their first dose of the Moderna or Pfizer vaccine.	
Series complete: current number of people who have received both Moderna or Pfizer vaccine doses or one Johnson & Johnson dose and are considered fully immunized.	

Demographic summary	First dose	Series complete	Total people vaccinated
Age group	24,922	114,388	139,310
16-24 years	2,228	3,109	5,337
25-34 years	2,419	5,009	7,428
35-44 years	2,900	7,147	10,047
45-54 years	3,679	10,930	14,609
55-64 years	5,261	21,033	26,294
65-74 years	4,350	36,178	40,528
75-84 years	2,851	24,086	26,937
85+ years	1,234	6,896	8,130
Race	24,922	114,388	139,310
White	15,059	79,680	94,739
Black	2,116	8,013	10,129
American Indian/Alaskan	108	440	548
Other	3,081	10,552	13,633
Unknown	4,558	15,703	20,261
Other race includes Asian, native Hawaiian/Pacific Islander, or other.			
Ethnicity	24,922	114,388	139,310
Hispanic	3,433	9,138	12,571
Non-Hispanic	12,266	70,934	83,200
Unknown	9,223	34,316	43,539
Gender	24,922	114,388	139,310
Female	13,802	65,139	78,941
Male	11,088	49,206	60,294
Unknown	32	43	75



COVID-19: Martin County vaccine summary

Vaccination data through May 11, 2021 as of May 12, 2021 at 12:05 AM

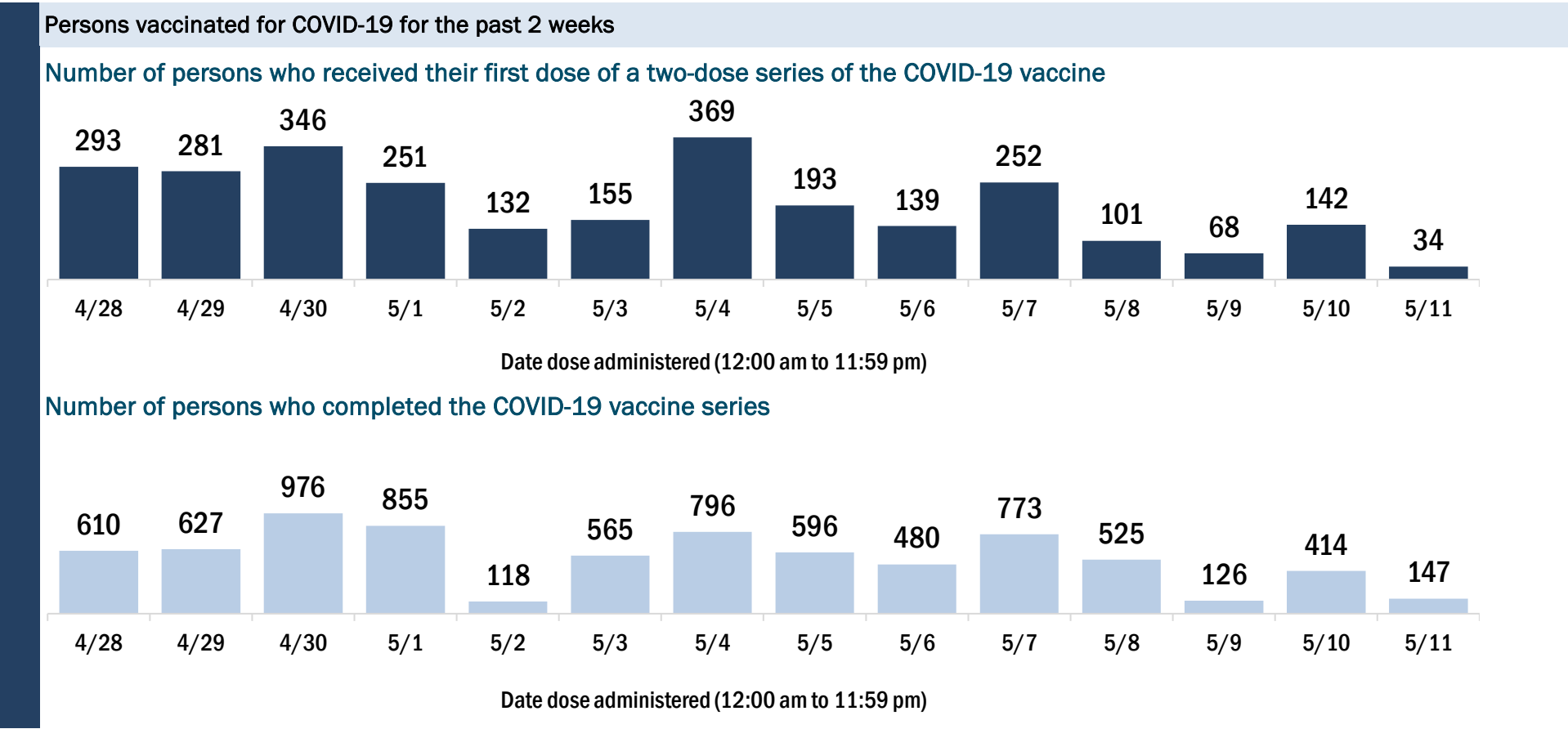
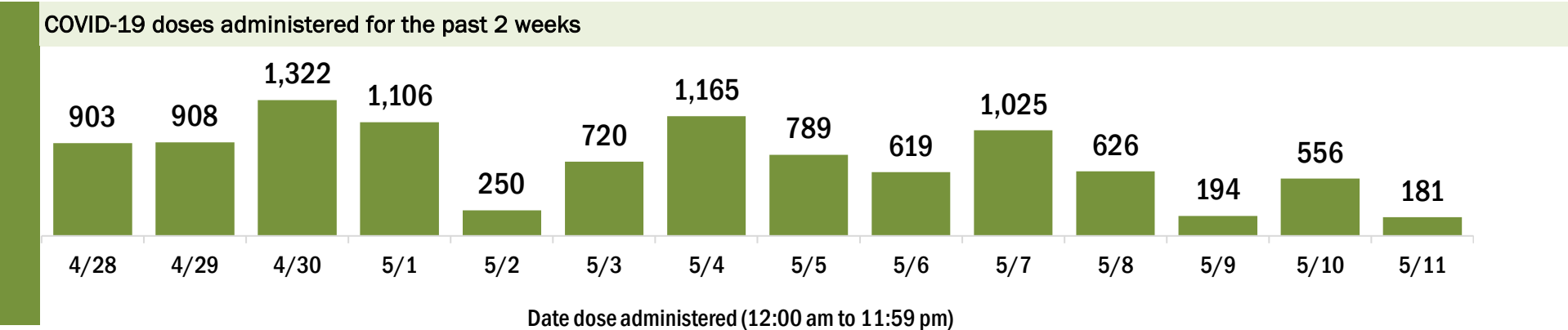
Data in this report are provisional and subject to change.

Data in this summary pertain to COVID-19 vaccines approved by the U.S. Food and Drug Administration and have been issued an Emergency Use Authorization (Janssen COVID-19 Vaccine, Moderna COVID-19 Vaccine and Pfizer-BioNTech COVID-19 Vaccine). These data summarize the number of people who have received either their first dose or have completed the series for a COVID-19 vaccine. **A person can only be counted in one category, first dose or series complete.** For persons receiving Moderna or Pfizer vaccines, once they receive their second dose, they are moved from the first dose column to the series completed column. **Because of this, the total first dose category may show a change from report to report not matching the total receiving their first dose from the previous day.** Persons receiving Johnson & Johnson vaccines will always be counted in the series completed column.

COVID-19 doses for vaccinated persons in Florida	
Doses administered	135,296
People receiving one dose of a 1-dose series (Johnson & Johnson) or receiving only one dose of a 2-dose series (Moderna, Pfizer) count once. Persons receiving both doses of a 2-dose series count twice.	

Current status of persons vaccinated for COVID-19 in Florida	
Total people vaccinated	78,202
First dose	17,482
Series completed	60,720
Completed 1-dose series	3,626
Completed 2-dose series	57,094
First dose: current number of people who have only received their first dose of the Moderna or Pfizer vaccine.	
Series complete: current number of people who have received both Moderna or Pfizer vaccine doses or one Johnson & Johnson dose and are considered fully immunized.	

Demographic summary	First dose	Series complete	Total people vaccinated
Age group	17,482	60,720	78,202
16-24 years	1,254	1,394	2,648
25-34 years	1,458	1,900	3,358
35-44 years	1,926	3,153	5,079
45-54 years	2,593	5,301	7,894
55-64 years	4,180	11,887	16,067
65-74 years	3,108	19,149	22,257
75-84 years	2,049	13,207	15,256
85+ years	914	4,729	5,643
Race	17,482	60,720	78,202
White	12,173	41,596	53,769
Black	808	1,208	2,016
American Indian/Alaskan	64	113	177
Other	1,322	4,300	5,622
Unknown	3,115	13,503	16,618
Other race includes Asian, native Hawaiian/Pacific Islander, or other.			
Ethnicity	17,482	60,720	78,202
Hispanic	1,478	2,442	3,920
Non-Hispanic	8,671	27,215	35,886
Unknown	7,333	31,063	38,396
Gender	17,482	60,720	78,202
Female	8,789	34,081	42,870
Male	8,675	26,621	35,296
Unknown	18	18	36



COVID-19: Monroe County vaccine summary

Vaccination data through May 11, 2021 as of May 12, 2021 at 12:05 AM

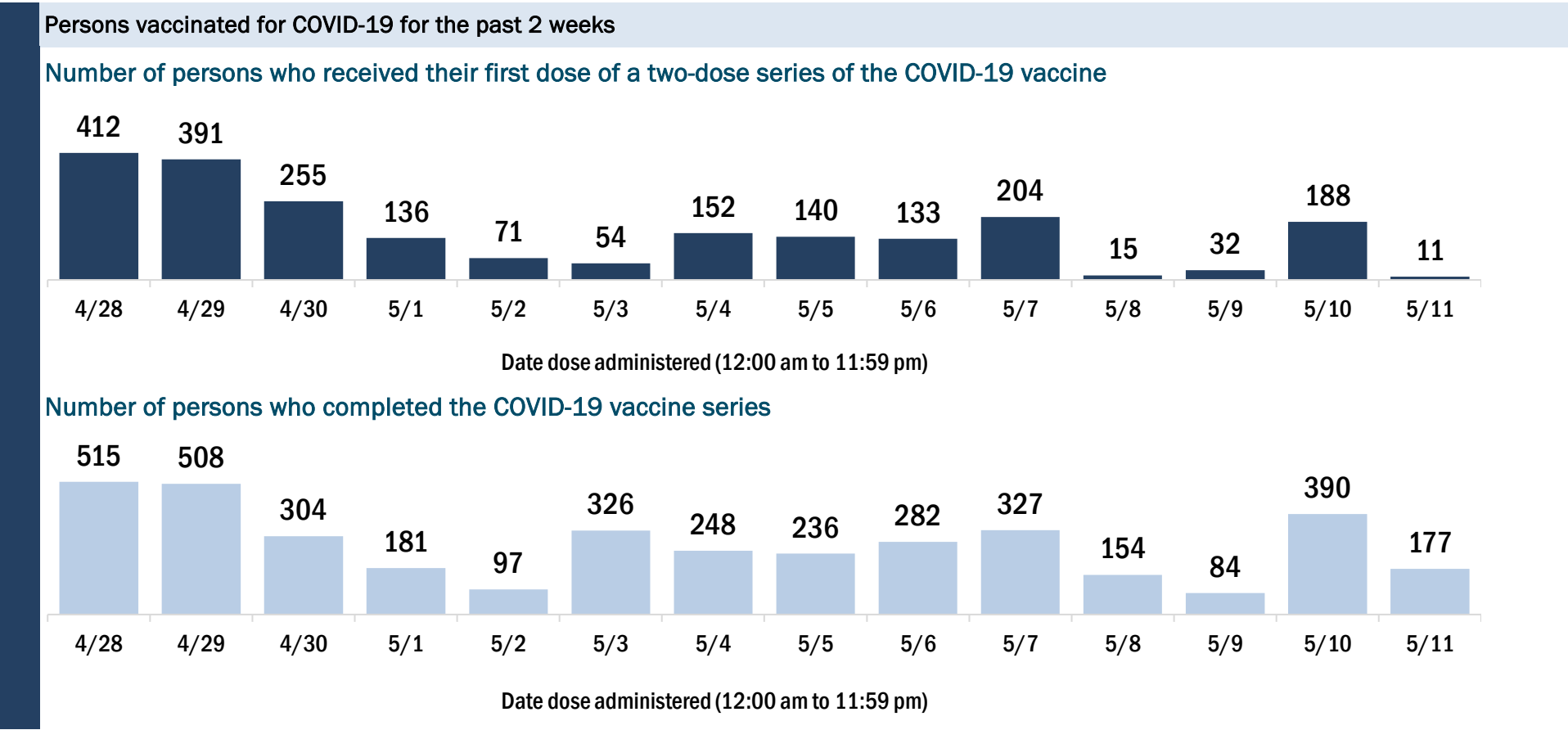
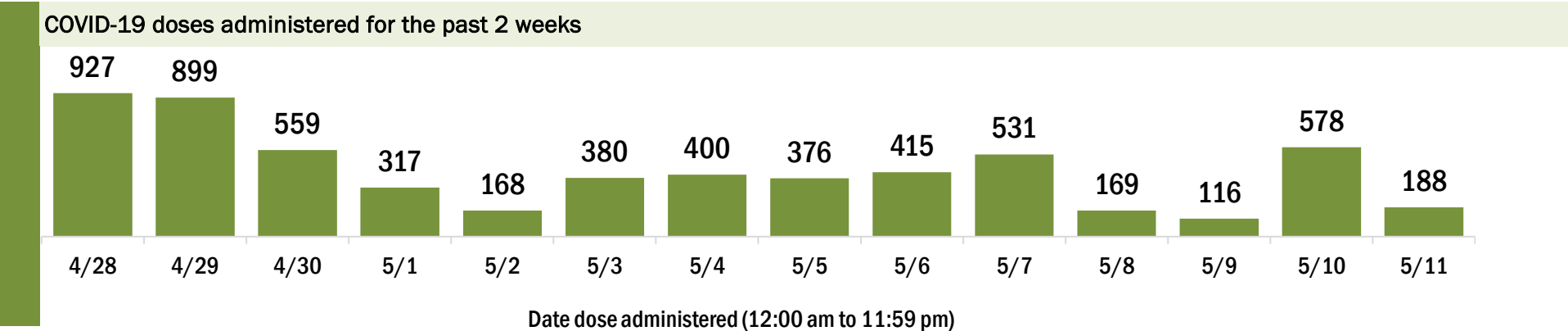
Data in this report are provisional and subject to change.

Data in this summary pertain to COVID-19 vaccines approved by the U.S. Food and Drug Administration and have been issued an Emergency Use Authorization (Janssen COVID-19 Vaccine, Moderna COVID-19 Vaccine and Pfizer-BioNTech COVID-19 Vaccine). These data summarize the number of people who have received either their first dose or have completed the series for a COVID-19 vaccine. **A person can only be counted in one category, first dose or series complete.** For persons receiving Moderna or Pfizer vaccines, once they receive their second dose, they are moved from the first dose column to the series completed column. **Because of this, the total first dose category may show a change from report to report not matching the total receiving their first dose from the previous day.** Persons receiving Johnson & Johnson vaccines will always be counted in the series completed column.

COVID-19 doses for vaccinated persons in Florida	
Doses administered	64,362
People receiving one dose of a 1-dose series (Johnson & Johnson) or receiving only one dose of a 2-dose series (Moderna, Pfizer) count once. Persons receiving both doses of a 2-dose series count twice.	

Current status of persons vaccinated for COVID-19 in Florida	
Total people vaccinated	39,002
First dose	10,978
Series completed	28,024
Completed 1-dose series	2,664
Completed 2-dose series	25,360
First dose: current number of people who have only received their first dose of the Moderna or Pfizer vaccine.	
Series complete: current number of people who have received both Moderna or Pfizer vaccine doses or one Johnson & Johnson dose and are considered fully immunized.	

Demographic summary	First dose	Series complete	Total people vaccinated
Age group	10,978	28,024	39,002
16-24 years	843	603	1,446
25-34 years	1,393	1,216	2,609
35-44 years	1,683	2,063	3,746
45-54 years	2,050	3,488	5,538
55-64 years	2,563	6,725	9,288
65-74 years	1,692	9,019	10,711
75-84 years	595	3,944	4,539
85+ years	159	966	1,125
Race	10,978	28,024	39,002
White	7,262	20,321	27,583
Black	335	561	896
American Indian/Alaskan	48	98	146
Other	826	1,567	2,393
Unknown	2,507	5,477	7,984
Other race includes Asian, native Hawaiian/Pacific Islander, or other.			
Ethnicity	10,978	28,024	39,002
Hispanic	1,852	2,746	4,598
Non-Hispanic	5,021	15,676	20,697
Unknown	4,105	9,602	13,707
Gender	10,978	28,024	39,002
Female	5,442	14,506	19,948
Male	5,526	13,516	19,042
Unknown	10	2	12



COVID-19: Nassau County vaccine summary

Vaccination data through May 11, 2021 as of May 12, 2021 at 12:05 AM

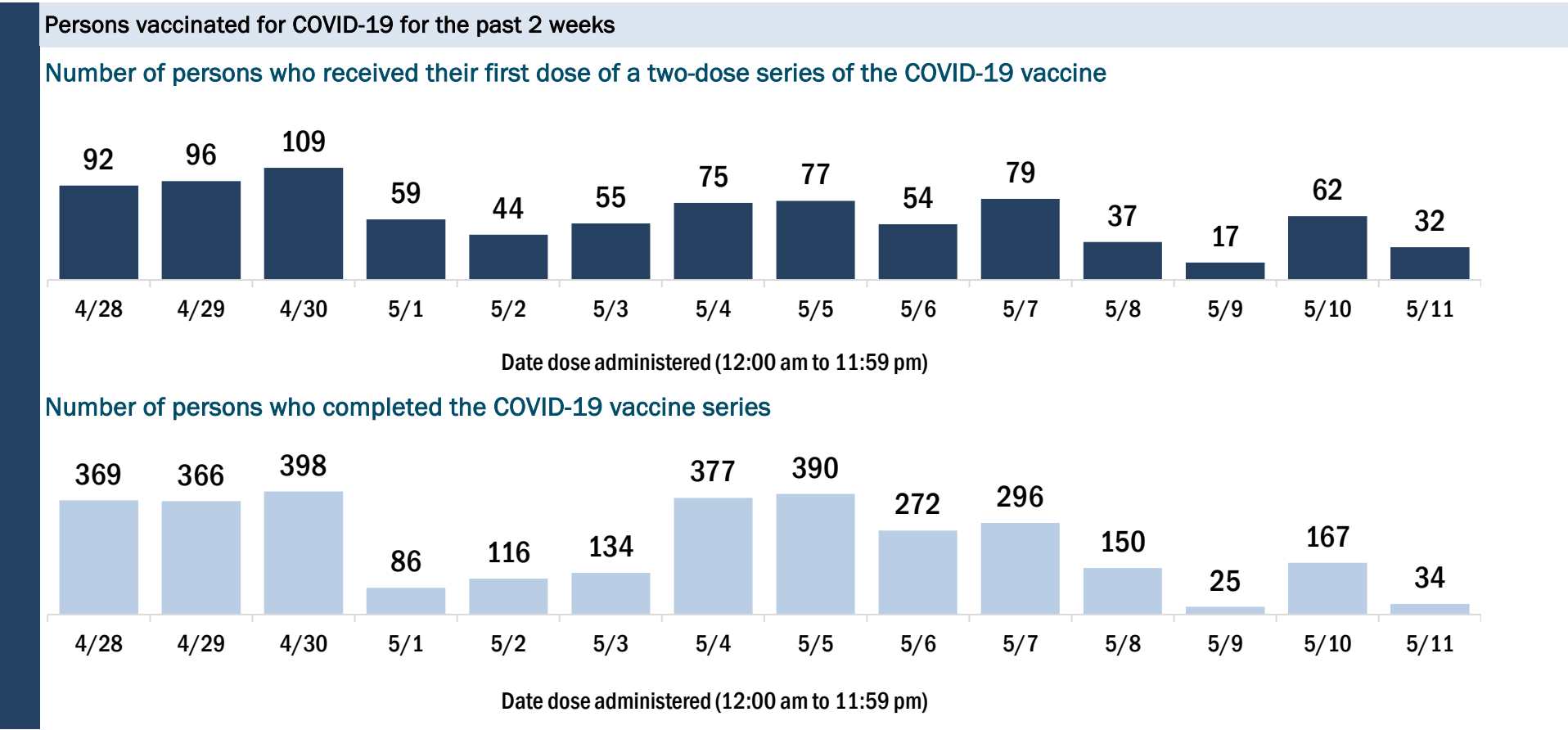
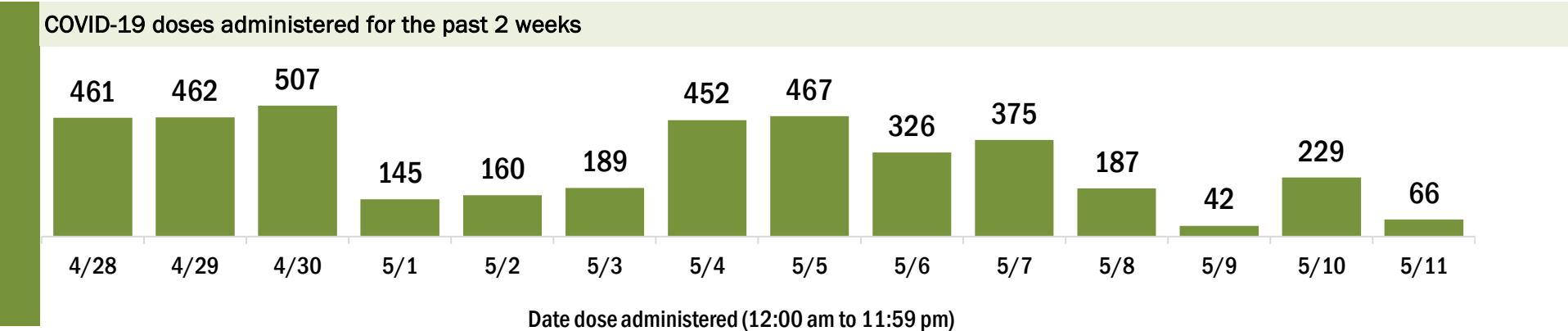
Data in this report are provisional and subject to change.

Data in this summary pertain to COVID-19 vaccines approved by the U.S. Food and Drug Administration and have been issued an Emergency Use Authorization (Janssen COVID-19 Vaccine, Moderna COVID-19 Vaccine and Pfizer-BioNTech COVID-19 Vaccine). These data summarize the number of people who have received either their first dose or have completed the series for a COVID-19 vaccine. **A person can only be counted in one category, first dose or series complete.** For persons receiving Moderna or Pfizer vaccines, once they receive their second dose, they are moved from the first dose column to the series completed column. **Because of this, the total first dose category may show a change from report to report not matching the total receiving their first dose from the previous day.** Persons receiving Johnson & Johnson vaccines will always be counted in the series completed column.

COVID-19 doses for vaccinated persons in Florida	
Doses administered	63,240
People receiving one dose of a 1-dose series (Johnson & Johnson) or receiving only one dose of a 2-dose series (Moderna, Pfizer) count once. Persons receiving both doses of a 2-dose series count twice.	

Current status of persons vaccinated for COVID-19 in Florida	
Total people vaccinated	34,729
First dose	3,882
Series completed	30,847
Completed 1-dose series	2,336
Completed 2-dose series	28,511
First dose: current number of people who have only received their first dose of the Moderna or Pfizer vaccine.	
Series complete: current number of people who have received both Moderna or Pfizer vaccine doses or one Johnson & Johnson dose and are considered fully immunized.	

Demographic summary	First dose	Series complete	Total people vaccinated
Age group	3,882	30,847	34,729
16-24 years	436	981	1,417
25-34 years	405	1,366	1,771
35-44 years	480	2,278	2,758
45-54 years	577	3,441	4,018
55-64 years	732	7,018	7,750
65-74 years	718	9,718	10,436
75-84 years	403	4,698	5,101
85+ years	131	1,347	1,478
Race	3,882	30,847	34,729
White	2,771	25,085	27,856
Black	199	1,441	1,640
American Indian/Alaskan	18	122	140
Other	245	1,561	1,806
Unknown	649	2,638	3,287
Other race includes Asian, native Hawaiian/Pacific Islander, or other.			
Ethnicity	3,882	30,847	34,729
Hispanic	178	864	1,042
Non-Hispanic	2,455	24,312	26,767
Unknown	1,249	5,671	6,920
Gender	3,882	30,847	34,729
Female	2,057	17,194	19,251
Male	1,818	13,651	15,469
Unknown	7	2	9



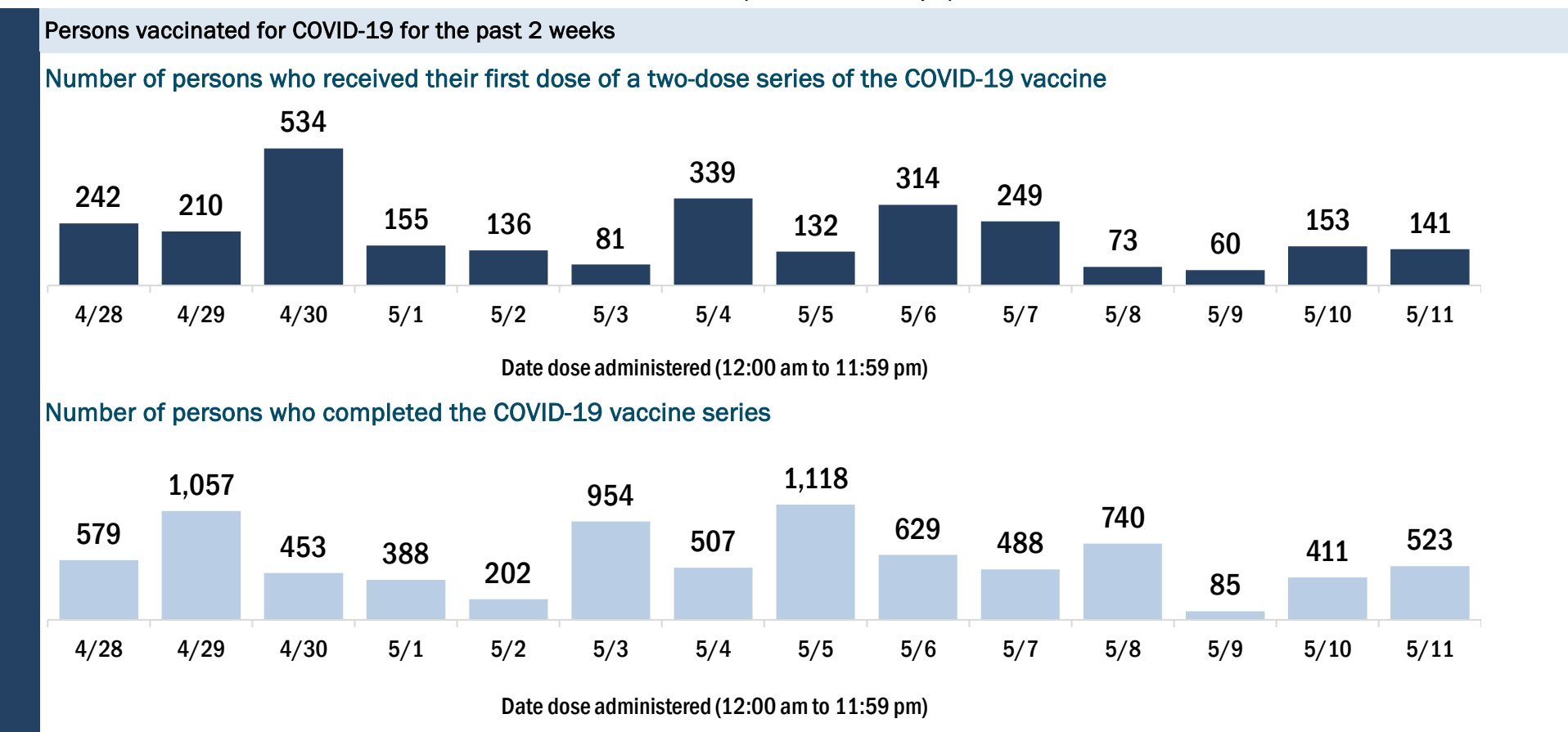
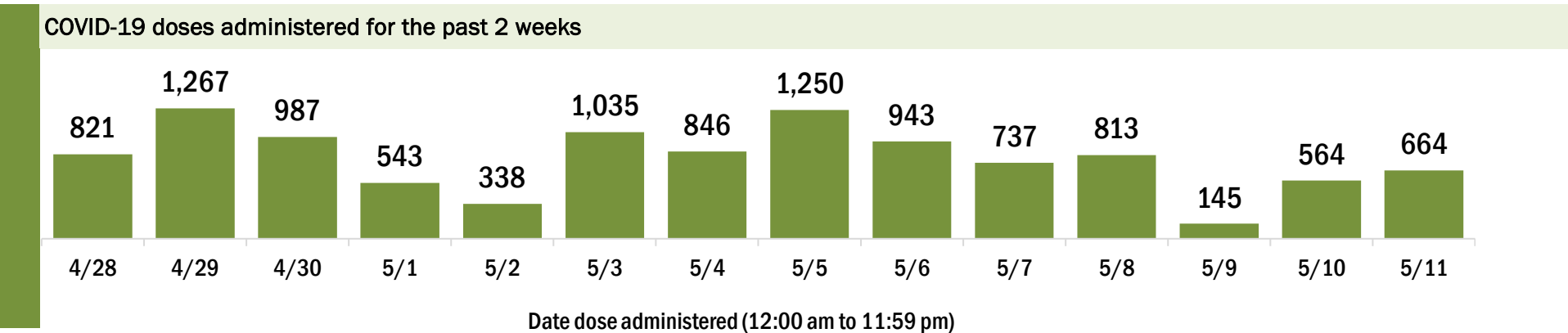
COVID-19: Okaloosa County vaccine summary

Vaccination data through May 11, 2021 as of May 12, 2021 at 12:05 AM

Data in this report are provisional and subject to change.

Data in this summary pertain to COVID-19 vaccines approved by the U.S. Food and Drug Administration and have been issued an Emergency Use Authorization (Janssen COVID-19 Vaccine, Moderna COVID-19 Vaccine and Pfizer-BioNTech COVID-19 Vaccine). These data summarize the number of people who have received either their first dose or have completed the series for a COVID-19 vaccine. **A person can only be counted in one category, first dose or series complete.** For persons receiving Moderna or Pfizer vaccines, once they receive their second dose, they are moved from the first dose column to the series completed column. **Because of this, the total first dose category may show a change from report to report not matching the total receiving their first dose from the previous day.** Persons receiving Johnson & Johnson vaccines will always be counted in the series completed column.

COVID-19 doses for vaccinated persons in Florida		Demographic summary			
Doses administered	111,007	First dose	Series complete	Total people vaccinated	
People receiving one dose of a 1-dose series (Johnson & Johnson) or receiving only one dose of a 2-dose series (Moderna, Pfizer) count once. Persons receiving both doses of a 2-dose series count twice.		Age group	11,541	51,986	63,527
		16-24 years	1,253	1,892	3,145
		25-34 years	1,724	3,361	5,085
		35-44 years	1,683	4,739	6,422
		45-54 years	1,681	6,095	7,776
		55-64 years	2,243	11,800	14,043
		65-74 years	1,640	13,855	15,495
		75-84 years	964	7,507	8,471
		85+ years	353	2,737	3,090
		Race	11,541	51,986	63,527
		White	6,391	36,038	42,429
		Black	684	2,885	3,569
		American Indian/Alaskan	69	229	298
		Other	1,247	4,851	6,098
		Unknown	3,150	7,983	11,133
		Other race includes Asian, native Hawaiian/Pacific Islander, or other.			
		Ethnicity	11,541	51,986	63,527
		Hispanic	808	2,141	2,949
		Non-Hispanic	5,507	32,790	38,297
		Unknown	5,226	17,055	22,281
		Gender	11,541	51,986	63,527
		Female	6,256	29,307	35,563
		Male	5,160	22,650	27,810
		Unknown	125	29	154



COVID-19: Okeechobee County vaccine summary

Vaccination data through May 11, 2021 as of May 12, 2021 at 12:05 AM

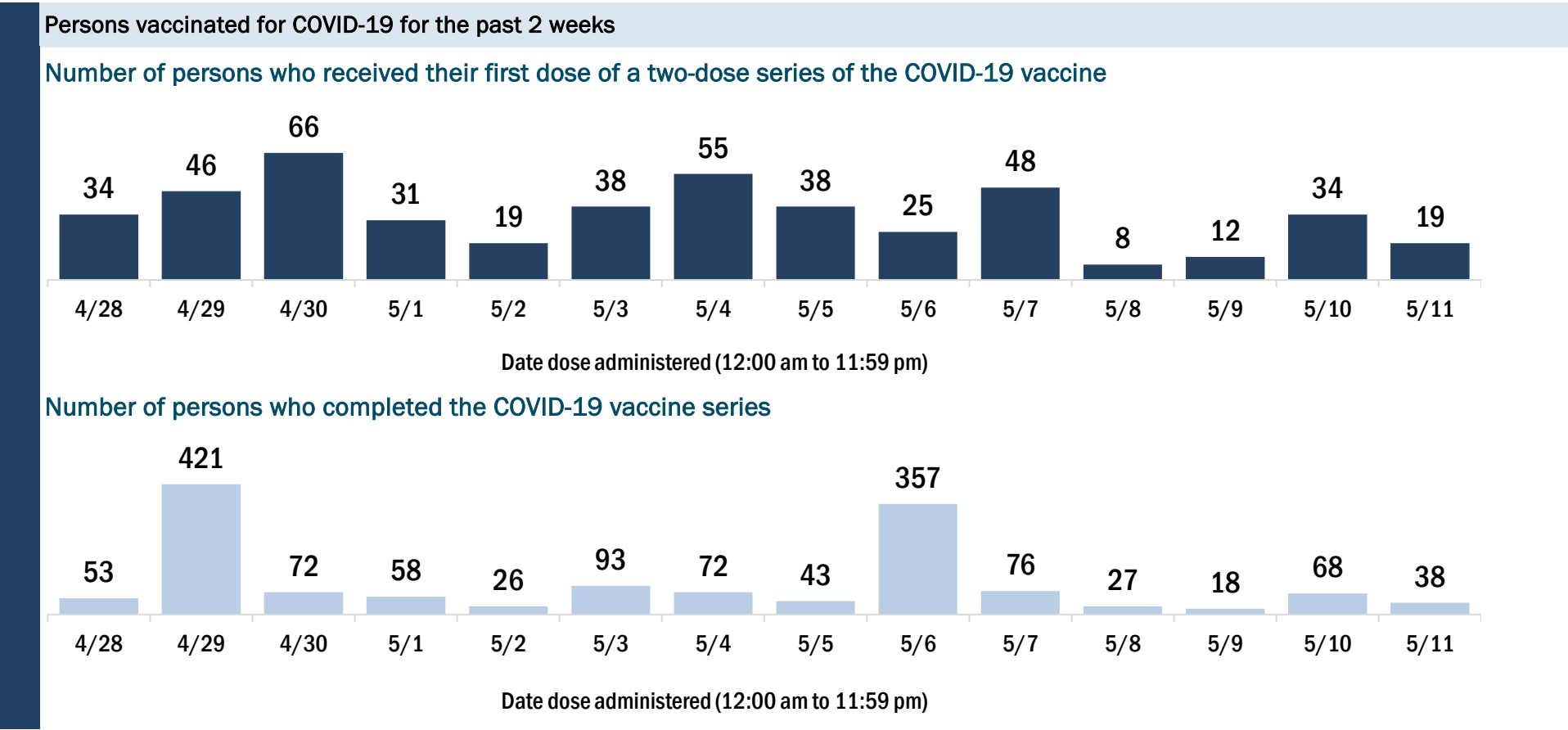
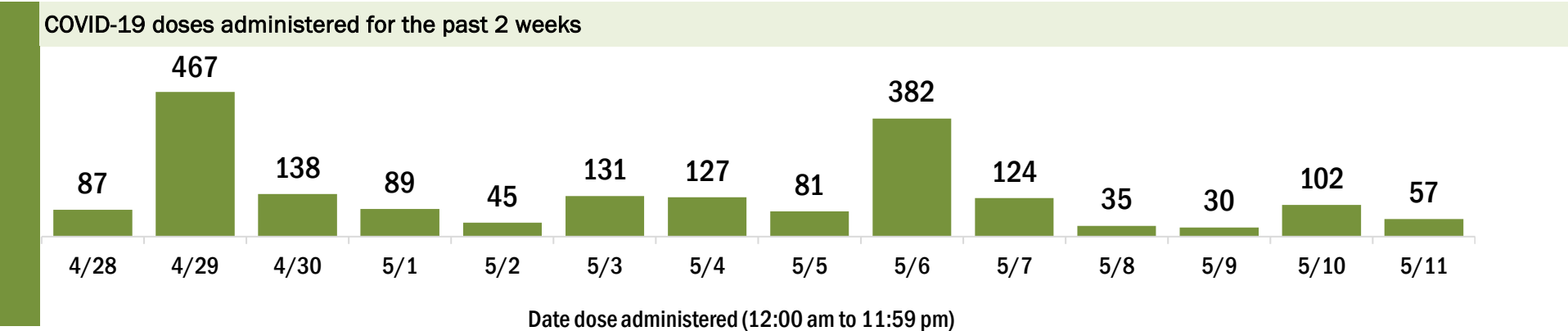
Data in this report are provisional and subject to change.

Data in this summary pertain to COVID-19 vaccines approved by the U.S. Food and Drug Administration and have been issued an Emergency Use Authorization (Janssen COVID-19 Vaccine, Moderna COVID-19 Vaccine and Pfizer-BioNTech COVID-19 Vaccine). These data summarize the number of people who have received either their first dose or have completed the series for a COVID-19 vaccine. **A person can only be counted in one category, first dose or series complete.** For persons receiving Moderna or Pfizer vaccines, once they receive their second dose, they are moved from the first dose column to the series completed column. **Because of this, the total first dose category may show a change from report to report not matching the total receiving their first dose from the previous day.** Persons receiving Johnson & Johnson vaccines will always be counted in the series completed column.

COVID-19 doses for vaccinated persons in Florida	
Doses administered	20,851
People receiving one dose of a 1-dose series (Johnson & Johnson) or receiving only one dose of a 2-dose series (Moderna, Pfizer) count once. Persons receiving both doses of a 2-dose series count twice.	

Current status of persons vaccinated for COVID-19 in Florida	
Total people vaccinated	12,313
First dose	3,088
Series completed	9,225
Completed 1-dose series	687
Completed 2-dose series	8,538
First dose: current number of people who have only received their first dose of the Moderna or Pfizer vaccine.	
Series complete: current number of people who have received both Moderna or Pfizer vaccine doses or one Johnson & Johnson dose and are considered fully immunized.	

Demographic summary	First dose	Series complete	Total people vaccinated
Age group	3,088	9,225	12,313
16-24 years	206	190	396
25-34 years	366	356	722
35-44 years	437	528	965
45-54 years	602	844	1,446
55-64 years	764	1,670	2,434
65-74 years	426	3,070	3,496
75-84 years	229	2,008	2,237
85+ years	58	559	617
Race	3,088	9,225	12,313
White	1,795	7,344	9,139
Black	164	213	377
American Indian/Alaskan	10	43	53
Other	255	817	1,072
Unknown	864	808	1,672
Other race includes Asian, native Hawaiian/Pacific Islander, or other.			
Ethnicity	3,088	9,225	12,313
Hispanic	549	1,082	1,631
Non-Hispanic	1,171	6,396	7,567
Unknown	1,368	1,747	3,115
Gender	3,088	9,225	12,313
Female	1,180	5,097	6,277
Male	1,903	4,128	6,031
Unknown	5	0	5



COVID-19: Orange County vaccine summary

Vaccination data through May 11, 2021 as of May 12, 2021 at 12:05 AM

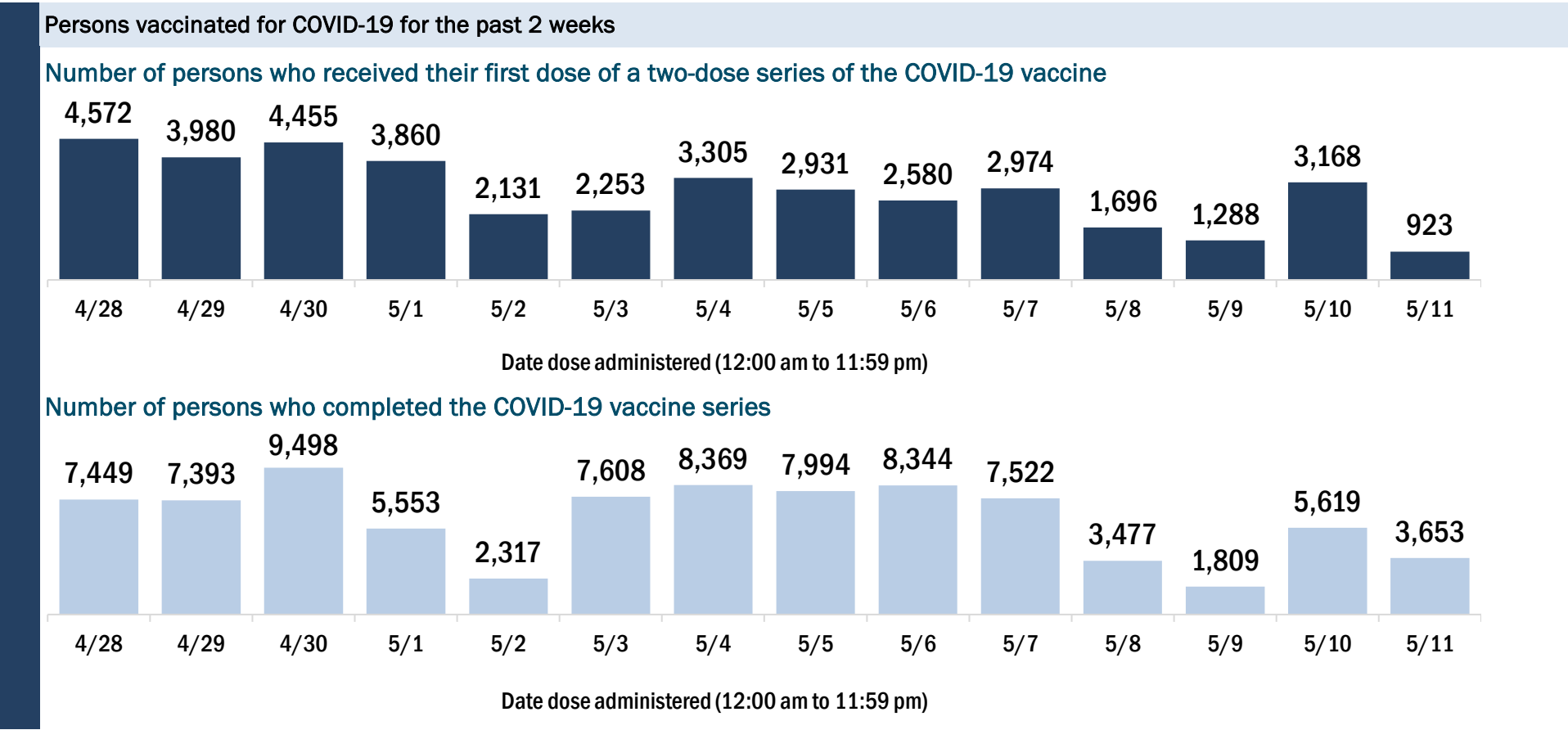
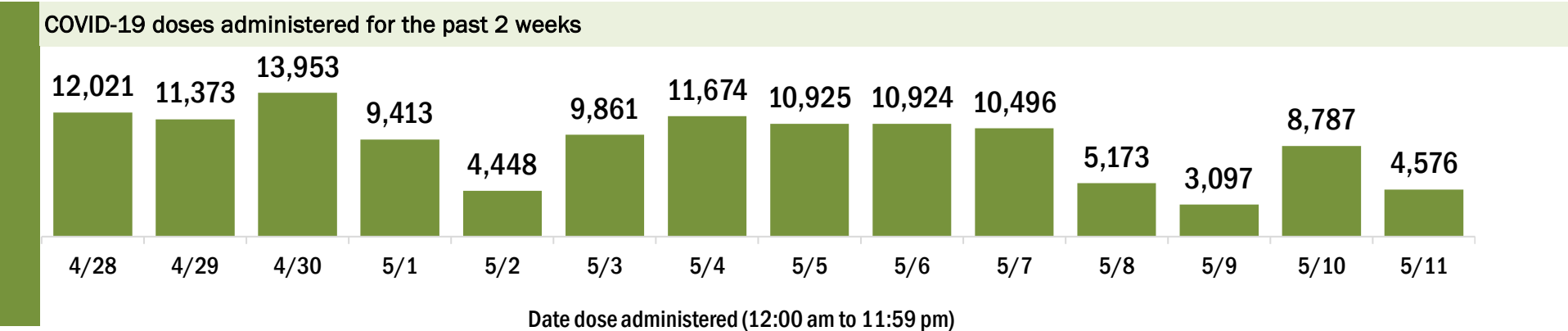
Data in this report are provisional and subject to change.

Data in this summary pertain to COVID-19 vaccines approved by the U.S. Food and Drug Administration and have been issued an Emergency Use Authorization (Janssen COVID-19 Vaccine, Moderna COVID-19 Vaccine and Pfizer-BioNTech COVID-19 Vaccine). These data summarize the number of people who have received either their first dose or have completed the series for a COVID-19 vaccine. **A person can only be counted in one category, first dose or series complete.** For persons receiving Moderna or Pfizer vaccines, once they receive their second dose, they are moved from the first dose column to the series completed column. **Because of this, the total first dose category may show a change from report to report not matching the total receiving their first dose from the previous day.** Persons receiving Johnson & Johnson vaccines will always be counted in the series completed column.

COVID-19 doses for vaccinated persons in Florida	
Doses administered	966,750
People receiving one dose of a 1-dose series (Johnson & Johnson) or receiving only one dose of a 2-dose series (Moderna, Pfizer) count once. Persons receiving both doses of a 2-dose series count twice.	

Current status of persons vaccinated for COVID-19 in Florida	
Total people vaccinated	580,074
First dose	131,232
Series completed	448,842
Completed 1-dose series	62,166
Completed 2-dose series	386,676
First dose: current number of people who have only received their first dose of the Moderna or Pfizer vaccine.	
Series complete: current number of people who have received both Moderna or Pfizer vaccine doses or one Johnson & Johnson dose and are considered fully immunized.	

Demographic summary	First dose	Series complete	Total people vaccinated
Age group	131,232	448,842	580,074
16-24 years	22,258	35,588	57,846
25-34 years	25,909	55,522	81,431
35-44 years	25,280	70,041	95,321
45-54 years	22,064	79,338	101,402
55-64 years	17,876	86,710	104,586
65-74 years	9,714	75,242	84,956
75-84 years	4,855	34,259	39,114
85+ years	3,276	12,142	15,418
Race	131,232	448,842	580,074
White	65,882	271,177	337,059
Black	12,420	35,233	47,653
American Indian/Alaskan	588	1,404	1,992
Other	24,345	76,341	100,686
Unknown	27,997	64,687	92,684
Other race includes Asian, native Hawaiian/Pacific Islander, or other.			
Ethnicity	131,232	448,842	580,074
Hispanic	28,132	60,030	88,162
Non-Hispanic	46,131	227,019	273,150
Unknown	56,969	161,793	218,762
Gender	131,232	448,842	580,074
Female	67,231	245,586	312,817
Male	62,276	202,204	264,480
Unknown	1,725	1,052	2,777



COVID-19: Osceola County vaccine summary

Vaccination data through May 11, 2021 as of May 12, 2021 at 12:05 AM

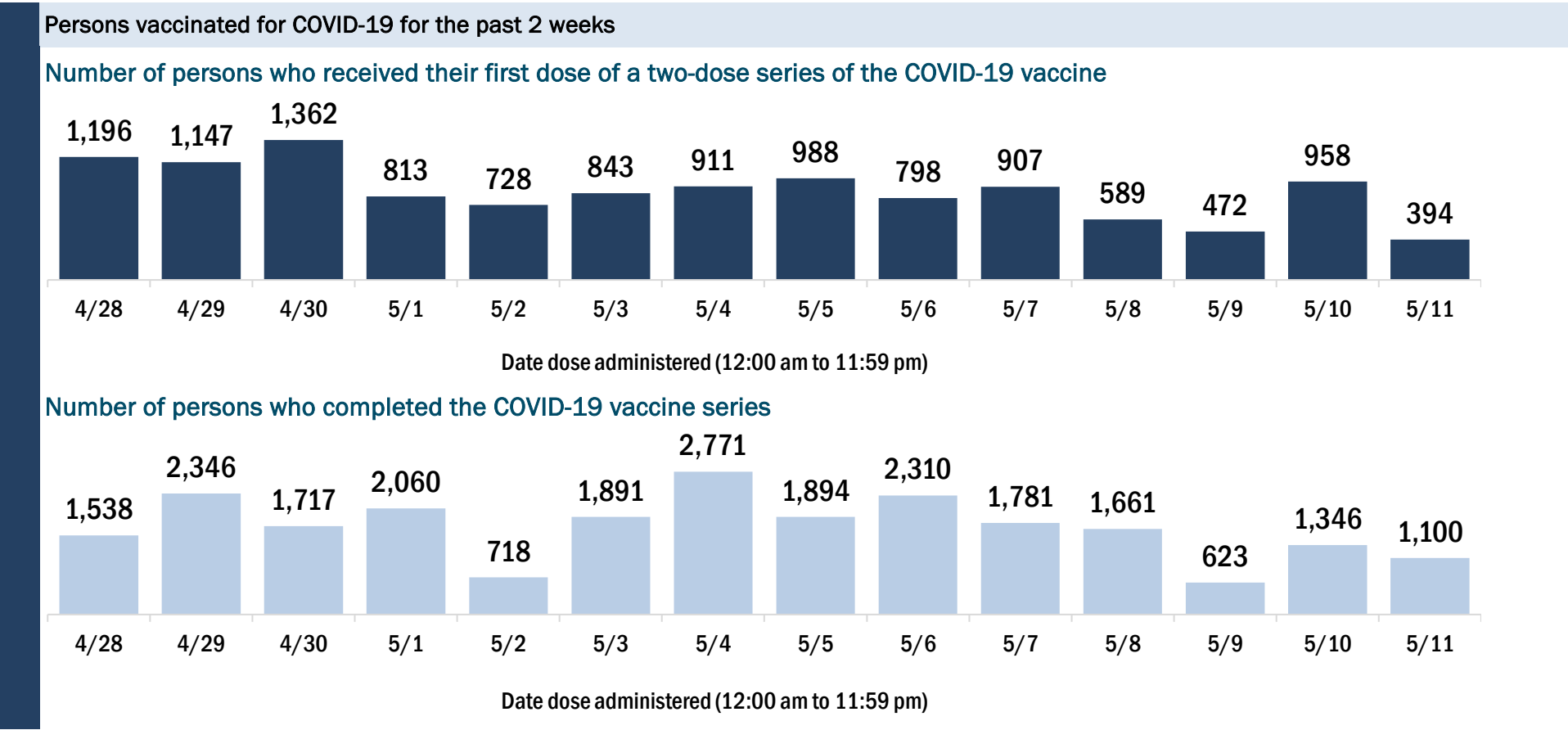
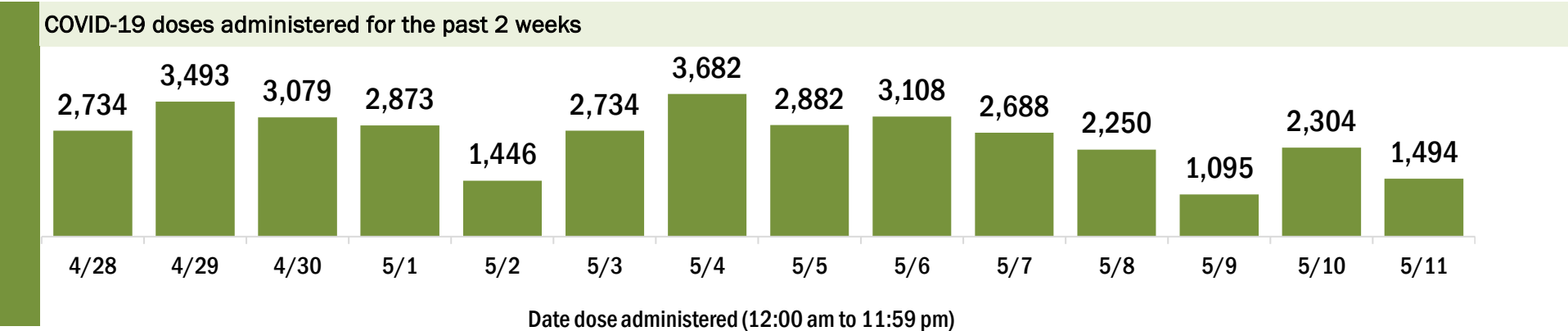
Data in this report are provisional and subject to change.

Data in this summary pertain to COVID-19 vaccines approved by the U.S. Food and Drug Administration and have been issued an Emergency Use Authorization (Janssen COVID-19 Vaccine, Moderna COVID-19 Vaccine and Pfizer-BioNTech COVID-19 Vaccine). These data summarize the number of people who have received either their first dose or have completed the series for a COVID-19 vaccine. **A person can only be counted in one category, first dose or series complete.** For persons receiving Moderna or Pfizer vaccines, once they receive their second dose, they are moved from the first dose column to the series completed column. **Because of this, the total first dose category may show a change from report to report not matching the total receiving their first dose from the previous day.** Persons receiving Johnson & Johnson vaccines will always be counted in the series completed column.

COVID-19 doses for vaccinated persons in Florida	
Doses administered	246,167
People receiving one dose of a 1-dose series (Johnson & Johnson) or receiving only one dose of a 2-dose series (Moderna, Pfizer) count once. Persons receiving both doses of a 2-dose series count twice.	

Current status of persons vaccinated for COVID-19 in Florida	
Total people vaccinated	148,142
First dose	37,020
Series completed	111,122
Completed 1-dose series	13,097
Completed 2-dose series	98,025
First dose: current number of people who have only received their first dose of the Moderna or Pfizer vaccine.	
Series complete: current number of people who have received both Moderna or Pfizer vaccine doses or one Johnson & Johnson dose and are considered fully immunized.	

Demographic summary	First dose	Series complete	Total people vaccinated
Age group	37,020	111,122	148,142
16-24 years	6,161	6,901	13,062
25-34 years	6,196	10,793	16,989
35-44 years	7,158	14,820	21,978
45-54 years	6,742	19,388	26,130
55-64 years	5,481	22,724	28,205
65-74 years	3,183	22,725	25,908
75-84 years	1,601	10,693	12,294
85+ years	498	3,078	3,576
Race	37,020	111,122	148,142
White	19,228	67,069	86,297
Black	2,120	5,947	8,067
American Indian/Alaskan	178	510	688
Other	7,111	19,932	27,043
Unknown	8,383	17,664	26,047
Other race includes Asian, native Hawaiian/Pacific Islander, or other.			
Ethnicity	37,020	111,122	148,142
Hispanic	13,810	34,694	48,504
Non-Hispanic	8,324	40,654	48,978
Unknown	14,886	35,774	50,660
Gender	37,020	111,122	148,142
Female	19,705	62,070	81,775
Male	17,247	48,970	66,217
Unknown	68	82	150



COVID-19: Palm Beach County vaccine summary

Vaccination data through May 11, 2021 as of May 12, 2021 at 12:05 AM

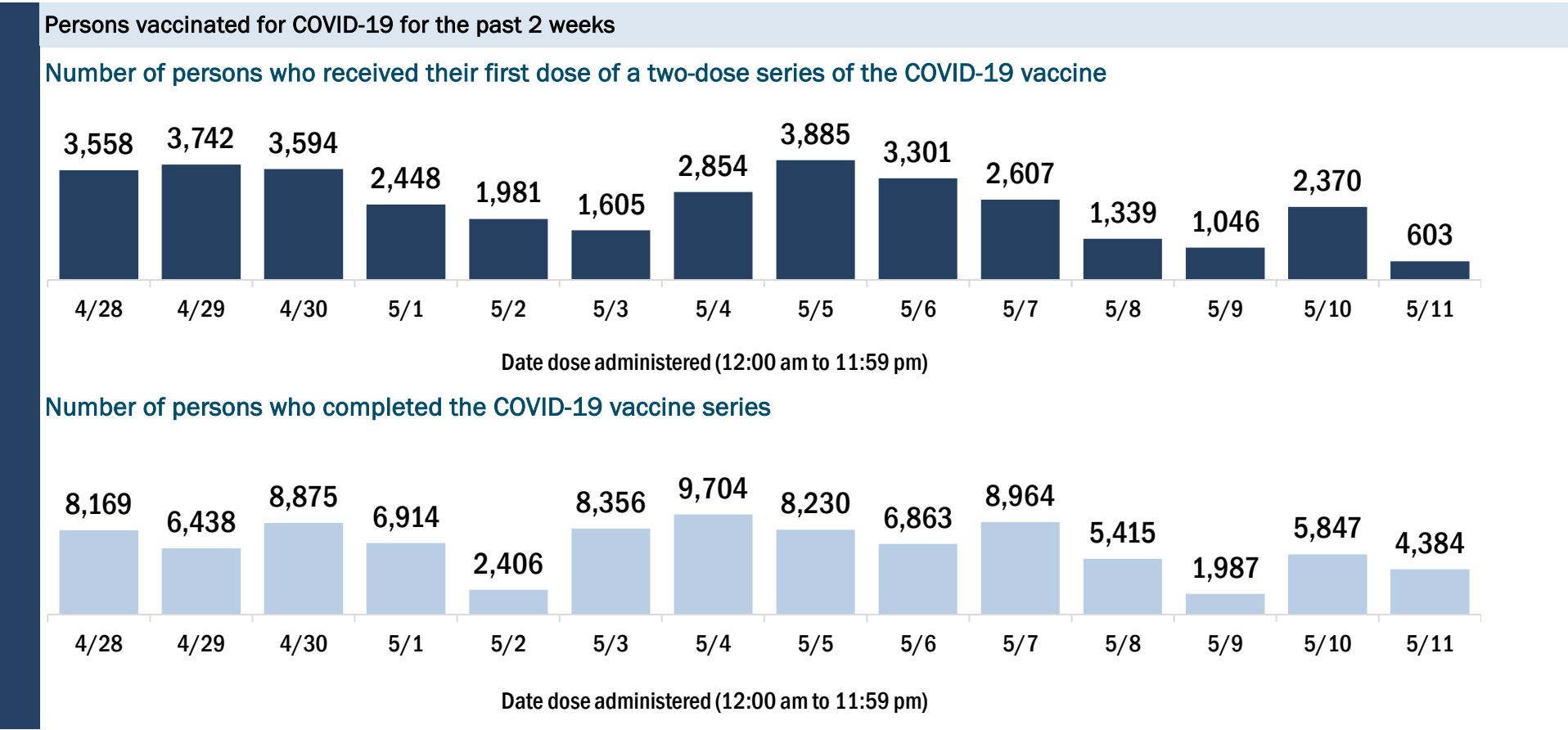
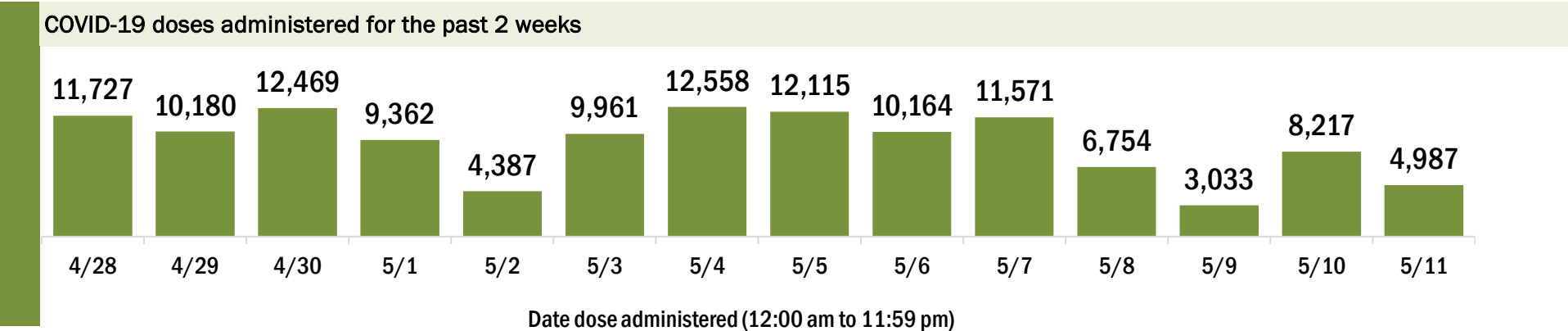
Data in this report are provisional and subject to change.

Data in this summary pertain to COVID-19 vaccines approved by the U.S. Food and Drug Administration and have been issued an Emergency Use Authorization (Janssen COVID-19 Vaccine, Moderna COVID-19 Vaccine and Pfizer-BioNTech COVID-19 Vaccine). These data summarize the number of people who have received either their first dose or have completed the series for a COVID-19 vaccine. **A person can only be counted in one category, first dose or series complete.** For persons receiving Moderna or Pfizer vaccines, once they receive their second dose, they are moved from the first dose column to the series completed column. **Because of this, the total first dose category may show a change from report to report not matching the total receiving their first dose from the previous day.** Persons receiving Johnson & Johnson vaccines will always be counted in the series completed column.

COVID-19 doses for vaccinated persons in Florida	
Doses administered	1,174,555
People receiving one dose of a 1-dose series (Johnson & Johnson) or receiving only one dose of a 2-dose series (Moderna, Pfizer) count once. Persons receiving both doses of a 2-dose series count twice.	

Current status of persons vaccinated for COVID-19 in Florida	
Total people vaccinated	687,781
First dose	154,753
Series completed	533,028
Completed 1-dose series	46,254
Completed 2-dose series	486,774
First dose: current number of people who have only received their first dose of the Moderna or Pfizer vaccine.	
Series complete: current number of people who have received both Moderna or Pfizer vaccine doses or one Johnson & Johnson dose and are considered fully immunized.	

Demographic summary	First dose	Series complete	Total people vaccinated
Age group	154,753	533,028	687,781
16-24 years	15,813	21,980	37,793
25-34 years	18,869	33,302	52,171
35-44 years	21,781	48,004	69,785
45-54 years	24,911	69,976	94,887
55-64 years	27,501	103,644	131,145
65-74 years	23,187	131,921	155,108
75-84 years	15,434	88,337	103,771
85+ years	7,257	35,864	43,121
Race	154,753	533,028	687,781
White	88,092	340,654	428,746
Black	13,998	30,270	44,268
American Indian/Alaskan	753	1,550	2,303
Other	17,281	51,210	68,491
Unknown	34,629	109,344	143,973
Other race includes Asian, native Hawaiian/Pacific Islander, or other.			
Ethnicity	154,753	533,028	687,781
Hispanic	28,292	57,186	85,478
Non-Hispanic	66,310	275,508	341,818
Unknown	60,151	200,334	260,485
Gender	154,753	533,028	687,781
Female	81,509	298,515	380,024
Male	72,729	234,135	306,864
Unknown	515	378	893



COVID-19: Pasco County vaccine summary

Vaccination data through May 11, 2021 as of May 12, 2021 at 12:05 AM

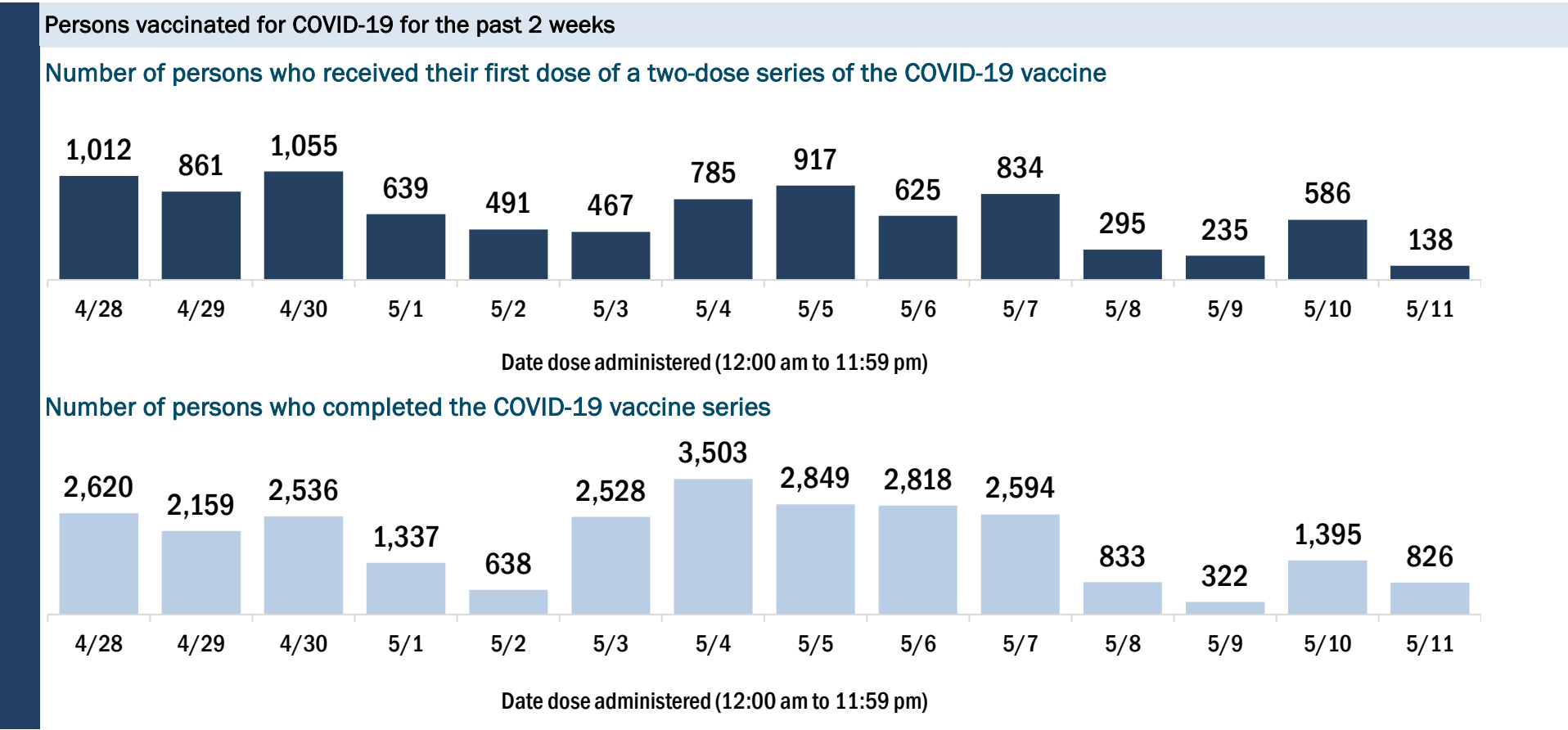
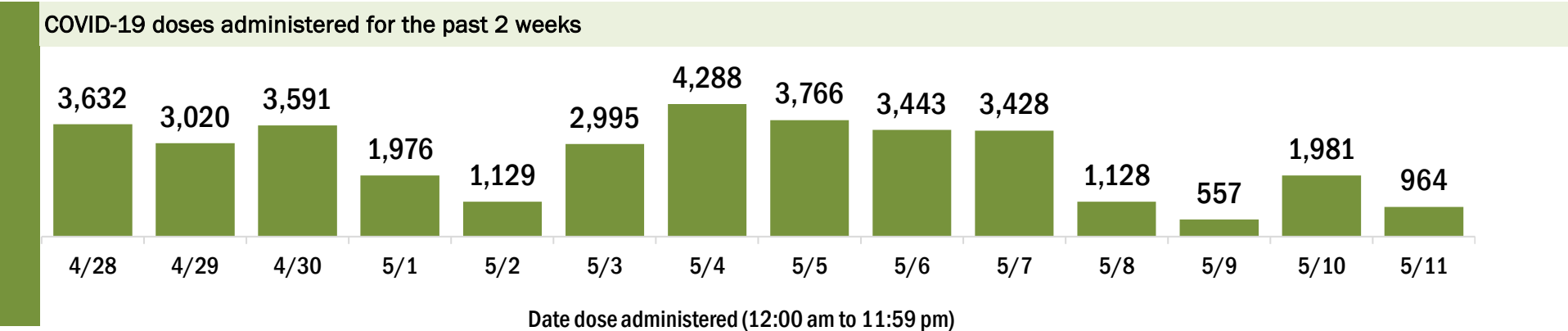
Data in this report are provisional and subject to change.

Data in this summary pertain to COVID-19 vaccines approved by the U.S. Food and Drug Administration and have been issued an Emergency Use Authorization (Janssen COVID-19 Vaccine, Moderna COVID-19 Vaccine and Pfizer-BioNTech COVID-19 Vaccine). These data summarize the number of people who have received either their first dose or have completed the series for a COVID-19 vaccine. **A person can only be counted in one category, first dose or series complete.** For persons receiving Moderna or Pfizer vaccines, once they receive their second dose, they are moved from the first dose column to the series completed column. **Because of this, the total first dose category may show a change from report to report not matching the total receiving their first dose from the previous day.** Persons receiving Johnson & Johnson vaccines will always be counted in the series completed column.

COVID-19 doses for vaccinated persons in Florida	
Doses administered	364,232
People receiving one dose of a 1-dose series (Johnson & Johnson) or receiving only one dose of a 2-dose series (Moderna, Pfizer) count once. Persons receiving both doses of a 2-dose series count twice.	

Current status of persons vaccinated for COVID-19 in Florida	
Total people vaccinated	212,391
First dose	46,343
Series completed	166,048
Completed 1-dose series	14,207
Completed 2-dose series	151,841
First dose: current number of people who have only received their first dose of the Moderna or Pfizer vaccine.	
Series complete: current number of people who have received both Moderna or Pfizer vaccine doses or one Johnson & Johnson dose and are considered fully immunized.	

Demographic summary	First dose	Series complete	Total people vaccinated
Age group	46,343	166,048	212,391
16-24 years	4,794	6,859	11,653
25-34 years	4,843	9,342	14,185
35-44 years	6,192	15,739	21,931
45-54 years	7,148	22,478	29,626
55-64 years	8,203	32,989	41,192
65-74 years	8,163	44,219	52,382
75-84 years	5,259	26,520	31,779
85+ years	1,741	7,902	9,643
Race	46,343	166,048	212,391
White	31,432	124,460	155,892
Black	1,959	4,873	6,832
American Indian/Alaskan	256	616	872
Other	5,247	15,823	21,070
Unknown	7,449	20,276	27,725
Other race includes Asian, native Hawaiian/Pacific Islander, or other.			
Ethnicity	46,343	166,048	212,391
Hispanic	4,571	10,628	15,199
Non-Hispanic	23,354	100,055	123,409
Unknown	18,418	55,365	73,783
Gender	46,343	166,048	212,391
Female	24,815	94,758	119,573
Male	21,484	71,174	92,658
Unknown	44	116	160



COVID-19: Pinellas County vaccine summary

Vaccination data through May 11, 2021 as of May 12, 2021 at 12:05 AM

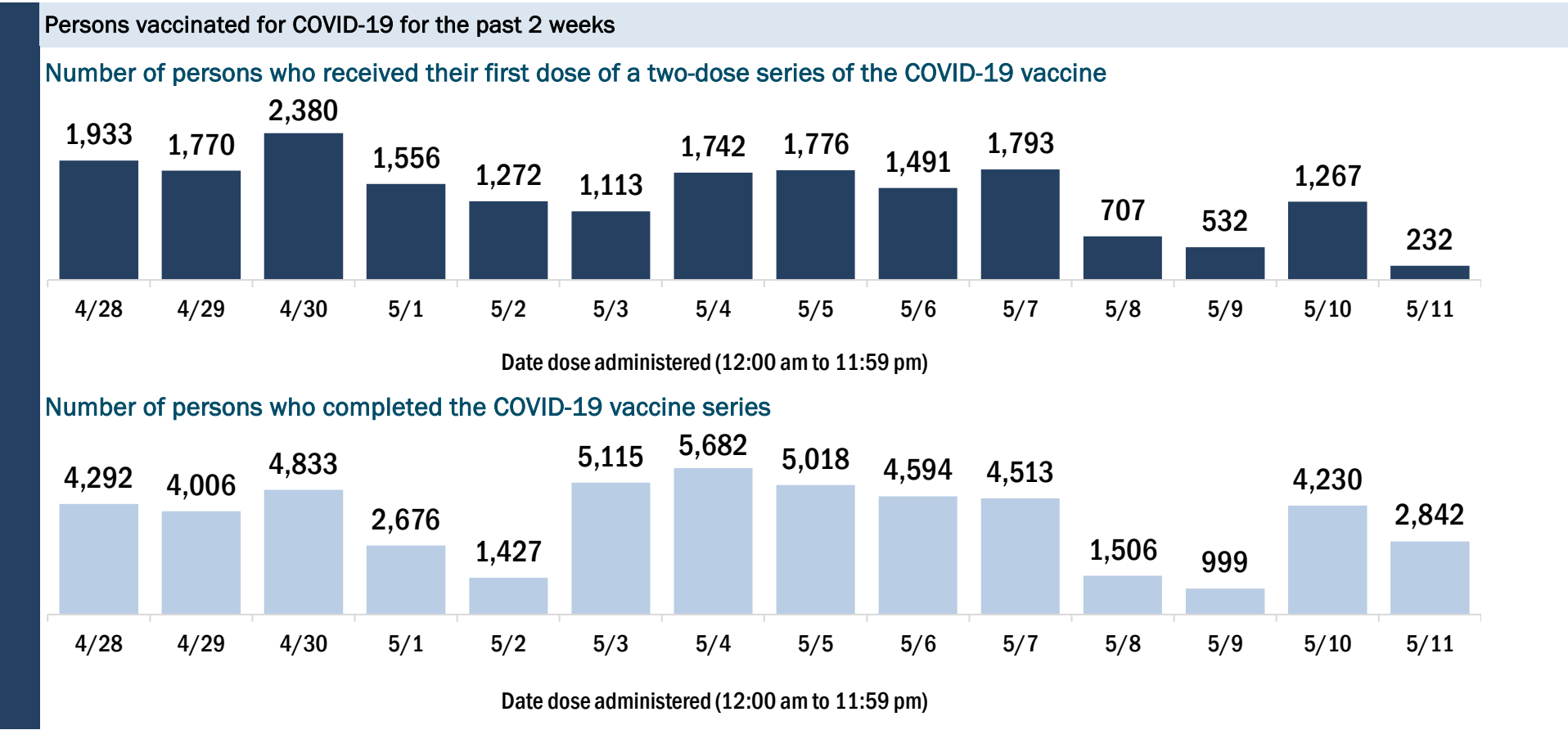
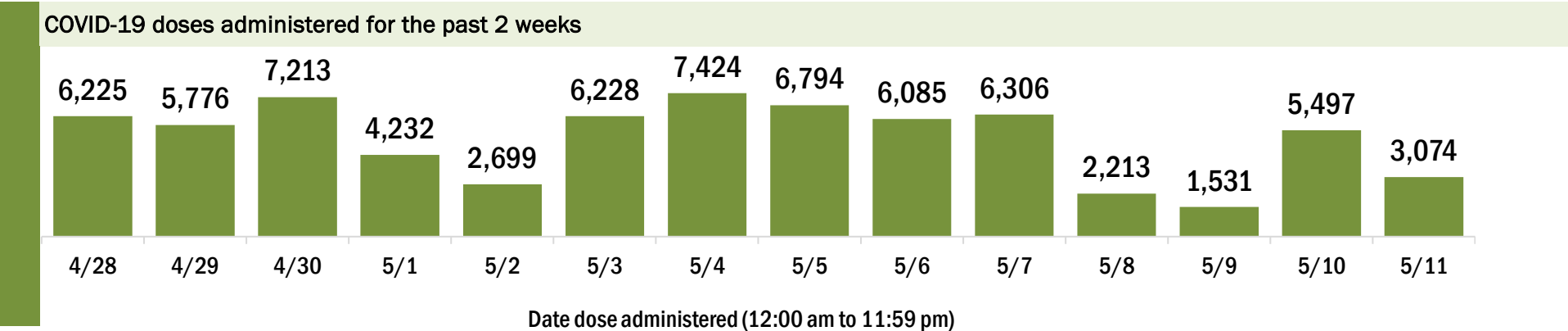
Data in this report are provisional and subject to change.

Data in this summary pertain to COVID-19 vaccines approved by the U.S. Food and Drug Administration and have been issued an Emergency Use Authorization (Janssen COVID-19 Vaccine, Moderna COVID-19 Vaccine and Pfizer-BioNTech COVID-19 Vaccine). These data summarize the number of people who have received either their first dose or have completed the series for a COVID-19 vaccine. **A person can only be counted in one category, first dose or series complete.** For persons receiving Moderna or Pfizer vaccines, once they receive their second dose, they are moved from the first dose column to the series completed column. **Because of this, the total first dose category may show a change from report to report not matching the total receiving their first dose from the previous day.** Persons receiving Johnson & Johnson vaccines will always be counted in the series completed column.

COVID-19 doses for vaccinated persons in Florida	
Doses administered	783,374
People receiving one dose of a 1-dose series (Johnson & Johnson) or receiving only one dose of a 2-dose series (Moderna, Pfizer) count once. Persons receiving both doses of a 2-dose series count twice.	

Current status of persons vaccinated for COVID-19 in Florida	
Total people vaccinated	445,545
First dose	83,445
Series completed	362,100
Completed 1-dose series	24,271
Completed 2-dose series	337,829
First dose: current number of people who have only received their first dose of the Moderna or Pfizer vaccine.	
Series complete: current number of people who have received both Moderna or Pfizer vaccine doses or one Johnson & Johnson dose and are considered fully immunized.	

Demographic summary	First dose	Series complete	Total people vaccinated
Age group	83,445	362,100	445,545
16-24 years	8,836	13,271	22,107
25-34 years	11,399	25,066	36,465
35-44 years	11,408	31,914	43,322
45-54 years	12,149	46,163	58,312
55-64 years	15,232	81,781	97,013
65-74 years	13,219	95,081	108,300
75-84 years	7,737	49,998	57,735
85+ years	3,465	18,826	22,291
Race	83,445	362,100	445,545
White	52,560	270,404	322,964
Black	5,484	15,531	21,015
American Indian/Alaskan	366	848	1,214
Other	8,677	29,676	38,353
Unknown	16,358	45,641	61,999
Other race includes Asian, native Hawaiian/Pacific Islander, or other.			
Ethnicity	83,445	362,100	445,545
Hispanic	5,040	12,969	18,009
Non-Hispanic	42,896	227,270	270,166
Unknown	35,509	121,861	157,370
Gender	83,445	362,100	445,545
Female	44,447	204,565	249,012
Male	38,800	156,957	195,757
Unknown	198	578	776



COVID-19: Polk County vaccine summary

Vaccination data through May 11, 2021 as of May 12, 2021 at 12:05 AM

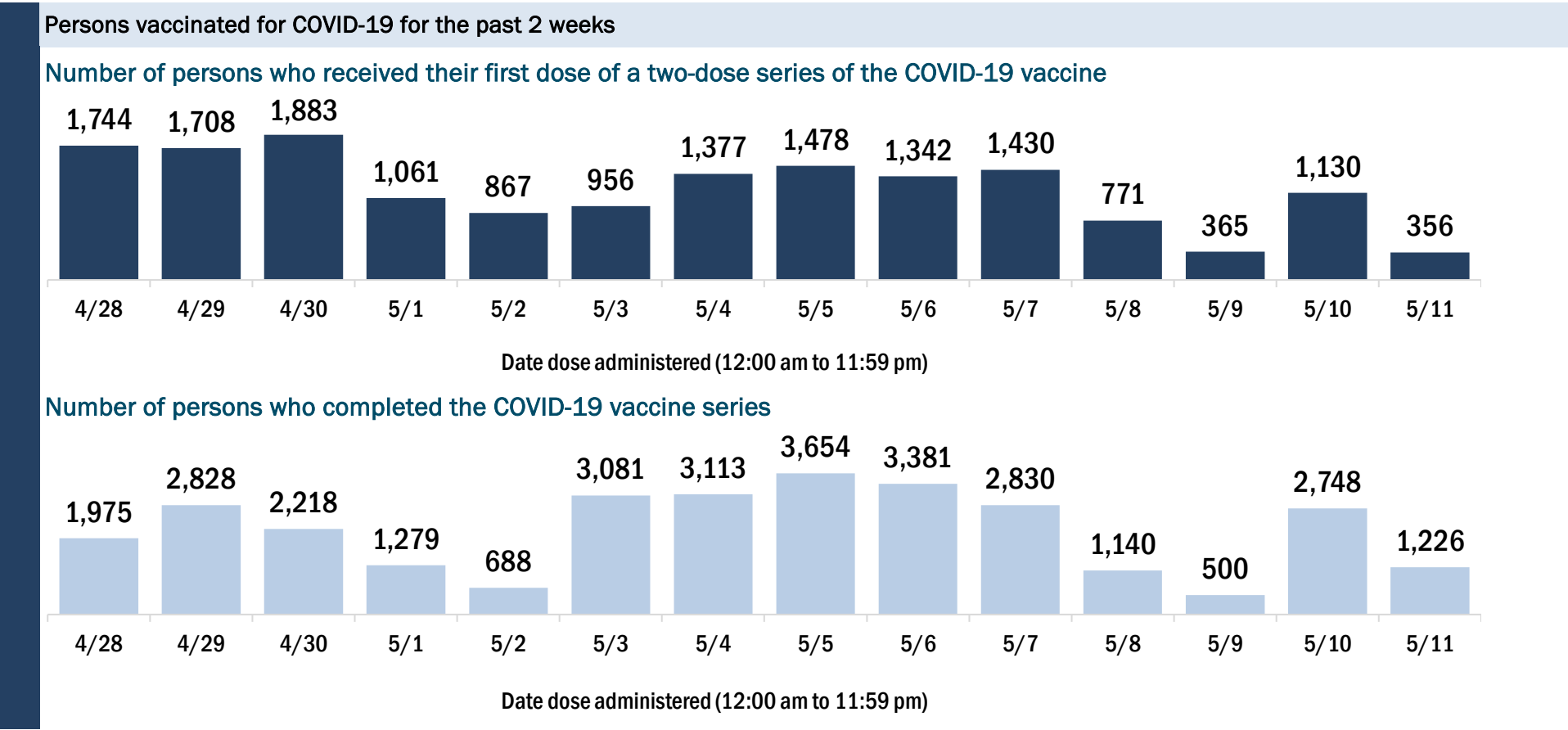
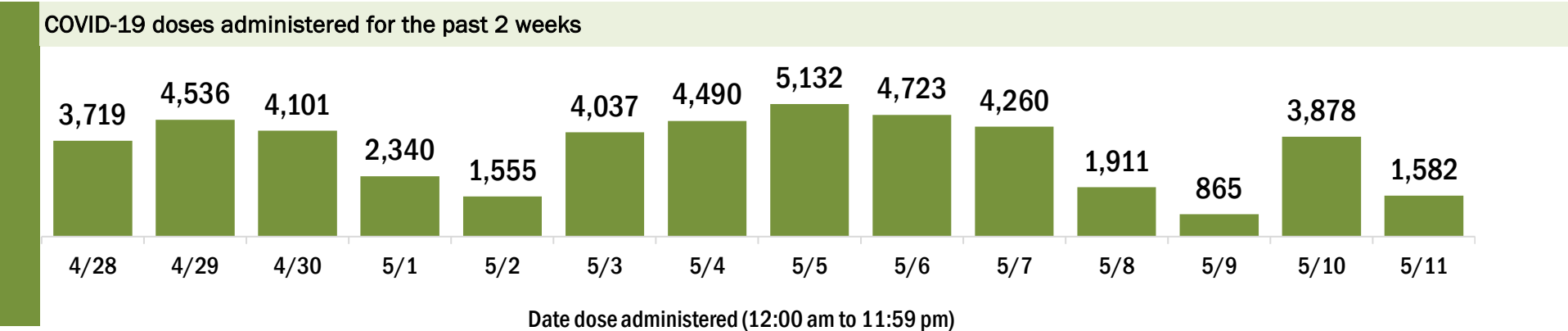
Data in this report are provisional and subject to change.

Data in this summary pertain to COVID-19 vaccines approved by the U.S. Food and Drug Administration and have been issued an Emergency Use Authorization (Janssen COVID-19 Vaccine, Moderna COVID-19 Vaccine and Pfizer-BioNTech COVID-19 Vaccine). These data summarize the number of people who have received either their first dose or have completed the series for a COVID-19 vaccine. **A person can only be counted in one category, first dose or series complete.** For persons receiving Moderna or Pfizer vaccines, once they receive their second dose, they are moved from the first dose column to the series completed column. **Because of this, the total first dose category may show a change from report to report not matching the total receiving their first dose from the previous day.** Persons receiving Johnson & Johnson vaccines will always be counted in the series completed column.

COVID-19 doses for vaccinated persons in Florida	
Doses administered	429,927
People receiving one dose of a 1-dose series (Johnson & Johnson) or receiving only one dose of a 2-dose series (Moderna, Pfizer) count once. Persons receiving both doses of a 2-dose series count twice.	

Current status of persons vaccinated for COVID-19 in Florida	
Total people vaccinated	255,156
First dose	66,368
Series completed	188,788
Completed 1-dose series	14,017
Completed 2-dose series	174,771
First dose: current number of people who have only received their first dose of the Moderna or Pfizer vaccine.	
Series complete: current number of people who have received both Moderna or Pfizer vaccine doses or one Johnson & Johnson dose and are considered fully immunized.	

Demographic summary	First dose	Series complete	Total people vaccinated
Age group	66,368	188,788	255,156
16-24 years	6,809	7,257	14,066
25-34 years	8,475	12,392	20,867
35-44 years	9,459	16,333	25,792
45-54 years	10,352	23,305	33,657
55-64 years	11,458	36,926	48,384
65-74 years	10,825	52,416	63,241
75-84 years	6,678	31,155	37,833
85+ years	2,312	9,004	11,316
Race	66,368	188,788	255,156
White	38,870	131,852	170,722
Black	6,060	12,986	19,046
American Indian/Alaskan	472	882	1,354
Other	8,190	17,250	25,440
Unknown	12,776	25,818	38,594
Other race includes Asian, native Hawaiian/Pacific Islander, or other.			
Ethnicity	66,368	188,788	255,156
Hispanic	13,356	22,560	35,916
Non-Hispanic	27,562	106,232	133,794
Unknown	25,450	59,996	85,446
Gender	66,368	188,788	255,156
Female	34,638	106,024	140,662
Male	31,610	82,662	114,272
Unknown	120	102	222



COVID-19: Putnam County vaccine summary

Vaccination data through May 11, 2021 as of May 12, 2021 at 12:05 AM

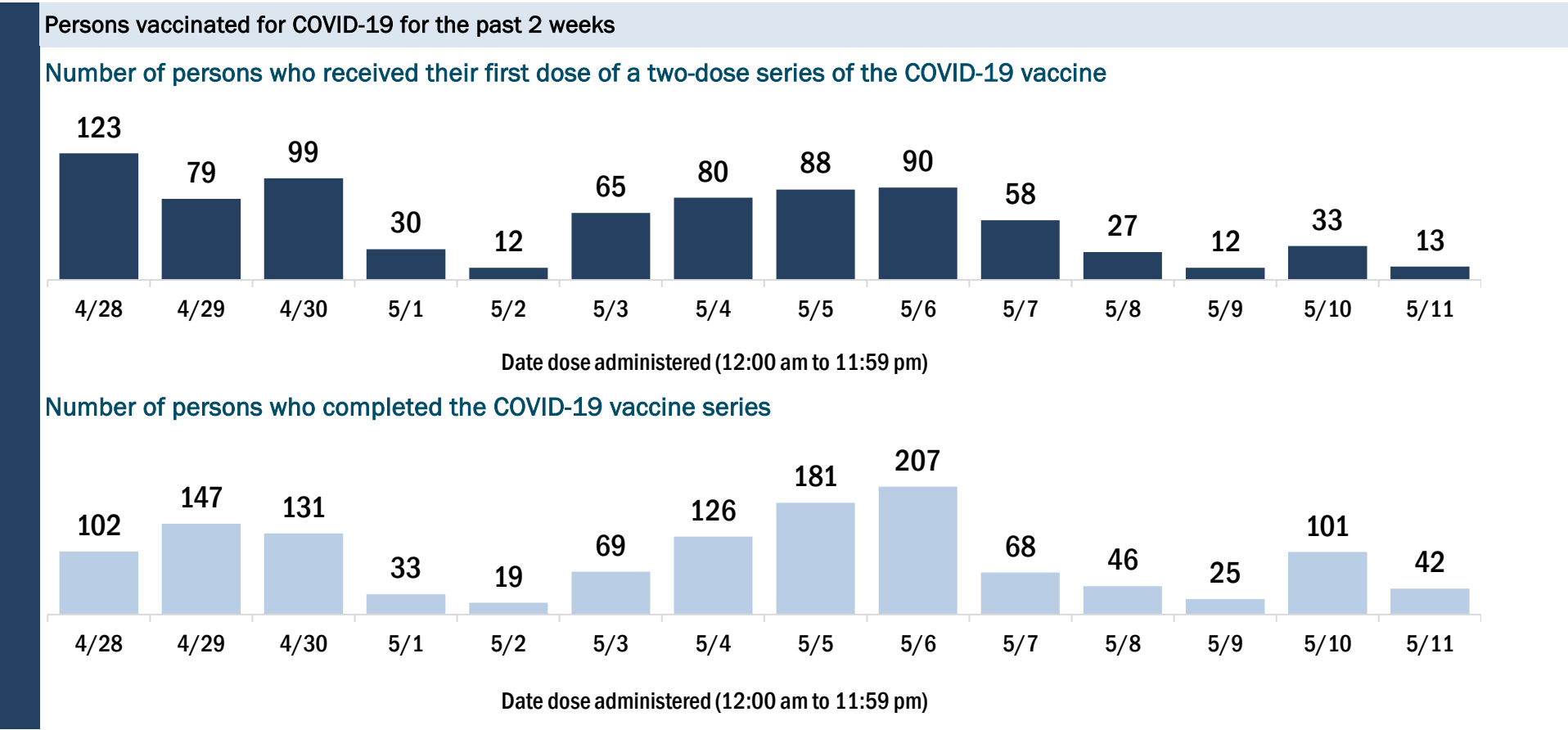
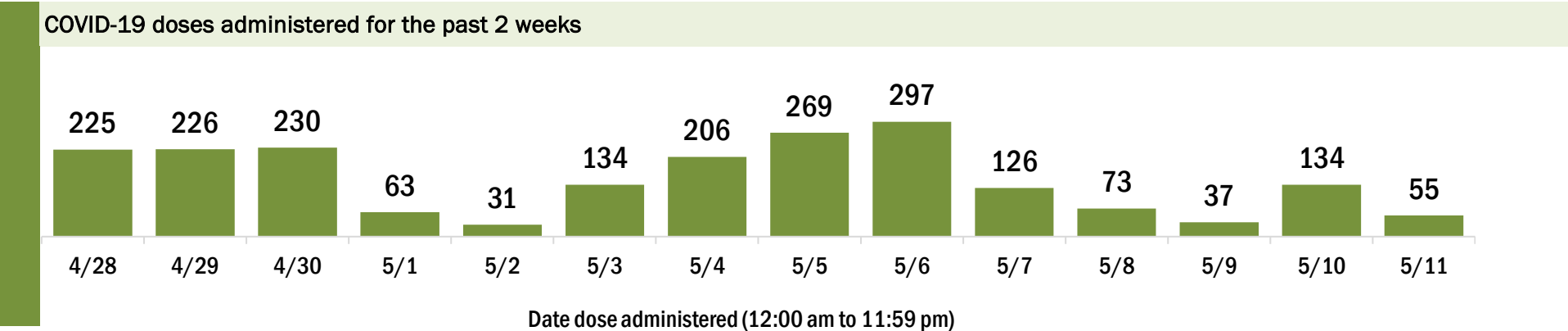
Data in this report are provisional and subject to change.

Data in this summary pertain to COVID-19 vaccines approved by the U.S. Food and Drug Administration and have been issued an Emergency Use Authorization (Janssen COVID-19 Vaccine, Moderna COVID-19 Vaccine and Pfizer-BioNTech COVID-19 Vaccine). These data summarize the number of people who have received either their first dose or have completed the series for a COVID-19 vaccine. **A person can only be counted in one category, first dose or series complete.** For persons receiving Moderna or Pfizer vaccines, once they receive their second dose, they are moved from the first dose column to the series completed column. **Because of this, the total first dose category may show a change from report to report not matching the total receiving their first dose from the previous day.** Persons receiving Johnson & Johnson vaccines will always be counted in the series completed column.

COVID-19 doses for vaccinated persons in Florida	
Doses administered	32,372
People receiving one dose of a 1-dose series (Johnson & Johnson) or receiving only one dose of a 2-dose series (Moderna, Pfizer) count once. Persons receiving both doses of a 2-dose series count twice.	

Current status of persons vaccinated for COVID-19 in Florida	
Total people vaccinated	19,239
First dose	5,119
Series completed	14,120
Completed 1-dose series	987
Completed 2-dose series	13,133
First dose: current number of people who have only received their first dose of the Moderna or Pfizer vaccine.	
Series complete: current number of people who have received both Moderna or Pfizer vaccine doses or one Johnson & Johnson dose and are considered fully immunized.	

Demographic summary	First dose	Series complete	Total people vaccinated
Age group	5,119	14,120	19,239
16-24 years	285	270	555
25-34 years	353	514	867
35-44 years	442	726	1,168
45-54 years	616	1,334	1,950
55-64 years	1,116	3,143	4,259
65-74 years	1,312	4,766	6,078
75-84 years	753	2,569	3,322
85+ years	242	798	1,040
Race	5,119	14,120	19,239
White	3,719	11,022	14,741
Black	543	1,505	2,048
American Indian/Alaskan	47	106	153
Other	447	814	1,261
Unknown	363	673	1,036
Other race includes Asian, native Hawaiian/Pacific Islander, or other.			
Ethnicity	5,119	14,120	19,239
Hispanic	349	632	981
Non-Hispanic	3,820	11,147	14,967
Unknown	950	2,341	3,291
Gender	5,119	14,120	19,239
Female	2,651	8,059	10,710
Male	2,454	6,055	8,509
Unknown	14	6	20



COVID-19: Santa Rosa County vaccine summary

Vaccination data through May 11, 2021 as of May 12, 2021 at 12:05 AM

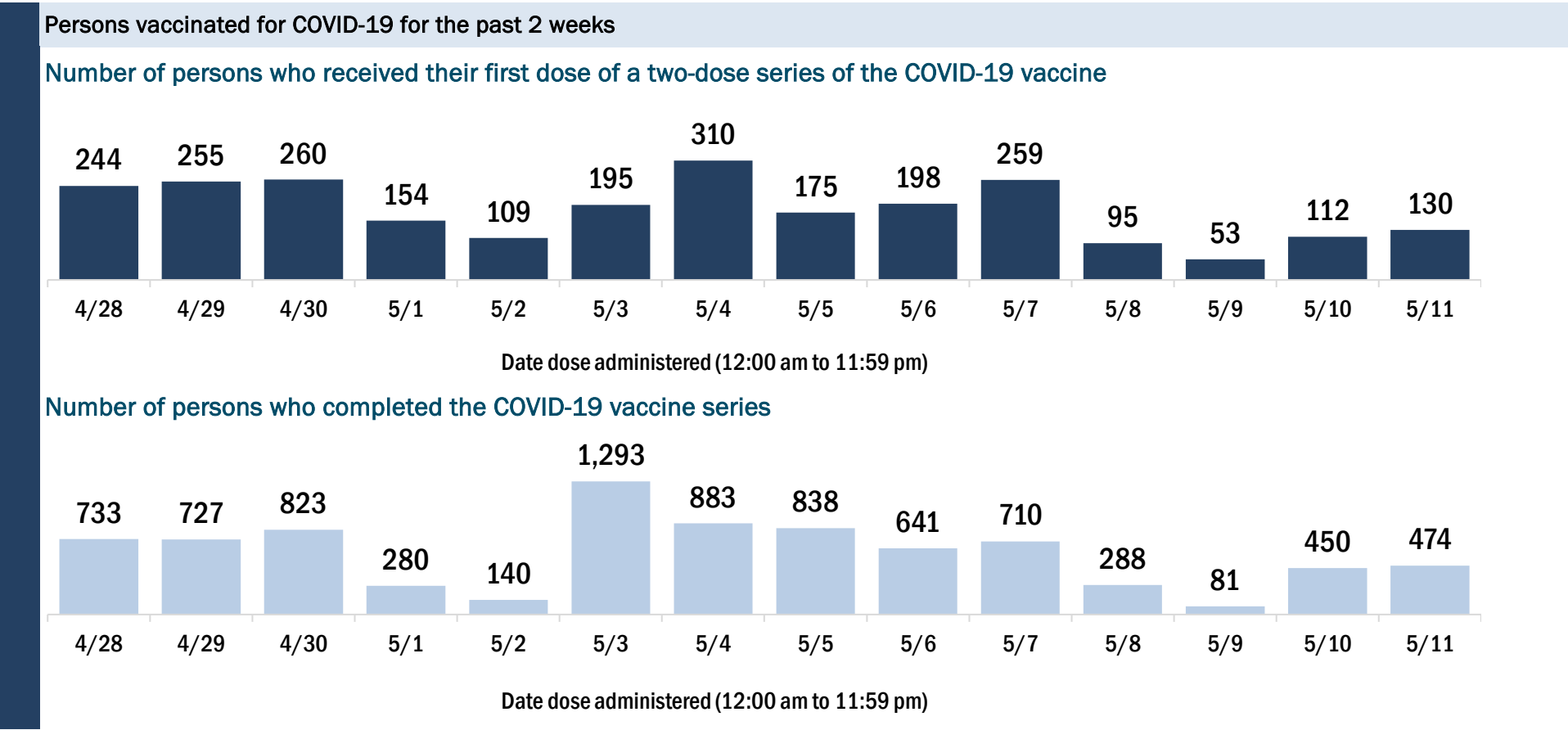
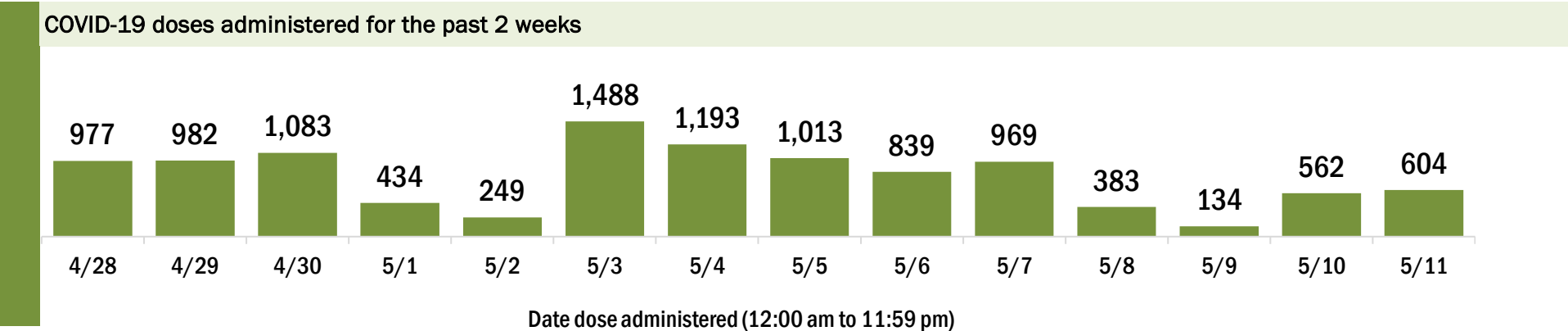
Data in this report are provisional and subject to change.

Data in this summary pertain to COVID-19 vaccines approved by the U.S. Food and Drug Administration and have been issued an Emergency Use Authorization (Janssen COVID-19 Vaccine, Moderna COVID-19 Vaccine and Pfizer-BioNTech COVID-19 Vaccine). These data summarize the number of people who have received either their first dose or have completed the series for a COVID-19 vaccine. **A person can only be counted in one category, first dose or series complete.** For persons receiving Moderna or Pfizer vaccines, once they receive their second dose, they are moved from the first dose column to the series completed column. **Because of this, the total first dose category may show a change from report to report not matching the total receiving their first dose from the previous day.** Persons receiving Johnson & Johnson vaccines will always be counted in the series completed column.

COVID-19 doses for vaccinated persons in Florida	
Doses administered	104,280
People receiving one dose of a 1-dose series (Johnson & Johnson) or receiving only one dose of a 2-dose series (Moderna, Pfizer) count once. Persons receiving both doses of a 2-dose series count twice.	

Current status of persons vaccinated for COVID-19 in Florida	
Total people vaccinated	60,007
First dose	12,803
Series completed	47,204
Completed 1-dose series	2,931
Completed 2-dose series	44,273
First dose: current number of people who have only received their first dose of the Moderna or Pfizer vaccine.	
Series complete: current number of people who have received both Moderna or Pfizer vaccine doses or one Johnson & Johnson dose and are considered fully immunized.	

Demographic summary	First dose	Series complete	Total people vaccinated
Age group	12,803	47,204	60,007
16-24 years	1,352	1,931	3,283
25-34 years	1,463	2,909	4,372
35-44 years	1,870	4,392	6,262
45-54 years	2,000	6,349	8,349
55-64 years	2,564	10,580	13,144
65-74 years	2,138	12,993	15,131
75-84 years	1,059	6,270	7,329
85+ years	357	1,780	2,137
Race	12,803	47,204	60,007
White	8,047	34,680	42,727
Black	720	1,694	2,414
American Indian/Alaskan	72	281	353
Other	1,027	3,239	4,266
Unknown	2,937	7,310	10,247
Other race includes Asian, native Hawaiian/Pacific Islander, or other.			
Ethnicity	12,803	47,204	60,007
Hispanic	643	1,482	2,125
Non-Hispanic	7,211	31,766	38,977
Unknown	4,949	13,956	18,905
Gender	12,803	47,204	60,007
Female	6,643	26,287	32,930
Male	6,148	20,901	27,049
Unknown	12	16	28



COVID-19: Sarasota County vaccine summary

Vaccination data through May 11, 2021 as of May 12, 2021 at 12:05 AM

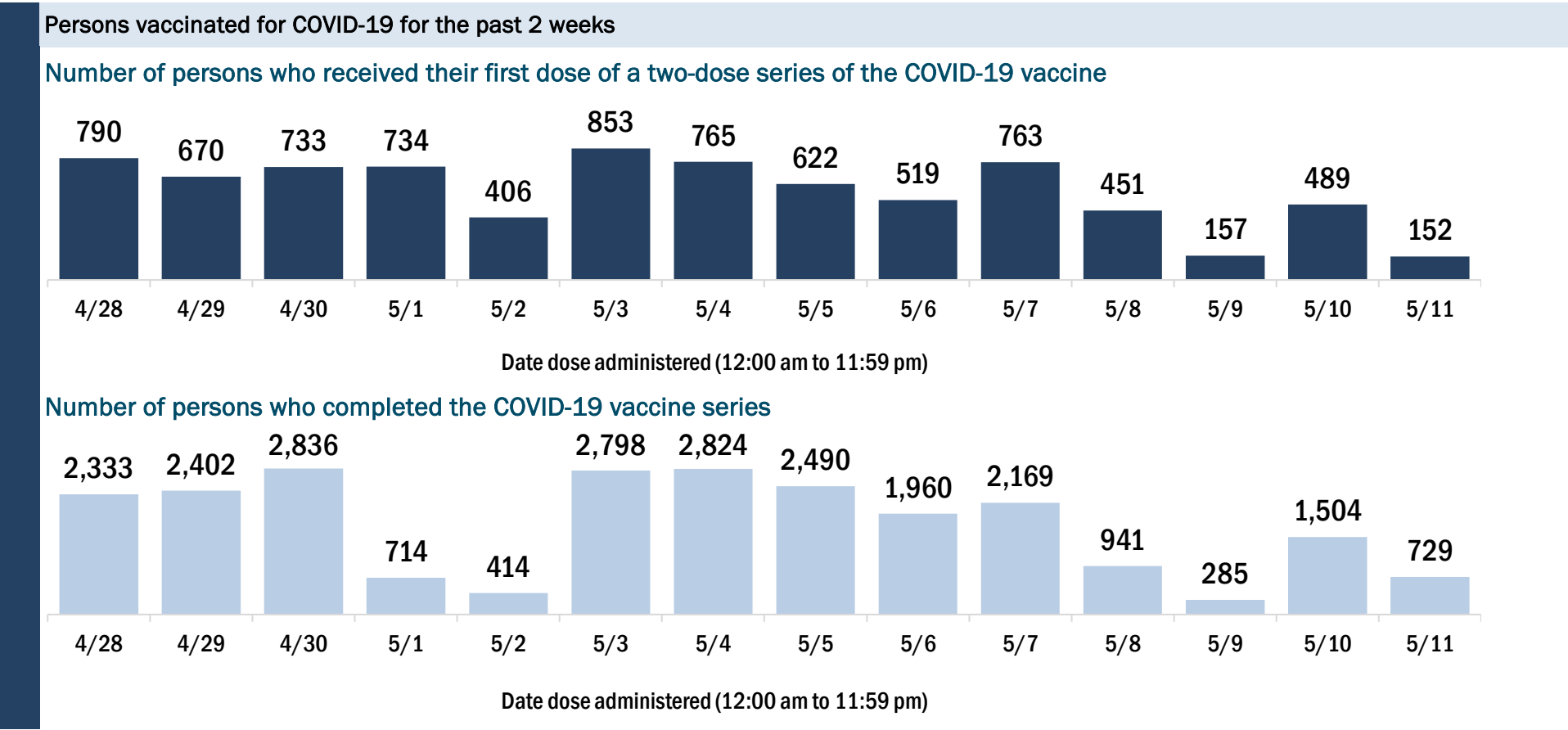
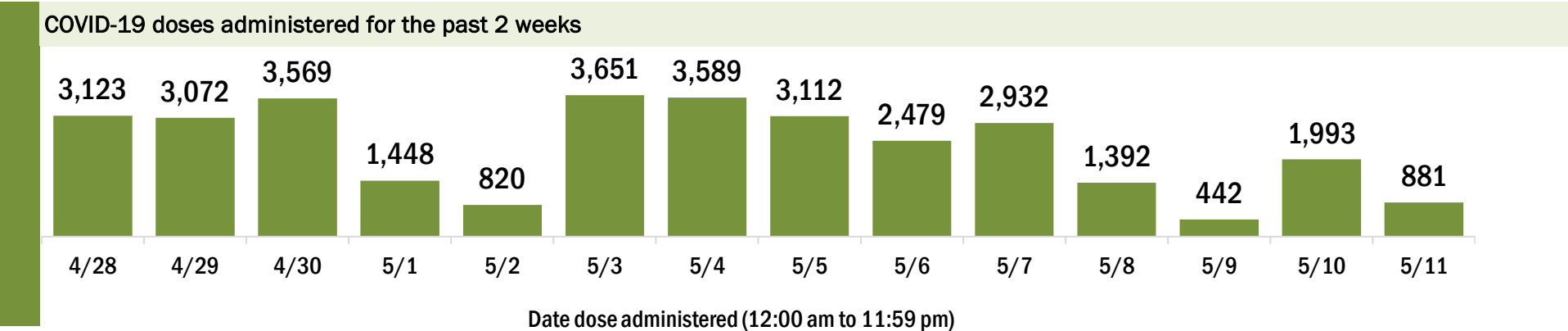
Data in this report are provisional and subject to change.

Data in this summary pertain to COVID-19 vaccines approved by the U.S. Food and Drug Administration and have been issued an Emergency Use Authorization (Janssen COVID-19 Vaccine, Moderna COVID-19 Vaccine and Pfizer-BioNTech COVID-19 Vaccine). These data summarize the number of people who have received either their first dose or have completed the series for a COVID-19 vaccine. **A person can only be counted in one category, first dose or series complete.** For persons receiving Moderna or Pfizer vaccines, once they receive their second dose, they are moved from the first dose column to the series completed column. **Because of this, the total first dose category may show a change from report to report not matching the total receiving their first dose from the previous day.** Persons receiving Johnson & Johnson vaccines will always be counted in the series completed column.

COVID-19 doses for vaccinated persons in Florida	
Doses administered	427,026
People receiving one dose of a 1-dose series (Johnson & Johnson) or receiving only one dose of a 2-dose series (Moderna, Pfizer) count once. Persons receiving both doses of a 2-dose series count twice.	

Current status of persons vaccinated for COVID-19 in Florida	
Total people vaccinated	245,094
First dose	52,489
Series completed	192,605
Completed 1-dose series	10,673
Completed 2-dose series	181,932
First dose: current number of people who have only received their first dose of the Moderna or Pfizer vaccine.	
Series complete: current number of people who have received both Moderna or Pfizer vaccine doses or one Johnson & Johnson dose and are considered fully immunized.	

Demographic summary	First dose	Series complete	Total people vaccinated
Age group	52,489	192,605	245,094
16-24 years	4,147	4,636	8,783
25-34 years	3,797	6,643	10,440
35-44 years	4,616	9,607	14,223
45-54 years	6,177	16,230	22,407
55-64 years	9,130	35,002	44,132
65-74 years	12,603	64,641	77,244
75-84 years	8,519	41,394	49,913
85+ years	3,500	14,452	17,952
Race	52,489	192,605	245,094
White	38,623	152,915	191,538
Black	1,236	2,836	4,072
American Indian/Alaskan	191	665	856
Other	3,877	12,910	16,787
Unknown	8,562	23,279	31,841
Other race includes Asian, native Hawaiian/Pacific Islander, or other.			
Ethnicity	52,489	192,605	245,094
Hispanic	4,245	7,392	11,637
Non-Hispanic	30,475	129,124	159,599
Unknown	17,769	56,089	73,858
Gender	52,489	192,605	245,094
Female	27,739	107,820	135,559
Male	24,632	84,660	109,292
Unknown	118	125	243



COVID-19: Seminole County vaccine summary

Vaccination data through May 11, 2021 as of May 12, 2021 at 12:05 AM

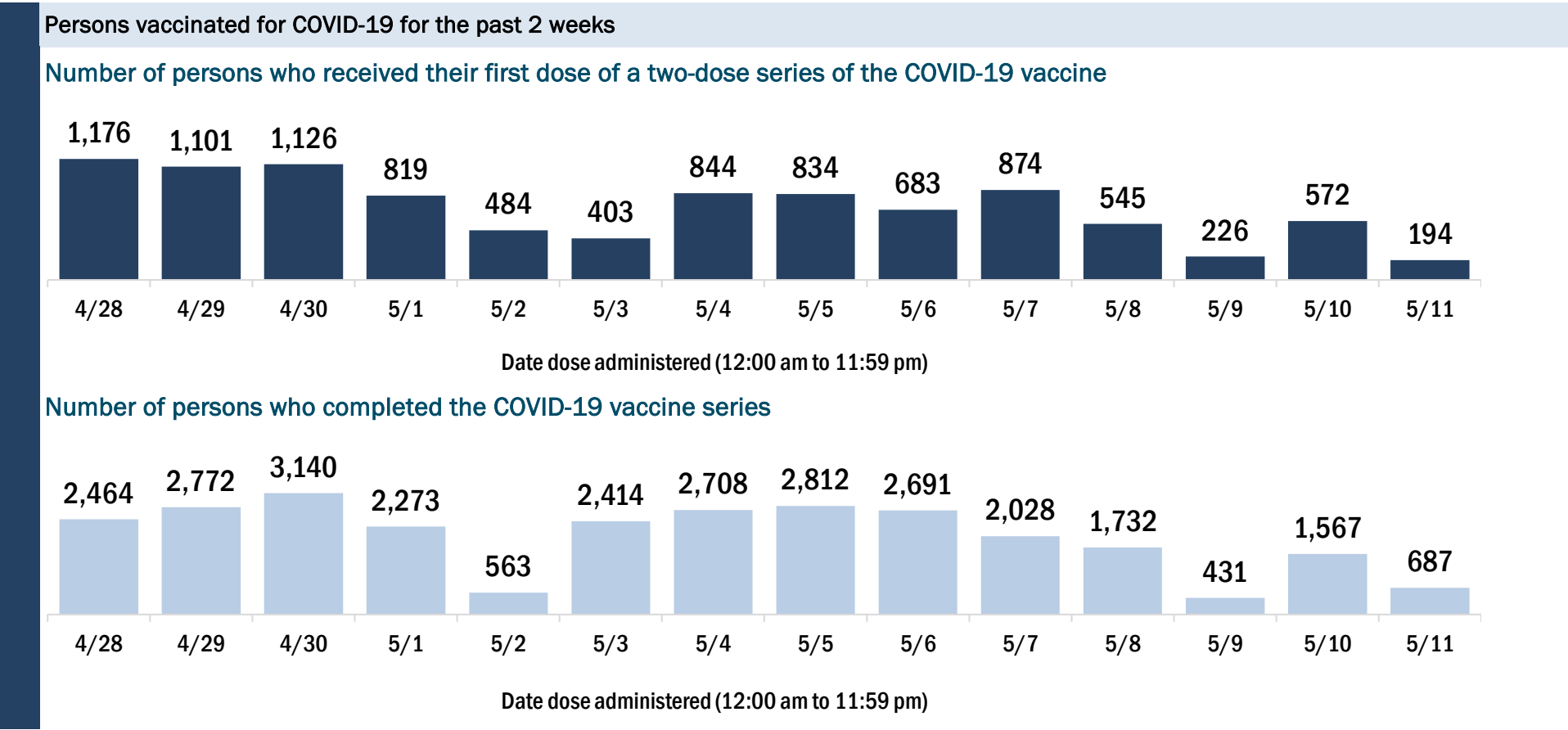
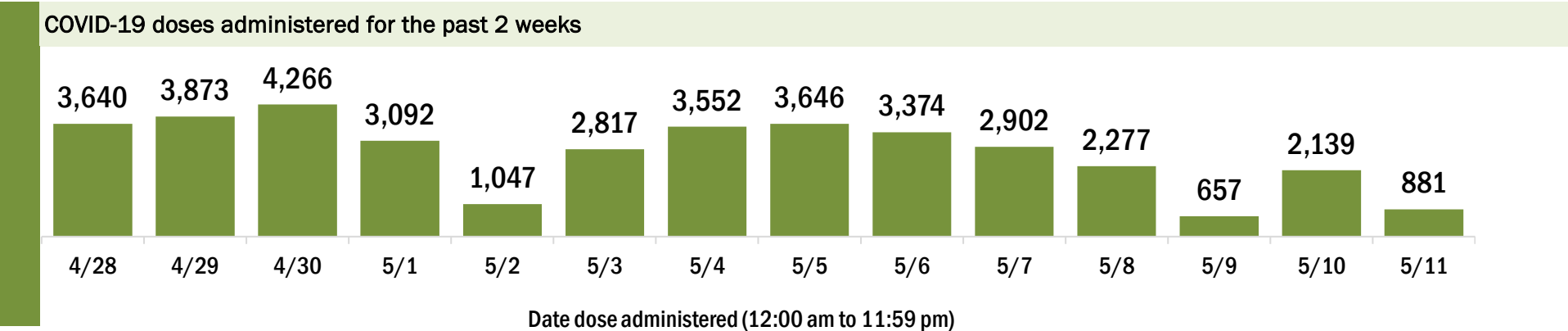
Data in this report are provisional and subject to change.

Data in this summary pertain to COVID-19 vaccines approved by the U.S. Food and Drug Administration and have been issued an Emergency Use Authorization (Janssen COVID-19 Vaccine, Moderna COVID-19 Vaccine and Pfizer-BioNTech COVID-19 Vaccine). These data summarize the number of people who have received either their first dose or have completed the series for a COVID-19 vaccine. **A person can only be counted in one category, first dose or series complete.** For persons receiving Moderna or Pfizer vaccines, once they receive their second dose, they are moved from the first dose column to the series completed column. **Because of this, the total first dose category may show a change from report to report not matching the total receiving their first dose from the previous day.** Persons receiving Johnson & Johnson vaccines will always be counted in the series completed column.

COVID-19 doses for vaccinated persons in Florida	
Doses administered	327,530
People receiving one dose of a 1-dose series (Johnson & Johnson) or receiving only one dose of a 2-dose series (Moderna, Pfizer) count once. Persons receiving both doses of a 2-dose series count twice.	

Current status of persons vaccinated for COVID-19 in Florida	
Total people vaccinated	187,679
First dose	36,014
Series completed	151,665
Completed 1-dose series	11,814
Completed 2-dose series	139,851
First dose: current number of people who have only received their first dose of the Moderna or Pfizer vaccine.	
Series complete: current number of people who have received both Moderna or Pfizer vaccine doses or one Johnson & Johnson dose and are considered fully immunized.	

Demographic summary	First dose	Series complete	Total people vaccinated
Age group	36,014	151,665	187,679
16-24 years	6,024	11,453	17,477
25-34 years	6,556	14,969	21,525
35-44 years	6,788	20,595	27,383
45-54 years	6,043	24,657	30,700
55-64 years	5,442	30,109	35,551
65-74 years	2,917	29,870	32,787
75-84 years	1,524	14,523	16,047
85+ years	720	5,489	6,209
Race	36,014	151,665	187,679
White	20,858	106,428	127,286
Black	2,908	10,032	12,940
American Indian/Alaskan	178	638	816
Other	5,981	22,066	28,047
Unknown	6,089	12,501	18,590
Other race includes Asian, native Hawaiian/Pacific Islander, or other.			
Ethnicity	36,014	151,665	187,679
Hispanic	6,403	19,077	25,480
Non-Hispanic	16,434	96,887	113,321
Unknown	13,177	35,701	48,878
Gender	36,014	151,665	187,679
Female	18,806	84,878	103,684
Male	17,109	66,663	83,772
Unknown	99	124	223



COVID-19: St. Johns County vaccine summary

Vaccination data through May 11, 2021 as of May 12, 2021 at 12:05 AM

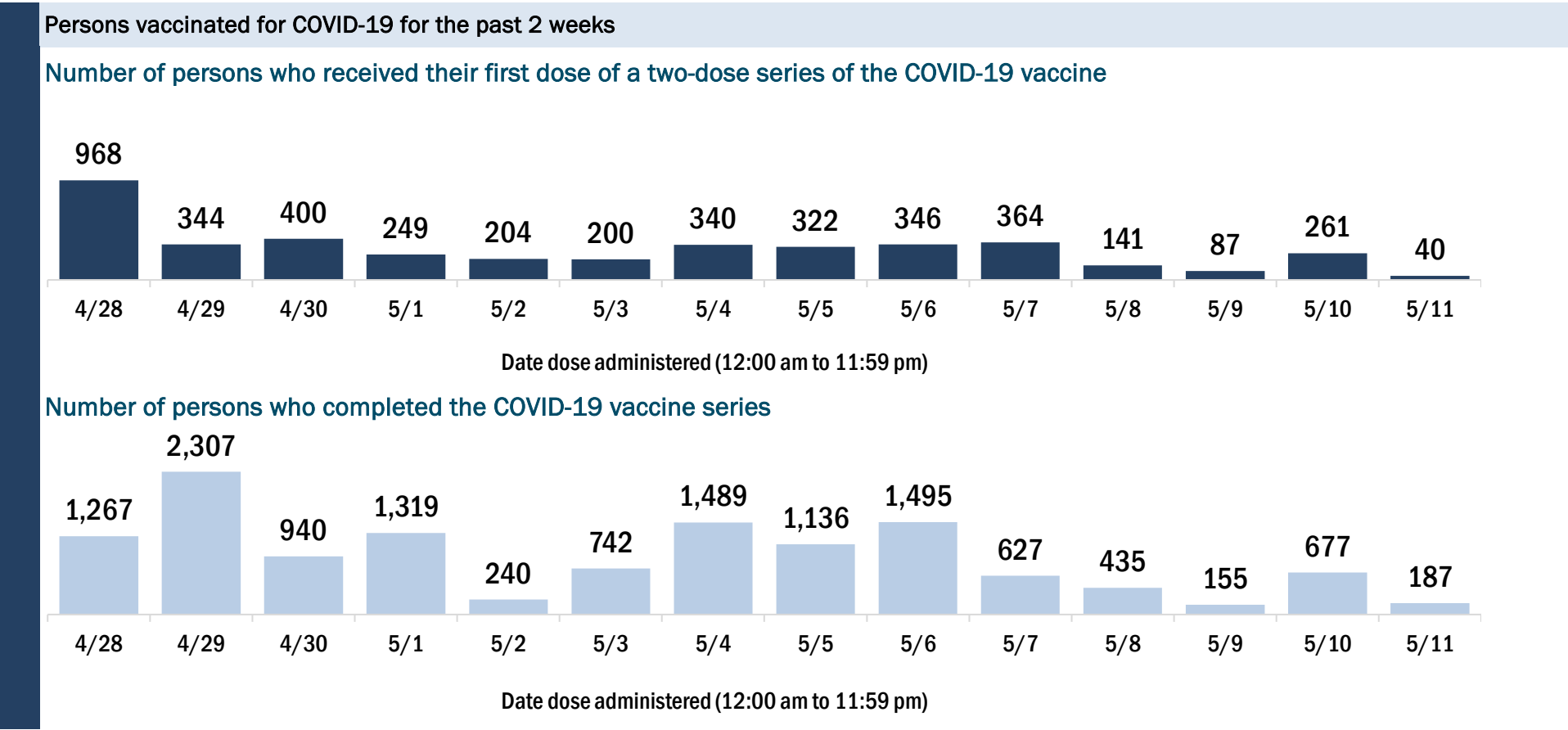
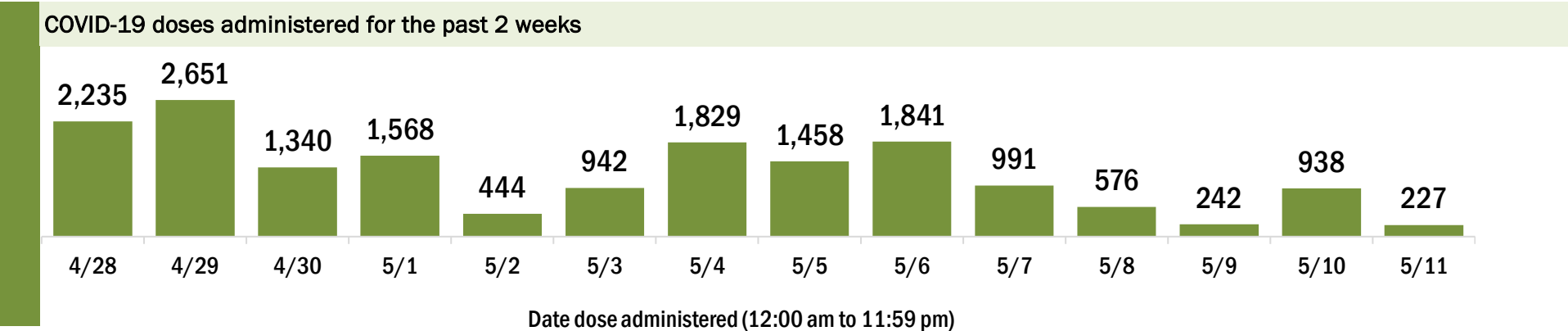
Data in this report are provisional and subject to change.

Data in this summary pertain to COVID-19 vaccines approved by the U.S. Food and Drug Administration and have been issued an Emergency Use Authorization (Janssen COVID-19 Vaccine, Moderna COVID-19 Vaccine and Pfizer-BioNTech COVID-19 Vaccine). These data summarize the number of people who have received either their first dose or have completed the series for a COVID-19 vaccine. **A person can only be counted in one category, first dose or series complete.** For persons receiving Moderna or Pfizer vaccines, once they receive their second dose, they are moved from the first dose column to the series completed column. **Because of this, the total first dose category may show a change from report to report not matching the total receiving their first dose from the previous day.** Persons receiving Johnson & Johnson vaccines will always be counted in the series completed column.

COVID-19 doses for vaccinated persons in Florida	
Doses administered	236,091
People receiving one dose of a 1-dose series (Johnson & Johnson) or receiving only one dose of a 2-dose series (Moderna, Pfizer) count once. Persons receiving both doses of a 2-dose series count twice.	

Current status of persons vaccinated for COVID-19 in Florida	
Total people vaccinated	129,859
First dose	17,271
Series completed	112,588
Completed 1-dose series	6,356
Completed 2-dose series	106,232
First dose: current number of people who have only received their first dose of the Moderna or Pfizer vaccine.	
Series complete: current number of people who have received both Moderna or Pfizer vaccine doses or one Johnson & Johnson dose and are considered fully immunized.	

Demographic summary	First dose	Series complete	Total people vaccinated
Age group	17,271	112,588	129,859
16-24 years	2,758	6,042	8,800
25-34 years	2,110	6,533	8,643
35-44 years	2,951	13,946	16,897
45-54 years	2,946	16,951	19,897
55-64 years	2,833	22,756	25,589
65-74 years	2,121	28,441	30,562
75-84 years	1,097	13,855	14,952
85+ years	455	4,064	4,519
Race	17,271	112,588	129,859
White	10,578	84,171	94,749
Black	734	3,327	4,061
American Indian/Alaskan	50	320	370
Other	2,059	10,766	12,825
Unknown	3,850	14,004	17,854
Other race includes Asian, native Hawaiian/Pacific Islander, or other.			
Ethnicity	17,271	112,588	129,859
Hispanic	1,091	4,808	5,899
Non-Hispanic	8,942	74,902	83,844
Unknown	7,238	32,878	40,116
Gender	17,271	112,588	129,859
Female	8,976	62,089	71,065
Male	8,267	50,480	58,747
Unknown	28	19	47



COVID-19: St. Lucie County vaccine summary

Vaccination data through May 11, 2021 as of May 12, 2021 at 12:05 AM

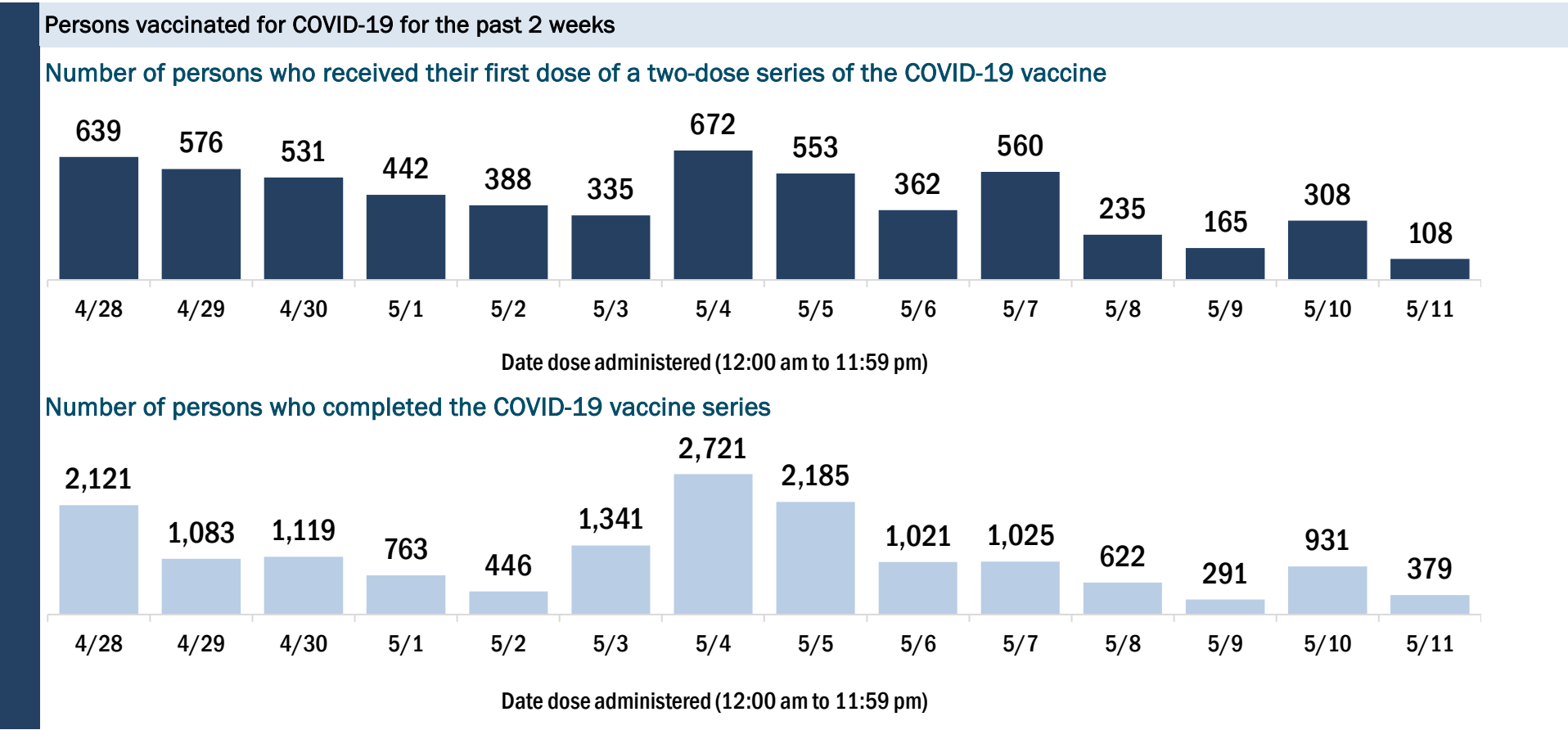
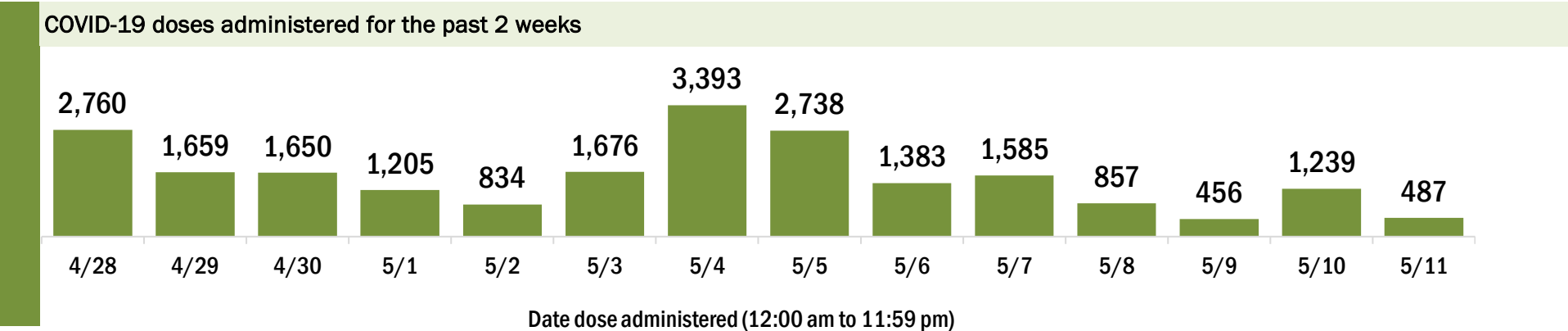
Data in this report are provisional and subject to change.

Data in this summary pertain to COVID-19 vaccines approved by the U.S. Food and Drug Administration and have been issued an Emergency Use Authorization (Janssen COVID-19 Vaccine, Moderna COVID-19 Vaccine and Pfizer-BioNTech COVID-19 Vaccine). These data summarize the number of people who have received either their first dose or have completed the series for a COVID-19 vaccine. **A person can only be counted in one category, first dose or series complete.** For persons receiving Moderna or Pfizer vaccines, once they receive their second dose, they are moved from the first dose column to the series completed column. **Because of this, the total first dose category may show a change from report to report not matching the total receiving their first dose from the previous day.** Persons receiving Johnson & Johnson vaccines will always be counted in the series completed column.

COVID-19 doses for vaccinated persons in Florida	
Doses administered	218,191
People receiving one dose of a 1-dose series (Johnson & Johnson) or receiving only one dose of a 2-dose series (Moderna, Pfizer) count once. Persons receiving both doses of a 2-dose series count twice.	

Current status of persons vaccinated for COVID-19 in Florida	
Total people vaccinated	126,561
First dose	30,414
Series completed	96,147
Completed 1-dose series	4,517
Completed 2-dose series	91,630
First dose: current number of people who have only received their first dose of the Moderna or Pfizer vaccine.	
Series complete: current number of people who have received both Moderna or Pfizer vaccine doses or one Johnson & Johnson dose and are considered fully immunized.	

Demographic summary	First dose	Series complete	Total people vaccinated
Age group	30,414	96,147	126,561
16-24 years	2,511	3,189	5,700
25-34 years	2,753	4,506	7,259
35-44 years	3,576	6,859	10,435
45-54 years	4,498	11,149	15,647
55-64 years	6,331	19,990	26,321
65-74 years	6,015	29,093	35,108
75-84 years	3,499	16,404	19,903
85+ years	1,231	4,957	6,188
Race	30,414	96,147	126,561
White	18,059	62,544	80,603
Black	3,298	9,163	12,461
American Indian/Alaskan	169	442	611
Other	3,163	9,022	12,185
Unknown	5,725	14,976	20,701
Other race includes Asian, native Hawaiian/Pacific Islander, or other.			
Ethnicity	30,414	96,147	126,561
Hispanic	4,403	10,197	14,600
Non-Hispanic	13,677	53,835	67,512
Unknown	12,334	32,115	44,449
Gender	30,414	96,147	126,561
Female	16,167	54,044	70,211
Male	14,160	42,030	56,190
Unknown	87	73	160



COVID-19: Sumter County vaccine summary

Vaccination data through May 11, 2021 as of May 12, 2021 at 12:05 AM

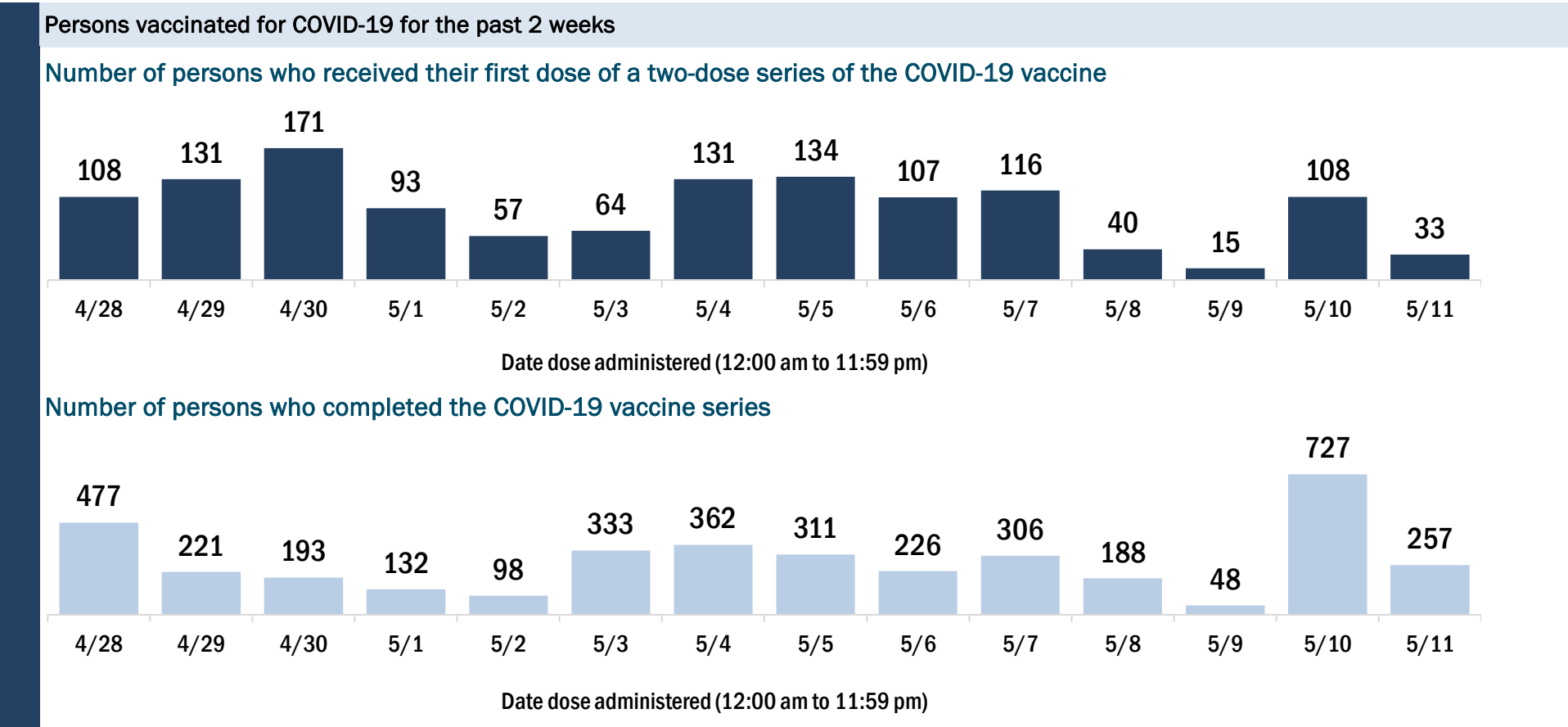
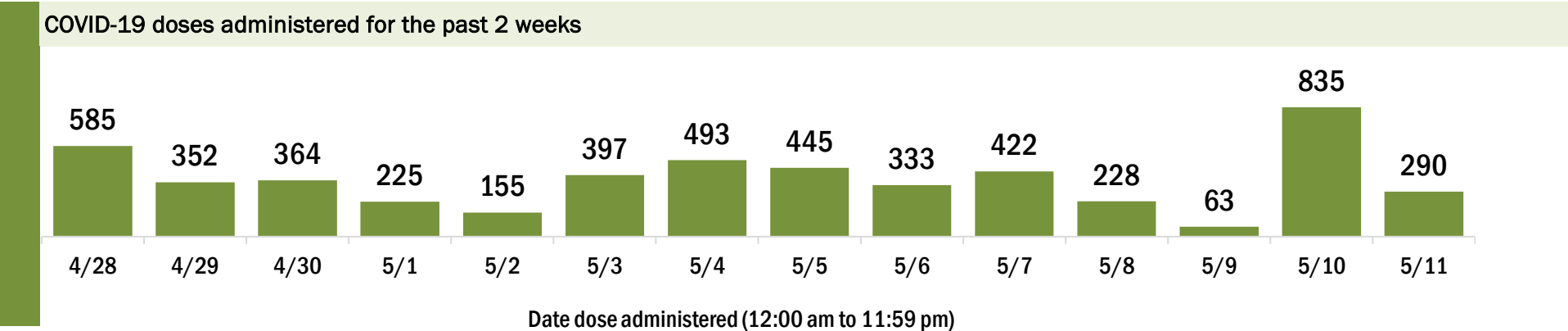
Data in this report are provisional and subject to change.

Data in this summary pertain to COVID-19 vaccines approved by the U.S. Food and Drug Administration and have been issued an Emergency Use Authorization (Janssen COVID-19 Vaccine, Moderna COVID-19 Vaccine and Pfizer-BioNTech COVID-19 Vaccine). These data summarize the number of people who have received either their first dose or have completed the series for a COVID-19 vaccine. **A person can only be counted in one category, first dose or series complete.** For persons receiving Moderna or Pfizer vaccines, once they receive their second dose, they are moved from the first dose column to the series completed column. **Because of this, the total first dose category may show a change from report to report not matching the total receiving their first dose from the previous day.** Persons receiving Johnson & Johnson vaccines will always be counted in the series completed column.

COVID-19 doses for vaccinated persons in Florida	
Doses administered	154,104
People receiving one dose of a 1-dose series (Johnson & Johnson) or receiving only one dose of a 2-dose series (Moderna, Pfizer) count once. Persons receiving both doses of a 2-dose series count twice.	

Current status of persons vaccinated for COVID-19 in Florida	
Total people vaccinated	84,445
First dose	10,336
Series completed	74,109
Completed 1-dose series	4,450
Completed 2-dose series	69,659
First dose: current number of people who have only received their first dose of the Moderna or Pfizer vaccine.	
Series complete: current number of people who have received both Moderna or Pfizer vaccine doses or one Johnson & Johnson dose and are considered fully immunized.	

Demographic summary	First dose	Series complete	Total people vaccinated
Age group	10,336	74,109	84,445
16-24 years	273	323	596
25-34 years	380	630	1,010
35-44 years	524	954	1,478
45-54 years	779	1,976	2,755
55-64 years	2,088	8,903	10,991
65-74 years	3,269	34,182	37,451
75-84 years	2,429	23,214	25,643
85+ years	594	3,927	4,521
Race	10,336	74,109	84,445
White	7,780	62,187	69,967
Black	268	1,159	1,427
American Indian/Alaskan	27	161	188
Other	757	2,883	3,640
Unknown	1,504	7,719	9,223
Other race includes Asian, native Hawaiian/Pacific Islander, or other.			
Ethnicity	10,336	74,109	84,445
Hispanic	347	1,441	1,788
Non-Hispanic	6,363	50,017	56,380
Unknown	3,626	22,651	26,277
Gender	10,336	74,109	84,445
Female	5,670	40,923	46,593
Male	4,649	33,167	37,816
Unknown	17	19	36



COVID-19: Suwannee County vaccine summary

Vaccination data through May 11, 2021 as of May 12, 2021 at 12:05 AM

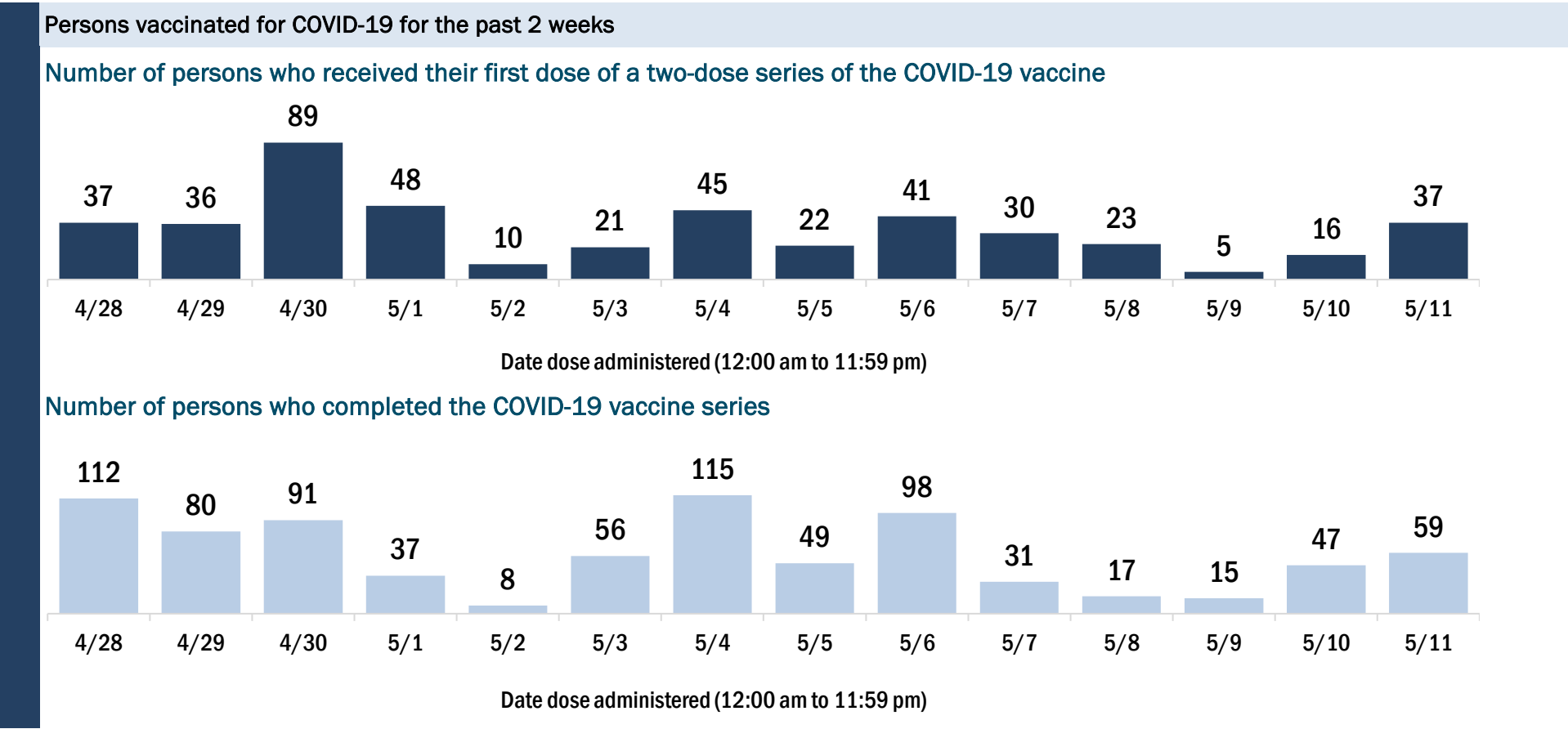
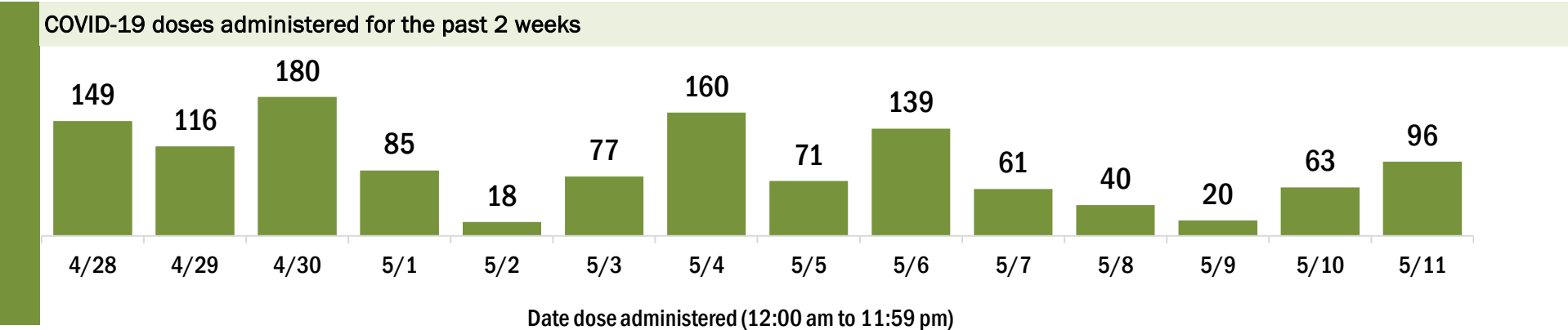
Data in this report are provisional and subject to change.

Data in this summary pertain to COVID-19 vaccines approved by the U.S. Food and Drug Administration and have been issued an Emergency Use Authorization (Janssen COVID-19 Vaccine, Moderna COVID-19 Vaccine and Pfizer-BioNTech COVID-19 Vaccine). These data summarize the number of people who have received either their first dose or have completed the series for a COVID-19 vaccine. **A person can only be counted in one category, first dose or series complete.** For persons receiving Moderna or Pfizer vaccines, once they receive their second dose, they are moved from the first dose column to the series completed column. **Because of this, the total first dose category may show a change from report to report not matching the total receiving their first dose from the previous day.** Persons receiving Johnson & Johnson vaccines will always be counted in the series completed column.

COVID-19 doses for vaccinated persons in Florida	
Doses administered	18,415
People receiving one dose of a 1-dose series (Johnson & Johnson) or receiving only one dose of a 2-dose series (Moderna, Pfizer) count once. Persons receiving both doses of a 2-dose series count twice.	

Current status of persons vaccinated for COVID-19 in Florida	
Total people vaccinated	10,508
First dose	1,937
Series completed	8,571
Completed 1-dose series	664
Completed 2-dose series	7,907
First dose: current number of people who have only received their first dose of the Moderna or Pfizer vaccine.	
Series complete: current number of people who have received both Moderna or Pfizer vaccine doses or one Johnson & Johnson dose and are considered fully immunized.	

Demographic summary	First dose	Series complete	Total people vaccinated
Age group	1,937	8,571	10,508
16-24 years	166	200	366
25-34 years	201	274	475
35-44 years	262	442	704
45-54 years	320	743	1,063
55-64 years	514	1,822	2,336
65-74 years	250	2,797	3,047
75-84 years	165	1,716	1,881
85+ years	59	577	636
Race	1,937	8,571	10,508
White	1,203	6,039	7,242
Black	320	706	1,026
American Indian/Alaskan	6	12	18
Other	175	579	754
Unknown	233	1,235	1,468
Other race includes Asian, native Hawaiian/Pacific Islander, or other.			
Ethnicity	1,937	8,571	10,508
Hispanic	171	389	560
Non-Hispanic	1,160	4,988	6,148
Unknown	606	3,194	3,800
Gender	1,937	8,571	10,508
Female	831	4,925	5,756
Male	1,106	3,646	4,752
Unknown	0	0	0



COVID-19: Taylor County vaccine summary

Vaccination data through May 11, 2021 as of May 12, 2021 at 12:05 AM

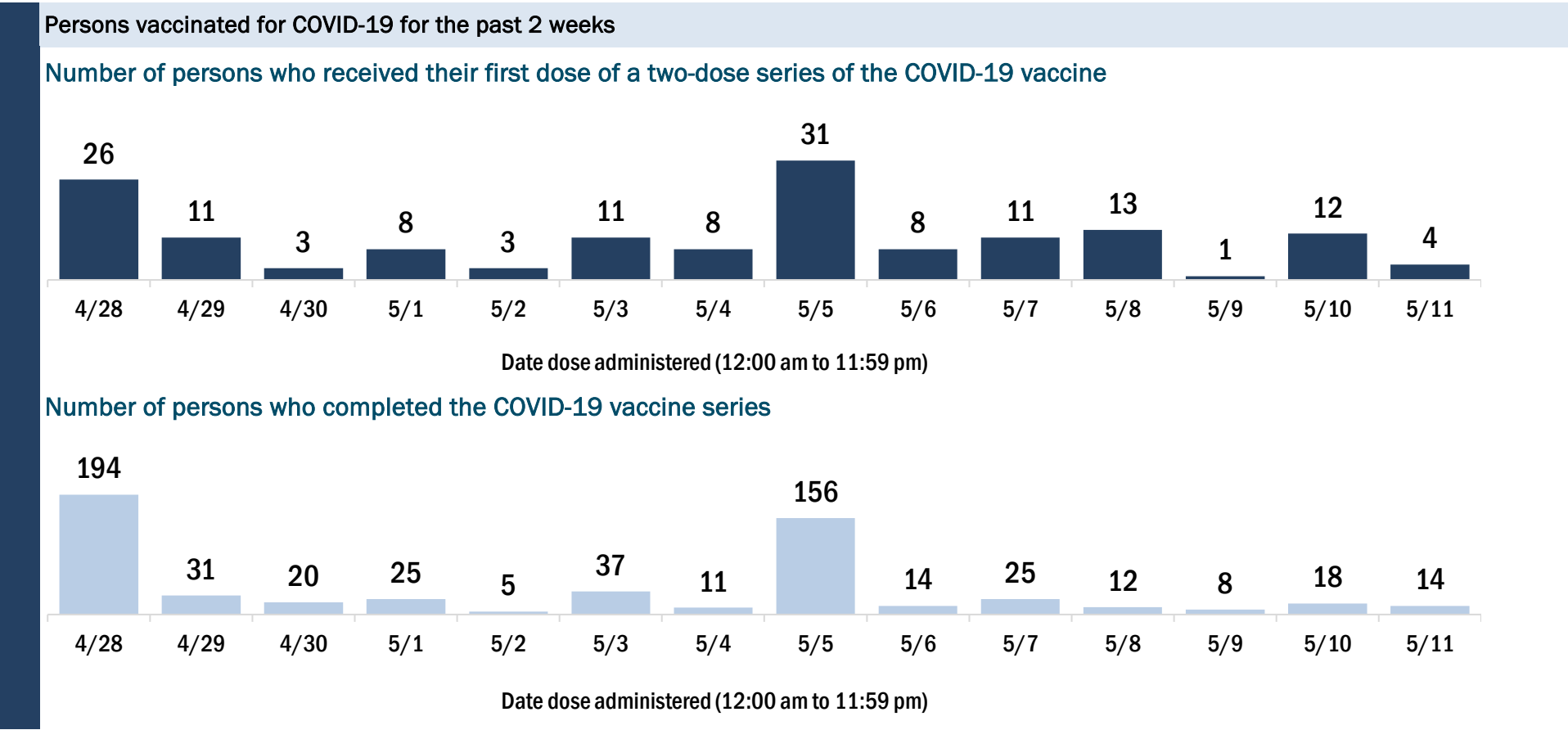
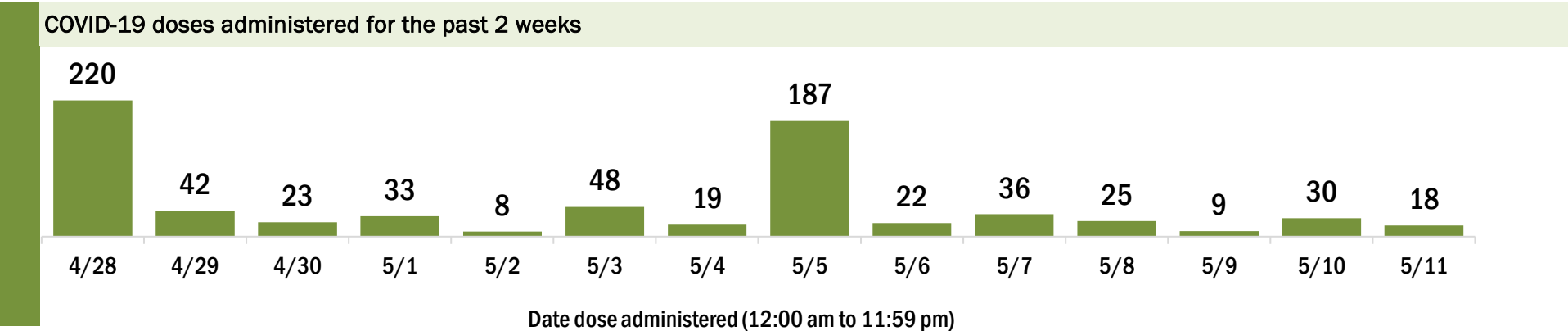
Data in this report are provisional and subject to change.

Data in this summary pertain to COVID-19 vaccines approved by the U.S. Food and Drug Administration and have been issued an Emergency Use Authorization (Janssen COVID-19 Vaccine, Moderna COVID-19 Vaccine and Pfizer-BioNTech COVID-19 Vaccine). These data summarize the number of people who have received either their first dose or have completed the series for a COVID-19 vaccine. **A person can only be counted in one category, first dose or series complete.** For persons receiving Moderna or Pfizer vaccines, once they receive their second dose, they are moved from the first dose column to the series completed column. **Because of this, the total first dose category may show a change from report to report not matching the total receiving their first dose from the previous day.** Persons receiving Johnson & Johnson vaccines will always be counted in the series completed column.

COVID-19 doses for vaccinated persons in Florida	
Doses administered	9,659
People receiving one dose of a 1-dose series (Johnson & Johnson) or receiving only one dose of a 2-dose series (Moderna, Pfizer) count once. Persons receiving both doses of a 2-dose series count twice.	

Current status of persons vaccinated for COVID-19 in Florida	
Total people vaccinated	5,762
First dose	1,557
Series completed	4,205
Completed 1-dose series	308
Completed 2-dose series	3,897
First dose: current number of people who have only received their first dose of the Moderna or Pfizer vaccine.	
Series complete: current number of people who have received both Moderna or Pfizer vaccine doses or one Johnson & Johnson dose and are considered fully immunized.	

Demographic summary	First dose	Series complete	Total people vaccinated
Age group	1,557	4,205	5,762
16-24 years	55	67	122
25-34 years	144	132	276
35-44 years	204	206	410
45-54 years	231	394	625
55-64 years	361	973	1,334
65-74 years	351	1,421	1,772
75-84 years	161	793	954
85+ years	50	219	269
Race	1,557	4,205	5,762
White	1,015	3,143	4,158
Black	318	514	832
American Indian/Alaskan	6	37	43
Other	87	268	355
Unknown	131	243	374
Other race includes Asian, native Hawaiian/Pacific Islander, or other.			
Ethnicity	1,557	4,205	5,762
Hispanic	31	78	109
Non-Hispanic	732	2,842	3,574
Unknown	794	1,285	2,079
Gender	1,557	4,205	5,762
Female	616	2,314	2,930
Male	940	1,890	2,830
Unknown	1	1	2



COVID-19: Union County vaccine summary

Vaccination data through May 11, 2021 as of May 12, 2021 at 12:05 AM

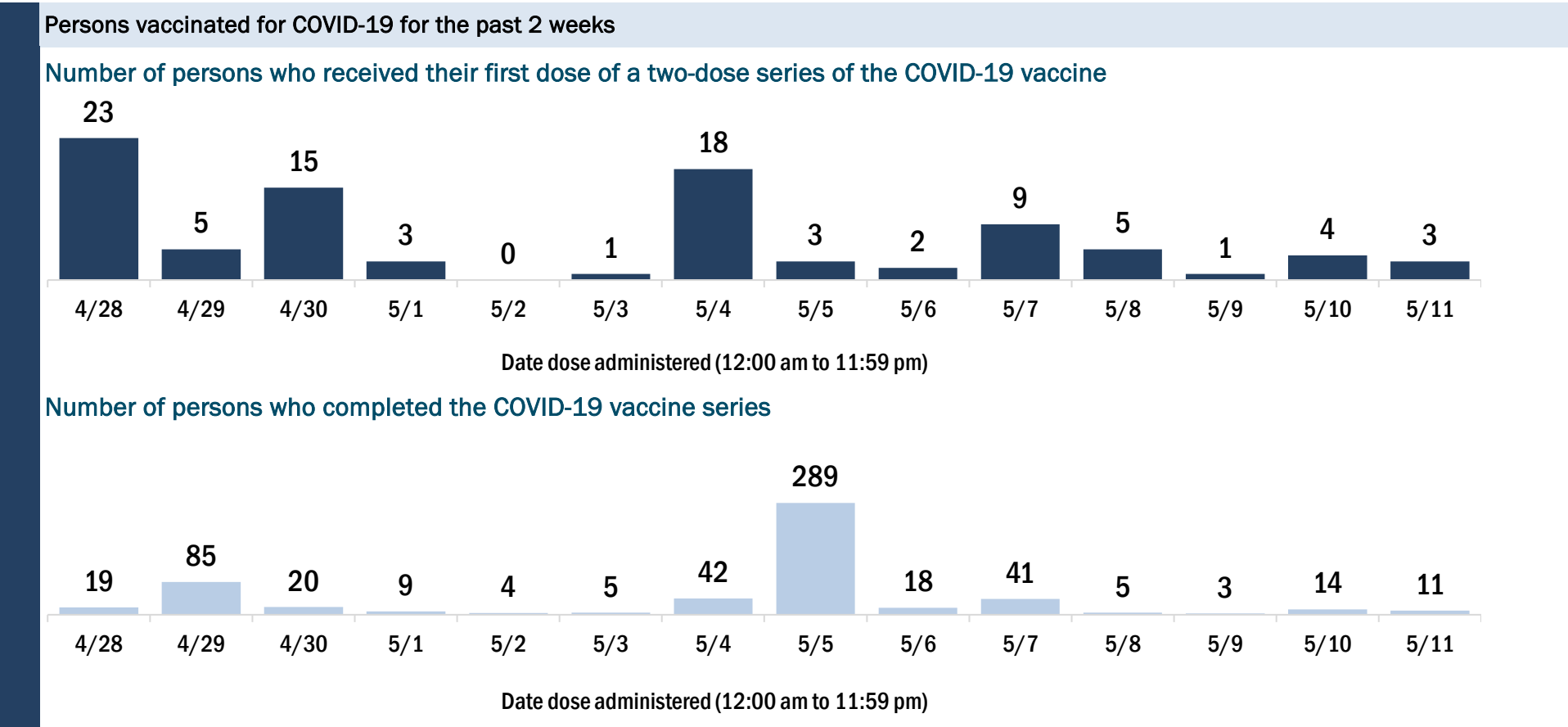
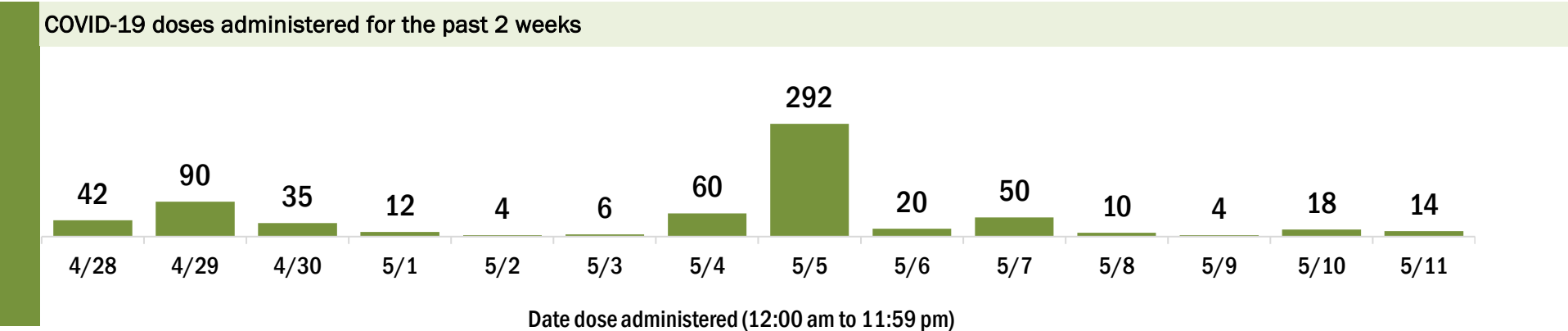
Data in this report are provisional and subject to change.

Data in this summary pertain to COVID-19 vaccines approved by the U.S. Food and Drug Administration and have been issued an Emergency Use Authorization (Janssen COVID-19 Vaccine, Moderna COVID-19 Vaccine and Pfizer-BioNTech COVID-19 Vaccine). These data summarize the number of people who have received either their first dose or have completed the series for a COVID-19 vaccine. **A person can only be counted in one category, first dose or series complete.** For persons receiving Moderna or Pfizer vaccines, once they receive their second dose, they are moved from the first dose column to the series completed column. **Because of this, the total first dose category may show a change from report to report not matching the total receiving their first dose from the previous day.** Persons receiving Johnson & Johnson vaccines will always be counted in the series completed column.

COVID-19 doses for vaccinated persons in Florida	
Doses administered	6,930
People receiving one dose of a 1-dose series (Johnson & Johnson) or receiving only one dose of a 2-dose series (Moderna, Pfizer) count once. Persons receiving both doses of a 2-dose series count twice.	

Current status of persons vaccinated for COVID-19 in Florida	
Total people vaccinated	4,687
First dose	2,322
Series completed	2,365
Completed 1-dose series	122
Completed 2-dose series	2,243
First dose: current number of people who have only received their first dose of the Moderna or Pfizer vaccine.	
Series complete: current number of people who have received both Moderna or Pfizer vaccine doses or one Johnson & Johnson dose and are considered fully immunized.	

Demographic summary	First dose	Series complete	Total people vaccinated
Age group	2,322	2,365	4,687
16-24 years	54	75	129
25-34 years	112	139	251
35-44 years	227	183	410
45-54 years	341	293	634
55-64 years	848	526	1,374
65-74 years	598	664	1,262
75-84 years	127	379	506
85+ years	15	106	121
Race	2,322	2,365	4,687
White	1,489	1,855	3,344
Black	706	299	1,005
American Indian/Alaskan	5	17	22
Other	83	146	229
Unknown	39	48	87
Other race includes Asian, native Hawaiian/Pacific Islander, or other.			
Ethnicity	2,322	2,365	4,687
Hispanic	85	70	155
Non-Hispanic	2,116	2,096	4,212
Unknown	121	199	320
Gender	2,322	2,365	4,687
Female	170	1,200	1,370
Male	2,147	1,165	3,312
Unknown	5	0	5



COVID-19: Volusia County vaccine summary

Vaccination data through May 11, 2021 as of May 12, 2021 at 12:05 AM

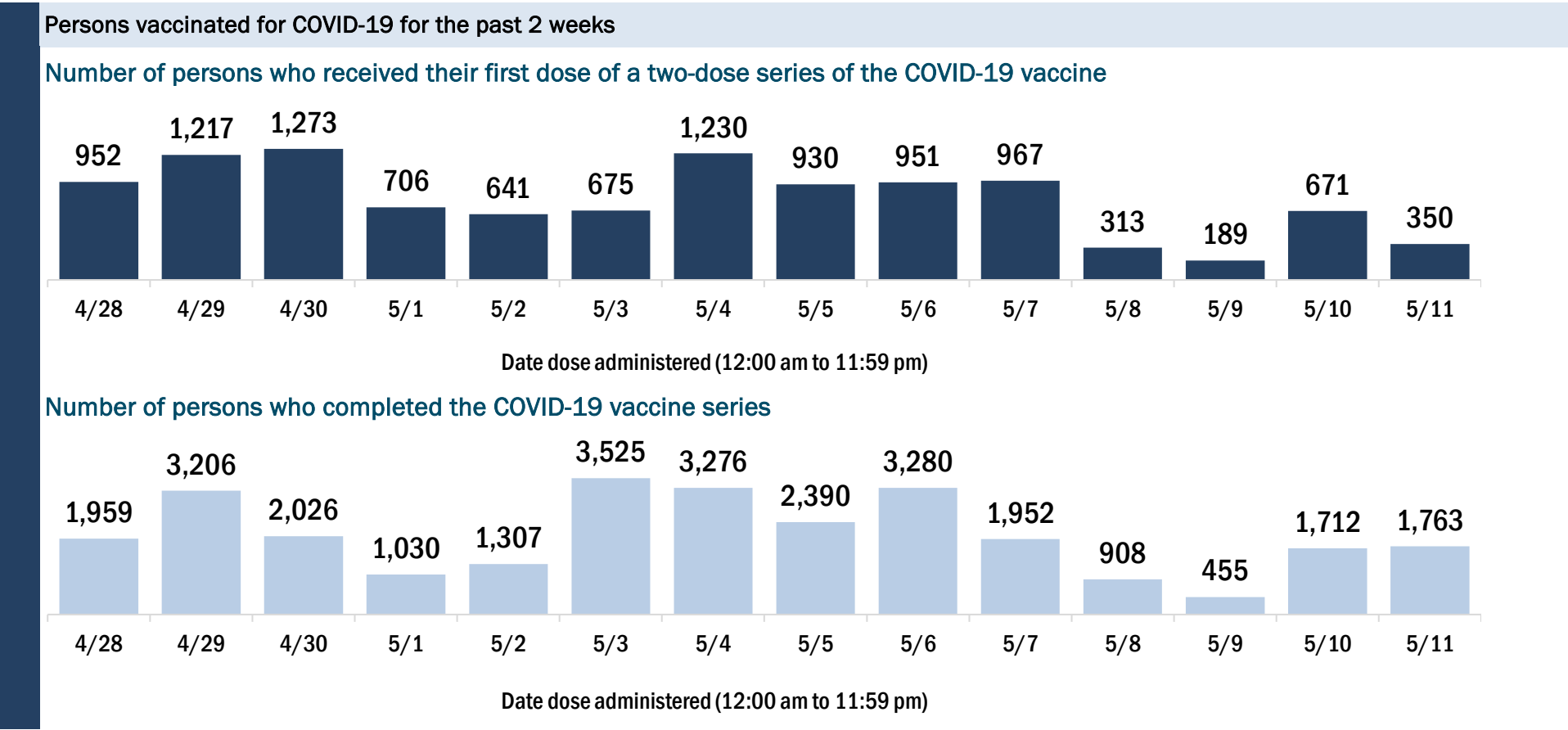
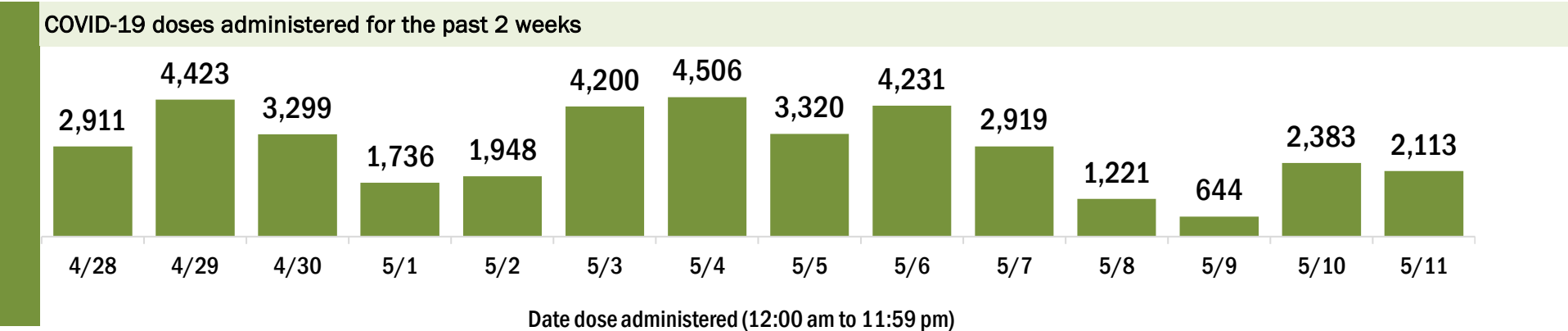
Data in this report are provisional and subject to change.

Data in this summary pertain to COVID-19 vaccines approved by the U.S. Food and Drug Administration and have been issued an Emergency Use Authorization (Janssen COVID-19 Vaccine, Moderna COVID-19 Vaccine and Pfizer-BioNTech COVID-19 Vaccine). These data summarize the number of people who have received either their first dose or have completed the series for a COVID-19 vaccine. **A person can only be counted in one category, first dose or series complete.** For persons receiving Moderna or Pfizer vaccines, once they receive their second dose, they are moved from the first dose column to the series completed column. **Because of this, the total first dose category may show a change from report to report not matching the total receiving their first dose from the previous day.** Persons receiving Johnson & Johnson vaccines will always be counted in the series completed column.

COVID-19 doses for vaccinated persons in Florida	
Doses administered	380,256
People receiving one dose of a 1-dose series (Johnson & Johnson) or receiving only one dose of a 2-dose series (Moderna, Pfizer) count once. Persons receiving both doses of a 2-dose series count twice.	

Current status of persons vaccinated for COVID-19 in Florida	
Total people vaccinated	224,575
First dose	48,828
Series completed	175,747
Completed 1-dose series	20,066
Completed 2-dose series	155,681
First dose: current number of people who have only received their first dose of the Moderna or Pfizer vaccine.	
Series complete: current number of people who have received both Moderna or Pfizer vaccine doses or one Johnson & Johnson dose and are considered fully immunized.	

Demographic summary	First dose	Series complete	Total people vaccinated
Age group	48,828	175,747	224,575
16-24 years	4,865	6,896	11,761
25-34 years	4,921	8,603	13,524
35-44 years	5,728	11,706	17,434
45-54 years	7,340	18,886	26,226
55-64 years	11,128	36,484	47,612
65-74 years	8,850	53,221	62,071
75-84 years	4,361	29,689	34,050
85+ years	1,635	10,262	11,897
Race	48,828	175,747	224,575
White	30,759	116,899	147,658
Black	3,182	8,301	11,483
American Indian/Alaskan	191	592	783
Other	5,432	19,601	25,033
Unknown	9,264	30,354	39,618
Other race includes Asian, native Hawaiian/Pacific Islander, or other.			
Ethnicity	48,828	175,747	224,575
Hispanic	5,663	11,529	17,192
Non-Hispanic	24,640	93,042	117,682
Unknown	18,525	71,176	89,701
Gender	48,828	175,747	224,575
Female	25,163	98,336	123,499
Male	22,824	74,841	97,665
Unknown	841	2,570	3,411



COVID-19: Wakulla County vaccine summary

Vaccination data through May 11, 2021 as of May 12, 2021 at 12:05 AM

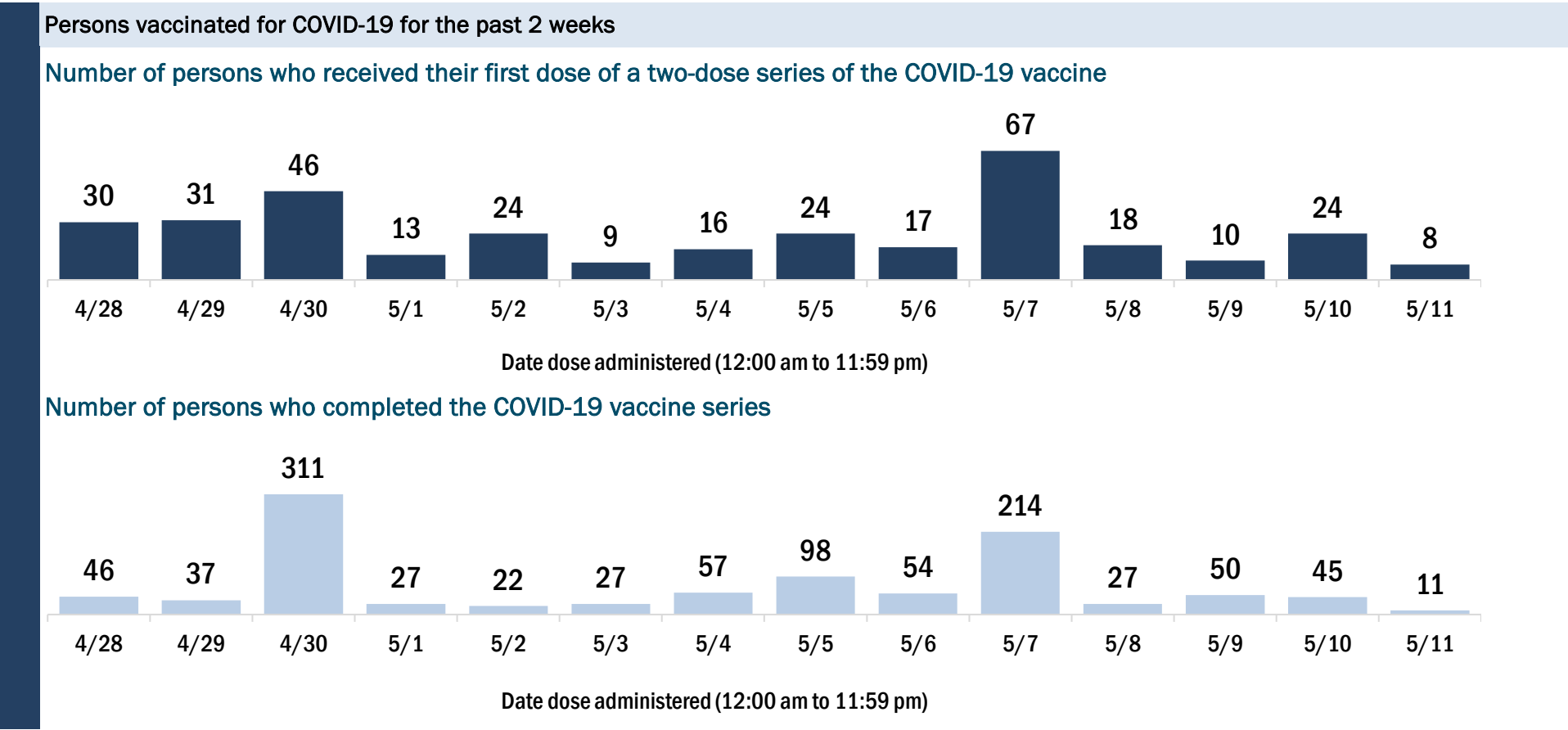
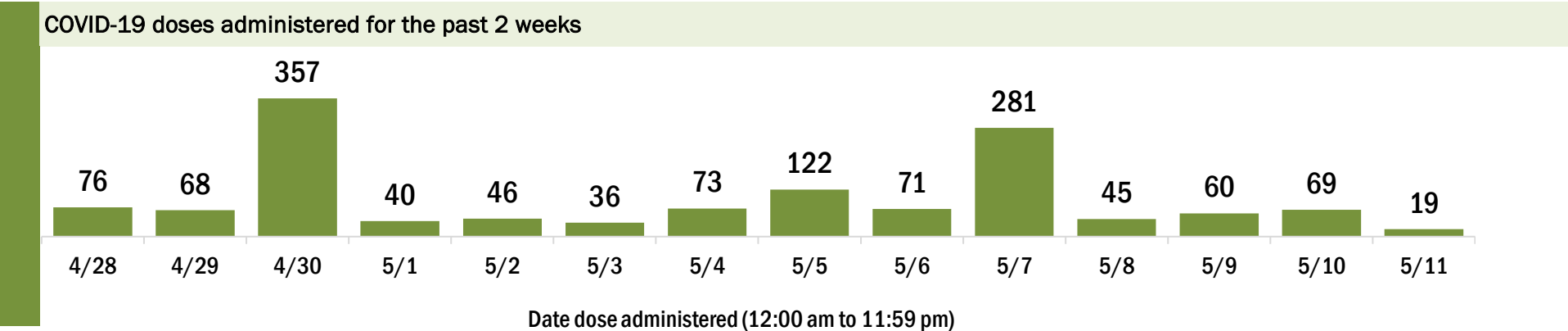
Data in this report are provisional and subject to change.

Data in this summary pertain to COVID-19 vaccines approved by the U.S. Food and Drug Administration and have been issued an Emergency Use Authorization (Janssen COVID-19 Vaccine, Moderna COVID-19 Vaccine and Pfizer-BioNTech COVID-19 Vaccine). These data summarize the number of people who have received either their first dose or have completed the series for a COVID-19 vaccine. **A person can only be counted in one category, first dose or series complete.** For persons receiving Moderna or Pfizer vaccines, once they receive their second dose, they are moved from the first dose column to the series completed column. **Because of this, the total first dose category may show a change from report to report not matching the total receiving their first dose from the previous day.** Persons receiving Johnson & Johnson vaccines will always be counted in the series completed column.

COVID-19 doses for vaccinated persons in Florida	
Doses administered	18,956
People receiving one dose of a 1-dose series (Johnson & Johnson) or receiving only one dose of a 2-dose series (Moderna, Pfizer) count once. Persons receiving both doses of a 2-dose series count twice.	

Current status of persons vaccinated for COVID-19 in Florida	
Total people vaccinated	11,103
First dose	2,700
Series completed	8,403
Completed 1-dose series	550
Completed 2-dose series	7,853
First dose: current number of people who have only received their first dose of the Moderna or Pfizer vaccine.	
Series complete: current number of people who have received both Moderna or Pfizer vaccine doses or one Johnson & Johnson dose and are considered fully immunized.	

Demographic summary	First dose	Series complete	Total people vaccinated
Age group	2,700	8,403	11,103
16-24 years	169	281	450
25-34 years	340	459	799
35-44 years	422	730	1,152
45-54 years	517	1,093	1,610
55-64 years	584	1,883	2,467
65-74 years	418	2,521	2,939
75-84 years	188	1,165	1,353
85+ years	62	271	333
Race	2,700	8,403	11,103
White	1,906	6,249	8,155
Black	497	637	1,134
American Indian/Alaskan	7	39	46
Other	133	1,043	1,176
Unknown	157	435	592
Other race includes Asian, native Hawaiian/Pacific Islander, or other.			
Ethnicity	2,700	8,403	11,103
Hispanic	49	175	224
Non-Hispanic	1,322	6,734	8,056
Unknown	1,329	1,494	2,823
Gender	2,700	8,403	11,103
Female	971	4,692	5,663
Male	1,728	3,710	5,438
Unknown	1	1	2



COVID-19: Walton County vaccine summary

Vaccination data through May 11, 2021 as of May 12, 2021 at 12:05 AM

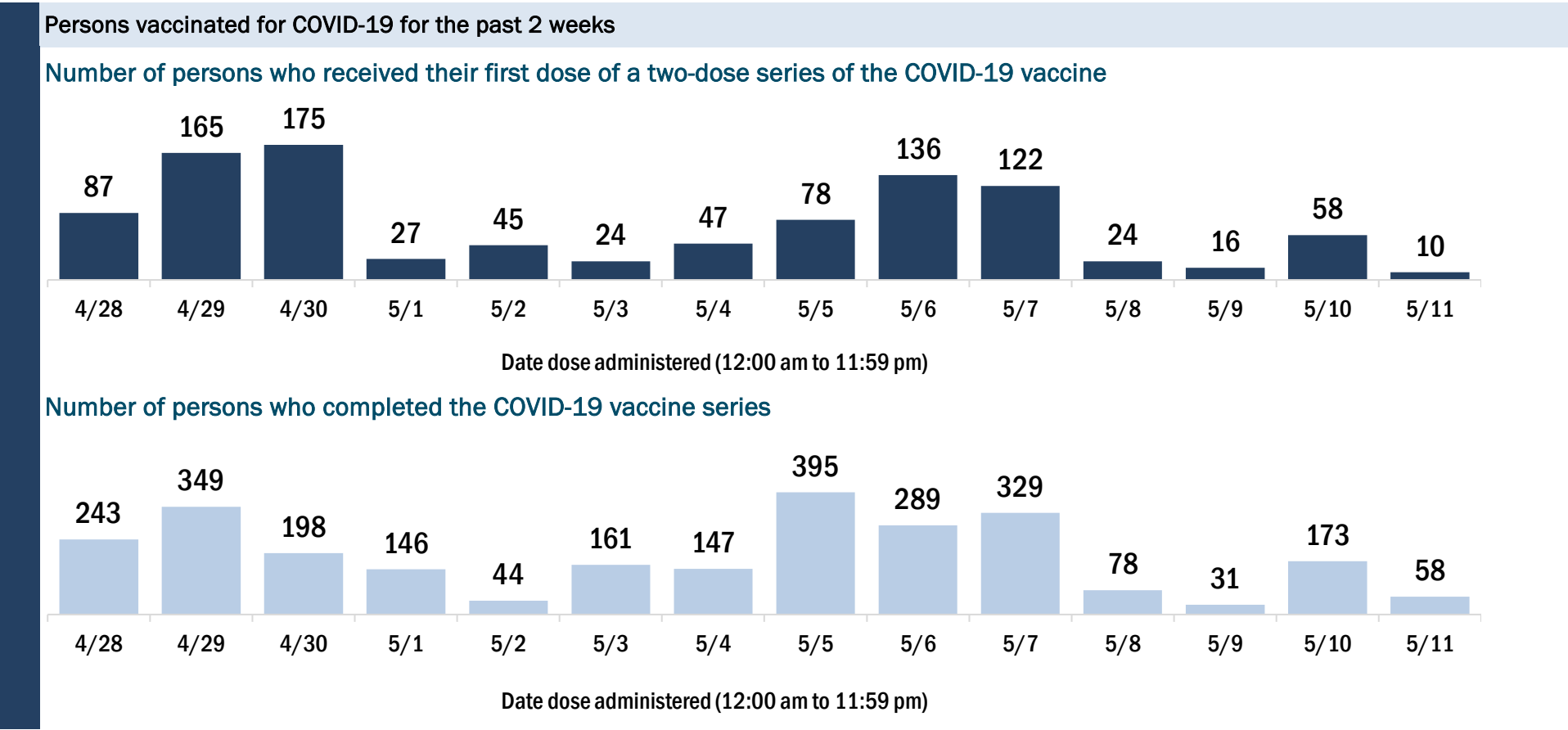
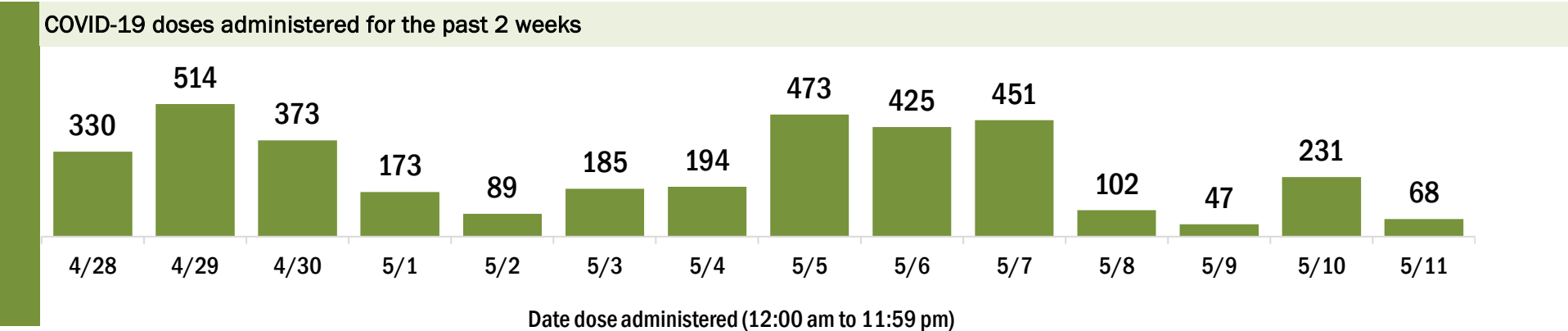
Data in this report are provisional and subject to change.

Data in this summary pertain to COVID-19 vaccines approved by the U.S. Food and Drug Administration and have been issued an Emergency Use Authorization (Janssen COVID-19 Vaccine, Moderna COVID-19 Vaccine and Pfizer-BioNTech COVID-19 Vaccine). These data summarize the number of people who have received either their first dose or have completed the series for a COVID-19 vaccine. **A person can only be counted in one category, first dose or series complete.** For persons receiving Moderna or Pfizer vaccines, once they receive their second dose, they are moved from the first dose column to the series completed column. **Because of this, the total first dose category may show a change from report to report not matching the total receiving their first dose from the previous day.** Persons receiving Johnson & Johnson vaccines will always be counted in the series completed column.

COVID-19 doses for vaccinated persons in Florida	
Doses administered	41,944
People receiving one dose of a 1-dose series (Johnson & Johnson) or receiving only one dose of a 2-dose series (Moderna, Pfizer) count once. Persons receiving both doses of a 2-dose series count twice.	

Current status of persons vaccinated for COVID-19 in Florida	
Total people vaccinated	24,492
First dose	5,724
Series completed	18,768
Completed 1-dose series	1,316
Completed 2-dose series	17,452
First dose: current number of people who have only received their first dose of the Moderna or Pfizer vaccine.	
Series complete: current number of people who have received both Moderna or Pfizer vaccine doses or one Johnson & Johnson dose and are considered fully immunized.	

Demographic summary	First dose	Series complete	Total people vaccinated
Age group	5,724	18,768	24,492
16-24 years	378	483	861
25-34 years	571	780	1,351
35-44 years	762	1,473	2,235
45-54 years	964	2,129	3,093
55-64 years	1,297	4,432	5,729
65-74 years	1,129	6,153	7,282
75-84 years	504	2,602	3,106
85+ years	119	716	835
Race	5,724	18,768	24,492
White	4,067	14,054	18,121
Black	306	345	651
American Indian/Alaskan	18	81	99
Other	397	942	1,339
Unknown	936	3,346	4,282
Other race includes Asian, native Hawaiian/Pacific Islander, or other.			
Ethnicity	5,724	18,768	24,492
Hispanic	337	560	897
Non-Hispanic	3,725	12,285	16,010
Unknown	1,662	5,923	7,585
Gender	5,724	18,768	24,492
Female	2,804	10,205	13,009
Male	2,918	8,561	11,479
Unknown	2	2	4



COVID-19: Washington County vaccine summary

Vaccination data through May 11, 2021 as of May 12, 2021 at 12:05 AM

Data in this report are provisional and subject to change.

Data in this summary pertain to COVID-19 vaccines approved by the U.S. Food and Drug Administration and have been issued an Emergency Use Authorization (Janssen COVID-19 Vaccine, Moderna COVID-19 Vaccine and Pfizer-BioNTech COVID-19 Vaccine). These data summarize the number of people who have received either their first dose or have completed the series for a COVID-19 vaccine. **A person can only be counted in one category, first dose or series complete.** For persons receiving Moderna or Pfizer vaccines, once they receive their second dose, they are moved from the first dose column to the series completed column. **Because of this, the total first dose category may show a change from report to report not matching the total receiving their first dose from the previous day.** Persons receiving Johnson & Johnson vaccines will always be counted in the series completed column.

COVID-19 doses for vaccinated persons in Florida	
Doses administered	9,959
People receiving one dose of a 1-dose series (Johnson & Johnson) or receiving only one dose of a 2-dose series (Moderna, Pfizer) count once. Persons receiving both doses of a 2-dose series count twice.	

Current status of persons vaccinated for COVID-19 in Florida	
Total people vaccinated	5,618
First dose	906
Series completed	4,712
Completed 1-dose series	371
Completed 2-dose series	4,341
First dose: current number of people who have only received their first dose of the Moderna or Pfizer vaccine.	
Series complete: current number of people who have received both Moderna or Pfizer vaccine doses or one Johnson & Johnson dose and are considered fully immunized.	

Demographic summary	First dose	Series complete	Total people vaccinated
Age group	906	4,712	5,618
16-24 years	61	74	135
25-34 years	108	204	312
35-44 years	128	355	483
45-54 years	181	550	731
55-64 years	218	1,133	1,351
65-74 years	118	1,380	1,498
75-84 years	62	764	826
85+ years	30	252	282
Race	906	4,712	5,618
White	554	3,481	4,035
Black	114	497	611
American Indian/Alaskan	8	58	66
Other	43	205	248
Unknown	187	471	658
Other race includes Asian, native Hawaiian/Pacific Islander, or other.			
Ethnicity	906	4,712	5,618
Hispanic	28	101	129
Non-Hispanic	664	3,873	4,537
Unknown	214	738	952
Gender	906	4,712	5,618
Female	390	2,398	2,788
Male	516	2,314	2,830
Unknown	0	0	0

