

COVID-19: Florida vaccine summary

Vaccination data through May 10, 2021 as of May 11, 2021 at 12:05 AM

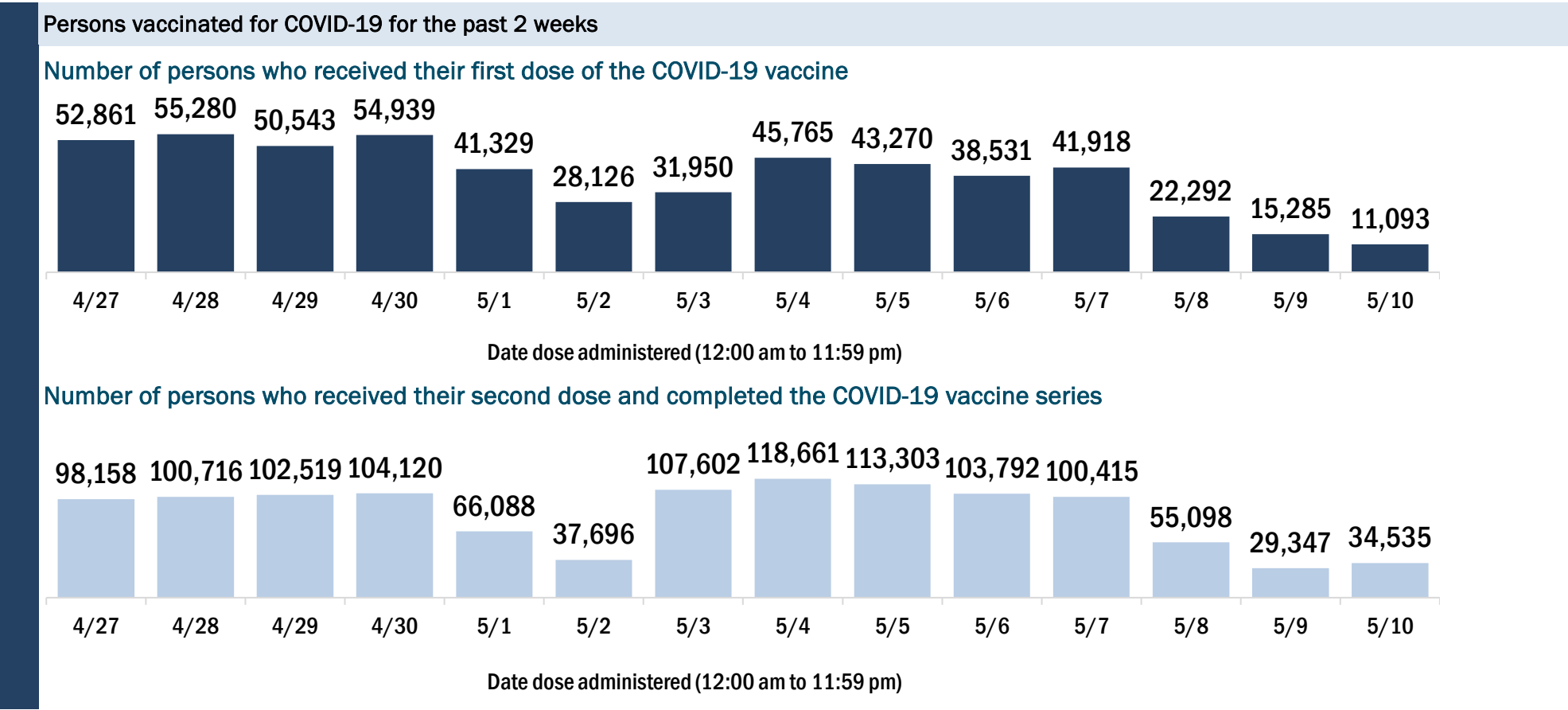
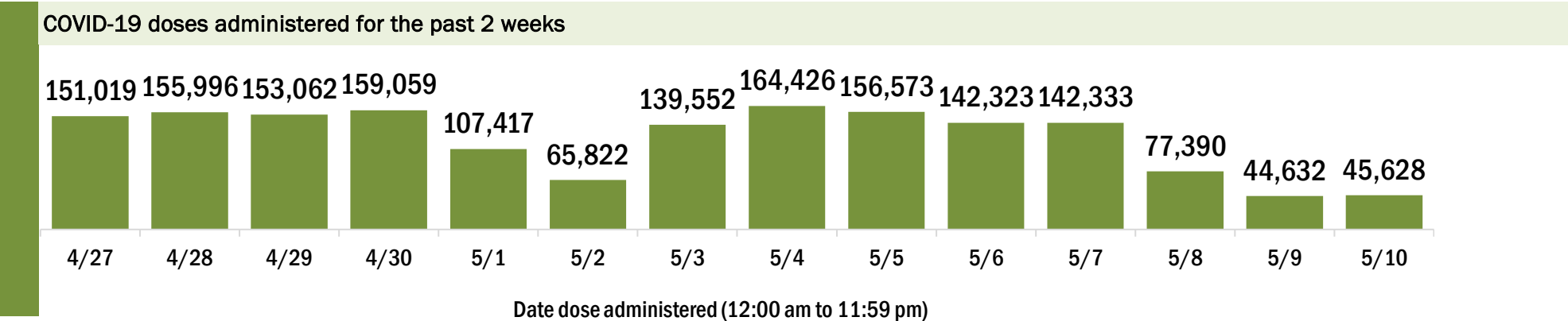
Data in this report are provisional and subject to change. Data are based on county of residence.

Data in this summary pertain to COVID-19 vaccines approved by the U.S. Food and Drug Administration and have been issued an Emergency Use Authorization (Janssen COVID-19 Vaccine, Moderna COVID-19 Vaccine and Pfizer-BioNTech COVID-19 Vaccine). These data summarize the number of people who have received either their first dose or have completed the series for a COVID-19 vaccine. **A person can only be counted in one category, first dose or series complete.** For persons receiving Moderna or Pfizer vaccines, once they receive their second dose, they are moved from the first dose column to the series completed column. **Because of this, the total first dose category may show a change from report to report not matching the total receiving their first dose from the previous day.** Persons receiving Johnson & Johnson vaccines will always be counted in the series completed column.

COVID-19 doses for vaccinated persons in Florida	
Doses administered	15,863,565
People receiving one dose of a 1-dose series (Johnson & Johnson) or receiving only one dose of a 2-dose series (Moderna, Pfizer) count once. Persons receiving both doses of a 2-dose series count twice.	

Current status of persons vaccinated for COVID-19 in Florida	
Total people vaccinated	9,350,957
First dose	2,194,160
Series completed	7,156,797
Completed 1-dose series	644,189
Completed 2-dose series	6,512,608
First dose: current number of people who have only received their first dose of the Moderna or Pfizer vaccine.	
Series complete: current number of people who have received both Moderna or Pfizer vaccine doses or one Johnson & Johnson dose and are considered fully immunized.	

Demographic summary	First dose	Series complete	Total people vaccinated
Age group	2,194,160	7,156,797	9,350,957
16-24 years	251,370	331,901	583,271
25-34 years	292,332	522,293	814,625
35-44 years	321,894	711,093	1,032,987
45-54 years	346,129	982,216	1,328,345
55-64 years	385,519	1,459,513	1,845,032
65-74 years	329,323	1,792,466	2,121,789
75-84 years	189,224	1,020,099	1,209,323
85+ years	78,369	337,216	415,585
Race	2,194,160	7,156,797	9,350,957
White	1,337,129	4,892,552	6,229,681
Black	178,748	476,144	654,892
American Indian/Alaskan	10,119	24,811	34,930
Other	266,481	758,203	1,024,684
Unknown	401,683	1,005,087	1,406,770
Other race includes Asian, native Hawaiian/Pacific Islander, or other.			
Ethnicity	2,194,160	7,156,797	9,350,957
Hispanic	484,336	1,091,280	1,575,616
Non-Hispanic	919,195	3,802,738	4,721,933
Unknown	790,629	2,262,779	3,053,408
Gender	2,194,160	7,156,797	9,350,957
Female	1,142,371	3,975,517	5,117,888
Male	1,040,762	3,170,761	4,211,523
Unknown	11,027	10,519	21,546



COVID-19: Alachua County vaccine summary

Vaccination data through May 10, 2021 as of May 11, 2021 at 12:05 AM

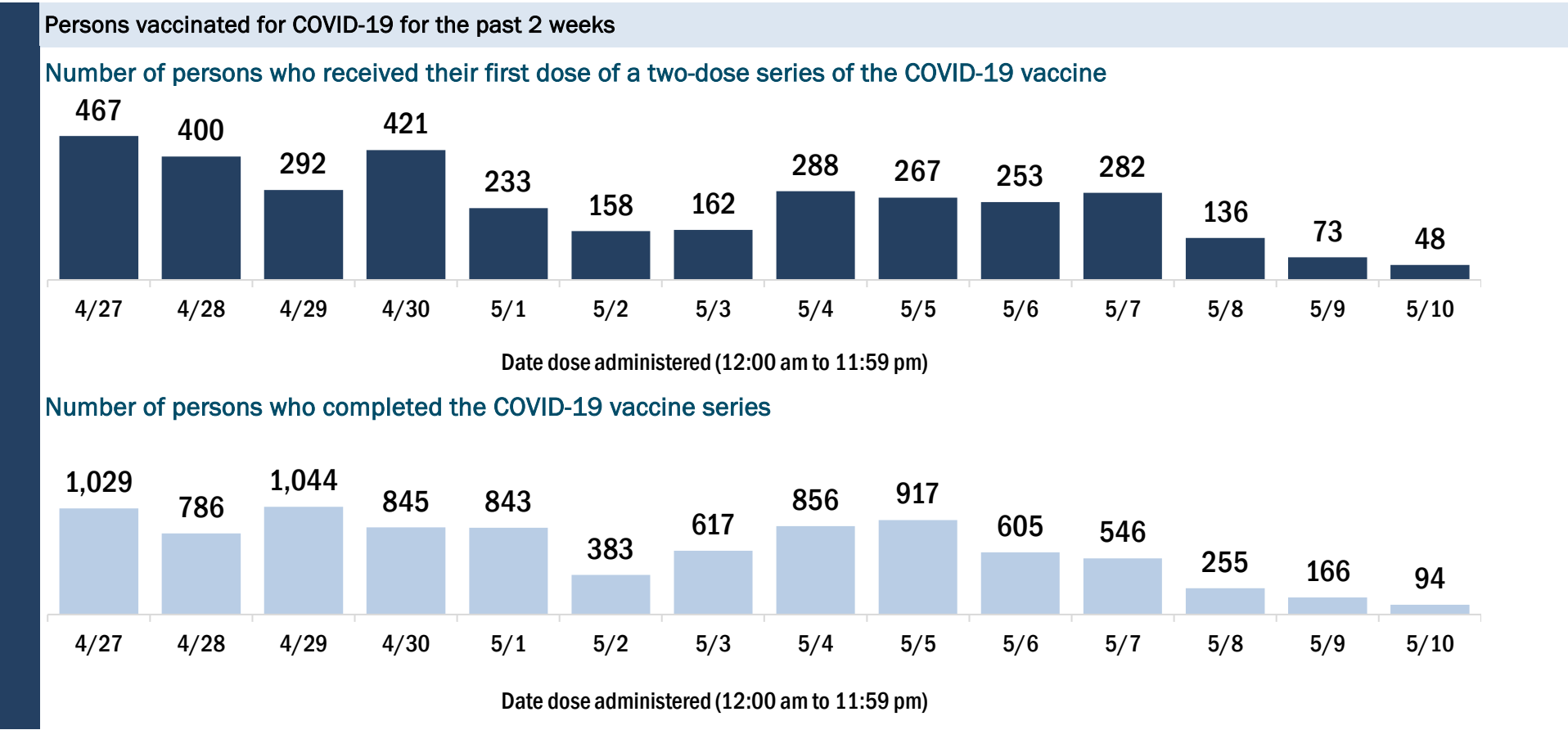
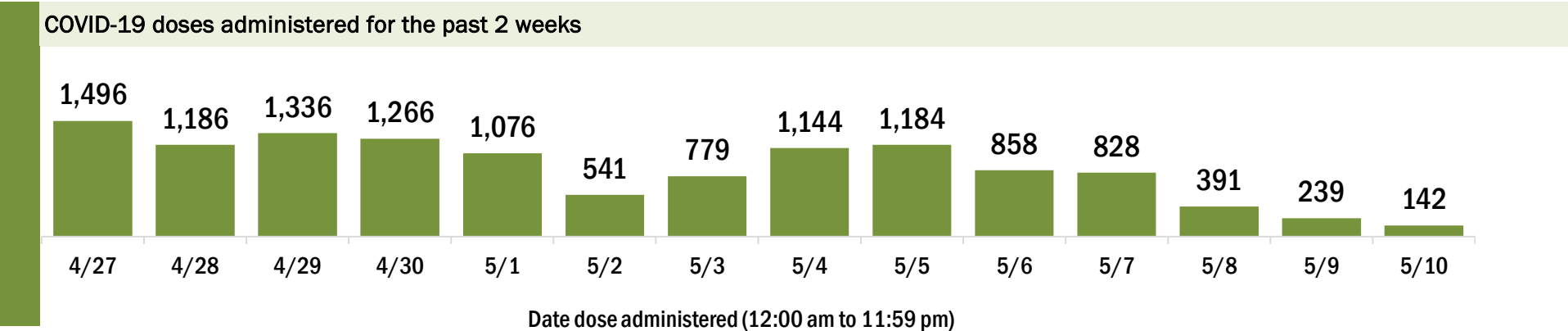
Data in this report are provisional and subject to change.

Data in this summary pertain to COVID-19 vaccines approved by the U.S. Food and Drug Administration and have been issued an Emergency Use Authorization (Janssen COVID-19 Vaccine, Moderna COVID-19 Vaccine and Pfizer-BioNTech COVID-19 Vaccine). These data summarize the number of people who have received either their first dose or have completed the series for a COVID-19 vaccine. **A person can only be counted in one category, first dose or series complete.** For persons receiving Moderna or Pfizer vaccines, once they receive their second dose, they are moved from the first dose column to the series completed column. **Because of this, the total first dose category may show a change from report to report not matching the total receiving their first dose from the previous day.** Persons receiving Johnson & Johnson vaccines will always be counted in the series completed column.

COVID-19 doses for vaccinated persons in Florida	
Doses administered	210,079
People receiving one dose of a 1-dose series (Johnson & Johnson) or receiving only one dose of a 2-dose series (Moderna, Pfizer) count once. Persons receiving both doses of a 2-dose series count twice.	

Current status of persons vaccinated for COVID-19 in Florida	
Total people vaccinated	122,413
First dose	29,849
Series completed	92,564
Completed 1-dose series	4,898
Completed 2-dose series	87,666
First dose: current number of people who have only received their first dose of the Moderna or Pfizer vaccine.	
Series complete: current number of people who have received both Moderna or Pfizer vaccine doses or one Johnson & Johnson dose and are considered fully immunized.	

Demographic summary	First dose	Series complete	Total people vaccinated
Age group	29,849	92,564	122,413
16-24 years	11,151	9,302	20,453
25-34 years	6,104	13,715	19,819
35-44 years	4,012	11,372	15,384
45-54 years	2,927	11,524	14,451
55-64 years	2,960	15,536	18,496
65-74 years	1,577	18,576	20,153
75-84 years	742	9,195	9,937
85+ years	376	3,344	3,720
Race	29,849	92,564	122,413
White	18,520	64,591	83,111
Black	3,606	9,223	12,829
American Indian/Alaskan	112	305	417
Other	5,512	13,825	19,337
Unknown	2,099	4,620	6,719
Other race includes Asian, native Hawaiian/Pacific Islander, or other.			
Ethnicity	29,849	92,564	122,413
Hispanic	4,366	7,132	11,498
Non-Hispanic	18,936	62,846	81,782
Unknown	6,547	22,586	29,133
Gender	29,849	92,564	122,413
Female	15,471	53,267	68,738
Male	14,326	39,255	53,581
Unknown	52	42	94



COVID-19: Baker County vaccine summary

Vaccination data through May 10, 2021 as of May 11, 2021 at 12:05 AM

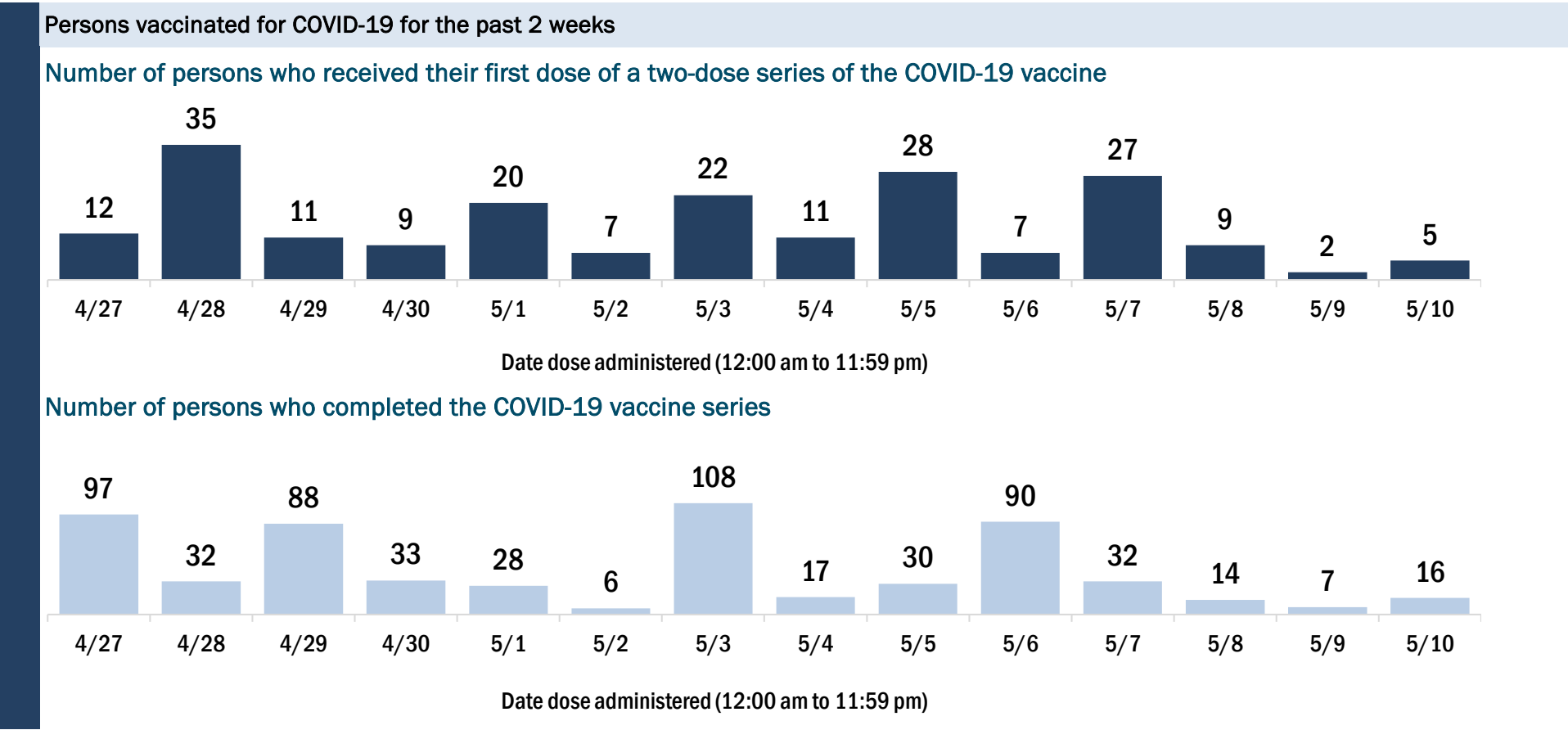
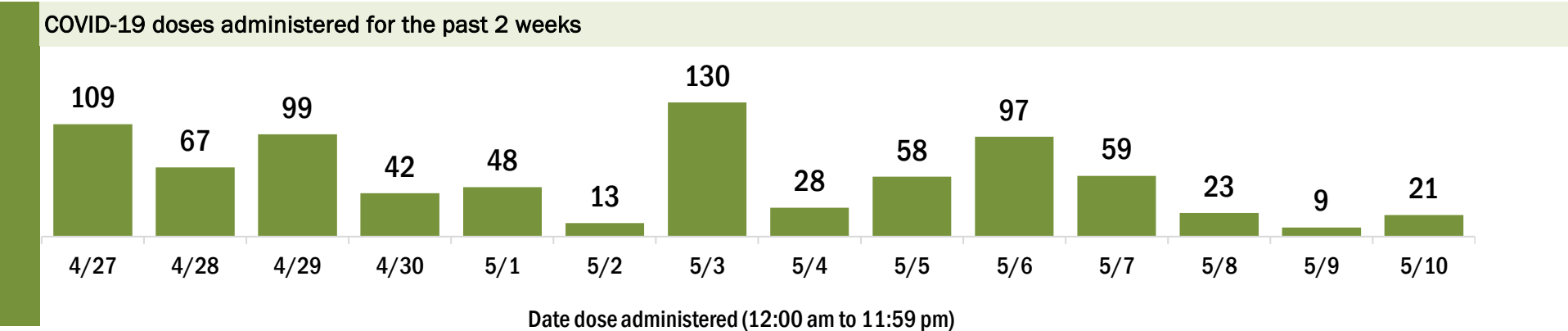
Data in this report are provisional and subject to change.

Data in this summary pertain to COVID-19 vaccines approved by the U.S. Food and Drug Administration and have been issued an Emergency Use Authorization (Janssen COVID-19 Vaccine, Moderna COVID-19 Vaccine and Pfizer-BioNTech COVID-19 Vaccine). These data summarize the number of people who have received either their first dose or have completed the series for a COVID-19 vaccine. **A person can only be counted in one category, first dose or series complete.** For persons receiving Moderna or Pfizer vaccines, once they receive their second dose, they are moved from the first dose column to the series completed column. **Because of this, the total first dose category may show a change from report to report not matching the total receiving their first dose from the previous day.** Persons receiving Johnson & Johnson vaccines will always be counted in the series completed column.

COVID-19 doses for vaccinated persons in Florida	
Doses administered	10,275
People receiving one dose of a 1-dose series (Johnson & Johnson) or receiving only one dose of a 2-dose series (Moderna, Pfizer) count once. Persons receiving both doses of a 2-dose series count twice.	

Current status of persons vaccinated for COVID-19 in Florida	
Total people vaccinated	6,079
First dose	1,724
Series completed	4,355
Completed 1-dose series	159
Completed 2-dose series	4,196
First dose: current number of people who have only received their first dose of the Moderna or Pfizer vaccine.	
Series complete: current number of people who have received both Moderna or Pfizer vaccine doses or one Johnson & Johnson dose and are considered fully immunized.	

Demographic summary	First dose	Series complete	Total people vaccinated
Age group	1,724	4,355	6,079
16-24 years	94	116	210
25-34 years	259	200	459
35-44 years	362	322	684
45-54 years	389	531	920
55-64 years	366	987	1,353
65-74 years	154	1,318	1,472
75-84 years	70	689	759
85+ years	30	192	222
Race	1,724	4,355	6,079
White	1,062	3,477	4,539
Black	500	405	905
American Indian/Alaskan	3	21	24
Other	106	238	344
Unknown	53	214	267
Other race includes Asian, native Hawaiian/Pacific Islander, or other.			
Ethnicity	1,724	4,355	6,079
Hispanic	44	98	142
Non-Hispanic	856	3,238	4,094
Unknown	824	1,019	1,843
Gender	1,724	4,355	6,079
Female	515	2,413	2,928
Male	1,200	1,941	3,141
Unknown	9	1	10



COVID-19: Bay County vaccine summary

Vaccination data through May 10, 2021 as of May 11, 2021 at 12:05 AM

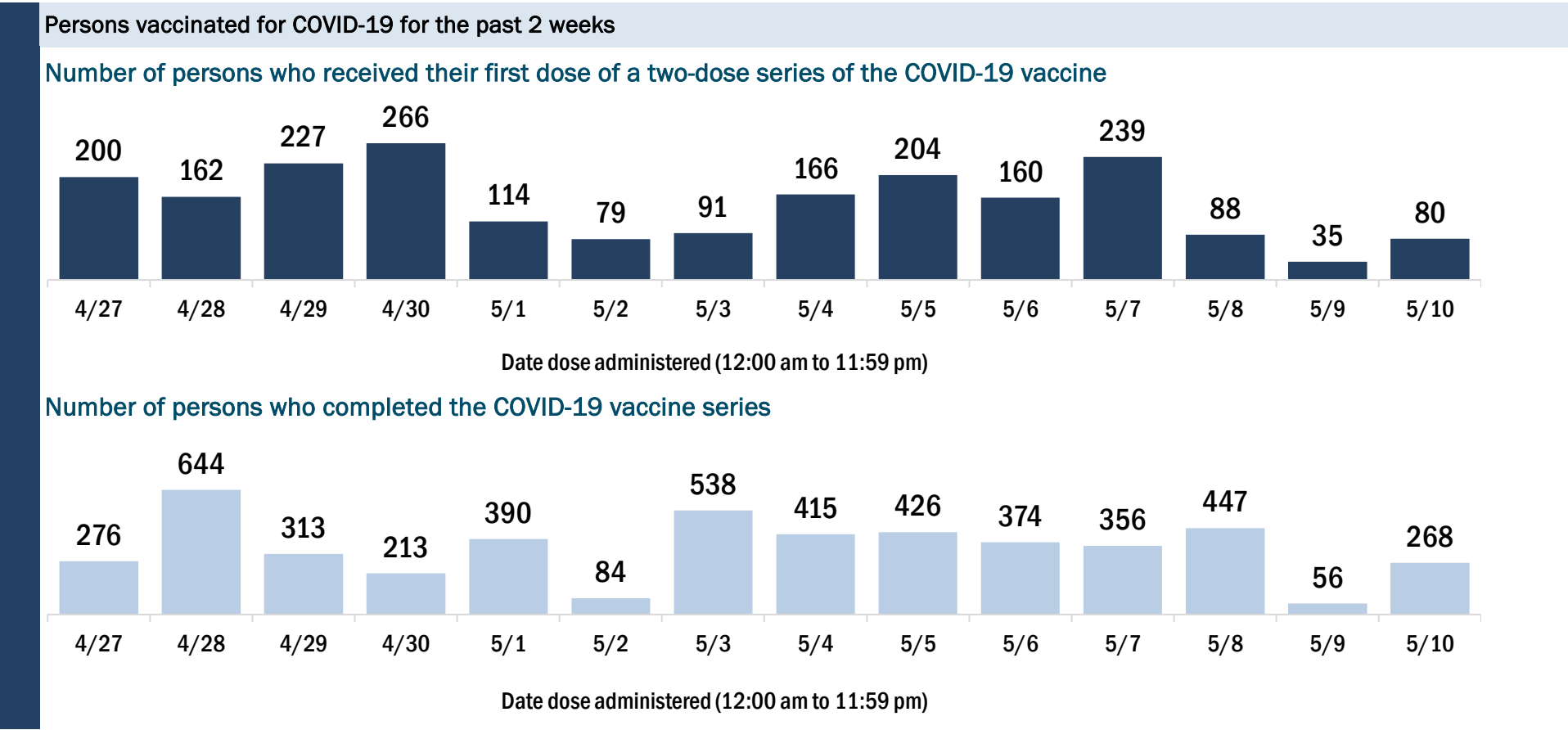
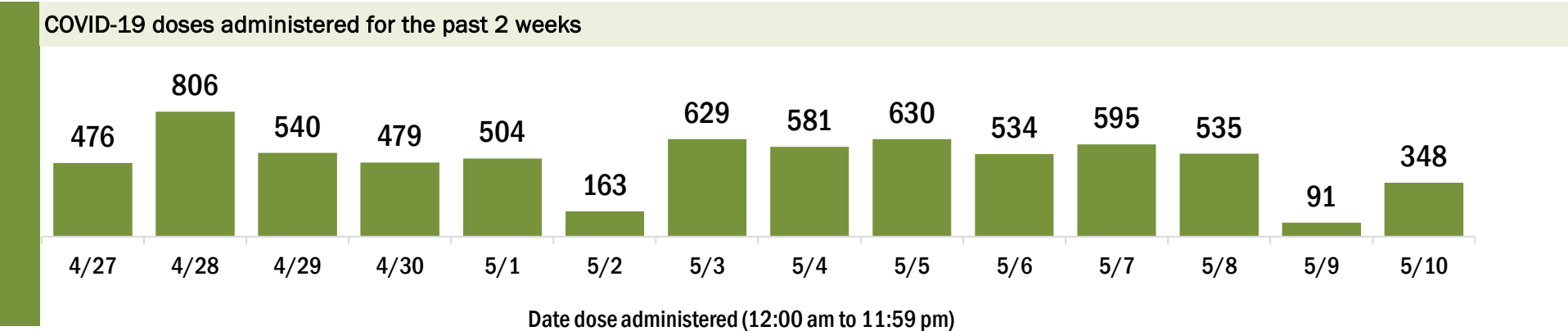
Data in this report are provisional and subject to change.

Data in this summary pertain to COVID-19 vaccines approved by the U.S. Food and Drug Administration and have been issued an Emergency Use Authorization (Janssen COVID-19 Vaccine, Moderna COVID-19 Vaccine and Pfizer-BioNTech COVID-19 Vaccine). These data summarize the number of people who have received either their first dose or have completed the series for a COVID-19 vaccine. **A person can only be counted in one category, first dose or series complete.** For persons receiving Moderna or Pfizer vaccines, once they receive their second dose, they are moved from the first dose column to the series completed column. **Because of this, the total first dose category may show a change from report to report not matching the total receiving their first dose from the previous day.** Persons receiving Johnson & Johnson vaccines will always be counted in the series completed column.

COVID-19 doses for vaccinated persons in Florida	
Doses administered	89,569
People receiving one dose of a 1-dose series (Johnson & Johnson) or receiving only one dose of a 2-dose series (Moderna, Pfizer) count once. Persons receiving both doses of a 2-dose series count twice.	

Current status of persons vaccinated for COVID-19 in Florida	
Total people vaccinated	53,059
First dose	10,954
Series completed	42,105
Completed 1-dose series	5,595
Completed 2-dose series	36,510
First dose: current number of people who have only received their first dose of the Moderna or Pfizer vaccine.	
Series complete: current number of people who have received both Moderna or Pfizer vaccine doses or one Johnson & Johnson dose and are considered fully immunized.	

Demographic summary	First dose	Series complete	Total people vaccinated
Age group	10,954	42,105	53,059
16-24 years	1,141	1,294	2,435
25-34 years	1,401	2,255	3,656
35-44 years	1,610	3,607	5,217
45-54 years	1,850	5,230	7,080
55-64 years	2,464	9,687	12,151
65-74 years	1,502	12,155	13,657
75-84 years	713	6,022	6,735
85+ years	273	1,855	2,128
Race	10,954	42,105	53,059
White	6,804	29,617	36,421
Black	840	2,701	3,541
American Indian/Alaskan	61	195	256
Other	1,411	3,345	4,756
Unknown	1,838	6,247	8,085
Other race includes Asian, native Hawaiian/Pacific Islander, or other.			
Ethnicity	10,954	42,105	53,059
Hispanic	939	1,756	2,695
Non-Hispanic	6,267	25,763	32,030
Unknown	3,748	14,586	18,334
Gender	10,954	42,105	53,059
Female	5,971	23,269	29,240
Male	4,979	18,829	23,808
Unknown	4	7	11



COVID-19: Bradford County vaccine summary

Vaccination data through May 10, 2021 as of May 11, 2021 at 12:05 AM

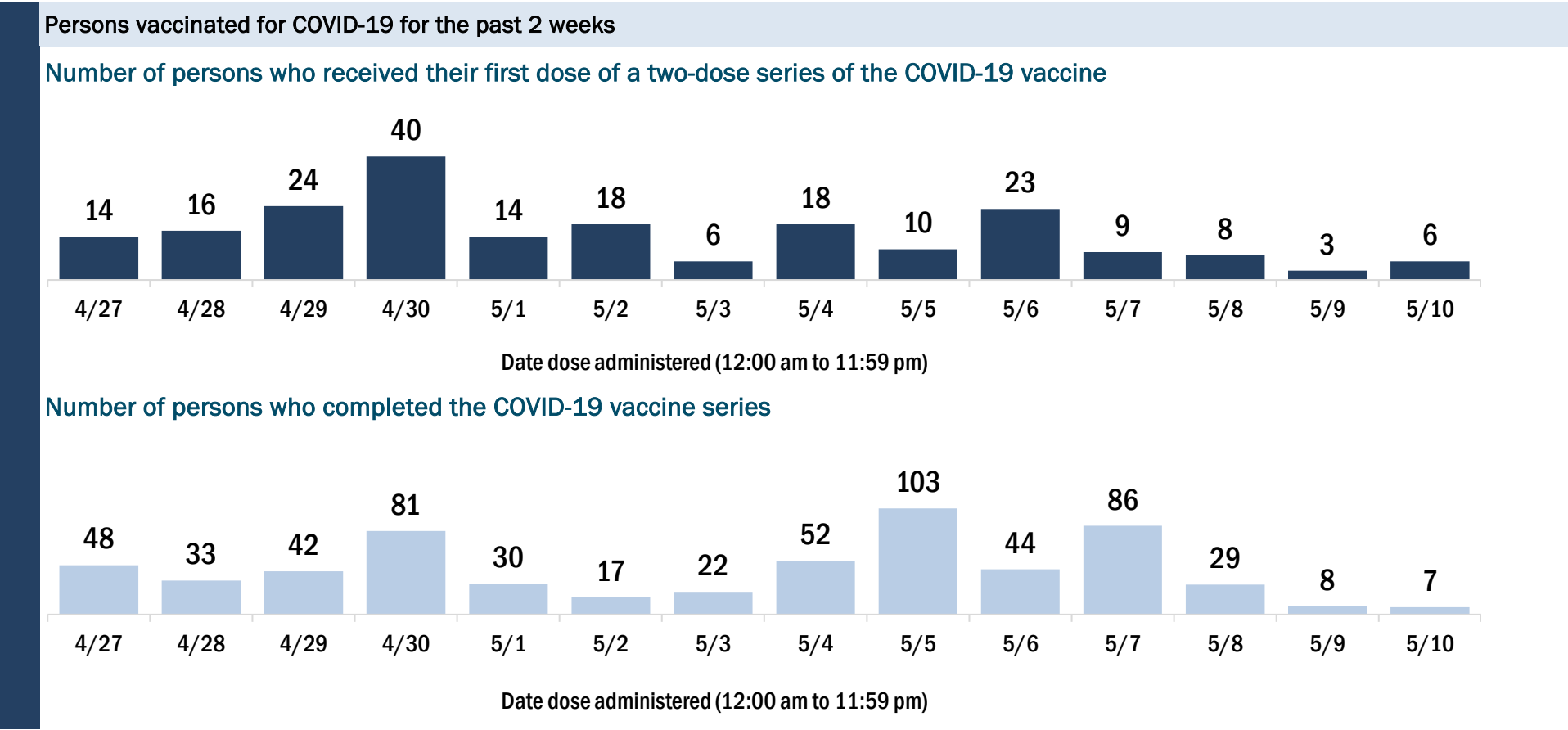
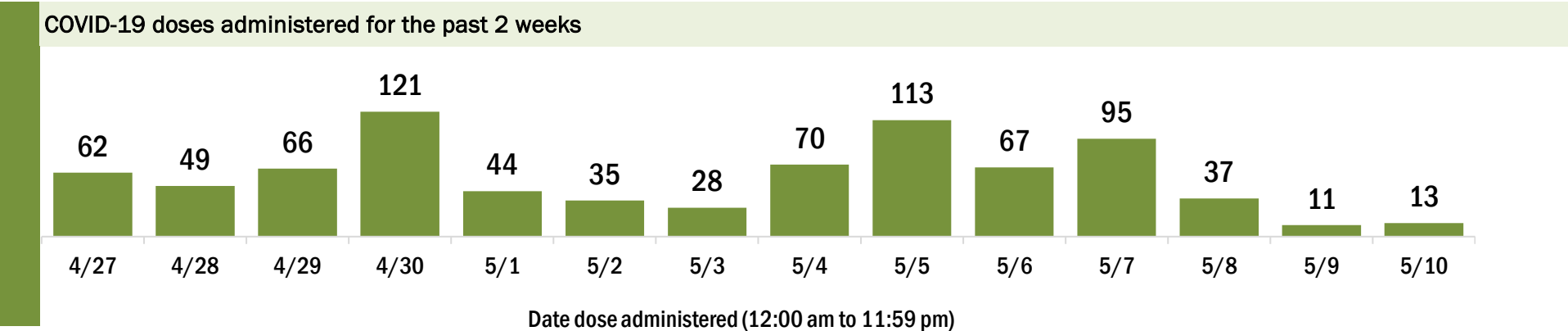
Data in this report are provisional and subject to change.

Data in this summary pertain to COVID-19 vaccines approved by the U.S. Food and Drug Administration and have been issued an Emergency Use Authorization (Janssen COVID-19 Vaccine, Moderna COVID-19 Vaccine and Pfizer-BioNTech COVID-19 Vaccine). These data summarize the number of people who have received either their first dose or have completed the series for a COVID-19 vaccine. **A person can only be counted in one category, first dose or series complete.** For persons receiving Moderna or Pfizer vaccines, once they receive their second dose, they are moved from the first dose column to the series completed column. **Because of this, the total first dose category may show a change from report to report not matching the total receiving their first dose from the previous day.** Persons receiving Johnson & Johnson vaccines will always be counted in the series completed column.

COVID-19 doses for vaccinated persons in Florida	
Doses administered	11,062
People receiving one dose of a 1-dose series (Johnson & Johnson) or receiving only one dose of a 2-dose series (Moderna, Pfizer) count once. Persons receiving both doses of a 2-dose series count twice.	

Current status of persons vaccinated for COVID-19 in Florida	
Total people vaccinated	6,772
First dose	2,122
Series completed	4,650
Completed 1-dose series	360
Completed 2-dose series	4,290
First dose: current number of people who have only received their first dose of the Moderna or Pfizer vaccine.	
Series complete: current number of people who have received both Moderna or Pfizer vaccine doses or one Johnson & Johnson dose and are considered fully immunized.	

Demographic summary	First dose	Series complete	Total people vaccinated
Age group	2,122	4,650	6,772
16-24 years	120	101	221
25-34 years	316	211	527
35-44 years	515	261	776
45-54 years	472	474	946
55-64 years	444	1,038	1,482
65-74 years	161	1,468	1,629
75-84 years	69	835	904
85+ years	25	262	287
Race	2,122	4,650	6,772
White	1,162	3,509	4,671
Black	739	595	1,334
American Indian/Alaskan	3	31	34
Other	151	363	514
Unknown	67	152	219
Other race includes Asian, native Hawaiian/Pacific Islander, or other.			
Ethnicity	2,122	4,650	6,772
Hispanic	130	89	219
Non-Hispanic	1,323	4,023	5,346
Unknown	669	538	1,207
Gender	2,122	4,650	6,772
Female	441	2,685	3,126
Male	1,680	1,965	3,645
Unknown	1	0	1



COVID-19: Brevard County vaccine summary

Vaccination data through May 10, 2021 as of May 11, 2021 at 12:05 AM

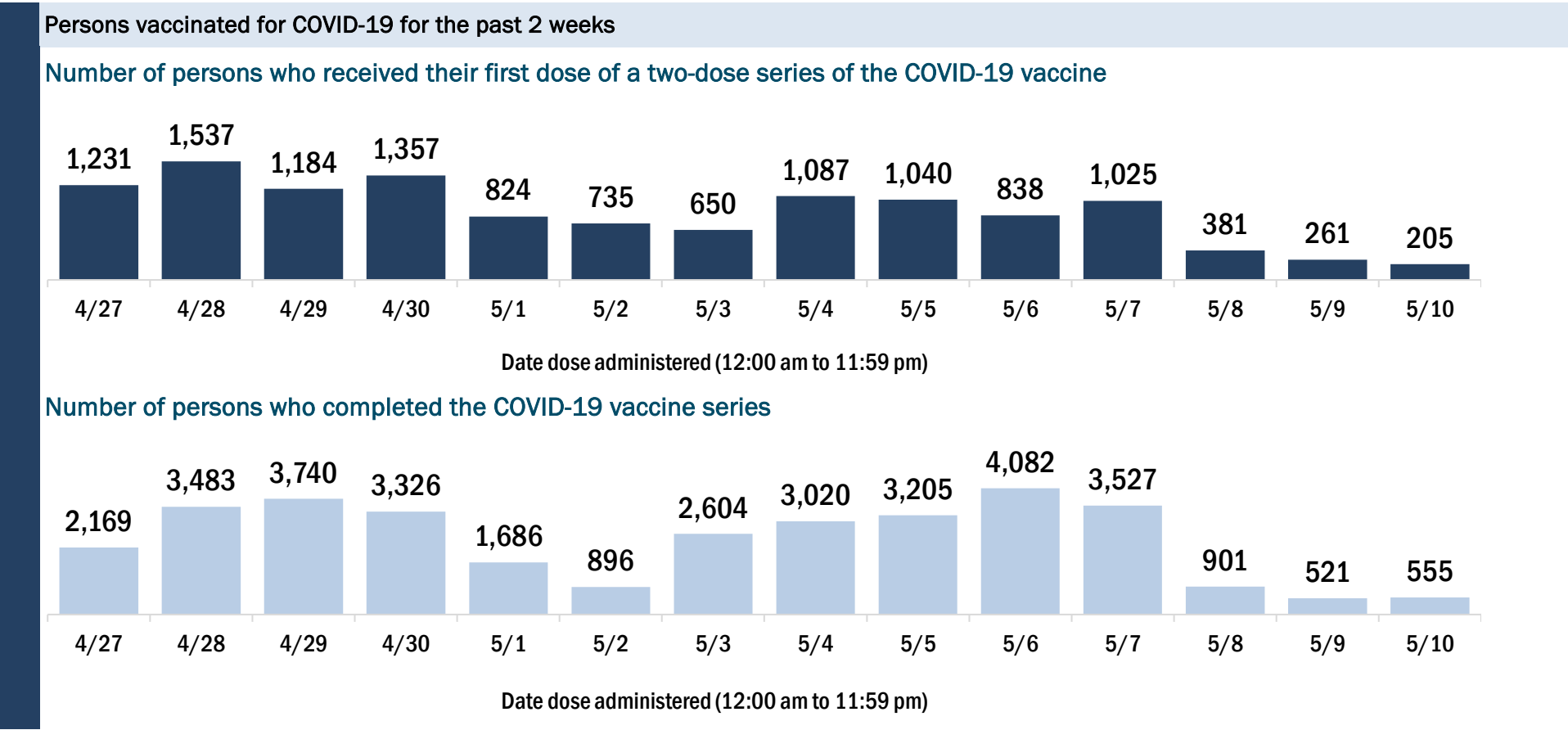
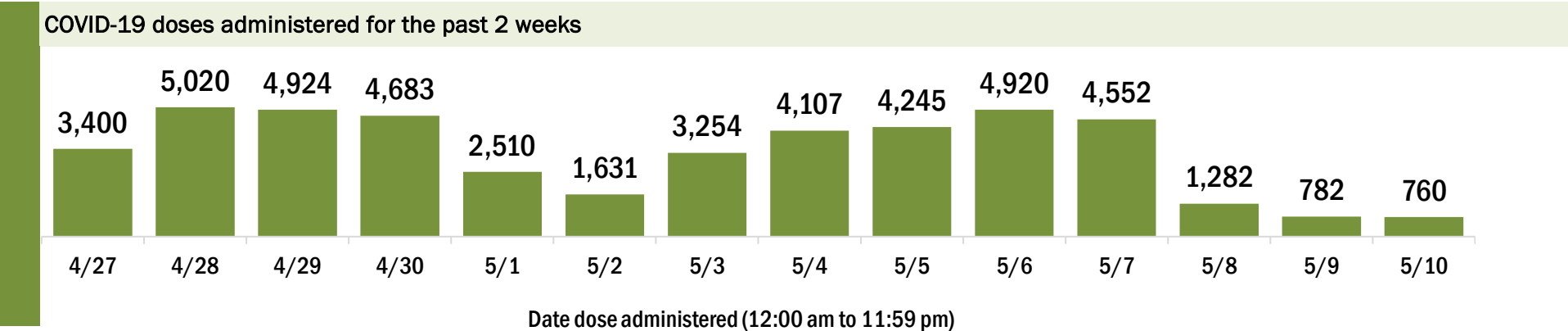
Data in this report are provisional and subject to change.

Data in this summary pertain to COVID-19 vaccines approved by the U.S. Food and Drug Administration and have been issued an Emergency Use Authorization (Janssen COVID-19 Vaccine, Moderna COVID-19 Vaccine and Pfizer-BioNTech COVID-19 Vaccine). These data summarize the number of people who have received either their first dose or have completed the series for a COVID-19 vaccine. **A person can only be counted in one category, first dose or series complete.** For persons receiving Moderna or Pfizer vaccines, once they receive their second dose, they are moved from the first dose column to the series completed column. **Because of this, the total first dose category may show a change from report to report not matching the total receiving their first dose from the previous day.** Persons receiving Johnson & Johnson vaccines will always be counted in the series completed column.

COVID-19 doses for vaccinated persons in Florida	
Doses administered	433,272
People receiving one dose of a 1-dose series (Johnson & Johnson) or receiving only one dose of a 2-dose series (Moderna, Pfizer) count once. Persons receiving both doses of a 2-dose series count twice.	

Current status of persons vaccinated for COVID-19 in Florida	
Total people vaccinated	255,176
First dose	58,355
Series completed	196,821
Completed 1-dose series	18,725
Completed 2-dose series	178,096
First dose: current number of people who have only received their first dose of the Moderna or Pfizer vaccine.	
Series complete: current number of people who have received both Moderna or Pfizer vaccine doses or one Johnson & Johnson dose and are considered fully immunized.	

Demographic summary	First dose	Series complete	Total people vaccinated
Age group	58,355	196,821	255,176
16-24 years	6,613	6,843	13,456
25-34 years	7,490	10,606	18,096
35-44 years	7,757	14,917	22,674
45-54 years	8,445	22,641	31,086
55-64 years	12,034	45,462	57,496
65-74 years	8,742	54,370	63,112
75-84 years	5,012	30,786	35,798
85+ years	2,262	11,196	13,458
Race	58,355	196,821	255,176
White	37,941	133,974	171,915
Black	4,528	10,218	14,746
American Indian/Alaskan	341	851	1,192
Other	5,802	17,873	23,675
Unknown	9,743	33,905	43,648
Other race includes Asian, native Hawaiian/Pacific Islander, or other.			
Ethnicity	58,355	196,821	255,176
Hispanic	5,358	10,586	15,944
Non-Hispanic	33,284	111,730	145,014
Unknown	19,713	74,505	94,218
Gender	58,355	196,821	255,176
Female	30,754	111,489	142,243
Male	27,480	85,116	112,596
Unknown	121	216	337



COVID-19: Broward County vaccine summary

Vaccination data through May 10, 2021 as of May 11, 2021 at 12:05 AM

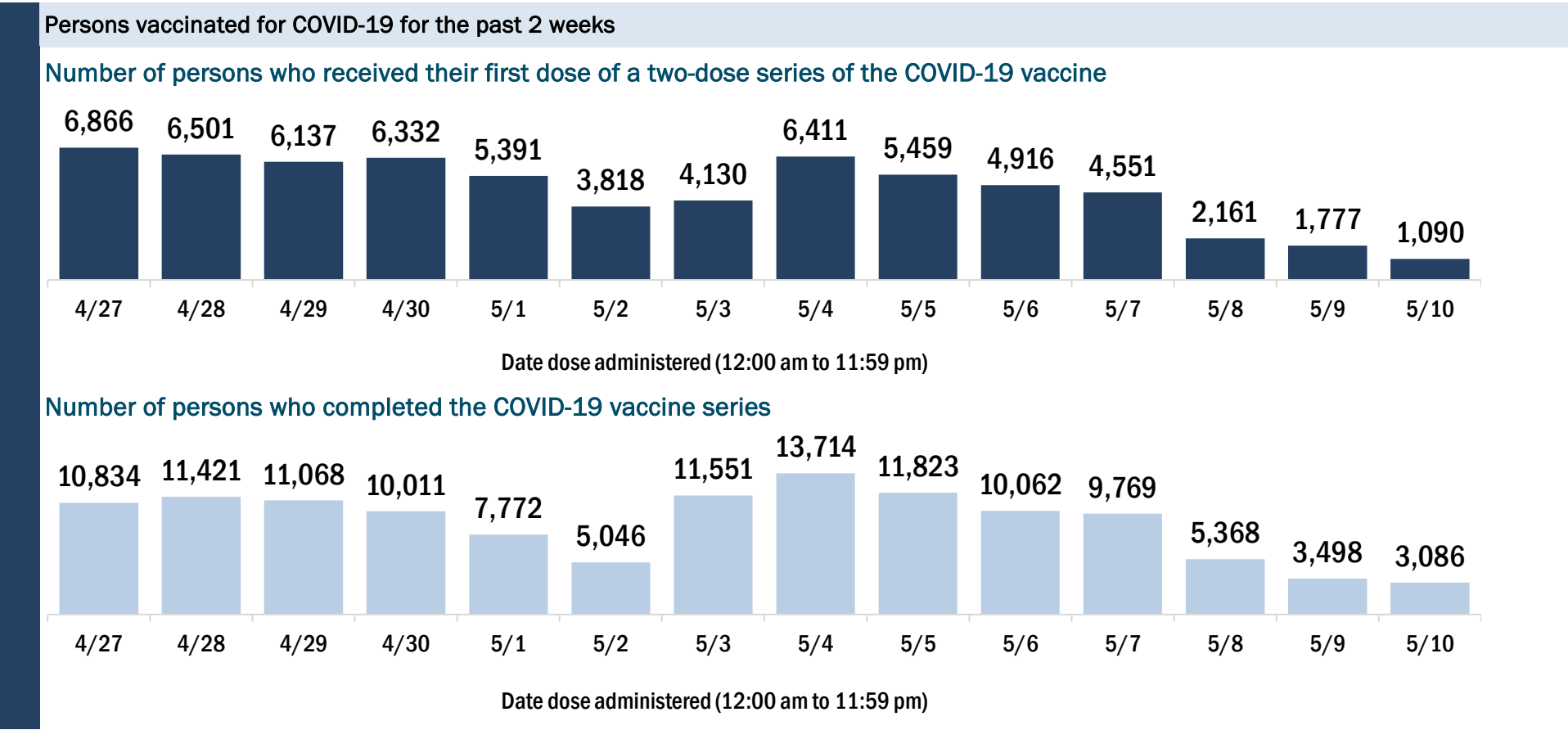
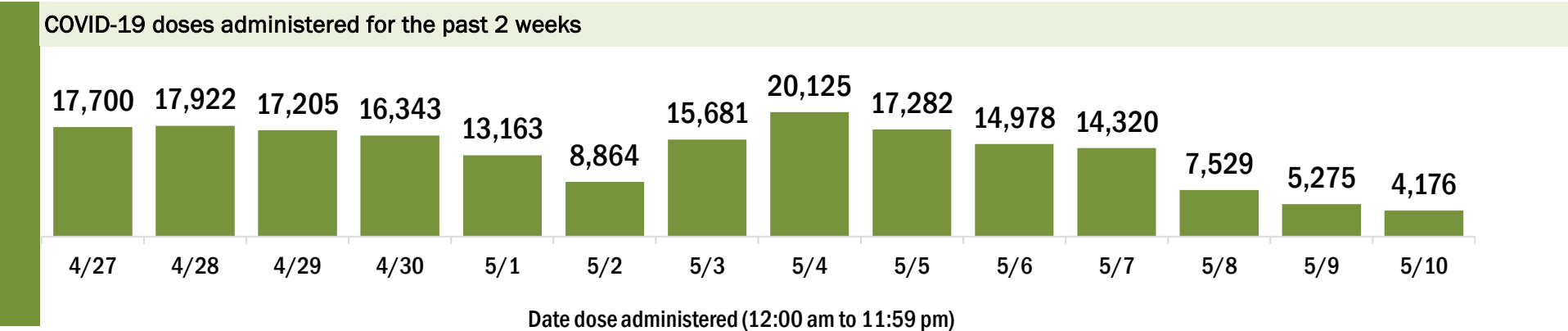
Data in this report are provisional and subject to change.

Data in this summary pertain to COVID-19 vaccines approved by the U.S. Food and Drug Administration and have been issued an Emergency Use Authorization (Janssen COVID-19 Vaccine, Moderna COVID-19 Vaccine and Pfizer-BioNTech COVID-19 Vaccine). These data summarize the number of people who have received either their first dose or have completed the series for a COVID-19 vaccine. **A person can only be counted in one category, first dose or series complete.** For persons receiving Moderna or Pfizer vaccines, once they receive their second dose, they are moved from the first dose column to the series completed column. **Because of this, the total first dose category may show a change from report to report not matching the total receiving their first dose from the previous day.** Persons receiving Johnson & Johnson vaccines will always be counted in the series completed column.

COVID-19 doses for vaccinated persons in Florida	
Doses administered	1,485,298
People receiving one dose of a 1-dose series (Johnson & Johnson) or receiving only one dose of a 2-dose series (Moderna, Pfizer) count once. Persons receiving both doses of a 2-dose series count twice.	

Current status of persons vaccinated for COVID-19 in Florida	
Total people vaccinated	880,041
First dose	221,121
Series completed	658,920
Completed 1-dose series	53,663
Completed 2-dose series	605,257
First dose: current number of people who have only received their first dose of the Moderna or Pfizer vaccine.	
Series complete: current number of people who have received both Moderna or Pfizer vaccine doses or one Johnson & Johnson dose and are considered fully immunized.	

Demographic summary	First dose	Series complete	Total people vaccinated
Age group	221,121	658,920	880,041
16-24 years	26,162	35,223	61,385
25-34 years	29,297	53,041	82,338
35-44 years	35,516	80,318	115,834
45-54 years	39,380	113,778	153,158
55-64 years	39,218	147,485	186,703
65-74 years	29,154	135,532	164,686
75-84 years	15,261	68,521	83,782
85+ years	7,133	25,022	32,155
Race	221,121	658,920	880,041
White	119,699	407,978	527,677
Black	30,194	80,128	110,322
American Indian/Alaskan	1,069	2,666	3,735
Other	27,093	78,669	105,762
Unknown	43,066	89,479	132,545
Other race includes Asian, native Hawaiian/Pacific Islander, or other.			
Ethnicity	221,121	658,920	880,041
Hispanic	63,795	153,961	217,756
Non-Hispanic	81,076	320,752	401,828
Unknown	76,250	184,207	260,457
Gender	221,121	658,920	880,041
Female	115,689	357,009	472,698
Male	104,717	300,703	405,420
Unknown	715	1,208	1,923



COVID-19: Calhoun County vaccine summary

Vaccination data through May 10, 2021 as of May 11, 2021 at 12:05 AM

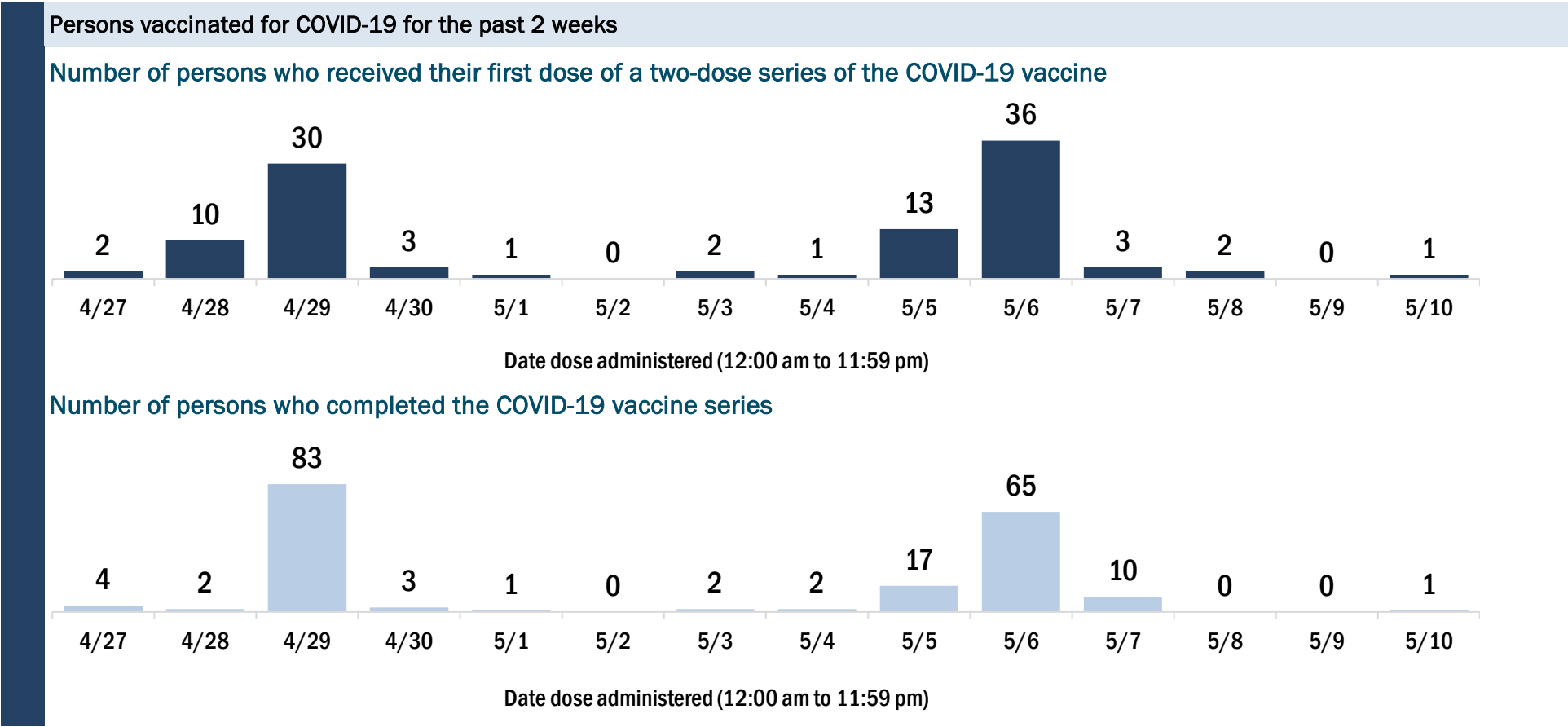
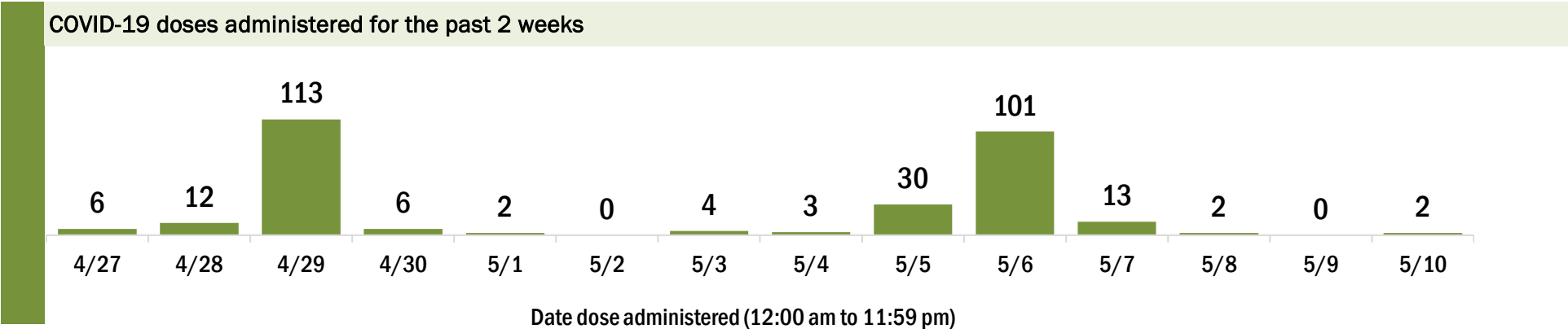
Data in this report are provisional and subject to change.

Data in this summary pertain to COVID-19 vaccines approved by the U.S. Food and Drug Administration and have been issued an Emergency Use Authorization (Janssen COVID-19 Vaccine, Moderna COVID-19 Vaccine and Pfizer-BioNTech COVID-19 Vaccine). These data summarize the number of people who have received either their first dose or have completed the series for a COVID-19 vaccine. **A person can only be counted in one category, first dose or series complete.** For persons receiving Moderna or Pfizer vaccines, once they receive their second dose, they are moved from the first dose column to the series completed column. **Because of this, the total first dose category may show a change from report to report not matching the total receiving their first dose from the previous day.** Persons receiving Johnson & Johnson vaccines will always be counted in the series completed column.

COVID-19 doses for vaccinated persons in Florida	
Doses administered	5,496
People receiving one dose of a 1-dose series (Johnson & Johnson) or receiving only one dose of a 2-dose series (Moderna, Pfizer) count once. Persons receiving both doses of a 2-dose series count twice.	

Current status of persons vaccinated for COVID-19 in Florida	
Total people vaccinated	3,252
First dose	823
Series completed	2,429
Completed 1-dose series	185
Completed 2-dose series	2,244
First dose: current number of people who have only received their first dose of the Moderna or Pfizer vaccine.	
Series complete: current number of people who have received both Moderna or Pfizer vaccine doses or one Johnson & Johnson dose and are considered fully immunized.	

Demographic summary	First dose	Series complete	Total people vaccinated
Age group	823	2,429	3,252
16-24 years	48	35	83
25-34 years	100	73	173
35-44 years	164	133	297
45-54 years	189	245	434
55-64 years	163	485	648
65-74 years	92	807	899
75-84 years	48	469	517
85+ years	19	182	201
Race	823	2,429	3,252
White	509	1,708	2,217
Black	202	164	366
American Indian/Alaskan	5	16	21
Other	61	332	393
Unknown	46	209	255
Other race includes Asian, native Hawaiian/Pacific Islander, or other.			
Ethnicity	823	2,429	3,252
Hispanic	9	47	56
Non-Hispanic	207	1,351	1,558
Unknown	607	1,031	1,638
Gender	823	2,429	3,252
Female	203	1,351	1,554
Male	620	1,077	1,697
Unknown	0	1	1



COVID-19: Charlotte County vaccine summary

Vaccination data through May 10, 2021 as of May 11, 2021 at 12:05 AM

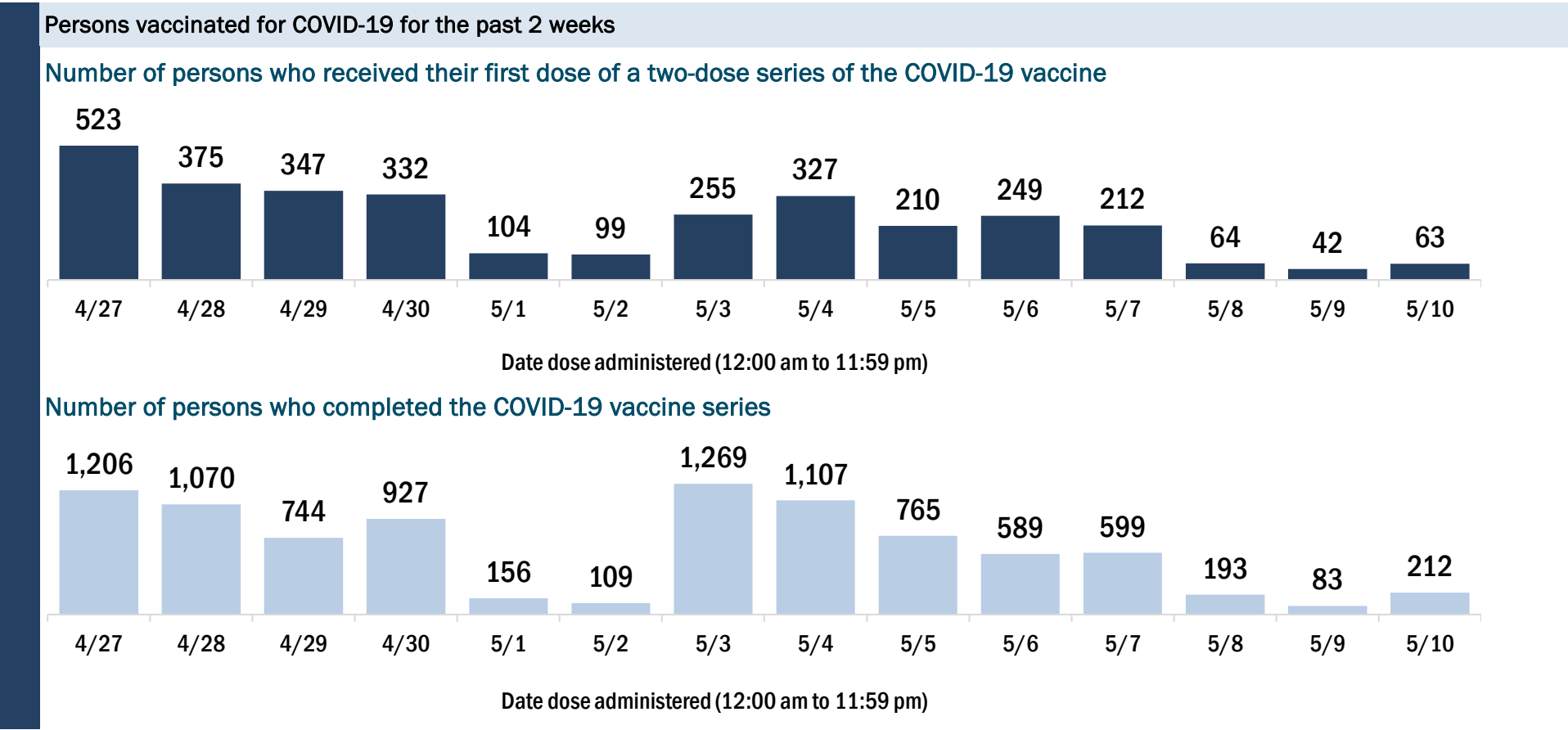
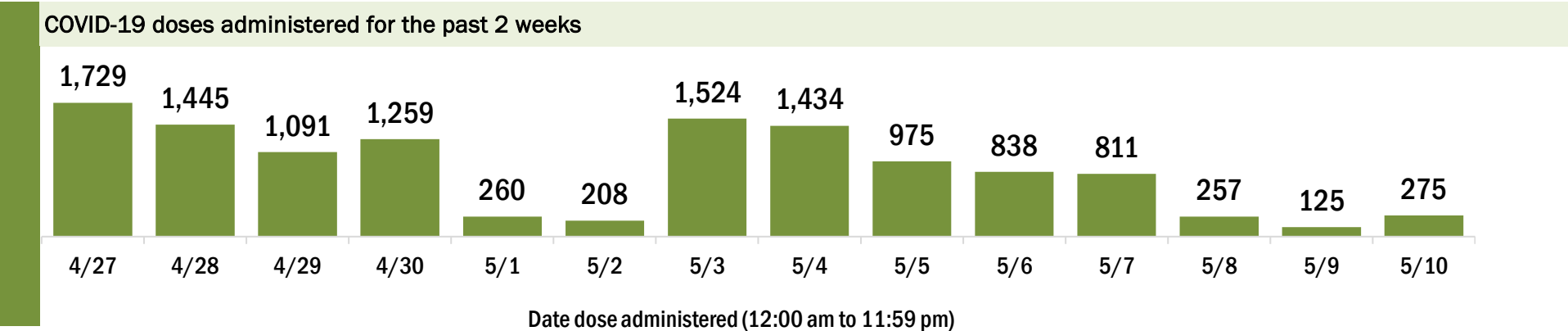
Data in this report are provisional and subject to change.

Data in this summary pertain to COVID-19 vaccines approved by the U.S. Food and Drug Administration and have been issued an Emergency Use Authorization (Janssen COVID-19 Vaccine, Moderna COVID-19 Vaccine and Pfizer-BioNTech COVID-19 Vaccine). These data summarize the number of people who have received either their first dose or have completed the series for a COVID-19 vaccine. **A person can only be counted in one category, first dose or series complete.** For persons receiving Moderna or Pfizer vaccines, once they receive their second dose, they are moved from the first dose column to the series completed column. **Because of this, the total first dose category may show a change from report to report not matching the total receiving their first dose from the previous day.** Persons receiving Johnson & Johnson vaccines will always be counted in the series completed column.

COVID-19 doses for vaccinated persons in Florida	
Doses administered	181,547
People receiving one dose of a 1-dose series (Johnson & Johnson) or receiving only one dose of a 2-dose series (Moderna, Pfizer) count once. Persons receiving both doses of a 2-dose series count twice.	

Current status of persons vaccinated for COVID-19 in Florida	
Total people vaccinated	106,199
First dose	24,890
Series completed	81,309
Completed 1-dose series	5,961
Completed 2-dose series	75,348
First dose: current number of people who have only received their first dose of the Moderna or Pfizer vaccine.	
Series complete: current number of people who have received both Moderna or Pfizer vaccine doses or one Johnson & Johnson dose and are considered fully immunized.	

Demographic summary	First dose	Series complete	Total people vaccinated
Age group	24,890	81,309	106,199
16-24 years	1,149	1,051	2,200
25-34 years	1,171	1,686	2,857
35-44 years	1,551	2,494	4,045
45-54 years	2,485	5,352	7,837
55-64 years	5,590	15,559	21,149
65-74 years	6,906	31,147	38,053
75-84 years	4,517	18,634	23,151
85+ years	1,521	5,386	6,907
Race	24,890	81,309	106,199
White	18,522	62,390	80,912
Black	895	1,542	2,437
American Indian/Alaskan	144	329	473
Other	1,783	5,309	7,092
Unknown	3,546	11,739	15,285
Other race includes Asian, native Hawaiian/Pacific Islander, or other.			
Ethnicity	24,890	81,309	106,199
Hispanic	1,169	2,230	3,399
Non-Hispanic	14,429	49,952	64,381
Unknown	9,292	29,127	38,419
Gender	24,890	81,309	106,199
Female	12,967	45,090	58,057
Male	11,891	36,191	48,082
Unknown	32	28	60



COVID-19: Citrus County vaccine summary

Vaccination data through May 10, 2021 as of May 11, 2021 at 12:05 AM

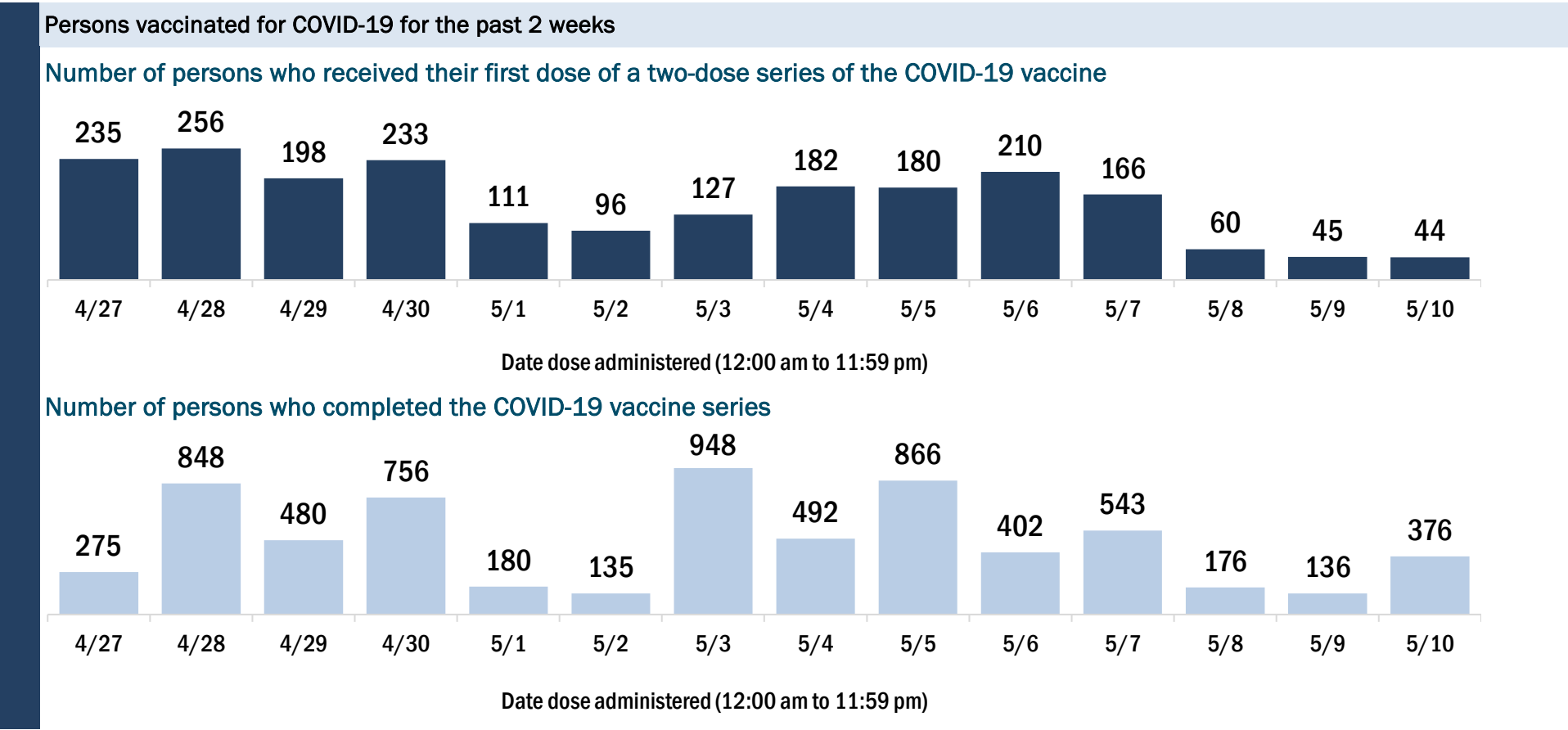
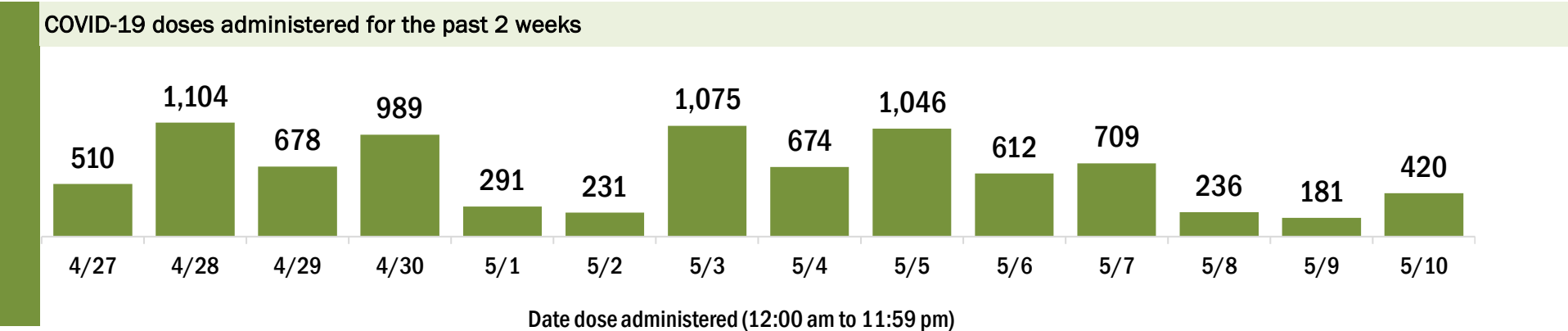
Data in this report are provisional and subject to change.

Data in this summary pertain to COVID-19 vaccines approved by the U.S. Food and Drug Administration and have been issued an Emergency Use Authorization (Janssen COVID-19 Vaccine, Moderna COVID-19 Vaccine and Pfizer-BioNTech COVID-19 Vaccine). These data summarize the number of people who have received either their first dose or have completed the series for a COVID-19 vaccine. **A person can only be counted in one category, first dose or series complete.** For persons receiving Moderna or Pfizer vaccines, once they receive their second dose, they are moved from the first dose column to the series completed column. **Because of this, the total first dose category may show a change from report to report not matching the total receiving their first dose from the previous day.** Persons receiving Johnson & Johnson vaccines will always be counted in the series completed column.

COVID-19 doses for vaccinated persons in Florida	
Doses administered	111,178
People receiving one dose of a 1-dose series (Johnson & Johnson) or receiving only one dose of a 2-dose series (Moderna, Pfizer) count once. Persons receiving both doses of a 2-dose series count twice.	

Current status of persons vaccinated for COVID-19 in Florida	
Total people vaccinated	61,838
First dose	10,536
Series completed	51,302
Completed 1-dose series	1,962
Completed 2-dose series	49,340
First dose: current number of people who have only received their first dose of the Moderna or Pfizer vaccine.	
Series complete: current number of people who have received both Moderna or Pfizer vaccine doses or one Johnson & Johnson dose and are considered fully immunized.	

Demographic summary	First dose	Series complete	Total people vaccinated
Age group	10,536	51,302	61,838
16-24 years	624	809	1,433
25-34 years	693	1,169	1,862
35-44 years	784	1,719	2,503
45-54 years	1,295	3,414	4,709
55-64 years	2,260	9,150	11,410
65-74 years	2,632	18,835	21,467
75-84 years	1,689	12,543	14,232
85+ years	559	3,663	4,222
Race	10,536	51,302	61,838
White	7,841	38,909	46,750
Black	234	768	1,002
American Indian/Alaskan	55	280	335
Other	758	3,372	4,130
Unknown	1,648	7,973	9,621
Other race includes Asian, native Hawaiian/Pacific Islander, or other.			
Ethnicity	10,536	51,302	61,838
Hispanic	508	1,647	2,155
Non-Hispanic	6,454	30,871	37,325
Unknown	3,574	18,784	22,358
Gender	10,536	51,302	61,838
Female	5,777	29,078	34,855
Male	4,736	22,211	26,947
Unknown	23	13	36



COVID-19: Clay County vaccine summary

Vaccination data through May 10, 2021 as of May 11, 2021 at 12:05 AM

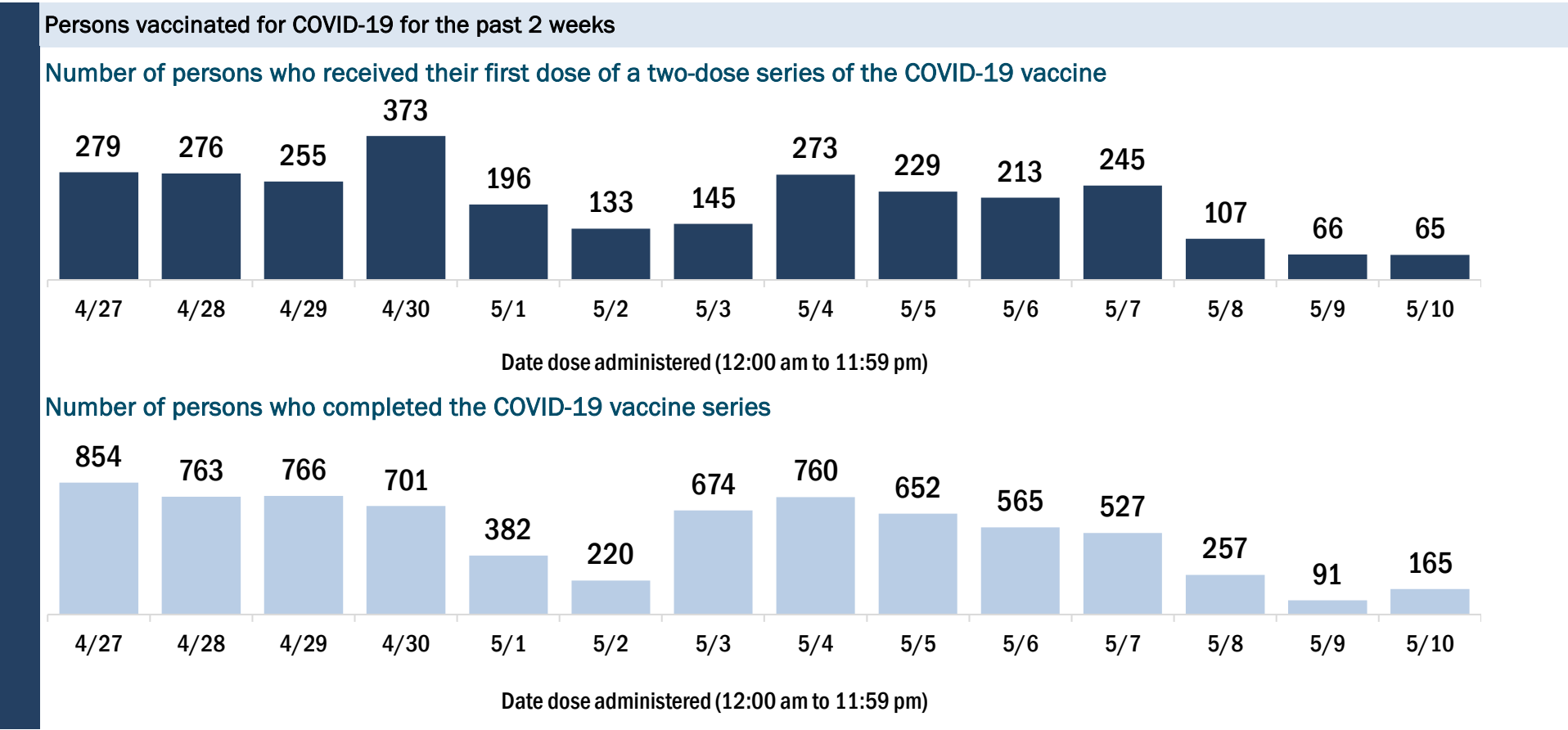
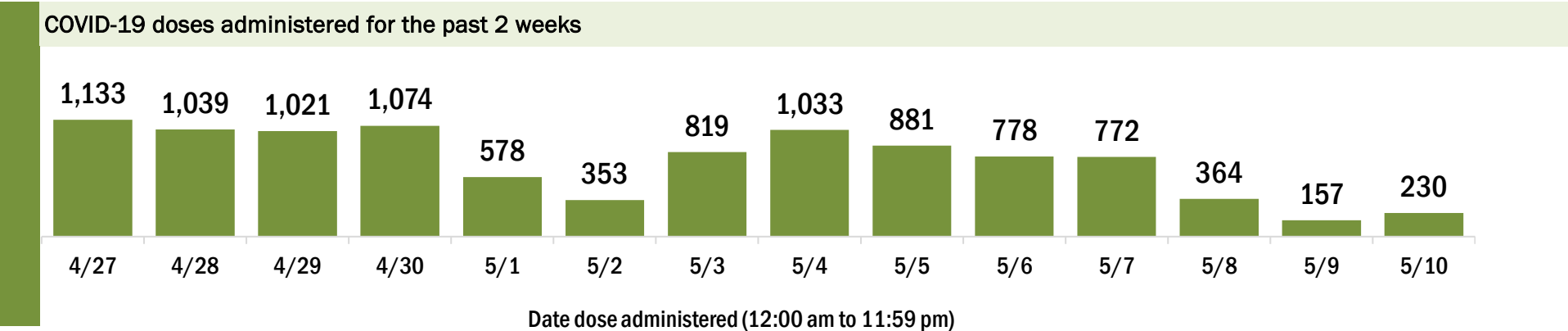
Data in this report are provisional and subject to change.

Data in this summary pertain to COVID-19 vaccines approved by the U.S. Food and Drug Administration and have been issued an Emergency Use Authorization (Janssen COVID-19 Vaccine, Moderna COVID-19 Vaccine and Pfizer-BioNTech COVID-19 Vaccine). These data summarize the number of people who have received either their first dose or have completed the series for a COVID-19 vaccine. **A person can only be counted in one category, first dose or series complete.** For persons receiving Moderna or Pfizer vaccines, once they receive their second dose, they are moved from the first dose column to the series completed column. **Because of this, the total first dose category may show a change from report to report not matching the total receiving their first dose from the previous day.** Persons receiving Johnson & Johnson vaccines will always be counted in the series completed column.

COVID-19 doses for vaccinated persons in Florida	
Doses administered	115,899
People receiving one dose of a 1-dose series (Johnson & Johnson) or receiving only one dose of a 2-dose series (Moderna, Pfizer) count once. Persons receiving both doses of a 2-dose series count twice.	

Current status of persons vaccinated for COVID-19 in Florida	
Total people vaccinated	65,493
First dose	11,555
Series completed	53,938
Completed 1-dose series	3,532
Completed 2-dose series	50,406
First dose: current number of people who have only received their first dose of the Moderna or Pfizer vaccine.	
Series complete: current number of people who have received both Moderna or Pfizer vaccine doses or one Johnson & Johnson dose and are considered fully immunized.	

Demographic summary	First dose	Series complete	Total people vaccinated
Age group	11,555	53,938	65,493
16-24 years	1,576	2,611	4,187
25-34 years	1,485	3,132	4,617
35-44 years	1,843	5,193	7,036
45-54 years	1,975	7,804	9,779
55-64 years	2,297	11,801	14,098
65-74 years	1,254	14,233	15,487
75-84 years	788	7,061	7,849
85+ years	337	2,103	2,440
Race	11,555	53,938	65,493
White	6,499	38,149	44,648
Black	1,034	3,852	4,886
American Indian/Alaskan	53	247	300
Other	1,591	5,297	6,888
Unknown	2,378	6,393	8,771
Other race includes Asian, native Hawaiian/Pacific Islander, or other.			
Ethnicity	11,555	53,938	65,493
Hispanic	925	2,994	3,919
Non-Hispanic	6,337	38,763	45,100
Unknown	4,293	12,181	16,474
Gender	11,555	53,938	65,493
Female	6,252	30,858	37,110
Male	5,136	23,075	28,211
Unknown	167	5	172



COVID-19: Collier County vaccine summary

Vaccination data through May 10, 2021 as of May 11, 2021 at 12:05 AM

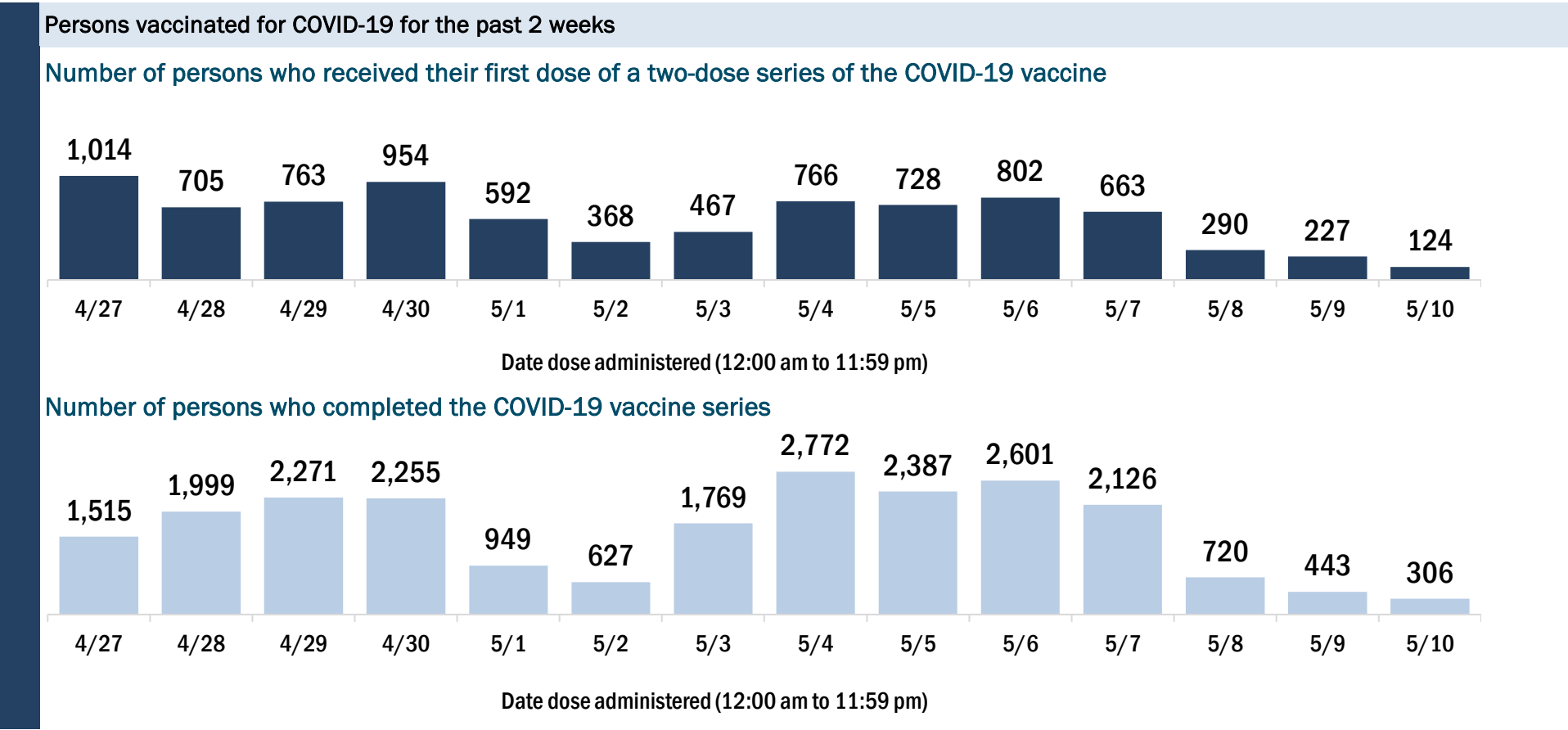
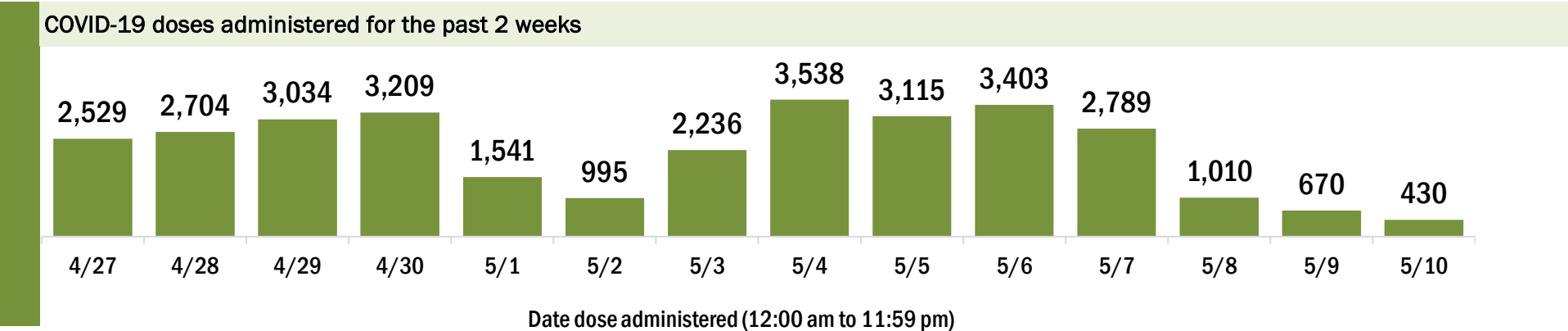
Data in this report are provisional and subject to change.

Data in this summary pertain to COVID-19 vaccines approved by the U.S. Food and Drug Administration and have been issued an Emergency Use Authorization (Janssen COVID-19 Vaccine, Moderna COVID-19 Vaccine and Pfizer-BioNTech COVID-19 Vaccine). These data summarize the number of people who have received either their first dose or have completed the series for a COVID-19 vaccine. **A person can only be counted in one category, first dose or series complete.** For persons receiving Moderna or Pfizer vaccines, once they receive their second dose, they are moved from the first dose column to the series completed column. **Because of this, the total first dose category may show a change from report to report not matching the total receiving their first dose from the previous day.** Persons receiving Johnson & Johnson vaccines will always be counted in the series completed column.

COVID-19 doses for vaccinated persons in Florida	
Doses administered	338,450
People receiving one dose of a 1-dose series (Johnson & Johnson) or receiving only one dose of a 2-dose series (Moderna, Pfizer) count once. Persons receiving both doses of a 2-dose series count twice.	

Current status of persons vaccinated for COVID-19 in Florida	
Total people vaccinated	197,029
First dose	41,781
Series completed	155,248
Completed 1-dose series	13,827
Completed 2-dose series	141,421
First dose: current number of people who have only received their first dose of the Moderna or Pfizer vaccine.	
Series complete: current number of people who have received both Moderna or Pfizer vaccine doses or one Johnson & Johnson dose and are considered fully immunized.	

Demographic summary	First dose	Series complete	Total people vaccinated
Age group	41,781	155,248	197,029
16-24 years	3,601	3,647	7,248
25-34 years	3,908	5,599	9,507
35-44 years	4,977	8,052	13,029
45-54 years	6,262	13,437	19,699
55-64 years	8,292	27,965	36,257
65-74 years	7,669	51,206	58,875
75-84 years	5,102	35,152	40,254
85+ years	1,970	10,190	12,160
Race	41,781	155,248	197,029
White	27,169	102,975	130,144
Black	1,125	2,090	3,215
American Indian/Alaskan	158	476	634
Other	4,710	12,502	17,212
Unknown	8,619	37,205	45,824
Other race includes Asian, native Hawaiian/Pacific Islander, or other.			
Ethnicity	41,781	155,248	197,029
Hispanic	8,240	12,871	21,111
Non-Hispanic	17,028	71,534	88,562
Unknown	16,513	70,843	87,356
Gender	41,781	155,248	197,029
Female	21,882	84,655	106,537
Male	19,655	70,310	89,965
Unknown	244	283	527



COVID-19: Columbia County vaccine summary

Vaccination data through May 10, 2021 as of May 11, 2021 at 12:05 AM

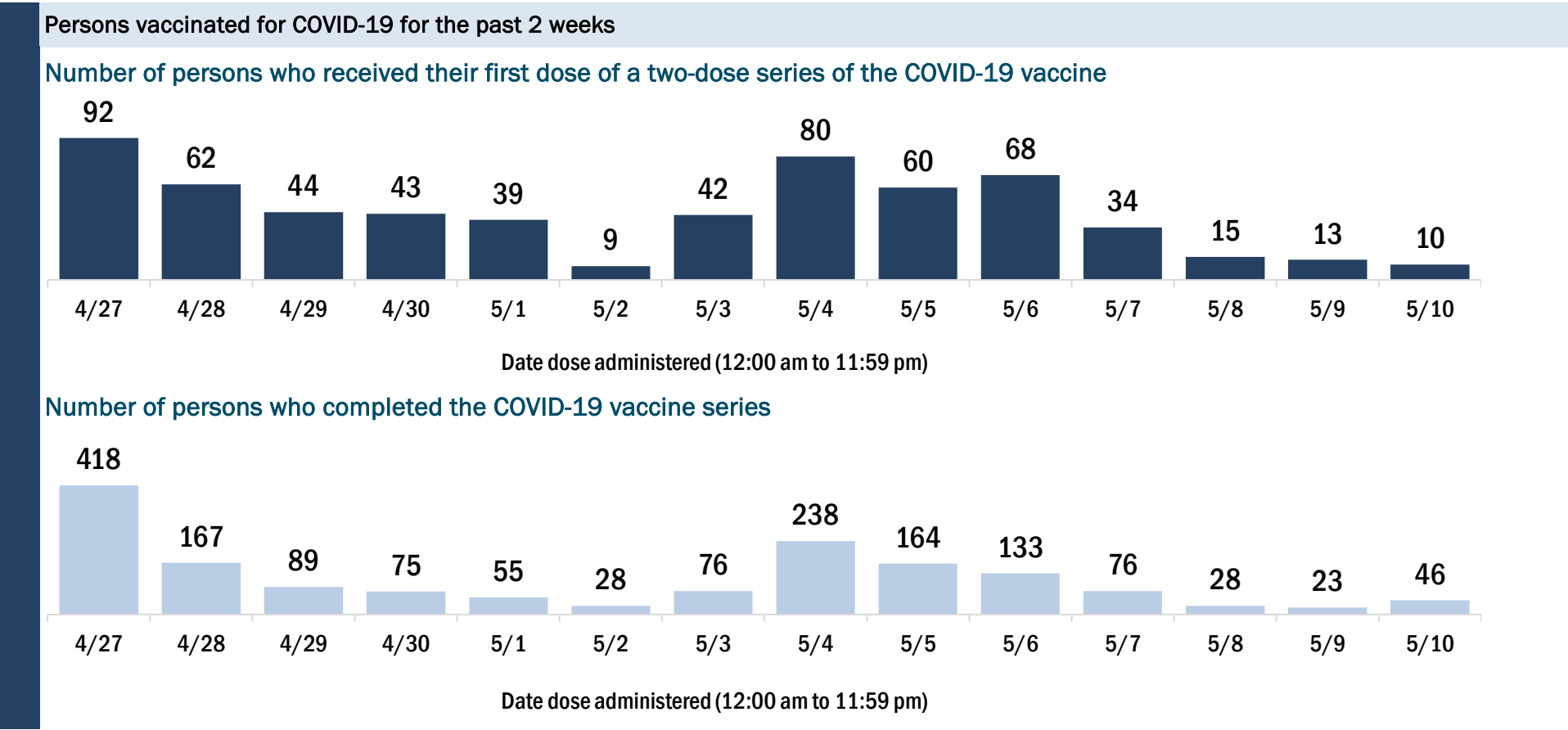
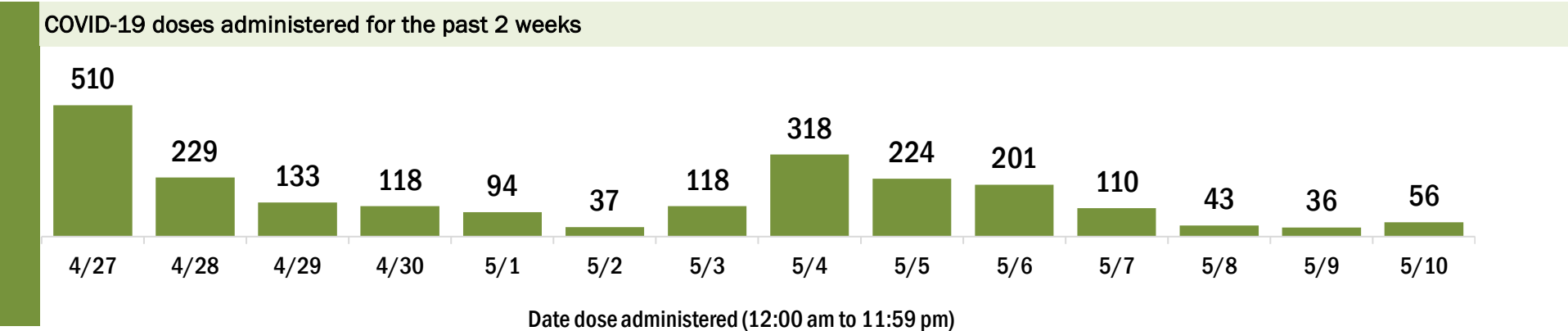
Data in this report are provisional and subject to change.

Data in this summary pertain to COVID-19 vaccines approved by the U.S. Food and Drug Administration and have been issued an Emergency Use Authorization (Janssen COVID-19 Vaccine, Moderna COVID-19 Vaccine and Pfizer-BioNTech COVID-19 Vaccine). These data summarize the number of people who have received either their first dose or have completed the series for a COVID-19 vaccine. **A person can only be counted in one category, first dose or series complete.** For persons receiving Moderna or Pfizer vaccines, once they receive their second dose, they are moved from the first dose column to the series completed column. **Because of this, the total first dose category may show a change from report to report not matching the total receiving their first dose from the previous day.** Persons receiving Johnson & Johnson vaccines will always be counted in the series completed column.

COVID-19 doses for vaccinated persons in Florida	
Doses administered	28,388
People receiving one dose of a 1-dose series (Johnson & Johnson) or receiving only one dose of a 2-dose series (Moderna, Pfizer) count once. Persons receiving both doses of a 2-dose series count twice.	

Current status of persons vaccinated for COVID-19 in Florida	
Total people vaccinated	16,568
First dose	3,040
Series completed	13,528
Completed 1-dose series	1,708
Completed 2-dose series	11,820
First dose: current number of people who have only received their first dose of the Moderna or Pfizer vaccine.	
Series complete: current number of people who have received both Moderna or Pfizer vaccine doses or one Johnson & Johnson dose and are considered fully immunized.	

Demographic summary	First dose	Series complete	Total people vaccinated
Age group	3,040	13,528	16,568
16-24 years	336	444	780
25-34 years	359	566	925
35-44 years	438	887	1,325
45-54 years	556	1,486	2,042
55-64 years	699	2,805	3,504
65-74 years	384	4,240	4,624
75-84 years	201	2,403	2,604
85+ years	67	697	764
Race	3,040	13,528	16,568
White	1,815	9,717	11,532
Black	507	1,517	2,024
American Indian/Alaskan	13	67	80
Other	323	926	1,249
Unknown	382	1,301	1,683
Other race includes Asian, native Hawaiian/Pacific Islander, or other.			
Ethnicity	3,040	13,528	16,568
Hispanic	211	475	686
Non-Hispanic	1,666	9,848	11,514
Unknown	1,163	3,205	4,368
Gender	3,040	13,528	16,568
Female	1,195	7,776	8,971
Male	1,839	5,752	7,591
Unknown	6	0	6



COVID-19: Dade County vaccine summary

Vaccination data through May 10, 2021 as of May 11, 2021 at 12:05 AM

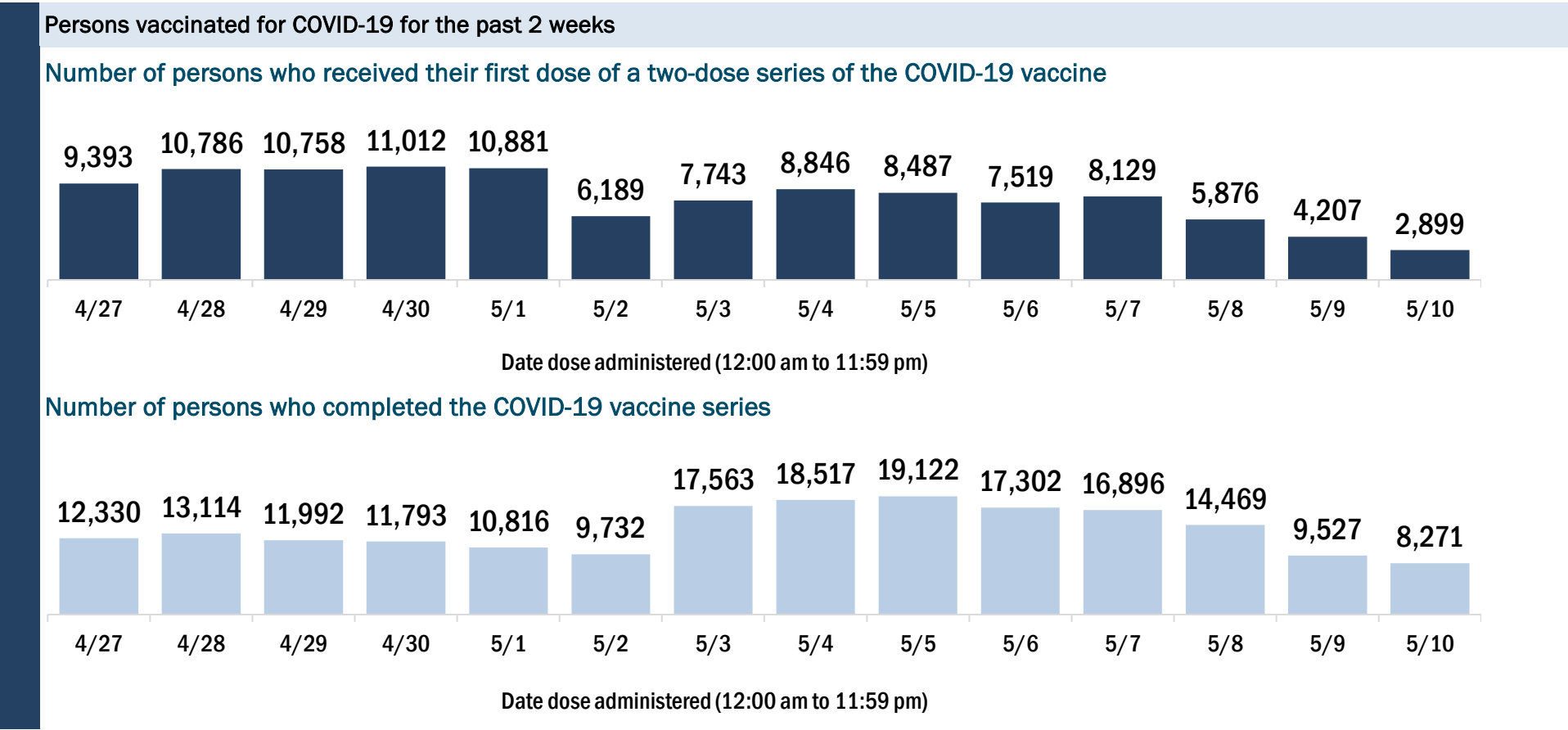
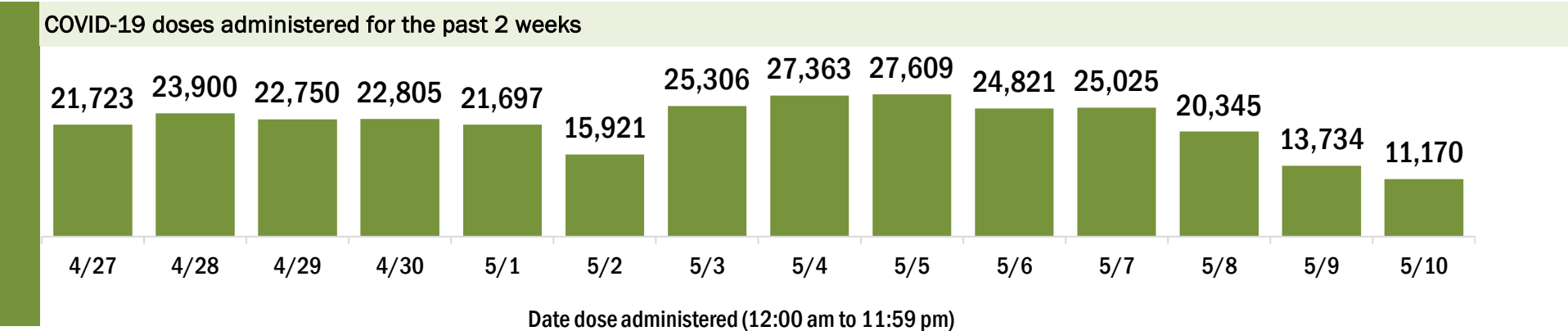
Data in this report are provisional and subject to change.

Data in this summary pertain to COVID-19 vaccines approved by the U.S. Food and Drug Administration and have been issued an Emergency Use Authorization (Janssen COVID-19 Vaccine, Moderna COVID-19 Vaccine and Pfizer-BioNTech COVID-19 Vaccine). These data summarize the number of people who have received either their first dose or have completed the series for a COVID-19 vaccine. **A person can only be counted in one category, first dose or series complete.** For persons receiving Moderna or Pfizer vaccines, once they receive their second dose, they are moved from the first dose column to the series completed column. **Because of this, the total first dose category may show a change from report to report not matching the total receiving their first dose from the previous day.** Persons receiving Johnson & Johnson vaccines will always be counted in the series completed column.

COVID-19 doses for vaccinated persons in Florida	
Doses administered	2,197,539
People receiving one dose of a 1-dose series (Johnson & Johnson) or receiving only one dose of a 2-dose series (Moderna, Pfizer) count once. Persons receiving both doses of a 2-dose series count twice.	

Current status of persons vaccinated for COVID-19 in Florida	
Total people vaccinated	1,336,961
First dose	356,643
Series completed	980,318
Completed 1-dose series	119,740
Completed 2-dose series	860,578
First dose: current number of people who have only received their first dose of the Moderna or Pfizer vaccine.	
Series complete: current number of people who have received both Moderna or Pfizer vaccine doses or one Johnson & Johnson dose and are considered fully immunized.	

Demographic summary	First dose	Series complete	Total people vaccinated
Age group	356,643	980,318	1,336,961
16-24 years	40,091	56,221	96,312
25-34 years	53,034	93,226	146,260
35-44 years	61,169	128,806	189,975
45-54 years	66,929	176,787	243,716
55-64 years	59,716	203,540	263,256
65-74 years	43,194	176,902	220,096
75-84 years	22,700	104,850	127,550
85+ years	9,810	39,986	49,796
Race	356,643	980,318	1,336,961
White	239,416	694,411	933,827
Black	22,894	62,579	85,473
American Indian/Alaskan	1,412	2,228	3,640
Other	43,164	107,131	150,295
Unknown	49,757	113,969	163,726
Other race includes Asian, native Hawaiian/Pacific Islander, or other.			
Ethnicity	356,643	980,318	1,336,961
Hispanic	193,704	491,355	685,059
Non-Hispanic	54,938	203,155	258,093
Unknown	108,001	285,808	393,809
Gender	356,643	980,318	1,336,961
Female	183,465	532,380	715,845
Male	171,094	446,247	617,341
Unknown	2,084	1,691	3,775



COVID-19: Desoto County vaccine summary

Vaccination data through May 10, 2021 as of May 11, 2021 at 12:05 AM

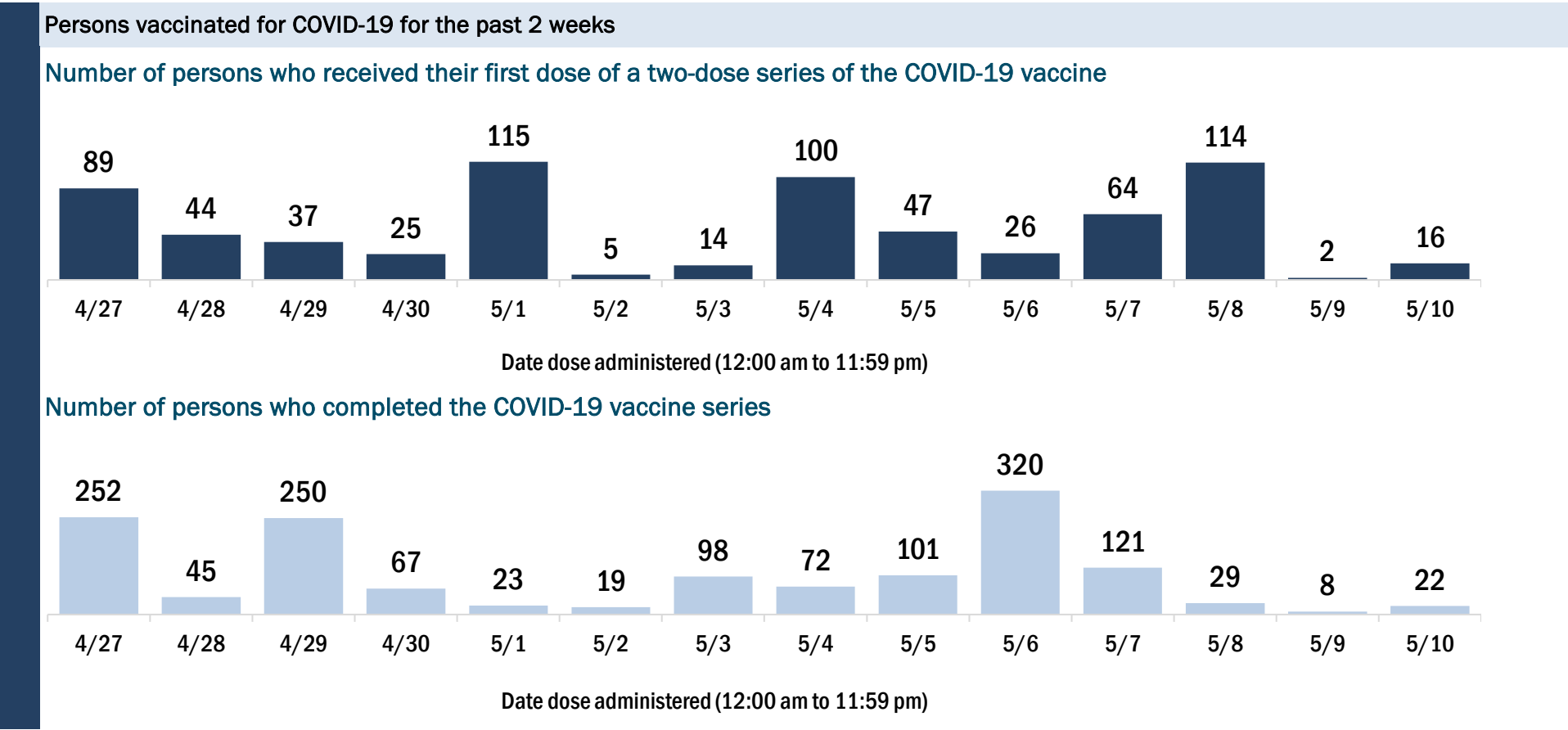
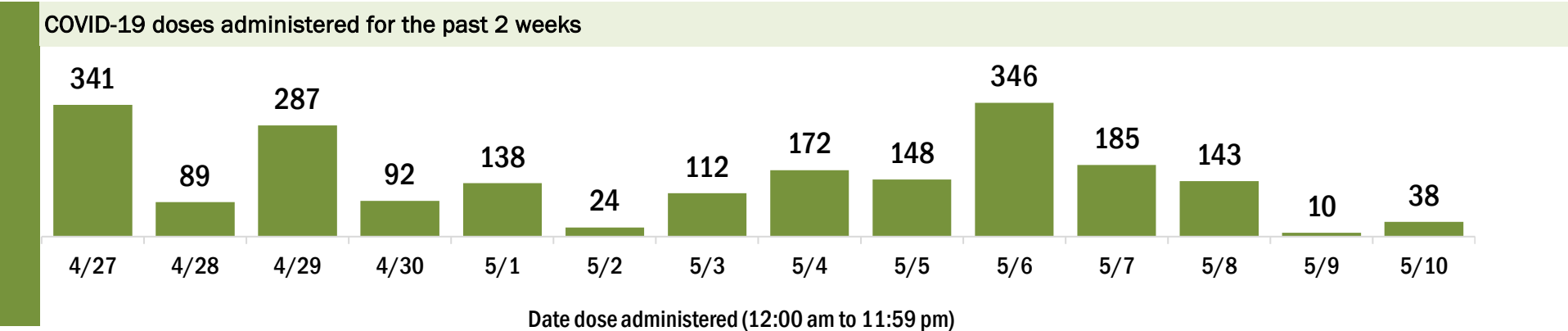
Data in this report are provisional and subject to change.

Data in this summary pertain to COVID-19 vaccines approved by the U.S. Food and Drug Administration and have been issued an Emergency Use Authorization (Janssen COVID-19 Vaccine, Moderna COVID-19 Vaccine and Pfizer-BioNTech COVID-19 Vaccine). These data summarize the number of people who have received either their first dose or have completed the series for a COVID-19 vaccine. **A person can only be counted in one category, first dose or series complete.** For persons receiving Moderna or Pfizer vaccines, once they receive their second dose, they are moved from the first dose column to the series completed column. **Because of this, the total first dose category may show a change from report to report not matching the total receiving their first dose from the previous day.** Persons receiving Johnson & Johnson vaccines will always be counted in the series completed column.

COVID-19 doses for vaccinated persons in Florida	
Doses administered	19,853
People receiving one dose of a 1-dose series (Johnson & Johnson) or receiving only one dose of a 2-dose series (Moderna, Pfizer) count once. Persons receiving both doses of a 2-dose series count twice.	

Current status of persons vaccinated for COVID-19 in Florida	
Total people vaccinated	12,405
First dose	4,353
Series completed	8,052
Completed 1-dose series	604
Completed 2-dose series	7,448
First dose: current number of people who have only received their first dose of the Moderna or Pfizer vaccine.	
Series complete: current number of people who have received both Moderna or Pfizer vaccine doses or one Johnson & Johnson dose and are considered fully immunized.	

Demographic summary	First dose	Series complete	Total people vaccinated
Age group	4,353	8,052	12,405
16-24 years	388	194	582
25-34 years	609	325	934
35-44 years	710	447	1,157
45-54 years	790	710	1,500
55-64 years	863	1,423	2,286
65-74 years	576	2,741	3,317
75-84 years	330	1,792	2,122
85+ years	87	420	507
Race	4,353	8,052	12,405
White	1,943	5,797	7,740
Black	429	439	868
American Indian/Alaskan	13	35	48
Other	1,208	780	1,988
Unknown	760	1,001	1,761
Other race includes Asian, native Hawaiian/Pacific Islander, or other.			
Ethnicity	4,353	8,052	12,405
Hispanic	1,415	848	2,263
Non-Hispanic	1,697	4,045	5,742
Unknown	1,241	3,159	4,400
Gender	4,353	8,052	12,405
Female	1,383	4,308	5,691
Male	2,970	3,743	6,713
Unknown	0	1	1



COVID-19: Dixie County vaccine summary

Vaccination data through May 10, 2021 as of May 11, 2021 at 12:05 AM

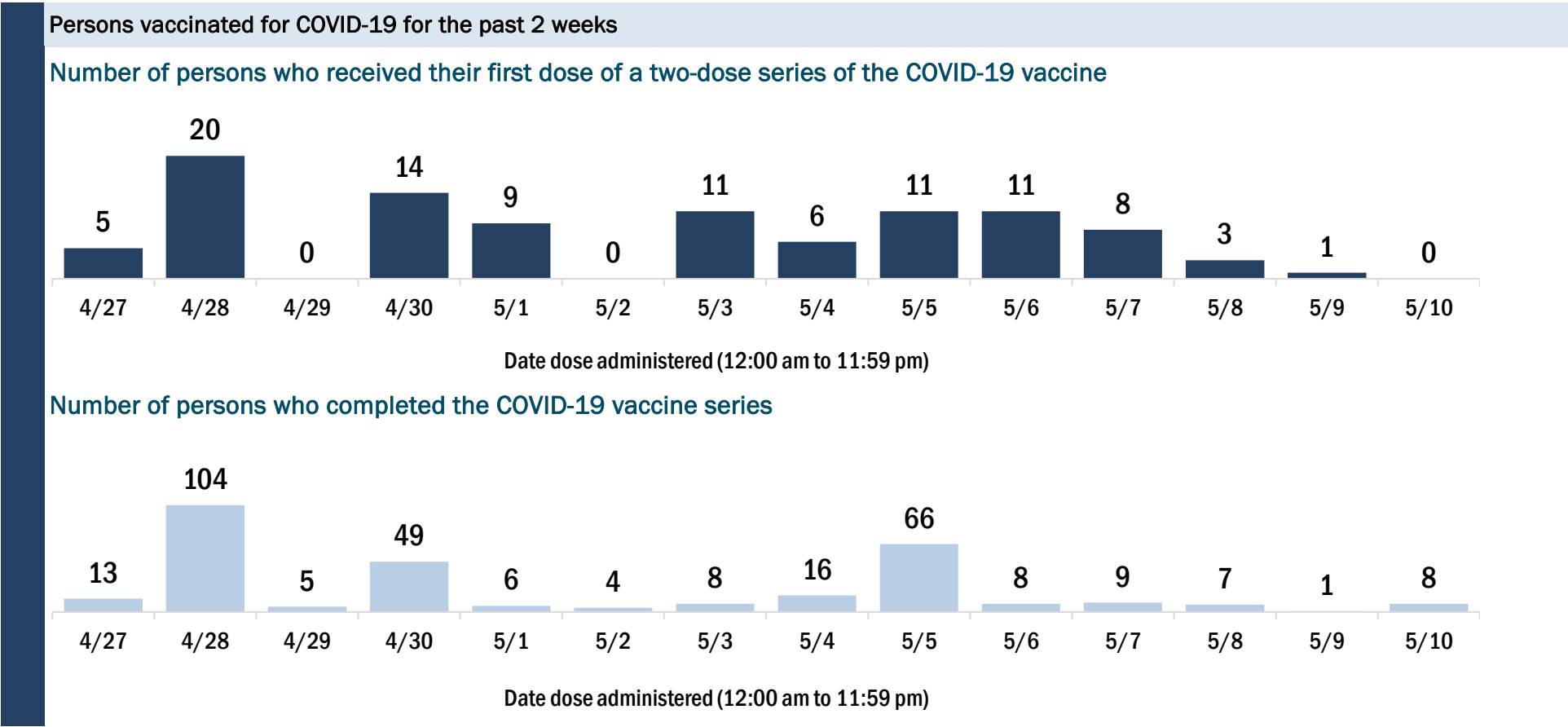
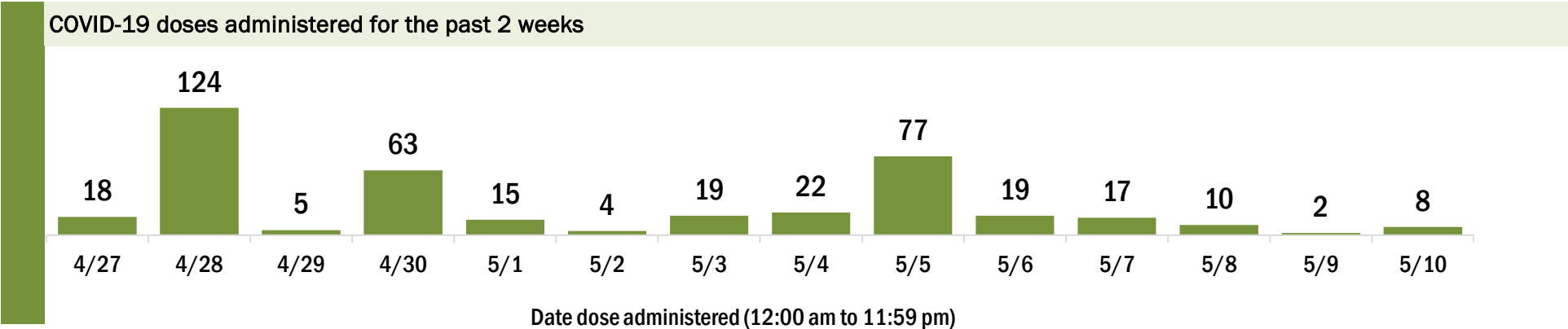
Data in this report are provisional and subject to change.

Data in this summary pertain to COVID-19 vaccines approved by the U.S. Food and Drug Administration and have been issued an Emergency Use Authorization (Janssen COVID-19 Vaccine, Moderna COVID-19 Vaccine and Pfizer-BioNTech COVID-19 Vaccine). These data summarize the number of people who have received either their first dose or have completed the series for a COVID-19 vaccine. **A person can only be counted in one category, first dose or series complete.** For persons receiving Moderna or Pfizer vaccines, once they receive their second dose, they are moved from the first dose column to the series completed column. **Because of this, the total first dose category may show a change from report to report not matching the total receiving their first dose from the previous day.** Persons receiving Johnson & Johnson vaccines will always be counted in the series completed column.

COVID-19 doses for vaccinated persons in Florida	
Doses administered	6,358
People receiving one dose of a 1-dose series (Johnson & Johnson) or receiving only one dose of a 2-dose series (Moderna, Pfizer) count once. Persons receiving both doses of a 2-dose series count twice.	

Current status of persons vaccinated for COVID-19 in Florida	
Total people vaccinated	3,864
First dose	987
Series completed	2,877
Completed 1-dose series	383
Completed 2-dose series	2,494
First dose: current number of people who have only received their first dose of the Moderna or Pfizer vaccine.	
Series complete: current number of people who have received both Moderna or Pfizer vaccine doses or one Johnson & Johnson dose and are considered fully immunized.	

Demographic summary	First dose	Series complete	Total people vaccinated
Age group	987	2,877	3,864
16-24 years	39	40	79
25-34 years	81	50	131
35-44 years	201	104	305
45-54 years	237	206	443
55-64 years	256	637	893
65-74 years	104	1,083	1,187
75-84 years	52	606	658
85+ years	17	151	168
Race	987	2,877	3,864
White	677	2,516	3,193
Black	239	121	360
American Indian/Alaskan	4	16	20
Other	36	81	117
Unknown	31	143	174
Other race includes Asian, native Hawaiian/Pacific Islander, or other.			
Ethnicity	987	2,877	3,864
Hispanic	35	57	92
Non-Hispanic	811	2,205	3,016
Unknown	141	615	756
Gender	987	2,877	3,864
Female	206	1,513	1,719
Male	781	1,364	2,145
Unknown	0	0	0



COVID-19: Duval County vaccine summary

Vaccination data through May 10, 2021 as of May 11, 2021 at 12:05 AM

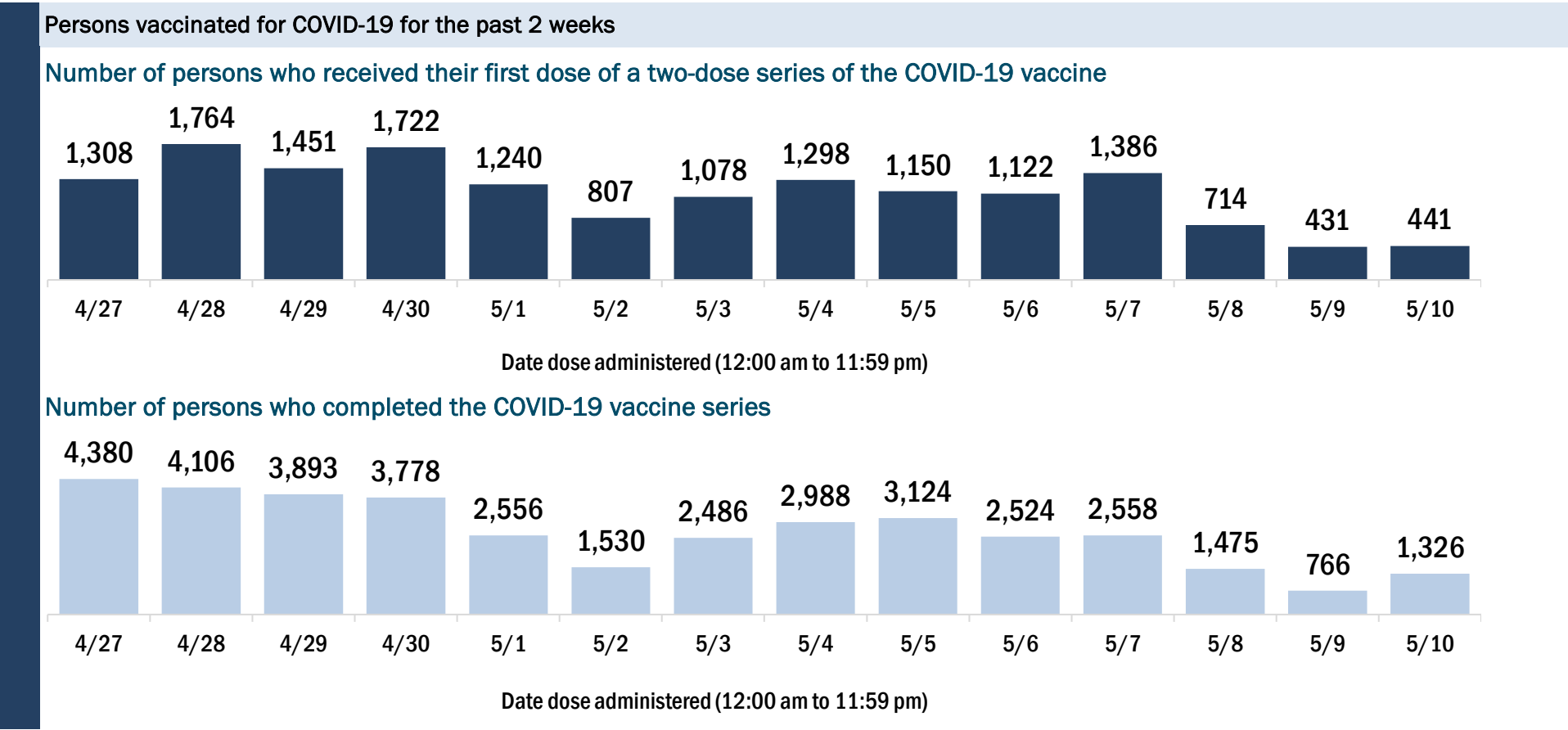
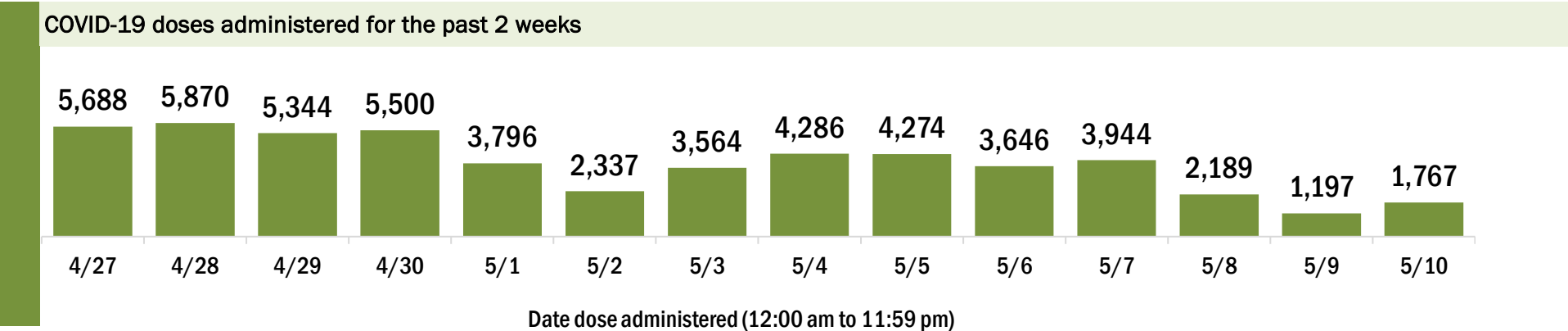
Data in this report are provisional and subject to change.

Data in this summary pertain to COVID-19 vaccines approved by the U.S. Food and Drug Administration and have been issued an Emergency Use Authorization (Janssen COVID-19 Vaccine, Moderna COVID-19 Vaccine and Pfizer-BioNTech COVID-19 Vaccine). These data summarize the number of people who have received either their first dose or have completed the series for a COVID-19 vaccine. **A person can only be counted in one category, first dose or series complete.** For persons receiving Moderna or Pfizer vaccines, once they receive their second dose, they are moved from the first dose column to the series completed column. **Because of this, the total first dose category may show a change from report to report not matching the total receiving their first dose from the previous day.** Persons receiving Johnson & Johnson vaccines will always be counted in the series completed column.

COVID-19 doses for vaccinated persons in Florida	
Doses administered	588,239
People receiving one dose of a 1-dose series (Johnson & Johnson) or receiving only one dose of a 2-dose series (Moderna, Pfizer) count once. Persons receiving both doses of a 2-dose series count twice.	

Current status of persons vaccinated for COVID-19 in Florida	
Total people vaccinated	339,925
First dose	65,430
Series completed	274,495
Completed 1-dose series	26,181
Completed 2-dose series	248,314
First dose: current number of people who have only received their first dose of the Moderna or Pfizer vaccine.	
Series complete: current number of people who have received both Moderna or Pfizer vaccine doses or one Johnson & Johnson dose and are considered fully immunized.	

Demographic summary	First dose	Series complete	Total people vaccinated
Age group	65,430	274,495	339,925
16-24 years	7,699	13,829	21,528
25-34 years	9,941	27,348	37,289
35-44 years	9,980	32,817	42,797
45-54 years	9,865	42,174	52,039
55-64 years	11,018	60,687	71,705
65-74 years	10,476	60,804	71,280
75-84 years	4,450	27,405	31,855
85+ years	2,001	9,431	11,432
Race	65,430	274,495	339,925
White	31,816	158,509	190,325
Black	10,243	45,736	55,979
American Indian/Alaskan	203	684	887
Other	10,297	35,570	45,867
Unknown	12,871	33,996	46,867
Other race includes Asian, native Hawaiian/Pacific Islander, or other.			
Ethnicity	65,430	274,495	339,925
Hispanic	5,436	16,180	21,616
Non-Hispanic	39,371	197,083	236,454
Unknown	20,623	61,232	81,855
Gender	65,430	274,495	339,925
Female	33,691	155,533	189,224
Male	29,297	118,785	148,082
Unknown	2,442	177	2,619



COVID-19: Escambia County vaccine summary

Vaccination data through May 10, 2021 as of May 11, 2021 at 12:05 AM

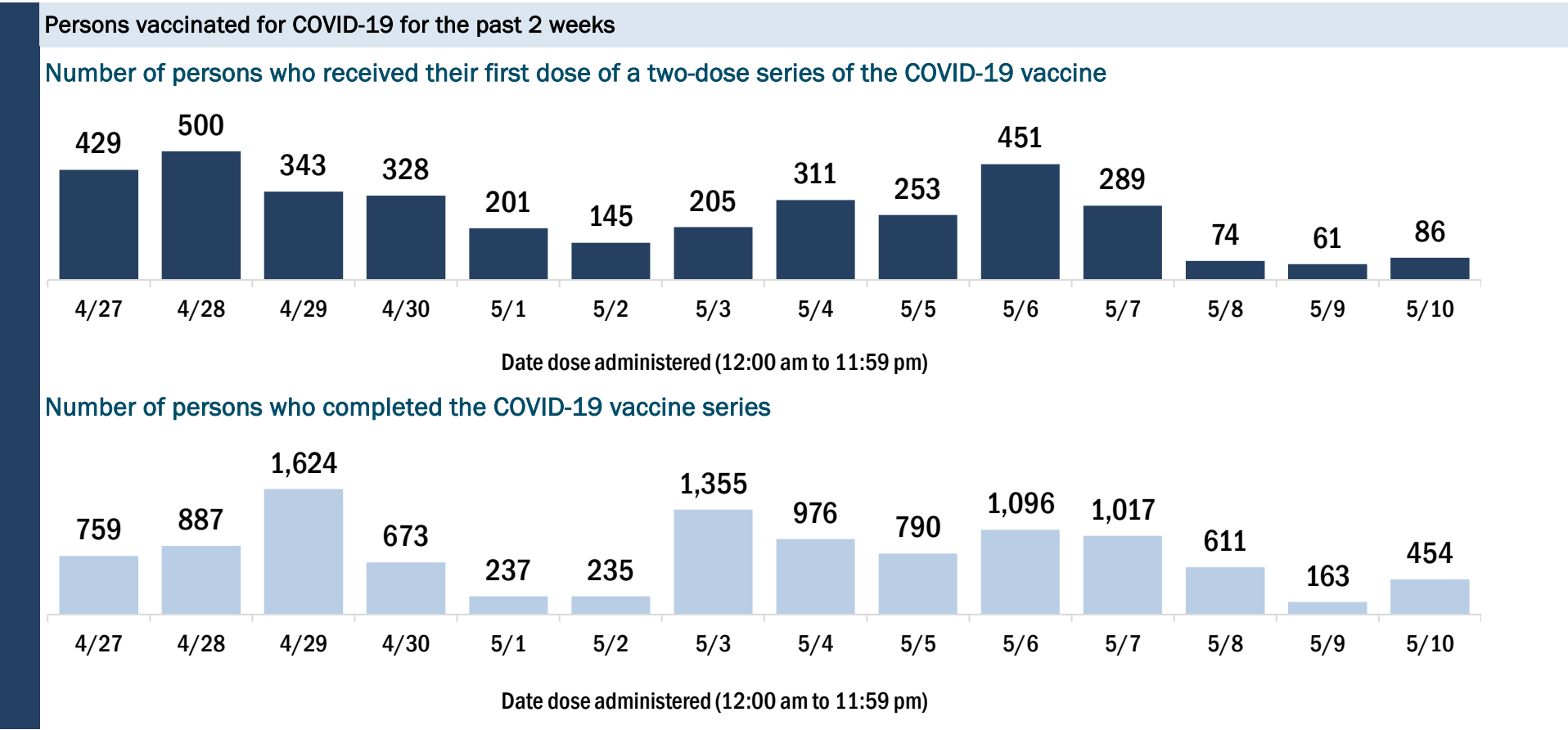
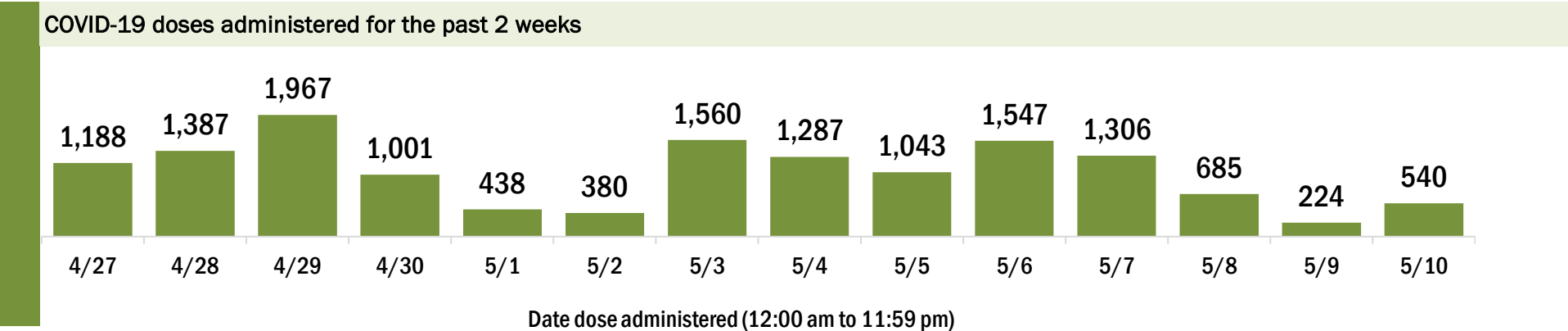
Data in this report are provisional and subject to change.

Data in this summary pertain to COVID-19 vaccines approved by the U.S. Food and Drug Administration and have been issued an Emergency Use Authorization (Janssen COVID-19 Vaccine, Moderna COVID-19 Vaccine and Pfizer-BioNTech COVID-19 Vaccine). These data summarize the number of people who have received either their first dose or have completed the series for a COVID-19 vaccine. **A person can only be counted in one category, first dose or series complete.** For persons receiving Moderna or Pfizer vaccines, once they receive their second dose, they are moved from the first dose column to the series completed column. **Because of this, the total first dose category may show a change from report to report not matching the total receiving their first dose from the previous day.** Persons receiving Johnson & Johnson vaccines will always be counted in the series completed column.

COVID-19 doses for vaccinated persons in Florida	
Doses administered	172,515
People receiving one dose of a 1-dose series (Johnson & Johnson) or receiving only one dose of a 2-dose series (Moderna, Pfizer) count once. Persons receiving both doses of a 2-dose series count twice.	

Current status of persons vaccinated for COVID-19 in Florida	
Total people vaccinated	100,923
First dose	21,591
Series completed	79,332
Completed 1-dose series	7,740
Completed 2-dose series	71,592
First dose: current number of people who have only received their first dose of the Moderna or Pfizer vaccine.	
Series complete: current number of people who have received both Moderna or Pfizer vaccine doses or one Johnson & Johnson dose and are considered fully immunized.	

Demographic summary	First dose	Series complete	Total people vaccinated
Age group	21,591	79,332	100,923
16-24 years	2,470	3,295	5,765
25-34 years	3,171	5,773	8,944
35-44 years	2,788	6,876	9,664
45-54 years	2,980	9,900	12,880
55-64 years	3,829	17,732	21,561
65-74 years	3,619	20,777	24,396
75-84 years	1,948	11,025	12,973
85+ years	786	3,954	4,740
Race	21,591	79,332	100,923
White	11,098	48,420	59,518
Black	3,226	11,510	14,736
American Indian/Alaskan	123	586	709
Other	2,199	7,497	9,696
Unknown	4,945	11,319	16,264
Other race includes Asian, native Hawaiian/Pacific Islander, or other.			
Ethnicity	21,591	79,332	100,923
Hispanic	952	2,213	3,165
Non-Hispanic	12,582	55,839	68,421
Unknown	8,057	21,280	29,337
Gender	21,591	79,332	100,923
Female	11,719	46,028	57,747
Male	9,809	33,216	43,025
Unknown	63	88	151



COVID-19: Flagler County vaccine summary

Vaccination data through May 10, 2021 as of May 11, 2021 at 12:05 AM

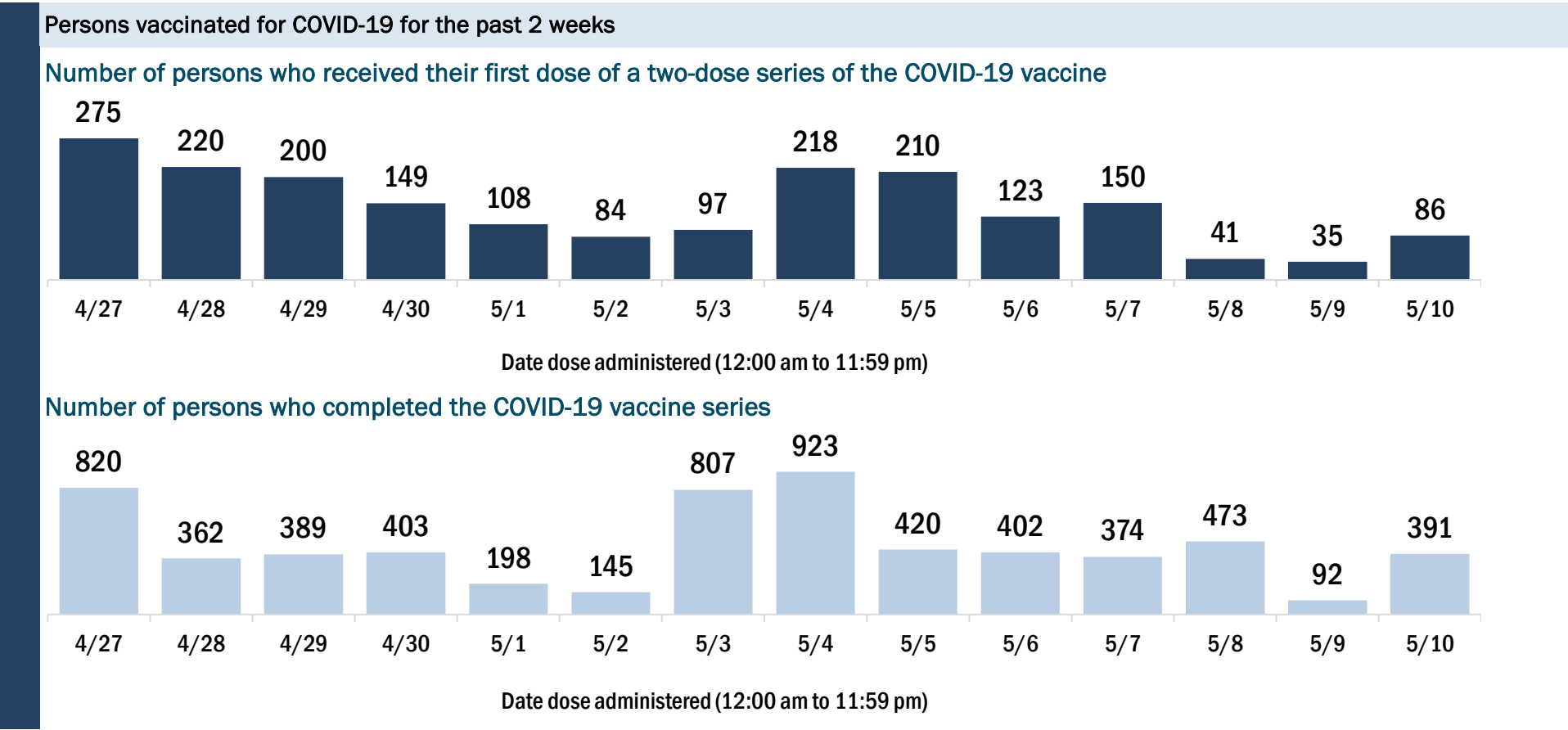
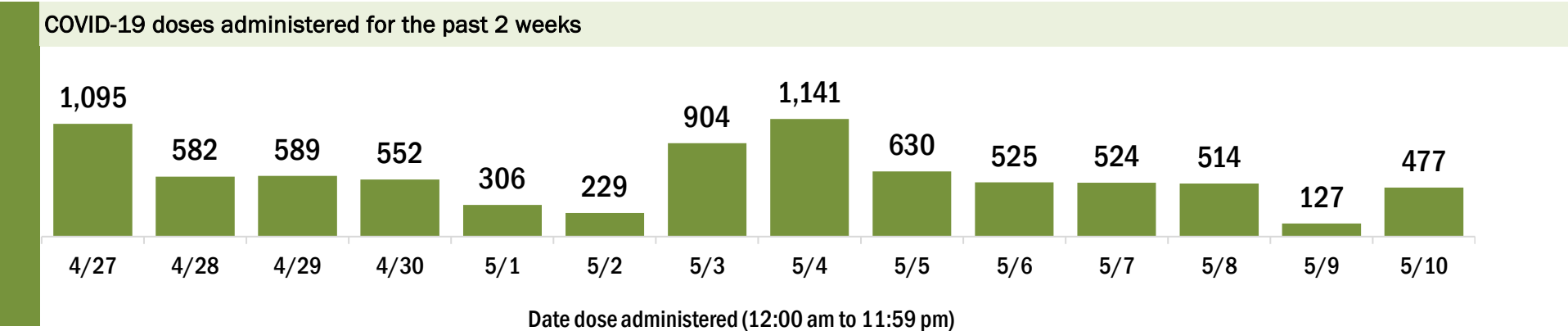
Data in this report are provisional and subject to change.

Data in this summary pertain to COVID-19 vaccines approved by the U.S. Food and Drug Administration and have been issued an Emergency Use Authorization (Janssen COVID-19 Vaccine, Moderna COVID-19 Vaccine and Pfizer-BioNTech COVID-19 Vaccine). These data summarize the number of people who have received either their first dose or have completed the series for a COVID-19 vaccine. **A person can only be counted in one category, first dose or series complete.** For persons receiving Moderna or Pfizer vaccines, once they receive their second dose, they are moved from the first dose column to the series completed column. **Because of this, the total first dose category may show a change from report to report not matching the total receiving their first dose from the previous day.** Persons receiving Johnson & Johnson vaccines will always be counted in the series completed column.

COVID-19 doses for vaccinated persons in Florida	
Doses administered	93,424
People receiving one dose of a 1-dose series (Johnson & Johnson) or receiving only one dose of a 2-dose series (Moderna, Pfizer) count once. Persons receiving both doses of a 2-dose series count twice.	

Current status of persons vaccinated for COVID-19 in Florida	
Total people vaccinated	53,244
First dose	10,445
Series completed	42,799
Completed 1-dose series	2,619
Completed 2-dose series	40,180
First dose: current number of people who have only received their first dose of the Moderna or Pfizer vaccine.	
Series complete: current number of people who have received both Moderna or Pfizer vaccine doses or one Johnson & Johnson dose and are considered fully immunized.	

Demographic summary	First dose	Series complete	Total people vaccinated
Age group	10,445	42,799	53,244
16-24 years	976	1,048	2,024
25-34 years	887	1,350	2,237
35-44 years	1,187	2,321	3,508
45-54 years	1,590	4,102	5,692
55-64 years	2,352	8,346	10,698
65-74 years	1,867	14,767	16,634
75-84 years	1,154	8,526	9,680
85+ years	432	2,339	2,771
Race	10,445	42,799	53,244
White	6,337	29,031	35,368
Black	777	2,821	3,598
American Indian/Alaskan	75	246	321
Other	1,011	3,880	4,891
Unknown	2,245	6,821	9,066
Other race includes Asian, native Hawaiian/Pacific Islander, or other.			
Ethnicity	10,445	42,799	53,244
Hispanic	1,051	2,720	3,771
Non-Hispanic	5,881	26,225	32,106
Unknown	3,513	13,854	17,367
Gender	10,445	42,799	53,244
Female	5,491	23,911	29,402
Male	4,883	18,697	23,580
Unknown	71	191	262



COVID-19: Franklin County vaccine summary

Vaccination data through May 10, 2021 as of May 11, 2021 at 12:05 AM

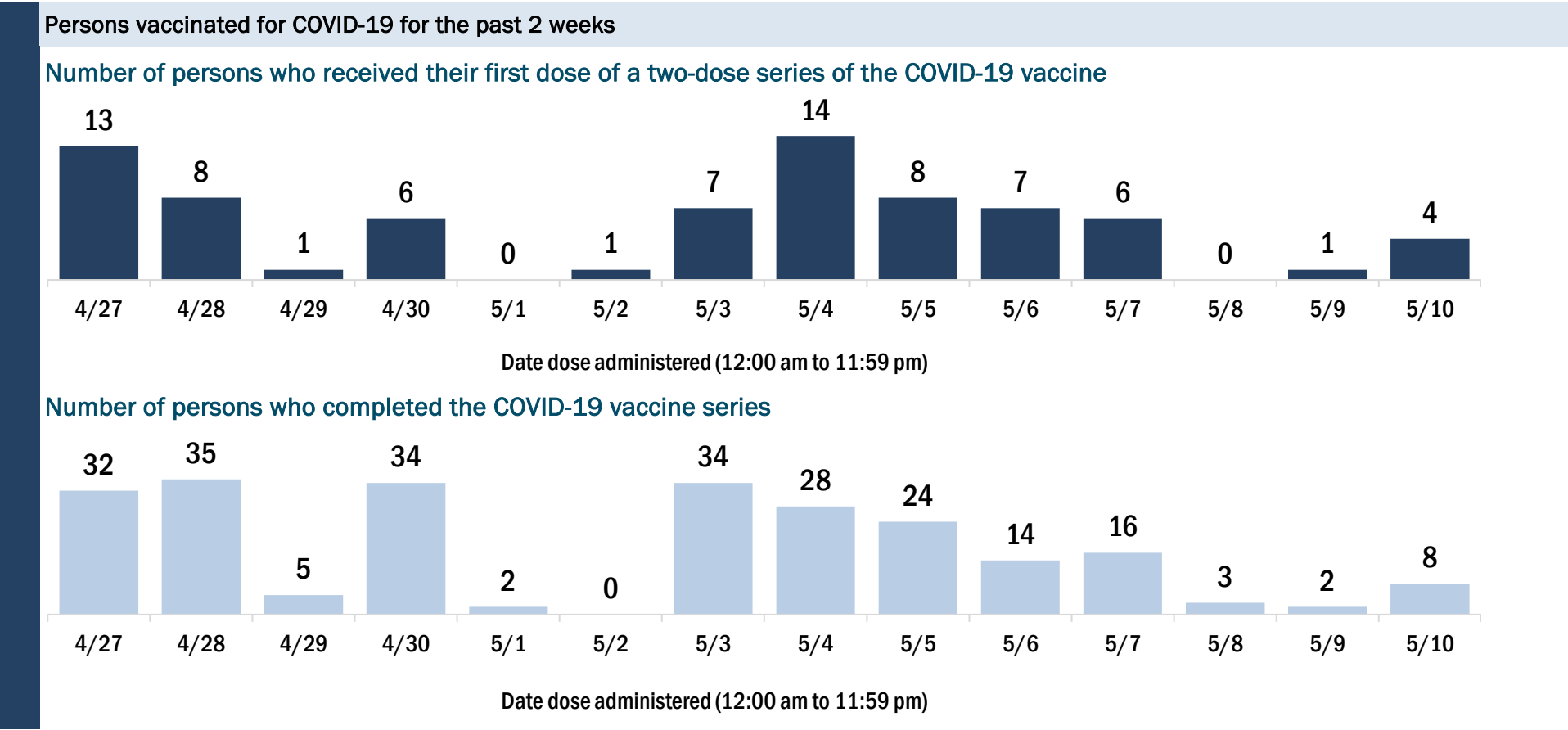
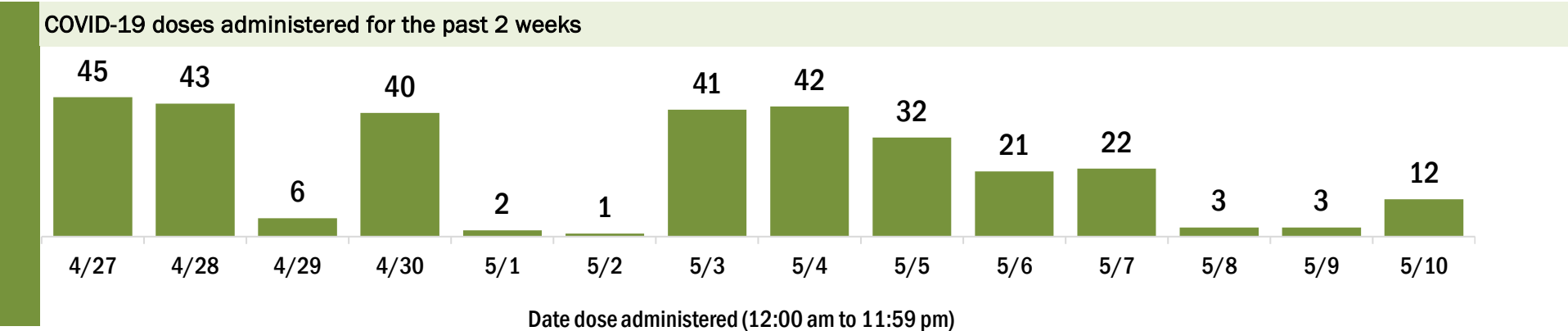
Data in this report are provisional and subject to change.

Data in this summary pertain to COVID-19 vaccines approved by the U.S. Food and Drug Administration and have been issued an Emergency Use Authorization (Janssen COVID-19 Vaccine, Moderna COVID-19 Vaccine and Pfizer-BioNTech COVID-19 Vaccine). These data summarize the number of people who have received either their first dose or have completed the series for a COVID-19 vaccine. **A person can only be counted in one category, first dose or series complete.** For persons receiving Moderna or Pfizer vaccines, once they receive their second dose, they are moved from the first dose column to the series completed column. **Because of this, the total first dose category may show a change from report to report not matching the total receiving their first dose from the previous day.** Persons receiving Johnson & Johnson vaccines will always be counted in the series completed column.

COVID-19 doses for vaccinated persons in Florida	
Doses administered	7,273
People receiving one dose of a 1-dose series (Johnson & Johnson) or receiving only one dose of a 2-dose series (Moderna, Pfizer) count once. Persons receiving both doses of a 2-dose series count twice.	

Current status of persons vaccinated for COVID-19 in Florida	
Total people vaccinated	4,087
First dose	800
Series completed	3,287
Completed 1-dose series	101
Completed 2-dose series	3,186
First dose: current number of people who have only received their first dose of the Moderna or Pfizer vaccine.	
Series complete: current number of people who have received both Moderna or Pfizer vaccine doses or one Johnson & Johnson dose and are considered fully immunized.	

Demographic summary	First dose	Series complete	Total people vaccinated
Age group	800	3,287	4,087
16-24 years	31	33	64
25-34 years	116	72	188
35-44 years	144	122	266
45-54 years	147	277	424
55-64 years	171	727	898
65-74 years	133	1,320	1,453
75-84 years	45	615	660
85+ years	13	121	134
Race	800	3,287	4,087
White	543	2,936	3,479
Black	177	154	331
American Indian/Alaskan	0	9	9
Other	31	127	158
Unknown	49	61	110
Other race includes Asian, native Hawaiian/Pacific Islander, or other.			
Ethnicity	800	3,287	4,087
Hispanic	12	50	62
Non-Hispanic	378	2,826	3,204
Unknown	410	411	821
Gender	800	3,287	4,087
Female	233	1,743	1,976
Male	567	1,544	2,111
Unknown	0	0	0



COVID-19: Gadsden County vaccine summary

Vaccination data through May 10, 2021 as of May 11, 2021 at 12:05 AM

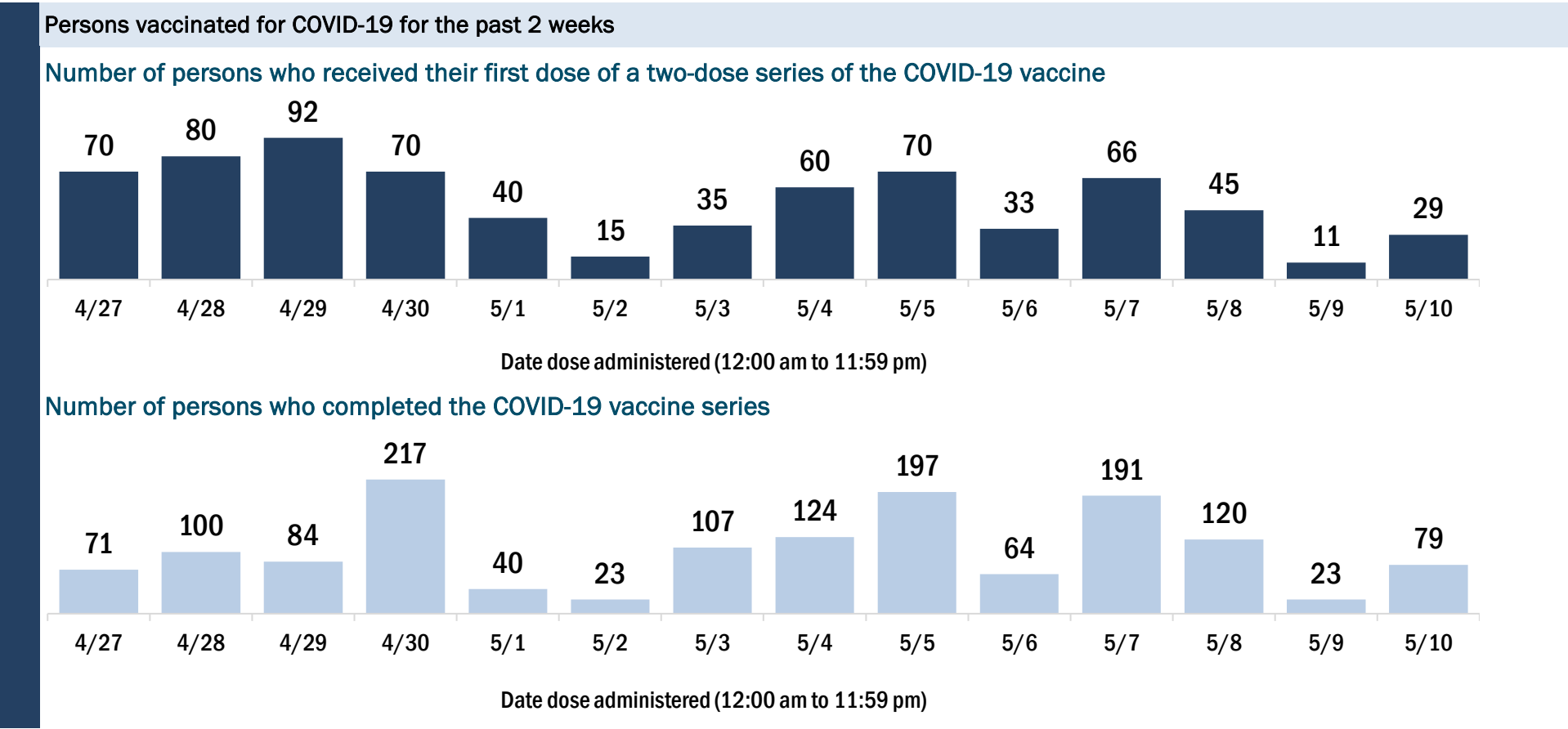
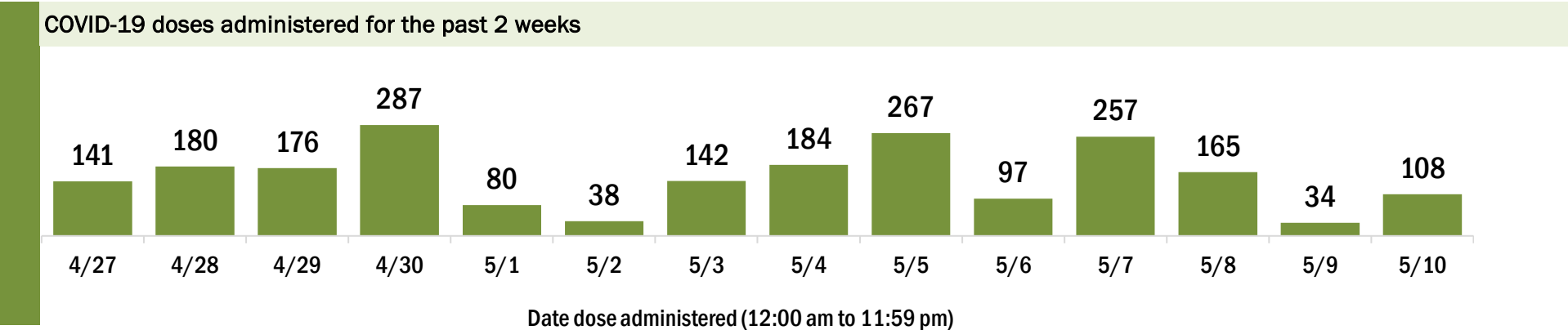
Data in this report are provisional and subject to change.

Data in this summary pertain to COVID-19 vaccines approved by the U.S. Food and Drug Administration and have been issued an Emergency Use Authorization (Janssen COVID-19 Vaccine, Moderna COVID-19 Vaccine and Pfizer-BioNTech COVID-19 Vaccine). These data summarize the number of people who have received either their first dose or have completed the series for a COVID-19 vaccine. **A person can only be counted in one category, first dose or series complete.** For persons receiving Moderna or Pfizer vaccines, once they receive their second dose, they are moved from the first dose column to the series completed column. **Because of this, the total first dose category may show a change from report to report not matching the total receiving their first dose from the previous day.** Persons receiving Johnson & Johnson vaccines will always be counted in the series completed column.

COVID-19 doses for vaccinated persons in Florida	
Doses administered	29,401
People receiving one dose of a 1-dose series (Johnson & Johnson) or receiving only one dose of a 2-dose series (Moderna, Pfizer) count once. Persons receiving both doses of a 2-dose series count twice.	

Current status of persons vaccinated for COVID-19 in Florida	
Total people vaccinated	17,245
First dose	3,260
Series completed	13,985
Completed 1-dose series	1,829
Completed 2-dose series	12,156
First dose: current number of people who have only received their first dose of the Moderna or Pfizer vaccine.	
Series complete: current number of people who have received both Moderna or Pfizer vaccine doses or one Johnson & Johnson dose and are considered fully immunized.	

Demographic summary	First dose	Series complete	Total people vaccinated
Age group	3,260	13,985	17,245
16-24 years	287	354	641
25-34 years	353	816	1,169
35-44 years	596	1,385	1,981
45-54 years	687	2,057	2,744
55-64 years	663	3,248	3,911
65-74 years	412	3,771	4,183
75-84 years	194	1,767	1,961
85+ years	68	587	655
Race	3,260	13,985	17,245
White	909	5,097	6,006
Black	1,365	6,084	7,449
American Indian/Alaskan	10	32	42
Other	524	1,885	2,409
Unknown	452	887	1,339
Other race includes Asian, native Hawaiian/Pacific Islander, or other.			
Ethnicity	3,260	13,985	17,245
Hispanic	477	678	1,155
Non-Hispanic	1,988	10,869	12,857
Unknown	795	2,438	3,233
Gender	3,260	13,985	17,245
Female	1,563	8,631	10,194
Male	1,697	5,354	7,051
Unknown	0	0	0



COVID-19: Gilchrist County vaccine summary

Vaccination data through May 10, 2021 as of May 11, 2021 at 12:05 AM

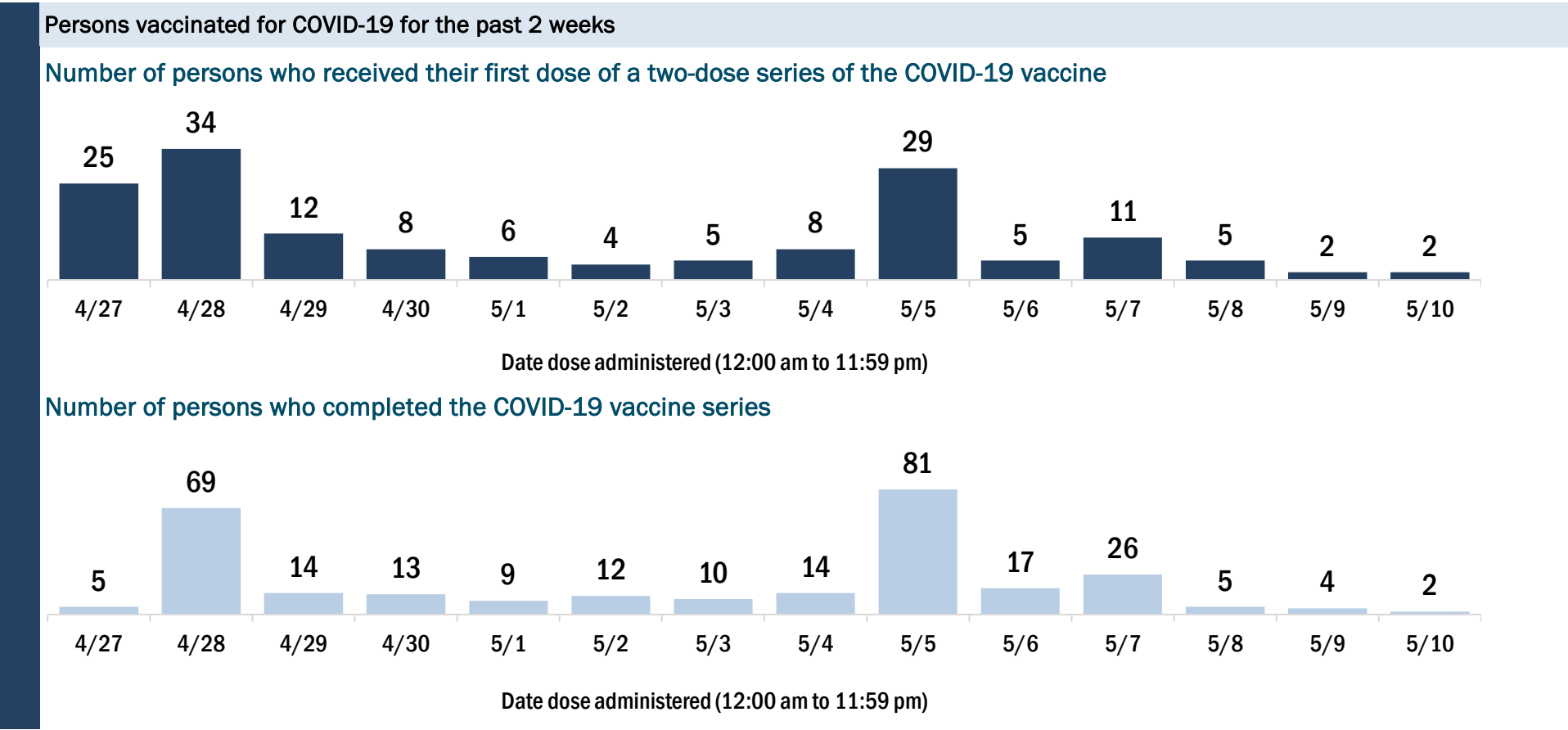
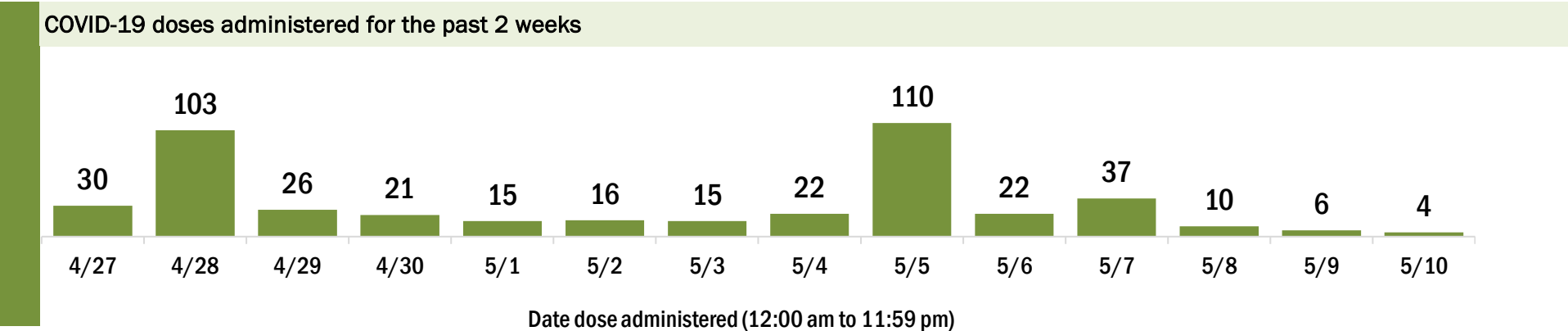
Data in this report are provisional and subject to change.

Data in this summary pertain to COVID-19 vaccines approved by the U.S. Food and Drug Administration and have been issued an Emergency Use Authorization (Janssen COVID-19 Vaccine, Moderna COVID-19 Vaccine and Pfizer-BioNTech COVID-19 Vaccine). These data summarize the number of people who have received either their first dose or have completed the series for a COVID-19 vaccine. **A person can only be counted in one category, first dose or series complete.** For persons receiving Moderna or Pfizer vaccines, once they receive their second dose, they are moved from the first dose column to the series completed column. **Because of this, the total first dose category may show a change from report to report not matching the total receiving their first dose from the previous day.** Persons receiving Johnson & Johnson vaccines will always be counted in the series completed column.

COVID-19 doses for vaccinated persons in Florida	
Doses administered	6,784
People receiving one dose of a 1-dose series (Johnson & Johnson) or receiving only one dose of a 2-dose series (Moderna, Pfizer) count once. Persons receiving both doses of a 2-dose series count twice.	

Current status of persons vaccinated for COVID-19 in Florida	
Total people vaccinated	3,989
First dose	741
Series completed	3,248
Completed 1-dose series	453
Completed 2-dose series	2,795
First dose: current number of people who have only received their first dose of the Moderna or Pfizer vaccine.	
Series complete: current number of people who have received both Moderna or Pfizer vaccine doses or one Johnson & Johnson dose and are considered fully immunized.	

Demographic summary	First dose	Series complete	Total people vaccinated
Age group	741	3,248	3,989
16-24 years	48	78	126
25-34 years	63	114	177
35-44 years	120	166	286
45-54 years	125	332	457
55-64 years	185	688	873
65-74 years	135	1,034	1,169
75-84 years	47	632	679
85+ years	18	204	222
Race	741	3,248	3,989
White	523	2,393	2,916
Black	49	54	103
American Indian/Alaskan	5	12	17
Other	57	240	297
Unknown	107	549	656
Other race includes Asian, native Hawaiian/Pacific Islander, or other.			
Ethnicity	741	3,248	3,989
Hispanic	50	86	136
Non-Hispanic	385	1,573	1,958
Unknown	306	1,589	1,895
Gender	741	3,248	3,989
Female	363	1,876	2,239
Male	378	1,371	1,749
Unknown	0	1	1



COVID-19: Glades County vaccine summary

Vaccination data through May 10, 2021 as of May 11, 2021 at 12:05 AM

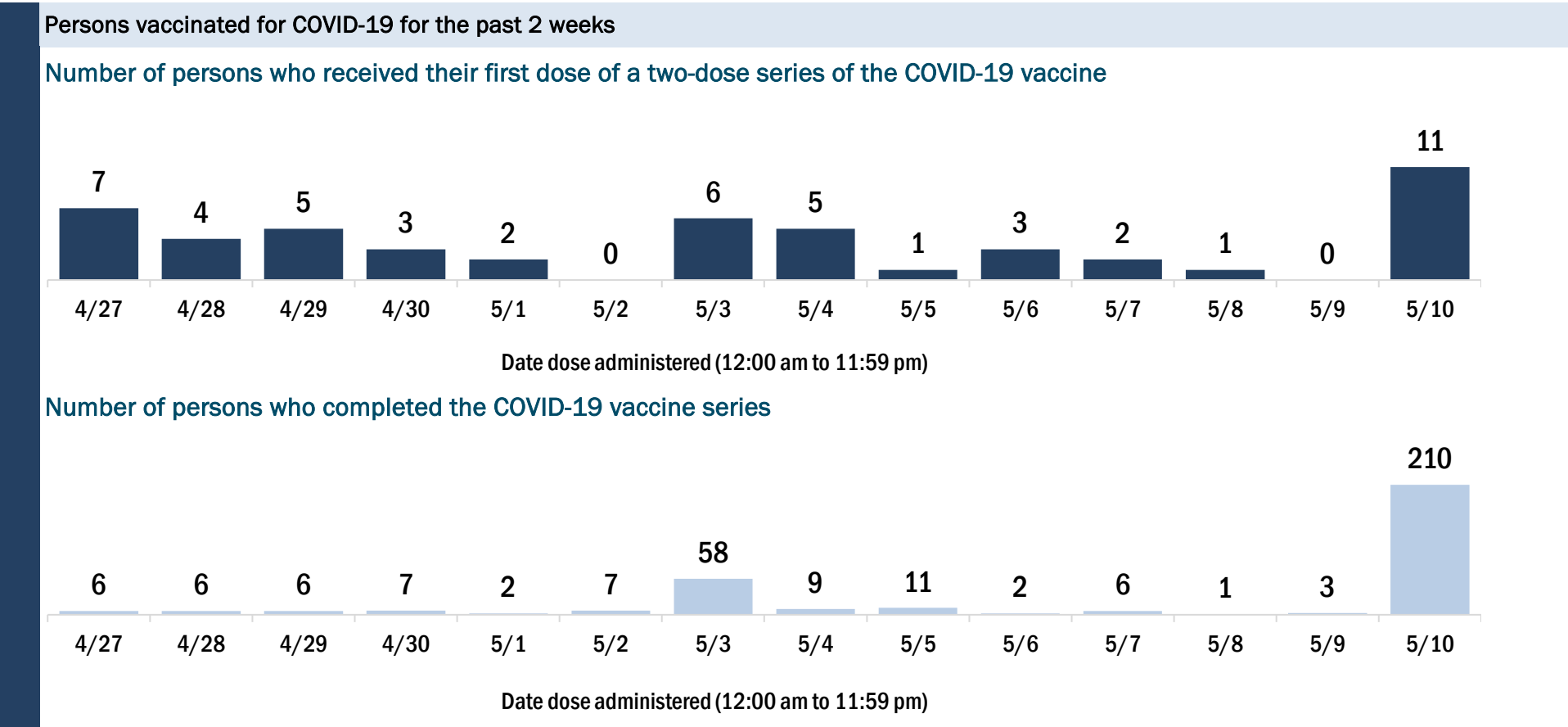
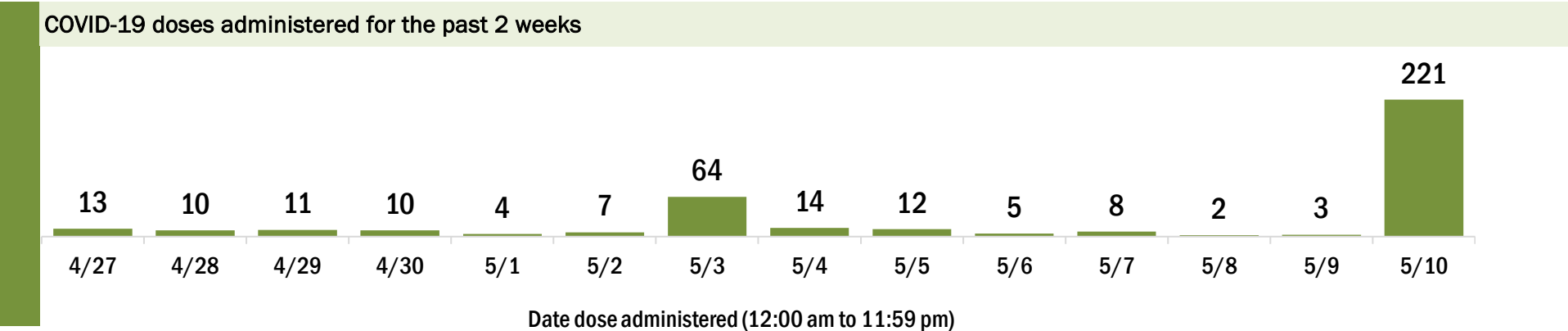
Data in this report are provisional and subject to change.

Data in this summary pertain to COVID-19 vaccines approved by the U.S. Food and Drug Administration and have been issued an Emergency Use Authorization (Janssen COVID-19 Vaccine, Moderna COVID-19 Vaccine and Pfizer-BioNTech COVID-19 Vaccine). These data summarize the number of people who have received either their first dose or have completed the series for a COVID-19 vaccine. **A person can only be counted in one category, first dose or series complete.** For persons receiving Moderna or Pfizer vaccines, once they receive their second dose, they are moved from the first dose column to the series completed column. **Because of this, the total first dose category may show a change from report to report not matching the total receiving their first dose from the previous day.** Persons receiving Johnson & Johnson vaccines will always be counted in the series completed column.

COVID-19 doses for vaccinated persons in Florida	
Doses administered	5,267
People receiving one dose of a 1-dose series (Johnson & Johnson) or receiving only one dose of a 2-dose series (Moderna, Pfizer) count once. Persons receiving both doses of a 2-dose series count twice.	

Current status of persons vaccinated for COVID-19 in Florida	
Total people vaccinated	3,188
First dose	696
Series completed	2,492
Completed 1-dose series	413
Completed 2-dose series	2,079
First dose: current number of people who have only received their first dose of the Moderna or Pfizer vaccine.	
Series complete: current number of people who have received both Moderna or Pfizer vaccine doses or one Johnson & Johnson dose and are considered fully immunized.	

Demographic summary	First dose	Series complete	Total people vaccinated
Age group	696	2,492	3,188
16-24 years	118	93	211
25-34 years	226	153	379
35-44 years	113	112	225
45-54 years	68	185	253
55-64 years	71	410	481
65-74 years	50	841	891
75-84 years	39	585	624
85+ years	11	113	124
Race	696	2,492	3,188
White	599	1,805	2,404
Black	21	126	147
American Indian/Alaskan	1	18	19
Other	30	200	230
Unknown	45	343	388
Other race includes Asian, native Hawaiian/Pacific Islander, or other.			
Ethnicity	696	2,492	3,188
Hispanic	469	316	785
Non-Hispanic	118	1,093	1,211
Unknown	109	1,083	1,192
Gender	696	2,492	3,188
Female	125	1,096	1,221
Male	571	1,396	1,967
Unknown	0	0	0



COVID-19: Gulf County vaccine summary

Vaccination data through May 10, 2021 as of May 11, 2021 at 12:05 AM

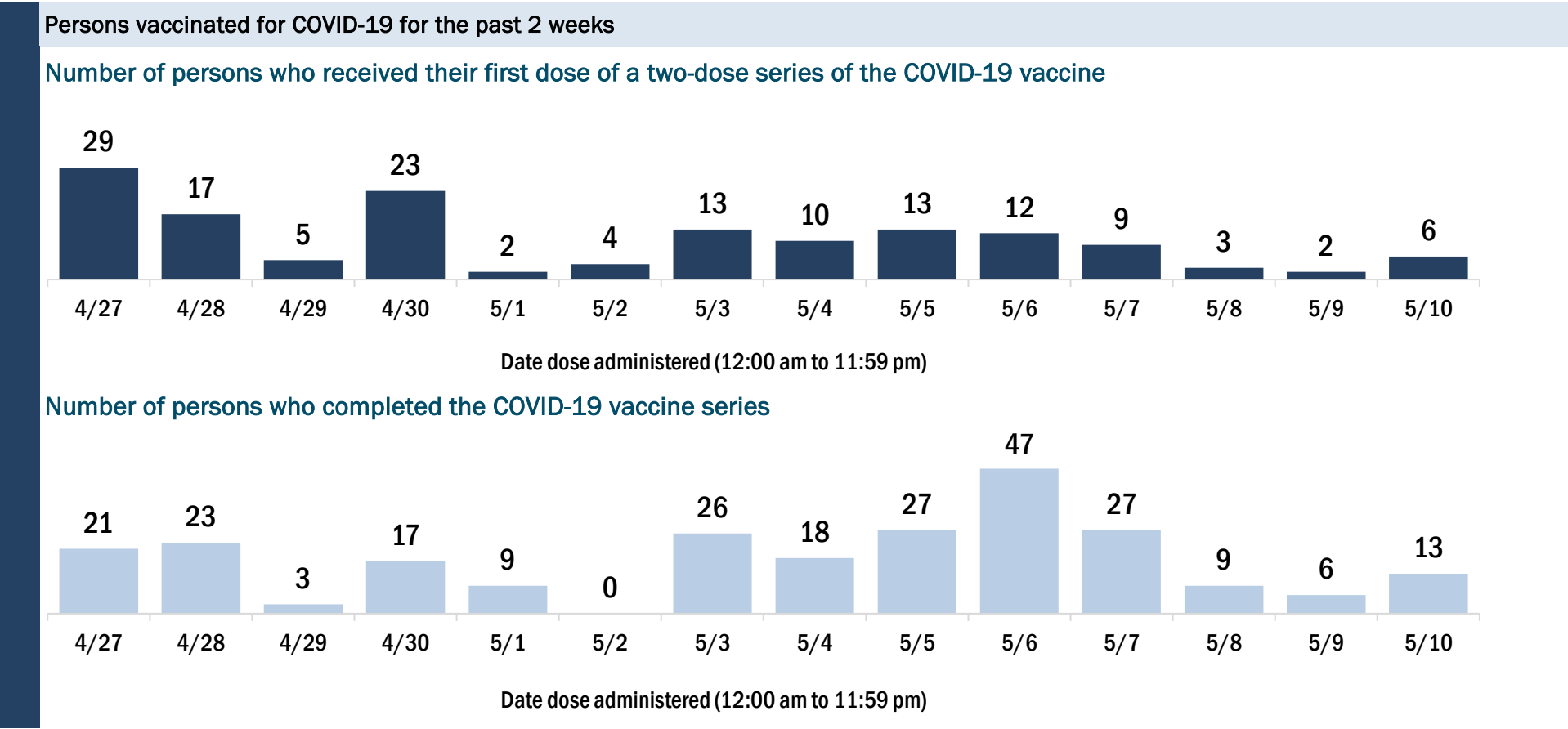
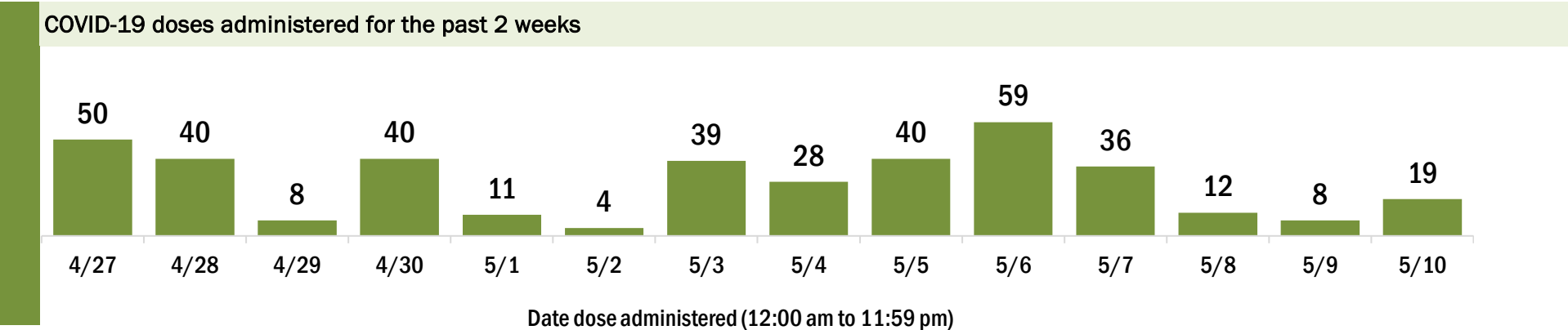
Data in this report are provisional and subject to change.

Data in this summary pertain to COVID-19 vaccines approved by the U.S. Food and Drug Administration and have been issued an Emergency Use Authorization (Janssen COVID-19 Vaccine, Moderna COVID-19 Vaccine and Pfizer-BioNTech COVID-19 Vaccine). These data summarize the number of people who have received either their first dose or have completed the series for a COVID-19 vaccine. **A person can only be counted in one category, first dose or series complete.** For persons receiving Moderna or Pfizer vaccines, once they receive their second dose, they are moved from the first dose column to the series completed column. **Because of this, the total first dose category may show a change from report to report not matching the total receiving their first dose from the previous day.** Persons receiving Johnson & Johnson vaccines will always be counted in the series completed column.

COVID-19 doses for vaccinated persons in Florida	
Doses administered	8,196
People receiving one dose of a 1-dose series (Johnson & Johnson) or receiving only one dose of a 2-dose series (Moderna, Pfizer) count once. Persons receiving both doses of a 2-dose series count twice.	

Current status of persons vaccinated for COVID-19 in Florida	
Total people vaccinated	4,778
First dose	1,101
Series completed	3,677
Completed 1-dose series	259
Completed 2-dose series	3,418
First dose: current number of people who have only received their first dose of the Moderna or Pfizer vaccine.	
Series complete: current number of people who have received both Moderna or Pfizer vaccine doses or one Johnson & Johnson dose and are considered fully immunized.	

Demographic summary	First dose	Series complete	Total people vaccinated
Age group	1,101	3,677	4,778
16-24 years	57	66	123
25-34 years	148	98	246
35-44 years	176	155	331
45-54 years	227	320	547
55-64 years	267	660	927
65-74 years	138	1,483	1,621
75-84 years	79	704	783
85+ years	9	191	200
Race	1,101	3,677	4,778
White	755	3,221	3,976
Black	261	274	535
American Indian/Alaskan	2	12	14
Other	65	102	167
Unknown	18	68	86
Other race includes Asian, native Hawaiian/Pacific Islander, or other.			
Ethnicity	1,101	3,677	4,778
Hispanic	18	44	62
Non-Hispanic	488	3,262	3,750
Unknown	595	371	966
Gender	1,101	3,677	4,778
Female	392	1,931	2,323
Male	709	1,746	2,455
Unknown	0	0	0



COVID-19: Hamilton County vaccine summary

Vaccination data through May 10, 2021 as of May 11, 2021 at 12:05 AM

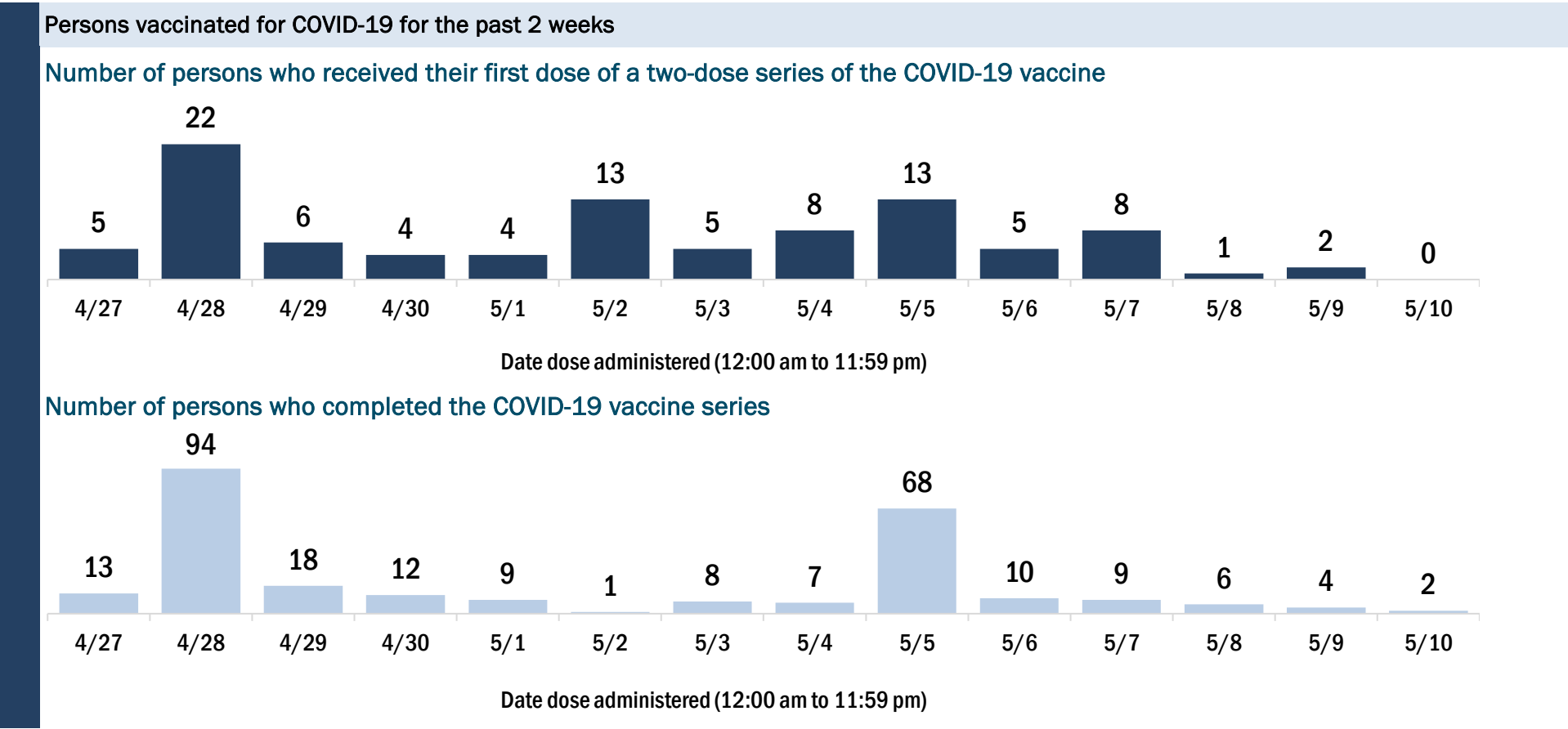
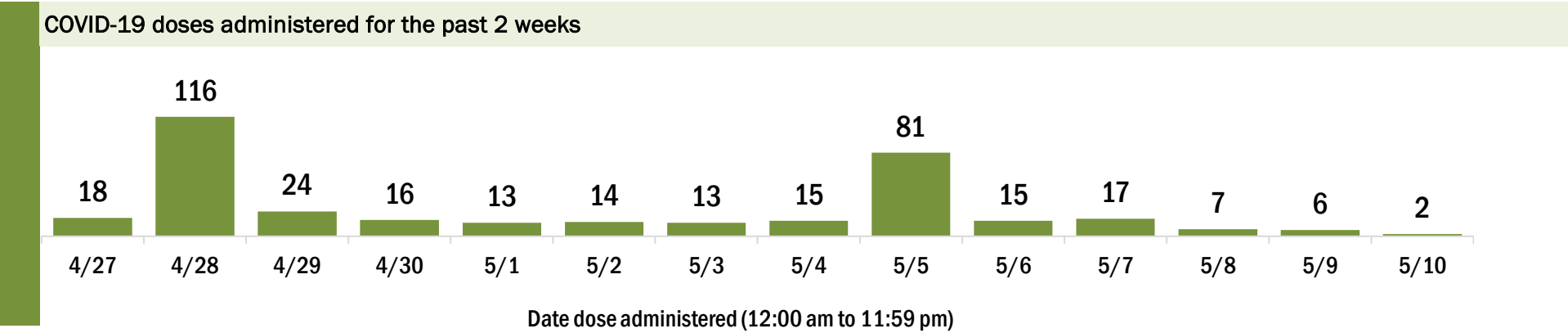
Data in this report are provisional and subject to change.

Data in this summary pertain to COVID-19 vaccines approved by the U.S. Food and Drug Administration and have been issued an Emergency Use Authorization (Janssen COVID-19 Vaccine, Moderna COVID-19 Vaccine and Pfizer-BioNTech COVID-19 Vaccine). These data summarize the number of people who have received either their first dose or have completed the series for a COVID-19 vaccine. **A person can only be counted in one category, first dose or series complete.** For persons receiving Moderna or Pfizer vaccines, once they receive their second dose, they are moved from the first dose column to the series completed column. **Because of this, the total first dose category may show a change from report to report not matching the total receiving their first dose from the previous day.** Persons receiving Johnson & Johnson vaccines will always be counted in the series completed column.

COVID-19 doses for vaccinated persons in Florida	
Doses administered	5,543
People receiving one dose of a 1-dose series (Johnson & Johnson) or receiving only one dose of a 2-dose series (Moderna, Pfizer) count once. Persons receiving both doses of a 2-dose series count twice.	

Current status of persons vaccinated for COVID-19 in Florida	
Total people vaccinated	3,319
First dose	861
Series completed	2,458
Completed 1-dose series	234
Completed 2-dose series	2,224
First dose: current number of people who have only received their first dose of the Moderna or Pfizer vaccine.	
Series complete: current number of people who have received both Moderna or Pfizer vaccine doses or one Johnson & Johnson dose and are considered fully immunized.	

Demographic summary	First dose	Series complete	Total people vaccinated
Age group	861	2,458	3,319
16-24 years	36	49	85
25-34 years	140	60	200
35-44 years	165	113	278
45-54 years	170	225	395
55-64 years	190	541	731
65-74 years	91	919	1,010
75-84 years	39	445	484
85+ years	30	106	136
Race	861	2,458	3,319
White	436	1,486	1,922
Black	305	596	901
American Indian/Alaskan	6	3	9
Other	86	143	229
Unknown	28	230	258
Other race includes Asian, native Hawaiian/Pacific Islander, or other.			
Ethnicity	861	2,458	3,319
Hispanic	63	68	131
Non-Hispanic	675	1,485	2,160
Unknown	123	905	1,028
Gender	861	2,458	3,319
Female	250	1,379	1,629
Male	611	1,079	1,690
Unknown	0	0	0



COVID-19: Hardee County vaccine summary

Vaccination data through May 10, 2021 as of May 11, 2021 at 12:05 AM

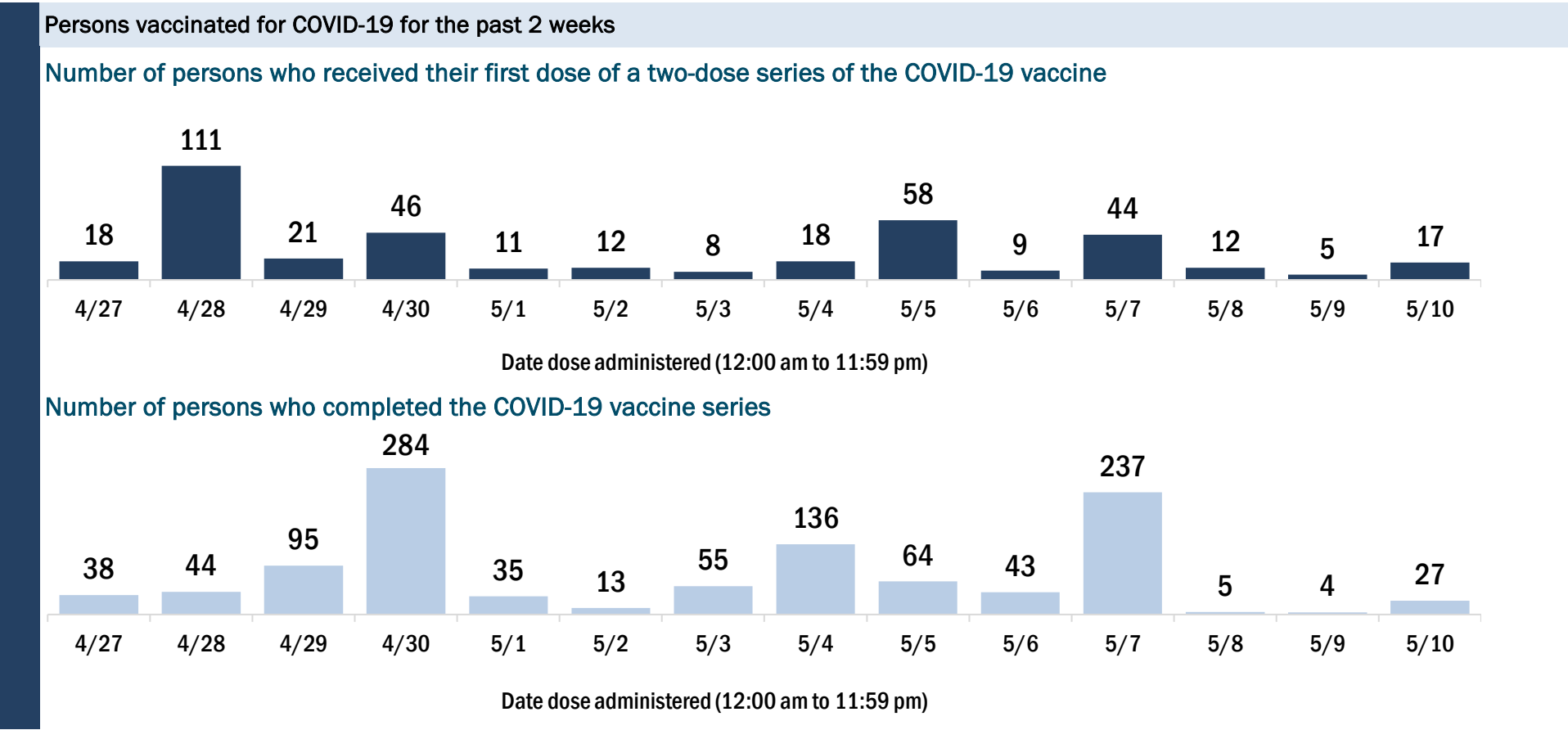
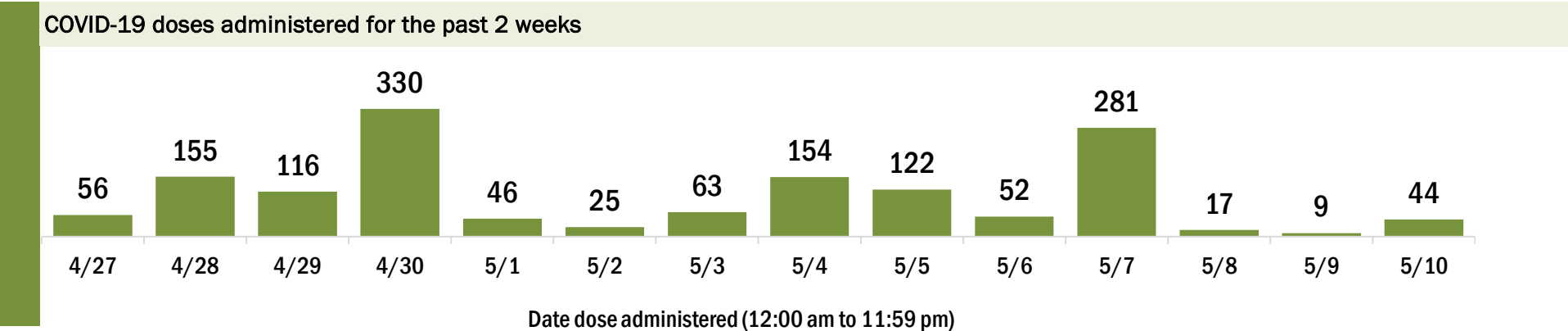
Data in this report are provisional and subject to change.

Data in this summary pertain to COVID-19 vaccines approved by the U.S. Food and Drug Administration and have been issued an Emergency Use Authorization (Janssen COVID-19 Vaccine, Moderna COVID-19 Vaccine and Pfizer-BioNTech COVID-19 Vaccine). These data summarize the number of people who have received either their first dose or have completed the series for a COVID-19 vaccine. **A person can only be counted in one category, first dose or series complete.** For persons receiving Moderna or Pfizer vaccines, once they receive their second dose, they are moved from the first dose column to the series completed column. **Because of this, the total first dose category may show a change from report to report not matching the total receiving their first dose from the previous day.** Persons receiving Johnson & Johnson vaccines will always be counted in the series completed column.

COVID-19 doses for vaccinated persons in Florida	
Doses administered	11,450
People receiving one dose of a 1-dose series (Johnson & Johnson) or receiving only one dose of a 2-dose series (Moderna, Pfizer) count once. Persons receiving both doses of a 2-dose series count twice.	

Current status of persons vaccinated for COVID-19 in Florida	
Total people vaccinated	6,950
First dose	2,036
Series completed	4,914
Completed 1-dose series	414
Completed 2-dose series	4,500
First dose: current number of people who have only received their first dose of the Moderna or Pfizer vaccine.	
Series complete: current number of people who have received both Moderna or Pfizer vaccine doses or one Johnson & Johnson dose and are considered fully immunized.	

Demographic summary	First dose	Series complete	Total people vaccinated
Age group	2,036	4,914	6,950
16-24 years	167	174	341
25-34 years	285	295	580
35-44 years	361	312	673
45-54 years	429	522	951
55-64 years	421	872	1,293
65-74 years	241	1,476	1,717
75-84 years	105	985	1,090
85+ years	27	278	305
Race	2,036	4,914	6,950
White	1,392	3,981	5,373
Black	330	200	530
American Indian/Alaskan	5	26	31
Other	231	489	720
Unknown	78	218	296
Other race includes Asian, native Hawaiian/Pacific Islander, or other.			
Ethnicity	2,036	4,914	6,950
Hispanic	707	940	1,647
Non-Hispanic	1,006	3,415	4,421
Unknown	323	559	882
Gender	2,036	4,914	6,950
Female	663	2,547	3,210
Male	1,372	2,365	3,737
Unknown	1	2	3



COVID-19: Hendry County vaccine summary

Vaccination data through May 10, 2021 as of May 11, 2021 at 12:05 AM

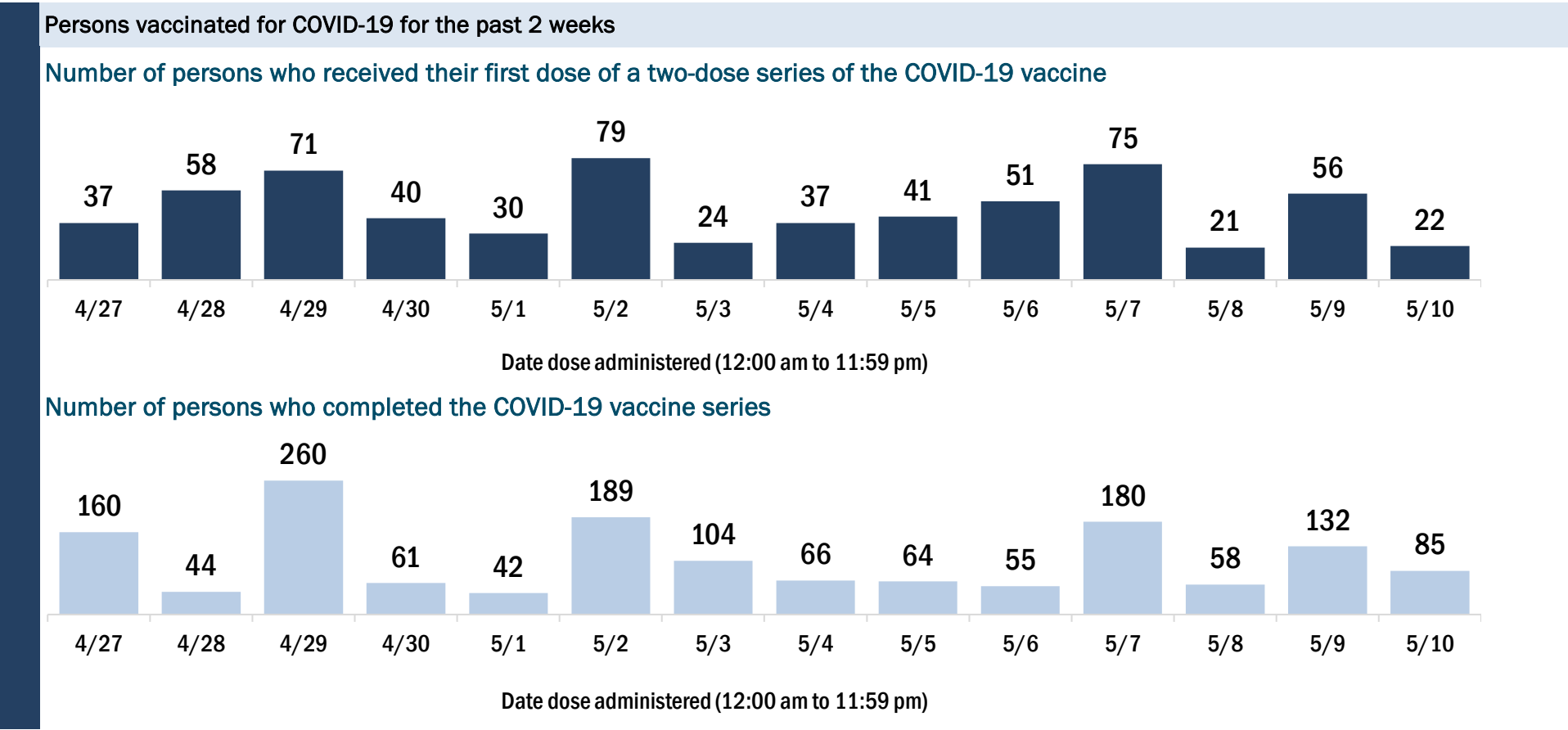
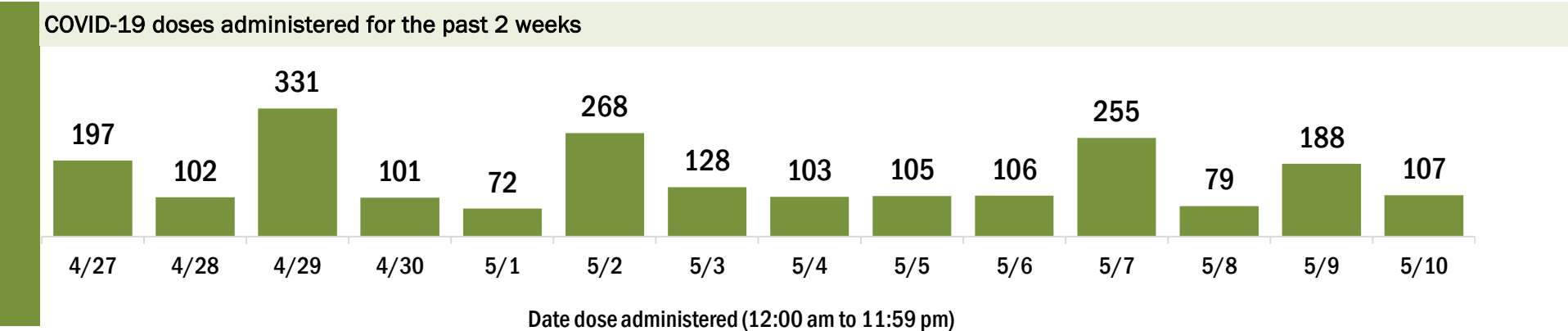
Data in this report are provisional and subject to change.

Data in this summary pertain to COVID-19 vaccines approved by the U.S. Food and Drug Administration and have been issued an Emergency Use Authorization (Janssen COVID-19 Vaccine, Moderna COVID-19 Vaccine and Pfizer-BioNTech COVID-19 Vaccine). These data summarize the number of people who have received either their first dose or have completed the series for a COVID-19 vaccine. **A person can only be counted in one category, first dose or series complete.** For persons receiving Moderna or Pfizer vaccines, once they receive their second dose, they are moved from the first dose column to the series completed column. **Because of this, the total first dose category may show a change from report to report not matching the total receiving their first dose from the previous day.** Persons receiving Johnson & Johnson vaccines will always be counted in the series completed column.

COVID-19 doses for vaccinated persons in Florida	
Doses administered	19,771
People receiving one dose of a 1-dose series (Johnson & Johnson) or receiving only one dose of a 2-dose series (Moderna, Pfizer) count once. Persons receiving both doses of a 2-dose series count twice.	

Current status of persons vaccinated for COVID-19 in Florida	
Total people vaccinated	12,120
First dose	3,210
Series completed	8,910
Completed 1-dose series	1,259
Completed 2-dose series	7,651
First dose: current number of people who have only received their first dose of the Moderna or Pfizer vaccine.	
Series complete: current number of people who have received both Moderna or Pfizer vaccine doses or one Johnson & Johnson dose and are considered fully immunized.	

Demographic summary	First dose	Series complete	Total people vaccinated
Age group	3,210	8,910	12,120
16-24 years	480	397	877
25-34 years	597	682	1,279
35-44 years	579	776	1,355
45-54 years	551	1,293	1,844
55-64 years	570	1,921	2,491
65-74 years	247	2,332	2,579
75-84 years	130	1,181	1,311
85+ years	56	328	384
Race	3,210	8,910	12,120
White	2,371	6,084	8,455
Black	152	600	752
American Indian/Alaskan	4	27	31
Other	408	1,384	1,792
Unknown	275	815	1,090
Other race includes Asian, native Hawaiian/Pacific Islander, or other.			
Ethnicity	3,210	8,910	12,120
Hispanic	1,867	2,934	4,801
Non-Hispanic	675	3,475	4,150
Unknown	668	2,501	3,169
Gender	3,210	8,910	12,120
Female	1,205	4,423	5,628
Male	2,004	4,484	6,488
Unknown	1	3	4



COVID-19: Hernando County vaccine summary

Vaccination data through May 10, 2021 as of May 11, 2021 at 12:05 AM

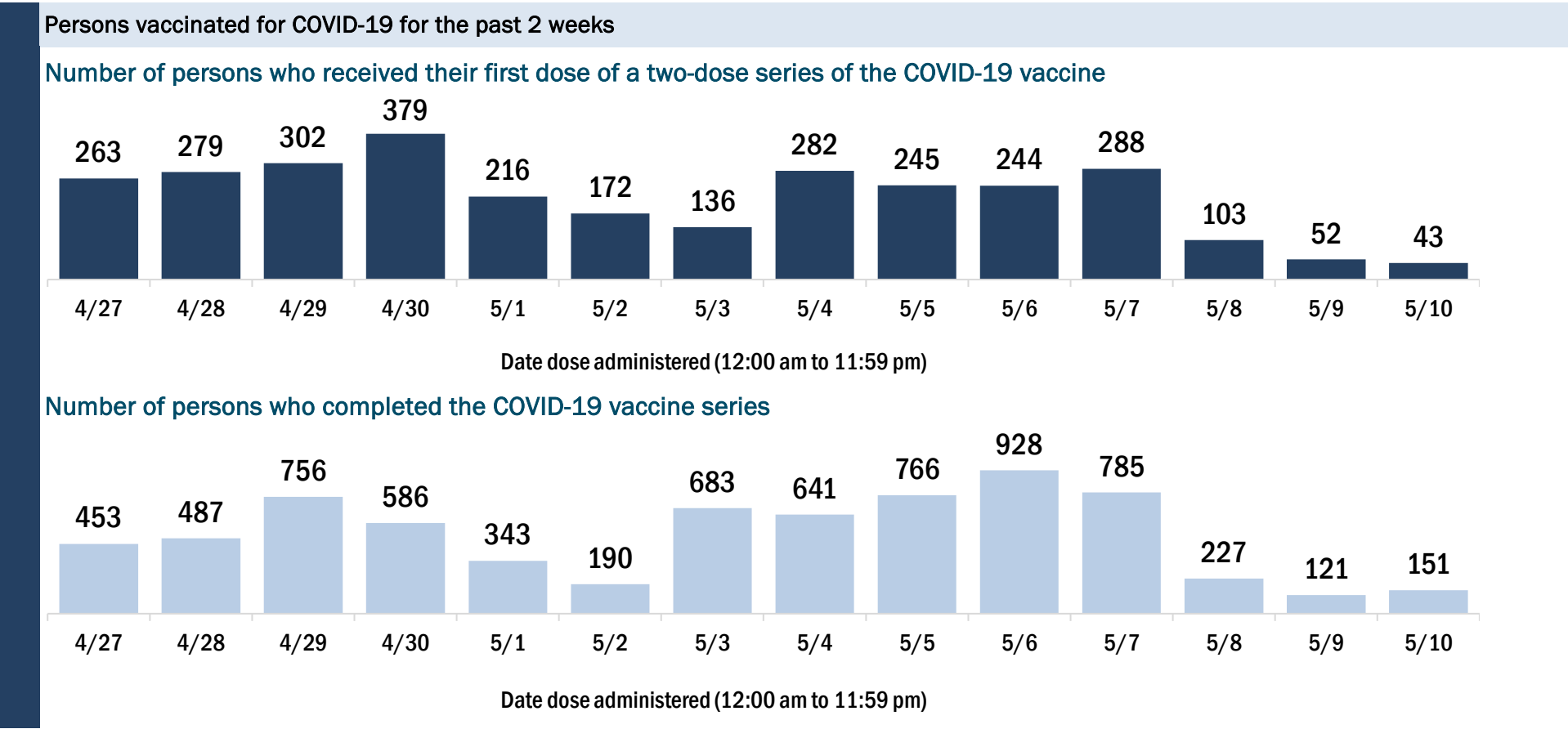
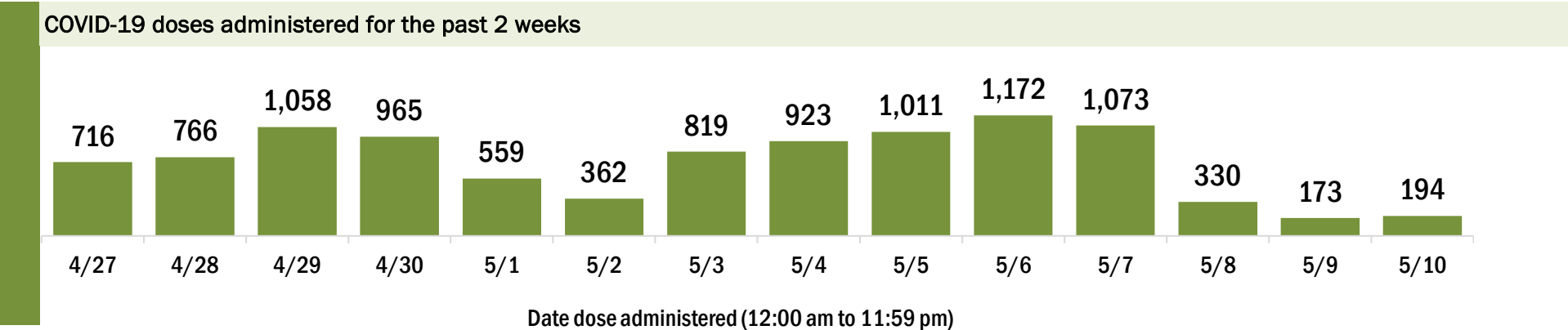
Data in this report are provisional and subject to change.

Data in this summary pertain to COVID-19 vaccines approved by the U.S. Food and Drug Administration and have been issued an Emergency Use Authorization (Janssen COVID-19 Vaccine, Moderna COVID-19 Vaccine and Pfizer-BioNTech COVID-19 Vaccine). These data summarize the number of people who have received either their first dose or have completed the series for a COVID-19 vaccine. **A person can only be counted in one category, first dose or series complete.** For persons receiving Moderna or Pfizer vaccines, once they receive their second dose, they are moved from the first dose column to the series completed column. **Because of this, the total first dose category may show a change from report to report not matching the total receiving their first dose from the previous day.** Persons receiving Johnson & Johnson vaccines will always be counted in the series completed column.

COVID-19 doses for vaccinated persons in Florida	
Doses administered	120,665
People receiving one dose of a 1-dose series (Johnson & Johnson) or receiving only one dose of a 2-dose series (Moderna, Pfizer) count once. Persons receiving both doses of a 2-dose series count twice.	

Current status of persons vaccinated for COVID-19 in Florida	
Total people vaccinated	70,355
First dose	14,628
Series completed	55,727
Completed 1-dose series	5,417
Completed 2-dose series	50,310
First dose: current number of people who have only received their first dose of the Moderna or Pfizer vaccine.	
Series complete: current number of people who have received both Moderna or Pfizer vaccine doses or one Johnson & Johnson dose and are considered fully immunized.	

Demographic summary	First dose	Series complete	Total people vaccinated
Age group	14,628	55,727	70,355
16-24 years	1,229	1,421	2,650
25-34 years	1,382	2,018	3,400
35-44 years	1,694	3,059	4,753
45-54 years	2,187	5,643	7,830
55-64 years	2,972	10,864	13,836
65-74 years	2,664	17,737	20,401
75-84 years	1,767	11,416	13,183
85+ years	733	3,569	4,302
Race	14,628	55,727	70,355
White	9,934	40,236	50,170
Black	536	1,454	1,990
American Indian/Alaskan	74	181	255
Other	1,228	3,993	5,221
Unknown	2,856	9,863	12,719
Other race includes Asian, native Hawaiian/Pacific Islander, or other.			
Ethnicity	14,628	55,727	70,355
Hispanic	1,397	3,069	4,466
Non-Hispanic	7,331	31,455	38,786
Unknown	5,900	21,203	27,103
Gender	14,628	55,727	70,355
Female	8,099	31,939	40,038
Male	6,517	23,753	30,270
Unknown	12	35	47



COVID-19: Highlands County vaccine summary

Vaccination data through May 10, 2021 as of May 11, 2021 at 12:05 AM

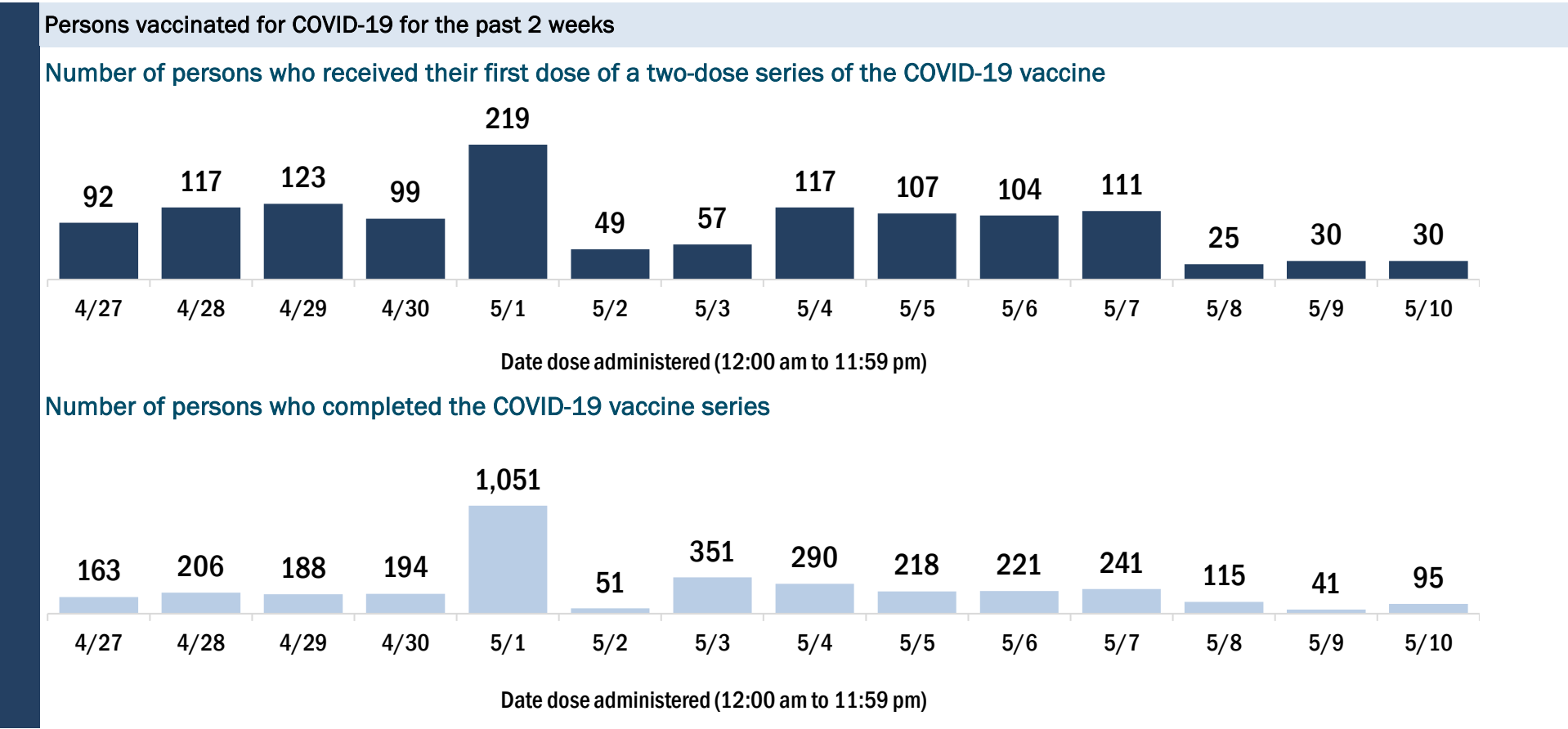
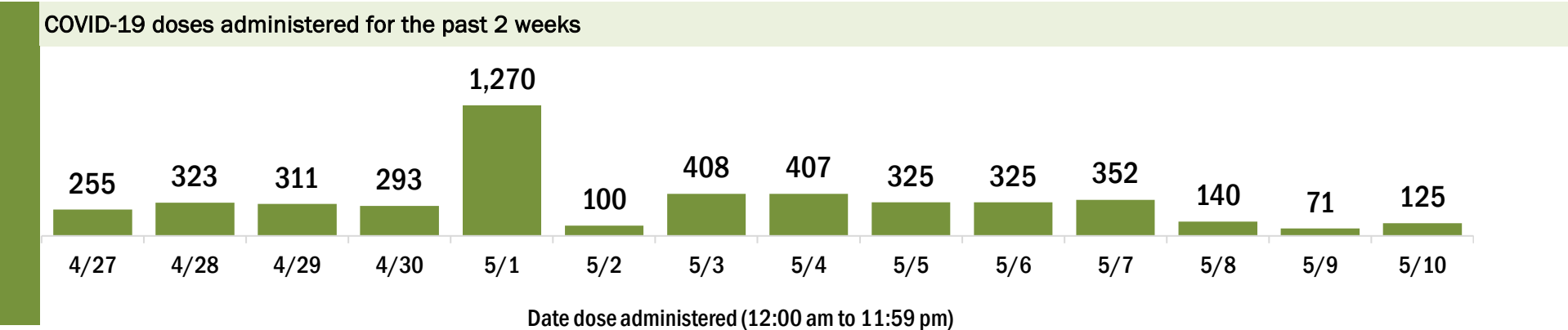
Data in this report are provisional and subject to change.

Data in this summary pertain to COVID-19 vaccines approved by the U.S. Food and Drug Administration and have been issued an Emergency Use Authorization (Janssen COVID-19 Vaccine, Moderna COVID-19 Vaccine and Pfizer-BioNTech COVID-19 Vaccine). These data summarize the number of people who have received either their first dose or have completed the series for a COVID-19 vaccine. **A person can only be counted in one category, first dose or series complete.** For persons receiving Moderna or Pfizer vaccines, once they receive their second dose, they are moved from the first dose column to the series completed column. **Because of this, the total first dose category may show a change from report to report not matching the total receiving their first dose from the previous day.** Persons receiving Johnson & Johnson vaccines will always be counted in the series completed column.

COVID-19 doses for vaccinated persons in Florida	
Doses administered	72,558
People receiving one dose of a 1-dose series (Johnson & Johnson) or receiving only one dose of a 2-dose series (Moderna, Pfizer) count once. Persons receiving both doses of a 2-dose series count twice.	

Current status of persons vaccinated for COVID-19 in Florida	
Total people vaccinated	43,225
First dose	12,661
Series completed	30,564
Completed 1-dose series	1,231
Completed 2-dose series	29,333
First dose: current number of people who have only received their first dose of the Moderna or Pfizer vaccine.	
Series complete: current number of people who have received both Moderna or Pfizer vaccine doses or one Johnson & Johnson dose and are considered fully immunized.	

Demographic summary	First dose	Series complete	Total people vaccinated
Age group	12,661	30,564	43,225
16-24 years	562	439	1,001
25-34 years	628	796	1,424
35-44 years	822	1,033	1,855
45-54 years	1,146	1,967	3,113
55-64 years	2,198	4,963	7,161
65-74 years	3,602	10,735	14,337
75-84 years	2,800	8,311	11,111
85+ years	903	2,320	3,223
Race	12,661	30,564	43,225
White	9,665	24,980	34,645
Black	662	1,066	1,728
American Indian/Alaskan	141	210	351
Other	896	1,992	2,888
Unknown	1,297	2,316	3,613
Other race includes Asian, native Hawaiian/Pacific Islander, or other.			
Ethnicity	12,661	30,564	43,225
Hispanic	1,646	2,332	3,978
Non-Hispanic	7,734	22,353	30,087
Unknown	3,281	5,879	9,160
Gender	12,661	30,564	43,225
Female	6,710	16,557	23,267
Male	5,932	13,989	19,921
Unknown	19	18	37



COVID-19: Hillsborough County vaccine summary

Vaccination data through May 10, 2021 as of May 11, 2021 at 12:05 AM

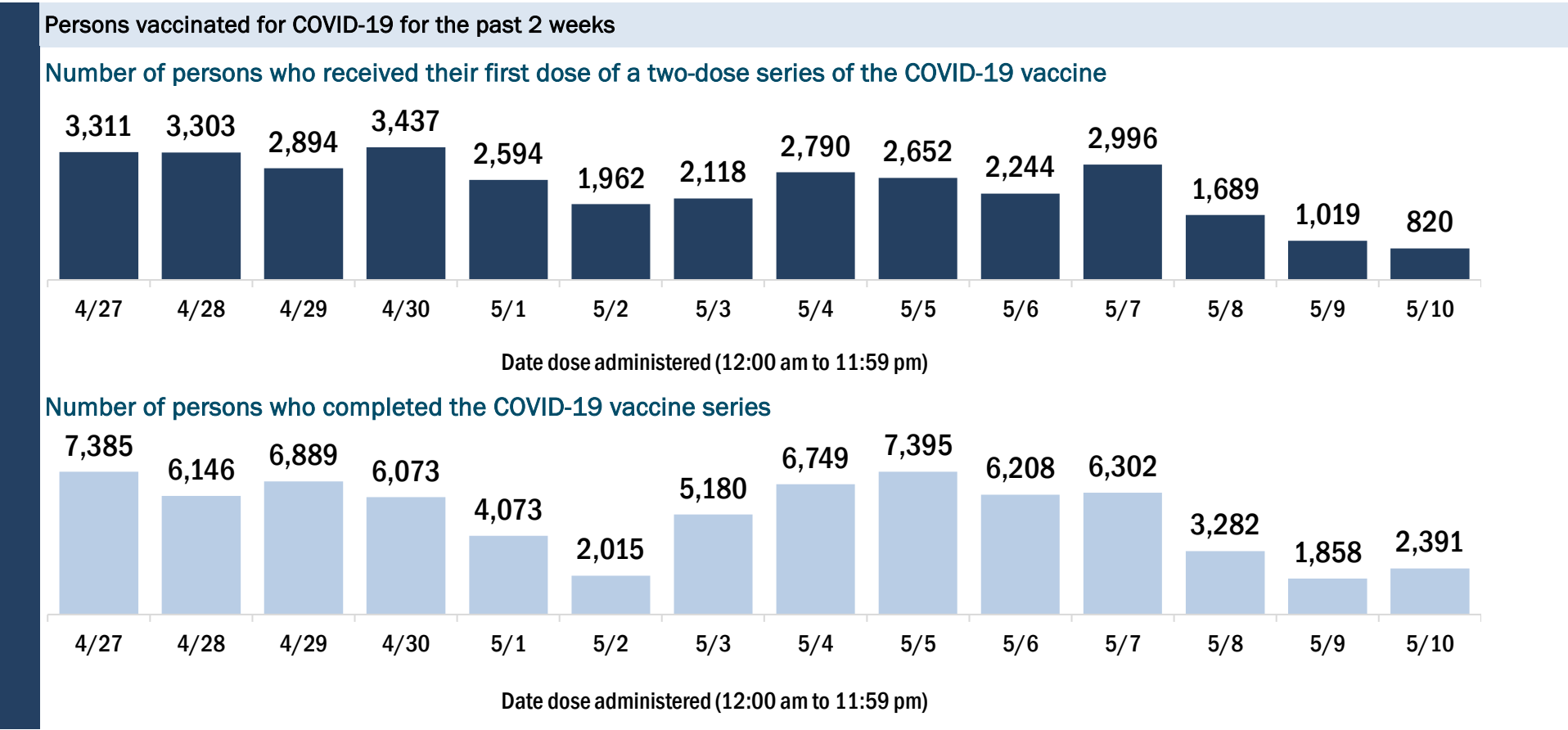
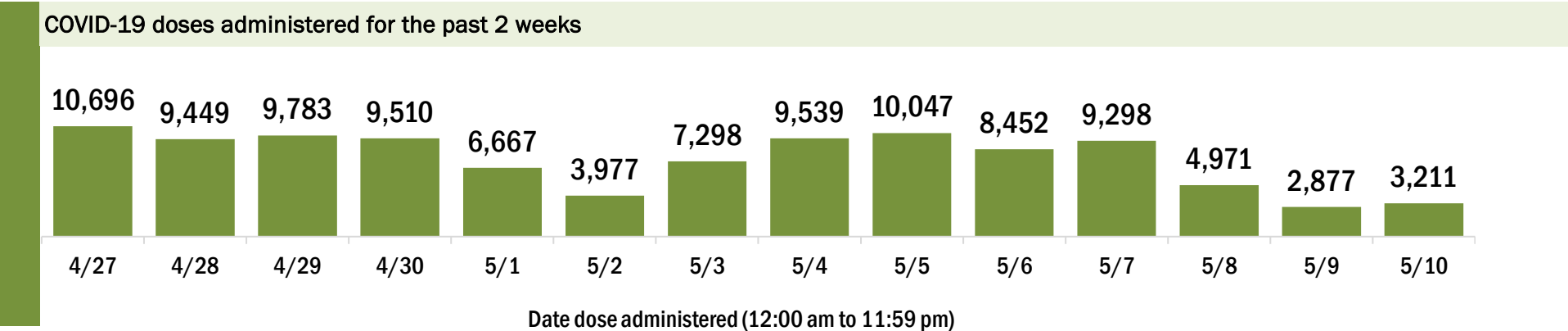
Data in this report are provisional and subject to change.

Data in this summary pertain to COVID-19 vaccines approved by the U.S. Food and Drug Administration and have been issued an Emergency Use Authorization (Janssen COVID-19 Vaccine, Moderna COVID-19 Vaccine and Pfizer-BioNTech COVID-19 Vaccine). These data summarize the number of people who have received either their first dose or have completed the series for a COVID-19 vaccine. **A person can only be counted in one category, first dose or series complete.** For persons receiving Moderna or Pfizer vaccines, once they receive their second dose, they are moved from the first dose column to the series completed column. **Because of this, the total first dose category may show a change from report to report not matching the total receiving their first dose from the previous day.** Persons receiving Johnson & Johnson vaccines will always be counted in the series completed column.

COVID-19 doses for vaccinated persons in Florida	
Doses administered	945,655
People receiving one dose of a 1-dose series (Johnson & Johnson) or receiving only one dose of a 2-dose series (Moderna, Pfizer) count once. Persons receiving both doses of a 2-dose series count twice.	

Current status of persons vaccinated for COVID-19 in Florida	
Total people vaccinated	578,266
First dose	155,262
Series completed	423,004
Completed 1-dose series	55,615
Completed 2-dose series	367,389
First dose: current number of people who have only received their first dose of the Moderna or Pfizer vaccine.	
Series complete: current number of people who have received both Moderna or Pfizer vaccine doses or one Johnson & Johnson dose and are considered fully immunized.	

Demographic summary	First dose	Series complete	Total people vaccinated
Age group	155,262	423,004	578,266
16-24 years	18,085	29,161	47,246
25-34 years	21,840	47,163	69,003
35-44 years	22,105	59,906	82,011
45-54 years	21,440	73,913	95,353
55-64 years	21,490	89,194	110,684
65-74 years	29,921	74,065	103,986
75-84 years	15,365	36,614	51,979
85+ years	5,016	12,988	18,004
Race	155,262	423,004	578,266
White	93,163	275,002	368,165
Black	11,608	28,405	40,013
American Indian/Alaskan	706	1,151	1,857
Other	22,445	58,584	81,029
Unknown	27,340	59,862	87,202
Other race includes Asian, native Hawaiian/Pacific Islander, or other.			
Ethnicity	155,262	423,004	578,266
Hispanic	25,896	46,439	72,335
Non-Hispanic	73,129	243,884	317,013
Unknown	56,237	132,681	188,918
Gender	155,262	423,004	578,266
Female	81,513	235,598	317,111
Male	73,492	187,131	260,623
Unknown	257	275	532



COVID-19: Holmes County vaccine summary

Vaccination data through May 10, 2021 as of May 11, 2021 at 12:05 AM

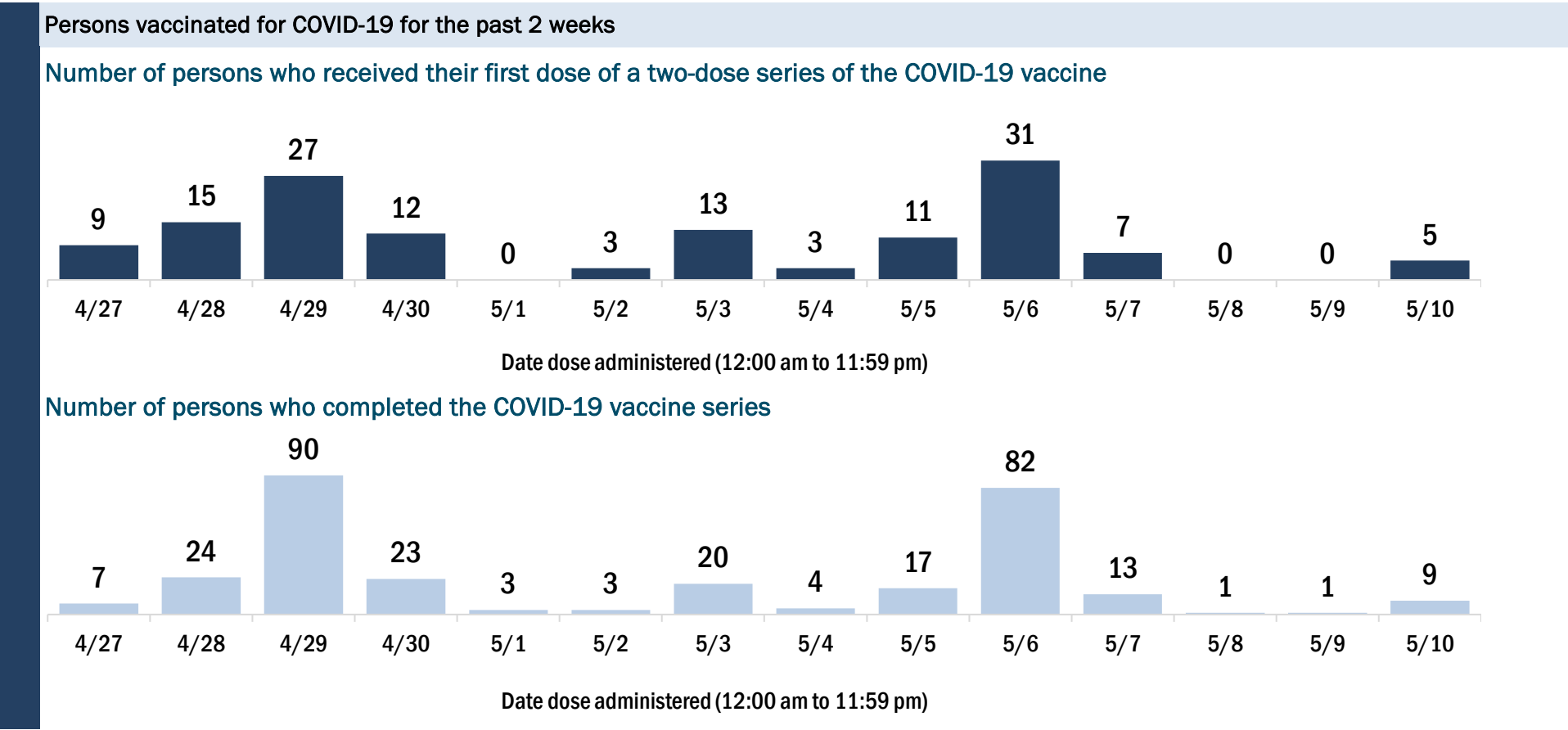
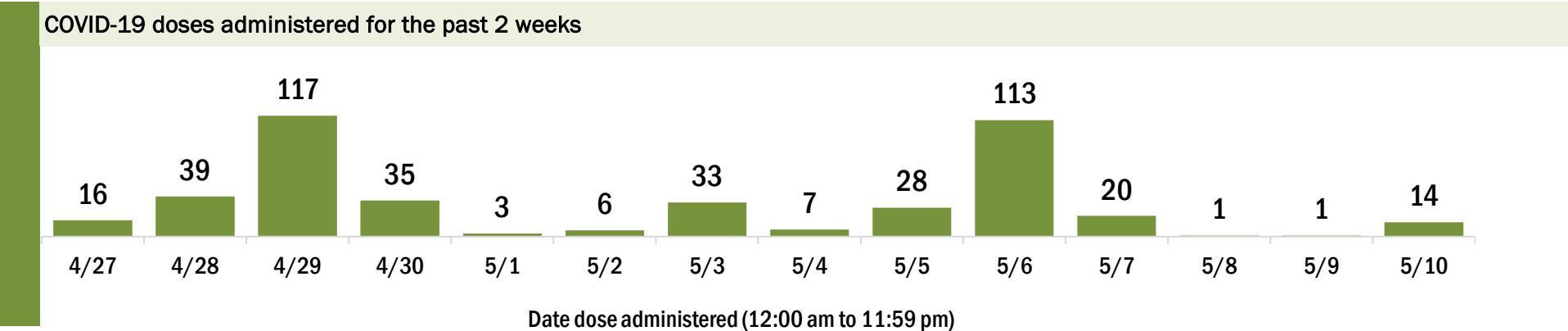
Data in this report are provisional and subject to change.

Data in this summary pertain to COVID-19 vaccines approved by the U.S. Food and Drug Administration and have been issued an Emergency Use Authorization (Janssen COVID-19 Vaccine, Moderna COVID-19 Vaccine and Pfizer-BioNTech COVID-19 Vaccine). These data summarize the number of people who have received either their first dose or have completed the series for a COVID-19 vaccine. **A person can only be counted in one category, first dose or series complete.** For persons receiving Moderna or Pfizer vaccines, once they receive their second dose, they are moved from the first dose column to the series completed column. **Because of this, the total first dose category may show a change from report to report not matching the total receiving their first dose from the previous day.** Persons receiving Johnson & Johnson vaccines will always be counted in the series completed column.

COVID-19 doses for vaccinated persons in Florida	
Doses administered	7,086
People receiving one dose of a 1-dose series (Johnson & Johnson) or receiving only one dose of a 2-dose series (Moderna, Pfizer) count once. Persons receiving both doses of a 2-dose series count twice.	

Current status of persons vaccinated for COVID-19 in Florida	
Total people vaccinated	4,227
First dose	1,024
Series completed	3,203
Completed 1-dose series	344
Completed 2-dose series	2,859
First dose: current number of people who have only received their first dose of the Moderna or Pfizer vaccine.	
Series complete: current number of people who have received both Moderna or Pfizer vaccine doses or one Johnson & Johnson dose and are considered fully immunized.	

Demographic summary	First dose	Series complete	Total people vaccinated
Age group	1,024	3,203	4,227
16-24 years	57	54	111
25-34 years	124	101	225
35-44 years	167	175	342
45-54 years	196	309	505
55-64 years	231	654	885
65-74 years	142	1,040	1,182
75-84 years	81	684	765
85+ years	26	186	212
Race	1,024	3,203	4,227
White	724	2,767	3,491
Black	178	104	282
American Indian/Alaskan	7	35	42
Other	66	182	248
Unknown	49	115	164
Other race includes Asian, native Hawaiian/Pacific Islander, or other.			
Ethnicity	1,024	3,203	4,227
Hispanic	49	37	86
Non-Hispanic	824	2,683	3,507
Unknown	151	483	634
Gender	1,024	3,203	4,227
Female	334	1,761	2,095
Male	690	1,442	2,132
Unknown	0	0	0



COVID-19: Indian River County vaccine summary

Vaccination data through May 10, 2021 as of May 11, 2021 at 12:05 AM

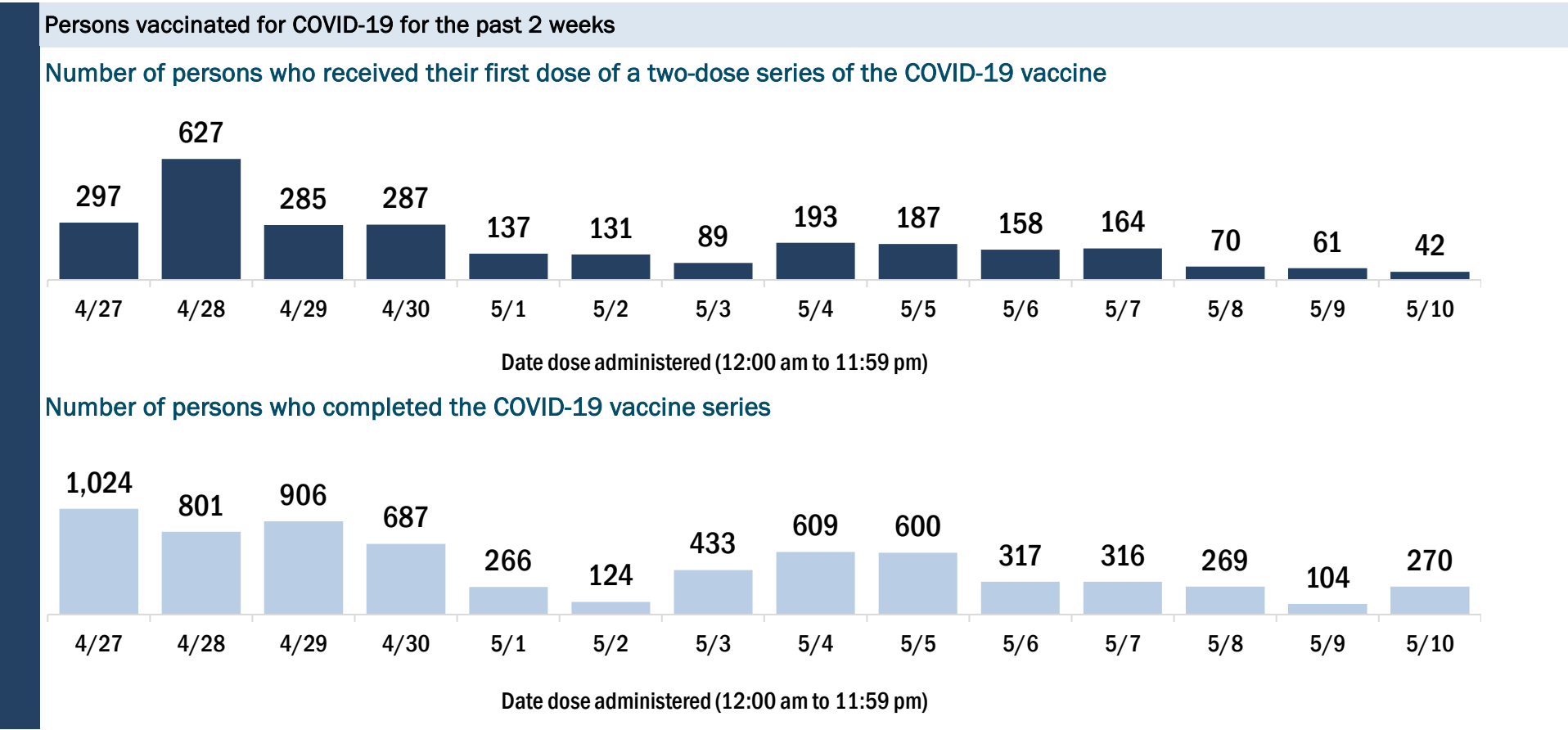
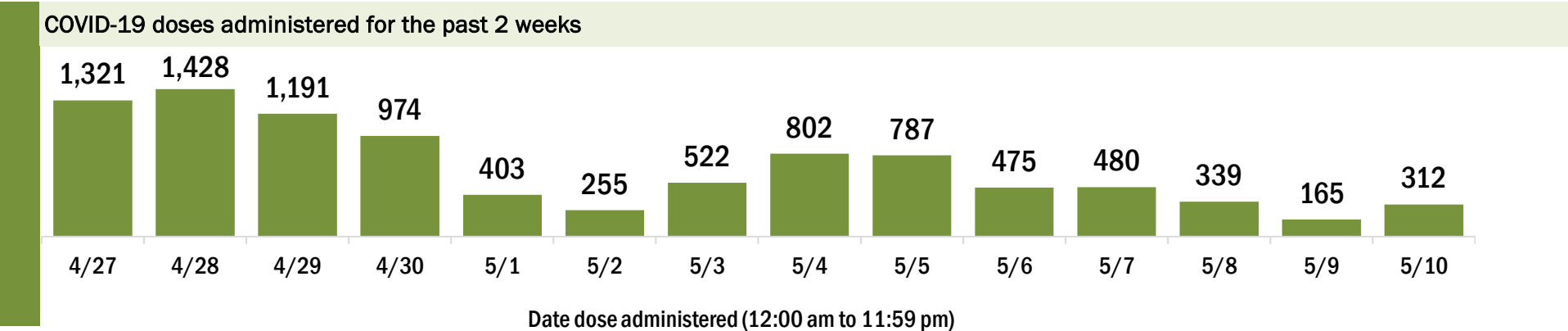
Data in this report are provisional and subject to change.

Data in this summary pertain to COVID-19 vaccines approved by the U.S. Food and Drug Administration and have been issued an Emergency Use Authorization (Janssen COVID-19 Vaccine, Moderna COVID-19 Vaccine and Pfizer-BioNTech COVID-19 Vaccine). These data summarize the number of people who have received either their first dose or have completed the series for a COVID-19 vaccine. **A person can only be counted in one category, first dose or series complete.** For persons receiving Moderna or Pfizer vaccines, once they receive their second dose, they are moved from the first dose column to the series completed column. **Because of this, the total first dose category may show a change from report to report not matching the total receiving their first dose from the previous day.** Persons receiving Johnson & Johnson vaccines will always be counted in the series completed column.

COVID-19 doses for vaccinated persons in Florida	
Doses administered	141,736
People receiving one dose of a 1-dose series (Johnson & Johnson) or receiving only one dose of a 2-dose series (Moderna, Pfizer) count once. Persons receiving both doses of a 2-dose series count twice.	

Current status of persons vaccinated for COVID-19 in Florida	
Total people vaccinated	83,254
First dose	22,278
Series completed	60,976
Completed 1-dose series	2,494
Completed 2-dose series	58,482
First dose: current number of people who have only received their first dose of the Moderna or Pfizer vaccine.	
Series complete: current number of people who have received both Moderna or Pfizer vaccine doses or one Johnson & Johnson dose and are considered fully immunized.	

Demographic summary	First dose	Series complete	Total people vaccinated
Age group	22,278	60,976	83,254
16-24 years	1,360	1,267	2,627
25-34 years	1,583	1,964	3,547
35-44 years	1,770	2,828	4,598
45-54 years	2,459	5,081	7,540
55-64 years	4,156	11,730	15,886
65-74 years	5,220	20,916	26,136
75-84 years	3,967	12,876	16,843
85+ years	1,763	4,314	6,077
Race	22,278	60,976	83,254
White	16,138	44,949	61,087
Black	1,145	1,919	3,064
American Indian/Alaskan	139	307	446
Other	1,617	4,235	5,852
Unknown	3,239	9,566	12,805
Other race includes Asian, native Hawaiian/Pacific Islander, or other.			
Ethnicity	22,278	60,976	83,254
Hispanic	2,142	2,694	4,836
Non-Hispanic	10,854	38,047	48,901
Unknown	9,282	20,235	29,517
Gender	22,278	60,976	83,254
Female	11,695	34,071	45,766
Male	10,557	26,869	37,426
Unknown	26	36	62



COVID-19: Jackson County vaccine summary

Vaccination data through May 10, 2021 as of May 11, 2021 at 12:05 AM

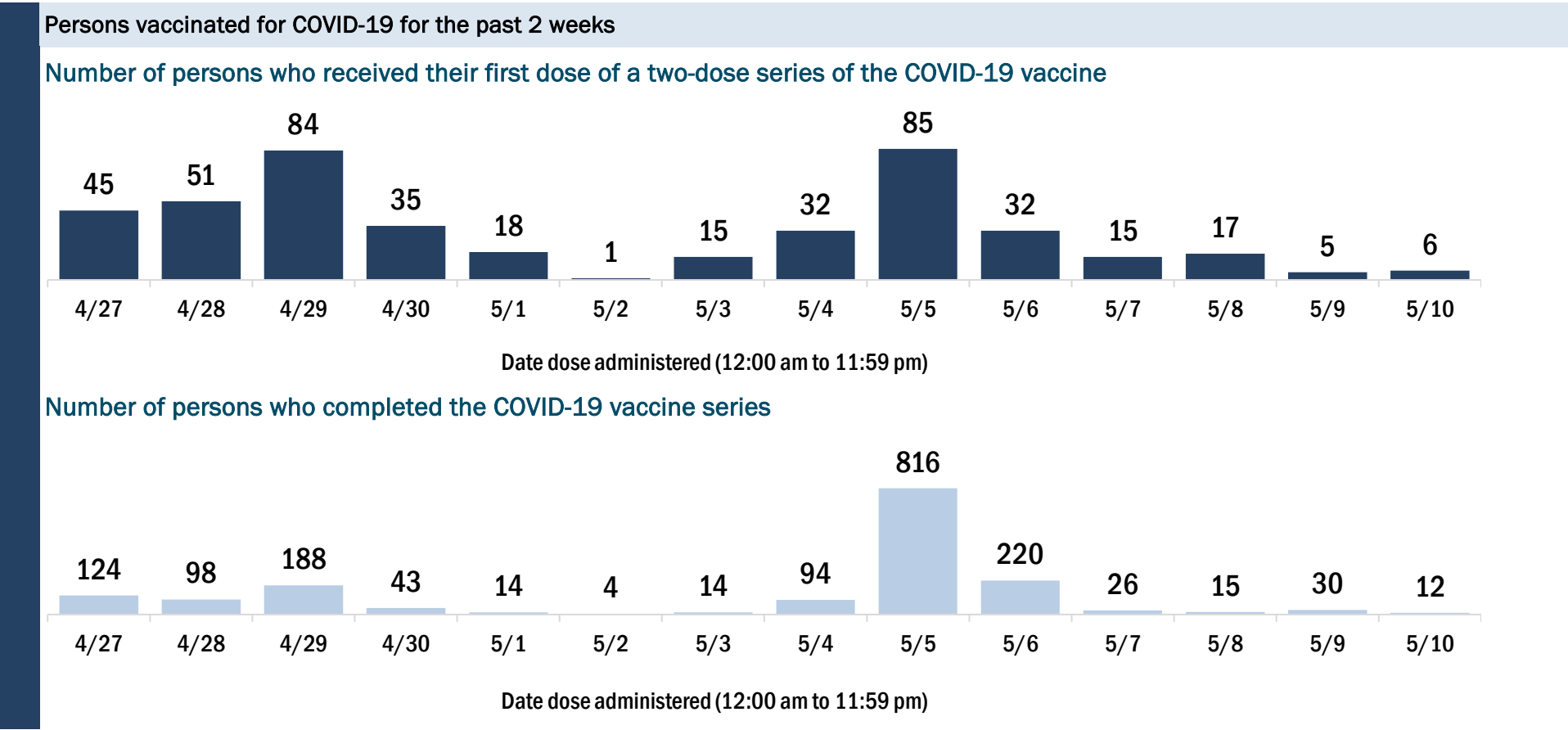
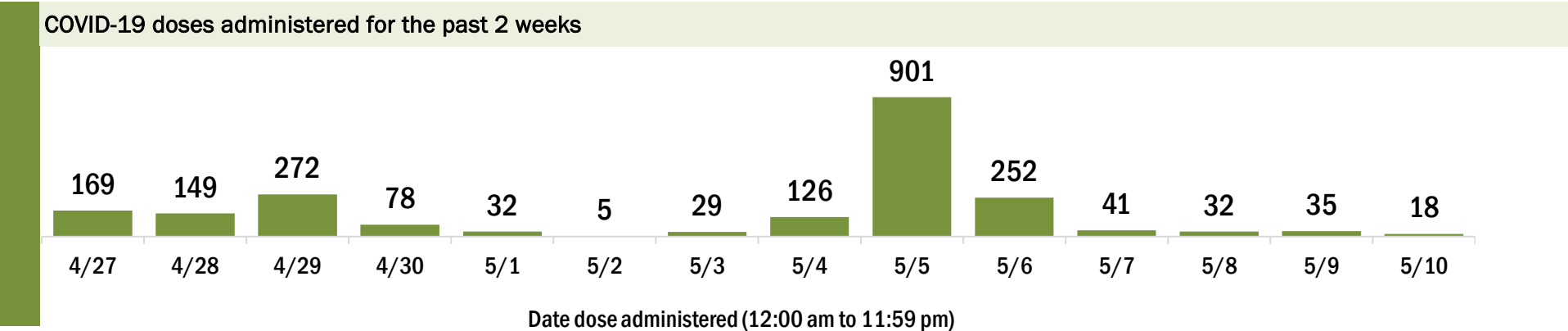
Data in this report are provisional and subject to change.

Data in this summary pertain to COVID-19 vaccines approved by the U.S. Food and Drug Administration and have been issued an Emergency Use Authorization (Janssen COVID-19 Vaccine, Moderna COVID-19 Vaccine and Pfizer-BioNTech COVID-19 Vaccine). These data summarize the number of people who have received either their first dose or have completed the series for a COVID-19 vaccine. **A person can only be counted in one category, first dose or series complete.** For persons receiving Moderna or Pfizer vaccines, once they receive their second dose, they are moved from the first dose column to the series completed column. **Because of this, the total first dose category may show a change from report to report not matching the total receiving their first dose from the previous day.** Persons receiving Johnson & Johnson vaccines will always be counted in the series completed column.

COVID-19 doses for vaccinated persons in Florida	
Doses administered	23,417
People receiving one dose of a 1-dose series (Johnson & Johnson) or receiving only one dose of a 2-dose series (Moderna, Pfizer) count once. Persons receiving both doses of a 2-dose series count twice.	

Current status of persons vaccinated for COVID-19 in Florida	
Total people vaccinated	13,648
First dose	3,013
Series completed	10,635
Completed 1-dose series	866
Completed 2-dose series	9,769
First dose: current number of people who have only received their first dose of the Moderna or Pfizer vaccine.	
Series complete: current number of people who have received both Moderna or Pfizer vaccine doses or one Johnson & Johnson dose and are considered fully immunized.	

Demographic summary	First dose	Series complete	Total people vaccinated
Age group	3,013	10,635	13,648
16-24 years	171	190	361
25-34 years	359	470	829
35-44 years	471	759	1,230
45-54 years	522	1,303	1,825
55-64 years	544	2,334	2,878
65-74 years	501	3,139	3,640
75-84 years	324	1,835	2,159
85+ years	121	605	726
Race	3,013	10,635	13,648
White	1,720	7,365	9,085
Black	812	2,259	3,071
American Indian/Alaskan	14	54	68
Other	177	446	623
Unknown	290	511	801
Other race includes Asian, native Hawaiian/Pacific Islander, or other.			
Ethnicity	3,013	10,635	13,648
Hispanic	150	237	387
Non-Hispanic	1,562	8,109	9,671
Unknown	1,301	2,289	3,590
Gender	3,013	10,635	13,648
Female	1,199	5,632	6,831
Male	1,813	5,003	6,816
Unknown	1	0	1



COVID-19: Jefferson County vaccine summary

Vaccination data through May 10, 2021 as of May 11, 2021 at 12:05 AM

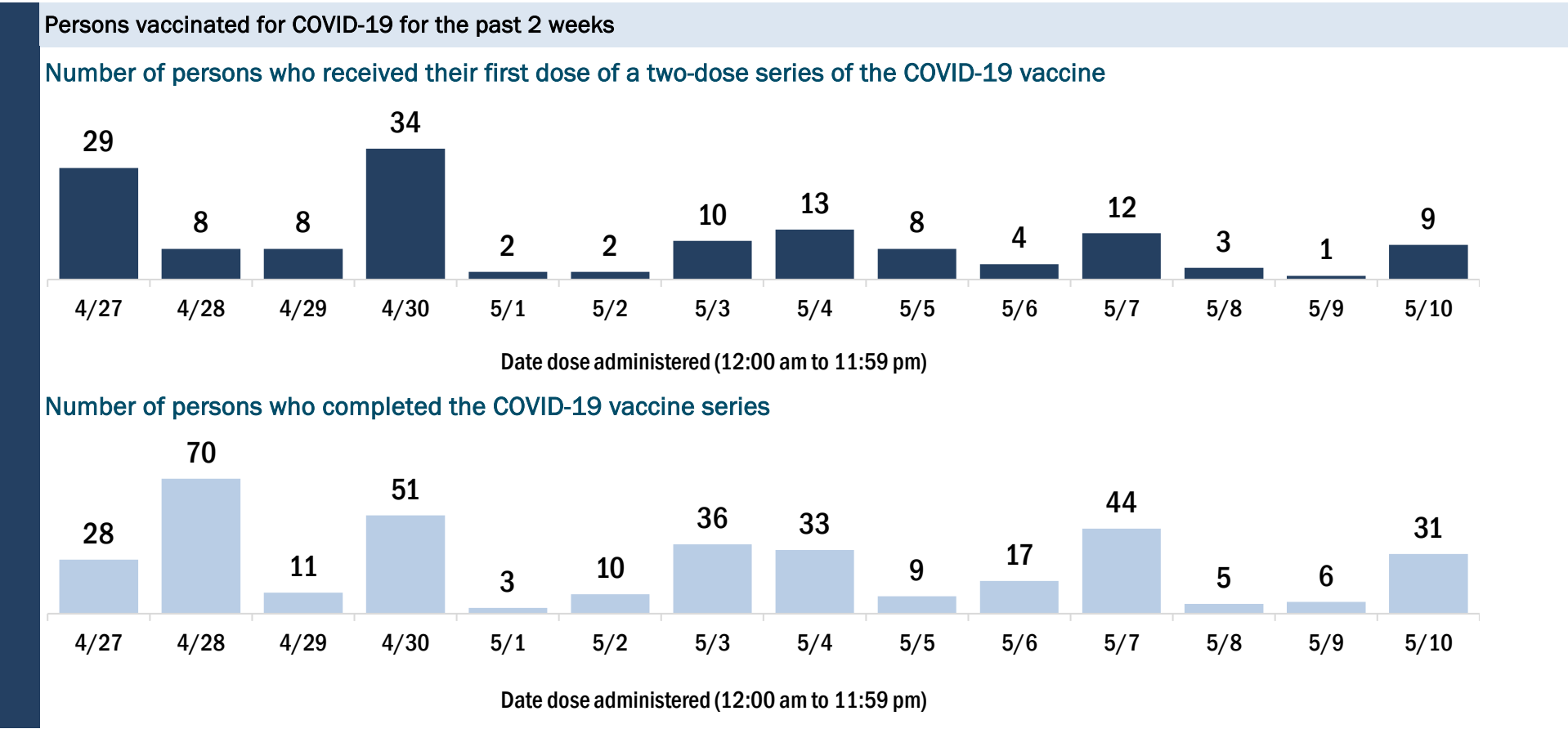
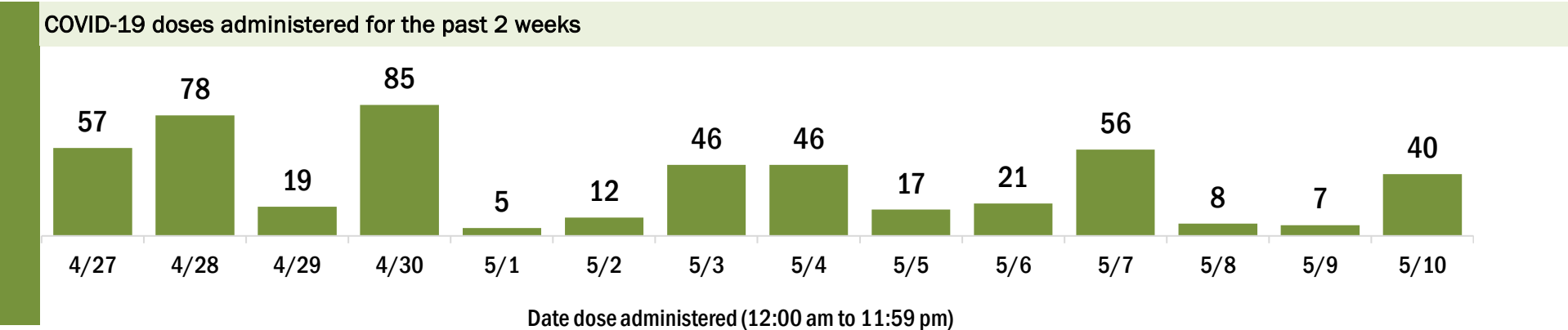
Data in this report are provisional and subject to change.

Data in this summary pertain to COVID-19 vaccines approved by the U.S. Food and Drug Administration and have been issued an Emergency Use Authorization (Janssen COVID-19 Vaccine, Moderna COVID-19 Vaccine and Pfizer-BioNTech COVID-19 Vaccine). These data summarize the number of people who have received either their first dose or have completed the series for a COVID-19 vaccine. **A person can only be counted in one category, first dose or series complete.** For persons receiving Moderna or Pfizer vaccines, once they receive their second dose, they are moved from the first dose column to the series completed column. **Because of this, the total first dose category may show a change from report to report not matching the total receiving their first dose from the previous day.** Persons receiving Johnson & Johnson vaccines will always be counted in the series completed column.

COVID-19 doses for vaccinated persons in Florida	
Doses administered	8,955
People receiving one dose of a 1-dose series (Johnson & Johnson) or receiving only one dose of a 2-dose series (Moderna, Pfizer) count once. Persons receiving both doses of a 2-dose series count twice.	

Current status of persons vaccinated for COVID-19 in Florida	
Total people vaccinated	5,150
First dose	1,048
Series completed	4,102
Completed 1-dose series	297
Completed 2-dose series	3,805
First dose: current number of people who have only received their first dose of the Moderna or Pfizer vaccine.	
Series complete: current number of people who have received both Moderna or Pfizer vaccine doses or one Johnson & Johnson dose and are considered fully immunized.	

Demographic summary	First dose	Series complete	Total people vaccinated
Age group	1,048	4,102	5,150
16-24 years	69	92	161
25-34 years	94	149	243
35-44 years	172	220	392
45-54 years	236	475	711
55-64 years	271	988	1,259
65-74 years	128	1,336	1,464
75-84 years	54	662	716
85+ years	24	180	204
Race	1,048	4,102	5,150
White	571	2,322	2,893
Black	325	956	1,281
American Indian/Alaskan	2	7	9
Other	91	551	642
Unknown	59	266	325
Other race includes Asian, native Hawaiian/Pacific Islander, or other.			
Ethnicity	1,048	4,102	5,150
Hispanic	26	94	120
Non-Hispanic	836	2,793	3,629
Unknown	186	1,215	1,401
Gender	1,048	4,102	5,150
Female	369	2,391	2,760
Male	679	1,711	2,390
Unknown	0	0	0



COVID-19: Lafayette County vaccine summary

Vaccination data through May 10, 2021 as of May 11, 2021 at 12:05 AM

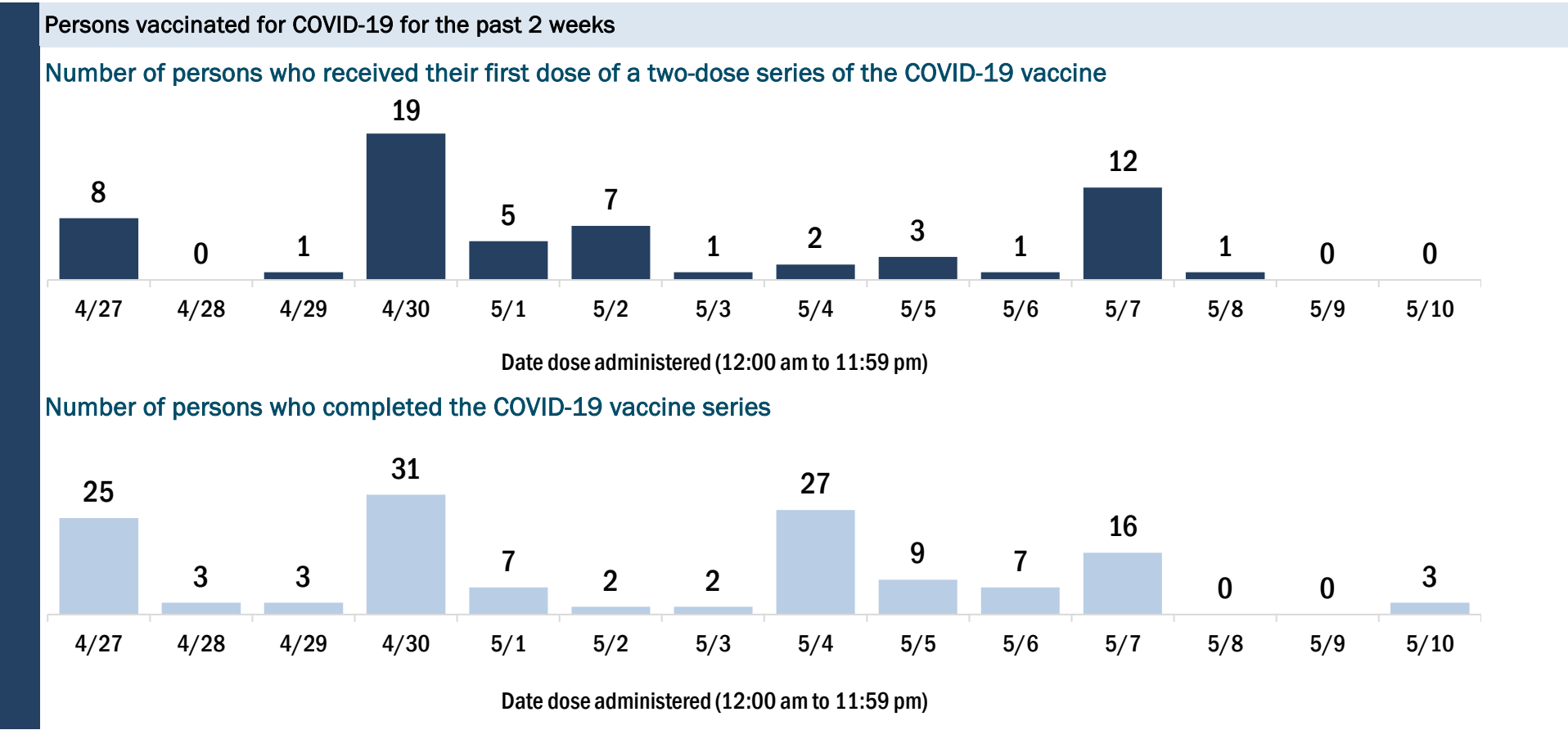
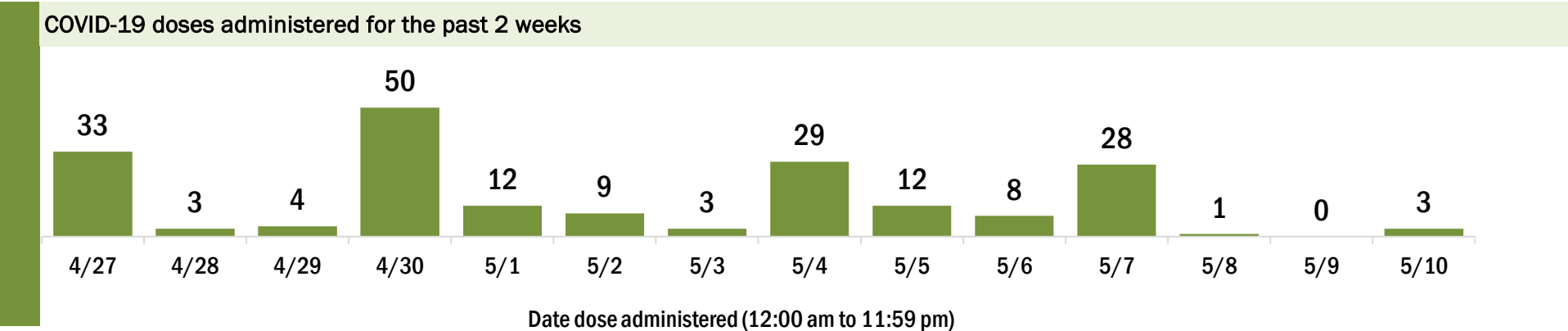
Data in this report are provisional and subject to change.

Data in this summary pertain to COVID-19 vaccines approved by the U.S. Food and Drug Administration and have been issued an Emergency Use Authorization (Janssen COVID-19 Vaccine, Moderna COVID-19 Vaccine and Pfizer-BioNTech COVID-19 Vaccine). These data summarize the number of people who have received either their first dose or have completed the series for a COVID-19 vaccine. **A person can only be counted in one category, first dose or series complete.** For persons receiving Moderna or Pfizer vaccines, once they receive their second dose, they are moved from the first dose column to the series completed column. **Because of this, the total first dose category may show a change from report to report not matching the total receiving their first dose from the previous day.** Persons receiving Johnson & Johnson vaccines will always be counted in the series completed column.

COVID-19 doses for vaccinated persons in Florida	
Doses administered	3,613
People receiving one dose of a 1-dose series (Johnson & Johnson) or receiving only one dose of a 2-dose series (Moderna, Pfizer) count once. Persons receiving both doses of a 2-dose series count twice.	

Current status of persons vaccinated for COVID-19 in Florida	
Total people vaccinated	2,159
First dose	660
Series completed	1,499
Completed 1-dose series	45
Completed 2-dose series	1,454
First dose: current number of people who have only received their first dose of the Moderna or Pfizer vaccine.	
Series complete: current number of people who have received both Moderna or Pfizer vaccine doses or one Johnson & Johnson dose and are considered fully immunized.	

Demographic summary	First dose	Series complete	Total people vaccinated
Age group	660	1,499	2,159
16-24 years	29	12	41
25-34 years	92	21	113
35-44 years	121	54	175
45-54 years	130	126	256
55-64 years	95	216	311
65-74 years	110	627	737
75-84 years	56	343	399
85+ years	27	100	127
Race	660	1,499	2,159
White	410	1,271	1,681
Black	143	53	196
American Indian/Alaskan	3	6	9
Other	47	88	135
Unknown	57	81	138
Other race includes Asian, native Hawaiian/Pacific Islander, or other.			
Ethnicity	660	1,499	2,159
Hispanic	51	66	117
Non-Hispanic	212	1,179	1,391
Unknown	397	254	651
Gender	660	1,499	2,159
Female	172	773	945
Male	487	726	1,213
Unknown	1	0	1



COVID-19: Lake County vaccine summary

Vaccination data through May 10, 2021 as of May 11, 2021 at 12:05 AM

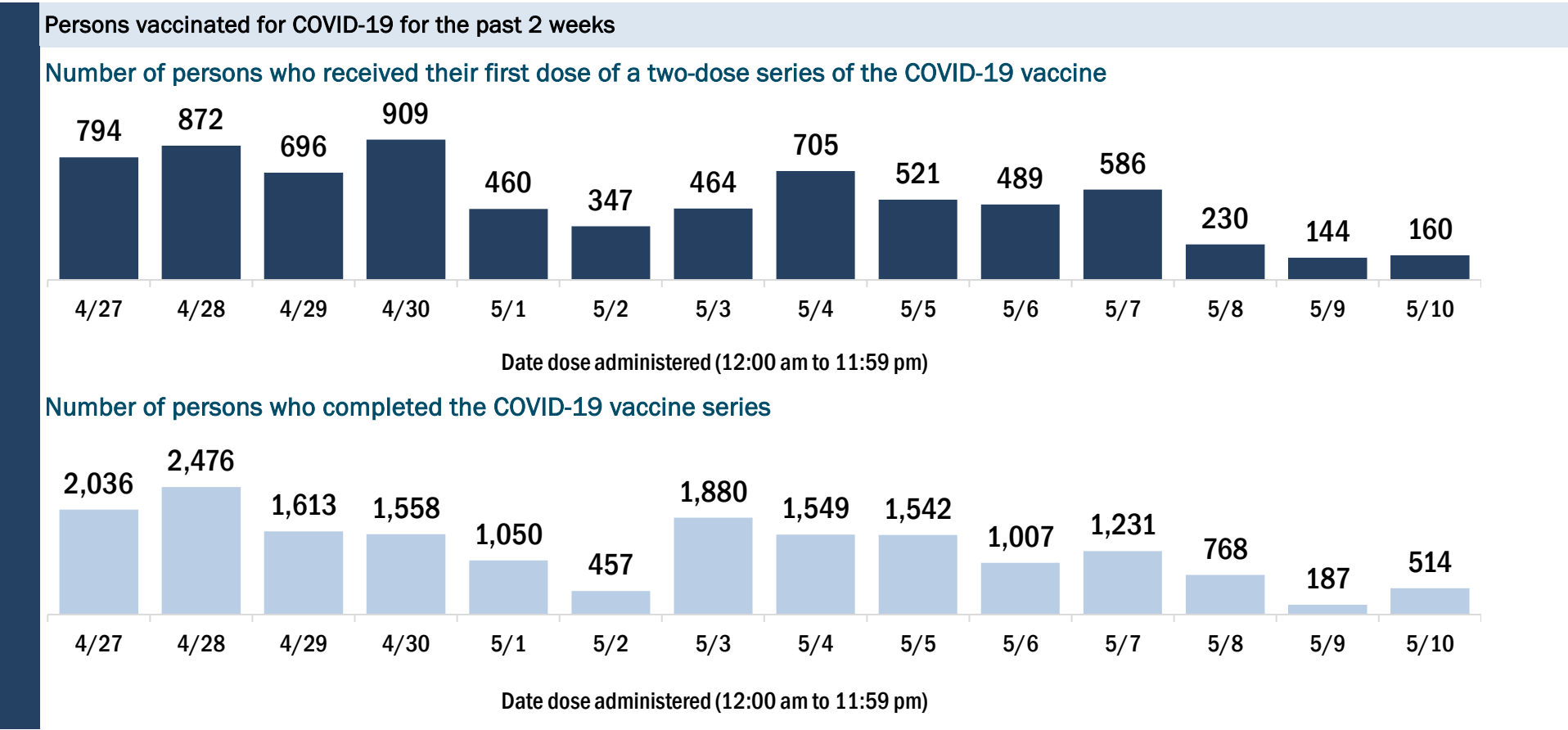
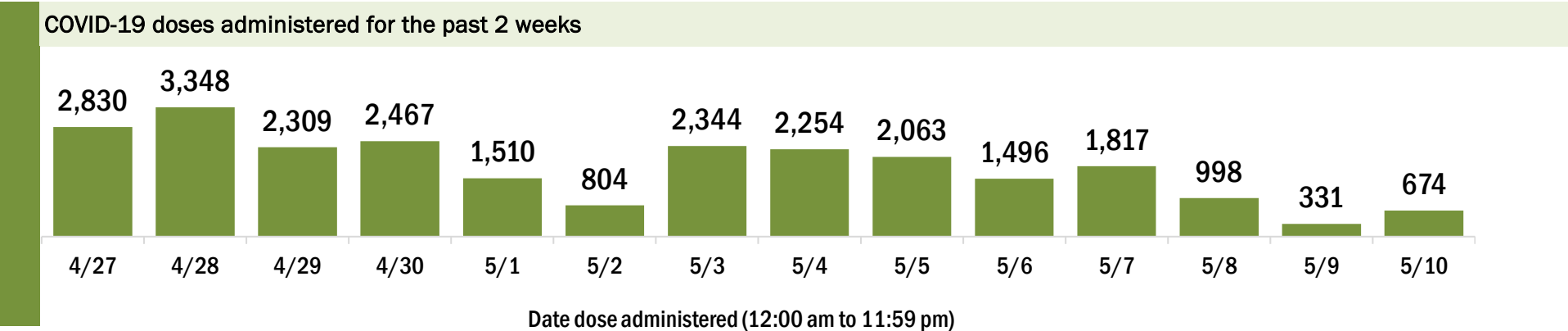
Data in this report are provisional and subject to change.

Data in this summary pertain to COVID-19 vaccines approved by the U.S. Food and Drug Administration and have been issued an Emergency Use Authorization (Janssen COVID-19 Vaccine, Moderna COVID-19 Vaccine and Pfizer-BioNTech COVID-19 Vaccine). These data summarize the number of people who have received either their first dose or have completed the series for a COVID-19 vaccine. **A person can only be counted in one category, first dose or series complete.** For persons receiving Moderna or Pfizer vaccines, once they receive their second dose, they are moved from the first dose column to the series completed column. **Because of this, the total first dose category may show a change from report to report not matching the total receiving their first dose from the previous day.** Persons receiving Johnson & Johnson vaccines will always be counted in the series completed column.

COVID-19 doses for vaccinated persons in Florida	
Doses administered	302,922
People receiving one dose of a 1-dose series (Johnson & Johnson) or receiving only one dose of a 2-dose series (Moderna, Pfizer) count once. Persons receiving both doses of a 2-dose series count twice.	

Current status of persons vaccinated for COVID-19 in Florida	
Total people vaccinated	171,085
First dose	31,595
Series completed	139,490
Completed 1-dose series	7,653
Completed 2-dose series	131,837
First dose: current number of people who have only received their first dose of the Moderna or Pfizer vaccine.	
Series complete: current number of people who have received both Moderna or Pfizer vaccine doses or one Johnson & Johnson dose and are considered fully immunized.	

Demographic summary	First dose	Series complete	Total people vaccinated
Age group	31,595	139,490	171,085
16-24 years	3,149	5,177	8,326
25-34 years	3,706	6,764	10,470
35-44 years	4,144	9,785	13,929
45-54 years	4,641	14,511	19,152
55-64 years	5,824	24,955	30,779
65-74 years	5,060	41,577	46,637
75-84 years	3,584	28,437	32,021
85+ years	1,487	8,284	9,771
Race	31,595	139,490	171,085
White	19,561	103,213	122,774
Black	2,192	7,248	9,440
American Indian/Alaskan	190	766	956
Other	3,537	12,543	16,080
Unknown	6,115	15,720	21,835
Other race includes Asian, native Hawaiian/Pacific Islander, or other.			
Ethnicity	31,595	139,490	171,085
Hispanic	4,120	10,828	14,948
Non-Hispanic	14,021	81,886	95,907
Unknown	13,454	46,776	60,230
Gender	31,595	139,490	171,085
Female	16,874	78,115	94,989
Male	14,667	61,260	75,927
Unknown	54	115	169



COVID-19: Lee County vaccine summary

Vaccination data through May 10, 2021 as of May 11, 2021 at 12:05 AM

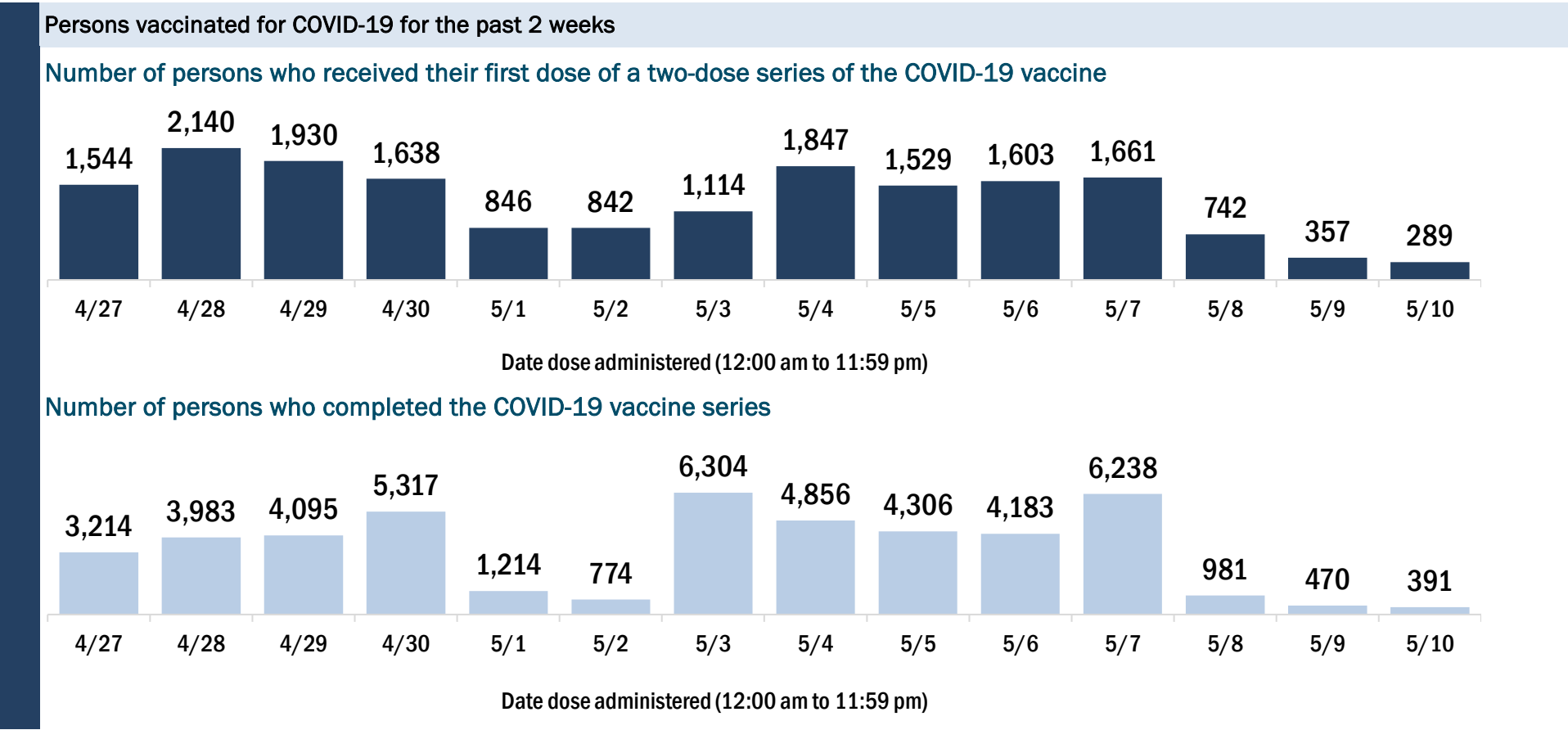
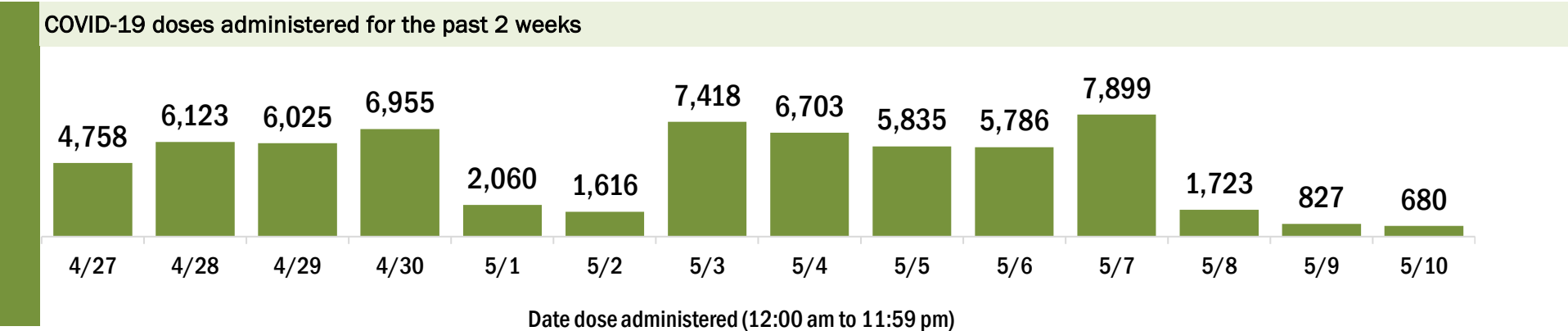
Data in this report are provisional and subject to change.

Data in this summary pertain to COVID-19 vaccines approved by the U.S. Food and Drug Administration and have been issued an Emergency Use Authorization (Janssen COVID-19 Vaccine, Moderna COVID-19 Vaccine and Pfizer-BioNTech COVID-19 Vaccine). These data summarize the number of people who have received either their first dose or have completed the series for a COVID-19 vaccine. **A person can only be counted in one category, first dose or series complete.** For persons receiving Moderna or Pfizer vaccines, once they receive their second dose, they are moved from the first dose column to the series completed column. **Because of this, the total first dose category may show a change from report to report not matching the total receiving their first dose from the previous day.** Persons receiving Johnson & Johnson vaccines will always be counted in the series completed column.

COVID-19 doses for vaccinated persons in Florida	
Doses administered	592,404
People receiving one dose of a 1-dose series (Johnson & Johnson) or receiving only one dose of a 2-dose series (Moderna, Pfizer) count once. Persons receiving both doses of a 2-dose series count twice.	

Current status of persons vaccinated for COVID-19 in Florida	
Total people vaccinated	339,354
First dose	70,932
Series completed	268,422
Completed 1-dose series	15,372
Completed 2-dose series	253,050
First dose: current number of people who have only received their first dose of the Moderna or Pfizer vaccine.	
Series complete: current number of people who have received both Moderna or Pfizer vaccine doses or one Johnson & Johnson dose and are considered fully immunized.	

Demographic summary	First dose	Series complete	Total people vaccinated
Age group	70,932	268,422	339,354
16-24 years	6,439	5,965	12,404
25-34 years	7,347	10,496	17,843
35-44 years	9,084	15,275	24,359
45-54 years	10,644	24,619	35,263
55-64 years	14,070	51,040	65,110
65-74 years	12,815	91,764	104,579
75-84 years	7,788	54,663	62,451
85+ years	2,745	14,600	17,345
Race	70,932	268,422	339,354
White	46,528	193,642	240,170
Black	3,270	6,655	9,925
American Indian/Alaskan	298	930	1,228
Other	6,908	18,283	25,191
Unknown	13,928	48,912	62,840
Other race includes Asian, native Hawaiian/Pacific Islander, or other.			
Ethnicity	70,932	268,422	339,354
Hispanic	12,952	21,600	34,552
Non-Hispanic	32,403	154,780	187,183
Unknown	25,577	92,042	117,619
Gender	70,932	268,422	339,354
Female	37,393	148,510	185,903
Male	33,353	119,478	152,831
Unknown	186	434	620



COVID-19: Leon County vaccine summary

Vaccination data through May 10, 2021 as of May 11, 2021 at 12:05 AM

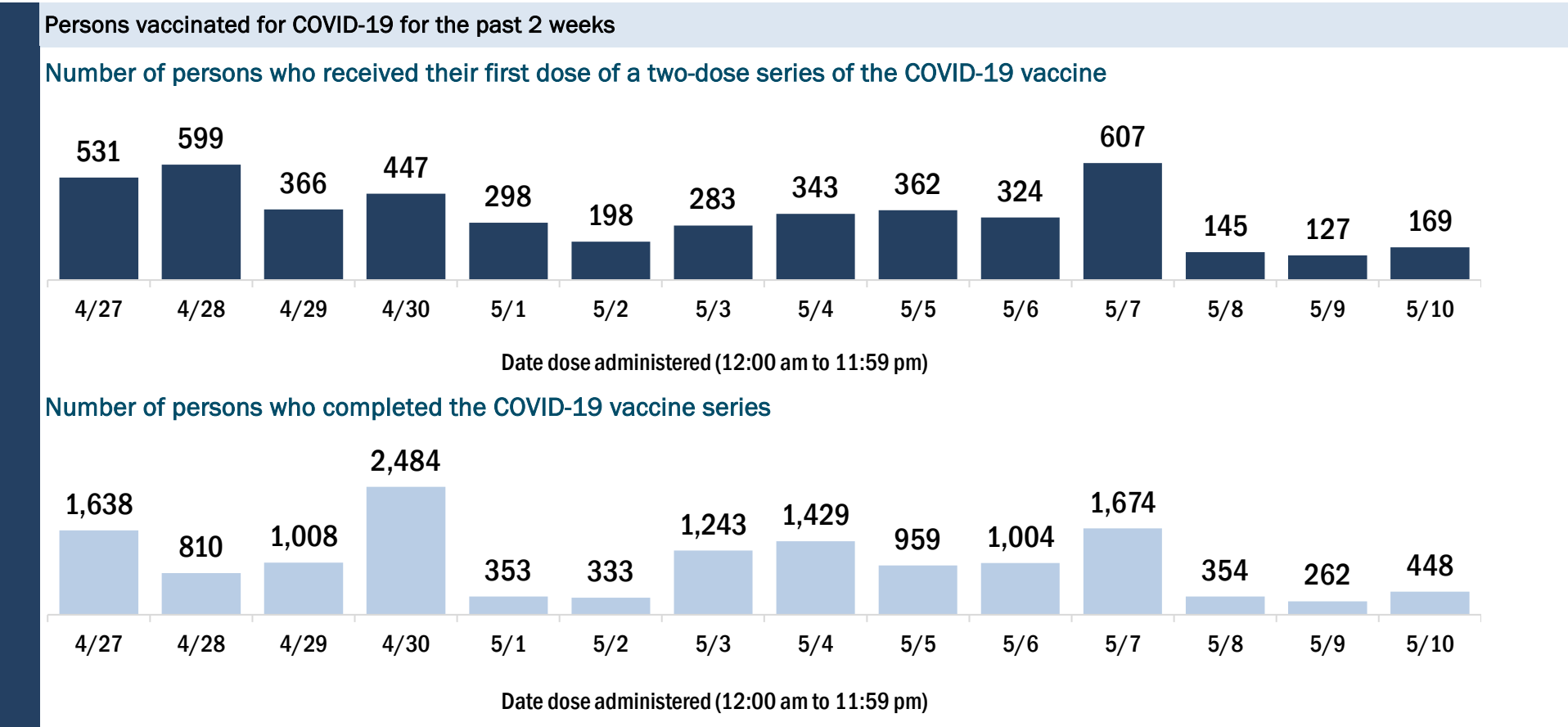
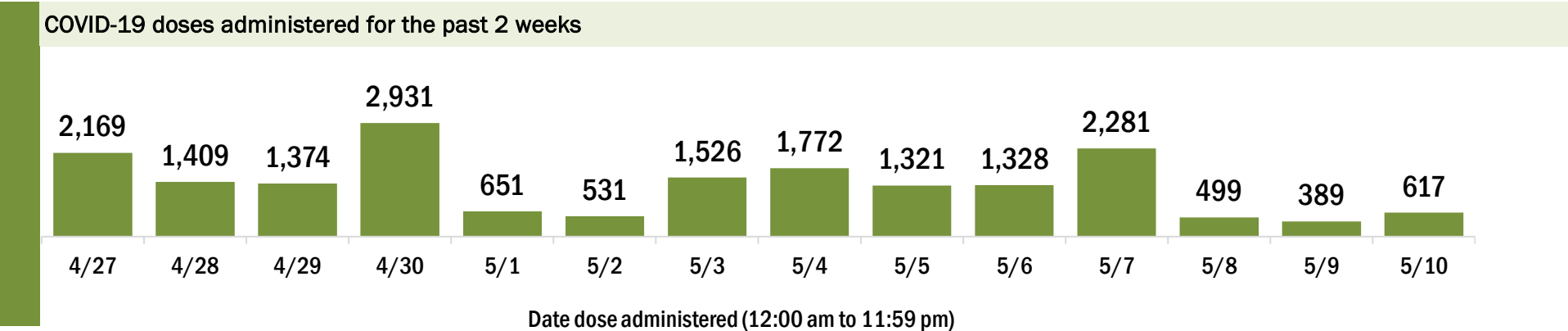
Data in this report are provisional and subject to change.

Data in this summary pertain to COVID-19 vaccines approved by the U.S. Food and Drug Administration and have been issued an Emergency Use Authorization (Janssen COVID-19 Vaccine, Moderna COVID-19 Vaccine and Pfizer-BioNTech COVID-19 Vaccine). These data summarize the number of people who have received either their first dose or have completed the series for a COVID-19 vaccine. **A person can only be counted in one category, first dose or series complete.** For persons receiving Moderna or Pfizer vaccines, once they receive their second dose, they are moved from the first dose column to the series completed column. **Because of this, the total first dose category may show a change from report to report not matching the total receiving their first dose from the previous day.** Persons receiving Johnson & Johnson vaccines will always be counted in the series completed column.

COVID-19 doses for vaccinated persons in Florida	
Doses administered	206,493
People receiving one dose of a 1-dose series (Johnson & Johnson) or receiving only one dose of a 2-dose series (Moderna, Pfizer) count once. Persons receiving both doses of a 2-dose series count twice.	

Current status of persons vaccinated for COVID-19 in Florida	
Total people vaccinated	116,743
First dose	22,124
Series completed	94,619
Completed 1-dose series	4,869
Completed 2-dose series	89,750
First dose: current number of people who have only received their first dose of the Moderna or Pfizer vaccine.	
Series complete: current number of people who have received both Moderna or Pfizer vaccine doses or one Johnson & Johnson dose and are considered fully immunized.	

Demographic summary	First dose	Series complete	Total people vaccinated
Age group	22,124	94,619	116,743
16-24 years	4,896	8,618	13,514
25-34 years	4,140	10,713	14,853
35-44 years	3,669	11,579	15,248
45-54 years	2,907	13,549	16,456
55-64 years	2,712	18,476	21,188
65-74 years	2,131	19,721	21,852
75-84 years	1,065	8,914	9,979
85+ years	604	3,049	3,653
Race	22,124	94,619	116,743
White	11,858	55,809	67,667
Black	3,940	13,248	17,188
American Indian/Alaskan	80	296	376
Other	3,019	16,507	19,526
Unknown	3,227	8,759	11,986
Other race includes Asian, native Hawaiian/Pacific Islander, or other.			
Ethnicity	22,124	94,619	116,743
Hispanic	1,650	4,519	6,169
Non-Hispanic	14,074	68,770	82,844
Unknown	6,400	21,330	27,730
Gender	22,124	94,619	116,743
Female	12,030	54,023	66,053
Male	10,049	40,556	50,605
Unknown	45	40	85



COVID-19: Levy County vaccine summary

Vaccination data through May 10, 2021 as of May 11, 2021 at 12:05 AM

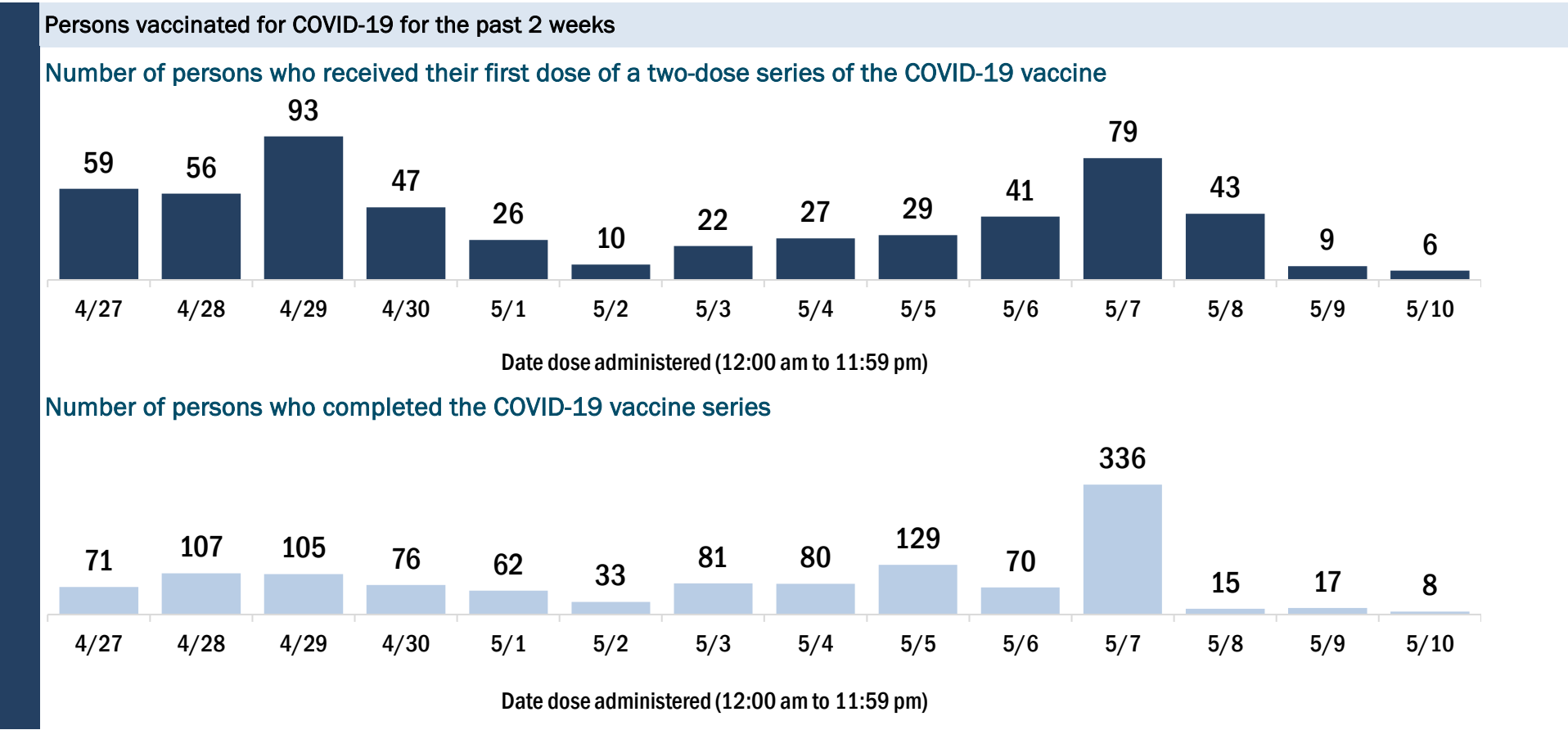
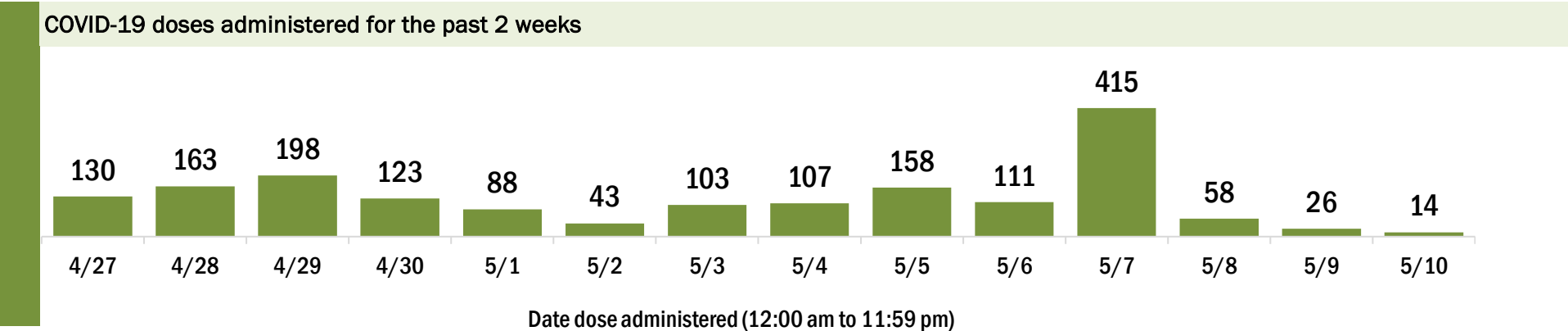
Data in this report are provisional and subject to change.

Data in this summary pertain to COVID-19 vaccines approved by the U.S. Food and Drug Administration and have been issued an Emergency Use Authorization (Janssen COVID-19 Vaccine, Moderna COVID-19 Vaccine and Pfizer-BioNTech COVID-19 Vaccine). These data summarize the number of people who have received either their first dose or have completed the series for a COVID-19 vaccine. **A person can only be counted in one category, first dose or series complete.** For persons receiving Moderna or Pfizer vaccines, once they receive their second dose, they are moved from the first dose column to the series completed column. **Because of this, the total first dose category may show a change from report to report not matching the total receiving their first dose from the previous day.** Persons receiving Johnson & Johnson vaccines will always be counted in the series completed column.

COVID-19 doses for vaccinated persons in Florida	
Doses administered	19,882
People receiving one dose of a 1-dose series (Johnson & Johnson) or receiving only one dose of a 2-dose series (Moderna, Pfizer) count once. Persons receiving both doses of a 2-dose series count twice.	

Current status of persons vaccinated for COVID-19 in Florida	
Total people vaccinated	11,558
First dose	2,011
Series completed	9,547
Completed 1-dose series	1,223
Completed 2-dose series	8,324
First dose: current number of people who have only received their first dose of the Moderna or Pfizer vaccine.	
Series complete: current number of people who have received both Moderna or Pfizer vaccine doses or one Johnson & Johnson dose and are considered fully immunized.	

Demographic summary	First dose	Series complete	Total people vaccinated
Age group	2,011	9,547	11,558
16-24 years	141	174	315
25-34 years	193	318	511
35-44 years	240	421	661
45-54 years	279	846	1,125
55-64 years	514	2,083	2,597
65-74 years	398	3,463	3,861
75-84 years	195	1,801	1,996
85+ years	51	441	492
Race	2,011	9,547	11,558
White	1,442	7,529	8,971
Black	194	634	828
American Indian/Alaskan	11	52	63
Other	166	537	703
Unknown	198	795	993
Other race includes Asian, native Hawaiian/Pacific Islander, or other.			
Ethnicity	2,011	9,547	11,558
Hispanic	202	400	602
Non-Hispanic	1,306	7,064	8,370
Unknown	503	2,083	2,586
Gender	2,011	9,547	11,558
Female	1,119	5,386	6,505
Male	889	4,161	5,050
Unknown	3	0	3



COVID-19: Liberty County vaccine summary

Vaccination data through May 10, 2021 as of May 11, 2021 at 12:05 AM

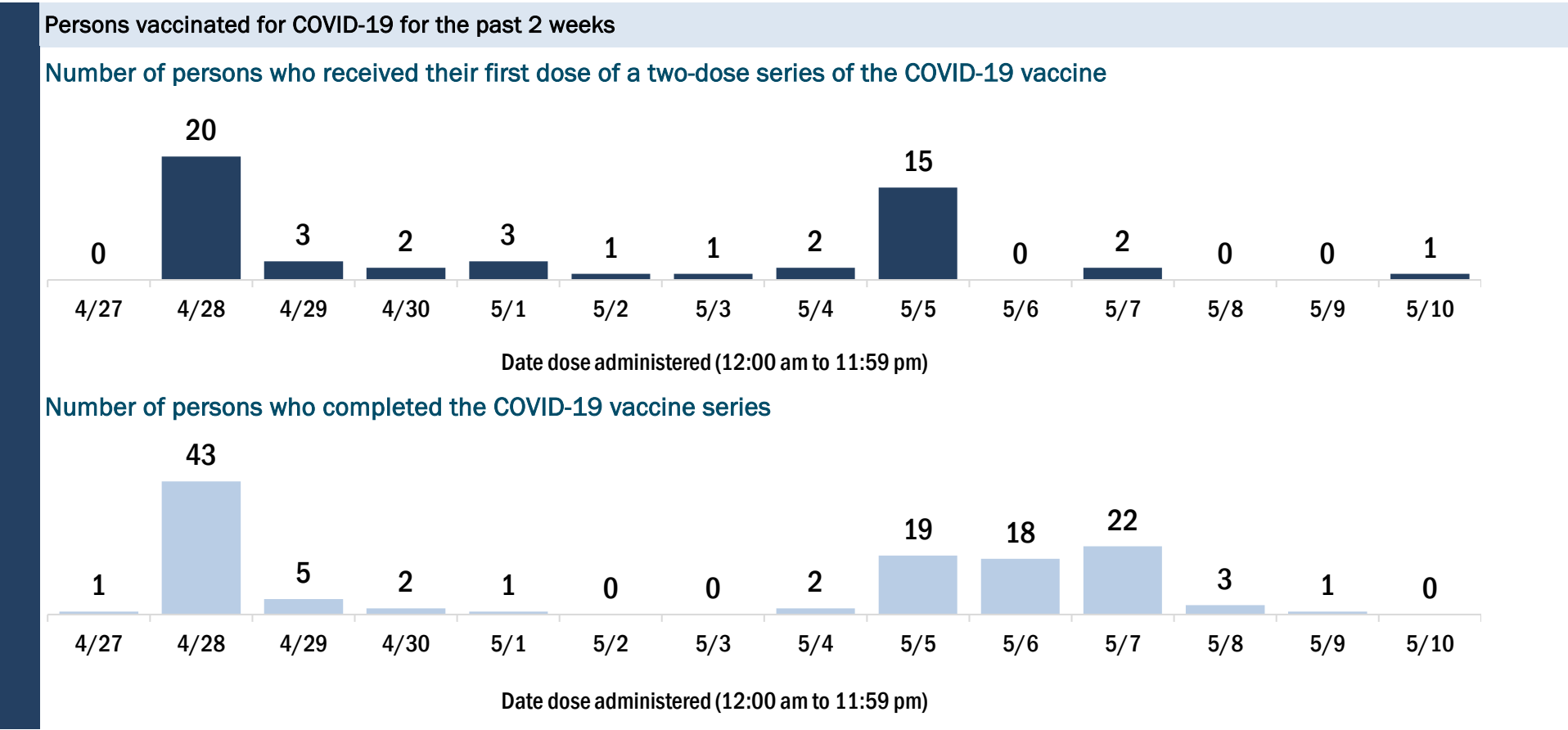
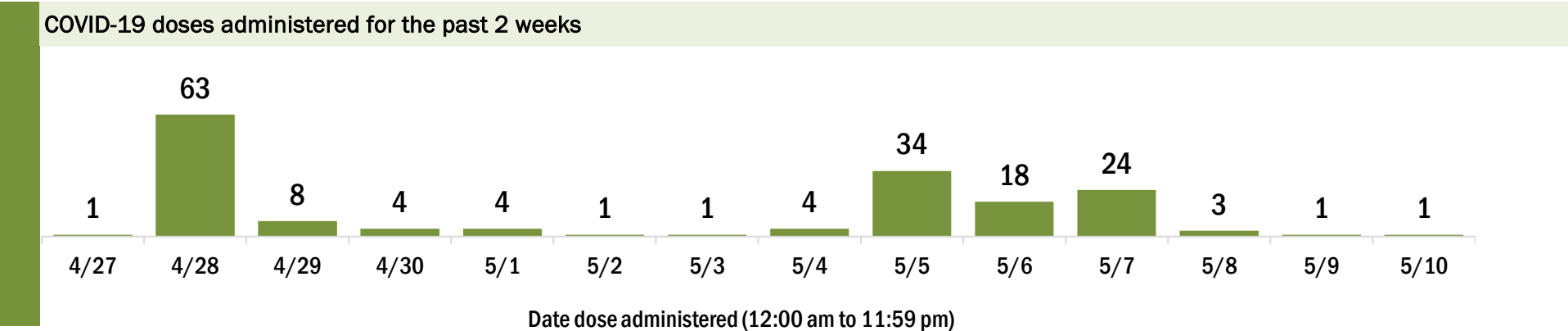
Data in this report are provisional and subject to change.

Data in this summary pertain to COVID-19 vaccines approved by the U.S. Food and Drug Administration and have been issued an Emergency Use Authorization (Janssen COVID-19 Vaccine, Moderna COVID-19 Vaccine and Pfizer-BioNTech COVID-19 Vaccine). These data summarize the number of people who have received either their first dose or have completed the series for a COVID-19 vaccine. **A person can only be counted in one category, first dose or series complete.** For persons receiving Moderna or Pfizer vaccines, once they receive their second dose, they are moved from the first dose column to the series completed column. **Because of this, the total first dose category may show a change from report to report not matching the total receiving their first dose from the previous day.** Persons receiving Johnson & Johnson vaccines will always be counted in the series completed column.

COVID-19 doses for vaccinated persons in Florida	
Doses administered	3,255
People receiving one dose of a 1-dose series (Johnson & Johnson) or receiving only one dose of a 2-dose series (Moderna, Pfizer) count once. Persons receiving both doses of a 2-dose series count twice.	

Current status of persons vaccinated for COVID-19 in Florida	
Total people vaccinated	2,018
First dose	694
Series completed	1,324
Completed 1-dose series	87
Completed 2-dose series	1,237
First dose: current number of people who have only received their first dose of the Moderna or Pfizer vaccine.	
Series complete: current number of people who have received both Moderna or Pfizer vaccine doses or one Johnson & Johnson dose and are considered fully immunized.	

Demographic summary	First dose	Series complete	Total people vaccinated
Age group	694	1,324	2,018
16-24 years	29	24	53
25-34 years	98	46	144
35-44 years	145	100	245
45-54 years	171	129	300
55-64 years	157	319	476
65-74 years	68	422	490
75-84 years	22	225	247
85+ years	4	59	63
Race	694	1,324	2,018
White	229	958	1,187
Black	89	125	214
American Indian/Alaskan	2	11	13
Other	38	105	143
Unknown	336	125	461
Other race includes Asian, native Hawaiian/Pacific Islander, or other.			
Ethnicity	694	1,324	2,018
Hispanic	12	21	33
Non-Hispanic	125	734	859
Unknown	557	569	1,126
Gender	694	1,324	2,018
Female	137	711	848
Male	557	613	1,170
Unknown	0	0	0



COVID-19: Madison County vaccine summary

Vaccination data through May 10, 2021 as of May 11, 2021 at 12:05 AM

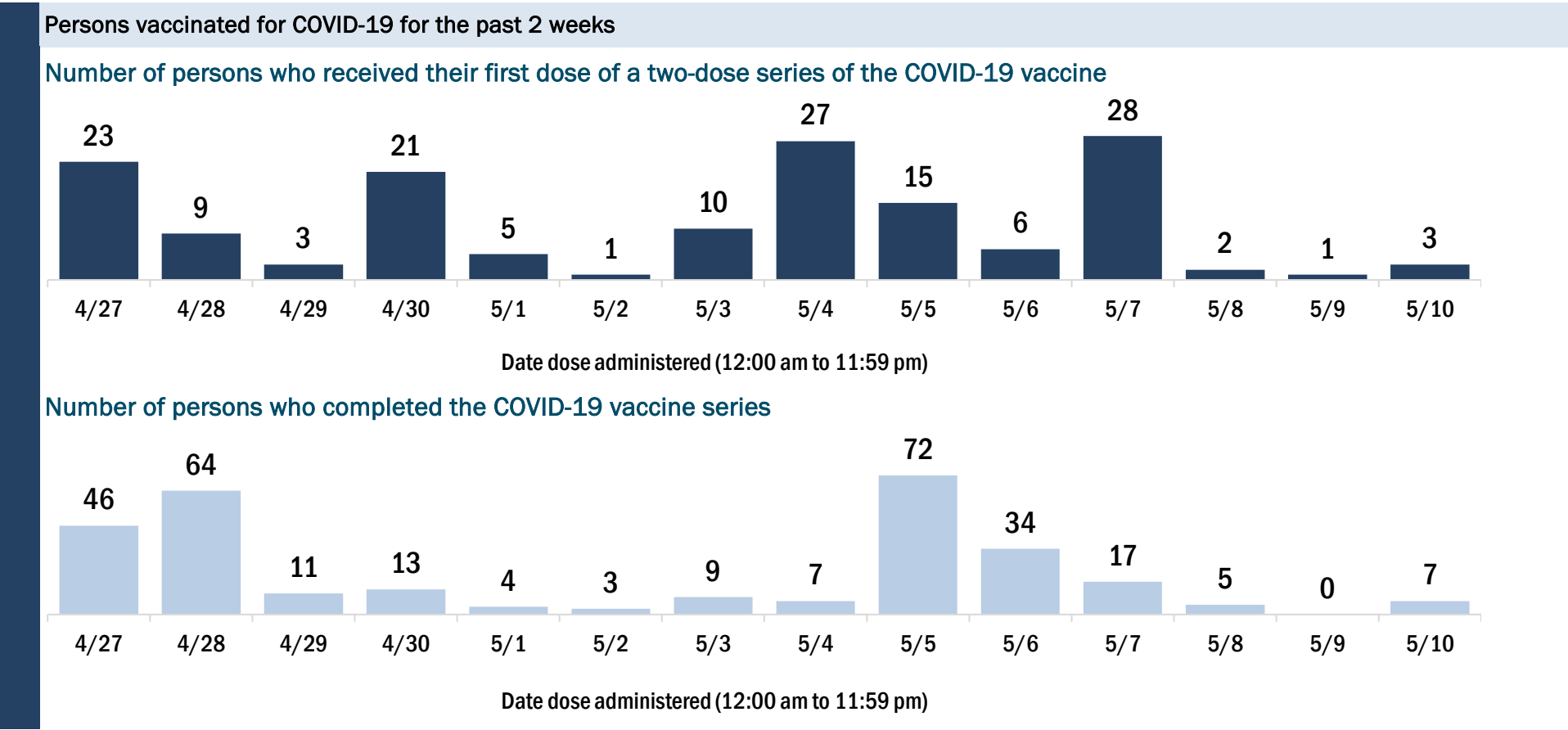
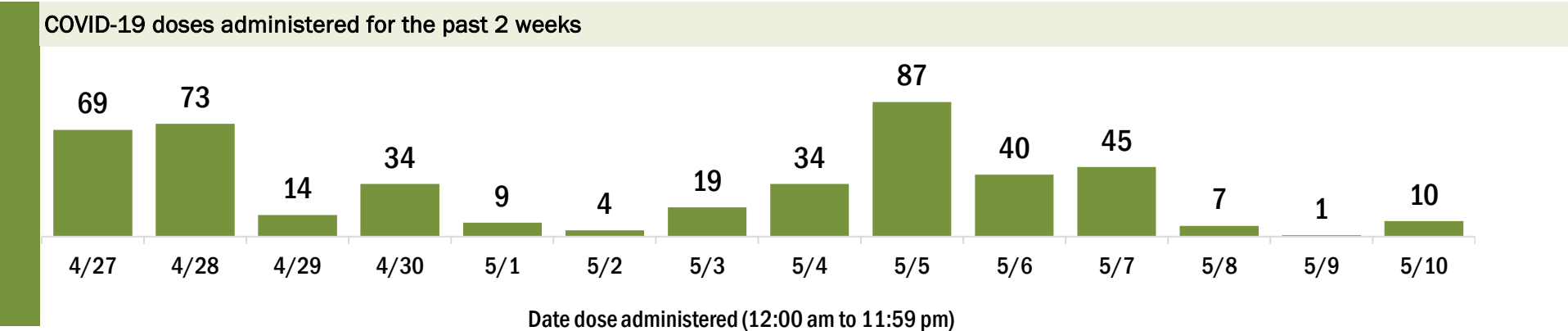
Data in this report are provisional and subject to change.

Data in this summary pertain to COVID-19 vaccines approved by the U.S. Food and Drug Administration and have been issued an Emergency Use Authorization (Janssen COVID-19 Vaccine, Moderna COVID-19 Vaccine and Pfizer-BioNTech COVID-19 Vaccine). These data summarize the number of people who have received either their first dose or have completed the series for a COVID-19 vaccine. **A person can only be counted in one category, first dose or series complete.** For persons receiving Moderna or Pfizer vaccines, once they receive their second dose, they are moved from the first dose column to the series completed column. **Because of this, the total first dose category may show a change from report to report not matching the total receiving their first dose from the previous day.** Persons receiving Johnson & Johnson vaccines will always be counted in the series completed column.

COVID-19 doses for vaccinated persons in Florida	
Doses administered	9,459
People receiving one dose of a 1-dose series (Johnson & Johnson) or receiving only one dose of a 2-dose series (Moderna, Pfizer) count once. Persons receiving both doses of a 2-dose series count twice.	

Current status of persons vaccinated for COVID-19 in Florida	
Total people vaccinated	5,711
First dose	1,527
Series completed	4,184
Completed 1-dose series	436
Completed 2-dose series	3,748
First dose: current number of people who have only received their first dose of the Moderna or Pfizer vaccine.	
Series complete: current number of people who have received both Moderna or Pfizer vaccine doses or one Johnson & Johnson dose and are considered fully immunized.	

Demographic summary	First dose	Series complete	Total people vaccinated
Age group	1,527	4,184	5,711
16-24 years	74	70	144
25-34 years	160	138	298
35-44 years	272	245	517
45-54 years	326	442	768
55-64 years	421	870	1,291
65-74 years	183	1,434	1,617
75-84 years	68	774	842
85+ years	23	211	234
Race	1,527	4,184	5,711
White	765	2,373	3,138
Black	548	1,223	1,771
American Indian/Alaskan	1	9	10
Other	116	335	451
Unknown	97	244	341
Other race includes Asian, native Hawaiian/Pacific Islander, or other.			
Ethnicity	1,527	4,184	5,711
Hispanic	110	114	224
Non-Hispanic	1,204	2,295	3,499
Unknown	213	1,775	1,988
Gender	1,527	4,184	5,711
Female	493	2,343	2,836
Male	1,034	1,841	2,875
Unknown	0	0	0



COVID-19: Manatee County vaccine summary

Vaccination data through May 10, 2021 as of May 11, 2021 at 12:05 AM

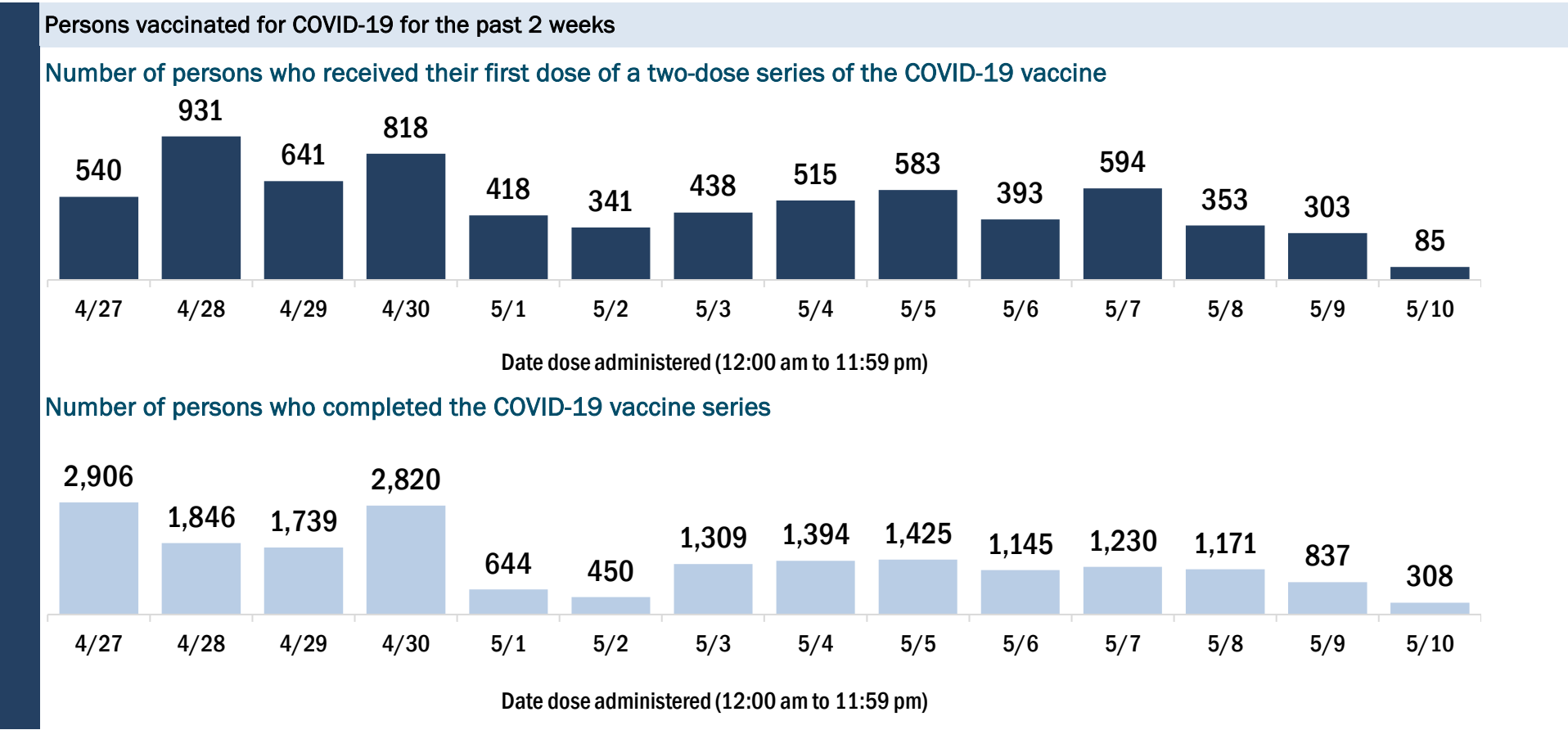
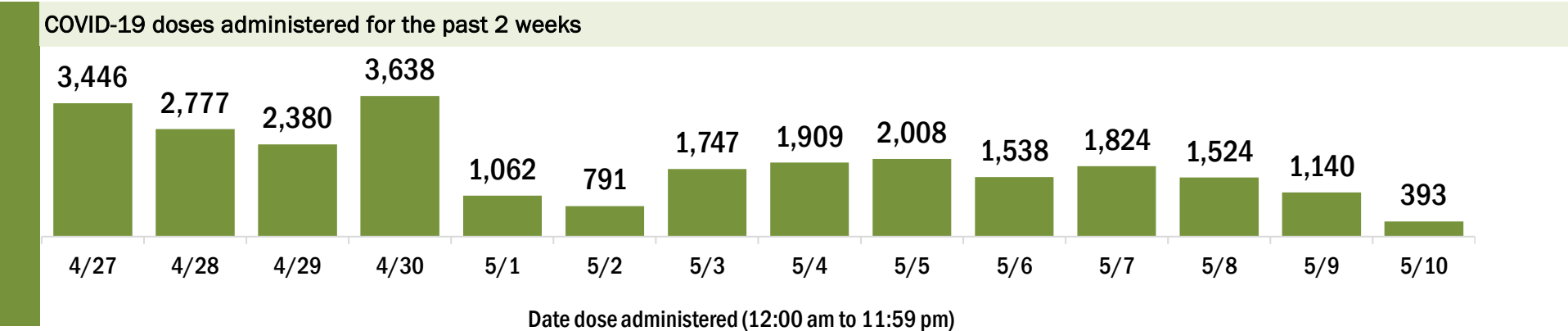
Data in this report are provisional and subject to change.

Data in this summary pertain to COVID-19 vaccines approved by the U.S. Food and Drug Administration and have been issued an Emergency Use Authorization (Janssen COVID-19 Vaccine, Moderna COVID-19 Vaccine and Pfizer-BioNTech COVID-19 Vaccine). These data summarize the number of people who have received either their first dose or have completed the series for a COVID-19 vaccine. **A person can only be counted in one category, first dose or series complete.** For persons receiving Moderna or Pfizer vaccines, once they receive their second dose, they are moved from the first dose column to the series completed column. **Because of this, the total first dose category may show a change from report to report not matching the total receiving their first dose from the previous day.** Persons receiving Johnson & Johnson vaccines will always be counted in the series completed column.

COVID-19 doses for vaccinated persons in Florida	
Doses administered	307,014
People receiving one dose of a 1-dose series (Johnson & Johnson) or receiving only one dose of a 2-dose series (Moderna, Pfizer) count once. Persons receiving both doses of a 2-dose series count twice.	

Current status of persons vaccinated for COVID-19 in Florida	
Total people vaccinated	176,471
First dose	38,839
Series completed	137,632
Completed 1-dose series	7,089
Completed 2-dose series	130,543
First dose: current number of people who have only received their first dose of the Moderna or Pfizer vaccine.	
Series complete: current number of people who have received both Moderna or Pfizer vaccine doses or one Johnson & Johnson dose and are considered fully immunized.	

Demographic summary	First dose	Series complete	Total people vaccinated
Age group	38,839	137,632	176,471
16-24 years	3,458	3,677	7,135
25-34 years	4,182	5,881	10,063
35-44 years	4,882	8,728	13,610
45-54 years	5,624	14,641	20,265
55-64 years	7,186	28,052	35,238
65-74 years	7,265	43,847	51,112
75-84 years	4,493	25,068	29,561
85+ years	1,749	7,738	9,487
Race	38,839	137,632	176,471
White	26,542	105,337	131,879
Black	1,594	4,330	5,924
American Indian/Alaskan	179	540	719
Other	3,535	10,379	13,914
Unknown	6,989	17,046	24,035
Other race includes Asian, native Hawaiian/Pacific Islander, or other.			
Ethnicity	38,839	137,632	176,471
Hispanic	4,548	7,619	12,167
Non-Hispanic	19,954	84,047	104,001
Unknown	14,337	45,966	60,303
Gender	38,839	137,632	176,471
Female	20,644	76,440	97,084
Male	18,085	61,110	79,195
Unknown	110	82	192



COVID-19: Marion County vaccine summary

Vaccination data through May 10, 2021 as of May 11, 2021 at 12:05 AM

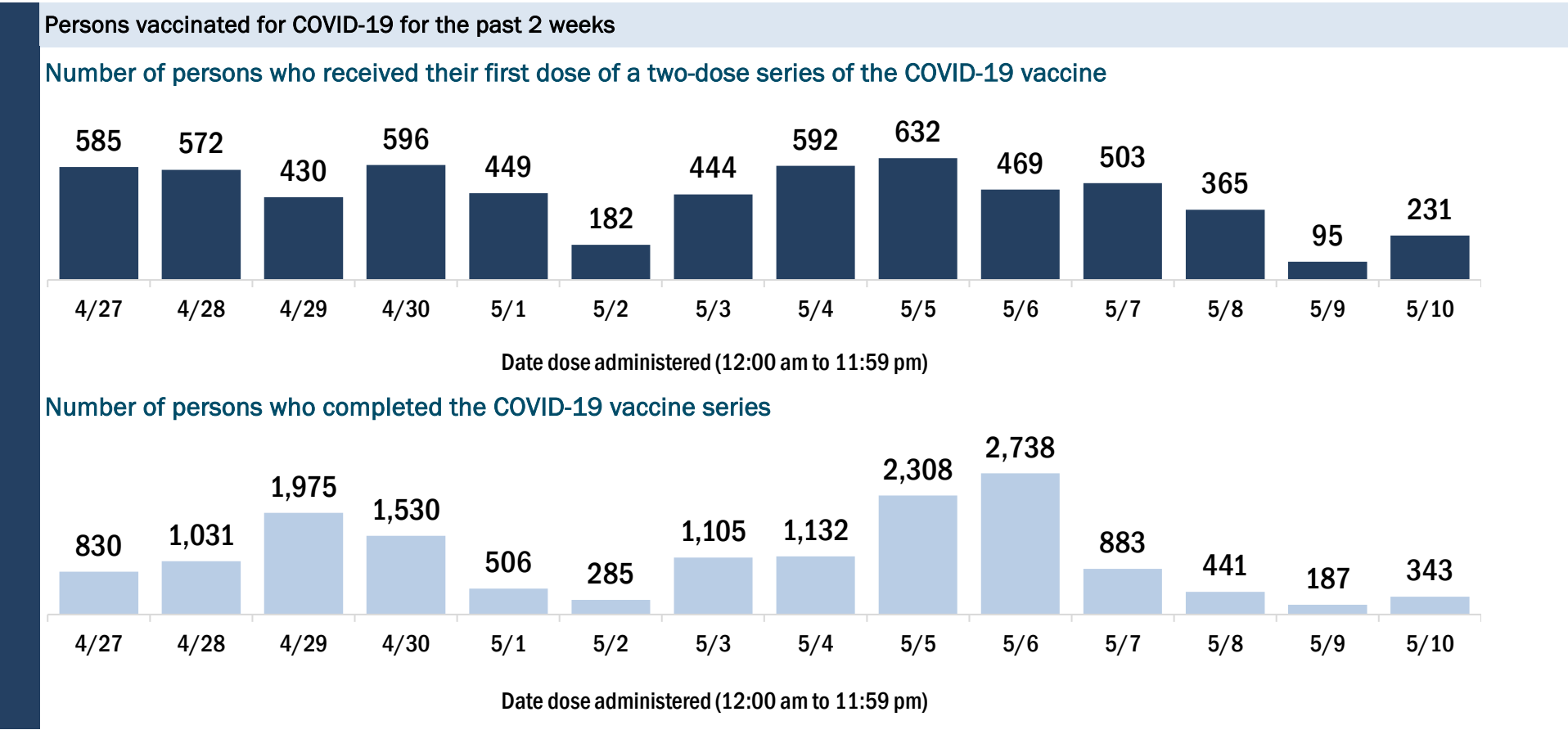
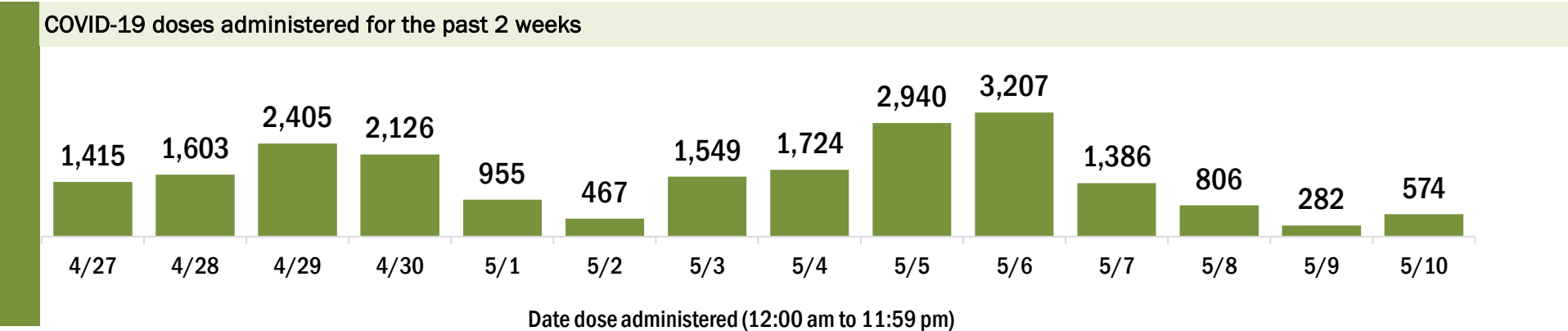
Data in this report are provisional and subject to change.

Data in this summary pertain to COVID-19 vaccines approved by the U.S. Food and Drug Administration and have been issued an Emergency Use Authorization (Janssen COVID-19 Vaccine, Moderna COVID-19 Vaccine and Pfizer-BioNTech COVID-19 Vaccine). These data summarize the number of people who have received either their first dose or have completed the series for a COVID-19 vaccine. **A person can only be counted in one category, first dose or series complete.** For persons receiving Moderna or Pfizer vaccines, once they receive their second dose, they are moved from the first dose column to the series completed column. **Because of this, the total first dose category may show a change from report to report not matching the total receiving their first dose from the previous day.** Persons receiving Johnson & Johnson vaccines will always be counted in the series completed column.

COVID-19 doses for vaccinated persons in Florida	
Doses administered	246,348
People receiving one dose of a 1-dose series (Johnson & Johnson) or receiving only one dose of a 2-dose series (Moderna, Pfizer) count once. Persons receiving both doses of a 2-dose series count twice.	

Current status of persons vaccinated for COVID-19 in Florida	
Total people vaccinated	138,809
First dose	25,685
Series completed	113,124
Completed 1-dose series	5,585
Completed 2-dose series	107,539
First dose: current number of people who have only received their first dose of the Moderna or Pfizer vaccine.	
Series complete: current number of people who have received both Moderna or Pfizer vaccine doses or one Johnson & Johnson dose and are considered fully immunized.	

Demographic summary	First dose	Series complete	Total people vaccinated
Age group	25,685	113,124	138,809
16-24 years	2,282	3,000	5,282
25-34 years	2,607	4,751	7,358
35-44 years	3,160	6,827	9,987
45-54 years	3,790	10,735	14,525
55-64 years	5,345	20,815	26,160
65-74 years	4,392	36,085	40,477
75-84 years	2,870	24,031	26,901
85+ years	1,239	6,880	8,119
Race	25,685	113,124	138,809
White	15,403	79,072	94,475
Black	2,174	7,901	10,075
American Indian/Alaskan	110	438	548
Other	3,100	10,475	13,575
Unknown	4,898	15,238	20,136
Other race includes Asian, native Hawaiian/Pacific Islander, or other.			
Ethnicity	25,685	113,124	138,809
Hispanic	3,454	9,051	12,505
Non-Hispanic	12,400	70,600	83,000
Unknown	9,831	33,473	43,304
Gender	25,685	113,124	138,809
Female	14,461	64,224	78,685
Male	11,194	48,859	60,053
Unknown	30	41	71



COVID-19: Martin County vaccine summary

Vaccination data through May 10, 2021 as of May 11, 2021 at 12:05 AM

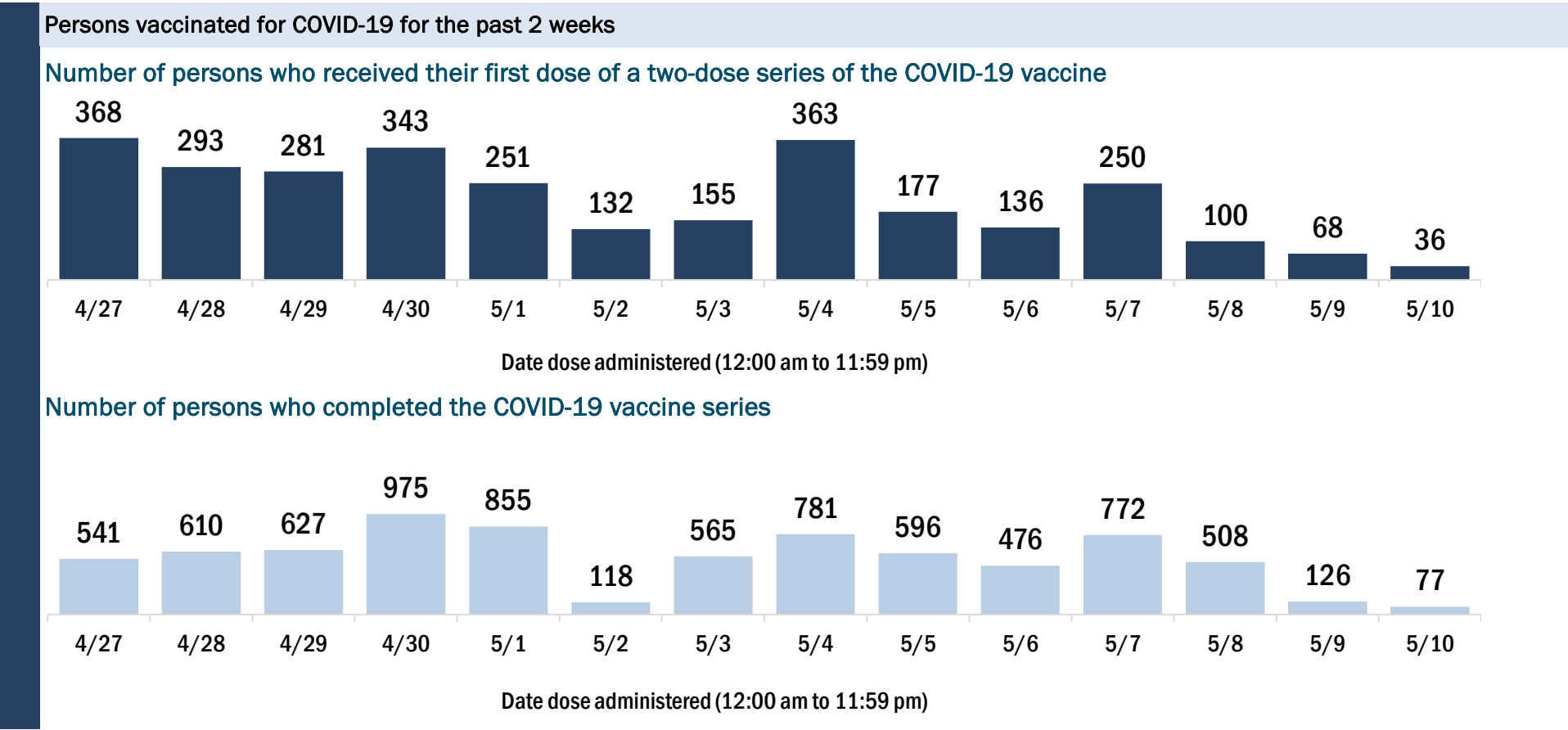
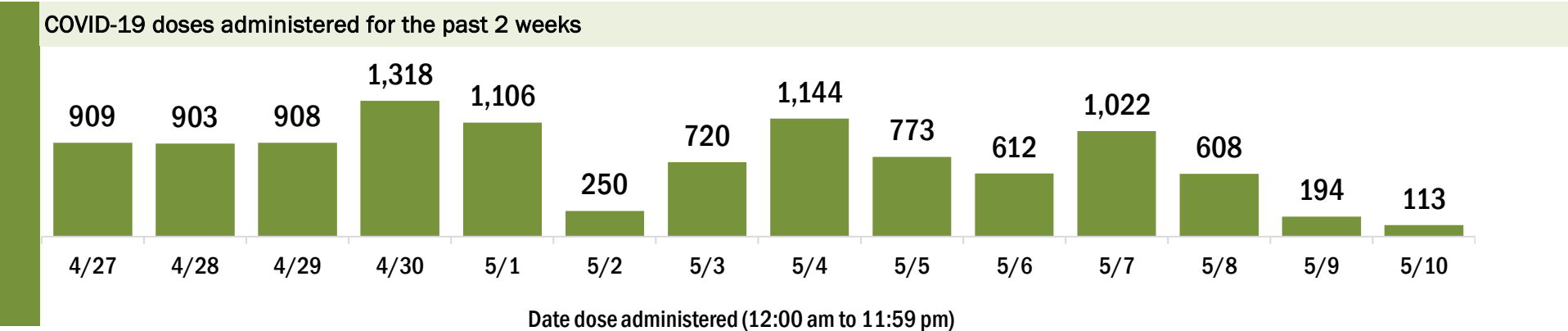
Data in this report are provisional and subject to change.

Data in this summary pertain to COVID-19 vaccines approved by the U.S. Food and Drug Administration and have been issued an Emergency Use Authorization (Janssen COVID-19 Vaccine, Moderna COVID-19 Vaccine and Pfizer-BioNTech COVID-19 Vaccine). These data summarize the number of people who have received either their first dose or have completed the series for a COVID-19 vaccine. **A person can only be counted in one category, first dose or series complete.** For persons receiving Moderna or Pfizer vaccines, once they receive their second dose, they are moved from the first dose column to the series completed column. **Because of this, the total first dose category may show a change from report to report not matching the total receiving their first dose from the previous day.** Persons receiving Johnson & Johnson vaccines will always be counted in the series completed column.

COVID-19 doses for vaccinated persons in Florida	
Doses administered	134,601
People receiving one dose of a 1-dose series (Johnson & Johnson) or receiving only one dose of a 2-dose series (Moderna, Pfizer) count once. Persons receiving both doses of a 2-dose series count twice.	

Current status of persons vaccinated for COVID-19 in Florida	
Total people vaccinated	77,966
First dose	17,768
Series completed	60,198
Completed 1-dose series	3,563
Completed 2-dose series	56,635
First dose: current number of people who have only received their first dose of the Moderna or Pfizer vaccine.	
Series complete: current number of people who have received both Moderna or Pfizer vaccine doses or one Johnson & Johnson dose and are considered fully immunized.	

Demographic summary	First dose	Series complete	Total people vaccinated
Age group	17,768	60,198	77,966
16-24 years	1,296	1,318	2,614
25-34 years	1,499	1,837	3,336
35-44 years	1,986	3,071	5,057
45-54 years	2,656	5,196	7,852
55-64 years	4,232	11,763	15,995
65-74 years	3,128	19,102	22,230
75-84 years	2,056	13,188	15,244
85+ years	915	4,723	5,638
Race	17,768	60,198	77,966
White	12,362	41,273	53,635
Black	800	1,197	1,997
American Indian/Alaskan	68	112	180
Other	1,338	4,266	5,604
Unknown	3,200	13,350	16,550
Other race includes Asian, native Hawaiian/Pacific Islander, or other.			
Ethnicity	17,768	60,198	77,966
Hispanic	1,484	2,398	3,882
Non-Hispanic	8,784	26,998	35,782
Unknown	7,500	30,802	38,302
Gender	17,768	60,198	77,966
Female	8,924	33,831	42,755
Male	8,826	26,349	35,175
Unknown	18	18	36



COVID-19: Monroe County vaccine summary

Vaccination data through May 10, 2021 as of May 11, 2021 at 12:05 AM

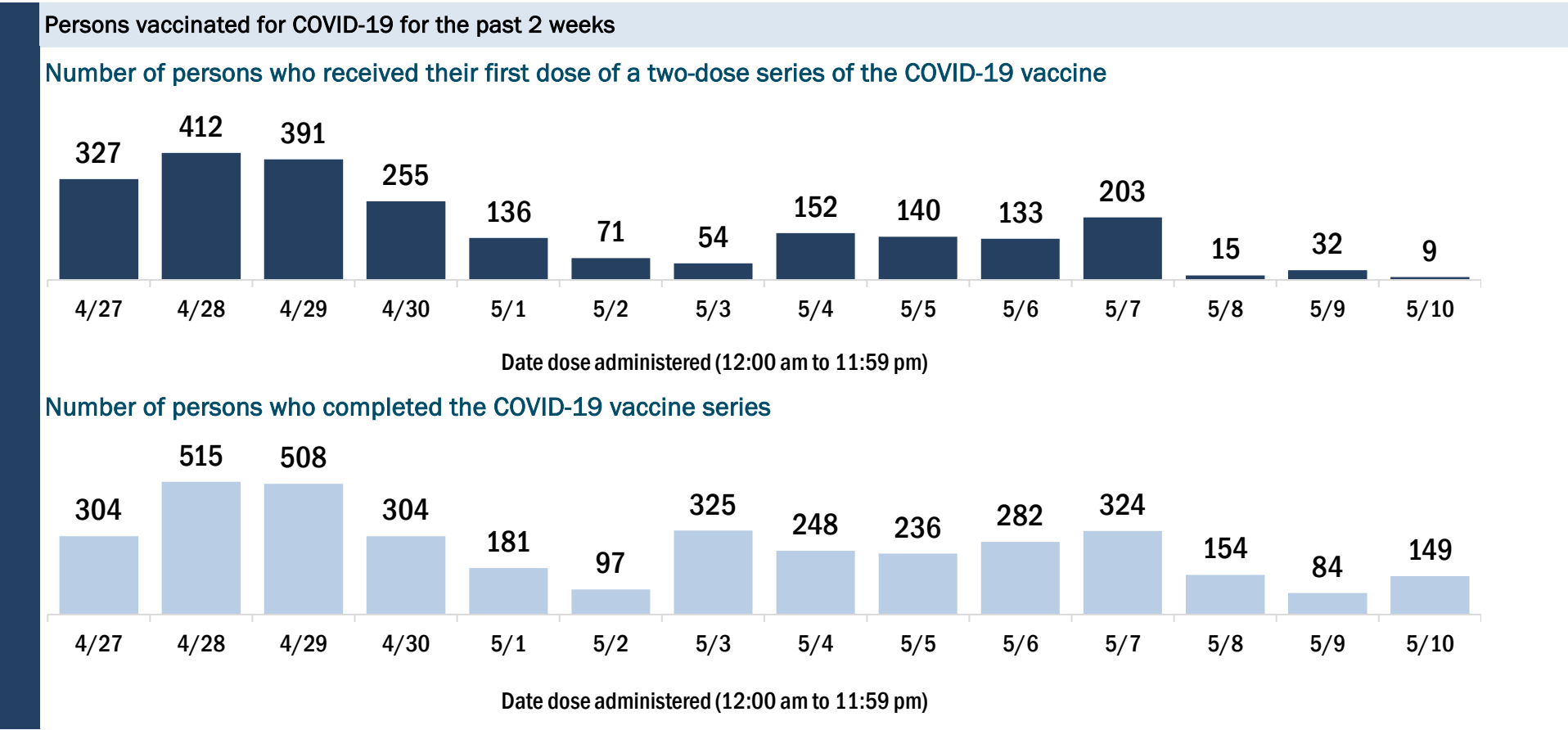
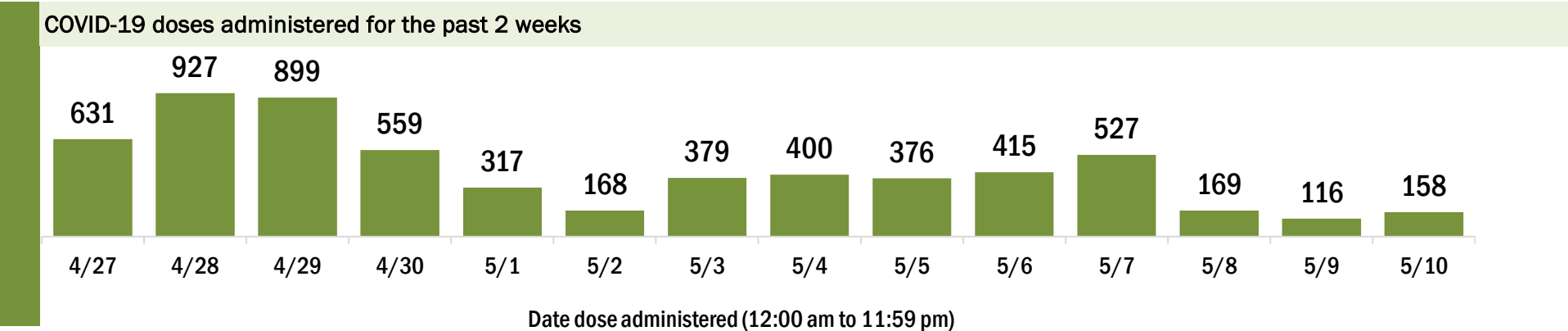
Data in this report are provisional and subject to change.

Data in this summary pertain to COVID-19 vaccines approved by the U.S. Food and Drug Administration and have been issued an Emergency Use Authorization (Janssen COVID-19 Vaccine, Moderna COVID-19 Vaccine and Pfizer-BioNTech COVID-19 Vaccine). These data summarize the number of people who have received either their first dose or have completed the series for a COVID-19 vaccine. **A person can only be counted in one category, first dose or series complete.** For persons receiving Moderna or Pfizer vaccines, once they receive their second dose, they are moved from the first dose column to the series completed column. **Because of this, the total first dose category may show a change from report to report not matching the total receiving their first dose from the previous day.** Persons receiving Johnson & Johnson vaccines will always be counted in the series completed column.

COVID-19 doses for vaccinated persons in Florida	
Doses administered	63,744
People receiving one dose of a 1-dose series (Johnson & Johnson) or receiving only one dose of a 2-dose series (Moderna, Pfizer) count once. Persons receiving both doses of a 2-dose series count twice.	

Current status of persons vaccinated for COVID-19 in Florida	
Total people vaccinated	38,744
First dose	11,150
Series completed	27,594
Completed 1-dose series	2,594
Completed 2-dose series	25,000
First dose: current number of people who have only received their first dose of the Moderna or Pfizer vaccine.	
Series complete: current number of people who have received both Moderna or Pfizer vaccine doses or one Johnson & Johnson dose and are considered fully immunized.	

Demographic summary	First dose	Series complete	Total people vaccinated
Age group	11,150	27,594	38,744
16-24 years	864	553	1,417
25-34 years	1,419	1,148	2,567
35-44 years	1,717	1,969	3,686
45-54 years	2,083	3,398	5,481
55-64 years	2,604	6,639	9,243
65-74 years	1,702	8,990	10,692
75-84 years	600	3,935	4,535
85+ years	161	962	1,123
Race	11,150	27,594	38,744
White	7,422	20,018	27,440
Black	340	545	885
American Indian/Alaskan	49	97	146
Other	829	1,544	2,373
Unknown	2,510	5,390	7,900
Other race includes Asian, native Hawaiian/Pacific Islander, or other.			
Ethnicity	11,150	27,594	38,744
Hispanic	1,870	2,684	4,554
Non-Hispanic	5,157	15,462	20,619
Unknown	4,123	9,448	13,571
Gender	11,150	27,594	38,744
Female	5,539	14,293	19,832
Male	5,601	13,299	18,900
Unknown	10	2	12



COVID-19: Nassau County vaccine summary

Vaccination data through May 10, 2021 as of May 11, 2021 at 12:05 AM

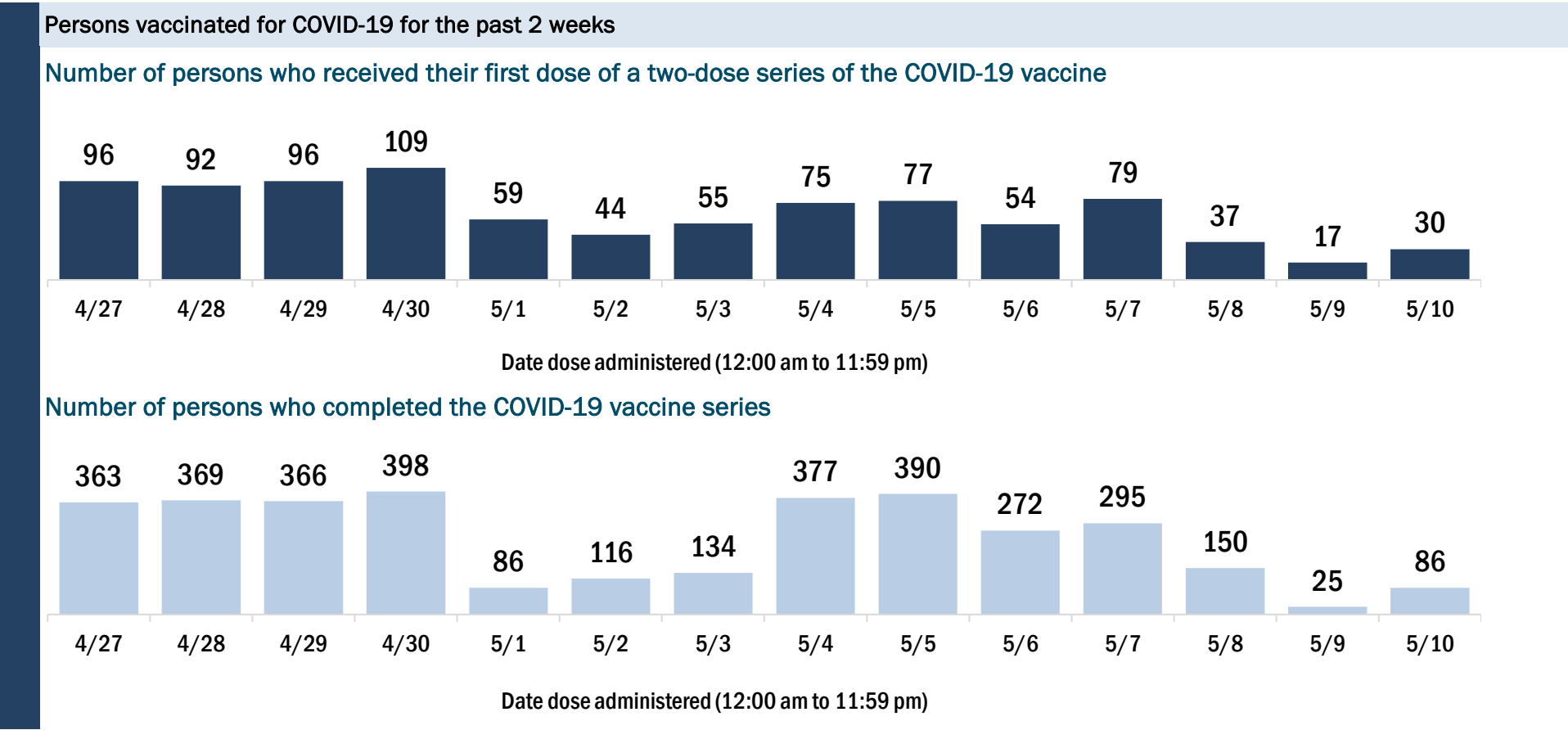
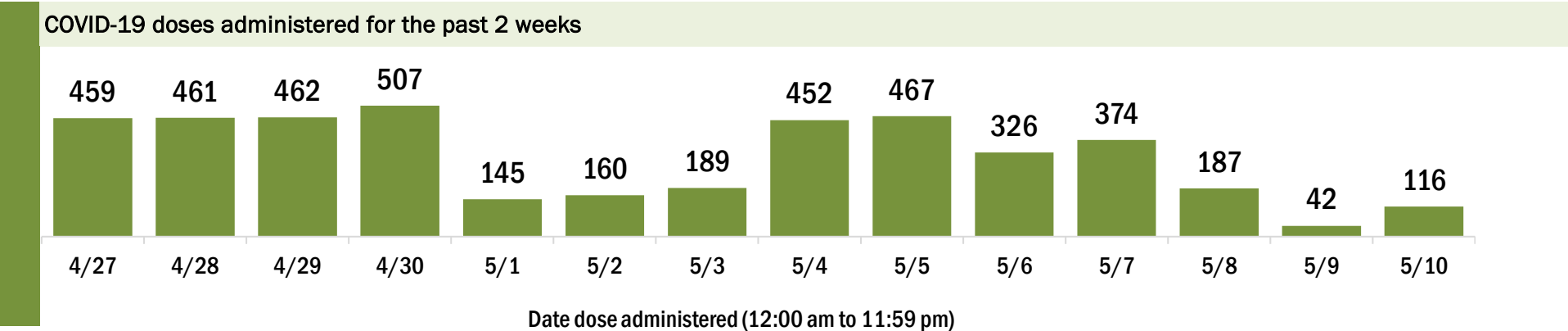
Data in this report are provisional and subject to change.

Data in this summary pertain to COVID-19 vaccines approved by the U.S. Food and Drug Administration and have been issued an Emergency Use Authorization (Janssen COVID-19 Vaccine, Moderna COVID-19 Vaccine and Pfizer-BioNTech COVID-19 Vaccine). These data summarize the number of people who have received either their first dose or have completed the series for a COVID-19 vaccine. **A person can only be counted in one category, first dose or series complete.** For persons receiving Moderna or Pfizer vaccines, once they receive their second dose, they are moved from the first dose column to the series completed column. **Because of this, the total first dose category may show a change from report to report not matching the total receiving their first dose from the previous day.** Persons receiving Johnson & Johnson vaccines will always be counted in the series completed column.

COVID-19 doses for vaccinated persons in Florida	
Doses administered	63,057
People receiving one dose of a 1-dose series (Johnson & Johnson) or receiving only one dose of a 2-dose series (Moderna, Pfizer) count once. Persons receiving both doses of a 2-dose series count twice.	

Current status of persons vaccinated for COVID-19 in Florida	
Total people vaccinated	34,650
First dose	3,922
Series completed	30,728
Completed 1-dose series	2,321
Completed 2-dose series	28,407
First dose: current number of people who have only received their first dose of the Moderna or Pfizer vaccine.	
Series complete: current number of people who have received both Moderna or Pfizer vaccine doses or one Johnson & Johnson dose and are considered fully immunized.	

Demographic summary	First dose	Series complete	Total people vaccinated
Age group	3,922	30,728	34,650
16-24 years	443	963	1,406
25-34 years	417	1,344	1,761
35-44 years	488	2,260	2,748
45-54 years	583	3,412	3,995
55-64 years	735	6,999	7,734
65-74 years	720	9,712	10,432
75-84 years	404	4,692	5,096
85+ years	132	1,346	1,478
Race	3,922	30,728	34,650
White	2,795	25,004	27,799
Black	201	1,436	1,637
American Indian/Alaskan	18	122	140
Other	250	1,550	1,800
Unknown	658	2,616	3,274
Other race includes Asian, native Hawaiian/Pacific Islander, or other.			
Ethnicity	3,922	30,728	34,650
Hispanic	184	851	1,035
Non-Hispanic	2,482	24,244	26,726
Unknown	1,256	5,633	6,889
Gender	3,922	30,728	34,650
Female	2,085	17,132	19,217
Male	1,830	13,594	15,424
Unknown	7	2	9



COVID-19: Okaloosa County vaccine summary

Vaccination data through May 10, 2021 as of May 11, 2021 at 12:05 AM

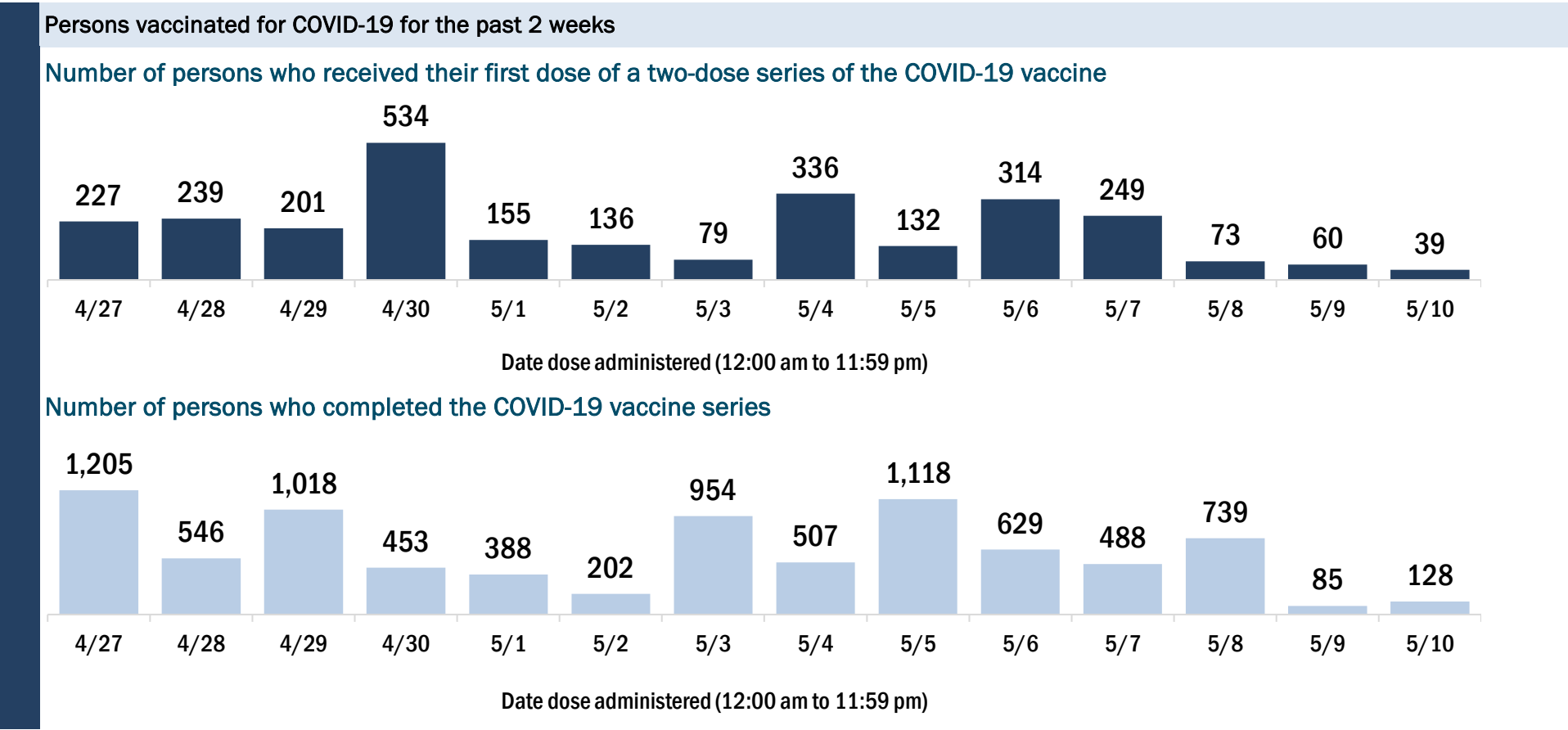
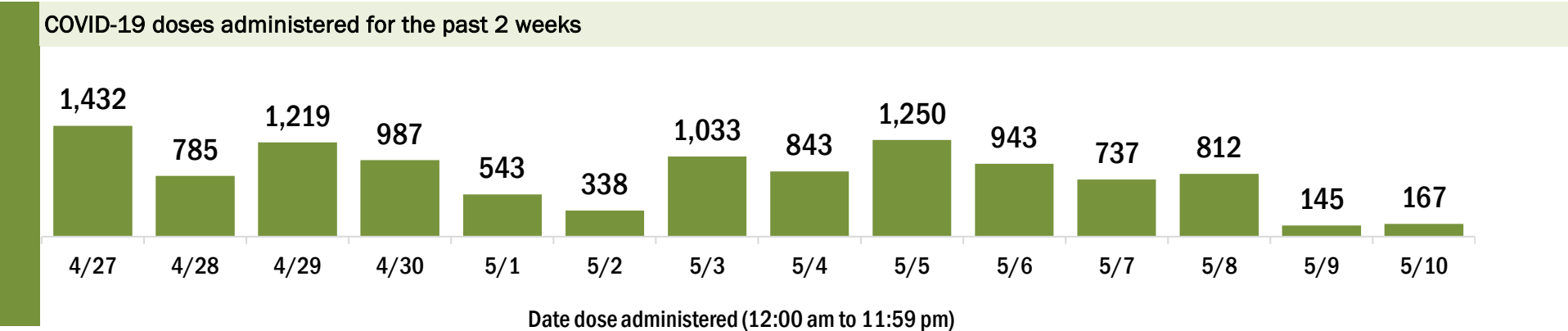
Data in this report are provisional and subject to change.

Data in this summary pertain to COVID-19 vaccines approved by the U.S. Food and Drug Administration and have been issued an Emergency Use Authorization (Janssen COVID-19 Vaccine, Moderna COVID-19 Vaccine and Pfizer-BioNTech COVID-19 Vaccine). These data summarize the number of people who have received either their first dose or have completed the series for a COVID-19 vaccine. **A person can only be counted in one category, first dose or series complete.** For persons receiving Moderna or Pfizer vaccines, once they receive their second dose, they are moved from the first dose column to the series completed column. **Because of this, the total first dose category may show a change from report to report not matching the total receiving their first dose from the previous day.** Persons receiving Johnson & Johnson vaccines will always be counted in the series completed column.

COVID-19 doses for vaccinated persons in Florida	
Doses administered	109,835
People receiving one dose of a 1-dose series (Johnson & Johnson) or receiving only one dose of a 2-dose series (Moderna, Pfizer) count once. Persons receiving both doses of a 2-dose series count twice.	

Current status of persons vaccinated for COVID-19 in Florida	
Total people vaccinated	63,157
First dose	12,057
Series completed	51,100
Completed 1-dose series	4,422
Completed 2-dose series	46,678
First dose: current number of people who have only received their first dose of the Moderna or Pfizer vaccine.	
Series complete: current number of people who have received both Moderna or Pfizer vaccine doses or one Johnson & Johnson dose and are considered fully immunized.	

Demographic summary	First dose	Series complete	Total people vaccinated
Age group	12,057	51,100	63,157
16-24 years	1,325	1,759	3,084
25-34 years	1,830	3,200	5,030
35-44 years	1,766	4,594	6,360
45-54 years	1,761	5,951	7,712
55-64 years	2,374	11,596	13,970
65-74 years	1,668	13,790	15,458
75-84 years	966	7,487	8,453
85+ years	367	2,723	3,090
Race	12,057	51,100	63,157
White	6,718	35,503	42,221
Black	711	2,838	3,549
American Indian/Alaskan	74	221	295
Other	1,310	4,741	6,051
Unknown	3,244	7,797	11,041
Other race includes Asian, native Hawaiian/Pacific Islander, or other.			
Ethnicity	12,057	51,100	63,157
Hispanic	842	2,076	2,918
Non-Hispanic	5,862	32,254	38,116
Unknown	5,353	16,770	22,123
Gender	12,057	51,100	63,157
Female	6,503	28,859	35,362
Male	5,429	22,212	27,641
Unknown	125	29	154



COVID-19: Okeechobee County vaccine summary

Vaccination data through May 10, 2021 as of May 11, 2021 at 12:05 AM

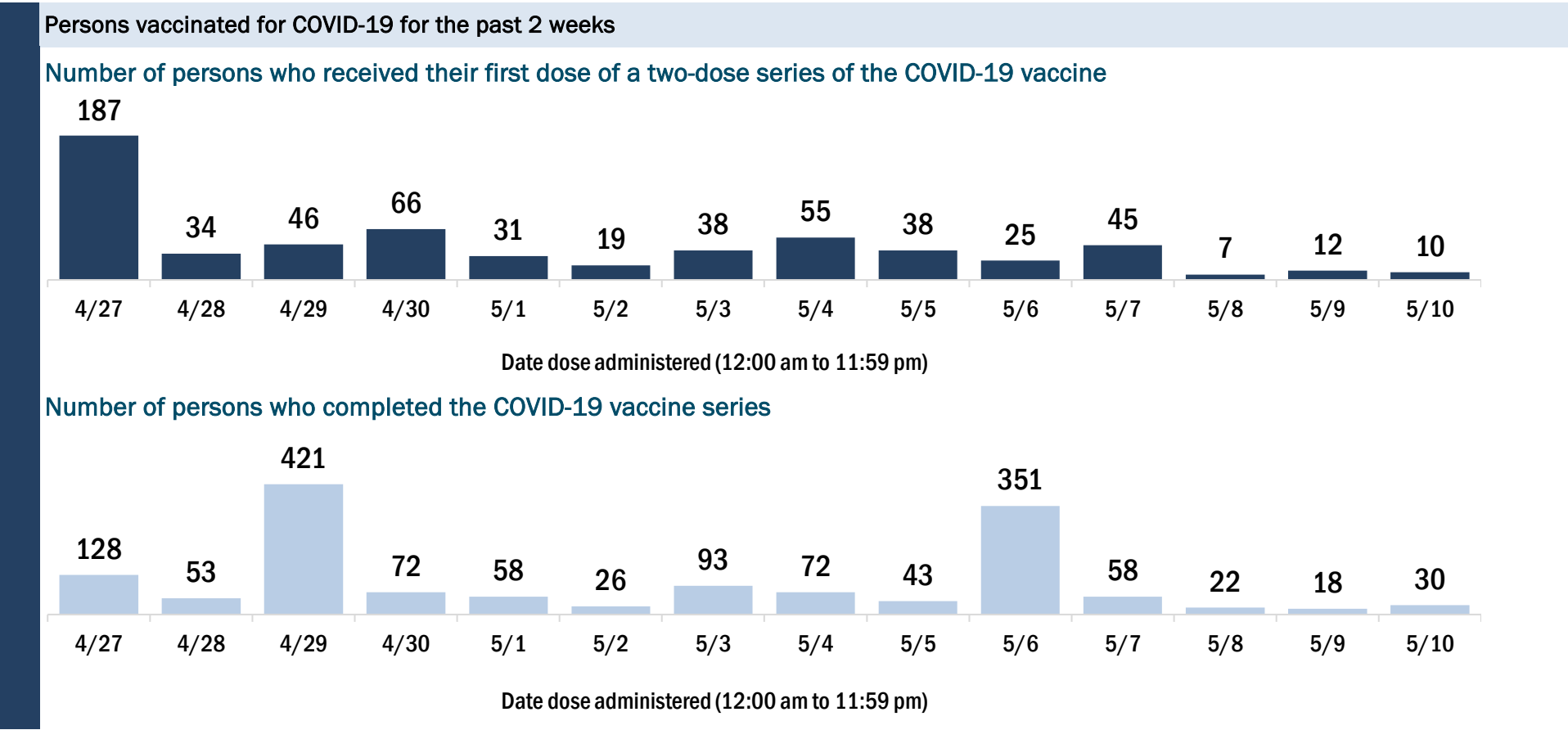
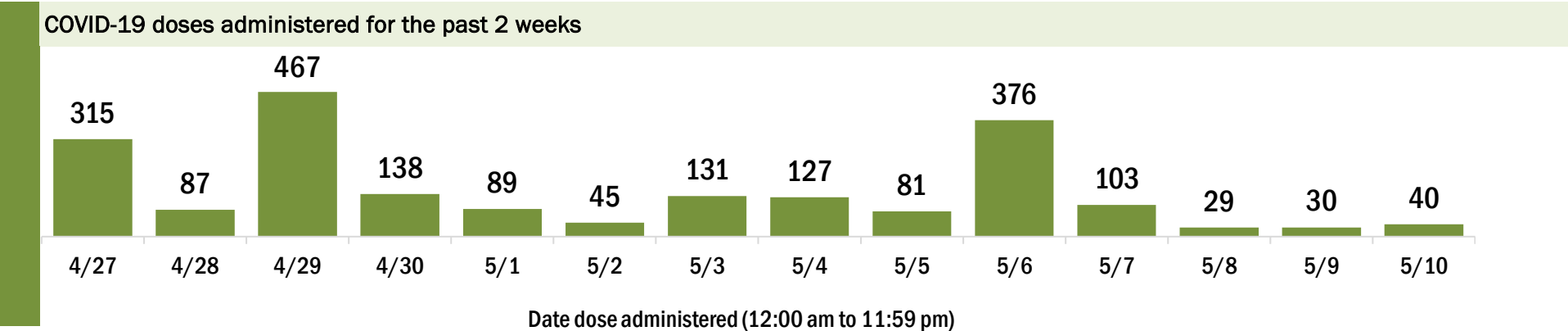
Data in this report are provisional and subject to change.

Data in this summary pertain to COVID-19 vaccines approved by the U.S. Food and Drug Administration and have been issued an Emergency Use Authorization (Janssen COVID-19 Vaccine, Moderna COVID-19 Vaccine and Pfizer-BioNTech COVID-19 Vaccine). These data summarize the number of people who have received either their first dose or have completed the series for a COVID-19 vaccine. **A person can only be counted in one category, first dose or series complete.** For persons receiving Moderna or Pfizer vaccines, once they receive their second dose, they are moved from the first dose column to the series completed column. **Because of this, the total first dose category may show a change from report to report not matching the total receiving their first dose from the previous day.** Persons receiving Johnson & Johnson vaccines will always be counted in the series completed column.

COVID-19 doses for vaccinated persons in Florida	
Doses administered	20,699
People receiving one dose of a 1-dose series (Johnson & Johnson) or receiving only one dose of a 2-dose series (Moderna, Pfizer) count once. Persons receiving both doses of a 2-dose series count twice.	

Current status of persons vaccinated for COVID-19 in Florida	
Total people vaccinated	12,228
First dose	3,109
Series completed	9,119
Completed 1-dose series	648
Completed 2-dose series	8,471
First dose: current number of people who have only received their first dose of the Moderna or Pfizer vaccine.	
Series complete: current number of people who have received both Moderna or Pfizer vaccine doses or one Johnson & Johnson dose and are considered fully immunized.	

Demographic summary	First dose	Series complete	Total people vaccinated
Age group	3,109	9,119	12,228
16-24 years	213	179	392
25-34 years	362	343	705
35-44 years	443	512	955
45-54 years	608	823	1,431
55-64 years	766	1,646	2,412
65-74 years	429	3,060	3,489
75-84 years	229	2,000	2,229
85+ years	59	556	615
Race	3,109	9,119	12,228
White	1,820	7,262	9,082
Black	162	212	374
American Indian/Alaskan	10	43	53
Other	256	807	1,063
Unknown	861	795	1,656
Other race includes Asian, native Hawaiian/Pacific Islander, or other.			
Ethnicity	3,109	9,119	12,228
Hispanic	558	1,041	1,599
Non-Hispanic	1,188	6,355	7,543
Unknown	1,363	1,723	3,086
Gender	3,109	9,119	12,228
Female	1,191	5,055	6,246
Male	1,913	4,064	5,977
Unknown	5	0	5



COVID-19: Orange County vaccine summary

Vaccination data through May 10, 2021 as of May 11, 2021 at 12:05 AM

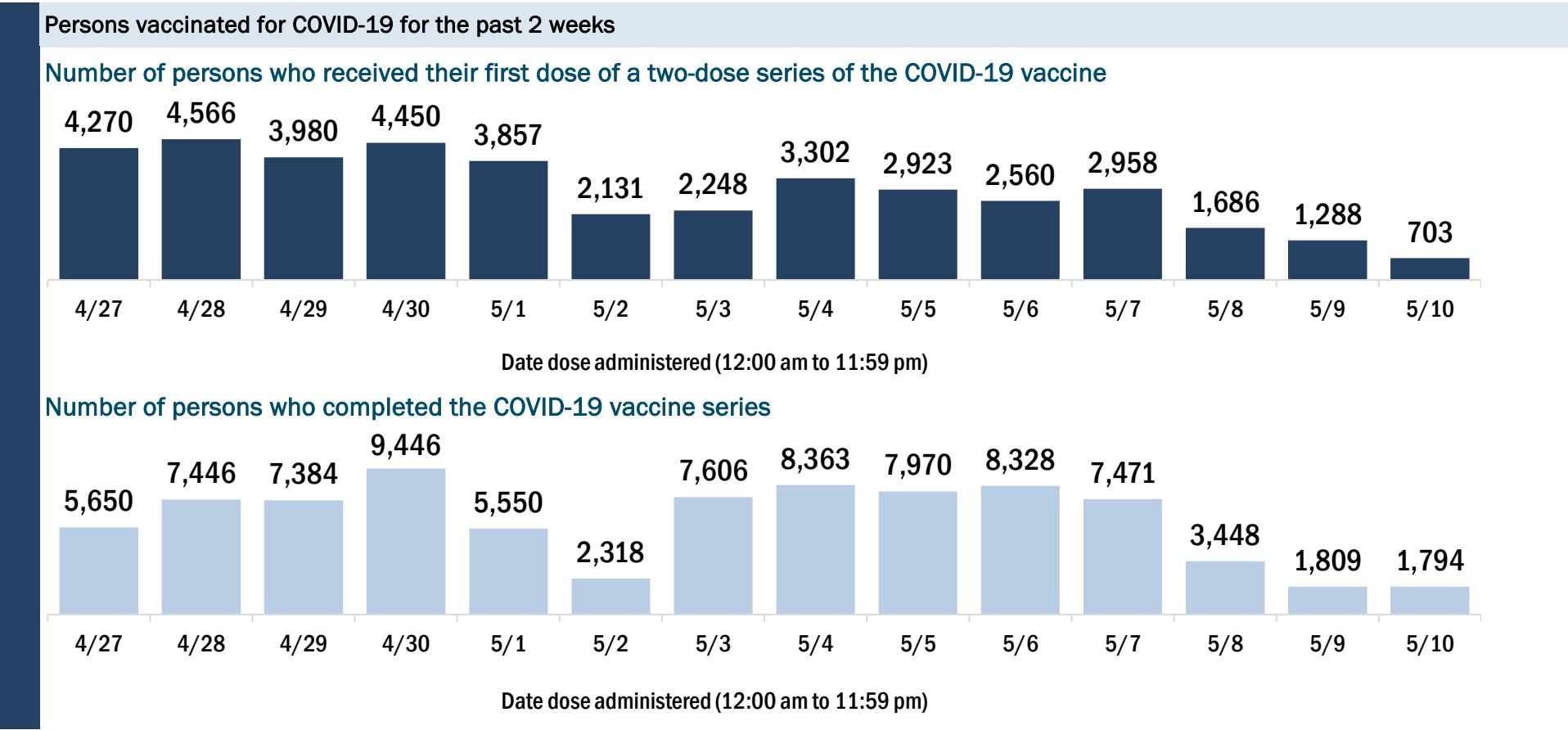
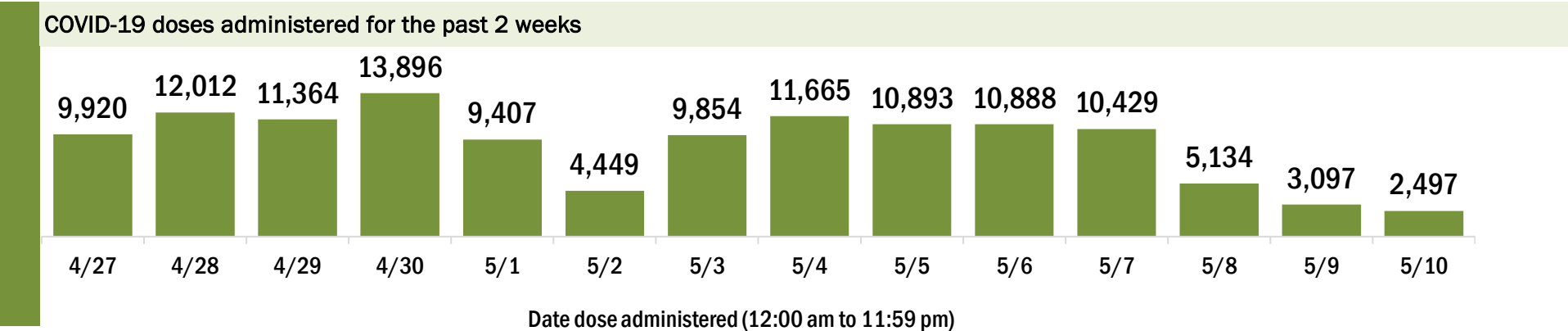
Data in this report are provisional and subject to change.

Data in this summary pertain to COVID-19 vaccines approved by the U.S. Food and Drug Administration and have been issued an Emergency Use Authorization (Janssen COVID-19 Vaccine, Moderna COVID-19 Vaccine and Pfizer-BioNTech COVID-19 Vaccine). These data summarize the number of people who have received either their first dose or have completed the series for a COVID-19 vaccine. **A person can only be counted in one category, first dose or series complete.** For persons receiving Moderna or Pfizer vaccines, once they receive their second dose, they are moved from the first dose column to the series completed column. **Because of this, the total first dose category may show a change from report to report not matching the total receiving their first dose from the previous day.** Persons receiving Johnson & Johnson vaccines will always be counted in the series completed column.

COVID-19 doses for vaccinated persons in Florida	
Doses administered	955,147
People receiving one dose of a 1-dose series (Johnson & Johnson) or receiving only one dose of a 2-dose series (Moderna, Pfizer) count once. Persons receiving both doses of a 2-dose series count twice.	

Current status of persons vaccinated for COVID-19 in Florida	
Total people vaccinated	575,774
First dose	134,900
Series completed	440,874
Completed 1-dose series	61,501
Completed 2-dose series	379,373
First dose: current number of people who have only received their first dose of the Moderna or Pfizer vaccine.	
Series complete: current number of people who have received both Moderna or Pfizer vaccine doses or one Johnson & Johnson dose and are considered fully immunized.	

Demographic summary	First dose	Series complete	Total people vaccinated
Age group	134,900	440,874	575,774
16-24 years	23,071	34,032	57,103
25-34 years	26,849	53,707	80,556
35-44 years	26,002	68,412	94,414
45-54 years	22,669	77,975	100,644
55-64 years	18,260	85,686	103,946
65-74 years	9,865	74,835	84,700
75-84 years	4,908	34,131	39,039
85+ years	3,276	12,096	15,372
Race	134,900	440,874	575,774
White	68,267	266,755	335,022
Black	12,658	34,533	47,191
American Indian/Alaskan	618	1,368	1,986
Other	25,000	74,873	99,873
Unknown	28,357	63,345	91,702
Other race includes Asian, native Hawaiian/Pacific Islander, or other.			
Ethnicity	134,900	440,874	575,774
Hispanic	28,504	58,601	87,105
Non-Hispanic	47,980	223,711	271,691
Unknown	58,416	158,562	216,978
Gender	134,900	440,874	575,774
Female	69,127	241,574	310,701
Male	64,053	198,252	262,305
Unknown	1,720	1,048	2,768



COVID-19: Osceola County vaccine summary

Vaccination data through May 10, 2021 as of May 11, 2021 at 12:05 AM

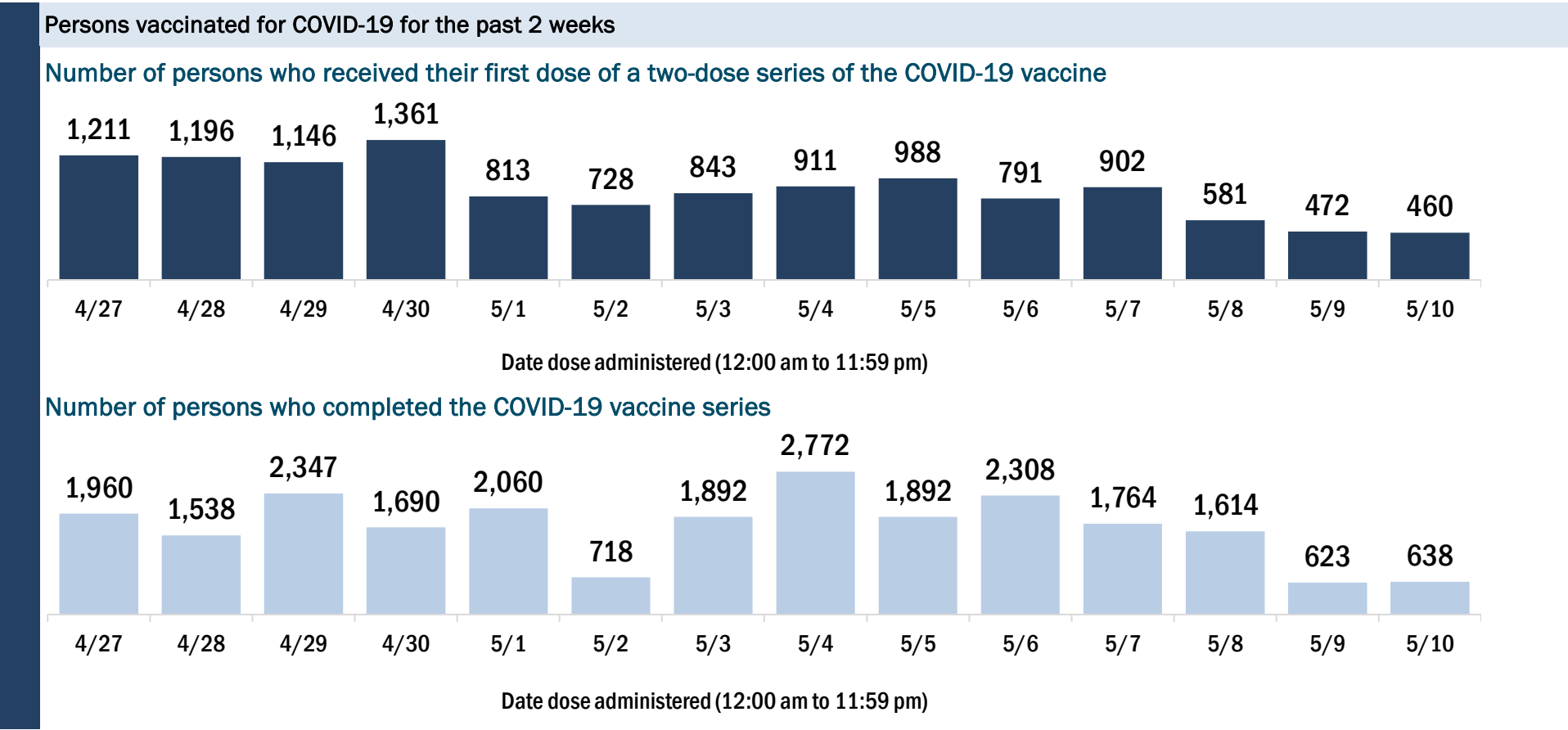
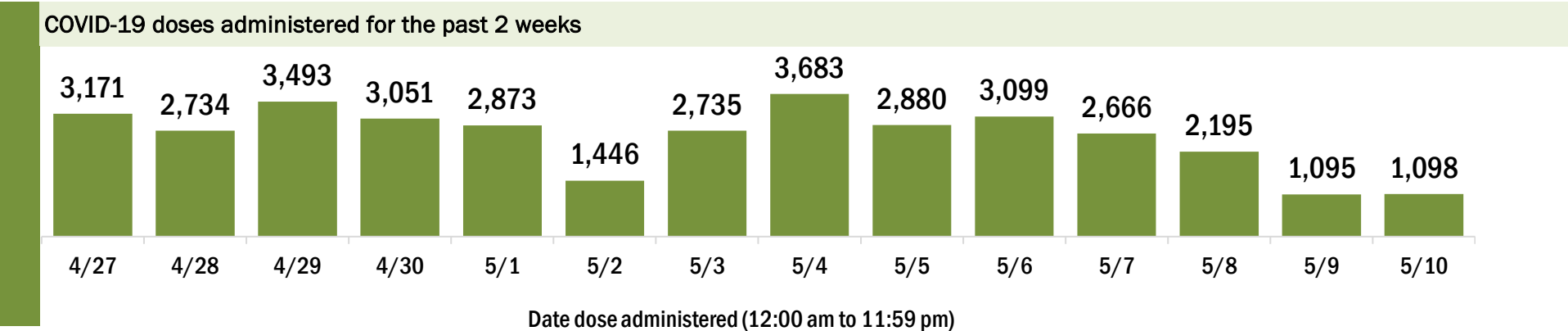
Data in this report are provisional and subject to change.

Data in this summary pertain to COVID-19 vaccines approved by the U.S. Food and Drug Administration and have been issued an Emergency Use Authorization (Janssen COVID-19 Vaccine, Moderna COVID-19 Vaccine and Pfizer-BioNTech COVID-19 Vaccine). These data summarize the number of people who have received either their first dose or have completed the series for a COVID-19 vaccine. **A person can only be counted in one category, first dose or series complete.** For persons receiving Moderna or Pfizer vaccines, once they receive their second dose, they are moved from the first dose column to the series completed column. **Because of this, the total first dose category may show a change from report to report not matching the total receiving their first dose from the previous day.** Persons receiving Johnson & Johnson vaccines will always be counted in the series completed column.

COVID-19 doses for vaccinated persons in Florida	
Doses administered	243,331
People receiving one dose of a 1-dose series (Johnson & Johnson) or receiving only one dose of a 2-dose series (Moderna, Pfizer) count once. Persons receiving both doses of a 2-dose series count twice.	

Current status of persons vaccinated for COVID-19 in Florida	
Total people vaccinated	147,056
First dose	37,856
Series completed	109,200
Completed 1-dose series	12,925
Completed 2-dose series	96,275
First dose: current number of people who have only received their first dose of the Moderna or Pfizer vaccine.	
Series complete: current number of people who have received both Moderna or Pfizer vaccine doses or one Johnson & Johnson dose and are considered fully immunized.	

Demographic summary	First dose	Series complete	Total people vaccinated
Age group	37,856	109,200	147,056
16-24 years	6,335	6,547	12,882
25-34 years	6,405	10,381	16,786
35-44 years	7,384	14,375	21,759
45-54 years	6,879	19,056	25,935
55-64 years	5,566	22,469	28,035
65-74 years	3,192	22,636	25,828
75-84 years	1,599	10,665	12,264
85+ years	496	3,071	3,567
Race	37,856	109,200	147,056
White	19,802	65,983	85,785
Black	2,187	5,828	8,015
American Indian/Alaskan	187	505	692
Other	7,192	19,577	26,769
Unknown	8,488	17,307	25,795
Other race includes Asian, native Hawaiian/Pacific Islander, or other.			
Ethnicity	37,856	109,200	147,056
Hispanic	14,049	33,978	48,027
Non-Hispanic	8,616	40,196	48,812
Unknown	15,191	35,026	50,217
Gender	37,856	109,200	147,056
Female	20,139	61,084	81,223
Male	17,650	48,034	65,684
Unknown	67	82	149



COVID-19: Palm Beach County vaccine summary

Vaccination data through May 10, 2021 as of May 11, 2021 at 12:05 AM

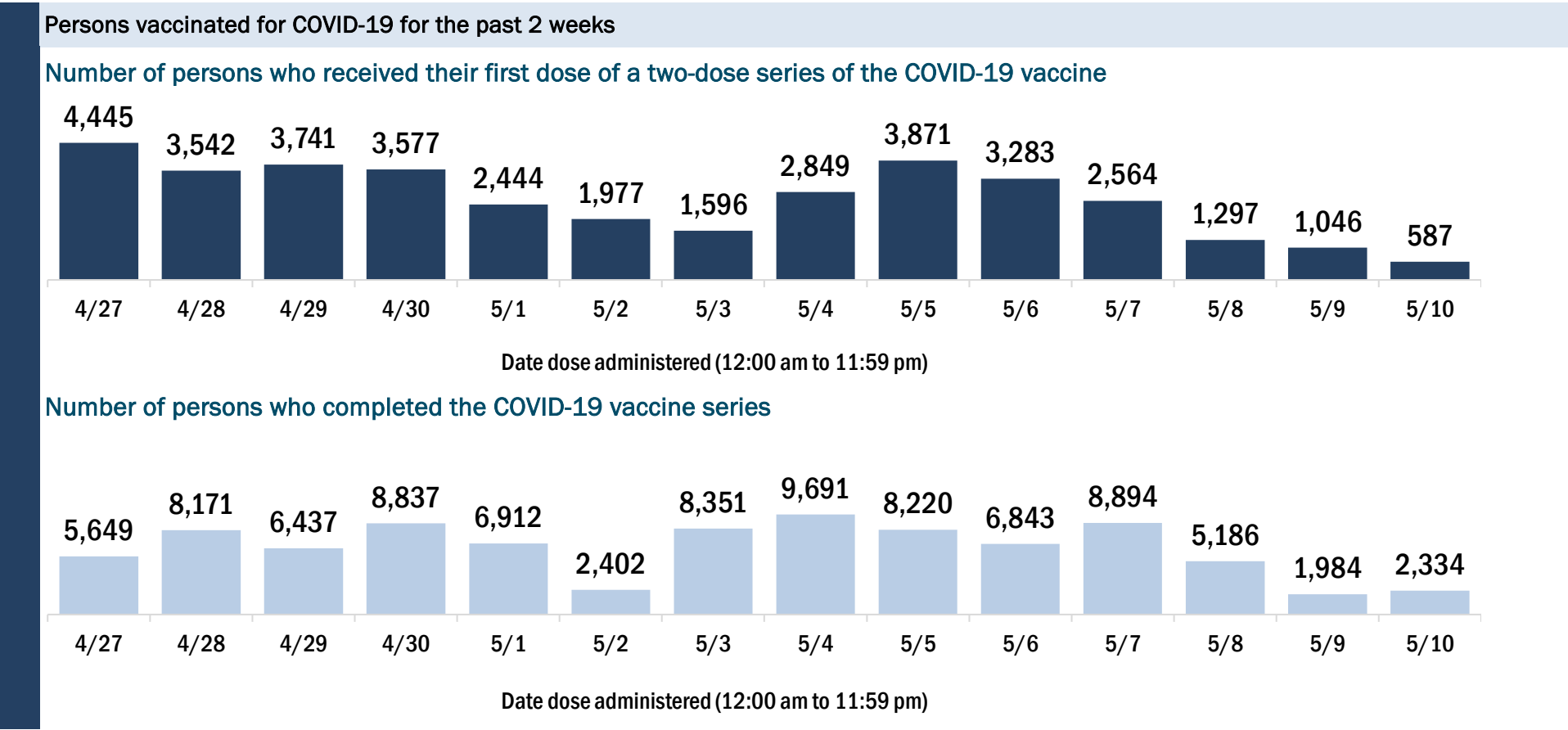
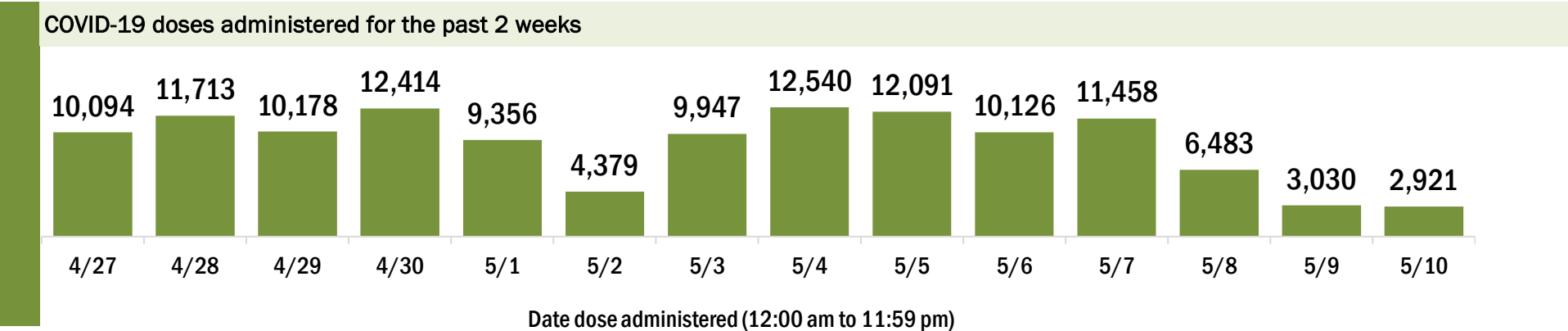
Data in this report are provisional and subject to change.

Data in this summary pertain to COVID-19 vaccines approved by the U.S. Food and Drug Administration and have been issued an Emergency Use Authorization (Janssen COVID-19 Vaccine, Moderna COVID-19 Vaccine and Pfizer-BioNTech COVID-19 Vaccine). These data summarize the number of people who have received either their first dose or have completed the series for a COVID-19 vaccine. **A person can only be counted in one category, first dose or series complete.** For persons receiving Moderna or Pfizer vaccines, once they receive their second dose, they are moved from the first dose column to the series completed column. **Because of this, the total first dose category may show a change from report to report not matching the total receiving their first dose from the previous day.** Persons receiving Johnson & Johnson vaccines will always be counted in the series completed column.

COVID-19 doses for vaccinated persons in Florida	
Doses administered	1,163,551
People receiving one dose of a 1-dose series (Johnson & Johnson) or receiving only one dose of a 2-dose series (Moderna, Pfizer) count once. Persons receiving both doses of a 2-dose series count twice.	

Current status of persons vaccinated for COVID-19 in Florida	
Total people vaccinated	684,631
First dose	159,939
Series completed	524,692
Completed 1-dose series	45,772
Completed 2-dose series	478,920
First dose: current number of people who have only received their first dose of the Moderna or Pfizer vaccine.	
Series complete: current number of people who have received both Moderna or Pfizer vaccine doses or one Johnson & Johnson dose and are considered fully immunized.	

Demographic summary	First dose	Series complete	Total people vaccinated
Age group	159,939	524,692	684,631
16-24 years	16,551	20,803	37,354
25-34 years	19,746	31,951	51,697
35-44 years	22,858	46,333	69,191
45-54 years	25,976	68,295	94,271
55-64 years	28,521	102,047	130,568
65-74 years	23,467	131,342	154,809
75-84 years	15,533	88,127	103,660
85+ years	7,287	35,794	43,081
Race	159,939	524,692	684,631
White	91,593	335,854	427,447
Black	14,348	29,621	43,969
American Indian/Alaskan	770	1,525	2,295
Other	17,909	50,193	68,102
Unknown	35,319	107,499	142,818
Other race includes Asian, native Hawaiian/Pacific Islander, or other.			
Ethnicity	159,939	524,692	684,631
Hispanic	29,580	55,292	84,872
Non-Hispanic	68,992	271,942	340,934
Unknown	61,367	197,458	258,825
Gender	159,939	524,692	684,631
Female	84,051	294,387	378,438
Male	75,373	229,927	305,300
Unknown	515	378	893



COVID-19: Pasco County vaccine summary

Vaccination data through May 10, 2021 as of May 11, 2021 at 12:05 AM

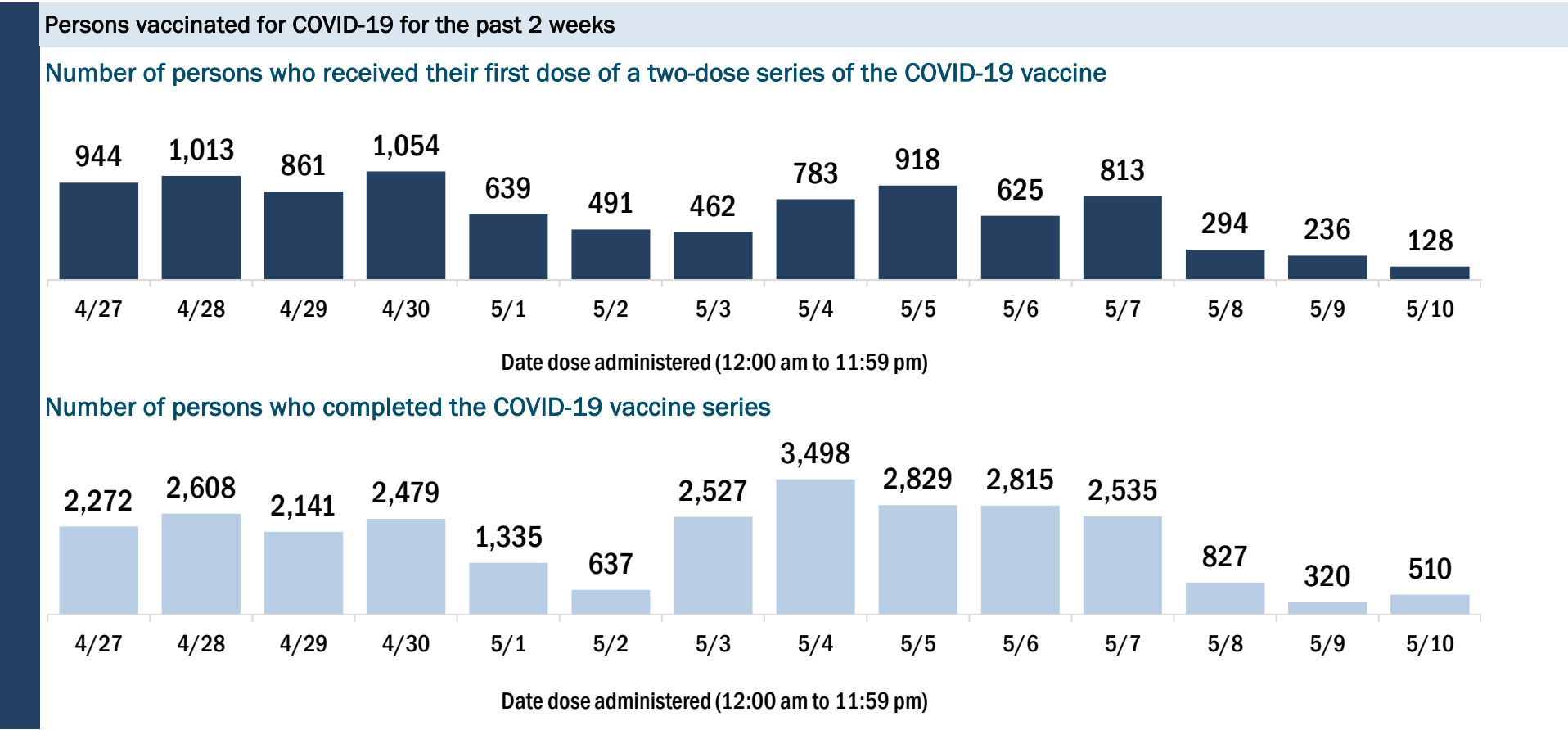
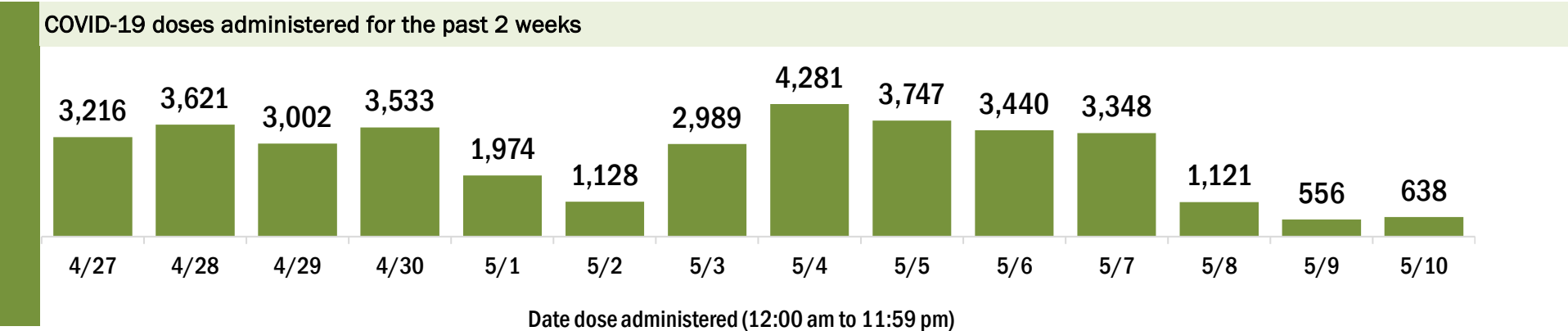
Data in this report are provisional and subject to change.

Data in this summary pertain to COVID-19 vaccines approved by the U.S. Food and Drug Administration and have been issued an Emergency Use Authorization (Janssen COVID-19 Vaccine, Moderna COVID-19 Vaccine and Pfizer-BioNTech COVID-19 Vaccine). These data summarize the number of people who have received either their first dose or have completed the series for a COVID-19 vaccine. **A person can only be counted in one category, first dose or series complete.** For persons receiving Moderna or Pfizer vaccines, once they receive their second dose, they are moved from the first dose column to the series completed column. **Because of this, the total first dose category may show a change from report to report not matching the total receiving their first dose from the previous day.** Persons receiving Johnson & Johnson vaccines will always be counted in the series completed column.

COVID-19 doses for vaccinated persons in Florida	
Doses administered	361,639
People receiving one dose of a 1-dose series (Johnson & Johnson) or receiving only one dose of a 2-dose series (Moderna, Pfizer) count once. Persons receiving both doses of a 2-dose series count twice.	

Current status of persons vaccinated for COVID-19 in Florida	
Total people vaccinated	211,556
First dose	47,456
Series completed	164,100
Completed 1-dose series	14,017
Completed 2-dose series	150,083
First dose: current number of people who have only received their first dose of the Moderna or Pfizer vaccine.	
Series complete: current number of people who have received both Moderna or Pfizer vaccine doses or one Johnson & Johnson dose and are considered fully immunized.	

Demographic summary	First dose	Series complete	Total people vaccinated
Age group	47,456	164,100	211,556
16-24 years	4,922	6,627	11,549
25-34 years	5,001	9,066	14,067
35-44 years	6,413	15,412	21,825
45-54 years	7,353	22,119	29,472
55-64 years	8,434	32,604	41,038
65-74 years	8,263	44,006	52,269
75-84 years	5,315	26,400	31,715
85+ years	1,755	7,866	9,621
Race	47,456	164,100	211,556
White	32,216	123,201	155,417
Black	1,976	4,821	6,797
American Indian/Alaskan	257	606	863
Other	5,329	15,633	20,962
Unknown	7,678	19,839	27,517
Other race includes Asian, native Hawaiian/Pacific Islander, or other.			
Ethnicity	47,456	164,100	211,556
Hispanic	4,650	10,457	15,107
Non-Hispanic	23,840	99,221	123,061
Unknown	18,966	54,422	73,388
Gender	47,456	164,100	211,556
Female	25,379	93,760	119,139
Male	22,032	70,225	92,257
Unknown	45	115	160



COVID-19: Pinellas County vaccine summary

Vaccination data through May 10, 2021 as of May 11, 2021 at 12:05 AM

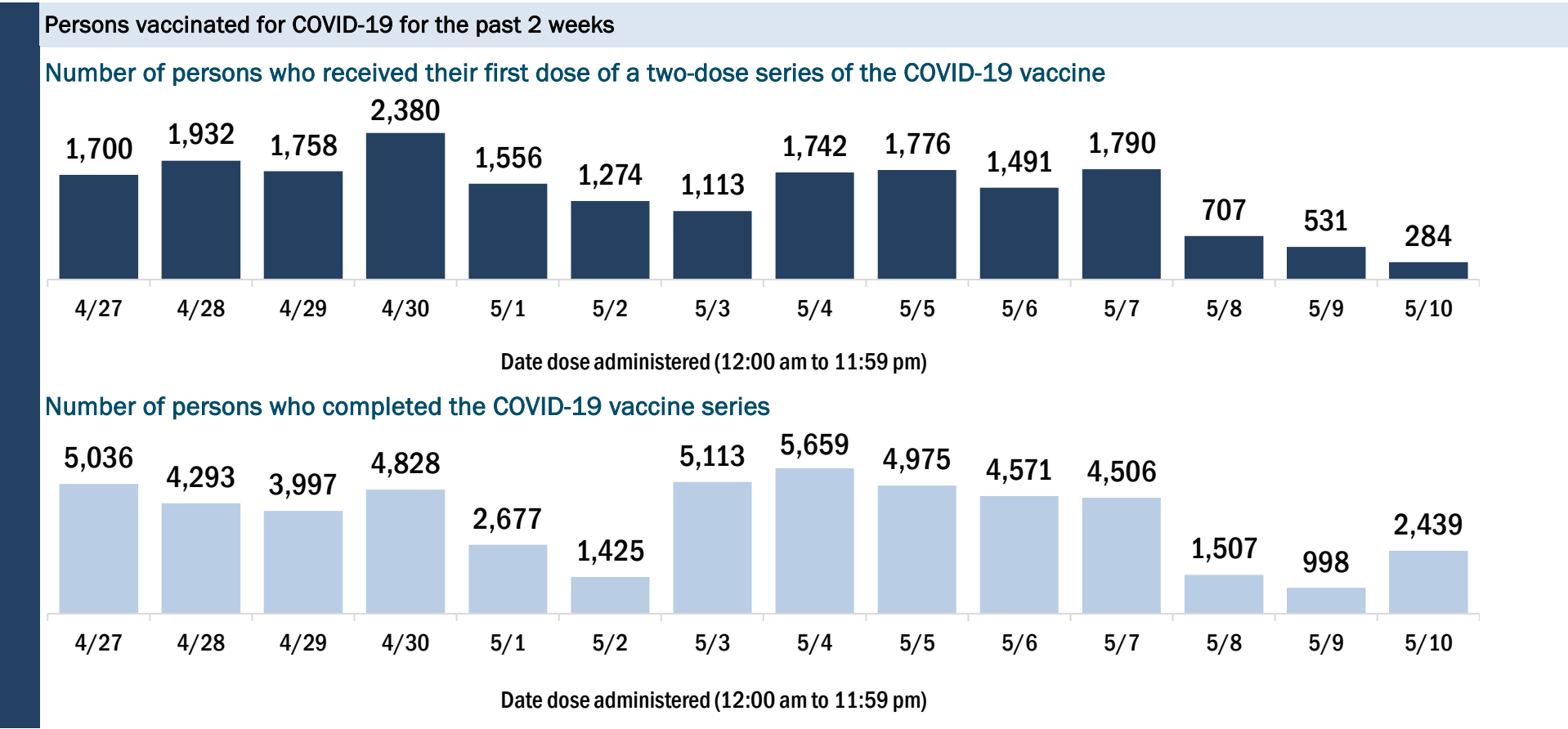
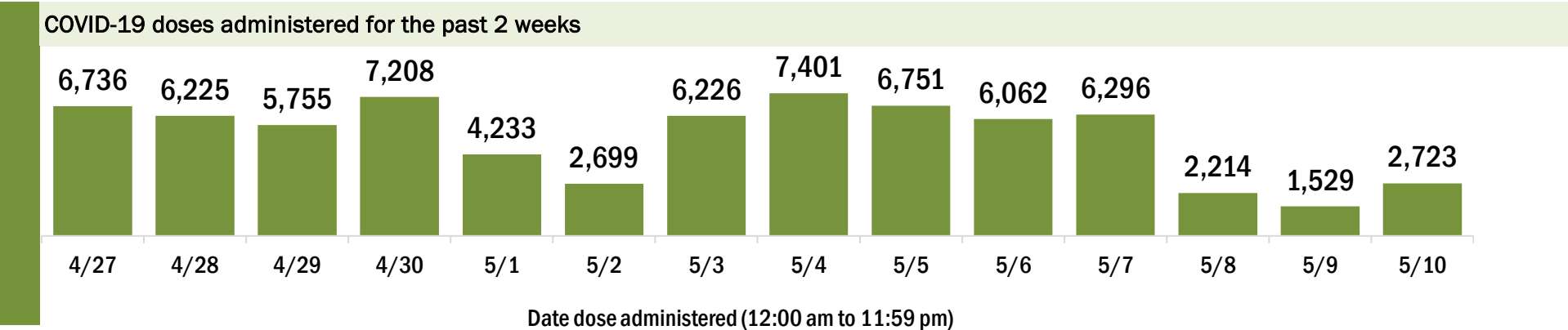
Data in this report are provisional and subject to change.

Data in this summary pertain to COVID-19 vaccines approved by the U.S. Food and Drug Administration and have been issued an Emergency Use Authorization (Janssen COVID-19 Vaccine, Moderna COVID-19 Vaccine and Pfizer-BioNTech COVID-19 Vaccine). These data summarize the number of people who have received either their first dose or have completed the series for a COVID-19 vaccine. **A person can only be counted in one category, first dose or series complete.** For persons receiving Moderna or Pfizer vaccines, once they receive their second dose, they are moved from the first dose column to the series completed column. **Because of this, the total first dose category may show a change from report to report not matching the total receiving their first dose from the previous day.** Persons receiving Johnson & Johnson vaccines will always be counted in the series completed column.

COVID-19 doses for vaccinated persons in Florida	
Doses administered	777,235
People receiving one dose of a 1-dose series (Johnson & Johnson) or receiving only one dose of a 2-dose series (Moderna, Pfizer) count once. Persons receiving both doses of a 2-dose series count twice.	

Current status of persons vaccinated for COVID-19 in Florida	
Total people vaccinated	444,073
First dose	86,909
Series completed	357,164
Completed 1-dose series	24,002
Completed 2-dose series	333,162
First dose: current number of people who have only received their first dose of the Moderna or Pfizer vaccine.	
Series complete: current number of people who have received both Moderna or Pfizer vaccine doses or one Johnson & Johnson dose and are considered fully immunized.	

Demographic summary	First dose	Series complete	Total people vaccinated
Age group	86,909	357,164	444,073
16-24 years	9,393	12,532	21,925
25-34 years	12,168	24,072	36,240
35-44 years	12,090	30,995	43,085
45-54 years	12,637	45,392	58,029
55-64 years	15,777	80,925	96,702
65-74 years	13,455	94,687	108,142
75-84 years	7,861	49,805	57,666
85+ years	3,528	18,756	22,284
Race	86,909	357,164	444,073
White	54,975	267,122	322,097
Black	5,690	15,233	20,923
American Indian/Alaskan	376	838	1,214
Other	8,893	29,265	38,158
Unknown	16,975	44,706	61,681
Other race includes Asian, native Hawaiian/Pacific Islander, or other.			
Ethnicity	86,909	357,164	444,073
Hispanic	5,145	12,752	17,897
Non-Hispanic	44,897	224,575	269,472
Unknown	36,867	119,837	156,704
Gender	86,909	357,164	444,073
Female	46,210	202,113	248,323
Male	40,498	154,477	194,975
Unknown	201	574	775



COVID-19: Polk County vaccine summary

Vaccination data through May 10, 2021 as of May 11, 2021 at 12:05 AM

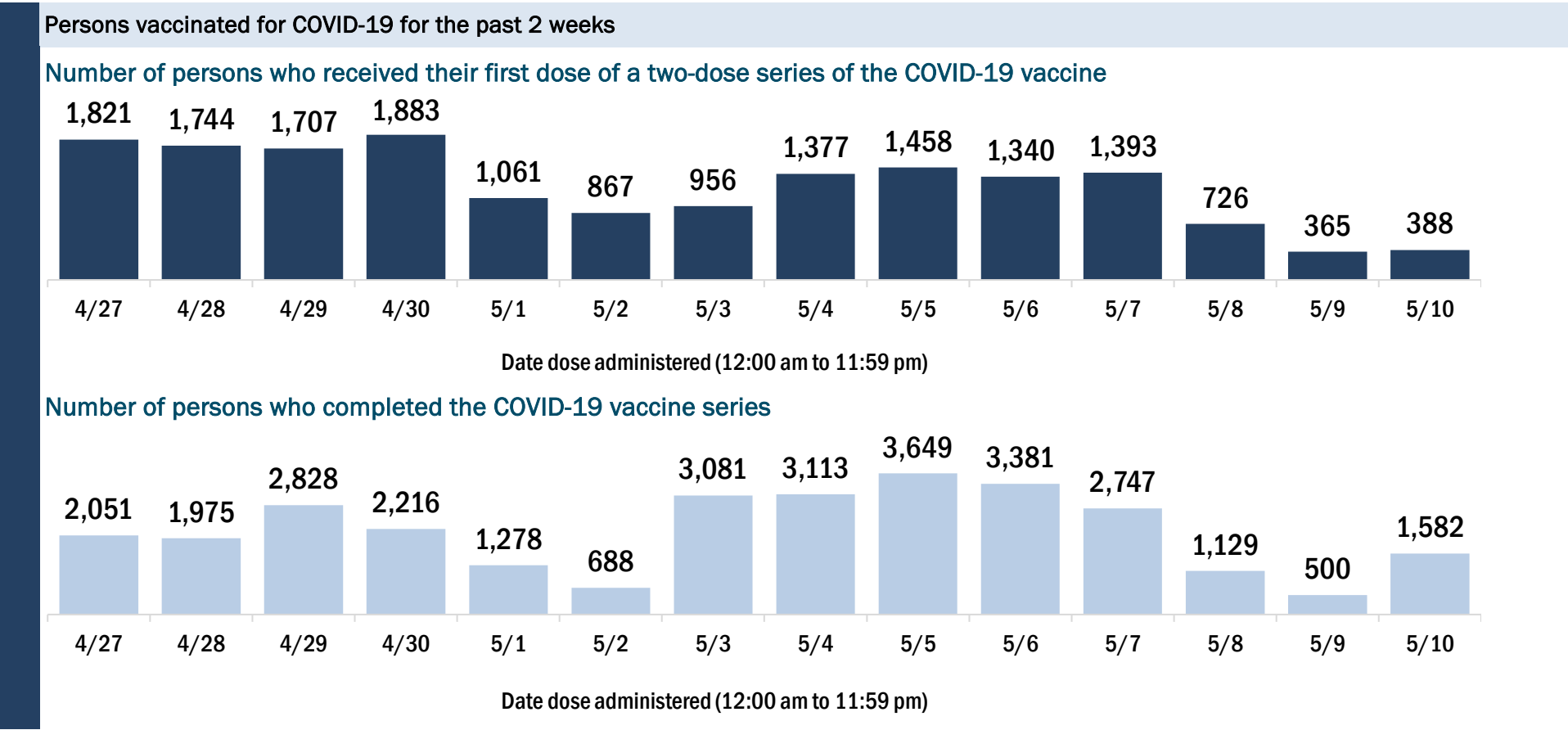
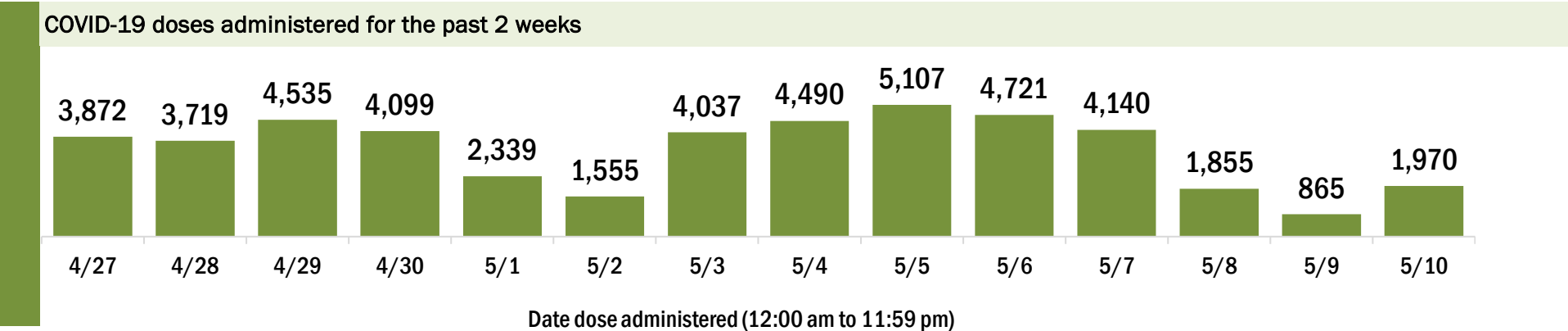
Data in this report are provisional and subject to change.

Data in this summary pertain to COVID-19 vaccines approved by the U.S. Food and Drug Administration and have been issued an Emergency Use Authorization (Janssen COVID-19 Vaccine, Moderna COVID-19 Vaccine and Pfizer-BioNTech COVID-19 Vaccine). These data summarize the number of people who have received either their first dose or have completed the series for a COVID-19 vaccine. **A person can only be counted in one category, first dose or series complete.** For persons receiving Moderna or Pfizer vaccines, once they receive their second dose, they are moved from the first dose column to the series completed column. **Because of this, the total first dose category may show a change from report to report not matching the total receiving their first dose from the previous day.** Persons receiving Johnson & Johnson vaccines will always be counted in the series completed column.

COVID-19 doses for vaccinated persons in Florida	
Doses administered	426,114
People receiving one dose of a 1-dose series (Johnson & Johnson) or receiving only one dose of a 2-dose series (Moderna, Pfizer) count once. Persons receiving both doses of a 2-dose series count twice.	

Current status of persons vaccinated for COVID-19 in Florida	
Total people vaccinated	253,535
First dose	67,307
Series completed	186,228
Completed 1-dose series	13,649
Completed 2-dose series	172,579
First dose: current number of people who have only received their first dose of the Moderna or Pfizer vaccine.	
Series complete: current number of people who have received both Moderna or Pfizer vaccine doses or one Johnson & Johnson dose and are considered fully immunized.	

Demographic summary	First dose	Series complete	Total people vaccinated
Age group	67,307	186,228	253,535
16-24 years	6,952	6,884	13,836
25-34 years	8,681	11,884	20,565
35-44 years	9,665	15,855	25,520
45-54 years	10,506	22,858	33,364
55-64 years	11,579	36,508	48,087
65-74 years	10,890	52,211	63,101
75-84 years	6,713	31,059	37,772
85+ years	2,321	8,969	11,290
Race	67,307	186,228	253,535
White	39,590	130,470	170,060
Black	6,077	12,800	18,877
American Indian/Alaskan	476	872	1,348
Other	8,291	16,818	25,109
Unknown	12,873	25,268	38,141
Other race includes Asian, native Hawaiian/Pacific Islander, or other.			
Ethnicity	67,307	186,228	253,535
Hispanic	13,597	21,991	35,588
Non-Hispanic	27,959	105,230	133,189
Unknown	25,751	59,007	84,758
Gender	67,307	186,228	253,535
Female	35,125	104,785	139,910
Male	32,062	81,341	113,403
Unknown	120	102	222



COVID-19: Putnam County vaccine summary

Vaccination data through May 10, 2021 as of May 11, 2021 at 12:05 AM

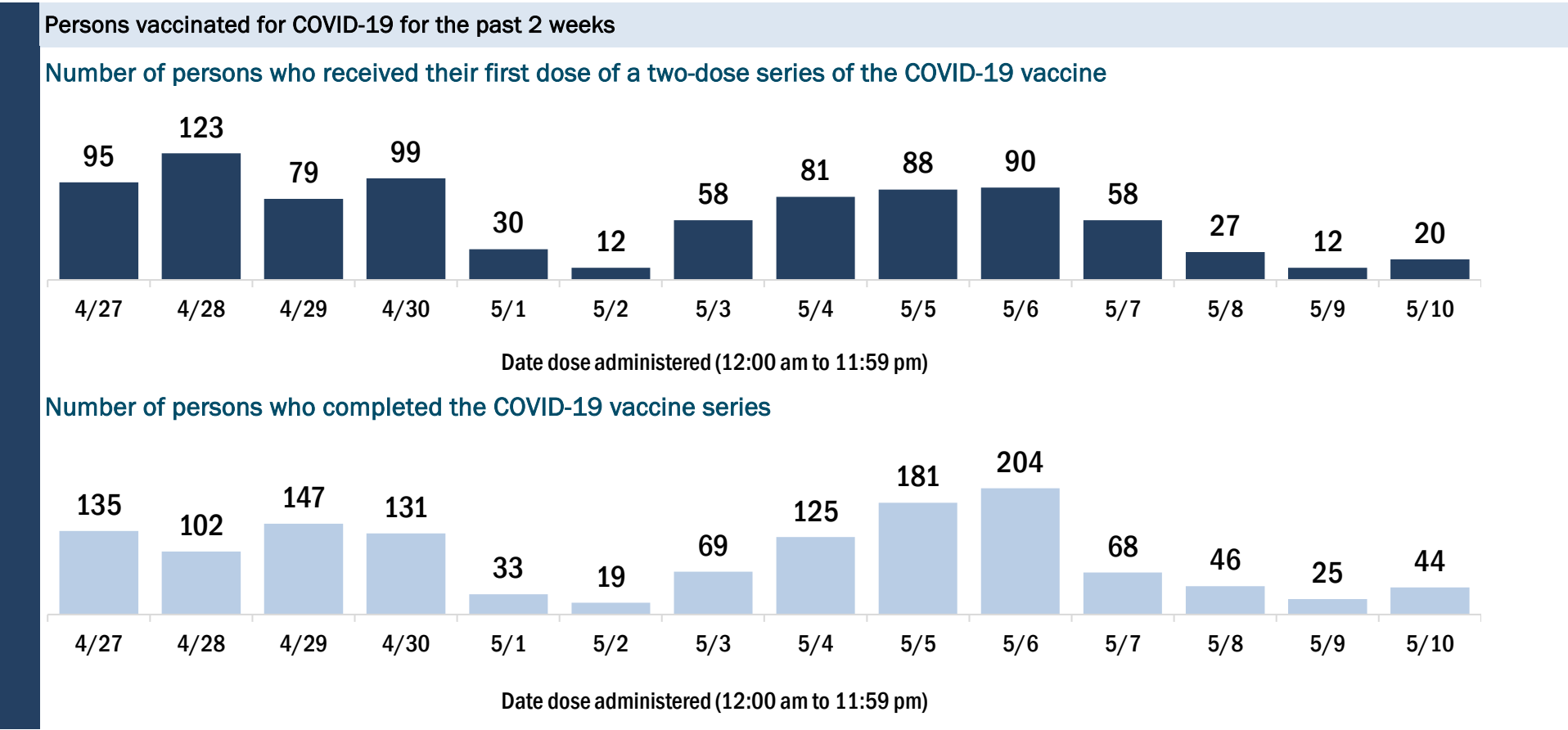
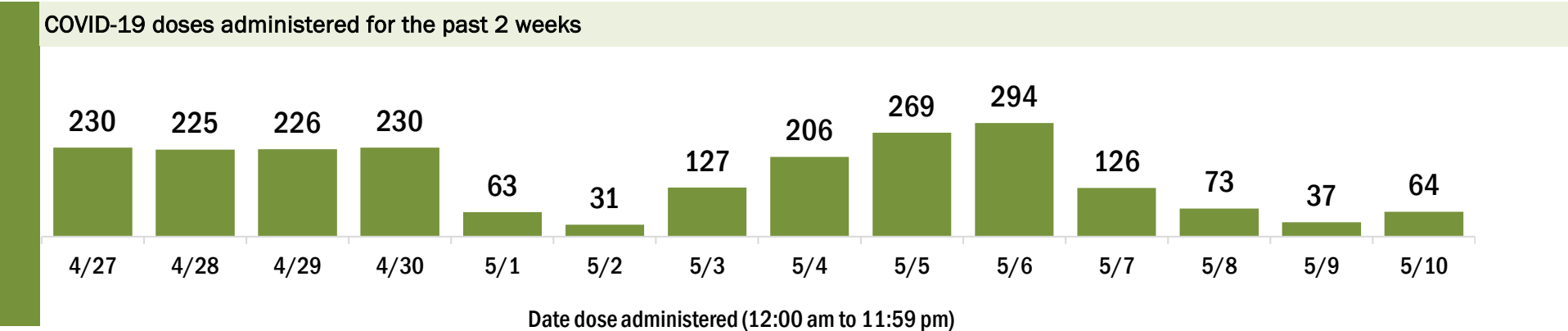
Data in this report are provisional and subject to change.

Data in this summary pertain to COVID-19 vaccines approved by the U.S. Food and Drug Administration and have been issued an Emergency Use Authorization (Janssen COVID-19 Vaccine, Moderna COVID-19 Vaccine and Pfizer-BioNTech COVID-19 Vaccine). These data summarize the number of people who have received either their first dose or have completed the series for a COVID-19 vaccine. **A person can only be counted in one category, first dose or series complete.** For persons receiving Moderna or Pfizer vaccines, once they receive their second dose, they are moved from the first dose column to the series completed column. **Because of this, the total first dose category may show a change from report to report not matching the total receiving their first dose from the previous day.** Persons receiving Johnson & Johnson vaccines will always be counted in the series completed column.

COVID-19 doses for vaccinated persons in Florida	
Doses administered	32,211
People receiving one dose of a 1-dose series (Johnson & Johnson) or receiving only one dose of a 2-dose series (Moderna, Pfizer) count once. Persons receiving both doses of a 2-dose series count twice.	

Current status of persons vaccinated for COVID-19 in Florida	
Total people vaccinated	19,183
First dose	5,186
Series completed	13,997
Completed 1-dose series	969
Completed 2-dose series	13,028
First dose: current number of people who have only received their first dose of the Moderna or Pfizer vaccine.	
Series complete: current number of people who have received both Moderna or Pfizer vaccine doses or one Johnson & Johnson dose and are considered fully immunized.	

Demographic summary	First dose	Series complete	Total people vaccinated
Age group	5,186	13,997	19,183
16-24 years	290	265	555
25-34 years	371	493	864
35-44 years	451	708	1,159
45-54 years	634	1,313	1,947
55-64 years	1,126	3,120	4,246
65-74 years	1,319	4,749	6,068
75-84 years	753	2,557	3,310
85+ years	242	792	1,034
Race	5,186	13,997	19,183
White	3,764	10,927	14,691
Black	553	1,487	2,040
American Indian/Alaskan	47	105	152
Other	460	807	1,267
Unknown	362	671	1,033
Other race includes Asian, native Hawaiian/Pacific Islander, or other.			
Ethnicity	5,186	13,997	19,183
Hispanic	349	625	974
Non-Hispanic	3,876	11,047	14,923
Unknown	961	2,325	3,286
Gender	5,186	13,997	19,183
Female	2,694	7,981	10,675
Male	2,478	6,010	8,488
Unknown	14	6	20



COVID-19: Santa Rosa County vaccine summary

Vaccination data through May 10, 2021 as of May 11, 2021 at 12:05 AM

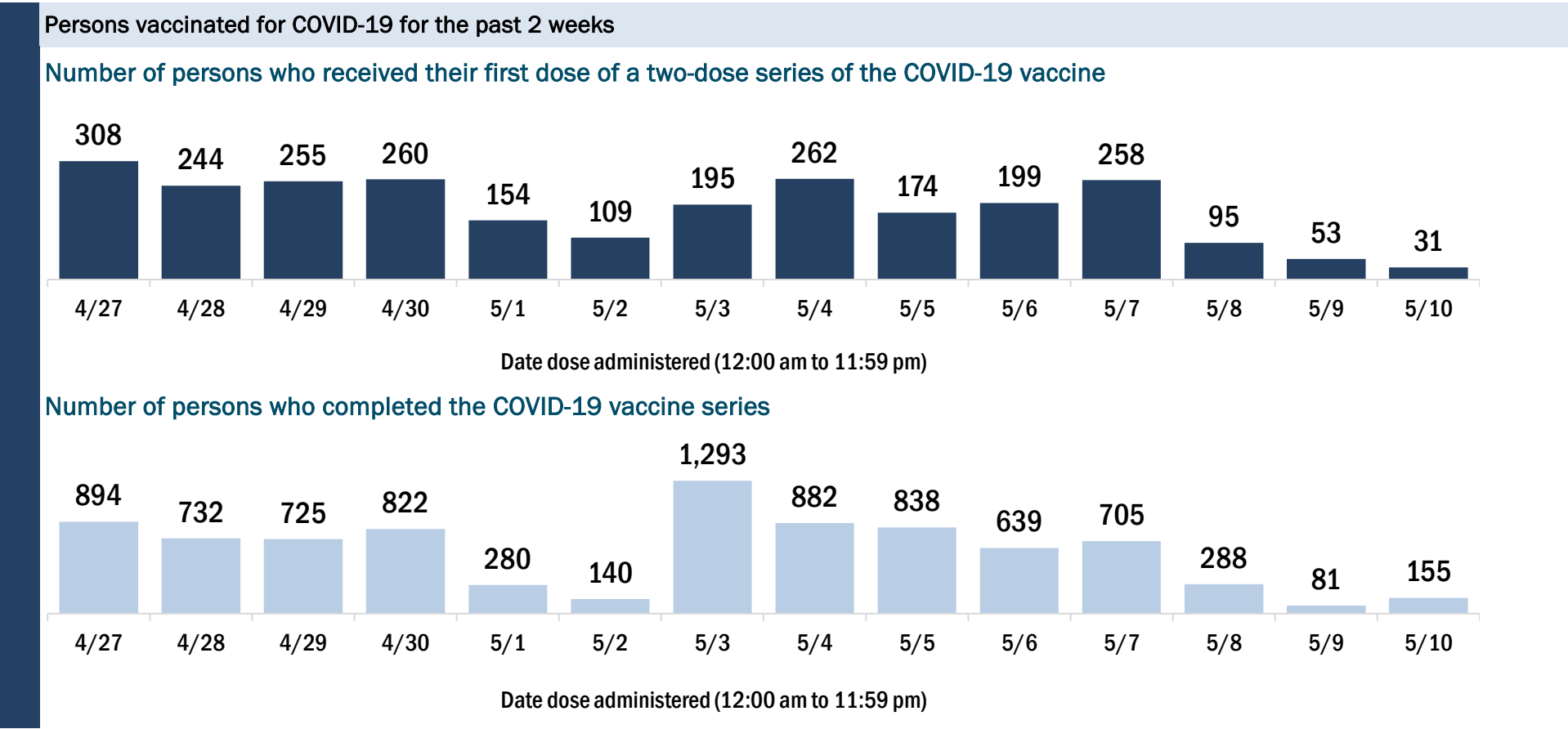
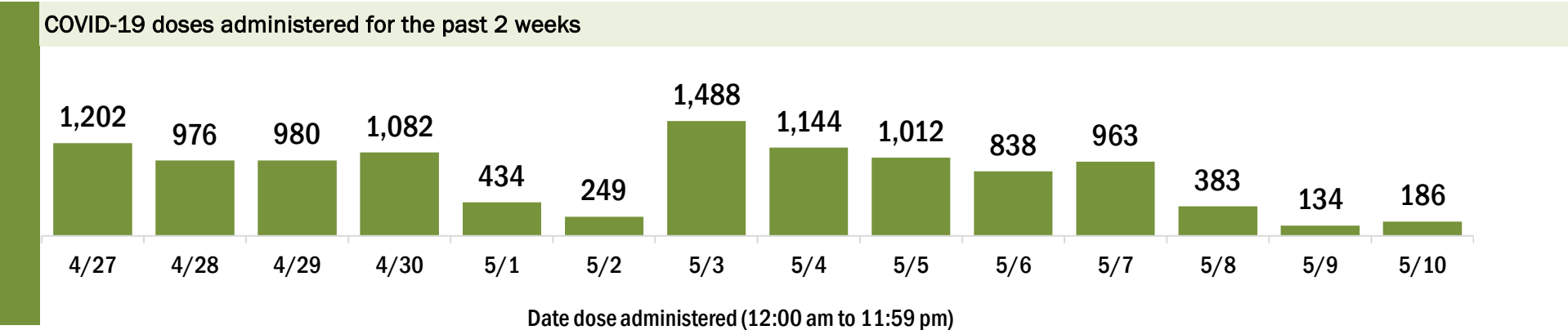
Data in this report are provisional and subject to change.

Data in this summary pertain to COVID-19 vaccines approved by the U.S. Food and Drug Administration and have been issued an Emergency Use Authorization (Janssen COVID-19 Vaccine, Moderna COVID-19 Vaccine and Pfizer-BioNTech COVID-19 Vaccine). These data summarize the number of people who have received either their first dose or have completed the series for a COVID-19 vaccine. **A person can only be counted in one category, first dose or series complete.** For persons receiving Moderna or Pfizer vaccines, once they receive their second dose, they are moved from the first dose column to the series completed column. **Because of this, the total first dose category may show a change from report to report not matching the total receiving their first dose from the previous day.** Persons receiving Johnson & Johnson vaccines will always be counted in the series completed column.

COVID-19 doses for vaccinated persons in Florida	
Doses administered	103,271
People receiving one dose of a 1-dose series (Johnson & Johnson) or receiving only one dose of a 2-dose series (Moderna, Pfizer) count once. Persons receiving both doses of a 2-dose series count twice.	

Current status of persons vaccinated for COVID-19 in Florida	
Total people vaccinated	59,699
First dose	13,293
Series completed	46,406
Completed 1-dose series	2,834
Completed 2-dose series	43,572
First dose: current number of people who have only received their first dose of the Moderna or Pfizer vaccine.	
Series complete: current number of people who have received both Moderna or Pfizer vaccine doses or one Johnson & Johnson dose and are considered fully immunized.	

Demographic summary	First dose	Series complete	Total people vaccinated
Age group	13,293	46,406	59,699
16-24 years	1,420	1,817	3,237
25-34 years	1,530	2,784	4,314
35-44 years	1,934	4,251	6,185
45-54 years	2,086	6,204	8,290
55-64 years	2,644	10,416	13,060
65-74 years	2,216	12,911	15,127
75-84 years	1,096	6,251	7,347
85+ years	367	1,772	2,139
Race	13,293	46,406	59,699
White	8,357	34,086	42,443
Black	730	1,659	2,389
American Indian/Alaskan	73	276	349
Other	1,074	3,177	4,251
Unknown	3,059	7,208	10,267
Other race includes Asian, native Hawaiian/Pacific Islander, or other.			
Ethnicity	13,293	46,406	59,699
Hispanic	683	1,428	2,111
Non-Hispanic	7,532	31,190	38,722
Unknown	5,078	13,788	18,866
Gender	13,293	46,406	59,699
Female	6,931	25,885	32,816
Male	6,350	20,505	26,855
Unknown	12	16	28



COVID-19: Sarasota County vaccine summary

Vaccination data through May 10, 2021 as of May 11, 2021 at 12:05 AM

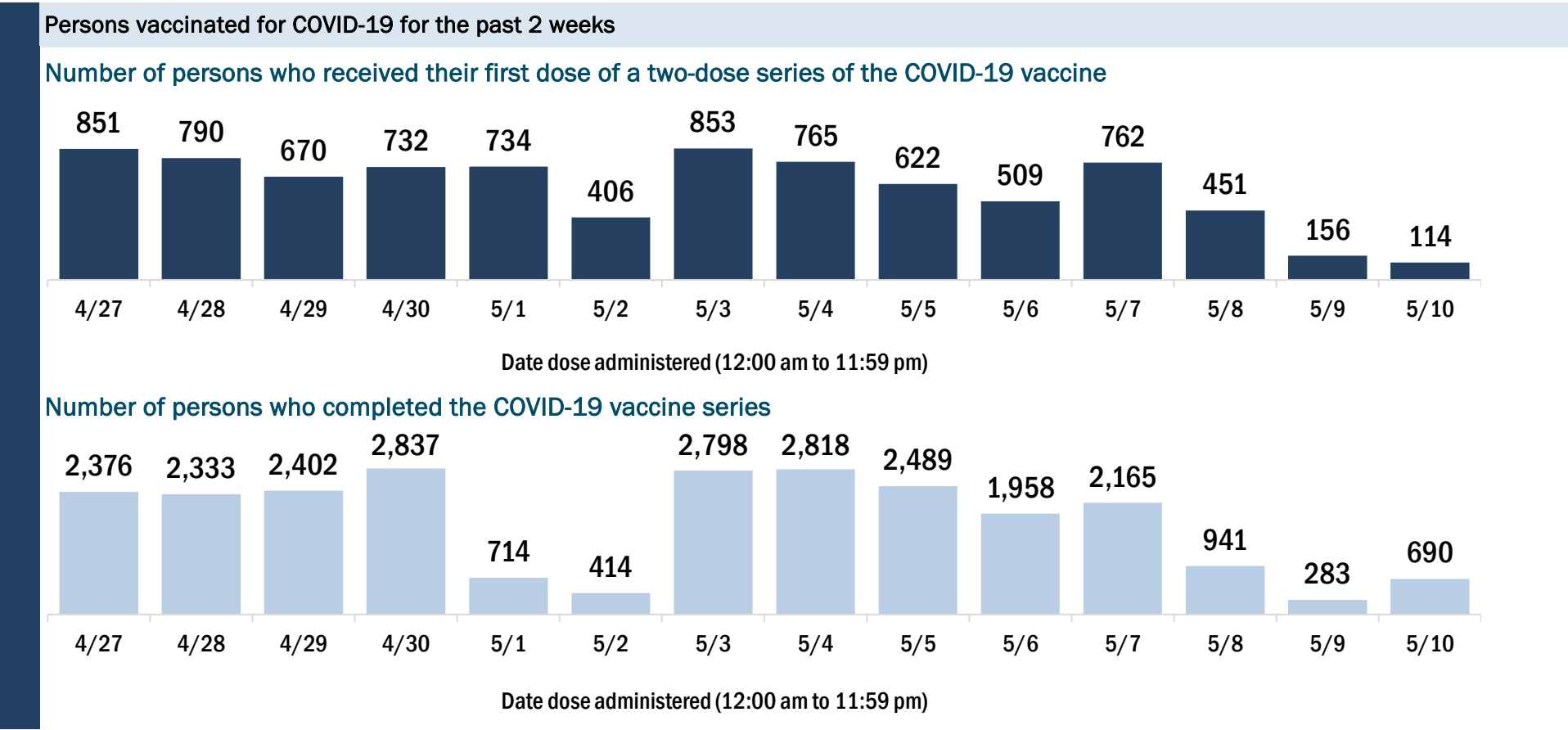
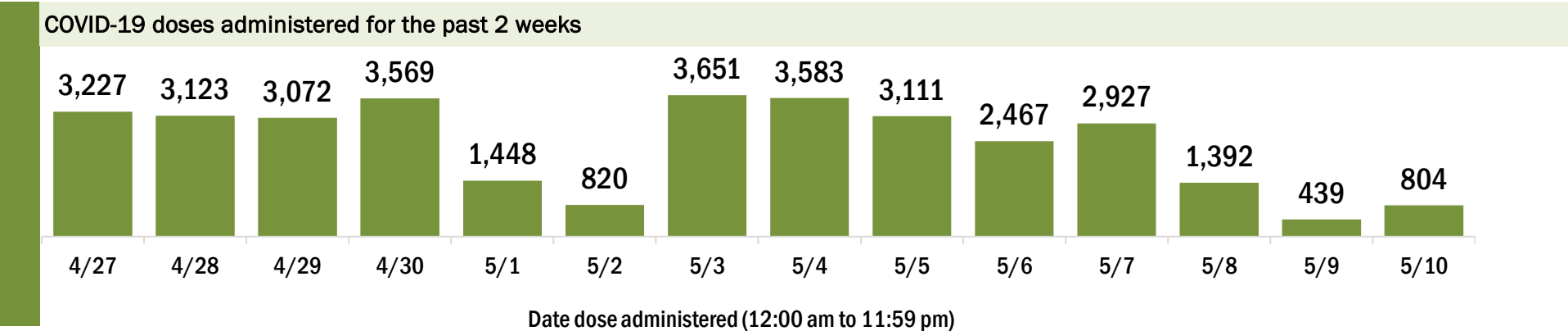
Data in this report are provisional and subject to change.

Data in this summary pertain to COVID-19 vaccines approved by the U.S. Food and Drug Administration and have been issued an Emergency Use Authorization (Janssen COVID-19 Vaccine, Moderna COVID-19 Vaccine and Pfizer-BioNTech COVID-19 Vaccine). These data summarize the number of people who have received either their first dose or have completed the series for a COVID-19 vaccine. **A person can only be counted in one category, first dose or series complete.** For persons receiving Moderna or Pfizer vaccines, once they receive their second dose, they are moved from the first dose column to the series completed column. **Because of this, the total first dose category may show a change from report to report not matching the total receiving their first dose from the previous day.** Persons receiving Johnson & Johnson vaccines will always be counted in the series completed column.

COVID-19 doses for vaccinated persons in Florida	
Doses administered	424,889
People receiving one dose of a 1-dose series (Johnson & Johnson) or receiving only one dose of a 2-dose series (Moderna, Pfizer) count once. Persons receiving both doses of a 2-dose series count twice.	

Current status of persons vaccinated for COVID-19 in Florida	
Total people vaccinated	244,390
First dose	53,360
Series completed	191,030
Completed 1-dose series	10,531
Completed 2-dose series	180,499
First dose: current number of people who have only received their first dose of the Moderna or Pfizer vaccine.	
Series complete: current number of people who have received both Moderna or Pfizer vaccine doses or one Johnson & Johnson dose and are considered fully immunized.	

Demographic summary	First dose	Series complete	Total people vaccinated
Age group	53,360	191,030	244,390
16-24 years	4,217	4,465	8,682
25-34 years	3,919	6,425	10,344
35-44 years	4,760	9,363	14,123
45-54 years	6,306	15,954	22,260
55-64 years	9,362	34,632	43,994
65-74 years	12,706	64,460	77,166
75-84 years	8,576	41,302	49,878
85+ years	3,514	14,429	17,943
Race	53,360	191,030	244,390
White	39,279	151,873	191,152
Black	1,247	2,793	4,040
American Indian/Alaskan	194	660	854
Other	3,945	12,772	16,717
Unknown	8,695	22,932	31,627
Other race includes Asian, native Hawaiian/Pacific Islander, or other.			
Ethnicity	53,360	191,030	244,390
Hispanic	4,330	7,206	11,536
Non-Hispanic	30,920	128,406	159,326
Unknown	18,110	55,418	73,528
Gender	53,360	191,030	244,390
Female	28,222	107,004	135,226
Male	25,020	83,901	108,921
Unknown	118	125	243



COVID-19: Seminole County vaccine summary

Vaccination data through May 10, 2021 as of May 11, 2021 at 12:05 AM

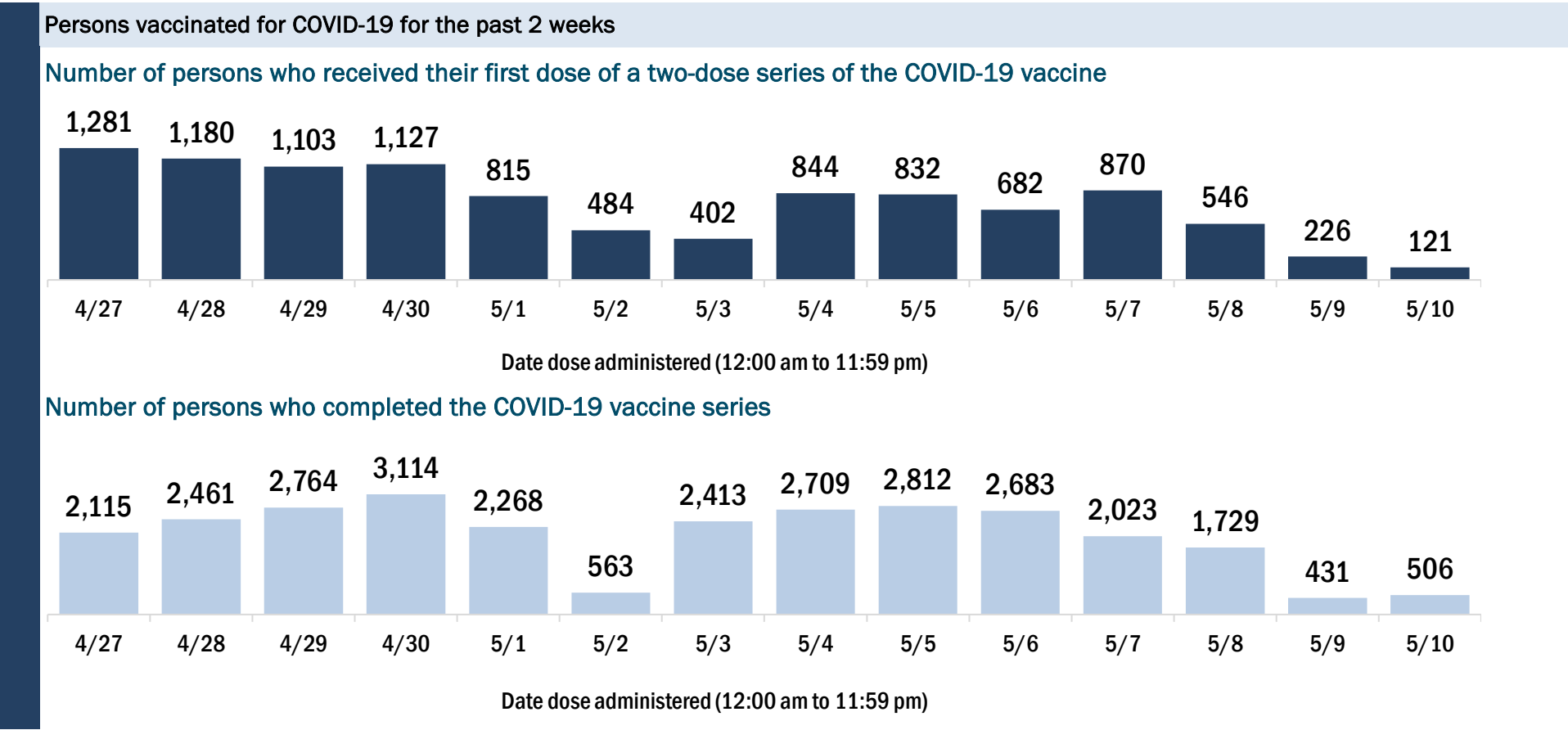
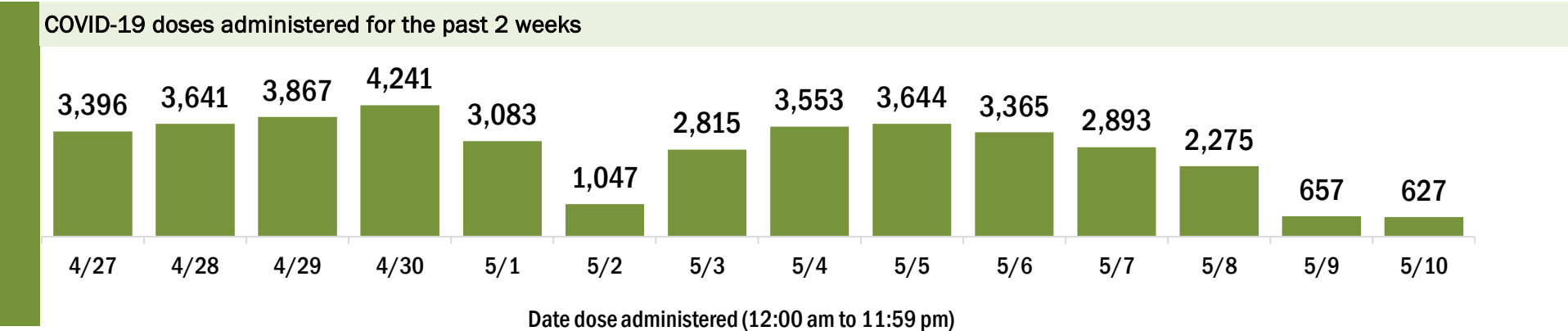
Data in this report are provisional and subject to change.

Data in this summary pertain to COVID-19 vaccines approved by the U.S. Food and Drug Administration and have been issued an Emergency Use Authorization (Janssen COVID-19 Vaccine, Moderna COVID-19 Vaccine and Pfizer-BioNTech COVID-19 Vaccine). These data summarize the number of people who have received either their first dose or have completed the series for a COVID-19 vaccine. **A person can only be counted in one category, first dose or series complete.** For persons receiving Moderna or Pfizer vaccines, once they receive their second dose, they are moved from the first dose column to the series completed column. **Because of this, the total first dose category may show a change from report to report not matching the total receiving their first dose from the previous day.** Persons receiving Johnson & Johnson vaccines will always be counted in the series completed column.

COVID-19 doses for vaccinated persons in Florida	
Doses administered	324,927
People receiving one dose of a 1-dose series (Johnson & Johnson) or receiving only one dose of a 2-dose series (Moderna, Pfizer) count once. Persons receiving both doses of a 2-dose series count twice.	

Current status of persons vaccinated for COVID-19 in Florida	
Total people vaccinated	186,862
First dose	37,104
Series completed	149,758
Completed 1-dose series	11,693
Completed 2-dose series	138,065
First dose: current number of people who have only received their first dose of the Moderna or Pfizer vaccine.	
Series complete: current number of people who have received both Moderna or Pfizer vaccine doses or one Johnson & Johnson dose and are considered fully immunized.	

Demographic summary	First dose	Series complete	Total people vaccinated
Age group	37,104	149,758	186,862
16-24 years	6,211	11,101	17,312
25-34 years	6,821	14,564	21,385
35-44 years	7,032	20,199	27,231
45-54 years	6,201	24,354	30,555
55-64 years	5,596	29,825	35,421
65-74 years	2,972	29,756	32,728
75-84 years	1,545	14,485	16,030
85+ years	726	5,474	6,200
Race	37,104	149,758	186,862
White	21,631	105,221	126,852
Black	3,024	9,842	12,866
American Indian/Alaskan	187	630	817
Other	6,095	21,823	27,918
Unknown	6,167	12,242	18,409
Other race includes Asian, native Hawaiian/Pacific Islander, or other.			
Ethnicity	37,104	149,758	186,862
Hispanic	6,541	18,738	25,279
Non-Hispanic	17,197	95,786	112,983
Unknown	13,366	35,234	48,600
Gender	37,104	149,758	186,862
Female	19,336	83,951	103,287
Male	17,670	65,683	83,353
Unknown	98	124	222



COVID-19: St. Johns County vaccine summary

Vaccination data through May 10, 2021 as of May 11, 2021 at 12:05 AM

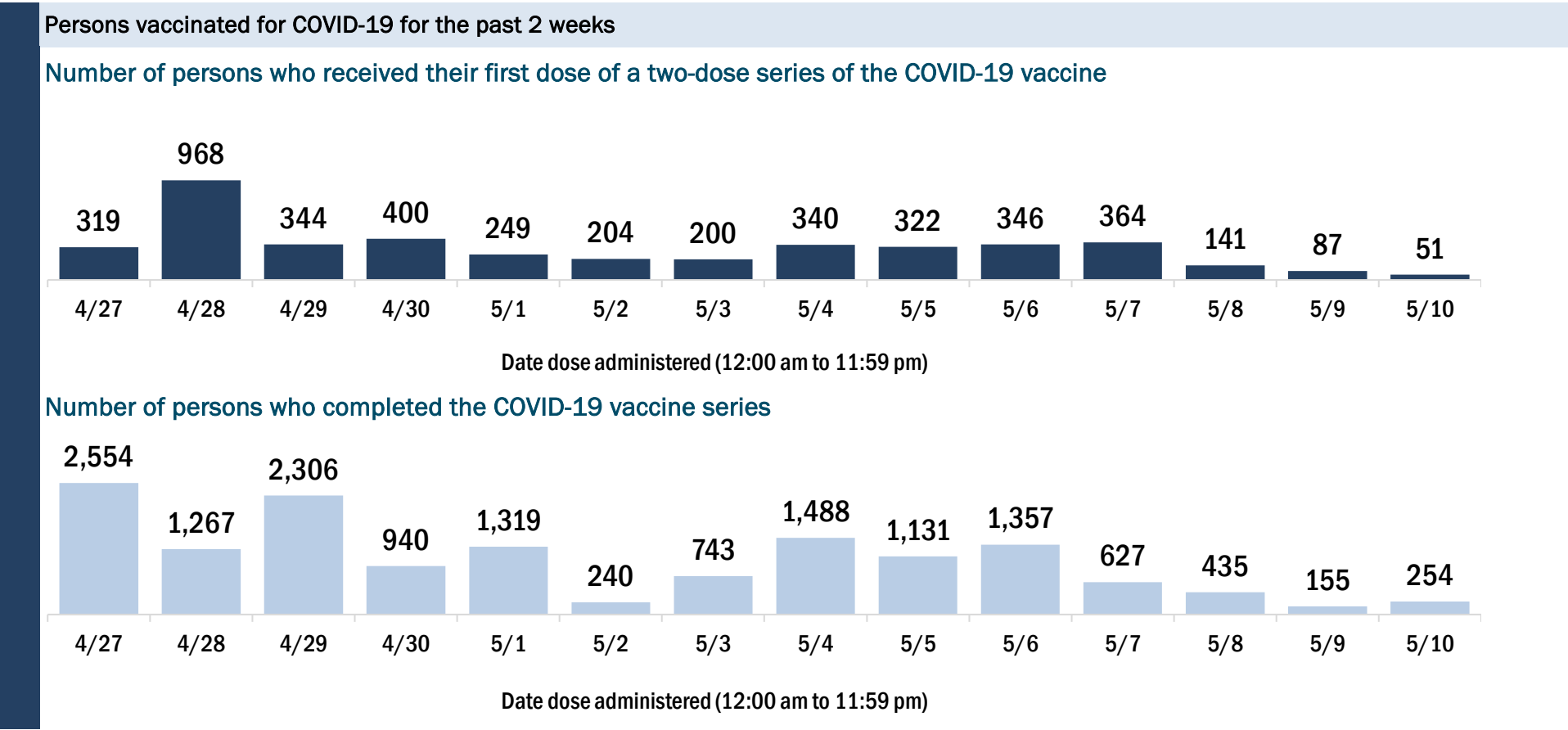
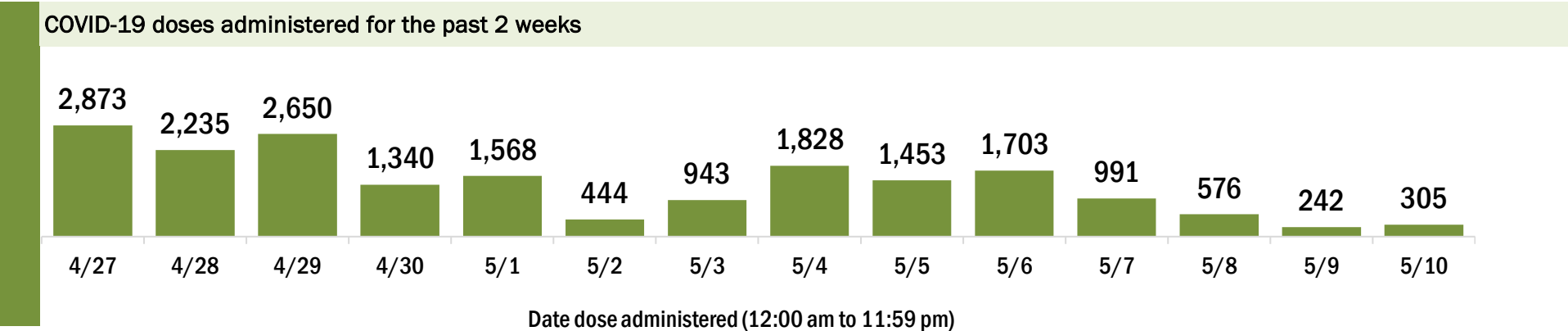
Data in this report are provisional and subject to change.

Data in this summary pertain to COVID-19 vaccines approved by the U.S. Food and Drug Administration and have been issued an Emergency Use Authorization (Janssen COVID-19 Vaccine, Moderna COVID-19 Vaccine and Pfizer-BioNTech COVID-19 Vaccine). These data summarize the number of people who have received either their first dose or have completed the series for a COVID-19 vaccine. **A person can only be counted in one category, first dose or series complete.** For persons receiving Moderna or Pfizer vaccines, once they receive their second dose, they are moved from the first dose column to the series completed column. **Because of this, the total first dose category may show a change from report to report not matching the total receiving their first dose from the previous day.** Persons receiving Johnson & Johnson vaccines will always be counted in the series completed column.

COVID-19 doses for vaccinated persons in Florida	
Doses administered	235,055
People receiving one dose of a 1-dose series (Johnson & Johnson) or receiving only one dose of a 2-dose series (Moderna, Pfizer) count once. Persons receiving both doses of a 2-dose series count twice.	

Current status of persons vaccinated for COVID-19 in Florida	
Total people vaccinated	129,548
First dose	17,736
Series completed	111,812
Completed 1-dose series	6,305
Completed 2-dose series	105,507
First dose: current number of people who have only received their first dose of the Moderna or Pfizer vaccine.	
Series complete: current number of people who have received both Moderna or Pfizer vaccine doses or one Johnson & Johnson dose and are considered fully immunized.	

Demographic summary	First dose	Series complete	Total people vaccinated
Age group	17,736	111,812	129,548
16-24 years	2,843	5,902	8,745
25-34 years	2,196	6,404	8,600
35-44 years	3,053	13,775	16,828
45-54 years	3,028	16,810	19,838
55-64 years	2,916	22,623	25,539
65-74 years	2,142	28,397	30,539
75-84 years	1,105	13,838	14,943
85+ years	453	4,063	4,516
Race	17,736	111,812	129,548
White	10,860	83,699	94,559
Black	750	3,299	4,049
American Indian/Alaskan	49	320	369
Other	2,128	10,681	12,809
Unknown	3,949	13,813	17,762
Other race includes Asian, native Hawaiian/Pacific Islander, or other.			
Ethnicity	17,736	111,812	129,548
Hispanic	1,127	4,754	5,881
Non-Hispanic	9,214	74,505	83,719
Unknown	7,395	32,553	39,948
Gender	17,736	111,812	129,548
Female	9,211	61,691	70,902
Male	8,496	50,103	58,599
Unknown	29	18	47



COVID-19: St. Lucie County vaccine summary

Vaccination data through May 10, 2021 as of May 11, 2021 at 12:05 AM

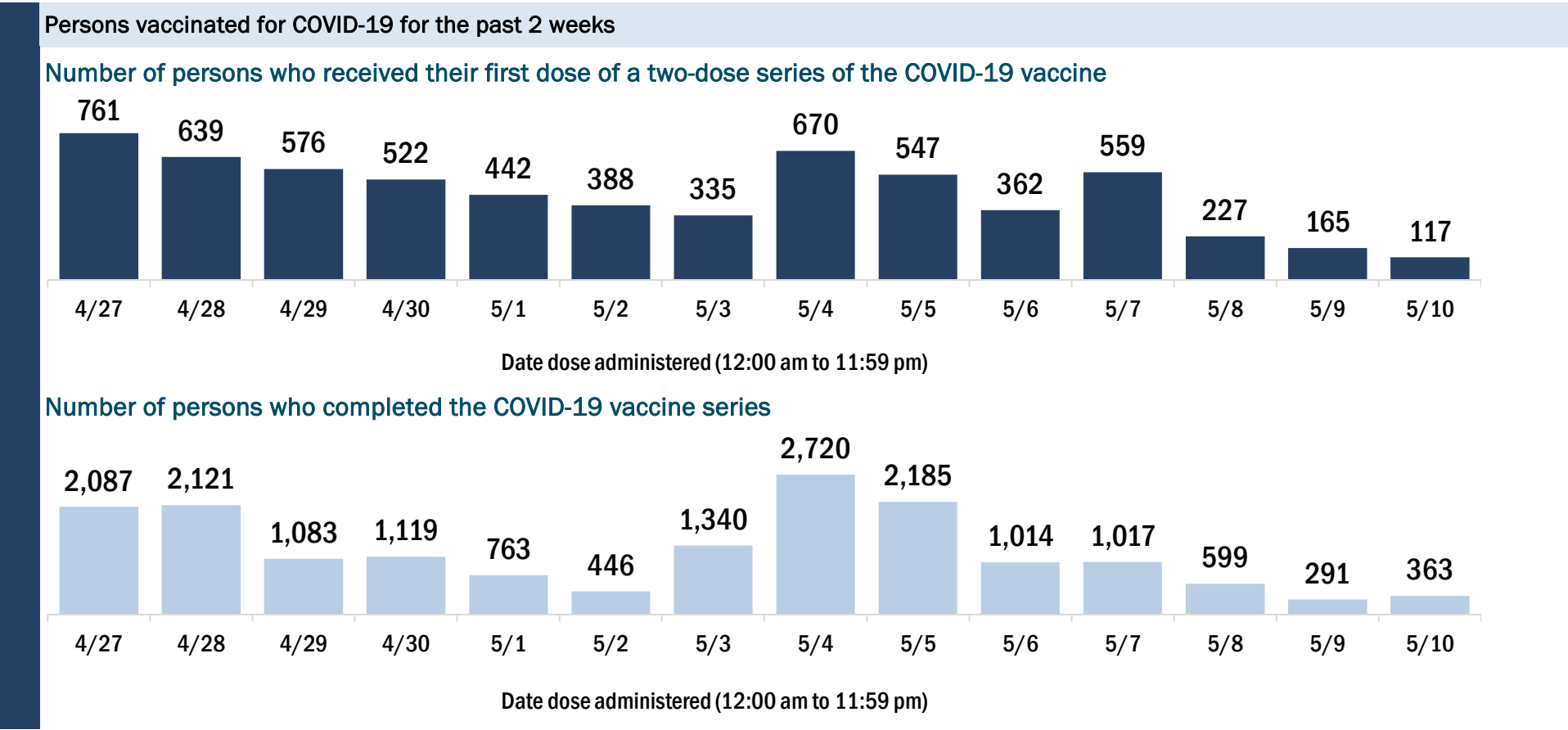
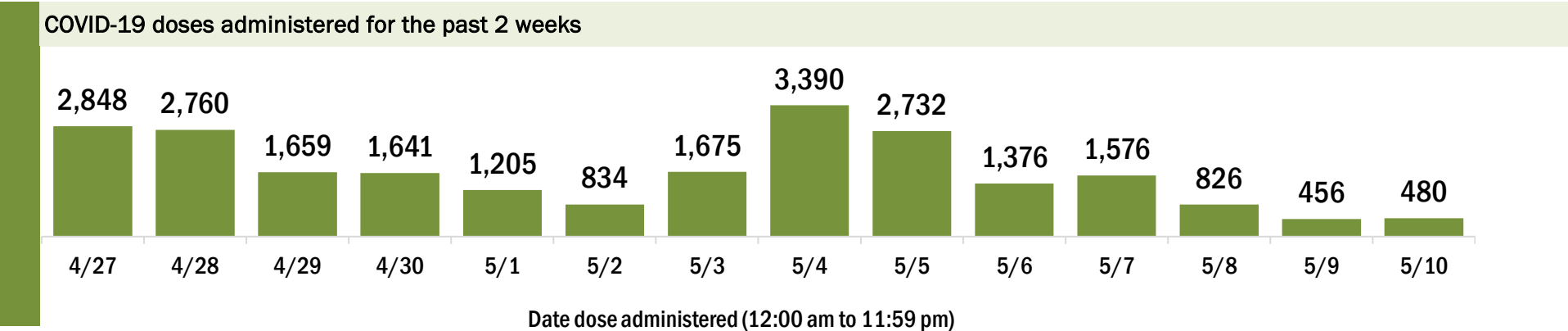
Data in this report are provisional and subject to change.

Data in this summary pertain to COVID-19 vaccines approved by the U.S. Food and Drug Administration and have been issued an Emergency Use Authorization (Janssen COVID-19 Vaccine, Moderna COVID-19 Vaccine and Pfizer-BioNTech COVID-19 Vaccine). These data summarize the number of people who have received either their first dose or have completed the series for a COVID-19 vaccine. **A person can only be counted in one category, first dose or series complete.** For persons receiving Moderna or Pfizer vaccines, once they receive their second dose, they are moved from the first dose column to the series completed column. **Because of this, the total first dose category may show a change from report to report not matching the total receiving their first dose from the previous day.** Persons receiving Johnson & Johnson vaccines will always be counted in the series completed column.

COVID-19 doses for vaccinated persons in Florida	
Doses administered	216,847
People receiving one dose of a 1-dose series (Johnson & Johnson) or receiving only one dose of a 2-dose series (Moderna, Pfizer) count once. Persons receiving both doses of a 2-dose series count twice.	

Current status of persons vaccinated for COVID-19 in Florida	
Total people vaccinated	126,155
First dose	31,019
Series completed	95,136
Completed 1-dose series	4,444
Completed 2-dose series	90,692
First dose: current number of people who have only received their first dose of the Moderna or Pfizer vaccine.	
Series complete: current number of people who have received both Moderna or Pfizer vaccine doses or one Johnson & Johnson dose and are considered fully immunized.	

Demographic summary	First dose	Series complete	Total people vaccinated
Age group	31,019	95,136	126,155
16-24 years	2,600	3,059	5,659
25-34 years	2,833	4,365	7,198
35-44 years	3,676	6,692	10,368
45-54 years	4,626	10,950	15,576
55-64 years	6,484	19,751	26,235
65-74 years	6,048	29,003	35,051
75-84 years	3,515	16,373	19,888
85+ years	1,237	4,943	6,180
Race	31,019	95,136	126,155
White	18,410	62,029	80,439
Black	3,362	9,064	12,426
American Indian/Alaskan	170	440	610
Other	3,243	8,879	12,122
Unknown	5,834	14,724	20,558
Other race includes Asian, native Hawaiian/Pacific Islander, or other.			
Ethnicity	31,019	95,136	126,155
Hispanic	4,499	10,029	14,528
Non-Hispanic	13,956	53,430	67,386
Unknown	12,564	31,677	44,241
Gender	31,019	95,136	126,155
Female	16,457	53,536	69,993
Male	14,476	41,527	56,003
Unknown	86	73	159



COVID-19: Sumter County vaccine summary

Vaccination data through May 10, 2021 as of May 11, 2021 at 12:05 AM

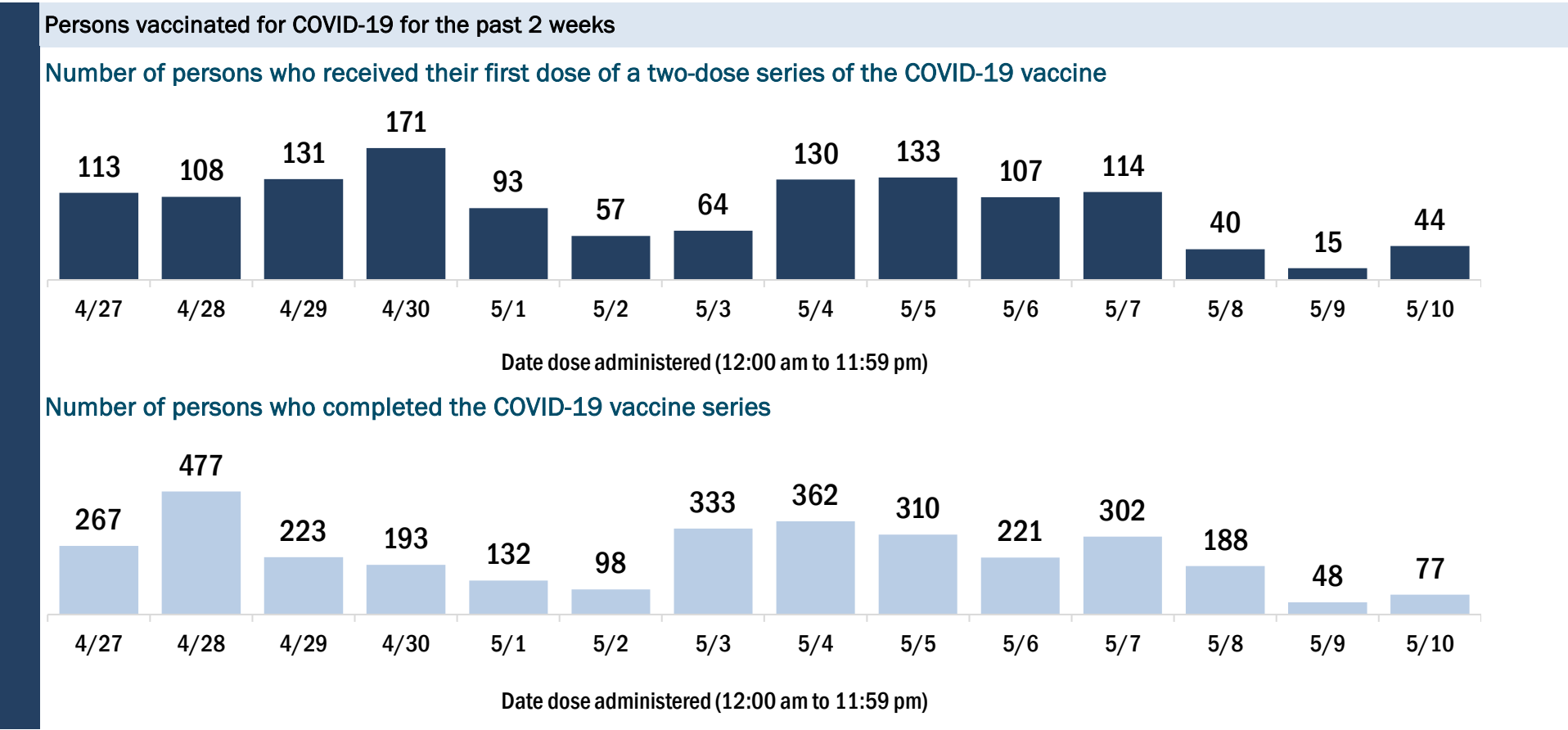
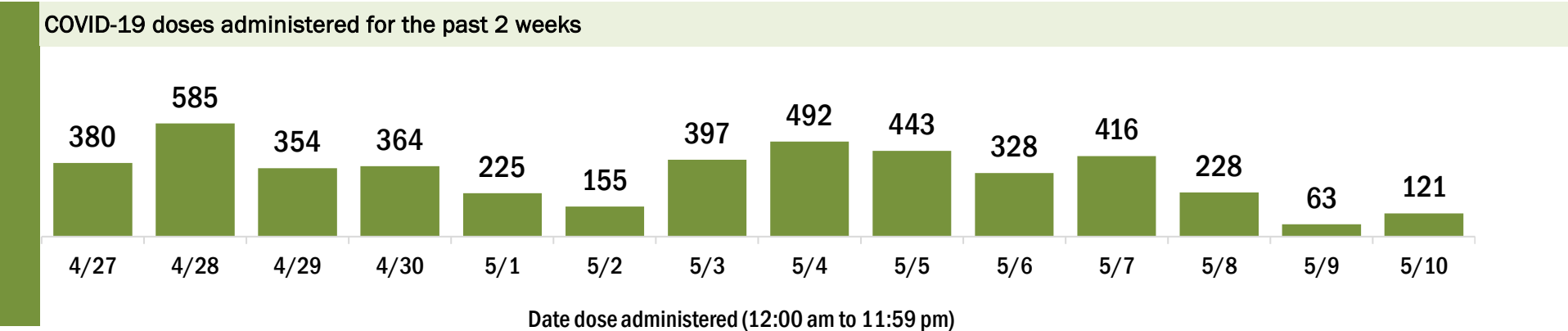
Data in this report are provisional and subject to change.

Data in this summary pertain to COVID-19 vaccines approved by the U.S. Food and Drug Administration and have been issued an Emergency Use Authorization (Janssen COVID-19 Vaccine, Moderna COVID-19 Vaccine and Pfizer-BioNTech COVID-19 Vaccine). These data summarize the number of people who have received either their first dose or have completed the series for a COVID-19 vaccine. **A person can only be counted in one category, first dose or series complete.** For persons receiving Moderna or Pfizer vaccines, once they receive their second dose, they are moved from the first dose column to the series completed column. **Because of this, the total first dose category may show a change from report to report not matching the total receiving their first dose from the previous day.** Persons receiving Johnson & Johnson vaccines will always be counted in the series completed column.

COVID-19 doses for vaccinated persons in Florida	
Doses administered	153,105
People receiving one dose of a 1-dose series (Johnson & Johnson) or receiving only one dose of a 2-dose series (Moderna, Pfizer) count once. Persons receiving both doses of a 2-dose series count twice.	

Current status of persons vaccinated for COVID-19 in Florida	
Total people vaccinated	84,366
First dose	11,208
Series completed	73,158
Completed 1-dose series	4,419
Completed 2-dose series	68,739
First dose: current number of people who have only received their first dose of the Moderna or Pfizer vaccine.	
Series complete: current number of people who have received both Moderna or Pfizer vaccine doses or one Johnson & Johnson dose and are considered fully immunized.	

Demographic summary	First dose	Series complete	Total people vaccinated
Age group	11,208	73,158	84,366
16-24 years	293	296	589
25-34 years	479	528	1,007
35-44 years	688	777	1,465
45-54 years	998	1,746	2,744
55-64 years	2,318	8,669	10,987
65-74 years	3,369	34,056	37,425
75-84 years	2,461	23,170	25,631
85+ years	602	3,916	4,518
Race	11,208	73,158	84,366
White	8,338	61,579	69,917
Black	500	912	1,412
American Indian/Alaskan	28	161	189
Other	825	2,813	3,638
Unknown	1,517	7,693	9,210
Other race includes Asian, native Hawaiian/Pacific Islander, or other.			
Ethnicity	11,208	73,158	84,366
Hispanic	432	1,353	1,785
Non-Hispanic	7,108	49,195	56,303
Unknown	3,668	22,610	26,278
Gender	11,208	73,158	84,366
Female	5,768	40,803	46,571
Male	5,422	32,336	37,758
Unknown	18	19	37



COVID-19: Suwannee County vaccine summary

Vaccination data through May 10, 2021 as of May 11, 2021 at 12:05 AM

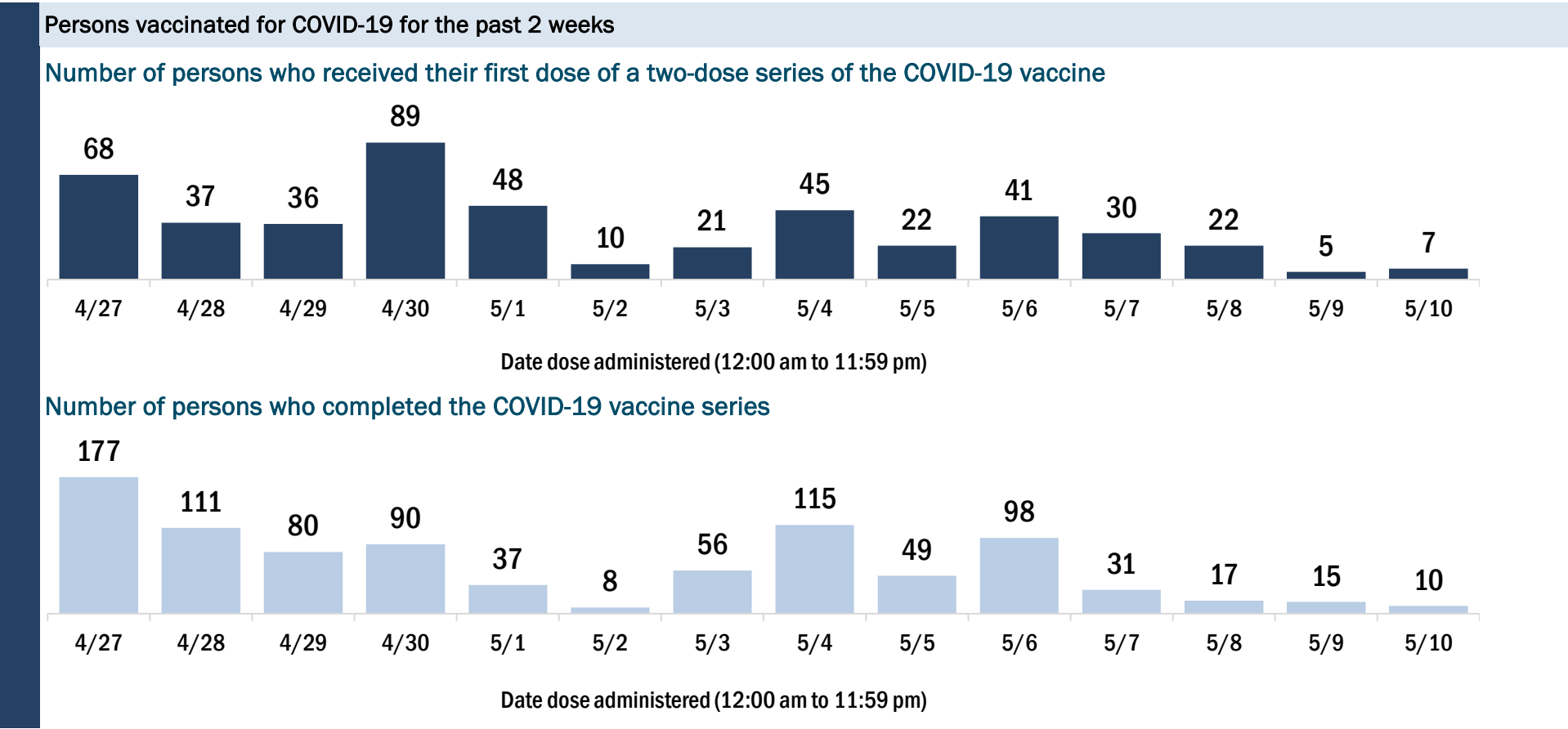
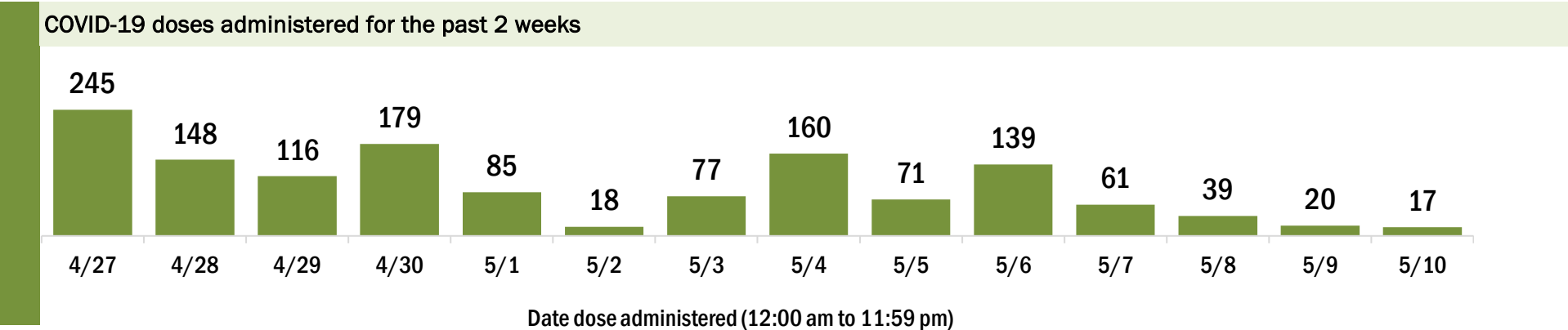
Data in this report are provisional and subject to change.

Data in this summary pertain to COVID-19 vaccines approved by the U.S. Food and Drug Administration and have been issued an Emergency Use Authorization (Janssen COVID-19 Vaccine, Moderna COVID-19 Vaccine and Pfizer-BioNTech COVID-19 Vaccine). These data summarize the number of people who have received either their first dose or have completed the series for a COVID-19 vaccine. **A person can only be counted in one category, first dose or series complete.** For persons receiving Moderna or Pfizer vaccines, once they receive their second dose, they are moved from the first dose column to the series completed column. **Because of this, the total first dose category may show a change from report to report not matching the total receiving their first dose from the previous day.** Persons receiving Johnson & Johnson vaccines will always be counted in the series completed column.

COVID-19 doses for vaccinated persons in Florida	
Doses administered	18,269
People receiving one dose of a 1-dose series (Johnson & Johnson) or receiving only one dose of a 2-dose series (Moderna, Pfizer) count once. Persons receiving both doses of a 2-dose series count twice.	

Current status of persons vaccinated for COVID-19 in Florida	
Total people vaccinated	10,457
First dose	1,985
Series completed	8,472
Completed 1-dose series	660
Completed 2-dose series	7,812
First dose: current number of people who have only received their first dose of the Moderna or Pfizer vaccine.	
Series complete: current number of people who have received both Moderna or Pfizer vaccine doses or one Johnson & Johnson dose and are considered fully immunized.	

Demographic summary	First dose	Series complete	Total people vaccinated
Age group	1,985	8,472	10,457
16-24 years	172	190	362
25-34 years	213	259	472
35-44 years	267	431	698
45-54 years	326	731	1,057
55-64 years	524	1,794	2,318
65-74 years	258	2,782	3,040
75-84 years	165	1,710	1,875
85+ years	60	575	635
Race	1,985	8,472	10,457
White	1,234	5,980	7,214
Black	334	685	1,019
American Indian/Alaskan	5	12	17
Other	176	571	747
Unknown	236	1,224	1,460
Other race includes Asian, native Hawaiian/Pacific Islander, or other.			
Ethnicity	1,985	8,472	10,457
Hispanic	169	379	548
Non-Hispanic	1,183	4,929	6,112
Unknown	633	3,164	3,797
Gender	1,985	8,472	10,457
Female	864	4,862	5,726
Male	1,121	3,610	4,731
Unknown	0	0	0



COVID-19: Taylor County vaccine summary

Vaccination data through May 10, 2021 as of May 11, 2021 at 12:05 AM

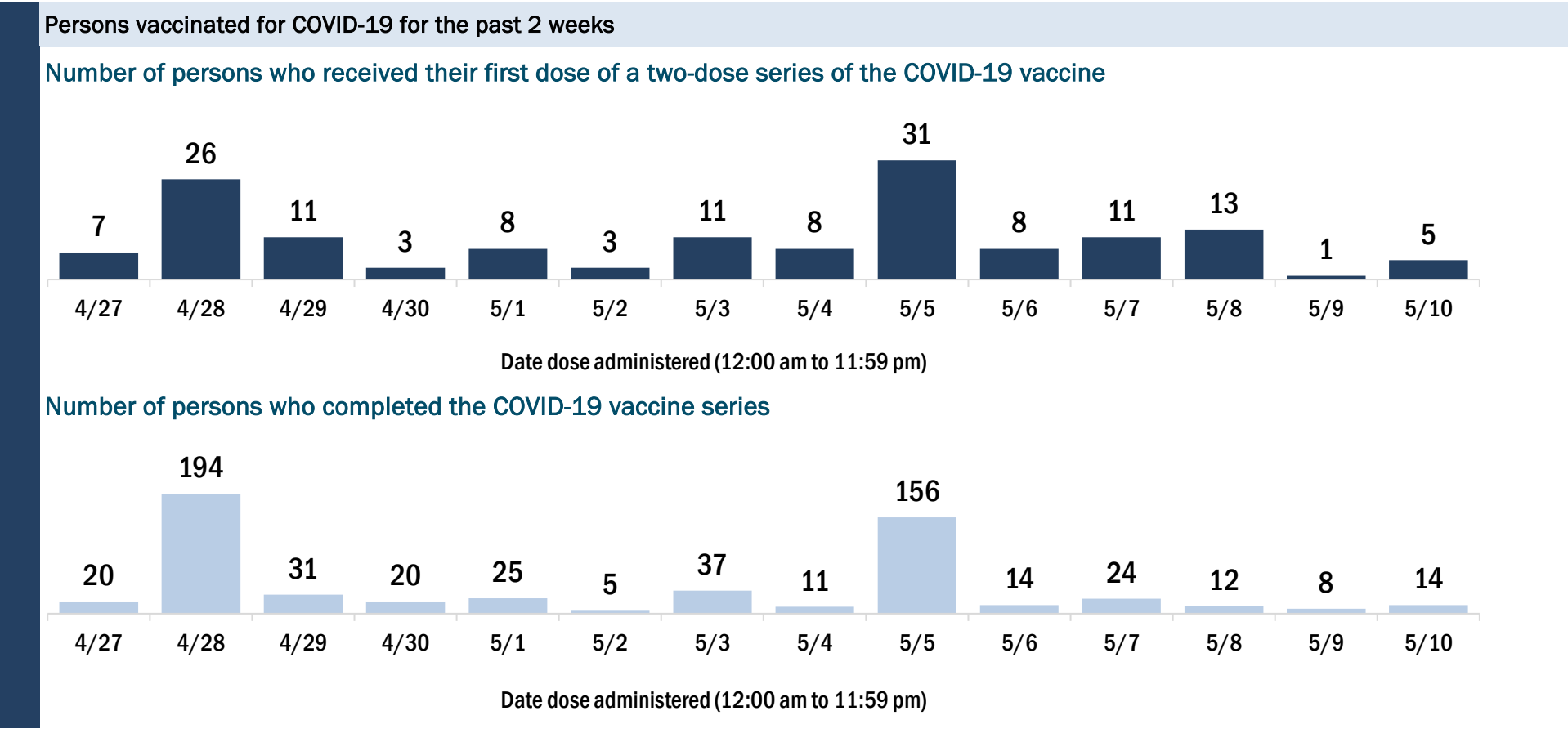
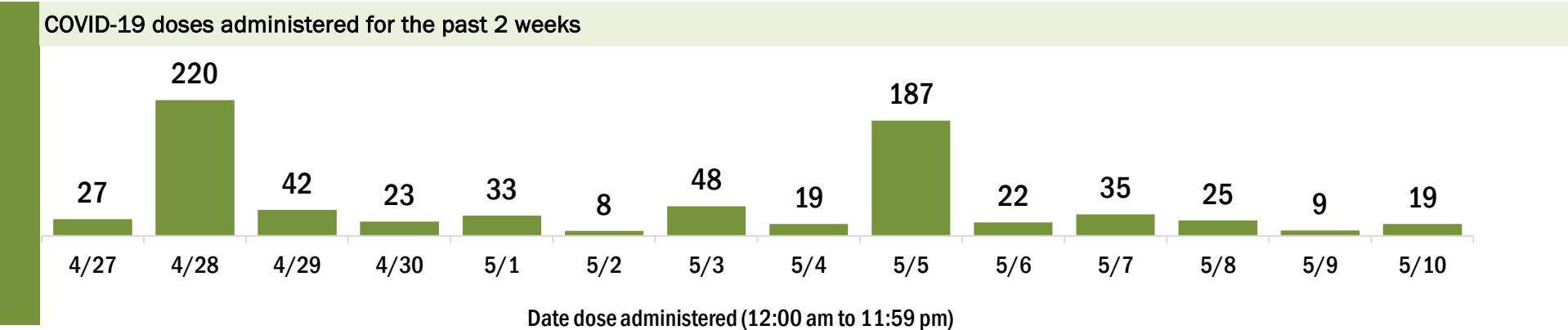
Data in this report are provisional and subject to change.

Data in this summary pertain to COVID-19 vaccines approved by the U.S. Food and Drug Administration and have been issued an Emergency Use Authorization (Janssen COVID-19 Vaccine, Moderna COVID-19 Vaccine and Pfizer-BioNTech COVID-19 Vaccine). These data summarize the number of people who have received either their first dose or have completed the series for a COVID-19 vaccine. **A person can only be counted in one category, first dose or series complete.** For persons receiving Moderna or Pfizer vaccines, once they receive their second dose, they are moved from the first dose column to the series completed column. **Because of this, the total first dose category may show a change from report to report not matching the total receiving their first dose from the previous day.** Persons receiving Johnson & Johnson vaccines will always be counted in the series completed column.

COVID-19 doses for vaccinated persons in Florida	
Doses administered	9,624
People receiving one dose of a 1-dose series (Johnson & Johnson) or receiving only one dose of a 2-dose series (Moderna, Pfizer) count once. Persons receiving both doses of a 2-dose series count twice.	

Current status of persons vaccinated for COVID-19 in Florida	
Total people vaccinated	5,748
First dose	1,564
Series completed	4,184
Completed 1-dose series	308
Completed 2-dose series	3,876
First dose: current number of people who have only received their first dose of the Moderna or Pfizer vaccine.	
Series complete: current number of people who have received both Moderna or Pfizer vaccine doses or one Johnson & Johnson dose and are considered fully immunized.	

Demographic summary	First dose	Series complete	Total people vaccinated
Age group	1,564	4,184	5,748
16-24 years	54	67	121
25-34 years	145	130	275
35-44 years	203	204	407
45-54 years	231	392	623
55-64 years	362	969	1,331
65-74 years	356	1,415	1,771
75-84 years	163	789	952
85+ years	50	218	268
Race	1,564	4,184	5,748
White	1,020	3,126	4,146
Black	320	511	831
American Indian/Alaskan	6	37	43
Other	87	267	354
Unknown	131	243	374
Other race includes Asian, native Hawaiian/Pacific Islander, or other.			
Ethnicity	1,564	4,184	5,748
Hispanic	31	78	109
Non-Hispanic	739	2,820	3,559
Unknown	794	1,286	2,080
Gender	1,564	4,184	5,748
Female	622	2,301	2,923
Male	941	1,882	2,823
Unknown	1	1	2



COVID-19: Union County vaccine summary

Vaccination data through May 10, 2021 as of May 11, 2021 at 12:05 AM

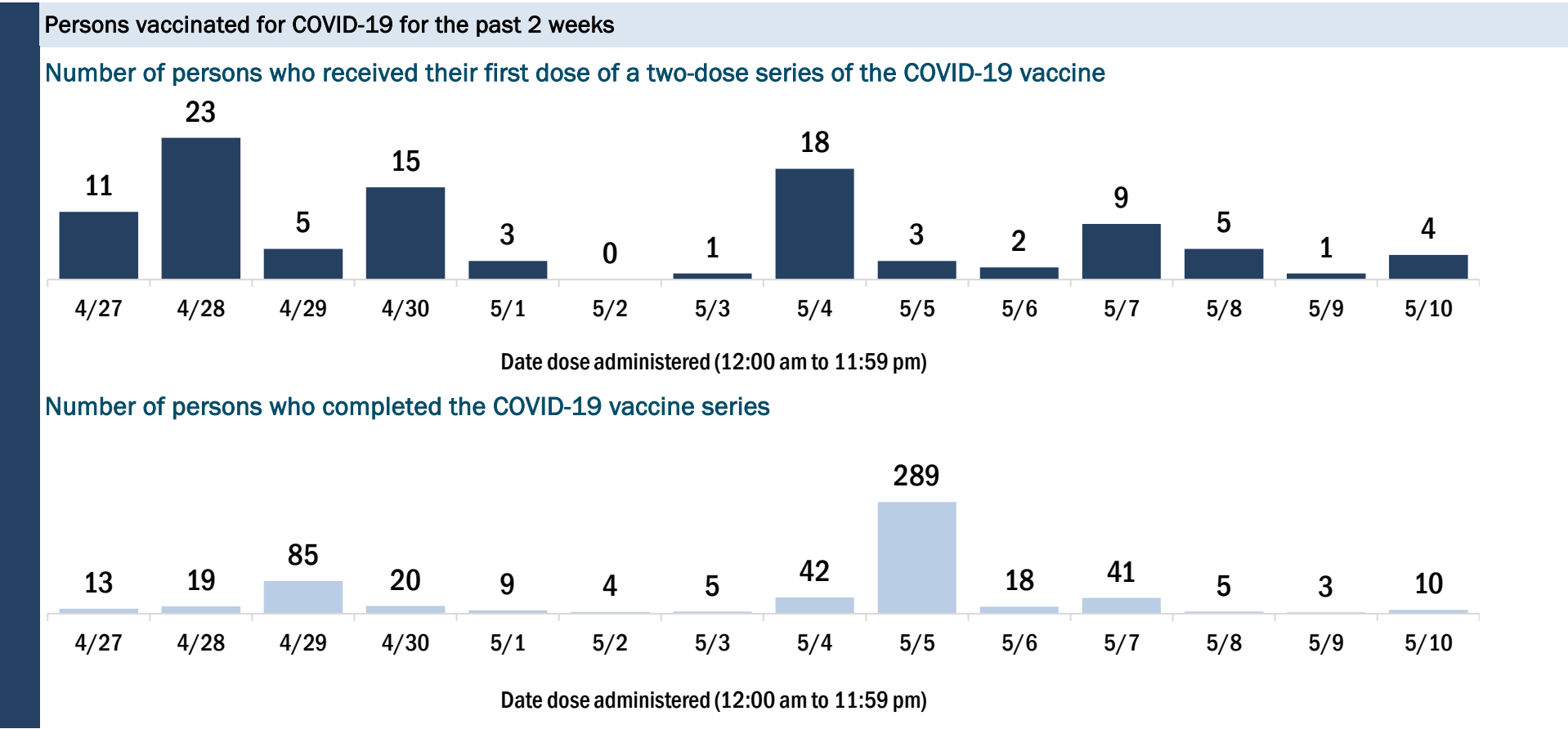
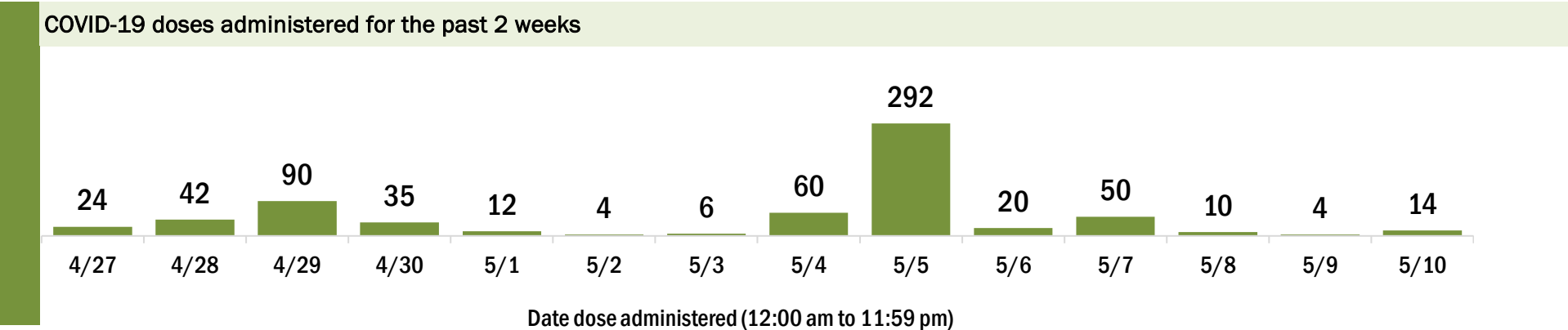
Data in this report are provisional and subject to change.

Data in this summary pertain to COVID-19 vaccines approved by the U.S. Food and Drug Administration and have been issued an Emergency Use Authorization (Janssen COVID-19 Vaccine, Moderna COVID-19 Vaccine and Pfizer-BioNTech COVID-19 Vaccine). These data summarize the number of people who have received either their first dose or have completed the series for a COVID-19 vaccine. **A person can only be counted in one category, first dose or series complete.** For persons receiving Moderna or Pfizer vaccines, once they receive their second dose, they are moved from the first dose column to the series completed column. **Because of this, the total first dose category may show a change from report to report not matching the total receiving their first dose from the previous day.** Persons receiving Johnson & Johnson vaccines will always be counted in the series completed column.

COVID-19 doses for vaccinated persons in Florida	
Doses administered	6,911
People receiving one dose of a 1-dose series (Johnson & Johnson) or receiving only one dose of a 2-dose series (Moderna, Pfizer) count once. Persons receiving both doses of a 2-dose series count twice.	

Current status of persons vaccinated for COVID-19 in Florida	
Total people vaccinated	4,682
First dose	2,332
Series completed	2,350
Completed 1-dose series	121
Completed 2-dose series	2,229
First dose: current number of people who have only received their first dose of the Moderna or Pfizer vaccine.	
Series complete: current number of people who have received both Moderna or Pfizer vaccine doses or one Johnson & Johnson dose and are considered fully immunized.	

Demographic summary	First dose	Series complete	Total people vaccinated
Age group	2,332	2,350	4,682
16-24 years	57	71	128
25-34 years	115	135	250
35-44 years	228	181	409
45-54 years	344	290	634
55-64 years	848	525	1,373
65-74 years	598	663	1,261
75-84 years	127	379	506
85+ years	15	106	121
Race	2,332	2,350	4,682
White	1,499	1,842	3,341
Black	706	298	1,004
American Indian/Alaskan	5	17	22
Other	82	146	228
Unknown	40	47	87
Other race includes Asian, native Hawaiian/Pacific Islander, or other.			
Ethnicity	2,332	2,350	4,682
Hispanic	85	70	155
Non-Hispanic	2,124	2,085	4,209
Unknown	123	195	318
Gender	2,332	2,350	4,682
Female	178	1,190	1,368
Male	2,149	1,160	3,309
Unknown	5	0	5



COVID-19: Volusia County vaccine summary

Vaccination data through May 10, 2021 as of May 11, 2021 at 12:05 AM

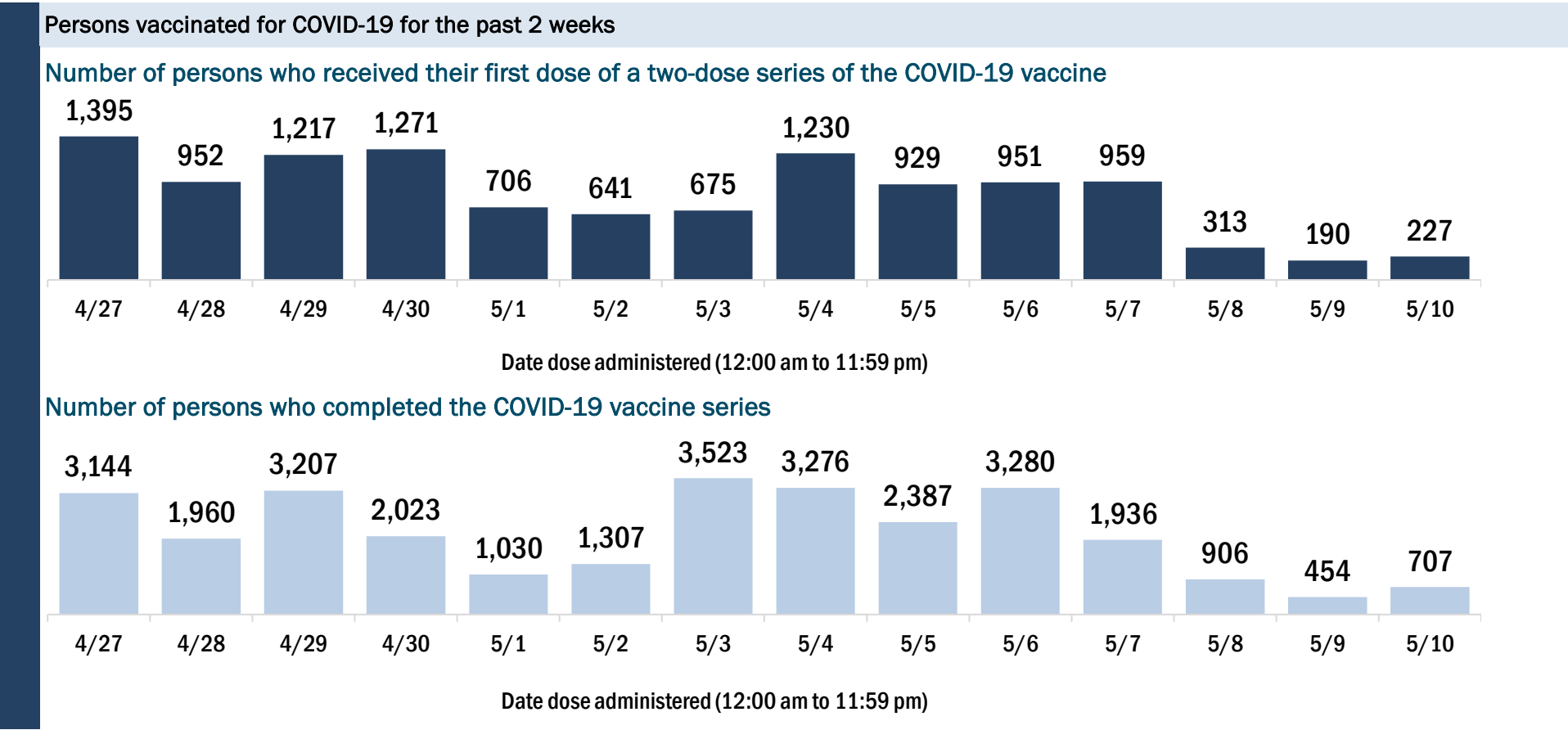
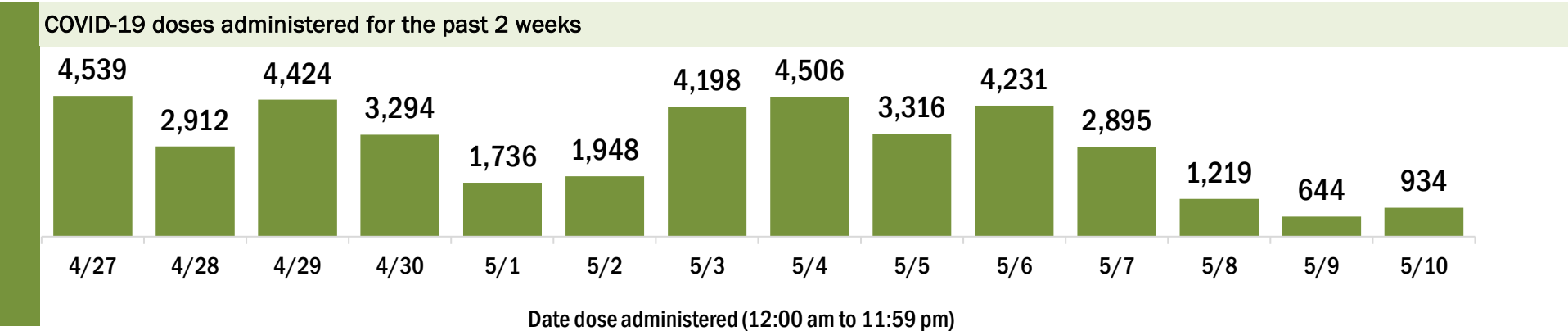
Data in this report are provisional and subject to change.

Data in this summary pertain to COVID-19 vaccines approved by the U.S. Food and Drug Administration and have been issued an Emergency Use Authorization (Janssen COVID-19 Vaccine, Moderna COVID-19 Vaccine and Pfizer-BioNTech COVID-19 Vaccine). These data summarize the number of people who have received either their first dose or have completed the series for a COVID-19 vaccine. **A person can only be counted in one category, first dose or series complete.** For persons receiving Moderna or Pfizer vaccines, once they receive their second dose, they are moved from the first dose column to the series completed column. **Because of this, the total first dose category may show a change from report to report not matching the total receiving their first dose from the previous day.** Persons receiving Johnson & Johnson vaccines will always be counted in the series completed column.

COVID-19 doses for vaccinated persons in Florida	
Doses administered	376,533
People receiving one dose of a 1-dose series (Johnson & Johnson) or receiving only one dose of a 2-dose series (Moderna, Pfizer) count once. Persons receiving both doses of a 2-dose series count twice.	

Current status of persons vaccinated for COVID-19 in Florida	
Total people vaccinated	223,549
First dose	50,667
Series completed	172,882
Completed 1-dose series	19,898
Completed 2-dose series	152,984
First dose: current number of people who have only received their first dose of the Moderna or Pfizer vaccine.	
Series complete: current number of people who have received both Moderna or Pfizer vaccine doses or one Johnson & Johnson dose and are considered fully immunized.	

Demographic summary	First dose	Series complete	Total people vaccinated
Age group	50,667	172,882	223,549
16-24 years	5,149	6,487	11,636
25-34 years	5,277	8,141	13,418
35-44 years	6,047	11,235	17,282
45-54 years	7,639	18,407	26,046
55-64 years	11,507	35,857	47,364
65-74 years	8,986	52,962	61,948
75-84 years	4,414	29,560	33,974
85+ years	1,648	10,233	11,881
Race	50,667	172,882	223,549
White	32,068	115,026	147,094
Black	3,309	8,113	11,422
American Indian/Alaskan	191	586	777
Other	5,632	19,267	24,899
Unknown	9,467	29,890	39,357
Other race includes Asian, native Hawaiian/Pacific Islander, or other.			
Ethnicity	50,667	172,882	223,549
Hispanic	5,918	11,123	17,041
Non-Hispanic	25,827	91,427	117,254
Unknown	18,922	70,332	89,254
Gender	50,667	172,882	223,549
Female	26,059	96,932	122,991
Male	23,701	73,447	97,148
Unknown	907	2,503	3,410



COVID-19: Wakulla County vaccine summary

Vaccination data through May 10, 2021 as of May 11, 2021 at 12:05 AM

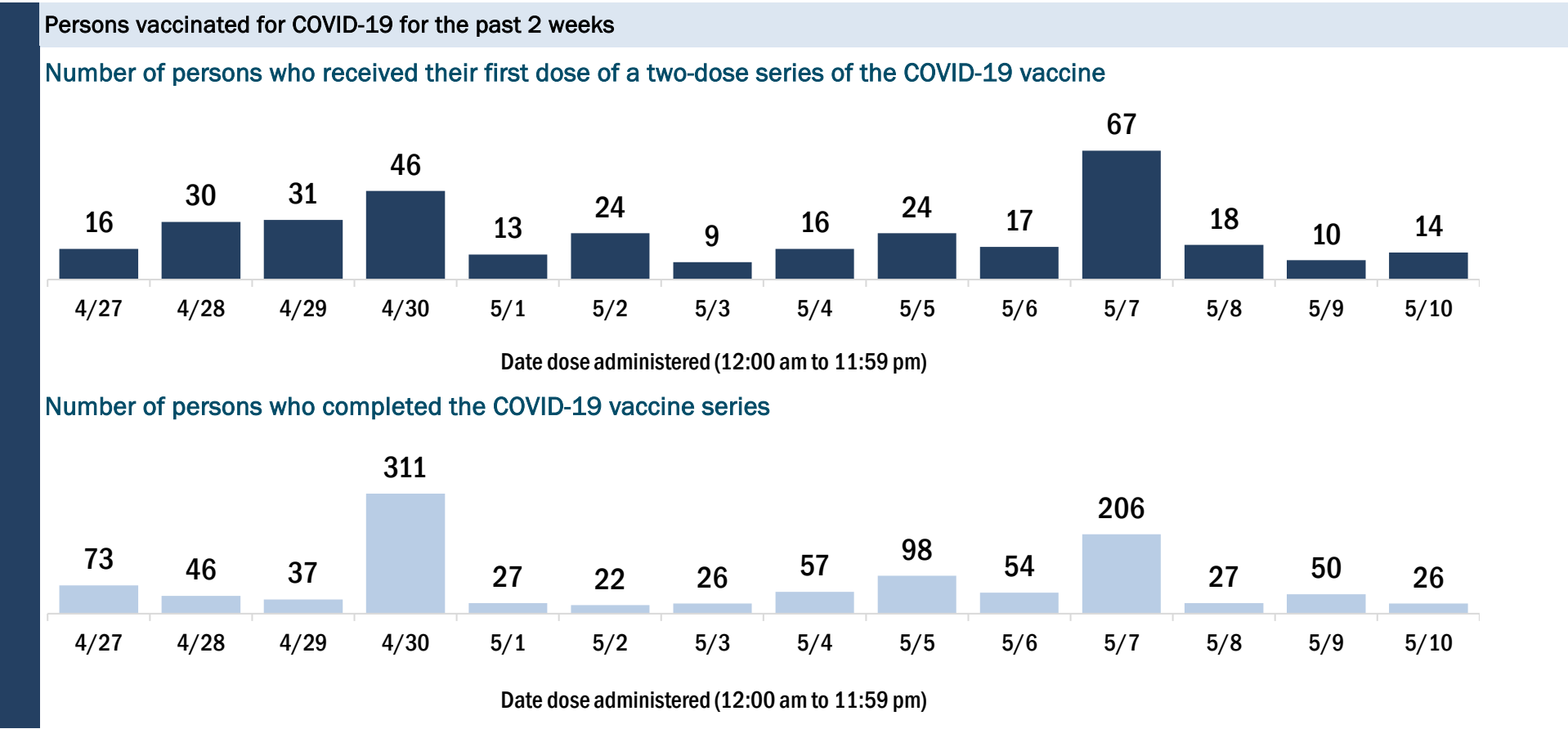
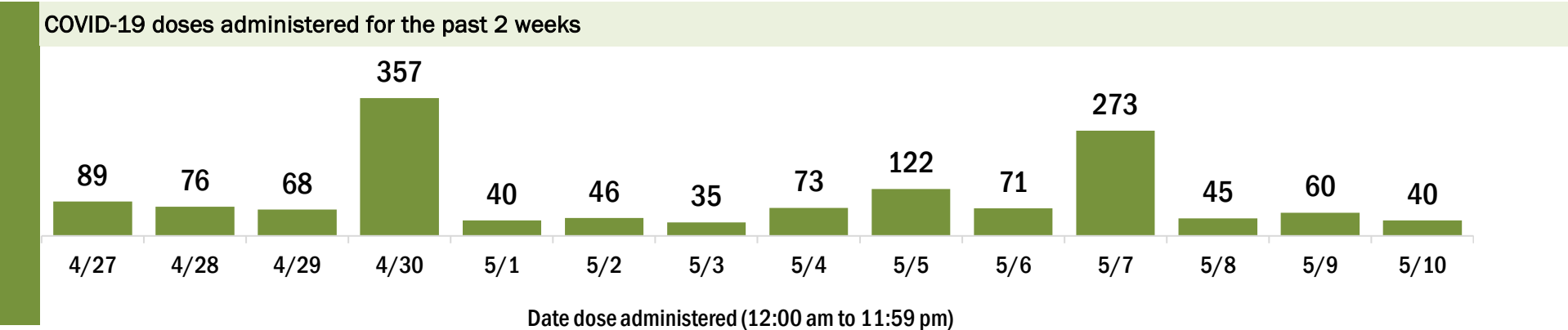
Data in this report are provisional and subject to change.

Data in this summary pertain to COVID-19 vaccines approved by the U.S. Food and Drug Administration and have been issued an Emergency Use Authorization (Janssen COVID-19 Vaccine, Moderna COVID-19 Vaccine and Pfizer-BioNTech COVID-19 Vaccine). These data summarize the number of people who have received either their first dose or have completed the series for a COVID-19 vaccine. **A person can only be counted in one category, first dose or series complete.** For persons receiving Moderna or Pfizer vaccines, once they receive their second dose, they are moved from the first dose column to the series completed column. **Because of this, the total first dose category may show a change from report to report not matching the total receiving their first dose from the previous day.** Persons receiving Johnson & Johnson vaccines will always be counted in the series completed column.

COVID-19 doses for vaccinated persons in Florida	
Doses administered	18,896
People receiving one dose of a 1-dose series (Johnson & Johnson) or receiving only one dose of a 2-dose series (Moderna, Pfizer) count once. Persons receiving both doses of a 2-dose series count twice.	

Current status of persons vaccinated for COVID-19 in Florida	
Total people vaccinated	11,080
First dose	2,718
Series completed	8,362
Completed 1-dose series	546
Completed 2-dose series	7,816
First dose: current number of people who have only received their first dose of the Moderna or Pfizer vaccine.	
Series complete: current number of people who have received both Moderna or Pfizer vaccine doses or one Johnson & Johnson dose and are considered fully immunized.	

Demographic summary	First dose	Series complete	Total people vaccinated
Age group	2,718	8,362	11,080
16-24 years	175	272	447
25-34 years	345	452	797
35-44 years	432	718	1,150
45-54 years	518	1,086	1,604
55-64 years	581	1,879	2,460
65-74 years	417	2,520	2,937
75-84 years	188	1,164	1,352
85+ years	62	271	333
Race	2,718	8,362	11,080
White	1,921	6,221	8,142
Black	496	634	1,130
American Indian/Alaskan	7	39	46
Other	133	1,038	1,171
Unknown	161	430	591
Other race includes Asian, native Hawaiian/Pacific Islander, or other.			
Ethnicity	2,718	8,362	11,080
Hispanic	50	173	223
Non-Hispanic	1,337	6,701	8,038
Unknown	1,331	1,488	2,819
Gender	2,718	8,362	11,080
Female	980	4,673	5,653
Male	1,737	3,688	5,425
Unknown	1	1	2



COVID-19: Walton County vaccine summary

Vaccination data through May 10, 2021 as of May 11, 2021 at 12:05 AM

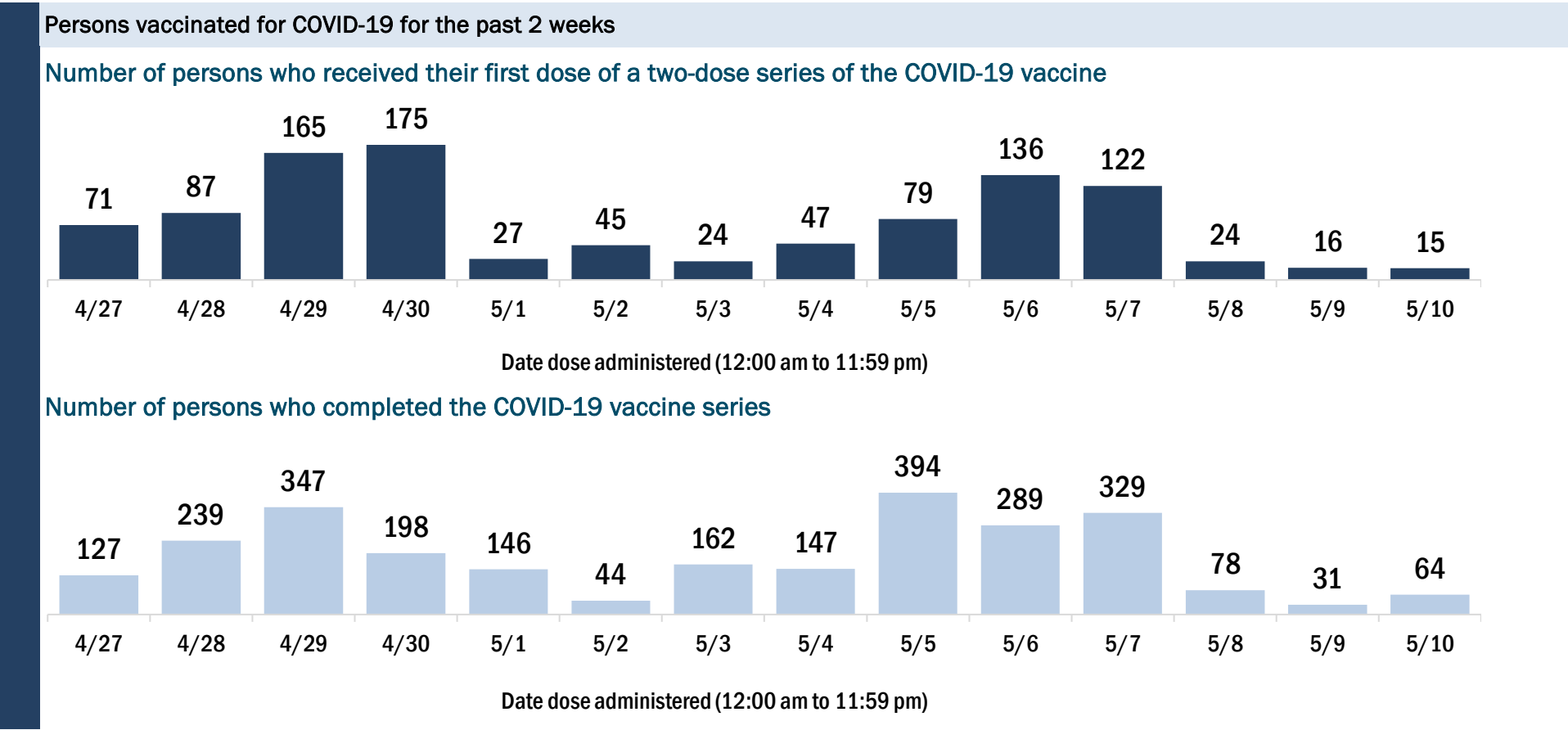
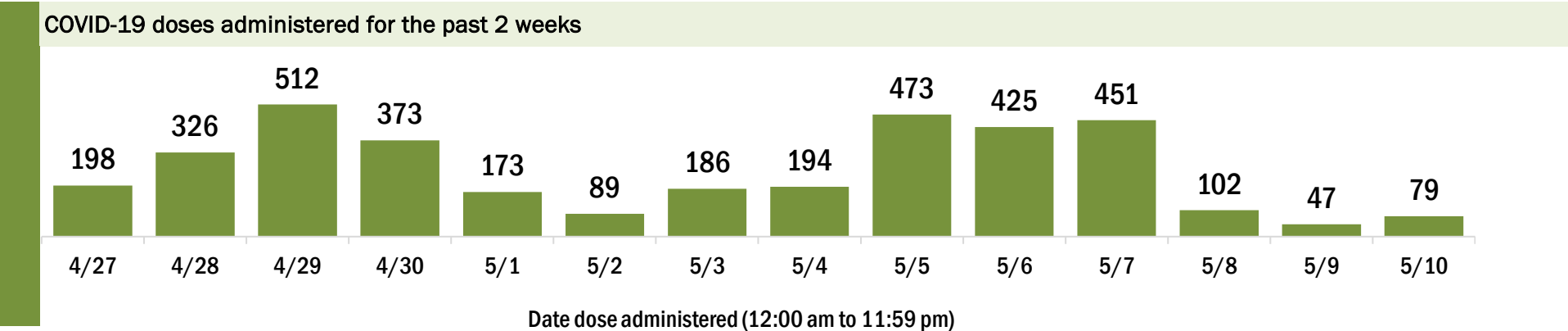
Data in this report are provisional and subject to change.

Data in this summary pertain to COVID-19 vaccines approved by the U.S. Food and Drug Administration and have been issued an Emergency Use Authorization (Janssen COVID-19 Vaccine, Moderna COVID-19 Vaccine and Pfizer-BioNTech COVID-19 Vaccine). These data summarize the number of people who have received either their first dose or have completed the series for a COVID-19 vaccine. **A person can only be counted in one category, first dose or series complete.** For persons receiving Moderna or Pfizer vaccines, once they receive their second dose, they are moved from the first dose column to the series completed column. **Because of this, the total first dose category may show a change from report to report not matching the total receiving their first dose from the previous day.** Persons receiving Johnson & Johnson vaccines will always be counted in the series completed column.

COVID-19 doses for vaccinated persons in Florida	
Doses administered	41,710
People receiving one dose of a 1-dose series (Johnson & Johnson) or receiving only one dose of a 2-dose series (Moderna, Pfizer) count once. Persons receiving both doses of a 2-dose series count twice.	

Current status of persons vaccinated for COVID-19 in Florida	
Total people vaccinated	24,421
First dose	5,832
Series completed	18,589
Completed 1-dose series	1,300
Completed 2-dose series	17,289
First dose: current number of people who have only received their first dose of the Moderna or Pfizer vaccine.	
Series complete: current number of people who have received both Moderna or Pfizer vaccine doses or one Johnson & Johnson dose and are considered fully immunized.	

Demographic summary	First dose	Series complete	Total people vaccinated
Age group	5,832	18,589	24,421
16-24 years	394	461	855
25-34 years	582	755	1,337
35-44 years	781	1,444	2,225
45-54 years	989	2,085	3,074
55-64 years	1,314	4,405	5,719
65-74 years	1,148	6,130	7,278
75-84 years	503	2,595	3,098
85+ years	121	714	835
Race	5,832	18,589	24,421
White	4,144	13,949	18,093
Black	308	340	648
American Indian/Alaskan	17	79	96
Other	409	925	1,334
Unknown	954	3,296	4,250
Other race includes Asian, native Hawaiian/Pacific Islander, or other.			
Ethnicity	5,832	18,589	24,421
Hispanic	349	539	888
Non-Hispanic	3,788	12,213	16,001
Unknown	1,695	5,837	7,532
Gender	5,832	18,589	24,421
Female	2,850	10,126	12,976
Male	2,980	8,461	11,441
Unknown	2	2	4



COVID-19: Washington County vaccine summary

Vaccination data through May 10, 2021 as of May 11, 2021 at 12:05 AM

Data in this report are provisional and subject to change.

Data in this summary pertain to COVID-19 vaccines approved by the U.S. Food and Drug Administration and have been issued an Emergency Use Authorization (Janssen COVID-19 Vaccine, Moderna COVID-19 Vaccine and Pfizer-BioNTech COVID-19 Vaccine). These data summarize the number of people who have received either their first dose or have completed the series for a COVID-19 vaccine. **A person can only be counted in one category, first dose or series complete.** For persons receiving Moderna or Pfizer vaccines, once they receive their second dose, they are moved from the first dose column to the series completed column. **Because of this, the total first dose category may show a change from report to report not matching the total receiving their first dose from the previous day.** Persons receiving Johnson & Johnson vaccines will always be counted in the series completed column.

COVID-19 doses for vaccinated persons in Florida	
Doses administered	9,749
People receiving one dose of a 1-dose series (Johnson & Johnson) or receiving only one dose of a 2-dose series (Moderna, Pfizer) count once. Persons receiving both doses of a 2-dose series count twice.	

Current status of persons vaccinated for COVID-19 in Florida	
Total people vaccinated	5,583
First dose	1,051
Series completed	4,532
Completed 1-dose series	366
Completed 2-dose series	4,166
First dose: current number of people who have only received their first dose of the Moderna or Pfizer vaccine.	
Series complete: current number of people who have received both Moderna or Pfizer vaccine doses or one Johnson & Johnson dose and are considered fully immunized.	

Demographic summary	First dose	Series complete	Total people vaccinated
Age group	1,051	4,532	5,583
16-24 years	65	67	132
25-34 years	138	165	303
35-44 years	168	308	476
45-54 years	212	514	726
55-64 years	255	1,092	1,347
65-74 years	120	1,374	1,494
75-84 years	62	762	824
85+ years	31	250	281
Race	1,051	4,532	5,583
White	592	3,422	4,014
Black	129	480	609
American Indian/Alaskan	9	58	67
Other	43	202	245
Unknown	278	370	648
Other race includes Asian, native Hawaiian/Pacific Islander, or other.			
Ethnicity	1,051	4,532	5,583
Hispanic	32	97	129
Non-Hispanic	808	3,703	4,511
Unknown	211	732	943
Gender	1,051	4,532	5,583
Female	392	2,381	2,773
Male	659	2,151	2,810
Unknown	0	0	0

