

COVID-19: Florida vaccine summary

Vaccination data through May 9, 2021 as of May 10, 2021 at 12:05 AM

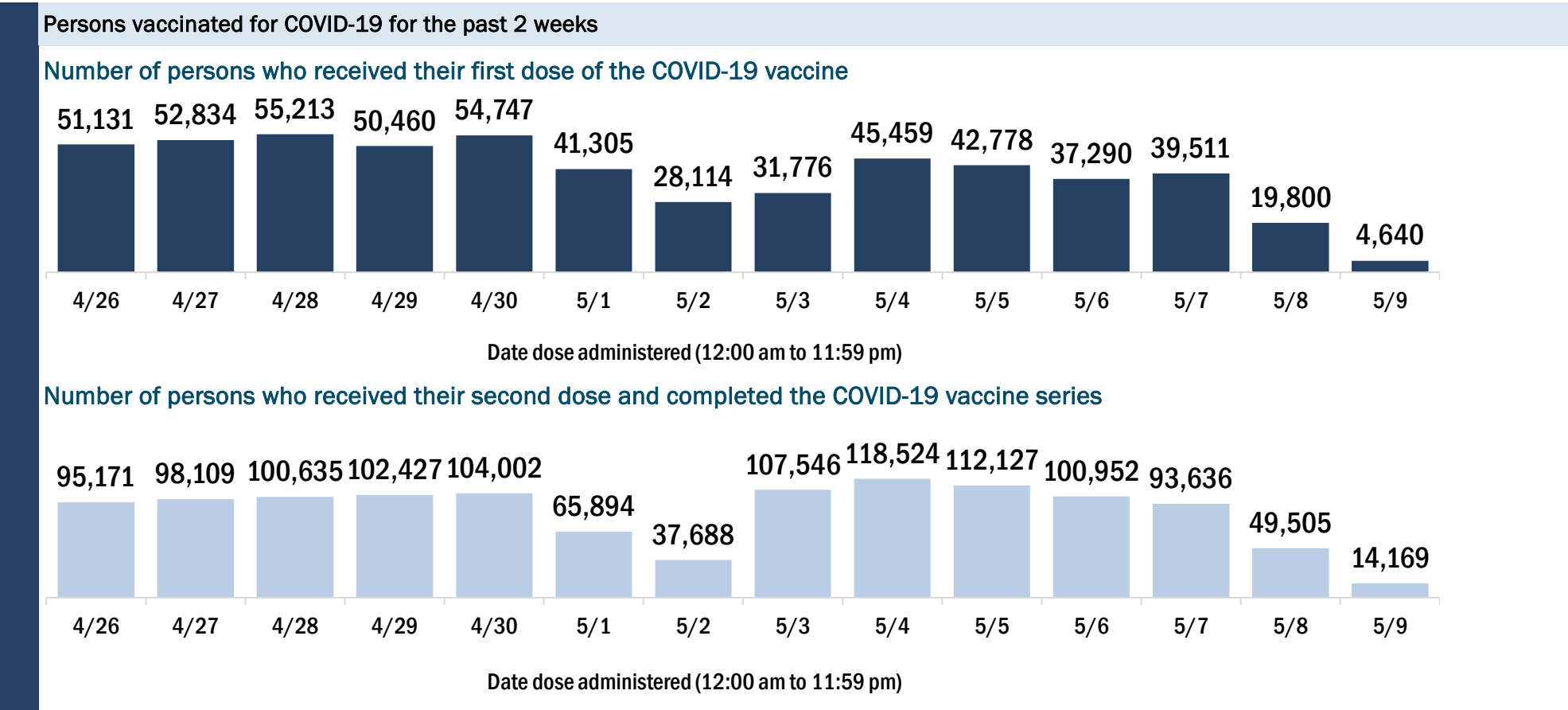
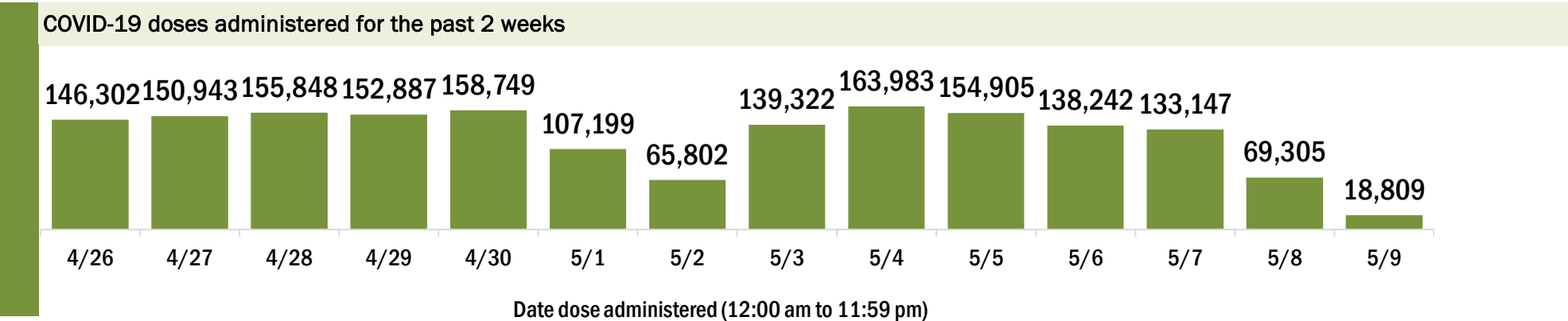
Data in this report are provisional and subject to change. Data are based on county of residence.

Data in this summary pertain to COVID-19 vaccines approved by the U.S. Food and Drug Administration and have been issued an Emergency Use Authorization (Janssen COVID-19 Vaccine, Moderna COVID-19 Vaccine and Pfizer-BioNTech COVID-19 Vaccine). These data summarize the number of people who have received either their first dose or have completed the series for a COVID-19 vaccine. **A person can only be counted in one category, first dose or series complete.** For persons receiving Moderna or Pfizer vaccines, once they receive their second dose, they are moved from the first dose column to the series completed column. **Because of this, the total first dose category may show a change from report to report not matching the total receiving their first dose from the previous day.** Persons receiving Johnson & Johnson vaccines will always be counted in the series completed column.

COVID-19 doses for vaccinated persons in Florida	
Doses administered	15,764,313
People receiving one dose of a 1-dose series (Johnson & Johnson) or receiving only one dose of a 2-dose series (Moderna, Pfizer) count once. Persons receiving both doses of a 2-dose series count twice.	

Current status of persons vaccinated for COVID-19 in Florida	
Total people vaccinated	9,311,399
First dose	2,223,344
Series completed	7,088,055
Completed 1-dose series	635,141
Completed 2-dose series	6,452,914
First dose: current number of people who have only received their first dose of the Moderna or Pfizer vaccine.	
Series complete: current number of people who have received both Moderna or Pfizer vaccine doses or one Johnson & Johnson dose and are considered fully immunized.	

Demographic summary	First dose	Series complete	Total people vaccinated
Age group	2,223,344	7,088,055	9,311,399
16-24 years	255,614	320,967	576,581
25-34 years	297,916	509,700	807,616
35-44 years	327,859	697,522	1,025,381
45-54 years	351,497	969,401	1,320,898
55-64 years	390,471	1,448,019	1,838,490
65-74 years	331,212	1,787,864	2,119,076
75-84 years	190,077	1,018,079	1,208,156
85+ years	78,698	336,503	415,201
Race	2,223,344	7,088,055	9,311,399
White	1,359,787	4,845,300	6,205,087
Black	180,560	470,195	650,755
American Indian/Alaskan	10,110	24,552	34,662
Other	269,670	748,770	1,018,440
Unknown	403,217	999,238	1,402,455
Other race includes Asian, native Hawaiian/Pacific Islander, or other.			
Ethnicity	2,223,344	7,088,055	9,311,399
Hispanic	491,585	1,070,854	1,562,439
Non-Hispanic	937,087	3,767,771	4,704,858
Unknown	794,672	2,249,430	3,044,102
Gender	2,223,344	7,088,055	9,311,399
Female	1,156,680	3,942,065	5,098,745
Male	1,055,708	3,135,500	4,191,208
Unknown	10,956	10,490	21,446



COVID-19: Alachua County vaccine summary

Vaccination data through May 9, 2021 as of May 10, 2021 at 12:05 AM

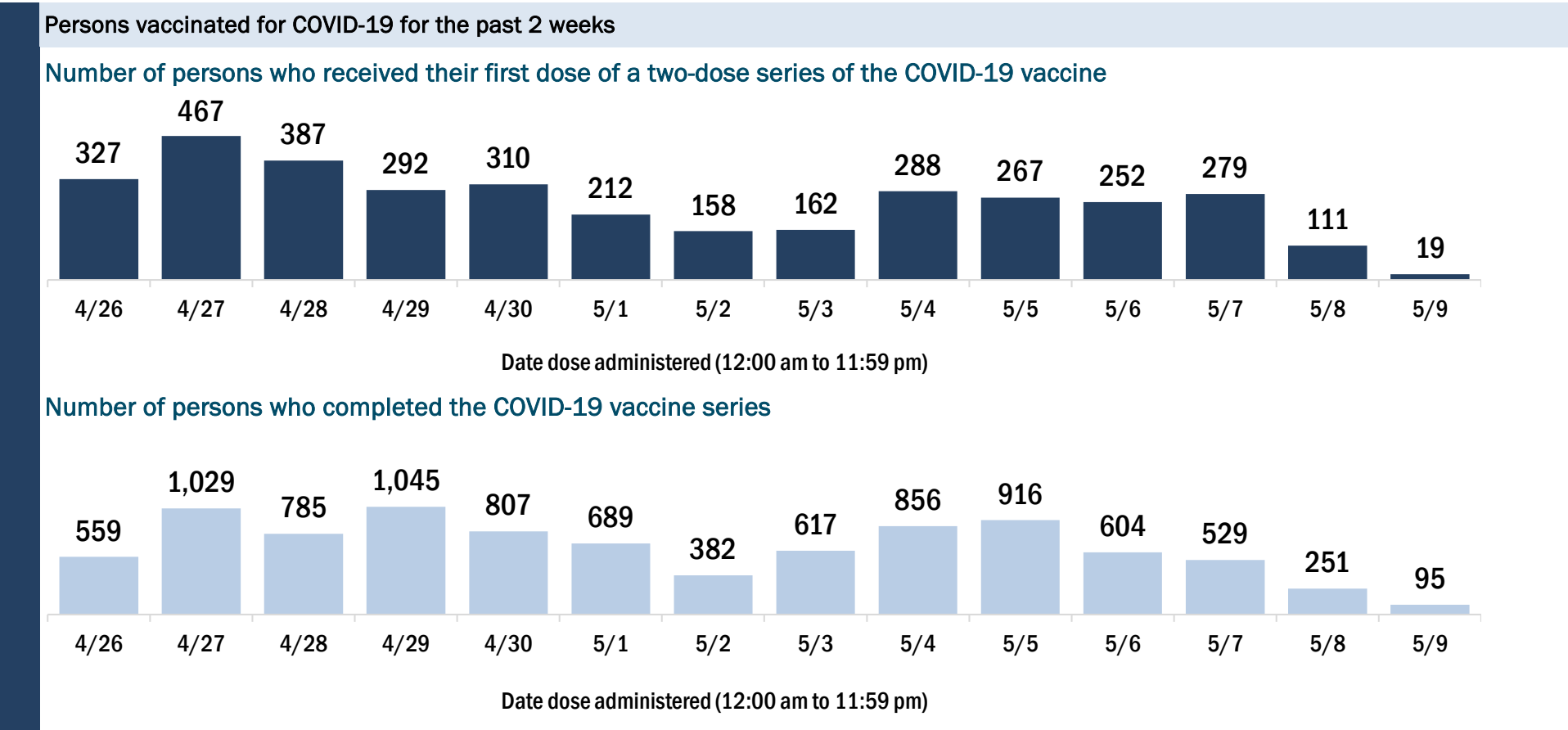
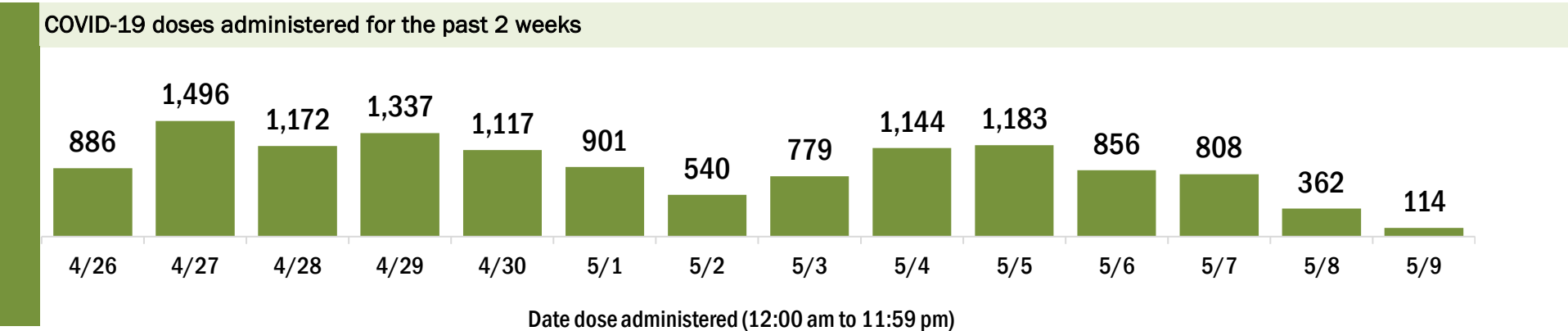
Data in this report are provisional and subject to change.

Data in this summary pertain to COVID-19 vaccines approved by the U.S. Food and Drug Administration and have been issued an Emergency Use Authorization (Janssen COVID-19 Vaccine, Moderna COVID-19 Vaccine and Pfizer-BioNTech COVID-19 Vaccine). These data summarize the number of people who have received either their first dose or have completed the series for a COVID-19 vaccine. **A person can only be counted in one category, first dose or series complete.** For persons receiving Moderna or Pfizer vaccines, once they receive their second dose, they are moved from the first dose column to the series completed column. **Because of this, the total first dose category may show a change from report to report not matching the total receiving their first dose from the previous day.** Persons receiving Johnson & Johnson vaccines will always be counted in the series completed column.

COVID-19 doses for vaccinated persons in Florida	
Doses administered	209,400
People receiving one dose of a 1-dose series (Johnson & Johnson) or receiving only one dose of a 2-dose series (Moderna, Pfizer) count once. Persons receiving both doses of a 2-dose series count twice.	

Current status of persons vaccinated for COVID-19 in Florida	
Total people vaccinated	122,097
First dose	29,928
Series completed	92,169
Completed 1-dose series	4,866
Completed 2-dose series	87,303
First dose: current number of people who have only received their first dose of the Moderna or Pfizer vaccine.	
Series complete: current number of people who have received both Moderna or Pfizer vaccine doses or one Johnson & Johnson dose and are considered fully immunized.	

Demographic summary	First dose	Series complete	Total people vaccinated
Age group	29,928	92,169	122,097
16-24 years	11,124	9,212	20,336
25-34 years	6,150	13,610	19,760
35-44 years	4,030	11,314	15,344
45-54 years	2,925	11,484	14,409
55-64 years	2,983	15,472	18,455
65-74 years	1,582	18,557	20,139
75-84 years	754	9,181	9,935
85+ years	380	3,339	3,719
Race	29,928	92,169	122,097
White	18,605	64,337	82,942
Black	3,575	9,166	12,741
American Indian/Alaskan	113	304	417
Other	5,522	13,754	19,276
Unknown	2,113	4,608	6,721
Other race includes Asian, native Hawaiian/Pacific Islander, or other.			
Ethnicity	29,928	92,169	122,097
Hispanic	4,369	7,072	11,441
Non-Hispanic	19,035	62,552	81,587
Unknown	6,524	22,545	29,069
Gender	29,928	92,169	122,097
Female	15,514	53,064	68,578
Male	14,362	39,063	53,425
Unknown	52	42	94



COVID-19: Baker County vaccine summary

Vaccination data through May 9, 2021 as of May 10, 2021 at 12:05 AM

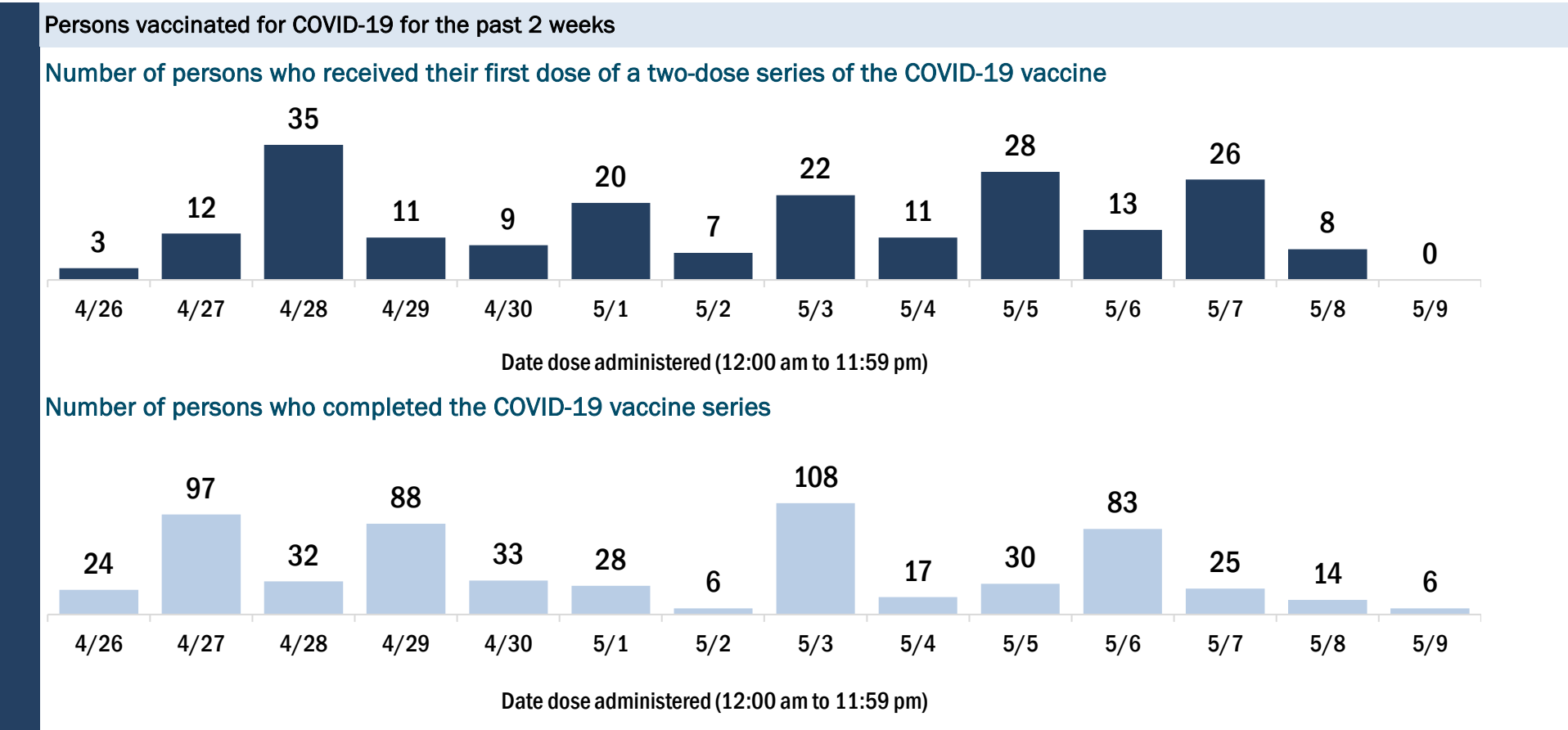
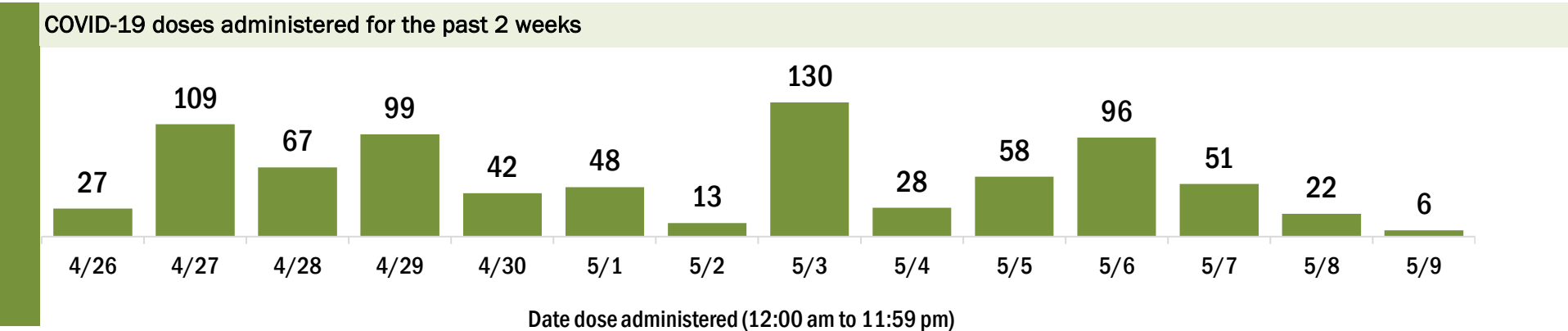
Data in this report are provisional and subject to change.

Data in this summary pertain to COVID-19 vaccines approved by the U.S. Food and Drug Administration and have been issued an Emergency Use Authorization (Janssen COVID-19 Vaccine, Moderna COVID-19 Vaccine and Pfizer-BioNTech COVID-19 Vaccine). These data summarize the number of people who have received either their first dose or have completed the series for a COVID-19 vaccine. **A person can only be counted in one category, first dose or series complete.** For persons receiving Moderna or Pfizer vaccines, once they receive their second dose, they are moved from the first dose column to the series completed column. **Because of this, the total first dose category may show a change from report to report not matching the total receiving their first dose from the previous day.** Persons receiving Johnson & Johnson vaccines will always be counted in the series completed column.

COVID-19 doses for vaccinated persons in Florida	
Doses administered	10,236
People receiving one dose of a 1-dose series (Johnson & Johnson) or receiving only one dose of a 2-dose series (Moderna, Pfizer) count once. Persons receiving both doses of a 2-dose series count twice.	

Current status of persons vaccinated for COVID-19 in Florida	
Total people vaccinated	6,071
First dose	1,747
Series completed	4,324
Completed 1-dose series	159
Completed 2-dose series	4,165
First dose: current number of people who have only received their first dose of the Moderna or Pfizer vaccine.	
Series complete: current number of people who have received both Moderna or Pfizer vaccine doses or one Johnson & Johnson dose and are considered fully immunized.	

Demographic summary	First dose	Series complete	Total people vaccinated
Age group	1,747	4,324	6,071
16-24 years	96	113	209
25-34 years	264	195	459
35-44 years	366	316	682
45-54 years	396	520	916
55-64 years	370	982	1,352
65-74 years	154	1,318	1,472
75-84 years	71	688	759
85+ years	30	192	222
Race	1,747	4,324	6,071
White	1,077	3,455	4,532
Black	505	400	905
American Indian/Alaskan	4	21	25
Other	107	235	342
Unknown	54	213	267
Other race includes Asian, native Hawaiian/Pacific Islander, or other.			
Ethnicity	1,747	4,324	6,071
Hispanic	44	97	141
Non-Hispanic	878	3,209	4,087
Unknown	825	1,018	1,843
Gender	1,747	4,324	6,071
Female	528	2,394	2,922
Male	1,210	1,929	3,139
Unknown	9	1	10



COVID-19: Bay County vaccine summary

Vaccination data through May 9, 2021 as of May 10, 2021 at 12:05 AM

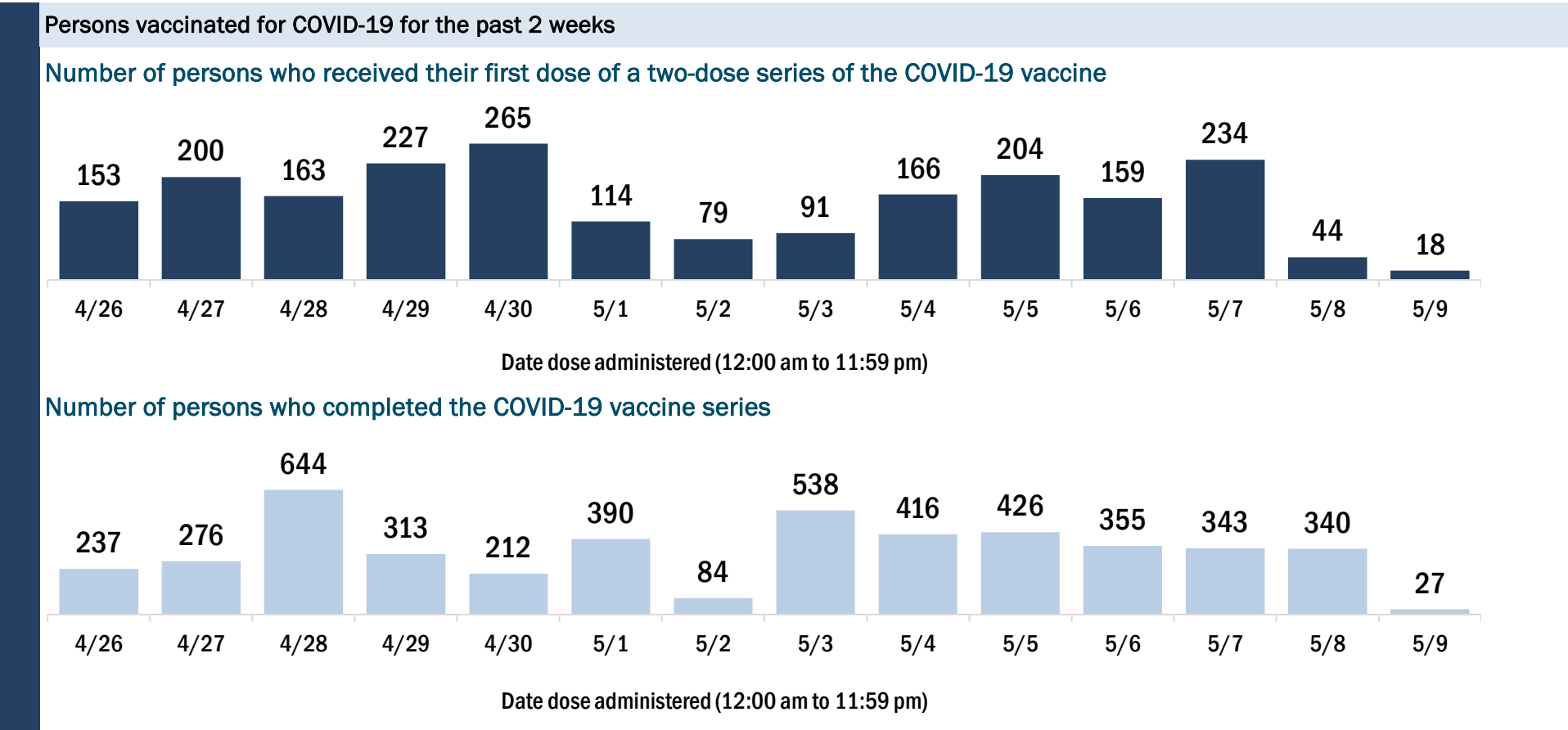
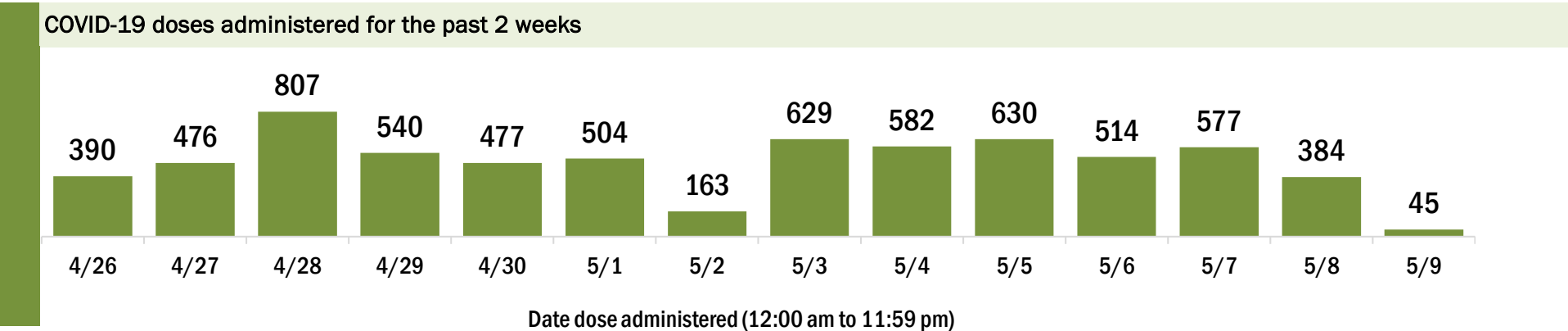
Data in this report are provisional and subject to change.

Data in this summary pertain to COVID-19 vaccines approved by the U.S. Food and Drug Administration and have been issued an Emergency Use Authorization (Janssen COVID-19 Vaccine, Moderna COVID-19 Vaccine and Pfizer-BioNTech COVID-19 Vaccine). These data summarize the number of people who have received either their first dose or have completed the series for a COVID-19 vaccine. **A person can only be counted in one category, first dose or series complete.** For persons receiving Moderna or Pfizer vaccines, once they receive their second dose, they are moved from the first dose column to the series completed column. **Because of this, the total first dose category may show a change from report to report not matching the total receiving their first dose from the previous day.** Persons receiving Johnson & Johnson vaccines will always be counted in the series completed column.

COVID-19 doses for vaccinated persons in Florida	
Doses administered	88,980
People receiving one dose of a 1-dose series (Johnson & Johnson) or receiving only one dose of a 2-dose series (Moderna, Pfizer) count once. Persons receiving both doses of a 2-dose series count twice.	

Current status of persons vaccinated for COVID-19 in Florida	
Total people vaccinated	52,878
First dose	11,215
Series completed	41,663
Completed 1-dose series	5,561
Completed 2-dose series	36,102
First dose: current number of people who have only received their first dose of the Moderna or Pfizer vaccine.	
Series complete: current number of people who have received both Moderna or Pfizer vaccine doses or one Johnson & Johnson dose and are considered fully immunized.	

Demographic summary	First dose	Series complete	Total people vaccinated
Age group	11,215	41,663	52,878
16-24 years	1,178	1,240	2,418
25-34 years	1,436	2,177	3,613
35-44 years	1,672	3,521	5,193
45-54 years	1,891	5,149	7,040
55-64 years	2,519	9,594	12,113
65-74 years	1,521	12,123	13,644
75-84 years	723	6,007	6,730
85+ years	275	1,852	2,127
Race	11,215	41,663	52,878
White	6,998	29,301	36,299
Black	880	2,640	3,520
American Indian/Alaskan	64	193	257
Other	1,428	3,302	4,730
Unknown	1,845	6,227	8,072
Other race includes Asian, native Hawaiian/Pacific Islander, or other.			
Ethnicity	11,215	41,663	52,878
Hispanic	975	1,699	2,674
Non-Hispanic	6,480	25,413	31,893
Unknown	3,760	14,551	18,311
Gender	11,215	41,663	52,878
Female	6,115	23,043	29,158
Male	5,096	18,613	23,709
Unknown	4	7	11



COVID-19: Bradford County vaccine summary

Vaccination data through May 9, 2021 as of May 10, 2021 at 12:05 AM

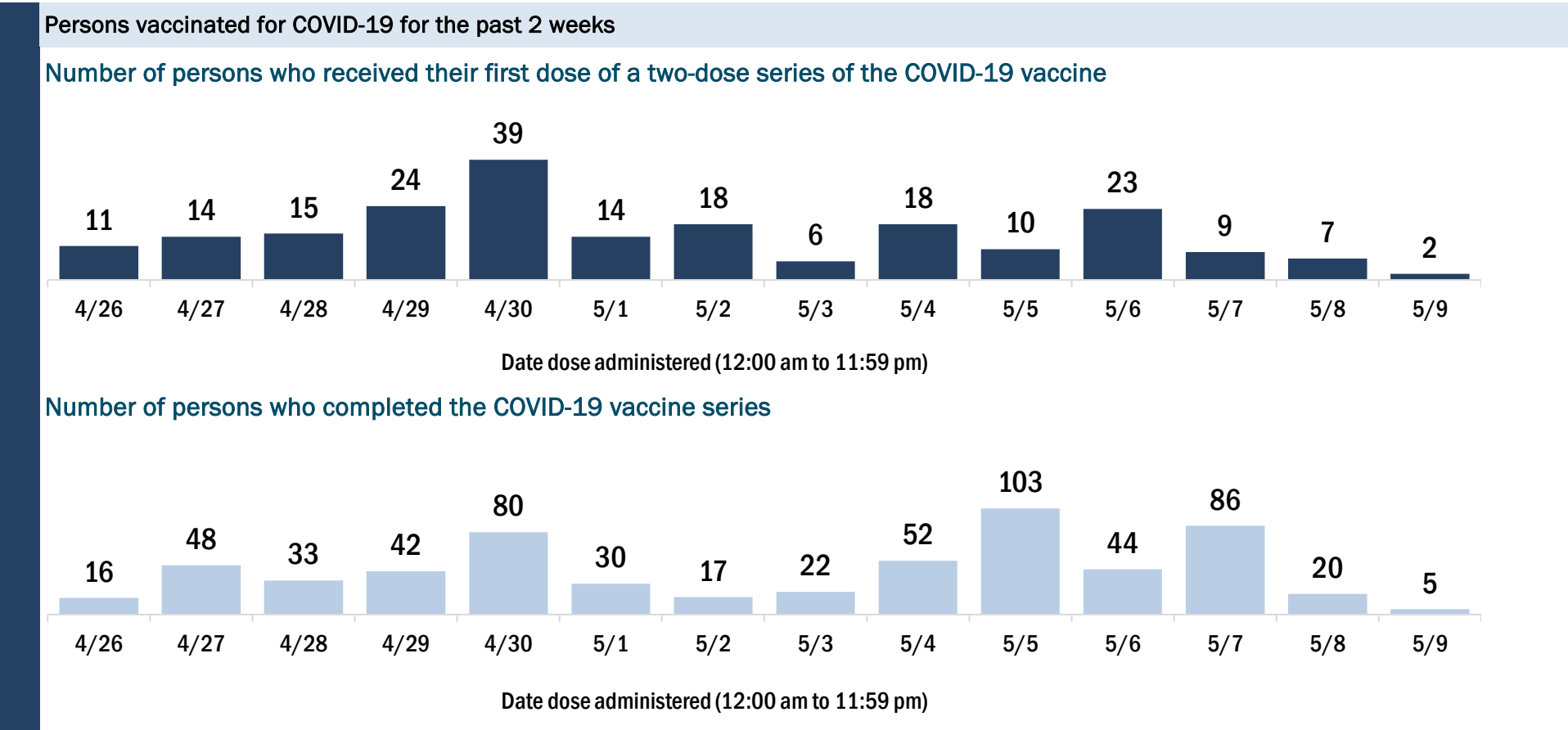
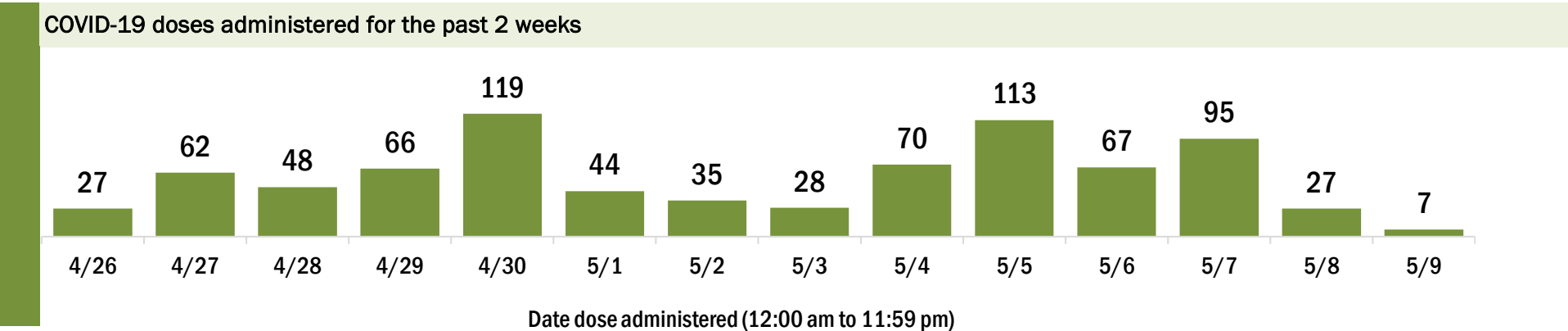
Data in this report are provisional and subject to change.

Data in this summary pertain to COVID-19 vaccines approved by the U.S. Food and Drug Administration and have been issued an Emergency Use Authorization (Janssen COVID-19 Vaccine, Moderna COVID-19 Vaccine and Pfizer-BioNTech COVID-19 Vaccine). These data summarize the number of people who have received either their first dose or have completed the series for a COVID-19 vaccine. **A person can only be counted in one category, first dose or series complete.** For persons receiving Moderna or Pfizer vaccines, once they receive their second dose, they are moved from the first dose column to the series completed column. **Because of this, the total first dose category may show a change from report to report not matching the total receiving their first dose from the previous day.** Persons receiving Johnson & Johnson vaccines will always be counted in the series completed column.

COVID-19 doses for vaccinated persons in Florida	
Doses administered	11,035
People receiving one dose of a 1-dose series (Johnson & Johnson) or receiving only one dose of a 2-dose series (Moderna, Pfizer) count once. Persons receiving both doses of a 2-dose series count twice.	

Current status of persons vaccinated for COVID-19 in Florida	
Total people vaccinated	6,763
First dose	2,133
Series completed	4,630
Completed 1-dose series	358
Completed 2-dose series	4,272
First dose: current number of people who have only received their first dose of the Moderna or Pfizer vaccine.	
Series complete: current number of people who have received both Moderna or Pfizer vaccine doses or one Johnson & Johnson dose and are considered fully immunized.	

Demographic summary	First dose	Series complete	Total people vaccinated
Age group	2,133	4,630	6,763
16-24 years	119	99	218
25-34 years	318	209	527
35-44 years	516	259	775
45-54 years	477	469	946
55-64 years	452	1,030	1,482
65-74 years	161	1,467	1,628
75-84 years	65	835	900
85+ years	25	262	287
Race	2,133	4,630	6,763
White	1,167	3,496	4,663
Black	745	589	1,334
American Indian/Alaskan	3	31	34
Other	150	364	514
Unknown	68	150	218
Other race includes Asian, native Hawaiian/Pacific Islander, or other.			
Ethnicity	2,133	4,630	6,763
Hispanic	130	89	219
Non-Hispanic	1,327	4,005	5,332
Unknown	676	536	1,212
Gender	2,133	4,630	6,763
Female	440	2,677	3,117
Male	1,692	1,953	3,645
Unknown	1	0	1



COVID-19: Brevard County vaccine summary

Vaccination data through May 9, 2021 as of May 10, 2021 at 12:05 AM

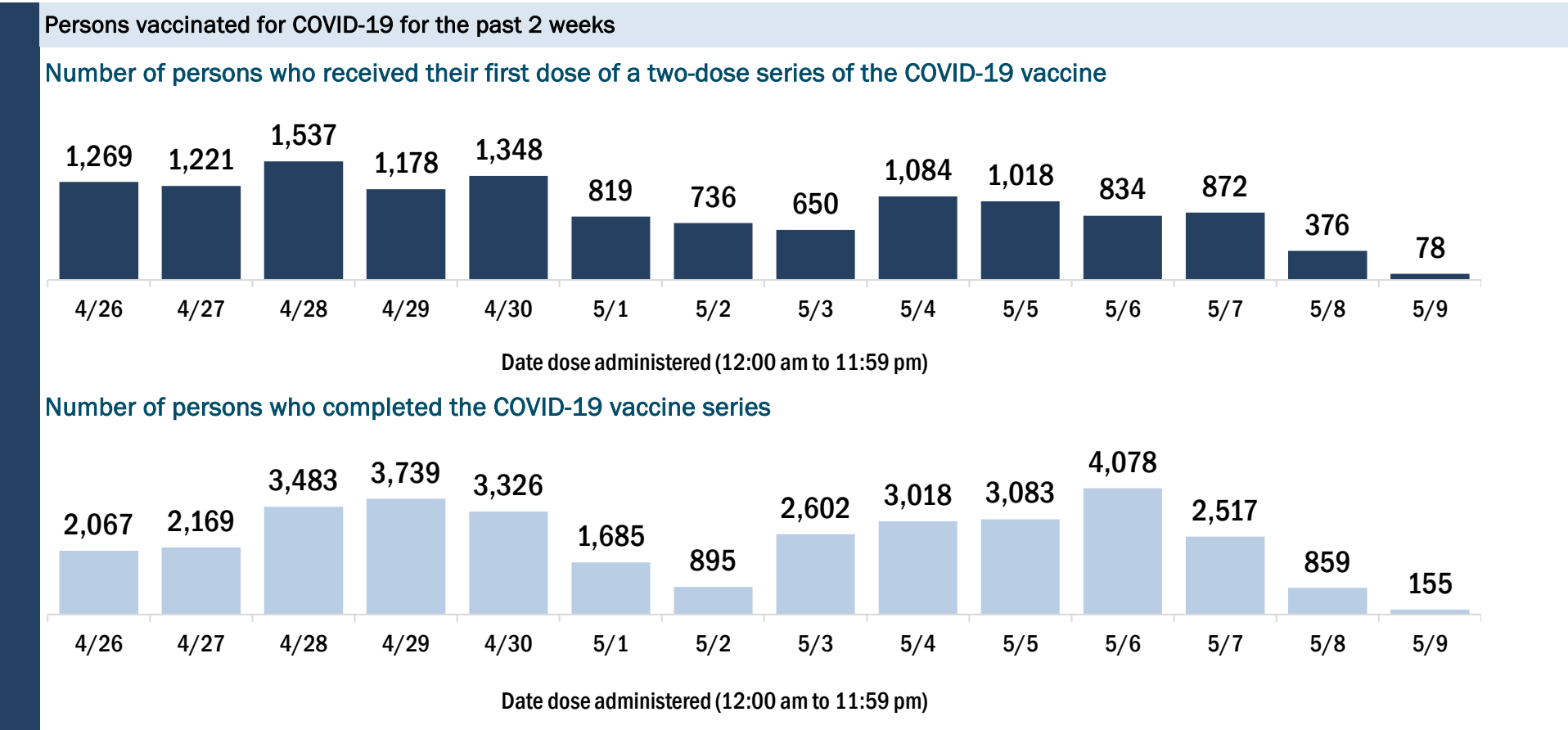
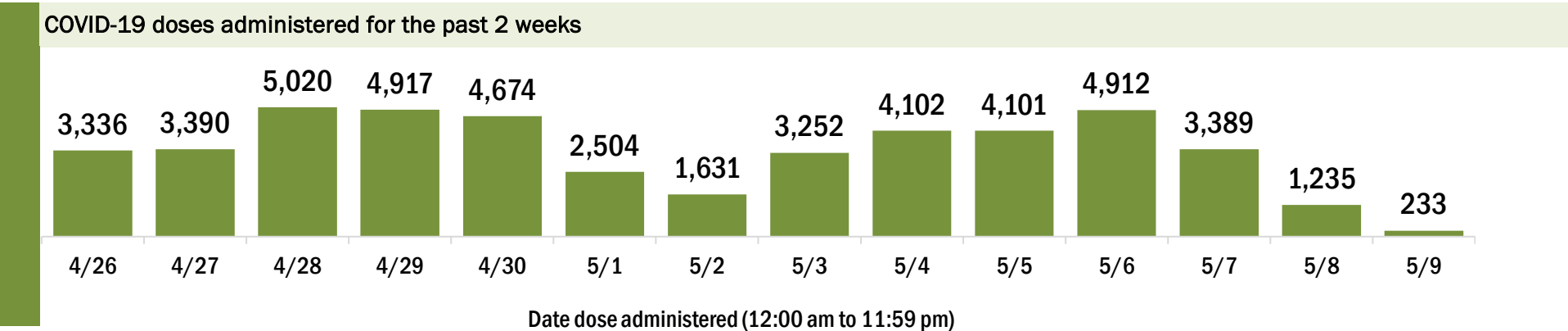
Data in this report are provisional and subject to change.

Data in this summary pertain to COVID-19 vaccines approved by the U.S. Food and Drug Administration and have been issued an Emergency Use Authorization (Janssen COVID-19 Vaccine, Moderna COVID-19 Vaccine and Pfizer-BioNTech COVID-19 Vaccine). These data summarize the number of people who have received either their first dose or have completed the series for a COVID-19 vaccine. **A person can only be counted in one category, first dose or series complete.** For persons receiving Moderna or Pfizer vaccines, once they receive their second dose, they are moved from the first dose column to the series completed column. **Because of this, the total first dose category may show a change from report to report not matching the total receiving their first dose from the previous day.** Persons receiving Johnson & Johnson vaccines will always be counted in the series completed column.

COVID-19 doses for vaccinated persons in Florida	
Doses administered	430,488
People receiving one dose of a 1-dose series (Johnson & Johnson) or receiving only one dose of a 2-dose series (Moderna, Pfizer) count once. Persons receiving both doses of a 2-dose series count twice.	

Current status of persons vaccinated for COVID-19 in Florida	
Total people vaccinated	254,345
First dose	59,659
Series completed	194,686
Completed 1-dose series	18,543
Completed 2-dose series	176,143
First dose: current number of people who have only received their first dose of the Moderna or Pfizer vaccine.	
Series complete: current number of people who have received both Moderna or Pfizer vaccine doses or one Johnson & Johnson dose and are considered fully immunized.	

Demographic summary	First dose	Series complete	Total people vaccinated
Age group	59,659	194,686	254,345
16-24 years	6,718	6,623	13,341
25-34 years	7,721	10,250	17,971
35-44 years	8,035	14,483	22,518
45-54 years	8,718	22,212	30,930
55-64 years	12,284	45,035	57,319
65-74 years	8,838	54,201	63,039
75-84 years	5,067	30,708	35,775
85+ years	2,278	11,174	13,452
Race	59,659	194,686	254,345
White	38,984	132,381	171,365
Black	4,622	10,051	14,673
American Indian/Alaskan	356	838	1,194
Other	5,887	17,652	23,539
Unknown	9,810	33,764	43,574
Other race includes Asian, native Hawaiian/Pacific Islander, or other.			
Ethnicity	59,659	194,686	254,345
Hispanic	5,510	10,323	15,833
Non-Hispanic	34,315	110,115	144,430
Unknown	19,834	74,248	94,082
Gender	59,659	194,686	254,345
Female	31,495	110,360	141,855
Male	28,043	84,110	112,153
Unknown	121	216	337



COVID-19: Broward County vaccine summary

Vaccination data through May 9, 2021 as of May 10, 2021 at 12:05 AM

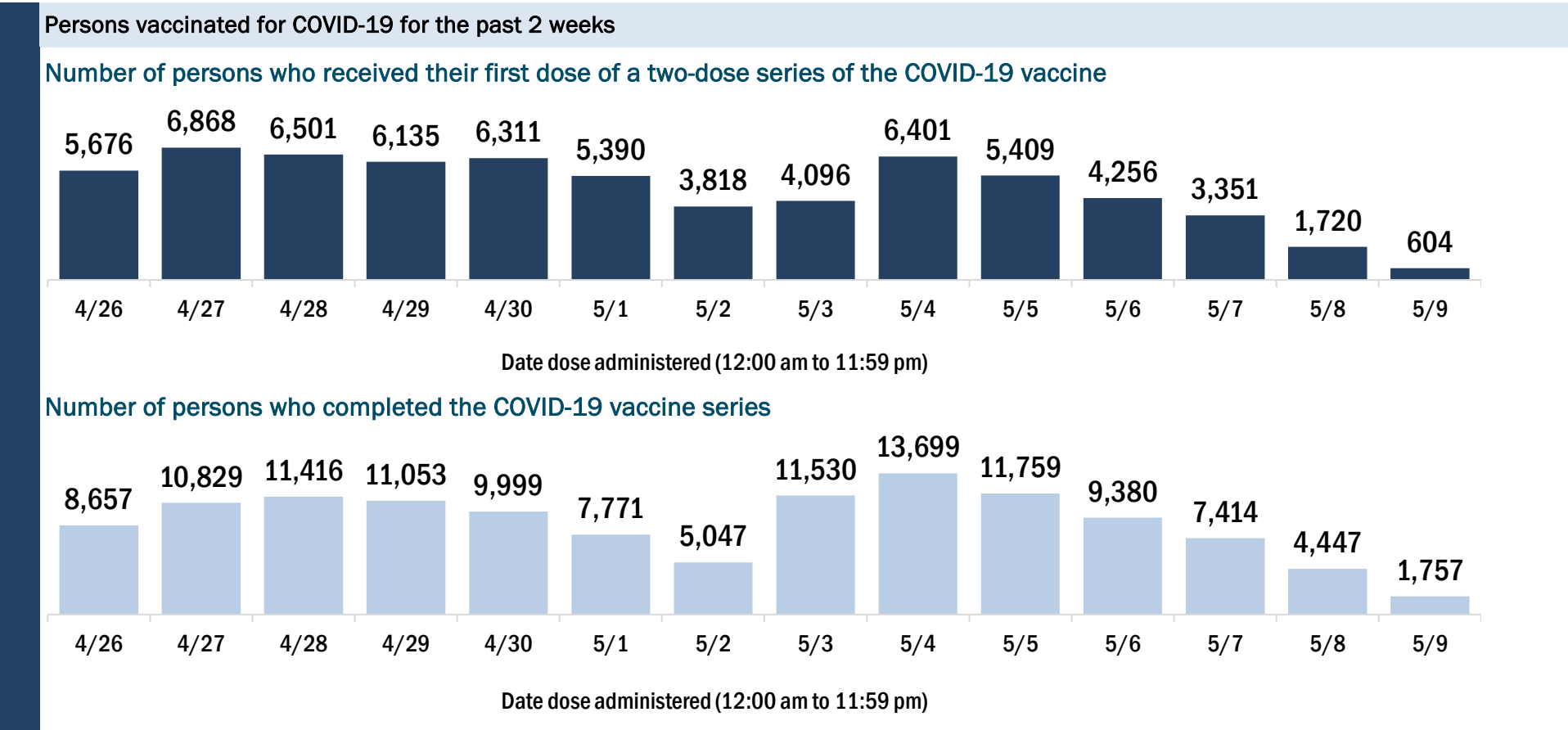
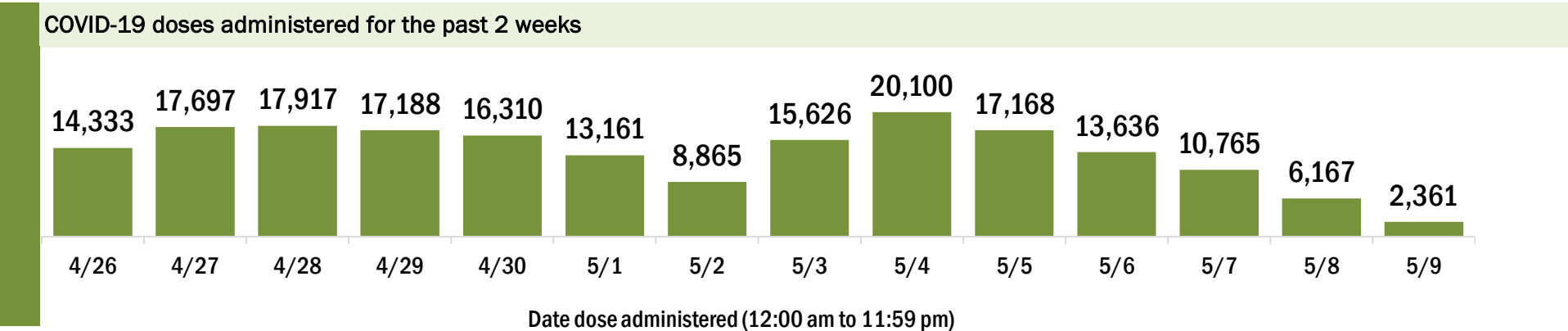
Data in this report are provisional and subject to change.

Data in this summary pertain to COVID-19 vaccines approved by the U.S. Food and Drug Administration and have been issued an Emergency Use Authorization (Janssen COVID-19 Vaccine, Moderna COVID-19 Vaccine and Pfizer-BioNTech COVID-19 Vaccine). These data summarize the number of people who have received either their first dose or have completed the series for a COVID-19 vaccine. **A person can only be counted in one category, first dose or series complete.** For persons receiving Moderna or Pfizer vaccines, once they receive their second dose, they are moved from the first dose column to the series completed column. **Because of this, the total first dose category may show a change from report to report not matching the total receiving their first dose from the previous day.** Persons receiving Johnson & Johnson vaccines will always be counted in the series completed column.

COVID-19 doses for vaccinated persons in Florida	
Doses administered	1,471,620
People receiving one dose of a 1-dose series (Johnson & Johnson) or receiving only one dose of a 2-dose series (Moderna, Pfizer) count once. Persons receiving both doses of a 2-dose series count twice.	

Current status of persons vaccinated for COVID-19 in Florida	
Total people vaccinated	874,187
First dose	224,232
Series completed	649,955
Completed 1-dose series	52,522
Completed 2-dose series	597,433
First dose: current number of people who have only received their first dose of the Moderna or Pfizer vaccine.	
Series complete: current number of people who have received both Moderna or Pfizer vaccine doses or one Johnson & Johnson dose and are considered fully immunized.	

Demographic summary	First dose	Series complete	Total people vaccinated
Age group	224,232	649,955	874,187
16-24 years	26,561	33,691	60,252
25-34 years	29,869	51,472	81,341
35-44 years	36,314	78,285	114,599
45-54 years	39,997	112,050	152,047
55-64 years	39,655	146,107	185,762
65-74 years	29,348	135,052	164,400
75-84 years	15,328	68,336	83,664
85+ years	7,160	24,962	32,122
Race	224,232	649,955	874,187
White	121,673	402,590	524,263
Black	30,517	78,898	109,415
American Indian/Alaskan	1,065	2,633	3,698
Other	27,705	77,312	105,017
Unknown	43,272	88,522	131,794
Other race includes Asian, native Hawaiian/Pacific Islander, or other.			
Ethnicity	224,232	649,955	874,187
Hispanic	64,618	150,703	215,321
Non-Hispanic	82,784	317,062	399,846
Unknown	76,830	182,190	259,020
Gender	224,232	649,955	874,187
Female	117,200	352,501	469,701
Male	106,315	296,248	402,563
Unknown	717	1,206	1,923



COVID-19: Calhoun County vaccine summary

Vaccination data through May 9, 2021 as of May 10, 2021 at 12:05 AM

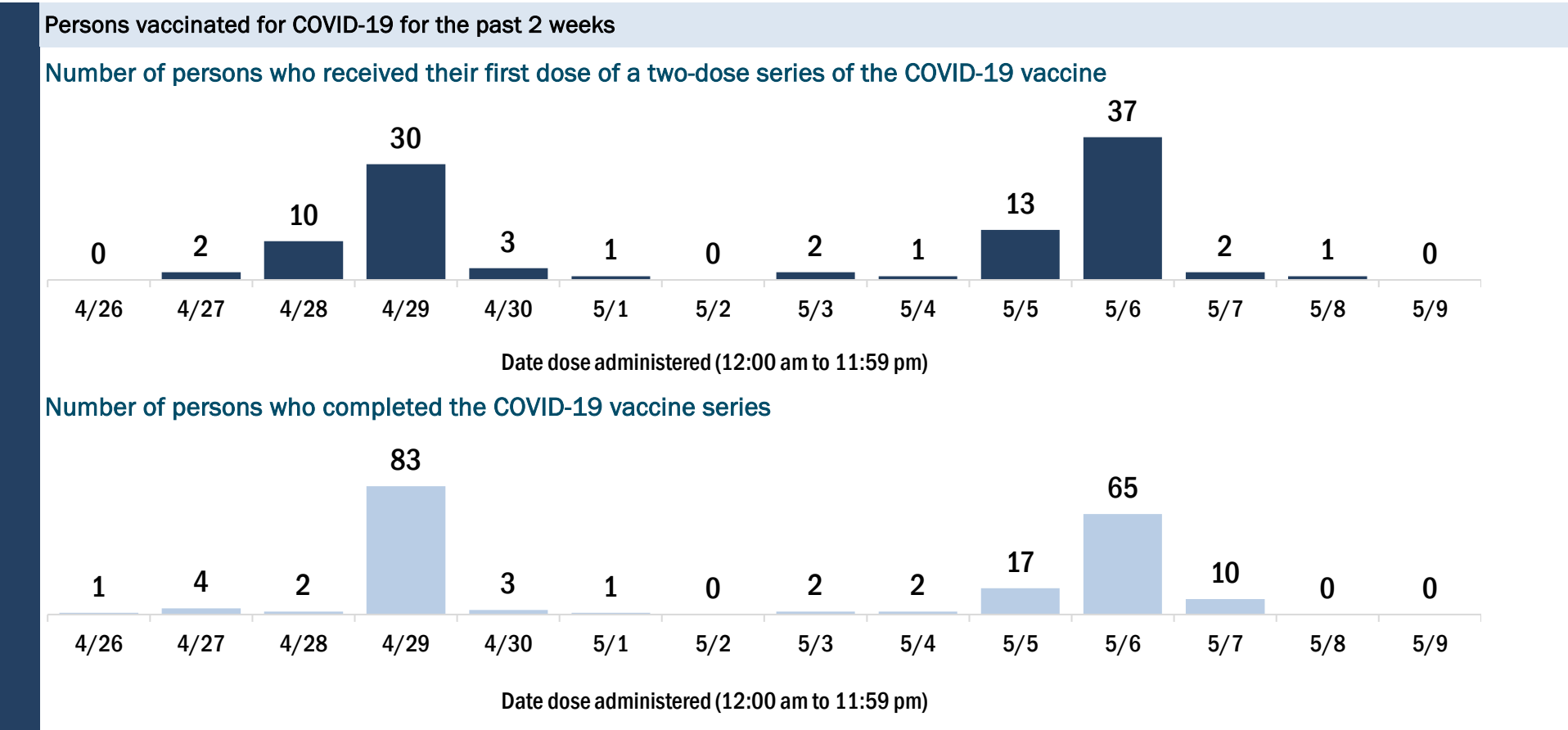
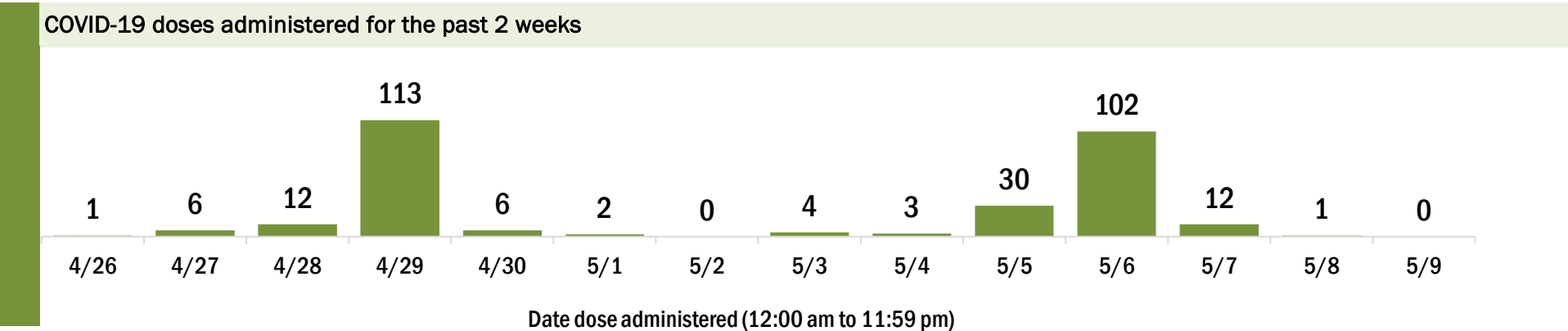
Data in this report are provisional and subject to change.

Data in this summary pertain to COVID-19 vaccines approved by the U.S. Food and Drug Administration and have been issued an Emergency Use Authorization (Janssen COVID-19 Vaccine, Moderna COVID-19 Vaccine and Pfizer-BioNTech COVID-19 Vaccine). These data summarize the number of people who have received either their first dose or have completed the series for a COVID-19 vaccine. **A person can only be counted in one category, first dose or series complete.** For persons receiving Moderna or Pfizer vaccines, once they receive their second dose, they are moved from the first dose column to the series completed column. **Because of this, the total first dose category may show a change from report to report not matching the total receiving their first dose from the previous day.** Persons receiving Johnson & Johnson vaccines will always be counted in the series completed column.

COVID-19 doses for vaccinated persons in Florida	
Doses administered	5,465
People receiving one dose of a 1-dose series (Johnson & Johnson) or receiving only one dose of a 2-dose series (Moderna, Pfizer) count once. Persons receiving both doses of a 2-dose series count twice.	

Current status of persons vaccinated for COVID-19 in Florida	
Total people vaccinated	3,224
First dose	798
Series completed	2,426
Completed 1-dose series	185
Completed 2-dose series	2,241
First dose: current number of people who have only received their first dose of the Moderna or Pfizer vaccine.	
Series complete: current number of people who have received both Moderna or Pfizer vaccine doses or one Johnson & Johnson dose and are considered fully immunized.	

Demographic summary	First dose	Series complete	Total people vaccinated
Age group	798	2,426	3,224
16-24 years	47	35	82
25-34 years	99	73	172
35-44 years	162	132	294
45-54 years	182	244	426
55-64 years	153	484	637
65-74 years	88	807	895
75-84 years	48	469	517
85+ years	19	182	201
Race	798	2,426	3,224
White	494	1,706	2,200
Black	193	163	356
American Indian/Alaskan	3	16	19
Other	62	332	394
Unknown	46	209	255
Other race includes Asian, native Hawaiian/Pacific Islander, or other.			
Ethnicity	798	2,426	3,224
Hispanic	9	47	56
Non-Hispanic	205	1,347	1,552
Unknown	584	1,032	1,616
Gender	798	2,426	3,224
Female	202	1,349	1,551
Male	596	1,076	1,672
Unknown	0	1	1



COVID-19: Charlotte County vaccine summary

Vaccination data through May 9, 2021 as of May 10, 2021 at 12:05 AM

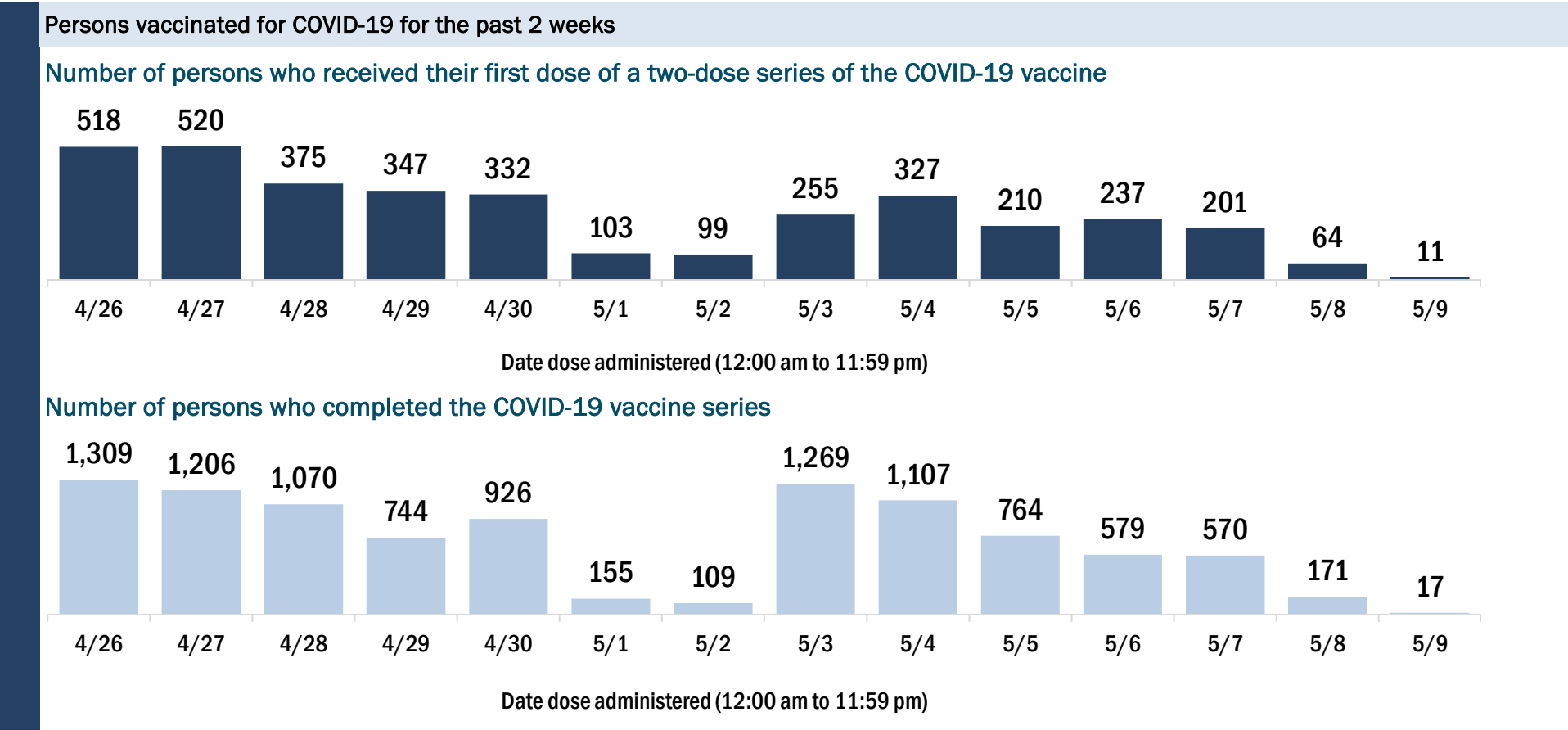
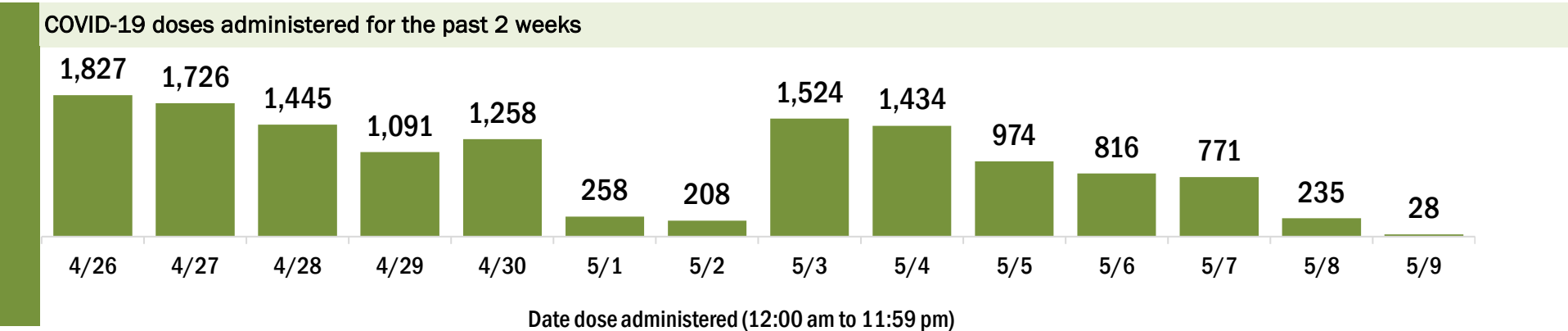
Data in this report are provisional and subject to change.

Data in this summary pertain to COVID-19 vaccines approved by the U.S. Food and Drug Administration and have been issued an Emergency Use Authorization (Janssen COVID-19 Vaccine, Moderna COVID-19 Vaccine and Pfizer-BioNTech COVID-19 Vaccine). These data summarize the number of people who have received either their first dose or have completed the series for a COVID-19 vaccine. **A person can only be counted in one category, first dose or series complete.** For persons receiving Moderna or Pfizer vaccines, once they receive their second dose, they are moved from the first dose column to the series completed column. **Because of this, the total first dose category may show a change from report to report not matching the total receiving their first dose from the previous day.** Persons receiving Johnson & Johnson vaccines will always be counted in the series completed column.

COVID-19 doses for vaccinated persons in Florida	
Doses administered	181,081
People receiving one dose of a 1-dose series (Johnson & Johnson) or receiving only one dose of a 2-dose series (Moderna, Pfizer) count once. Persons receiving both doses of a 2-dose series count twice.	

Current status of persons vaccinated for COVID-19 in Florida	
Total people vaccinated	106,027
First dose	25,061
Series completed	80,966
Completed 1-dose series	5,912
Completed 2-dose series	75,054
First dose: current number of people who have only received their first dose of the Moderna or Pfizer vaccine.	
Series complete: current number of people who have received both Moderna or Pfizer vaccine doses or one Johnson & Johnson dose and are considered fully immunized.	

Demographic summary	First dose	Series complete	Total people vaccinated
Age group	25,061	80,966	106,027
16-24 years	1,174	1,005	2,179
25-34 years	1,196	1,644	2,840
35-44 years	1,569	2,464	4,033
45-54 years	2,509	5,300	7,809
55-64 years	5,633	15,463	21,096
65-74 years	6,927	31,102	38,029
75-84 years	4,526	18,611	23,137
85+ years	1,527	5,377	6,904
Race	25,061	80,966	106,027
White	18,660	62,127	80,787
Black	895	1,535	2,430
American Indian/Alaskan	144	327	471
Other	1,803	5,268	7,071
Unknown	3,559	11,709	15,268
Other race includes Asian, native Hawaiian/Pacific Islander, or other.			
Ethnicity	25,061	80,966	106,027
Hispanic	1,174	2,198	3,372
Non-Hispanic	14,562	49,705	64,267
Unknown	9,325	29,063	38,388
Gender	25,061	80,966	106,027
Female	13,056	44,917	57,973
Male	11,973	36,021	47,994
Unknown	32	28	60



COVID-19: Citrus County vaccine summary

Vaccination data through May 9, 2021 as of May 10, 2021 at 12:05 AM

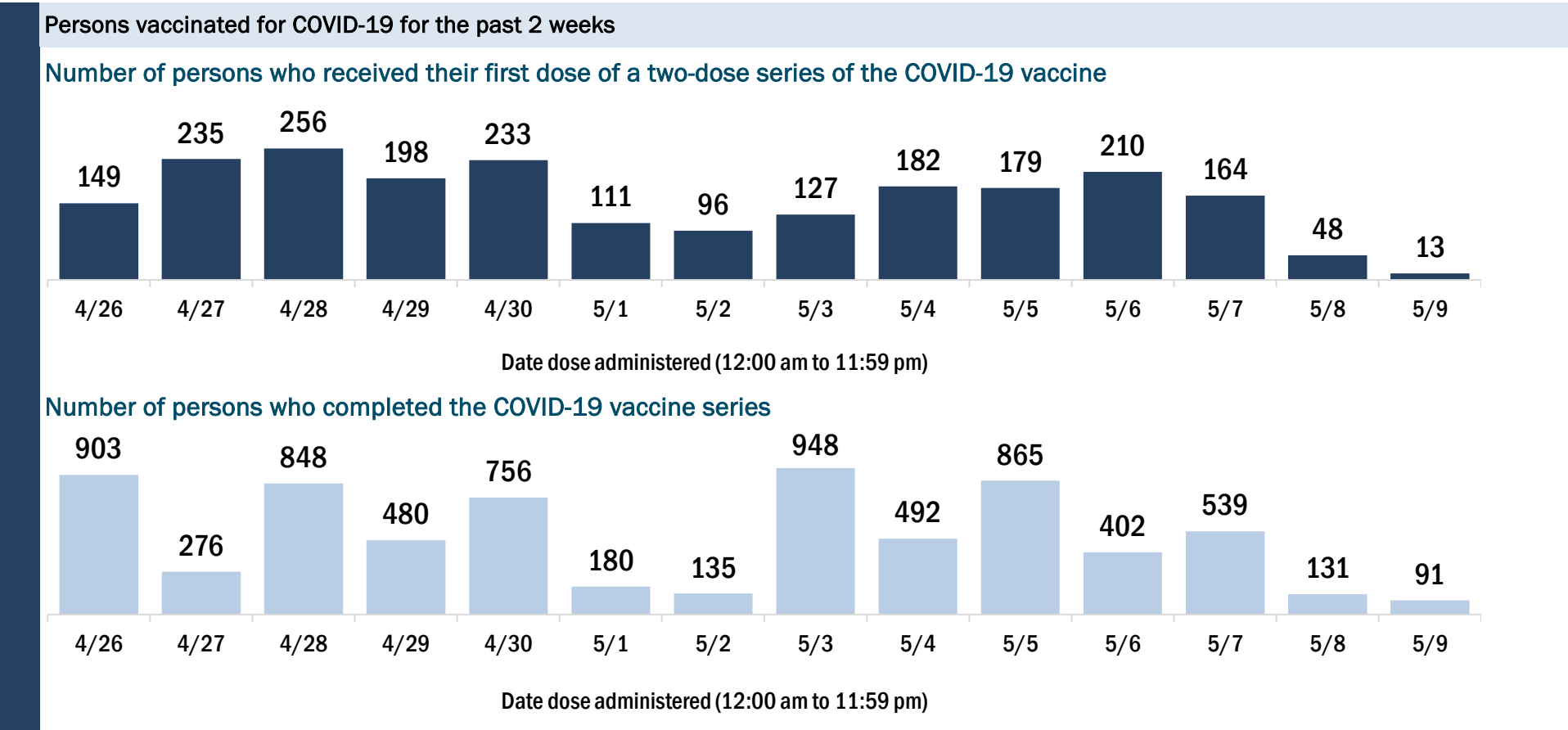
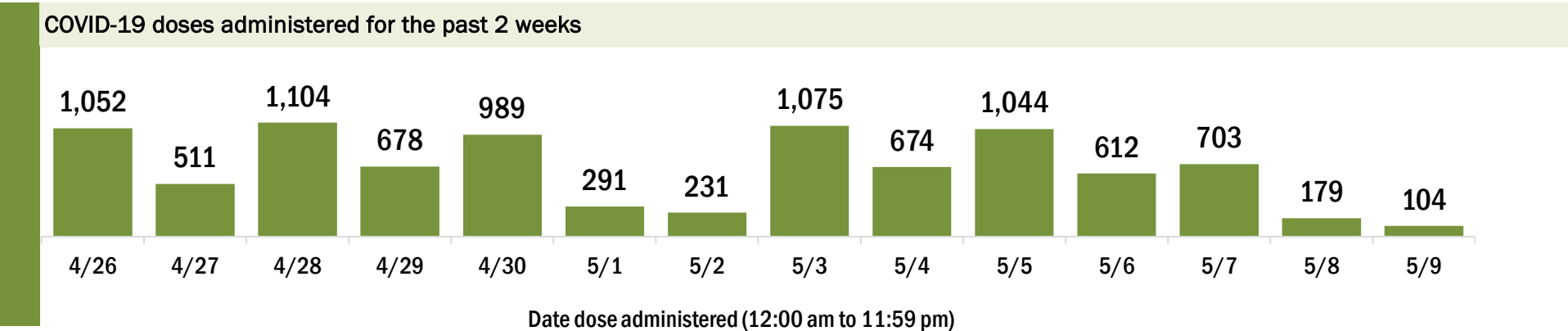
Data in this report are provisional and subject to change.

Data in this summary pertain to COVID-19 vaccines approved by the U.S. Food and Drug Administration and have been issued an Emergency Use Authorization (Janssen COVID-19 Vaccine, Moderna COVID-19 Vaccine and Pfizer-BioNTech COVID-19 Vaccine). These data summarize the number of people who have received either their first dose or have completed the series for a COVID-19 vaccine. **A person can only be counted in one category, first dose or series complete.** For persons receiving Moderna or Pfizer vaccines, once they receive their second dose, they are moved from the first dose column to the series completed column. **Because of this, the total first dose category may show a change from report to report not matching the total receiving their first dose from the previous day.** Persons receiving Johnson & Johnson vaccines will always be counted in the series completed column.

COVID-19 doses for vaccinated persons in Florida	
Doses administered	110,612
People receiving one dose of a 1-dose series (Johnson & Johnson) or receiving only one dose of a 2-dose series (Moderna, Pfizer) count once. Persons receiving both doses of a 2-dose series count twice.	

Current status of persons vaccinated for COVID-19 in Florida	
Total people vaccinated	61,731
First dose	10,907
Series completed	50,824
Completed 1-dose series	1,943
Completed 2-dose series	48,881
First dose: current number of people who have only received their first dose of the Moderna or Pfizer vaccine.	
Series complete: current number of people who have received both Moderna or Pfizer vaccine doses or one Johnson & Johnson dose and are considered fully immunized.	

Demographic summary	First dose	Series complete	Total people vaccinated
Age group	10,907	50,824	61,731
16-24 years	667	758	1,425
25-34 years	752	1,092	1,844
35-44 years	851	1,640	2,491
45-54 years	1,356	3,343	4,699
55-64 years	2,342	9,046	11,388
65-74 years	2,665	18,780	21,445
75-84 years	1,709	12,509	14,218
85+ years	565	3,656	4,221
Race	10,907	50,824	61,731
White	8,157	38,498	46,655
Black	238	760	998
American Indian/Alaskan	60	276	336
Other	793	3,333	4,126
Unknown	1,659	7,957	9,616
Other race includes Asian, native Hawaiian/Pacific Islander, or other.			
Ethnicity	10,907	50,824	61,731
Hispanic	549	1,601	2,150
Non-Hispanic	6,768	30,482	37,250
Unknown	3,590	18,741	22,331
Gender	10,907	50,824	61,731
Female	5,973	28,829	34,802
Male	4,911	21,982	26,893
Unknown	23	13	36



COVID-19: Clay County vaccine summary

Vaccination data through May 9, 2021 as of May 10, 2021 at 12:05 AM

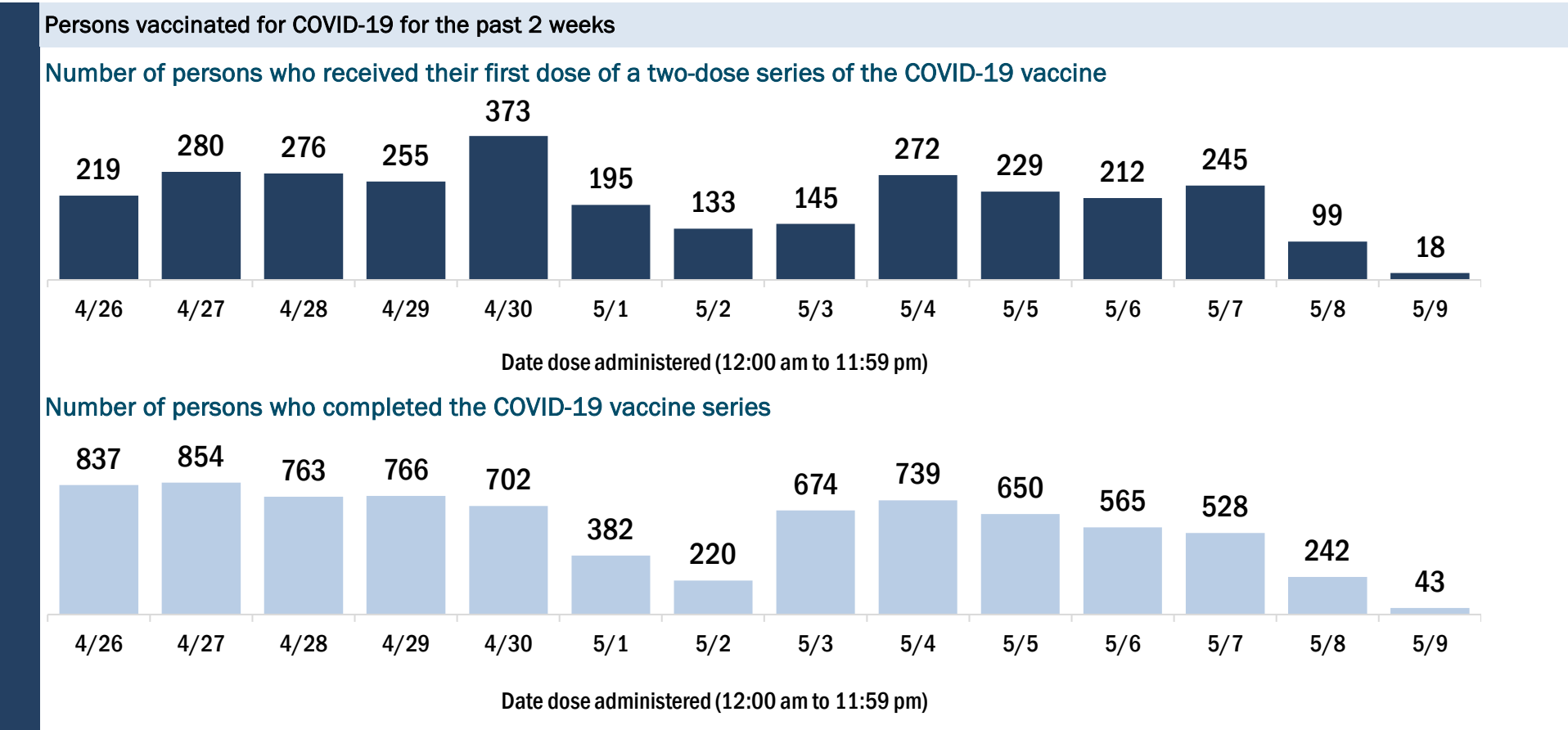
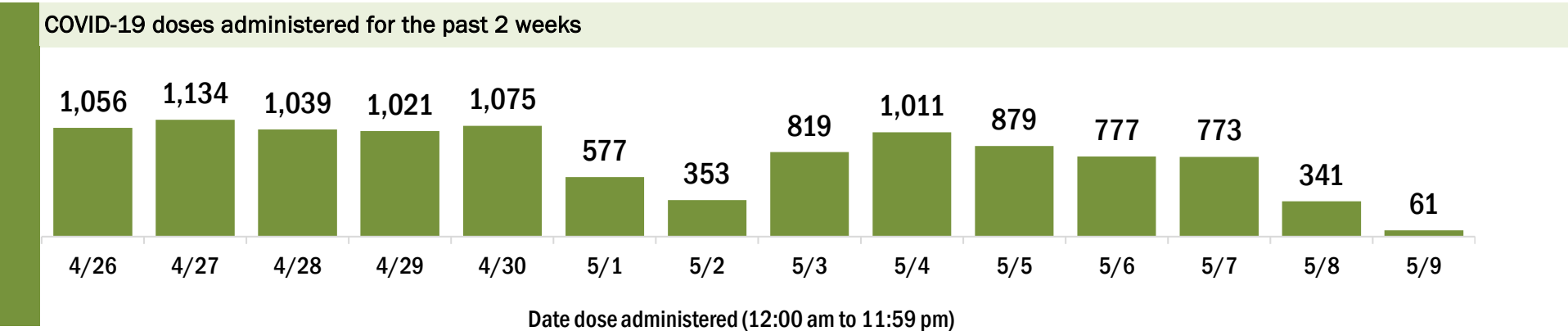
Data in this report are provisional and subject to change.

Data in this summary pertain to COVID-19 vaccines approved by the U.S. Food and Drug Administration and have been issued an Emergency Use Authorization (Janssen COVID-19 Vaccine, Moderna COVID-19 Vaccine and Pfizer-BioNTech COVID-19 Vaccine). These data summarize the number of people who have received either their first dose or have completed the series for a COVID-19 vaccine. **A person can only be counted in one category, first dose or series complete.** For persons receiving Moderna or Pfizer vaccines, once they receive their second dose, they are moved from the first dose column to the series completed column. **Because of this, the total first dose category may show a change from report to report not matching the total receiving their first dose from the previous day.** Persons receiving Johnson & Johnson vaccines will always be counted in the series completed column.

COVID-19 doses for vaccinated persons in Florida	
Doses administered	115,503
People receiving one dose of a 1-dose series (Johnson & Johnson) or receiving only one dose of a 2-dose series (Moderna, Pfizer) count once. Persons receiving both doses of a 2-dose series count twice.	

Current status of persons vaccinated for COVID-19 in Florida	
Total people vaccinated	65,329
First dose	11,652
Series completed	53,677
Completed 1-dose series	3,503
Completed 2-dose series	50,174
First dose: current number of people who have only received their first dose of the Moderna or Pfizer vaccine.	
Series complete: current number of people who have received both Moderna or Pfizer vaccine doses or one Johnson & Johnson dose and are considered fully immunized.	

Demographic summary	First dose	Series complete	Total people vaccinated
Age group	11,652	53,677	65,329
16-24 years	1,592	2,569	4,161
25-34 years	1,494	3,105	4,599
35-44 years	1,863	5,145	7,008
45-54 years	1,992	7,759	9,751
55-64 years	2,316	11,743	14,059
65-74 years	1,259	14,212	15,471
75-84 years	792	7,049	7,841
85+ years	344	2,095	2,439
Race	11,652	53,677	65,329
White	6,558	37,975	44,533
Black	1,052	3,811	4,863
American Indian/Alaskan	53	247	300
Other	1,608	5,264	6,872
Unknown	2,381	6,380	8,761
Other race includes Asian, native Hawaiian/Pacific Islander, or other.			
Ethnicity	11,652	53,677	65,329
Hispanic	949	2,962	3,911
Non-Hispanic	6,410	38,558	44,968
Unknown	4,293	12,157	16,450
Gender	11,652	53,677	65,329
Female	6,311	30,722	37,033
Male	5,174	22,950	28,124
Unknown	167	5	172



COVID-19: Collier County vaccine summary

Vaccination data through May 9, 2021 as of May 10, 2021 at 12:05 AM

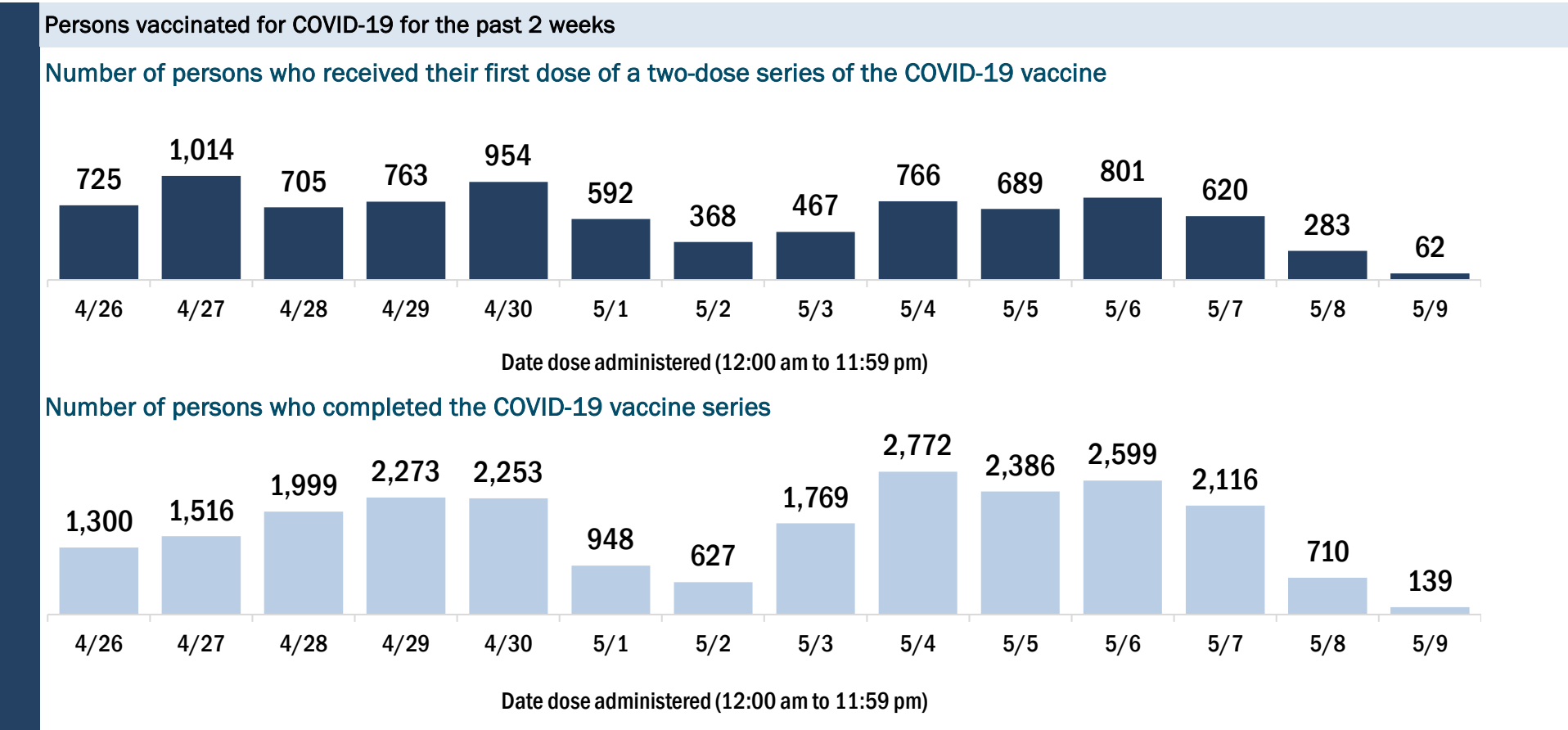
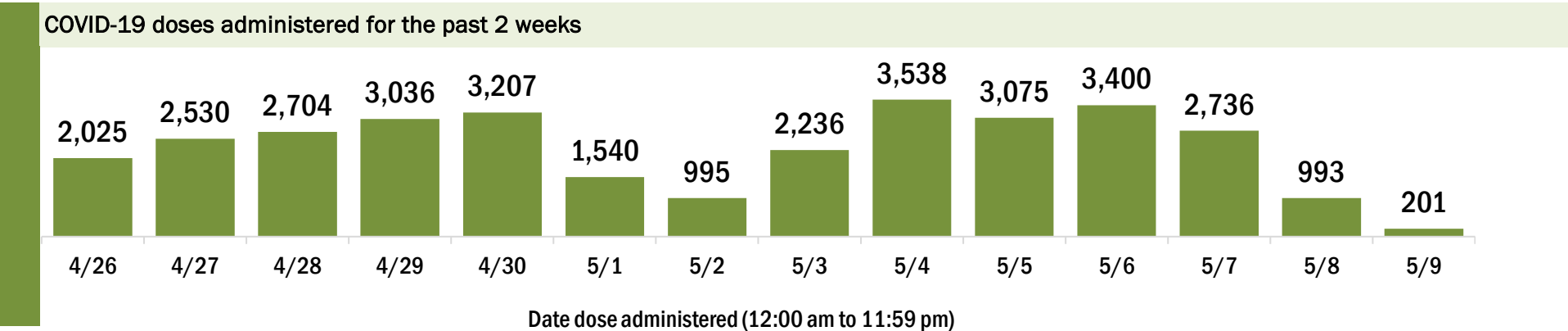
Data in this report are provisional and subject to change.

Data in this summary pertain to COVID-19 vaccines approved by the U.S. Food and Drug Administration and have been issued an Emergency Use Authorization (Janssen COVID-19 Vaccine, Moderna COVID-19 Vaccine and Pfizer-BioNTech COVID-19 Vaccine). These data summarize the number of people who have received either their first dose or have completed the series for a COVID-19 vaccine. **A person can only be counted in one category, first dose or series complete.** For persons receiving Moderna or Pfizer vaccines, once they receive their second dose, they are moved from the first dose column to the series completed column. **Because of this, the total first dose category may show a change from report to report not matching the total receiving their first dose from the previous day.** Persons receiving Johnson & Johnson vaccines will always be counted in the series completed column.

COVID-19 doses for vaccinated persons in Florida	
Doses administered	337,395
People receiving one dose of a 1-dose series (Johnson & Johnson) or receiving only one dose of a 2-dose series (Moderna, Pfizer) count once. Persons receiving both doses of a 2-dose series count twice.	

Current status of persons vaccinated for COVID-19 in Florida	
Total people vaccinated	196,485
First dose	41,899
Series completed	154,586
Completed 1-dose series	13,676
Completed 2-dose series	140,910
First dose: current number of people who have only received their first dose of the Moderna or Pfizer vaccine.	
Series complete: current number of people who have received both Moderna or Pfizer vaccine doses or one Johnson & Johnson dose and are considered fully immunized.	

Demographic summary	First dose	Series complete	Total people vaccinated
Age group	41,899	154,586	196,485
16-24 years	3,593	3,564	7,157
25-34 years	3,892	5,519	9,411
35-44 years	5,003	7,937	12,940
45-54 years	6,300	13,309	19,609
55-64 years	8,320	27,825	36,145
65-74 years	7,710	51,127	58,837
75-84 years	5,111	35,121	40,232
85+ years	1,970	10,184	12,154
Race	41,899	154,586	196,485
White	27,289	102,521	129,810
Black	1,115	2,079	3,194
American Indian/Alaskan	162	477	639
Other	4,716	12,364	17,080
Unknown	8,617	37,145	45,762
Other race includes Asian, native Hawaiian/Pacific Islander, or other.			
Ethnicity	41,899	154,586	196,485
Hispanic	8,229	12,653	20,882
Non-Hispanic	17,135	71,223	88,358
Unknown	16,535	70,710	87,245
Gender	41,899	154,586	196,485
Female	21,925	84,345	106,270
Male	19,731	69,958	89,689
Unknown	243	283	526



COVID-19: Columbia County vaccine summary

Vaccination data through May 9, 2021 as of May 10, 2021 at 12:05 AM

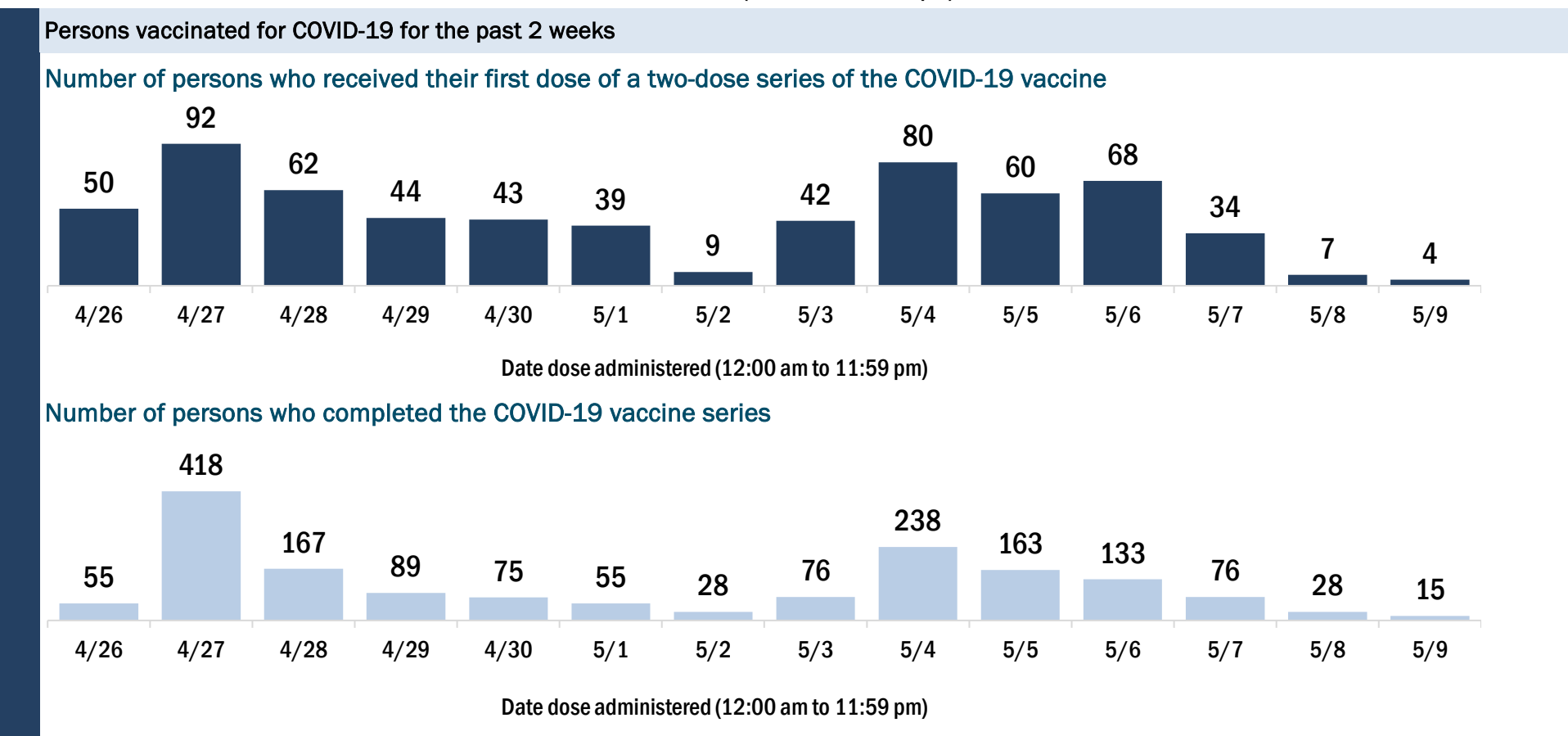
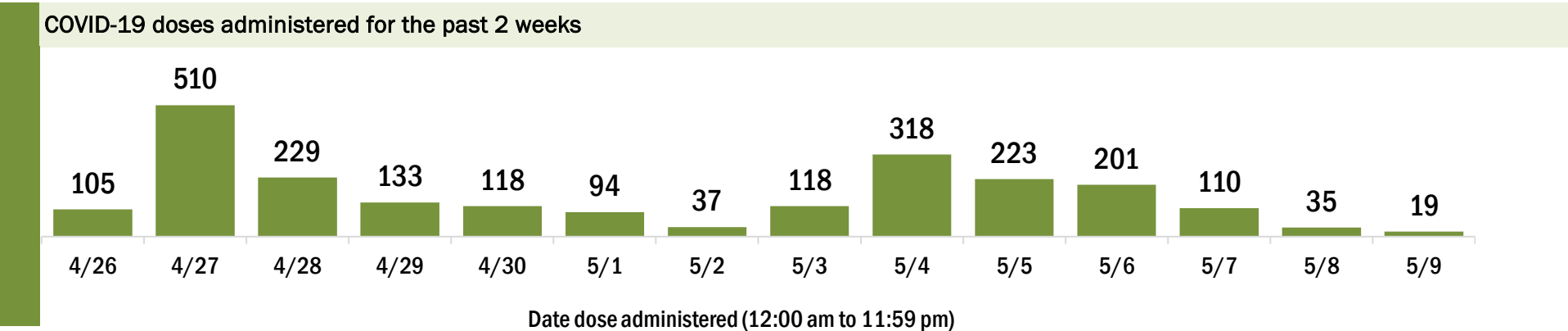
Data in this report are provisional and subject to change.

Data in this summary pertain to COVID-19 vaccines approved by the U.S. Food and Drug Administration and have been issued an Emergency Use Authorization (Janssen COVID-19 Vaccine, Moderna COVID-19 Vaccine and Pfizer-BioNTech COVID-19 Vaccine). These data summarize the number of people who have received either their first dose or have completed the series for a COVID-19 vaccine. **A person can only be counted in one category, first dose or series complete.** For persons receiving Moderna or Pfizer vaccines, once they receive their second dose, they are moved from the first dose column to the series completed column. **Because of this, the total first dose category may show a change from report to report not matching the total receiving their first dose from the previous day.** Persons receiving Johnson & Johnson vaccines will always be counted in the series completed column.

COVID-19 doses for vaccinated persons in Florida	
Doses administered	28,305
People receiving one dose of a 1-dose series (Johnson & Johnson) or receiving only one dose of a 2-dose series (Moderna, Pfizer) count once. Persons receiving both doses of a 2-dose series count twice.	

Current status of persons vaccinated for COVID-19 in Florida	
Total people vaccinated	16,524
First dose	3,052
Series completed	13,472
Completed 1-dose series	1,691
Completed 2-dose series	11,781
First dose: current number of people who have only received their first dose of the Moderna or Pfizer vaccine.	
Series complete: current number of people who have received both Moderna or Pfizer vaccine doses or one Johnson & Johnson dose and are considered fully immunized.	

Demographic summary	First dose	Series complete	Total people vaccinated
Age group	3,052	13,472	16,524
16-24 years	340	437	777
25-34 years	361	557	918
35-44 years	435	878	1,313
45-54 years	561	1,475	2,036
55-64 years	702	2,793	3,495
65-74 years	386	4,234	4,620
75-84 years	199	2,402	2,601
85+ years	68	696	764
Race	3,052	13,472	16,524
White	1,824	9,680	11,504
Black	512	1,511	2,023
American Indian/Alaskan	13	67	80
Other	323	917	1,240
Unknown	380	1,297	1,677
Other race includes Asian, native Hawaiian/Pacific Islander, or other.			
Ethnicity	3,052	13,472	16,524
Hispanic	213	465	678
Non-Hispanic	1,681	9,806	11,487
Unknown	1,158	3,201	4,359
Gender	3,052	13,472	16,524
Female	1,197	7,751	8,948
Male	1,849	5,721	7,570
Unknown	6	0	6



COVID-19: Dade County vaccine summary

Vaccination data through May 9, 2021 as of May 10, 2021 at 12:05 AM

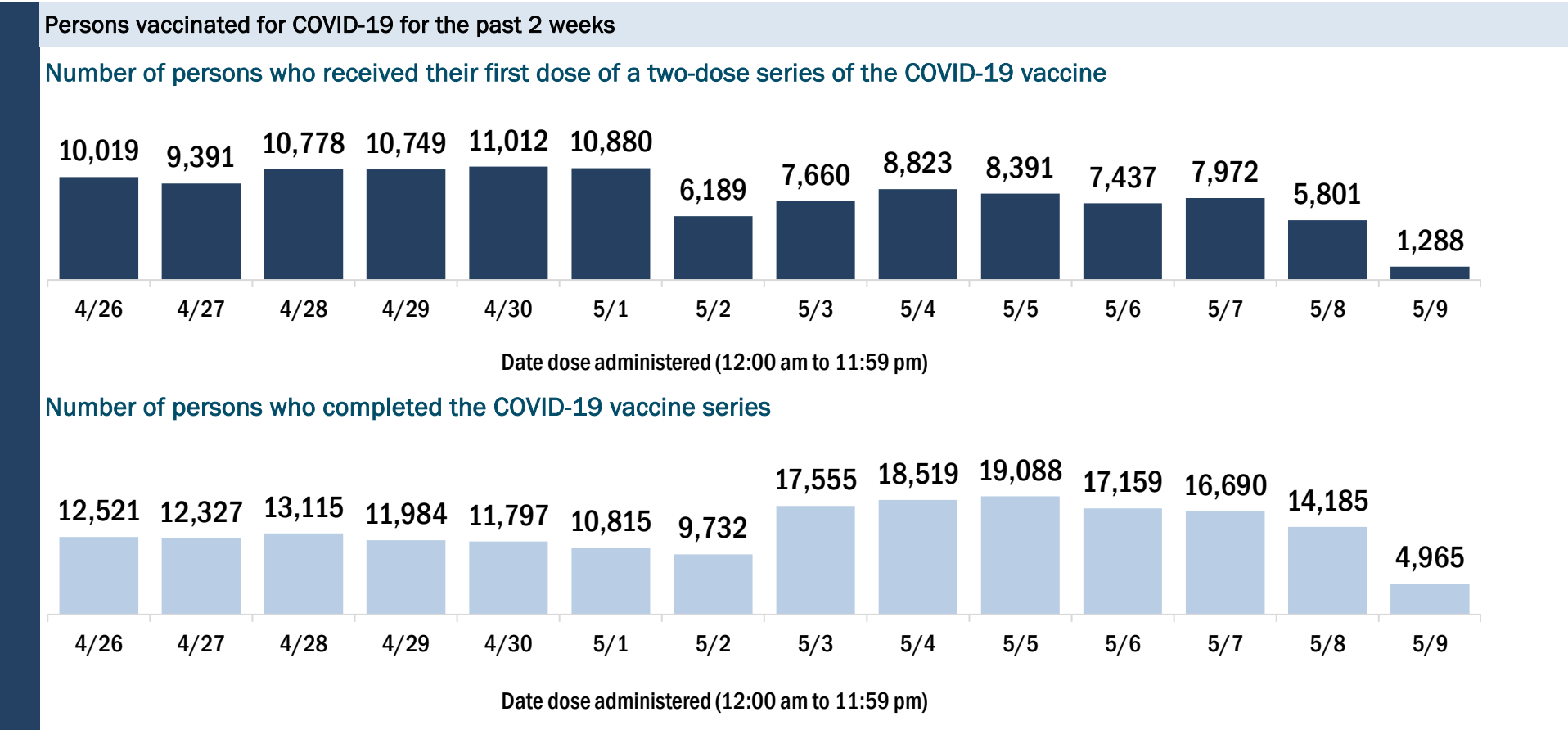
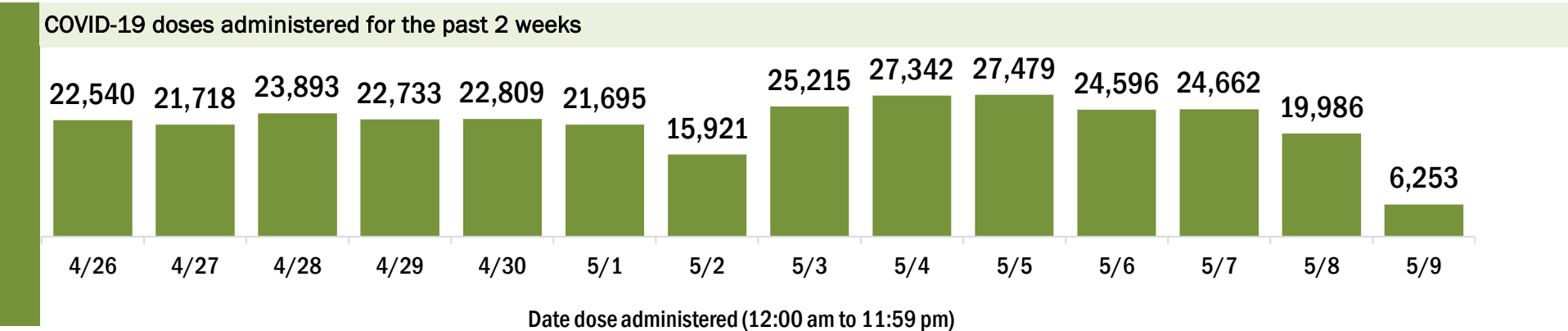
Data in this report are provisional and subject to change.

Data in this summary pertain to COVID-19 vaccines approved by the U.S. Food and Drug Administration and have been issued an Emergency Use Authorization (Janssen COVID-19 Vaccine, Moderna COVID-19 Vaccine and Pfizer-BioNTech COVID-19 Vaccine). These data summarize the number of people who have received either their first dose or have completed the series for a COVID-19 vaccine. **A person can only be counted in one category, first dose or series complete.** For persons receiving Moderna or Pfizer vaccines, once they receive their second dose, they are moved from the first dose column to the series completed column. **Because of this, the total first dose category may show a change from report to report not matching the total receiving their first dose from the previous day.** Persons receiving Johnson & Johnson vaccines will always be counted in the series completed column.

COVID-19 doses for vaccinated persons in Florida	
Doses administered	2,177,527
People receiving one dose of a 1-dose series (Johnson & Johnson) or receiving only one dose of a 2-dose series (Moderna, Pfizer) count once. Persons receiving both doses of a 2-dose series count twice.	

Current status of persons vaccinated for COVID-19 in Florida	
Total people vaccinated	1,328,399
First dose	361,724
Series completed	966,675
Completed 1-dose series	117,547
Completed 2-dose series	849,128
First dose: current number of people who have only received their first dose of the Moderna or Pfizer vaccine.	
Series complete: current number of people who have received both Moderna or Pfizer vaccine doses or one Johnson & Johnson dose and are considered fully immunized.	

Demographic summary	First dose	Series complete	Total people vaccinated
Age group	361,724	966,675	1,328,399
16-24 years	40,764	54,353	95,117
25-34 years	53,939	90,680	144,619
35-44 years	62,219	125,839	188,058
45-54 years	68,035	173,877	241,912
55-64 years	60,517	201,460	261,977
65-74 years	43,487	176,147	219,634
75-84 years	22,863	104,483	127,346
85+ years	9,900	39,836	49,736
Race	361,724	966,675	1,328,399
White	243,983	684,231	928,214
Black	23,067	61,923	84,990
American Indian/Alaskan	1,354	2,197	3,551
Other	43,532	105,626	149,158
Unknown	49,788	112,698	162,486
Other race includes Asian, native Hawaiian/Pacific Islander, or other.			
Ethnicity	361,724	966,675	1,328,399
Hispanic	197,486	483,359	680,845
Non-Hispanic	55,899	201,241	257,140
Unknown	108,339	282,075	390,414
Gender	361,724	966,675	1,328,399
Female	186,109	525,657	711,766
Male	173,607	439,343	612,950
Unknown	2,008	1,675	3,683



COVID-19: Desoto County vaccine summary

Vaccination data through May 9, 2021 as of May 10, 2021 at 12:05 AM

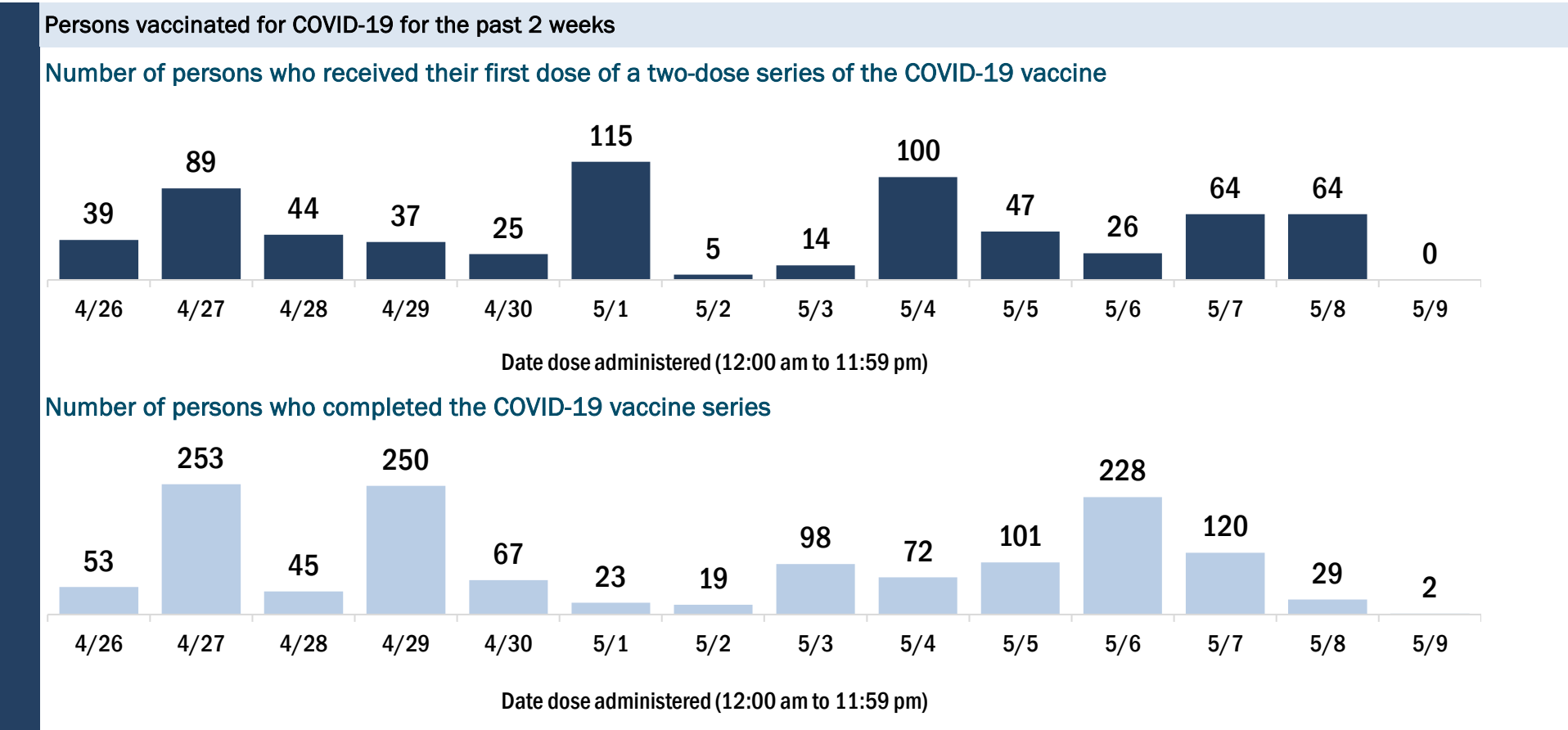
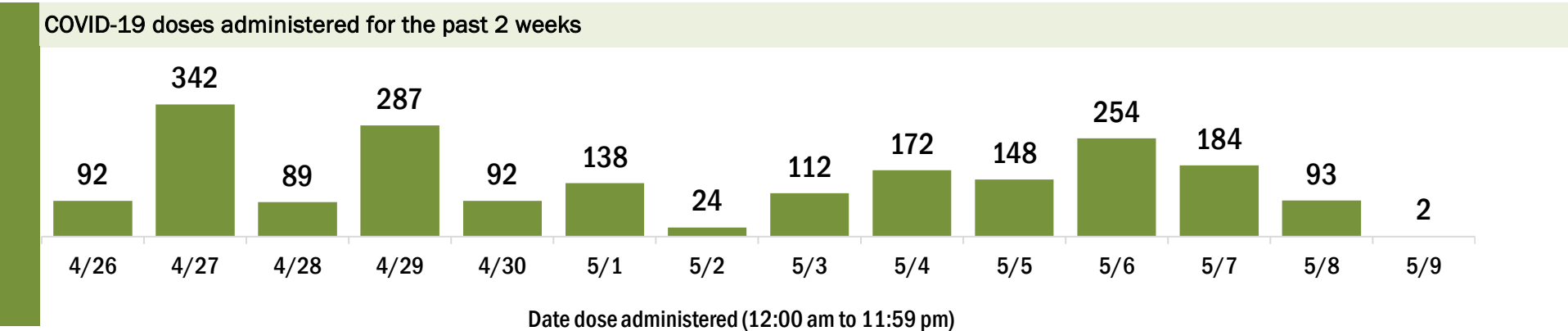
Data in this report are provisional and subject to change.

Data in this summary pertain to COVID-19 vaccines approved by the U.S. Food and Drug Administration and have been issued an Emergency Use Authorization (Janssen COVID-19 Vaccine, Moderna COVID-19 Vaccine and Pfizer-BioNTech COVID-19 Vaccine). These data summarize the number of people who have received either their first dose or have completed the series for a COVID-19 vaccine. **A person can only be counted in one category, first dose or series complete.** For persons receiving Moderna or Pfizer vaccines, once they receive their second dose, they are moved from the first dose column to the series completed column. **Because of this, the total first dose category may show a change from report to report not matching the total receiving their first dose from the previous day.** Persons receiving Johnson & Johnson vaccines will always be counted in the series completed column.

COVID-19 doses for vaccinated persons in Florida	
Doses administered	19,667
People receiving one dose of a 1-dose series (Johnson & Johnson) or receiving only one dose of a 2-dose series (Moderna, Pfizer) count once. Persons receiving both doses of a 2-dose series count twice.	

Current status of persons vaccinated for COVID-19 in Florida	
Total people vaccinated	12,336
First dose	4,405
Series completed	7,931
Completed 1-dose series	600
Completed 2-dose series	7,331
First dose: current number of people who have only received their first dose of the Moderna or Pfizer vaccine.	
Series complete: current number of people who have received both Moderna or Pfizer vaccine doses or one Johnson & Johnson dose and are considered fully immunized.	

Demographic summary	First dose	Series complete	Total people vaccinated
Age group	4,405	7,931	12,336
16-24 years	382	181	563
25-34 years	615	304	919
35-44 years	729	419	1,148
45-54 years	794	690	1,484
55-64 years	884	1,394	2,278
65-74 years	581	2,735	3,316
75-84 years	333	1,788	2,121
85+ years	87	420	507
Race	4,405	7,931	12,336
White	2,034	5,691	7,725
Black	430	436	866
American Indian/Alaskan	13	35	48
Other	1,168	771	1,939
Unknown	760	998	1,758
Other race includes Asian, native Hawaiian/Pacific Islander, or other.			
Ethnicity	4,405	7,931	12,336
Hispanic	1,436	778	2,214
Non-Hispanic	1,732	4,000	5,732
Unknown	1,237	3,153	4,390
Gender	4,405	7,931	12,336
Female	1,412	4,267	5,679
Male	2,993	3,663	6,656
Unknown	0	1	1



COVID-19: Dixie County vaccine summary

Vaccination data through May 9, 2021 as of May 10, 2021 at 12:05 AM

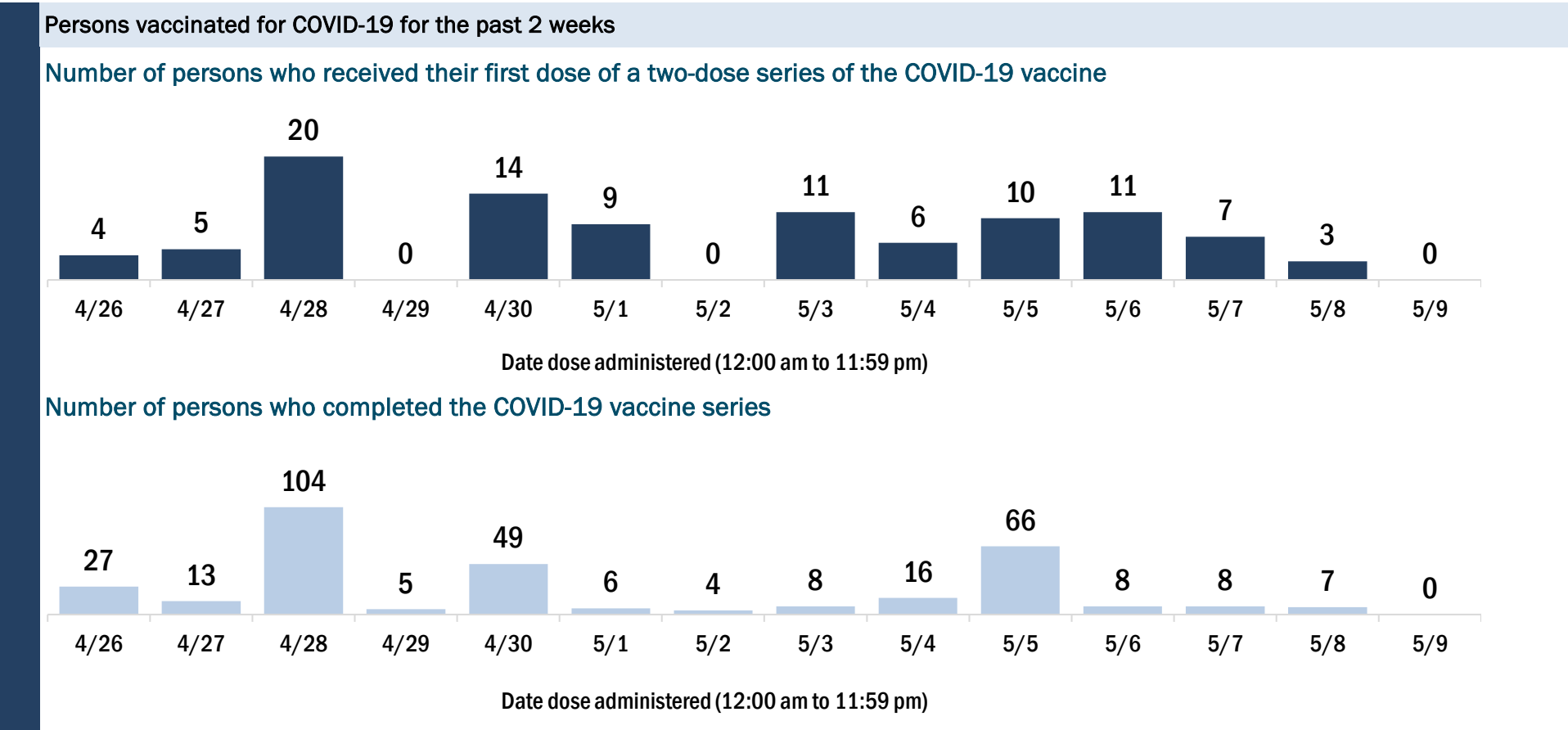
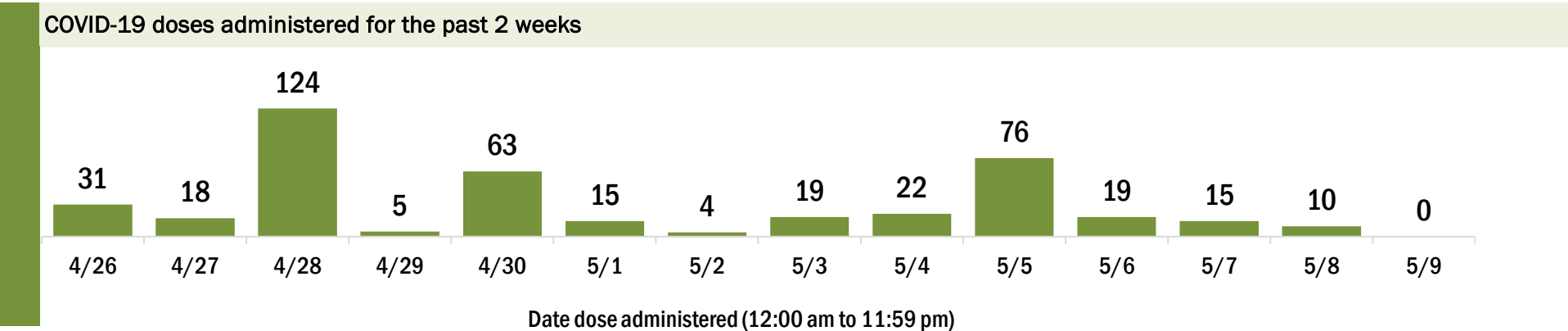
Data in this report are provisional and subject to change.

Data in this summary pertain to COVID-19 vaccines approved by the U.S. Food and Drug Administration and have been issued an Emergency Use Authorization (Janssen COVID-19 Vaccine, Moderna COVID-19 Vaccine and Pfizer-BioNTech COVID-19 Vaccine). These data summarize the number of people who have received either their first dose or have completed the series for a COVID-19 vaccine. **A person can only be counted in one category, first dose or series complete.** For persons receiving Moderna or Pfizer vaccines, once they receive their second dose, they are moved from the first dose column to the series completed column. **Because of this, the total first dose category may show a change from report to report not matching the total receiving their first dose from the previous day.** Persons receiving Johnson & Johnson vaccines will always be counted in the series completed column.

COVID-19 doses for vaccinated persons in Florida	
Doses administered	6,345
People receiving one dose of a 1-dose series (Johnson & Johnson) or receiving only one dose of a 2-dose series (Moderna, Pfizer) count once. Persons receiving both doses of a 2-dose series count twice.	

Current status of persons vaccinated for COVID-19 in Florida	
Total people vaccinated	3,857
First dose	990
Series completed	2,867
Completed 1-dose series	379
Completed 2-dose series	2,488
First dose: current number of people who have only received their first dose of the Moderna or Pfizer vaccine.	
Series complete: current number of people who have received both Moderna or Pfizer vaccine doses or one Johnson & Johnson dose and are considered fully immunized.	

Demographic summary	First dose	Series complete	Total people vaccinated
Age group	990	2,867	3,857
16-24 years	39	40	79
25-34 years	81	50	131
35-44 years	201	104	305
45-54 years	239	202	441
55-64 years	257	633	890
65-74 years	105	1,082	1,187
75-84 years	52	605	657
85+ years	16	151	167
Race	990	2,867	3,857
White	681	2,506	3,187
Black	239	121	360
American Indian/Alaskan	4	16	20
Other	36	81	117
Unknown	30	143	173
Other race includes Asian, native Hawaiian/Pacific Islander, or other.			
Ethnicity	990	2,867	3,857
Hispanic	35	56	91
Non-Hispanic	814	2,197	3,011
Unknown	141	614	755
Gender	990	2,867	3,857
Female	208	1,509	1,717
Male	782	1,358	2,140
Unknown	0	0	0



COVID-19: Duval County vaccine summary

Vaccination data through May 9, 2021 as of May 10, 2021 at 12:05 AM

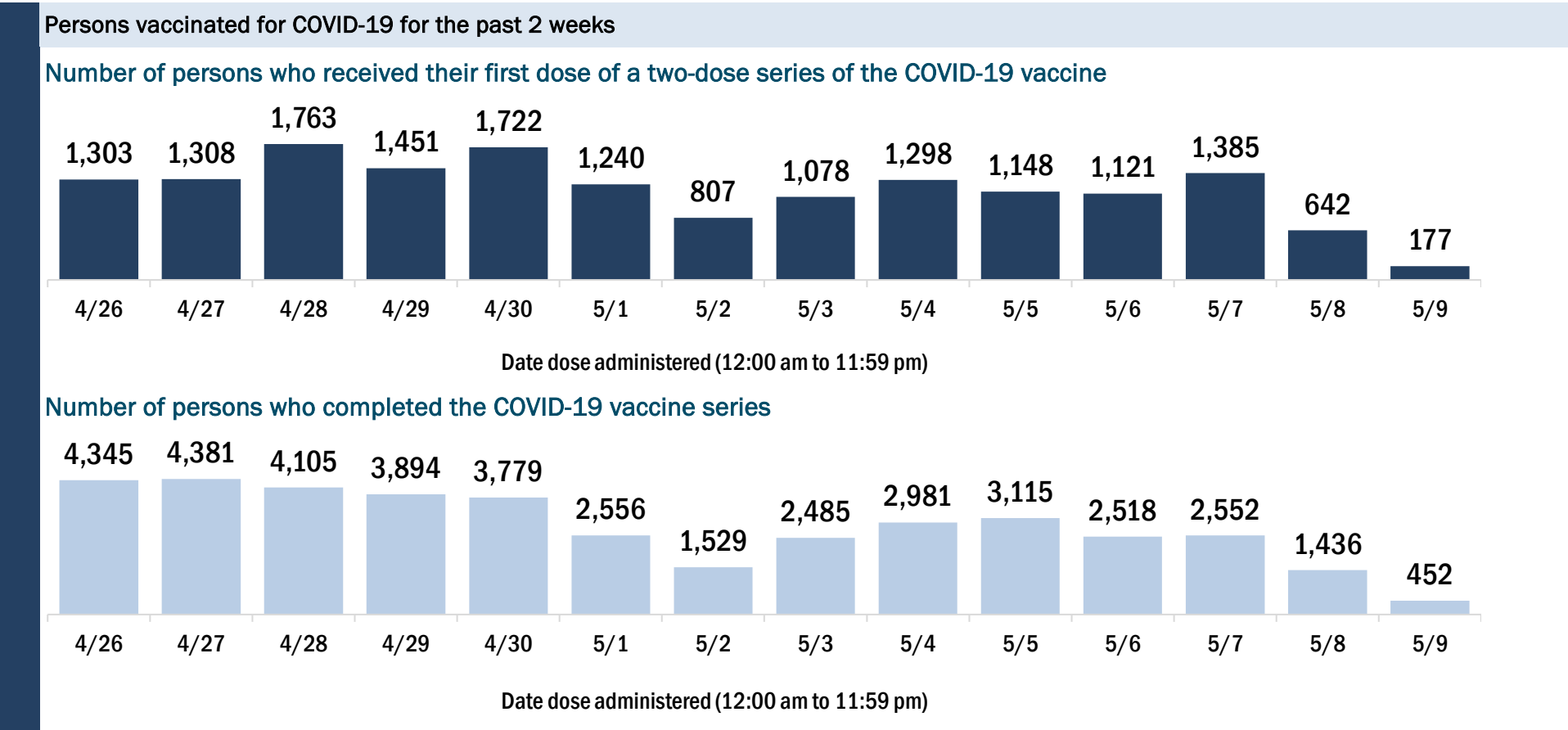
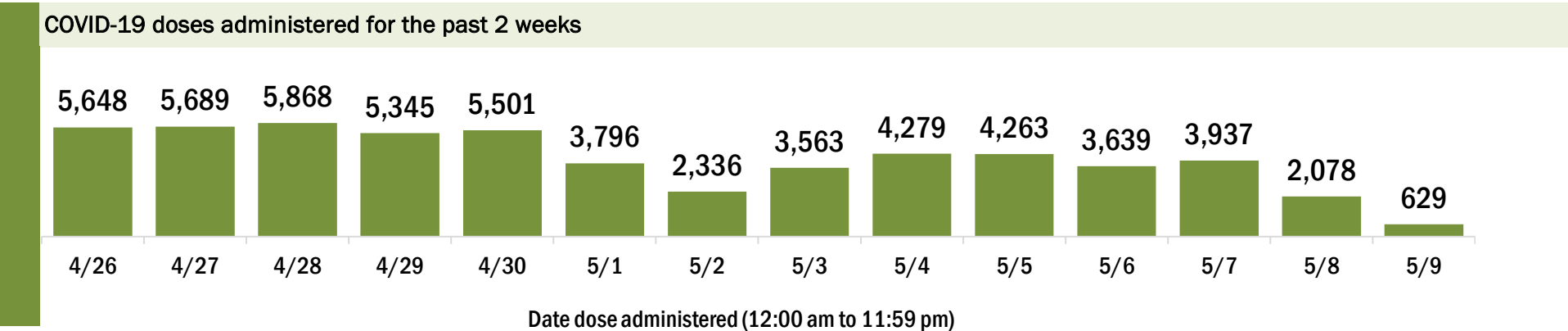
Data in this report are provisional and subject to change.

Data in this summary pertain to COVID-19 vaccines approved by the U.S. Food and Drug Administration and have been issued an Emergency Use Authorization (Janssen COVID-19 Vaccine, Moderna COVID-19 Vaccine and Pfizer-BioNTech COVID-19 Vaccine). These data summarize the number of people who have received either their first dose or have completed the series for a COVID-19 vaccine. **A person can only be counted in one category, first dose or series complete.** For persons receiving Moderna or Pfizer vaccines, once they receive their second dose, they are moved from the first dose column to the series completed column. **Because of this, the total first dose category may show a change from report to report not matching the total receiving their first dose from the previous day.** Persons receiving Johnson & Johnson vaccines will always be counted in the series completed column.

COVID-19 doses for vaccinated persons in Florida	
Doses administered	585,653
People receiving one dose of a 1-dose series (Johnson & Johnson) or receiving only one dose of a 2-dose series (Moderna, Pfizer) count once. Persons receiving both doses of a 2-dose series count twice.	

Current status of persons vaccinated for COVID-19 in Florida	
Total people vaccinated	338,929
First dose	66,207
Series completed	272,722
Completed 1-dose series	25,998
Completed 2-dose series	246,724
First dose: current number of people who have only received their first dose of the Moderna or Pfizer vaccine.	
Series complete: current number of people who have received both Moderna or Pfizer vaccine doses or one Johnson & Johnson dose and are considered fully immunized.	

Demographic summary	First dose	Series complete	Total people vaccinated
Age group	66,207	272,722	338,929
16-24 years	7,794	13,567	21,361
25-34 years	10,199	26,899	37,098
35-44 years	10,153	32,454	42,607
45-54 years	9,968	41,885	51,853
55-64 years	11,111	60,431	71,542
65-74 years	10,496	60,713	71,209
75-84 years	4,473	27,359	31,832
85+ years	2,013	9,414	11,427
Race	66,207	272,722	338,929
White	32,365	157,468	189,833
Black	10,338	45,490	55,828
American Indian/Alaskan	204	676	880
Other	10,415	35,245	45,660
Unknown	12,885	33,843	46,728
Other race includes Asian, native Hawaiian/Pacific Islander, or other.			
Ethnicity	66,207	272,722	338,929
Hispanic	5,566	15,942	21,508
Non-Hispanic	39,986	195,774	235,760
Unknown	20,655	61,006	81,661
Gender	66,207	272,722	338,929
Female	34,102	154,654	188,756
Male	29,664	117,891	147,555
Unknown	2,441	177	2,618



COVID-19: Escambia County vaccine summary

Vaccination data through May 9, 2021 as of May 10, 2021 at 12:05 AM

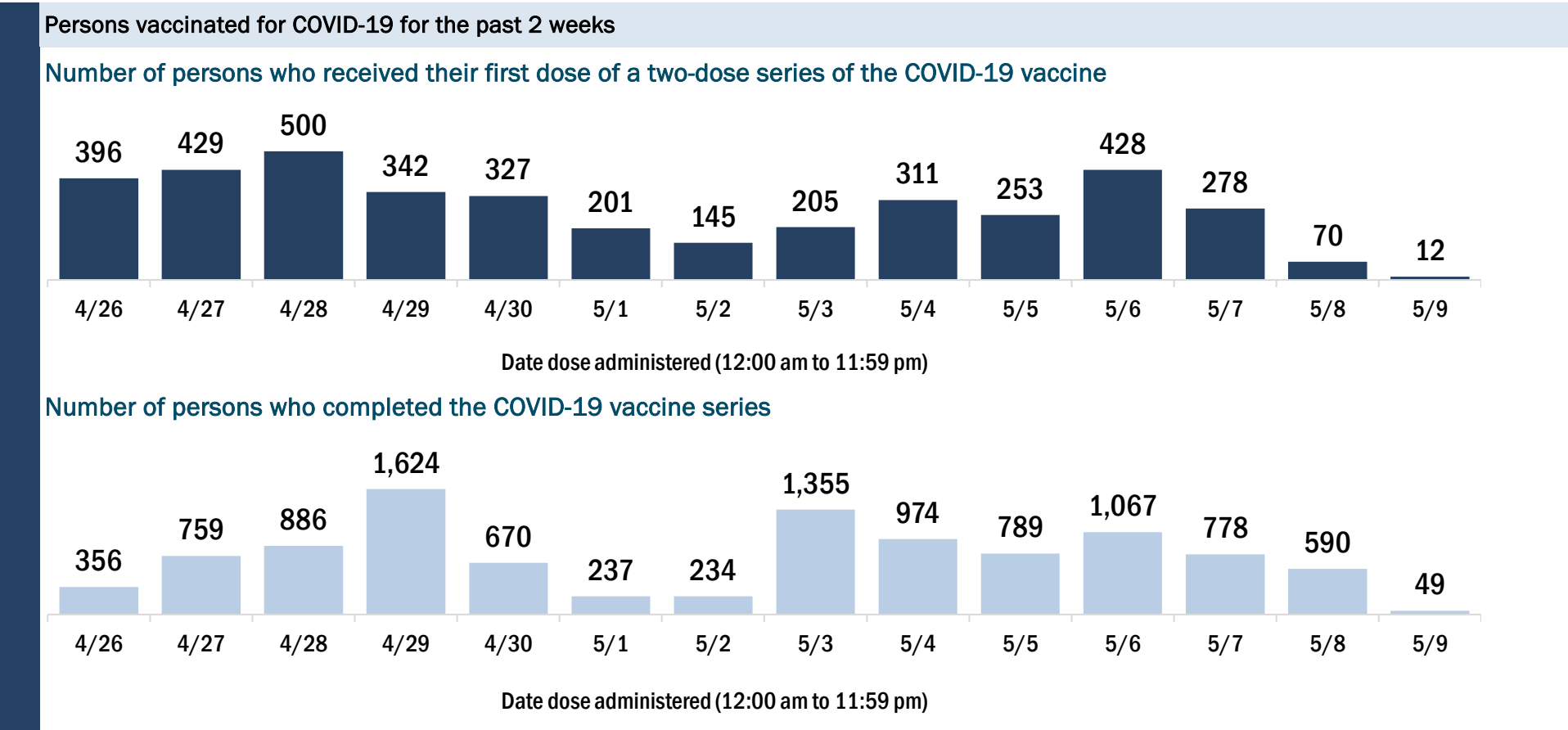
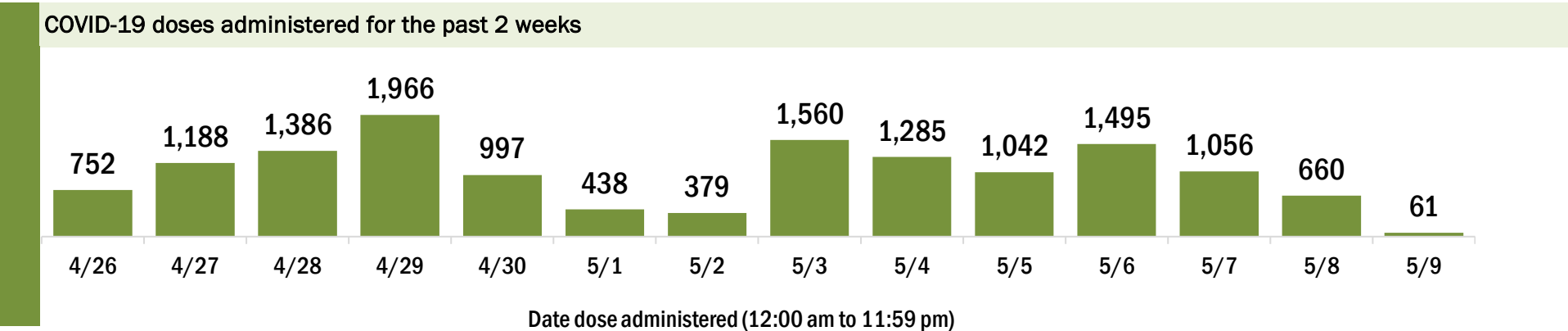
Data in this report are provisional and subject to change.

Data in this summary pertain to COVID-19 vaccines approved by the U.S. Food and Drug Administration and have been issued an Emergency Use Authorization (Janssen COVID-19 Vaccine, Moderna COVID-19 Vaccine and Pfizer-BioNTech COVID-19 Vaccine). These data summarize the number of people who have received either their first dose or have completed the series for a COVID-19 vaccine. **A person can only be counted in one category, first dose or series complete.** For persons receiving Moderna or Pfizer vaccines, once they receive their second dose, they are moved from the first dose column to the series completed column. **Because of this, the total first dose category may show a change from report to report not matching the total receiving their first dose from the previous day.** Persons receiving Johnson & Johnson vaccines will always be counted in the series completed column.

COVID-19 doses for vaccinated persons in Florida	
Doses administered	171,431
People receiving one dose of a 1-dose series (Johnson & Johnson) or receiving only one dose of a 2-dose series (Moderna, Pfizer) count once. Persons receiving both doses of a 2-dose series count twice.	

Current status of persons vaccinated for COVID-19 in Florida	
Total people vaccinated	100,675
First dose	22,234
Series completed	78,441
Completed 1-dose series	7,685
Completed 2-dose series	70,756
First dose: current number of people who have only received their first dose of the Moderna or Pfizer vaccine.	
Series complete: current number of people who have received both Moderna or Pfizer vaccine doses or one Johnson & Johnson dose and are considered fully immunized.	

Demographic summary	First dose	Series complete	Total people vaccinated
Age group	22,234	78,441	100,675
16-24 years	2,745	2,983	5,728
25-34 years	3,297	5,604	8,901
35-44 years	2,873	6,748	9,621
45-54 years	3,057	9,785	12,842
55-64 years	3,866	17,646	21,512
65-74 years	3,646	20,724	24,370
75-84 years	1,959	11,004	12,963
85+ years	791	3,947	4,738
Race	22,234	78,441	100,675
White	11,514	47,853	59,367
Black	3,274	11,428	14,702
American Indian/Alaskan	120	585	705
Other	2,316	7,349	9,665
Unknown	5,010	11,226	16,236
Other race includes Asian, native Hawaiian/Pacific Islander, or other.			
Ethnicity	22,234	78,441	100,675
Hispanic	1,008	2,132	3,140
Non-Hispanic	13,067	55,195	68,262
Unknown	8,159	21,114	29,273
Gender	22,234	78,441	100,675
Female	12,082	45,550	57,632
Male	10,089	32,803	42,892
Unknown	63	88	151



COVID-19: Flagler County vaccine summary

Vaccination data through May 9, 2021 as of May 10, 2021 at 12:05 AM

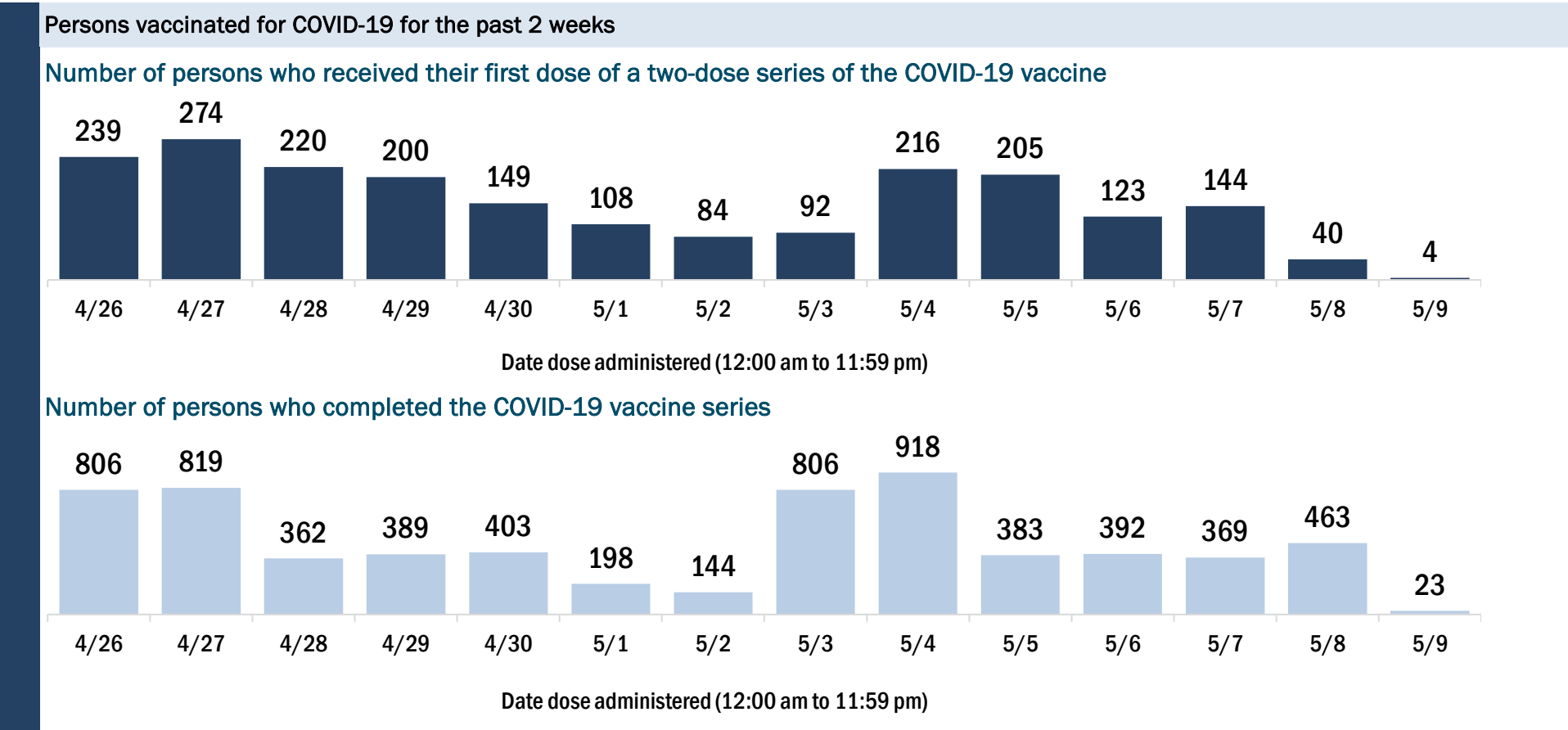
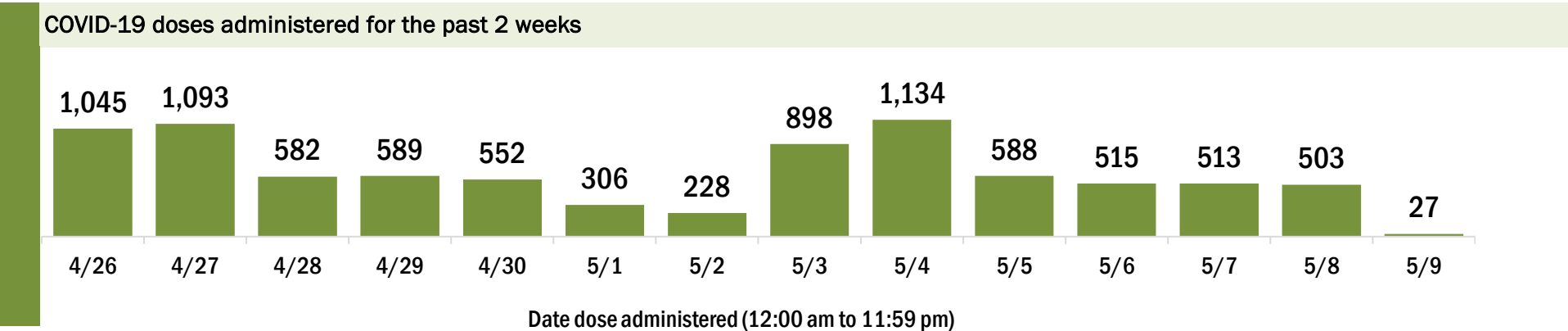
Data in this report are provisional and subject to change.

Data in this summary pertain to COVID-19 vaccines approved by the U.S. Food and Drug Administration and have been issued an Emergency Use Authorization (Janssen COVID-19 Vaccine, Moderna COVID-19 Vaccine and Pfizer-BioNTech COVID-19 Vaccine). These data summarize the number of people who have received either their first dose or have completed the series for a COVID-19 vaccine. **A person can only be counted in one category, first dose or series complete.** For persons receiving Moderna or Pfizer vaccines, once they receive their second dose, they are moved from the first dose column to the series completed column. **Because of this, the total first dose category may show a change from report to report not matching the total receiving their first dose from the previous day.** Persons receiving Johnson & Johnson vaccines will always be counted in the series completed column.

COVID-19 doses for vaccinated persons in Florida	
Doses administered	92,715
People receiving one dose of a 1-dose series (Johnson & Johnson) or receiving only one dose of a 2-dose series (Moderna, Pfizer) count once. Persons receiving both doses of a 2-dose series count twice.	

Current status of persons vaccinated for COVID-19 in Florida	
Total people vaccinated	53,018
First dose	10,757
Series completed	42,261
Completed 1-dose series	2,564
Completed 2-dose series	39,697
First dose: current number of people who have only received their first dose of the Moderna or Pfizer vaccine.	
Series complete: current number of people who have received both Moderna or Pfizer vaccine doses or one Johnson & Johnson dose and are considered fully immunized.	

Demographic summary	First dose	Series complete	Total people vaccinated
Age group	10,757	42,261	53,018
16-24 years	1,015	977	1,992
25-34 years	952	1,258	2,210
35-44 years	1,242	2,227	3,469
45-54 years	1,648	3,992	5,640
55-64 years	2,403	8,247	10,650
65-74 years	1,895	14,720	16,615
75-84 years	1,167	8,507	9,674
85+ years	435	2,333	2,768
Race	10,757	42,261	53,018
White	6,624	28,613	35,237
Black	783	2,784	3,567
American Indian/Alaskan	78	240	318
Other	1,025	3,831	4,856
Unknown	2,247	6,793	9,040
Other race includes Asian, native Hawaiian/Pacific Islander, or other.			
Ethnicity	10,757	42,261	53,018
Hispanic	1,084	2,644	3,728
Non-Hispanic	6,140	25,803	31,943
Unknown	3,533	13,814	17,347
Gender	10,757	42,261	53,018
Female	5,656	23,638	29,294
Male	5,030	18,432	23,462
Unknown	71	191	262



COVID-19: Franklin County vaccine summary

Vaccination data through May 9, 2021 as of May 10, 2021 at 12:05 AM

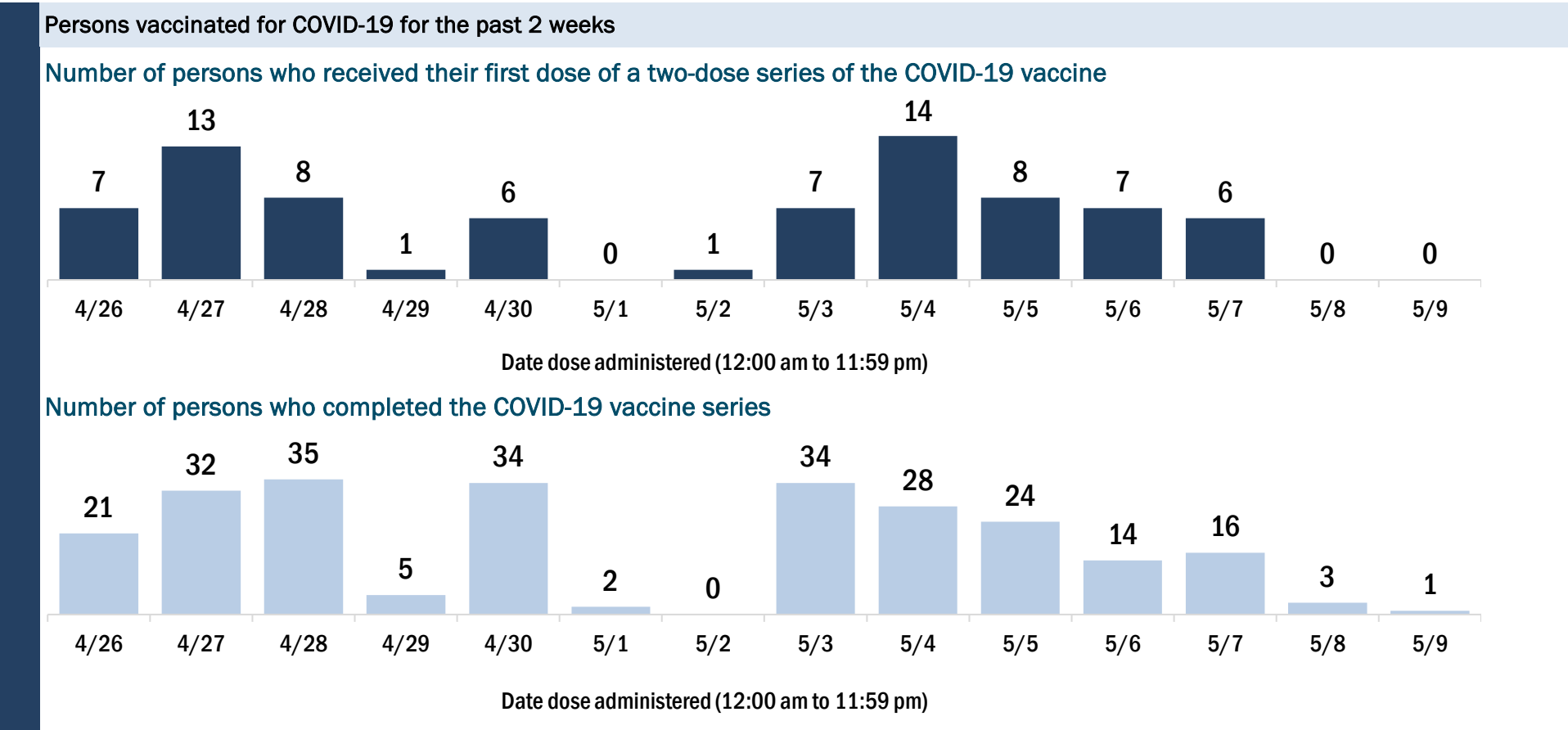
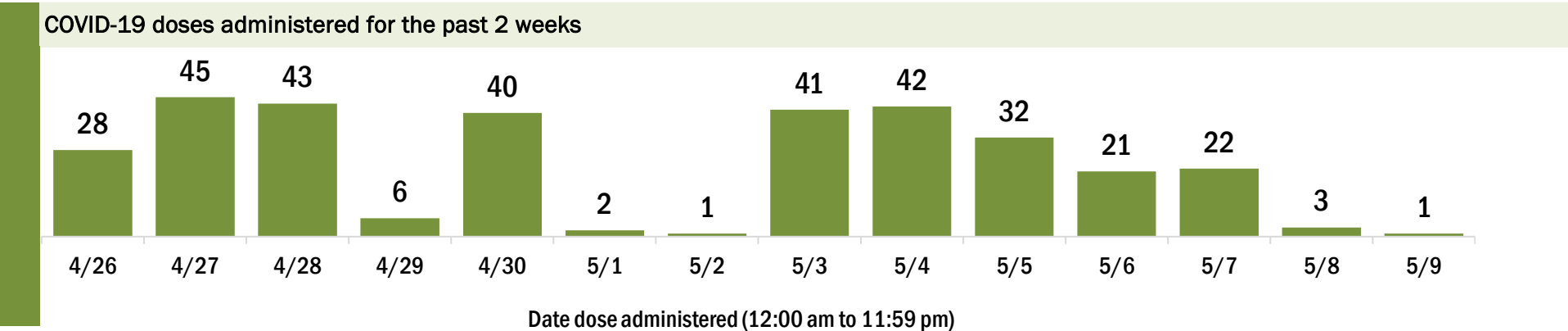
Data in this report are provisional and subject to change.

Data in this summary pertain to COVID-19 vaccines approved by the U.S. Food and Drug Administration and have been issued an Emergency Use Authorization (Janssen COVID-19 Vaccine, Moderna COVID-19 Vaccine and Pfizer-BioNTech COVID-19 Vaccine). These data summarize the number of people who have received either their first dose or have completed the series for a COVID-19 vaccine. **A person can only be counted in one category, first dose or series complete.** For persons receiving Moderna or Pfizer vaccines, once they receive their second dose, they are moved from the first dose column to the series completed column. **Because of this, the total first dose category may show a change from report to report not matching the total receiving their first dose from the previous day.** Persons receiving Johnson & Johnson vaccines will always be counted in the series completed column.

COVID-19 doses for vaccinated persons in Florida	
Doses administered	7,259
People receiving one dose of a 1-dose series (Johnson & Johnson) or receiving only one dose of a 2-dose series (Moderna, Pfizer) count once. Persons receiving both doses of a 2-dose series count twice.	

Current status of persons vaccinated for COVID-19 in Florida	
Total people vaccinated	4,080
First dose	802
Series completed	3,278
Completed 1-dose series	99
Completed 2-dose series	3,179
First dose: current number of people who have only received their first dose of the Moderna or Pfizer vaccine.	
Series complete: current number of people who have received both Moderna or Pfizer vaccine doses or one Johnson & Johnson dose and are considered fully immunized.	

Demographic summary	First dose	Series complete	Total people vaccinated
Age group	802	3,278	4,080
16-24 years	31	32	63
25-34 years	117	71	188
35-44 years	143	122	265
45-54 years	147	276	423
55-64 years	172	723	895
65-74 years	134	1,319	1,453
75-84 years	45	615	660
85+ years	13	120	133
Race	802	3,278	4,080
White	545	2,927	3,472
Black	177	154	331
American Indian/Alaskan	0	9	9
Other	31	127	158
Unknown	49	61	110
Other race includes Asian, native Hawaiian/Pacific Islander, or other.			
Ethnicity	802	3,278	4,080
Hispanic	12	50	62
Non-Hispanic	382	2,818	3,200
Unknown	408	410	818
Gender	802	3,278	4,080
Female	235	1,739	1,974
Male	567	1,539	2,106
Unknown	0	0	0



COVID-19: Gadsden County vaccine summary

Vaccination data through May 9, 2021 as of May 10, 2021 at 12:05 AM

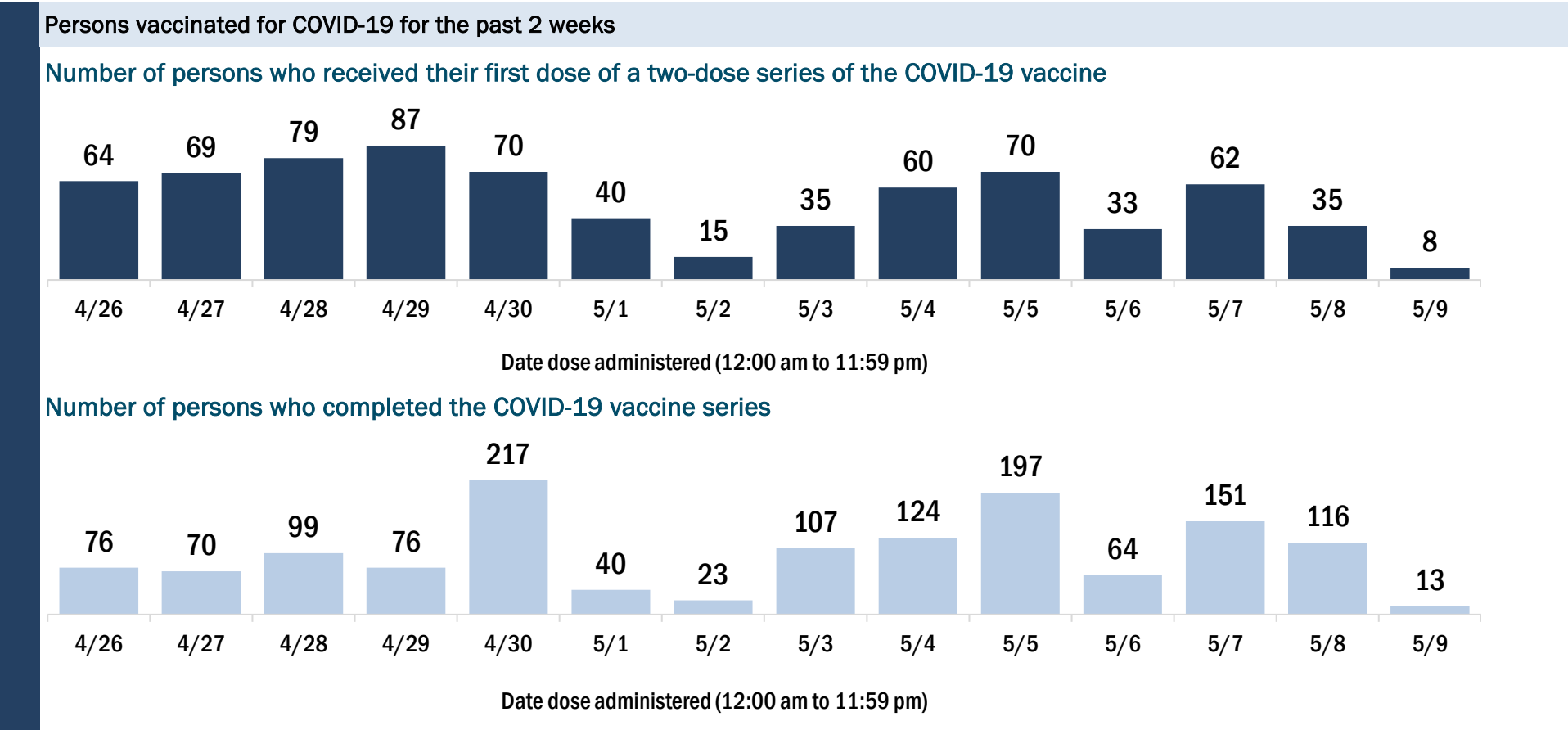
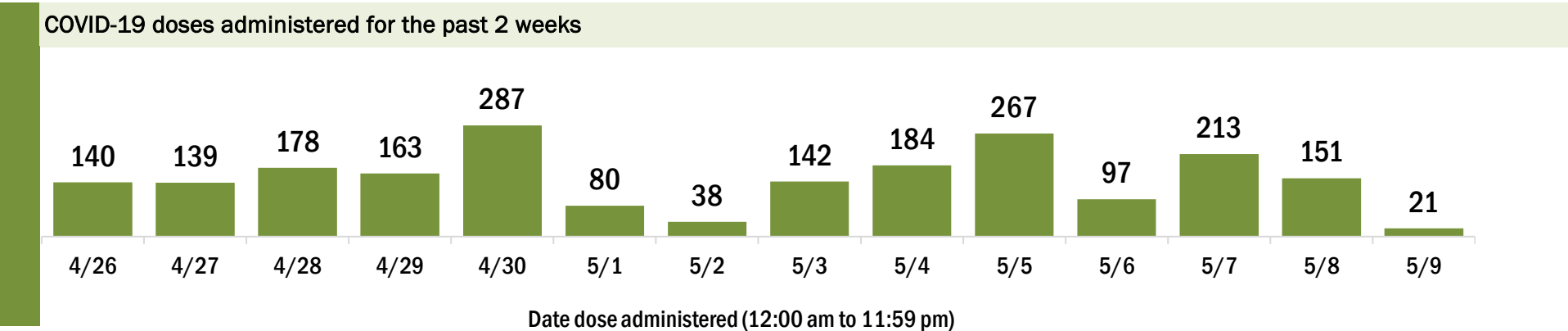
Data in this report are provisional and subject to change.

Data in this summary pertain to COVID-19 vaccines approved by the U.S. Food and Drug Administration and have been issued an Emergency Use Authorization (Janssen COVID-19 Vaccine, Moderna COVID-19 Vaccine and Pfizer-BioNTech COVID-19 Vaccine). These data summarize the number of people who have received either their first dose or have completed the series for a COVID-19 vaccine. **A person can only be counted in one category, first dose or series complete.** For persons receiving Moderna or Pfizer vaccines, once they receive their second dose, they are moved from the first dose column to the series completed column. **Because of this, the total first dose category may show a change from report to report not matching the total receiving their first dose from the previous day.** Persons receiving Johnson & Johnson vaccines will always be counted in the series completed column.

COVID-19 doses for vaccinated persons in Florida	
Doses administered	29,198
People receiving one dose of a 1-dose series (Johnson & Johnson) or receiving only one dose of a 2-dose series (Moderna, Pfizer) count once. Persons receiving both doses of a 2-dose series count twice.	

Current status of persons vaccinated for COVID-19 in Florida	
Total people vaccinated	17,182
First dose	3,344
Series completed	13,838
Completed 1-dose series	1,822
Completed 2-dose series	12,016
First dose: current number of people who have only received their first dose of the Moderna or Pfizer vaccine.	
Series complete: current number of people who have received both Moderna or Pfizer vaccine doses or one Johnson & Johnson dose and are considered fully immunized.	

Demographic summary	First dose	Series complete	Total people vaccinated
Age group	3,344	13,838	17,182
16-24 years	292	341	633
25-34 years	360	803	1,163
35-44 years	616	1,350	1,966
45-54 years	713	2,013	2,726
55-64 years	678	3,221	3,899
65-74 years	418	3,762	4,180
75-84 years	199	1,762	1,961
85+ years	68	586	654
Race	3,344	13,838	17,182
White	942	5,045	5,987
Black	1,377	5,999	7,376
American Indian/Alaskan	10	30	40
Other	555	1,837	2,392
Unknown	460	927	1,387
Other race includes Asian, native Hawaiian/Pacific Islander, or other.			
Ethnicity	3,344	13,838	17,182
Hispanic	503	608	1,111
Non-Hispanic	1,965	10,551	12,516
Unknown	876	2,679	3,555
Gender	3,344	13,838	17,182
Female	1,611	8,551	10,162
Male	1,733	5,287	7,020
Unknown	0	0	0



COVID-19: Gilchrist County vaccine summary

Vaccination data through May 9, 2021 as of May 10, 2021 at 12:05 AM

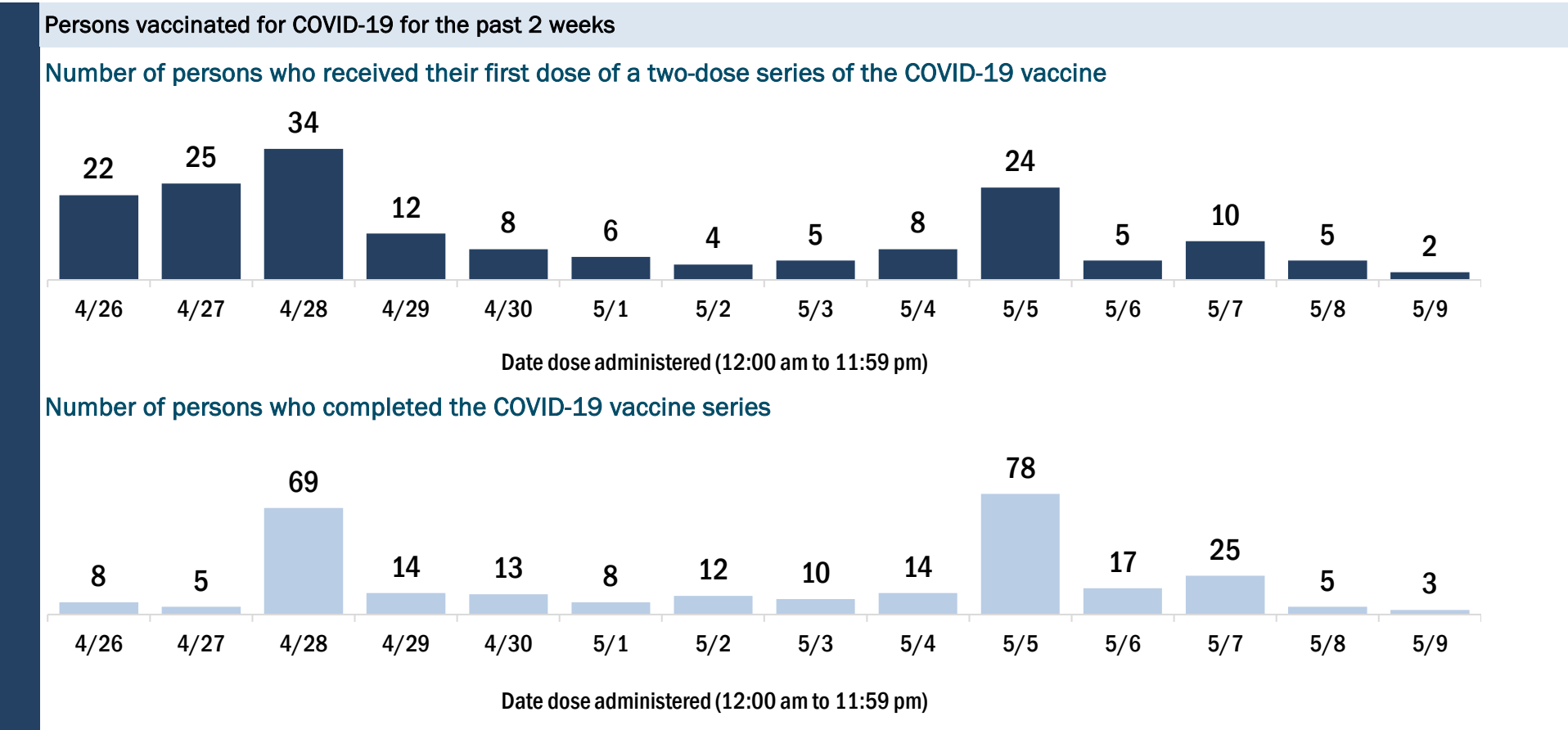
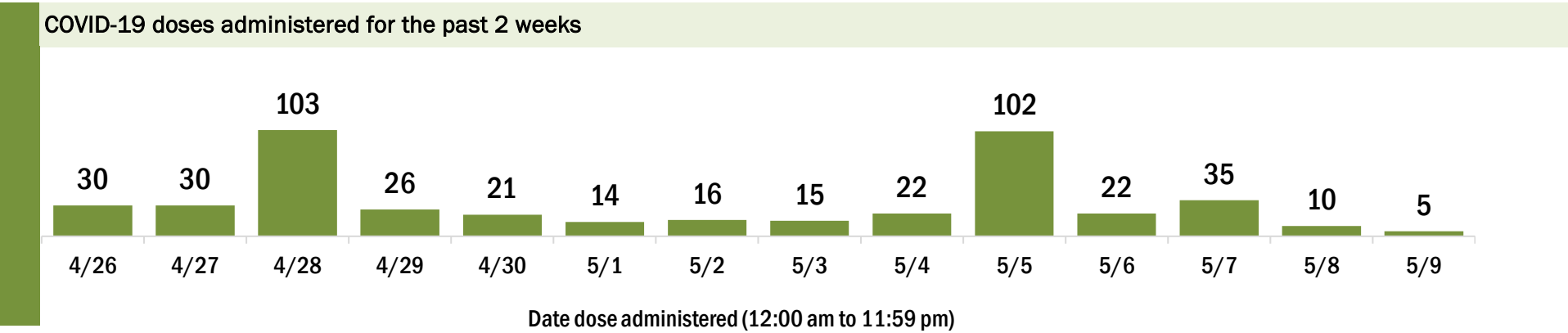
Data in this report are provisional and subject to change.

Data in this summary pertain to COVID-19 vaccines approved by the U.S. Food and Drug Administration and have been issued an Emergency Use Authorization (Janssen COVID-19 Vaccine, Moderna COVID-19 Vaccine and Pfizer-BioNTech COVID-19 Vaccine). These data summarize the number of people who have received either their first dose or have completed the series for a COVID-19 vaccine. **A person can only be counted in one category, first dose or series complete.** For persons receiving Moderna or Pfizer vaccines, once they receive their second dose, they are moved from the first dose column to the series completed column. **Because of this, the total first dose category may show a change from report to report not matching the total receiving their first dose from the previous day.** Persons receiving Johnson & Johnson vaccines will always be counted in the series completed column.

COVID-19 doses for vaccinated persons in Florida	
Doses administered	6,770
People receiving one dose of a 1-dose series (Johnson & Johnson) or receiving only one dose of a 2-dose series (Moderna, Pfizer) count once. Persons receiving both doses of a 2-dose series count twice.	

Current status of persons vaccinated for COVID-19 in Florida	
Total people vaccinated	3,980
First dose	739
Series completed	3,241
Completed 1-dose series	451
Completed 2-dose series	2,790
First dose: current number of people who have only received their first dose of the Moderna or Pfizer vaccine.	
Series complete: current number of people who have received both Moderna or Pfizer vaccine doses or one Johnson & Johnson dose and are considered fully immunized.	

Demographic summary	First dose	Series complete	Total people vaccinated
Age group	739	3,241	3,980
16-24 years	46	78	124
25-34 years	65	112	177
35-44 years	119	166	285
45-54 years	126	330	456
55-64 years	183	685	868
65-74 years	135	1,034	1,169
75-84 years	47	632	679
85+ years	18	204	222
Race	739	3,241	3,980
White	522	2,386	2,908
Black	48	54	102
American Indian/Alaskan	5	12	17
Other	57	240	297
Unknown	107	549	656
Other race includes Asian, native Hawaiian/Pacific Islander, or other.			
Ethnicity	739	3,241	3,980
Hispanic	50	85	135
Non-Hispanic	386	1,567	1,953
Unknown	303	1,589	1,892
Gender	739	3,241	3,980
Female	360	1,875	2,235
Male	379	1,365	1,744
Unknown	0	1	1



COVID-19: Glades County vaccine summary

Vaccination data through May 9, 2021 as of May 10, 2021 at 12:05 AM

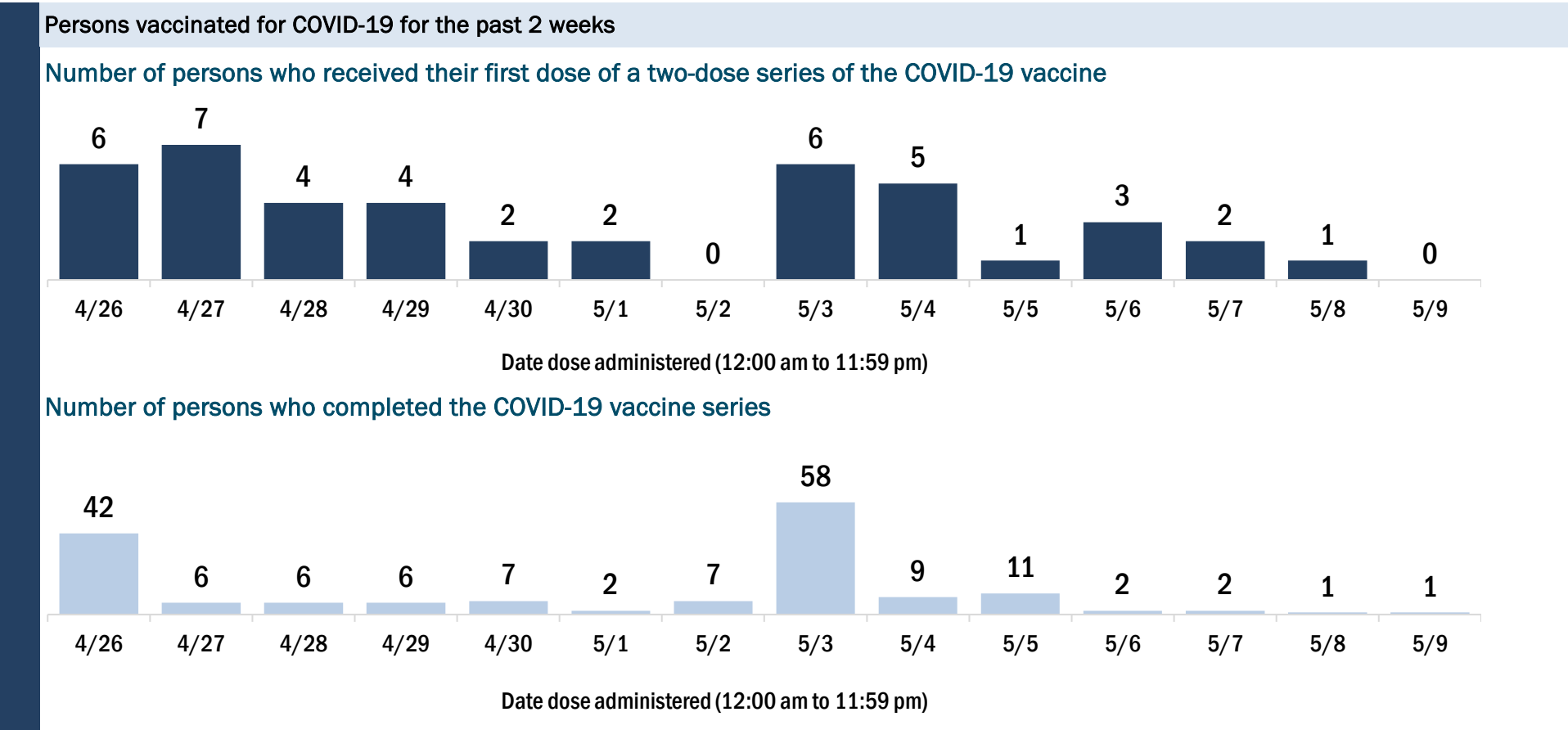
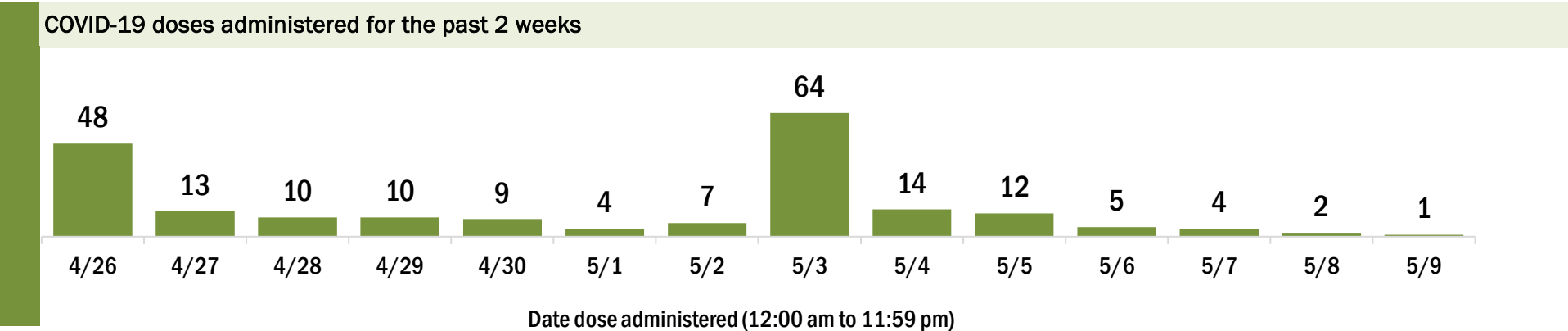
Data in this report are provisional and subject to change.

Data in this summary pertain to COVID-19 vaccines approved by the U.S. Food and Drug Administration and have been issued an Emergency Use Authorization (Janssen COVID-19 Vaccine, Moderna COVID-19 Vaccine and Pfizer-BioNTech COVID-19 Vaccine). These data summarize the number of people who have received either their first dose or have completed the series for a COVID-19 vaccine. **A person can only be counted in one category, first dose or series complete.** For persons receiving Moderna or Pfizer vaccines, once they receive their second dose, they are moved from the first dose column to the series completed column. **Because of this, the total first dose category may show a change from report to report not matching the total receiving their first dose from the previous day.** Persons receiving Johnson & Johnson vaccines will always be counted in the series completed column.

COVID-19 doses for vaccinated persons in Florida	
Doses administered	5,038
People receiving one dose of a 1-dose series (Johnson & Johnson) or receiving only one dose of a 2-dose series (Moderna, Pfizer) count once. Persons receiving both doses of a 2-dose series count twice.	

Current status of persons vaccinated for COVID-19 in Florida	
Total people vaccinated	2,998
First dose	722
Series completed	2,276
Completed 1-dose series	236
Completed 2-dose series	2,040
First dose: current number of people who have only received their first dose of the Moderna or Pfizer vaccine.	
Series complete: current number of people who have received both Moderna or Pfizer vaccine doses or one Johnson & Johnson dose and are considered fully immunized.	

Demographic summary	First dose	Series complete	Total people vaccinated
Age group	722	2,276	2,998
16-24 years	118	16	134
25-34 years	231	59	290
35-44 years	118	91	209
45-54 years	73	179	252
55-64 years	75	401	476
65-74 years	52	837	889
75-84 years	44	580	624
85+ years	11	113	124
Race	722	2,276	2,998
White	612	1,688	2,300
Black	27	120	147
American Indian/Alaskan	1	18	19
Other	31	115	146
Unknown	51	335	386
Other race includes Asian, native Hawaiian/Pacific Islander, or other.			
Ethnicity	722	2,276	2,998
Hispanic	471	132	603
Non-Hispanic	124	1,082	1,206
Unknown	127	1,062	1,189
Gender	722	2,276	2,998
Female	141	1,071	1,212
Male	581	1,205	1,786
Unknown	0	0	0



COVID-19: Gulf County vaccine summary

Vaccination data through May 9, 2021 as of May 10, 2021 at 12:05 AM

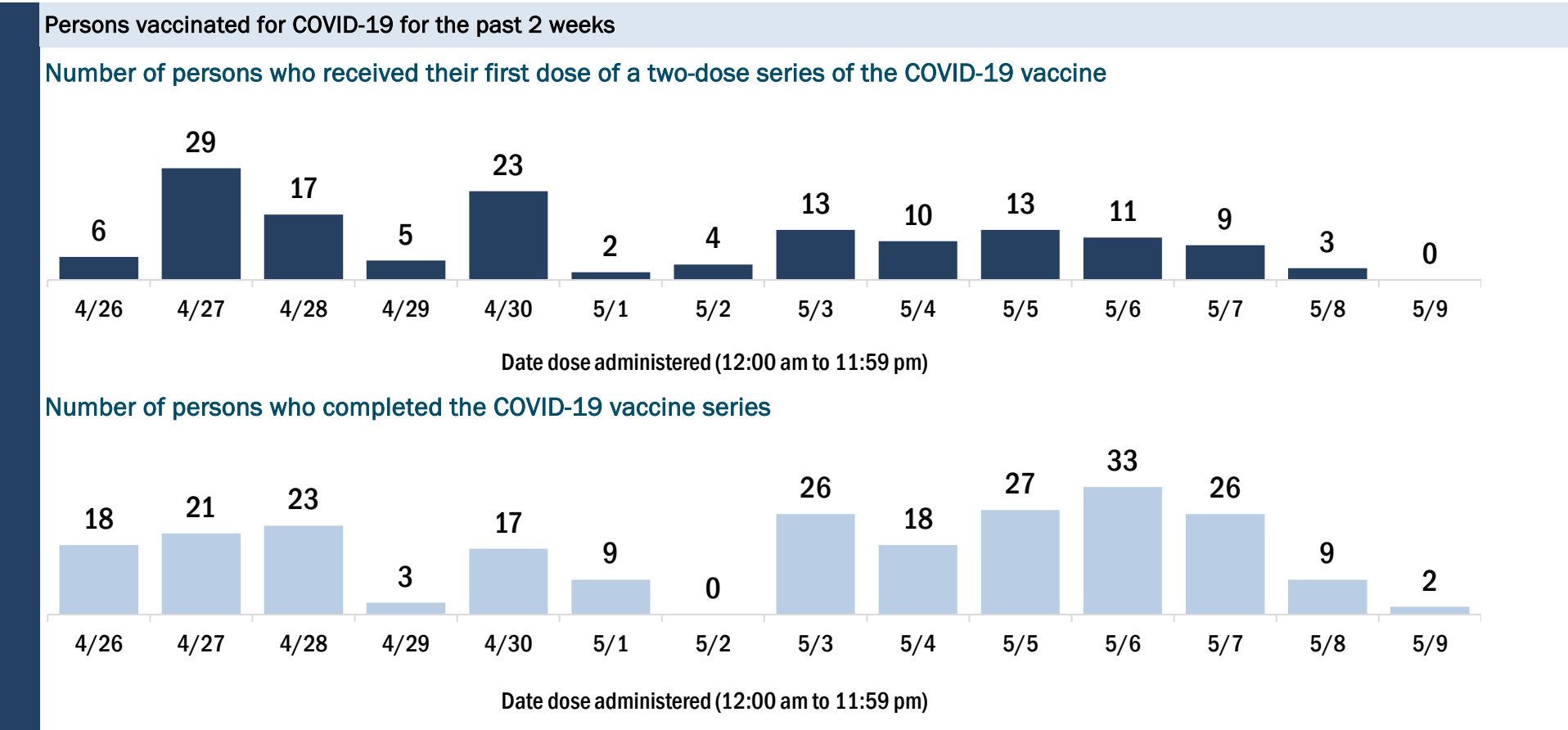
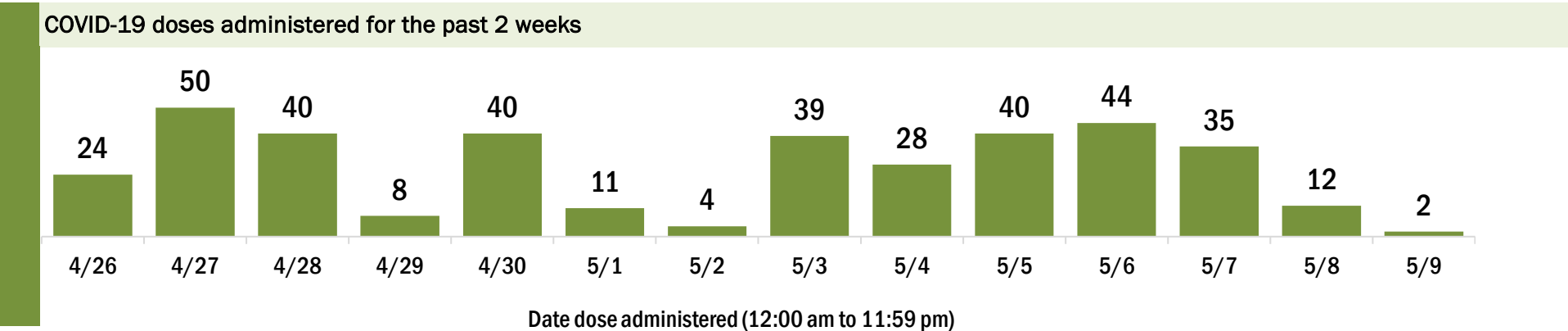
Data in this report are provisional and subject to change.

Data in this summary pertain to COVID-19 vaccines approved by the U.S. Food and Drug Administration and have been issued an Emergency Use Authorization (Janssen COVID-19 Vaccine, Moderna COVID-19 Vaccine and Pfizer-BioNTech COVID-19 Vaccine). These data summarize the number of people who have received either their first dose or have completed the series for a COVID-19 vaccine. **A person can only be counted in one category, first dose or series complete.** For persons receiving Moderna or Pfizer vaccines, once they receive their second dose, they are moved from the first dose column to the series completed column. **Because of this, the total first dose category may show a change from report to report not matching the total receiving their first dose from the previous day.** Persons receiving Johnson & Johnson vaccines will always be counted in the series completed column.

COVID-19 doses for vaccinated persons in Florida	
Doses administered	8,149
People receiving one dose of a 1-dose series (Johnson & Johnson) or receiving only one dose of a 2-dose series (Moderna, Pfizer) count once. Persons receiving both doses of a 2-dose series count twice.	

Current status of persons vaccinated for COVID-19 in Florida	
Total people vaccinated	4,761
First dose	1,118
Series completed	3,643
Completed 1-dose series	255
Completed 2-dose series	3,388
First dose: current number of people who have only received their first dose of the Moderna or Pfizer vaccine.	
Series complete: current number of people who have received both Moderna or Pfizer vaccine doses or one Johnson & Johnson dose and are considered fully immunized.	

Demographic summary	First dose	Series complete	Total people vaccinated
Age group	1,118	3,643	4,761
16-24 years	58	63	121
25-34 years	153	93	246
35-44 years	179	151	330
45-54 years	234	309	543
55-64 years	272	651	923
65-74 years	135	1,482	1,617
75-84 years	78	703	781
85+ years	9	191	200
Race	1,118	3,643	4,761
White	767	3,194	3,961
Black	264	270	534
American Indian/Alaskan	2	12	14
Other	66	100	166
Unknown	19	67	86
Other race includes Asian, native Hawaiian/Pacific Islander, or other.			
Ethnicity	1,118	3,643	4,761
Hispanic	18	44	62
Non-Hispanic	507	3,231	3,738
Unknown	593	368	961
Gender	1,118	3,643	4,761
Female	402	1,912	2,314
Male	716	1,731	2,447
Unknown	0	0	0



COVID-19: Hamilton County vaccine summary

Vaccination data through May 9, 2021 as of May 10, 2021 at 12:05 AM

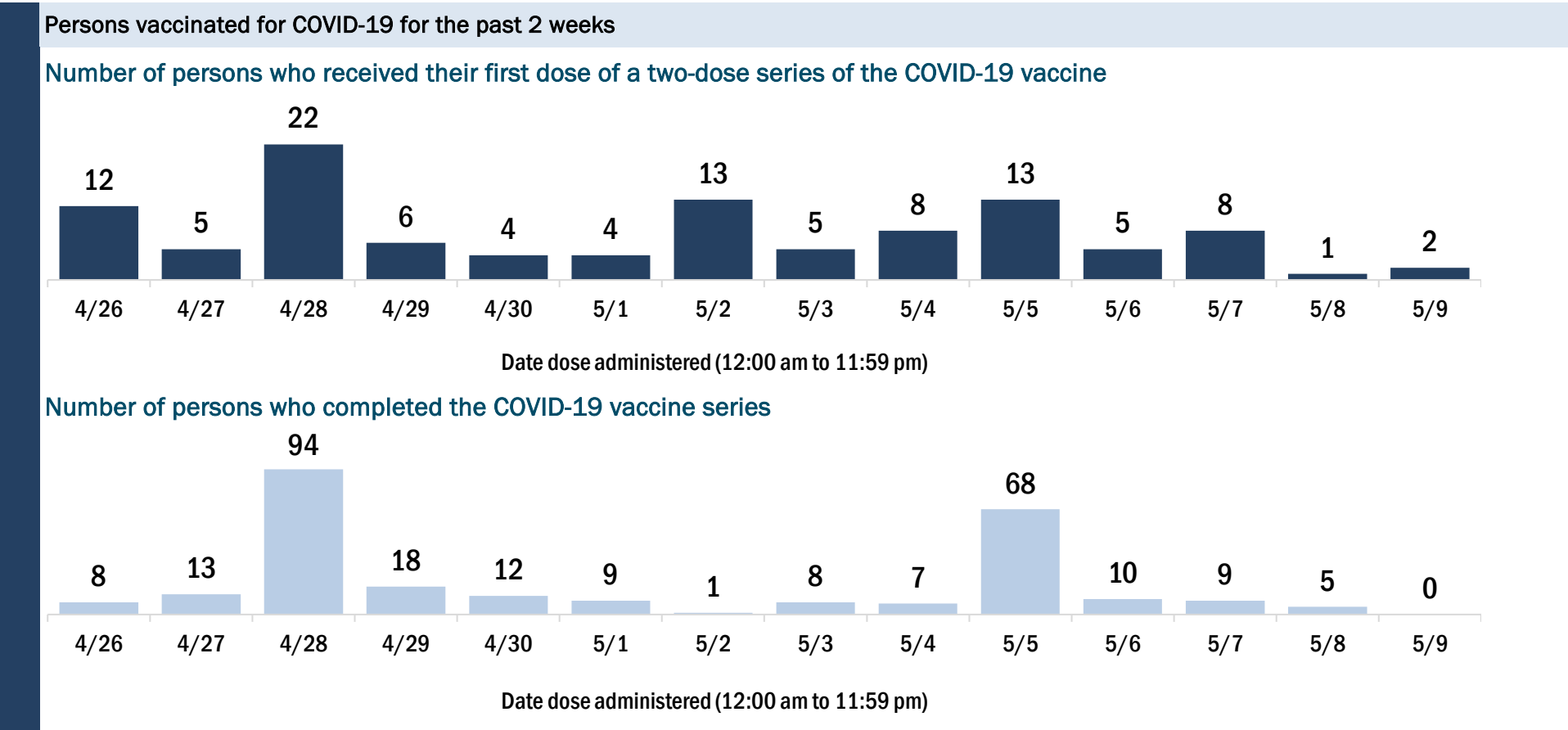
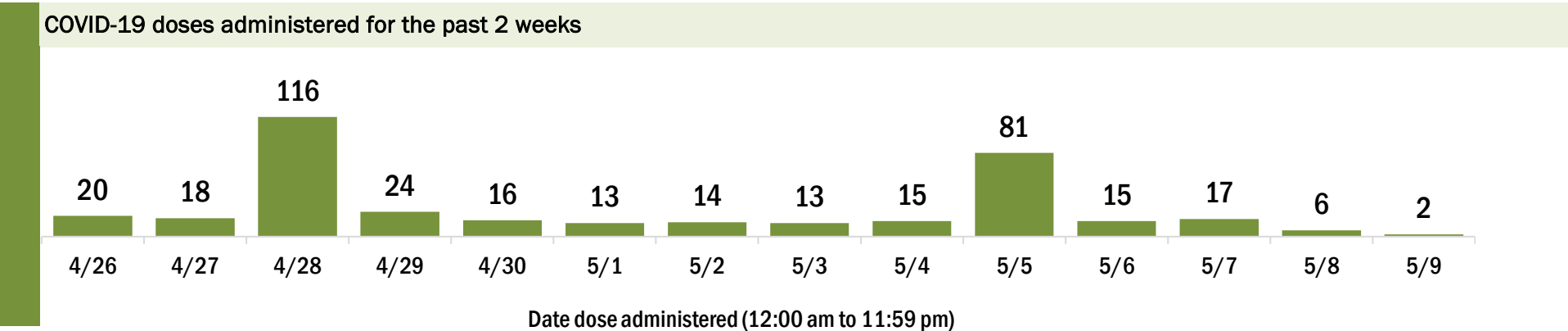
Data in this report are provisional and subject to change.

Data in this summary pertain to COVID-19 vaccines approved by the U.S. Food and Drug Administration and have been issued an Emergency Use Authorization (Janssen COVID-19 Vaccine, Moderna COVID-19 Vaccine and Pfizer-BioNTech COVID-19 Vaccine). These data summarize the number of people who have received either their first dose or have completed the series for a COVID-19 vaccine. **A person can only be counted in one category, first dose or series complete.** For persons receiving Moderna or Pfizer vaccines, once they receive their second dose, they are moved from the first dose column to the series completed column. **Because of this, the total first dose category may show a change from report to report not matching the total receiving their first dose from the previous day.** Persons receiving Johnson & Johnson vaccines will always be counted in the series completed column.

COVID-19 doses for vaccinated persons in Florida	
Doses administered	5,536
People receiving one dose of a 1-dose series (Johnson & Johnson) or receiving only one dose of a 2-dose series (Moderna, Pfizer) count once. Persons receiving both doses of a 2-dose series count twice.	

Current status of persons vaccinated for COVID-19 in Florida	
Total people vaccinated	3,318
First dose	867
Series completed	2,451
Completed 1-dose series	233
Completed 2-dose series	2,218
First dose: current number of people who have only received their first dose of the Moderna or Pfizer vaccine.	
Series complete: current number of people who have received both Moderna or Pfizer vaccine doses or one Johnson & Johnson dose and are considered fully immunized.	

Demographic summary	First dose	Series complete	Total people vaccinated
Age group	867	2,451	3,318
16-24 years	38	46	84
25-34 years	140	60	200
35-44 years	166	112	278
45-54 years	171	224	395
55-64 years	190	541	731
65-74 years	93	917	1,010
75-84 years	39	445	484
85+ years	30	106	136
Race	867	2,451	3,318
White	438	1,484	1,922
Black	309	592	901
American Indian/Alaskan	6	3	9
Other	86	143	229
Unknown	28	229	257
Other race includes Asian, native Hawaiian/Pacific Islander, or other.			
Ethnicity	867	2,451	3,318
Hispanic	64	67	131
Non-Hispanic	680	1,479	2,159
Unknown	123	905	1,028
Gender	867	2,451	3,318
Female	252	1,377	1,629
Male	615	1,074	1,689
Unknown	0	0	0



COVID-19: Hardee County vaccine summary

Vaccination data through May 9, 2021 as of May 10, 2021 at 12:05 AM

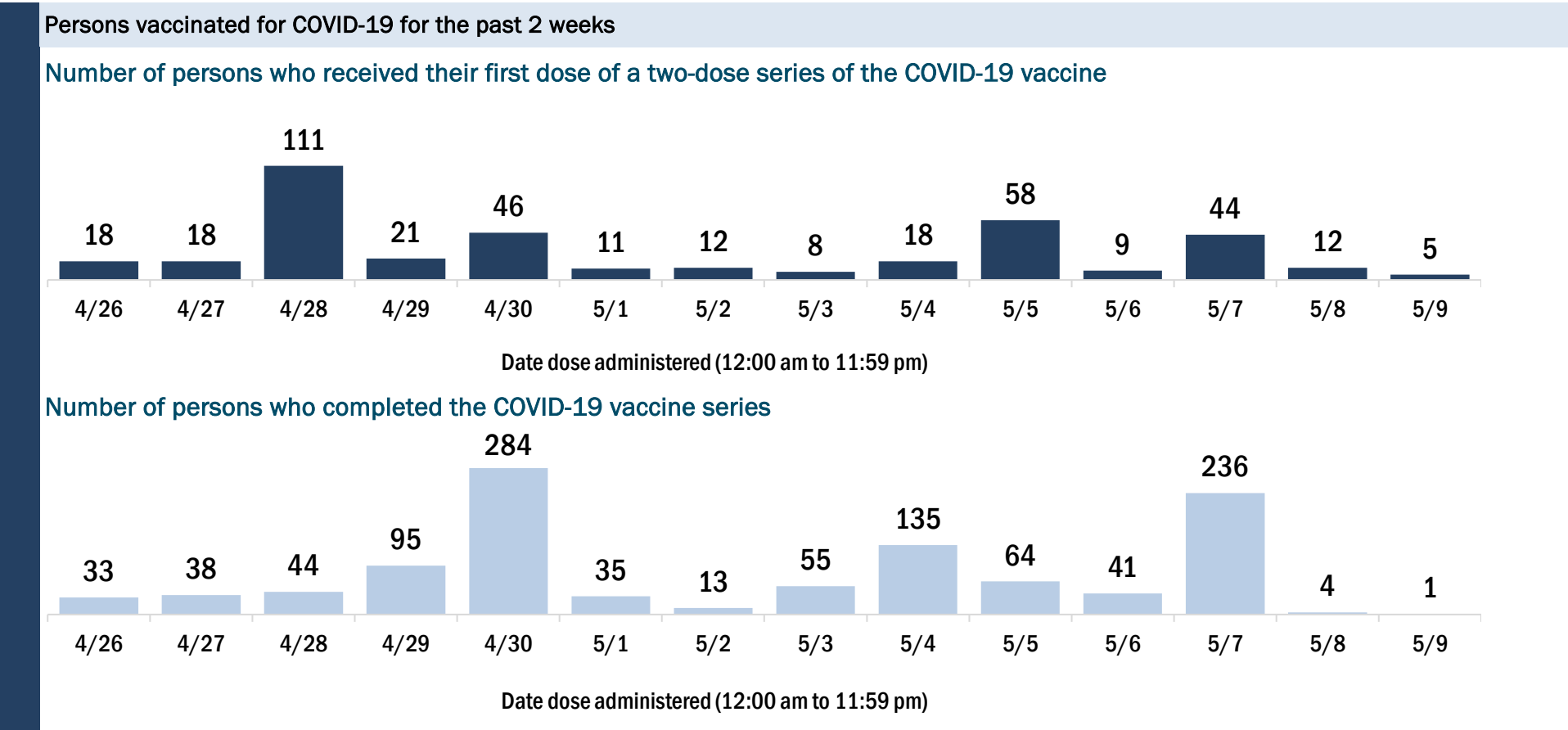
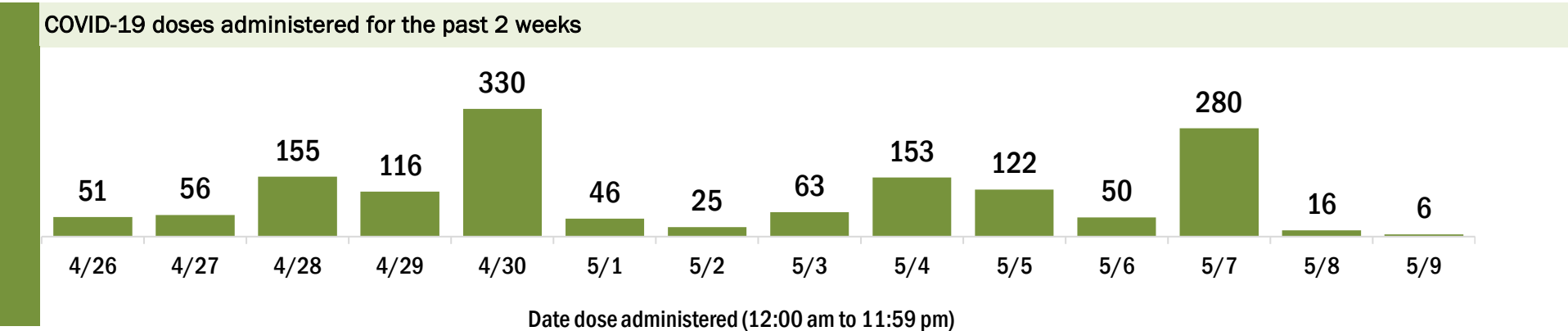
Data in this report are provisional and subject to change.

Data in this summary pertain to COVID-19 vaccines approved by the U.S. Food and Drug Administration and have been issued an Emergency Use Authorization (Janssen COVID-19 Vaccine, Moderna COVID-19 Vaccine and Pfizer-BioNTech COVID-19 Vaccine). These data summarize the number of people who have received either their first dose or have completed the series for a COVID-19 vaccine. **A person can only be counted in one category, first dose or series complete.** For persons receiving Moderna or Pfizer vaccines, once they receive their second dose, they are moved from the first dose column to the series completed column. **Because of this, the total first dose category may show a change from report to report not matching the total receiving their first dose from the previous day.** Persons receiving Johnson & Johnson vaccines will always be counted in the series completed column.

COVID-19 doses for vaccinated persons in Florida	
Doses administered	11,394
People receiving one dose of a 1-dose series (Johnson & Johnson) or receiving only one dose of a 2-dose series (Moderna, Pfizer) count once. Persons receiving both doses of a 2-dose series count twice.	

Current status of persons vaccinated for COVID-19 in Florida	
Total people vaccinated	6,919
First dose	2,040
Series completed	4,879
Completed 1-dose series	404
Completed 2-dose series	4,475
First dose: current number of people who have only received their first dose of the Moderna or Pfizer vaccine.	
Series complete: current number of people who have received both Moderna or Pfizer vaccine doses or one Johnson & Johnson dose and are considered fully immunized.	

Demographic summary	First dose	Series complete	Total people vaccinated
Age group	2,040	4,879	6,919
16-24 years	164	172	336
25-34 years	288	290	578
35-44 years	364	303	667
45-54 years	432	512	944
55-64 years	422	866	1,288
65-74 years	239	1,473	1,712
75-84 years	104	985	1,089
85+ years	27	278	305
Race	2,040	4,879	6,919
White	1,388	3,956	5,344
Black	329	199	528
American Indian/Alaskan	5	26	31
Other	236	483	719
Unknown	82	215	297
Other race includes Asian, native Hawaiian/Pacific Islander, or other.			
Ethnicity	2,040	4,879	6,919
Hispanic	713	924	1,637
Non-Hispanic	999	3,404	4,403
Unknown	328	551	879
Gender	2,040	4,879	6,919
Female	663	2,530	3,193
Male	1,376	2,347	3,723
Unknown	1	2	3



COVID-19: Hendry County vaccine summary

Vaccination data through May 9, 2021 as of May 10, 2021 at 12:05 AM

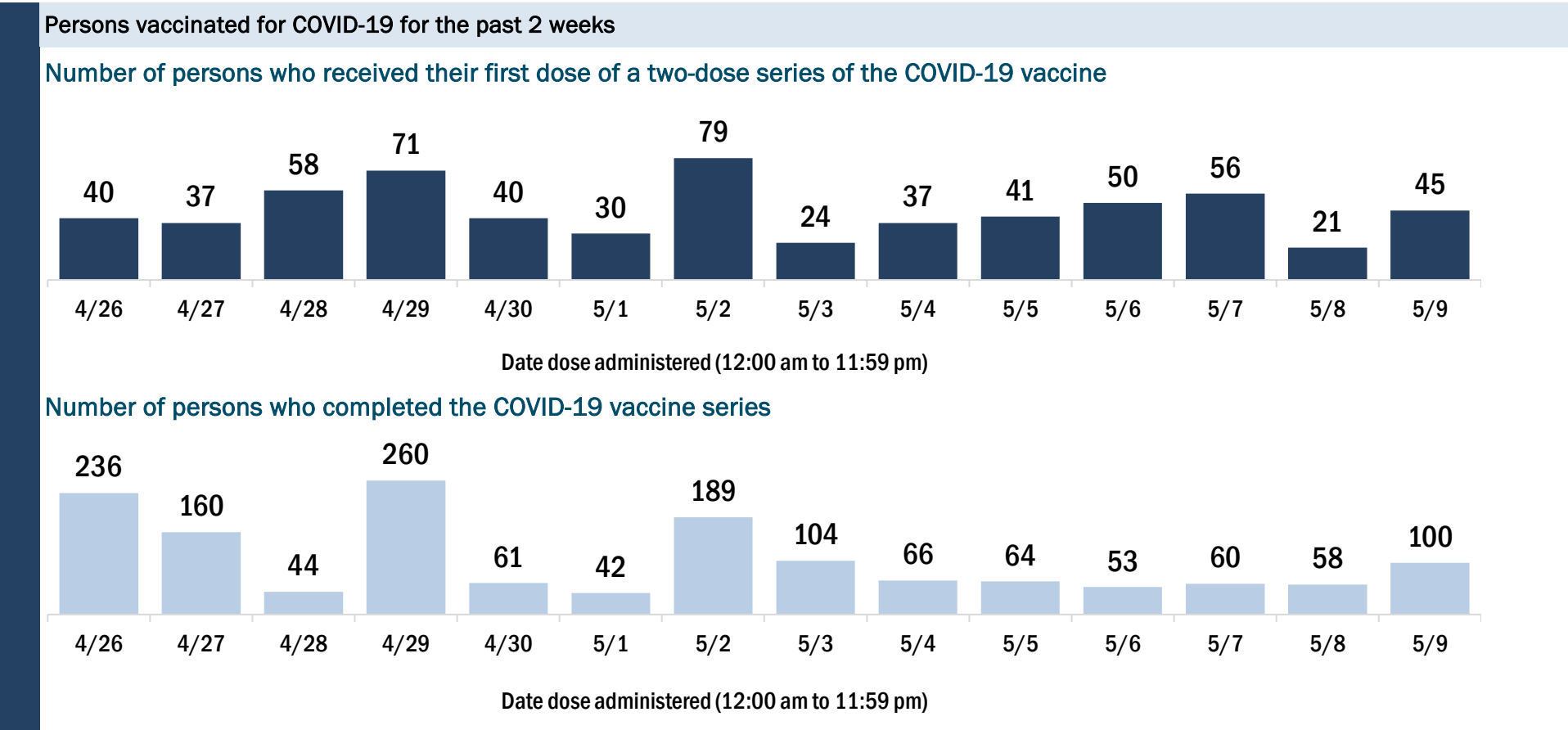
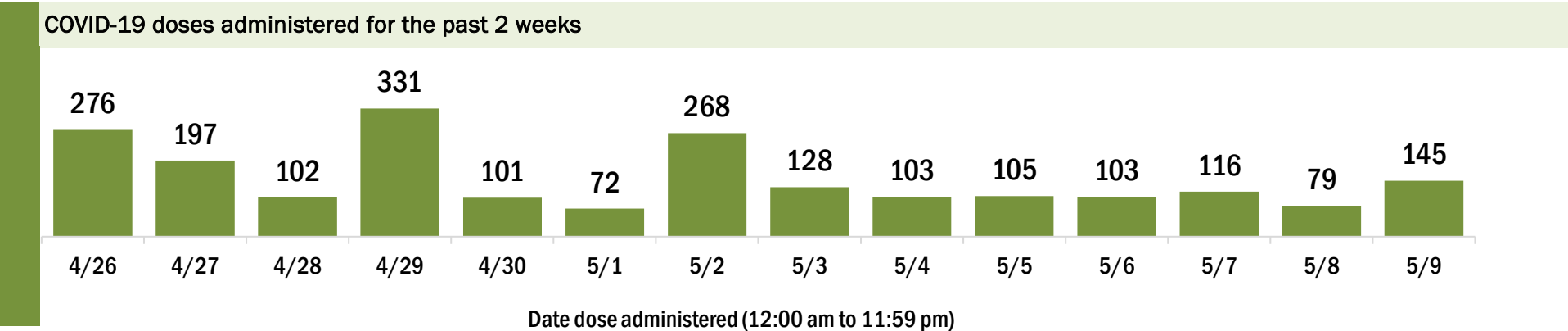
Data in this report are provisional and subject to change.

Data in this summary pertain to COVID-19 vaccines approved by the U.S. Food and Drug Administration and have been issued an Emergency Use Authorization (Janssen COVID-19 Vaccine, Moderna COVID-19 Vaccine and Pfizer-BioNTech COVID-19 Vaccine). These data summarize the number of people who have received either their first dose or have completed the series for a COVID-19 vaccine. **A person can only be counted in one category, first dose or series complete.** For persons receiving Moderna or Pfizer vaccines, once they receive their second dose, they are moved from the first dose column to the series completed column. **Because of this, the total first dose category may show a change from report to report not matching the total receiving their first dose from the previous day.** Persons receiving Johnson & Johnson vaccines will always be counted in the series completed column.

COVID-19 doses for vaccinated persons in Florida	
Doses administered	19,476
People receiving one dose of a 1-dose series (Johnson & Johnson) or receiving only one dose of a 2-dose series (Moderna, Pfizer) count once. Persons receiving both doses of a 2-dose series count twice.	

Current status of persons vaccinated for COVID-19 in Florida	
Total people vaccinated	12,058
First dose	3,387
Series completed	8,671
Completed 1-dose series	1,253
Completed 2-dose series	7,418
First dose: current number of people who have only received their first dose of the Moderna or Pfizer vaccine.	
Series complete: current number of people who have received both Moderna or Pfizer vaccine doses or one Johnson & Johnson dose and are considered fully immunized.	

Demographic summary	First dose	Series complete	Total people vaccinated
Age group	3,387	8,671	12,058
16-24 years	490	375	865
25-34 years	627	639	1,266
35-44 years	624	718	1,342
45-54 years	584	1,255	1,839
55-64 years	603	1,873	2,476
65-74 years	268	2,309	2,577
75-84 years	133	1,176	1,309
85+ years	58	326	384
Race	3,387	8,671	12,058
White	2,503	5,900	8,403
Black	169	581	750
American Indian/Alaskan	5	26	31
Other	417	1,362	1,779
Unknown	293	802	1,095
Other race includes Asian, native Hawaiian/Pacific Islander, or other.			
Ethnicity	3,387	8,671	12,058
Hispanic	1,957	2,808	4,765
Non-Hispanic	728	3,407	4,135
Unknown	702	2,456	3,158
Gender	3,387	8,671	12,058
Female	1,284	4,317	5,601
Male	2,101	4,352	6,453
Unknown	2	2	4



COVID-19: Hernando County vaccine summary

Vaccination data through May 9, 2021 as of May 10, 2021 at 12:05 AM

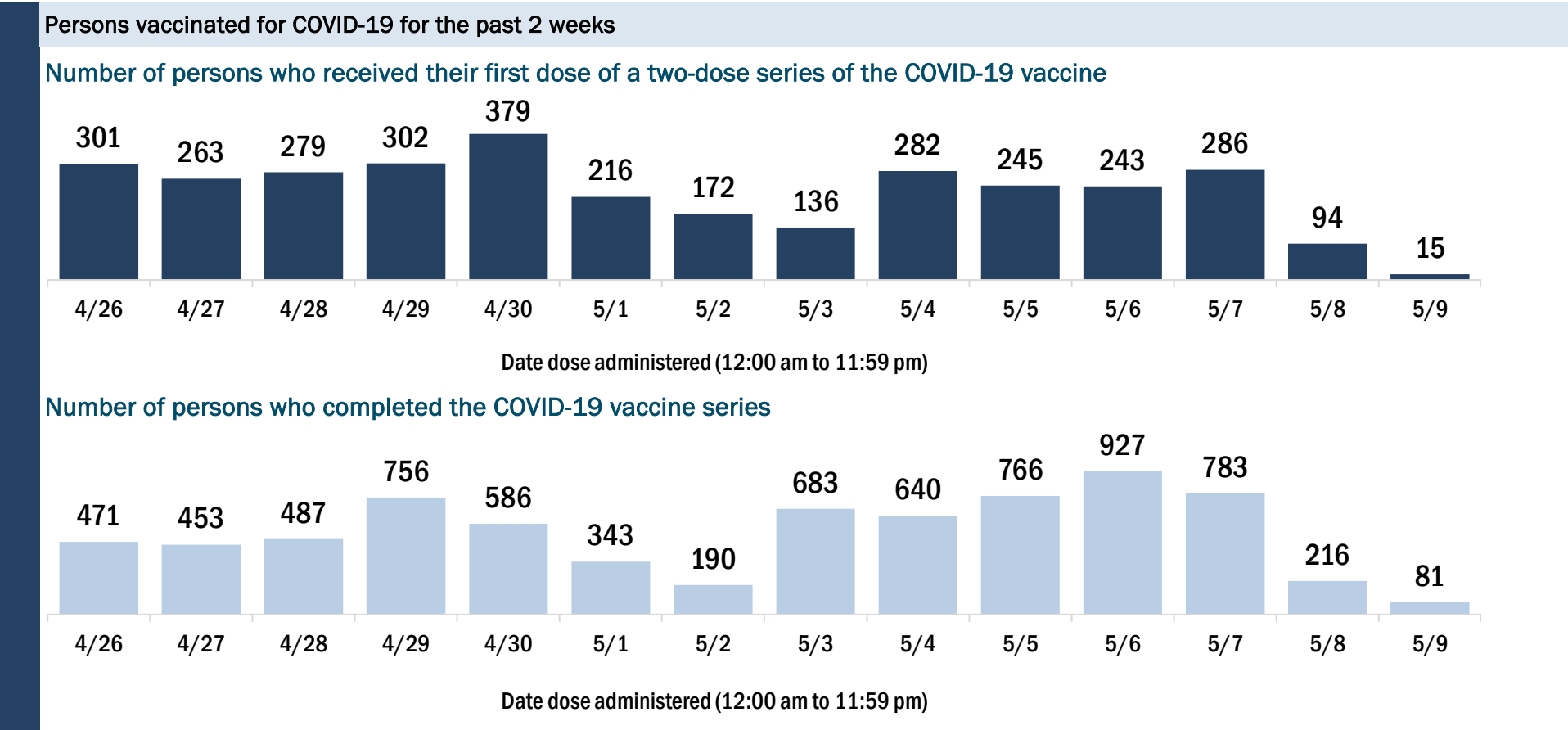
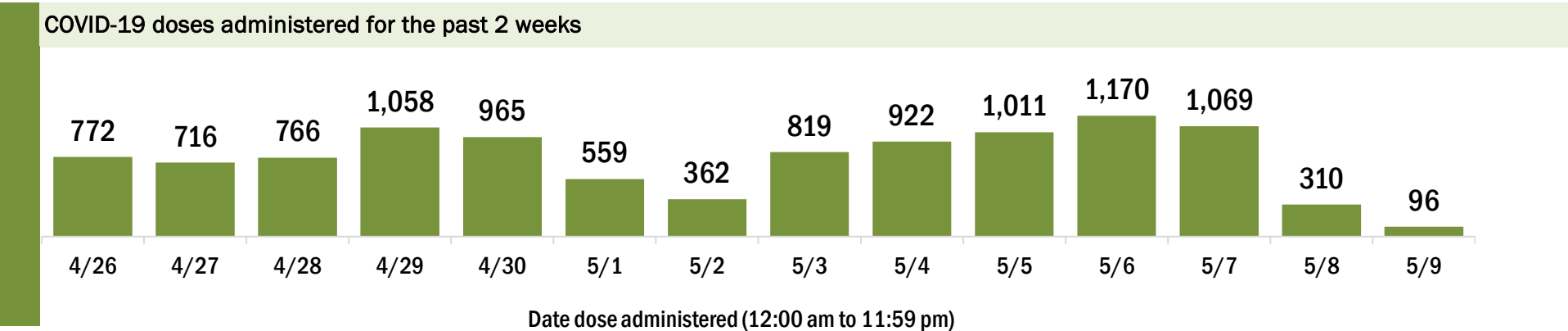
Data in this report are provisional and subject to change.

Data in this summary pertain to COVID-19 vaccines approved by the U.S. Food and Drug Administration and have been issued an Emergency Use Authorization (Janssen COVID-19 Vaccine, Moderna COVID-19 Vaccine and Pfizer-BioNTech COVID-19 Vaccine). These data summarize the number of people who have received either their first dose or have completed the series for a COVID-19 vaccine. **A person can only be counted in one category, first dose or series complete.** For persons receiving Moderna or Pfizer vaccines, once they receive their second dose, they are moved from the first dose column to the series completed column. **Because of this, the total first dose category may show a change from report to report not matching the total receiving their first dose from the previous day.** Persons receiving Johnson & Johnson vaccines will always be counted in the series completed column.

COVID-19 doses for vaccinated persons in Florida	
Doses administered	120,364
People receiving one dose of a 1-dose series (Johnson & Johnson) or receiving only one dose of a 2-dose series (Moderna, Pfizer) count once. Persons receiving both doses of a 2-dose series count twice.	

Current status of persons vaccinated for COVID-19 in Florida	
Total people vaccinated	70,230
First dose	14,712
Series completed	55,518
Completed 1-dose series	5,384
Completed 2-dose series	50,134
First dose: current number of people who have only received their first dose of the Moderna or Pfizer vaccine.	
Series complete: current number of people who have received both Moderna or Pfizer vaccine doses or one Johnson & Johnson dose and are considered fully immunized.	

Demographic summary	First dose	Series complete	Total people vaccinated
Age group	14,712	55,518	70,230
16-24 years	1,244	1,392	2,636
25-34 years	1,385	2,000	3,385
35-44 years	1,699	3,038	4,737
45-54 years	2,197	5,608	7,805
55-64 years	2,994	10,816	13,810
65-74 years	2,684	17,699	20,383
75-84 years	1,771	11,404	13,175
85+ years	738	3,561	4,299
Race	14,712	55,518	70,230
White	10,012	40,064	50,076
Black	534	1,448	1,982
American Indian/Alaskan	75	180	255
Other	1,228	3,973	5,201
Unknown	2,863	9,853	12,716
Other race includes Asian, native Hawaiian/Pacific Islander, or other.			
Ethnicity	14,712	55,518	70,230
Hispanic	1,411	3,021	4,432
Non-Hispanic	7,348	31,317	38,665
Unknown	5,953	21,180	27,133
Gender	14,712	55,518	70,230
Female	8,160	31,822	39,982
Male	6,540	23,661	30,201
Unknown	12	35	47



COVID-19: Highlands County vaccine summary

Vaccination data through May 9, 2021 as of May 10, 2021 at 12:05 AM

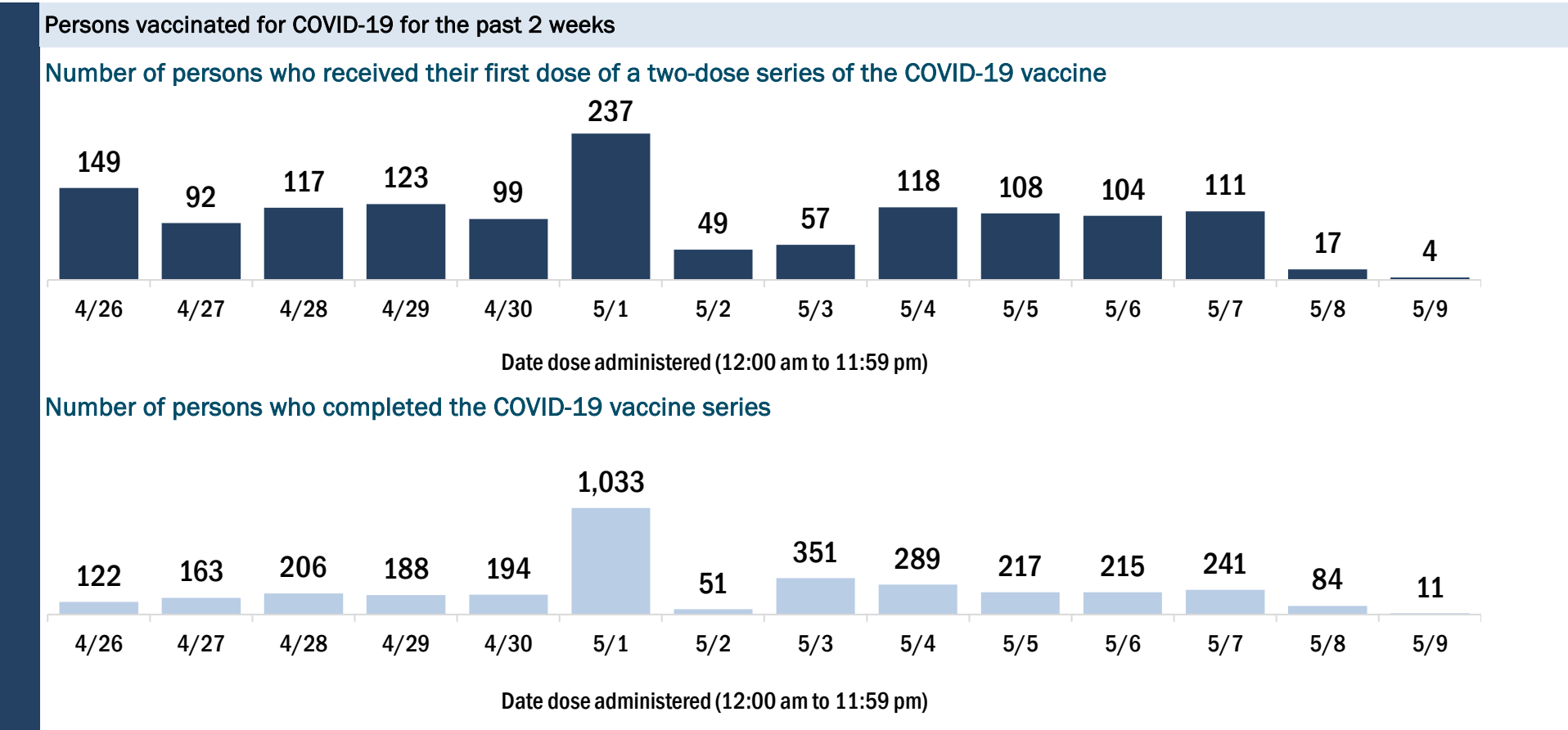
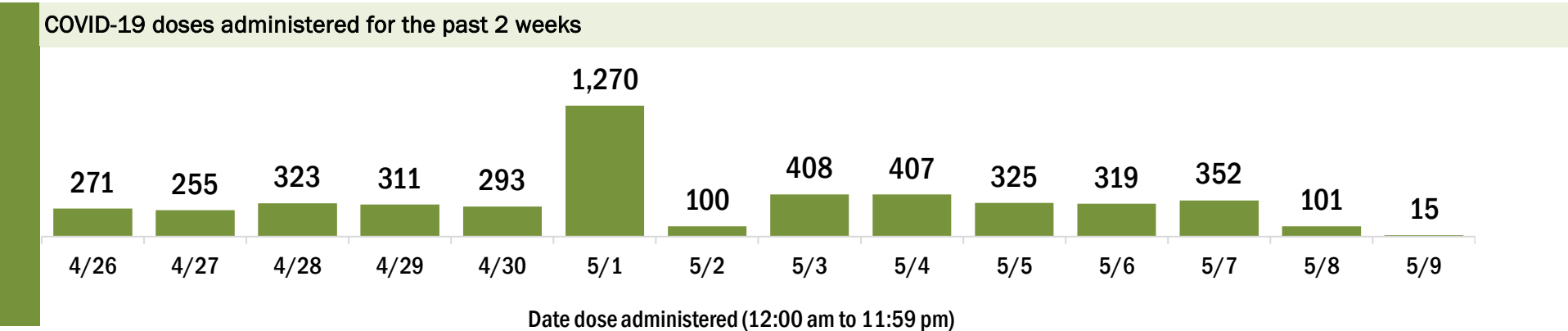
Data in this report are provisional and subject to change.

Data in this summary pertain to COVID-19 vaccines approved by the U.S. Food and Drug Administration and have been issued an Emergency Use Authorization (Janssen COVID-19 Vaccine, Moderna COVID-19 Vaccine and Pfizer-BioNTech COVID-19 Vaccine). These data summarize the number of people who have received either their first dose or have completed the series for a COVID-19 vaccine. **A person can only be counted in one category, first dose or series complete.** For persons receiving Moderna or Pfizer vaccines, once they receive their second dose, they are moved from the first dose column to the series completed column. **Because of this, the total first dose category may show a change from report to report not matching the total receiving their first dose from the previous day.** Persons receiving Johnson & Johnson vaccines will always be counted in the series completed column.

COVID-19 doses for vaccinated persons in Florida	
Doses administered	72,321
People receiving one dose of a 1-dose series (Johnson & Johnson) or receiving only one dose of a 2-dose series (Moderna, Pfizer) count once. Persons receiving both doses of a 2-dose series count twice.	

Current status of persons vaccinated for COVID-19 in Florida	
Total people vaccinated	43,153
First dose	12,794
Series completed	30,359
Completed 1-dose series	1,191
Completed 2-dose series	29,168
First dose: current number of people who have only received their first dose of the Moderna or Pfizer vaccine.	
Series complete: current number of people who have received both Moderna or Pfizer vaccine doses or one Johnson & Johnson dose and are considered fully immunized.	

Demographic summary	First dose	Series complete	Total people vaccinated
Age group	12,794	30,359	43,153
16-24 years	572	422	994
25-34 years	642	767	1,409
35-44 years	826	1,018	1,844
45-54 years	1,182	1,926	3,108
55-64 years	2,235	4,917	7,152
65-74 years	3,620	10,705	14,325
75-84 years	2,809	8,293	11,102
85+ years	908	2,311	3,219
Race	12,794	30,359	43,153
White	9,765	24,839	34,604
Black	670	1,057	1,727
American Indian/Alaskan	141	208	349
Other	917	1,947	2,864
Unknown	1,301	2,308	3,609
Other race includes Asian, native Hawaiian/Pacific Islander, or other.			
Ethnicity	12,794	30,359	43,153
Hispanic	1,677	2,265	3,942
Non-Hispanic	7,816	22,241	30,057
Unknown	3,301	5,853	9,154
Gender	12,794	30,359	43,153
Female	6,785	16,448	23,233
Male	5,990	13,893	19,883
Unknown	19	18	37



COVID-19: Hillsborough County vaccine summary

Vaccination data through May 9, 2021 as of May 10, 2021 at 12:05 AM

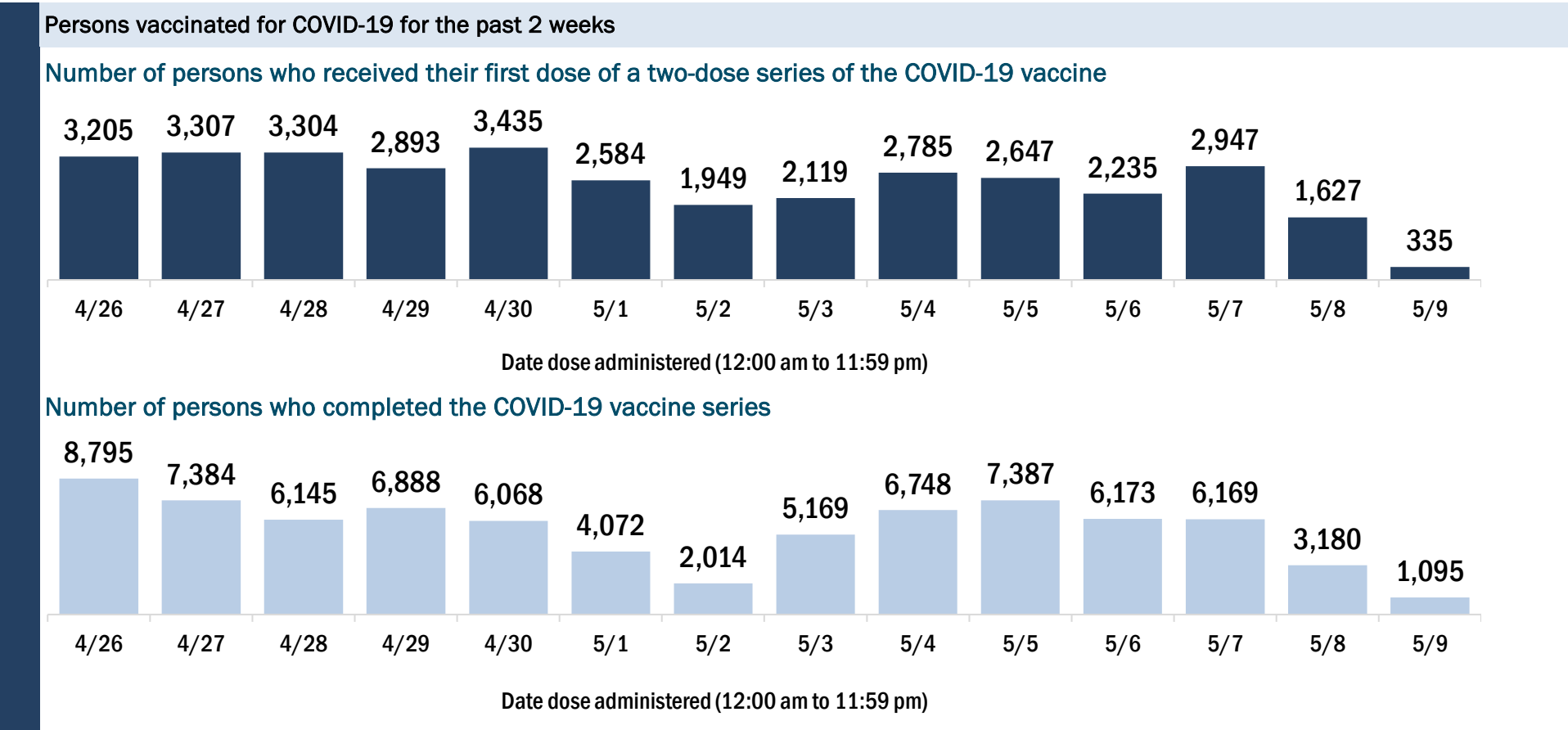
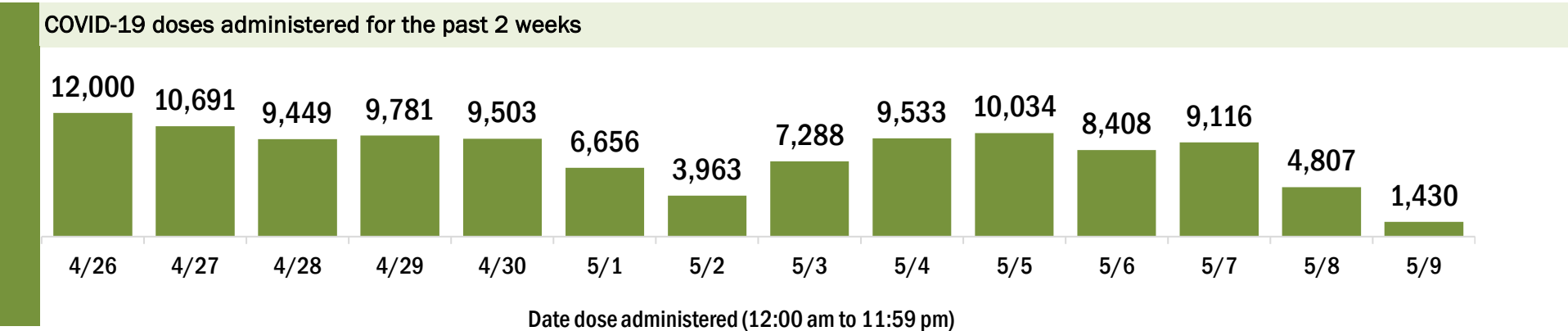
Data in this report are provisional and subject to change.

Data in this summary pertain to COVID-19 vaccines approved by the U.S. Food and Drug Administration and have been issued an Emergency Use Authorization (Janssen COVID-19 Vaccine, Moderna COVID-19 Vaccine and Pfizer-BioNTech COVID-19 Vaccine). These data summarize the number of people who have received either their first dose or have completed the series for a COVID-19 vaccine. **A person can only be counted in one category, first dose or series complete.** For persons receiving Moderna or Pfizer vaccines, once they receive their second dose, they are moved from the first dose column to the series completed column. **Because of this, the total first dose category may show a change from report to report not matching the total receiving their first dose from the previous day.** Persons receiving Johnson & Johnson vaccines will always be counted in the series completed column.

COVID-19 doses for vaccinated persons in Florida	
Doses administered	940,373
People receiving one dose of a 1-dose series (Johnson & Johnson) or receiving only one dose of a 2-dose series (Moderna, Pfizer) count once. Persons receiving both doses of a 2-dose series count twice.	

Current status of persons vaccinated for COVID-19 in Florida	
Total people vaccinated	576,055
First dose	156,610
Series completed	419,445
Completed 1-dose series	55,127
Completed 2-dose series	364,318
First dose: current number of people who have only received their first dose of the Moderna or Pfizer vaccine.	
Series complete: current number of people who have received both Moderna or Pfizer vaccine doses or one Johnson & Johnson dose and are considered fully immunized.	

Demographic summary	First dose	Series complete	Total people vaccinated
Age group	156,610	419,445	576,055
16-24 years	18,349	28,476	46,825
25-34 years	22,226	46,383	68,609
35-44 years	22,391	59,198	81,589
45-54 years	21,642	73,314	94,956
55-64 years	21,631	88,715	110,346
65-74 years	29,956	73,873	103,829
75-84 years	15,395	36,527	51,922
85+ years	5,020	12,959	17,979
Race	156,610	419,445	576,055
White	94,175	272,690	366,865
Black	11,604	28,152	39,756
American Indian/Alaskan	705	1,141	1,846
Other	22,535	58,013	80,548
Unknown	27,591	59,449	87,040
Other race includes Asian, native Hawaiian/Pacific Islander, or other.			
Ethnicity	156,610	419,445	576,055
Hispanic	25,856	45,915	71,771
Non-Hispanic	74,069	241,912	315,981
Unknown	56,685	131,618	188,303
Gender	156,610	419,445	576,055
Female	82,193	233,867	316,060
Male	74,158	185,304	259,462
Unknown	259	274	533



COVID-19: Holmes County vaccine summary

Vaccination data through May 9, 2021 as of May 10, 2021 at 12:05 AM

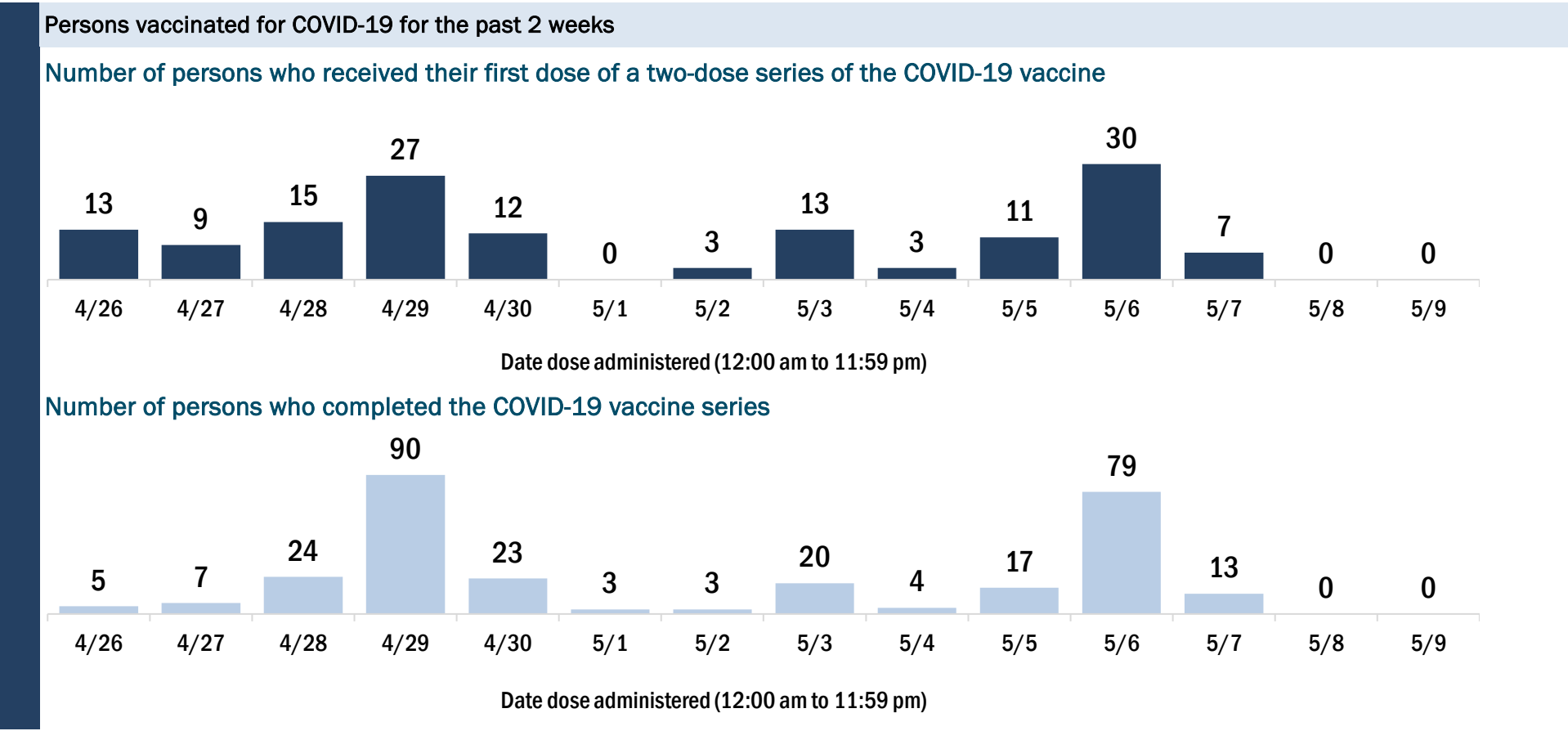
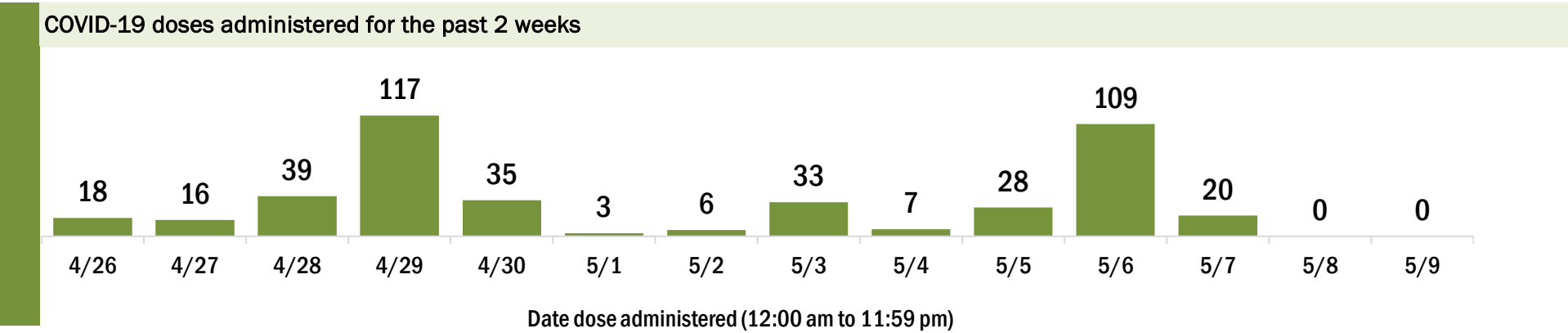
Data in this report are provisional and subject to change.

Data in this summary pertain to COVID-19 vaccines approved by the U.S. Food and Drug Administration and have been issued an Emergency Use Authorization (Janssen COVID-19 Vaccine, Moderna COVID-19 Vaccine and Pfizer-BioNTech COVID-19 Vaccine). These data summarize the number of people who have received either their first dose or have completed the series for a COVID-19 vaccine. **A person can only be counted in one category, first dose or series complete.** For persons receiving Moderna or Pfizer vaccines, once they receive their second dose, they are moved from the first dose column to the series completed column. **Because of this, the total first dose category may show a change from report to report not matching the total receiving their first dose from the previous day.** Persons receiving Johnson & Johnson vaccines will always be counted in the series completed column.

COVID-19 doses for vaccinated persons in Florida	
Doses administered	7,070
People receiving one dose of a 1-dose series (Johnson & Johnson) or receiving only one dose of a 2-dose series (Moderna, Pfizer) count once. Persons receiving both doses of a 2-dose series count twice.	

Current status of persons vaccinated for COVID-19 in Florida	
Total people vaccinated	4,221
First dose	1,037
Series completed	3,184
Completed 1-dose series	335
Completed 2-dose series	2,849
First dose: current number of people who have only received their first dose of the Moderna or Pfizer vaccine.	
Series complete: current number of people who have received both Moderna or Pfizer vaccine doses or one Johnson & Johnson dose and are considered fully immunized.	

Demographic summary	First dose	Series complete	Total people vaccinated
Age group	1,037	3,184	4,221
16-24 years	57	51	108
25-34 years	124	99	223
35-44 years	166	175	341
45-54 years	199	303	502
55-64 years	232	651	883
65-74 years	148	1,038	1,186
75-84 years	85	681	766
85+ years	26	186	212
Race	1,037	3,184	4,221
White	734	2,753	3,487
Black	178	104	282
American Indian/Alaskan	9	34	43
Other	66	179	245
Unknown	50	114	164
Other race includes Asian, native Hawaiian/Pacific Islander, or other.			
Ethnicity	1,037	3,184	4,221
Hispanic	48	34	82
Non-Hispanic	835	2,674	3,509
Unknown	154	476	630
Gender	1,037	3,184	4,221
Female	340	1,750	2,090
Male	697	1,434	2,131
Unknown	0	0	0



COVID-19: Indian River County vaccine summary

Vaccination data through May 9, 2021 as of May 10, 2021 at 12:05 AM

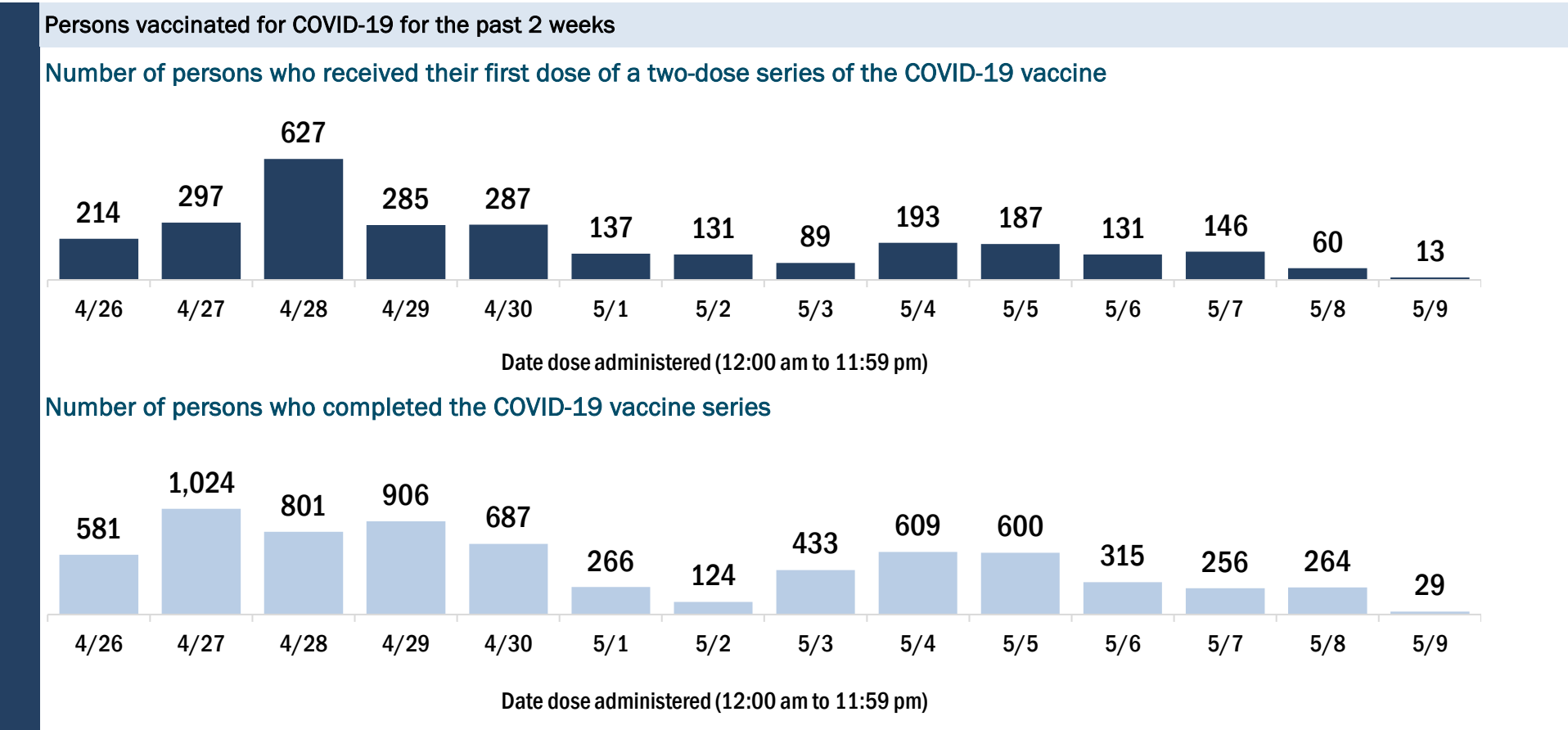
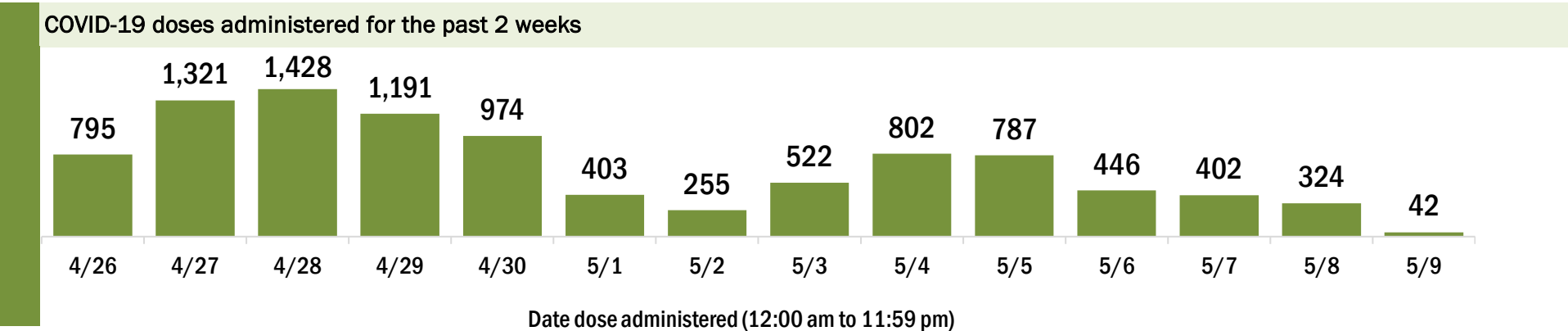
Data in this report are provisional and subject to change.

Data in this summary pertain to COVID-19 vaccines approved by the U.S. Food and Drug Administration and have been issued an Emergency Use Authorization (Janssen COVID-19 Vaccine, Moderna COVID-19 Vaccine and Pfizer-BioNTech COVID-19 Vaccine). These data summarize the number of people who have received either their first dose or have completed the series for a COVID-19 vaccine. **A person can only be counted in one category, first dose or series complete.** For persons receiving Moderna or Pfizer vaccines, once they receive their second dose, they are moved from the first dose column to the series completed column. **Because of this, the total first dose category may show a change from report to report not matching the total receiving their first dose from the previous day.** Persons receiving Johnson & Johnson vaccines will always be counted in the series completed column.

COVID-19 doses for vaccinated persons in Florida	
Doses administered	141,174
People receiving one dose of a 1-dose series (Johnson & Johnson) or receiving only one dose of a 2-dose series (Moderna, Pfizer) count once. Persons receiving both doses of a 2-dose series count twice.	

Current status of persons vaccinated for COVID-19 in Florida	
Total people vaccinated	83,090
First dose	22,530
Series completed	60,560
Completed 1-dose series	2,476
Completed 2-dose series	58,084
First dose: current number of people who have only received their first dose of the Moderna or Pfizer vaccine.	
Series complete: current number of people who have received both Moderna or Pfizer vaccine doses or one Johnson & Johnson dose and are considered fully immunized.	

Demographic summary	First dose	Series complete	Total people vaccinated
Age group	22,530	60,560	83,090
16-24 years	1,380	1,216	2,596
25-34 years	1,600	1,930	3,530
35-44 years	1,818	2,755	4,573
45-54 years	2,507	4,999	7,506
55-64 years	4,213	11,644	15,857
65-74 years	5,259	20,862	26,121
75-84 years	3,984	12,850	16,834
85+ years	1,769	4,304	6,073
Race	22,530	60,560	83,090
White	16,357	44,613	60,970
Black	1,159	1,885	3,044
American Indian/Alaskan	137	306	443
Other	1,640	4,195	5,835
Unknown	3,237	9,561	12,798
Other race includes Asian, native Hawaiian/Pacific Islander, or other.			
Ethnicity	22,530	60,560	83,090
Hispanic	2,160	2,641	4,801
Non-Hispanic	11,080	37,712	48,792
Unknown	9,290	20,207	29,497
Gender	22,530	60,560	83,090
Female	11,825	33,853	45,678
Male	10,679	26,671	37,350
Unknown	26	36	62



COVID-19: Jackson County vaccine summary

Vaccination data through May 9, 2021 as of May 10, 2021 at 12:05 AM

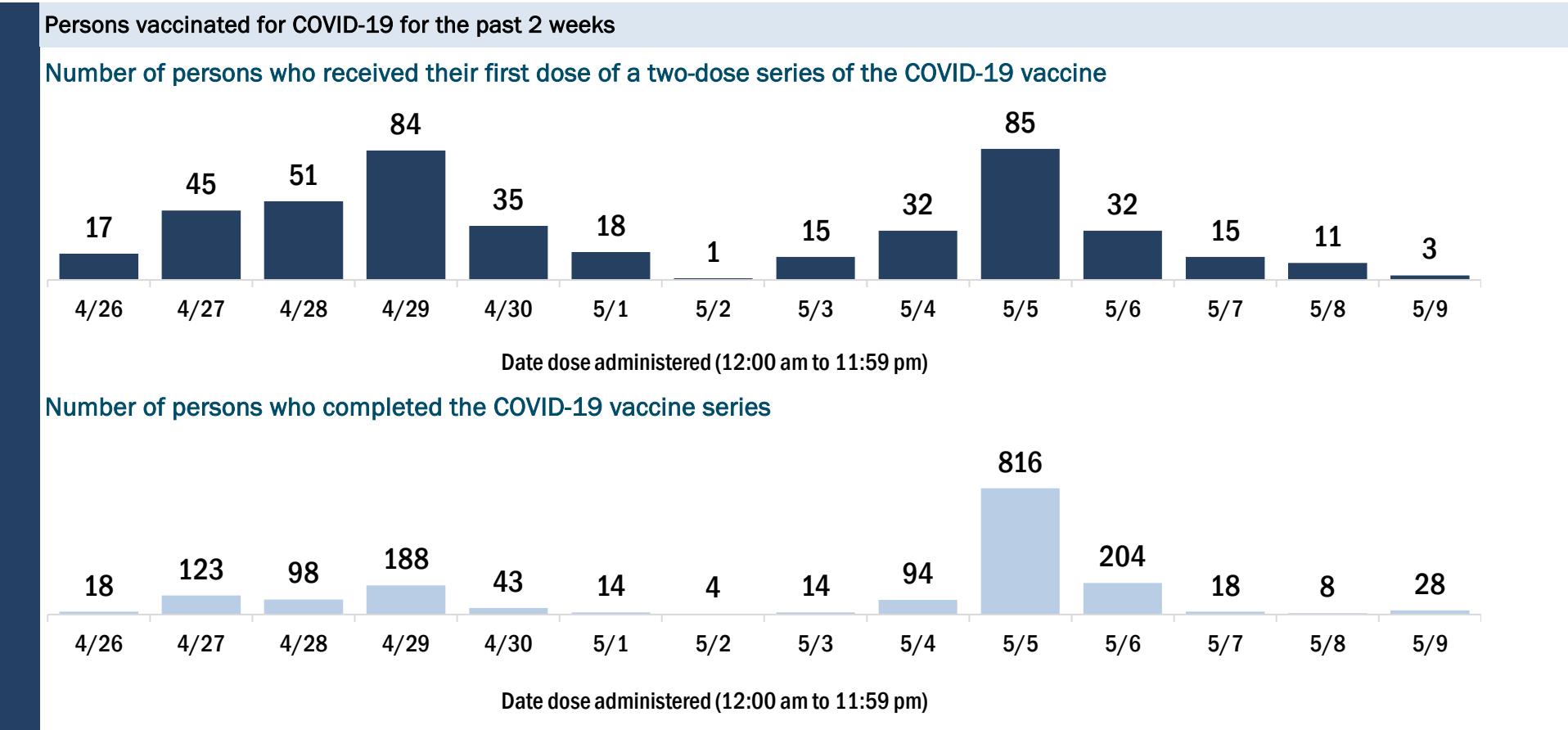
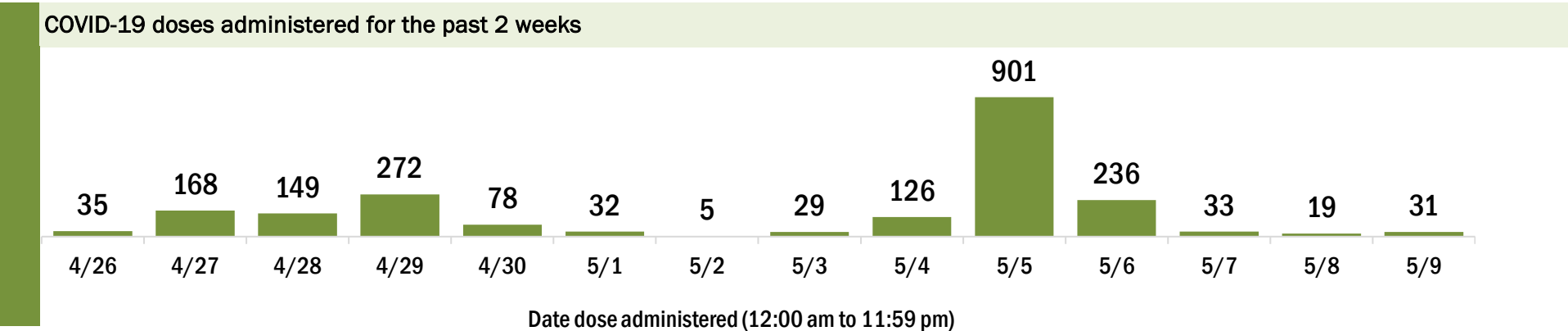
Data in this report are provisional and subject to change.

Data in this summary pertain to COVID-19 vaccines approved by the U.S. Food and Drug Administration and have been issued an Emergency Use Authorization (Janssen COVID-19 Vaccine, Moderna COVID-19 Vaccine and Pfizer-BioNTech COVID-19 Vaccine). These data summarize the number of people who have received either their first dose or have completed the series for a COVID-19 vaccine. **A person can only be counted in one category, first dose or series complete.** For persons receiving Moderna or Pfizer vaccines, once they receive their second dose, they are moved from the first dose column to the series completed column. **Because of this, the total first dose category may show a change from report to report not matching the total receiving their first dose from the previous day.** Persons receiving Johnson & Johnson vaccines will always be counted in the series completed column.

COVID-19 doses for vaccinated persons in Florida	
Doses administered	23,355
People receiving one dose of a 1-dose series (Johnson & Johnson) or receiving only one dose of a 2-dose series (Moderna, Pfizer) count once. Persons receiving both doses of a 2-dose series count twice.	

Current status of persons vaccinated for COVID-19 in Florida	
Total people vaccinated	13,633
First dose	3,046
Series completed	10,587
Completed 1-dose series	865
Completed 2-dose series	9,722
First dose: current number of people who have only received their first dose of the Moderna or Pfizer vaccine.	
Series complete: current number of people who have received both Moderna or Pfizer vaccine doses or one Johnson & Johnson dose and are considered fully immunized.	

Demographic summary	First dose	Series complete	Total people vaccinated
Age group	3,046	10,587	13,633
16-24 years	173	185	358
25-34 years	364	464	828
35-44 years	473	756	1,229
45-54 years	528	1,294	1,822
55-64 years	553	2,323	2,876
65-74 years	504	3,131	3,635
75-84 years	326	1,833	2,159
85+ years	125	601	726
Race	3,046	10,587	13,633
White	1,743	7,332	9,075
Black	819	2,251	3,070
American Indian/Alaskan	15	53	68
Other	176	443	619
Unknown	293	508	801
Other race includes Asian, native Hawaiian/Pacific Islander, or other.			
Ethnicity	3,046	10,587	13,633
Hispanic	150	236	386
Non-Hispanic	1,582	8,061	9,643
Unknown	1,314	2,290	3,604
Gender	3,046	10,587	13,633
Female	1,212	5,607	6,819
Male	1,833	4,980	6,813
Unknown	1	0	1



COVID-19: Jefferson County vaccine summary

Vaccination data through May 9, 2021 as of May 10, 2021 at 12:05 AM

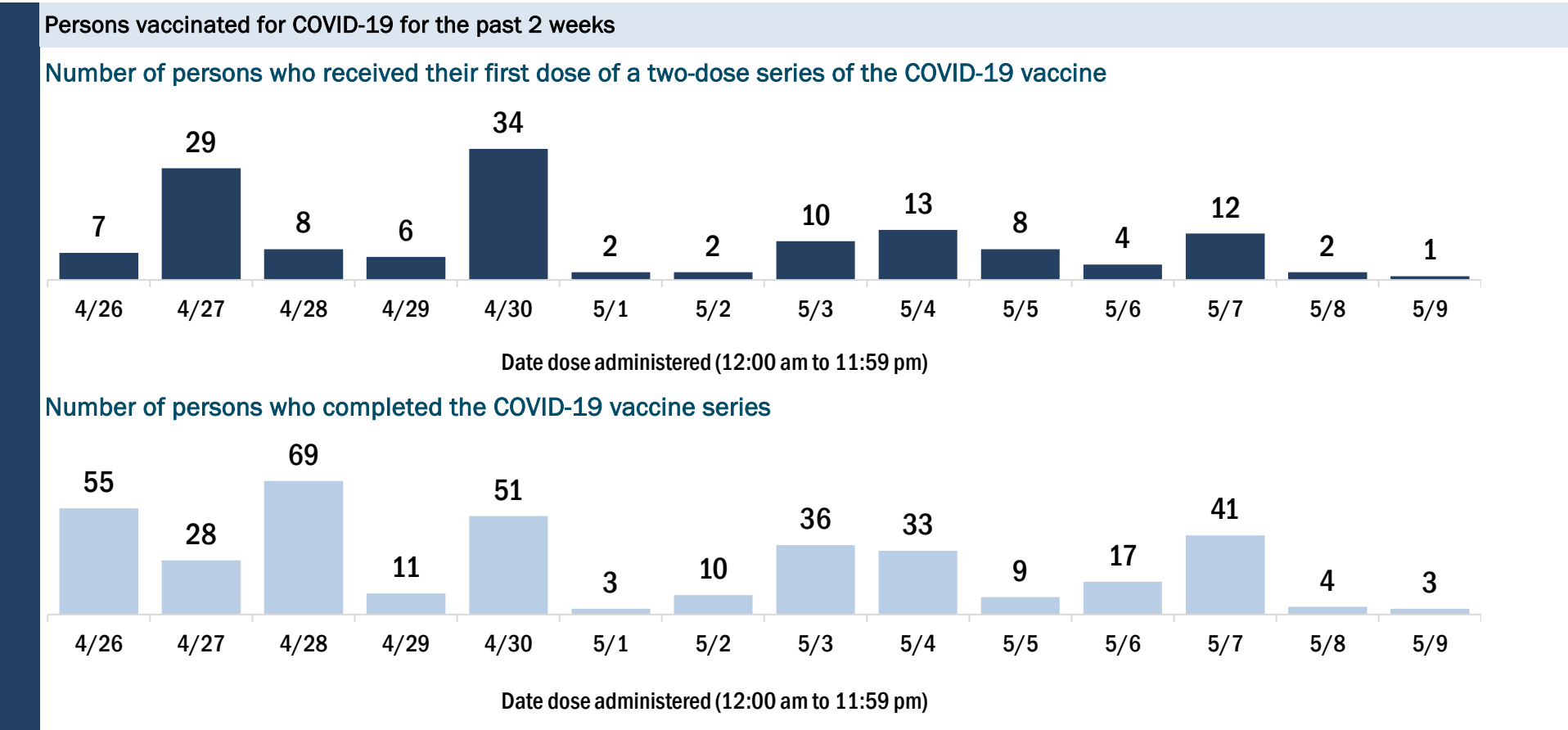
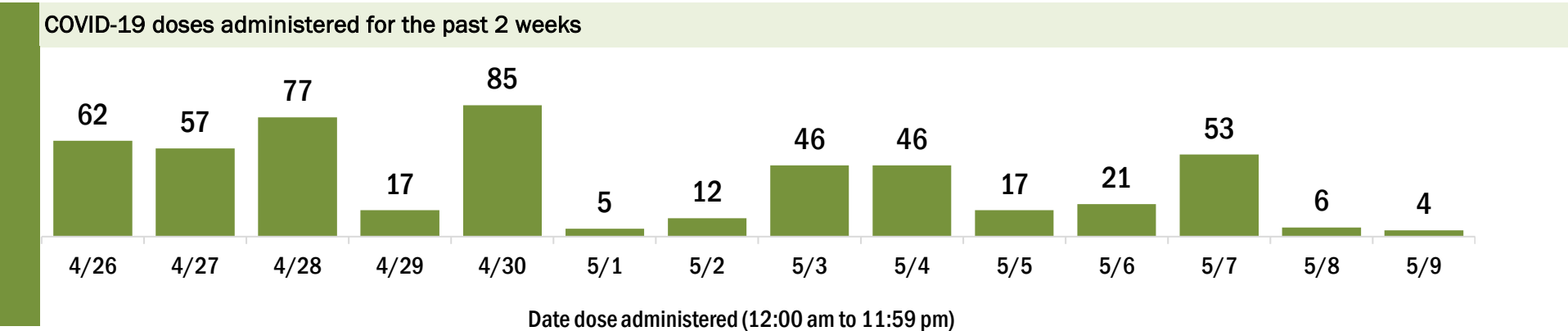
Data in this report are provisional and subject to change.

Data in this summary pertain to COVID-19 vaccines approved by the U.S. Food and Drug Administration and have been issued an Emergency Use Authorization (Janssen COVID-19 Vaccine, Moderna COVID-19 Vaccine and Pfizer-BioNTech COVID-19 Vaccine). These data summarize the number of people who have received either their first dose or have completed the series for a COVID-19 vaccine. **A person can only be counted in one category, first dose or series complete.** For persons receiving Moderna or Pfizer vaccines, once they receive their second dose, they are moved from the first dose column to the series completed column. **Because of this, the total first dose category may show a change from report to report not matching the total receiving their first dose from the previous day.** Persons receiving Johnson & Johnson vaccines will always be counted in the series completed column.

COVID-19 doses for vaccinated persons in Florida	
Doses administered	8,903
People receiving one dose of a 1-dose series (Johnson & Johnson) or receiving only one dose of a 2-dose series (Moderna, Pfizer) count once. Persons receiving both doses of a 2-dose series count twice.	

Current status of persons vaccinated for COVID-19 in Florida	
Total people vaccinated	5,136
First dose	1,073
Series completed	4,063
Completed 1-dose series	296
Completed 2-dose series	3,767
First dose: current number of people who have only received their first dose of the Moderna or Pfizer vaccine.	
Series complete: current number of people who have received both Moderna or Pfizer vaccine doses or one Johnson & Johnson dose and are considered fully immunized.	

Demographic summary	First dose	Series complete	Total people vaccinated
Age group	1,073	4,063	5,136
16-24 years	77	83	160
25-34 years	101	141	242
35-44 years	173	214	387
45-54 years	239	472	711
55-64 years	273	980	1,253
65-74 years	131	1,333	1,464
75-84 years	55	660	715
85+ years	24	180	204
Race	1,073	4,063	5,136
White	580	2,296	2,876
Black	337	941	1,278
American Indian/Alaskan	2	7	9
Other	92	553	645
Unknown	62	266	328
Other race includes Asian, native Hawaiian/Pacific Islander, or other.			
Ethnicity	1,073	4,063	5,136
Hispanic	26	93	119
Non-Hispanic	858	2,712	3,570
Unknown	189	1,258	1,447
Gender	1,073	4,063	5,136
Female	382	2,370	2,752
Male	691	1,693	2,384
Unknown	0	0	0



COVID-19: Lafayette County vaccine summary

Vaccination data through May 9, 2021 as of May 10, 2021 at 12:05 AM

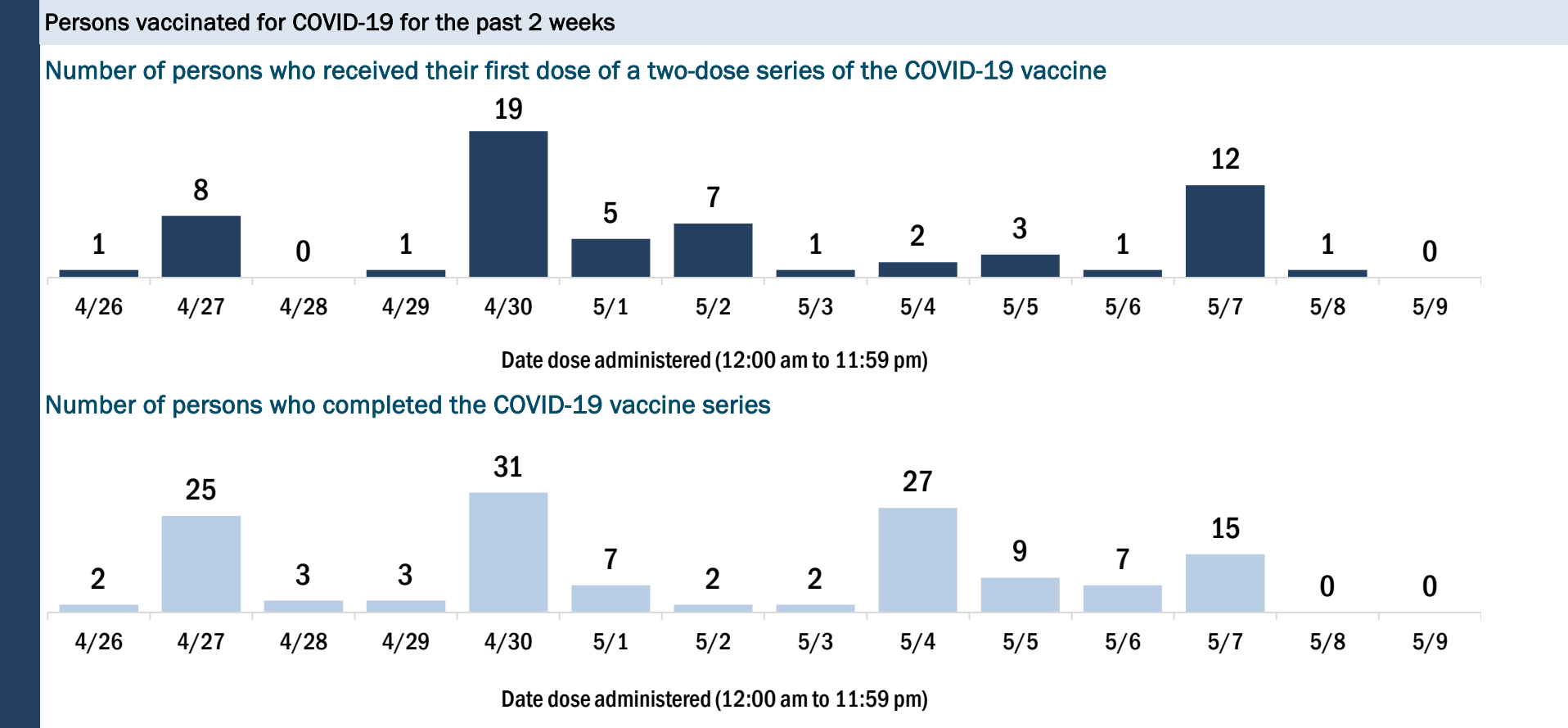
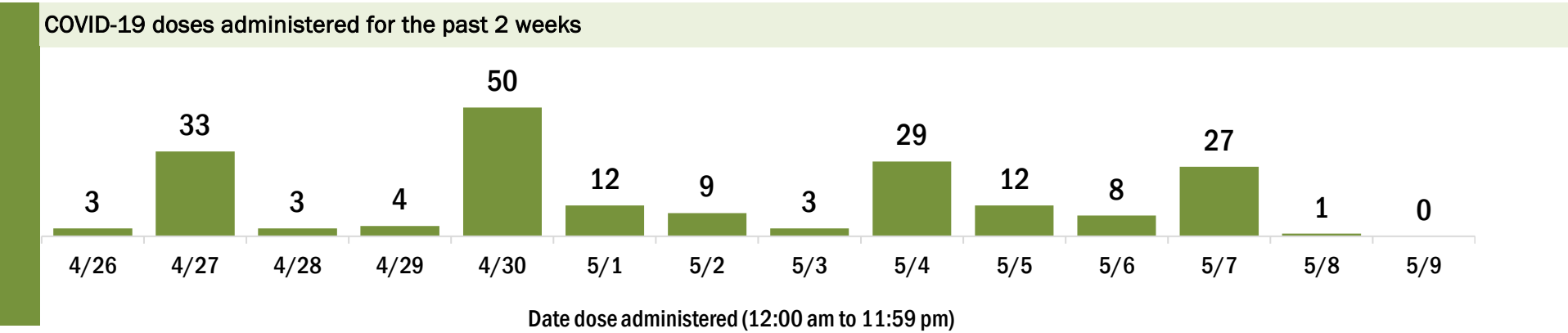
Data in this report are provisional and subject to change.

Data in this summary pertain to COVID-19 vaccines approved by the U.S. Food and Drug Administration and have been issued an Emergency Use Authorization (Janssen COVID-19 Vaccine, Moderna COVID-19 Vaccine and Pfizer-BioNTech COVID-19 Vaccine). These data summarize the number of people who have received either their first dose or have completed the series for a COVID-19 vaccine. **A person can only be counted in one category, first dose or series complete.** For persons receiving Moderna or Pfizer vaccines, once they receive their second dose, they are moved from the first dose column to the series completed column. **Because of this, the total first dose category may show a change from report to report not matching the total receiving their first dose from the previous day.** Persons receiving Johnson & Johnson vaccines will always be counted in the series completed column.

COVID-19 doses for vaccinated persons in Florida	
Doses administered	3,608
People receiving one dose of a 1-dose series (Johnson & Johnson) or receiving only one dose of a 2-dose series (Moderna, Pfizer) count once. Persons receiving both doses of a 2-dose series count twice.	

Current status of persons vaccinated for COVID-19 in Florida	
Total people vaccinated	2,160
First dose	667
Series completed	1,493
Completed 1-dose series	45
Completed 2-dose series	1,448
First dose: current number of people who have only received their first dose of the Moderna or Pfizer vaccine.	
Series complete: current number of people who have received both Moderna or Pfizer vaccine doses or one Johnson & Johnson dose and are considered fully immunized.	

Demographic summary	First dose	Series complete	Total people vaccinated
Age group	667	1,493	2,160
16-24 years	29	12	41
25-34 years	92	21	113
35-44 years	123	53	176
45-54 years	131	125	256
55-64 years	98	214	312
65-74 years	111	625	736
75-84 years	56	343	399
85+ years	27	100	127
Race	667	1,493	2,160
White	415	1,266	1,681
Black	143	53	196
American Indian/Alaskan	3	6	9
Other	47	87	134
Unknown	59	81	140
Other race includes Asian, native Hawaiian/Pacific Islander, or other.			
Ethnicity	667	1,493	2,160
Hispanic	52	64	116
Non-Hispanic	214	1,175	1,389
Unknown	401	254	655
Gender	667	1,493	2,160
Female	172	773	945
Male	494	720	1,214
Unknown	1	0	1



COVID-19: Lake County vaccine summary

Vaccination data through May 9, 2021 as of May 10, 2021 at 12:05 AM

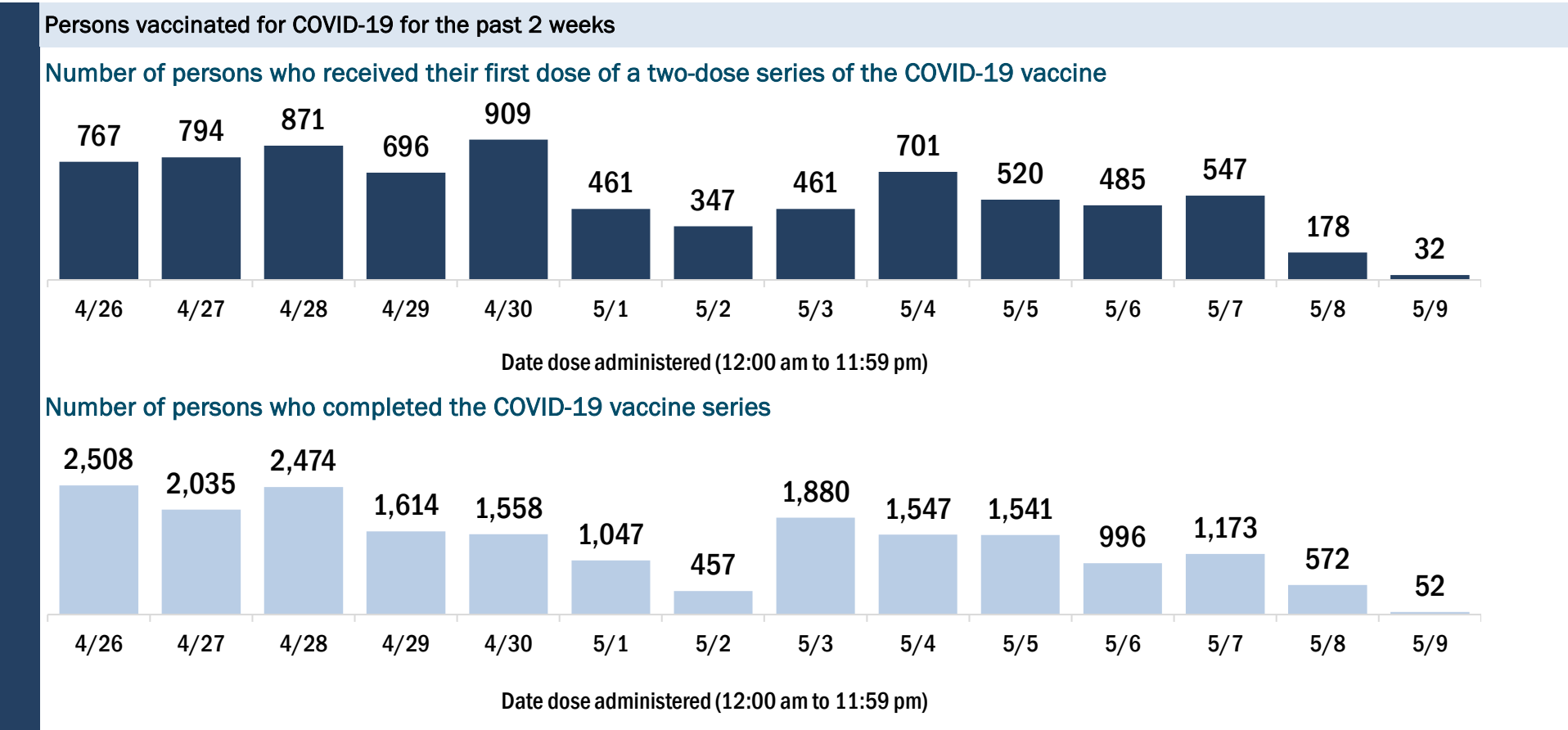
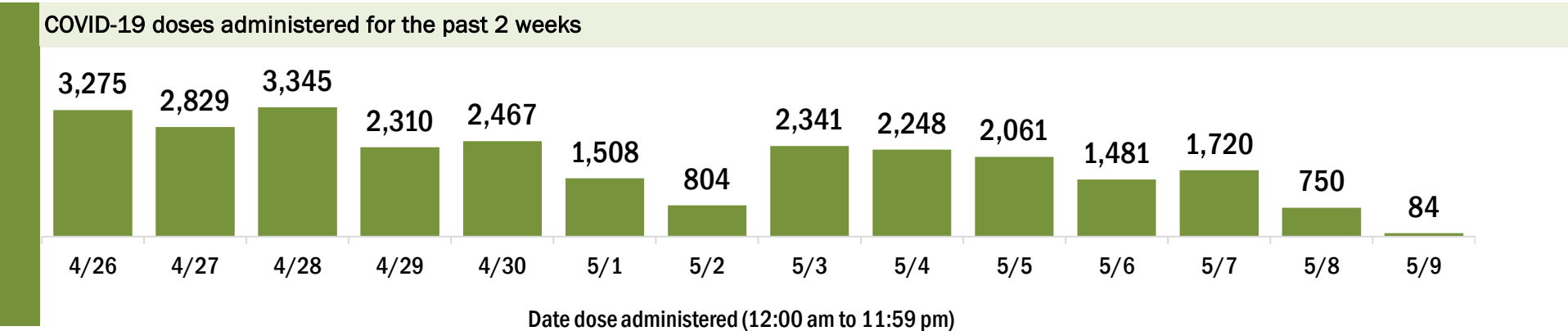
Data in this report are provisional and subject to change.

Data in this summary pertain to COVID-19 vaccines approved by the U.S. Food and Drug Administration and have been issued an Emergency Use Authorization (Janssen COVID-19 Vaccine, Moderna COVID-19 Vaccine and Pfizer-BioNTech COVID-19 Vaccine). These data summarize the number of people who have received either their first dose or have completed the series for a COVID-19 vaccine. **A person can only be counted in one category, first dose or series complete.** For persons receiving Moderna or Pfizer vaccines, once they receive their second dose, they are moved from the first dose column to the series completed column. **Because of this, the total first dose category may show a change from report to report not matching the total receiving their first dose from the previous day.** Persons receiving Johnson & Johnson vaccines will always be counted in the series completed column.

COVID-19 doses for vaccinated persons in Florida	
Doses administered	301,539
People receiving one dose of a 1-dose series (Johnson & Johnson) or receiving only one dose of a 2-dose series (Moderna, Pfizer) count once. Persons receiving both doses of a 2-dose series count twice.	

Current status of persons vaccinated for COVID-19 in Florida	
Total people vaccinated	170,590
First dose	32,093
Series completed	138,497
Completed 1-dose series	7,548
Completed 2-dose series	130,949
First dose: current number of people who have only received their first dose of the Moderna or Pfizer vaccine.	
Series complete: current number of people who have received both Moderna or Pfizer vaccine doses or one Johnson & Johnson dose and are considered fully immunized.	

Demographic summary	First dose	Series complete	Total people vaccinated
Age group	32,093	138,497	170,590
16-24 years	3,265	4,993	8,258
25-34 years	3,770	6,632	10,402
35-44 years	4,216	9,627	13,843
45-54 years	4,699	14,364	19,063
55-64 years	5,898	24,780	30,678
65-74 years	5,128	41,458	46,586
75-84 years	3,619	28,373	31,992
85+ years	1,498	8,270	9,768
Race	32,093	138,497	170,590
White	19,929	102,431	122,360
Black	2,216	7,169	9,385
American Indian/Alaskan	189	753	942
Other	3,604	12,432	16,036
Unknown	6,155	15,712	21,867
Other race includes Asian, native Hawaiian/Pacific Islander, or other.			
Ethnicity	32,093	138,497	170,590
Hispanic	4,244	10,581	14,825
Non-Hispanic	14,291	81,096	95,387
Unknown	13,558	46,820	60,378
Gender	32,093	138,497	170,590
Female	17,119	77,613	94,732
Male	14,920	60,769	75,689
Unknown	54	115	169



COVID-19: Lee County vaccine summary

Vaccination data through May 9, 2021 as of May 10, 2021 at 12:05 AM

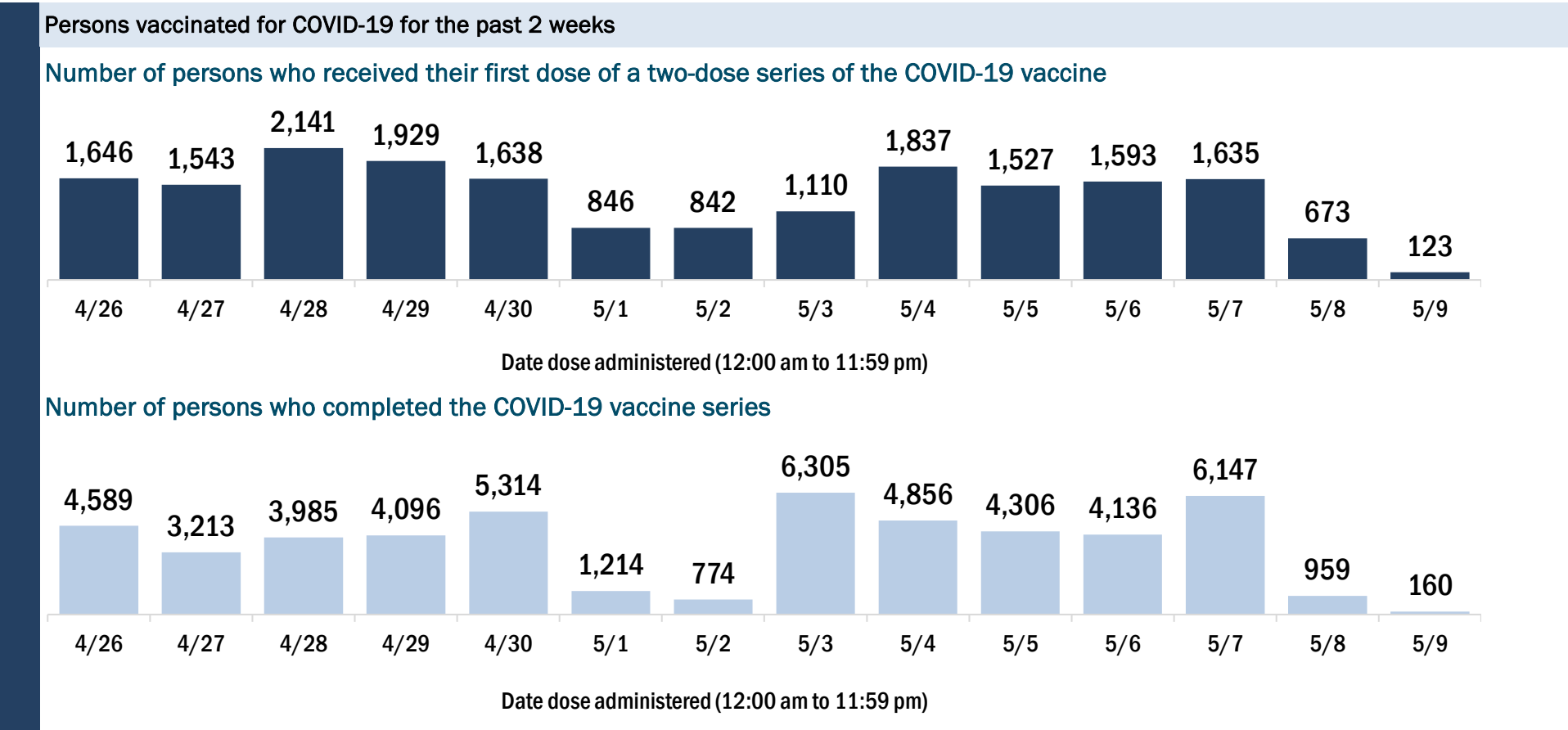
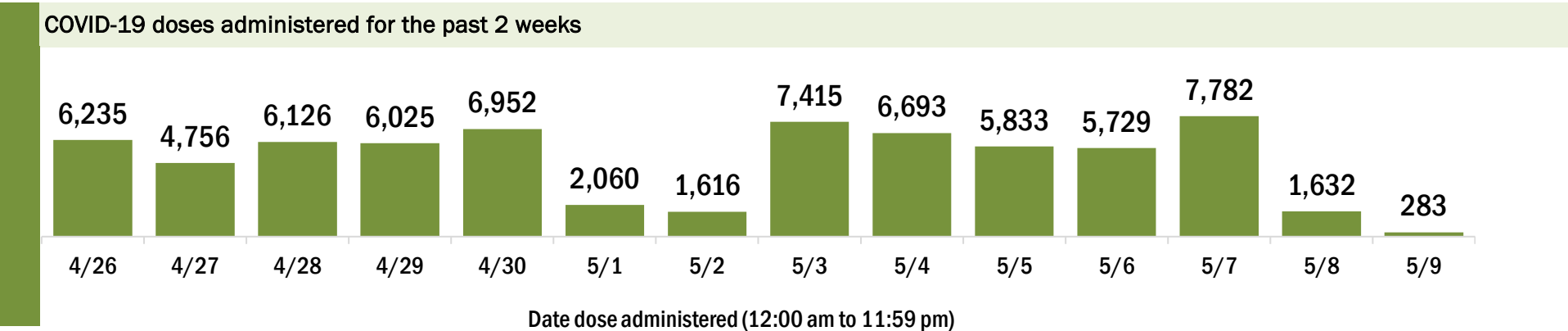
Data in this report are provisional and subject to change.

Data in this summary pertain to COVID-19 vaccines approved by the U.S. Food and Drug Administration and have been issued an Emergency Use Authorization (Janssen COVID-19 Vaccine, Moderna COVID-19 Vaccine and Pfizer-BioNTech COVID-19 Vaccine). These data summarize the number of people who have received either their first dose or have completed the series for a COVID-19 vaccine. **A person can only be counted in one category, first dose or series complete.** For persons receiving Moderna or Pfizer vaccines, once they receive their second dose, they are moved from the first dose column to the series completed column. **Because of this, the total first dose category may show a change from report to report not matching the total receiving their first dose from the previous day.** Persons receiving Johnson & Johnson vaccines will always be counted in the series completed column.

COVID-19 doses for vaccinated persons in Florida	
Doses administered	590,766
People receiving one dose of a 1-dose series (Johnson & Johnson) or receiving only one dose of a 2-dose series (Moderna, Pfizer) count once. Persons receiving both doses of a 2-dose series count twice.	

Current status of persons vaccinated for COVID-19 in Florida	
Total people vaccinated	338,433
First dose	70,949
Series completed	267,484
Completed 1-dose series	15,151
Completed 2-dose series	252,333
First dose: current number of people who have only received their first dose of the Moderna or Pfizer vaccine.	
Series complete: current number of people who have received both Moderna or Pfizer vaccine doses or one Johnson & Johnson dose and are considered fully immunized.	

Demographic summary	First dose	Series complete	Total people vaccinated
Age group	70,949	267,484	338,433
16-24 years	6,417	5,862	12,279
25-34 years	7,338	10,374	17,712
35-44 years	9,078	15,133	24,211
45-54 years	10,657	24,436	35,093
55-64 years	14,082	50,835	64,917
65-74 years	12,828	91,651	104,479
75-84 years	7,785	54,619	62,404
85+ years	2,764	14,574	17,338
Race	70,949	267,484	338,433
White	46,625	193,024	239,649
Black	3,222	6,592	9,814
American Indian/Alaskan	294	926	1,220
Other	6,873	18,172	25,045
Unknown	13,935	48,770	62,705
Other race includes Asian, native Hawaiian/Pacific Islander, or other.			
Ethnicity	70,949	267,484	338,433
Hispanic	12,938	21,372	34,310
Non-Hispanic	32,440	154,361	186,801
Unknown	25,571	91,751	117,322
Gender	70,949	267,484	338,433
Female	37,412	148,063	185,475
Male	33,350	118,987	152,337
Unknown	187	434	621



COVID-19: Leon County vaccine summary

Vaccination data through May 9, 2021 as of May 10, 2021 at 12:05 AM

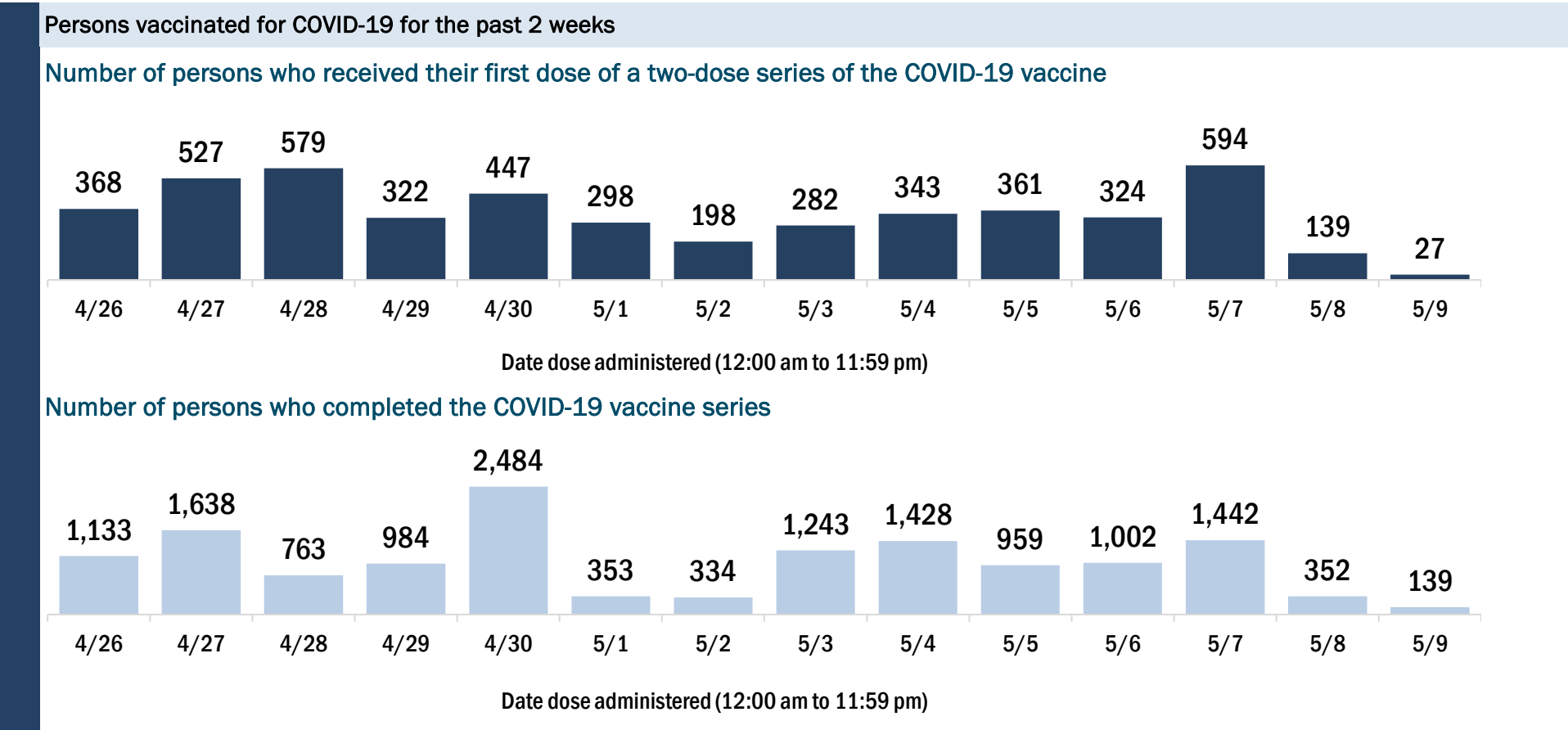
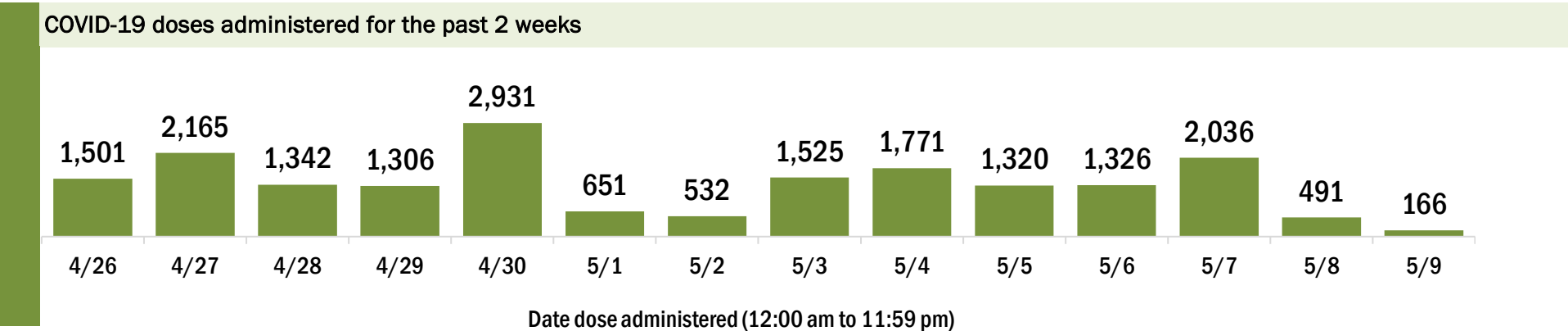
Data in this report are provisional and subject to change.

Data in this summary pertain to COVID-19 vaccines approved by the U.S. Food and Drug Administration and have been issued an Emergency Use Authorization (Janssen COVID-19 Vaccine, Moderna COVID-19 Vaccine and Pfizer-BioNTech COVID-19 Vaccine). These data summarize the number of people who have received either their first dose or have completed the series for a COVID-19 vaccine. **A person can only be counted in one category, first dose or series complete.** For persons receiving Moderna or Pfizer vaccines, once they receive their second dose, they are moved from the first dose column to the series completed column. **Because of this, the total first dose category may show a change from report to report not matching the total receiving their first dose from the previous day.** Persons receiving Johnson & Johnson vaccines will always be counted in the series completed column.

COVID-19 doses for vaccinated persons in Florida	
Doses administered	205,170
People receiving one dose of a 1-dose series (Johnson & Johnson) or receiving only one dose of a 2-dose series (Moderna, Pfizer) count once. Persons receiving both doses of a 2-dose series count twice.	

Current status of persons vaccinated for COVID-19 in Florida	
Total people vaccinated	116,278
First dose	22,543
Series completed	93,735
Completed 1-dose series	4,843
Completed 2-dose series	88,892
First dose: current number of people who have only received their first dose of the Moderna or Pfizer vaccine.	
Series complete: current number of people who have received both Moderna or Pfizer vaccine doses or one Johnson & Johnson dose and are considered fully immunized.	

Demographic summary	First dose	Series complete	Total people vaccinated
Age group	22,543	93,735	116,278
16-24 years	4,984	8,378	13,362
25-34 years	4,275	10,496	14,771
35-44 years	3,769	11,386	15,155
45-54 years	2,953	13,442	16,395
55-64 years	2,754	18,384	21,138
65-74 years	2,129	19,703	21,832
75-84 years	1,073	8,900	9,973
85+ years	606	3,046	3,652
Race	22,543	93,735	116,278
White	12,141	55,298	67,439
Black	3,994	13,054	17,048
American Indian/Alaskan	80	294	374
Other	3,080	16,374	19,454
Unknown	3,248	8,715	11,963
Other race includes Asian, native Hawaiian/Pacific Islander, or other.			
Ethnicity	22,543	93,735	116,278
Hispanic	1,679	4,412	6,091
Non-Hispanic	14,439	68,024	82,463
Unknown	6,425	21,299	27,724
Gender	22,543	93,735	116,278
Female	12,239	53,560	65,799
Male	10,259	40,135	50,394
Unknown	45	40	85



COVID-19: Levy County vaccine summary

Vaccination data through May 9, 2021 as of May 10, 2021 at 12:05 AM

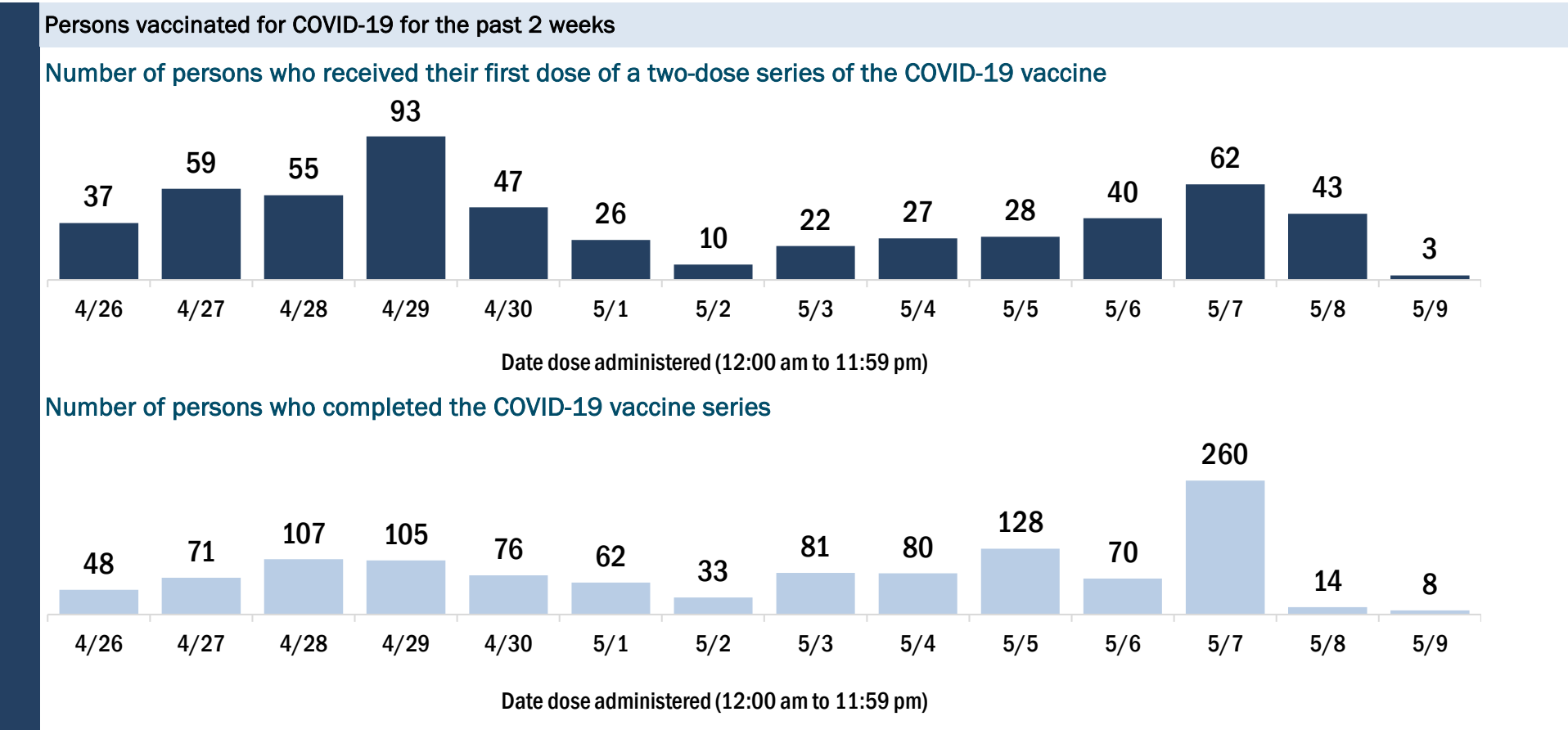
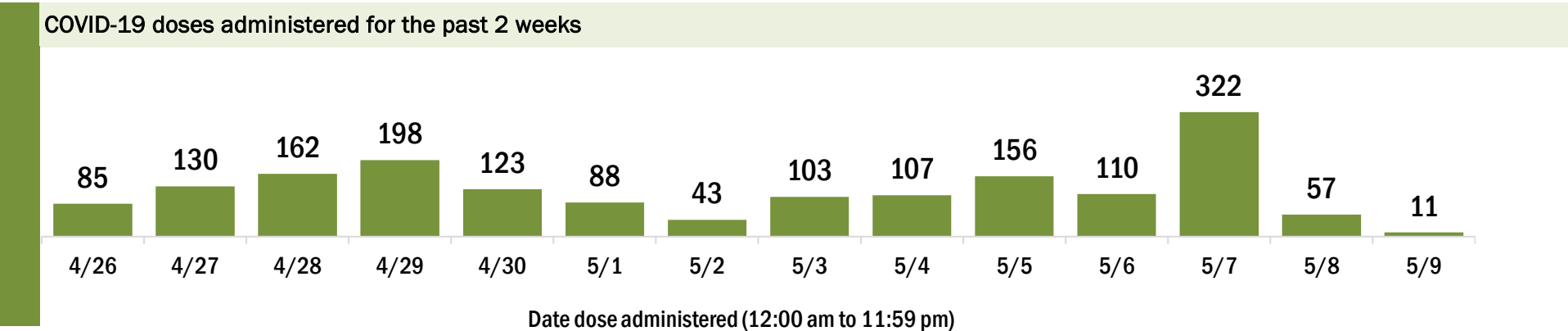
Data in this report are provisional and subject to change.

Data in this summary pertain to COVID-19 vaccines approved by the U.S. Food and Drug Administration and have been issued an Emergency Use Authorization (Janssen COVID-19 Vaccine, Moderna COVID-19 Vaccine and Pfizer-BioNTech COVID-19 Vaccine). These data summarize the number of people who have received either their first dose or have completed the series for a COVID-19 vaccine. **A person can only be counted in one category, first dose or series complete.** For persons receiving Moderna or Pfizer vaccines, once they receive their second dose, they are moved from the first dose column to the series completed column. **Because of this, the total first dose category may show a change from report to report not matching the total receiving their first dose from the previous day.** Persons receiving Johnson & Johnson vaccines will always be counted in the series completed column.

COVID-19 doses for vaccinated persons in Florida	
Doses administered	19,752
People receiving one dose of a 1-dose series (Johnson & Johnson) or receiving only one dose of a 2-dose series (Moderna, Pfizer) count once. Persons receiving both doses of a 2-dose series count twice.	

Current status of persons vaccinated for COVID-19 in Florida	
Total people vaccinated	11,518
First dose	2,068
Series completed	9,450
Completed 1-dose series	1,216
Completed 2-dose series	8,234
First dose: current number of people who have only received their first dose of the Moderna or Pfizer vaccine.	
Series complete: current number of people who have received both Moderna or Pfizer vaccine doses or one Johnson & Johnson dose and are considered fully immunized.	

Demographic summary	First dose	Series complete	Total people vaccinated
Age group	2,068	9,450	11,518
16-24 years	140	169	309
25-34 years	190	316	506
35-44 years	250	410	660
45-54 years	295	826	1,121
55-64 years	531	2,052	2,583
65-74 years	404	3,449	3,853
75-84 years	203	1,792	1,995
85+ years	55	436	491
Race	2,068	9,450	11,518
White	1,485	7,454	8,939
Black	199	620	819
American Indian/Alaskan	13	52	65
Other	169	532	701
Unknown	202	792	994
Other race includes Asian, native Hawaiian/Pacific Islander, or other.			
Ethnicity	2,068	9,450	11,518
Hispanic	209	392	601
Non-Hispanic	1,342	6,982	8,324
Unknown	517	2,076	2,593
Gender	2,068	9,450	11,518
Female	1,142	5,340	6,482
Male	923	4,110	5,033
Unknown	3	0	3



COVID-19: Liberty County vaccine summary

Vaccination data through May 9, 2021 as of May 10, 2021 at 12:05 AM

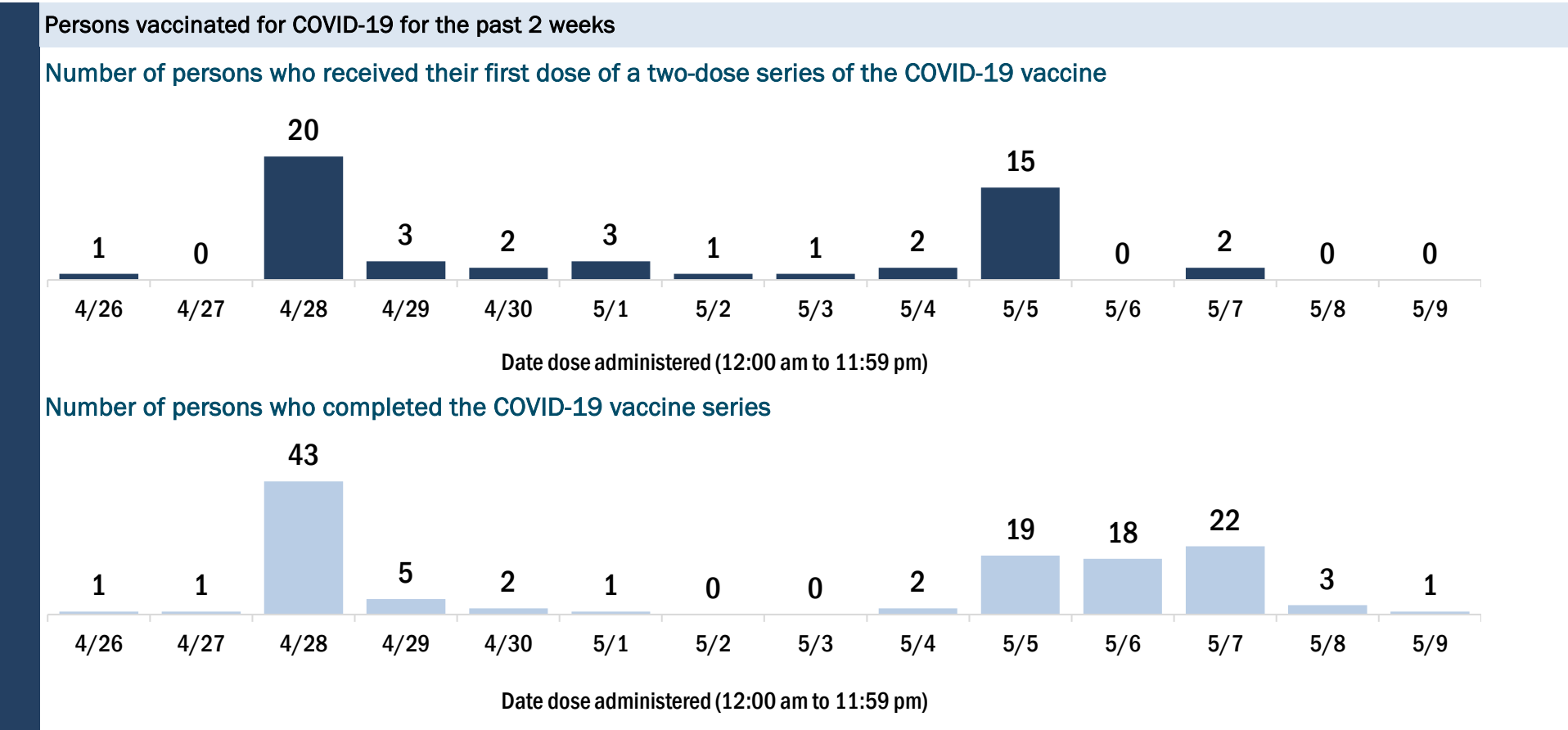
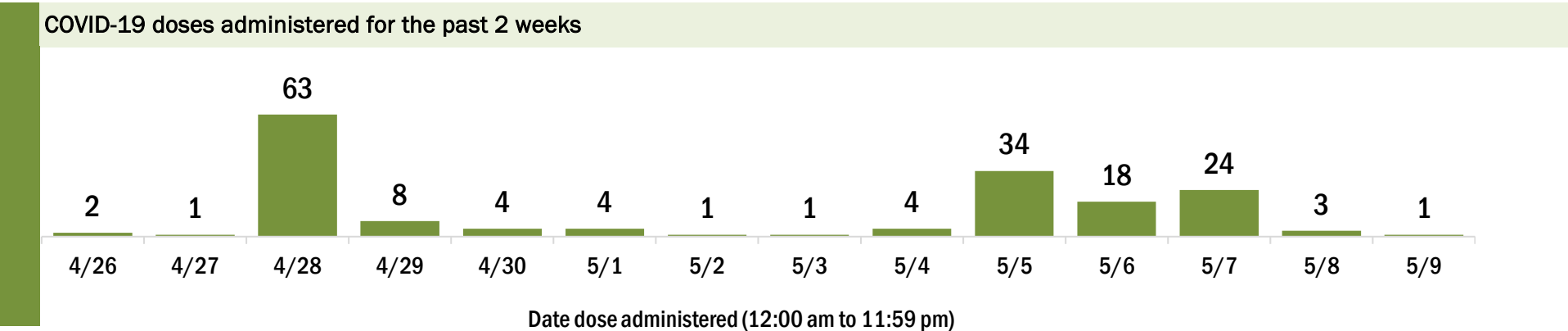
Data in this report are provisional and subject to change.

Data in this summary pertain to COVID-19 vaccines approved by the U.S. Food and Drug Administration and have been issued an Emergency Use Authorization (Janssen COVID-19 Vaccine, Moderna COVID-19 Vaccine and Pfizer-BioNTech COVID-19 Vaccine). These data summarize the number of people who have received either their first dose or have completed the series for a COVID-19 vaccine. **A person can only be counted in one category, first dose or series complete.** For persons receiving Moderna or Pfizer vaccines, once they receive their second dose, they are moved from the first dose column to the series completed column. **Because of this, the total first dose category may show a change from report to report not matching the total receiving their first dose from the previous day.** Persons receiving Johnson & Johnson vaccines will always be counted in the series completed column.

COVID-19 doses for vaccinated persons in Florida	
Doses administered	3,254
People receiving one dose of a 1-dose series (Johnson & Johnson) or receiving only one dose of a 2-dose series (Moderna, Pfizer) count once. Persons receiving both doses of a 2-dose series count twice.	

Current status of persons vaccinated for COVID-19 in Florida	
Total people vaccinated	2,017
First dose	693
Series completed	1,324
Completed 1-dose series	87
Completed 2-dose series	1,237
First dose: current number of people who have only received their first dose of the Moderna or Pfizer vaccine.	
Series complete: current number of people who have received both Moderna or Pfizer vaccine doses or one Johnson & Johnson dose and are considered fully immunized.	

Demographic summary	First dose	Series complete	Total people vaccinated
Age group	693	1,324	2,017
16-24 years	29	24	53
25-34 years	98	46	144
35-44 years	145	101	246
45-54 years	170	129	299
55-64 years	157	319	476
65-74 years	68	421	489
75-84 years	22	225	247
85+ years	4	59	63
Race	693	1,324	2,017
White	228	958	1,186
Black	89	125	214
American Indian/Alaskan	2	11	13
Other	38	105	143
Unknown	336	125	461
Other race includes Asian, native Hawaiian/Pacific Islander, or other.			
Ethnicity	693	1,324	2,017
Hispanic	12	21	33
Non-Hispanic	124	731	855
Unknown	557	572	1,129
Gender	693	1,324	2,017
Female	136	711	847
Male	557	613	1,170
Unknown	0	0	0



COVID-19: Madison County vaccine summary

Vaccination data through May 9, 2021 as of May 10, 2021 at 12:05 AM

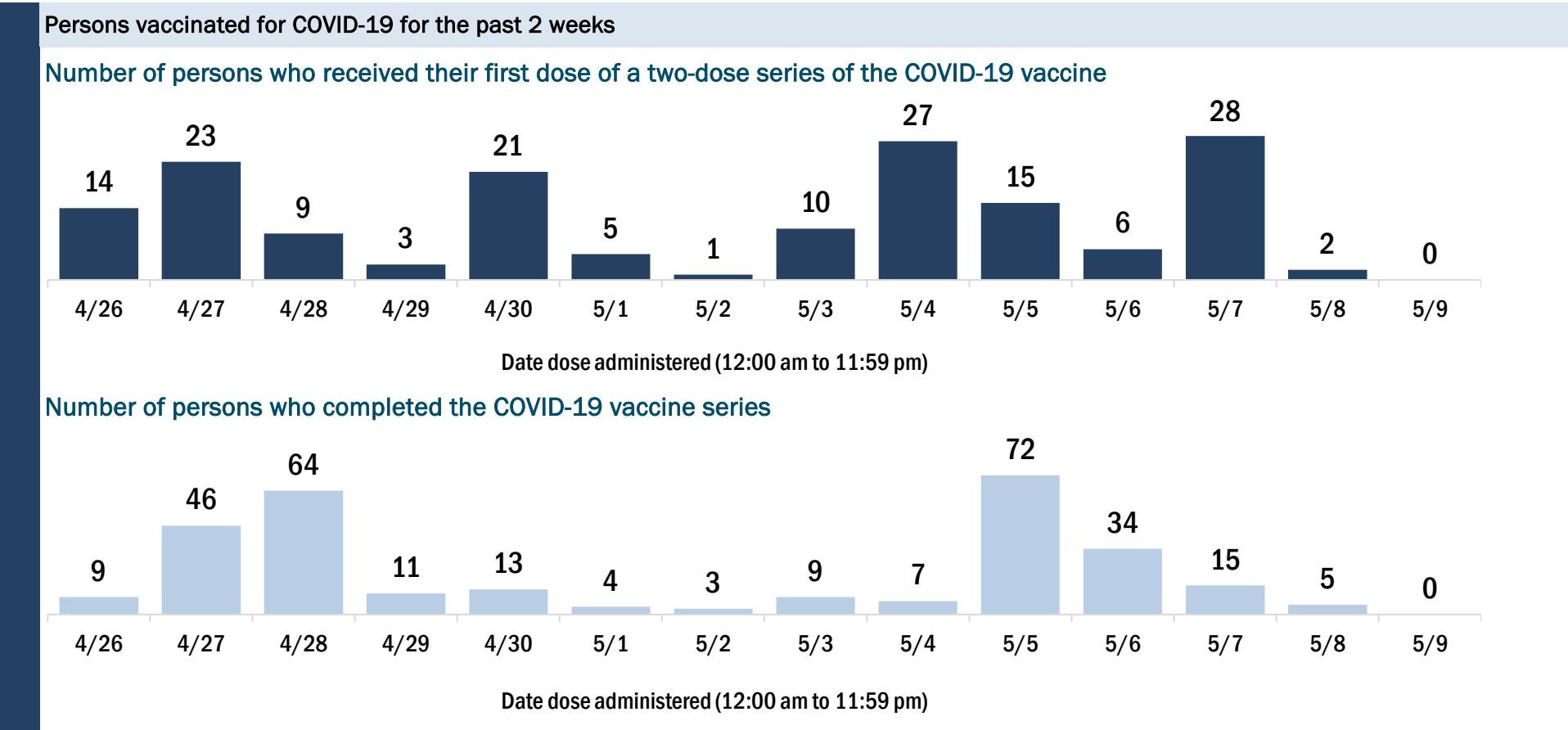
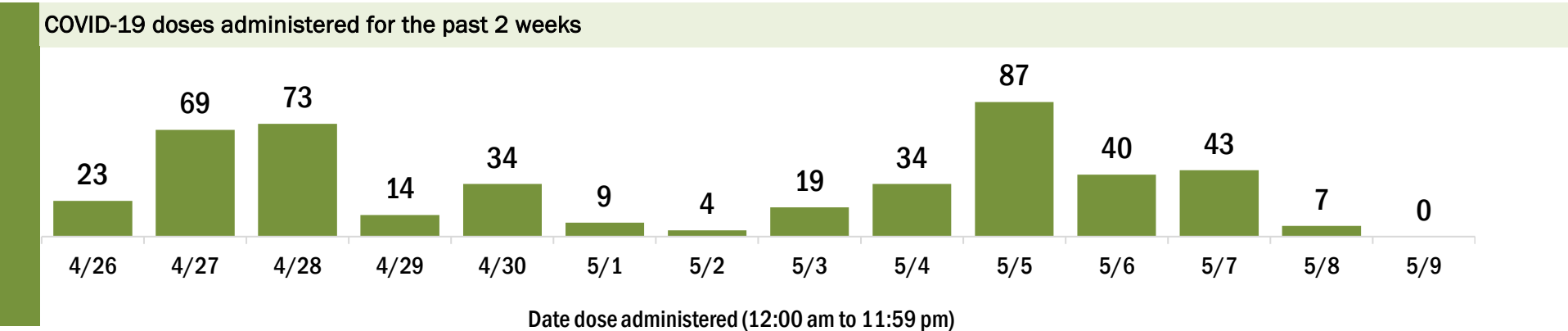
Data in this report are provisional and subject to change.

Data in this summary pertain to COVID-19 vaccines approved by the U.S. Food and Drug Administration and have been issued an Emergency Use Authorization (Janssen COVID-19 Vaccine, Moderna COVID-19 Vaccine and Pfizer-BioNTech COVID-19 Vaccine). These data summarize the number of people who have received either their first dose or have completed the series for a COVID-19 vaccine. **A person can only be counted in one category, first dose or series complete.** For persons receiving Moderna or Pfizer vaccines, once they receive their second dose, they are moved from the first dose column to the series completed column. **Because of this, the total first dose category may show a change from report to report not matching the total receiving their first dose from the previous day.** Persons receiving Johnson & Johnson vaccines will always be counted in the series completed column.

COVID-19 doses for vaccinated persons in Florida	
Doses administered	9,447
People receiving one dose of a 1-dose series (Johnson & Johnson) or receiving only one dose of a 2-dose series (Moderna, Pfizer) count once. Persons receiving both doses of a 2-dose series count twice.	

Current status of persons vaccinated for COVID-19 in Florida	
Total people vaccinated	5,706
First dose	1,530
Series completed	4,176
Completed 1-dose series	435
Completed 2-dose series	3,741
First dose: current number of people who have only received their first dose of the Moderna or Pfizer vaccine.	
Series complete: current number of people who have received both Moderna or Pfizer vaccine doses or one Johnson & Johnson dose and are considered fully immunized.	

Demographic summary	First dose	Series complete	Total people vaccinated
Age group	1,530	4,176	5,706
16-24 years	76	68	144
25-34 years	159	138	297
35-44 years	270	243	513
45-54 years	326	442	768
55-64 years	422	868	1,290
65-74 years	185	1,432	1,617
75-84 years	69	774	843
85+ years	23	211	234
Race	1,530	4,176	5,706
White	764	2,365	3,129
Black	551	1,221	1,772
American Indian/Alaskan	1	9	10
Other	117	337	454
Unknown	97	244	341
Other race includes Asian, native Hawaiian/Pacific Islander, or other.			
Ethnicity	1,530	4,176	5,706
Hispanic	110	113	223
Non-Hispanic	1,208	2,261	3,469
Unknown	212	1,802	2,014
Gender	1,530	4,176	5,706
Female	498	2,337	2,835
Male	1,032	1,839	2,871
Unknown	0	0	0



COVID-19: Manatee County vaccine summary

Vaccination data through May 9, 2021 as of May 10, 2021 at 12:05 AM

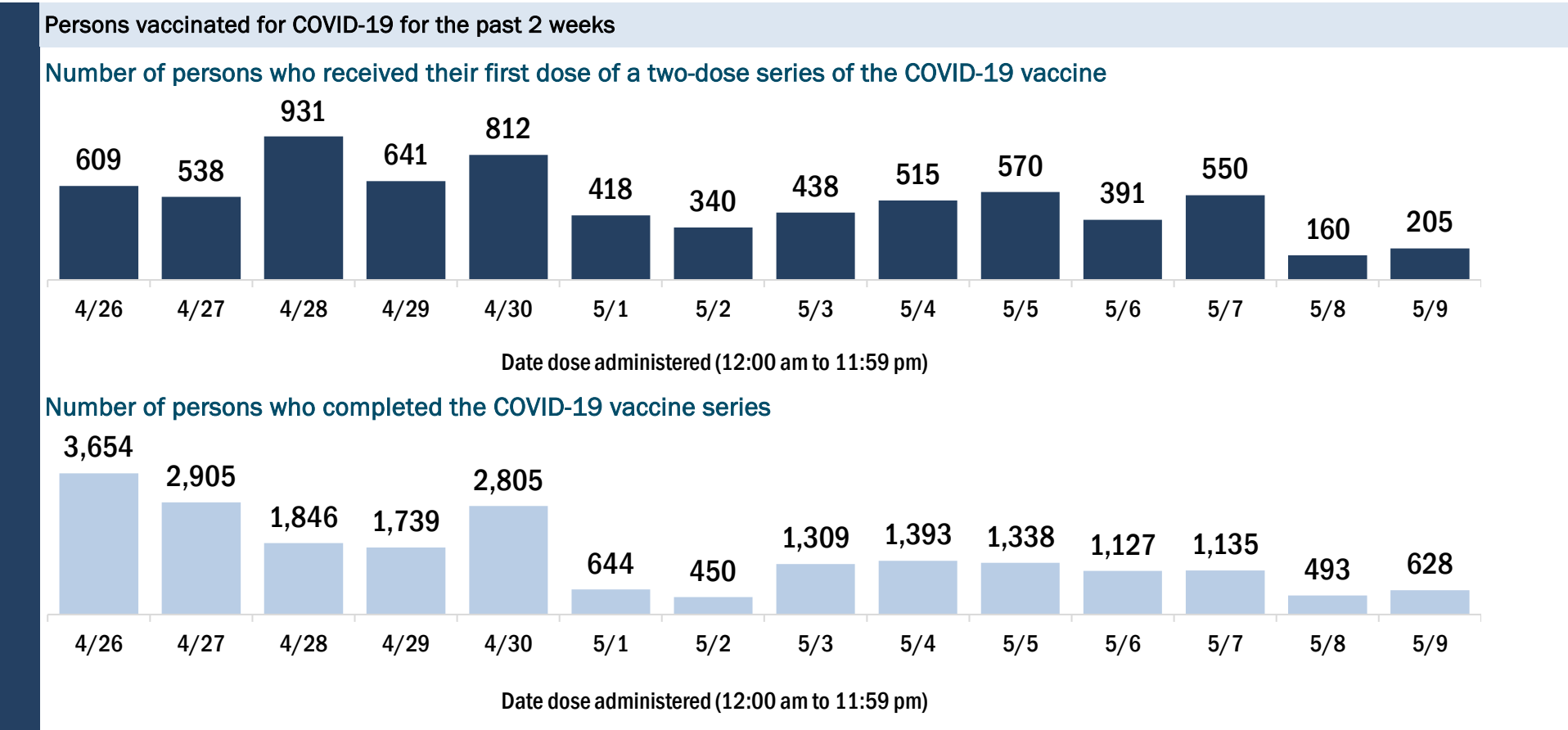
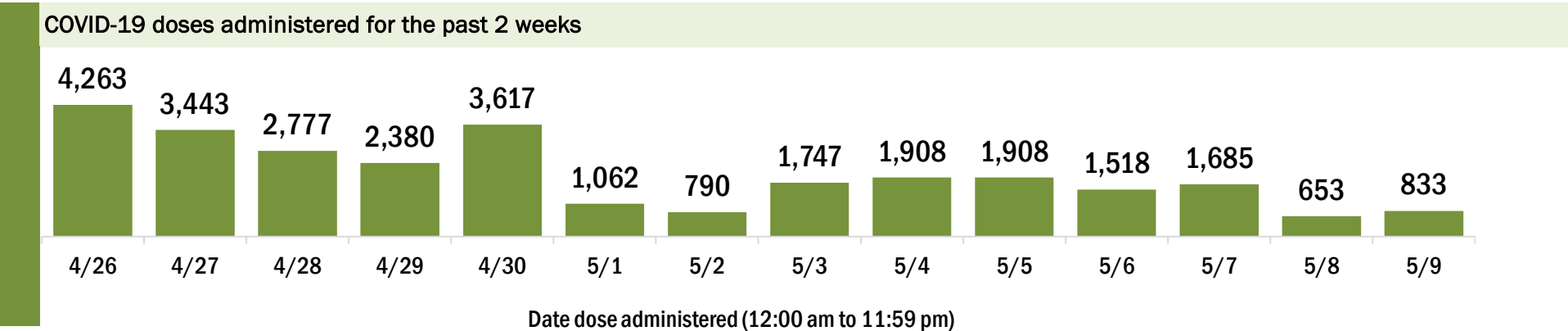
Data in this report are provisional and subject to change.

Data in this summary pertain to COVID-19 vaccines approved by the U.S. Food and Drug Administration and have been issued an Emergency Use Authorization (Janssen COVID-19 Vaccine, Moderna COVID-19 Vaccine and Pfizer-BioNTech COVID-19 Vaccine). These data summarize the number of people who have received either their first dose or have completed the series for a COVID-19 vaccine. **A person can only be counted in one category, first dose or series complete.** For persons receiving Moderna or Pfizer vaccines, once they receive their second dose, they are moved from the first dose column to the series completed column. **Because of this, the total first dose category may show a change from report to report not matching the total receiving their first dose from the previous day.** Persons receiving Johnson & Johnson vaccines will always be counted in the series completed column.

COVID-19 doses for vaccinated persons in Florida	
Doses administered	304,237
People receiving one dose of a 1-dose series (Johnson & Johnson) or receiving only one dose of a 2-dose series (Moderna, Pfizer) count once. Persons receiving both doses of a 2-dose series count twice.	

Current status of persons vaccinated for COVID-19 in Florida	
Total people vaccinated	175,624
First dose	40,036
Series completed	135,588
Completed 1-dose series	6,975
Completed 2-dose series	128,613
First dose: current number of people who have only received their first dose of the Moderna or Pfizer vaccine.	
Series complete: current number of people who have received both Moderna or Pfizer vaccine doses or one Johnson & Johnson dose and are considered fully immunized.	

Demographic summary	First dose	Series complete	Total people vaccinated
Age group	40,036	135,588	175,624
16-24 years	3,646	3,379	7,025
25-34 years	4,408	5,509	9,917
35-44 years	5,101	8,357	13,458
45-54 years	5,813	14,291	20,104
55-64 years	7,436	27,649	35,085
65-74 years	7,358	43,678	51,036
75-84 years	4,523	25,012	29,535
85+ years	1,751	7,713	9,464
Race	40,036	135,588	175,624
White	27,543	103,656	131,199
Black	1,652	4,248	5,900
American Indian/Alaskan	183	534	717
Other	3,621	10,142	13,763
Unknown	7,037	17,008	24,045
Other race includes Asian, native Hawaiian/Pacific Islander, or other.			
Ethnicity	40,036	135,588	175,624
Hispanic	4,705	7,280	11,985
Non-Hispanic	20,886	82,498	103,384
Unknown	14,445	45,810	60,255
Gender	40,036	135,588	175,624
Female	21,290	75,380	96,670
Male	18,633	60,130	78,763
Unknown	113	78	191



COVID-19: Marion County vaccine summary

Vaccination data through May 9, 2021 as of May 10, 2021 at 12:05 AM

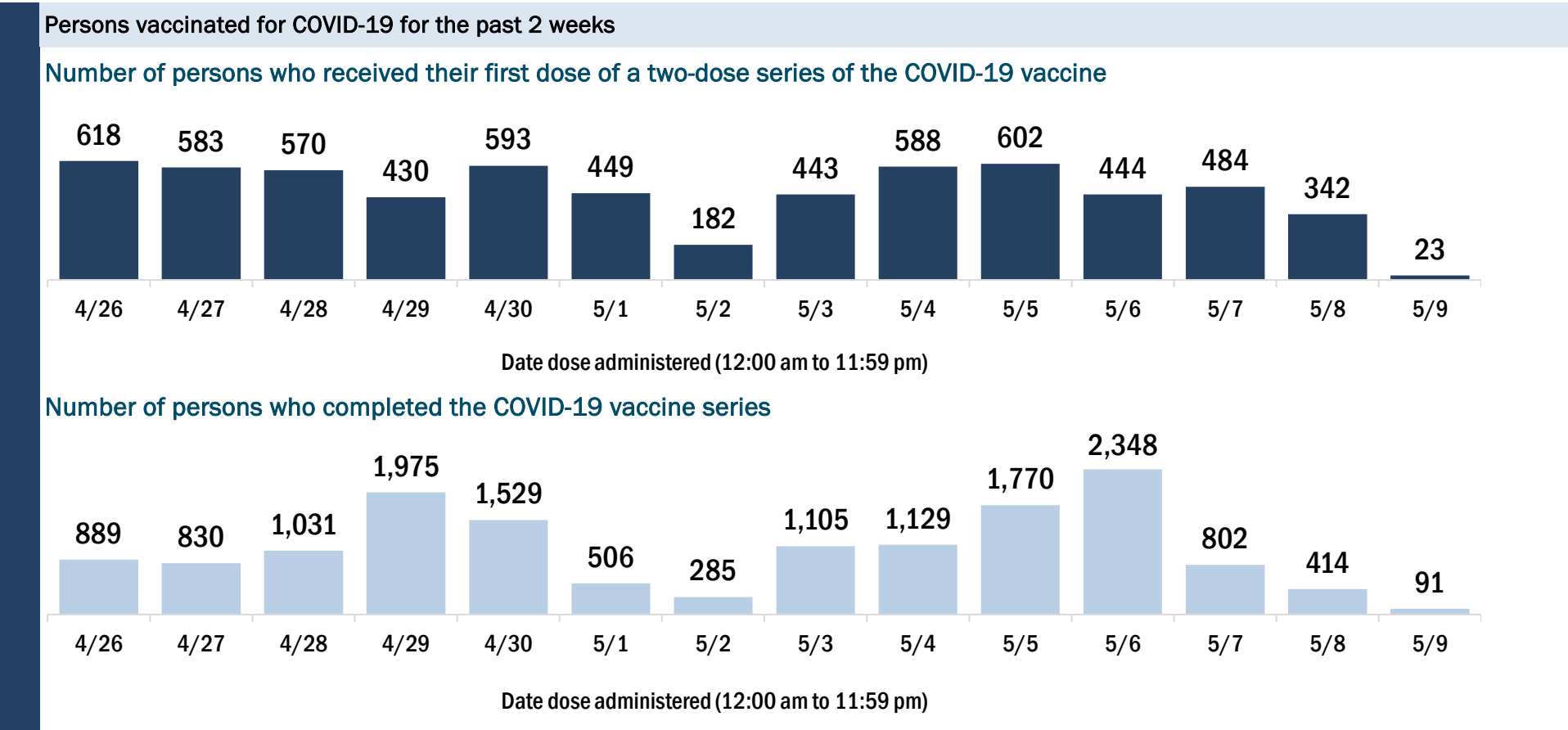
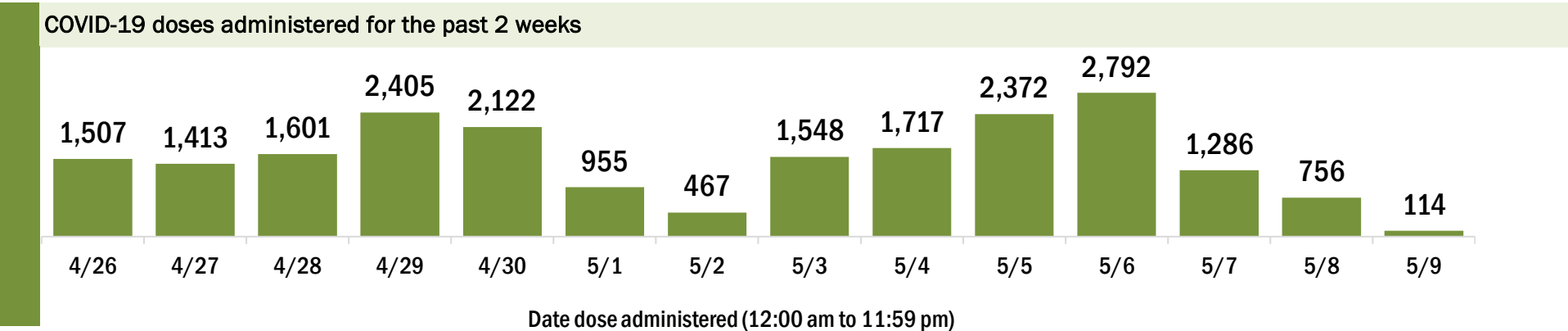
Data in this report are provisional and subject to change.

Data in this summary pertain to COVID-19 vaccines approved by the U.S. Food and Drug Administration and have been issued an Emergency Use Authorization (Janssen COVID-19 Vaccine, Moderna COVID-19 Vaccine and Pfizer-BioNTech COVID-19 Vaccine). These data summarize the number of people who have received either their first dose or have completed the series for a COVID-19 vaccine. **A person can only be counted in one category, first dose or series complete.** For persons receiving Moderna or Pfizer vaccines, once they receive their second dose, they are moved from the first dose column to the series completed column. **Because of this, the total first dose category may show a change from report to report not matching the total receiving their first dose from the previous day.** Persons receiving Johnson & Johnson vaccines will always be counted in the series completed column.

COVID-19 doses for vaccinated persons in Florida	
Doses administered	244,387
People receiving one dose of a 1-dose series (Johnson & Johnson) or receiving only one dose of a 2-dose series (Moderna, Pfizer) count once. Persons receiving both doses of a 2-dose series count twice.	

Current status of persons vaccinated for COVID-19 in Florida	
Total people vaccinated	138,324
First dose	26,742
Series completed	111,582
Completed 1-dose series	5,519
Completed 2-dose series	106,063
First dose: current number of people who have only received their first dose of the Moderna or Pfizer vaccine.	
Series complete: current number of people who have received both Moderna or Pfizer vaccine doses or one Johnson & Johnson dose and are considered fully immunized.	

Demographic summary	First dose	Series complete	Total people vaccinated
Age group	26,742	111,582	138,324
16-24 years	2,292	2,914	5,206
25-34 years	2,740	4,557	7,297
35-44 years	3,364	6,551	9,915
45-54 years	4,120	10,338	14,458
55-64 years	5,618	20,444	26,062
65-74 years	4,476	35,929	40,405
75-84 years	2,884	23,981	26,865
85+ years	1,248	6,868	8,116
Race	26,742	111,582	138,324
White	16,120	78,057	94,177
Black	2,436	7,570	10,006
American Indian/Alaskan	122	424	546
Other	3,156	10,319	13,475
Unknown	4,908	15,212	20,120
Other race includes Asian, native Hawaiian/Pacific Islander, or other.			
Ethnicity	26,742	111,582	138,324
Hispanic	3,579	8,795	12,374
Non-Hispanic	13,061	69,527	82,588
Unknown	10,102	33,260	43,362
Gender	26,742	111,582	138,324
Female	14,560	63,871	78,431
Male	12,152	47,671	59,823
Unknown	30	40	70



COVID-19: Martin County vaccine summary

Vaccination data through May 9, 2021 as of May 10, 2021 at 12:05 AM

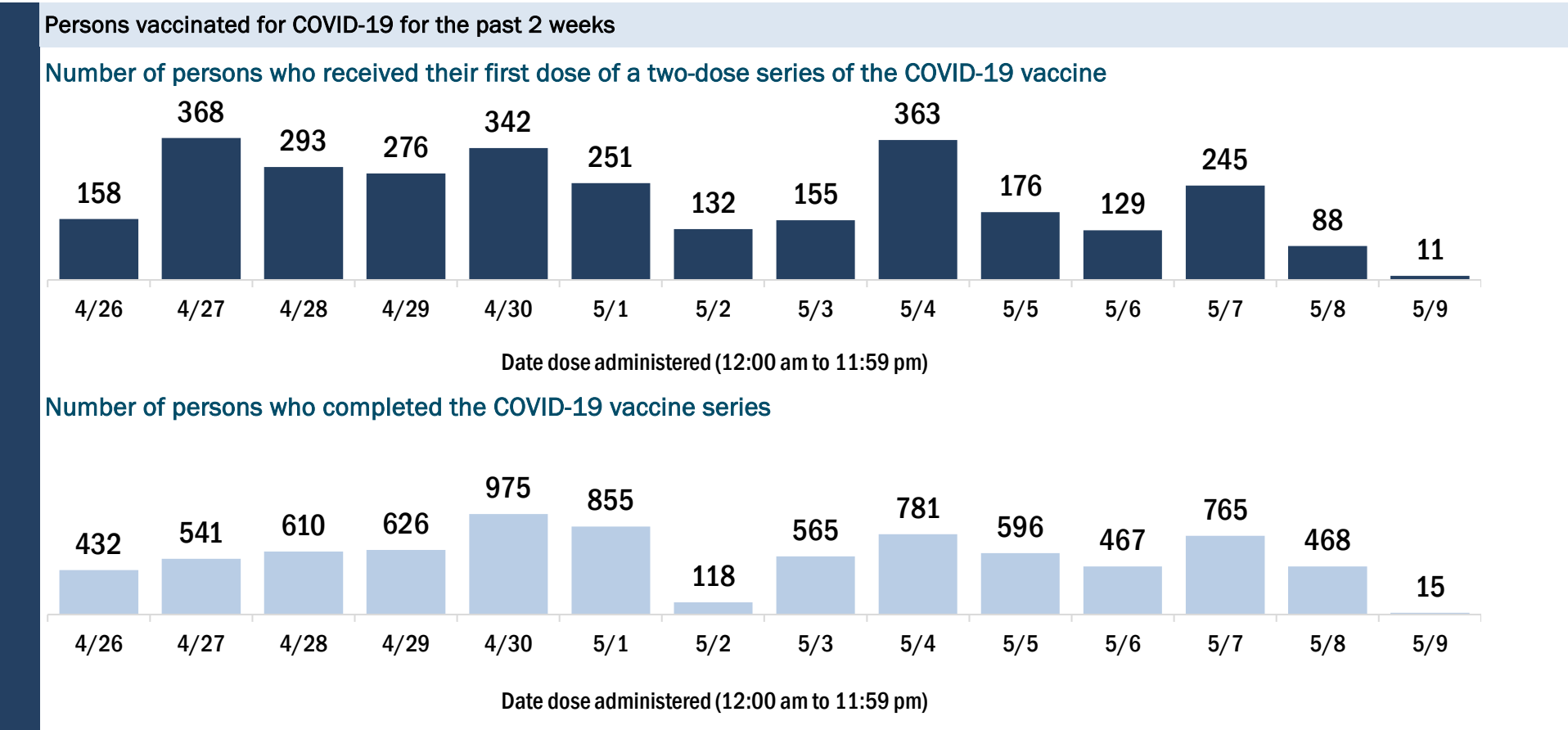
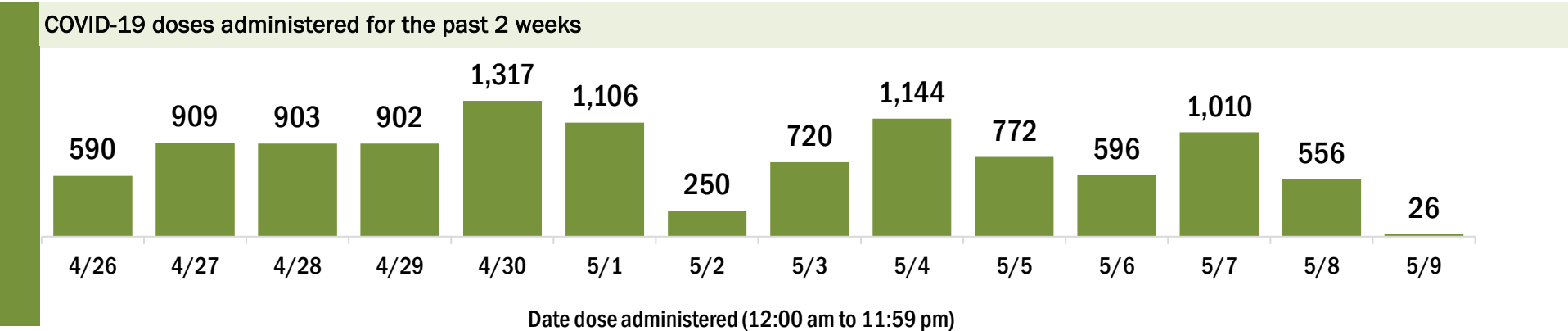
Data in this report are provisional and subject to change.

Data in this summary pertain to COVID-19 vaccines approved by the U.S. Food and Drug Administration and have been issued an Emergency Use Authorization (Janssen COVID-19 Vaccine, Moderna COVID-19 Vaccine and Pfizer-BioNTech COVID-19 Vaccine). These data summarize the number of people who have received either their first dose or have completed the series for a COVID-19 vaccine. **A person can only be counted in one category, first dose or series complete.** For persons receiving Moderna or Pfizer vaccines, once they receive their second dose, they are moved from the first dose column to the series completed column. **Because of this, the total first dose category may show a change from report to report not matching the total receiving their first dose from the previous day.** Persons receiving Johnson & Johnson vaccines will always be counted in the series completed column.

COVID-19 doses for vaccinated persons in Florida	
Doses administered	134,220
People receiving one dose of a 1-dose series (Johnson & Johnson) or receiving only one dose of a 2-dose series (Moderna, Pfizer) count once. Persons receiving both doses of a 2-dose series count twice.	

Current status of persons vaccinated for COVID-19 in Florida	
Total people vaccinated	77,776
First dose	17,822
Series completed	59,954
Completed 1-dose series	3,510
Completed 2-dose series	56,444
First dose: current number of people who have only received their first dose of the Moderna or Pfizer vaccine.	
Series complete: current number of people who have received both Moderna or Pfizer vaccine doses or one Johnson & Johnson dose and are considered fully immunized.	

Demographic summary	First dose	Series complete	Total people vaccinated
Age group	17,822	59,954	77,776
16-24 years	1,312	1,283	2,595
25-34 years	1,504	1,800	3,304
35-44 years	1,984	3,038	5,022
45-54 years	2,664	5,149	7,813
55-64 years	4,250	11,706	15,956
65-74 years	3,127	19,084	22,211
75-84 years	2,058	13,179	15,237
85+ years	923	4,715	5,638
Race	17,822	59,954	77,776
White	12,419	41,088	53,507
Black	804	1,189	1,993
American Indian/Alaskan	67	112	179
Other	1,335	4,239	5,574
Unknown	3,197	13,326	16,523
Other race includes Asian, native Hawaiian/Pacific Islander, or other.			
Ethnicity	17,822	59,954	77,776
Hispanic	1,475	2,365	3,840
Non-Hispanic	8,838	26,851	35,689
Unknown	7,509	30,738	38,247
Gender	17,822	59,954	77,776
Female	8,951	33,722	42,673
Male	8,853	26,214	35,067
Unknown	18	18	36



COVID-19: Monroe County vaccine summary

Vaccination data through May 9, 2021 as of May 10, 2021 at 12:05 AM

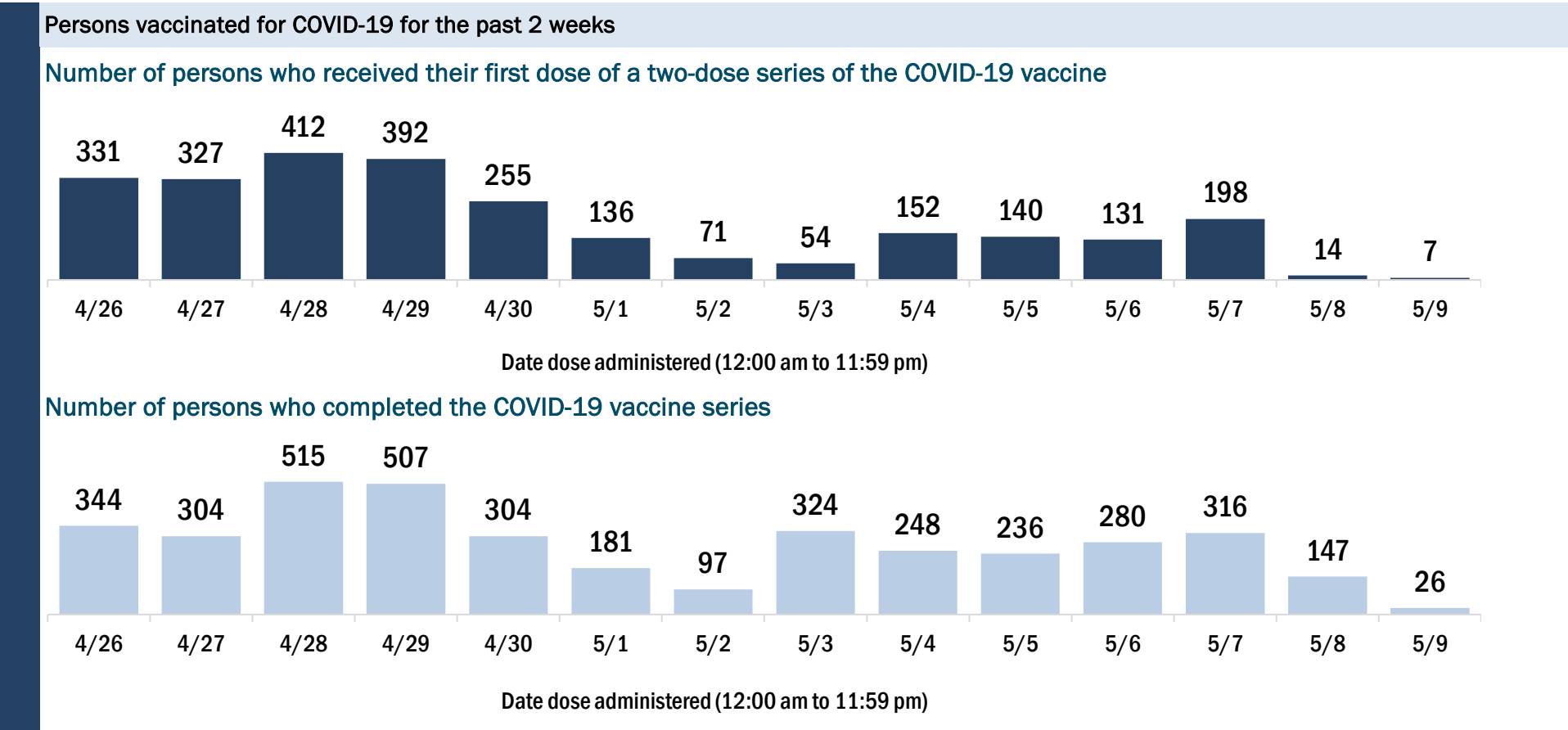
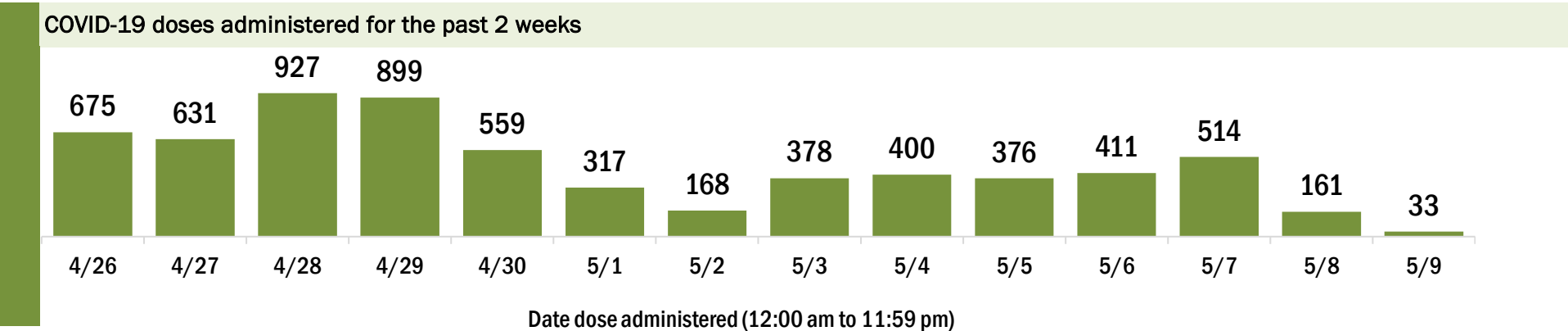
Data in this report are provisional and subject to change.

Data in this summary pertain to COVID-19 vaccines approved by the U.S. Food and Drug Administration and have been issued an Emergency Use Authorization (Janssen COVID-19 Vaccine, Moderna COVID-19 Vaccine and Pfizer-BioNTech COVID-19 Vaccine). These data summarize the number of people who have received either their first dose or have completed the series for a COVID-19 vaccine. **A person can only be counted in one category, first dose or series complete.** For persons receiving Moderna or Pfizer vaccines, once they receive their second dose, they are moved from the first dose column to the series completed column. **Because of this, the total first dose category may show a change from report to report not matching the total receiving their first dose from the previous day.** Persons receiving Johnson & Johnson vaccines will always be counted in the series completed column.

COVID-19 doses for vaccinated persons in Florida	
Doses administered	63,473
People receiving one dose of a 1-dose series (Johnson & Johnson) or receiving only one dose of a 2-dose series (Moderna, Pfizer) count once. Persons receiving both doses of a 2-dose series count twice.	

Current status of persons vaccinated for COVID-19 in Florida	
Total people vaccinated	38,671
First dose	11,312
Series completed	27,359
Completed 1-dose series	2,557
Completed 2-dose series	24,802
First dose: current number of people who have only received their first dose of the Moderna or Pfizer vaccine.	
Series complete: current number of people who have received both Moderna or Pfizer vaccine doses or one Johnson & Johnson dose and are considered fully immunized.	

Demographic summary	First dose	Series complete	Total people vaccinated
Age group	11,312	27,359	38,671
16-24 years	878	528	1,406
25-34 years	1,437	1,118	2,555
35-44 years	1,752	1,918	3,670
45-54 years	2,116	3,352	5,468
55-64 years	2,645	6,585	9,230
65-74 years	1,716	8,971	10,687
75-84 years	605	3,928	4,533
85+ years	163	959	1,122
Race	11,312	27,359	38,671
White	7,567	19,826	27,393
Black	343	540	883
American Indian/Alaskan	49	96	145
Other	836	1,528	2,364
Unknown	2,517	5,369	7,886
Other race includes Asian, native Hawaiian/Pacific Islander, or other.			
Ethnicity	11,312	27,359	38,671
Hispanic	1,898	2,640	4,538
Non-Hispanic	5,279	15,313	20,592
Unknown	4,135	9,406	13,541
Gender	11,312	27,359	38,671
Female	5,609	14,187	19,796
Male	5,693	13,170	18,863
Unknown	10	2	12



COVID-19: Nassau County vaccine summary

Vaccination data through May 9, 2021 as of May 10, 2021 at 12:05 AM

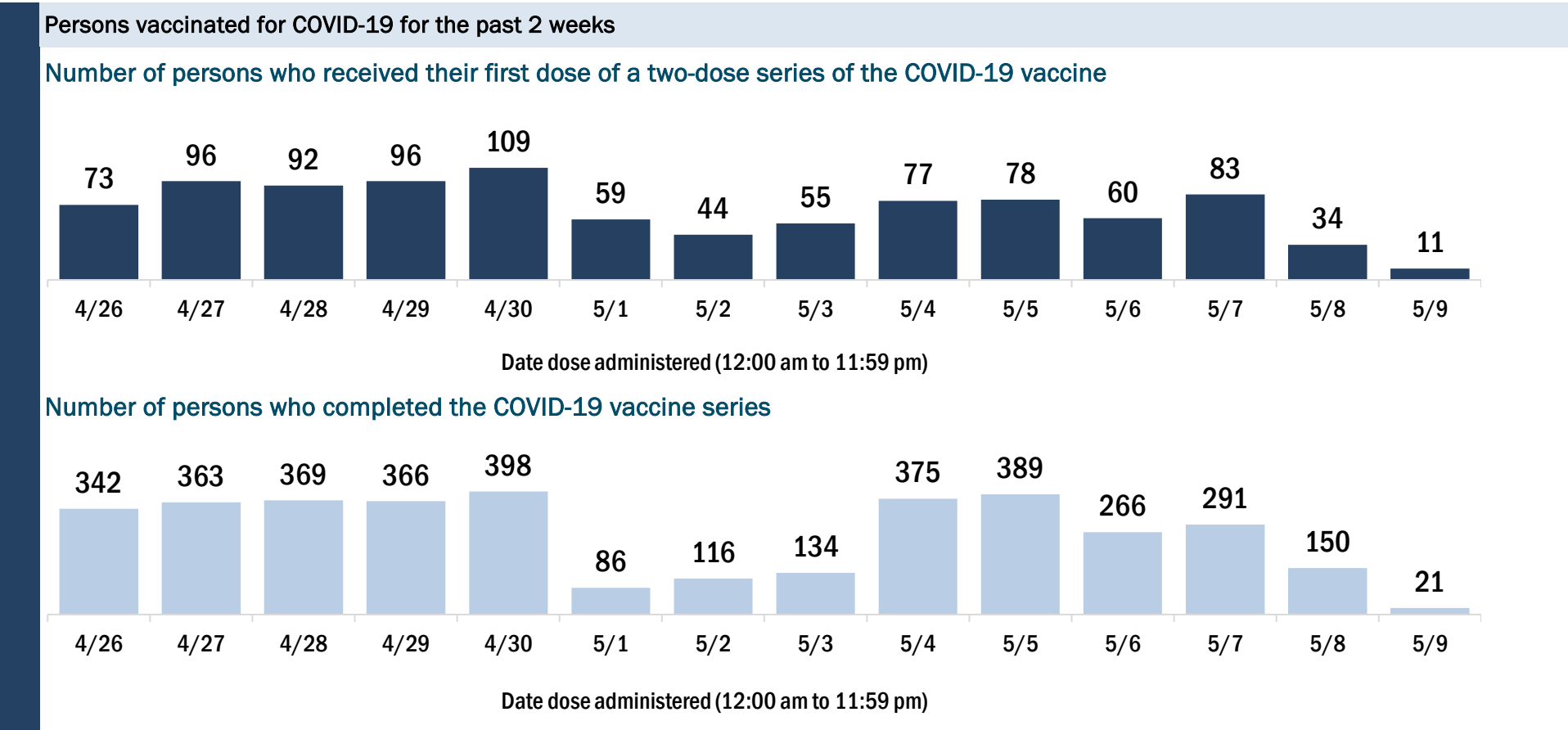
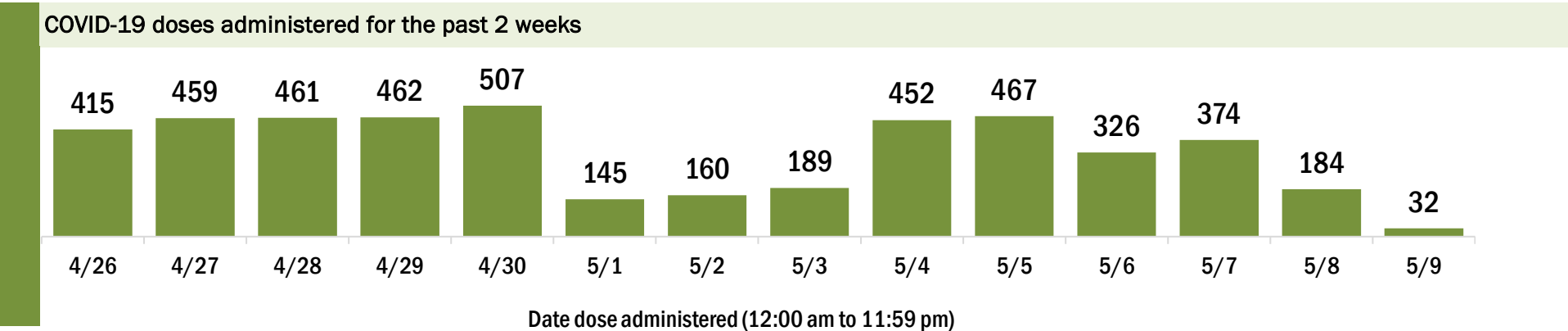
Data in this report are provisional and subject to change.

Data in this summary pertain to COVID-19 vaccines approved by the U.S. Food and Drug Administration and have been issued an Emergency Use Authorization (Janssen COVID-19 Vaccine, Moderna COVID-19 Vaccine and Pfizer-BioNTech COVID-19 Vaccine). These data summarize the number of people who have received either their first dose or have completed the series for a COVID-19 vaccine. **A person can only be counted in one category, first dose or series complete.** For persons receiving Moderna or Pfizer vaccines, once they receive their second dose, they are moved from the first dose column to the series completed column. **Because of this, the total first dose category may show a change from report to report not matching the total receiving their first dose from the previous day.** Persons receiving Johnson & Johnson vaccines will always be counted in the series completed column.

COVID-19 doses for vaccinated persons in Florida	
Doses administered	62,906
People receiving one dose of a 1-dose series (Johnson & Johnson) or receiving only one dose of a 2-dose series (Moderna, Pfizer) count once. Persons receiving both doses of a 2-dose series count twice.	

Current status of persons vaccinated for COVID-19 in Florida	
Total people vaccinated	34,562
First dose	3,944
Series completed	30,618
Completed 1-dose series	2,274
Completed 2-dose series	28,344
First dose: current number of people who have only received their first dose of the Moderna or Pfizer vaccine.	
Series complete: current number of people who have received both Moderna or Pfizer vaccine doses or one Johnson & Johnson dose and are considered fully immunized.	

Demographic summary	First dose	Series complete	Total people vaccinated
Age group	3,944	30,618	34,562
16-24 years	441	952	1,393
25-34 years	428	1,322	1,750
35-44 years	494	2,241	2,735
45-54 years	580	3,395	3,975
55-64 years	745	6,974	7,719
65-74 years	721	9,705	10,426
75-84 years	402	4,685	5,087
85+ years	133	1,344	1,477
Race	3,944	30,618	34,562
White	2,808	24,910	27,718
Black	205	1,433	1,638
American Indian/Alaskan	19	121	140
Other	252	1,542	1,794
Unknown	660	2,612	3,272
Other race includes Asian, native Hawaiian/Pacific Islander, or other.			
Ethnicity	3,944	30,618	34,562
Hispanic	187	847	1,034
Non-Hispanic	2,501	24,150	26,651
Unknown	1,256	5,621	6,877
Gender	3,944	30,618	34,562
Female	2,098	17,079	19,177
Male	1,839	13,537	15,376
Unknown	7	2	9



COVID-19: Okaloosa County vaccine summary

Vaccination data through May 9, 2021 as of May 10, 2021 at 12:05 AM

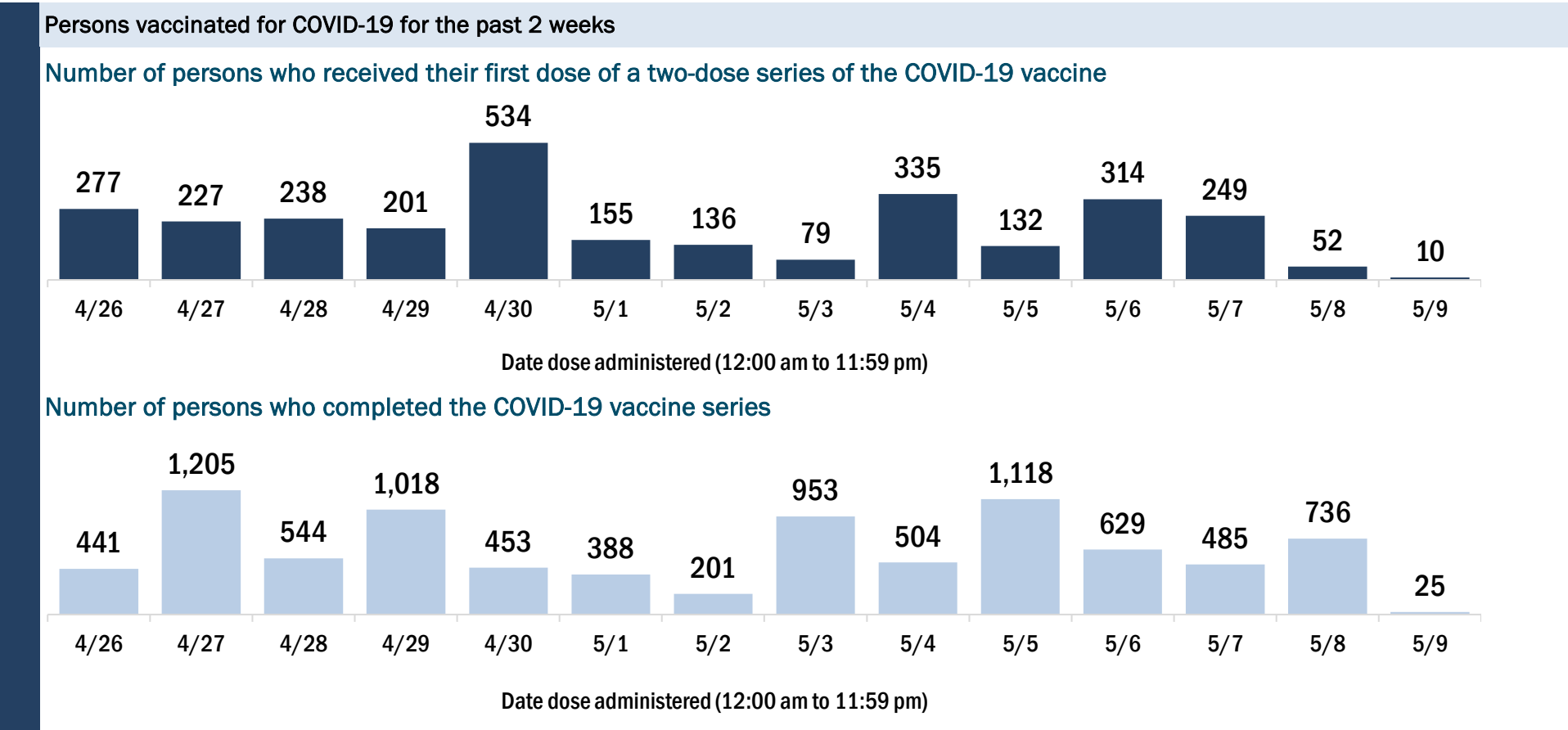
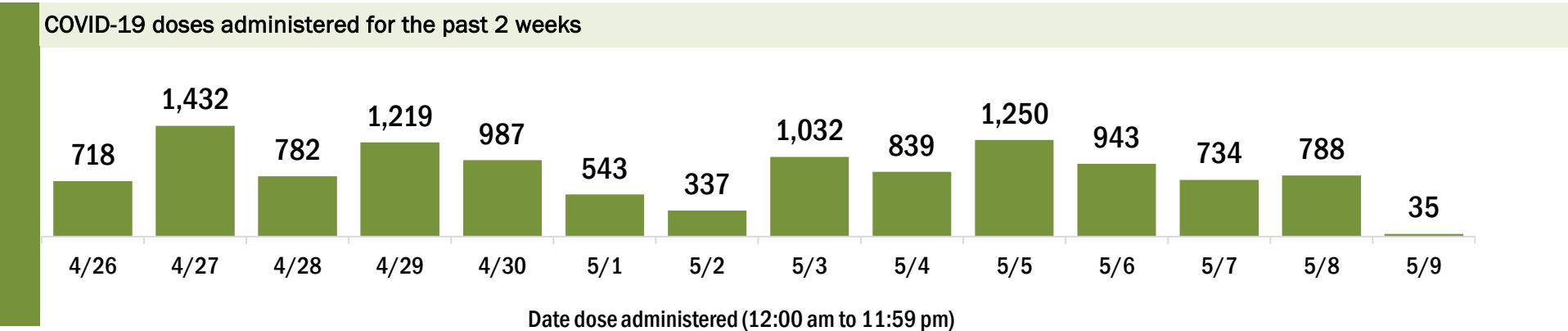
Data in this report are provisional and subject to change.

Data in this summary pertain to COVID-19 vaccines approved by the U.S. Food and Drug Administration and have been issued an Emergency Use Authorization (Janssen COVID-19 Vaccine, Moderna COVID-19 Vaccine and Pfizer-BioNTech COVID-19 Vaccine). These data summarize the number of people who have received either their first dose or have completed the series for a COVID-19 vaccine. **A person can only be counted in one category, first dose or series complete.** For persons receiving Moderna or Pfizer vaccines, once they receive their second dose, they are moved from the first dose column to the series completed column. **Because of this, the total first dose category may show a change from report to report not matching the total receiving their first dose from the previous day.** Persons receiving Johnson & Johnson vaccines will always be counted in the series completed column.

COVID-19 doses for vaccinated persons in Florida	
Doses administered	109,503
People receiving one dose of a 1-dose series (Johnson & Johnson) or receiving only one dose of a 2-dose series (Moderna, Pfizer) count once. Persons receiving both doses of a 2-dose series count twice.	

Current status of persons vaccinated for COVID-19 in Florida	
Total people vaccinated	62,922
First dose	12,032
Series completed	50,890
Completed 1-dose series	4,309
Completed 2-dose series	46,581
First dose: current number of people who have only received their first dose of the Moderna or Pfizer vaccine.	
Series complete: current number of people who have received both Moderna or Pfizer vaccine doses or one Johnson & Johnson dose and are considered fully immunized.	

Demographic summary	First dose	Series complete	Total people vaccinated
Age group	12,032	50,890	62,922
16-24 years	1,325	1,735	3,060
25-34 years	1,831	3,172	5,003
35-44 years	1,754	4,564	6,318
45-54 years	1,752	5,913	7,665
55-64 years	2,375	11,539	13,914
65-74 years	1,667	13,766	15,433
75-84 years	961	7,480	8,441
85+ years	367	2,721	3,088
Race	12,032	50,890	62,922
White	6,684	35,358	42,042
Black	719	2,820	3,539
American Indian/Alaskan	74	221	295
Other	1,314	4,713	6,027
Unknown	3,241	7,778	11,019
Other race includes Asian, native Hawaiian/Pacific Islander, or other.			
Ethnicity	12,032	50,890	62,922
Hispanic	844	2,059	2,903
Non-Hispanic	5,839	32,104	37,943
Unknown	5,349	16,727	22,076
Gender	12,032	50,890	62,922
Female	6,492	28,766	35,258
Male	5,415	22,095	27,510
Unknown	125	29	154



COVID-19: Okeechobee County vaccine summary

Vaccination data through May 9, 2021 as of May 10, 2021 at 12:05 AM

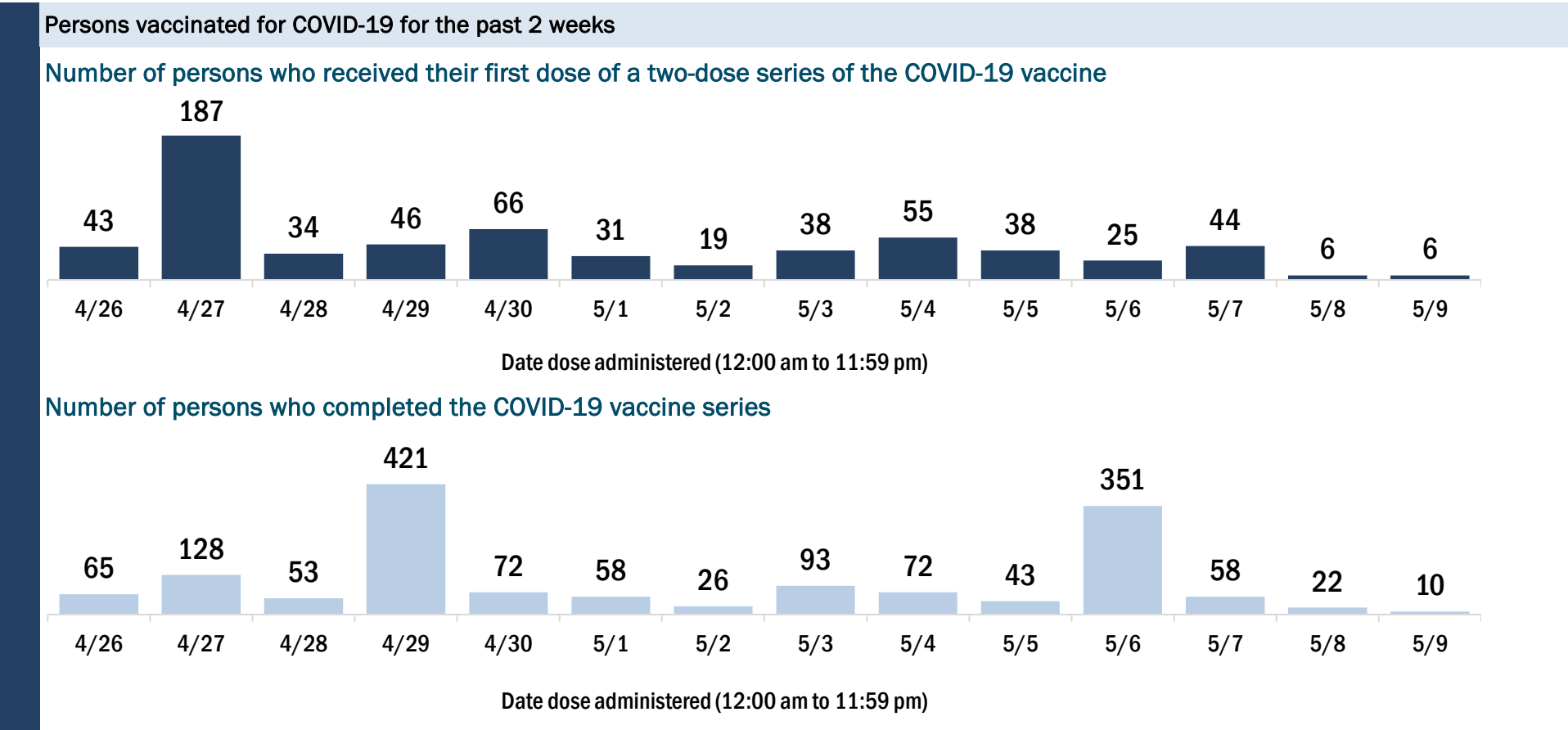
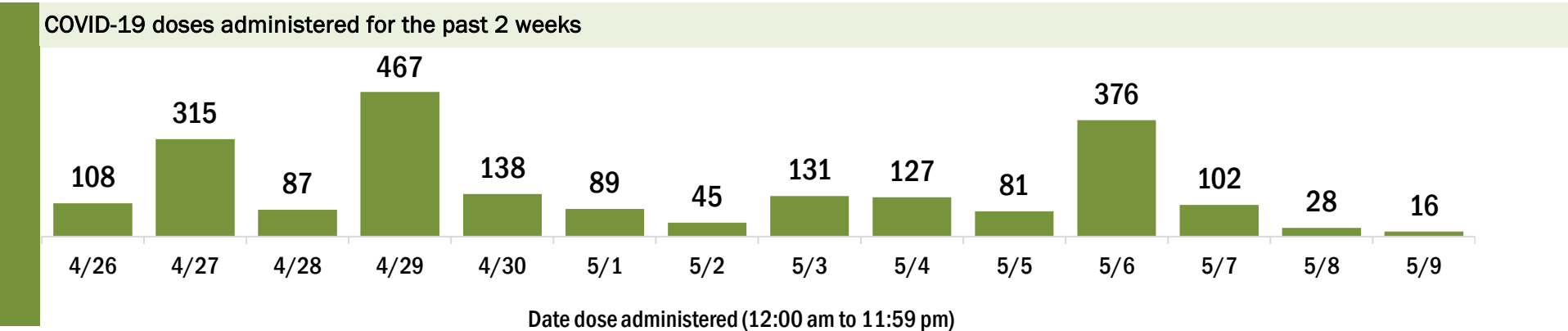
Data in this report are provisional and subject to change.

Data in this summary pertain to COVID-19 vaccines approved by the U.S. Food and Drug Administration and have been issued an Emergency Use Authorization (Janssen COVID-19 Vaccine, Moderna COVID-19 Vaccine and Pfizer-BioNTech COVID-19 Vaccine). These data summarize the number of people who have received either their first dose or have completed the series for a COVID-19 vaccine. **A person can only be counted in one category, first dose or series complete.** For persons receiving Moderna or Pfizer vaccines, once they receive their second dose, they are moved from the first dose column to the series completed column. **Because of this, the total first dose category may show a change from report to report not matching the total receiving their first dose from the previous day.** Persons receiving Johnson & Johnson vaccines will always be counted in the series completed column.

COVID-19 doses for vaccinated persons in Florida	
Doses administered	20,642
People receiving one dose of a 1-dose series (Johnson & Johnson) or receiving only one dose of a 2-dose series (Moderna, Pfizer) count once. Persons receiving both doses of a 2-dose series count twice.	

Current status of persons vaccinated for COVID-19 in Florida	
Total people vaccinated	12,206
First dose	3,125
Series completed	9,081
Completed 1-dose series	645
Completed 2-dose series	8,436
First dose: current number of people who have only received their first dose of the Moderna or Pfizer vaccine.	
Series complete: current number of people who have received both Moderna or Pfizer vaccine doses or one Johnson & Johnson dose and are considered fully immunized.	

Demographic summary	First dose	Series complete	Total people vaccinated
Age group	3,125	9,081	12,206
16-24 years	213	178	391
25-34 years	362	343	705
35-44 years	442	508	950
45-54 years	612	815	1,427
55-64 years	774	1,632	2,406
65-74 years	434	3,052	3,486
75-84 years	230	1,997	2,227
85+ years	58	556	614
Race	3,125	9,081	12,206
White	1,835	7,230	9,065
Black	160	211	371
American Indian/Alaskan	10	43	53
Other	256	806	1,062
Unknown	864	791	1,655
Other race includes Asian, native Hawaiian/Pacific Islander, or other.			
Ethnicity	3,125	9,081	12,206
Hispanic	555	1,038	1,593
Non-Hispanic	1,201	6,325	7,526
Unknown	1,369	1,718	3,087
Gender	3,125	9,081	12,206
Female	1,199	5,035	6,234
Male	1,921	4,046	5,967
Unknown	5	0	5



COVID-19: Orange County vaccine summary

Vaccination data through May 9, 2021 as of May 10, 2021 at 12:05 AM

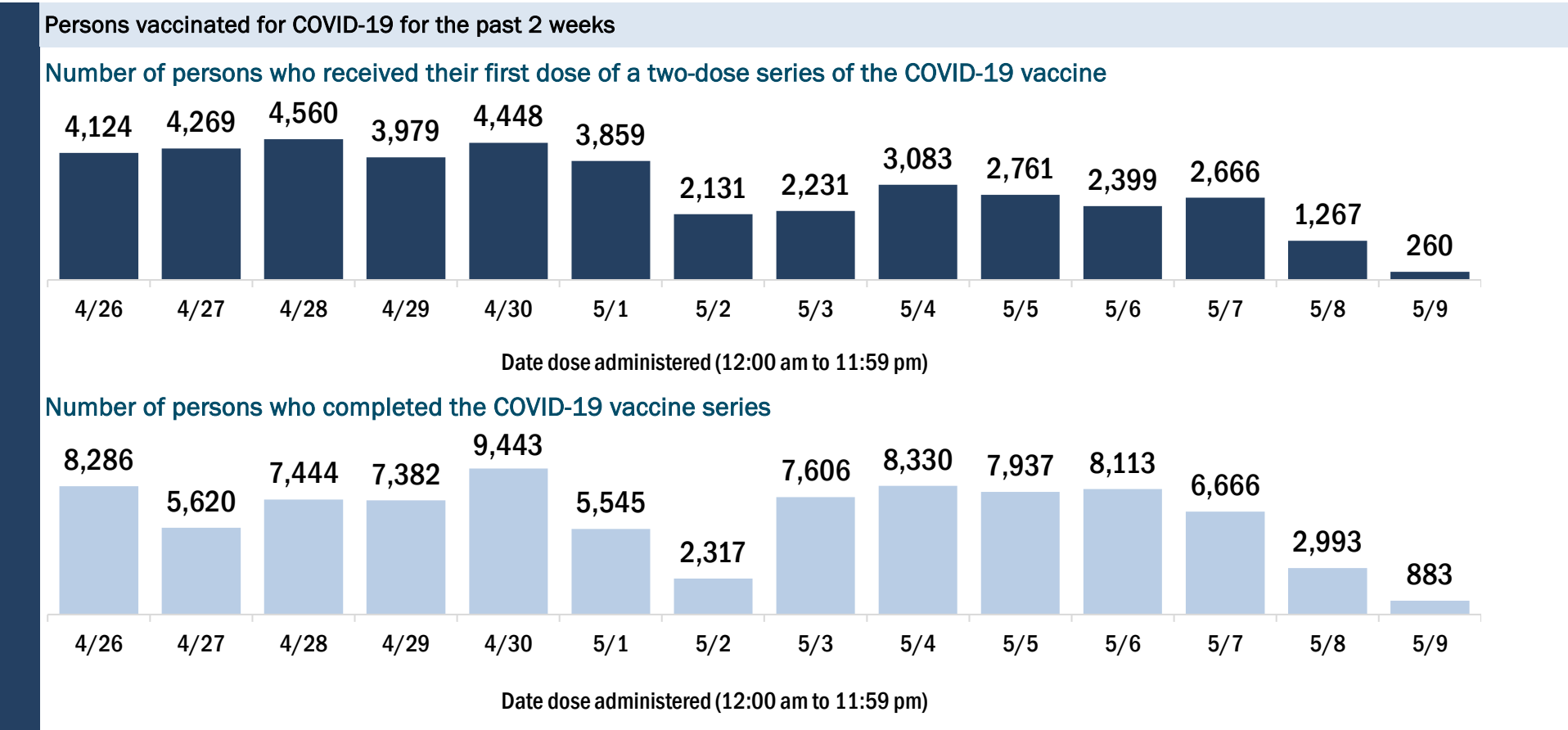
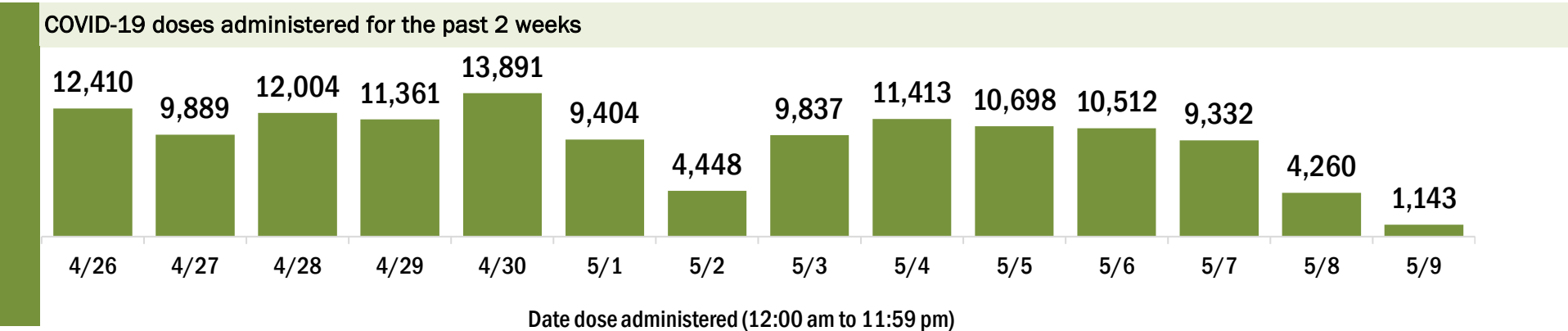
Data in this report are provisional and subject to change.

Data in this summary pertain to COVID-19 vaccines approved by the U.S. Food and Drug Administration and have been issued an Emergency Use Authorization (Janssen COVID-19 Vaccine, Moderna COVID-19 Vaccine and Pfizer-BioNTech COVID-19 Vaccine). These data summarize the number of people who have received either their first dose or have completed the series for a COVID-19 vaccine. **A person can only be counted in one category, first dose or series complete.** For persons receiving Moderna or Pfizer vaccines, once they receive their second dose, they are moved from the first dose column to the series completed column. **Because of this, the total first dose category may show a change from report to report not matching the total receiving their first dose from the previous day.** Persons receiving Johnson & Johnson vaccines will always be counted in the series completed column.

COVID-19 doses for vaccinated persons in Florida	
Doses administered	947,735
People receiving one dose of a 1-dose series (Johnson & Johnson) or receiving only one dose of a 2-dose series (Moderna, Pfizer) count once. Persons receiving both doses of a 2-dose series count twice.	

Current status of persons vaccinated for COVID-19 in Florida	
Total people vaccinated	572,016
First dose	135,507
Series completed	436,509
Completed 1-dose series	60,790
Completed 2-dose series	375,719
First dose: current number of people who have only received their first dose of the Moderna or Pfizer vaccine.	
Series complete: current number of people who have received both Moderna or Pfizer vaccine doses or one Johnson & Johnson dose and are considered fully immunized.	

Demographic summary	First dose	Series complete	Total people vaccinated
Age group	135,507	436,509	572,016
16-24 years	23,191	33,170	56,361
25-34 years	27,109	52,714	79,823
35-44 years	26,201	67,463	93,664
45-54 years	22,707	77,260	99,967
55-64 years	18,288	85,116	103,404
65-74 years	9,836	74,660	84,496
75-84 years	4,897	34,056	38,953
85+ years	3,278	12,070	15,348
Race	135,507	436,509	572,016
White	69,016	264,101	333,117
Black	12,553	34,159	46,712
American Indian/Alaskan	615	1,356	1,971
Other	25,077	74,129	99,206
Unknown	28,246	62,764	91,010
Other race includes Asian, native Hawaiian/Pacific Islander, or other.			
Ethnicity	135,507	436,509	572,016
Hispanic	28,647	57,535	86,182
Non-Hispanic	48,529	221,727	270,256
Unknown	58,331	157,247	215,578
Gender	135,507	436,509	572,016
Female	69,483	239,379	308,862
Male	64,308	196,083	260,391
Unknown	1,716	1,047	2,763



COVID-19: Osceola County vaccine summary

Vaccination data through May 9, 2021 as of May 10, 2021 at 12:05 AM

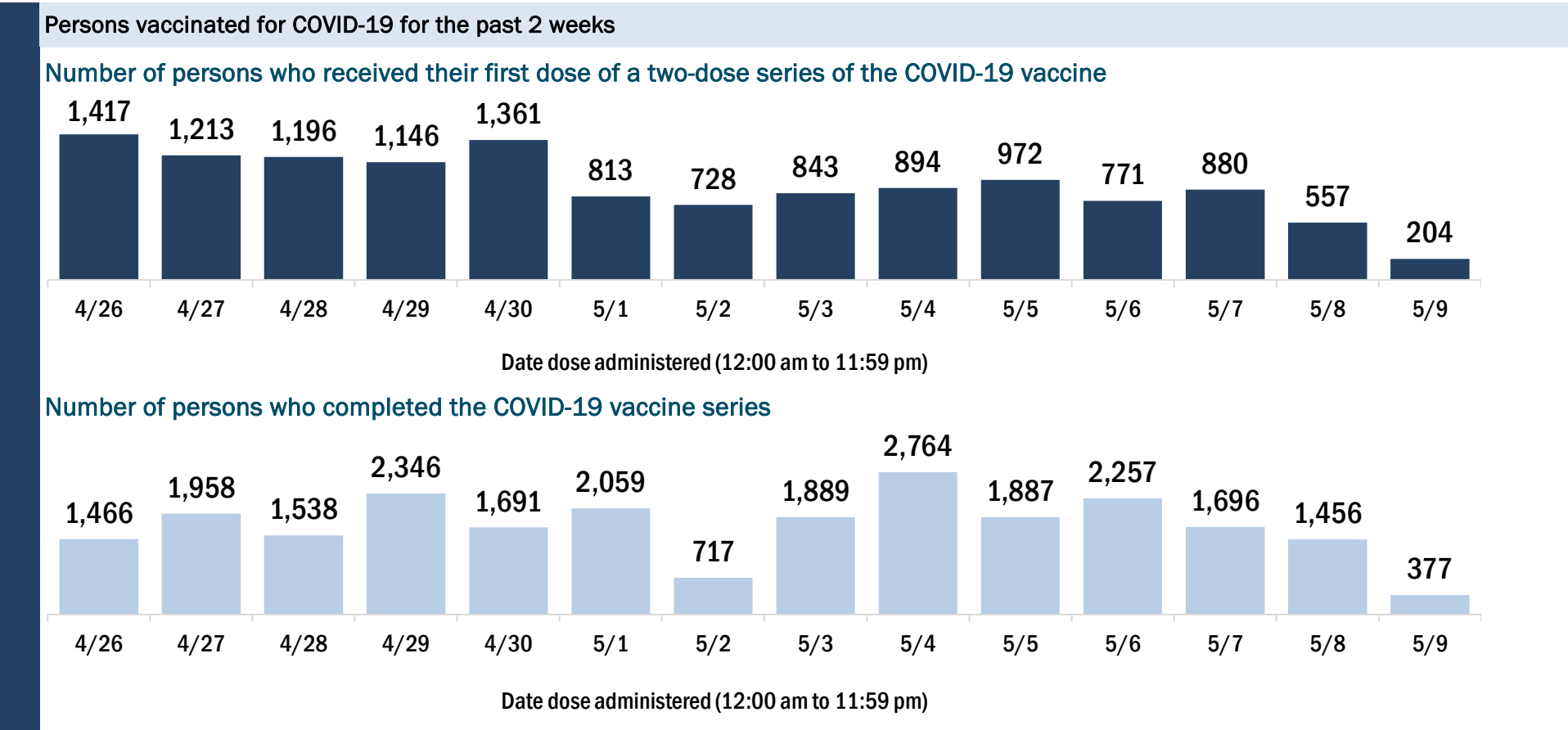
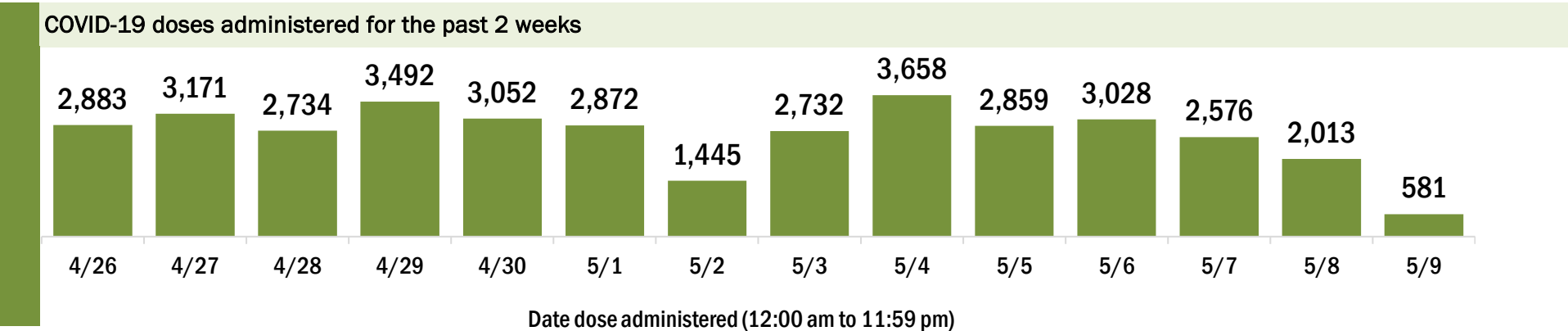
Data in this report are provisional and subject to change.

Data in this summary pertain to COVID-19 vaccines approved by the U.S. Food and Drug Administration and have been issued an Emergency Use Authorization (Janssen COVID-19 Vaccine, Moderna COVID-19 Vaccine and Pfizer-BioNTech COVID-19 Vaccine). These data summarize the number of people who have received either their first dose or have completed the series for a COVID-19 vaccine. **A person can only be counted in one category, first dose or series complete.** For persons receiving Moderna or Pfizer vaccines, once they receive their second dose, they are moved from the first dose column to the series completed column. **Because of this, the total first dose category may show a change from report to report not matching the total receiving their first dose from the previous day.** Persons receiving Johnson & Johnson vaccines will always be counted in the series completed column.

COVID-19 doses for vaccinated persons in Florida	
Doses administered	241,308
People receiving one dose of a 1-dose series (Johnson & Johnson) or receiving only one dose of a 2-dose series (Moderna, Pfizer) count once. Persons receiving both doses of a 2-dose series count twice.	

Current status of persons vaccinated for COVID-19 in Florida	
Total people vaccinated	146,035
First dose	38,029
Series completed	108,006
Completed 1-dose series	12,733
Completed 2-dose series	95,273
First dose: current number of people who have only received their first dose of the Moderna or Pfizer vaccine.	
Series complete: current number of people who have received both Moderna or Pfizer vaccine doses or one Johnson & Johnson dose and are considered fully immunized.	

Demographic summary	First dose	Series complete	Total people vaccinated
Age group	38,029	108,006	146,035
16-24 years	6,346	6,344	12,690
25-34 years	6,444	10,165	16,609
35-44 years	7,405	14,128	21,533
45-54 years	6,927	18,806	25,733
55-64 years	5,620	22,278	27,898
65-74 years	3,185	22,585	25,770
75-84 years	1,605	10,641	12,246
85+ years	497	3,059	3,556
Race	38,029	108,006	146,035
White	19,990	65,244	85,234
Black	2,181	5,765	7,946
American Indian/Alaskan	186	505	691
Other	7,160	19,372	26,532
Unknown	8,512	17,120	25,632
Other race includes Asian, native Hawaiian/Pacific Islander, or other.			
Ethnicity	38,029	108,006	146,035
Hispanic	13,970	33,543	47,513
Non-Hispanic	8,747	39,852	48,599
Unknown	15,312	34,611	49,923
Gender	38,029	108,006	146,035
Female	20,190	60,480	80,670
Male	17,772	47,444	65,216
Unknown	67	82	149



COVID-19: Palm Beach County vaccine summary

Vaccination data through May 9, 2021 as of May 10, 2021 at 12:05 AM

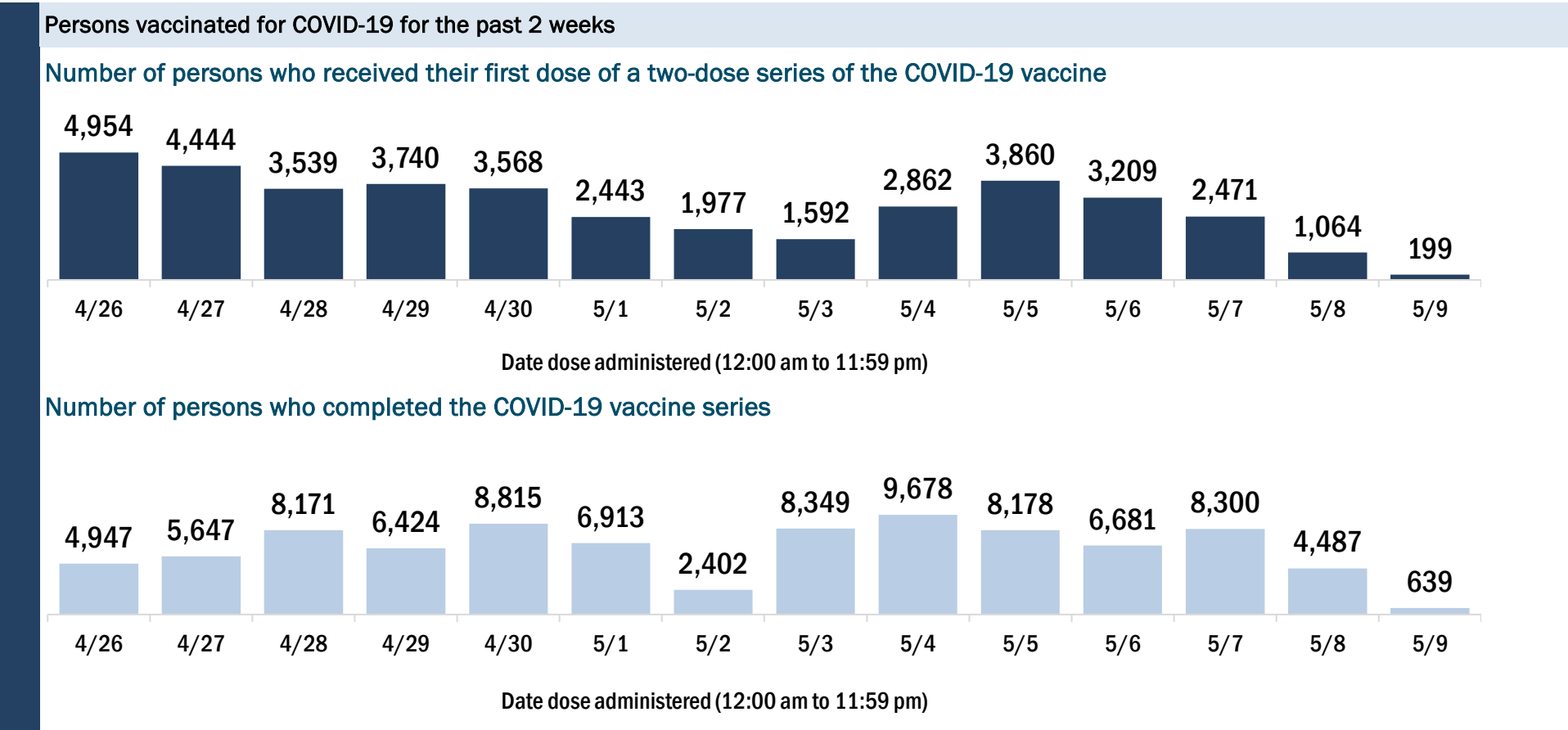
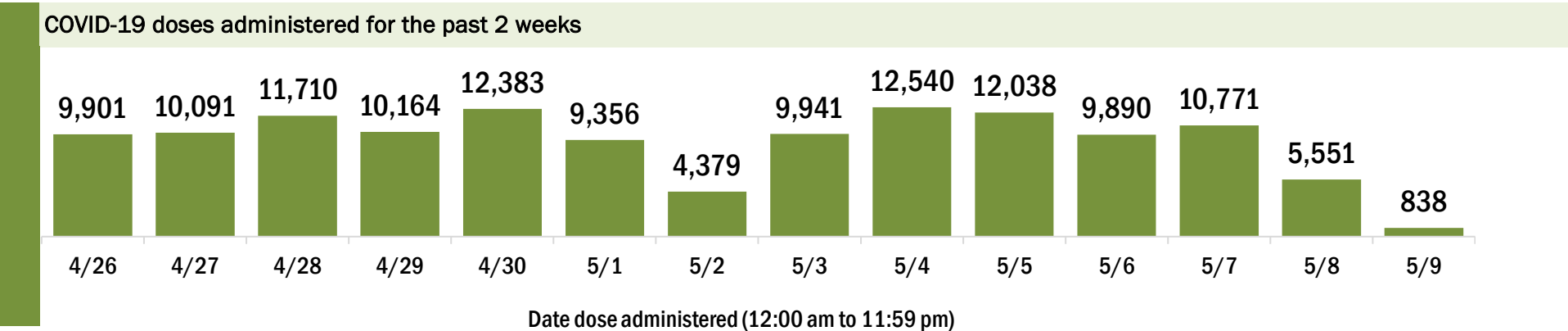
Data in this report are provisional and subject to change.

Data in this summary pertain to COVID-19 vaccines approved by the U.S. Food and Drug Administration and have been issued an Emergency Use Authorization (Janssen COVID-19 Vaccine, Moderna COVID-19 Vaccine and Pfizer-BioNTech COVID-19 Vaccine). These data summarize the number of people who have received either their first dose or have completed the series for a COVID-19 vaccine. **A person can only be counted in one category, first dose or series complete.** For persons receiving Moderna or Pfizer vaccines, once they receive their second dose, they are moved from the first dose column to the series completed column. **Because of this, the total first dose category may show a change from report to report not matching the total receiving their first dose from the previous day.** Persons receiving Johnson & Johnson vaccines will always be counted in the series completed column.

COVID-19 doses for vaccinated persons in Florida	
Doses administered	1,156,366
People receiving one dose of a 1-dose series (Johnson & Johnson) or receiving only one dose of a 2-dose series (Moderna, Pfizer) count once. Persons receiving both doses of a 2-dose series count twice.	

Current status of persons vaccinated for COVID-19 in Florida	
Total people vaccinated	682,074
First dose	162,633
Series completed	519,441
Completed 1-dose series	45,149
Completed 2-dose series	474,292
First dose: current number of people who have only received their first dose of the Moderna or Pfizer vaccine.	
Series complete: current number of people who have received both Moderna or Pfizer vaccine doses or one Johnson & Johnson dose and are considered fully immunized.	

Demographic summary	First dose	Series complete	Total people vaccinated
Age group	162,633	519,441	682,074
16-24 years	16,780	20,136	36,916
25-34 years	20,286	31,017	51,303
35-44 years	23,383	45,359	68,742
45-54 years	26,564	67,199	93,763
55-64 years	29,054	101,047	130,101
65-74 years	23,650	130,978	154,628
75-84 years	15,617	87,967	103,584
85+ years	7,299	35,738	43,037
Race	162,633	519,441	682,074
White	93,468	332,465	425,933
Black	14,583	29,052	43,635
American Indian/Alaskan	768	1,492	2,260
Other	18,268	49,465	67,733
Unknown	35,546	106,967	142,513
Other race includes Asian, native Hawaiian/Pacific Islander, or other.			
Ethnicity	162,633	519,441	682,074
Hispanic	30,115	53,806	83,921
Non-Hispanic	70,665	269,265	339,930
Unknown	61,853	196,370	258,223
Gender	162,633	519,441	682,074
Female	85,400	291,747	377,147
Male	76,709	227,320	304,029
Unknown	524	374	898



COVID-19: Pasco County vaccine summary

Vaccination data through May 9, 2021 as of May 10, 2021 at 12:05 AM

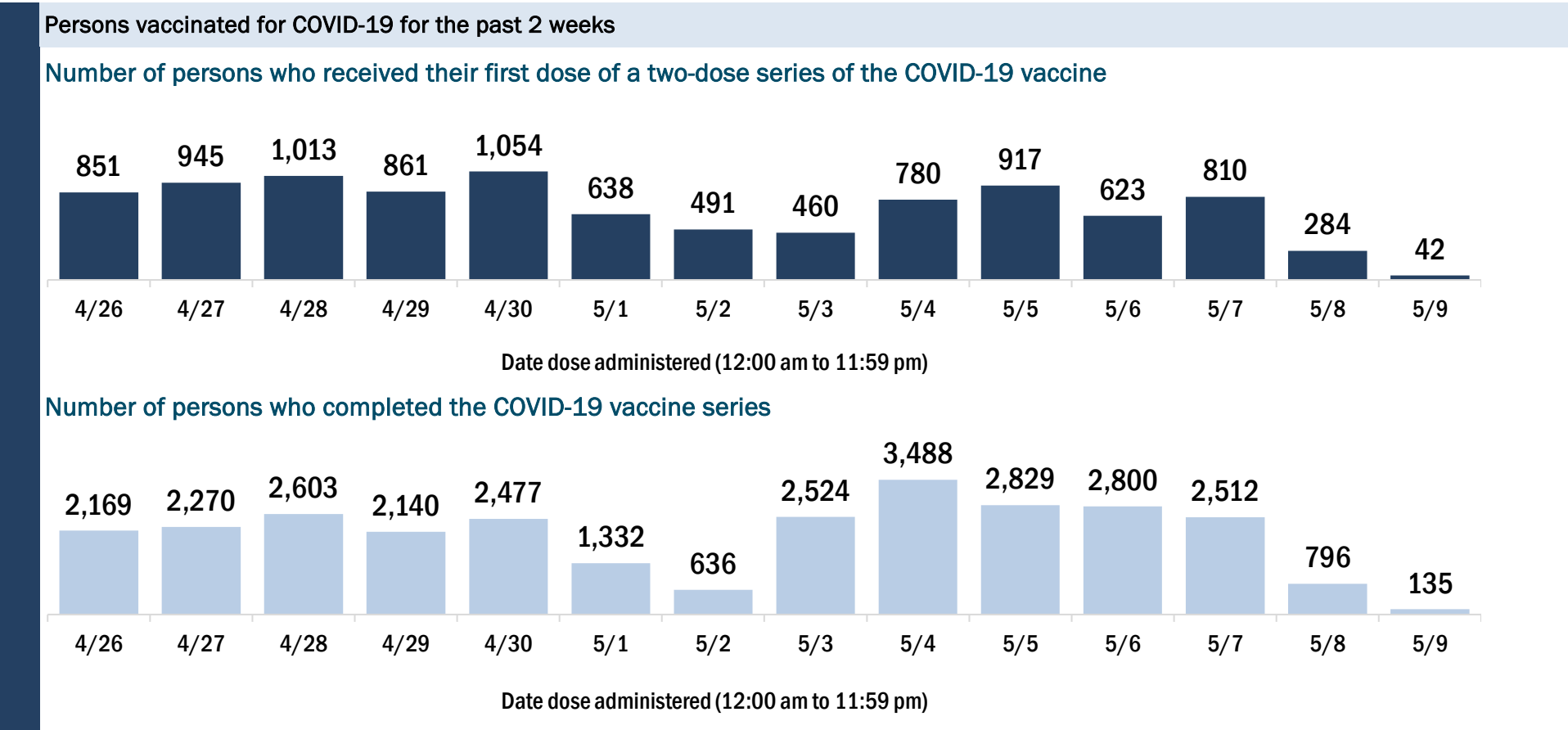
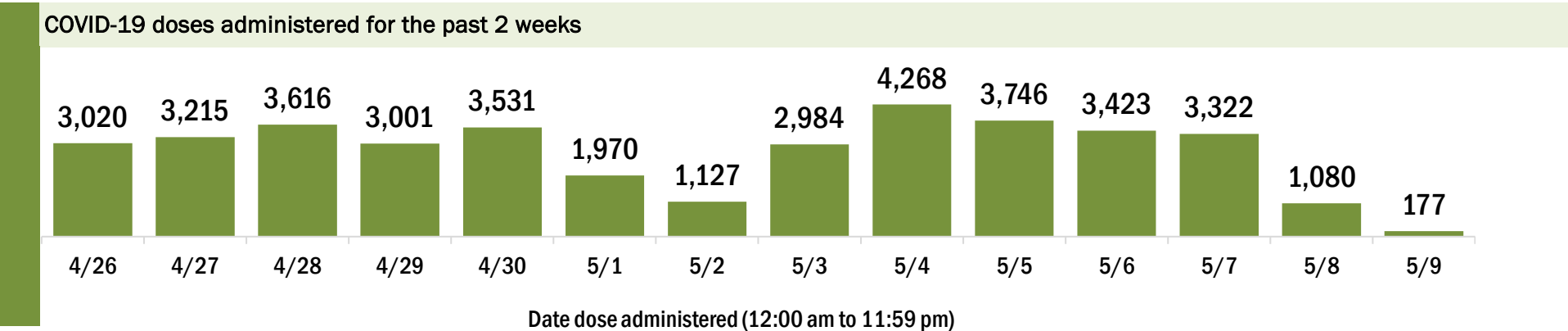
Data in this report are provisional and subject to change.

Data in this summary pertain to COVID-19 vaccines approved by the U.S. Food and Drug Administration and have been issued an Emergency Use Authorization (Janssen COVID-19 Vaccine, Moderna COVID-19 Vaccine and Pfizer-BioNTech COVID-19 Vaccine). These data summarize the number of people who have received either their first dose or have completed the series for a COVID-19 vaccine. **A person can only be counted in one category, first dose or series complete.** For persons receiving Moderna or Pfizer vaccines, once they receive their second dose, they are moved from the first dose column to the series completed column. **Because of this, the total first dose category may show a change from report to report not matching the total receiving their first dose from the previous day.** Persons receiving Johnson & Johnson vaccines will always be counted in the series completed column.

COVID-19 doses for vaccinated persons in Florida	
Doses administered	360,411
People receiving one dose of a 1-dose series (Johnson & Johnson) or receiving only one dose of a 2-dose series (Moderna, Pfizer) count once. Persons receiving both doses of a 2-dose series count twice.	

Current status of persons vaccinated for COVID-19 in Florida	
Total people vaccinated	211,040
First dose	47,770
Series completed	163,270
Completed 1-dose series	13,899
Completed 2-dose series	149,371
First dose: current number of people who have only received their first dose of the Moderna or Pfizer vaccine.	
Series complete: current number of people who have received both Moderna or Pfizer vaccine doses or one Johnson & Johnson dose and are considered fully immunized.	

Demographic summary	First dose	Series complete	Total people vaccinated
Age group	47,770	163,270	211,040
16-24 years	4,970	6,506	11,476
25-34 years	5,035	8,958	13,993
35-44 years	6,485	15,255	21,740
45-54 years	7,407	21,946	29,353
55-64 years	8,500	32,455	40,955
65-74 years	8,281	43,934	52,215
75-84 years	5,330	26,363	31,693
85+ years	1,762	7,853	9,615
Race	47,770	163,270	211,040
White	32,463	122,595	155,058
Black	1,980	4,785	6,765
American Indian/Alaskan	249	604	853
Other	5,390	15,511	20,901
Unknown	7,688	19,775	27,463
Other race includes Asian, native Hawaiian/Pacific Islander, or other.			
Ethnicity	47,770	163,270	211,040
Hispanic	4,687	10,316	15,003
Non-Hispanic	24,038	98,741	122,779
Unknown	19,045	54,213	73,258
Gender	47,770	163,270	211,040
Female	25,506	93,370	118,876
Male	22,219	69,784	92,003
Unknown	45	116	161



COVID-19: Pinellas County vaccine summary

Vaccination data through May 9, 2021 as of May 10, 2021 at 12:05 AM

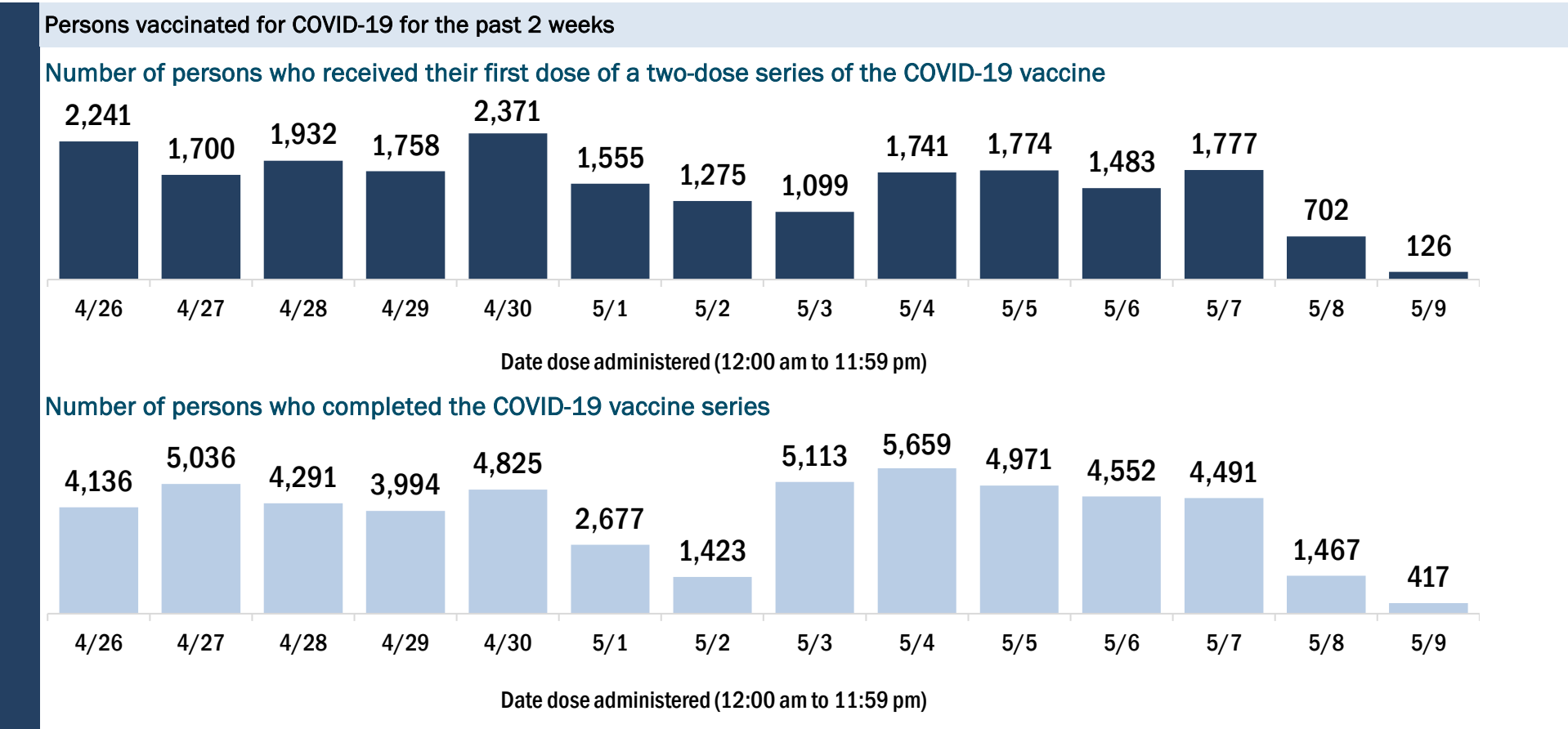
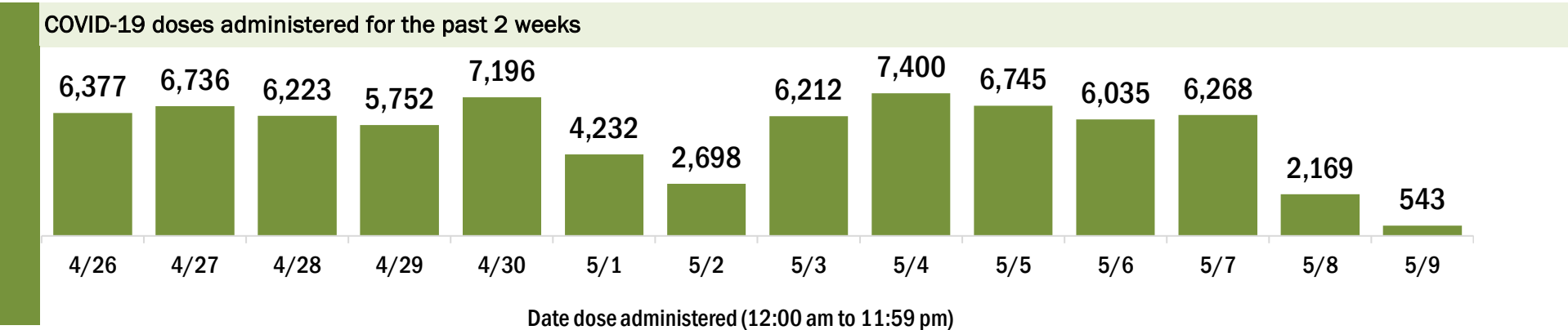
Data in this report are provisional and subject to change.

Data in this summary pertain to COVID-19 vaccines approved by the U.S. Food and Drug Administration and have been issued an Emergency Use Authorization (Janssen COVID-19 Vaccine, Moderna COVID-19 Vaccine and Pfizer-BioNTech COVID-19 Vaccine). These data summarize the number of people who have received either their first dose or have completed the series for a COVID-19 vaccine. **A person can only be counted in one category, first dose or series complete.** For persons receiving Moderna or Pfizer vaccines, once they receive their second dose, they are moved from the first dose column to the series completed column. **Because of this, the total first dose category may show a change from report to report not matching the total receiving their first dose from the previous day.** Persons receiving Johnson & Johnson vaccines will always be counted in the series completed column.

COVID-19 doses for vaccinated persons in Florida	
Doses administered	773,306
People receiving one dose of a 1-dose series (Johnson & Johnson) or receiving only one dose of a 2-dose series (Moderna, Pfizer) count once. Persons receiving both doses of a 2-dose series count twice.	

Current status of persons vaccinated for COVID-19 in Florida	
Total people vaccinated	443,015
First dose	89,026
Series completed	353,989
Completed 1-dose series	23,698
Completed 2-dose series	330,291
First dose: current number of people who have only received their first dose of the Moderna or Pfizer vaccine.	
Series complete: current number of people who have received both Moderna or Pfizer vaccine doses or one Johnson & Johnson dose and are considered fully immunized.	

Demographic summary	First dose	Series complete	Total people vaccinated
Age group	89,026	353,989	443,015
16-24 years	9,735	12,050	21,785
25-34 years	12,684	23,351	36,035
35-44 years	12,548	30,372	42,920
45-54 years	12,949	44,871	57,820
55-64 years	16,089	80,419	96,508
65-74 years	13,572	94,474	108,046
75-84 years	7,905	49,734	57,639
85+ years	3,544	18,718	22,262
Race	89,026	353,989	443,015
White	56,674	264,686	321,360
Black	5,732	15,100	20,832
American Indian/Alaskan	381	831	1,212
Other	9,123	28,923	38,046
Unknown	17,116	44,449	61,565
Other race includes Asian, native Hawaiian/Pacific Islander, or other.			
Ethnicity	89,026	353,989	443,015
Hispanic	5,182	12,584	17,766
Non-Hispanic	46,554	222,244	268,798
Unknown	37,290	119,161	156,451
Gender	89,026	353,989	443,015
Female	47,235	200,605	247,840
Male	41,585	152,813	194,398
Unknown	206	571	777



COVID-19: Polk County vaccine summary

Vaccination data through May 9, 2021 as of May 10, 2021 at 12:05 AM

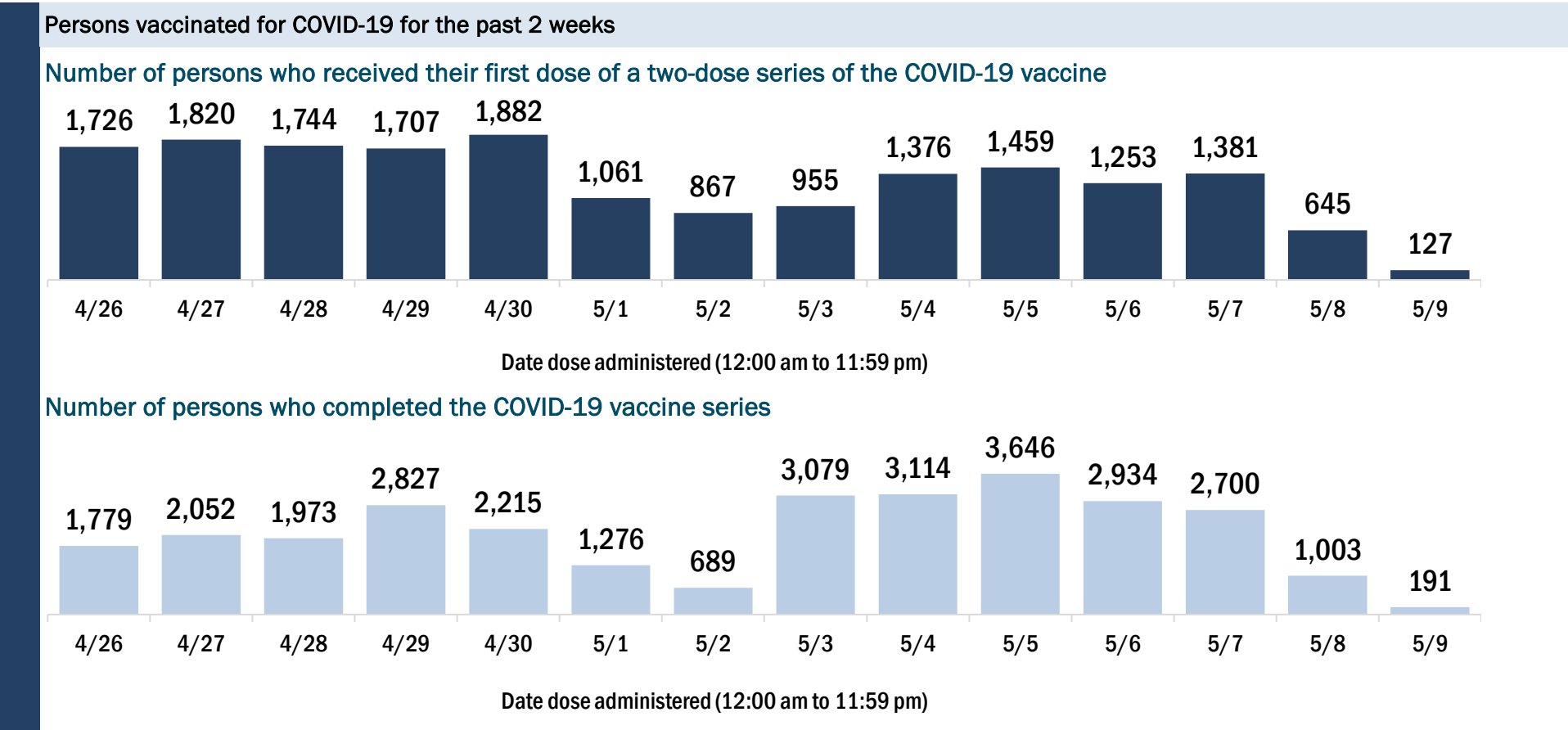
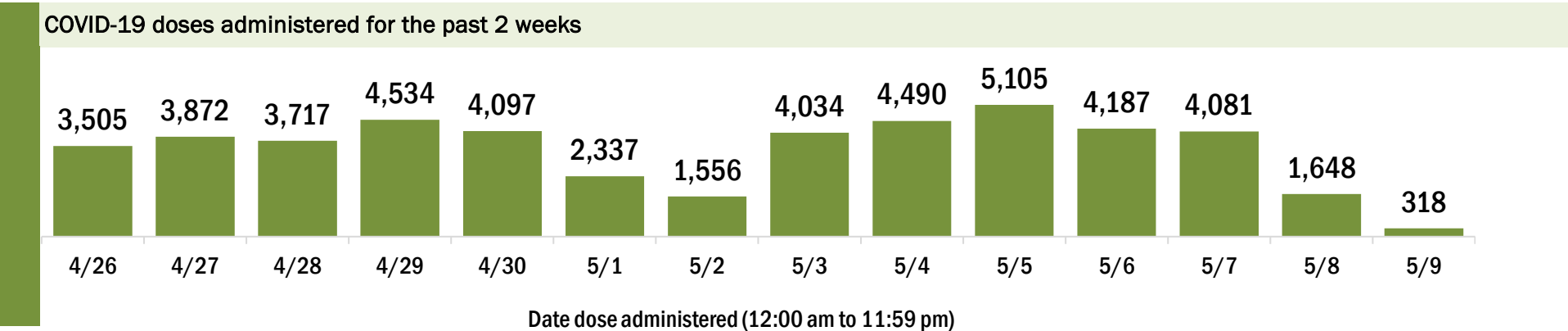
Data in this report are provisional and subject to change.

Data in this summary pertain to COVID-19 vaccines approved by the U.S. Food and Drug Administration and have been issued an Emergency Use Authorization (Janssen COVID-19 Vaccine, Moderna COVID-19 Vaccine and Pfizer-BioNTech COVID-19 Vaccine). These data summarize the number of people who have received either their first dose or have completed the series for a COVID-19 vaccine. **A person can only be counted in one category, first dose or series complete.** For persons receiving Moderna or Pfizer vaccines, once they receive their second dose, they are moved from the first dose column to the series completed column. **Because of this, the total first dose category may show a change from report to report not matching the total receiving their first dose from the previous day.** Persons receiving Johnson & Johnson vaccines will always be counted in the series completed column.

COVID-19 doses for vaccinated persons in Florida	
Doses administered	422,737
People receiving one dose of a 1-dose series (Johnson & Johnson) or receiving only one dose of a 2-dose series (Moderna, Pfizer) count once. Persons receiving both doses of a 2-dose series count twice.	

Current status of persons vaccinated for COVID-19 in Florida	
Total people vaccinated	252,246
First dose	68,565
Series completed	183,681
Completed 1-dose series	13,190
Completed 2-dose series	170,491
First dose: current number of people who have only received their first dose of the Moderna or Pfizer vaccine.	
Series complete: current number of people who have received both Moderna or Pfizer vaccine doses or one Johnson & Johnson dose and are considered fully immunized.	

Demographic summary	First dose	Series complete	Total people vaccinated
Age group	68,565	183,681	252,246
16-24 years	7,083	6,522	13,605
25-34 years	8,872	11,404	20,276
35-44 years	9,921	15,365	25,286
45-54 years	10,754	22,411	33,165
55-64 years	11,843	36,049	47,892
65-74 years	10,994	52,012	63,006
75-84 years	6,770	30,973	37,743
85+ years	2,328	8,945	11,273
Race	68,565	183,681	252,246
White	40,452	128,826	169,278
Black	6,283	12,499	18,782
American Indian/Alaskan	485	860	1,345
Other	8,361	16,421	24,782
Unknown	12,984	25,075	38,059
Other race includes Asian, native Hawaiian/Pacific Islander, or other.			
Ethnicity	68,565	183,681	252,246
Hispanic	13,829	21,363	35,192
Non-Hispanic	28,764	103,740	132,504
Unknown	25,972	58,578	84,550
Gender	68,565	183,681	252,246
Female	35,738	103,677	139,415
Male	32,708	79,902	112,610
Unknown	119	102	221



COVID-19: Putnam County vaccine summary

Vaccination data through May 9, 2021 as of May 10, 2021 at 12:05 AM

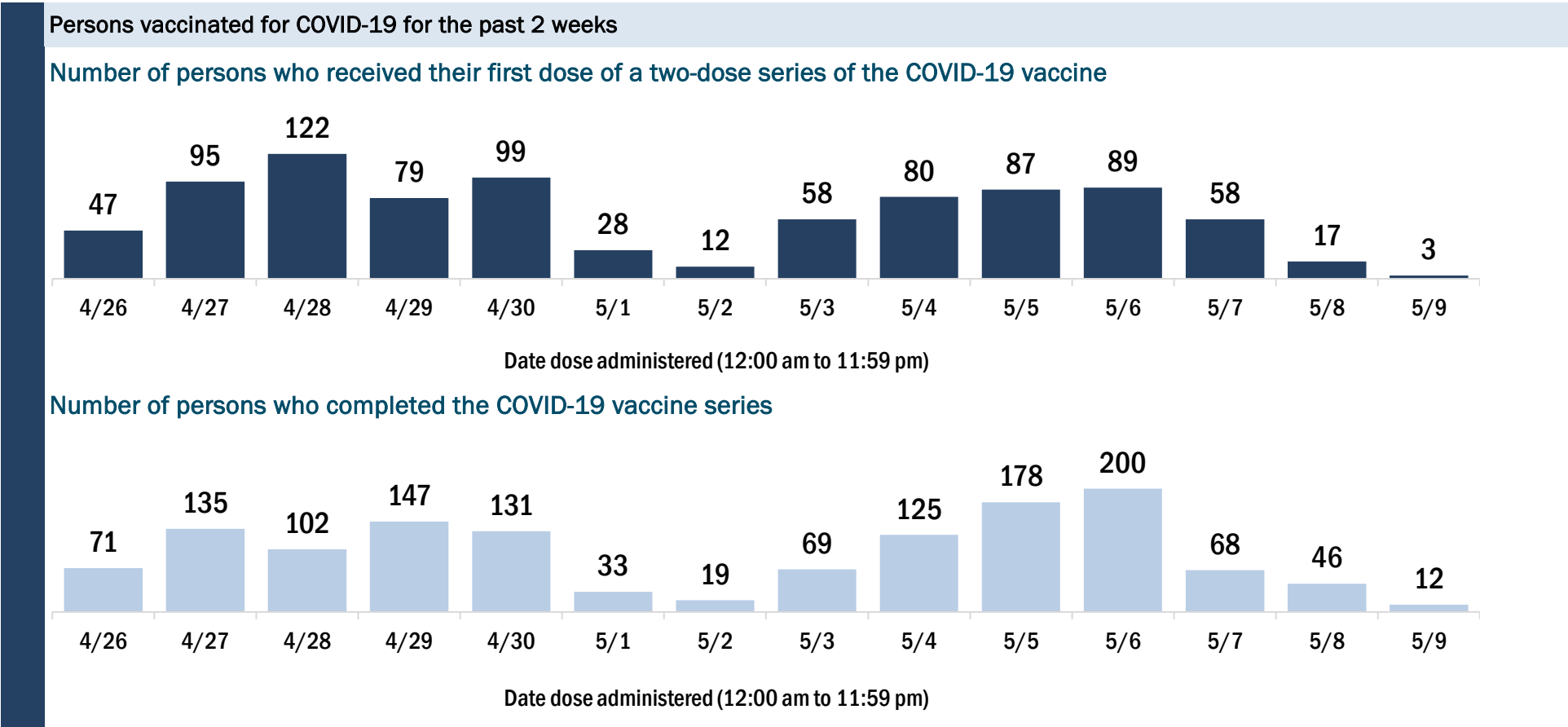
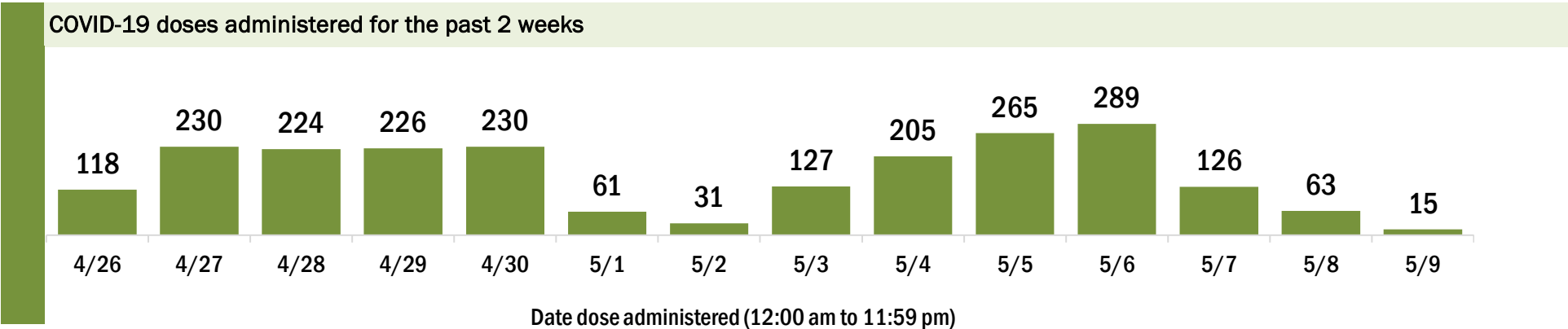
Data in this report are provisional and subject to change.

Data in this summary pertain to COVID-19 vaccines approved by the U.S. Food and Drug Administration and have been issued an Emergency Use Authorization (Janssen COVID-19 Vaccine, Moderna COVID-19 Vaccine and Pfizer-BioNTech COVID-19 Vaccine). These data summarize the number of people who have received either their first dose or have completed the series for a COVID-19 vaccine. **A person can only be counted in one category, first dose or series complete.** For persons receiving Moderna or Pfizer vaccines, once they receive their second dose, they are moved from the first dose column to the series completed column. **Because of this, the total first dose category may show a change from report to report not matching the total receiving their first dose from the previous day.** Persons receiving Johnson & Johnson vaccines will always be counted in the series completed column.

COVID-19 doses for vaccinated persons in Florida	
Doses administered	32,087
People receiving one dose of a 1-dose series (Johnson & Johnson) or receiving only one dose of a 2-dose series (Moderna, Pfizer) count once. Persons receiving both doses of a 2-dose series count twice.	

Current status of persons vaccinated for COVID-19 in Florida	
Total people vaccinated	19,113
First dose	5,183
Series completed	13,930
Completed 1-dose series	956
Completed 2-dose series	12,974
First dose: current number of people who have only received their first dose of the Moderna or Pfizer vaccine.	
Series complete: current number of people who have received both Moderna or Pfizer vaccine doses or one Johnson & Johnson dose and are considered fully immunized.	

Demographic summary	First dose	Series complete	Total people vaccinated
Age group	5,183	13,930	19,113
16-24 years	294	255	549
25-34 years	373	486	859
35-44 years	459	694	1,153
45-54 years	627	1,304	1,931
55-64 years	1,117	3,109	4,226
65-74 years	1,318	4,739	6,057
75-84 years	754	2,552	3,306
85+ years	241	791	1,032
Race	5,183	13,930	19,113
White	3,775	10,870	14,645
Black	541	1,483	2,024
American Indian/Alaskan	48	104	152
Other	460	801	1,261
Unknown	359	672	1,031
Other race includes Asian, native Hawaiian/Pacific Islander, or other.			
Ethnicity	5,183	13,930	19,113
Hispanic	352	618	970
Non-Hispanic	3,875	10,987	14,862
Unknown	956	2,325	3,281
Gender	5,183	13,930	19,113
Female	2,688	7,941	10,629
Male	2,481	5,983	8,464
Unknown	14	6	20



COVID-19: Santa Rosa County vaccine summary

Vaccination data through May 9, 2021 as of May 10, 2021 at 12:05 AM

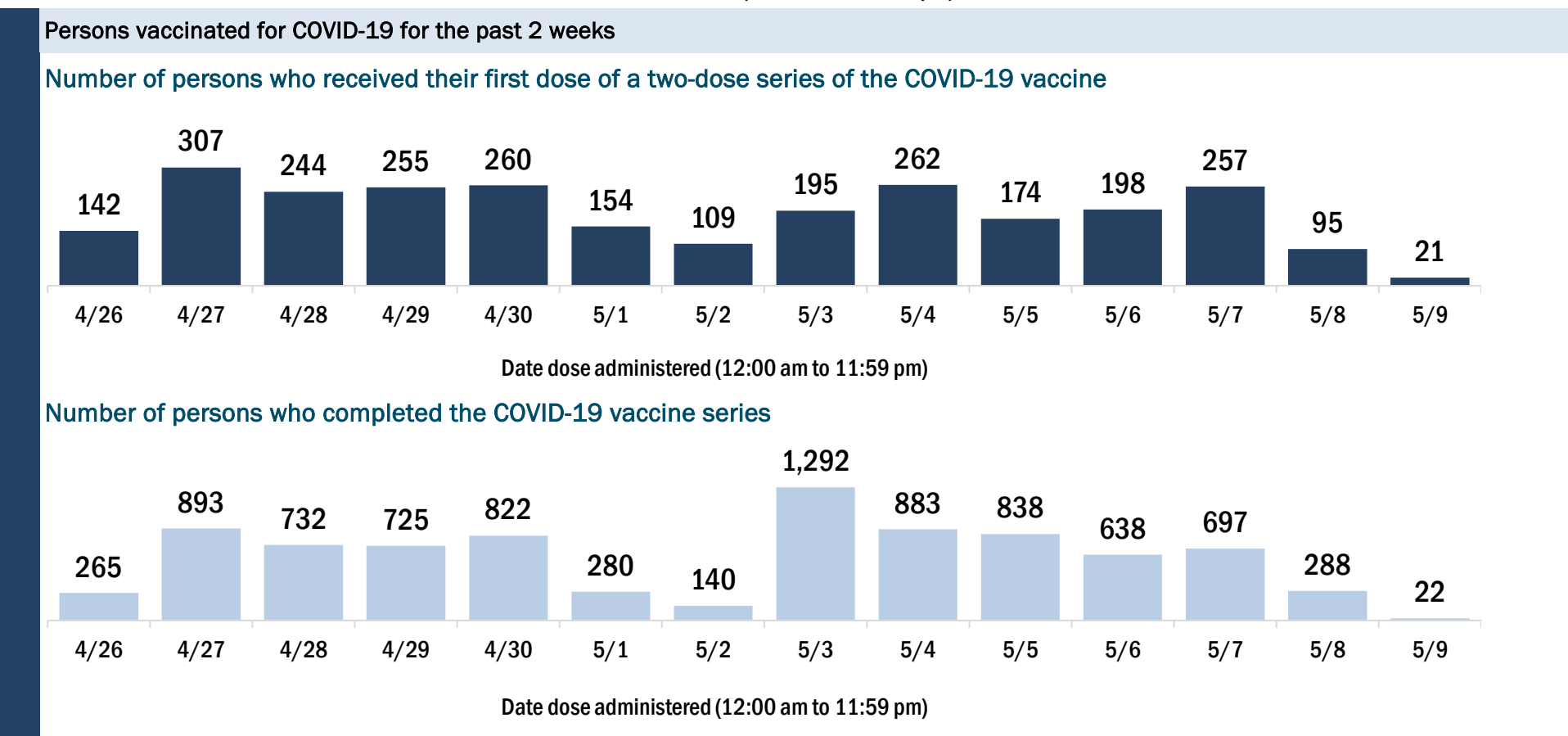
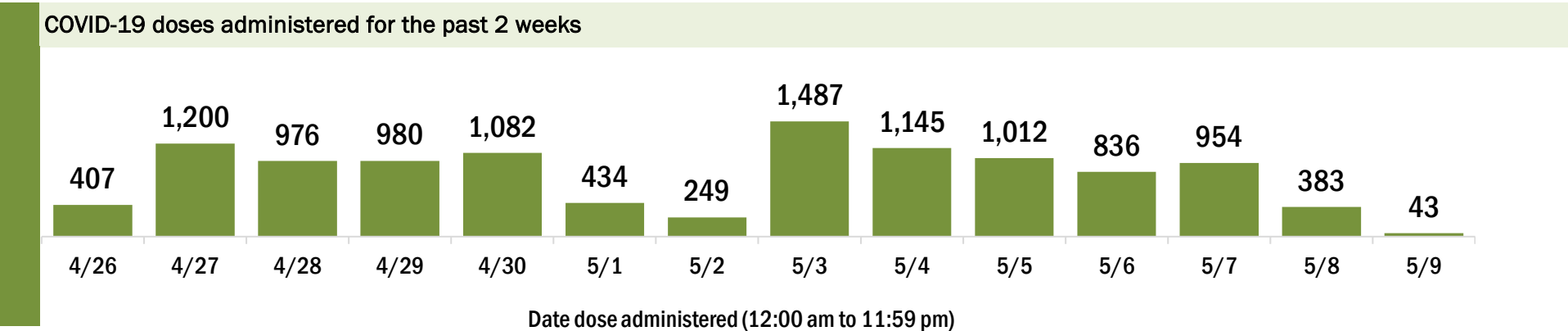
Data in this report are provisional and subject to change.

Data in this summary pertain to COVID-19 vaccines approved by the U.S. Food and Drug Administration and have been issued an Emergency Use Authorization (Janssen COVID-19 Vaccine, Moderna COVID-19 Vaccine and Pfizer-BioNTech COVID-19 Vaccine). These data summarize the number of people who have received either their first dose or have completed the series for a COVID-19 vaccine. **A person can only be counted in one category, first dose or series complete.** For persons receiving Moderna or Pfizer vaccines, once they receive their second dose, they are moved from the first dose column to the series completed column. **Because of this, the total first dose category may show a change from report to report not matching the total receiving their first dose from the previous day.** Persons receiving Johnson & Johnson vaccines will always be counted in the series completed column.

COVID-19 doses for vaccinated persons in Florida	
Doses administered	102,964
People receiving one dose of a 1-dose series (Johnson & Johnson) or receiving only one dose of a 2-dose series (Moderna, Pfizer) count once. Persons receiving both doses of a 2-dose series count twice.	

Current status of persons vaccinated for COVID-19 in Florida	
Total people vaccinated	59,590
First dose	13,420
Series completed	46,170
Completed 1-dose series	2,796
Completed 2-dose series	43,374
First dose: current number of people who have only received their first dose of the Moderna or Pfizer vaccine.	
Series complete: current number of people who have received both Moderna or Pfizer vaccine doses or one Johnson & Johnson dose and are considered fully immunized.	

Demographic summary	First dose	Series complete	Total people vaccinated
Age group	13,420	46,170	59,590
16-24 years	1,468	1,751	3,219
25-34 years	1,550	2,749	4,299
35-44 years	1,952	4,208	6,160
45-54 years	2,106	6,163	8,269
55-64 years	2,658	10,383	13,041
65-74 years	2,221	12,898	15,119
75-84 years	1,098	6,249	7,347
85+ years	367	1,769	2,136
Race	13,420	46,170	59,590
White	8,445	33,920	42,365
Black	733	1,652	2,385
American Indian/Alaskan	71	276	347
Other	1,092	3,151	4,243
Unknown	3,079	7,171	10,250
Other race includes Asian, native Hawaiian/Pacific Islander, or other.			
Ethnicity	13,420	46,170	59,590
Hispanic	689	1,412	2,101
Non-Hispanic	7,620	31,024	38,644
Unknown	5,111	13,734	18,845
Gender	13,420	46,170	59,590
Female	7,007	25,757	32,764
Male	6,401	20,397	26,798
Unknown	12	16	28



COVID-19: Sarasota County vaccine summary

Vaccination data through May 9, 2021 as of May 10, 2021 at 12:05 AM

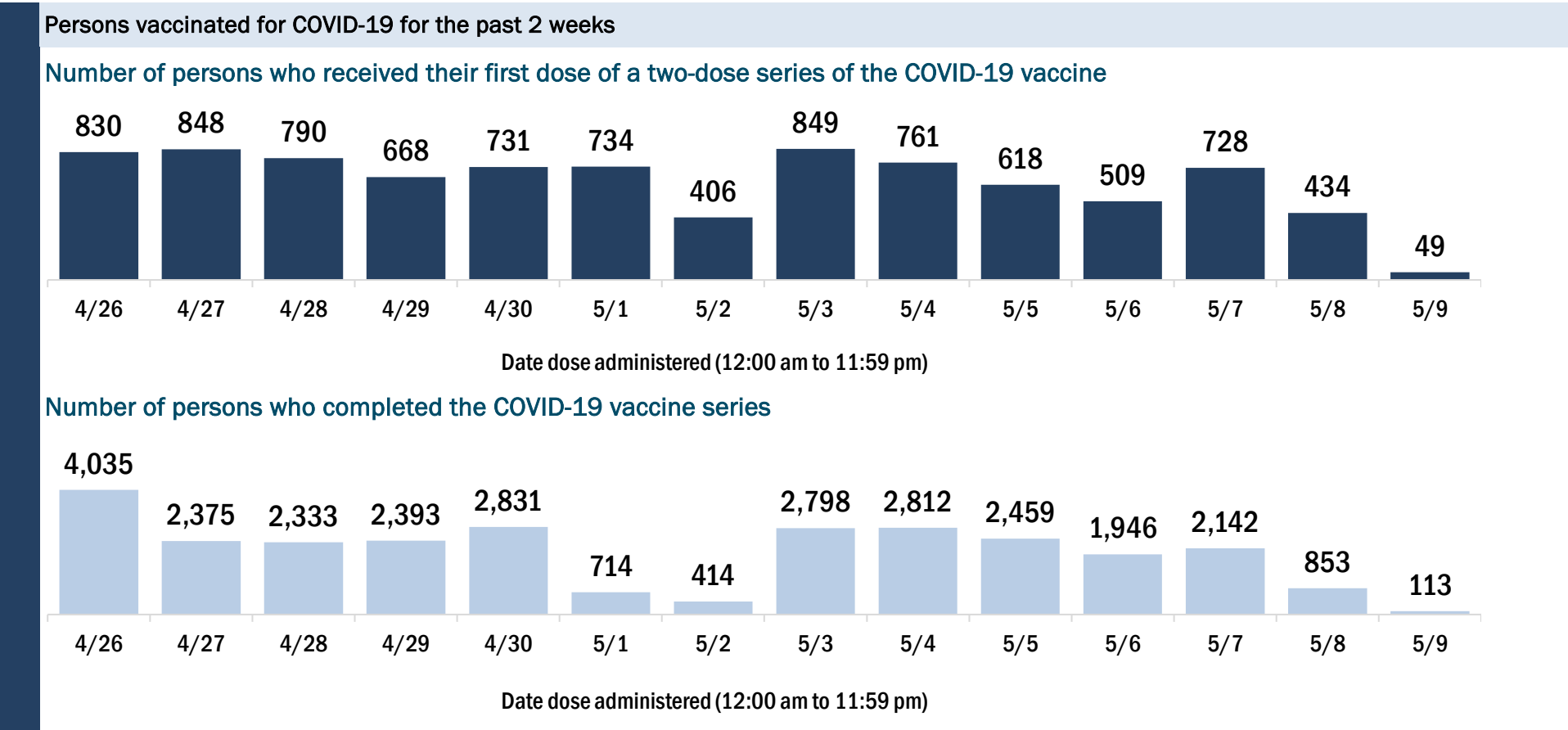
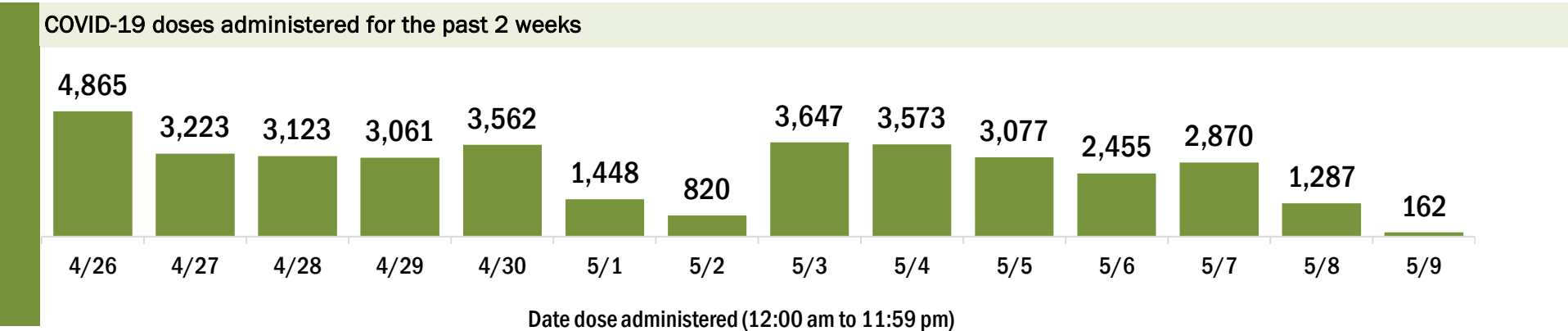
Data in this report are provisional and subject to change.

Data in this summary pertain to COVID-19 vaccines approved by the U.S. Food and Drug Administration and have been issued an Emergency Use Authorization (Janssen COVID-19 Vaccine, Moderna COVID-19 Vaccine and Pfizer-BioNTech COVID-19 Vaccine). These data summarize the number of people who have received either their first dose or have completed the series for a COVID-19 vaccine. **A person can only be counted in one category, first dose or series complete.** For persons receiving Moderna or Pfizer vaccines, once they receive their second dose, they are moved from the first dose column to the series completed column. **Because of this, the total first dose category may show a change from report to report not matching the total receiving their first dose from the previous day.** Persons receiving Johnson & Johnson vaccines will always be counted in the series completed column.

COVID-19 doses for vaccinated persons in Florida	
Doses administered	423,505
People receiving one dose of a 1-dose series (Johnson & Johnson) or receiving only one dose of a 2-dose series (Moderna, Pfizer) count once. Persons receiving both doses of a 2-dose series count twice.	

Current status of persons vaccinated for COVID-19 in Florida	
Total people vaccinated	244,022
First dose	54,097
Series completed	189,925
Completed 1-dose series	10,442
Completed 2-dose series	179,483
First dose: current number of people who have only received their first dose of the Moderna or Pfizer vaccine.	
Series complete: current number of people who have received both Moderna or Pfizer vaccine doses or one Johnson & Johnson dose and are considered fully immunized.	

Demographic summary	First dose	Series complete	Total people vaccinated
Age group	54,097	189,925	244,022
16-24 years	4,299	4,330	8,629
25-34 years	4,007	6,289	10,296
35-44 years	4,880	9,201	14,081
45-54 years	6,430	15,759	22,189
55-64 years	9,566	34,355	43,921
65-74 years	12,781	64,339	77,120
75-84 years	8,605	41,248	49,853
85+ years	3,529	14,404	17,933
Race	54,097	189,925	244,022
White	39,857	151,001	190,858
Black	1,259	2,758	4,017
American Indian/Alaskan	199	657	856
Other	4,029	12,631	16,660
Unknown	8,753	22,878	31,631
Other race includes Asian, native Hawaiian/Pacific Islander, or other.			
Ethnicity	54,097	189,925	244,022
Hispanic	4,436	7,009	11,445
Non-Hispanic	31,404	127,676	159,080
Unknown	18,257	55,240	73,497
Gender	54,097	189,925	244,022
Female	28,629	106,437	135,066
Male	25,348	83,363	108,711
Unknown	120	125	245



COVID-19: Seminole County vaccine summary

Vaccination data through May 9, 2021 as of May 10, 2021 at 12:05 AM

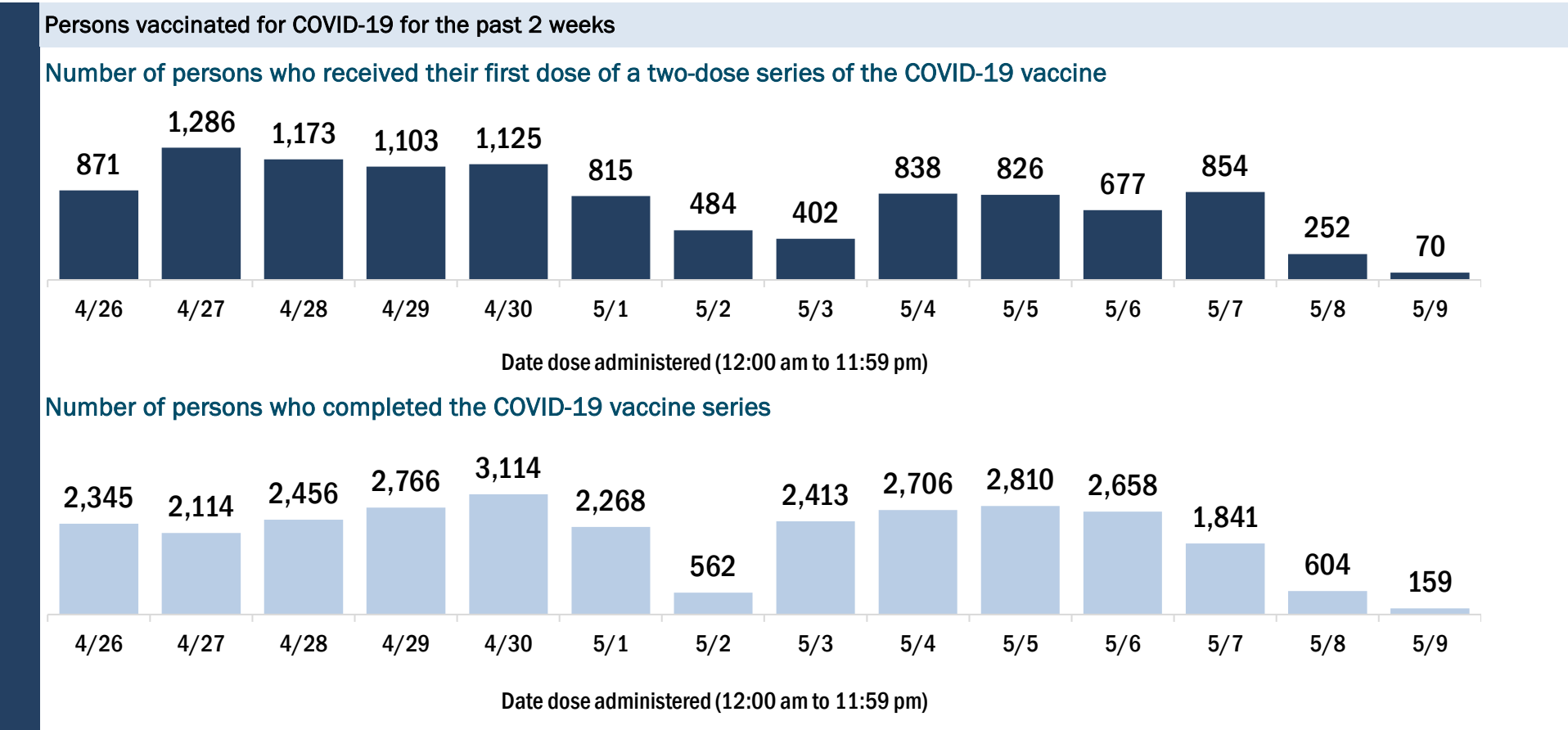
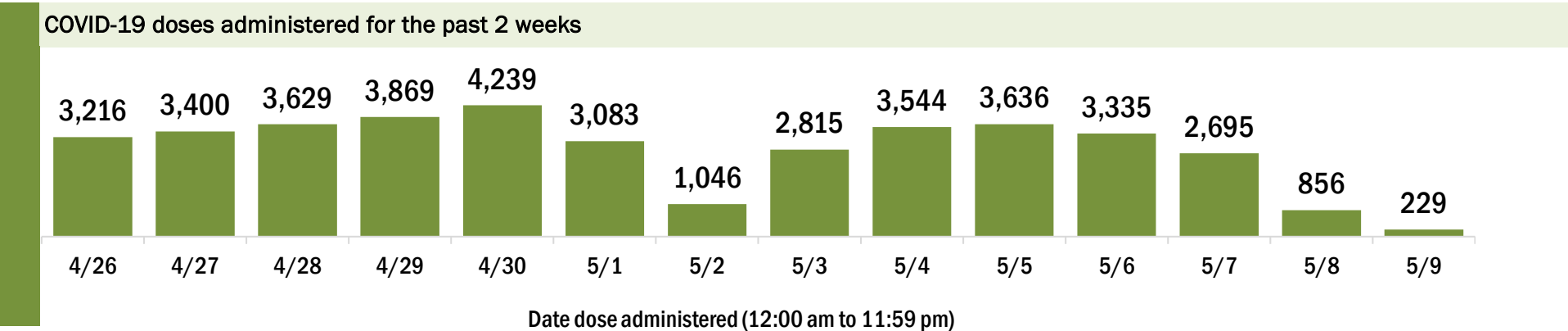
Data in this report are provisional and subject to change.

Data in this summary pertain to COVID-19 vaccines approved by the U.S. Food and Drug Administration and have been issued an Emergency Use Authorization (Janssen COVID-19 Vaccine, Moderna COVID-19 Vaccine and Pfizer-BioNTech COVID-19 Vaccine). These data summarize the number of people who have received either their first dose or have completed the series for a COVID-19 vaccine. **A person can only be counted in one category, first dose or series complete.** For persons receiving Moderna or Pfizer vaccines, once they receive their second dose, they are moved from the first dose column to the series completed column. **Because of this, the total first dose category may show a change from report to report not matching the total receiving their first dose from the previous day.** Persons receiving Johnson & Johnson vaccines will always be counted in the series completed column.

COVID-19 doses for vaccinated persons in Florida	
Doses administered	322,180
People receiving one dose of a 1-dose series (Johnson & Johnson) or receiving only one dose of a 2-dose series (Moderna, Pfizer) count once. Persons receiving both doses of a 2-dose series count twice.	

Current status of persons vaccinated for COVID-19 in Florida	
Total people vaccinated	186,122
First dose	38,498
Series completed	147,624
Completed 1-dose series	11,566
Completed 2-dose series	136,058
First dose: current number of people who have only received their first dose of the Moderna or Pfizer vaccine.	
Series complete: current number of people who have received both Moderna or Pfizer vaccine doses or one Johnson & Johnson dose and are considered fully immunized.	

Demographic summary	First dose	Series complete	Total people vaccinated
Age group	38,498	147,624	186,122
16-24 years	6,712	10,452	17,164
25-34 years	7,051	14,200	21,251
35-44 years	7,295	19,776	27,071
45-54 years	6,422	23,997	30,419
55-64 years	5,725	29,583	35,308
65-74 years	3,009	29,692	32,701
75-84 years	1,556	14,458	16,014
85+ years	728	5,466	6,194
Race	38,498	147,624	186,122
White	22,593	103,656	126,249
Black	3,135	9,635	12,770
American Indian/Alaskan	190	622	812
Other	6,359	21,476	27,835
Unknown	6,221	12,235	18,456
Other race includes Asian, native Hawaiian/Pacific Islander, or other.			
Ethnicity	38,498	147,624	186,122
Hispanic	6,870	17,977	24,847
Non-Hispanic	18,145	94,359	112,504
Unknown	13,483	35,288	48,771
Gender	38,498	147,624	186,122
Female	20,046	82,876	102,922
Male	18,354	64,623	82,977
Unknown	98	125	223



COVID-19: St. Johns County vaccine summary

Vaccination data through May 9, 2021 as of May 10, 2021 at 12:05 AM

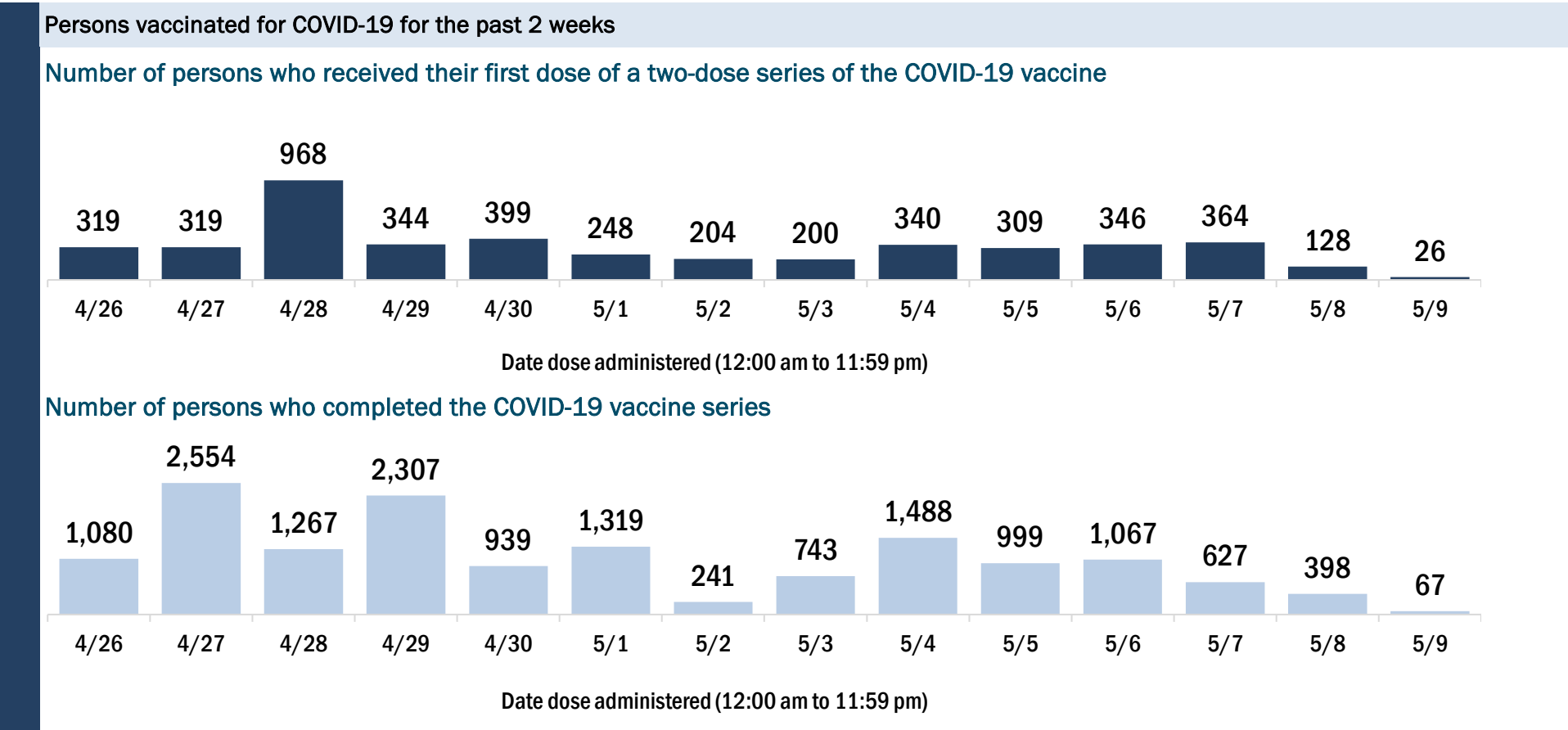
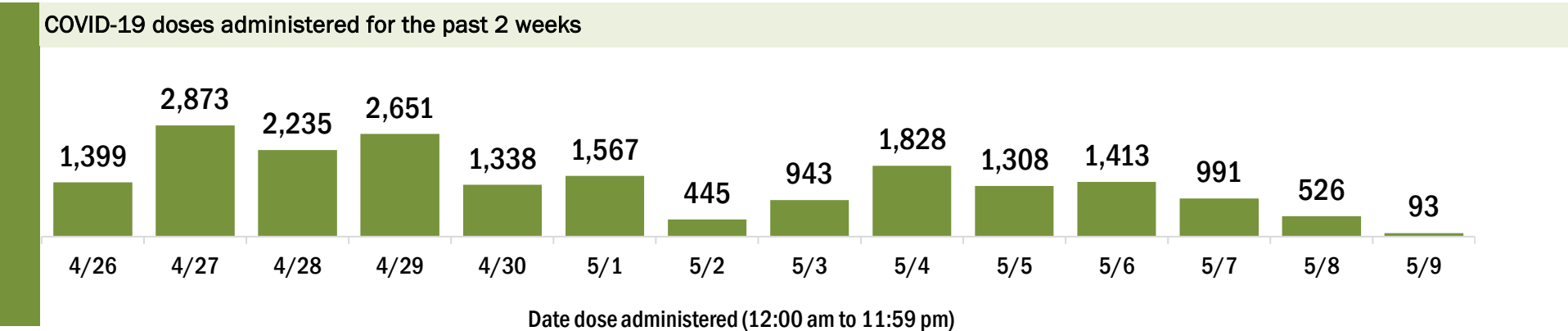
Data in this report are provisional and subject to change.

Data in this summary pertain to COVID-19 vaccines approved by the U.S. Food and Drug Administration and have been issued an Emergency Use Authorization (Janssen COVID-19 Vaccine, Moderna COVID-19 Vaccine and Pfizer-BioNTech COVID-19 Vaccine). These data summarize the number of people who have received either their first dose or have completed the series for a COVID-19 vaccine. **A person can only be counted in one category, first dose or series complete.** For persons receiving Moderna or Pfizer vaccines, once they receive their second dose, they are moved from the first dose column to the series completed column. **Because of this, the total first dose category may show a change from report to report not matching the total receiving their first dose from the previous day.** Persons receiving Johnson & Johnson vaccines will always be counted in the series completed column.

COVID-19 doses for vaccinated persons in Florida	
Doses administered	233,955
People receiving one dose of a 1-dose series (Johnson & Johnson) or receiving only one dose of a 2-dose series (Moderna, Pfizer) count once. Persons receiving both doses of a 2-dose series count twice.	

Current status of persons vaccinated for COVID-19 in Florida	
Total people vaccinated	129,226
First dose	18,230
Series completed	110,996
Completed 1-dose series	6,267
Completed 2-dose series	104,729
First dose: current number of people who have only received their first dose of the Moderna or Pfizer vaccine.	
Series complete: current number of people who have received both Moderna or Pfizer vaccine doses or one Johnson & Johnson dose and are considered fully immunized.	

Demographic summary	First dose	Series complete	Total people vaccinated
Age group	18,230	110,996	129,226
16-24 years	2,947	5,720	8,667
25-34 years	2,260	6,275	8,535
35-44 years	3,163	13,608	16,771
45-54 years	3,114	16,682	19,796
55-64 years	2,996	22,490	25,486
65-74 years	2,173	28,349	30,522
75-84 years	1,121	13,815	14,936
85+ years	456	4,057	4,513
Race	18,230	110,996	129,226
White	11,248	83,050	94,298
Black	771	3,261	4,032
American Indian/Alaskan	51	316	367
Other	2,187	10,580	12,767
Unknown	3,973	13,789	17,762
Other race includes Asian, native Hawaiian/Pacific Islander, or other.			
Ethnicity	18,230	110,996	129,226
Hispanic	1,193	4,664	5,857
Non-Hispanic	9,593	73,843	83,436
Unknown	7,444	32,489	39,933
Gender	18,230	110,996	129,226
Female	9,462	61,280	70,742
Male	8,739	49,698	58,437
Unknown	29	18	47



COVID-19: St. Lucie County vaccine summary

Vaccination data through May 9, 2021 as of May 10, 2021 at 12:05 AM

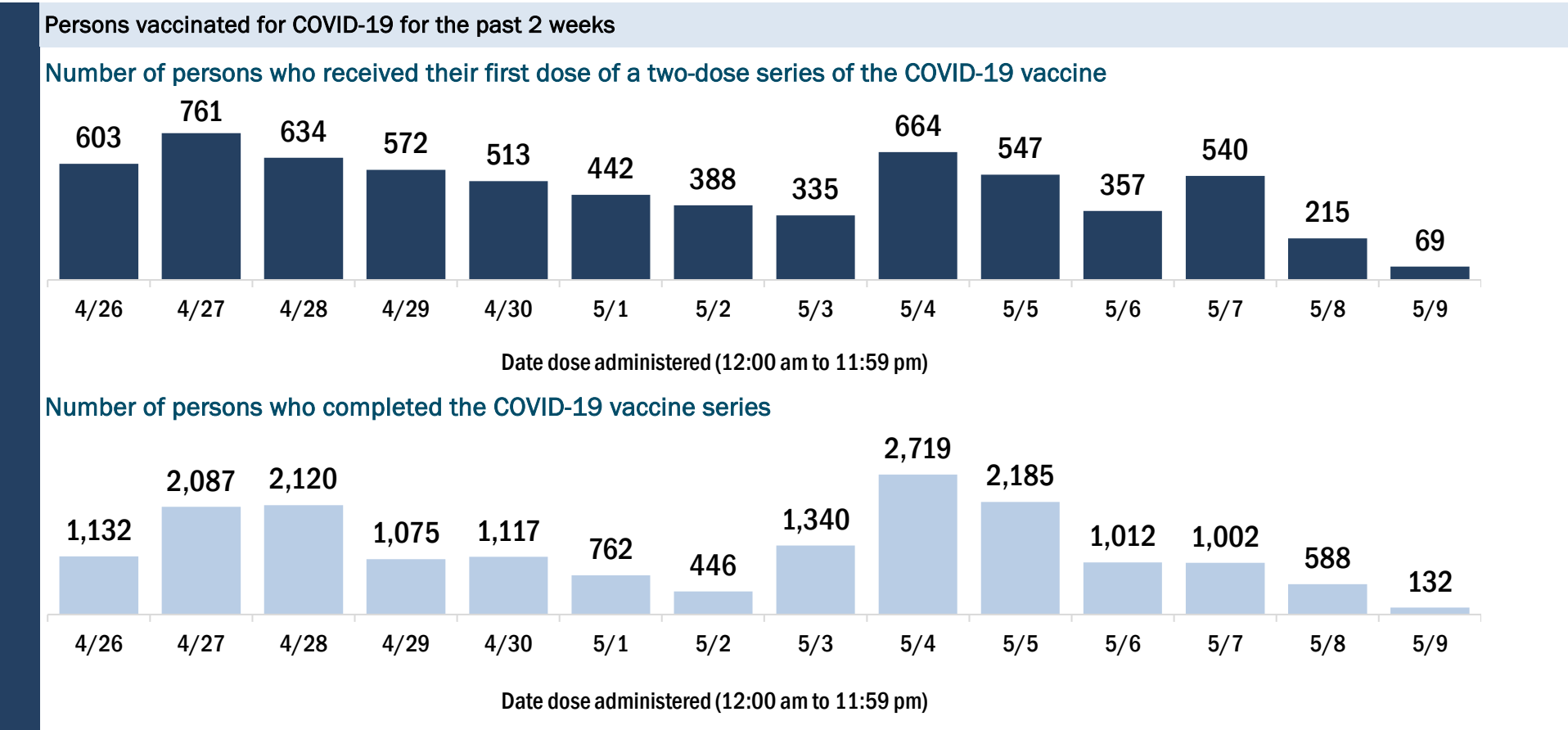
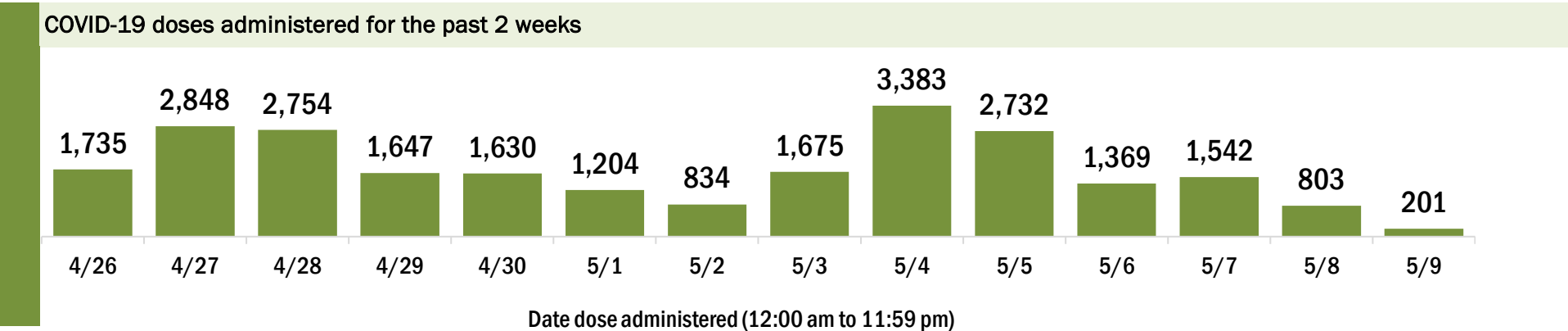
Data in this report are provisional and subject to change.

Data in this summary pertain to COVID-19 vaccines approved by the U.S. Food and Drug Administration and have been issued an Emergency Use Authorization (Janssen COVID-19 Vaccine, Moderna COVID-19 Vaccine and Pfizer-BioNTech COVID-19 Vaccine). These data summarize the number of people who have received either their first dose or have completed the series for a COVID-19 vaccine. **A person can only be counted in one category, first dose or series complete.** For persons receiving Moderna or Pfizer vaccines, once they receive their second dose, they are moved from the first dose column to the series completed column. **Because of this, the total first dose category may show a change from report to report not matching the total receiving their first dose from the previous day.** Persons receiving Johnson & Johnson vaccines will always be counted in the series completed column.

COVID-19 doses for vaccinated persons in Florida	
Doses administered	215,985
People receiving one dose of a 1-dose series (Johnson & Johnson) or receiving only one dose of a 2-dose series (Moderna, Pfizer) count once. Persons receiving both doses of a 2-dose series count twice.	

Current status of persons vaccinated for COVID-19 in Florida	
Total people vaccinated	125,808
First dose	31,248
Series completed	94,560
Completed 1-dose series	4,383
Completed 2-dose series	90,177
First dose: current number of people who have only received their first dose of the Moderna or Pfizer vaccine.	
Series complete: current number of people who have received both Moderna or Pfizer vaccine doses or one Johnson & Johnson dose and are considered fully immunized.	

Demographic summary	First dose	Series complete	Total people vaccinated
Age group	31,248	94,560	125,808
16-24 years	2,610	2,993	5,603
25-34 years	2,858	4,294	7,152
35-44 years	3,738	6,584	10,322
45-54 years	4,676	10,828	15,504
55-64 years	6,544	19,619	26,163
65-74 years	6,067	28,947	35,014
75-84 years	3,514	16,359	19,873
85+ years	1,241	4,936	6,177
Race	31,248	94,560	125,808
White	18,580	61,682	80,262
Black	3,372	8,990	12,362
American Indian/Alaskan	170	440	610
Other	3,277	8,801	12,078
Unknown	5,849	14,647	20,496
Other race includes Asian, native Hawaiian/Pacific Islander, or other.			
Ethnicity	31,248	94,560	125,808
Hispanic	4,573	9,903	14,476
Non-Hispanic	14,089	53,116	67,205
Unknown	12,586	31,541	44,127
Gender	31,248	94,560	125,808
Female	16,543	53,269	69,812
Male	14,619	41,218	55,837
Unknown	86	73	159



COVID-19: Sumter County vaccine summary

Vaccination data through May 9, 2021 as of May 10, 2021 at 12:05 AM

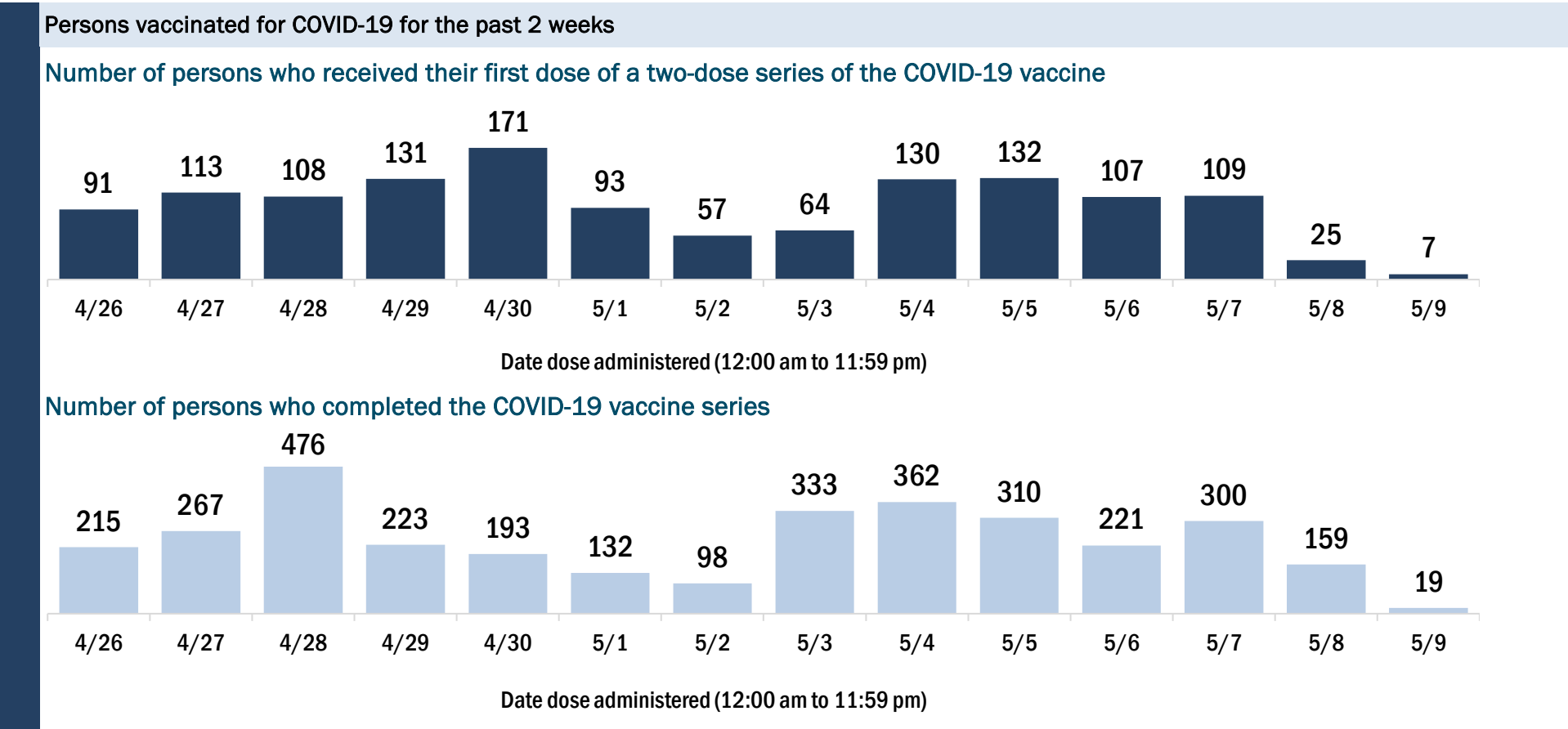
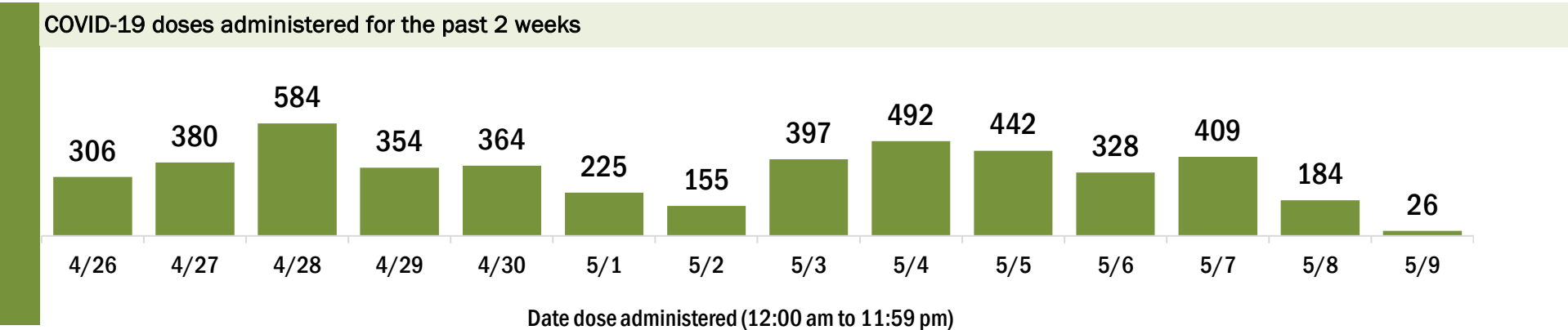
Data in this report are provisional and subject to change.

Data in this summary pertain to COVID-19 vaccines approved by the U.S. Food and Drug Administration and have been issued an Emergency Use Authorization (Janssen COVID-19 Vaccine, Moderna COVID-19 Vaccine and Pfizer-BioNTech COVID-19 Vaccine). These data summarize the number of people who have received either their first dose or have completed the series for a COVID-19 vaccine. **A person can only be counted in one category, first dose or series complete.** For persons receiving Moderna or Pfizer vaccines, once they receive their second dose, they are moved from the first dose column to the series completed column. **Because of this, the total first dose category may show a change from report to report not matching the total receiving their first dose from the previous day.** Persons receiving Johnson & Johnson vaccines will always be counted in the series completed column.

COVID-19 doses for vaccinated persons in Florida	
Doses administered	152,839
People receiving one dose of a 1-dose series (Johnson & Johnson) or receiving only one dose of a 2-dose series (Moderna, Pfizer) count once. Persons receiving both doses of a 2-dose series count twice.	

Current status of persons vaccinated for COVID-19 in Florida	
Total people vaccinated	84,262
First dose	11,285
Series completed	72,977
Completed 1-dose series	4,400
Completed 2-dose series	68,577
First dose: current number of people who have only received their first dose of the Moderna or Pfizer vaccine.	
Series complete: current number of people who have received both Moderna or Pfizer vaccine doses or one Johnson & Johnson dose and are considered fully immunized.	

Demographic summary	First dose	Series complete	Total people vaccinated
Age group	11,285	72,977	84,262
16-24 years	293	290	583
25-34 years	485	519	1,004
35-44 years	689	770	1,459
45-54 years	1,006	1,722	2,728
55-64 years	2,359	8,614	10,973
65-74 years	3,389	34,008	37,397
75-84 years	2,468	23,141	25,609
85+ years	596	3,913	4,509
Race	11,285	72,977	84,262
White	8,403	61,395	69,798
Black	501	906	1,407
American Indian/Alaskan	28	161	189
Other	832	2,799	3,631
Unknown	1,521	7,716	9,237
Other race includes Asian, native Hawaiian/Pacific Islander, or other.			
Ethnicity	11,285	72,977	84,262
Hispanic	434	1,338	1,772
Non-Hispanic	7,165	48,981	56,146
Unknown	3,686	22,658	26,344
Gender	11,285	72,977	84,262
Female	5,812	40,698	46,510
Male	5,455	32,260	37,715
Unknown	18	19	37



COVID-19: Suwannee County vaccine summary

Vaccination data through May 9, 2021 as of May 10, 2021 at 12:05 AM

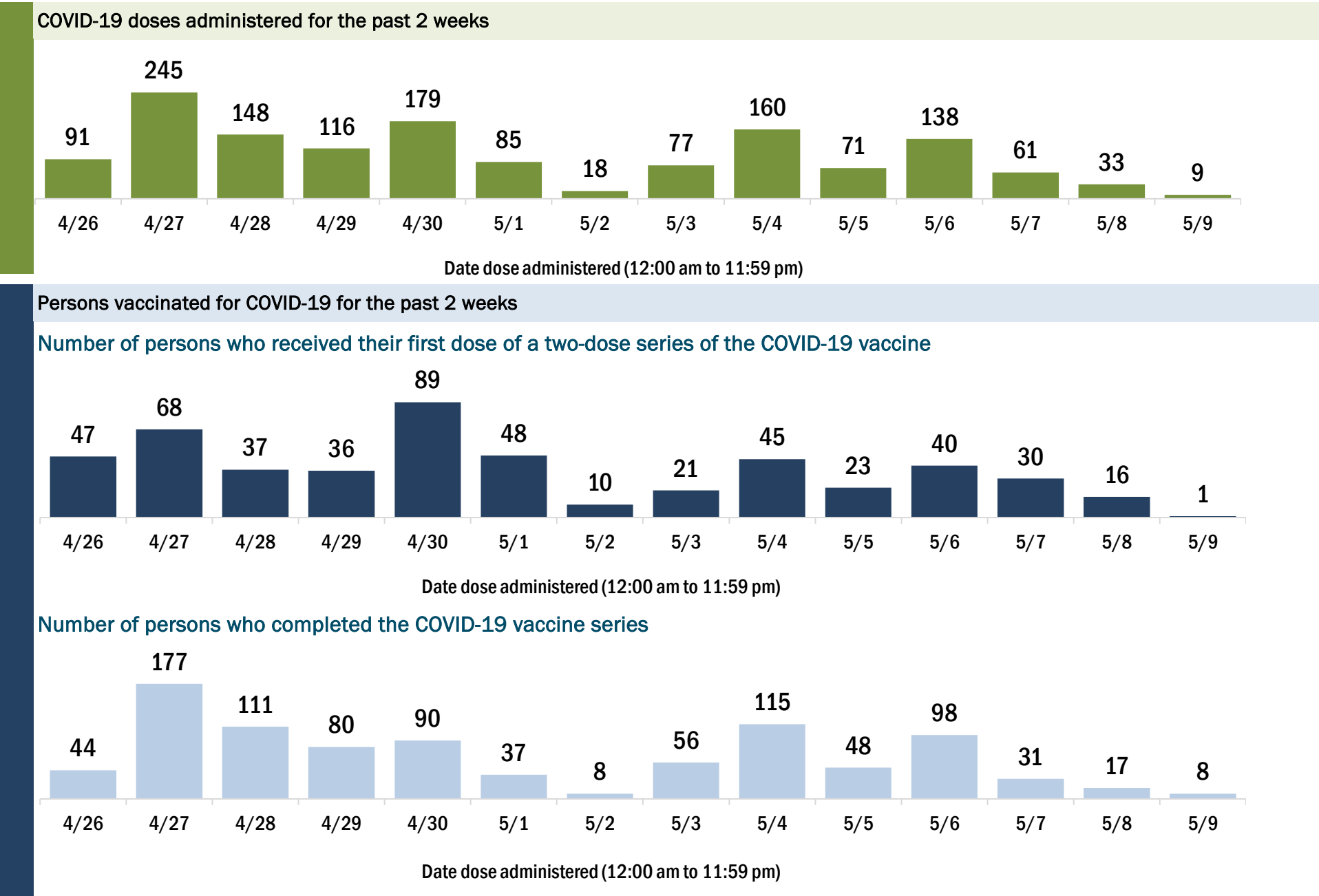
Data in this report are provisional and subject to change.

Data in this summary pertain to COVID-19 vaccines approved by the U.S. Food and Drug Administration and have been issued an Emergency Use Authorization (Janssen COVID-19 Vaccine, Moderna COVID-19 Vaccine and Pfizer-BioNTech COVID-19 Vaccine). These data summarize the number of people who have received either their first dose or have completed the series for a COVID-19 vaccine. **A person can only be counted in one category, first dose or series complete.** For persons receiving Moderna or Pfizer vaccines, once they receive their second dose, they are moved from the first dose column to the series completed column. **Because of this, the total first dose category may show a change from report to report not matching the total receiving their first dose from the previous day.** Persons receiving Johnson & Johnson vaccines will always be counted in the series completed column.

COVID-19 doses for vaccinated persons in Florida	
Doses administered	18,223
People receiving one dose of a 1-dose series (Johnson & Johnson) or receiving only one dose of a 2-dose series (Moderna, Pfizer) count once. Persons receiving both doses of a 2-dose series count twice.	

Current status of persons vaccinated for COVID-19 in Florida	
Total people vaccinated	10,440
First dose	1,999
Series completed	8,441
Completed 1-dose series	658
Completed 2-dose series	7,783
First dose: current number of people who have only received their first dose of the Moderna or Pfizer vaccine.	
Series complete: current number of people who have received both Moderna or Pfizer vaccine doses or one Johnson & Johnson dose and are considered fully immunized.	

Demographic summary	First dose	Series complete	Total people vaccinated
Age group	1,999	8,441	10,440
16-24 years	173	187	360
25-34 years	214	256	470
35-44 years	266	430	696
45-54 years	329	724	1,053
55-64 years	523	1,791	2,314
65-74 years	261	2,777	3,038
75-84 years	169	1,703	1,872
85+ years	64	573	637
Race	1,999	8,441	10,440
White	1,247	5,929	7,176
Black	335	680	1,015
American Indian/Alaskan	6	11	17
Other	174	574	748
Unknown	237	1,247	1,484
Other race includes Asian, native Hawaiian/Pacific Islander, or other.			
Ethnicity	1,999	8,441	10,440
Hispanic	173	366	539
Non-Hispanic	1,185	4,824	6,009
Unknown	641	3,251	3,892
Gender	1,999	8,441	10,440
Female	866	4,850	5,716
Male	1,133	3,591	4,724
Unknown	0	0	0



COVID-19: Taylor County vaccine summary

Vaccination data through May 9, 2021 as of May 10, 2021 at 12:05 AM

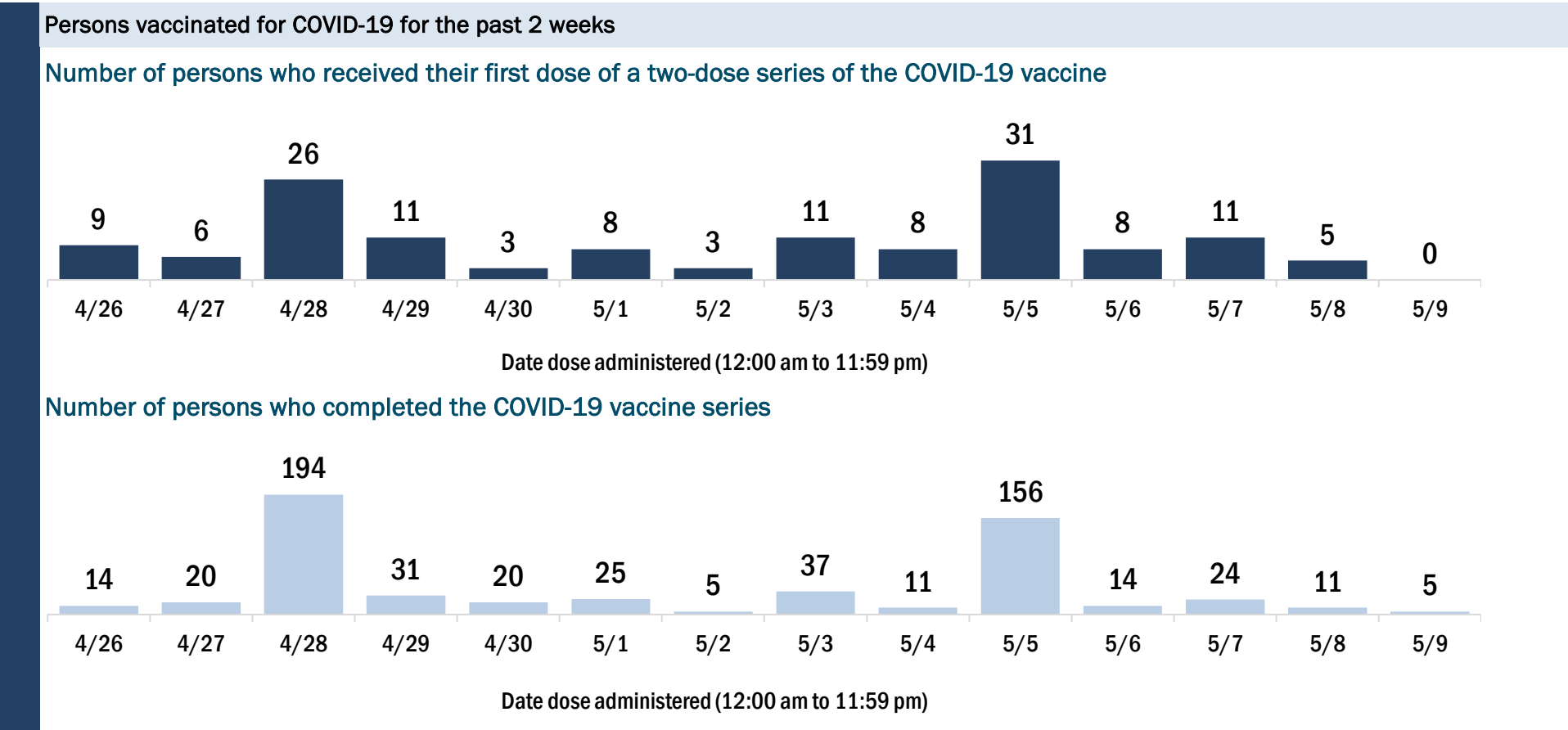
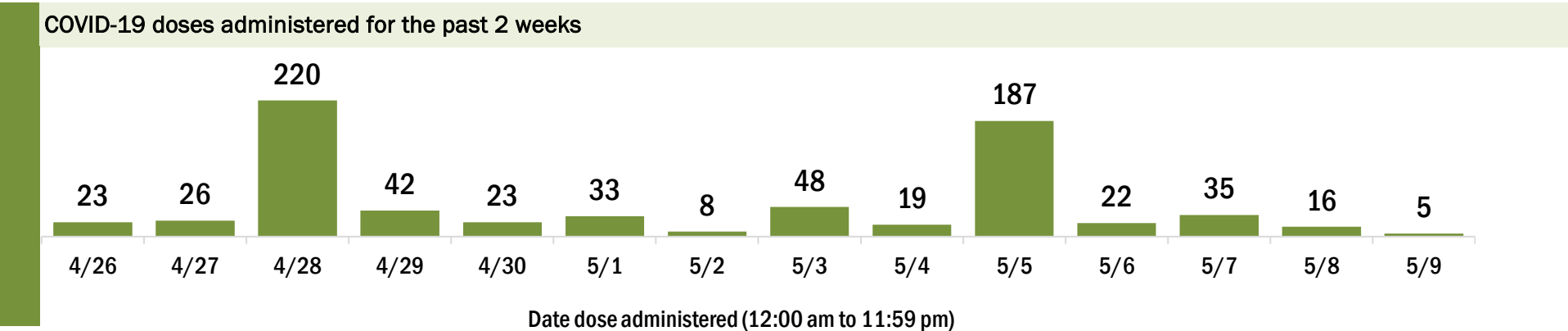
Data in this report are provisional and subject to change.

Data in this summary pertain to COVID-19 vaccines approved by the U.S. Food and Drug Administration and have been issued an Emergency Use Authorization (Janssen COVID-19 Vaccine, Moderna COVID-19 Vaccine and Pfizer-BioNTech COVID-19 Vaccine). These data summarize the number of people who have received either their first dose or have completed the series for a COVID-19 vaccine. **A person can only be counted in one category, first dose or series complete.** For persons receiving Moderna or Pfizer vaccines, once they receive their second dose, they are moved from the first dose column to the series completed column. **Because of this, the total first dose category may show a change from report to report not matching the total receiving their first dose from the previous day.** Persons receiving Johnson & Johnson vaccines will always be counted in the series completed column.

COVID-19 doses for vaccinated persons in Florida	
Doses administered	9,591
People receiving one dose of a 1-dose series (Johnson & Johnson) or receiving only one dose of a 2-dose series (Moderna, Pfizer) count once. Persons receiving both doses of a 2-dose series count twice.	

Current status of persons vaccinated for COVID-19 in Florida	
Total people vaccinated	5,728
First dose	1,562
Series completed	4,166
Completed 1-dose series	303
Completed 2-dose series	3,863
First dose: current number of people who have only received their first dose of the Moderna or Pfizer vaccine.	
Series complete: current number of people who have received both Moderna or Pfizer vaccine doses or one Johnson & Johnson dose and are considered fully immunized.	

Demographic summary	First dose	Series complete	Total people vaccinated
Age group	1,562	4,166	5,728
16-24 years	54	64	118
25-34 years	145	128	273
35-44 years	205	202	407
45-54 years	229	391	620
55-64 years	360	963	1,323
65-74 years	355	1,414	1,769
75-84 years	164	786	950
85+ years	50	218	268
Race	1,562	4,166	5,728
White	1,015	3,113	4,128
Black	321	508	829
American Indian/Alaskan	6	37	43
Other	88	266	354
Unknown	132	242	374
Other race includes Asian, native Hawaiian/Pacific Islander, or other.			
Ethnicity	1,562	4,166	5,728
Hispanic	32	77	109
Non-Hispanic	737	2,809	3,546
Unknown	793	1,280	2,073
Gender	1,562	4,166	5,728
Female	622	2,293	2,915
Male	939	1,872	2,811
Unknown	1	1	2



COVID-19: Union County vaccine summary

Vaccination data through May 9, 2021 as of May 10, 2021 at 12:05 AM

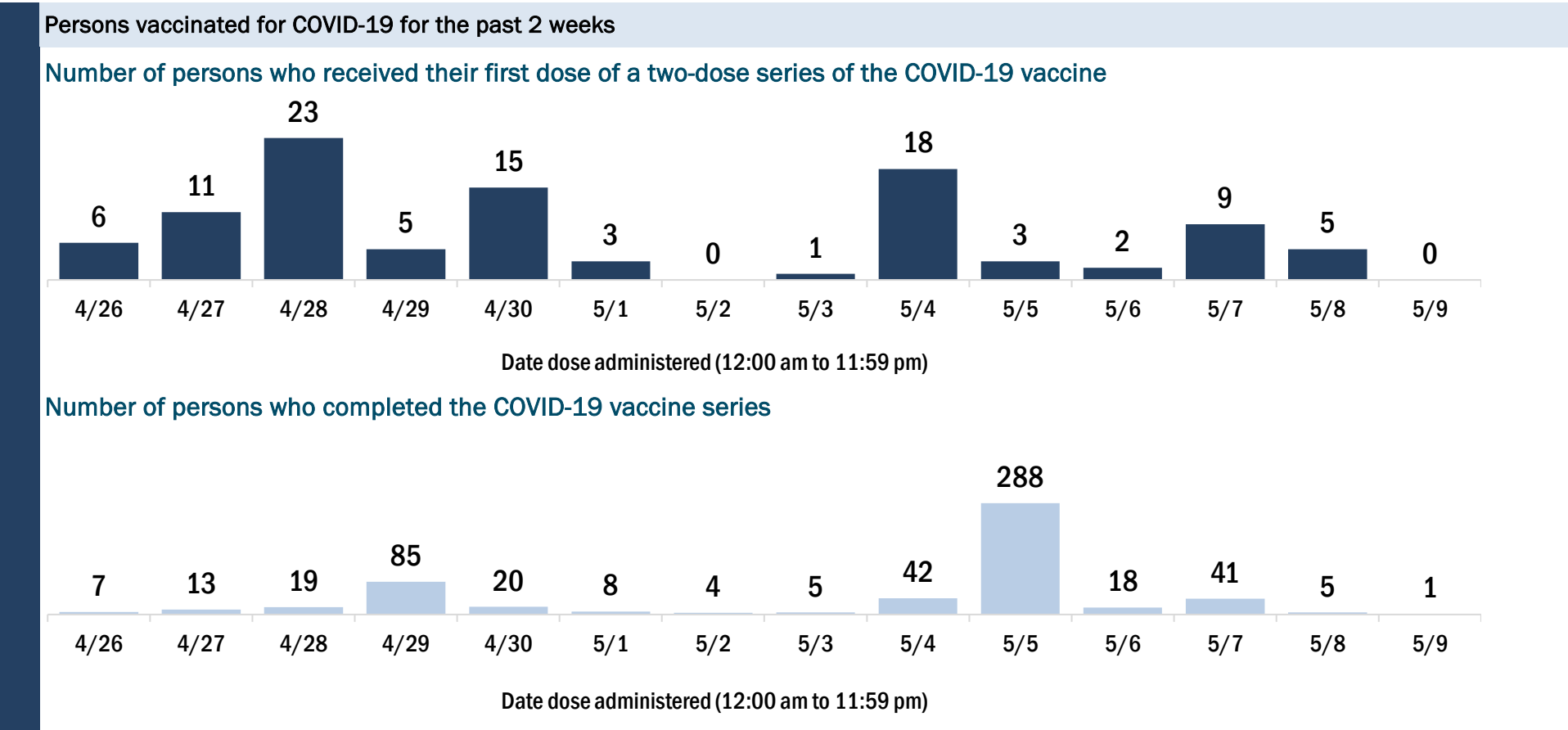
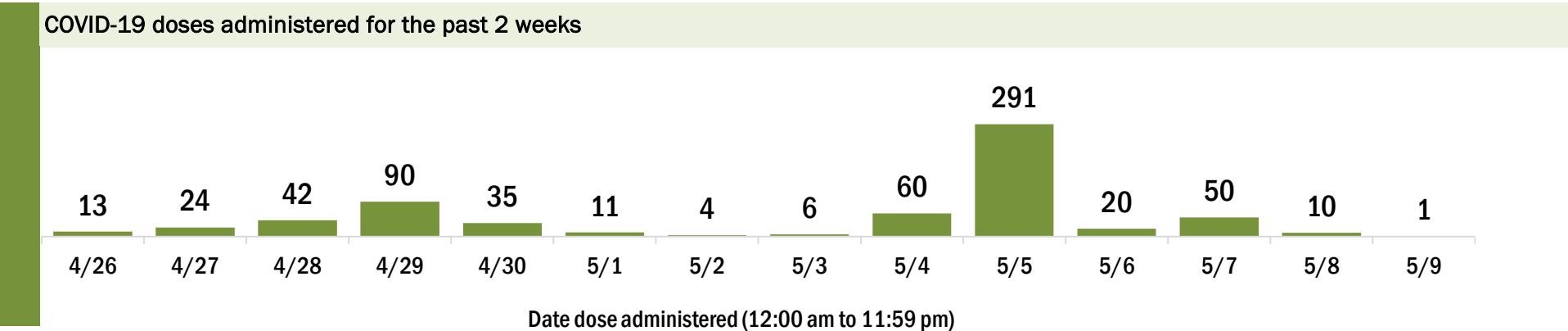
Data in this report are provisional and subject to change.

Data in this summary pertain to COVID-19 vaccines approved by the U.S. Food and Drug Administration and have been issued an Emergency Use Authorization (Janssen COVID-19 Vaccine, Moderna COVID-19 Vaccine and Pfizer-BioNTech COVID-19 Vaccine). These data summarize the number of people who have received either their first dose or have completed the series for a COVID-19 vaccine. **A person can only be counted in one category, first dose or series complete.** For persons receiving Moderna or Pfizer vaccines, once they receive their second dose, they are moved from the first dose column to the series completed column. **Because of this, the total first dose category may show a change from report to report not matching the total receiving their first dose from the previous day.** Persons receiving Johnson & Johnson vaccines will always be counted in the series completed column.

COVID-19 doses for vaccinated persons in Florida	
Doses administered	6,891
People receiving one dose of a 1-dose series (Johnson & Johnson) or receiving only one dose of a 2-dose series (Moderna, Pfizer) count once. Persons receiving both doses of a 2-dose series count twice.	

Current status of persons vaccinated for COVID-19 in Florida	
Total people vaccinated	4,676
First dose	2,340
Series completed	2,336
Completed 1-dose series	121
Completed 2-dose series	2,215
First dose: current number of people who have only received their first dose of the Moderna or Pfizer vaccine.	
Series complete: current number of people who have received both Moderna or Pfizer vaccine doses or one Johnson & Johnson dose and are considered fully immunized.	

Demographic summary	First dose	Series complete	Total people vaccinated
Age group	2,340	2,336	4,676
16-24 years	57	70	127
25-34 years	114	135	249
35-44 years	229	177	406
45-54 years	344	289	633
55-64 years	850	522	1,372
65-74 years	604	658	1,262
75-84 years	127	379	506
85+ years	15	106	121
Race	2,340	2,336	4,676
White	1,508	1,832	3,340
Black	708	294	1,002
American Indian/Alaskan	5	17	22
Other	79	146	225
Unknown	40	47	87
Other race includes Asian, native Hawaiian/Pacific Islander, or other.			
Ethnicity	2,340	2,336	4,676
Hispanic	85	70	155
Non-Hispanic	2,134	2,071	4,205
Unknown	121	195	316
Gender	2,340	2,336	4,676
Female	181	1,185	1,366
Male	2,154	1,151	3,305
Unknown	5	0	5



COVID-19: Volusia County vaccine summary

Vaccination data through May 9, 2021 as of May 10, 2021 at 12:05 AM

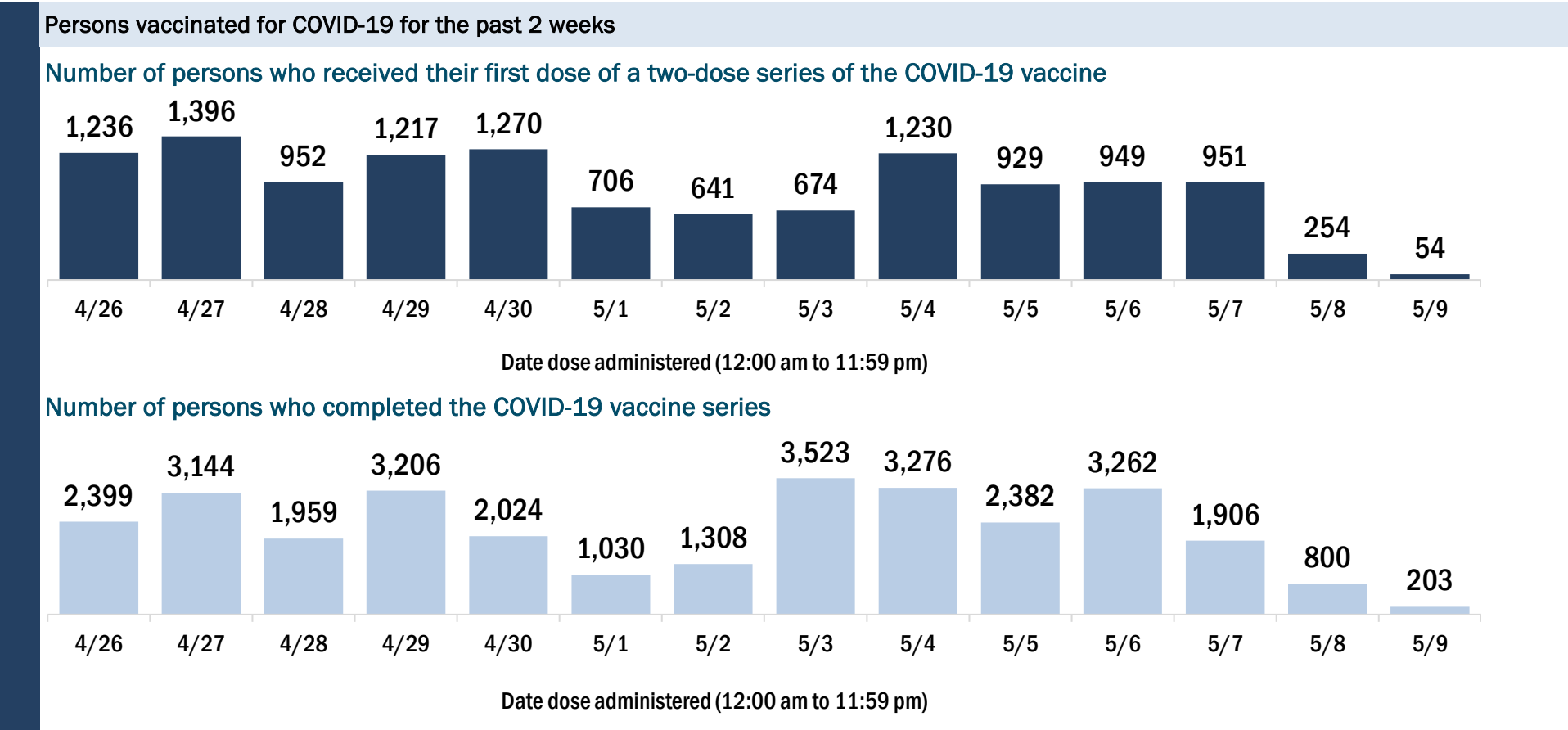
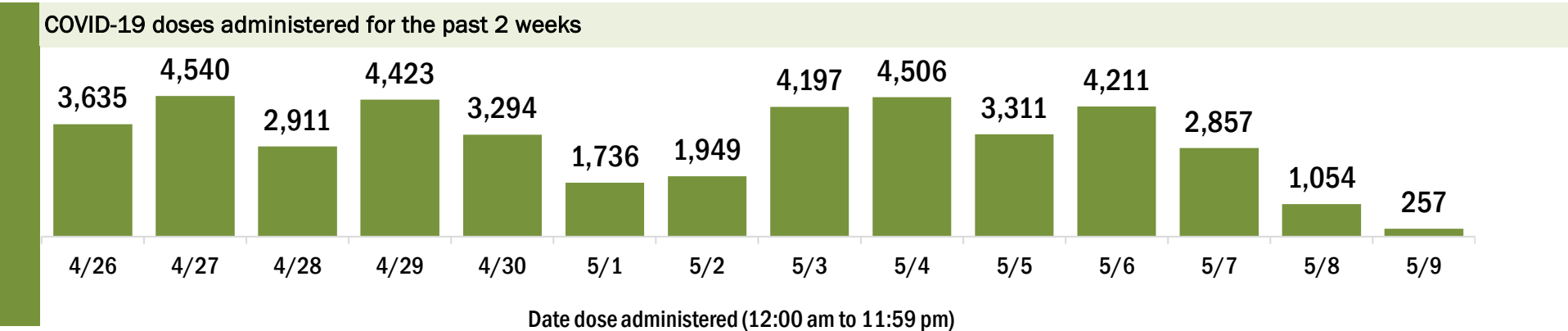
Data in this report are provisional and subject to change.

Data in this summary pertain to COVID-19 vaccines approved by the U.S. Food and Drug Administration and have been issued an Emergency Use Authorization (Janssen COVID-19 Vaccine, Moderna COVID-19 Vaccine and Pfizer-BioNTech COVID-19 Vaccine). These data summarize the number of people who have received either their first dose or have completed the series for a COVID-19 vaccine. **A person can only be counted in one category, first dose or series complete.** For persons receiving Moderna or Pfizer vaccines, once they receive their second dose, they are moved from the first dose column to the series completed column. **Because of this, the total first dose category may show a change from report to report not matching the total receiving their first dose from the previous day.** Persons receiving Johnson & Johnson vaccines will always be counted in the series completed column.

COVID-19 doses for vaccinated persons in Florida	
Doses administered	374,947
People receiving one dose of a 1-dose series (Johnson & Johnson) or receiving only one dose of a 2-dose series (Moderna, Pfizer) count once. Persons receiving both doses of a 2-dose series count twice.	

Current status of persons vaccinated for COVID-19 in Florida	
Total people vaccinated	222,918
First dose	51,167
Series completed	171,751
Completed 1-dose series	19,722
Completed 2-dose series	152,029
First dose: current number of people who have only received their first dose of the Moderna or Pfizer vaccine.	
Series complete: current number of people who have received both Moderna or Pfizer vaccine doses or one Johnson & Johnson dose and are considered fully immunized.	

Demographic summary	First dose	Series complete	Total people vaccinated
Age group	51,167	171,751	222,918
16-24 years	5,362	6,188	11,550
25-34 years	5,374	7,963	13,337
35-44 years	6,104	11,095	17,199
45-54 years	7,688	18,243	25,931
55-64 years	11,550	35,686	47,236
65-74 years	9,024	52,857	61,881
75-84 years	4,420	29,497	33,917
85+ years	1,645	10,222	11,867
Race	51,167	171,751	222,918
White	32,388	114,320	146,708
Black	3,327	8,035	11,362
American Indian/Alaskan	193	581	774
Other	5,783	19,021	24,804
Unknown	9,476	29,794	39,270
Other race includes Asian, native Hawaiian/Pacific Islander, or other.			
Ethnicity	51,167	171,751	222,918
Hispanic	5,998	10,938	16,936
Non-Hispanic	26,233	90,663	116,896
Unknown	18,936	70,150	89,086
Gender	51,167	171,751	222,918
Female	26,224	96,438	122,662
Male	24,048	72,808	96,856
Unknown	895	2,505	3,400



COVID-19: Wakulla County vaccine summary

Vaccination data through May 9, 2021 as of May 10, 2021 at 12:05 AM

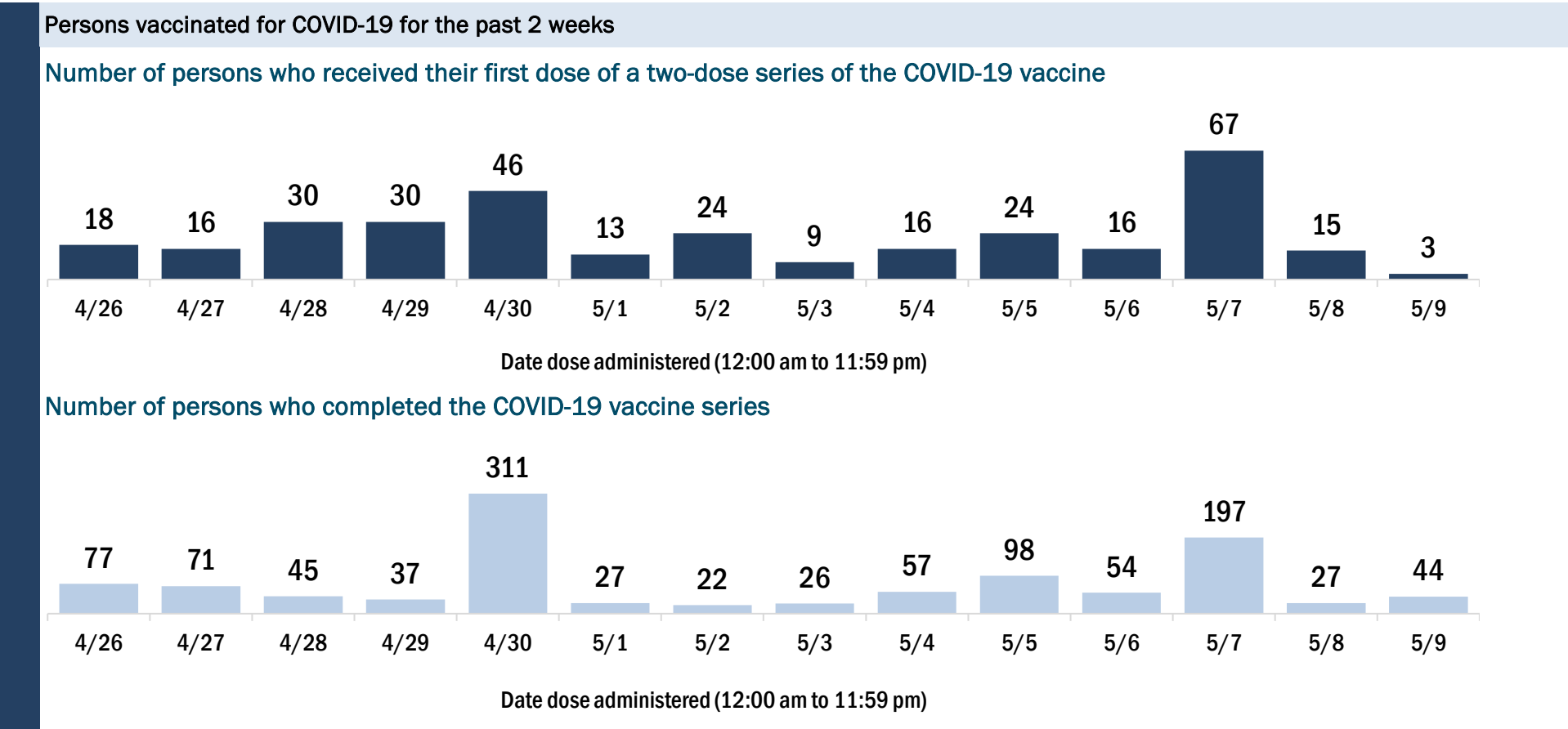
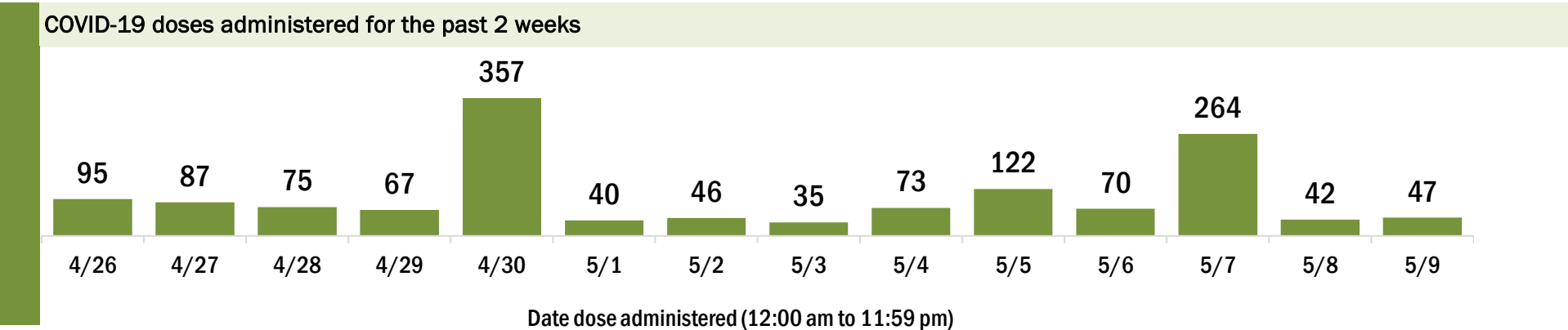
Data in this report are provisional and subject to change.

Data in this summary pertain to COVID-19 vaccines approved by the U.S. Food and Drug Administration and have been issued an Emergency Use Authorization (Janssen COVID-19 Vaccine, Moderna COVID-19 Vaccine and Pfizer-BioNTech COVID-19 Vaccine). These data summarize the number of people who have received either their first dose or have completed the series for a COVID-19 vaccine. **A person can only be counted in one category, first dose or series complete.** For persons receiving Moderna or Pfizer vaccines, once they receive their second dose, they are moved from the first dose column to the series completed column. **Because of this, the total first dose category may show a change from report to report not matching the total receiving their first dose from the previous day.** Persons receiving Johnson & Johnson vaccines will always be counted in the series completed column.

COVID-19 doses for vaccinated persons in Florida	
Doses administered	18,822
People receiving one dose of a 1-dose series (Johnson & Johnson) or receiving only one dose of a 2-dose series (Moderna, Pfizer) count once. Persons receiving both doses of a 2-dose series count twice.	

Current status of persons vaccinated for COVID-19 in Florida	
Total people vaccinated	11,051
First dose	2,734
Series completed	8,317
Completed 1-dose series	546
Completed 2-dose series	7,771
First dose: current number of people who have only received their first dose of the Moderna or Pfizer vaccine.	
Series complete: current number of people who have received both Moderna or Pfizer vaccine doses or one Johnson & Johnson dose and are considered fully immunized.	

Demographic summary	First dose	Series complete	Total people vaccinated
Age group	2,734	8,317	11,051
16-24 years	181	261	442
25-34 years	345	444	789
35-44 years	436	711	1,147
45-54 years	521	1,078	1,599
55-64 years	584	1,871	2,455
65-74 years	416	2,519	2,935
75-84 years	189	1,162	1,351
85+ years	62	271	333
Race	2,734	8,317	11,051
White	1,939	6,183	8,122
Black	497	626	1,123
American Indian/Alaskan	6	39	45
Other	132	1,039	1,171
Unknown	160	430	590
Other race includes Asian, native Hawaiian/Pacific Islander, or other.			
Ethnicity	2,734	8,317	11,051
Hispanic	49	172	221
Non-Hispanic	1,357	6,659	8,016
Unknown	1,328	1,486	2,814
Gender	2,734	8,317	11,051
Female	984	4,653	5,637
Male	1,749	3,663	5,412
Unknown	1	1	2



COVID-19: Walton County vaccine summary

Vaccination data through May 9, 2021 as of May 10, 2021 at 12:05 AM

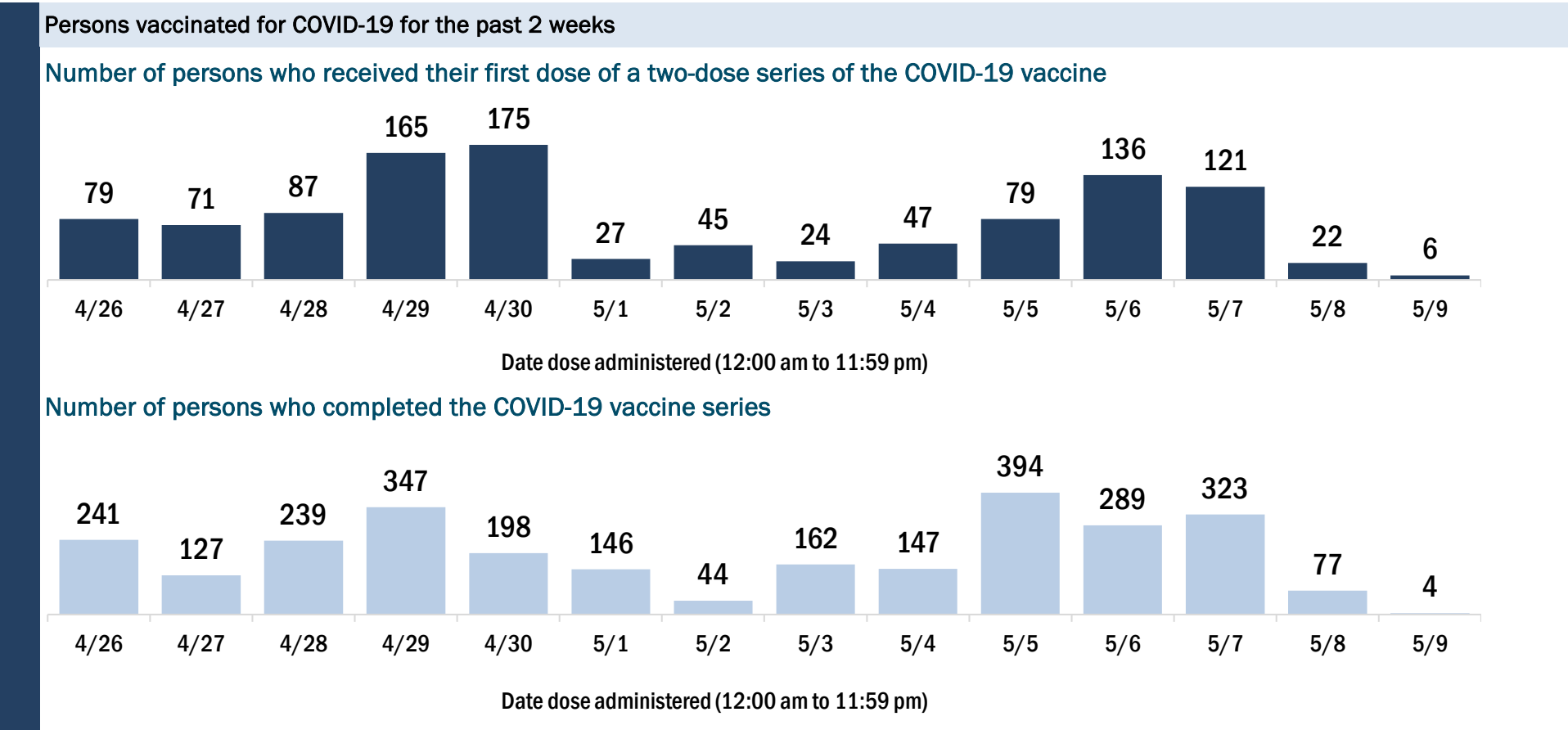
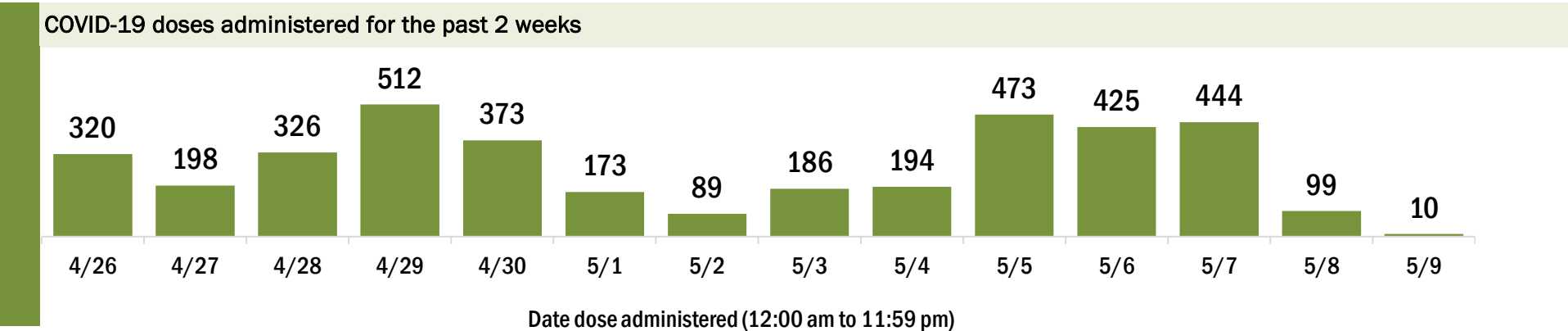
Data in this report are provisional and subject to change.

Data in this summary pertain to COVID-19 vaccines approved by the U.S. Food and Drug Administration and have been issued an Emergency Use Authorization (Janssen COVID-19 Vaccine, Moderna COVID-19 Vaccine and Pfizer-BioNTech COVID-19 Vaccine). These data summarize the number of people who have received either their first dose or have completed the series for a COVID-19 vaccine. **A person can only be counted in one category, first dose or series complete.** For persons receiving Moderna or Pfizer vaccines, once they receive their second dose, they are moved from the first dose column to the series completed column. **Because of this, the total first dose category may show a change from report to report not matching the total receiving their first dose from the previous day.** Persons receiving Johnson & Johnson vaccines will always be counted in the series completed column.

COVID-19 doses for vaccinated persons in Florida	
Doses administered	41,574
People receiving one dose of a 1-dose series (Johnson & Johnson) or receiving only one dose of a 2-dose series (Moderna, Pfizer) count once. Persons receiving both doses of a 2-dose series count twice.	

Current status of persons vaccinated for COVID-19 in Florida	
Total people vaccinated	24,373
First dose	5,890
Series completed	18,483
Completed 1-dose series	1,282
Completed 2-dose series	17,201
First dose: current number of people who have only received their first dose of the Moderna or Pfizer vaccine.	
Series complete: current number of people who have received both Moderna or Pfizer vaccine doses or one Johnson & Johnson dose and are considered fully immunized.	

Demographic summary	First dose	Series complete	Total people vaccinated
Age group	5,890	18,483	24,373
16-24 years	397	453	850
25-34 years	586	744	1,330
35-44 years	783	1,428	2,211
45-54 years	994	2,069	3,063
55-64 years	1,337	4,374	5,711
65-74 years	1,166	6,112	7,278
75-84 years	504	2,591	3,095
85+ years	123	712	835
Race	5,890	18,483	24,373
White	4,200	13,864	18,064
Black	304	339	643
American Indian/Alaskan	17	78	95
Other	414	916	1,330
Unknown	955	3,286	4,241
Other race includes Asian, native Hawaiian/Pacific Islander, or other.			
Ethnicity	5,890	18,483	24,373
Hispanic	349	526	875
Non-Hispanic	3,822	12,128	15,950
Unknown	1,719	5,829	7,548
Gender	5,890	18,483	24,373
Female	2,879	10,076	12,955
Male	3,009	8,405	11,414
Unknown	2	2	4



COVID-19: Washington County vaccine summary

Vaccination data through May 9, 2021 as of May 10, 2021 at 12:05 AM

Data in this report are provisional and subject to change.

Data in this summary pertain to COVID-19 vaccines approved by the U.S. Food and Drug Administration and have been issued an Emergency Use Authorization (Janssen COVID-19 Vaccine, Moderna COVID-19 Vaccine and Pfizer-BioNTech COVID-19 Vaccine). These data summarize the number of people who have received either their first dose or have completed the series for a COVID-19 vaccine. **A person can only be counted in one category, first dose or series complete.** For persons receiving Moderna or Pfizer vaccines, once they receive their second dose, they are moved from the first dose column to the series completed column. **Because of this, the total first dose category may show a change from report to report not matching the total receiving their first dose from the previous day.** Persons receiving Johnson & Johnson vaccines will always be counted in the series completed column.

COVID-19 doses for vaccinated persons in Florida	
Doses administered	9,494
People receiving one dose of a 1-dose series (Johnson & Johnson) or receiving only one dose of a 2-dose series (Moderna, Pfizer) count once. Persons receiving both doses of a 2-dose series count twice.	

Current status of persons vaccinated for COVID-19 in Florida	
Total people vaccinated	5,563
First dose	1,269
Series completed	4,294
Completed 1-dose series	363
Completed 2-dose series	3,931
First dose: current number of people who have only received their first dose of the Moderna or Pfizer vaccine.	
Series complete: current number of people who have received both Moderna or Pfizer vaccine doses or one Johnson & Johnson dose and are considered fully immunized.	

Demographic summary	First dose	Series complete	Total people vaccinated
Age group	1,269	4,294	5,563
16-24 years	68	64	132
25-34 years	159	144	303
35-44 years	230	240	470
45-54 years	255	465	720
55-64 years	320	1,022	1,342
65-74 years	141	1,353	1,494
75-84 years	63	758	821
85+ years	33	248	281
Race	1,269	4,294	5,563
White	652	3,356	4,008
Black	153	453	606
American Indian/Alaskan	9	58	67
Other	45	196	241
Unknown	410	231	641
Other race includes Asian, native Hawaiian/Pacific Islander, or other.			
Ethnicity	1,269	4,294	5,563
Hispanic	49	80	129
Non-Hispanic	1,005	3,483	4,488
Unknown	215	731	946
Gender	1,269	4,294	5,563
Female	396	2,372	2,768
Male	873	1,922	2,795
Unknown	0	0	0

