

COVID-19: Florida vaccine summary

Vaccination data through May 8, 2021 as of May 9, 2021 at 12:05 AM

Data in this report are provisional and subject to change. Data are based on county of residence.

Data in this summary pertain to COVID-19 vaccines approved by the U.S. Food and Drug Administration and have been issued an Emergency Use Authorization (Janssen COVID-19 Vaccine, Moderna COVID-19 Vaccine and Pfizer-BioNTech COVID-19 Vaccine). These data summarize the number of people who have received either their first dose or have completed the series for a COVID-19 vaccine. **A person can only be counted in one category, first dose or series complete.** For persons receiving Moderna or Pfizer vaccines, once they receive their second dose, they are moved from the first dose column to the series completed column. **Because of this, the total first dose category may show a change from report to report not matching the total receiving their first dose from the previous day.** Persons receiving Johnson & Johnson vaccines will always be counted in the series completed column.

COVID-19 doses for vaccinated persons in Florida

Doses administered 15,666,774

People receiving one dose of a 1-dose series (Johnson & Johnson) or receiving only one dose of a 2-dose series (Moderna, Pfizer) count once. Persons receiving both doses of a 2-dose series count twice.

Current status of persons vaccinated for COVID-19 in Florida

Total people vaccinated 9,265,816

First dose 2,244,748

Series completed 7,021,068

Completed 1-dose series 620,110

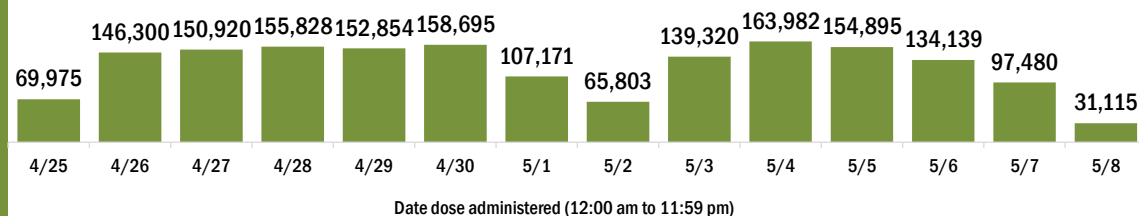
Completed 2-dose series 6,400,958

First dose: current number of people who have only received their first dose of the Moderna or Pfizer vaccine.

Series complete: current number of people who have received both Moderna or Pfizer vaccine doses or one Johnson & Johnson dose and are considered fully immunized.

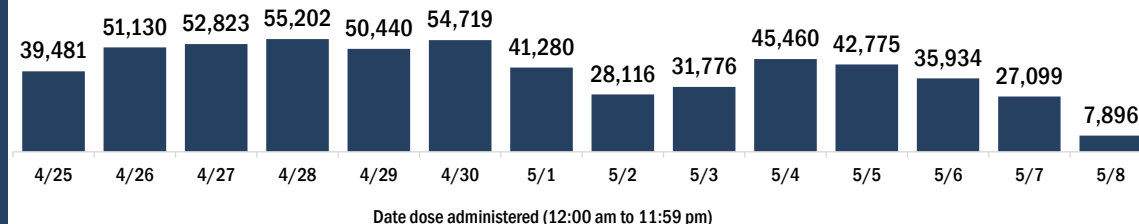
Demographic summary	First dose	Series complete	Total people vaccinated
Age group	2,244,748	7,021,068	9,265,816
16-24 years	259,510	309,601	569,111
25-34 years	302,337	497,180	799,517
35-44 years	332,500	684,369	1,016,869
45-54 years	355,619	956,673	1,312,292
55-64 years	393,382	1,437,122	1,830,504
65-74 years	332,093	1,783,800	2,115,893
75-84 years	190,473	1,016,310	1,206,783
85+ years	78,834	336,013	414,847
Race	2,244,748	7,021,068	9,265,816
White	1,376,969	4,801,101	6,178,070
Black	181,380	466,103	647,483
American Indian/Alaskan	10,184	24,205	34,389
Other	272,104	738,195	1,010,299
Unknown	404,111	991,464	1,395,575
Other race includes Asian, native Hawaiian/Pacific Islander, or other.			
Ethnicity	2,244,748	7,021,068	9,265,816
Hispanic	499,162	1,048,766	1,547,928
Non-Hispanic	947,923	3,739,764	4,687,687
Unknown	797,663	2,232,538	3,030,201
Gender	2,244,748	7,021,068	9,265,816
Female	1,167,879	3,908,890	5,076,769
Male	1,065,936	3,101,711	4,167,647
Unknown	10,933	10,467	21,400

COVID-19 doses administered for the past 2 weeks

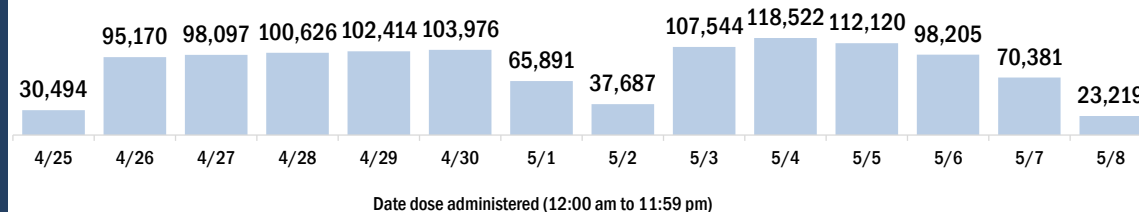


Persons vaccinated for COVID-19 for the past 2 weeks

Number of persons who received their first dose of the COVID-19 vaccine



Number of persons who received their second dose and completed the COVID-19 vaccine series



COVID-19: Alachua County vaccine summary

Vaccination data through May 8, 2021 as of May 9, 2021 at 12:05 AM

Data in this report are provisional and subject to change.

Data in this summary pertain to COVID-19 vaccines approved by the U.S. Food and Drug Administration and have been issued an Emergency Use Authorization (Janssen COVID-19 Vaccine, Moderna COVID-19 Vaccine and Pfizer-BioNTech COVID-19 Vaccine). These data summarize the number of people who have received either their first dose or have completed the series for a COVID-19 vaccine. **A person can only be counted in one category, first dose or series complete.** For persons receiving Moderna or Pfizer vaccines, once they receive their second dose, they are moved from the first dose column to the series completed column. **Because of this, the total first dose category may show a change from report to report not matching the total receiving their first dose from the previous day.** Persons receiving Johnson & Johnson vaccines will always be counted in the series completed column.

COVID-19 doses for vaccinated persons in Florida

Doses administered 208,517

People receiving one dose of a 1-dose series (Johnson & Johnson) or receiving only one dose of a 2-dose series (Moderna, Pfizer) count once. Persons receiving both doses of a 2-dose series count twice.

Current status of persons vaccinated for COVID-19 in Florida

Total people vaccinated 121,749

First dose 30,222

Series completed 91,527

Completed 1-dose series 4,759

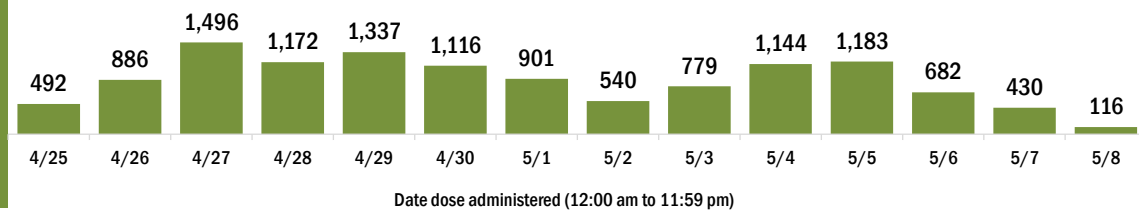
Completed 2-dose series 86,768

First dose: current number of people who have only received their first dose of the Moderna or Pfizer vaccine.

Series complete: current number of people who have received both Moderna or Pfizer vaccine doses or one Johnson & Johnson dose and are considered fully immunized.

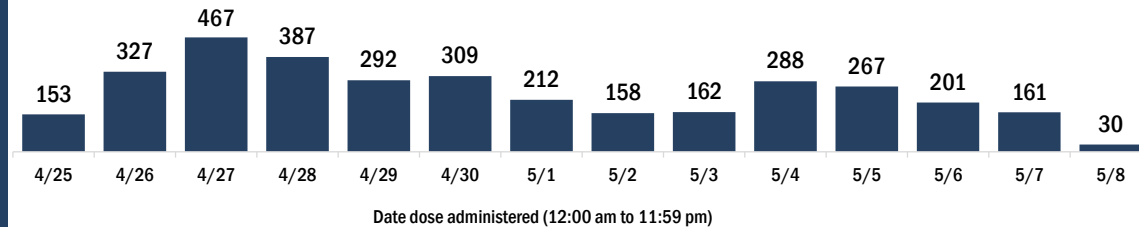
Demographic summary	First dose	Series complete	Total people vaccinated
Age group	30,222	91,527	121,749
16-24 years	11,218	9,061	20,279
25-34 years	6,236	13,446	19,682
35-44 years	4,081	11,200	15,281
45-54 years	2,965	11,389	14,354
55-64 years	3,004	15,386	18,390
65-74 years	1,586	18,534	20,120
75-84 years	751	9,173	9,924
85+ years	381	3,338	3,719
Race	30,222	91,527	121,749
White	18,838	63,914	82,752
Black	3,580	9,099	12,679
American Indian/Alaskan	115	303	418
Other	5,565	13,648	19,213
Unknown	2,124	4,563	6,687
Other race includes Asian, native Hawaiian/Pacific Islander, or other.			
Ethnicity	30,222	91,527	121,749
Hispanic	4,421	6,981	11,402
Non-Hispanic	19,252	62,101	81,353
Unknown	6,549	22,445	28,994
Gender	30,222	91,527	121,749
Female	15,680	52,736	68,416
Male	14,490	38,749	53,239
Unknown	52	42	94

COVID-19 doses administered for the past 2 weeks

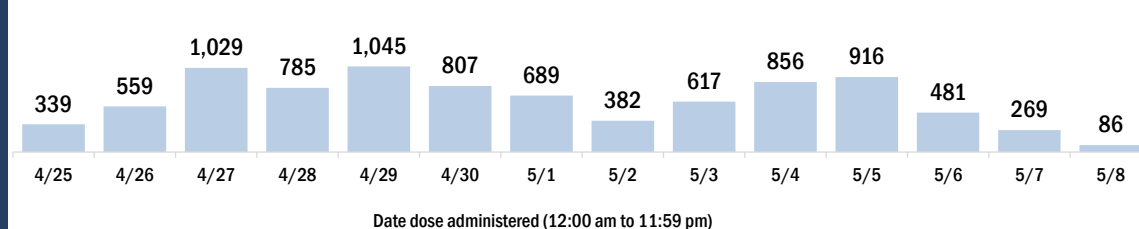


Persons vaccinated for COVID-19 for the past 2 weeks

Number of persons who received their first dose of a two-dose series of the COVID-19 vaccine



Number of persons who completed the COVID-19 vaccine series



COVID-19: Baker County vaccine summary

Vaccination data through May 8, 2021 as of May 9, 2021 at 12:05 AM

Data in this report are provisional and subject to change.

Data in this summary pertain to COVID-19 vaccines approved by the U.S. Food and Drug Administration and have been issued an Emergency Use Authorization (Janssen COVID-19 Vaccine, Moderna COVID-19 Vaccine and Pfizer-BioNTech COVID-19 Vaccine). These data summarize the number of people who have received either their first dose or have completed the series for a COVID-19 vaccine. **A person can only be counted in one category, first dose or series complete.** For persons receiving Moderna or Pfizer vaccines, once they receive their second dose, they are moved from the first dose column to the series completed column. **Because of this, the total first dose category may show a change from report to report not matching the total receiving their first dose from the previous day.** Persons receiving Johnson & Johnson vaccines will always be counted in the series completed column.

COVID-19 doses for vaccinated persons in Florida

Doses administered 10,192

People receiving one dose of a 1-dose series (Johnson & Johnson) or receiving only one dose of a 2-dose series (Moderna, Pfizer) count once. Persons receiving both doses of a 2-dose series count twice.

Current status of persons vaccinated for COVID-19 in Florida

Total people vaccinated 6,059

First dose 1,767

Series completed 4,292

Completed 1-dose series 159

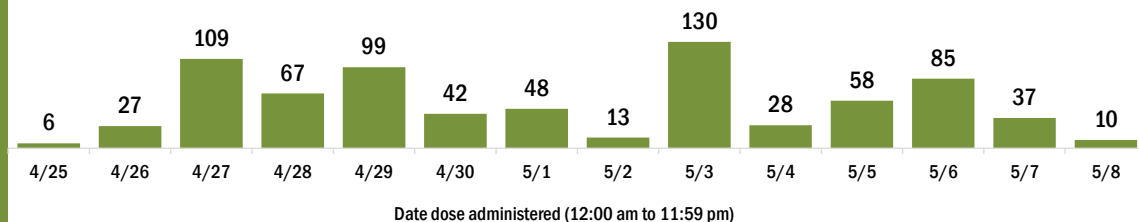
Completed 2-dose series 4,133

First dose: current number of people who have only received their first dose of the Moderna or Pfizer vaccine.

Series complete: current number of people who have received both Moderna or Pfizer vaccine doses or one Johnson & Johnson dose and are considered fully immunized.

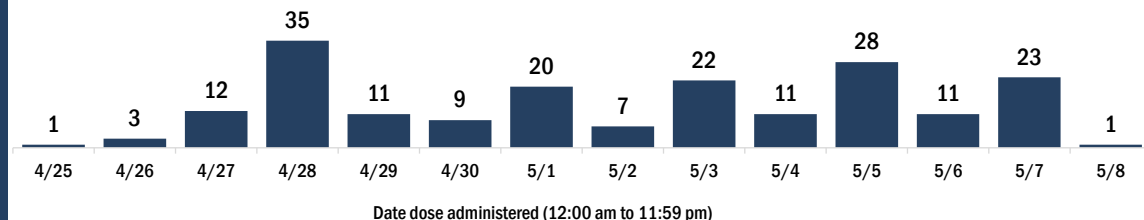
Demographic summary	First dose	Series complete	Total people vaccinated
Age group	1,767	4,292	6,059
16-24 years	100	107	207
25-34 years	269	189	458
35-44 years	370	309	679
45-54 years	398	517	915
55-64 years	373	973	1,346
65-74 years	155	1,317	1,472
75-84 years	72	688	760
85+ years	30	192	222
Race	1,767	4,292	6,059
White	1,088	3,431	4,519
Black	510	393	903
American Indian/Alaskan	4	21	25
Other	109	234	343
Unknown	56	213	269
Other race includes Asian, native Hawaiian/Pacific Islander, or other.			
Ethnicity	1,767	4,292	6,059
Hispanic	46	95	141
Non-Hispanic	887	3,183	4,070
Unknown	834	1,014	1,848
Gender	1,767	4,292	6,059
Female	537	2,377	2,914
Male	1,221	1,914	3,135
Unknown	9	1	10

COVID-19 doses administered for the past 2 weeks

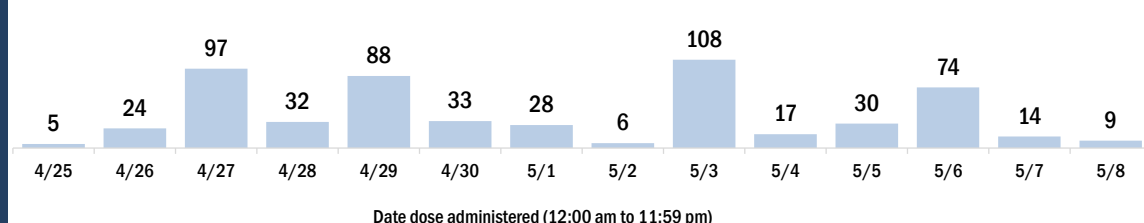


Persons vaccinated for COVID-19 for the past 2 weeks

Number of persons who received their first dose of a two-dose series of the COVID-19 vaccine



Number of persons who completed the COVID-19 vaccine series



COVID-19: Bay County vaccine summary

Vaccination data through May 8, 2021 as of May 9, 2021 at 12:05 AM

Data in this report are provisional and subject to change.

Data in this summary pertain to COVID-19 vaccines approved by the U.S. Food and Drug Administration and have been issued an Emergency Use Authorization (Janssen COVID-19 Vaccine, Moderna COVID-19 Vaccine and Pfizer-BioNTech COVID-19 Vaccine). These data summarize the number of people who have received either their first dose or have completed the series for a COVID-19 vaccine. **A person can only be counted in one category, first dose or series complete.** For persons receiving Moderna or Pfizer vaccines, once they receive their second dose, they are moved from the first dose column to the series completed column. **Because of this, the total first dose category may show a change from report to report not matching the total receiving their first dose from the previous day.** Persons receiving Johnson & Johnson vaccines will always be counted in the series completed column.

COVID-19 doses for vaccinated persons in Florida

Doses administered **88,743**

People receiving one dose of a 1-dose series (Johnson & Johnson) or receiving only one dose of a 2-dose series (Moderna, Pfizer) count once. Persons receiving both doses of a 2-dose series count twice.

Current status of persons vaccinated for COVID-19 in Florida

Total people vaccinated **52,744**

First dose **11,267**

Series completed **41,477**

Completed 1-dose series **5,478**

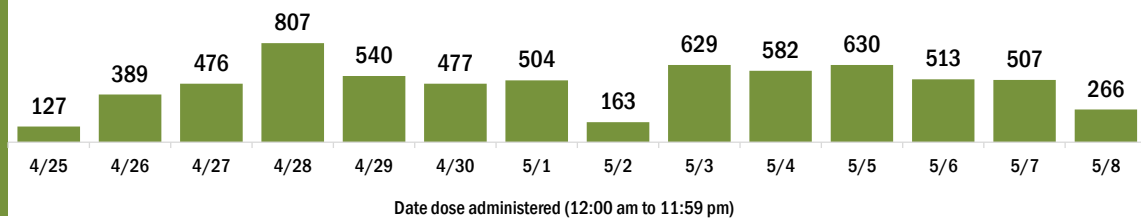
Completed 2-dose series **35,999**

First dose: current number of people who have only received their first dose of the Moderna or Pfizer vaccine.

Series complete: current number of people who have received both Moderna or Pfizer vaccine doses or one Johnson & Johnson dose and are considered fully immunized.

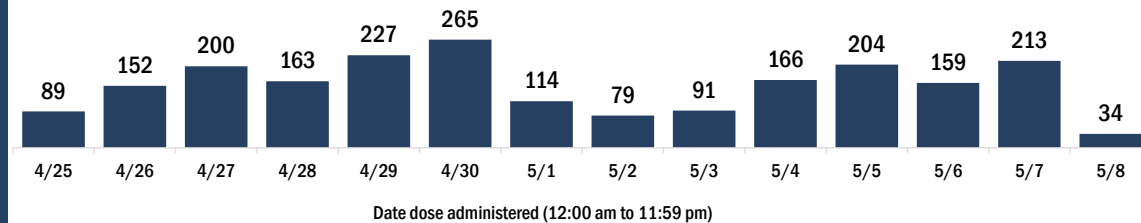
Demographic summary	First dose	Series complete	Total people vaccinated
Age group	11,267	41,477	52,744
16-24 years	1,186	1,209	2,395
25-34 years	1,444	2,138	3,582
35-44 years	1,679	3,485	5,164
45-54 years	1,901	5,124	7,025
55-64 years	2,537	9,554	12,091
65-74 years	1,522	12,112	13,634
75-84 years	723	6,004	6,727
85+ years	275	1,851	2,126
Race	11,267	41,477	52,744
White	7,043	29,185	36,228
Black	880	2,626	3,506
American Indian/Alaskan	64	192	256
Other	1,427	3,280	4,707
Unknown	1,853	6,194	8,047
Other race includes Asian, native Hawaiian/Pacific Islander, or other.			
Ethnicity	11,267	41,477	52,744
Hispanic	981	1,673	2,654
Non-Hispanic	6,512	25,311	31,823
Unknown	3,774	14,493	18,267
Gender	11,267	41,477	52,744
Female	6,147	22,957	29,104
Male	5,116	18,513	23,629
Unknown	4	7	11

COVID-19 doses administered for the past 2 weeks

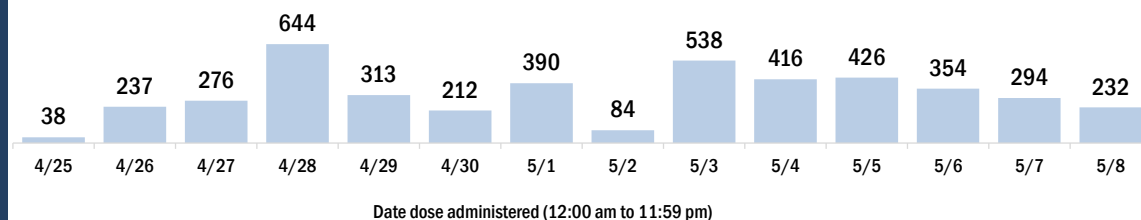


Persons vaccinated for COVID-19 for the past 2 weeks

Number of persons who received their first dose of a two-dose series of the COVID-19 vaccine



Number of persons who completed the COVID-19 vaccine series



COVID-19: Bradford County vaccine summary

Vaccination data through May 8, 2021 as of May 9, 2021 at 12:05 AM

Data in this report are provisional and subject to change.

Data in this summary pertain to COVID-19 vaccines approved by the U.S. Food and Drug Administration and have been issued an Emergency Use Authorization (Janssen COVID-19 Vaccine, Moderna COVID-19 Vaccine and Pfizer-BioNTech COVID-19 Vaccine). These data summarize the number of people who have received either their first dose or have completed the series for a COVID-19 vaccine. **A person can only be counted in one category, first dose or series complete.** For persons receiving Moderna or Pfizer vaccines, once they receive their second dose, they are moved from the first dose column to the series completed column. **Because of this, the total first dose category may show a change from report to report not matching the total receiving their first dose from the previous day.** Persons receiving Johnson & Johnson vaccines will always be counted in the series completed column.

COVID-19 doses for vaccinated persons in Florida

Doses administered 10,991

People receiving one dose of a 1-dose series (Johnson & Johnson) or receiving only one dose of a 2-dose series (Moderna, Pfizer) count once. Persons receiving both doses of a 2-dose series count twice.

Current status of persons vaccinated for COVID-19 in Florida

Total people vaccinated 6,750

First dose 2,153

Series completed 4,597

Completed 1-dose series 356

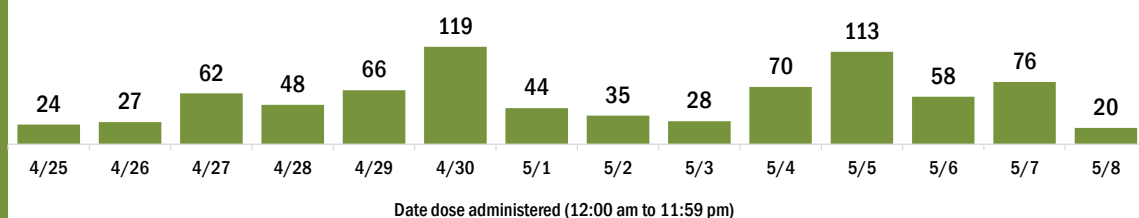
Completed 2-dose series 4,241

First dose: current number of people who have only received their first dose of the Moderna or Pfizer vaccine.

Series complete: current number of people who have received both Moderna or Pfizer vaccine doses or one Johnson & Johnson dose and are considered fully immunized.

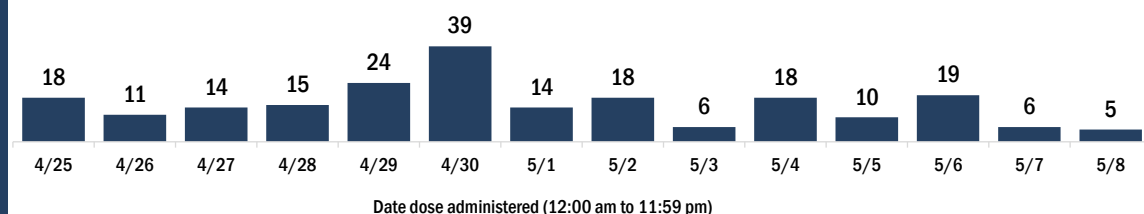
Demographic summary	First dose	Series complete	Total people vaccinated
Age group	2,153	4,597	6,750
16-24 years	123	94	217
25-34 years	330	194	524
35-44 years	516	254	770
45-54 years	478	467	945
55-64 years	455	1,026	1,481
65-74 years	161	1,466	1,627
75-84 years	64	835	899
85+ years	26	261	287
Race	2,153	4,597	6,750
White	1,186	3,467	4,653
Black	745	587	1,332
American Indian/Alaskan	3	31	34
Other	151	362	513
Unknown	68	150	218
Other race includes Asian, native Hawaiian/Pacific Islander, or other.			
Ethnicity	2,153	4,597	6,750
Hispanic	132	87	219
Non-Hispanic	1,343	3,976	5,319
Unknown	678	534	1,212
Gender	2,153	4,597	6,750
Female	458	2,654	3,112
Male	1,694	1,943	3,637
Unknown	1	0	1

COVID-19 doses administered for the past 2 weeks

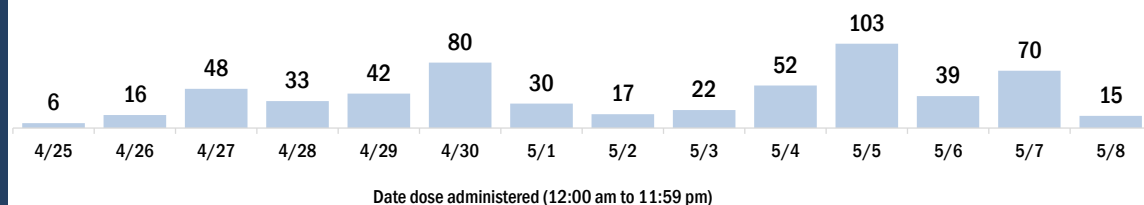


Persons vaccinated for COVID-19 for the past 2 weeks

Number of persons who received their first dose of a two-dose series of the COVID-19 vaccine



Number of persons who completed the COVID-19 vaccine series



COVID-19: Brevard County vaccine summary

Vaccination data through May 8, 2021 as of May 9, 2021 at 12:05 AM

Data in this report are provisional and subject to change.

Data in this summary pertain to COVID-19 vaccines approved by the U.S. Food and Drug Administration and have been issued an Emergency Use Authorization (Janssen COVID-19 Vaccine, Moderna COVID-19 Vaccine and Pfizer-BioNTech COVID-19 Vaccine). These data summarize the number of people who have received either their first dose or have completed the series for a COVID-19 vaccine. **A person can only be counted in one category, first dose or series complete.** For persons receiving Moderna or Pfizer vaccines, once they receive their second dose, they are moved from the first dose column to the series completed column. **Because of this, the total first dose category may show a change from report to report not matching the total receiving their first dose from the previous day.** Persons receiving Johnson & Johnson vaccines will always be counted in the series completed column.

COVID-19 doses for vaccinated persons in Florida

Doses administered 428,383

People receiving one dose of a 1-dose series (Johnson & Johnson) or receiving only one dose of a 2-dose series (Moderna, Pfizer) count once. Persons receiving both doses of a 2-dose series count twice.

Current status of persons vaccinated for COVID-19 in Florida

Total people vaccinated 253,155

First dose 59,813

Series completed 193,342

Completed 1-dose series 18,114

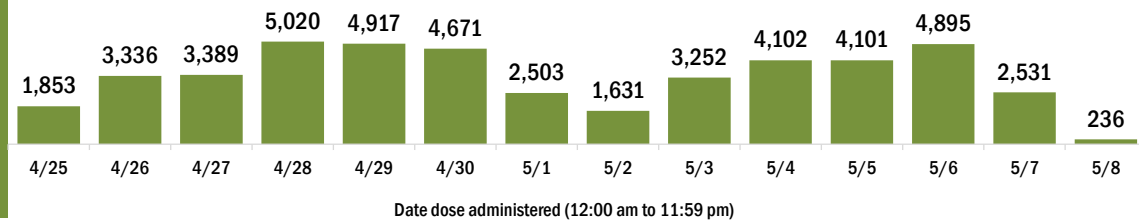
Completed 2-dose series 175,228

First dose: current number of people who have only received their first dose of the Moderna or Pfizer vaccine.

Series complete: current number of people who have received both Moderna or Pfizer vaccine doses or one Johnson & Johnson dose and are considered fully immunized.

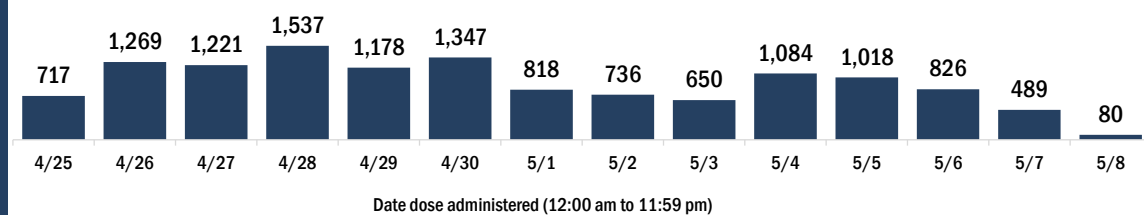
Demographic summary	First dose	Series complete	Total people vaccinated
Age group	59,813	193,342	253,155
16-24 years	6,753	6,372	13,125
25-34 years	7,756	10,041	17,797
35-44 years	8,084	14,251	22,335
45-54 years	8,746	22,007	30,753
55-64 years	12,300	44,749	57,049
65-74 years	8,836	54,099	62,935
75-84 years	5,058	30,663	35,721
85+ years	2,280	11,160	13,440
Race	59,813	193,342	253,155
White	39,112	131,512	170,624
Black	4,624	9,971	14,595
American Indian/Alaskan	355	832	1,187
Other	5,911	17,476	23,387
Unknown	9,811	33,551	43,362
Other race includes Asian, native Hawaiian/Pacific Islander, or other.			
Ethnicity	59,813	193,342	253,155
Hispanic	5,526	10,161	15,687
Non-Hispanic	34,469	109,323	143,792
Unknown	19,818	73,858	93,676
Gender	59,813	193,342	253,155
Female	31,579	109,708	141,287
Male	28,113	83,418	111,531
Unknown	121	216	337

COVID-19 doses administered for the past 2 weeks

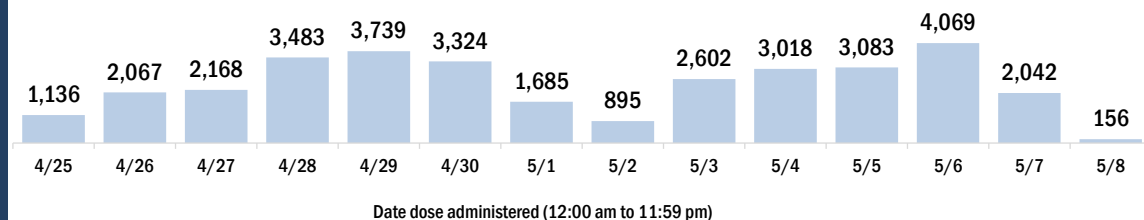


Persons vaccinated for COVID-19 for the past 2 weeks

Number of persons who received their first dose of a two-dose series of the COVID-19 vaccine



Number of persons who completed the COVID-19 vaccine series



COVID-19: Broward County vaccine summary

Vaccination data through May 8, 2021 as of May 9, 2021 at 12:05 AM

Data in this report are provisional and subject to change.

Data in this summary pertain to COVID-19 vaccines approved by the U.S. Food and Drug Administration and have been issued an Emergency Use Authorization (Janssen COVID-19 Vaccine, Moderna COVID-19 Vaccine and Pfizer-BioNTech COVID-19 Vaccine). These data summarize the number of people who have received either their first dose or have completed the series for a COVID-19 vaccine. **A person can only be counted in one category, first dose or series complete.** For persons receiving Moderna or Pfizer vaccines, once they receive their second dose, they are moved from the first dose column to the series completed column. **Because of this, the total first dose category may show a change from report to report not matching the total receiving their first dose from the previous day.** Persons receiving Johnson & Johnson vaccines will always be counted in the series completed column.

COVID-19 doses for vaccinated persons in Florida

Doses administered 1,463,309

People receiving one dose of a 1-dose series (Johnson & Johnson) or receiving only one dose of a 2-dose series (Moderna, Pfizer) count once. Persons receiving both doses of a 2-dose series count twice.

Current status of persons vaccinated for COVID-19 in Florida

Total people vaccinated 870,231

First dose 226,231

Series completed 644,000

Completed 1-dose series 50,922

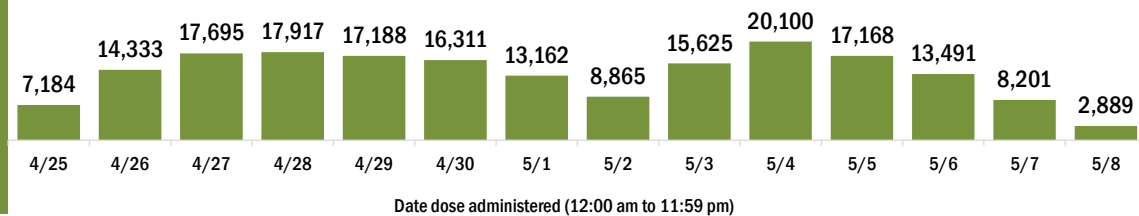
Completed 2-dose series 593,078

First dose: current number of people who have only received their first dose of the Moderna or Pfizer vaccine.

Series complete: current number of people who have received both Moderna or Pfizer vaccine doses or one Johnson & Johnson dose and are considered fully immunized.

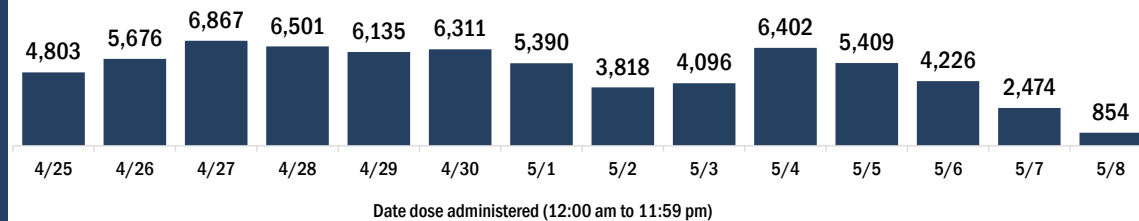
Demographic summary	First dose	Series complete	Total people vaccinated
Age group	226,231	644,000	870,231
16-24 years	26,955	32,717	59,672
25-34 years	30,200	50,462	80,662
35-44 years	36,731	76,984	113,715
45-54 years	40,448	110,804	151,252
55-64 years	39,931	145,183	185,114
65-74 years	29,434	134,721	164,155
75-84 years	15,360	68,212	83,572
85+ years	7,172	24,917	32,089
Race	226,231	644,000	870,231
White	123,019	399,227	522,246
Black	30,696	78,314	109,010
American Indian/Alaskan	1,080	2,615	3,695
Other	28,025	76,308	104,333
Unknown	43,411	87,536	130,947
Other race includes Asian, native Hawaiian/Pacific Islander, or other.			
Ethnicity	226,231	644,000	870,231
Hispanic	65,292	148,761	214,053
Non-Hispanic	83,765	315,099	398,864
Unknown	77,174	180,140	257,314
Gender	226,231	644,000	870,231
Female	118,241	349,587	467,828
Male	107,273	293,207	400,480
Unknown	717	1,206	1,923

COVID-19 doses administered for the past 2 weeks

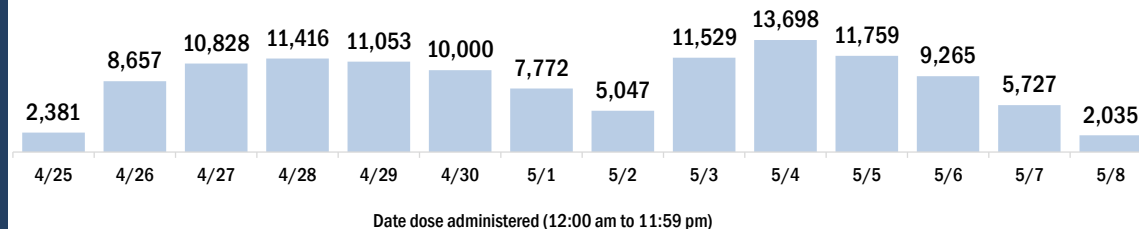


Persons vaccinated for COVID-19 for the past 2 weeks

Number of persons who received their first dose of a two-dose series of the COVID-19 vaccine



Number of persons who completed the COVID-19 vaccine series



COVID-19: Calhoun County vaccine summary

Vaccination data through May 8, 2021 as of May 9, 2021 at 12:05 AM

Data in this report are provisional and subject to change.

Data in this summary pertain to COVID-19 vaccines approved by the U.S. Food and Drug Administration and have been issued an Emergency Use Authorization (Janssen COVID-19 Vaccine, Moderna COVID-19 Vaccine and Pfizer-BioNTech COVID-19 Vaccine). These data summarize the number of people who have received either their first dose or have completed the series for a COVID-19 vaccine. **A person can only be counted in one category, first dose or series complete.** For persons receiving Moderna or Pfizer vaccines, once they receive their second dose, they are moved from the first dose column to the series completed column. **Because of this, the total first dose category may show a change from report to report not matching the total receiving their first dose from the previous day.** Persons receiving Johnson & Johnson vaccines will always be counted in the series completed column.

COVID-19 doses for vaccinated persons in Florida

Doses administered 5,464

People receiving one dose of a 1-dose series (Johnson & Johnson) or receiving only one dose of a 2-dose series (Moderna, Pfizer) count once. Persons receiving both doses of a 2-dose series count twice.

Current status of persons vaccinated for COVID-19 in Florida

Total people vaccinated 3,223

First dose 798

Series completed 2,425

Completed 1-dose series 184

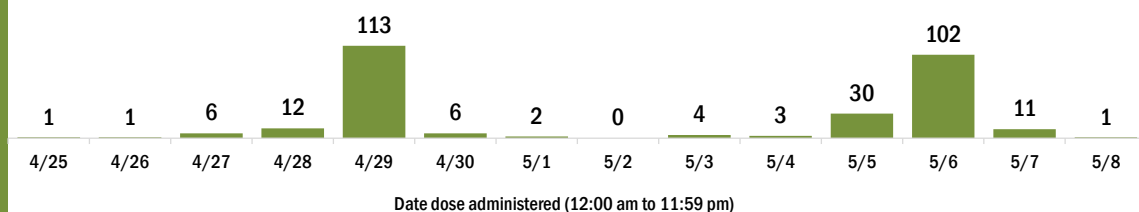
Completed 2-dose series 2,241

First dose: current number of people who have only received their first dose of the Moderna or Pfizer vaccine.

Series complete: current number of people who have received both Moderna or Pfizer vaccine doses or one Johnson & Johnson dose and are considered fully immunized.

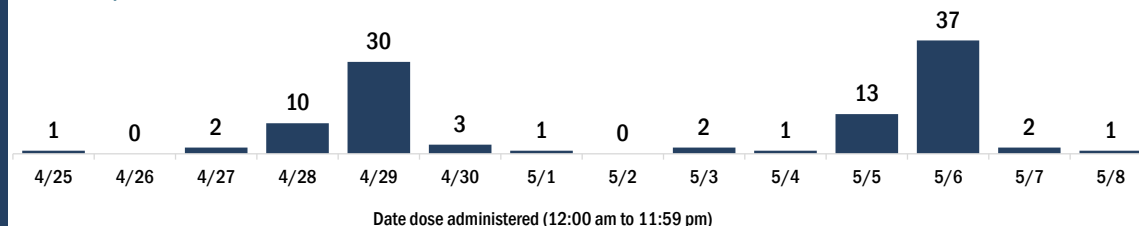
Demographic summary	First dose	Series complete	Total people vaccinated
Age group	798	2,425	3,223
16-24 years	47	35	82
25-34 years	99	73	172
35-44 years	162	132	294
45-54 years	182	244	426
55-64 years	153	483	636
65-74 years	88	807	895
75-84 years	48	469	517
85+ years	19	182	201
Race	798	2,425	3,223
White	494	1,705	2,199
Black	193	163	356
American Indian/Alaskan	3	16	19
Other	62	332	394
Unknown	46	209	255
Other race includes Asian, native Hawaiian/Pacific Islander, or other.			
Ethnicity	798	2,425	3,223
Hispanic	9	47	56
Non-Hispanic	205	1,346	1,551
Unknown	584	1,032	1,616
Gender	798	2,425	3,223
Female	202	1,349	1,551
Male	596	1,075	1,671
Unknown	0	1	1

COVID-19 doses administered for the past 2 weeks

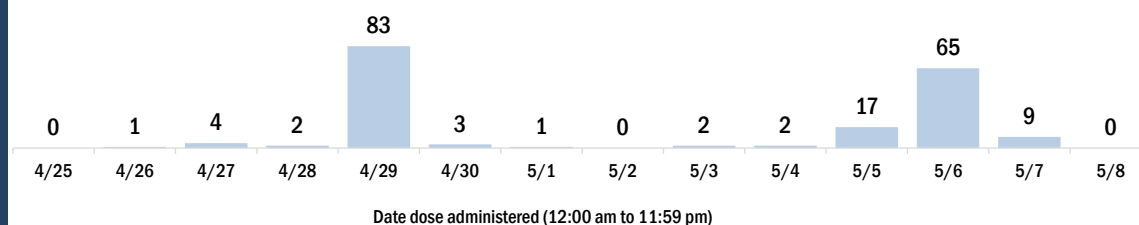


Persons vaccinated for COVID-19 for the past 2 weeks

Number of persons who received their first dose of a two-dose series of the COVID-19 vaccine



Number of persons who completed the COVID-19 vaccine series



COVID-19: Charlotte County vaccine summary

Vaccination data through May 8, 2021 as of May 9, 2021 at 12:05 AM

Data in this report are provisional and subject to change.

Data in this summary pertain to COVID-19 vaccines approved by the U.S. Food and Drug Administration and have been issued an Emergency Use Authorization (Janssen COVID-19 Vaccine, Moderna COVID-19 Vaccine and Pfizer-BioNTech COVID-19 Vaccine). These data summarize the number of people who have received either their first dose or have completed the series for a COVID-19 vaccine. **A person can only be counted in one category, first dose or series complete.** For persons receiving Moderna or Pfizer vaccines, once they receive their second dose, they are moved from the first dose column to the series completed column. **Because of this, the total first dose category may show a change from report to report not matching the total receiving their first dose from the previous day.** Persons receiving Johnson & Johnson vaccines will always be counted in the series completed column.

COVID-19 doses for vaccinated persons in Florida

Doses administered 180,689

People receiving one dose of a 1-dose series (Johnson & Johnson) or receiving only one dose of a 2-dose series (Moderna, Pfizer) count once. Persons receiving both doses of a 2-dose series count twice.

Current status of persons vaccinated for COVID-19 in Florida

Total people vaccinated 105,834

First dose 25,173

Series completed 80,661

Completed 1-dose series 5,806

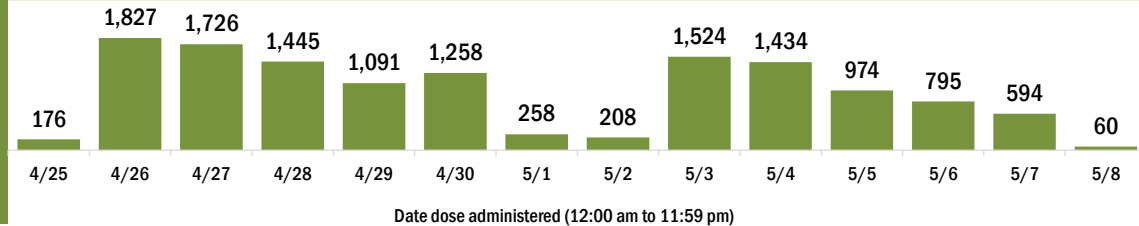
Completed 2-dose series 74,855

First dose: current number of people who have only received their first dose of the Moderna or Pfizer vaccine.

Series complete: current number of people who have received both Moderna or Pfizer vaccine doses or one Johnson & Johnson dose and are considered fully immunized.

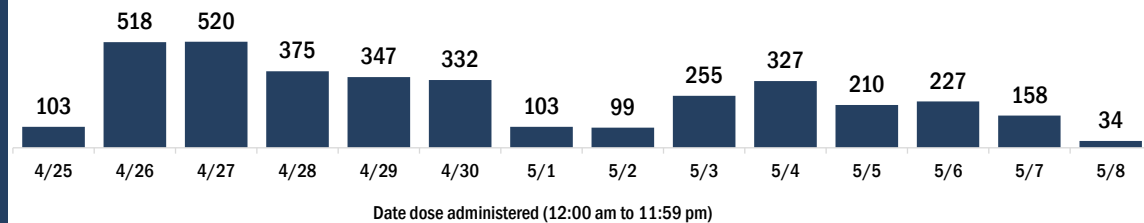
Demographic summary	First dose	Series complete	Total people vaccinated
Age group	25,173	80,661	105,834
16-24 years	1,181	966	2,147
25-34 years	1,200	1,621	2,821
35-44 years	1,590	2,433	4,023
45-54 years	2,538	5,241	7,779
55-64 years	5,652	15,397	21,049
65-74 years	6,949	31,041	37,990
75-84 years	4,532	18,591	23,123
85+ years	1,531	5,371	6,902
Race	25,173	80,661	105,834
White	18,772	61,901	80,673
Black	897	1,527	2,424
American Indian/Alaskan	148	325	473
Other	1,799	5,245	7,044
Unknown	3,557	11,663	15,220
Other race includes Asian, native Hawaiian/Pacific Islander, or other.			
Ethnicity	25,173	80,661	105,834
Hispanic	1,181	2,170	3,351
Non-Hispanic	14,649	49,531	64,180
Unknown	9,343	28,960	38,303
Gender	25,173	80,661	105,834
Female	13,116	44,757	57,873
Male	12,025	35,876	47,901
Unknown	32	28	60

COVID-19 doses administered for the past 2 weeks

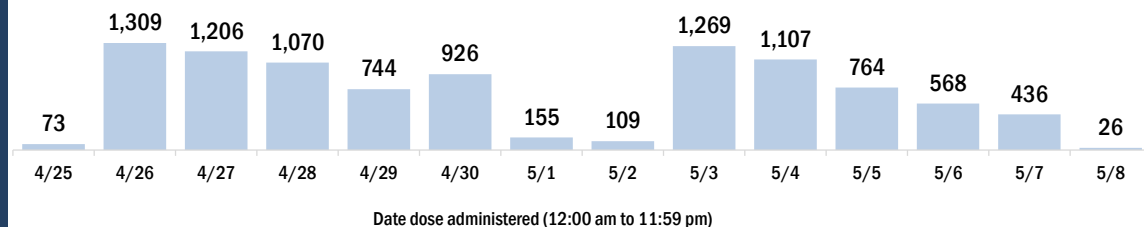


Persons vaccinated for COVID-19 for the past 2 weeks

Number of persons who received their first dose of a two-dose series of the COVID-19 vaccine



Number of persons who completed the COVID-19 vaccine series



COVID-19: Citrus County vaccine summary

Vaccination data through May 8, 2021 as of May 9, 2021 at 12:05 AM

Data in this report are provisional and subject to change.

Data in this summary pertain to COVID-19 vaccines approved by the U.S. Food and Drug Administration and have been issued an Emergency Use Authorization (Janssen COVID-19 Vaccine, Moderna COVID-19 Vaccine and Pfizer-BioNTech COVID-19 Vaccine). These data summarize the number of people who have received either their first dose or have completed the series for a COVID-19 vaccine. **A person can only be counted in one category, first dose or series complete.** For persons receiving Moderna or Pfizer vaccines, once they receive their second dose, they are moved from the first dose column to the series completed column. **Because of this, the total first dose category may show a change from report to report not matching the total receiving their first dose from the previous day.** Persons receiving Johnson & Johnson vaccines will always be counted in the series completed column.

COVID-19 doses for vaccinated persons in Florida

Doses administered 110,207

People receiving one dose of a 1-dose series (Johnson & Johnson) or receiving only one dose of a 2-dose series (Moderna, Pfizer) count once. Persons receiving both doses of a 2-dose series count twice.

Current status of persons vaccinated for COVID-19 in Florida

Total people vaccinated 61,571

First dose 11,070

Series completed 50,501

Completed 1-dose series 1,865

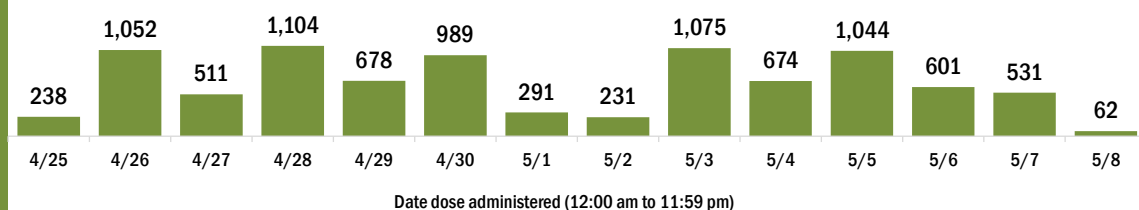
Completed 2-dose series 48,636

First dose: current number of people who have only received their first dose of the Moderna or Pfizer vaccine.

Series complete: current number of people who have received both Moderna or Pfizer vaccine doses or one Johnson & Johnson dose and are considered fully immunized.

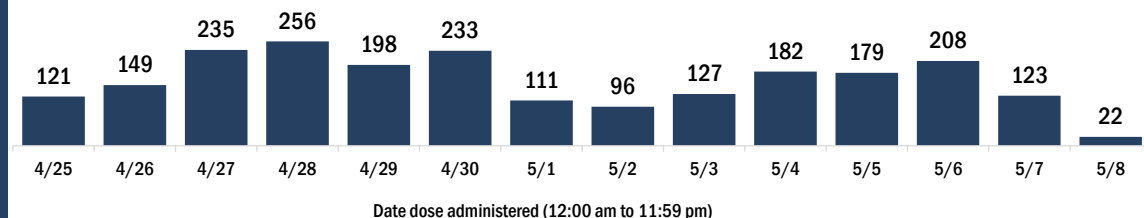
Demographic summary	First dose	Series complete	Total people vaccinated
Age group	11,070	50,501	61,571
16-24 years	701	709	1,410
25-34 years	781	1,055	1,836
35-44 years	870	1,602	2,472
45-54 years	1,375	3,298	4,673
55-64 years	2,382	8,970	11,352
65-74 years	2,685	18,723	21,408
75-84 years	1,710	12,493	14,203
85+ years	566	3,651	4,217
Race	11,070	50,501	61,571
White	8,297	38,250	46,547
Black	240	755	995
American Indian/Alaskan	60	275	335
Other	808	3,302	4,110
Unknown	1,665	7,919	9,584
Other race includes Asian, native Hawaiian/Pacific Islander, or other.			
Ethnicity	11,070	50,501	61,571
Hispanic	566	1,578	2,144
Non-Hispanic	6,891	30,259	37,150
Unknown	3,613	18,664	22,277
Gender	11,070	50,501	61,571
Female	6,059	28,666	34,725
Male	4,988	21,822	26,810
Unknown	23	13	36

COVID-19 doses administered for the past 2 weeks

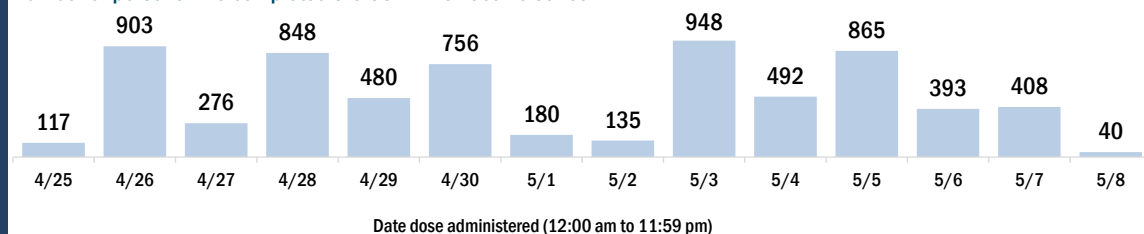


Persons vaccinated for COVID-19 for the past 2 weeks

Number of persons who received their first dose of a two-dose series of the COVID-19 vaccine



Number of persons who completed the COVID-19 vaccine series



COVID-19: Clay County vaccine summary

Vaccination data through May 8, 2021 as of May 9, 2021 at 12:05 AM

Data in this report are provisional and subject to change.

Data in this summary pertain to COVID-19 vaccines approved by the U.S. Food and Drug Administration and have been issued an Emergency Use Authorization (Janssen COVID-19 Vaccine, Moderna COVID-19 Vaccine and Pfizer-BioNTech COVID-19 Vaccine). These data summarize the number of people who have received either their first dose or have completed the series for a COVID-19 vaccine. **A person can only be counted in one category, first dose or series complete.** For persons receiving Moderna or Pfizer vaccines, once they receive their second dose, they are moved from the first dose column to the series completed column. **Because of this, the total first dose category may show a change from report to report not matching the total receiving their first dose from the previous day.** Persons receiving Johnson & Johnson vaccines will always be counted in the series completed column.

COVID-19 doses for vaccinated persons in Florida

Doses administered 115,064

People receiving one dose of a 1-dose series (Johnson & Johnson) or receiving only one dose of a 2-dose series (Moderna, Pfizer) count once. Persons receiving both doses of a 2-dose series count twice.

Current status of persons vaccinated for COVID-19 in Florida

Total people vaccinated 65,118

First dose 11,744

Series completed 53,374

Completed 1-dose series 3,428

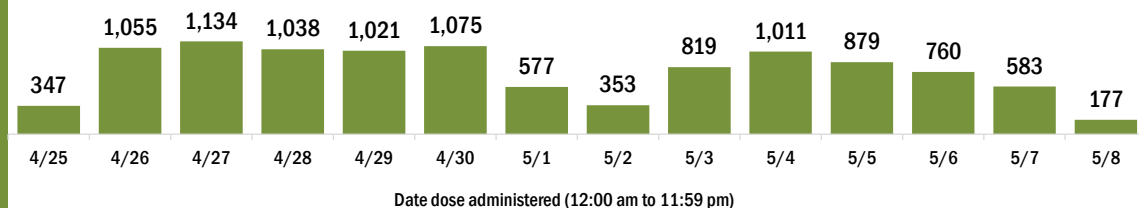
Completed 2-dose series 49,946

First dose: current number of people who have only received their first dose of the Moderna or Pfizer vaccine.

Series complete: current number of people who have received both Moderna or Pfizer vaccine doses or one Johnson & Johnson dose and are considered fully immunized.

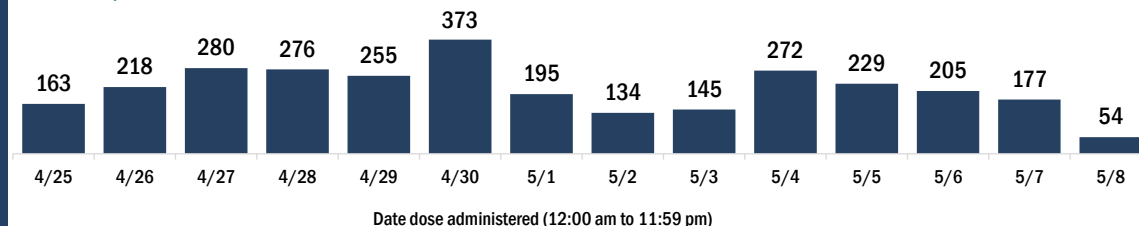
Demographic summary	First dose	Series complete	Total people vaccinated
Age group	11,744	53,374	65,118
16-24 years	1,605	2,515	4,120
25-34 years	1,515	3,053	4,568
35-44 years	1,868	5,101	6,969
45-54 years	2,021	7,702	9,723
55-64 years	2,333	11,676	14,009
65-74 years	1,265	14,192	15,457
75-84 years	792	7,043	7,835
85+ years	345	2,092	2,437
Race	11,744	53,374	65,118
White	6,634	37,782	44,416
Black	1,065	3,772	4,837
American Indian/Alaskan	52	246	298
Other	1,616	5,232	6,848
Unknown	2,377	6,342	8,719
Other race includes Asian, native Hawaiian/Pacific Islander, or other.			
Ethnicity	11,744	53,374	65,118
Hispanic	961	2,926	3,887
Non-Hispanic	6,492	38,356	44,848
Unknown	4,291	12,092	16,383
Gender	11,744	53,374	65,118
Female	6,361	30,563	36,924
Male	5,216	22,806	28,022
Unknown	167	5	172

COVID-19 doses administered for the past 2 weeks

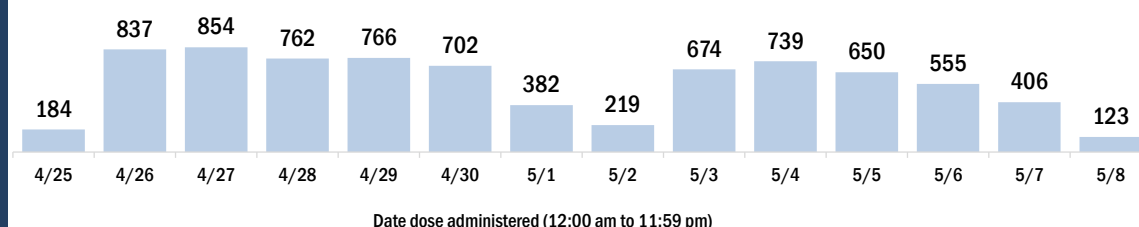


Persons vaccinated for COVID-19 for the past 2 weeks

Number of persons who received their first dose of a two-dose series of the COVID-19 vaccine



Number of persons who completed the COVID-19 vaccine series



COVID-19: Collier County vaccine summary

Vaccination data through May 8, 2021 as of May 9, 2021 at 12:05 AM

Data in this report are provisional and subject to change.

Data in this summary pertain to COVID-19 vaccines approved by the U.S. Food and Drug Administration and have been issued an Emergency Use Authorization (Janssen COVID-19 Vaccine, Moderna COVID-19 Vaccine and Pfizer-BioNTech COVID-19 Vaccine). These data summarize the number of people who have received either their first dose or have completed the series for a COVID-19 vaccine. **A person can only be counted in one category, first dose or series complete.** For persons receiving Moderna or Pfizer vaccines, once they receive their second dose, they are moved from the first dose column to the series completed column. **Because of this, the total first dose category may show a change from report to report not matching the total receiving their first dose from the previous day.** Persons receiving Johnson & Johnson vaccines will always be counted in the series completed column.

COVID-19 doses for vaccinated persons in Florida

Doses administered 335,319

People receiving one dose of a 1-dose series (Johnson & Johnson) or receiving only one dose of a 2-dose series (Moderna, Pfizer) count once. Persons receiving both doses of a 2-dose series count twice.

Current status of persons vaccinated for COVID-19 in Florida

Total people vaccinated 195,585

First dose 42,505

Series completed 153,080

Completed 1-dose series 13,346

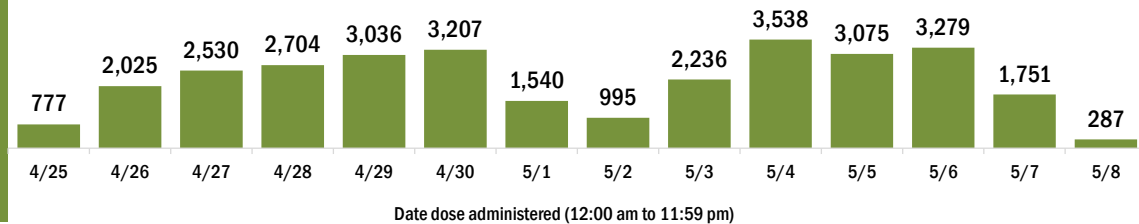
Completed 2-dose series 139,734

First dose: current number of people who have only received their first dose of the Moderna or Pfizer vaccine.

Series complete: current number of people who have received both Moderna or Pfizer vaccine doses or one Johnson & Johnson dose and are considered fully immunized.

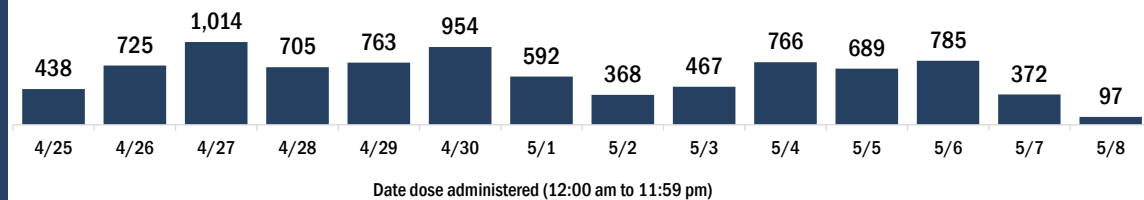
Demographic summary	First dose	Series complete	Total people vaccinated
Age group	42,505	153,080	195,585
16-24 years	3,725	3,305	7,030
25-34 years	3,971	5,331	9,302
35-44 years	5,097	7,690	12,787
45-54 years	6,405	13,029	19,434
55-64 years	8,417	27,535	35,952
65-74 years	7,764	50,972	58,736
75-84 years	5,144	35,054	40,198
85+ years	1,982	10,164	12,146
Race	42,505	153,080	195,585
White	27,748	101,446	129,194
Black	1,139	2,032	3,171
American Indian/Alaskan	174	467	641
Other	4,798	12,156	16,954
Unknown	8,646	36,979	45,625
Other race includes Asian, native Hawaiian/Pacific Islander, or other.			
Ethnicity	42,505	153,080	195,585
Hispanic	8,457	12,140	20,597
Non-Hispanic	17,422	70,538	87,960
Unknown	16,626	70,402	87,028
Gender	42,505	153,080	195,585
Female	22,266	83,582	105,848
Male	19,995	69,216	89,211
Unknown	244	282	526

COVID-19 doses administered for the past 2 weeks

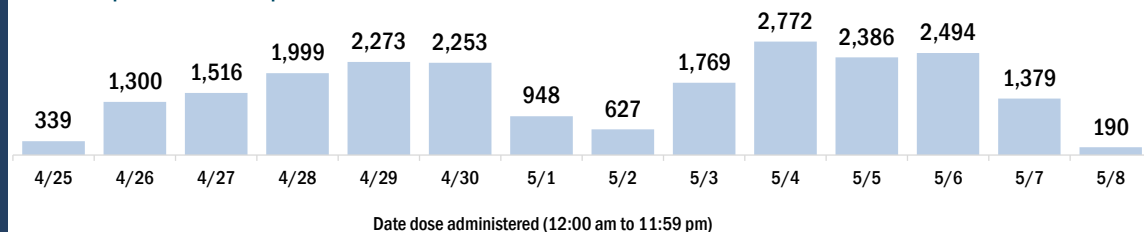


Persons vaccinated for COVID-19 for the past 2 weeks

Number of persons who received their first dose of a two-dose series of the COVID-19 vaccine



Number of persons who completed the COVID-19 vaccine series



COVID-19: Columbia County vaccine summary

Vaccination data through May 8, 2021 as of May 9, 2021 at 12:05 AM

Data in this report are provisional and subject to change.

Data in this summary pertain to COVID-19 vaccines approved by the U.S. Food and Drug Administration and have been issued an Emergency Use Authorization (Janssen COVID-19 Vaccine, Moderna COVID-19 Vaccine and Pfizer-BioNTech COVID-19 Vaccine). These data summarize the number of people who have received either their first dose or have completed the series for a COVID-19 vaccine. **A person can only be counted in one category, first dose or series complete.** For persons receiving Moderna or Pfizer vaccines, once they receive their second dose, they are moved from the first dose column to the series completed column. **Because of this, the total first dose category may show a change from report to report not matching the total receiving their first dose from the previous day.** Persons receiving Johnson & Johnson vaccines will always be counted in the series completed column.

COVID-19 doses for vaccinated persons in Florida

Doses administered 28,215

People receiving one dose of a 1-dose series (Johnson & Johnson) or receiving only one dose of a 2-dose series (Moderna, Pfizer) count once. Persons receiving both doses of a 2-dose series count twice.

Current status of persons vaccinated for COVID-19 in Florida

Total people vaccinated 16,482

First dose 3,070

Series completed 13,412

Completed 1-dose series 1,679

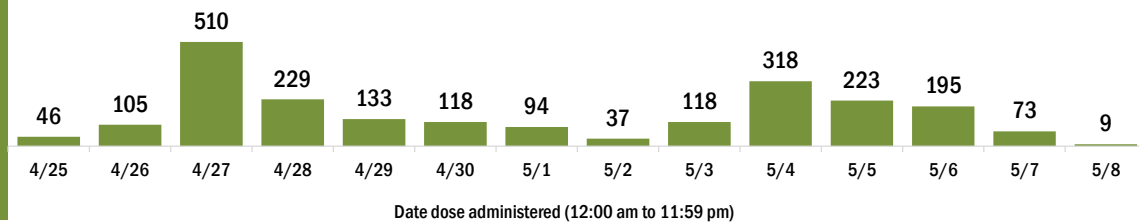
Completed 2-dose series 11,733

First dose: current number of people who have only received their first dose of the Moderna or Pfizer vaccine.

Series complete: current number of people who have received both Moderna or Pfizer vaccine doses or one Johnson & Johnson dose and are considered fully immunized.

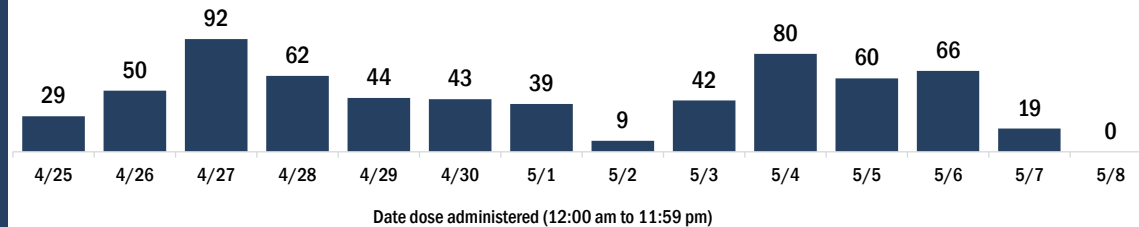
Demographic summary	First dose	Series complete	Total people vaccinated
Age group	3,070	13,412	16,482
16-24 years	339	431	770
25-34 years	368	547	915
35-44 years	436	870	1,306
45-54 years	566	1,464	2,030
55-64 years	705	2,775	3,480
65-74 years	388	4,228	4,616
75-84 years	200	2,401	2,601
85+ years	68	696	764
Race	3,070	13,412	16,482
White	1,838	9,646	11,484
Black	520	1,498	2,018
American Indian/Alaskan	12	67	79
Other	321	907	1,228
Unknown	379	1,294	1,673
Other race includes Asian, native Hawaiian/Pacific Islander, or other.			
Ethnicity	3,070	13,412	16,482
Hispanic	218	455	673
Non-Hispanic	1,694	9,770	11,464
Unknown	1,158	3,187	4,345
Gender	3,070	13,412	16,482
Female	1,209	7,717	8,926
Male	1,855	5,695	7,550
Unknown	6	0	6

COVID-19 doses administered for the past 2 weeks

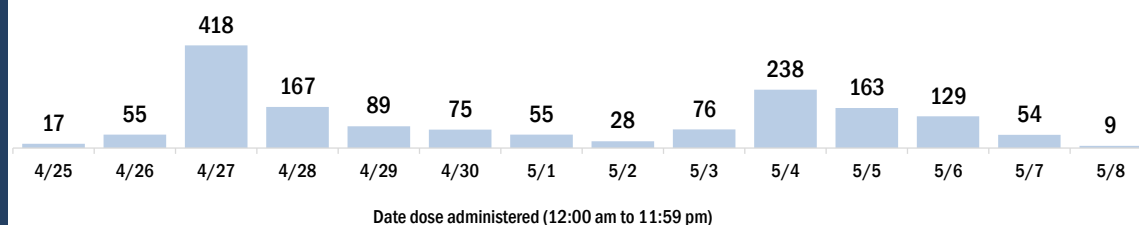


Persons vaccinated for COVID-19 for the past 2 weeks

Number of persons who received their first dose of a two-dose series of the COVID-19 vaccine



Number of persons who completed the COVID-19 vaccine series



COVID-19: Dade County vaccine summary

Vaccination data through May 8, 2021 as of May 9, 2021 at 12:05 AM

Data in this report are provisional and subject to change.

Data in this summary pertain to COVID-19 vaccines approved by the U.S. Food and Drug Administration and have been issued an Emergency Use Authorization (Janssen COVID-19 Vaccine, Moderna COVID-19 Vaccine and Pfizer-BioNTech COVID-19 Vaccine). These data summarize the number of people who have received either their first dose or have completed the series for a COVID-19 vaccine. **A person can only be counted in one category, first dose or series complete.** For persons receiving Moderna or Pfizer vaccines, once they receive their second dose, they are moved from the first dose column to the series completed column. **Because of this, the total first dose category may show a change from report to report not matching the total receiving their first dose from the previous day.** Persons receiving Johnson & Johnson vaccines will always be counted in the series completed column.

COVID-19 doses for vaccinated persons in Florida

Doses administered 2,153,247

People receiving one dose of a 1-dose series (Johnson & Johnson) or receiving only one dose of a 2-dose series (Moderna, Pfizer) count once. Persons receiving both doses of a 2-dose series count twice.

Current status of persons vaccinated for COVID-19 in Florida

Total people vaccinated 1,318,706

First dose 369,026

Series completed 949,680

Completed 1-dose series 115,139

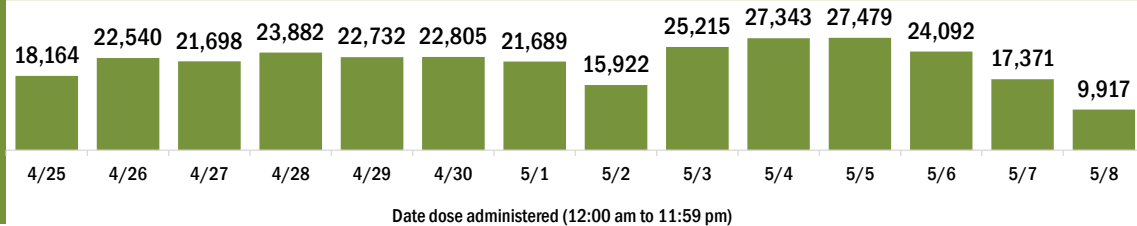
Completed 2-dose series 834,541

First dose: current number of people who have only received their first dose of the Moderna or Pfizer vaccine.

Series complete: current number of people who have received both Moderna or Pfizer vaccine doses or one Johnson & Johnson dose and are considered fully immunized.

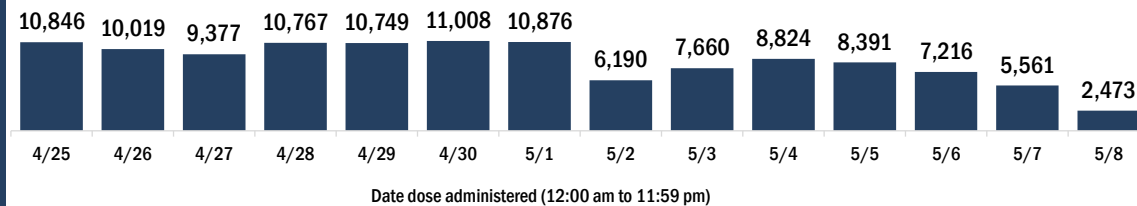
Demographic summary	First dose	Series complete	Total people vaccinated
Age group	369,026	949,680	1,318,706
16-24 years	41,979	51,689	93,668
25-34 years	55,471	87,264	142,735
35-44 years	63,920	121,980	185,900
45-54 years	69,580	170,255	239,835
55-64 years	61,546	198,946	260,492
65-74 years	43,659	175,548	219,207
75-84 years	22,956	104,227	127,183
85+ years	9,915	39,771	49,686
Race	369,026	949,680	1,318,706
White	250,070	671,805	921,875
Black	23,358	61,306	84,664
American Indian/Alaskan	1,335	2,134	3,469
Other	44,345	102,911	147,256
Unknown	49,918	111,524	161,442
Other race includes Asian, native Hawaiian/Pacific Islander, or other.			
Ethnicity	369,026	949,680	1,318,706
Hispanic	202,641	472,537	675,178
Non-Hispanic	57,205	198,954	256,159
Unknown	109,180	278,189	387,369
Gender	369,026	949,680	1,318,706
Female	189,906	517,101	707,007
Male	177,140	430,925	608,065
Unknown	1,980	1,654	3,634

COVID-19 doses administered for the past 2 weeks

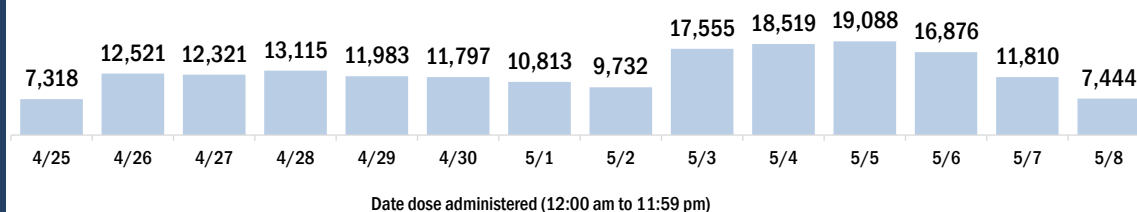


Persons vaccinated for COVID-19 for the past 2 weeks

Number of persons who received their first dose of a two-dose series of the COVID-19 vaccine



Number of persons who completed the COVID-19 vaccine series



COVID-19: Desoto County vaccine summary

Vaccination data through May 8, 2021 as of May 9, 2021 at 12:05 AM

Data in this report are provisional and subject to change.

Data in this summary pertain to COVID-19 vaccines approved by the U.S. Food and Drug Administration and have been issued an Emergency Use Authorization (Janssen COVID-19 Vaccine, Moderna COVID-19 Vaccine and Pfizer-BioNTech COVID-19 Vaccine). These data summarize the number of people who have received either their first dose or have completed the series for a COVID-19 vaccine. **A person can only be counted in one category, first dose or series complete.** For persons receiving Moderna or Pfizer vaccines, once they receive their second dose, they are moved from the first dose column to the series completed column. **Because of this, the total first dose category may show a change from report to report not matching the total receiving their first dose from the previous day.** Persons receiving Johnson & Johnson vaccines will always be counted in the series completed column.

COVID-19 doses for vaccinated persons in Florida

Doses administered 19,505

People receiving one dose of a 1-dose series (Johnson & Johnson) or receiving only one dose of a 2-dose series (Moderna, Pfizer) count once. Persons receiving both doses of a 2-dose series count twice.

Current status of persons vaccinated for COVID-19 in Florida

Total people vaccinated 12,253

First dose 4,411

Series completed 7,842

Completed 1-dose series 590

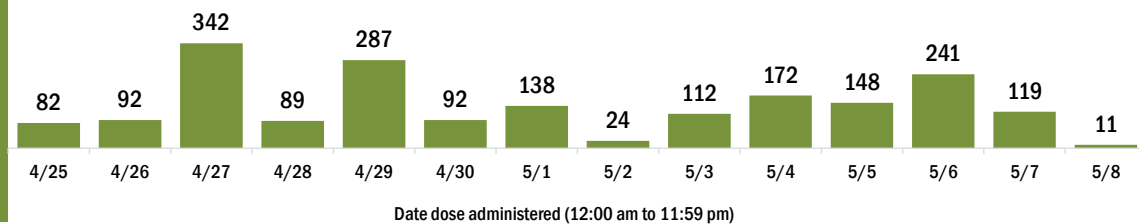
Completed 2-dose series 7,252

First dose: current number of people who have only received their first dose of the Moderna or Pfizer vaccine.

Series complete: current number of people who have received both Moderna or Pfizer vaccine doses or one Johnson & Johnson dose and are considered fully immunized.

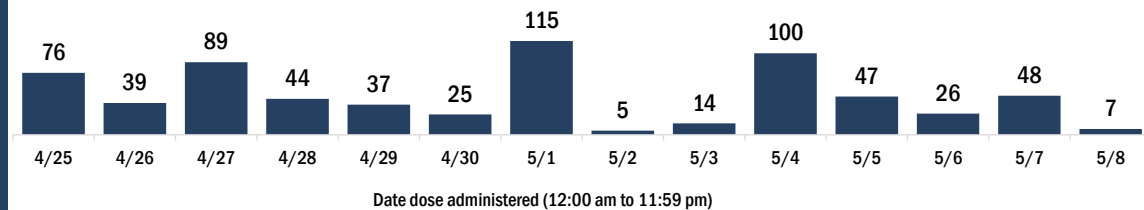
Demographic summary	First dose	Series complete	Total people vaccinated
Age group	4,411	7,842	12,253
16-24 years	382	169	551
25-34 years	613	286	899
35-44 years	730	401	1,131
45-54 years	789	678	1,467
55-64 years	894	1,374	2,268
65-74 years	580	2,729	3,309
75-84 years	336	1,785	2,121
85+ years	87	420	507
Race	4,411	7,842	12,253
White	2,059	5,642	7,701
Black	436	431	867
American Indian/Alaskan	14	33	47
Other	1,137	744	1,881
Unknown	765	992	1,757
Other race includes Asian, native Hawaiian/Pacific Islander, or other.			
Ethnicity	4,411	7,842	12,253
Hispanic	1,427	730	2,157
Non-Hispanic	1,742	3,979	5,721
Unknown	1,242	3,133	4,375
Gender	4,411	7,842	12,253
Female	1,419	4,241	5,660
Male	2,992	3,600	6,592
Unknown	0	1	1

COVID-19 doses administered for the past 2 weeks

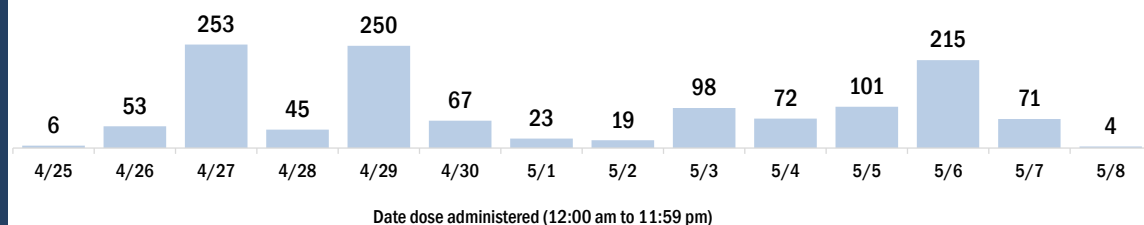


Persons vaccinated for COVID-19 for the past 2 weeks

Number of persons who received their first dose of a two-dose series of the COVID-19 vaccine



Number of persons who completed the COVID-19 vaccine series



COVID-19: Dixie County vaccine summary

Vaccination data through May 8, 2021 as of May 9, 2021 at 12:05 AM

Data in this report are provisional and subject to change.

Data in this summary pertain to COVID-19 vaccines approved by the U.S. Food and Drug Administration and have been issued an Emergency Use Authorization (Janssen COVID-19 Vaccine, Moderna COVID-19 Vaccine and Pfizer-BioNTech COVID-19 Vaccine). These data summarize the number of people who have received either their first dose or have completed the series for a COVID-19 vaccine. **A person can only be counted in one category, first dose or series complete.** For persons receiving Moderna or Pfizer vaccines, once they receive their second dose, they are moved from the first dose column to the series completed column. **Because of this, the total first dose category may show a change from report to report not matching the total receiving their first dose from the previous day.** Persons receiving Johnson & Johnson vaccines will always be counted in the series completed column.

COVID-19 doses for vaccinated persons in Florida

Doses administered 6,334

People receiving one dose of a 1-dose series (Johnson & Johnson) or receiving only one dose of a 2-dose series (Moderna, Pfizer) count once. Persons receiving both doses of a 2-dose series count twice.

Current status of persons vaccinated for COVID-19 in Florida

Total people vaccinated 3,850

First dose 988

Series completed 2,862

Completed 1-dose series 378

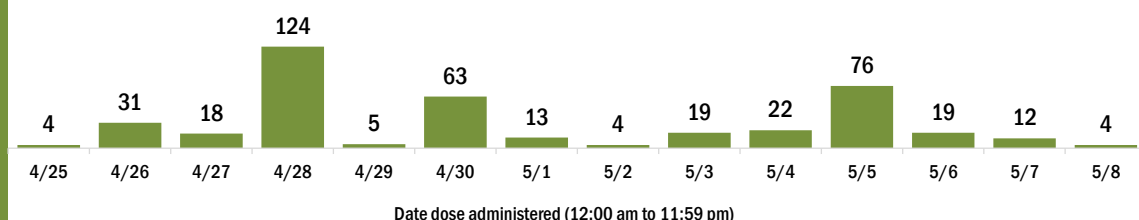
Completed 2-dose series 2,484

First dose: current number of people who have only received their first dose of the Moderna or Pfizer vaccine.

Series complete: current number of people who have received both Moderna or Pfizer vaccine doses or one Johnson & Johnson dose and are considered fully immunized.

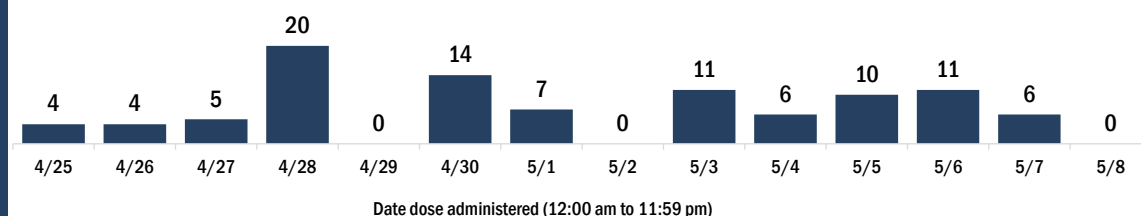
Demographic summary	First dose	Series complete	Total people vaccinated
Age group	988	2,862	3,850
16-24 years	39	38	77
25-34 years	81	50	131
35-44 years	200	104	304
45-54 years	240	200	440
55-64 years	258	632	890
65-74 years	103	1,082	1,185
75-84 years	51	605	656
85+ years	16	151	167
Race	988	2,862	3,850
White	681	2,502	3,183
Black	239	121	360
American Indian/Alaskan	4	16	20
Other	34	81	115
Unknown	30	142	172
Other race includes Asian, native Hawaiian/Pacific Islander, or other.			
Ethnicity	988	2,862	3,850
Hispanic	35	56	91
Non-Hispanic	811	2,193	3,004
Unknown	142	613	755
Gender	988	2,862	3,850
Female	206	1,508	1,714
Male	782	1,354	2,136
Unknown	0	0	0

COVID-19 doses administered for the past 2 weeks

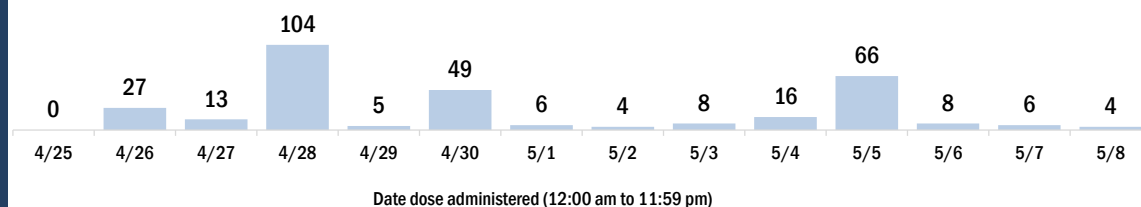


Persons vaccinated for COVID-19 for the past 2 weeks

Number of persons who received their first dose of a two-dose series of the COVID-19 vaccine



Number of persons who completed the COVID-19 vaccine series



COVID-19: Duval County vaccine summary

Vaccination data through May 8, 2021 as of May 9, 2021 at 12:05 AM

Data in this report are provisional and subject to change.

Data in this summary pertain to COVID-19 vaccines approved by the U.S. Food and Drug Administration and have been issued an Emergency Use Authorization (Janssen COVID-19 Vaccine, Moderna COVID-19 Vaccine and Pfizer-BioNTech COVID-19 Vaccine). These data summarize the number of people who have received either their first dose or have completed the series for a COVID-19 vaccine. **A person can only be counted in one category, first dose or series complete.** For persons receiving Moderna or Pfizer vaccines, once they receive their second dose, they are moved from the first dose column to the series completed column. **Because of this, the total first dose category may show a change from report to report not matching the total receiving their first dose from the previous day.** Persons receiving Johnson & Johnson vaccines will always be counted in the series completed column.

COVID-19 doses for vaccinated persons in Florida

Doses administered 583,077

People receiving one dose of a 1-dose series (Johnson & Johnson) or receiving only one dose of a 2-dose series (Moderna, Pfizer) count once. Persons receiving both doses of a 2-dose series count twice.

Current status of persons vaccinated for COVID-19 in Florida

Total people vaccinated 337,731

First dose 66,761

Series completed 270,970

Completed 1-dose series 25,624

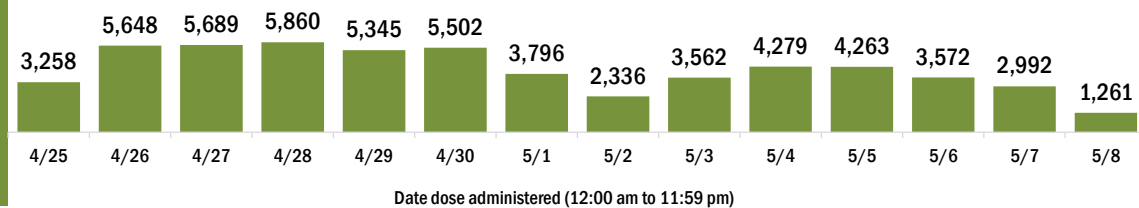
Completed 2-dose series 245,346

First dose: current number of people who have only received their first dose of the Moderna or Pfizer vaccine.

Series complete: current number of people who have received both Moderna or Pfizer vaccine doses or one Johnson & Johnson dose and are considered fully immunized.

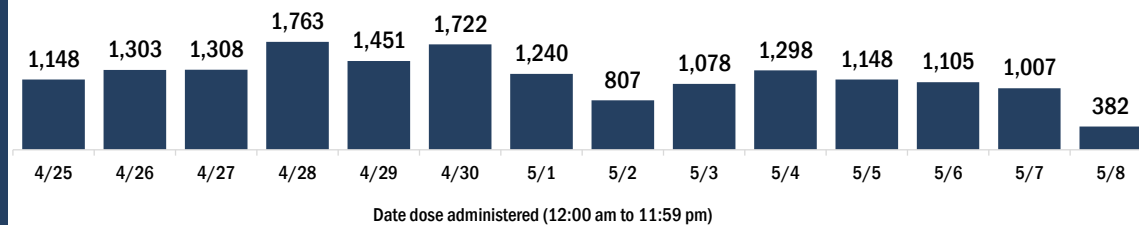
Demographic summary	First dose	Series complete	Total people vaccinated
Age group	66,761	270,970	337,731
16-24 years	7,930	13,235	21,165
25-34 years	10,304	26,518	36,822
35-44 years	10,263	32,100	42,363
45-54 years	10,051	41,592	51,643
55-64 years	11,174	60,178	71,352
65-74 years	10,533	60,628	71,161
75-84 years	4,491	27,318	31,809
85+ years	2,015	9,401	11,416
Race	66,761	270,970	337,731
White	32,709	156,545	189,254
Black	10,363	45,249	55,612
American Indian/Alaskan	209	667	876
Other	10,608	34,846	45,454
Unknown	12,872	33,663	46,535
Other race includes Asian, native Hawaiian/Pacific Islander, or other.			
Ethnicity	66,761	270,970	337,731
Hispanic	5,667	15,695	21,362
Non-Hispanic	40,460	194,578	235,038
Unknown	20,634	60,697	81,331
Gender	66,761	270,970	337,731
Female	34,394	153,784	188,178
Male	29,926	117,009	146,935
Unknown	2,441	177	2,618

COVID-19 doses administered for the past 2 weeks

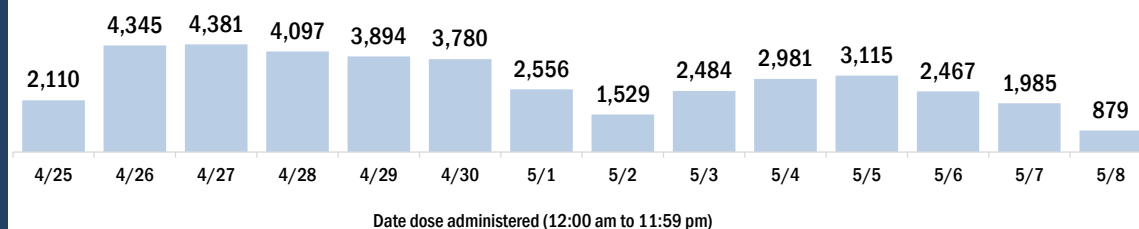


Persons vaccinated for COVID-19 for the past 2 weeks

Number of persons who received their first dose of a two-dose series of the COVID-19 vaccine



Number of persons who completed the COVID-19 vaccine series



COVID-19: Escambia County vaccine summary

Vaccination data through May 8, 2021 as of May 9, 2021 at 12:05 AM

Data in this report are provisional and subject to change.

Data in this summary pertain to COVID-19 vaccines approved by the U.S. Food and Drug Administration and have been issued an Emergency Use Authorization (Janssen COVID-19 Vaccine, Moderna COVID-19 Vaccine and Pfizer-BioNTech COVID-19 Vaccine). These data summarize the number of people who have received either their first dose or have completed the series for a COVID-19 vaccine. **A person can only be counted in one category, first dose or series complete.** For persons receiving Moderna or Pfizer vaccines, once they receive their second dose, they are moved from the first dose column to the series completed column. **Because of this, the total first dose category may show a change from report to report not matching the total receiving their first dose from the previous day.** Persons receiving Johnson & Johnson vaccines will always be counted in the series completed column.

COVID-19 doses for vaccinated persons in Florida

Doses administered 170,813

People receiving one dose of a 1-dose series (Johnson & Johnson) or receiving only one dose of a 2-dose series (Moderna, Pfizer) count once. Persons receiving both doses of a 2-dose series count twice.

Current status of persons vaccinated for COVID-19 in Florida

Total people vaccinated 100,362

First dose 22,338

Series completed 78,024

Completed 1-dose series 7,573

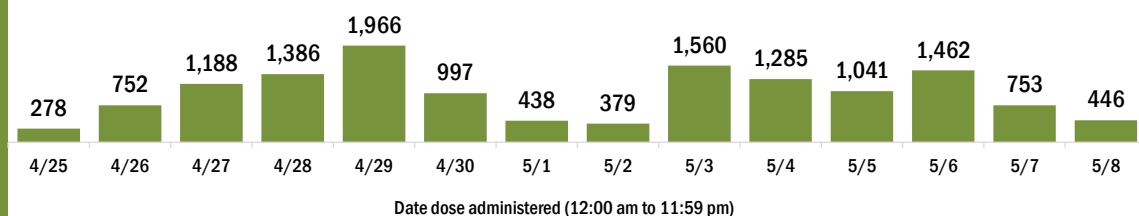
Completed 2-dose series 70,451

First dose: current number of people who have only received their first dose of the Moderna or Pfizer vaccine.

Series complete: current number of people who have received both Moderna or Pfizer vaccine doses or one Johnson & Johnson dose and are considered fully immunized.

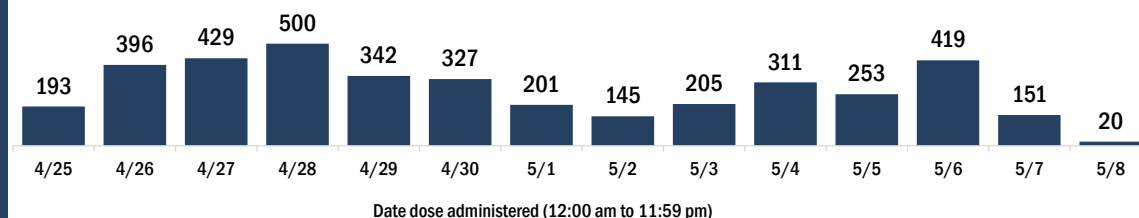
Demographic summary	First dose	Series complete	Total people vaccinated
Age group	22,338	78,024	100,362
16-24 years	2,771	2,888	5,659
25-34 years	3,310	5,526	8,836
35-44 years	2,894	6,680	9,574
45-54 years	3,076	9,727	12,803
55-64 years	3,878	17,576	21,454
65-74 years	3,650	20,693	24,343
75-84 years	1,966	10,990	12,956
85+ years	793	3,944	4,737
Race	22,338	78,024	100,362
White	11,603	47,567	59,170
Black	3,270	11,378	14,648
American Indian/Alaskan	122	584	706
Other	2,331	7,301	9,632
Unknown	5,012	11,194	16,206
Other race includes Asian, native Hawaiian/Pacific Islander, or other.			
Ethnicity	22,338	78,024	100,362
Hispanic	1,021	2,102	3,123
Non-Hispanic	13,153	54,880	68,033
Unknown	8,164	21,042	29,206
Gender	22,338	78,024	100,362
Female	12,131	45,343	57,474
Male	10,144	32,593	42,737
Unknown	63	88	151

COVID-19 doses administered for the past 2 weeks

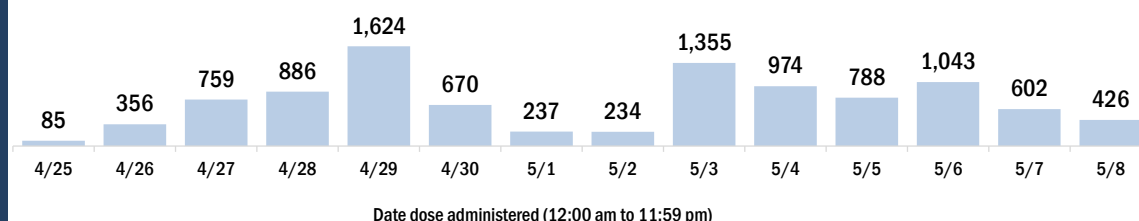


Persons vaccinated for COVID-19 for the past 2 weeks

Number of persons who received their first dose of a two-dose series of the COVID-19 vaccine



Number of persons who completed the COVID-19 vaccine series



COVID-19: Flagler County vaccine summary

Vaccination data through May 8, 2021 as of May 9, 2021 at 12:05 AM

Data in this report are provisional and subject to change.

Data in this summary pertain to COVID-19 vaccines approved by the U.S. Food and Drug Administration and have been issued an Emergency Use Authorization (Janssen COVID-19 Vaccine, Moderna COVID-19 Vaccine and Pfizer-BioNTech COVID-19 Vaccine). These data summarize the number of people who have received either their first dose or have completed the series for a COVID-19 vaccine. **A person can only be counted in one category, first dose or series complete.** For persons receiving Moderna or Pfizer vaccines, once they receive their second dose, they are moved from the first dose column to the series completed column. **Because of this, the total first dose category may show a change from report to report not matching the total receiving their first dose from the previous day.** Persons receiving Johnson & Johnson vaccines will always be counted in the series completed column.

COVID-19 doses for vaccinated persons in Florida

Doses administered 92,420

People receiving one dose of a 1-dose series (Johnson & Johnson) or receiving only one dose of a 2-dose series (Moderna, Pfizer) count once. Persons receiving both doses of a 2-dose series count twice.

Current status of persons vaccinated for COVID-19 in Florida

Total people vaccinated 52,895

First dose 10,872

Series completed 42,023

Completed 1-dose series 2,498

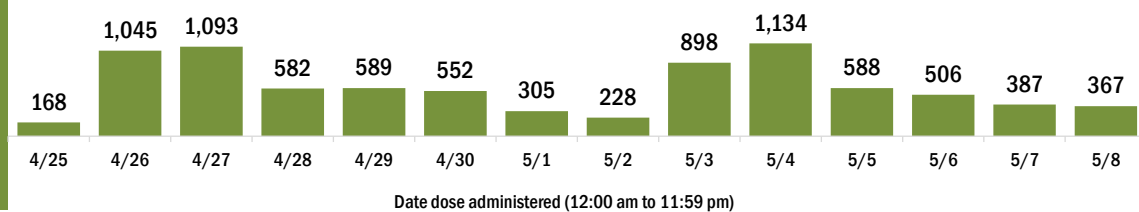
Completed 2-dose series 39,525

First dose: current number of people who have only received their first dose of the Moderna or Pfizer vaccine.

Series complete: current number of people who have received both Moderna or Pfizer vaccine doses or one Johnson & Johnson dose and are considered fully immunized.

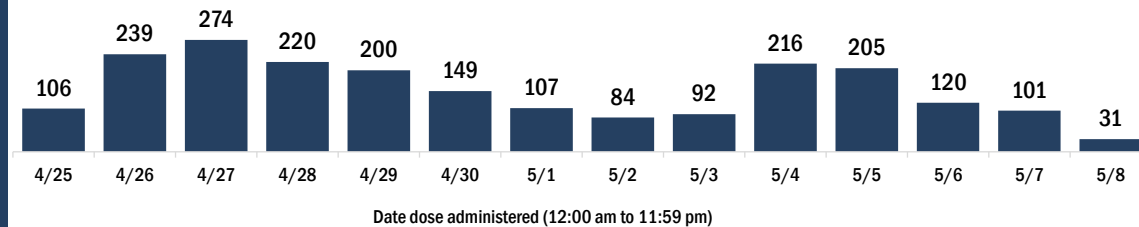
Demographic summary	First dose	Series complete	Total people vaccinated
Age group	10,872	42,023	52,895
16-24 years	1,047	927	1,974
25-34 years	965	1,230	2,195
35-44 years	1,260	2,193	3,453
45-54 years	1,668	3,951	5,619
55-64 years	2,424	8,194	10,618
65-74 years	1,896	14,703	16,599
75-84 years	1,177	8,494	9,671
85+ years	435	2,331	2,766
Race	10,872	42,023	52,895
White	6,709	28,451	35,160
Black	788	2,770	3,558
American Indian/Alaskan	78	238	316
Other	1,047	3,797	4,844
Unknown	2,250	6,767	9,017
Other race includes Asian, native Hawaiian/Pacific Islander, or other.			
Ethnicity	10,872	42,023	52,895
Hispanic	1,105	2,600	3,705
Non-Hispanic	6,222	25,661	31,883
Unknown	3,545	13,762	17,307
Gender	10,872	42,023	52,895
Female	5,721	23,520	29,241
Male	5,080	18,312	23,392
Unknown	71	191	262

COVID-19 doses administered for the past 2 weeks

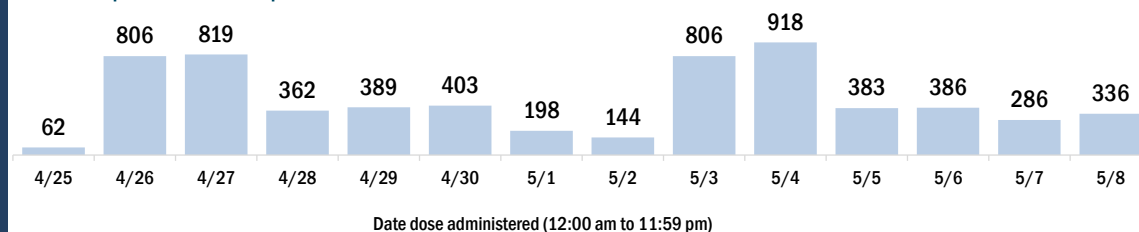


Persons vaccinated for COVID-19 for the past 2 weeks

Number of persons who received their first dose of a two-dose series of the COVID-19 vaccine



Number of persons who completed the COVID-19 vaccine series



COVID-19: Franklin County vaccine summary

Vaccination data through May 8, 2021 as of May 9, 2021 at 12:05 AM

Data in this report are provisional and subject to change.

Data in this summary pertain to COVID-19 vaccines approved by the U.S. Food and Drug Administration and have been issued an Emergency Use Authorization (Janssen COVID-19 Vaccine, Moderna COVID-19 Vaccine and Pfizer-BioNTech COVID-19 Vaccine). These data summarize the number of people who have received either their first dose or have completed the series for a COVID-19 vaccine. **A person can only be counted in one category, first dose or series complete.** For persons receiving Moderna or Pfizer vaccines, once they receive their second dose, they are moved from the first dose column to the series completed column. **Because of this, the total first dose category may show a change from report to report not matching the total receiving their first dose from the previous day.** Persons receiving Johnson & Johnson vaccines will always be counted in the series completed column.

COVID-19 doses for vaccinated persons in Florida

Doses administered 7,253

People receiving one dose of a 1-dose series (Johnson & Johnson) or receiving only one dose of a 2-dose series (Moderna, Pfizer) count once. Persons receiving both doses of a 2-dose series count twice.

Current status of persons vaccinated for COVID-19 in Florida

Total people vaccinated 4,077

First dose 804

Series completed 3,273

Completed 1-dose series 97

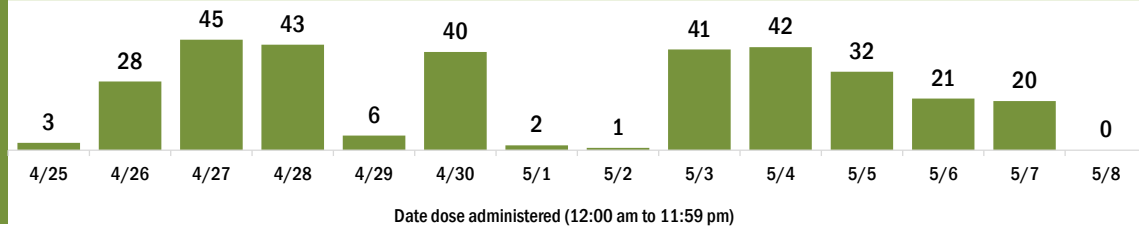
Completed 2-dose series 3,176

First dose: current number of people who have only received their first dose of the Moderna or Pfizer vaccine.

Series complete: current number of people who have received both Moderna or Pfizer vaccine doses or one Johnson & Johnson dose and are considered fully immunized.

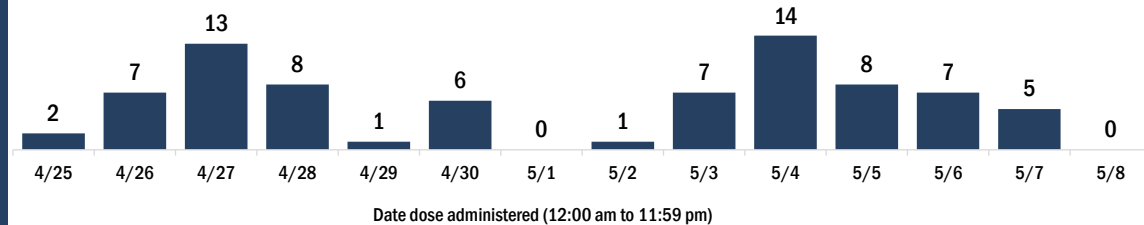
Demographic summary	First dose	Series complete	Total people vaccinated
Age group	804	3,273	4,077
16-24 years	33	30	63
25-34 years	117	71	188
35-44 years	143	122	265
45-54 years	147	276	423
55-64 years	172	722	894
65-74 years	134	1,317	1,451
75-84 years	45	615	660
85+ years	13	120	133
Race	804	3,273	4,077
White	546	2,924	3,470
Black	177	154	331
American Indian/Alaskan	0	9	9
Other	32	126	158
Unknown	49	60	109
Other race includes Asian, native Hawaiian/Pacific Islander, or other.			
Ethnicity	804	3,273	4,077
Hispanic	12	50	62
Non-Hispanic	382	2,816	3,198
Unknown	410	407	817
Gender	804	3,273	4,077
Female	237	1,736	1,973
Male	567	1,537	2,104
Unknown	0	0	0

COVID-19 doses administered for the past 2 weeks

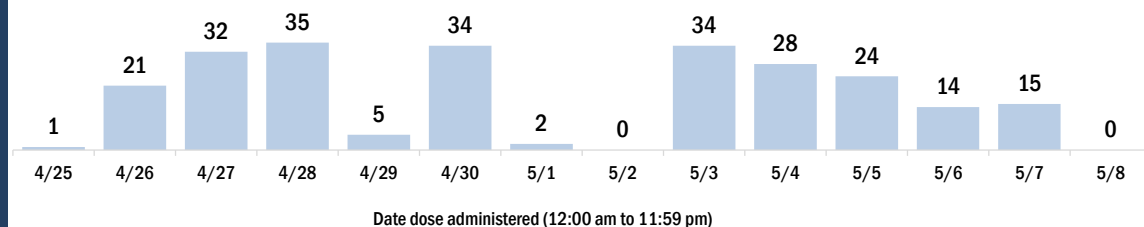


Persons vaccinated for COVID-19 for the past 2 weeks

Number of persons who received their first dose of a two-dose series of the COVID-19 vaccine



Number of persons who completed the COVID-19 vaccine series



COVID-19: Gadsden County vaccine summary

Vaccination data through May 8, 2021 as of May 9, 2021 at 12:05 AM

Data in this report are provisional and subject to change.

Data in this summary pertain to COVID-19 vaccines approved by the U.S. Food and Drug Administration and have been issued an Emergency Use Authorization (Janssen COVID-19 Vaccine, Moderna COVID-19 Vaccine and Pfizer-BioNTech COVID-19 Vaccine). These data summarize the number of people who have received either their first dose or have completed the series for a COVID-19 vaccine. **A person can only be counted in one category, first dose or series complete.** For persons receiving Moderna or Pfizer vaccines, once they receive their second dose, they are moved from the first dose column to the series completed column. **Because of this, the total first dose category may show a change from report to report not matching the total receiving their first dose from the previous day.** Persons receiving Johnson & Johnson vaccines will always be counted in the series completed column.

COVID-19 doses for vaccinated persons in Florida

Doses administered 29,108

People receiving one dose of a 1-dose series (Johnson & Johnson) or receiving only one dose of a 2-dose series (Moderna, Pfizer) count once. Persons receiving both doses of a 2-dose series count twice.

Current status of persons vaccinated for COVID-19 in Florida

Total people vaccinated 17,146

First dose 3,364

Series completed 13,782

Completed 1-dose series 1,820

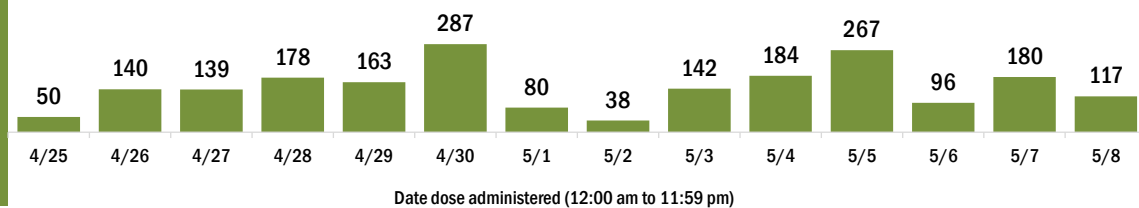
Completed 2-dose series 11,962

First dose: current number of people who have only received their first dose of the Moderna or Pfizer vaccine.

Series complete: current number of people who have received both Moderna or Pfizer vaccine doses or one Johnson & Johnson dose and are considered fully immunized.

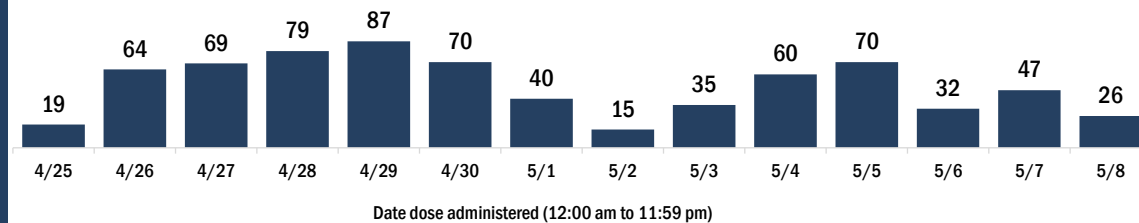
Demographic summary	First dose	Series complete	Total people vaccinated
Age group	3,364	13,782	17,146
16-24 years	294	332	626
25-34 years	367	795	1,162
35-44 years	618	1,338	1,956
45-54 years	716	2,001	2,717
55-64 years	685	3,209	3,894
65-74 years	419	3,759	4,178
75-84 years	197	1,762	1,959
85+ years	68	586	654
Race	3,364	13,782	17,146
White	952	5,021	5,973
Black	1,389	5,971	7,360
American Indian/Alaskan	9	30	39
Other	557	1,832	2,389
Unknown	457	928	1,385
Other race includes Asian, native Hawaiian/Pacific Islander, or other.			
Ethnicity	3,364	13,782	17,146
Hispanic	509	598	1,107
Non-Hispanic	1,979	10,508	12,487
Unknown	876	2,676	3,552
Gender	3,364	13,782	17,146
Female	1,621	8,526	10,147
Male	1,743	5,256	6,999
Unknown	0	0	0

COVID-19 doses administered for the past 2 weeks

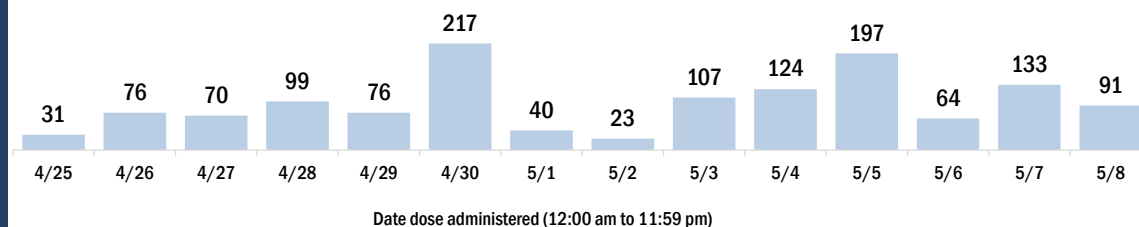


Persons vaccinated for COVID-19 for the past 2 weeks

Number of persons who received their first dose of a two-dose series of the COVID-19 vaccine



Number of persons who completed the COVID-19 vaccine series



COVID-19: Gilchrist County vaccine summary

Vaccination data through May 8, 2021 as of May 9, 2021 at 12:05 AM

Data in this report are provisional and subject to change.

Data in this summary pertain to COVID-19 vaccines approved by the U.S. Food and Drug Administration and have been issued an Emergency Use Authorization (Janssen COVID-19 Vaccine, Moderna COVID-19 Vaccine and Pfizer-BioNTech COVID-19 Vaccine). These data summarize the number of people who have received either their first dose or have completed the series for a COVID-19 vaccine. **A person can only be counted in one category, first dose or series complete.** For persons receiving Moderna or Pfizer vaccines, once they receive their second dose, they are moved from the first dose column to the series completed column. **Because of this, the total first dose category may show a change from report to report not matching the total receiving their first dose from the previous day.** Persons receiving Johnson & Johnson vaccines will always be counted in the series completed column.

COVID-19 doses for vaccinated persons in Florida

Doses administered 6,740

People receiving one dose of a 1-dose series (Johnson & Johnson) or receiving only one dose of a 2-dose series (Moderna, Pfizer) count once. Persons receiving both doses of a 2-dose series count twice.

Current status of persons vaccinated for COVID-19 in Florida

Total people vaccinated 3,966

First dose 744

Series completed 3,222

Completed 1-dose series 448

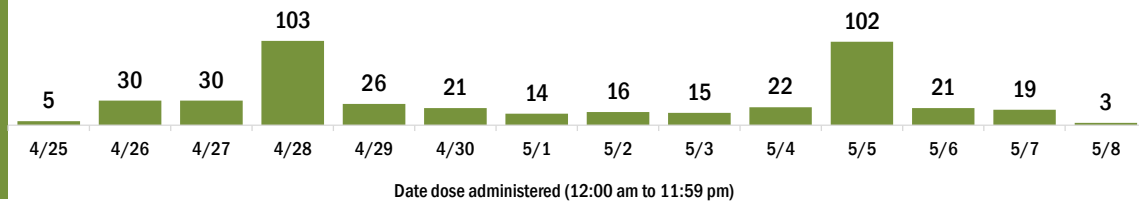
Completed 2-dose series 2,774

First dose: current number of people who have only received their first dose of the Moderna or Pfizer vaccine.

Series complete: current number of people who have received both Moderna or Pfizer vaccine doses or one Johnson & Johnson dose and are considered fully immunized.

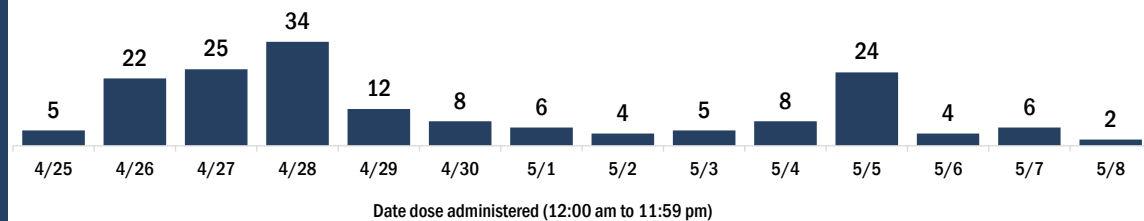
Demographic summary	First dose	Series complete	Total people vaccinated
Age group	744	3,222	3,966
16-24 years	47	75	122
25-34 years	66	111	177
35-44 years	118	165	283
45-54 years	131	323	454
55-64 years	181	682	863
65-74 years	135	1,032	1,167
75-84 years	48	630	678
85+ years	18	204	222
Race	744	3,222	3,966
White	527	2,372	2,899
Black	49	53	102
American Indian/Alaskan	4	12	16
Other	57	236	293
Unknown	107	549	656
Other race includes Asian, native Hawaiian/Pacific Islander, or other.			
Ethnicity	744	3,222	3,966
Hispanic	52	80	132
Non-Hispanic	385	1,555	1,940
Unknown	307	1,587	1,894
Gender	744	3,222	3,966
Female	364	1,866	2,230
Male	380	1,355	1,735
Unknown	0	1	1

COVID-19 doses administered for the past 2 weeks

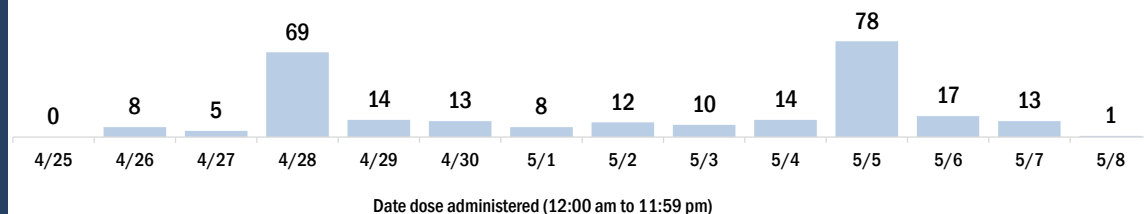


Persons vaccinated for COVID-19 for the past 2 weeks

Number of persons who received their first dose of a two-dose series of the COVID-19 vaccine



Number of persons who completed the COVID-19 vaccine series



COVID-19: Glades County vaccine summary

Vaccination data through May 8, 2021 as of May 9, 2021 at 12:05 AM

Data in this report are provisional and subject to change.

Data in this summary pertain to COVID-19 vaccines approved by the U.S. Food and Drug Administration and have been issued an Emergency Use Authorization (Janssen COVID-19 Vaccine, Moderna COVID-19 Vaccine and Pfizer-BioNTech COVID-19 Vaccine). These data summarize the number of people who have received either their first dose or have completed the series for a COVID-19 vaccine. **A person can only be counted in one category, first dose or series complete.** For persons receiving Moderna or Pfizer vaccines, once they receive their second dose, they are moved from the first dose column to the series completed column. **Because of this, the total first dose category may show a change from report to report not matching the total receiving their first dose from the previous day.** Persons receiving Johnson & Johnson vaccines will always be counted in the series completed column.

COVID-19 doses for vaccinated persons in Florida

Doses administered 5,032

People receiving one dose of a 1-dose series (Johnson & Johnson) or receiving only one dose of a 2-dose series (Moderna, Pfizer) count once. Persons receiving both doses of a 2-dose series count twice.

Current status of persons vaccinated for COVID-19 in Florida

Total people vaccinated 2,995

First dose 722

Series completed 2,273

Completed 1-dose series 236

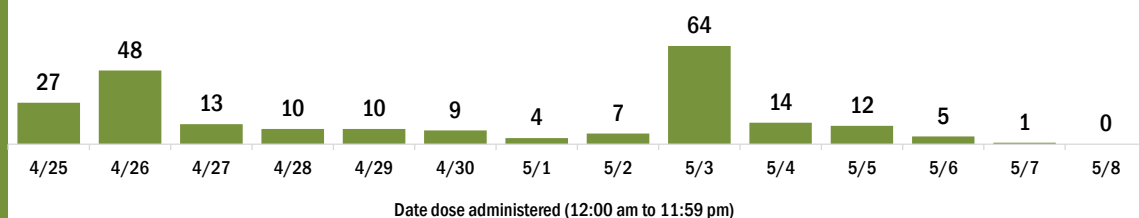
Completed 2-dose series 2,037

First dose: current number of people who have only received their first dose of the Moderna or Pfizer vaccine.

Series complete: current number of people who have received both Moderna or Pfizer vaccine doses or one Johnson & Johnson dose and are considered fully immunized.

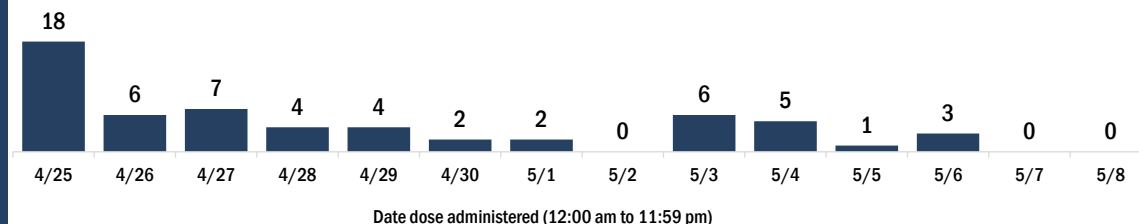
Demographic summary	First dose	Series complete	Total people vaccinated
Age group	722	2,273	2,995
16-24 years	119	15	134
25-34 years	231	58	289
35-44 years	118	91	209
45-54 years	72	179	251
55-64 years	75	400	475
65-74 years	52	837	889
75-84 years	44	580	624
85+ years	11	113	124
Race	722	2,273	2,995
White	612	1,685	2,297
Black	27	120	147
American Indian/Alaskan	1	18	19
Other	31	115	146
Unknown	51	335	386
Other race includes Asian, native Hawaiian/Pacific Islander, or other.			
Ethnicity	722	2,273	2,995
Hispanic	468	132	600
Non-Hispanic	126	1,079	1,205
Unknown	128	1,062	1,190
Gender	722	2,273	2,995
Female	141	1,069	1,210
Male	581	1,204	1,785
Unknown	0	0	0

COVID-19 doses administered for the past 2 weeks

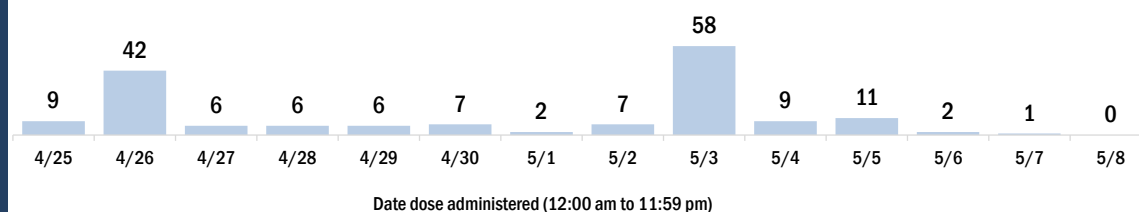


Persons vaccinated for COVID-19 for the past 2 weeks

Number of persons who received their first dose of a two-dose series of the COVID-19 vaccine



Number of persons who completed the COVID-19 vaccine series



COVID-19: Gulf County vaccine summary

Vaccination data through May 8, 2021 as of May 9, 2021 at 12:05 AM

Data in this report are provisional and subject to change.

Data in this summary pertain to COVID-19 vaccines approved by the U.S. Food and Drug Administration and have been issued an Emergency Use Authorization (Janssen COVID-19 Vaccine, Moderna COVID-19 Vaccine and Pfizer-BioNTech COVID-19 Vaccine). These data summarize the number of people who have received either their first dose or have completed the series for a COVID-19 vaccine. **A person can only be counted in one category, first dose or series complete.** For persons receiving Moderna or Pfizer vaccines, once they receive their second dose, they are moved from the first dose column to the series completed column. **Because of this, the total first dose category may show a change from report to report not matching the total receiving their first dose from the previous day.** Persons receiving Johnson & Johnson vaccines will always be counted in the series completed column.

COVID-19 doses for vaccinated persons in Florida

Doses administered 8,130

People receiving one dose of a 1-dose series (Johnson & Johnson) or receiving only one dose of a 2-dose series (Moderna, Pfizer) count once. Persons receiving both doses of a 2-dose series count twice.

Current status of persons vaccinated for COVID-19 in Florida

Total people vaccinated 4,756

First dose 1,127

Series completed 3,629

Completed 1-dose series 255

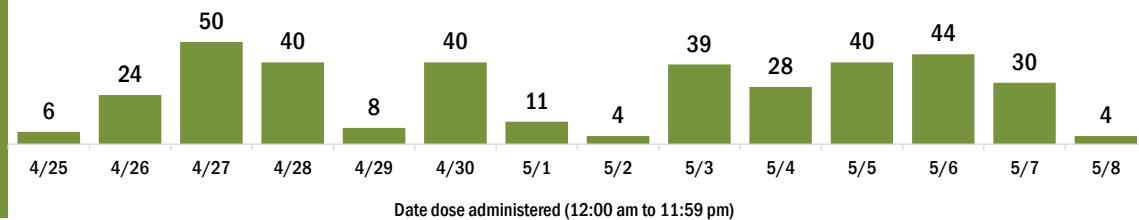
Completed 2-dose series 3,374

First dose: current number of people who have only received their first dose of the Moderna or Pfizer vaccine.

Series complete: current number of people who have received both Moderna or Pfizer vaccine doses or one Johnson & Johnson dose and are considered fully immunized.

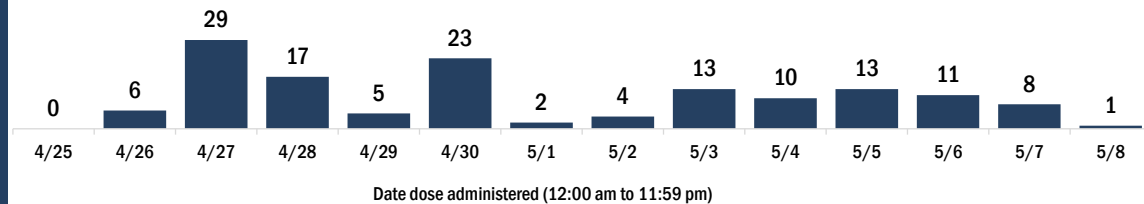
Demographic summary	First dose	Series complete	Total people vaccinated
Age group	1,127	3,629	4,756
16-24 years	60	61	121
25-34 years	153	92	245
35-44 years	181	148	329
45-54 years	237	306	543
55-64 years	274	648	922
65-74 years	135	1,481	1,616
75-84 years	78	702	780
85+ years	9	191	200
Race	1,127	3,629	4,756
White	774	3,183	3,957
Black	265	269	534
American Indian/Alaskan	3	11	14
Other	66	99	165
Unknown	19	67	86
Other race includes Asian, native Hawaiian/Pacific Islander, or other.			
Ethnicity	1,127	3,629	4,756
Hispanic	19	43	62
Non-Hispanic	514	3,220	3,734
Unknown	594	366	960
Gender	1,127	3,629	4,756
Female	402	1,908	2,310
Male	725	1,721	2,446
Unknown	0	0	0

COVID-19 doses administered for the past 2 weeks

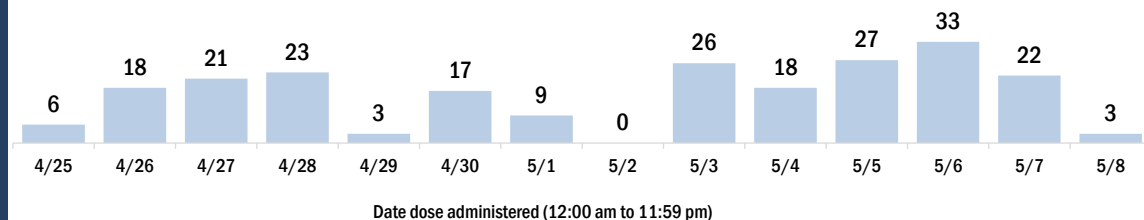


Persons vaccinated for COVID-19 for the past 2 weeks

Number of persons who received their first dose of a two-dose series of the COVID-19 vaccine



Number of persons who completed the COVID-19 vaccine series



COVID-19: Hamilton County vaccine summary

Vaccination data through May 8, 2021 as of May 9, 2021 at 12:05 AM

Data in this report are provisional and subject to change.

Data in this summary pertain to COVID-19 vaccines approved by the U.S. Food and Drug Administration and have been issued an Emergency Use Authorization (Janssen COVID-19 Vaccine, Moderna COVID-19 Vaccine and Pfizer-BioNTech COVID-19 Vaccine). These data summarize the number of people who have received either their first dose or have completed the series for a COVID-19 vaccine. **A person can only be counted in one category, first dose or series complete.** For persons receiving Moderna or Pfizer vaccines, once they receive their second dose, they are moved from the first dose column to the series completed column. **Because of this, the total first dose category may show a change from report to report not matching the total receiving their first dose from the previous day.** Persons receiving Johnson & Johnson vaccines will always be counted in the series completed column.

COVID-19 doses for vaccinated persons in Florida

Doses administered 5,525

People receiving one dose of a 1-dose series (Johnson & Johnson) or receiving only one dose of a 2-dose series (Moderna, Pfizer) count once. Persons receiving both doses of a 2-dose series count twice.

Current status of persons vaccinated for COVID-19 in Florida

Total people vaccinated 3,311

First dose 865

Series completed 2,446

Completed 1-dose series 232

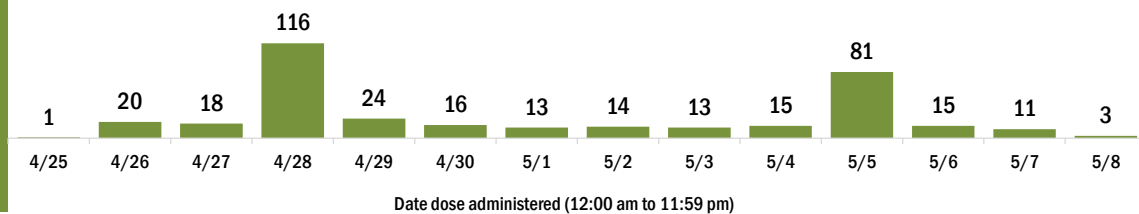
Completed 2-dose series 2,214

First dose: current number of people who have only received their first dose of the Moderna or Pfizer vaccine.

Series complete: current number of people who have received both Moderna or Pfizer vaccine doses or one Johnson & Johnson dose and are considered fully immunized.

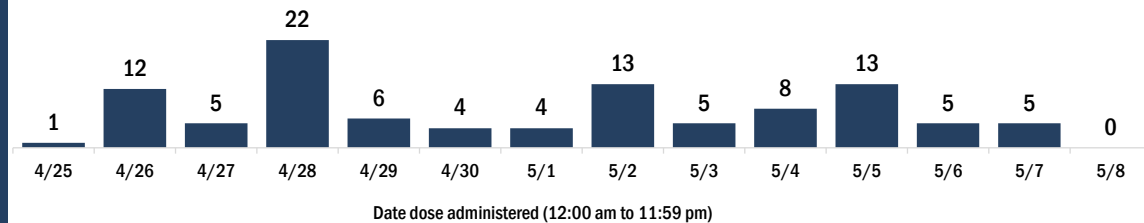
Demographic summary	First dose	Series complete	Total people vaccinated
Age group	865	2,446	3,311
16-24 years	40	45	85
25-34 years	140	59	199
35-44 years	166	112	278
45-54 years	169	224	393
55-64 years	191	538	729
65-74 years	91	917	1,008
75-84 years	38	445	483
85+ years	30	106	136
Race	865	2,446	3,311
White	439	1,479	1,918
Black	306	592	898
American Indian/Alaskan	6	3	9
Other	86	143	229
Unknown	28	229	257
Other race includes Asian, native Hawaiian/Pacific Islander, or other.			
Ethnicity	865	2,446	3,311
Hispanic	65	66	131
Non-Hispanic	678	1,477	2,155
Unknown	122	903	1,025
Gender	865	2,446	3,311
Female	249	1,375	1,624
Male	616	1,071	1,687
Unknown	0	0	0

COVID-19 doses administered for the past 2 weeks

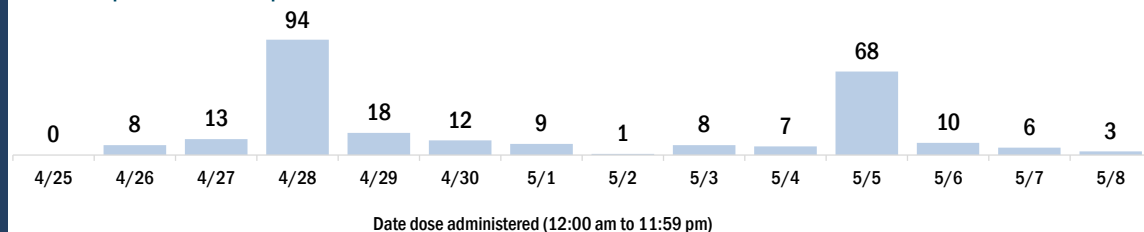


Persons vaccinated for COVID-19 for the past 2 weeks

Number of persons who received their first dose of a two-dose series of the COVID-19 vaccine



Number of persons who completed the COVID-19 vaccine series



COVID-19: Hardee County vaccine summary

Vaccination data through May 8, 2021 as of May 9, 2021 at 12:05 AM

Data in this report are provisional and subject to change.

Data in this summary pertain to COVID-19 vaccines approved by the U.S. Food and Drug Administration and have been issued an Emergency Use Authorization (Janssen COVID-19 Vaccine, Moderna COVID-19 Vaccine and Pfizer-BioNTech COVID-19 Vaccine). These data summarize the number of people who have received either their first dose or have completed the series for a COVID-19 vaccine. **A person can only be counted in one category, first dose or series complete.** For persons receiving Moderna or Pfizer vaccines, once they receive their second dose, they are moved from the first dose column to the series completed column. **Because of this, the total first dose category may show a change from report to report not matching the total receiving their first dose from the previous day.** Persons receiving Johnson & Johnson vaccines will always be counted in the series completed column.

COVID-19 doses for vaccinated persons in Florida

Doses administered 11,379

People receiving one dose of a 1-dose series (Johnson & Johnson) or receiving only one dose of a 2-dose series (Moderna, Pfizer) count once. Persons receiving both doses of a 2-dose series count twice.

Current status of persons vaccinated for COVID-19 in Florida

Total people vaccinated 6,907

First dose 2,032

Series completed 4,875

Completed 1-dose series 403

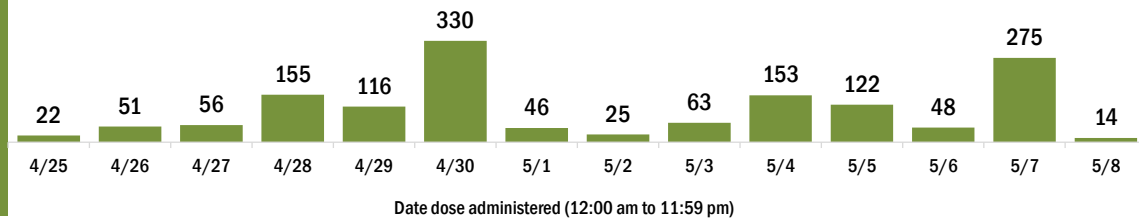
Completed 2-dose series 4,472

First dose: current number of people who have only received their first dose of the Moderna or Pfizer vaccine.

Series complete: current number of people who have received both Moderna or Pfizer vaccine doses or one Johnson & Johnson dose and are considered fully immunized.

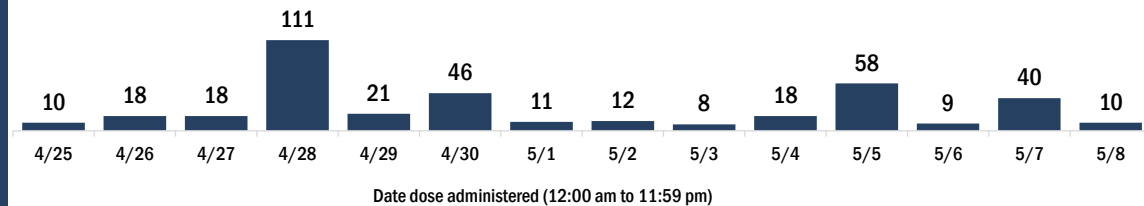
Demographic summary	First dose	Series complete	Total people vaccinated
Age group	2,032	4,875	6,907
16-24 years	162	171	333
25-34 years	282	290	572
35-44 years	365	302	667
45-54 years	431	511	942
55-64 years	422	866	1,288
65-74 years	239	1,472	1,711
75-84 years	104	985	1,089
85+ years	27	278	305
Race	2,032	4,875	6,907
White	1,383	3,955	5,338
Black	329	199	528
American Indian/Alaskan	5	26	31
Other	232	480	712
Unknown	83	215	298
Other race includes Asian, native Hawaiian/Pacific Islander, or other.			
Ethnicity	2,032	4,875	6,907
Hispanic	710	923	1,633
Non-Hispanic	998	3,401	4,399
Unknown	324	551	875
Gender	2,032	4,875	6,907
Female	662	2,527	3,189
Male	1,369	2,346	3,715
Unknown	1	2	3

COVID-19 doses administered for the past 2 weeks

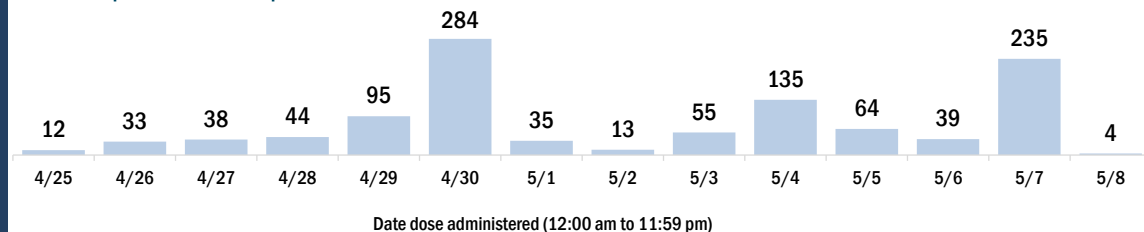


Persons vaccinated for COVID-19 for the past 2 weeks

Number of persons who received their first dose of a two-dose series of the COVID-19 vaccine



Number of persons who completed the COVID-19 vaccine series



COVID-19: Hendry County vaccine summary

Vaccination data through May 8, 2021 as of May 9, 2021 at 12:05 AM

Data in this report are provisional and subject to change.

Data in this summary pertain to COVID-19 vaccines approved by the U.S. Food and Drug Administration and have been issued an Emergency Use Authorization (Janssen COVID-19 Vaccine, Moderna COVID-19 Vaccine and Pfizer-BioNTech COVID-19 Vaccine). These data summarize the number of people who have received either their first dose or have completed the series for a COVID-19 vaccine. **A person can only be counted in one category, first dose or series complete.** For persons receiving Moderna or Pfizer vaccines, once they receive their second dose, they are moved from the first dose column to the series completed column. **Because of this, the total first dose category may show a change from report to report not matching the total receiving their first dose from the previous day.** Persons receiving Johnson & Johnson vaccines will always be counted in the series completed column.

COVID-19 doses for vaccinated persons in Florida

Doses administered 19,239

People receiving one dose of a 1-dose series (Johnson & Johnson) or receiving only one dose of a 2-dose series (Moderna, Pfizer) count once. Persons receiving both doses of a 2-dose series count twice.

Current status of persons vaccinated for COVID-19 in Florida

Total people vaccinated 11,971

First dose 3,455

Series completed 8,516

Completed 1-dose series 1,248

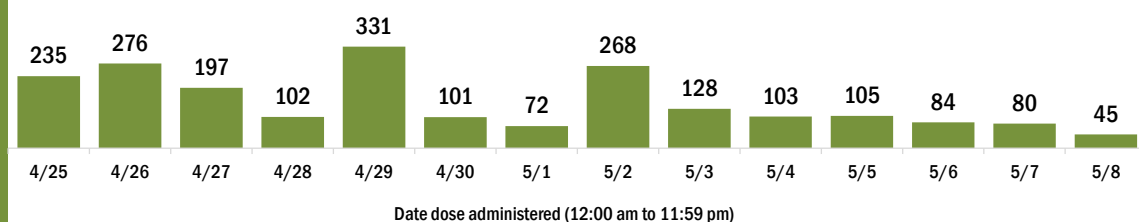
Completed 2-dose series 7,268

First dose: current number of people who have only received their first dose of the Moderna or Pfizer vaccine.

Series complete: current number of people who have received both Moderna or Pfizer vaccine doses or one Johnson & Johnson dose and are considered fully immunized.

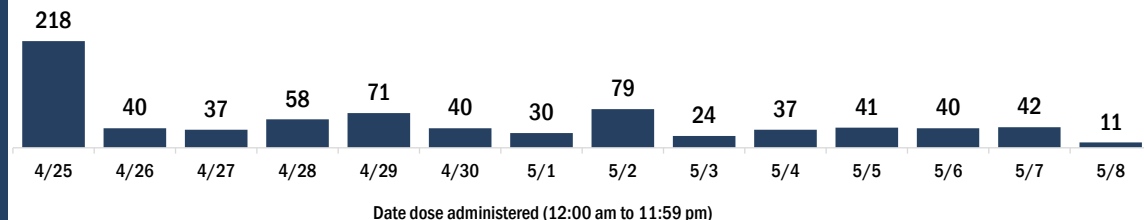
Demographic summary	First dose	Series complete	Total people vaccinated
Age group	3,455	8,516	11,971
16-24 years	504	348	852
25-34 years	651	605	1,256
35-44 years	642	688	1,330
45-54 years	589	1,227	1,816
55-64 years	605	1,850	2,455
65-74 years	276	2,297	2,573
75-84 years	131	1,175	1,306
85+ years	57	326	383
Race	3,455	8,516	11,971
White	2,556	5,785	8,341
Black	170	574	744
American Indian/Alaskan	4	26	30
Other	425	1,339	1,764
Unknown	300	792	1,092
Other race includes Asian, native Hawaiian/Pacific Islander, or other.			
Ethnicity	3,455	8,516	11,971
Hispanic	1,971	2,731	4,702
Non-Hispanic	751	3,363	4,114
Unknown	733	2,422	3,155
Gender	3,455	8,516	11,971
Female	1,328	4,245	5,573
Male	2,125	4,269	6,394
Unknown	2	2	4

COVID-19 doses administered for the past 2 weeks

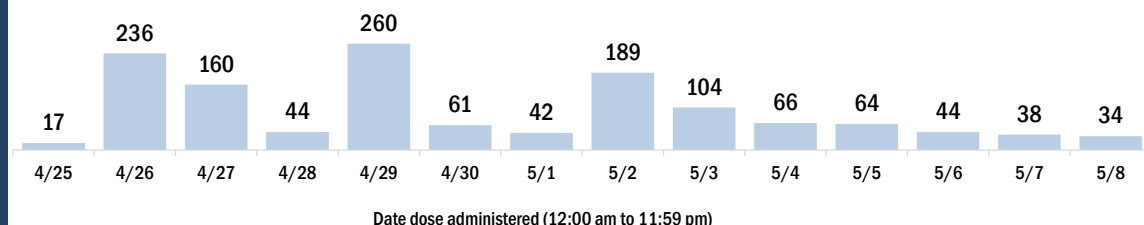


Persons vaccinated for COVID-19 for the past 2 weeks

Number of persons who received their first dose of a two-dose series of the COVID-19 vaccine



Number of persons who completed the COVID-19 vaccine series



COVID-19: Hernando County vaccine summary

Vaccination data through May 8, 2021 as of May 9, 2021 at 12:05 AM

Data in this report are provisional and subject to change.

Data in this summary pertain to COVID-19 vaccines approved by the U.S. Food and Drug Administration and have been issued an Emergency Use Authorization (Janssen COVID-19 Vaccine, Moderna COVID-19 Vaccine and Pfizer-BioNTech COVID-19 Vaccine). These data summarize the number of people who have received either their first dose or have completed the series for a COVID-19 vaccine. **A person can only be counted in one category, first dose or series complete.** For persons receiving Moderna or Pfizer vaccines, once they receive their second dose, they are moved from the first dose column to the series completed column. **Because of this, the total first dose category may show a change from report to report not matching the total receiving their first dose from the previous day.** Persons receiving Johnson & Johnson vaccines will always be counted in the series completed column.

COVID-19 doses for vaccinated persons in Florida

Doses administered 119,790

People receiving one dose of a 1-dose series (Johnson & Johnson) or receiving only one dose of a 2-dose series (Moderna, Pfizer) count once. Persons receiving both doses of a 2-dose series count twice.

Current status of persons vaccinated for COVID-19 in Florida

Total people vaccinated 69,947

First dose 14,829

Series completed 55,118

Completed 1-dose series 5,275

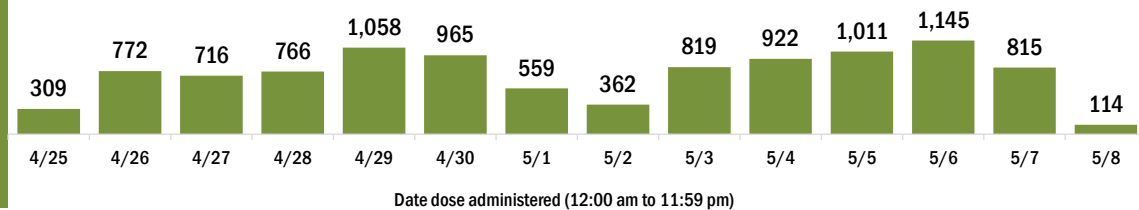
Completed 2-dose series 49,843

First dose: current number of people who have only received their first dose of the Moderna or Pfizer vaccine.

Series complete: current number of people who have received both Moderna or Pfizer vaccine doses or one Johnson & Johnson dose and are considered fully immunized.

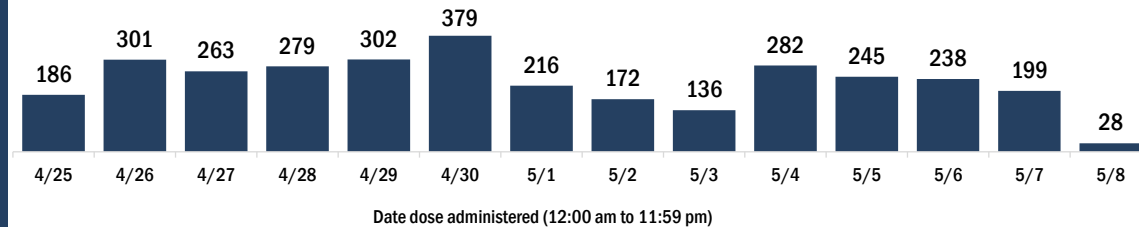
Demographic summary	First dose	Series complete	Total people vaccinated
Age group	14,829	55,118	69,947
16-24 years	1,271	1,313	2,584
25-34 years	1,398	1,941	3,339
35-44 years	1,728	2,977	4,705
45-54 years	2,215	5,541	7,756
55-64 years	3,013	10,746	13,759
65-74 years	2,696	17,657	20,353
75-84 years	1,770	11,387	13,157
85+ years	738	3,556	4,294
Race	14,829	55,118	69,947
White	10,106	39,784	49,890
Black	536	1,435	1,971
American Indian/Alaskan	75	175	250
Other	1,237	3,913	5,150
Unknown	2,875	9,811	12,686
Other race includes Asian, native Hawaiian/Pacific Islander, or other.			
Ethnicity	14,829	55,118	69,947
Hispanic	1,448	2,946	4,394
Non-Hispanic	7,423	31,111	38,534
Unknown	5,958	21,061	27,019
Gender	14,829	55,118	69,947
Female	8,236	31,601	39,837
Male	6,581	23,482	30,063
Unknown	12	35	47

COVID-19 doses administered for the past 2 weeks

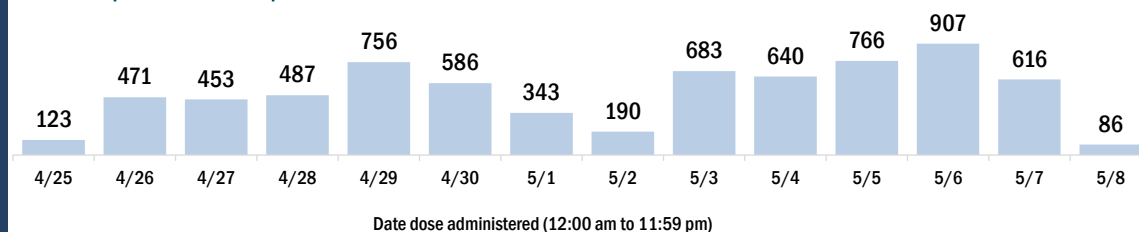


Persons vaccinated for COVID-19 for the past 2 weeks

Number of persons who received their first dose of a two-dose series of the COVID-19 vaccine



Number of persons who completed the COVID-19 vaccine series



COVID-19: Highlands County vaccine summary

Vaccination data through May 8, 2021 as of May 9, 2021 at 12:05 AM

Data in this report are provisional and subject to change.

Data in this summary pertain to COVID-19 vaccines approved by the U.S. Food and Drug Administration and have been issued an Emergency Use Authorization (Janssen COVID-19 Vaccine, Moderna COVID-19 Vaccine and Pfizer-BioNTech COVID-19 Vaccine). These data summarize the number of people who have received either their first dose or have completed the series for a COVID-19 vaccine. **A person can only be counted in one category, first dose or series complete.** For persons receiving Moderna or Pfizer vaccines, once they receive their second dose, they are moved from the first dose column to the series completed column. **Because of this, the total first dose category may show a change from report to report not matching the total receiving their first dose from the previous day.** Persons receiving Johnson & Johnson vaccines will always be counted in the series completed column.

COVID-19 doses for vaccinated persons in Florida

Doses administered 72,104

People receiving one dose of a 1-dose series (Johnson & Johnson) or receiving only one dose of a 2-dose series (Moderna, Pfizer) count once. Persons receiving both doses of a 2-dose series count twice.

Current status of persons vaccinated for COVID-19 in Florida

Total people vaccinated 43,007

First dose 12,821

Series completed 30,186

Completed 1-dose series 1,089

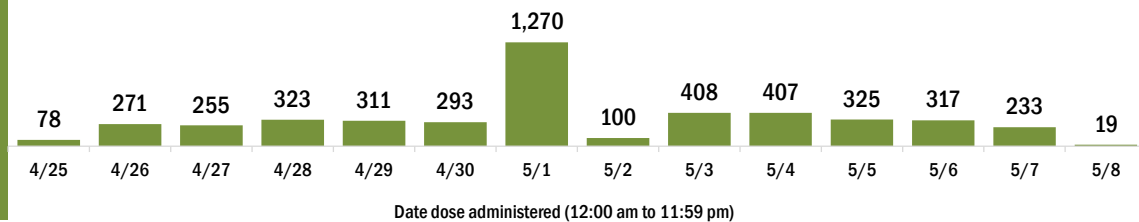
Completed 2-dose series 29,097

First dose: current number of people who have only received their first dose of the Moderna or Pfizer vaccine.

Series complete: current number of people who have received both Moderna or Pfizer vaccine doses or one Johnson & Johnson dose and are considered fully immunized.

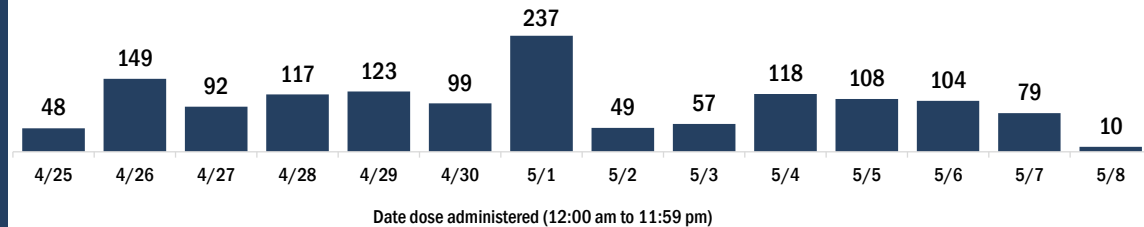
Demographic summary	First dose	Series complete	Total people vaccinated
Age group	12,821	30,186	43,007
16-24 years	579	397	976
25-34 years	649	735	1,384
35-44 years	829	1,001	1,830
45-54 years	1,181	1,908	3,089
55-64 years	2,244	4,888	7,132
65-74 years	3,622	10,673	14,295
75-84 years	2,805	8,281	11,086
85+ years	912	2,303	3,215
Race	12,821	30,186	43,007
White	9,781	24,740	34,521
Black	674	1,050	1,724
American Indian/Alaskan	140	206	346
Other	925	1,906	2,831
Unknown	1,301	2,284	3,585
Other race includes Asian, native Hawaiian/Pacific Islander, or other.			
Ethnicity	12,821	30,186	43,007
Hispanic	1,687	2,201	3,888
Non-Hispanic	7,826	22,195	30,021
Unknown	3,308	5,790	9,098
Gender	12,821	30,186	43,007
Female	6,798	16,372	23,170
Male	6,004	13,796	19,800
Unknown	19	18	37

COVID-19 doses administered for the past 2 weeks

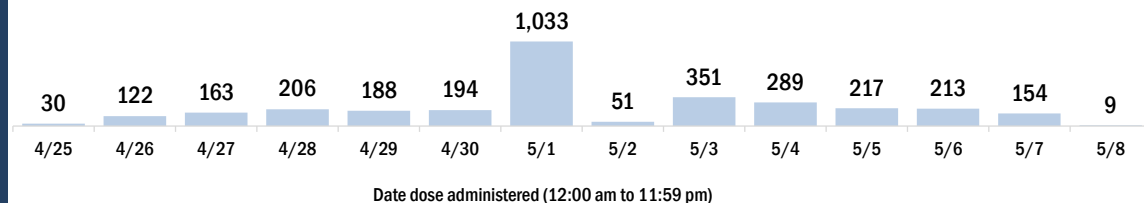


Persons vaccinated for COVID-19 for the past 2 weeks

Number of persons who received their first dose of a two-dose series of the COVID-19 vaccine



Number of persons who completed the COVID-19 vaccine series



COVID-19: Hillsborough County vaccine summary

Vaccination data through May 8, 2021 as of May 9, 2021 at 12:05 AM

Data in this report are provisional and subject to change.

Data in this summary pertain to COVID-19 vaccines approved by the U.S. Food and Drug Administration and have been issued an Emergency Use Authorization (Janssen COVID-19 Vaccine, Moderna COVID-19 Vaccine and Pfizer-BioNTech COVID-19 Vaccine). These data summarize the number of people who have received either their first dose or have completed the series for a COVID-19 vaccine. **A person can only be counted in one category, first dose or series complete.** For persons receiving Moderna or Pfizer vaccines, once they receive their second dose, they are moved from the first dose column to the series completed column. **Because of this, the total first dose category may show a change from report to report not matching the total receiving their first dose from the previous day.** Persons receiving Johnson & Johnson vaccines will always be counted in the series completed column.

COVID-19 doses for vaccinated persons in Florida

Doses administered 934,777

People receiving one dose of a 1-dose series (Johnson & Johnson) or receiving only one dose of a 2-dose series (Moderna, Pfizer) count once. Persons receiving both doses of a 2-dose series count twice.

Current status of persons vaccinated for COVID-19 in Florida

Total people vaccinated 573,038

First dose 157,006

Series completed 416,032

Completed 1-dose series 54,293

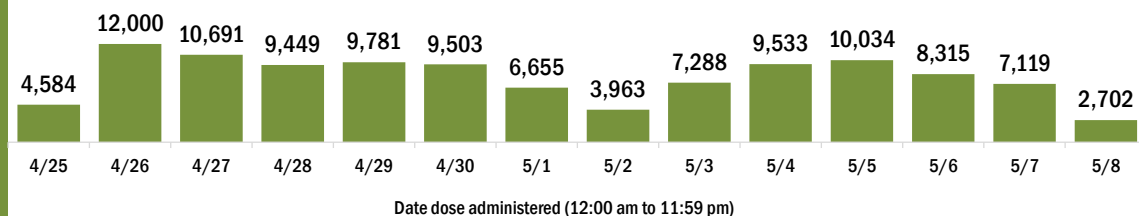
Completed 2-dose series 361,739

First dose: current number of people who have only received their first dose of the Moderna or Pfizer vaccine.

Series complete: current number of people who have received both Moderna or Pfizer vaccine doses or one Johnson & Johnson dose and are considered fully immunized.

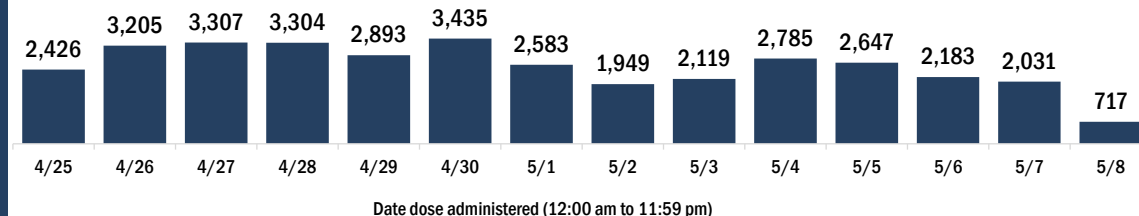
Demographic summary	First dose	Series complete	Total people vaccinated
Age group	157,006	416,032	573,038
16-24 years	18,491	27,766	46,257
25-34 years	22,274	45,709	67,983
35-44 years	22,525	58,488	81,013
45-54 years	21,692	72,711	94,403
55-64 years	21,651	88,236	109,887
65-74 years	29,954	73,715	103,669
75-84 years	15,386	36,480	51,866
85+ years	5,033	12,927	17,960
Race	157,006	416,032	573,038
White	94,467	270,650	365,117
Black	11,541	27,892	39,433
American Indian/Alaskan	712	1,115	1,827
Other	22,586	57,414	80,000
Unknown	27,700	58,961	86,661
Other race includes Asian, native Hawaiian/Pacific Islander, or other.			
Ethnicity	157,006	416,032	573,038
Hispanic	25,710	45,260	70,970
Non-Hispanic	74,354	240,250	314,604
Unknown	56,942	130,522	187,464
Gender	157,006	416,032	573,038
Female	82,319	232,260	314,579
Male	74,428	183,498	257,926
Unknown	259	274	533

COVID-19 doses administered for the past 2 weeks

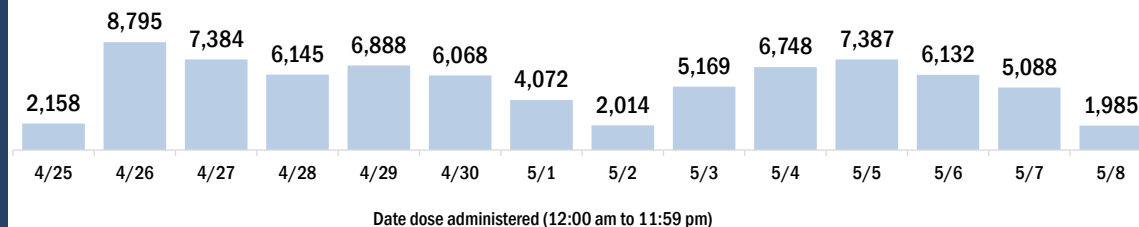


Persons vaccinated for COVID-19 for the past 2 weeks

Number of persons who received their first dose of a two-dose series of the COVID-19 vaccine



Number of persons who completed the COVID-19 vaccine series



COVID-19: Holmes County vaccine summary

Vaccination data through May 8, 2021 as of May 9, 2021 at 12:05 AM

Data in this report are provisional and subject to change.

Data in this summary pertain to COVID-19 vaccines approved by the U.S. Food and Drug Administration and have been issued an Emergency Use Authorization (Janssen COVID-19 Vaccine, Moderna COVID-19 Vaccine and Pfizer-BioNTech COVID-19 Vaccine). These data summarize the number of people who have received either their first dose or have completed the series for a COVID-19 vaccine. **A person can only be counted in one category, first dose or series complete.** For persons receiving Moderna or Pfizer vaccines, once they receive their second dose, they are moved from the first dose column to the series completed column. **Because of this, the total first dose category may show a change from report to report not matching the total receiving their first dose from the previous day.** Persons receiving Johnson & Johnson vaccines will always be counted in the series completed column.

COVID-19 doses for vaccinated persons in Florida

Doses administered 7,057

People receiving one dose of a 1-dose series (Johnson & Johnson) or receiving only one dose of a 2-dose series (Moderna, Pfizer) count once. Persons receiving both doses of a 2-dose series count twice.

Current status of persons vaccinated for COVID-19 in Florida

Total people vaccinated 4,215

First dose 1,039

Series completed 3,176

Completed 1-dose series 334

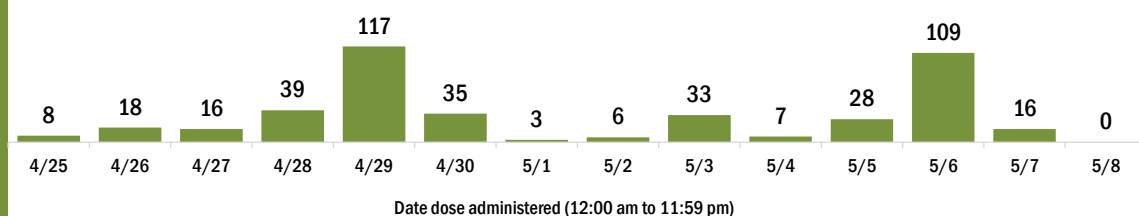
Completed 2-dose series 2,842

First dose: current number of people who have only received their first dose of the Moderna or Pfizer vaccine.

Series complete: current number of people who have received both Moderna or Pfizer vaccine doses or one Johnson & Johnson dose and are considered fully immunized.

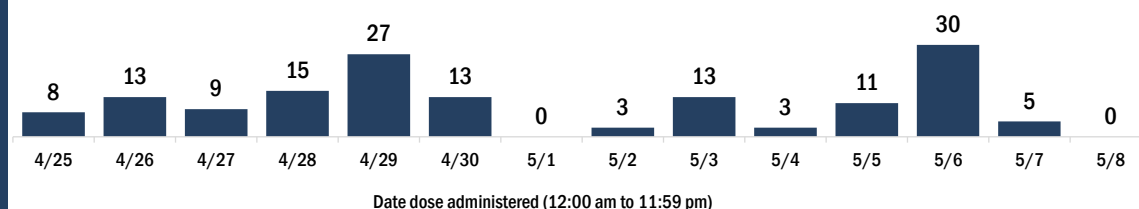
Demographic summary	First dose	Series complete	Total people vaccinated
Age group	1,039	3,176	4,215
16-24 years	57	51	108
25-34 years	124	99	223
35-44 years	166	175	341
45-54 years	198	302	500
55-64 years	232	648	880
65-74 years	152	1,034	1,186
75-84 years	85	681	766
85+ years	25	186	211
Race	1,039	3,176	4,215
White	737	2,746	3,483
Black	178	104	282
American Indian/Alaskan	9	34	43
Other	65	178	243
Unknown	50	114	164
Other race includes Asian, native Hawaiian/Pacific Islander, or other.			
Ethnicity	1,039	3,176	4,215
Hispanic	48	34	82
Non-Hispanic	837	2,667	3,504
Unknown	154	475	629
Gender	1,039	3,176	4,215
Female	340	1,746	2,086
Male	699	1,430	2,129
Unknown	0	0	0

COVID-19 doses administered for the past 2 weeks

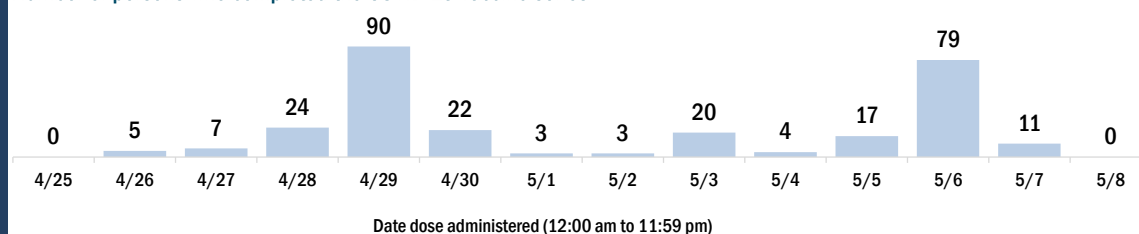


Persons vaccinated for COVID-19 for the past 2 weeks

Number of persons who received their first dose of a two-dose series of the COVID-19 vaccine



Number of persons who completed the COVID-19 vaccine series



COVID-19: Indian River County vaccine summary

Vaccination data through May 8, 2021 as of May 9, 2021 at 12:05 AM

Data in this report are provisional and subject to change.

Data in this summary pertain to COVID-19 vaccines approved by the U.S. Food and Drug Administration and have been issued an Emergency Use Authorization (Janssen COVID-19 Vaccine, Moderna COVID-19 Vaccine and Pfizer-BioNTech COVID-19 Vaccine). These data summarize the number of people who have received either their first dose or have completed the series for a COVID-19 vaccine. **A person can only be counted in one category, first dose or series complete.** For persons receiving Moderna or Pfizer vaccines, once they receive their second dose, they are moved from the first dose column to the series completed column. **Because of this, the total first dose category may show a change from report to report not matching the total receiving their first dose from the previous day.** Persons receiving Johnson & Johnson vaccines will always be counted in the series completed column.

COVID-19 doses for vaccinated persons in Florida

Doses administered 140,797

People receiving one dose of a 1-dose series (Johnson & Johnson) or receiving only one dose of a 2-dose series (Moderna, Pfizer) count once. Persons receiving both doses of a 2-dose series count twice.

Current status of persons vaccinated for COVID-19 in Florida

Total people vaccinated 82,891

First dose 22,614

Series completed 60,277

Completed 1-dose series 2,371

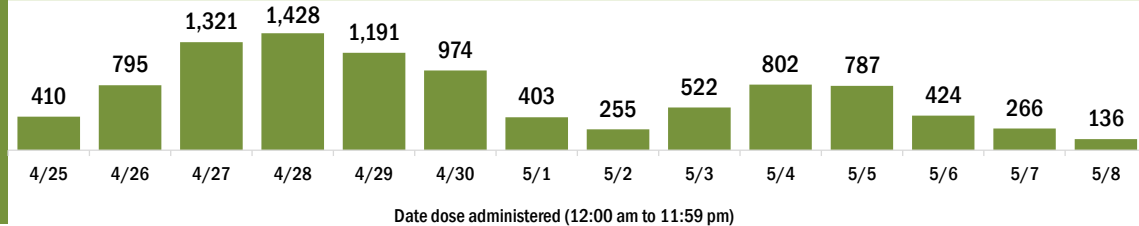
Completed 2-dose series 57,906

First dose: current number of people who have only received their first dose of the Moderna or Pfizer vaccine.

Series complete: current number of people who have received both Moderna or Pfizer vaccine doses or one Johnson & Johnson dose and are considered fully immunized.

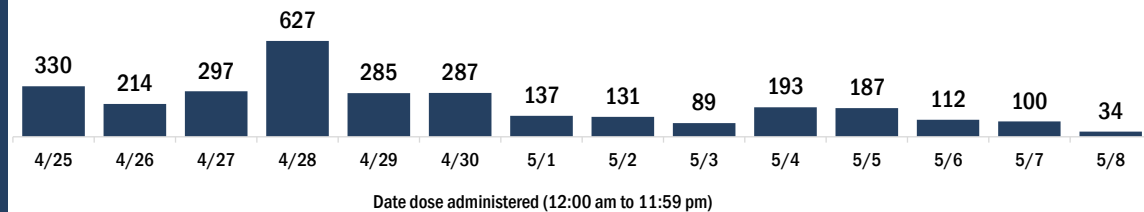
Demographic summary	First dose	Series complete	Total people vaccinated
Age group	22,614	60,277	82,891
16-24 years	1,389	1,183	2,572
25-34 years	1,620	1,891	3,511
35-44 years	1,835	2,710	4,545
45-54 years	2,530	4,939	7,469
55-64 years	4,233	11,586	15,819
65-74 years	5,256	20,836	26,092
75-84 years	3,984	12,831	16,815
85+ years	1,767	4,301	6,068
Race	22,614	60,277	82,891
White	16,426	44,437	60,863
Black	1,168	1,870	3,038
American Indian/Alaskan	139	305	444
Other	1,651	4,163	5,814
Unknown	3,230	9,502	12,732
Other race includes Asian, native Hawaiian/Pacific Islander, or other.			
Ethnicity	22,614	60,277	82,891
Hispanic	2,175	2,597	4,772
Non-Hispanic	11,150	37,577	48,727
Unknown	9,289	20,103	29,392
Gender	22,614	60,277	82,891
Female	11,873	33,719	45,592
Male	10,715	26,522	37,237
Unknown	26	36	62

COVID-19 doses administered for the past 2 weeks

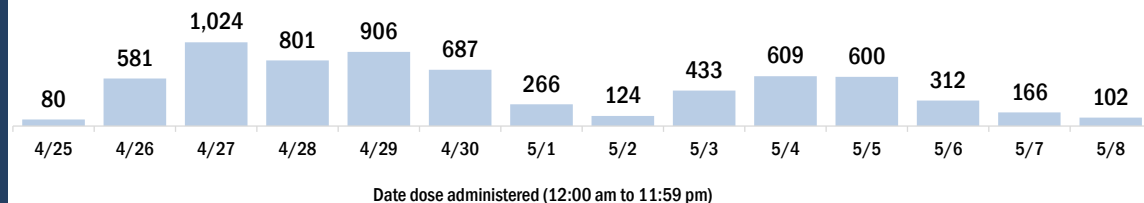


Persons vaccinated for COVID-19 for the past 2 weeks

Number of persons who received their first dose of a two-dose series of the COVID-19 vaccine



Number of persons who completed the COVID-19 vaccine series



COVID-19: Jackson County vaccine summary

Vaccination data through May 8, 2021 as of May 9, 2021 at 12:05 AM

Data in this report are provisional and subject to change.

Data in this summary pertain to COVID-19 vaccines approved by the U.S. Food and Drug Administration and have been issued an Emergency Use Authorization (Janssen COVID-19 Vaccine, Moderna COVID-19 Vaccine and Pfizer-BioNTech COVID-19 Vaccine). These data summarize the number of people who have received either their first dose or have completed the series for a COVID-19 vaccine. **A person can only be counted in one category, first dose or series complete.** For persons receiving Moderna or Pfizer vaccines, once they receive their second dose, they are moved from the first dose column to the series completed column. **Because of this, the total first dose category may show a change from report to report not matching the total receiving their first dose from the previous day.** Persons receiving Johnson & Johnson vaccines will always be counted in the series completed column.

COVID-19 doses for vaccinated persons in Florida

Doses administered 23,284

People receiving one dose of a 1-dose series (Johnson & Johnson) or receiving only one dose of a 2-dose series (Moderna, Pfizer) count once. Persons receiving both doses of a 2-dose series count twice.

Current status of persons vaccinated for COVID-19 in Florida

Total people vaccinated 13,611

First dose 3,092

Series completed 10,519

Completed 1-dose series 846

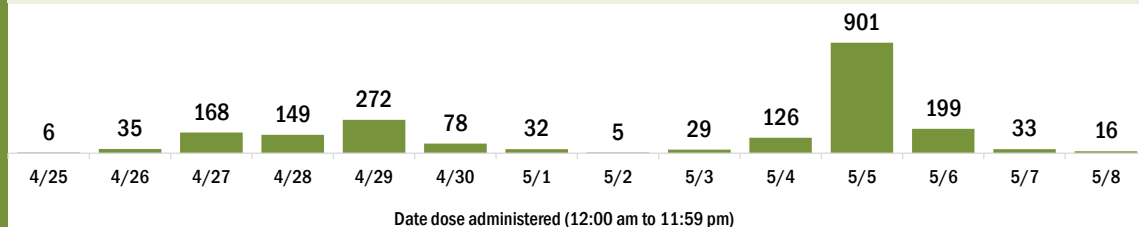
Completed 2-dose series 9,673

First dose: current number of people who have only received their first dose of the Moderna or Pfizer vaccine.

Series complete: current number of people who have received both Moderna or Pfizer vaccine doses or one Johnson & Johnson dose and are considered fully immunized.

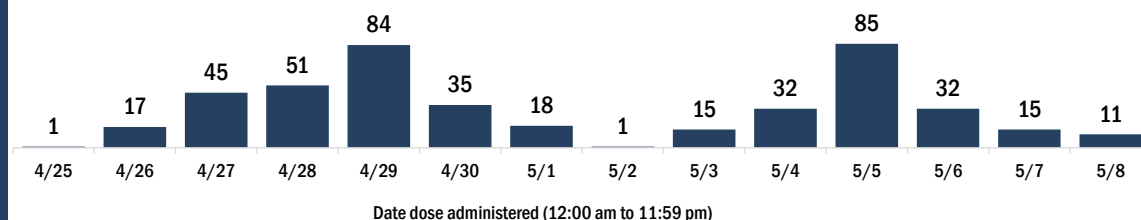
Demographic summary	First dose	Series complete	Total people vaccinated
Age group	3,092	10,519	13,611
16-24 years	177	179	356
25-34 years	370	456	826
35-44 years	483	741	1,224
45-54 years	540	1,280	1,820
55-64 years	559	2,307	2,866
65-74 years	508	3,127	3,635
75-84 years	329	1,829	2,158
85+ years	126	600	726
Race	3,092	10,519	13,611
White	1,775	7,280	9,055
Black	831	2,239	3,070
American Indian/Alaskan	17	50	67
Other	175	443	618
Unknown	294	507	801
Other race includes Asian, native Hawaiian/Pacific Islander, or other.			
Ethnicity	3,092	10,519	13,611
Hispanic	151	235	386
Non-Hispanic	1,617	8,005	9,622
Unknown	1,324	2,279	3,603
Gender	3,092	10,519	13,611
Female	1,243	5,564	6,807
Male	1,848	4,955	6,803
Unknown	1	0	1

COVID-19 doses administered for the past 2 weeks

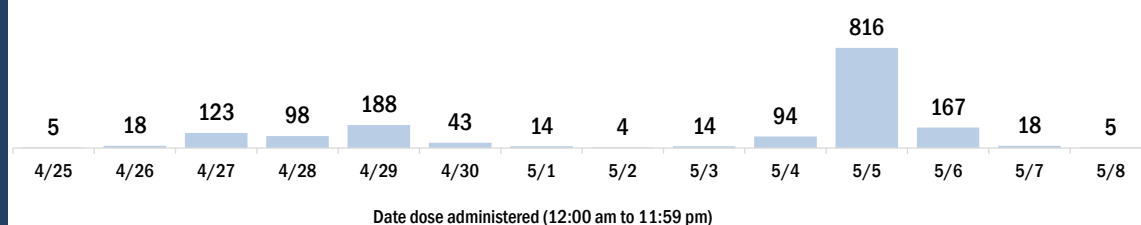


Persons vaccinated for COVID-19 for the past 2 weeks

Number of persons who received their first dose of a two-dose series of the COVID-19 vaccine



Number of persons who completed the COVID-19 vaccine series



COVID-19: Jefferson County vaccine summary

Vaccination data through May 8, 2021 as of May 9, 2021 at 12:05 AM

Data in this report are provisional and subject to change.

Data in this summary pertain to COVID-19 vaccines approved by the U.S. Food and Drug Administration and have been issued an Emergency Use Authorization (Janssen COVID-19 Vaccine, Moderna COVID-19 Vaccine and Pfizer-BioNTech COVID-19 Vaccine). These data summarize the number of people who have received either their first dose or have completed the series for a COVID-19 vaccine. **A person can only be counted in one category, first dose or series complete.** For persons receiving Moderna or Pfizer vaccines, once they receive their second dose, they are moved from the first dose column to the series completed column. **Because of this, the total first dose category may show a change from report to report not matching the total receiving their first dose from the previous day.** Persons receiving Johnson & Johnson vaccines will always be counted in the series completed column.

COVID-19 doses for vaccinated persons in Florida

Doses administered 8,888

People receiving one dose of a 1-dose series (Johnson & Johnson) or receiving only one dose of a 2-dose series (Moderna, Pfizer) count once. Persons receiving both doses of a 2-dose series count twice.

Current status of persons vaccinated for COVID-19 in Florida

Total people vaccinated 5,130

First dose 1,078

Series completed 4,052

Completed 1-dose series 294

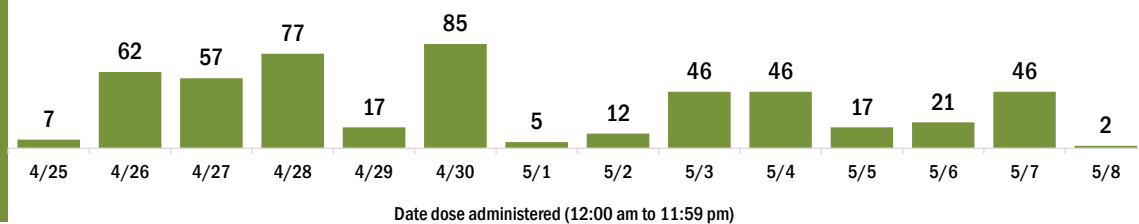
Completed 2-dose series 3,758

First dose: current number of people who have only received their first dose of the Moderna or Pfizer vaccine.

Series complete: current number of people who have received both Moderna or Pfizer vaccine doses or one Johnson & Johnson dose and are considered fully immunized.

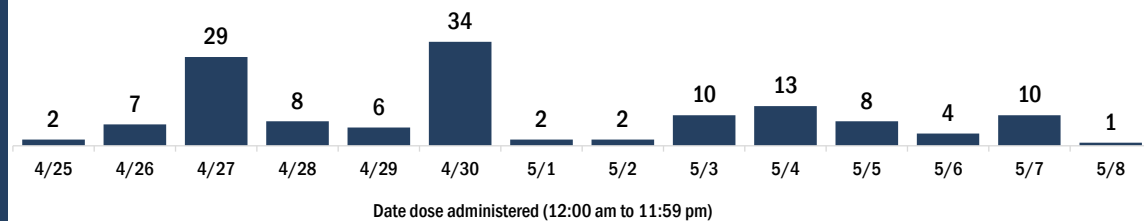
Demographic summary	First dose	Series complete	Total people vaccinated
Age group	1,078	4,052	5,130
16-24 years	79	80	159
25-34 years	100	141	241
35-44 years	175	210	385
45-54 years	239	470	709
55-64 years	274	979	1,253
65-74 years	132	1,332	1,464
75-84 years	55	660	715
85+ years	24	180	204
Race	1,078	4,052	5,130
White	583	2,290	2,873
Black	338	937	1,275
American Indian/Alaskan	2	7	9
Other	92	553	645
Unknown	63	265	328
Other race includes Asian, native Hawaiian/Pacific Islander, or other.			
Ethnicity	1,078	4,052	5,130
Hispanic	26	92	118
Non-Hispanic	860	2,704	3,564
Unknown	192	1,256	1,448
Gender	1,078	4,052	5,130
Female	382	2,366	2,748
Male	696	1,686	2,382
Unknown	0	0	0

COVID-19 doses administered for the past 2 weeks

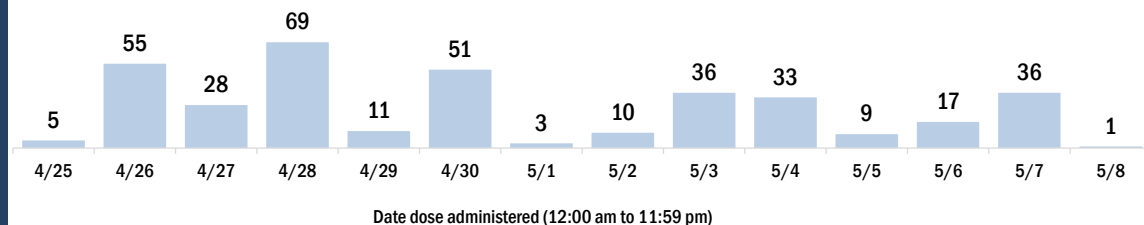


Persons vaccinated for COVID-19 for the past 2 weeks

Number of persons who received their first dose of a two-dose series of the COVID-19 vaccine



Number of persons who completed the COVID-19 vaccine series



COVID-19: Lafayette County vaccine summary

Vaccination data through May 8, 2021 as of May 9, 2021 at 12:05 AM

Data in this report are provisional and subject to change.

Data in this summary pertain to COVID-19 vaccines approved by the U.S. Food and Drug Administration and have been issued an Emergency Use Authorization (Janssen COVID-19 Vaccine, Moderna COVID-19 Vaccine and Pfizer-BioNTech COVID-19 Vaccine). These data summarize the number of people who have received either their first dose or have completed the series for a COVID-19 vaccine. **A person can only be counted in one category, first dose or series complete.** For persons receiving Moderna or Pfizer vaccines, once they receive their second dose, they are moved from the first dose column to the series completed column. **Because of this, the total first dose category may show a change from report to report not matching the total receiving their first dose from the previous day.** Persons receiving Johnson & Johnson vaccines will always be counted in the series completed column.

COVID-19 doses for vaccinated persons in Florida

Doses administered 3,607

People receiving one dose of a 1-dose series (Johnson & Johnson) or receiving only one dose of a 2-dose series (Moderna, Pfizer) count once. Persons receiving both doses of a 2-dose series count twice.

Current status of persons vaccinated for COVID-19 in Florida

Total people vaccinated 2,159

First dose 666

Series completed 1,493

Completed 1-dose series 45

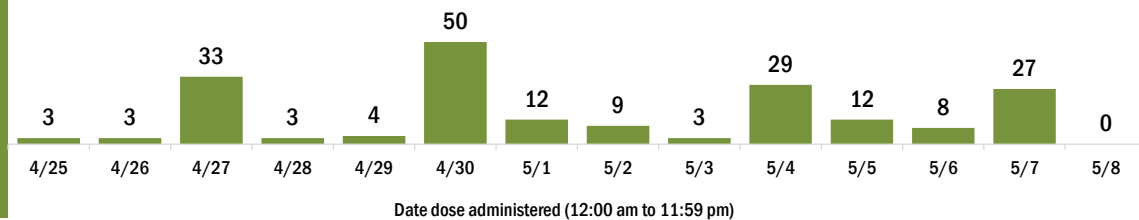
Completed 2-dose series 1,448

First dose: current number of people who have only received their first dose of the Moderna or Pfizer vaccine.

Series complete: current number of people who have received both Moderna or Pfizer vaccine doses or one Johnson & Johnson dose and are considered fully immunized.

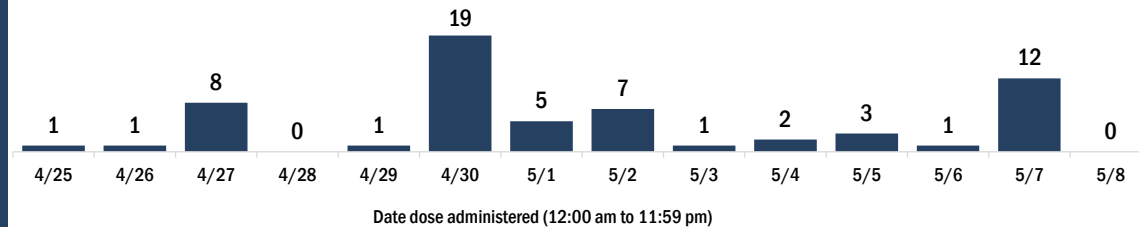
Demographic summary	First dose	Series complete	Total people vaccinated
Age group	666	1,493	2,159
16-24 years	28	12	40
25-34 years	92	21	113
35-44 years	123	53	176
45-54 years	131	125	256
55-64 years	98	214	312
65-74 years	111	625	736
75-84 years	56	343	399
85+ years	27	100	127
Race	666	1,493	2,159
White	415	1,266	1,681
Black	143	53	196
American Indian/Alaskan	3	6	9
Other	46	87	133
Unknown	59	81	140
Other race includes Asian, native Hawaiian/Pacific Islander, or other.			
Ethnicity	666	1,493	2,159
Hispanic	52	64	116
Non-Hispanic	213	1,175	1,388
Unknown	401	254	655
Gender	666	1,493	2,159
Female	171	773	944
Male	494	720	1,214
Unknown	1	0	1

COVID-19 doses administered for the past 2 weeks

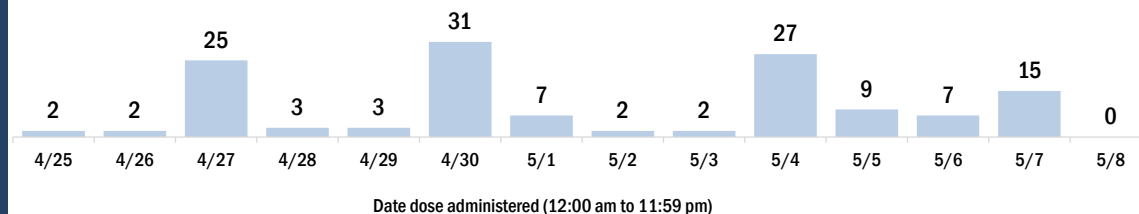


Persons vaccinated for COVID-19 for the past 2 weeks

Number of persons who received their first dose of a two-dose series of the COVID-19 vaccine



Number of persons who completed the COVID-19 vaccine series



COVID-19: Lake County vaccine summary

Vaccination data through May 8, 2021 as of May 9, 2021 at 12:05 AM

Data in this report are provisional and subject to change.

Data in this summary pertain to COVID-19 vaccines approved by the U.S. Food and Drug Administration and have been issued an Emergency Use Authorization (Janssen COVID-19 Vaccine, Moderna COVID-19 Vaccine and Pfizer-BioNTech COVID-19 Vaccine). These data summarize the number of people who have received either their first dose or have completed the series for a COVID-19 vaccine. **A person can only be counted in one category, first dose or series complete.** For persons receiving Moderna or Pfizer vaccines, once they receive their second dose, they are moved from the first dose column to the series completed column. **Because of this, the total first dose category may show a change from report to report not matching the total receiving their first dose from the previous day.** Persons receiving Johnson & Johnson vaccines will always be counted in the series completed column.

COVID-19 doses for vaccinated persons in Florida

Doses administered 300,447

People receiving one dose of a 1-dose series (Johnson & Johnson) or receiving only one dose of a 2-dose series (Moderna, Pfizer) count once. Persons receiving both doses of a 2-dose series count twice.

Current status of persons vaccinated for COVID-19 in Florida

Total people vaccinated 170,055

First dose 32,354

Series completed 137,701

Completed 1-dose series 7,309

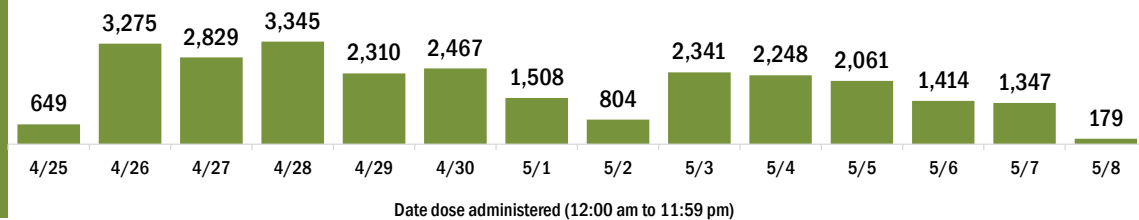
Completed 2-dose series 130,392

First dose: current number of people who have only received their first dose of the Moderna or Pfizer vaccine.

Series complete: current number of people who have received both Moderna or Pfizer vaccine doses or one Johnson & Johnson dose and are considered fully immunized.

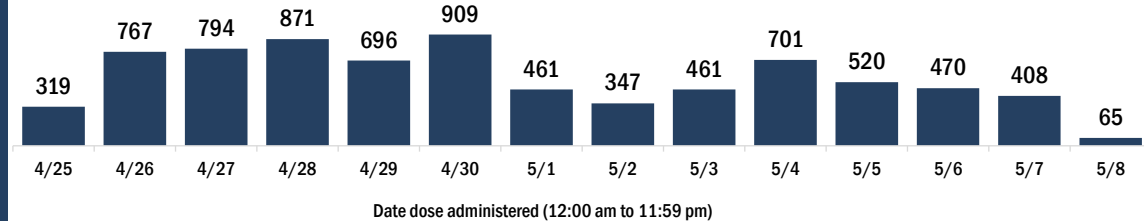
Demographic summary	First dose	Series complete	Total people vaccinated
Age group	32,354	137,701	170,055
16-24 years	3,295	4,891	8,186
25-34 years	3,836	6,495	10,331
35-44 years	4,272	9,475	13,747
45-54 years	4,753	14,219	18,972
55-64 years	5,941	24,619	30,560
65-74 years	5,129	41,403	46,532
75-84 years	3,632	28,335	31,967
85+ years	1,496	8,264	9,760
Race	32,354	137,701	170,055
White	20,121	101,941	122,062
Black	2,227	7,108	9,335
American Indian/Alaskan	190	752	942
Other	3,644	12,329	15,973
Unknown	6,172	15,571	21,743
Other race includes Asian, native Hawaiian/Pacific Islander, or other.			
Ethnicity	32,354	137,701	170,055
Hispanic	4,306	10,432	14,738
Non-Hispanic	14,464	80,686	95,150
Unknown	13,584	46,583	60,167
Gender	32,354	137,701	170,055
Female	17,238	77,223	94,461
Male	15,062	60,363	75,425
Unknown	54	115	169

COVID-19 doses administered for the past 2 weeks

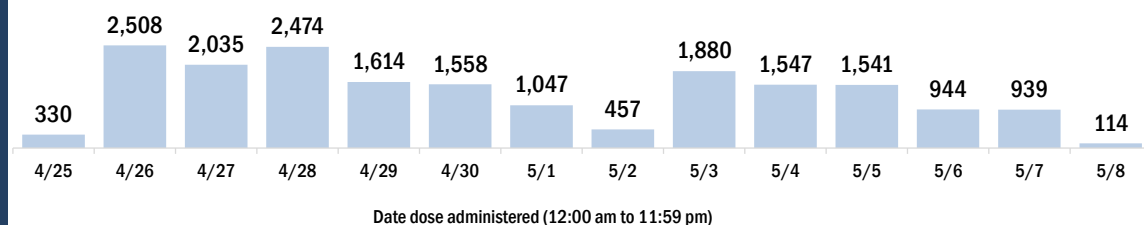


Persons vaccinated for COVID-19 for the past 2 weeks

Number of persons who received their first dose of a two-dose series of the COVID-19 vaccine



Number of persons who completed the COVID-19 vaccine series



COVID-19: Lee County vaccine summary

Vaccination data through May 8, 2021 as of May 9, 2021 at 12:05 AM

Data in this report are provisional and subject to change.

Data in this summary pertain to COVID-19 vaccines approved by the U.S. Food and Drug Administration and have been issued an Emergency Use Authorization (Janssen COVID-19 Vaccine, Moderna COVID-19 Vaccine and Pfizer-BioNTech COVID-19 Vaccine). These data summarize the number of people who have received either their first dose or have completed the series for a COVID-19 vaccine. **A person can only be counted in one category, first dose or series complete.** For persons receiving Moderna or Pfizer vaccines, once they receive their second dose, they are moved from the first dose column to the series completed column. **Because of this, the total first dose category may show a change from report to report not matching the total receiving their first dose from the previous day.** Persons receiving Johnson & Johnson vaccines will always be counted in the series completed column.

COVID-19 doses for vaccinated persons in Florida

Doses administered 587,557

People receiving one dose of a 1-dose series (Johnson & Johnson) or receiving only one dose of a 2-dose series (Moderna, Pfizer) count once. Persons receiving both doses of a 2-dose series count twice.

Current status of persons vaccinated for COVID-19 in Florida

Total people vaccinated 336,874

First dose 71,545

Series completed 265,329

Completed 1-dose series 14,646

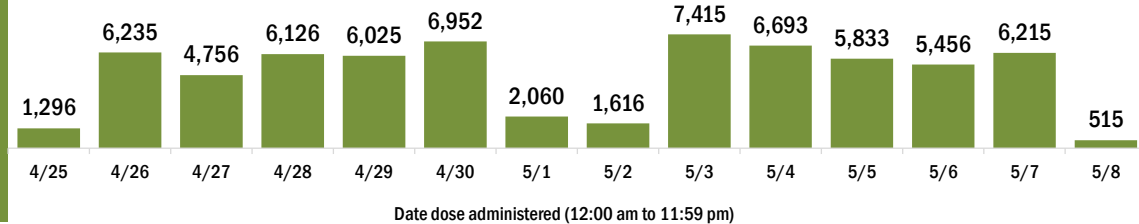
Completed 2-dose series 250,683

First dose: current number of people who have only received their first dose of the Moderna or Pfizer vaccine.

Series complete: current number of people who have received both Moderna or Pfizer vaccine doses or one Johnson & Johnson dose and are considered fully immunized.

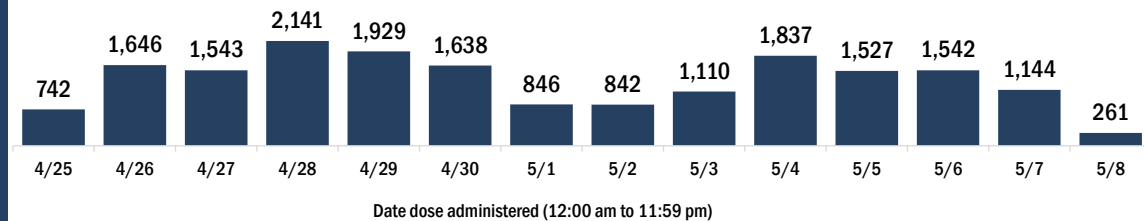
Demographic summary	First dose	Series complete	Total people vaccinated
Age group	71,545	265,329	336,874
16-24 years	6,539	5,453	11,992
25-34 years	7,457	10,057	17,514
35-44 years	9,192	14,791	23,983
45-54 years	10,754	24,071	34,825
55-64 years	14,153	50,407	64,560
65-74 years	12,865	91,464	104,329
75-84 years	7,818	54,532	62,350
85+ years	2,767	14,554	17,321
Race	71,545	265,329	336,874
White	47,140	191,507	238,647
Black	3,232	6,509	9,741
American Indian/Alaskan	298	907	1,205
Other	6,917	17,882	24,799
Unknown	13,958	48,524	62,482
Other race includes Asian, native Hawaiian/Pacific Islander, or other.			
Ethnicity	71,545	265,329	336,874
Hispanic	12,992	20,821	33,813
Non-Hispanic	32,889	153,241	186,130
Unknown	25,664	91,267	116,931
Gender	71,545	265,329	336,874
Female	37,752	146,982	184,734
Male	33,606	117,912	151,518
Unknown	187	435	622

COVID-19 doses administered for the past 2 weeks

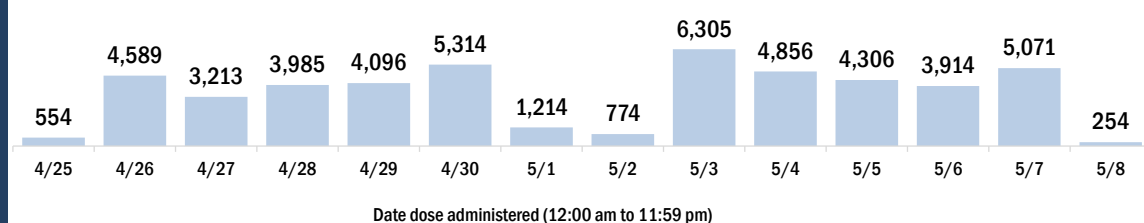


Persons vaccinated for COVID-19 for the past 2 weeks

Number of persons who received their first dose of a two-dose series of the COVID-19 vaccine



Number of persons who completed the COVID-19 vaccine series



COVID-19: Leon County vaccine summary

Vaccination data through May 8, 2021 as of May 9, 2021 at 12:05 AM

Data in this report are provisional and subject to change.

Data in this summary pertain to COVID-19 vaccines approved by the U.S. Food and Drug Administration and have been issued an Emergency Use Authorization (Janssen COVID-19 Vaccine, Moderna COVID-19 Vaccine and Pfizer-BioNTech COVID-19 Vaccine). These data summarize the number of people who have received either their first dose or have completed the series for a COVID-19 vaccine. **A person can only be counted in one category, first dose or series complete.** For persons receiving Moderna or Pfizer vaccines, once they receive their second dose, they are moved from the first dose column to the series completed column. **Because of this, the total first dose category may show a change from report to report not matching the total receiving their first dose from the previous day.** Persons receiving Johnson & Johnson vaccines will always be counted in the series completed column.

COVID-19 doses for vaccinated persons in Florida

Doses administered 204,320

People receiving one dose of a 1-dose series (Johnson & Johnson) or receiving only one dose of a 2-dose series (Moderna, Pfizer) count once. Persons receiving both doses of a 2-dose series count twice.

Current status of persons vaccinated for COVID-19 in Florida

Total people vaccinated 115,899

First dose 22,687

Series completed 93,212

Completed 1-dose series 4,791

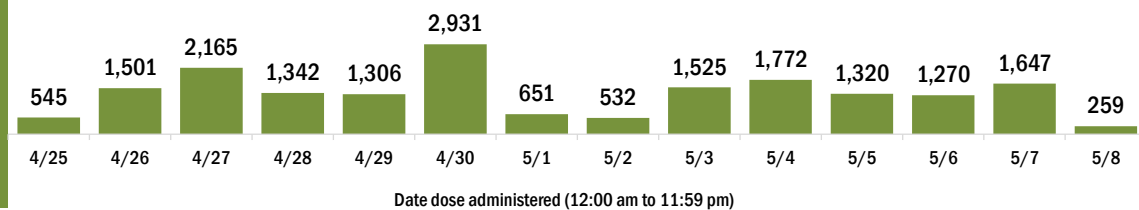
Completed 2-dose series 88,421

First dose: current number of people who have only received their first dose of the Moderna or Pfizer vaccine.

Series complete: current number of people who have received both Moderna or Pfizer vaccine doses or one Johnson & Johnson dose and are considered fully immunized.

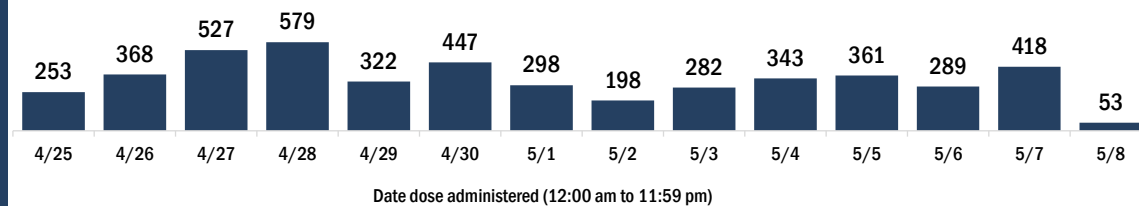
Demographic summary	First dose	Series complete	Total people vaccinated
Age group	22,687	93,212	115,899
16-24 years	5,007	8,240	13,247
25-34 years	4,344	10,337	14,681
35-44 years	3,799	11,293	15,092
45-54 years	2,969	13,373	16,342
55-64 years	2,758	18,343	21,101
65-74 years	2,129	19,685	21,814
75-84 years	1,073	8,897	9,970
85+ years	608	3,044	3,652
Race	22,687	93,212	115,899
White	12,225	55,000	67,225
Black	4,003	12,970	16,973
American Indian/Alaskan	83	290	373
Other	3,110	16,261	19,371
Unknown	3,266	8,691	11,957
Other race includes Asian, native Hawaiian/Pacific Islander, or other.			
Ethnicity	22,687	93,212	115,899
Hispanic	1,697	4,346	6,043
Non-Hispanic	14,561	67,624	82,185
Unknown	6,429	21,242	27,671
Gender	22,687	93,212	115,899
Female	12,296	53,294	65,590
Male	10,346	39,878	50,224
Unknown	45	40	85

COVID-19 doses administered for the past 2 weeks

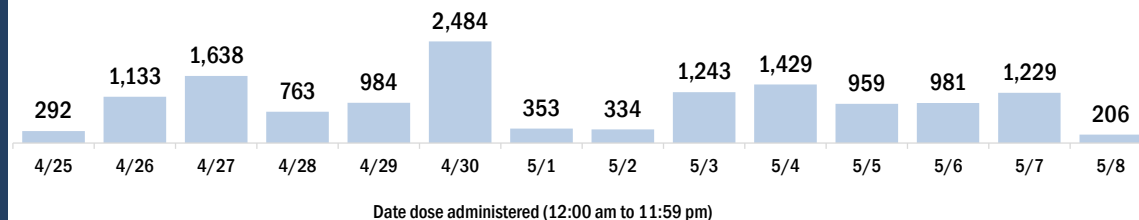


Persons vaccinated for COVID-19 for the past 2 weeks

Number of persons who received their first dose of a two-dose series of the COVID-19 vaccine



Number of persons who completed the COVID-19 vaccine series



COVID-19: Levy County vaccine summary

Vaccination data through May 8, 2021 as of May 9, 2021 at 12:05 AM

Data in this report are provisional and subject to change.

Data in this summary pertain to COVID-19 vaccines approved by the U.S. Food and Drug Administration and have been issued an Emergency Use Authorization (Janssen COVID-19 Vaccine, Moderna COVID-19 Vaccine and Pfizer-BioNTech COVID-19 Vaccine). These data summarize the number of people who have received either their first dose or have completed the series for a COVID-19 vaccine. **A person can only be counted in one category, first dose or series complete.** For persons receiving Moderna or Pfizer vaccines, once they receive their second dose, they are moved from the first dose column to the series completed column. **Because of this, the total first dose category may show a change from report to report not matching the total receiving their first dose from the previous day.** Persons receiving Johnson & Johnson vaccines will always be counted in the series completed column.

COVID-19 doses for vaccinated persons in Florida

Doses administered 19,587

People receiving one dose of a 1-dose series (Johnson & Johnson) or receiving only one dose of a 2-dose series (Moderna, Pfizer) count once. Persons receiving both doses of a 2-dose series count twice.

Current status of persons vaccinated for COVID-19 in Florida

Total people vaccinated 11,436

First dose 2,087

Series completed 9,349

Completed 1-dose series 1,198

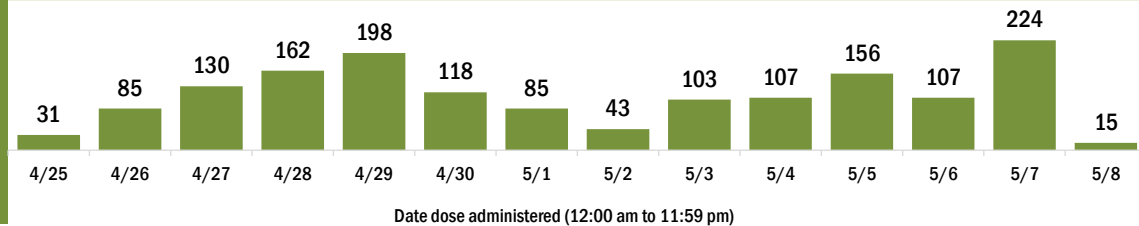
Completed 2-dose series 8,151

First dose: current number of people who have only received their first dose of the Moderna or Pfizer vaccine.

Series complete: current number of people who have received both Moderna or Pfizer vaccine doses or one Johnson & Johnson dose and are considered fully immunized.

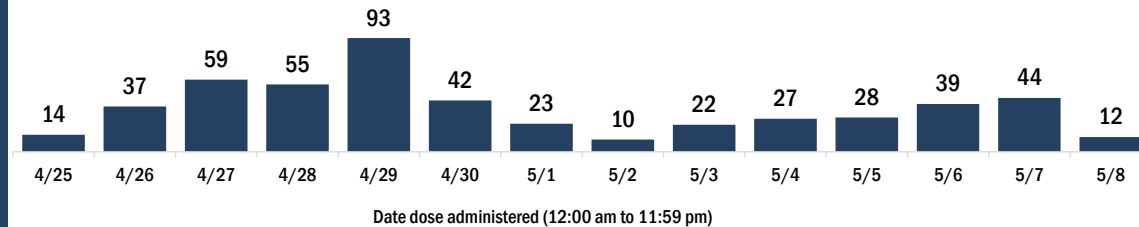
Demographic summary	First dose	Series complete	Total people vaccinated
Age group	2,087	9,349	11,436
16-24 years	144	155	299
25-34 years	191	307	498
35-44 years	246	398	644
45-54 years	299	803	1,102
55-64 years	543	2,028	2,571
65-74 years	403	3,438	3,841
75-84 years	206	1,785	1,991
85+ years	55	435	490
Race	2,087	9,349	11,436
White	1,513	7,375	8,888
Black	204	612	816
American Indian/Alaskan	13	52	65
Other	155	524	679
Unknown	202	786	988
Other race includes Asian, native Hawaiian/Pacific Islander, or other.			
Ethnicity	2,087	9,349	11,436
Hispanic	197	385	582
Non-Hispanic	1,362	6,904	8,266
Unknown	528	2,060	2,588
Gender	2,087	9,349	11,436
Female	1,157	5,283	6,440
Male	927	4,066	4,993
Unknown	3	0	3

COVID-19 doses administered for the past 2 weeks

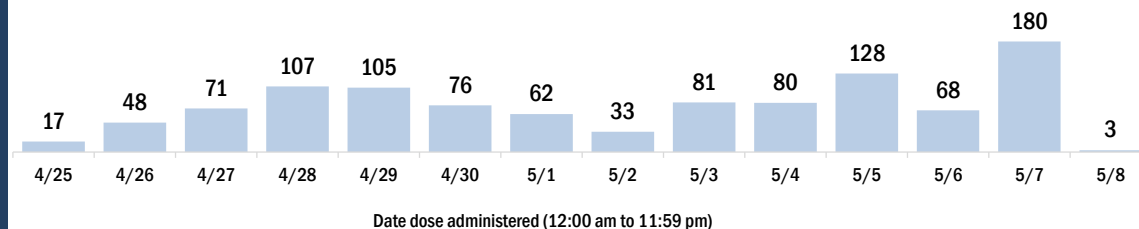


Persons vaccinated for COVID-19 for the past 2 weeks

Number of persons who received their first dose of a two-dose series of the COVID-19 vaccine



Number of persons who completed the COVID-19 vaccine series



COVID-19: Liberty County vaccine summary

Vaccination data through May 8, 2021 as of May 9, 2021 at 12:05 AM

Data in this report are provisional and subject to change.

Data in this summary pertain to COVID-19 vaccines approved by the U.S. Food and Drug Administration and have been issued an Emergency Use Authorization (Janssen COVID-19 Vaccine, Moderna COVID-19 Vaccine and Pfizer-BioNTech COVID-19 Vaccine). These data summarize the number of people who have received either their first dose or have completed the series for a COVID-19 vaccine. **A person can only be counted in one category, first dose or series complete.** For persons receiving Moderna or Pfizer vaccines, once they receive their second dose, they are moved from the first dose column to the series completed column. **Because of this, the total first dose category may show a change from report to report not matching the total receiving their first dose from the previous day.** Persons receiving Johnson & Johnson vaccines will always be counted in the series completed column.

COVID-19 doses for vaccinated persons in Florida

Doses administered 3,252

People receiving one dose of a 1-dose series (Johnson & Johnson) or receiving only one dose of a 2-dose series (Moderna, Pfizer) count once. Persons receiving both doses of a 2-dose series count twice.

Current status of persons vaccinated for COVID-19 in Florida

Total people vaccinated 2,017

First dose 695

Series completed 1,322

Completed 1-dose series 87

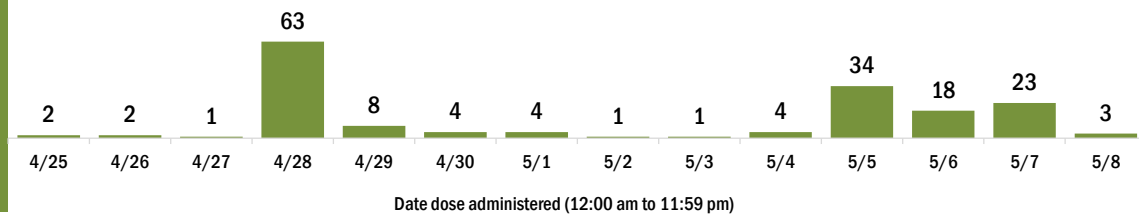
Completed 2-dose series 1,235

First dose: current number of people who have only received their first dose of the Moderna or Pfizer vaccine.

Series complete: current number of people who have received both Moderna or Pfizer vaccine doses or one Johnson & Johnson dose and are considered fully immunized.

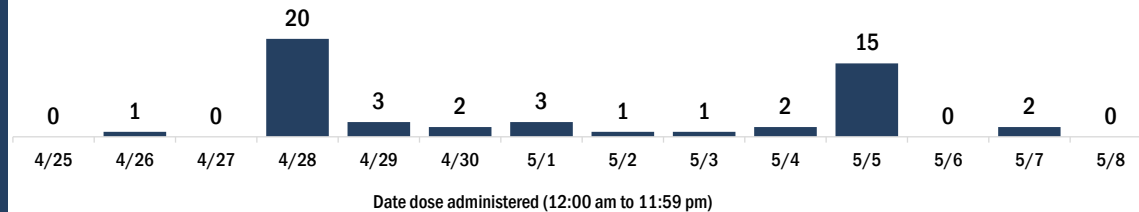
Demographic summary	First dose	Series complete	Total people vaccinated
Age group	695	1,322	2,017
16-24 years	30	23	53
25-34 years	98	46	144
35-44 years	145	101	246
45-54 years	170	129	299
55-64 years	157	319	476
65-74 years	68	421	489
75-84 years	23	224	247
85+ years	4	59	63
Race	695	1,322	2,017
White	230	956	1,186
Black	89	125	214
American Indian/Alaskan	2	11	13
Other	38	105	143
Unknown	336	125	461
Other race includes Asian, native Hawaiian/Pacific Islander, or other.			
Ethnicity	695	1,322	2,017
Hispanic	13	20	33
Non-Hispanic	125	730	855
Unknown	557	572	1,129
Gender	695	1,322	2,017
Female	138	709	847
Male	557	613	1,170
Unknown	0	0	0

COVID-19 doses administered for the past 2 weeks

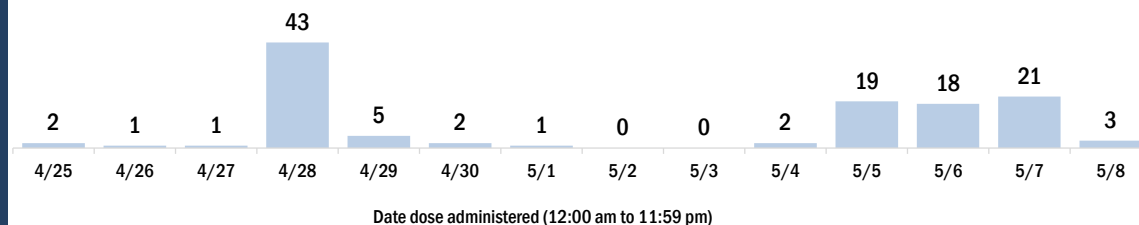


Persons vaccinated for COVID-19 for the past 2 weeks

Number of persons who received their first dose of a two-dose series of the COVID-19 vaccine



Number of persons who completed the COVID-19 vaccine series



COVID-19: Madison County vaccine summary

Vaccination data through May 8, 2021 as of May 9, 2021 at 12:05 AM

Data in this report are provisional and subject to change.

Data in this summary pertain to COVID-19 vaccines approved by the U.S. Food and Drug Administration and have been issued an Emergency Use Authorization (Janssen COVID-19 Vaccine, Moderna COVID-19 Vaccine and Pfizer-BioNTech COVID-19 Vaccine). These data summarize the number of people who have received either their first dose or have completed the series for a COVID-19 vaccine. **A person can only be counted in one category, first dose or series complete.** For persons receiving Moderna or Pfizer vaccines, once they receive their second dose, they are moved from the first dose column to the series completed column. **Because of this, the total first dose category may show a change from report to report not matching the total receiving their first dose from the previous day.** Persons receiving Johnson & Johnson vaccines will always be counted in the series completed column.

COVID-19 doses for vaccinated persons in Florida

Doses administered 9,440

People receiving one dose of a 1-dose series (Johnson & Johnson) or receiving only one dose of a 2-dose series (Moderna, Pfizer) count once. Persons receiving both doses of a 2-dose series count twice.

Current status of persons vaccinated for COVID-19 in Florida

Total people vaccinated 5,704

First dose 1,534

Series completed 4,170

Completed 1-dose series 434

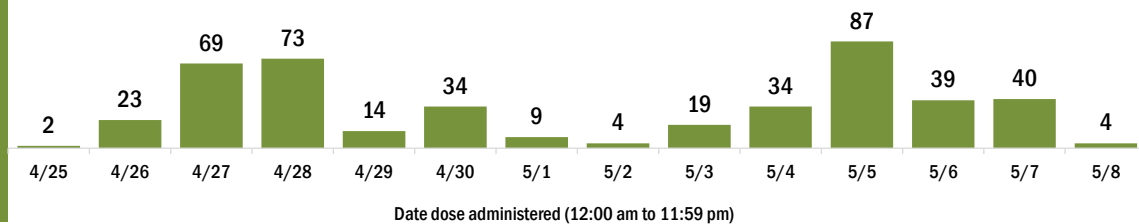
Completed 2-dose series 3,736

First dose: current number of people who have only received their first dose of the Moderna or Pfizer vaccine.

Series complete: current number of people who have received both Moderna or Pfizer vaccine doses or one Johnson & Johnson dose and are considered fully immunized.

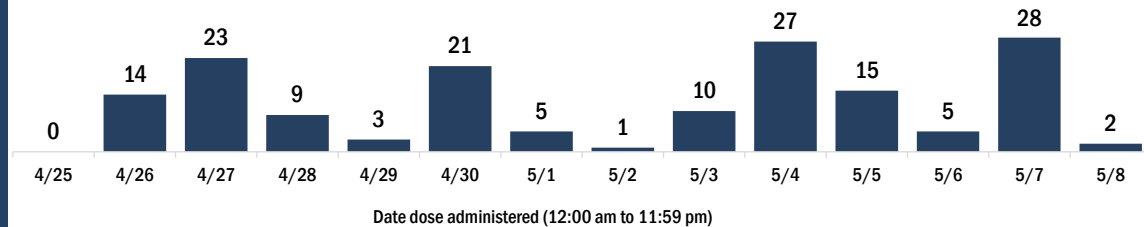
Demographic summary	First dose	Series complete	Total people vaccinated
Age group	1,534	4,170	5,704
16-24 years	80	64	144
25-34 years	159	138	297
35-44 years	270	242	512
45-54 years	326	441	767
55-64 years	422	868	1,290
65-74 years	185	1,432	1,617
75-84 years	69	774	843
85+ years	23	211	234
Race	1,534	4,170	5,704
White	766	2,361	3,127
Black	552	1,220	1,772
American Indian/Alaskan	1	9	10
Other	118	336	454
Unknown	97	244	341
Other race includes Asian, native Hawaiian/Pacific Islander, or other.			
Ethnicity	1,534	4,170	5,704
Hispanic	112	111	223
Non-Hispanic	1,210	2,257	3,467
Unknown	212	1,802	2,014
Gender	1,534	4,170	5,704
Female	498	2,336	2,834
Male	1,036	1,834	2,870
Unknown	0	0	0

COVID-19 doses administered for the past 2 weeks

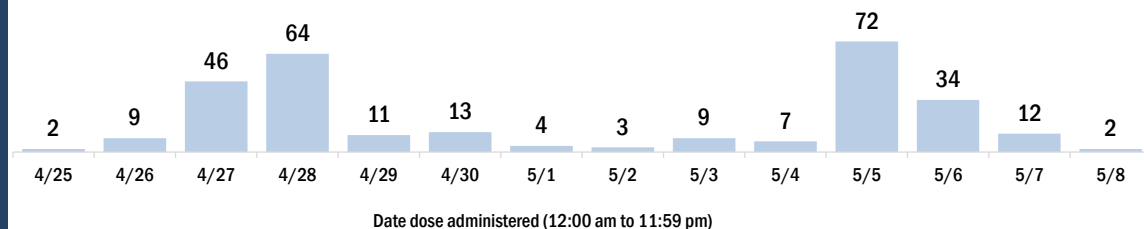


Persons vaccinated for COVID-19 for the past 2 weeks

Number of persons who received their first dose of a two-dose series of the COVID-19 vaccine



Number of persons who completed the COVID-19 vaccine series



COVID-19: Manatee County vaccine summary

Vaccination data through May 8, 2021 as of May 9, 2021 at 12:05 AM

Data in this report are provisional and subject to change.

Data in this summary pertain to COVID-19 vaccines approved by the U.S. Food and Drug Administration and have been issued an Emergency Use Authorization (Janssen COVID-19 Vaccine, Moderna COVID-19 Vaccine and Pfizer-BioNTech COVID-19 Vaccine). These data summarize the number of people who have received either their first dose or have completed the series for a COVID-19 vaccine. **A person can only be counted in one category, first dose or series complete.** For persons receiving Moderna or Pfizer vaccines, once they receive their second dose, they are moved from the first dose column to the series completed column. **Because of this, the total first dose category may show a change from report to report not matching the total receiving their first dose from the previous day.** Persons receiving Johnson & Johnson vaccines will always be counted in the series completed column.

COVID-19 doses for vaccinated persons in Florida

Doses administered 302,159

People receiving one dose of a 1-dose series (Johnson & Johnson) or receiving only one dose of a 2-dose series (Moderna, Pfizer) count once. Persons receiving both doses of a 2-dose series count twice.

Current status of persons vaccinated for COVID-19 in Florida

Total people vaccinated 174,871

First dose 40,831

Series completed 134,040

Completed 1-dose series 6,752

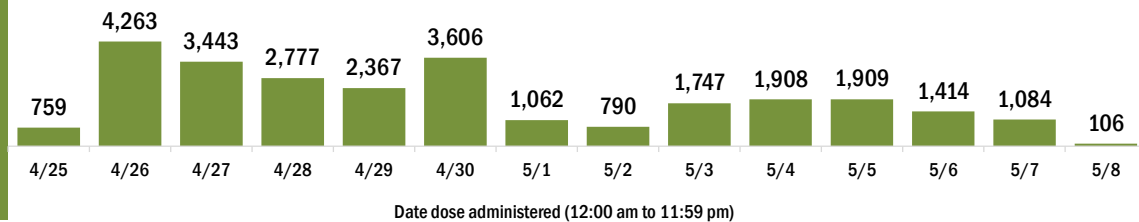
Completed 2-dose series 127,288

First dose: current number of people who have only received their first dose of the Moderna or Pfizer vaccine.

Series complete: current number of people who have received both Moderna or Pfizer vaccine doses or one Johnson & Johnson dose and are considered fully immunized.

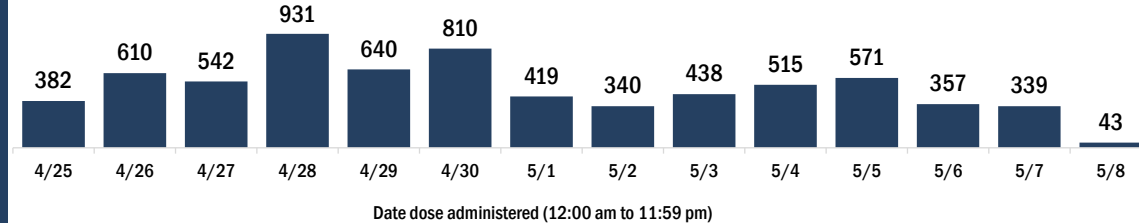
Demographic summary	First dose	Series complete	Total people vaccinated
Age group	40,831	134,040	174,871
16-24 years	3,837	3,076	6,913
25-34 years	4,539	5,269	9,808
35-44 years	5,237	8,109	13,346
45-54 years	6,003	13,935	19,938
55-64 years	7,528	27,385	34,913
65-74 years	7,399	43,579	50,978
75-84 years	4,536	24,982	29,518
85+ years	1,752	7,705	9,457
Race	40,831	134,040	174,871
White	28,188	102,484	130,672
Black	1,689	4,193	5,882
American Indian/Alaskan	193	525	718
Other	3,674	9,981	13,655
Unknown	7,087	16,857	23,944
Other race includes Asian, native Hawaiian/Pacific Islander, or other.			
Ethnicity	40,831	134,040	174,871
Hispanic	4,838	7,059	11,897
Non-Hispanic	21,432	81,446	102,878
Unknown	14,561	45,535	60,096
Gender	40,831	134,040	174,871
Female	21,692	74,644	96,336
Male	19,024	59,318	78,342
Unknown	115	78	193

COVID-19 doses administered for the past 2 weeks

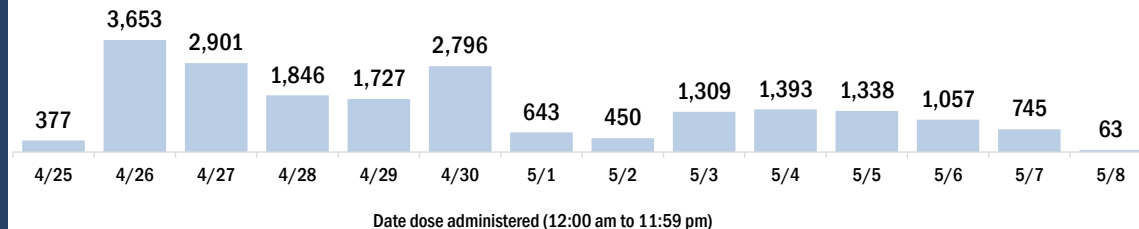


Persons vaccinated for COVID-19 for the past 2 weeks

Number of persons who received their first dose of a two-dose series of the COVID-19 vaccine



Number of persons who completed the COVID-19 vaccine series



COVID-19: Marion County vaccine summary

Vaccination data through May 8, 2021 as of May 9, 2021 at 12:05 AM

Data in this report are provisional and subject to change.

Data in this summary pertain to COVID-19 vaccines approved by the U.S. Food and Drug Administration and have been issued an Emergency Use Authorization (Janssen COVID-19 Vaccine, Moderna COVID-19 Vaccine and Pfizer-BioNTech COVID-19 Vaccine). These data summarize the number of people who have received either their first dose or have completed the series for a COVID-19 vaccine. **A person can only be counted in one category, first dose or series complete.** For persons receiving Moderna or Pfizer vaccines, once they receive their second dose, they are moved from the first dose column to the series completed column. **Because of this, the total first dose category may show a change from report to report not matching the total receiving their first dose from the previous day.** Persons receiving Johnson & Johnson vaccines will always be counted in the series completed column.

COVID-19 doses for vaccinated persons in Florida

Doses administered 243,283

People receiving one dose of a 1-dose series (Johnson & Johnson) or receiving only one dose of a 2-dose series (Moderna, Pfizer) count once. Persons receiving both doses of a 2-dose series count twice.

Current status of persons vaccinated for COVID-19 in Florida

Total people vaccinated 137,647

First dose 26,635

Series completed 111,012

Completed 1-dose series 5,376

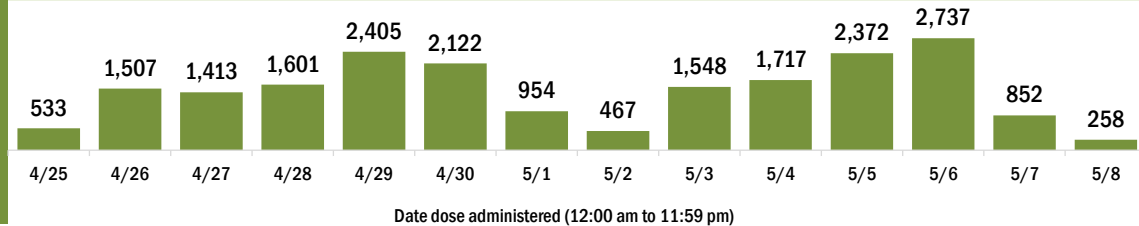
Completed 2-dose series 105,636

First dose: current number of people who have only received their first dose of the Moderna or Pfizer vaccine.

Series complete: current number of people who have received both Moderna or Pfizer vaccine doses or one Johnson & Johnson dose and are considered fully immunized.

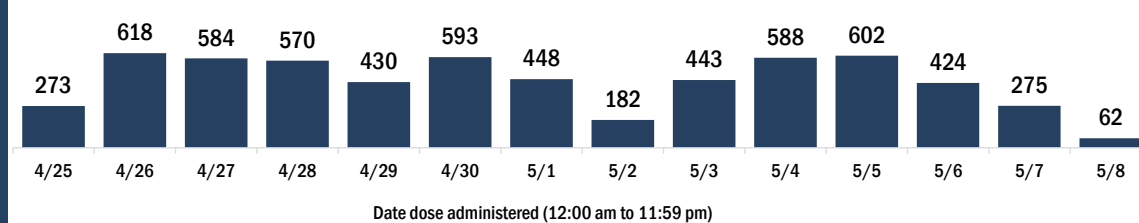
Demographic summary	First dose	Series complete	Total people vaccinated
Age group	26,635	111,012	137,647
16-24 years	2,269	2,823	5,092
25-34 years	2,691	4,474	7,165
35-44 years	3,347	6,461	9,808
45-54 years	4,114	10,229	14,343
55-64 years	5,611	20,337	25,948
65-74 years	4,474	35,875	40,349
75-84 years	2,881	23,954	26,835
85+ years	1,248	6,859	8,107
Race	26,635	111,012	137,647
White	16,146	77,700	93,846
Black	2,410	7,544	9,954
American Indian/Alaskan	121	422	543
Other	3,060	10,223	13,283
Unknown	4,898	15,123	20,021
Other race includes Asian, native Hawaiian/Pacific Islander, or other.			
Ethnicity	26,635	111,012	137,647
Hispanic	3,488	8,656	12,144
Non-Hispanic	13,056	69,246	82,302
Unknown	10,091	33,110	43,201
Gender	26,635	111,012	137,647
Female	14,539	63,566	78,105
Male	12,066	47,406	59,472
Unknown	30	40	70

COVID-19 doses administered for the past 2 weeks

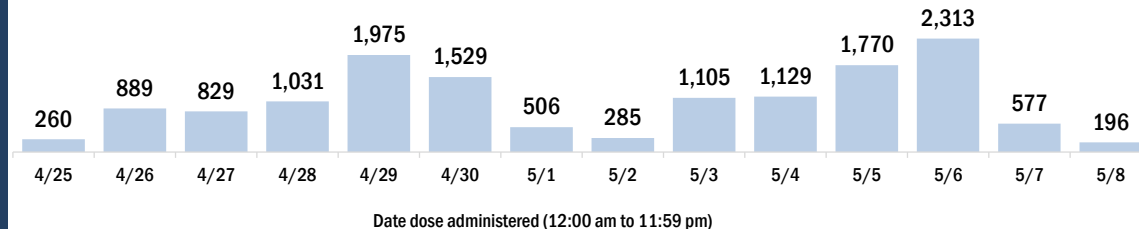


Persons vaccinated for COVID-19 for the past 2 weeks

Number of persons who received their first dose of a two-dose series of the COVID-19 vaccine



Number of persons who completed the COVID-19 vaccine series



COVID-19: Martin County vaccine summary

Vaccination data through May 8, 2021 as of May 9, 2021 at 12:05 AM

Data in this report are provisional and subject to change.

Data in this summary pertain to COVID-19 vaccines approved by the U.S. Food and Drug Administration and have been issued an Emergency Use Authorization (Janssen COVID-19 Vaccine, Moderna COVID-19 Vaccine and Pfizer-BioNTech COVID-19 Vaccine). These data summarize the number of people who have received either their first dose or have completed the series for a COVID-19 vaccine. **A person can only be counted in one category, first dose or series complete.** For persons receiving Moderna or Pfizer vaccines, once they receive their second dose, they are moved from the first dose column to the series completed column. **Because of this, the total first dose category may show a change from report to report not matching the total receiving their first dose from the previous day.** Persons receiving Johnson & Johnson vaccines will always be counted in the series completed column.

COVID-19 doses for vaccinated persons in Florida

Doses administered 133,793

People receiving one dose of a 1-dose series (Johnson & Johnson) or receiving only one dose of a 2-dose series (Moderna, Pfizer) count once. Persons receiving both doses of a 2-dose series count twice.

Current status of persons vaccinated for COVID-19 in Florida

Total people vaccinated 77,562

First dose 17,915

Series completed 59,647

Completed 1-dose series 3,416

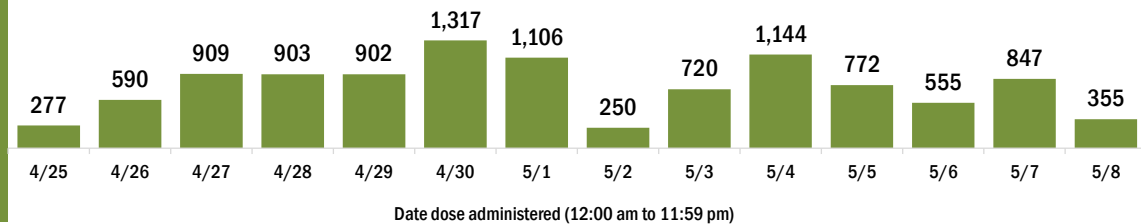
Completed 2-dose series 56,231

First dose: current number of people who have only received their first dose of the Moderna or Pfizer vaccine.

Series complete: current number of people who have received both Moderna or Pfizer vaccine doses or one Johnson & Johnson dose and are considered fully immunized.

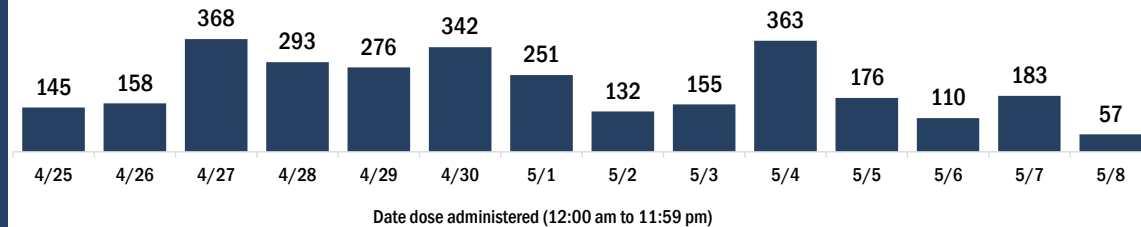
Demographic summary	First dose	Series complete	Total people vaccinated
Age group	17,915	59,647	77,562
16-24 years	1,332	1,239	2,571
25-34 years	1,513	1,761	3,274
35-44 years	2,004	2,986	4,990
45-54 years	2,686	5,080	7,766
55-64 years	4,265	11,643	15,908
65-74 years	3,132	19,060	22,192
75-84 years	2,060	13,166	15,226
85+ years	923	4,712	5,635
Race	17,915	59,647	77,562
White	12,486	40,879	53,365
Black	806	1,184	1,990
American Indian/Alaskan	68	108	176
Other	1,351	4,217	5,568
Unknown	3,204	13,259	16,463
Other race includes Asian, native Hawaiian/Pacific Islander, or other.			
Ethnicity	17,915	59,647	77,562
Hispanic	1,490	2,325	3,815
Non-Hispanic	8,913	26,681	35,594
Unknown	7,512	30,641	38,153
Gender	17,915	59,647	77,562
Female	9,003	33,567	42,570
Male	8,894	26,062	34,956
Unknown	18	18	36

COVID-19 doses administered for the past 2 weeks

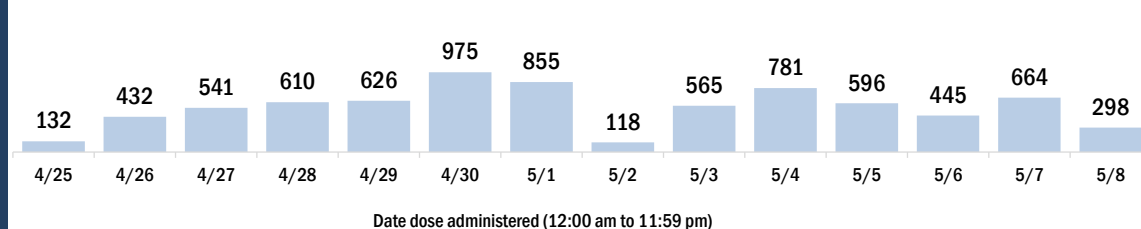


Persons vaccinated for COVID-19 for the past 2 weeks

Number of persons who received their first dose of a two-dose series of the COVID-19 vaccine



Number of persons who completed the COVID-19 vaccine series



COVID-19: Monroe County vaccine summary

Vaccination data through May 8, 2021 as of May 9, 2021 at 12:05 AM

Data in this report are provisional and subject to change.

Data in this summary pertain to COVID-19 vaccines approved by the U.S. Food and Drug Administration and have been issued an Emergency Use Authorization (Janssen COVID-19 Vaccine, Moderna COVID-19 Vaccine and Pfizer-BioNTech COVID-19 Vaccine). These data summarize the number of people who have received either their first dose or have completed the series for a COVID-19 vaccine. **A person can only be counted in one category, first dose or series complete.** For persons receiving Moderna or Pfizer vaccines, once they receive their second dose, they are moved from the first dose column to the series completed column. **Because of this, the total first dose category may show a change from report to report not matching the total receiving their first dose from the previous day.** Persons receiving Johnson & Johnson vaccines will always be counted in the series completed column.

COVID-19 doses for vaccinated persons in Florida

Doses administered 63,196

People receiving one dose of a 1-dose series (Johnson & Johnson) or receiving only one dose of a 2-dose series (Moderna, Pfizer) count once. Persons receiving both doses of a 2-dose series count twice.

Current status of persons vaccinated for COVID-19 in Florida

Total people vaccinated 38,497

First dose 11,345

Series completed 27,152

Completed 1-dose series 2,453

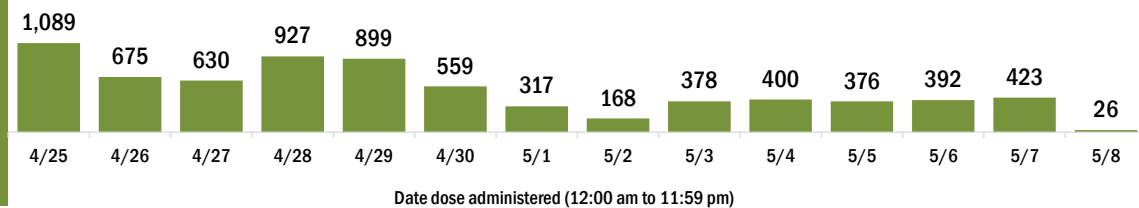
Completed 2-dose series 24,699

First dose: current number of people who have only received their first dose of the Moderna or Pfizer vaccine.

Series complete: current number of people who have received both Moderna or Pfizer vaccine doses or one Johnson & Johnson dose and are considered fully immunized.

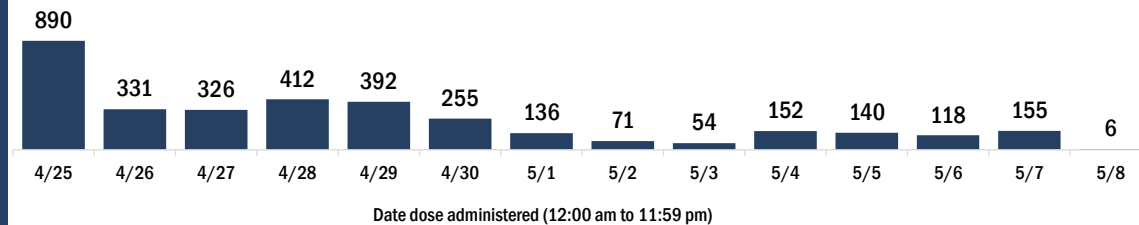
Demographic summary	First dose	Series complete	Total people vaccinated
Age group	11,345	27,152	38,497
16-24 years	888	498	1,386
25-34 years	1,443	1,099	2,542
35-44 years	1,752	1,875	3,627
45-54 years	2,122	3,313	5,435
55-64 years	2,653	6,538	9,191
65-74 years	1,719	8,948	10,667
75-84 years	606	3,922	4,528
85+ years	162	959	1,121
Race	11,345	27,152	38,497
White	7,607	19,717	27,324
Black	341	534	875
American Indian/Alaskan	50	95	145
Other	828	1,487	2,315
Unknown	2,519	5,319	7,838
Other race includes Asian, native Hawaiian/Pacific Islander, or other.			
Ethnicity	11,345	27,152	38,497
Hispanic	1,917	2,596	4,513
Non-Hispanic	5,294	15,226	20,520
Unknown	4,134	9,330	13,464
Gender	11,345	27,152	38,497
Female	5,624	14,103	19,727
Male	5,711	13,047	18,758
Unknown	10	2	12

COVID-19 doses administered for the past 2 weeks

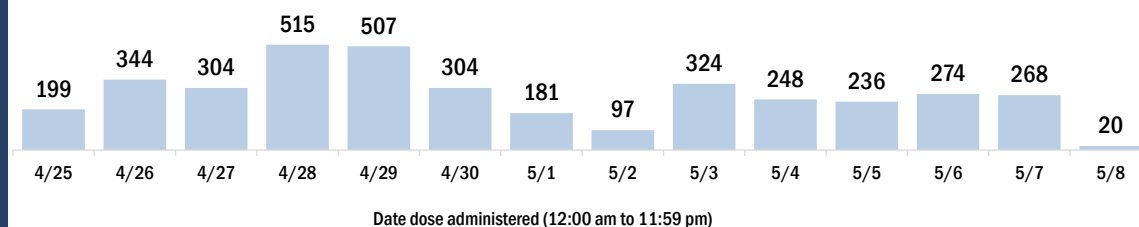


Persons vaccinated for COVID-19 for the past 2 weeks

Number of persons who received their first dose of a two-dose series of the COVID-19 vaccine



Number of persons who completed the COVID-19 vaccine series



COVID-19: Nassau County vaccine summary

Vaccination data through May 8, 2021 as of May 9, 2021 at 12:05 AM

Data in this report are provisional and subject to change.

Data in this summary pertain to COVID-19 vaccines approved by the U.S. Food and Drug Administration and have been issued an Emergency Use Authorization (Janssen COVID-19 Vaccine, Moderna COVID-19 Vaccine and Pfizer-BioNTech COVID-19 Vaccine). These data summarize the number of people who have received either their first dose or have completed the series for a COVID-19 vaccine. **A person can only be counted in one category, first dose or series complete.** For persons receiving Moderna or Pfizer vaccines, once they receive their second dose, they are moved from the first dose column to the series completed column. **Because of this, the total first dose category may show a change from report to report not matching the total receiving their first dose from the previous day.** Persons receiving Johnson & Johnson vaccines will always be counted in the series completed column.

COVID-19 doses for vaccinated persons in Florida

Doses administered 62,758

People receiving one dose of a 1-dose series (Johnson & Johnson) or receiving only one dose of a 2-dose series (Moderna, Pfizer) count once. Persons receiving both doses of a 2-dose series count twice.

Current status of persons vaccinated for COVID-19 in Florida

Total people vaccinated 34,460

First dose 3,942

Series completed 30,518

Completed 1-dose series 2,220

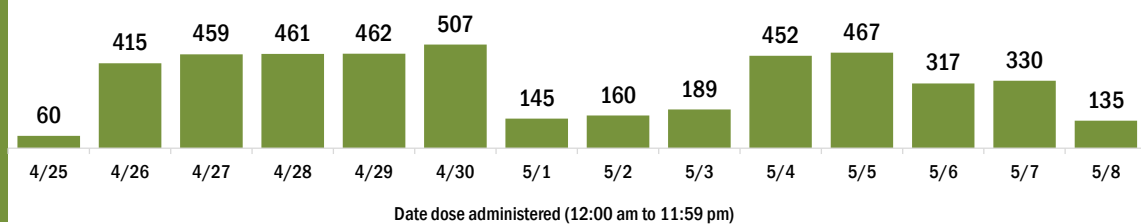
Completed 2-dose series 28,298

First dose: current number of people who have only received their first dose of the Moderna or Pfizer vaccine.

Series complete: current number of people who have received both Moderna or Pfizer vaccine doses or one Johnson & Johnson dose and are considered fully immunized.

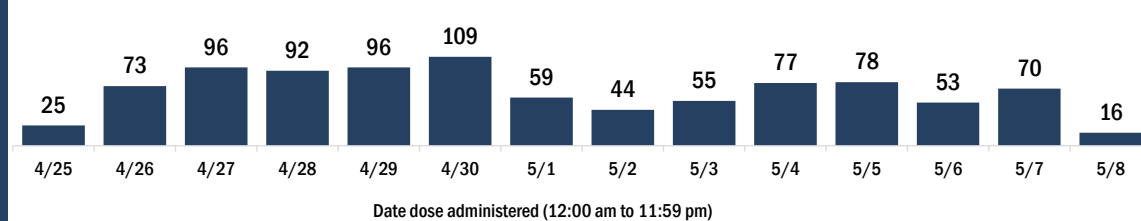
Demographic summary	First dose	Series complete	Total people vaccinated
Age group	3,942	30,518	34,460
16-24 years	436	941	1,377
25-34 years	426	1,312	1,738
35-44 years	492	2,216	2,708
45-54 years	580	3,376	3,956
55-64 years	746	6,953	7,699
65-74 years	725	9,695	10,420
75-84 years	404	4,681	5,085
85+ years	133	1,344	1,477
Race	3,942	30,518	34,460
White	2,808	24,835	27,643
Black	203	1,432	1,635
American Indian/Alaskan	18	120	138
Other	250	1,535	1,785
Unknown	663	2,596	3,259
Other race includes Asian, native Hawaiian/Pacific Islander, or other.			
Ethnicity	3,942	30,518	34,460
Hispanic	188	844	1,032
Non-Hispanic	2,494	24,083	26,577
Unknown	1,260	5,591	6,851
Gender	3,942	30,518	34,460
Female	2,105	17,020	19,125
Male	1,830	13,496	15,326
Unknown	7	2	9

COVID-19 doses administered for the past 2 weeks

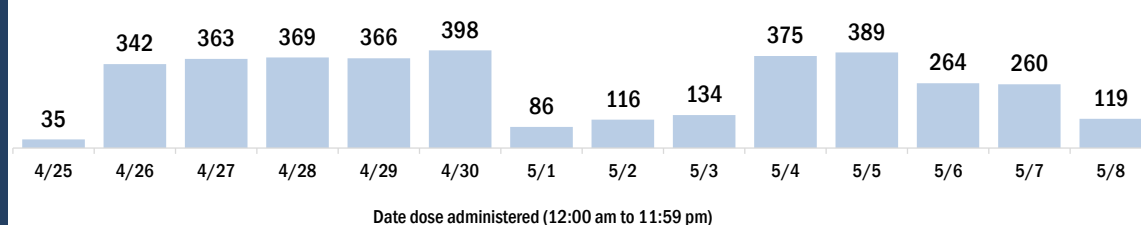


Persons vaccinated for COVID-19 for the past 2 weeks

Number of persons who received their first dose of a two-dose series of the COVID-19 vaccine



Number of persons who completed the COVID-19 vaccine series



COVID-19: Okaloosa County vaccine summary

Vaccination data through May 8, 2021 as of May 9, 2021 at 12:05 AM

Data in this report are provisional and subject to change.

Data in this summary pertain to COVID-19 vaccines approved by the U.S. Food and Drug Administration and have been issued an Emergency Use Authorization (Janssen COVID-19 Vaccine, Moderna COVID-19 Vaccine and Pfizer-BioNTech COVID-19 Vaccine). These data summarize the number of people who have received either their first dose or have completed the series for a COVID-19 vaccine. **A person can only be counted in one category, first dose or series complete.** For persons receiving Moderna or Pfizer vaccines, once they receive their second dose, they are moved from the first dose column to the series completed column. **Because of this, the total first dose category may show a change from report to report not matching the total receiving their first dose from the previous day.** Persons receiving Johnson & Johnson vaccines will always be counted in the series completed column.

COVID-19 doses for vaccinated persons in Florida

Doses administered 108,989

People receiving one dose of a 1-dose series (Johnson & Johnson) or receiving only one dose of a 2-dose series (Moderna, Pfizer) count once. Persons receiving both doses of a 2-dose series count twice.

Current status of persons vaccinated for COVID-19 in Florida

Total people vaccinated 62,685

First dose 12,217

Series completed 50,468

Completed 1-dose series 4,164

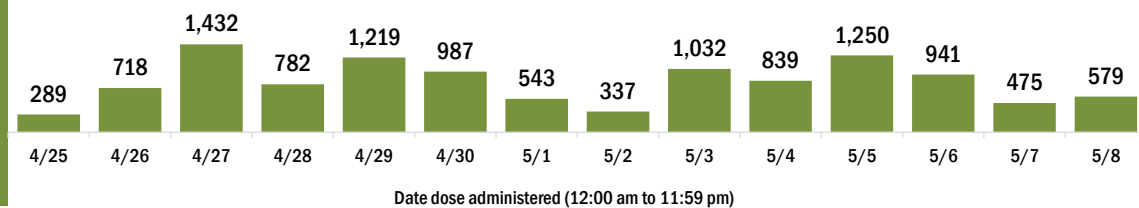
Completed 2-dose series 46,304

First dose: current number of people who have only received their first dose of the Moderna or Pfizer vaccine.

Series complete: current number of people who have received both Moderna or Pfizer vaccine doses or one Johnson & Johnson dose and are considered fully immunized.

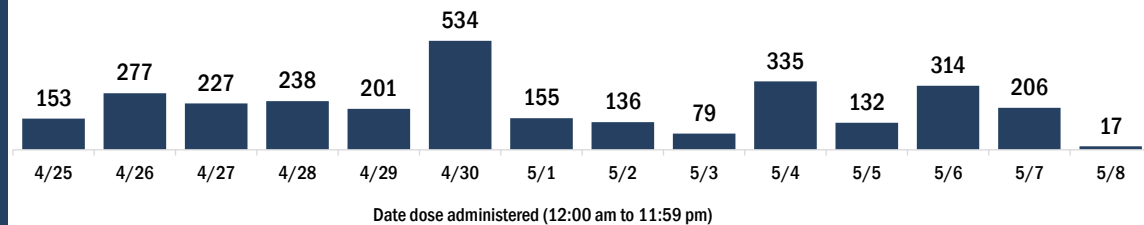
Demographic summary	First dose	Series complete	Total people vaccinated
Age group	12,217	50,468	62,685
16-24 years	1,353	1,670	3,023
25-34 years	1,872	3,097	4,969
35-44 years	1,788	4,493	6,281
45-54 years	1,785	5,845	7,630
55-64 years	2,414	11,442	13,856
65-74 years	1,673	13,738	15,411
75-84 years	965	7,464	8,429
85+ years	367	2,719	3,086
Race	12,217	50,468	62,685
White	6,828	35,093	41,921
Black	730	2,795	3,525
American Indian/Alaskan	74	214	288
Other	1,337	4,657	5,994
Unknown	3,248	7,709	10,957
Other race includes Asian, native Hawaiian/Pacific Islander, or other.			
Ethnicity	12,217	50,468	62,685
Hispanic	877	2,002	2,879
Non-Hispanic	5,947	31,872	37,819
Unknown	5,393	16,594	21,987
Gender	12,217	50,468	62,685
Female	6,608	28,538	35,146
Male	5,484	21,901	27,385
Unknown	125	29	154

COVID-19 doses administered for the past 2 weeks

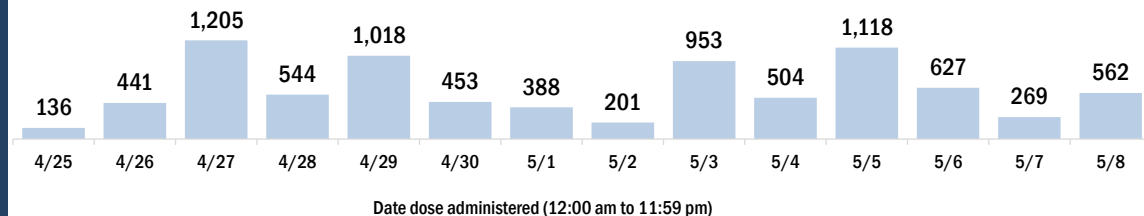


Persons vaccinated for COVID-19 for the past 2 weeks

Number of persons who received their first dose of a two-dose series of the COVID-19 vaccine



Number of persons who completed the COVID-19 vaccine series



COVID-19: Okeechobee County vaccine summary

Vaccination data through May 8, 2021 as of May 9, 2021 at 12:05 AM

Data in this report are provisional and subject to change.

Data in this summary pertain to COVID-19 vaccines approved by the U.S. Food and Drug Administration and have been issued an Emergency Use Authorization (Janssen COVID-19 Vaccine, Moderna COVID-19 Vaccine and Pfizer-BioNTech COVID-19 Vaccine). These data summarize the number of people who have received either their first dose or have completed the series for a COVID-19 vaccine. **A person can only be counted in one category, first dose or series complete.** For persons receiving Moderna or Pfizer vaccines, once they receive their second dose, they are moved from the first dose column to the series completed column. **Because of this, the total first dose category may show a change from report to report not matching the total receiving their first dose from the previous day.** Persons receiving Johnson & Johnson vaccines will always be counted in the series completed column.

COVID-19 doses for vaccinated persons in Florida

Doses administered 20,589

People receiving one dose of a 1-dose series (Johnson & Johnson) or receiving only one dose of a 2-dose series (Moderna, Pfizer) count once. Persons receiving both doses of a 2-dose series count twice.

Current status of persons vaccinated for COVID-19 in Florida

Total people vaccinated 12,173

First dose 3,121

Series completed 9,052

Completed 1-dose series 636

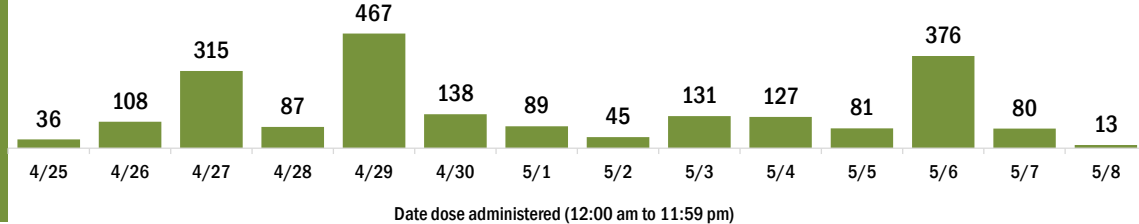
Completed 2-dose series 8,416

First dose: current number of people who have only received their first dose of the Moderna or Pfizer vaccine.

Series complete: current number of people who have received both Moderna or Pfizer vaccine doses or one Johnson & Johnson dose and are considered fully immunized.

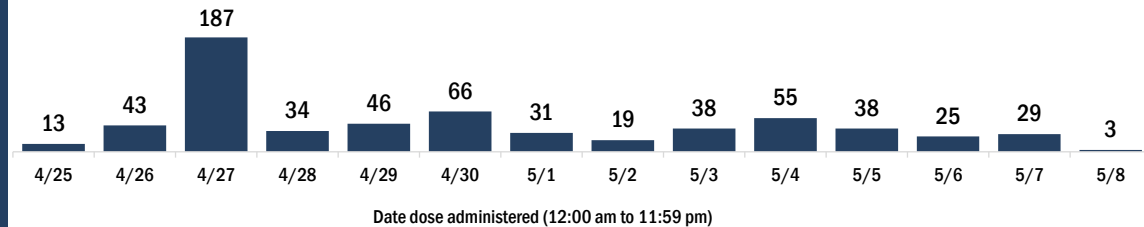
Demographic summary	First dose	Series complete	Total people vaccinated
Age group	3,121	9,052	12,173
16-24 years	213	175	388
25-34 years	362	341	703
35-44 years	445	504	949
45-54 years	609	811	1,420
55-64 years	770	1,626	2,396
65-74 years	430	3,048	3,478
75-84 years	234	1,991	2,225
85+ years	58	556	614
Race	3,121	9,052	12,173
White	1,836	7,211	9,047
Black	160	210	370
American Indian/Alaskan	10	43	53
Other	252	803	1,055
Unknown	863	785	1,648
Other race includes Asian, native Hawaiian/Pacific Islander, or other.			
Ethnicity	3,121	9,052	12,173
Hispanic	556	1,032	1,588
Non-Hispanic	1,199	6,310	7,509
Unknown	1,366	1,710	3,076
Gender	3,121	9,052	12,173
Female	1,195	5,022	6,217
Male	1,921	4,030	5,951
Unknown	5	0	5

COVID-19 doses administered for the past 2 weeks

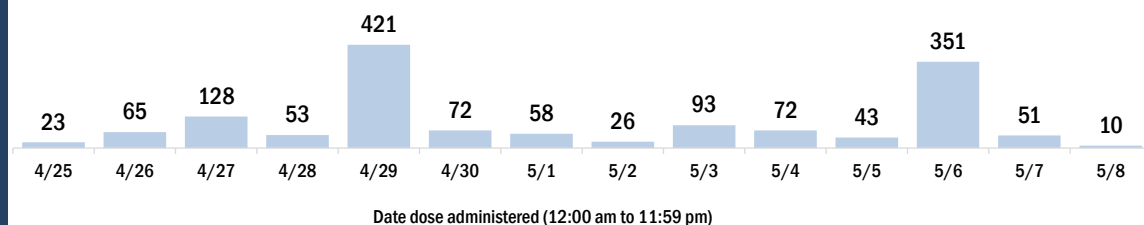


Persons vaccinated for COVID-19 for the past 2 weeks

Number of persons who received their first dose of a two-dose series of the COVID-19 vaccine



Number of persons who completed the COVID-19 vaccine series



COVID-19: Orange County vaccine summary

Vaccination data through May 8, 2021 as of May 9, 2021 at 12:05 AM

Data in this report are provisional and subject to change.

Data in this summary pertain to COVID-19 vaccines approved by the U.S. Food and Drug Administration and have been issued an Emergency Use Authorization (Janssen COVID-19 Vaccine, Moderna COVID-19 Vaccine and Pfizer-BioNTech COVID-19 Vaccine). These data summarize the number of people who have received either their first dose or have completed the series for a COVID-19 vaccine. **A person can only be counted in one category, first dose or series complete.** For persons receiving Moderna or Pfizer vaccines, once they receive their second dose, they are moved from the first dose column to the series completed column. **Because of this, the total first dose category may show a change from report to report not matching the total receiving their first dose from the previous day.** Persons receiving Johnson & Johnson vaccines will always be counted in the series completed column.

COVID-19 doses for vaccinated persons in Florida

Doses administered 940,917

People receiving one dose of a 1-dose series (Johnson & Johnson) or receiving only one dose of a 2-dose series (Moderna, Pfizer) count once. Persons receiving both doses of a 2-dose series count twice.

Current status of persons vaccinated for COVID-19 in Florida

Total people vaccinated 568,701

First dose 136,820

Series completed 431,881

Completed 1-dose series 59,665

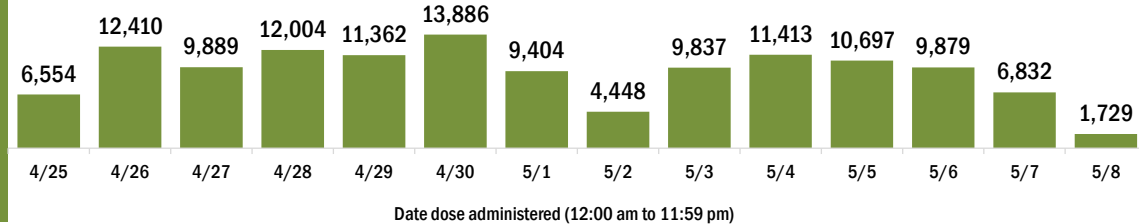
Completed 2-dose series 372,216

First dose: current number of people who have only received their first dose of the Moderna or Pfizer vaccine.

Series complete: current number of people who have received both Moderna or Pfizer vaccine doses or one Johnson & Johnson dose and are considered fully immunized.

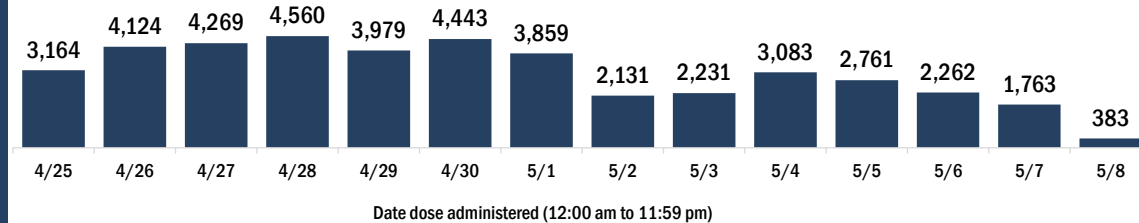
Demographic summary	First dose	Series complete	Total people vaccinated
Age group	136,820	431,881	568,701
16-24 years	23,392	32,343	55,735
25-34 years	27,571	51,527	79,098
35-44 years	26,525	66,458	92,983
45-54 years	22,917	76,456	99,373
55-64 years	18,367	84,593	102,960
65-74 years	9,871	74,476	84,347
75-84 years	4,899	33,980	38,879
85+ years	3,278	12,048	15,326
Race	136,820	431,881	568,701
White	70,022	261,447	331,469
Black	12,520	33,816	46,336
American Indian/Alaskan	614	1,324	1,938
Other	25,256	73,199	98,455
Unknown	28,408	62,095	90,503
Other race includes Asian, native Hawaiian/Pacific Islander, or other.			
Ethnicity	136,820	431,881	568,701
Hispanic	28,877	56,071	84,948
Non-Hispanic	49,304	219,731	269,035
Unknown	58,639	156,079	214,718
Gender	136,820	431,881	568,701
Female	70,187	237,063	307,250
Male	64,917	193,771	258,688
Unknown	1,716	1,047	2,763

COVID-19 doses administered for the past 2 weeks

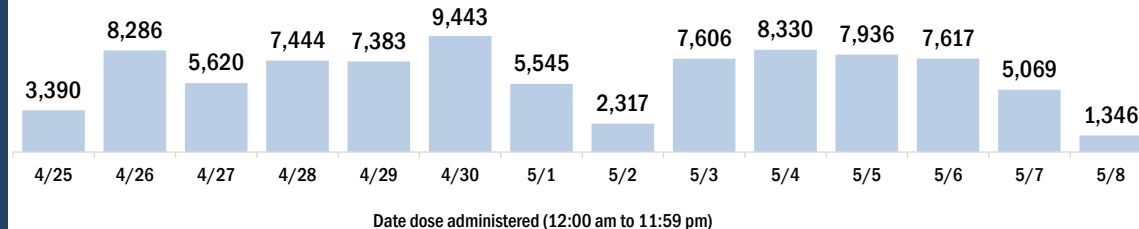


Persons vaccinated for COVID-19 for the past 2 weeks

Number of persons who received their first dose of a two-dose series of the COVID-19 vaccine



Number of persons who completed the COVID-19 vaccine series



COVID-19: Osceola County vaccine summary

Vaccination data through May 8, 2021 as of May 9, 2021 at 12:05 AM

Data in this report are provisional and subject to change.

Data in this summary pertain to COVID-19 vaccines approved by the U.S. Food and Drug Administration and have been issued an Emergency Use Authorization (Janssen COVID-19 Vaccine, Moderna COVID-19 Vaccine and Pfizer-BioNTech COVID-19 Vaccine). These data summarize the number of people who have received either their first dose or have completed the series for a COVID-19 vaccine. **A person can only be counted in one category, first dose or series complete.** For persons receiving Moderna or Pfizer vaccines, once they receive their second dose, they are moved from the first dose column to the series completed column. **Because of this, the total first dose category may show a change from report to report not matching the total receiving their first dose from the previous day.** Persons receiving Johnson & Johnson vaccines will always be counted in the series completed column.

COVID-19 doses for vaccinated persons in Florida

Doses administered 239,008

People receiving one dose of a 1-dose series (Johnson & Johnson) or receiving only one dose of a 2-dose series (Moderna, Pfizer) count once. Persons receiving both doses of a 2-dose series count twice.

Current status of persons vaccinated for COVID-19 in Florida

Total people vaccinated 144,899

First dose 38,406

Series completed 106,493

Completed 1-dose series 12,384

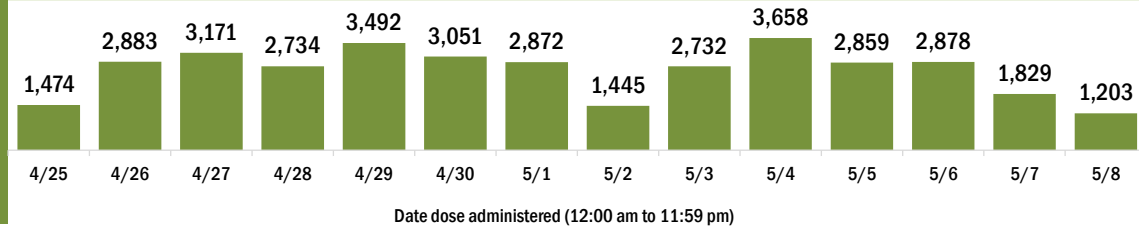
Completed 2-dose series 94,109

First dose: current number of people who have only received their first dose of the Moderna or Pfizer vaccine.

Series complete: current number of people who have received both Moderna or Pfizer vaccine doses or one Johnson & Johnson dose and are considered fully immunized.

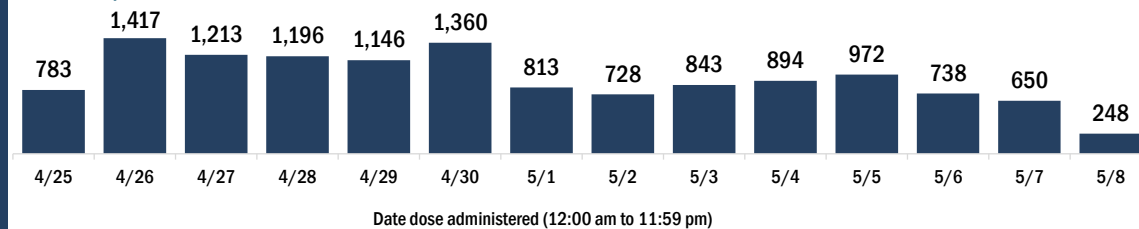
Demographic summary	First dose	Series complete	Total people vaccinated
Age group	38,406	106,493	144,899
16-24 years	6,411	6,085	12,496
25-34 years	6,541	9,819	16,360
35-44 years	7,518	13,787	21,305
45-54 years	6,973	18,523	25,496
55-64 years	5,664	22,096	27,760
65-74 years	3,198	22,519	25,717
75-84 years	1,603	10,611	12,214
85+ years	498	3,053	3,551
Race	38,406	106,493	144,899
White	20,299	64,373	84,672
Black	2,179	5,686	7,865
American Indian/Alaskan	181	498	679
Other	7,179	19,037	26,216
Unknown	8,568	16,899	25,467
Other race includes Asian, native Hawaiian/Pacific Islander, or other.			
Ethnicity	38,406	106,493	144,899
Hispanic	14,000	32,909	46,909
Non-Hispanic	8,968	39,409	48,377
Unknown	15,438	34,175	49,613
Gender	38,406	106,493	144,899
Female	20,412	59,708	80,120
Male	17,927	46,703	64,630
Unknown	67	82	149

COVID-19 doses administered for the past 2 weeks

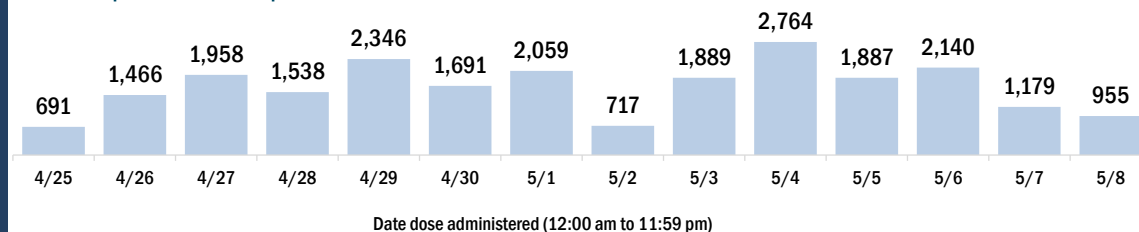


Persons vaccinated for COVID-19 for the past 2 weeks

Number of persons who received their first dose of a two-dose series of the COVID-19 vaccine



Number of persons who completed the COVID-19 vaccine series



COVID-19: Palm Beach County vaccine summary

Vaccination data through May 8, 2021 as of May 9, 2021 at 12:05 AM

Data in this report are provisional and subject to change.

Data in this summary pertain to COVID-19 vaccines approved by the U.S. Food and Drug Administration and have been issued an Emergency Use Authorization (Janssen COVID-19 Vaccine, Moderna COVID-19 Vaccine and Pfizer-BioNTech COVID-19 Vaccine). These data summarize the number of people who have received either their first dose or have completed the series for a COVID-19 vaccine. **A person can only be counted in one category, first dose or series complete.** For persons receiving Moderna or Pfizer vaccines, once they receive their second dose, they are moved from the first dose column to the series completed column. **Because of this, the total first dose category may show a change from report to report not matching the total receiving their first dose from the previous day.** Persons receiving Johnson & Johnson vaccines will always be counted in the series completed column.

COVID-19 doses for vaccinated persons in Florida

Doses administered 1,150,463

People receiving one dose of a 1-dose series (Johnson & Johnson) or receiving only one dose of a 2-dose series (Moderna, Pfizer) count once. Persons receiving both doses of a 2-dose series count twice.

Current status of persons vaccinated for COVID-19 in Florida

Total people vaccinated 679,348

First dose 164,301

Series completed 515,047

Completed 1-dose series 43,932

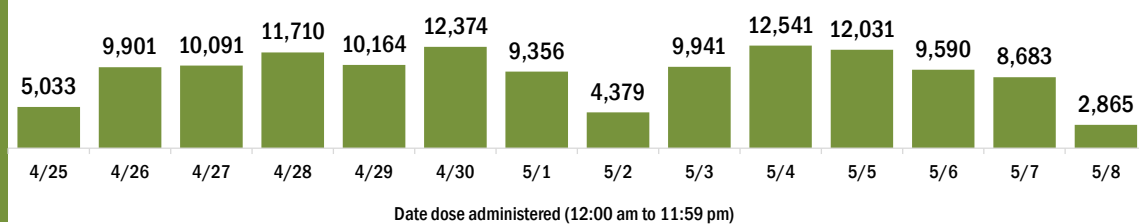
Completed 2-dose series 471,115

First dose: current number of people who have only received their first dose of the Moderna or Pfizer vaccine.

Series complete: current number of people who have received both Moderna or Pfizer vaccine doses or one Johnson & Johnson dose and are considered fully immunized.

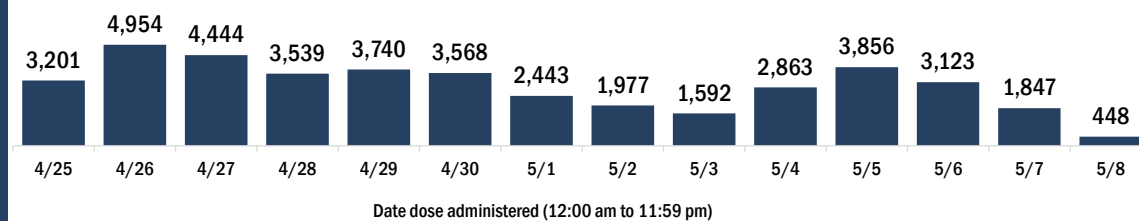
Demographic summary	First dose	Series complete	Total people vaccinated
Age group	164,301	515,047	679,348
16-24 years	17,072	19,394	36,466
25-34 years	20,547	30,321	50,868
35-44 years	23,768	44,533	68,301
45-54 years	26,899	66,332	93,231
55-64 years	29,310	100,251	129,561
65-74 years	23,739	130,687	154,426
75-84 years	15,647	87,833	103,480
85+ years	7,319	35,696	43,015
Race	164,301	515,047	679,348
White	94,704	329,832	424,536
Black	14,695	28,719	43,414
American Indian/Alaskan	768	1,475	2,243
Other	18,543	48,749	67,292
Unknown	35,591	106,272	141,863
Other race includes Asian, native Hawaiian/Pacific Islander, or other.			
Ethnicity	164,301	515,047	679,348
Hispanic	30,615	52,635	83,250
Non-Hispanic	71,703	267,260	338,963
Unknown	61,983	195,152	257,135
Gender	164,301	515,047	679,348
Female	86,276	289,597	375,873
Male	77,501	225,076	302,577
Unknown	524	374	898

COVID-19 doses administered for the past 2 weeks

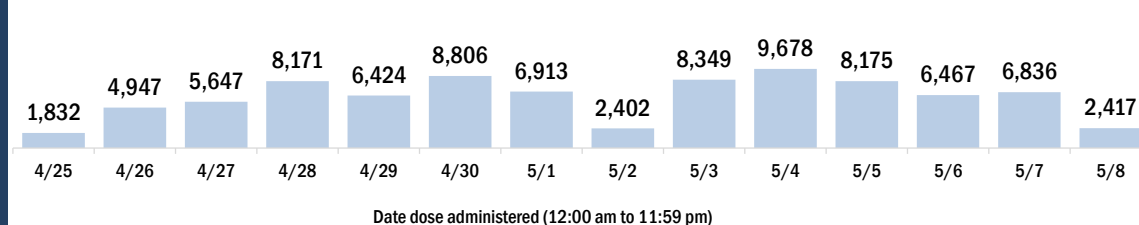


Persons vaccinated for COVID-19 for the past 2 weeks

Number of persons who received their first dose of a two-dose series of the COVID-19 vaccine



Number of persons who completed the COVID-19 vaccine series



COVID-19: Pasco County vaccine summary

Vaccination data through May 8, 2021 as of May 9, 2021 at 12:05 AM

Data in this report are provisional and subject to change.

Data in this summary pertain to COVID-19 vaccines approved by the U.S. Food and Drug Administration and have been issued an Emergency Use Authorization (Janssen COVID-19 Vaccine, Moderna COVID-19 Vaccine and Pfizer-BioNTech COVID-19 Vaccine). These data summarize the number of people who have received either their first dose or have completed the series for a COVID-19 vaccine. **A person can only be counted in one category, first dose or series complete.** For persons receiving Moderna or Pfizer vaccines, once they receive their second dose, they are moved from the first dose column to the series completed column. **Because of this, the total first dose category may show a change from report to report not matching the total receiving their first dose from the previous day.** Persons receiving Johnson & Johnson vaccines will always be counted in the series completed column.

COVID-19 doses for vaccinated persons in Florida

Doses administered 358,325

People receiving one dose of a 1-dose series (Johnson & Johnson) or receiving only one dose of a 2-dose series (Moderna, Pfizer) count once. Persons receiving both doses of a 2-dose series count twice.

Current status of persons vaccinated for COVID-19 in Florida

Total people vaccinated 210,115

First dose 48,353

Series completed 161,762

Completed 1-dose series 13,552

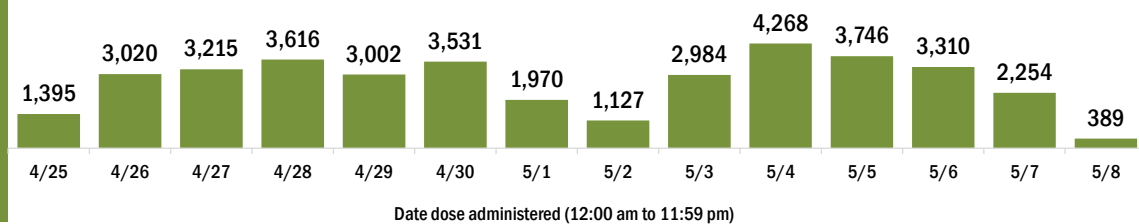
Completed 2-dose series 148,210

First dose: current number of people who have only received their first dose of the Moderna or Pfizer vaccine.

Series complete: current number of people who have received both Moderna or Pfizer vaccine doses or one Johnson & Johnson dose and are considered fully immunized.

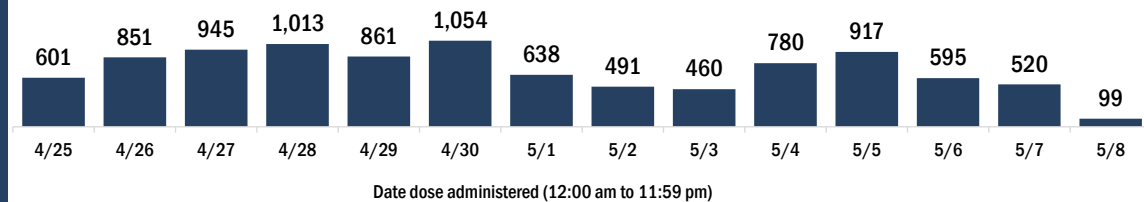
Demographic summary	First dose	Series complete	Total people vaccinated
Age group	48,353	161,762	210,115
16-24 years	5,092	6,221	11,313
25-34 years	5,124	8,736	13,860
35-44 years	6,591	15,020	21,611
45-54 years	7,510	21,653	29,163
55-64 years	8,577	32,187	40,764
65-74 years	8,325	43,814	52,139
75-84 years	5,368	26,292	31,660
85+ years	1,766	7,839	9,605
Race	48,353	161,762	210,115
White	32,971	121,510	154,481
Black	1,996	4,714	6,710
American Indian/Alaskan	262	591	853
Other	5,417	15,345	20,762
Unknown	7,707	19,602	27,309
Other race includes Asian, native Hawaiian/Pacific Islander, or other.			
Ethnicity	48,353	161,762	210,115
Hispanic	4,782	10,072	14,854
Non-Hispanic	24,393	97,848	122,241
Unknown	19,178	53,842	73,020
Gender	48,353	161,762	210,115
Female	25,828	92,593	118,421
Male	22,480	69,053	91,533
Unknown	45	116	161

COVID-19 doses administered for the past 2 weeks

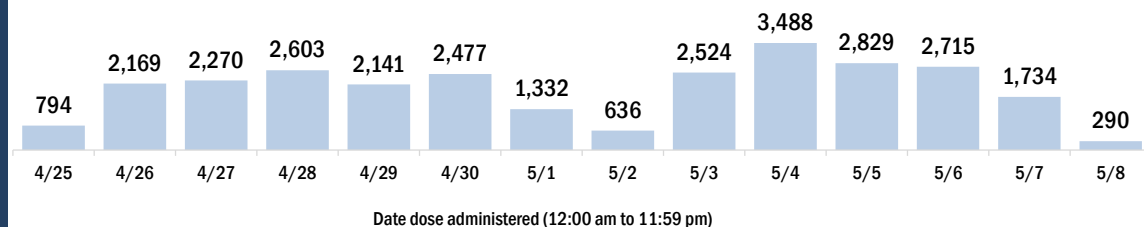


Persons vaccinated for COVID-19 for the past 2 weeks

Number of persons who received their first dose of a two-dose series of the COVID-19 vaccine



Number of persons who completed the COVID-19 vaccine series



COVID-19: Pinellas County vaccine summary

Vaccination data through May 8, 2021 as of May 9, 2021 at 12:05 AM

Data in this report are provisional and subject to change.

Data in this summary pertain to COVID-19 vaccines approved by the U.S. Food and Drug Administration and have been issued an Emergency Use Authorization (Janssen COVID-19 Vaccine, Moderna COVID-19 Vaccine and Pfizer-BioNTech COVID-19 Vaccine). These data summarize the number of people who have received either their first dose or have completed the series for a COVID-19 vaccine. **A person can only be counted in one category, first dose or series complete.** For persons receiving Moderna or Pfizer vaccines, once they receive their second dose, they are moved from the first dose column to the series completed column. **Because of this, the total first dose category may show a change from report to report not matching the total receiving their first dose from the previous day.** Persons receiving Johnson & Johnson vaccines will always be counted in the series completed column.

COVID-19 doses for vaccinated persons in Florida

Doses administered 769,610

People receiving one dose of a 1-dose series (Johnson & Johnson) or receiving only one dose of a 2-dose series (Moderna, Pfizer) count once. Persons receiving both doses of a 2-dose series count twice.

Current status of persons vaccinated for COVID-19 in Florida

Total people vaccinated 440,992

First dose 89,306

Series completed 351,686

Completed 1-dose series 23,068

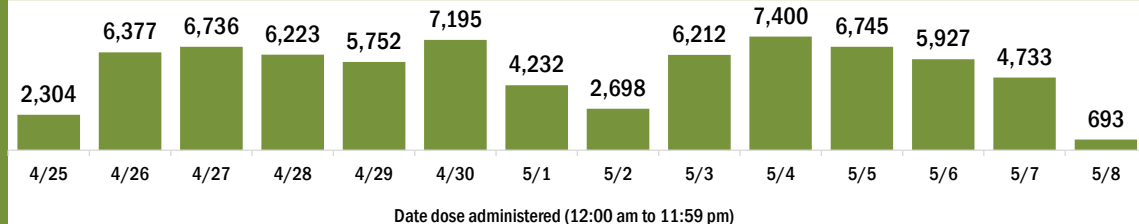
Completed 2-dose series 328,618

First dose: current number of people who have only received their first dose of the Moderna or Pfizer vaccine.

Series complete: current number of people who have received both Moderna or Pfizer vaccine doses or one Johnson & Johnson dose and are considered fully immunized.

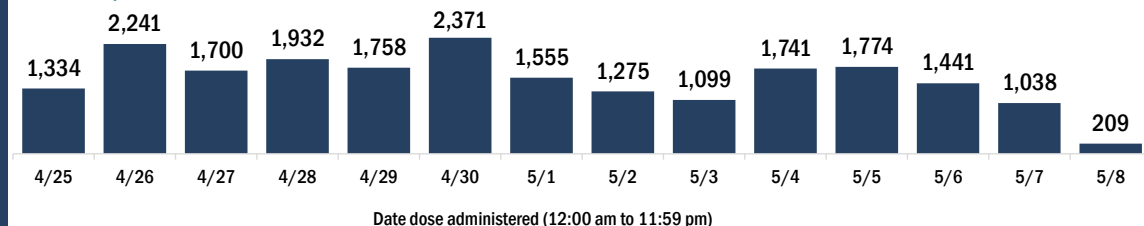
Demographic summary	First dose	Series complete	Total people vaccinated
Age group	89,306	351,686	440,992
16-24 years	9,791	11,675	21,466
25-34 years	12,728	22,967	35,695
35-44 years	12,607	29,978	42,585
45-54 years	12,987	44,491	57,478
55-64 years	16,155	79,947	96,102
65-74 years	13,586	94,286	107,872
75-84 years	7,911	49,644	57,555
85+ years	3,541	18,698	22,239
Race	89,306	351,686	440,992
White	56,895	263,065	319,960
Black	5,705	14,995	20,700
American Indian/Alaskan	381	820	1,201
Other	9,185	28,618	37,803
Unknown	17,140	44,188	61,328
Other race includes Asian, native Hawaiian/Pacific Islander, or other.			
Ethnicity	89,306	351,686	440,992
Hispanic	5,196	12,324	17,520
Non-Hispanic	46,755	220,750	267,505
Unknown	37,355	118,612	155,967
Gender	89,306	351,686	440,992
Female	47,354	199,484	246,838
Male	41,743	151,633	193,376
Unknown	209	569	778

COVID-19 doses administered for the past 2 weeks

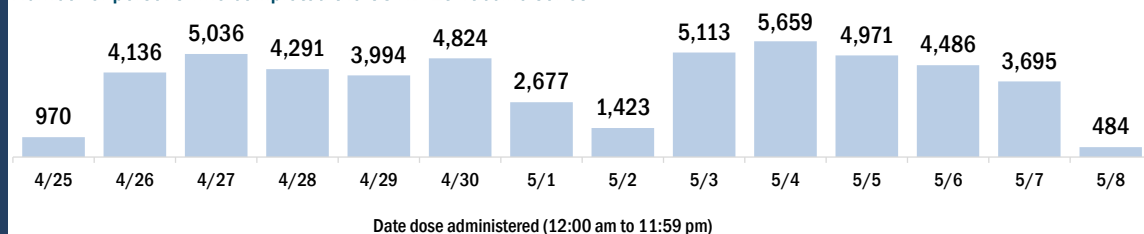


Persons vaccinated for COVID-19 for the past 2 weeks

Number of persons who received their first dose of a two-dose series of the COVID-19 vaccine



Number of persons who completed the COVID-19 vaccine series



COVID-19: Polk County vaccine summary

Vaccination data through May 8, 2021 as of May 9, 2021 at 12:05 AM

Data in this report are provisional and subject to change.

Data in this summary pertain to COVID-19 vaccines approved by the U.S. Food and Drug Administration and have been issued an Emergency Use Authorization (Janssen COVID-19 Vaccine, Moderna COVID-19 Vaccine and Pfizer-BioNTech COVID-19 Vaccine). These data summarize the number of people who have received either their first dose or have completed the series for a COVID-19 vaccine. **A person can only be counted in one category, first dose or series complete.** For persons receiving Moderna or Pfizer vaccines, once they receive their second dose, they are moved from the first dose column to the series completed column. **Because of this, the total first dose category may show a change from report to report not matching the total receiving their first dose from the previous day.** Persons receiving Johnson & Johnson vaccines will always be counted in the series completed column.

COVID-19 doses for vaccinated persons in Florida

Doses administered 419,970

People receiving one dose of a 1-dose series (Johnson & Johnson) or receiving only one dose of a 2-dose series (Moderna, Pfizer) count once. Persons receiving both doses of a 2-dose series count twice.

Current status of persons vaccinated for COVID-19 in Florida

Total people vaccinated 250,735

First dose 68,755

Series completed 181,980

Completed 1-dose series 12,745

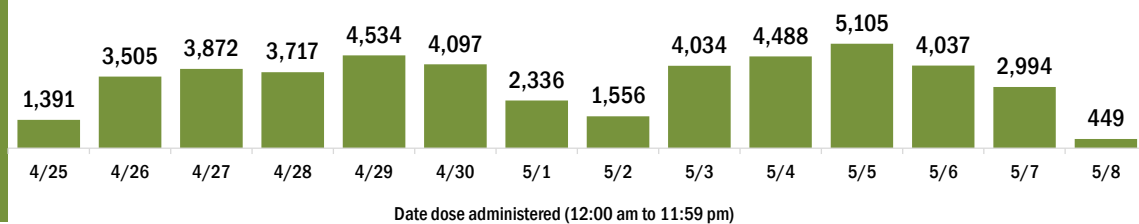
Completed 2-dose series 169,235

First dose: current number of people who have only received their first dose of the Moderna or Pfizer vaccine.

Series complete: current number of people who have received both Moderna or Pfizer vaccine doses or one Johnson & Johnson dose and are considered fully immunized.

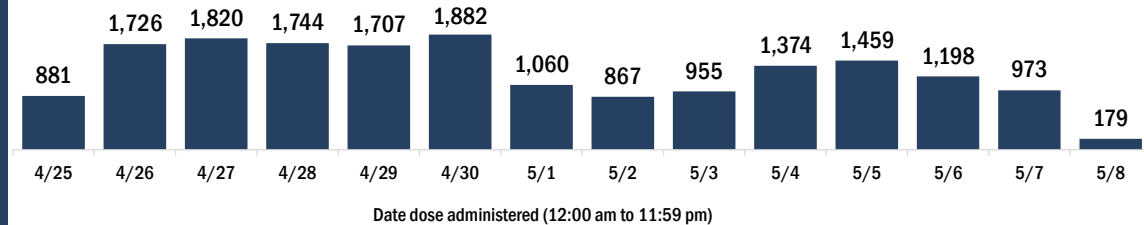
Demographic summary	First dose	Series complete	Total people vaccinated
Age group	68,755	181,980	250,735
16-24 years	7,145	6,234	13,379
25-34 years	8,947	11,092	20,039
35-44 years	9,987	15,036	25,023
45-54 years	10,771	22,098	32,869
55-64 years	11,815	35,771	47,586
65-74 years	10,988	51,893	62,881
75-84 years	6,774	30,920	37,694
85+ years	2,328	8,936	11,264
Race	68,755	181,980	250,735
White	40,627	127,831	168,458
Black	6,272	12,385	18,657
American Indian/Alaskan	488	848	1,336
Other	8,361	16,090	24,451
Unknown	13,007	24,826	37,833
Other race includes Asian, native Hawaiian/Pacific Islander, or other.			
Ethnicity	68,755	181,980	250,735
Hispanic	13,859	20,824	34,683
Non-Hispanic	28,924	103,032	131,956
Unknown	25,972	58,124	84,096
Gender	68,755	181,980	250,735
Female	35,846	102,854	138,700
Male	32,790	79,024	111,814
Unknown	119	102	221

COVID-19 doses administered for the past 2 weeks

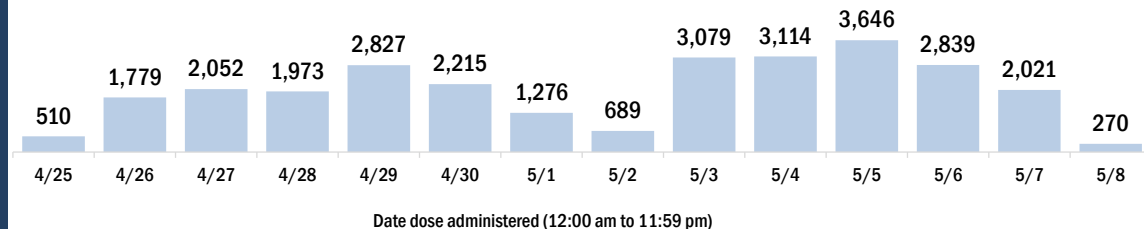


Persons vaccinated for COVID-19 for the past 2 weeks

Number of persons who received their first dose of a two-dose series of the COVID-19 vaccine



Number of persons who completed the COVID-19 vaccine series



COVID-19: Putnam County vaccine summary

Vaccination data through May 8, 2021 as of May 9, 2021 at 12:05 AM

Data in this report are provisional and subject to change.

Data in this summary pertain to COVID-19 vaccines approved by the U.S. Food and Drug Administration and have been issued an Emergency Use Authorization (Janssen COVID-19 Vaccine, Moderna COVID-19 Vaccine and Pfizer-BioNTech COVID-19 Vaccine). These data summarize the number of people who have received either their first dose or have completed the series for a COVID-19 vaccine. **A person can only be counted in one category, first dose or series complete.** For persons receiving Moderna or Pfizer vaccines, once they receive their second dose, they are moved from the first dose column to the series completed column. **Because of this, the total first dose category may show a change from report to report not matching the total receiving their first dose from the previous day.** Persons receiving Johnson & Johnson vaccines will always be counted in the series completed column.

COVID-19 doses for vaccinated persons in Florida

Doses administered 31,968

People receiving one dose of a 1-dose series (Johnson & Johnson) or receiving only one dose of a 2-dose series (Moderna, Pfizer) count once. Persons receiving both doses of a 2-dose series count twice.

Current status of persons vaccinated for COVID-19 in Florida

Total people vaccinated 19,049

First dose 5,193

Series completed 13,856

Completed 1-dose series 937

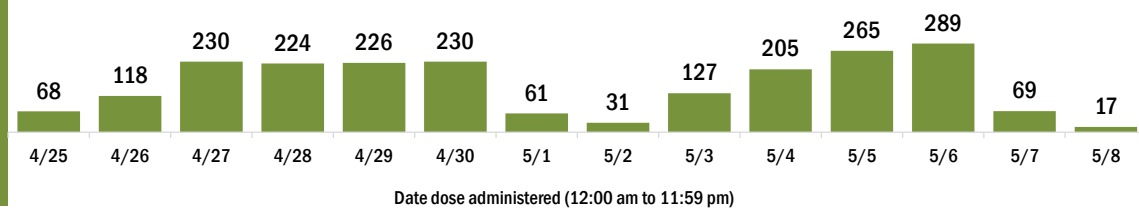
Completed 2-dose series 12,919

First dose: current number of people who have only received their first dose of the Moderna or Pfizer vaccine.

Series complete: current number of people who have received both Moderna or Pfizer vaccine doses or one Johnson & Johnson dose and are considered fully immunized.

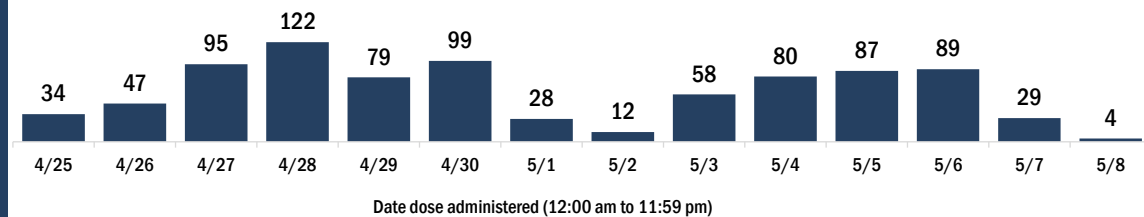
Demographic summary	First dose	Series complete	Total people vaccinated
Age group	5,193	13,856	19,049
16-24 years	286	247	533
25-34 years	378	476	854
35-44 years	462	687	1,149
45-54 years	625	1,297	1,922
55-64 years	1,121	3,083	4,204
65-74 years	1,324	4,728	6,052
75-84 years	755	2,548	3,303
85+ years	242	790	1,032
Race	5,193	13,856	19,049
White	3,778	10,822	14,600
Black	547	1,470	2,017
American Indian/Alaskan	49	103	152
Other	460	793	1,253
Unknown	359	668	1,027
Other race includes Asian, native Hawaiian/Pacific Islander, or other.			
Ethnicity	5,193	13,856	19,049
Hispanic	350	611	961
Non-Hispanic	3,881	10,936	14,817
Unknown	962	2,309	3,271
Gender	5,193	13,856	19,049
Female	2,692	7,911	10,603
Male	2,487	5,939	8,426
Unknown	14	6	20

COVID-19 doses administered for the past 2 weeks

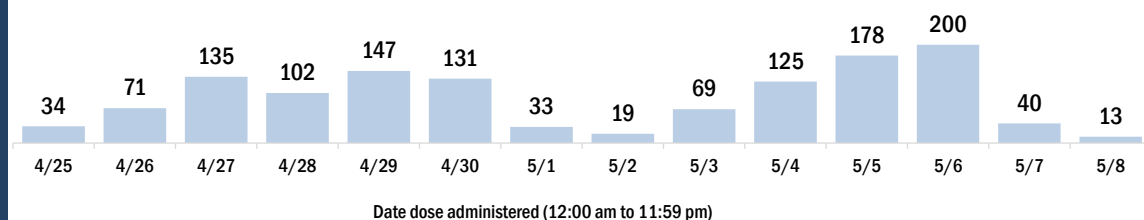


Persons vaccinated for COVID-19 for the past 2 weeks

Number of persons who received their first dose of a two-dose series of the COVID-19 vaccine



Number of persons who completed the COVID-19 vaccine series



COVID-19: Santa Rosa County vaccine summary

Vaccination data through May 8, 2021 as of May 9, 2021 at 12:05 AM

Data in this report are provisional and subject to change.

Data in this summary pertain to COVID-19 vaccines approved by the U.S. Food and Drug Administration and have been issued an Emergency Use Authorization (Janssen COVID-19 Vaccine, Moderna COVID-19 Vaccine and Pfizer-BioNTech COVID-19 Vaccine). These data summarize the number of people who have received either their first dose or have completed the series for a COVID-19 vaccine. **A person can only be counted in one category, first dose or series complete.** For persons receiving Moderna or Pfizer vaccines, once they receive their second dose, they are moved from the first dose column to the series completed column. **Because of this, the total first dose category may show a change from report to report not matching the total receiving their first dose from the previous day.** Persons receiving Johnson & Johnson vaccines will always be counted in the series completed column.

COVID-19 doses for vaccinated persons in Florida

Doses administered 102,511

People receiving one dose of a 1-dose series (Johnson & Johnson) or receiving only one dose of a 2-dose series (Moderna, Pfizer) count once. Persons receiving both doses of a 2-dose series count twice.

Current status of persons vaccinated for COVID-19 in Florida

Total people vaccinated 59,397

First dose 13,567

Series completed 45,830

Completed 1-dose series 2,716

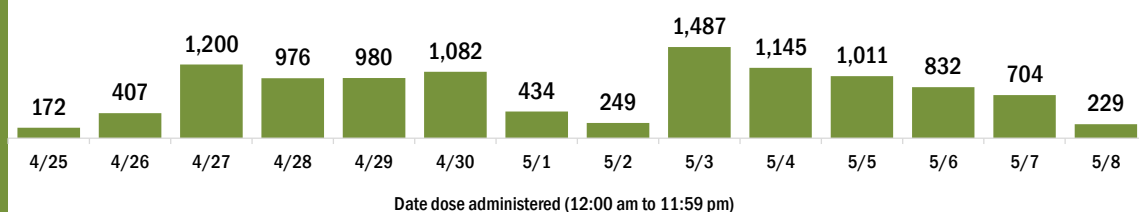
Completed 2-dose series 43,114

First dose: current number of people who have only received their first dose of the Moderna or Pfizer vaccine.

Series complete: current number of people who have received both Moderna or Pfizer vaccine doses or one Johnson & Johnson dose and are considered fully immunized.

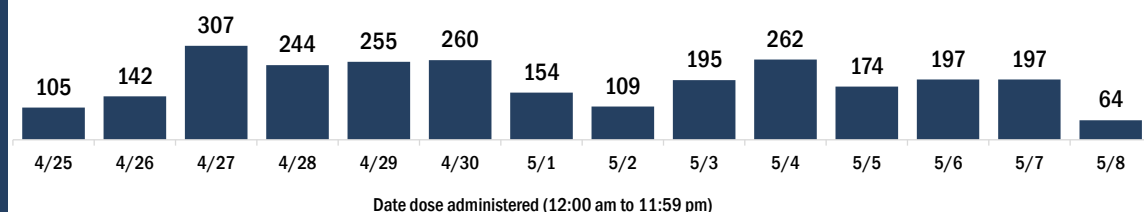
Demographic summary	First dose	Series complete	Total people vaccinated
Age group	13,567	45,830	59,397
16-24 years	1,511	1,673	3,184
25-34 years	1,590	2,677	4,267
35-44 years	1,970	4,153	6,123
45-54 years	2,142	6,102	8,244
55-64 years	2,667	10,334	13,001
65-74 years	2,224	12,882	15,106
75-84 years	1,093	6,243	7,336
85+ years	370	1,766	2,136
Race	13,567	45,830	59,397
White	8,561	33,652	42,213
Black	732	1,648	2,380
American Indian/Alaskan	73	273	346
Other	1,120	3,119	4,239
Unknown	3,081	7,138	10,219
Other race includes Asian, native Hawaiian/Pacific Islander, or other.			
Ethnicity	13,567	45,830	59,397
Hispanic	706	1,383	2,089
Non-Hispanic	7,747	30,775	38,522
Unknown	5,114	13,672	18,786
Gender	13,567	45,830	59,397
Female	7,078	25,598	32,676
Male	6,477	20,216	26,693
Unknown	12	16	28

COVID-19 doses administered for the past 2 weeks

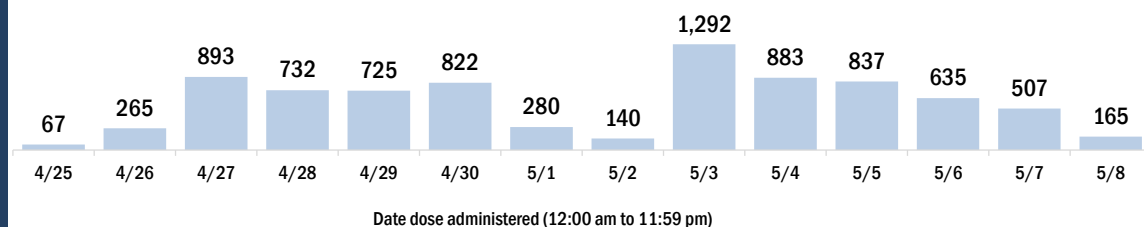


Persons vaccinated for COVID-19 for the past 2 weeks

Number of persons who received their first dose of a two-dose series of the COVID-19 vaccine



Number of persons who completed the COVID-19 vaccine series



COVID-19: Sarasota County vaccine summary

Vaccination data through May 8, 2021 as of May 9, 2021 at 12:05 AM

Data in this report are provisional and subject to change.

Data in this summary pertain to COVID-19 vaccines approved by the U.S. Food and Drug Administration and have been issued an Emergency Use Authorization (Janssen COVID-19 Vaccine, Moderna COVID-19 Vaccine and Pfizer-BioNTech COVID-19 Vaccine). These data summarize the number of people who have received either their first dose or have completed the series for a COVID-19 vaccine. **A person can only be counted in one category, first dose or series complete.** For persons receiving Moderna or Pfizer vaccines, once they receive their second dose, they are moved from the first dose column to the series completed column. **Because of this, the total first dose category may show a change from report to report not matching the total receiving their first dose from the previous day.** Persons receiving Johnson & Johnson vaccines will always be counted in the series completed column.

COVID-19 doses for vaccinated persons in Florida

Doses administered 420,448

People receiving one dose of a 1-dose series (Johnson & Johnson) or receiving only one dose of a 2-dose series (Moderna, Pfizer) count once. Persons receiving both doses of a 2-dose series count twice.

Current status of persons vaccinated for COVID-19 in Florida

Total people vaccinated 242,868

First dose 55,184

Series completed 187,684

Completed 1-dose series 10,104

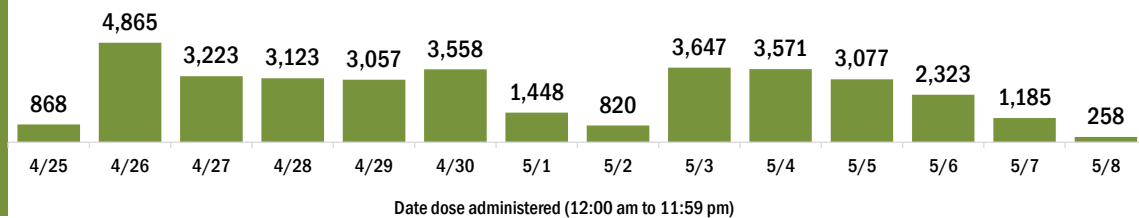
Completed 2-dose series 177,580

First dose: current number of people who have only received their first dose of the Moderna or Pfizer vaccine.

Series complete: current number of people who have received both Moderna or Pfizer vaccine doses or one Johnson & Johnson dose and are considered fully immunized.

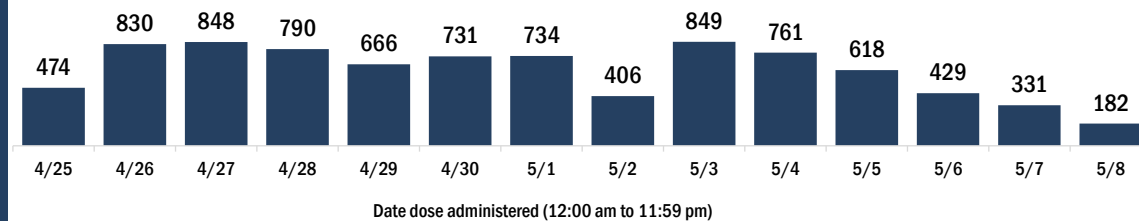
Demographic summary	First dose	Series complete	Total people vaccinated
Age group	55,184	187,684	242,868
16-24 years	4,417	4,013	8,430
25-34 years	4,190	5,968	10,158
35-44 years	5,057	8,879	13,936
45-54 years	6,625	15,347	21,972
55-64 years	9,786	33,917	43,703
65-74 years	12,902	64,074	76,976
75-84 years	8,652	41,123	49,775
85+ years	3,555	14,363	17,918
Race	55,184	187,684	242,868
White	40,814	149,249	190,063
Black	1,292	2,696	3,988
American Indian/Alaskan	201	650	851
Other	4,121	12,416	16,537
Unknown	8,756	22,673	31,429
Other race includes Asian, native Hawaiian/Pacific Islander, or other.			
Ethnicity	55,184	187,684	242,868
Hispanic	4,521	6,703	11,224
Non-Hispanic	32,247	126,198	158,445
Unknown	18,416	54,783	73,199
Gender	55,184	187,684	242,868
Female	29,167	105,327	134,494
Male	25,897	82,232	108,129
Unknown	120	125	245

COVID-19 doses administered for the past 2 weeks

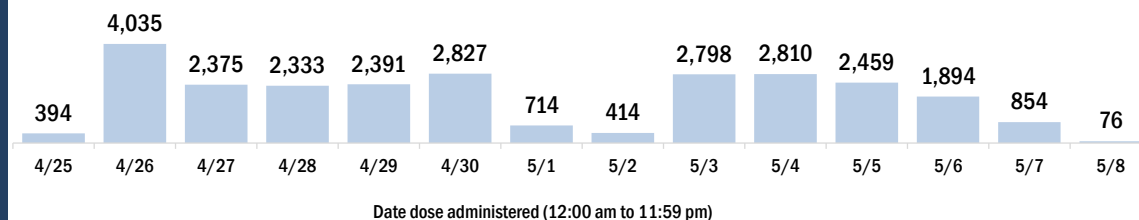


Persons vaccinated for COVID-19 for the past 2 weeks

Number of persons who received their first dose of a two-dose series of the COVID-19 vaccine



Number of persons who completed the COVID-19 vaccine series



COVID-19: Seminole County vaccine summary

Vaccination data through May 8, 2021 as of May 9, 2021 at 12:05 AM

Data in this report are provisional and subject to change.

Data in this summary pertain to COVID-19 vaccines approved by the U.S. Food and Drug Administration and have been issued an Emergency Use Authorization (Janssen COVID-19 Vaccine, Moderna COVID-19 Vaccine and Pfizer-BioNTech COVID-19 Vaccine). These data summarize the number of people who have received either their first dose or have completed the series for a COVID-19 vaccine. **A person can only be counted in one category, first dose or series complete.** For persons receiving Moderna or Pfizer vaccines, once they receive their second dose, they are moved from the first dose column to the series completed column. **Because of this, the total first dose category may show a change from report to report not matching the total receiving their first dose from the previous day.** Persons receiving Johnson & Johnson vaccines will always be counted in the series completed column.

COVID-19 doses for vaccinated persons in Florida

Doses administered 320,618

People receiving one dose of a 1-dose series (Johnson & Johnson) or receiving only one dose of a 2-dose series (Moderna, Pfizer) count once. Persons receiving both doses of a 2-dose series count twice.

Current status of persons vaccinated for COVID-19 in Florida

Total people vaccinated 185,275

First dose 38,669

Series completed 146,606

Completed 1-dose series 11,263

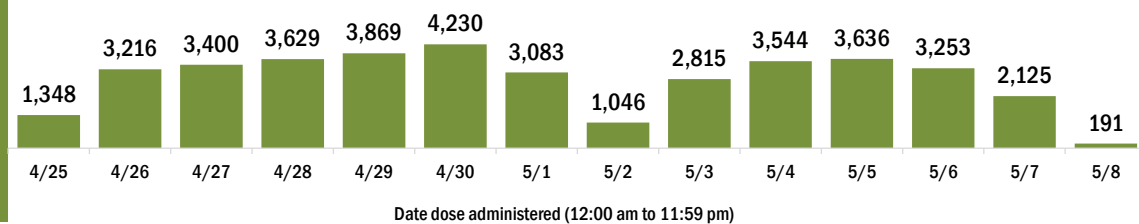
Completed 2-dose series 135,343

First dose: current number of people who have only received their first dose of the Moderna or Pfizer vaccine.

Series complete: current number of people who have received both Moderna or Pfizer vaccine doses or one Johnson & Johnson dose and are considered fully immunized.

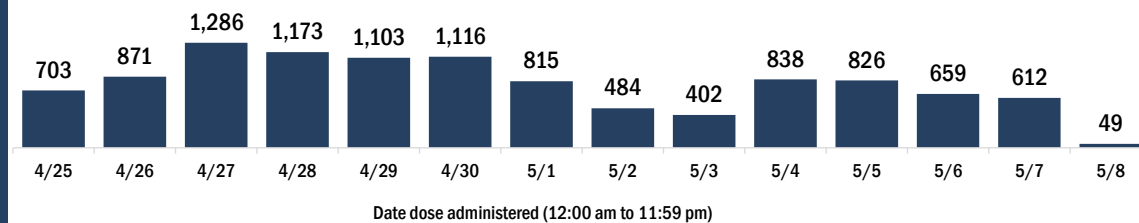
Demographic summary	First dose	Series complete	Total people vaccinated
Age group	38,669	146,606	185,275
16-24 years	6,714	10,291	17,005
25-34 years	7,132	13,954	21,086
35-44 years	7,359	19,538	26,897
45-54 years	6,450	23,824	30,274
55-64 years	5,742	29,450	35,192
65-74 years	2,991	29,651	32,642
75-84 years	1,557	14,434	15,991
85+ years	724	5,464	6,188
Race	38,669	146,606	185,275
White	22,735	103,076	125,811
Black	3,136	9,556	12,692
American Indian/Alaskan	191	616	807
Other	6,372	21,270	27,642
Unknown	6,235	12,088	18,323
Other race includes Asian, native Hawaiian/Pacific Islander, or other.			
Ethnicity	38,669	146,606	185,275
Hispanic	6,875	17,761	24,636
Non-Hispanic	18,242	93,857	112,099
Unknown	13,552	34,988	48,540
Gender	38,669	146,606	185,275
Female	20,114	82,404	102,518
Male	18,457	64,077	82,534
Unknown	98	125	223

COVID-19 doses administered for the past 2 weeks

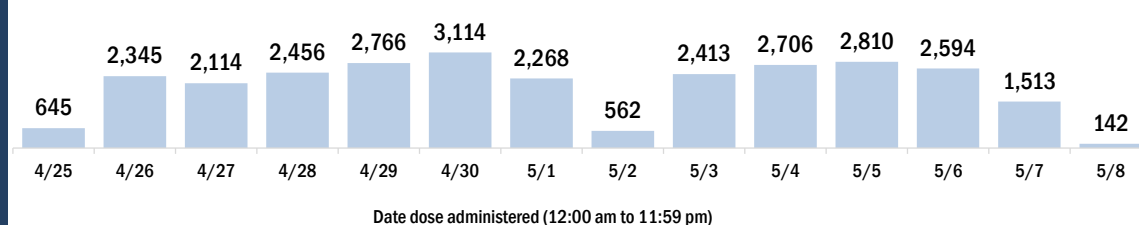


Persons vaccinated for COVID-19 for the past 2 weeks

Number of persons who received their first dose of a two-dose series of the COVID-19 vaccine



Number of persons who completed the COVID-19 vaccine series



COVID-19: St. Johns County vaccine summary

Vaccination data through May 8, 2021 as of May 9, 2021 at 12:05 AM

Data in this report are provisional and subject to change.

Data in this summary pertain to COVID-19 vaccines approved by the U.S. Food and Drug Administration and have been issued an Emergency Use Authorization (Janssen COVID-19 Vaccine, Moderna COVID-19 Vaccine and Pfizer-BioNTech COVID-19 Vaccine). These data summarize the number of people who have received either their first dose or have completed the series for a COVID-19 vaccine. **A person can only be counted in one category, first dose or series complete.** For persons receiving Moderna or Pfizer vaccines, once they receive their second dose, they are moved from the first dose column to the series completed column. **Because of this, the total first dose category may show a change from report to report not matching the total receiving their first dose from the previous day.** Persons receiving Johnson & Johnson vaccines will always be counted in the series completed column.

COVID-19 doses for vaccinated persons in Florida

Doses administered 233,138

People receiving one dose of a 1-dose series (Johnson & Johnson) or receiving only one dose of a 2-dose series (Moderna, Pfizer) count once. Persons receiving both doses of a 2-dose series count twice.

Current status of persons vaccinated for COVID-19 in Florida

Total people vaccinated 128,771

First dose 18,338

Series completed 110,433

Completed 1-dose series 6,066

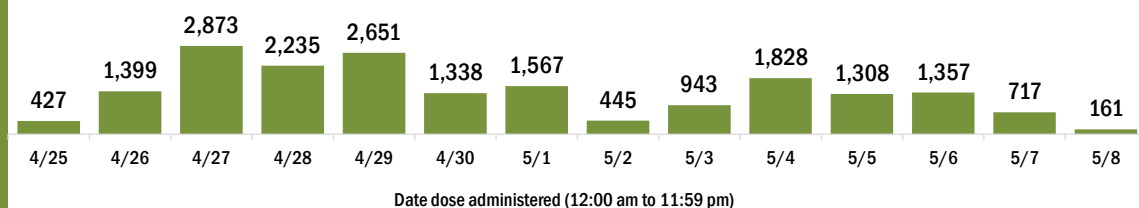
Completed 2-dose series 104,367

First dose: current number of people who have only received their first dose of the Moderna or Pfizer vaccine.

Series complete: current number of people who have received both Moderna or Pfizer vaccine doses or one Johnson & Johnson dose and are considered fully immunized.

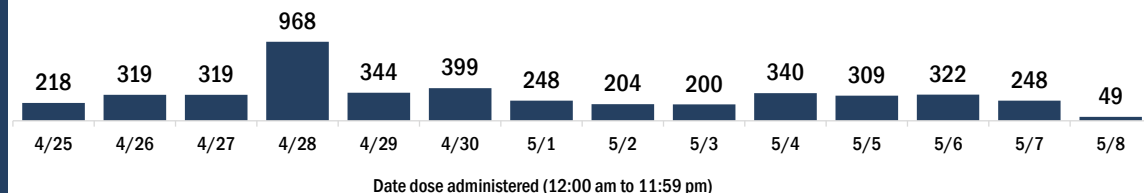
Demographic summary	First dose	Series complete	Total people vaccinated
Age group	18,338	110,433	128,771
16-24 years	2,973	5,587	8,560
25-34 years	2,283	6,189	8,472
35-44 years	3,183	13,508	16,691
45-54 years	3,140	16,573	19,713
55-64 years	3,004	22,404	25,408
65-74 years	2,173	28,318	30,491
75-84 years	1,123	13,804	14,927
85+ years	459	4,050	4,509
Race	18,338	110,433	128,771
White	11,333	82,671	94,004
Black	765	3,246	4,011
American Indian/Alaskan	54	311	365
Other	2,215	10,508	12,723
Unknown	3,971	13,697	17,668
Other race includes Asian, native Hawaiian/Pacific Islander, or other.			
Ethnicity	18,338	110,433	128,771
Hispanic	1,194	4,621	5,815
Non-Hispanic	9,710	73,496	83,206
Unknown	7,434	32,316	39,750
Gender	18,338	110,433	128,771
Female	9,522	61,013	70,535
Male	8,787	49,402	58,189
Unknown	29	18	47

COVID-19 doses administered for the past 2 weeks

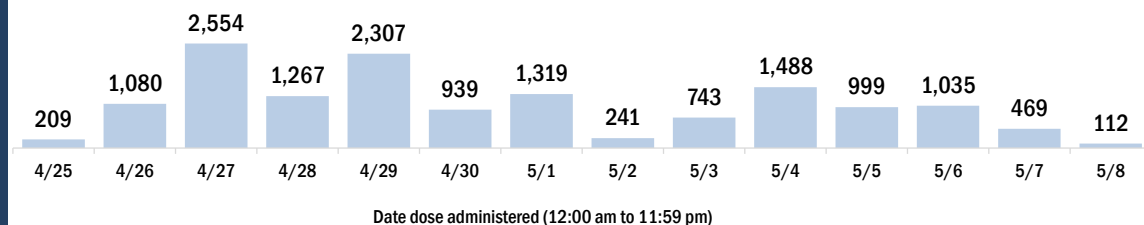


Persons vaccinated for COVID-19 for the past 2 weeks

Number of persons who received their first dose of a two-dose series of the COVID-19 vaccine



Number of persons who completed the COVID-19 vaccine series



COVID-19: St. Lucie County vaccine summary

Vaccination data through May 8, 2021 as of May 9, 2021 at 12:05 AM

Data in this report are provisional and subject to change.

Data in this summary pertain to COVID-19 vaccines approved by the U.S. Food and Drug Administration and have been issued an Emergency Use Authorization (Janssen COVID-19 Vaccine, Moderna COVID-19 Vaccine and Pfizer-BioNTech COVID-19 Vaccine). These data summarize the number of people who have received either their first dose or have completed the series for a COVID-19 vaccine. **A person can only be counted in one category, first dose or series complete.** For persons receiving Moderna or Pfizer vaccines, once they receive their second dose, they are moved from the first dose column to the series completed column. **Because of this, the total first dose category may show a change from report to report not matching the total receiving their first dose from the previous day.** Persons receiving Johnson & Johnson vaccines will always be counted in the series completed column.

COVID-19 doses for vaccinated persons in Florida

Doses administered 214,984

People receiving one dose of a 1-dose series (Johnson & Johnson) or receiving only one dose of a 2-dose series (Moderna, Pfizer) count once. Persons receiving both doses of a 2-dose series count twice.

Current status of persons vaccinated for COVID-19 in Florida

Total people vaccinated 125,344

First dose 31,511

Series completed 93,833

Completed 1-dose series 4,193

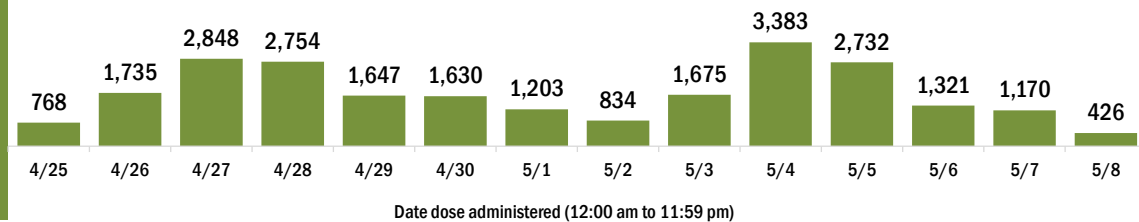
Completed 2-dose series 89,640

First dose: current number of people who have only received their first dose of the Moderna or Pfizer vaccine.

Series complete: current number of people who have received both Moderna or Pfizer vaccine doses or one Johnson & Johnson dose and are considered fully immunized.

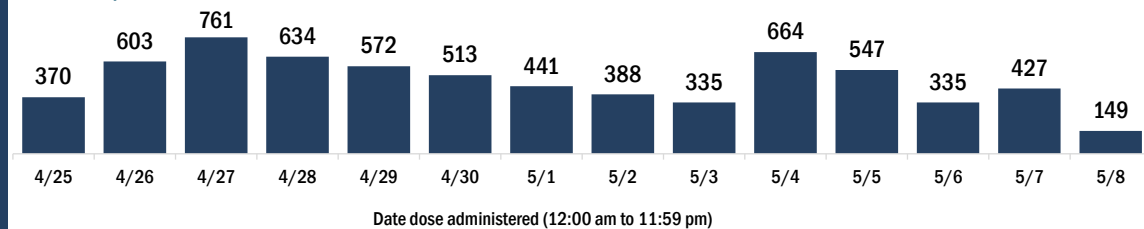
Demographic summary	First dose	Series complete	Total people vaccinated
Age group	31,511	93,833	125,344
16-24 years	2,666	2,882	5,548
25-34 years	2,922	4,183	7,105
35-44 years	3,785	6,457	10,242
45-54 years	4,720	10,670	15,390
55-64 years	6,587	19,472	26,059
65-74 years	6,071	28,903	34,974
75-84 years	3,517	16,337	19,854
85+ years	1,243	4,929	6,172
Race	31,511	93,833	125,344
White	18,795	61,241	80,036
Black	3,409	8,915	12,324
American Indian/Alaskan	168	438	606
Other	3,305	8,711	12,016
Unknown	5,834	14,528	20,362
Other race includes Asian, native Hawaiian/Pacific Islander, or other.			
Ethnicity	31,511	93,833	125,344
Hispanic	4,658	9,716	14,374
Non-Hispanic	14,254	52,794	67,048
Unknown	12,599	31,323	43,922
Gender	31,511	93,833	125,344
Female	16,679	52,917	69,596
Male	14,746	40,843	55,589
Unknown	86	73	159

COVID-19 doses administered for the past 2 weeks

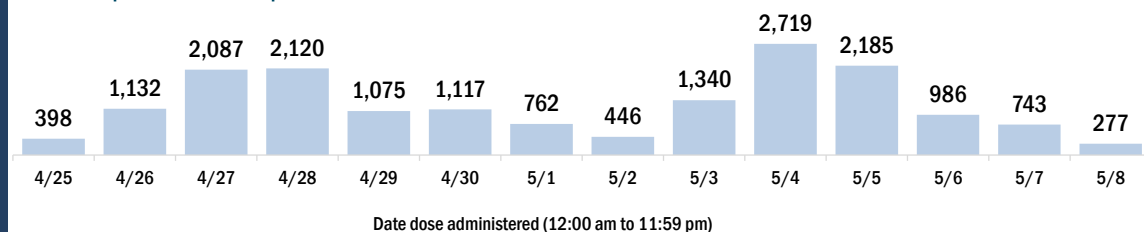


Persons vaccinated for COVID-19 for the past 2 weeks

Number of persons who received their first dose of a two-dose series of the COVID-19 vaccine



Number of persons who completed the COVID-19 vaccine series



COVID-19: Sumter County vaccine summary

Vaccination data through May 8, 2021 as of May 9, 2021 at 12:05 AM

Data in this report are provisional and subject to change.

Data in this summary pertain to COVID-19 vaccines approved by the U.S. Food and Drug Administration and have been issued an Emergency Use Authorization (Janssen COVID-19 Vaccine, Moderna COVID-19 Vaccine and Pfizer-BioNTech COVID-19 Vaccine). These data summarize the number of people who have received either their first dose or have completed the series for a COVID-19 vaccine. **A person can only be counted in one category, first dose or series complete.** For persons receiving Moderna or Pfizer vaccines, once they receive their second dose, they are moved from the first dose column to the series completed column. **Because of this, the total first dose category may show a change from report to report not matching the total receiving their first dose from the previous day.** Persons receiving Johnson & Johnson vaccines will always be counted in the series completed column.

COVID-19 doses for vaccinated persons in Florida

Doses administered 152,638

People receiving one dose of a 1-dose series (Johnson & Johnson) or receiving only one dose of a 2-dose series (Moderna, Pfizer) count once. Persons receiving both doses of a 2-dose series count twice.

Current status of persons vaccinated for COVID-19 in Florida

Total people vaccinated 84,145

First dose 11,337

Series completed 72,808

Completed 1-dose series 4,315

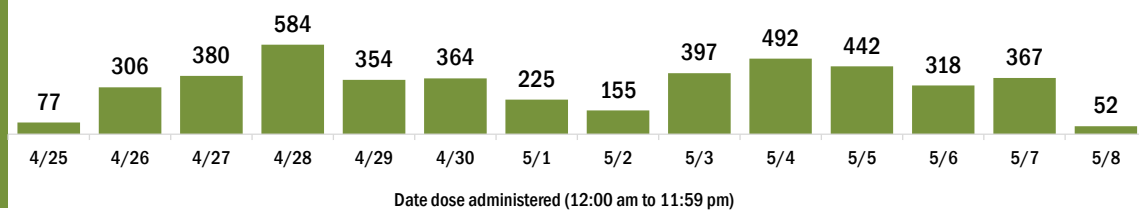
Completed 2-dose series 68,493

First dose: current number of people who have only received their first dose of the Moderna or Pfizer vaccine.

Series complete: current number of people who have received both Moderna or Pfizer vaccine doses or one Johnson & Johnson dose and are considered fully immunized.

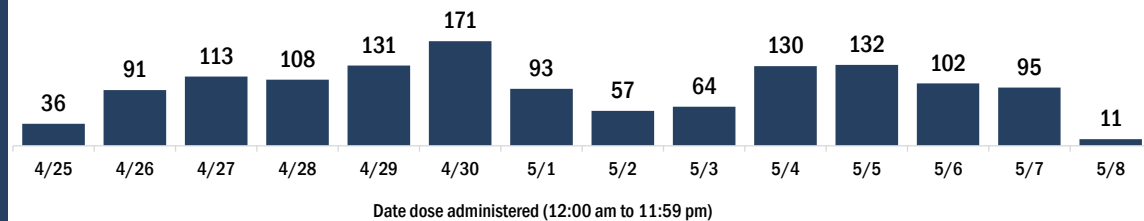
Demographic summary	First dose	Series complete	Total people vaccinated
Age group	11,337	72,808	84,145
16-24 years	299	278	577
25-34 years	490	510	1,000
35-44 years	695	757	1,452
45-54 years	1,016	1,694	2,710
55-64 years	2,374	8,567	10,941
65-74 years	3,394	33,973	37,367
75-84 years	2,470	23,120	25,590
85+ years	599	3,909	4,508
Race	11,337	72,808	84,145
White	8,447	61,287	69,734
Black	505	897	1,402
American Indian/Alaskan	28	161	189
Other	835	2,794	3,629
Unknown	1,522	7,669	9,191
Other race includes Asian, native Hawaiian/Pacific Islander, or other.			
Ethnicity	11,337	72,808	84,145
Hispanic	436	1,328	1,764
Non-Hispanic	7,204	48,893	56,097
Unknown	3,697	22,587	26,284
Gender	11,337	72,808	84,145
Female	5,845	40,603	46,448
Male	5,474	32,186	37,660
Unknown	18	19	37

COVID-19 doses administered for the past 2 weeks

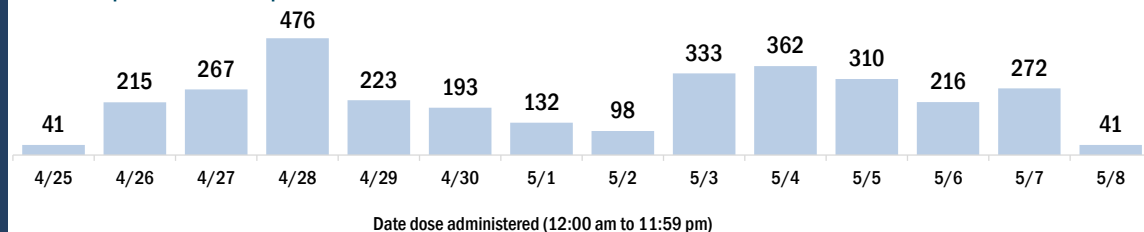


Persons vaccinated for COVID-19 for the past 2 weeks

Number of persons who received their first dose of a two-dose series of the COVID-19 vaccine



Number of persons who completed the COVID-19 vaccine series



COVID-19: Suwannee County vaccine summary

Vaccination data through May 8, 2021 as of May 9, 2021 at 12:05 AM

Data in this report are provisional and subject to change.

Data in this summary pertain to COVID-19 vaccines approved by the U.S. Food and Drug Administration and have been issued an Emergency Use Authorization (Janssen COVID-19 Vaccine, Moderna COVID-19 Vaccine and Pfizer-BioNTech COVID-19 Vaccine). These data summarize the number of people who have received either their first dose or have completed the series for a COVID-19 vaccine. **A person can only be counted in one category, first dose or series complete.** For persons receiving Moderna or Pfizer vaccines, once they receive their second dose, they are moved from the first dose column to the series completed column. **Because of this, the total first dose category may show a change from report to report not matching the total receiving their first dose from the previous day.** Persons receiving Johnson & Johnson vaccines will always be counted in the series completed column.

COVID-19 doses for vaccinated persons in Florida

Doses administered 18,189

People receiving one dose of a 1-dose series (Johnson & Johnson) or receiving only one dose of a 2-dose series (Moderna, Pfizer) count once. Persons receiving both doses of a 2-dose series count twice.

Current status of persons vaccinated for COVID-19 in Florida

Total people vaccinated 10,423

First dose 2,005

Series completed 8,418

Completed 1-dose series 652

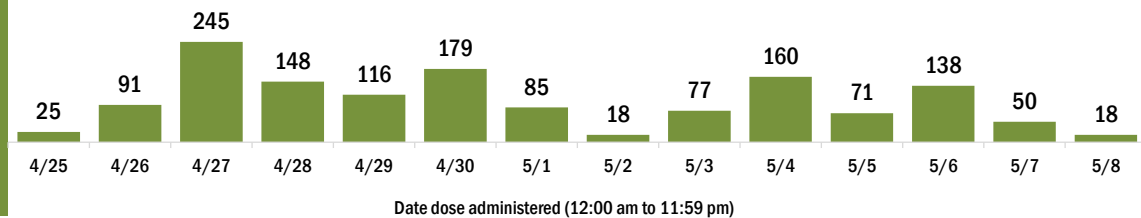
Completed 2-dose series 7,766

First dose: current number of people who have only received their first dose of the Moderna or Pfizer vaccine.

Series complete: current number of people who have received both Moderna or Pfizer vaccine doses or one Johnson & Johnson dose and are considered fully immunized.

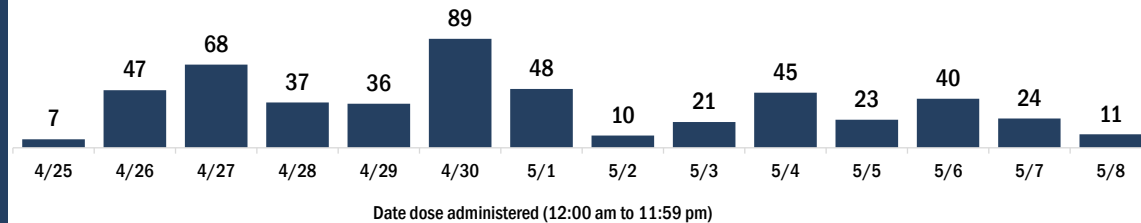
Demographic summary	First dose	Series complete	Total people vaccinated
Age group	2,005	8,418	10,423
16-24 years	178	181	359
25-34 years	219	249	468
35-44 years	267	426	693
45-54 years	323	724	1,047
55-64 years	522	1,789	2,311
65-74 years	263	2,773	3,036
75-84 years	169	1,703	1,872
85+ years	64	573	637
Race	2,005	8,418	10,423
White	1,251	5,916	7,167
Black	335	675	1,010
American Indian/Alaskan	7	11	18
Other	175	572	747
Unknown	237	1,244	1,481
Other race includes Asian, native Hawaiian/Pacific Islander, or other.			
Ethnicity	2,005	8,418	10,423
Hispanic	174	365	539
Non-Hispanic	1,187	4,811	5,998
Unknown	644	3,242	3,886
Gender	2,005	8,418	10,423
Female	871	4,841	5,712
Male	1,134	3,577	4,711
Unknown	0	0	0

COVID-19 doses administered for the past 2 weeks

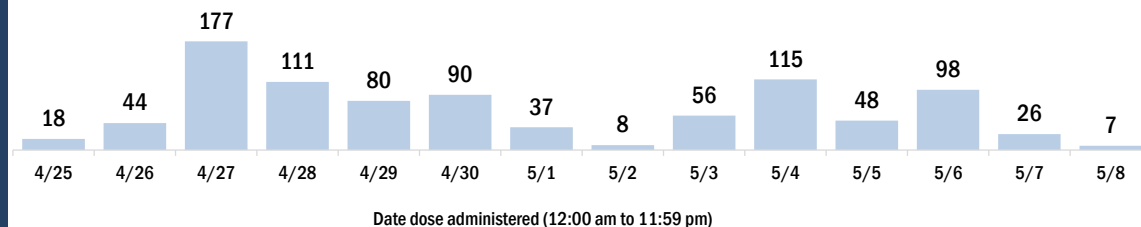


Persons vaccinated for COVID-19 for the past 2 weeks

Number of persons who received their first dose of a two-dose series of the COVID-19 vaccine



Number of persons who completed the COVID-19 vaccine series



COVID-19: Taylor County vaccine summary

Vaccination data through May 8, 2021 as of May 9, 2021 at 12:05 AM

Data in this report are provisional and subject to change.

Data in this summary pertain to COVID-19 vaccines approved by the U.S. Food and Drug Administration and have been issued an Emergency Use Authorization (Janssen COVID-19 Vaccine, Moderna COVID-19 Vaccine and Pfizer-BioNTech COVID-19 Vaccine). These data summarize the number of people who have received either their first dose or have completed the series for a COVID-19 vaccine. **A person can only be counted in one category, first dose or series complete.** For persons receiving Moderna or Pfizer vaccines, once they receive their second dose, they are moved from the first dose column to the series completed column. **Because of this, the total first dose category may show a change from report to report not matching the total receiving their first dose from the previous day.** Persons receiving Johnson & Johnson vaccines will always be counted in the series completed column.

COVID-19 doses for vaccinated persons in Florida

Doses administered 9,567

People receiving one dose of a 1-dose series (Johnson & Johnson) or receiving only one dose of a 2-dose series (Moderna, Pfizer) count once. Persons receiving both doses of a 2-dose series count twice.

Current status of persons vaccinated for COVID-19 in Florida

Total people vaccinated 5,714

First dose 1,562

Series completed 4,152

Completed 1-dose series 299

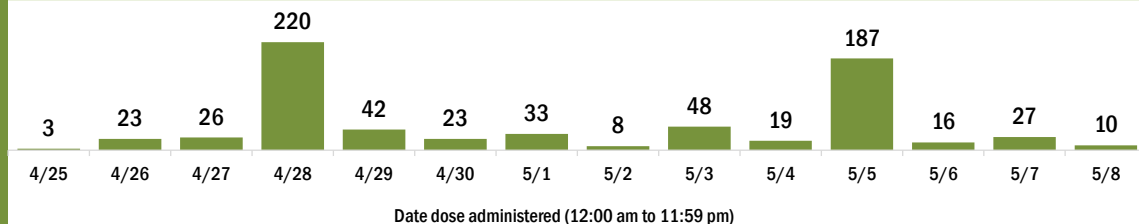
Completed 2-dose series 3,853

First dose: current number of people who have only received their first dose of the Moderna or Pfizer vaccine.

Series complete: current number of people who have received both Moderna or Pfizer vaccine doses or one Johnson & Johnson dose and are considered fully immunized.

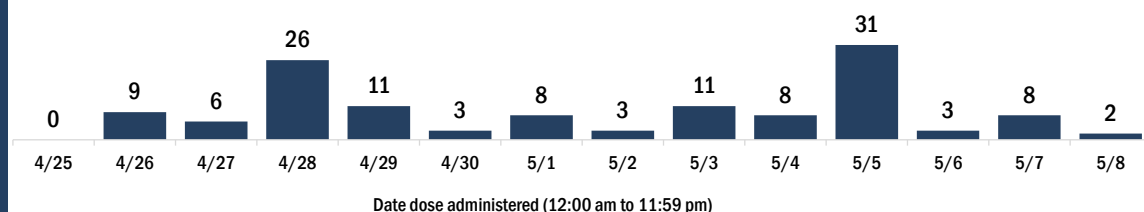
Demographic summary	First dose	Series complete	Total people vaccinated
Age group	1,562	4,152	5,714
16-24 years	55	61	116
25-34 years	144	126	270
35-44 years	204	201	405
45-54 years	229	390	619
55-64 years	360	958	1,318
65-74 years	356	1,413	1,769
75-84 years	164	785	949
85+ years	50	218	268
Race	1,562	4,152	5,714
White	1,014	3,104	4,118
Black	320	507	827
American Indian/Alaskan	7	36	43
Other	89	263	352
Unknown	132	242	374
Other race includes Asian, native Hawaiian/Pacific Islander, or other.			
Ethnicity	1,562	4,152	5,714
Hispanic	32	77	109
Non-Hispanic	736	2,798	3,534
Unknown	794	1,277	2,071
Gender	1,562	4,152	5,714
Female	622	2,288	2,910
Male	939	1,863	2,802
Unknown	1	1	2

COVID-19 doses administered for the past 2 weeks

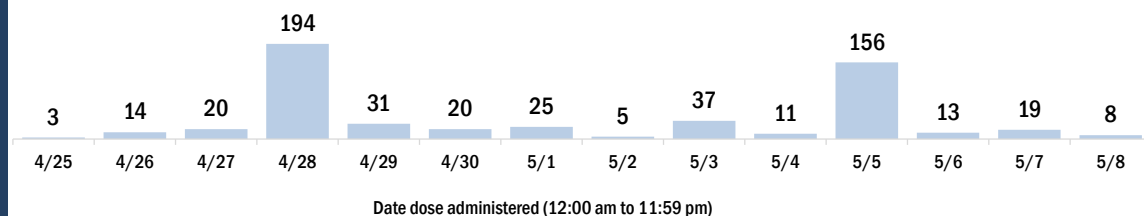


Persons vaccinated for COVID-19 for the past 2 weeks

Number of persons who received their first dose of a two-dose series of the COVID-19 vaccine



Number of persons who completed the COVID-19 vaccine series



COVID-19: Union County vaccine summary

Vaccination data through May 8, 2021 as of May 9, 2021 at 12:05 AM

Data in this report are provisional and subject to change.

Data in this summary pertain to COVID-19 vaccines approved by the U.S. Food and Drug Administration and have been issued an Emergency Use Authorization (Janssen COVID-19 Vaccine, Moderna COVID-19 Vaccine and Pfizer-BioNTech COVID-19 Vaccine). These data summarize the number of people who have received either their first dose or have completed the series for a COVID-19 vaccine. **A person can only be counted in one category, first dose or series complete.** For persons receiving Moderna or Pfizer vaccines, once they receive their second dose, they are moved from the first dose column to the series completed column. **Because of this, the total first dose category may show a change from report to report not matching the total receiving their first dose from the previous day.** Persons receiving Johnson & Johnson vaccines will always be counted in the series completed column.

COVID-19 doses for vaccinated persons in Florida

Doses administered 6,882

People receiving one dose of a 1-dose series (Johnson & Johnson) or receiving only one dose of a 2-dose series (Moderna, Pfizer) count once. Persons receiving both doses of a 2-dose series count twice.

Current status of persons vaccinated for COVID-19 in Florida

Total people vaccinated 4,671

First dose 2,342

Series completed 2,329

Completed 1-dose series 118

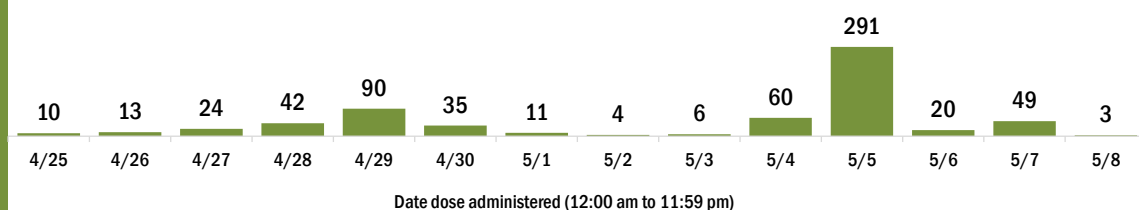
Completed 2-dose series 2,211

First dose: current number of people who have only received their first dose of the Moderna or Pfizer vaccine.

Series complete: current number of people who have received both Moderna or Pfizer vaccine doses or one Johnson & Johnson dose and are considered fully immunized.

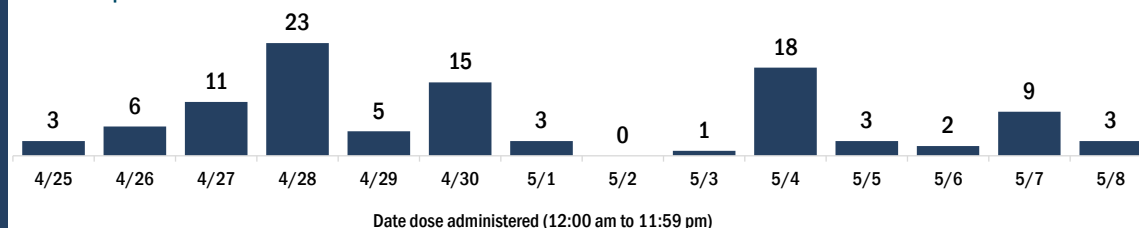
Demographic summary	First dose	Series complete	Total people vaccinated
Age group	2,342	2,329	4,671
16-24 years	58	67	125
25-34 years	115	134	249
35-44 years	230	176	406
45-54 years	344	288	632
55-64 years	850	521	1,371
65-74 years	603	658	1,261
75-84 years	127	379	506
85+ years	15	106	121
Race	2,342	2,329	4,671
White	1,509	1,828	3,337
Black	708	294	1,002
American Indian/Alaskan	5	17	22
Other	80	144	224
Unknown	40	46	86
Other race includes Asian, native Hawaiian/Pacific Islander, or other.			
Ethnicity	2,342	2,329	4,671
Hispanic	85	70	155
Non-Hispanic	2,137	2,067	4,204
Unknown	120	192	312
Gender	2,342	2,329	4,671
Female	180	1,184	1,364
Male	2,157	1,145	3,302
Unknown	5	0	5

COVID-19 doses administered for the past 2 weeks

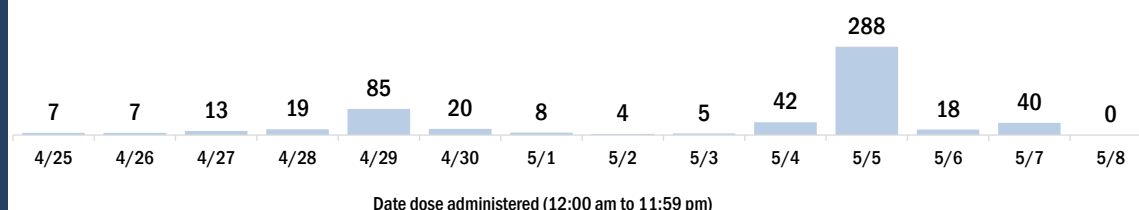


Persons vaccinated for COVID-19 for the past 2 weeks

Number of persons who received their first dose of a two-dose series of the COVID-19 vaccine



Number of persons who completed the COVID-19 vaccine series



COVID-19: Volusia County vaccine summary

Vaccination data through May 8, 2021 as of May 9, 2021 at 12:05 AM

Data in this report are provisional and subject to change.

Data in this summary pertain to COVID-19 vaccines approved by the U.S. Food and Drug Administration and have been issued an Emergency Use Authorization (Janssen COVID-19 Vaccine, Moderna COVID-19 Vaccine and Pfizer-BioNTech COVID-19 Vaccine). These data summarize the number of people who have received either their first dose or have completed the series for a COVID-19 vaccine. **A person can only be counted in one category, first dose or series complete.** For persons receiving Moderna or Pfizer vaccines, once they receive their second dose, they are moved from the first dose column to the series completed column. **Because of this, the total first dose category may show a change from report to report not matching the total receiving their first dose from the previous day.** Persons receiving Johnson & Johnson vaccines will always be counted in the series completed column.

COVID-19 doses for vaccinated persons in Florida

Doses administered 372,757

People receiving one dose of a 1-dose series (Johnson & Johnson) or receiving only one dose of a 2-dose series (Moderna, Pfizer) count once. Persons receiving both doses of a 2-dose series count twice.

Current status of persons vaccinated for COVID-19 in Florida

Total people vaccinated 221,762

First dose 51,489

Series completed 170,273

Completed 1-dose series 19,278

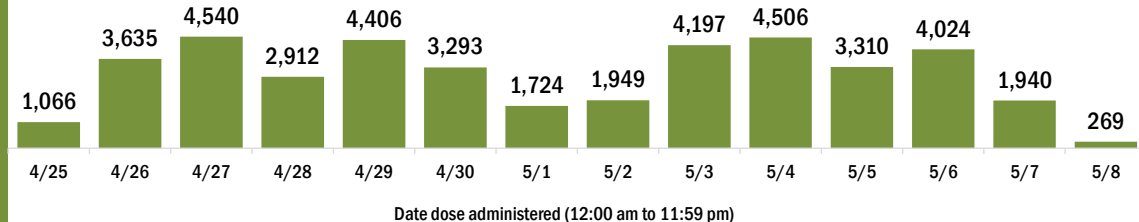
Completed 2-dose series 150,995

First dose: current number of people who have only received their first dose of the Moderna or Pfizer vaccine.

Series complete: current number of people who have received both Moderna or Pfizer vaccine doses or one Johnson & Johnson dose and are considered fully immunized.

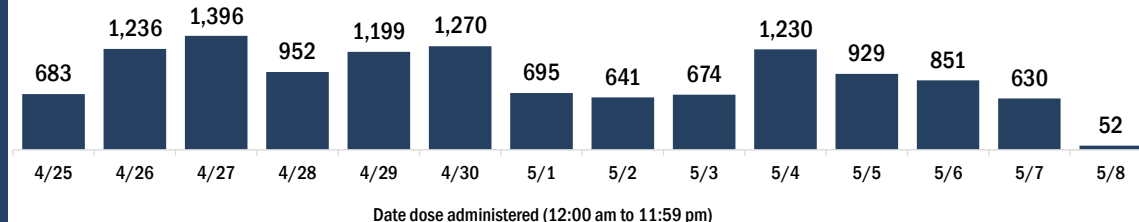
Demographic summary	First dose	Series complete	Total people vaccinated
Age group	51,489	170,273	221,762
16-24 years	5,424	5,923	11,347
25-34 years	5,436	7,738	13,174
35-44 years	6,148	10,893	17,041
45-54 years	7,762	17,983	25,745
55-64 years	11,608	35,399	47,007
65-74 years	9,060	52,691	61,751
75-84 years	4,407	29,442	33,849
85+ years	1,644	10,204	11,848
Race	51,489	170,273	221,762
White	32,654	113,314	145,968
Black	3,341	7,961	11,302
American Indian/Alaskan	193	570	763
Other	5,796	18,858	24,654
Unknown	9,505	29,570	39,075
Other race includes Asian, native Hawaiian/Pacific Islander, or other.			
Ethnicity	51,489	170,273	221,762
Hispanic	6,067	10,686	16,753
Non-Hispanic	26,414	89,878	116,292
Unknown	19,008	69,709	88,717
Gender	51,489	170,273	221,762
Female	26,388	95,724	122,112
Male	24,206	72,044	96,250
Unknown	895	2,505	3,400

COVID-19 doses administered for the past 2 weeks

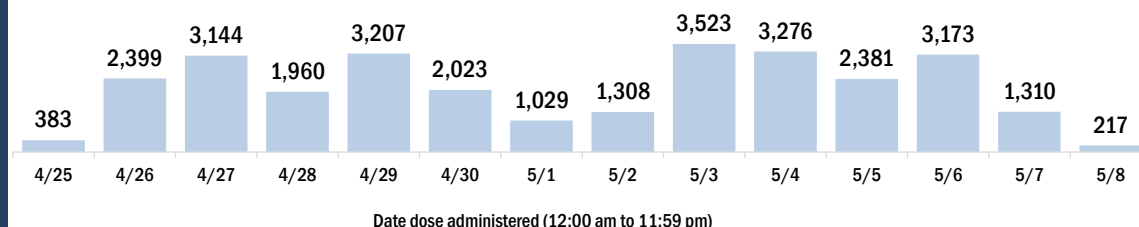


Persons vaccinated for COVID-19 for the past 2 weeks

Number of persons who received their first dose of a two-dose series of the COVID-19 vaccine



Number of persons who completed the COVID-19 vaccine series



COVID-19: Wakulla County vaccine summary

Vaccination data through May 8, 2021 as of May 9, 2021 at 12:05 AM

Data in this report are provisional and subject to change.

Data in this summary pertain to COVID-19 vaccines approved by the U.S. Food and Drug Administration and have been issued an Emergency Use Authorization (Janssen COVID-19 Vaccine, Moderna COVID-19 Vaccine and Pfizer-BioNTech COVID-19 Vaccine). These data summarize the number of people who have received either their first dose or have completed the series for a COVID-19 vaccine. **A person can only be counted in one category, first dose or series complete.** For persons receiving Moderna or Pfizer vaccines, once they receive their second dose, they are moved from the first dose column to the series completed column. **Because of this, the total first dose category may show a change from report to report not matching the total receiving their first dose from the previous day.** Persons receiving Johnson & Johnson vaccines will always be counted in the series completed column.

COVID-19 doses for vaccinated persons in Florida

Doses administered 18,705

People receiving one dose of a 1-dose series (Johnson & Johnson) or receiving only one dose of a 2-dose series (Moderna, Pfizer) count once. Persons receiving both doses of a 2-dose series count twice.

Current status of persons vaccinated for COVID-19 in Florida

Total people vaccinated 11,023

First dose 2,799

Series completed 8,224

Completed 1-dose series 542

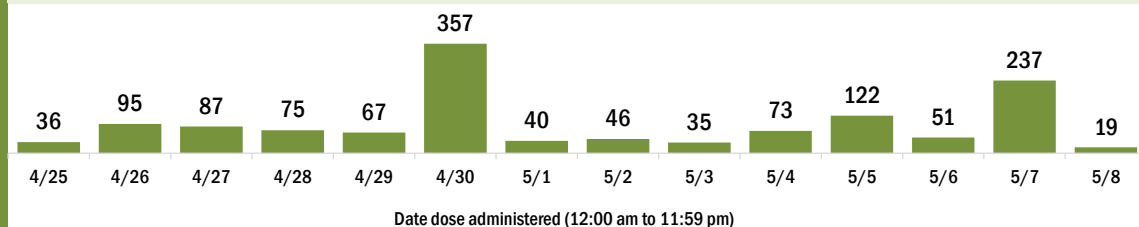
Completed 2-dose series 7,682

First dose: current number of people who have only received their first dose of the Moderna or Pfizer vaccine.

Series complete: current number of people who have received both Moderna or Pfizer vaccine doses or one Johnson & Johnson dose and are considered fully immunized.

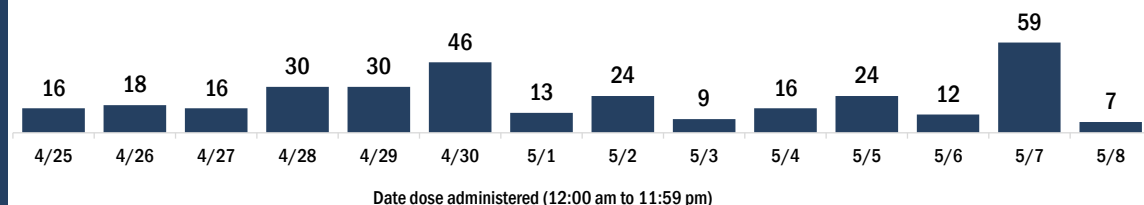
Demographic summary	First dose	Series complete	Total people vaccinated
Age group	2,799	8,224	11,023
16-24 years	189	247	436
25-34 years	357	427	784
35-44 years	449	694	1,143
45-54 years	533	1,061	1,594
55-64 years	596	1,854	2,450
65-74 years	421	2,511	2,932
75-84 years	192	1,159	1,351
85+ years	62	271	333
Race	2,799	8,224	11,023
White	1,997	6,103	8,100
Black	501	621	1,122
American Indian/Alaskan	6	39	45
Other	134	1,033	1,167
Unknown	161	428	589
Other race includes Asian, native Hawaiian/Pacific Islander, or other.			
Ethnicity	2,799	8,224	11,023
Hispanic	53	167	220
Non-Hispanic	1,416	6,575	7,991
Unknown	1,330	1,482	2,812
Gender	2,799	8,224	11,023
Female	1,021	4,603	5,624
Male	1,777	3,620	5,397
Unknown	1	1	2

COVID-19 doses administered for the past 2 weeks

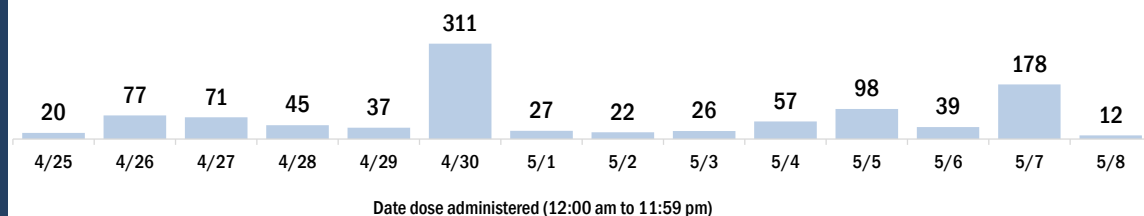


Persons vaccinated for COVID-19 for the past 2 weeks

Number of persons who received their first dose of a two-dose series of the COVID-19 vaccine



Number of persons who completed the COVID-19 vaccine series



COVID-19: Walton County vaccine summary

Vaccination data through May 8, 2021 as of May 9, 2021 at 12:05 AM

Data in this report are provisional and subject to change.

Data in this summary pertain to COVID-19 vaccines approved by the U.S. Food and Drug Administration and have been issued an Emergency Use Authorization (Janssen COVID-19 Vaccine, Moderna COVID-19 Vaccine and Pfizer-BioNTech COVID-19 Vaccine). These data summarize the number of people who have received either their first dose or have completed the series for a COVID-19 vaccine. **A person can only be counted in one category, first dose or series complete.** For persons receiving Moderna or Pfizer vaccines, once they receive their second dose, they are moved from the first dose column to the series completed column. **Because of this, the total first dose category may show a change from report to report not matching the total receiving their first dose from the previous day.** Persons receiving Johnson & Johnson vaccines will always be counted in the series completed column.

COVID-19 doses for vaccinated persons in Florida

Doses administered 41,375

People receiving one dose of a 1-dose series (Johnson & Johnson) or receiving only one dose of a 2-dose series (Moderna, Pfizer) count once. Persons receiving both doses of a 2-dose series count twice.

Current status of persons vaccinated for COVID-19 in Florida

Total people vaccinated 24,287

First dose 5,949

Series completed 18,338

Completed 1-dose series 1,250

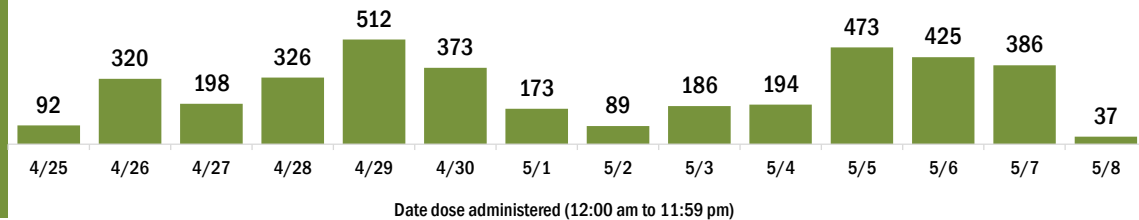
Completed 2-dose series 17,088

First dose: current number of people who have only received their first dose of the Moderna or Pfizer vaccine.

Series complete: current number of people who have received both Moderna or Pfizer vaccine doses or one Johnson & Johnson dose and are considered fully immunized.

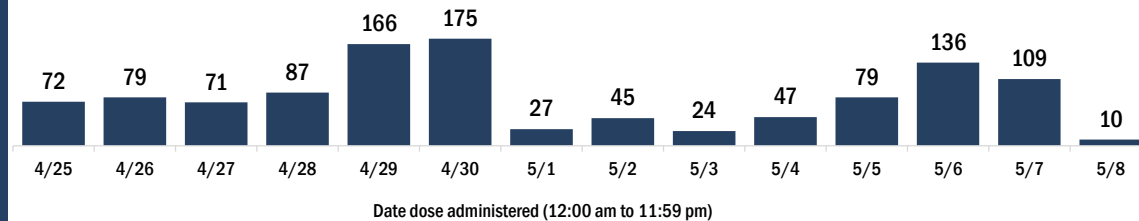
Demographic summary	First dose	Series complete	Total people vaccinated
Age group	5,949	18,338	24,287
16-24 years	402	439	841
25-34 years	593	726	1,319
35-44 years	790	1,408	2,198
45-54 years	990	2,051	3,041
55-64 years	1,349	4,343	5,692
65-74 years	1,175	6,094	7,269
75-84 years	519	2,573	3,092
85+ years	131	704	835
Race	5,949	18,338	24,287
White	4,247	13,764	18,011
Black	307	332	639
American Indian/Alaskan	17	78	95
Other	419	898	1,317
Unknown	959	3,266	4,225
Other race includes Asian, native Hawaiian/Pacific Islander, or other.			
Ethnicity	5,949	18,338	24,287
Hispanic	359	508	867
Non-Hispanic	3,870	12,030	15,900
Unknown	1,720	5,800	7,520
Gender	5,949	18,338	24,287
Female	2,909	9,998	12,907
Male	3,038	8,338	11,376
Unknown	2	2	4

COVID-19 doses administered for the past 2 weeks

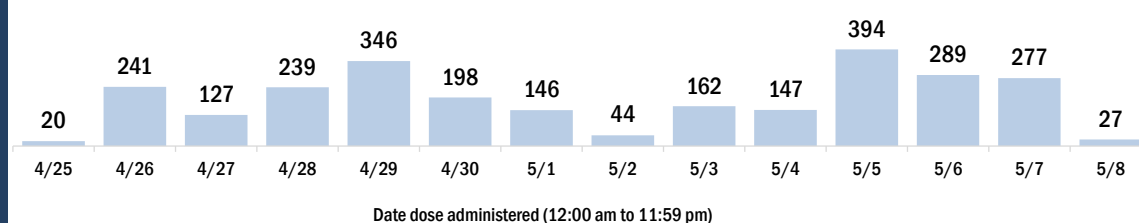


Persons vaccinated for COVID-19 for the past 2 weeks

Number of persons who received their first dose of a two-dose series of the COVID-19 vaccine



Number of persons who completed the COVID-19 vaccine series



COVID-19: Washington County vaccine summary

Vaccination data through May 8, 2021 as of May 9, 2021 at 12:05 AM

Data in this report are provisional and subject to change.

Data in this summary pertain to COVID-19 vaccines approved by the U.S. Food and Drug Administration and have been issued an Emergency Use Authorization (Janssen COVID-19 Vaccine, Moderna COVID-19 Vaccine and Pfizer-BioNTech COVID-19 Vaccine). These data summarize the number of people who have received either their first dose or have completed the series for a COVID-19 vaccine. **A person can only be counted in one category, first dose or series complete.** For persons receiving Moderna or Pfizer vaccines, once they receive their second dose, they are moved from the first dose column to the series completed column. **Because of this, the total first dose category may show a change from report to report not matching the total receiving their first dose from the previous day.** Persons receiving Johnson & Johnson vaccines will always be counted in the series completed column.

COVID-19 doses for vaccinated persons in Florida

Doses administered 9,483

People receiving one dose of a 1-dose series (Johnson & Johnson) or receiving only one dose of a 2-dose series (Moderna, Pfizer) count once. Persons receiving both doses of a 2-dose series count twice.

Current status of persons vaccinated for COVID-19 in Florida

Total people vaccinated 5,555

First dose 1,269

Series completed 4,286

Completed 1-dose series 358

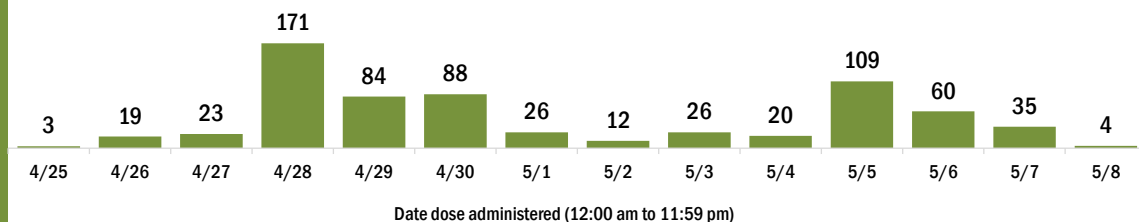
Completed 2-dose series 3,928

First dose: current number of people who have only received their first dose of the Moderna or Pfizer vaccine.

Series complete: current number of people who have received both Moderna or Pfizer vaccine doses or one Johnson & Johnson dose and are considered fully immunized.

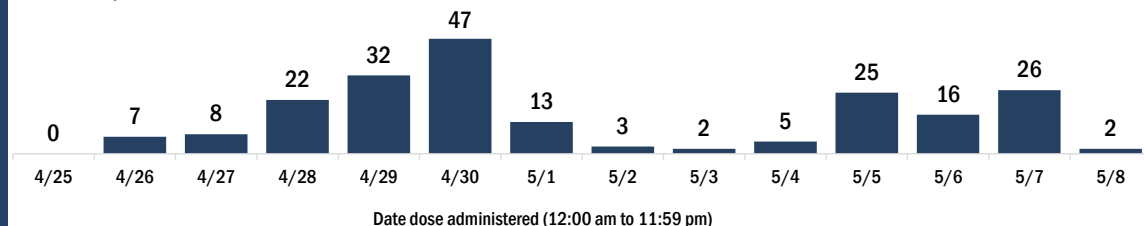
Demographic summary	First dose	Series complete	Total people vaccinated
Age group	1,269	4,286	5,555
16-24 years	68	64	132
25-34 years	158	143	301
35-44 years	230	239	469
45-54 years	256	464	720
55-64 years	319	1,020	1,339
65-74 years	142	1,351	1,493
75-84 years	63	757	820
85+ years	33	248	281
Race	1,269	4,286	5,555
White	652	3,350	4,002
Black	154	452	606
American Indian/Alaskan	9	58	67
Other	45	196	241
Unknown	409	230	639
Other race includes Asian, native Hawaiian/Pacific Islander, or other.			
Ethnicity	1,269	4,286	5,555
Hispanic	49	80	129
Non-Hispanic	1,006	3,479	4,485
Unknown	214	727	941
Gender	1,269	4,286	5,555
Female	397	2,370	2,767
Male	872	1,916	2,788
Unknown	0	0	0

COVID-19 doses administered for the past 2 weeks



Persons vaccinated for COVID-19 for the past 2 weeks

Number of persons who received their first dose of a two-dose series of the COVID-19 vaccine



Number of persons who completed the COVID-19 vaccine series

