

# COVID-19: Florida vaccine summary

Vaccination data through May 7, 2021 as of May 8, 2021 at 12:05 AM

Data in this report are provisional and subject to change. Data are based on county of residence.

Data in this summary pertain to COVID-19 vaccines approved by the U.S. Food and Drug Administration and have been issued an Emergency Use Authorization (Janssen COVID-19 Vaccine, Moderna COVID-19 Vaccine and Pfizer-BioNTech COVID-19 Vaccine). These data summarize the number of people who have received either their first dose or have completed the series for a COVID-19 vaccine. **A person can only be counted in one category, first dose or series complete.** For persons receiving Moderna or Pfizer vaccines, once they receive their second dose, they are moved from the first dose column to the series completed column. **Because of this, the total first dose category may show a change from report to report not matching the total receiving their first dose from the previous day.** Persons receiving Johnson & Johnson vaccines will always be counted in the series completed column.

## COVID-19 doses for vaccinated persons in Florida

**Doses administered** 15,499,369

People receiving one dose of a 1-dose series (Johnson & Johnson) or receiving only one dose of a 2-dose series (Moderna, Pfizer) count once. Persons receiving both doses of a 2-dose series count twice.

## Current status of persons vaccinated for COVID-19 in Florida

**Total people vaccinated** 9,203,670

First dose 2,296,802

Series completed 6,906,868

Completed 1-dose series 611,169

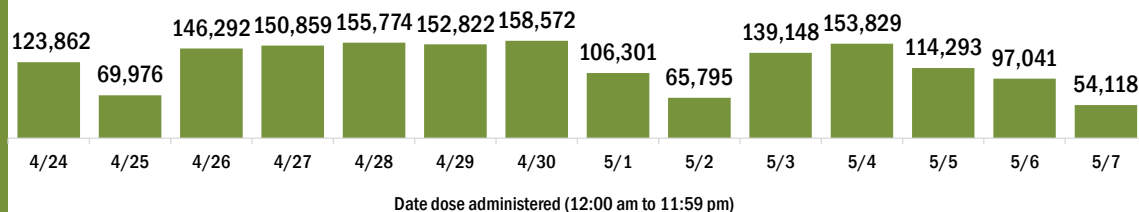
Completed 2-dose series 6,295,699

**First dose:** current number of people who have only received their first dose of the Moderna or Pfizer vaccine.

**Series complete:** current number of people who have received both Moderna or Pfizer vaccine doses or one Johnson & Johnson dose and are considered fully immunized.

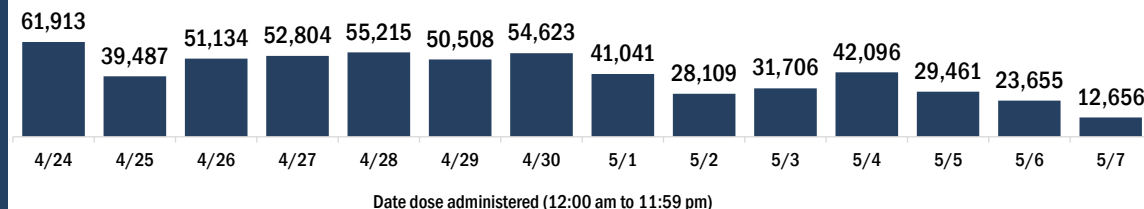
Demographic summary	First dose	Series complete	Total people vaccinated
<b>Age group</b>	2,296,802	6,906,868	9,203,670
16-24 years	269,167	289,849	559,016
25-34 years	313,840	473,988	787,828
35-44 years	343,668	661,102	1,004,770
45-54 years	364,351	936,196	1,300,547
55-64 years	400,888	1,419,327	1,820,215
65-74 years	334,359	1,777,608	2,111,967
75-84 years	191,435	1,013,612	1,205,047
85+ years	79,094	335,186	414,280
<b>Race</b>	2,296,802	6,906,868	9,203,670
White	1,414,173	4,726,666	6,140,839
Black	183,568	458,759	642,327
American Indian/Alaskan	10,411	23,597	34,008
Other	278,091	721,343	999,434
Unknown	410,559	976,503	1,387,062
<b>Other race</b> includes Asian, native Hawaiian/Pacific Islander, or other.			
<b>Ethnicity</b>	2,296,802	6,906,868	9,203,670
Hispanic	513,529	1,014,685	1,528,214
Non-Hispanic	971,735	3,690,875	4,662,610
Unknown	811,538	2,201,308	3,012,846
<b>Gender</b>	2,296,802	6,906,868	9,203,670
Female	1,194,599	3,850,552	5,045,151
Male	1,091,291	3,045,931	4,137,222
Unknown	10,912	10,385	21,297

## COVID-19 doses administered for the past 2 weeks

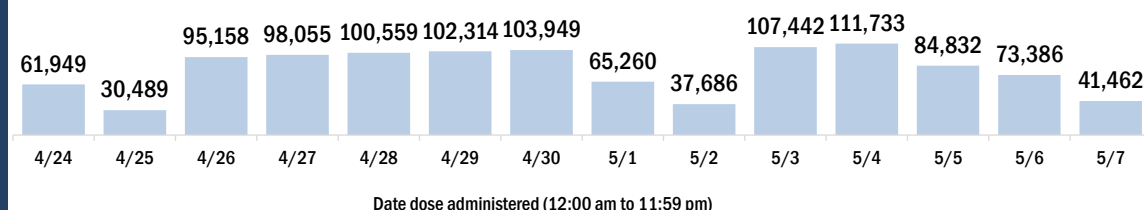


## Persons vaccinated for COVID-19 for the past 2 weeks

### Number of persons who received their first dose of the COVID-19 vaccine



### Number of persons who received their second dose and completed the COVID-19 vaccine series



# COVID-19: Alachua County vaccine summary

Vaccination data through May 7, 2021 as of May 8, 2021 at 12:05 AM

Data in this report are provisional and subject to change.

Data in this summary pertain to COVID-19 vaccines approved by the U.S. Food and Drug Administration and have been issued an Emergency Use Authorization (Janssen COVID-19 Vaccine, Moderna COVID-19 Vaccine and Pfizer-BioNTech COVID-19 Vaccine). These data summarize the number of people who have received either their first dose or have completed the series for a COVID-19 vaccine. **A person can only be counted in one category, first dose or series complete.** For persons receiving Moderna or Pfizer vaccines, once they receive their second dose, they are moved from the first dose column to the series completed column. **Because of this, the total first dose category may show a change from report to report not matching the total receiving their first dose from the previous day.** Persons receiving Johnson & Johnson vaccines will always be counted in the series completed column.

## COVID-19 doses for vaccinated persons in Florida

**Doses administered** 207,359

People receiving one dose of a 1-dose series (Johnson & Johnson) or receiving only one dose of a 2-dose series (Moderna, Pfizer) count once. Persons receiving both doses of a 2-dose series count twice.

## Current status of persons vaccinated for COVID-19 in Florida

**Total people vaccinated** 121,350

First dose 30,635

Series completed 90,715

Completed 1-dose series 4,706

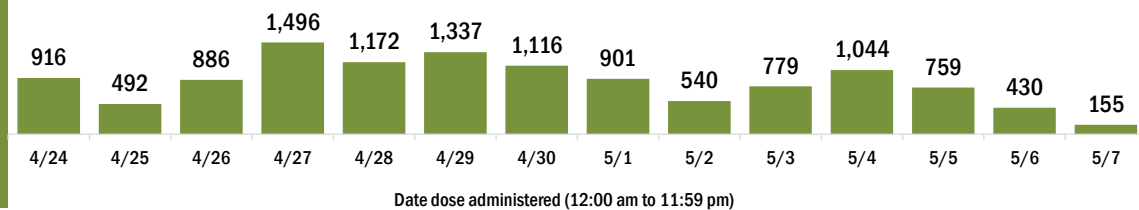
Completed 2-dose series 86,009

**First dose:** current number of people who have only received their first dose of the Moderna or Pfizer vaccine.

**Series complete:** current number of people who have received both Moderna or Pfizer vaccine doses or one Johnson & Johnson dose and are considered fully immunized.

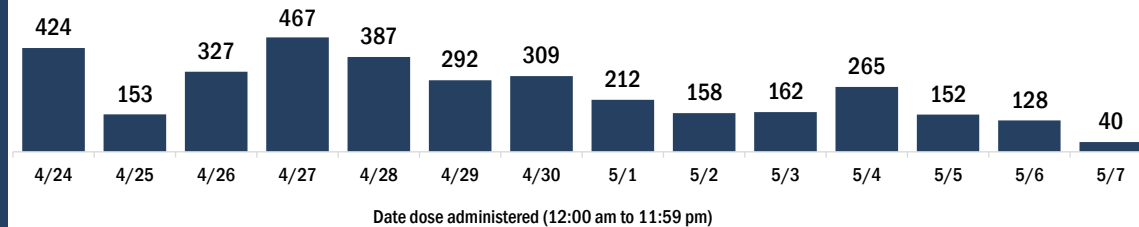
Demographic summary	First dose	Series complete	Total people vaccinated
<b>Age group</b>	30,635	90,715	121,350
16-24 years	11,423	8,808	20,231
25-34 years	6,338	13,246	19,584
35-44 years	4,151	11,059	15,210
45-54 years	2,998	11,288	14,286
55-64 years	3,006	15,316	18,322
65-74 years	1,589	18,504	20,093
75-84 years	749	9,163	9,912
85+ years	381	3,331	3,712
<b>Race</b>	30,635	90,715	121,350
White	19,134	63,390	82,524
Black	3,619	9,000	12,619
American Indian/Alaskan	115	298	413
Other	5,616	13,516	19,132
Unknown	2,151	4,511	6,662
<b>Other race</b> includes Asian, native Hawaiian/Pacific Islander, or other.			
<b>Ethnicity</b>	30,635	90,715	121,350
Hispanic	4,502	6,847	11,349
Non-Hispanic	19,546	61,573	81,119
Unknown	6,587	22,295	28,882
<b>Gender</b>	30,635	90,715	121,350
Female	15,863	52,354	68,217
Male	14,720	38,319	53,039
Unknown	52	42	94

## COVID-19 doses administered for the past 2 weeks

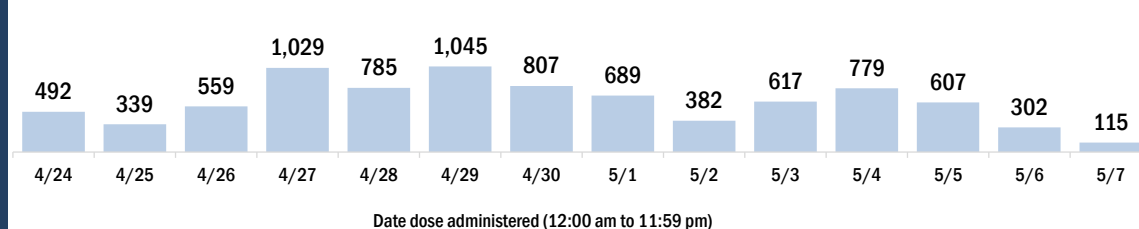


## Persons vaccinated for COVID-19 for the past 2 weeks

### Number of persons who received their first dose of a two-dose series of the COVID-19 vaccine



### Number of persons who completed the COVID-19 vaccine series



# COVID-19: Baker County vaccine summary

Vaccination data through May 7, 2021 as of May 8, 2021 at 12:05 AM

Data in this report are provisional and subject to change.

Data in this summary pertain to COVID-19 vaccines approved by the U.S. Food and Drug Administration and have been issued an Emergency Use Authorization (Janssen COVID-19 Vaccine, Moderna COVID-19 Vaccine and Pfizer-BioNTech COVID-19 Vaccine). These data summarize the number of people who have received either their first dose or have completed the series for a COVID-19 vaccine. **A person can only be counted in one category, first dose or series complete.** For persons receiving Moderna or Pfizer vaccines, once they receive their second dose, they are moved from the first dose column to the series completed column. **Because of this, the total first dose category may show a change from report to report not matching the total receiving their first dose from the previous day.** Persons receiving Johnson & Johnson vaccines will always be counted in the series completed column.

## COVID-19 doses for vaccinated persons in Florida

**Doses administered** 10,169

People receiving one dose of a 1-dose series (Johnson & Johnson) or receiving only one dose of a 2-dose series (Moderna, Pfizer) count once. Persons receiving both doses of a 2-dose series count twice.

## Current status of persons vaccinated for COVID-19 in Florida

**Total people vaccinated** 6,052

First dose 1,778

Series completed 4,274

Completed 1-dose series 157

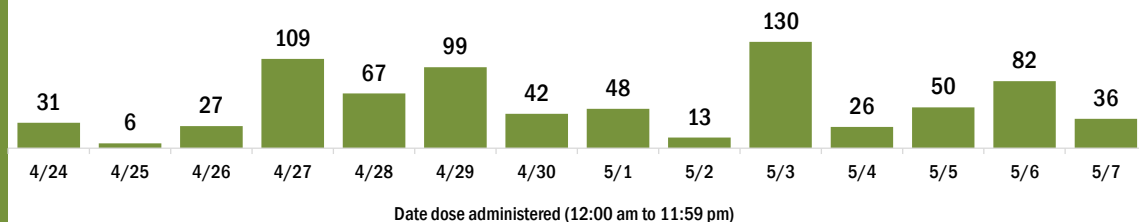
Completed 2-dose series 4,117

**First dose:** current number of people who have only received their first dose of the Moderna or Pfizer vaccine.

**Series complete:** current number of people who have received both Moderna or Pfizer vaccine doses or one Johnson & Johnson dose and are considered fully immunized.

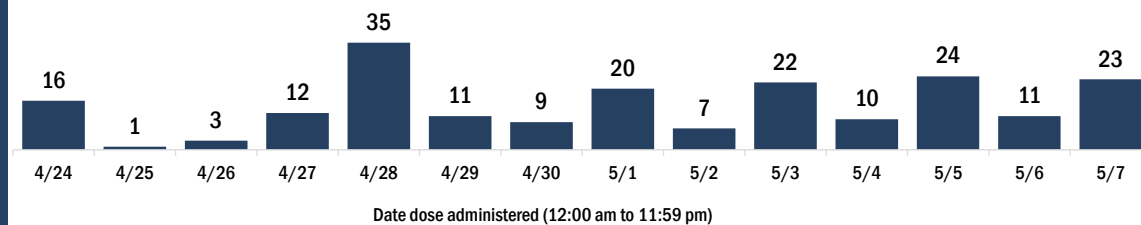
Demographic summary	First dose	Series complete	Total people vaccinated
<b>Age group</b>	1,778	4,274	6,052
16-24 years	103	104	207
25-34 years	267	188	455
35-44 years	374	303	677
45-54 years	402	514	916
55-64 years	373	971	1,344
65-74 years	156	1,315	1,471
75-84 years	73	687	760
85+ years	30	192	222
<b>Race</b>	1,778	4,274	6,052
White	1,095	3,418	4,513
Black	508	392	900
American Indian/Alaskan	4	21	25
Other	115	230	345
Unknown	56	213	269
<b>Other race</b> includes Asian, native Hawaiian/Pacific Islander, or other.			
<b>Ethnicity</b>	1,778	4,274	6,052
Hispanic	46	95	141
Non-Hispanic	893	3,168	4,061
Unknown	839	1,011	1,850
<b>Gender</b>	1,778	4,274	6,052
Female	541	2,368	2,909
Male	1,228	1,905	3,133
Unknown	9	1	10

## COVID-19 doses administered for the past 2 weeks

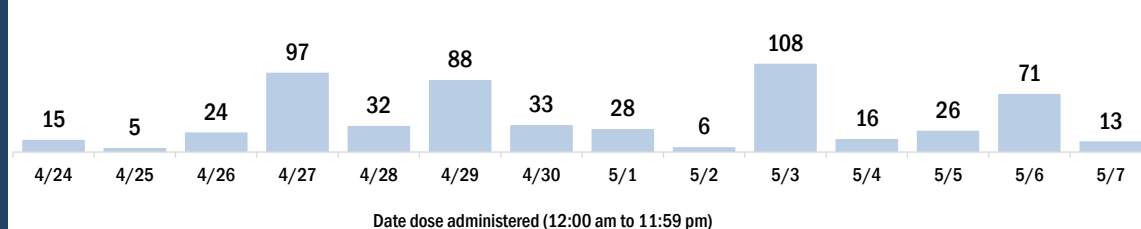


## Persons vaccinated for COVID-19 for the past 2 weeks

### Number of persons who received their first dose of a two-dose series of the COVID-19 vaccine



### Number of persons who completed the COVID-19 vaccine series



# COVID-19: Bay County vaccine summary

Vaccination data through May 7, 2021 as of May 8, 2021 at 12:05 AM

Data in this report are provisional and subject to change.

Data in this summary pertain to COVID-19 vaccines approved by the U.S. Food and Drug Administration and have been issued an Emergency Use Authorization (Janssen COVID-19 Vaccine, Moderna COVID-19 Vaccine and Pfizer-BioNTech COVID-19 Vaccine). These data summarize the number of people who have received either their first dose or have completed the series for a COVID-19 vaccine. **A person can only be counted in one category, first dose or series complete.** For persons receiving Moderna or Pfizer vaccines, once they receive their second dose, they are moved from the first dose column to the series completed column. **Because of this, the total first dose category may show a change from report to report not matching the total receiving their first dose from the previous day.** Persons receiving Johnson & Johnson vaccines will always be counted in the series completed column.

## COVID-19 doses for vaccinated persons in Florida

**Doses administered** 88,104

People receiving one dose of a 1-dose series (Johnson & Johnson) or receiving only one dose of a 2-dose series (Moderna, Pfizer) count once. Persons receiving both doses of a 2-dose series count twice.

## Current status of persons vaccinated for COVID-19 in Florida

**Total people vaccinated** 52,535

First dose 11,522

Series completed 41,013

Completed 1-dose series 5,444

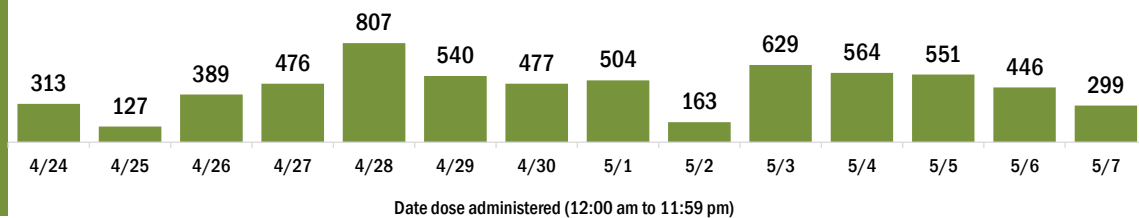
Completed 2-dose series 35,569

**First dose:** current number of people who have only received their first dose of the Moderna or Pfizer vaccine.

**Series complete:** current number of people who have received both Moderna or Pfizer vaccine doses or one Johnson & Johnson dose and are considered fully immunized.

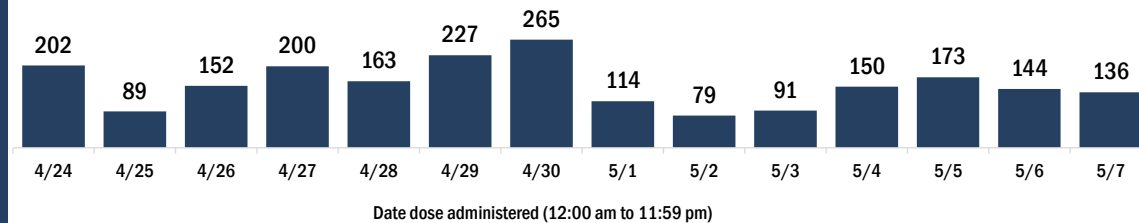
Demographic summary	First dose	Series complete	Total people vaccinated
<b>Age group</b>	<b>11,522</b>	<b>41,013</b>	<b>52,535</b>
16-24 years	1,265	1,105	2,370
25-34 years	1,499	2,043	3,542
35-44 years	1,709	3,415	5,124
45-54 years	1,949	5,031	6,980
55-64 years	2,577	9,473	12,050
65-74 years	1,524	12,100	13,624
75-84 years	726	5,997	6,723
85+ years	273	1,849	2,122
<b>Race</b>	<b>11,522</b>	<b>41,013</b>	<b>52,535</b>
White	7,191	28,913	36,104
Black	879	2,601	3,480
American Indian/Alaskan	65	190	255
Other	1,456	3,225	4,681
Unknown	1,931	6,084	8,015
<b>Other race</b> includes Asian, native Hawaiian/Pacific Islander, or other.			
<b>Ethnicity</b>	<b>11,522</b>	<b>41,013</b>	<b>52,535</b>
Hispanic	981	1,640	2,621
Non-Hispanic	6,610	25,108	31,718
Unknown	3,931	14,265	18,196
<b>Gender</b>	<b>11,522</b>	<b>41,013</b>	<b>52,535</b>
Female	6,279	22,723	29,002
Male	5,239	18,283	23,522
Unknown	4	7	11

## COVID-19 doses administered for the past 2 weeks

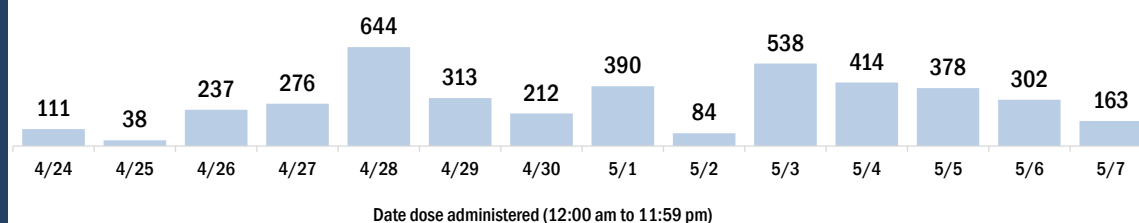


## Persons vaccinated for COVID-19 for the past 2 weeks

### Number of persons who received their first dose of a two-dose series of the COVID-19 vaccine



### Number of persons who completed the COVID-19 vaccine series



# COVID-19: Bradford County vaccine summary

Vaccination data through May 7, 2021 as of May 8, 2021 at 12:05 AM

Data in this report are provisional and subject to change.

Data in this summary pertain to COVID-19 vaccines approved by the U.S. Food and Drug Administration and have been issued an Emergency Use Authorization (Janssen COVID-19 Vaccine, Moderna COVID-19 Vaccine and Pfizer-BioNTech COVID-19 Vaccine). These data summarize the number of people who have received either their first dose or have completed the series for a COVID-19 vaccine. **A person can only be counted in one category, first dose or series complete.** For persons receiving Moderna or Pfizer vaccines, once they receive their second dose, they are moved from the first dose column to the series completed column. **Because of this, the total first dose category may show a change from report to report not matching the total receiving their first dose from the previous day.** Persons receiving Johnson & Johnson vaccines will always be counted in the series completed column.

## COVID-19 doses for vaccinated persons in Florida

**Doses administered** 10,922

People receiving one dose of a 1-dose series (Johnson & Johnson) or receiving only one dose of a 2-dose series (Moderna, Pfizer) count once. Persons receiving both doses of a 2-dose series count twice.

## Current status of persons vaccinated for COVID-19 in Florida

**Total people vaccinated** 6,733

First dose 2,188

Series completed 4,545

Completed 1-dose series 356

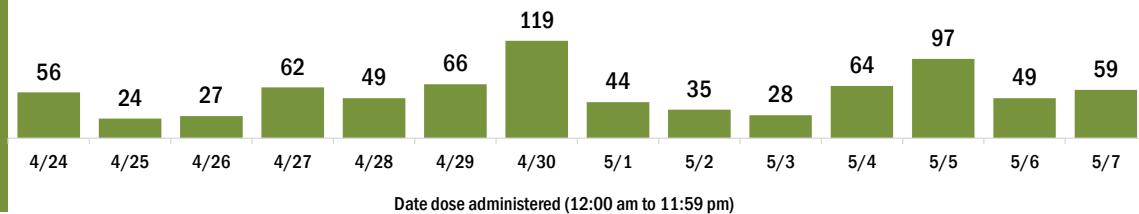
Completed 2-dose series 4,189

**First dose:** current number of people who have only received their first dose of the Moderna or Pfizer vaccine.

**Series complete:** current number of people who have received both Moderna or Pfizer vaccine doses or one Johnson & Johnson dose and are considered fully immunized.

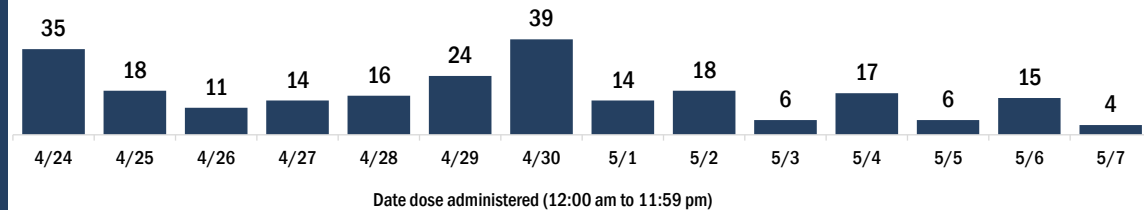
Demographic summary	First dose	Series complete	Total people vaccinated
<b>Age group</b>	<b>2,188</b>	<b>4,545</b>	<b>6,733</b>
16-24 years	133	84	217
25-34 years	335	183	518
35-44 years	524	244	768
45-54 years	484	459	943
55-64 years	461	1,015	1,476
65-74 years	161	1,466	1,627
75-84 years	64	833	897
85+ years	26	261	287
<b>Race</b>	<b>2,188</b>	<b>4,545</b>	<b>6,733</b>
White	1,213	3,423	4,636
Black	746	585	1,331
American Indian/Alaskan	3	31	34
Other	155	358	513
Unknown	71	148	219
<b>Other race</b> includes Asian, native Hawaiian/Pacific Islander, or other.			
<b>Ethnicity</b>	<b>2,188</b>	<b>4,545</b>	<b>6,733</b>
Hispanic	139	79	218
Non-Hispanic	1,356	3,937	5,293
Unknown	693	529	1,222
<b>Gender</b>	<b>2,188</b>	<b>4,545</b>	<b>6,733</b>
Female	467	2,634	3,101
Male	1,720	1,911	3,631
Unknown	1	0	1

## COVID-19 doses administered for the past 2 weeks

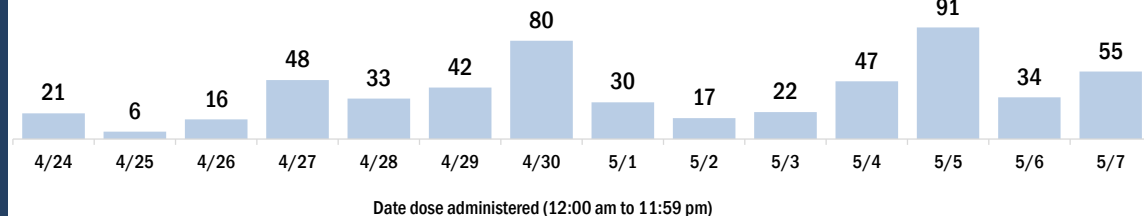


## Persons vaccinated for COVID-19 for the past 2 weeks

### Number of persons who received their first dose of a two-dose series of the COVID-19 vaccine



### Number of persons who completed the COVID-19 vaccine series



# COVID-19: Brevard County vaccine summary

Vaccination data through May 7, 2021 as of May 8, 2021 at 12:05 AM

Data in this report are provisional and subject to change.

Data in this summary pertain to COVID-19 vaccines approved by the U.S. Food and Drug Administration and have been issued an Emergency Use Authorization (Janssen COVID-19 Vaccine, Moderna COVID-19 Vaccine and Pfizer-BioNTech COVID-19 Vaccine). These data summarize the number of people who have received either their first dose or have completed the series for a COVID-19 vaccine. **A person can only be counted in one category, first dose or series complete.** For persons receiving Moderna or Pfizer vaccines, once they receive their second dose, they are moved from the first dose column to the series completed column. **Because of this, the total first dose category may show a change from report to report not matching the total receiving their first dose from the previous day.** Persons receiving Johnson & Johnson vaccines will always be counted in the series completed column.

## COVID-19 doses for vaccinated persons in Florida

**Doses administered** 424,672

People receiving one dose of a 1-dose series (Johnson & Johnson) or receiving only one dose of a 2-dose series (Moderna, Pfizer) count once. Persons receiving both doses of a 2-dose series count twice.

## Current status of persons vaccinated for COVID-19 in Florida

**Total people vaccinated** 251,716

First dose 60,821

Series completed 190,895

Completed 1-dose series 17,939

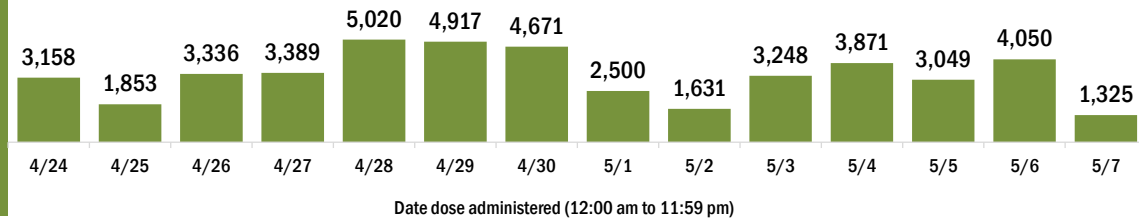
Completed 2-dose series 172,956

**First dose:** current number of people who have only received their first dose of the Moderna or Pfizer vaccine.

**Series complete:** current number of people who have received both Moderna or Pfizer vaccine doses or one Johnson & Johnson dose and are considered fully immunized.

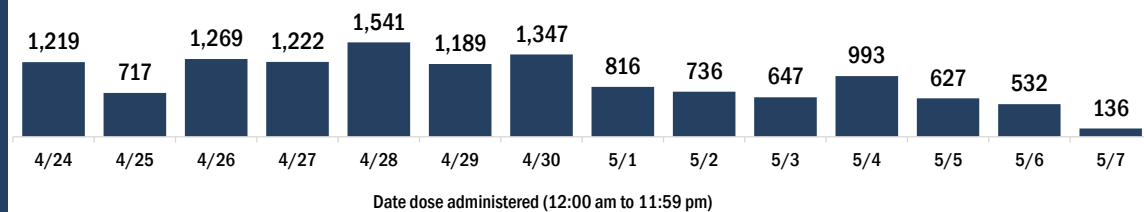
Demographic summary	First dose	Series complete	Total people vaccinated
<b>Age group</b>	60,821	190,895	251,716
16-24 years	6,940	5,941	12,881
25-34 years	8,036	9,534	17,570
35-44 years	8,266	13,837	22,103
45-54 years	8,846	21,645	30,491
55-64 years	12,464	44,299	56,763
65-74 years	8,900	53,922	62,822
75-84 years	5,074	30,587	35,661
85+ years	2,295	11,130	13,425
<b>Race</b>	60,821	190,895	251,716
White	39,764	129,950	169,714
Black	4,670	9,807	14,477
American Indian/Alaskan	359	818	1,177
Other	5,978	17,207	23,185
Unknown	10,050	33,113	43,163
<b>Other race</b> includes Asian, native Hawaiian/Pacific Islander, or other.			
<b>Ethnicity</b>	60,821	190,895	251,716
Hispanic	5,614	9,890	15,504
Non-Hispanic	35,023	107,939	142,962
Unknown	20,184	73,066	93,250
<b>Gender</b>	60,821	190,895	251,716
Female	32,070	108,492	140,562
Male	28,630	82,187	110,817
Unknown	121	216	337

## COVID-19 doses administered for the past 2 weeks

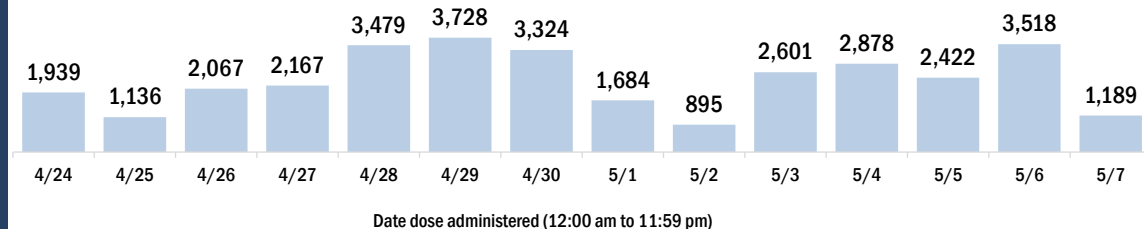


## Persons vaccinated for COVID-19 for the past 2 weeks

### Number of persons who received their first dose of a two-dose series of the COVID-19 vaccine



### Number of persons who completed the COVID-19 vaccine series





# COVID-19: Broward County vaccine summary

Vaccination data through May 7, 2021 as of May 8, 2021 at 12:05 AM

Data in this report are provisional and subject to change.

Data in this summary pertain to COVID-19 vaccines approved by the U.S. Food and Drug Administration and have been issued an Emergency Use Authorization (Janssen COVID-19 Vaccine, Moderna COVID-19 Vaccine and Pfizer-BioNTech COVID-19 Vaccine). These data summarize the number of people who have received either their first dose or have completed the series for a COVID-19 vaccine. **A person can only be counted in one category, first dose or series complete.** For persons receiving Moderna or Pfizer vaccines, once they receive their second dose, they are moved from the first dose column to the series completed column. **Because of this, the total first dose category may show a change from report to report not matching the total receiving their first dose from the previous day.** Persons receiving Johnson & Johnson vaccines will always be counted in the series completed column.

## COVID-19 doses for vaccinated persons in Florida

**Doses administered** 1,446,673

People receiving one dose of a 1-dose series (Johnson & Johnson) or receiving only one dose of a 2-dose series (Moderna, Pfizer) count once. Persons receiving both doses of a 2-dose series count twice.

## Current status of persons vaccinated for COVID-19 in Florida

**Total people vaccinated** 863,774

First dose 230,686

Series completed 633,088

Completed 1-dose series 50,189

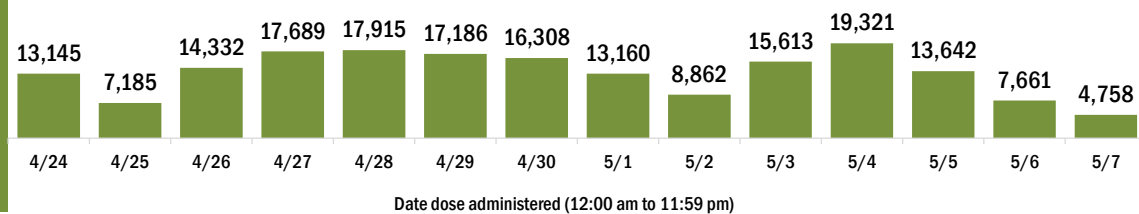
Completed 2-dose series 582,899

**First dose:** current number of people who have only received their first dose of the Moderna or Pfizer vaccine.

**Series complete:** current number of people who have received both Moderna or Pfizer vaccine doses or one Johnson & Johnson dose and are considered fully immunized.

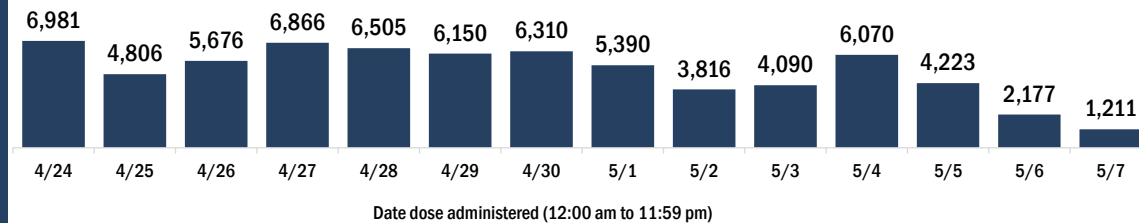
Demographic summary	First dose	Series complete	Total people vaccinated
<b>Age group</b>	<b>230,686</b>	<b>633,088</b>	<b>863,774</b>
16-24 years	27,852	30,783	58,635
25-34 years	31,145	48,308	79,453
35-44 years	37,713	74,643	112,356
45-54 years	41,325	108,675	150,000
55-64 years	40,498	143,576	184,074
65-74 years	29,541	134,237	163,778
75-84 years	15,413	68,018	83,431
85+ years	7,199	24,848	32,047
<b>Race</b>	<b>230,686</b>	<b>633,088</b>	<b>863,774</b>
White	125,834	392,902	518,736
Black	31,090	77,059	108,149
American Indian/Alaskan	1,074	2,545	3,619
Other	28,785	74,549	103,334
Unknown	43,903	86,033	129,936
<b>Other race</b> includes Asian, native Hawaiian/Pacific Islander, or other.			
<b>Ethnicity</b>	<b>230,686</b>	<b>633,088</b>	<b>863,774</b>
Hispanic	66,470	144,996	211,466
Non-Hispanic	86,005	310,908	396,913
Unknown	78,211	177,184	255,395
<b>Gender</b>	<b>230,686</b>	<b>633,088</b>	<b>863,774</b>
Female	120,401	344,073	464,474
Male	109,548	287,835	397,383
Unknown	737	1,180	1,917

## COVID-19 doses administered for the past 2 weeks

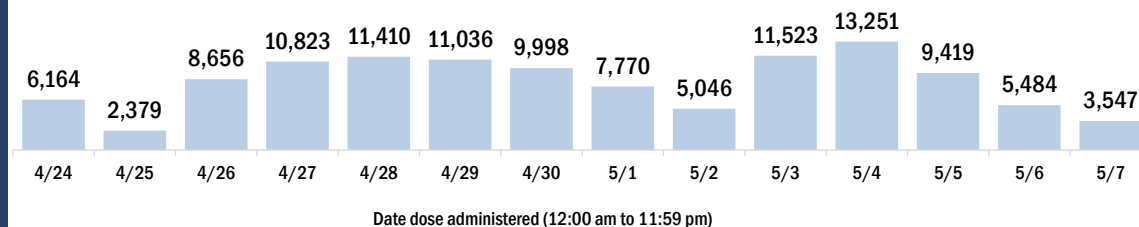


## Persons vaccinated for COVID-19 for the past 2 weeks

### Number of persons who received their first dose of a two-dose series of the COVID-19 vaccine



### Number of persons who completed the COVID-19 vaccine series



# COVID-19: Calhoun County vaccine summary

Vaccination data through May 7, 2021 as of May 8, 2021 at 12:05 AM

Data in this report are provisional and subject to change.

Data in this summary pertain to COVID-19 vaccines approved by the U.S. Food and Drug Administration and have been issued an Emergency Use Authorization (Janssen COVID-19 Vaccine, Moderna COVID-19 Vaccine and Pfizer-BioNTech COVID-19 Vaccine). These data summarize the number of people who have received either their first dose or have completed the series for a COVID-19 vaccine. **A person can only be counted in one category, first dose or series complete.** For persons receiving Moderna or Pfizer vaccines, once they receive their second dose, they are moved from the first dose column to the series completed column. **Because of this, the total first dose category may show a change from report to report not matching the total receiving their first dose from the previous day.** Persons receiving Johnson & Johnson vaccines will always be counted in the series completed column.

## COVID-19 doses for vaccinated persons in Florida

**Doses administered** 5,462

People receiving one dose of a 1-dose series (Johnson & Johnson) or receiving only one dose of a 2-dose series (Moderna, Pfizer) count once. Persons receiving both doses of a 2-dose series count twice.

## Current status of persons vaccinated for COVID-19 in Florida

**Total people vaccinated** 3,222

First dose 798

Series completed 2,424

Completed 1-dose series 184

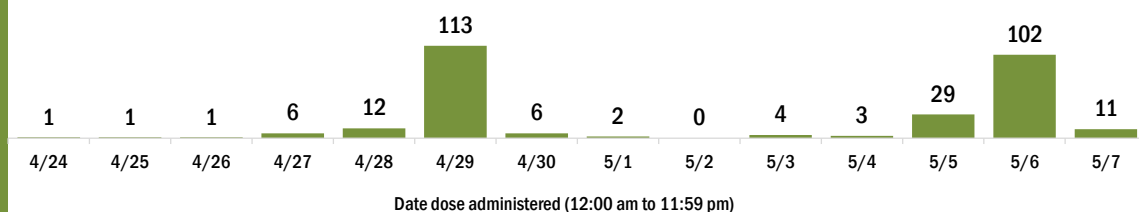
Completed 2-dose series 2,240

**First dose:** current number of people who have only received their first dose of the Moderna or Pfizer vaccine.

**Series complete:** current number of people who have received both Moderna or Pfizer vaccine doses or one Johnson & Johnson dose and are considered fully immunized.

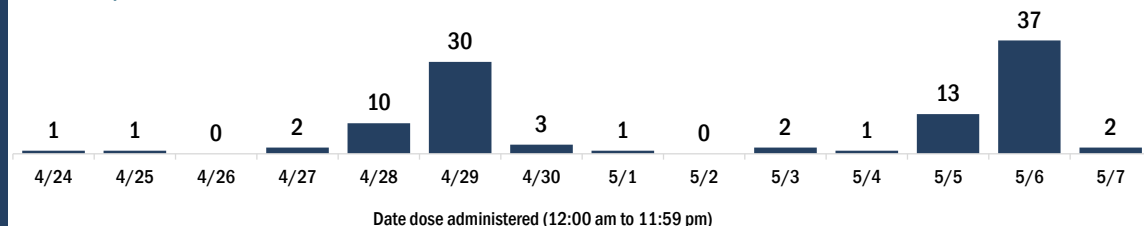
Demographic summary	First dose	Series complete	Total people vaccinated
<b>Age group</b>	798	2,424	3,222
16-24 years	48	34	82
25-34 years	99	73	172
35-44 years	162	132	294
45-54 years	181	244	425
55-64 years	153	483	636
65-74 years	88	807	895
75-84 years	48	469	517
85+ years	19	182	201
<b>Race</b>	798	2,424	3,222
White	493	1,705	2,198
Black	193	163	356
American Indian/Alaskan	3	16	19
Other	63	331	394
Unknown	46	209	255
<b>Other race</b> includes Asian, native Hawaiian/Pacific Islander, or other.			
<b>Ethnicity</b>	798	2,424	3,222
Hispanic	9	47	56
Non-Hispanic	205	1,345	1,550
Unknown	584	1,032	1,616
<b>Gender</b>	798	2,424	3,222
Female	202	1,349	1,551
Male	596	1,074	1,670
Unknown	0	1	1

## COVID-19 doses administered for the past 2 weeks

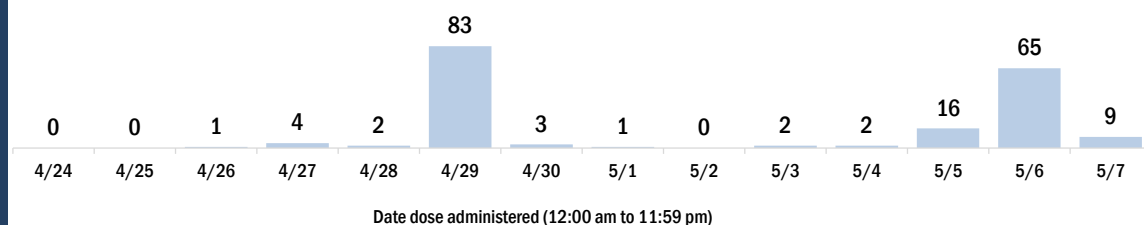


## Persons vaccinated for COVID-19 for the past 2 weeks

### Number of persons who received their first dose of a two-dose series of the COVID-19 vaccine



### Number of persons who completed the COVID-19 vaccine series





# COVID-19: Charlotte County vaccine summary

Vaccination data through May 7, 2021 as of May 8, 2021 at 12:05 AM

Data in this report are provisional and subject to change.

Data in this summary pertain to COVID-19 vaccines approved by the U.S. Food and Drug Administration and have been issued an Emergency Use Authorization (Janssen COVID-19 Vaccine, Moderna COVID-19 Vaccine and Pfizer-BioNTech COVID-19 Vaccine). These data summarize the number of people who have received either their first dose or have completed the series for a COVID-19 vaccine. **A person can only be counted in one category, first dose or series complete.** For persons receiving Moderna or Pfizer vaccines, once they receive their second dose, they are moved from the first dose column to the series completed column. **Because of this, the total first dose category may show a change from report to report not matching the total receiving their first dose from the previous day.** Persons receiving Johnson & Johnson vaccines will always be counted in the series completed column.

## COVID-19 doses for vaccinated persons in Florida

**Doses administered** 179,929

People receiving one dose of a 1-dose series (Johnson & Johnson) or receiving only one dose of a 2-dose series (Moderna, Pfizer) count once. Persons receiving both doses of a 2-dose series count twice.

## Current status of persons vaccinated for COVID-19 in Florida

**Total people vaccinated** 105,598

First dose 25,493

Series completed 80,105

Completed 1-dose series 5,774

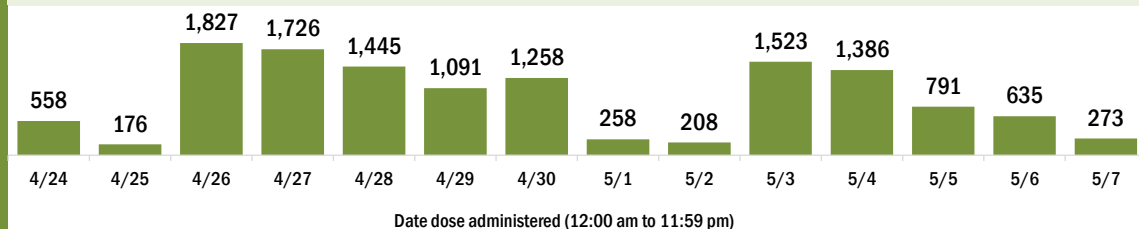
Completed 2-dose series 74,331

**First dose:** current number of people who have only received their first dose of the Moderna or Pfizer vaccine.

**Series complete:** current number of people who have received both Moderna or Pfizer vaccine doses or one Johnson & Johnson dose and are considered fully immunized.

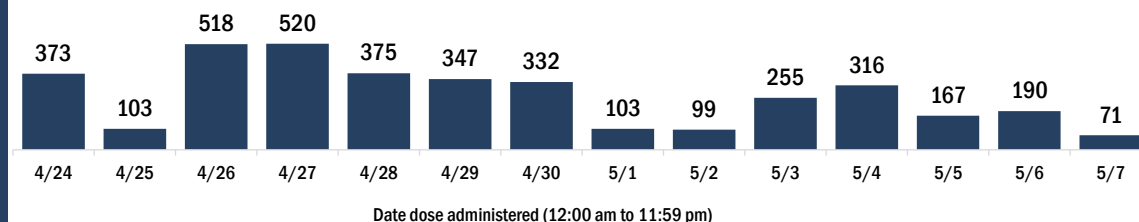
Demographic summary	First dose	Series complete	Total people vaccinated
<b>Age group</b>	<b>25,493</b>	<b>80,105</b>	<b>105,598</b>
16-24 years	1,225	884	2,109
25-34 years	1,249	1,551	2,800
35-44 years	1,626	2,361	3,987
45-54 years	2,585	5,145	7,730
55-64 years	5,752	15,243	20,995
65-74 years	6,983	30,988	37,971
75-84 years	4,536	18,575	23,111
85+ years	1,537	5,358	6,895
<b>Race</b>	<b>25,493</b>	<b>80,105</b>	<b>105,598</b>
White	19,027	61,495	80,522
Black	909	1,505	2,414
American Indian/Alaskan	149	321	470
Other	1,820	5,199	7,019
Unknown	3,588	11,585	15,173
<b>Other race</b> includes Asian, native Hawaiian/Pacific Islander, or other.			
<b>Ethnicity</b>	<b>25,493</b>	<b>80,105</b>	<b>105,598</b>
Hispanic	1,211	2,126	3,337
Non-Hispanic	14,861	49,173	64,034
Unknown	9,421	28,806	38,227
<b>Gender</b>	<b>25,493</b>	<b>80,105</b>	<b>105,598</b>
Female	13,278	44,475	57,753
Male	12,183	35,602	47,785
Unknown	32	28	60

## COVID-19 doses administered for the past 2 weeks

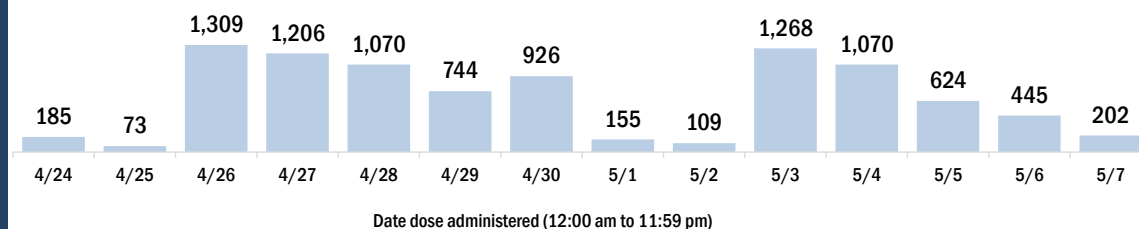


## Persons vaccinated for COVID-19 for the past 2 weeks

### Number of persons who received their first dose of a two-dose series of the COVID-19 vaccine



### Number of persons who completed the COVID-19 vaccine series



# COVID-19: Citrus County vaccine summary

Vaccination data through May 7, 2021 as of May 8, 2021 at 12:05 AM

Data in this report are provisional and subject to change.

Data in this summary pertain to COVID-19 vaccines approved by the U.S. Food and Drug Administration and have been issued an Emergency Use Authorization (Janssen COVID-19 Vaccine, Moderna COVID-19 Vaccine and Pfizer-BioNTech COVID-19 Vaccine). These data summarize the number of people who have received either their first dose or have completed the series for a COVID-19 vaccine. **A person can only be counted in one category, first dose or series complete.** For persons receiving Moderna or Pfizer vaccines, once they receive their second dose, they are moved from the first dose column to the series completed column. **Because of this, the total first dose category may show a change from report to report not matching the total receiving their first dose from the previous day.** Persons receiving Johnson & Johnson vaccines will always be counted in the series completed column.

## COVID-19 doses for vaccinated persons in Florida

**Doses administered** 109,694

People receiving one dose of a 1-dose series (Johnson & Johnson) or receiving only one dose of a 2-dose series (Moderna, Pfizer) count once. Persons receiving both doses of a 2-dose series count twice.

## Current status of persons vaccinated for COVID-19 in Florida

**Total people vaccinated** 61,411

First dose 11,301

Series completed 50,110

Completed 1-dose series 1,827

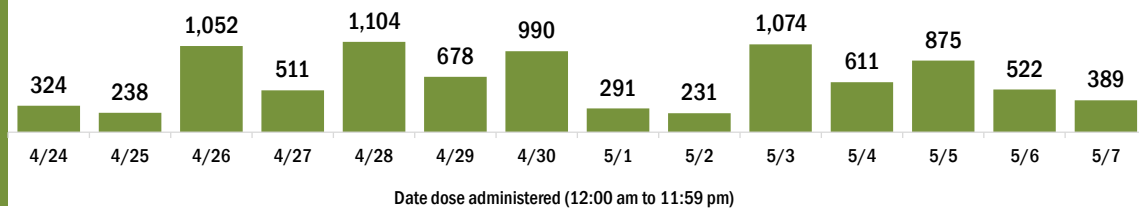
Completed 2-dose series 48,283

**First dose:** current number of people who have only received their first dose of the Moderna or Pfizer vaccine.

**Series complete:** current number of people who have received both Moderna or Pfizer vaccine doses or one Johnson & Johnson dose and are considered fully immunized.

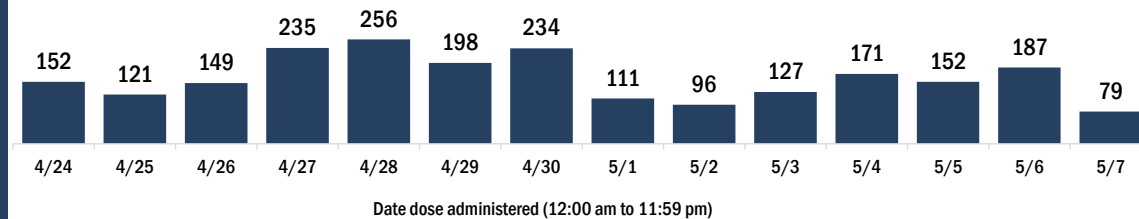
Demographic summary	First dose	Series complete	Total people vaccinated
<b>Age group</b>	<b>11,301</b>	<b>50,110</b>	<b>61,411</b>
16-24 years	758	640	1,398
25-34 years	813	1,012	1,825
35-44 years	899	1,557	2,456
45-54 years	1,402	3,243	4,645
55-64 years	2,426	8,884	11,310
65-74 years	2,712	18,667	21,379
75-84 years	1,725	12,462	14,187
85+ years	566	3,645	4,211
<b>Race</b>	<b>11,301</b>	<b>50,110</b>	<b>61,411</b>
White	8,488	37,941	46,429
Black	254	738	992
American Indian/Alaskan	60	273	333
Other	833	3,267	4,100
Unknown	1,666	7,891	9,557
<b>Other race</b> includes Asian, native Hawaiian/Pacific Islander, or other.			
<b>Ethnicity</b>	<b>11,301</b>	<b>50,110</b>	<b>61,411</b>
Hispanic	589	1,546	2,135
Non-Hispanic	7,063	29,992	37,055
Unknown	3,649	18,572	22,221
<b>Gender</b>	<b>11,301</b>	<b>50,110</b>	<b>61,411</b>
Female	6,191	28,455	34,646
Male	5,087	21,642	26,729
Unknown	23	13	36

## COVID-19 doses administered for the past 2 weeks

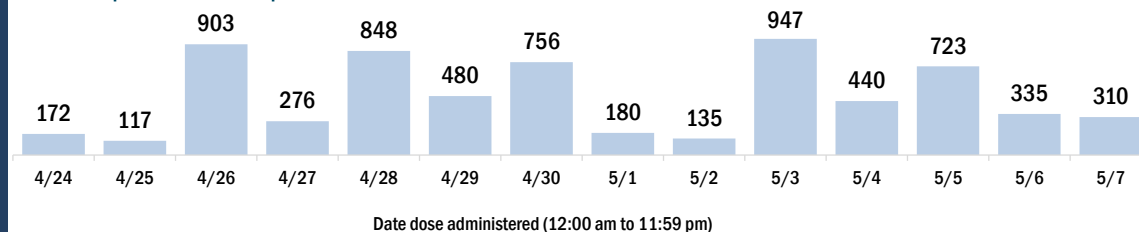


## Persons vaccinated for COVID-19 for the past 2 weeks

### Number of persons who received their first dose of a two-dose series of the COVID-19 vaccine



### Number of persons who completed the COVID-19 vaccine series



# COVID-19: Clay County vaccine summary

Vaccination data through May 7, 2021 as of May 8, 2021 at 12:05 AM

Data in this report are provisional and subject to change.

Data in this summary pertain to COVID-19 vaccines approved by the U.S. Food and Drug Administration and have been issued an Emergency Use Authorization (Janssen COVID-19 Vaccine, Moderna COVID-19 Vaccine and Pfizer-BioNTech COVID-19 Vaccine). These data summarize the number of people who have received either their first dose or have completed the series for a COVID-19 vaccine. **A person can only be counted in one category, first dose or series complete.** For persons receiving Moderna or Pfizer vaccines, once they receive their second dose, they are moved from the first dose column to the series completed column. **Because of this, the total first dose category may show a change from report to report not matching the total receiving their first dose from the previous day.** Persons receiving Johnson & Johnson vaccines will always be counted in the series completed column.

## COVID-19 doses for vaccinated persons in Florida

**Doses administered** 114,101

People receiving one dose of a 1-dose series (Johnson & Johnson) or receiving only one dose of a 2-dose series (Moderna, Pfizer) count once. Persons receiving both doses of a 2-dose series count twice.

## Current status of persons vaccinated for COVID-19 in Florida

**Total people vaccinated** 64,744

First dose 11,987

Series completed 52,757

Completed 1-dose series 3,400

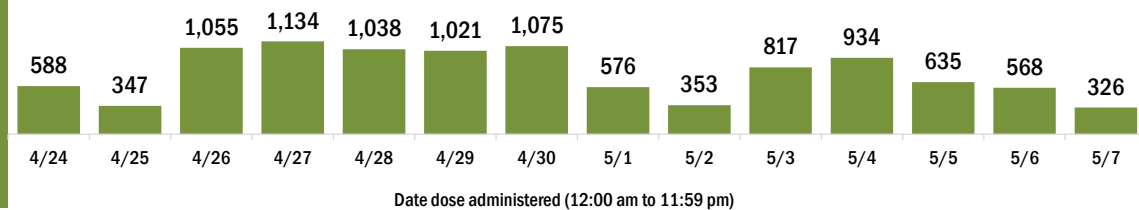
Completed 2-dose series 49,357

**First dose:** current number of people who have only received their first dose of the Moderna or Pfizer vaccine.

**Series complete:** current number of people who have received both Moderna or Pfizer vaccine doses or one Johnson & Johnson dose and are considered fully immunized.

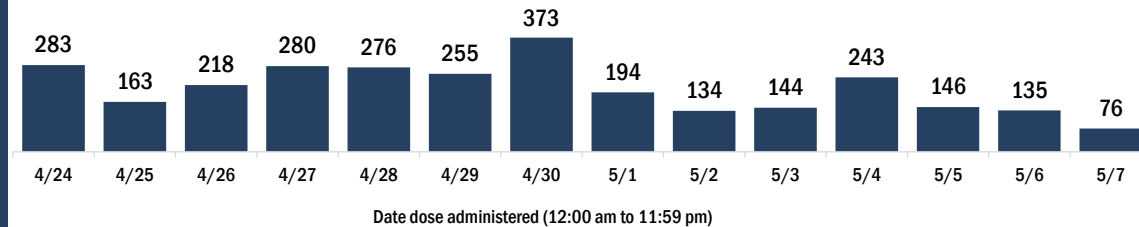
Demographic summary	First dose	Series complete	Total people vaccinated
<b>Age group</b>	<b>11,987</b>	<b>52,757</b>	<b>64,744</b>
16-24 years	1,663	2,380	4,043
25-34 years	1,550	2,955	4,505
35-44 years	1,934	4,977	6,911
45-54 years	2,040	7,608	9,648
55-64 years	2,372	11,576	13,948
65-74 years	1,284	14,142	15,426
75-84 years	800	7,029	7,829
85+ years	344	2,090	2,434
<b>Race</b>	<b>11,987</b>	<b>52,757</b>	<b>64,744</b>
White	6,774	37,404	44,178
Black	1,095	3,694	4,789
American Indian/Alaskan	52	245	297
Other	1,652	5,155	6,807
Unknown	2,414	6,259	8,673
<b>Other race</b> includes Asian, native Hawaiian/Pacific Islander, or other.			
<b>Ethnicity</b>	<b>11,987</b>	<b>52,757</b>	<b>64,744</b>
Hispanic	974	2,861	3,835
Non-Hispanic	6,630	37,982	44,612
Unknown	4,383	11,914	16,297
<b>Gender</b>	<b>11,987</b>	<b>52,757</b>	<b>64,744</b>
Female	6,490	30,228	36,718
Male	5,331	22,524	27,855
Unknown	166	5	171

## COVID-19 doses administered for the past 2 weeks

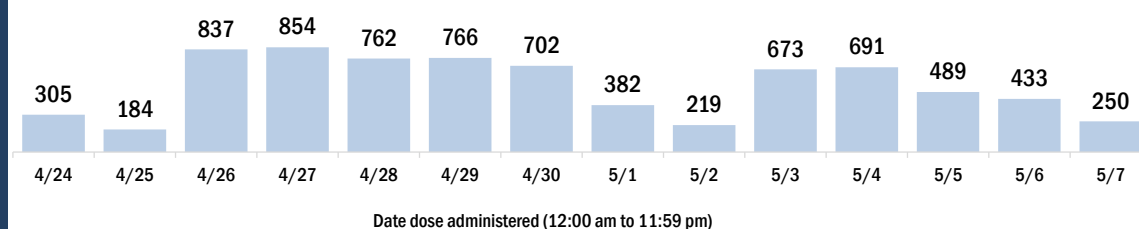


## Persons vaccinated for COVID-19 for the past 2 weeks

### Number of persons who received their first dose of a two-dose series of the COVID-19 vaccine



### Number of persons who completed the COVID-19 vaccine series



# COVID-19: Collier County vaccine summary

Vaccination data through May 7, 2021 as of May 8, 2021 at 12:05 AM

Data in this report are provisional and subject to change.

Data in this summary pertain to COVID-19 vaccines approved by the U.S. Food and Drug Administration and have been issued an Emergency Use Authorization (Janssen COVID-19 Vaccine, Moderna COVID-19 Vaccine and Pfizer-BioNTech COVID-19 Vaccine). These data summarize the number of people who have received either their first dose or have completed the series for a COVID-19 vaccine. **A person can only be counted in one category, first dose or series complete.** For persons receiving Moderna or Pfizer vaccines, once they receive their second dose, they are moved from the first dose column to the series completed column. **Because of this, the total first dose category may show a change from report to report not matching the total receiving their first dose from the previous day.** Persons receiving Johnson & Johnson vaccines will always be counted in the series completed column.

## COVID-19 doses for vaccinated persons in Florida

**Doses administered** 330,942

People receiving one dose of a 1-dose series (Johnson & Johnson) or receiving only one dose of a 2-dose series (Moderna, Pfizer) count once. Persons receiving both doses of a 2-dose series count twice.

## Current status of persons vaccinated for COVID-19 in Florida

**Total people vaccinated** 194,351

First dose 44,600

Series completed 149,751

Completed 1-dose series 13,160

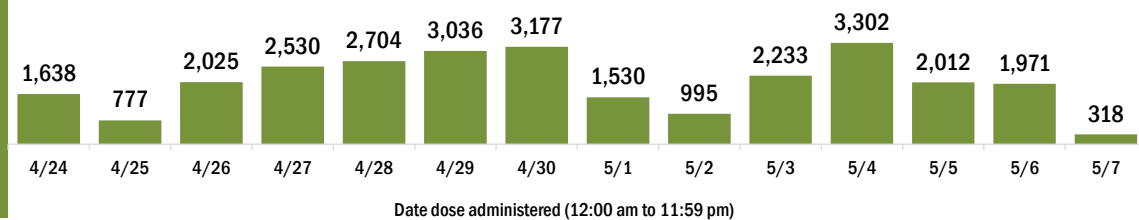
Completed 2-dose series 136,591

**First dose:** current number of people who have only received their first dose of the Moderna or Pfizer vaccine.

**Series complete:** current number of people who have received both Moderna or Pfizer vaccine doses or one Johnson & Johnson dose and are considered fully immunized.

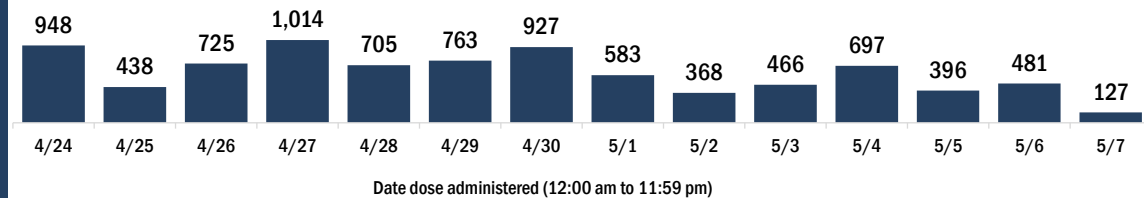
Demographic summary	First dose	Series complete	Total people vaccinated
<b>Age group</b>	<b>44,600</b>	<b>149,751</b>	<b>194,351</b>
16-24 years	3,945	2,894	6,839
25-34 years	4,285	4,852	9,137
35-44 years	5,440	7,128	12,568
45-54 years	6,833	12,342	19,175
55-64 years	8,898	26,800	35,698
65-74 years	7,971	50,679	58,650
75-84 years	5,229	34,918	40,147
85+ years	1,999	10,138	12,137
<b>Race</b>	<b>44,600</b>	<b>149,751</b>	<b>194,351</b>
White	29,288	99,072	128,360
Black	1,193	1,945	3,138
American Indian/Alaskan	184	450	634
Other	4,931	11,761	16,692
Unknown	9,004	36,523	45,527
<b>Other race</b> includes Asian, native Hawaiian/Pacific Islander, or other.			
<b>Ethnicity</b>	<b>44,600</b>	<b>149,751</b>	<b>194,351</b>
Hispanic	8,870	11,267	20,137
Non-Hispanic	18,447	68,910	87,357
Unknown	17,283	69,574	86,857
<b>Gender</b>	<b>44,600</b>	<b>149,751</b>	<b>194,351</b>
Female	23,276	81,954	105,230
Male	21,077	67,517	88,594
Unknown	247	280	527

## COVID-19 doses administered for the past 2 weeks

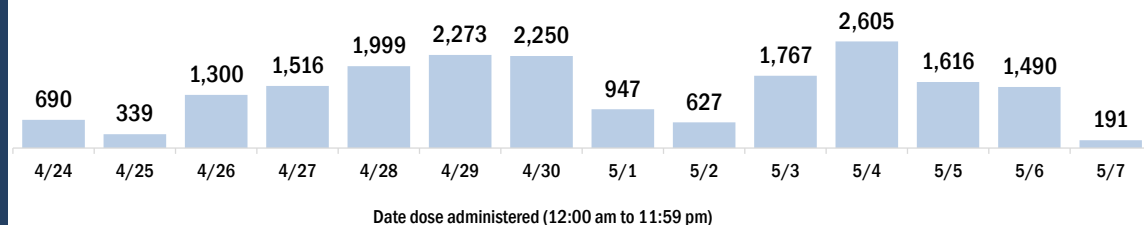


## Persons vaccinated for COVID-19 for the past 2 weeks

### Number of persons who received their first dose of a two-dose series of the COVID-19 vaccine



### Number of persons who completed the COVID-19 vaccine series



# COVID-19: Columbia County vaccine summary

Vaccination data through May 7, 2021 as of May 8, 2021 at 12:05 AM

Data in this report are provisional and subject to change.

Data in this summary pertain to COVID-19 vaccines approved by the U.S. Food and Drug Administration and have been issued an Emergency Use Authorization (Janssen COVID-19 Vaccine, Moderna COVID-19 Vaccine and Pfizer-BioNTech COVID-19 Vaccine). These data summarize the number of people who have received either their first dose or have completed the series for a COVID-19 vaccine. **A person can only be counted in one category, first dose or series complete.** For persons receiving Moderna or Pfizer vaccines, once they receive their second dose, they are moved from the first dose column to the series completed column. **Because of this, the total first dose category may show a change from report to report not matching the total receiving their first dose from the previous day.** Persons receiving Johnson & Johnson vaccines will always be counted in the series completed column.

## COVID-19 doses for vaccinated persons in Florida

**Doses administered** 28,097

People receiving one dose of a 1-dose series (Johnson & Johnson) or receiving only one dose of a 2-dose series (Moderna, Pfizer) count once. Persons receiving both doses of a 2-dose series count twice.

## Current status of persons vaccinated for COVID-19 in Florida

**Total people vaccinated** 16,442

First dose 3,114

Series completed 13,328

Completed 1-dose series 1,673

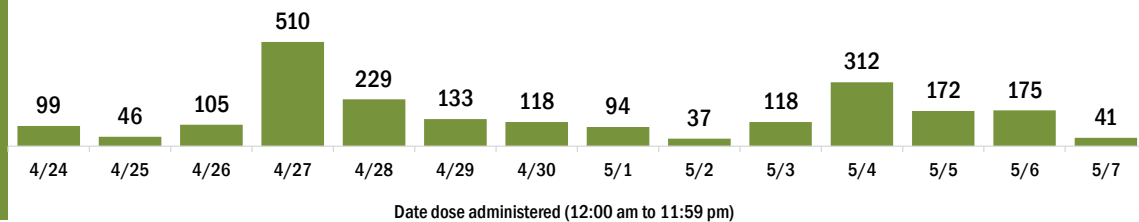
Completed 2-dose series 11,655

**First dose:** current number of people who have only received their first dose of the Moderna or Pfizer vaccine.

**Series complete:** current number of people who have received both Moderna or Pfizer vaccine doses or one Johnson & Johnson dose and are considered fully immunized.

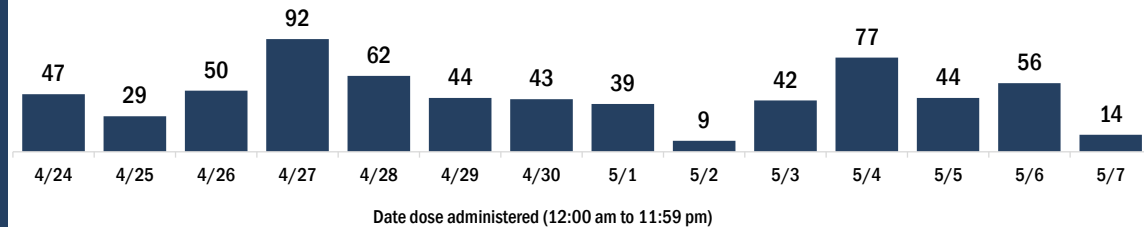
Demographic summary	First dose	Series complete	Total people vaccinated
<b>Age group</b>	<b>3,114</b>	<b>13,328</b>	<b>16,442</b>
16-24 years	348	418	766
25-34 years	376	538	914
35-44 years	452	851	1,303
45-54 years	569	1,454	2,023
55-64 years	709	2,755	3,464
65-74 years	392	4,218	4,610
75-84 years	198	2,400	2,598
85+ years	70	694	764
<b>Race</b>	<b>3,114</b>	<b>13,328</b>	<b>16,442</b>
White	1,866	9,595	11,461
Black	532	1,482	2,014
American Indian/Alaskan	12	67	79
Other	321	895	1,216
Unknown	383	1,289	1,672
<b>Other race</b> includes Asian, native Hawaiian/Pacific Islander, or other.			
<b>Ethnicity</b>	<b>3,114</b>	<b>13,328</b>	<b>16,442</b>
Hispanic	219	446	665
Non-Hispanic	1,724	9,715	11,439
Unknown	1,171	3,167	4,338
<b>Gender</b>	<b>3,114</b>	<b>13,328</b>	<b>16,442</b>
Female	1,239	7,671	8,910
Male	1,869	5,657	7,526
Unknown	6	0	6

## COVID-19 doses administered for the past 2 weeks

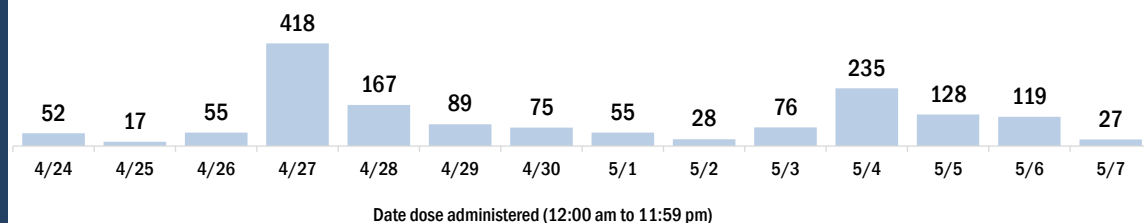


## Persons vaccinated for COVID-19 for the past 2 weeks

### Number of persons who received their first dose of a two-dose series of the COVID-19 vaccine



### Number of persons who completed the COVID-19 vaccine series



# COVID-19: Dade County vaccine summary

Vaccination data through May 7, 2021 as of May 8, 2021 at 12:05 AM

Data in this report are provisional and subject to change.

Data in this summary pertain to COVID-19 vaccines approved by the U.S. Food and Drug Administration and have been issued an Emergency Use Authorization (Janssen COVID-19 Vaccine, Moderna COVID-19 Vaccine and Pfizer-BioNTech COVID-19 Vaccine). These data summarize the number of people who have received either their first dose or have completed the series for a COVID-19 vaccine. **A person can only be counted in one category, first dose or series complete.** For persons receiving Moderna or Pfizer vaccines, once they receive their second dose, they are moved from the first dose column to the series completed column. **Because of this, the total first dose category may show a change from report to report not matching the total receiving their first dose from the previous day.** Persons receiving Johnson & Johnson vaccines will always be counted in the series completed column.

## COVID-19 doses for vaccinated persons in Florida

**Doses administered** 2,118,116

People receiving one dose of a 1-dose series (Johnson & Johnson) or receiving only one dose of a 2-dose series (Moderna, Pfizer) count once. Persons receiving both doses of a 2-dose series count twice.

## Current status of persons vaccinated for COVID-19 in Florida

**Total people vaccinated** 1,305,420

First dose 379,763

Series completed 925,657

Completed 1-dose series 112,961

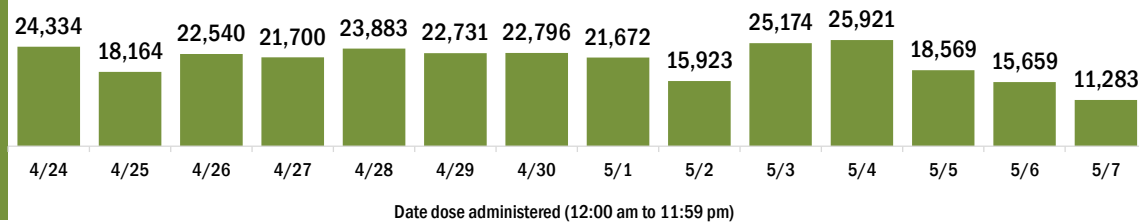
Completed 2-dose series 812,696

**First dose:** current number of people who have only received their first dose of the Moderna or Pfizer vaccine.

**Series complete:** current number of people who have received both Moderna or Pfizer vaccine doses or one Johnson & Johnson dose and are considered fully immunized.

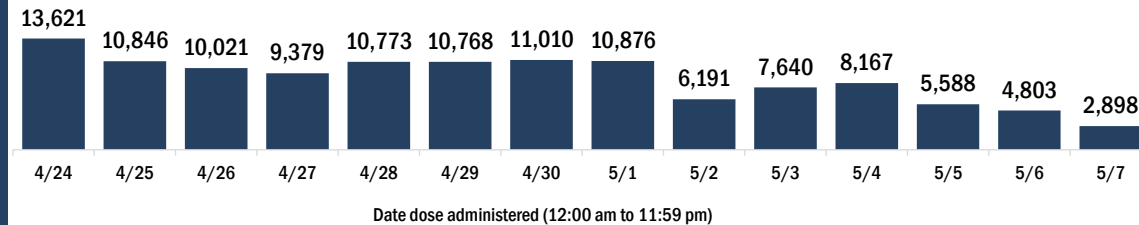
Demographic summary	First dose	Series complete	Total people vaccinated
<b>Age group</b>	<b>379,763</b>	<b>925,657</b>	<b>1,305,420</b>
16-24 years	44,027	47,696	91,723
25-34 years	57,590	82,551	140,141
35-44 years	66,288	116,657	182,945
45-54 years	71,866	165,156	237,022
55-64 years	63,045	195,448	258,493
65-74 years	43,916	174,653	218,569
75-84 years	23,068	103,851	126,919
85+ years	9,963	39,645	49,608
<b>Race</b>	<b>379,763</b>	<b>925,657</b>	<b>1,305,420</b>
White	259,585	653,902	913,487
Black	23,521	60,461	83,982
American Indian/Alaskan	1,328	2,054	3,382
Other	45,136	99,603	144,739
Unknown	50,193	109,637	159,830
<b>Other race</b> includes Asian, native Hawaiian/Pacific Islander, or other.			
<b>Ethnicity</b>	<b>379,763</b>	<b>925,657</b>	<b>1,305,420</b>
Hispanic	210,100	457,246	667,346
Non-Hispanic	58,728	195,855	254,583
Unknown	110,935	272,556	383,491
<b>Gender</b>	<b>379,763</b>	<b>925,657</b>	<b>1,305,420</b>
Female	195,466	504,962	700,428
Male	182,368	419,080	601,448
Unknown	1,929	1,615	3,544

## COVID-19 doses administered for the past 2 weeks

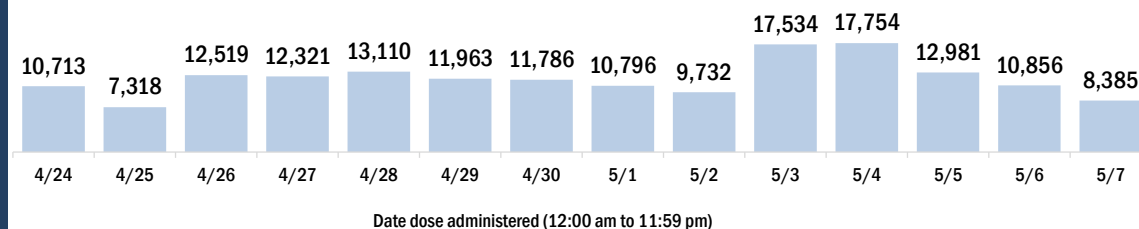


## Persons vaccinated for COVID-19 for the past 2 weeks

### Number of persons who received their first dose of a two-dose series of the COVID-19 vaccine



### Number of persons who completed the COVID-19 vaccine series





# COVID-19: Desoto County vaccine summary

Vaccination data through May 7, 2021 as of May 8, 2021 at 12:05 AM

Data in this report are provisional and subject to change.

Data in this summary pertain to COVID-19 vaccines approved by the U.S. Food and Drug Administration and have been issued an Emergency Use Authorization (Janssen COVID-19 Vaccine, Moderna COVID-19 Vaccine and Pfizer-BioNTech COVID-19 Vaccine). These data summarize the number of people who have received either their first dose or have completed the series for a COVID-19 vaccine. **A person can only be counted in one category, first dose or series complete.** For persons receiving Moderna or Pfizer vaccines, once they receive their second dose, they are moved from the first dose column to the series completed column. **Because of this, the total first dose category may show a change from report to report not matching the total receiving their first dose from the previous day.** Persons receiving Johnson & Johnson vaccines will always be counted in the series completed column.

## COVID-19 doses for vaccinated persons in Florida

**Doses administered** 19,414

People receiving one dose of a 1-dose series (Johnson & Johnson) or receiving only one dose of a 2-dose series (Moderna, Pfizer) count once. Persons receiving both doses of a 2-dose series count twice.

## Current status of persons vaccinated for COVID-19 in Florida

**Total people vaccinated** 12,211

First dose 4,428

Series completed 7,783

Completed 1-dose series 580

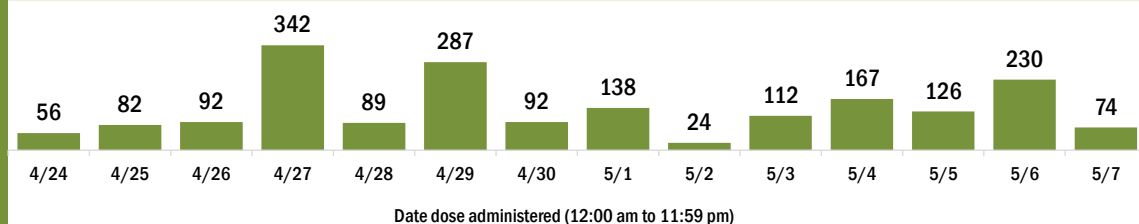
Completed 2-dose series 7,203

**First dose:** current number of people who have only received their first dose of the Moderna or Pfizer vaccine.

**Series complete:** current number of people who have received both Moderna or Pfizer vaccine doses or one Johnson & Johnson dose and are considered fully immunized.

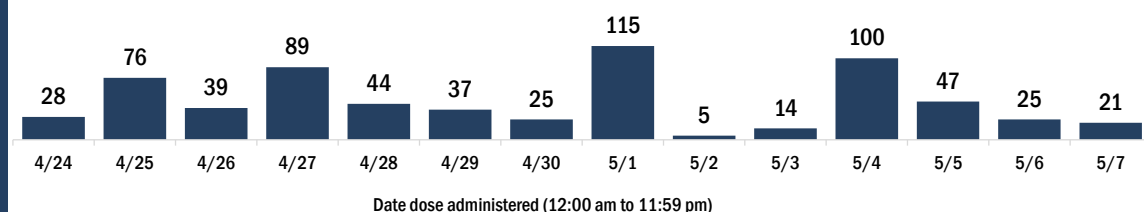
Demographic summary	First dose	Series complete	Total people vaccinated
<b>Age group</b>	<b>4,428</b>	<b>7,783</b>	<b>12,211</b>
16-24 years	378	164	542
25-34 years	607	276	883
35-44 years	739	389	1,128
45-54 years	799	668	1,467
55-64 years	893	1,369	2,262
65-74 years	586	2,718	3,304
75-84 years	339	1,781	2,120
85+ years	87	418	505
<b>Race</b>	<b>4,428</b>	<b>7,783</b>	<b>12,211</b>
White	2,080	5,599	7,679
Black	435	431	866
American Indian/Alaskan	13	31	44
Other	1,136	733	1,869
Unknown	764	989	1,753
<b>Other race</b> includes Asian, native Hawaiian/Pacific Islander, or other.			
<b>Ethnicity</b>	<b>4,428</b>	<b>7,783</b>	<b>12,211</b>
Hispanic	1,427	709	2,136
Non-Hispanic	1,758	3,949	5,707
Unknown	1,243	3,125	4,368
<b>Gender</b>	<b>4,428</b>	<b>7,783</b>	<b>12,211</b>
Female	1,442	4,208	5,650
Male	2,986	3,574	6,560
Unknown	0	1	1

## COVID-19 doses administered for the past 2 weeks

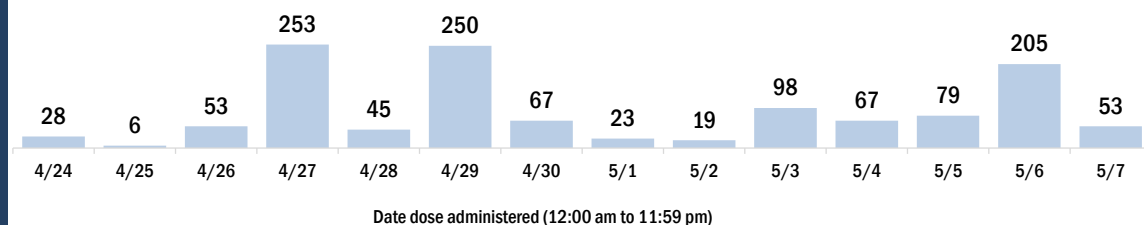


## Persons vaccinated for COVID-19 for the past 2 weeks

### Number of persons who received their first dose of a two-dose series of the COVID-19 vaccine



### Number of persons who completed the COVID-19 vaccine series



# COVID-19: Dixie County vaccine summary

Vaccination data through May 7, 2021 as of May 8, 2021 at 12:05 AM

Data in this report are provisional and subject to change.

Data in this summary pertain to COVID-19 vaccines approved by the U.S. Food and Drug Administration and have been issued an Emergency Use Authorization (Janssen COVID-19 Vaccine, Moderna COVID-19 Vaccine and Pfizer-BioNTech COVID-19 Vaccine). These data summarize the number of people who have received either their first dose or have completed the series for a COVID-19 vaccine. **A person can only be counted in one category, first dose or series complete.** For persons receiving Moderna or Pfizer vaccines, once they receive their second dose, they are moved from the first dose column to the series completed column. **Because of this, the total first dose category may show a change from report to report not matching the total receiving their first dose from the previous day.** Persons receiving Johnson & Johnson vaccines will always be counted in the series completed column.

## COVID-19 doses for vaccinated persons in Florida

**Doses administered** 6,309

People receiving one dose of a 1-dose series (Johnson & Johnson) or receiving only one dose of a 2-dose series (Moderna, Pfizer) count once. Persons receiving both doses of a 2-dose series count twice.

## Current status of persons vaccinated for COVID-19 in Florida

**Total people vaccinated** 3,838

First dose 994

Series completed 2,844

Completed 1-dose series 373

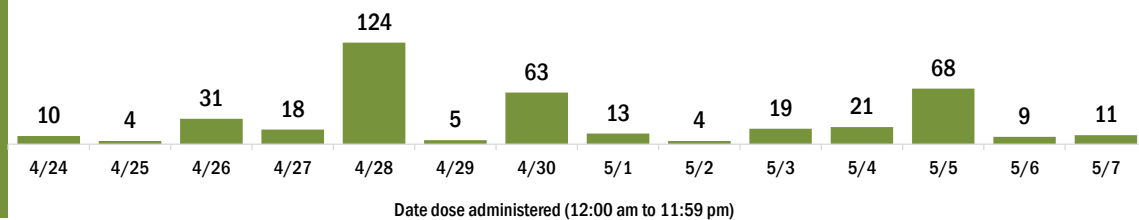
Completed 2-dose series 2,471

**First dose:** current number of people who have only received their first dose of the Moderna or Pfizer vaccine.

**Series complete:** current number of people who have received both Moderna or Pfizer vaccine doses or one Johnson & Johnson dose and are considered fully immunized.

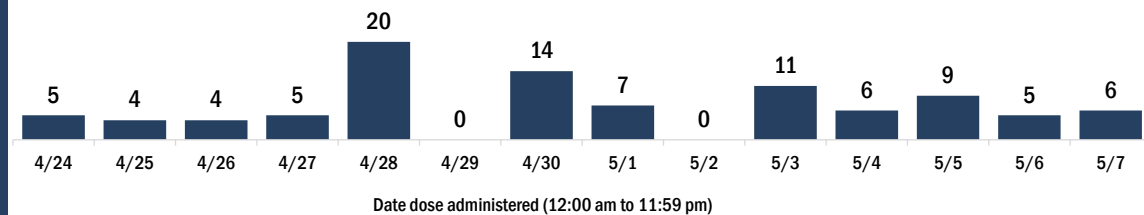
Demographic summary	First dose	Series complete	Total people vaccinated
<b>Age group</b>	994	2,844	3,838
16-24 years	39	36	75
25-34 years	80	49	129
35-44 years	202	101	303
45-54 years	243	196	439
55-64 years	260	626	886
65-74 years	103	1,082	1,185
75-84 years	51	603	654
85+ years	16	151	167
<b>Race</b>	994	2,844	3,838
White	684	2,489	3,173
Black	240	120	360
American Indian/Alaskan	4	16	20
Other	36	78	114
Unknown	30	141	171
<b>Other race</b> includes Asian, native Hawaiian/Pacific Islander, or other.			
<b>Ethnicity</b>	994	2,844	3,838
Hispanic	35	55	90
Non-Hispanic	813	2,180	2,993
Unknown	146	609	755
<b>Gender</b>	994	2,844	3,838
Female	209	1,498	1,707
Male	785	1,346	2,131
Unknown	0	0	0

## COVID-19 doses administered for the past 2 weeks

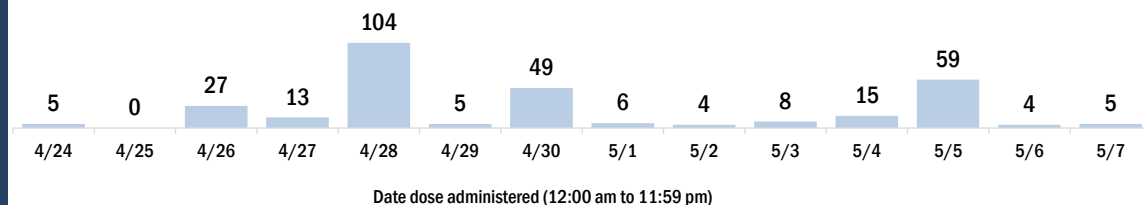


## Persons vaccinated for COVID-19 for the past 2 weeks

### Number of persons who received their first dose of a two-dose series of the COVID-19 vaccine



### Number of persons who completed the COVID-19 vaccine series



# COVID-19: Duval County vaccine summary

Vaccination data through May 7, 2021 as of May 8, 2021 at 12:05 AM

Data in this report are provisional and subject to change.

Data in this summary pertain to COVID-19 vaccines approved by the U.S. Food and Drug Administration and have been issued an Emergency Use Authorization (Janssen COVID-19 Vaccine, Moderna COVID-19 Vaccine and Pfizer-BioNTech COVID-19 Vaccine). These data summarize the number of people who have received either their first dose or have completed the series for a COVID-19 vaccine. **A person can only be counted in one category, first dose or series complete.** For persons receiving Moderna or Pfizer vaccines, once they receive their second dose, they are moved from the first dose column to the series completed column. **Because of this, the total first dose category may show a change from report to report not matching the total receiving their first dose from the previous day.** Persons receiving Johnson & Johnson vaccines will always be counted in the series completed column.

## COVID-19 doses for vaccinated persons in Florida

**Doses administered** 578,412

People receiving one dose of a 1-dose series (Johnson & Johnson) or receiving only one dose of a 2-dose series (Moderna, Pfizer) count once. Persons receiving both doses of a 2-dose series count twice.

## Current status of persons vaccinated for COVID-19 in Florida

**Total people vaccinated** 335,960

First dose 68,091

Series completed 267,869

Completed 1-dose series 25,417

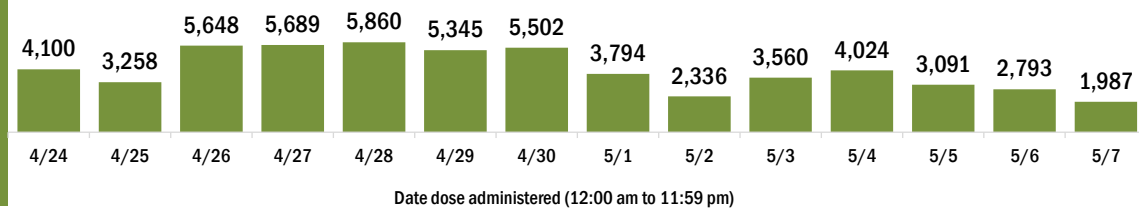
Completed 2-dose series 242,452

**First dose:** current number of people who have only received their first dose of the Moderna or Pfizer vaccine.

**Series complete:** current number of people who have received both Moderna or Pfizer vaccine doses or one Johnson & Johnson dose and are considered fully immunized.

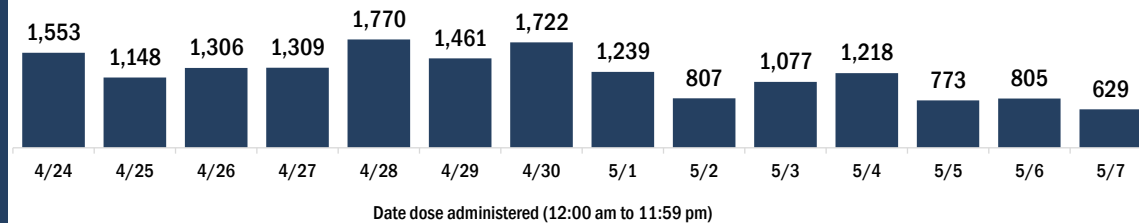
Demographic summary	First dose	Series complete	Total people vaccinated
<b>Age group</b>	68,091	267,869	335,960
16-24 years	8,197	12,649	20,846
25-34 years	10,643	25,793	36,436
35-44 years	10,589	31,452	42,041
45-54 years	10,190	41,136	51,326
55-64 years	11,337	59,721	71,058
65-74 years	10,602	60,475	71,077
75-84 years	4,517	27,259	31,776
85+ years	2,016	9,384	11,400
<b>Race</b>	68,091	267,869	335,960
White	33,452	154,845	188,297
Black	10,537	44,786	55,323
American Indian/Alaskan	215	646	861
Other	10,896	34,298	45,194
Unknown	12,991	33,294	46,285
<b>Other race</b> includes Asian, native Hawaiian/Pacific Islander, or other.			
<b>Ethnicity</b>	68,091	267,869	335,960
Hispanic	5,839	15,315	21,154
Non-Hispanic	41,231	192,632	233,863
Unknown	21,021	59,922	80,943
<b>Gender</b>	68,091	267,869	335,960
Female	35,077	152,156	187,233
Male	30,573	115,536	146,109
Unknown	2,441	177	2,618

## COVID-19 doses administered for the past 2 weeks

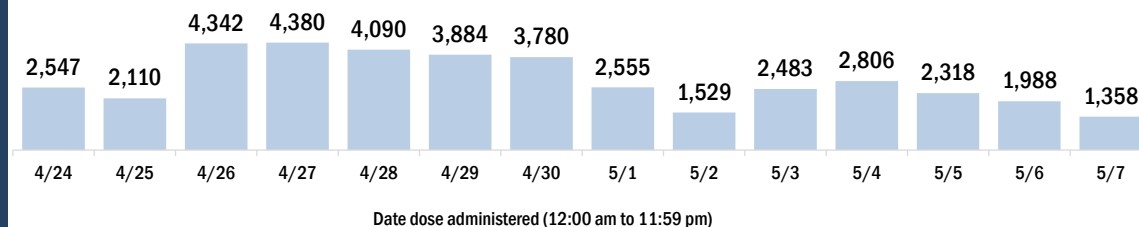


## Persons vaccinated for COVID-19 for the past 2 weeks

### Number of persons who received their first dose of a two-dose series of the COVID-19 vaccine



### Number of persons who completed the COVID-19 vaccine series



# COVID-19: Escambia County vaccine summary

Vaccination data through May 7, 2021 as of May 8, 2021 at 12:05 AM

Data in this report are provisional and subject to change.

Data in this summary pertain to COVID-19 vaccines approved by the U.S. Food and Drug Administration and have been issued an Emergency Use Authorization (Janssen COVID-19 Vaccine, Moderna COVID-19 Vaccine and Pfizer-BioNTech COVID-19 Vaccine). These data summarize the number of people who have received either their first dose or have completed the series for a COVID-19 vaccine. **A person can only be counted in one category, first dose or series complete.** For persons receiving Moderna or Pfizer vaccines, once they receive their second dose, they are moved from the first dose column to the series completed column. **Because of this, the total first dose category may show a change from report to report not matching the total receiving their first dose from the previous day.** Persons receiving Johnson & Johnson vaccines will always be counted in the series completed column.

## COVID-19 doses for vaccinated persons in Florida

**Doses administered** 169,440

People receiving one dose of a 1-dose series (Johnson & Johnson) or receiving only one dose of a 2-dose series (Moderna, Pfizer) count once. Persons receiving both doses of a 2-dose series count twice.

## Current status of persons vaccinated for COVID-19 in Florida

**Total people vaccinated** 99,870

First dose 22,811

Series completed 77,059

Completed 1-dose series 7,489

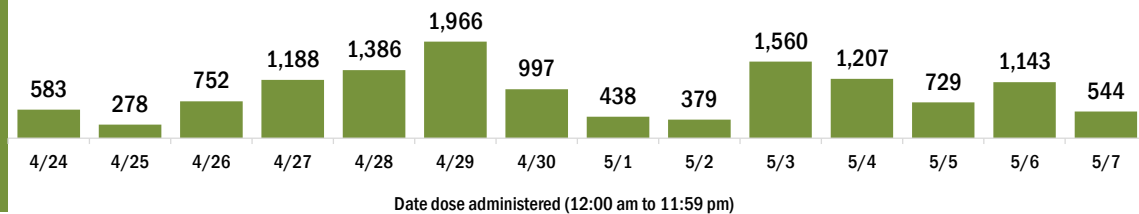
Completed 2-dose series 69,570

**First dose:** current number of people who have only received their first dose of the Moderna or Pfizer vaccine.

**Series complete:** current number of people who have received both Moderna or Pfizer vaccine doses or one Johnson & Johnson dose and are considered fully immunized.

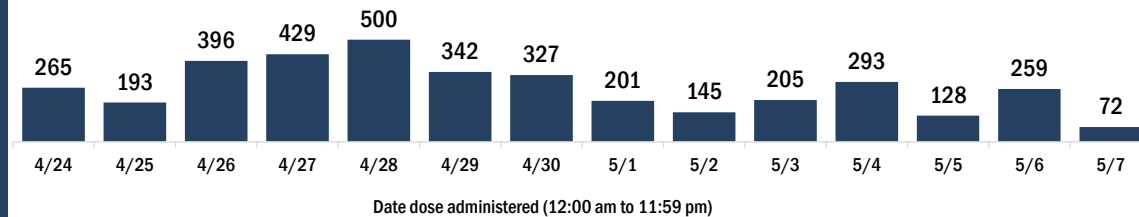
Demographic summary	First dose	Series complete	Total people vaccinated
<b>Age group</b>	<b>22,811</b>	<b>77,059</b>	<b>99,870</b>
16-24 years	2,860	2,694	5,554
25-34 years	3,416	5,321	8,737
35-44 years	3,009	6,493	9,502
45-54 years	3,132	9,601	12,733
55-64 years	3,949	17,410	21,359
65-74 years	3,674	20,632	24,306
75-84 years	1,977	10,970	12,947
85+ years	794	3,938	4,732
<b>Race</b>	<b>22,811</b>	<b>77,059</b>	<b>99,870</b>
White	11,896	46,980	58,876
Black	3,318	11,259	14,577
American Indian/Alaskan	133	573	706
Other	2,378	7,190	9,568
Unknown	5,086	11,057	16,143
<b>Other race</b> includes Asian, native Hawaiian/Pacific Islander, or other.			
<b>Ethnicity</b>	<b>22,811</b>	<b>77,059</b>	<b>99,870</b>
Hispanic	1,048	2,037	3,085
Non-Hispanic	13,495	54,247	67,742
Unknown	8,268	20,775	29,043
<b>Gender</b>	<b>22,811</b>	<b>77,059</b>	<b>99,870</b>
Female	12,384	44,841	57,225
Male	10,363	32,131	42,494
Unknown	64	87	151

## COVID-19 doses administered for the past 2 weeks

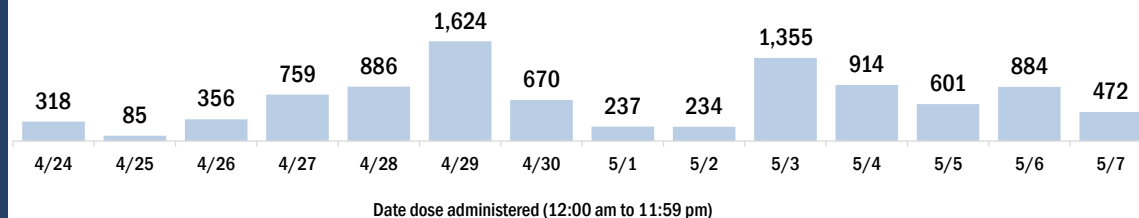


## Persons vaccinated for COVID-19 for the past 2 weeks

### Number of persons who received their first dose of a two-dose series of the COVID-19 vaccine



### Number of persons who completed the COVID-19 vaccine series



# COVID-19: Flagler County vaccine summary

Vaccination data through May 7, 2021 as of May 8, 2021 at 12:05 AM

Data in this report are provisional and subject to change.

Data in this summary pertain to COVID-19 vaccines approved by the U.S. Food and Drug Administration and have been issued an Emergency Use Authorization (Janssen COVID-19 Vaccine, Moderna COVID-19 Vaccine and Pfizer-BioNTech COVID-19 Vaccine). These data summarize the number of people who have received either their first dose or have completed the series for a COVID-19 vaccine. **A person can only be counted in one category, first dose or series complete.** For persons receiving Moderna or Pfizer vaccines, once they receive their second dose, they are moved from the first dose column to the series completed column. **Because of this, the total first dose category may show a change from report to report not matching the total receiving their first dose from the previous day.** Persons receiving Johnson & Johnson vaccines will always be counted in the series completed column.

## COVID-19 doses for vaccinated persons in Florida

**Doses administered** 91,461

People receiving one dose of a 1-dose series (Johnson & Johnson) or receiving only one dose of a 2-dose series (Moderna, Pfizer) count once. Persons receiving both doses of a 2-dose series count twice.

## Current status of persons vaccinated for COVID-19 in Florida

**Total people vaccinated** 52,602

First dose 11,295

Series completed 41,307

Completed 1-dose series 2,448

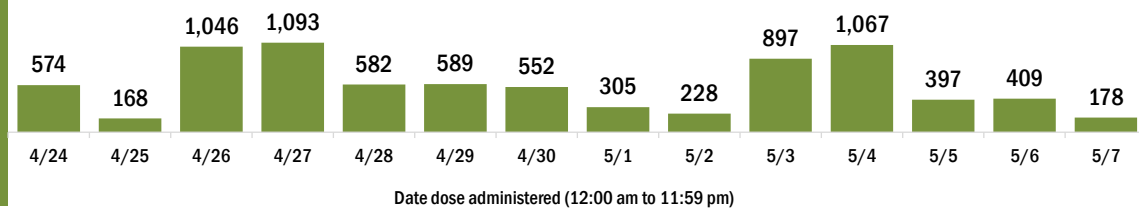
Completed 2-dose series 38,859

**First dose:** current number of people who have only received their first dose of the Moderna or Pfizer vaccine.

**Series complete:** current number of people who have received both Moderna or Pfizer vaccine doses or one Johnson & Johnson dose and are considered fully immunized.

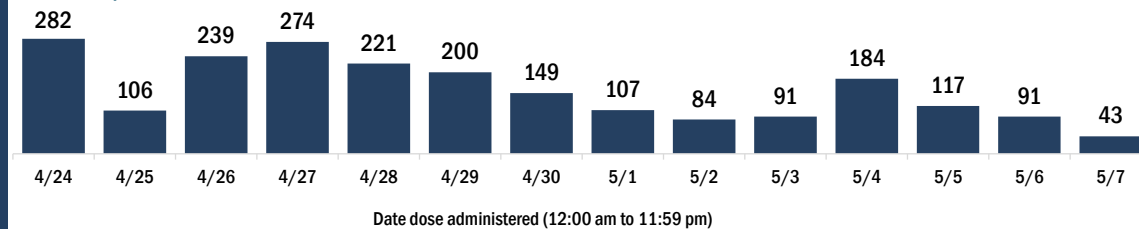
Demographic summary	First dose	Series complete	Total people vaccinated
<b>Age group</b>	<b>11,295</b>	<b>41,307</b>	<b>52,602</b>
16-24 years	1,109	820	1,929
25-34 years	1,029	1,137	2,166
35-44 years	1,333	2,070	3,403
45-54 years	1,758	3,804	5,562
55-64 years	2,495	8,051	10,546
65-74 years	1,926	14,648	16,574
75-84 years	1,204	8,454	9,658
85+ years	441	2,323	2,764
<b>Race</b>	<b>11,295</b>	<b>41,307</b>	<b>52,602</b>
White	7,014	27,953	34,967
Black	816	2,717	3,533
American Indian/Alaskan	85	233	318
Other	1,091	3,715	4,806
Unknown	2,289	6,689	8,978
<b>Other race</b> includes Asian, native Hawaiian/Pacific Islander, or other.			
<b>Ethnicity</b>	<b>11,295</b>	<b>41,307</b>	<b>52,602</b>
Hispanic	1,157	2,515	3,672
Non-Hispanic	6,520	25,172	31,692
Unknown	3,618	13,620	17,238
<b>Gender</b>	<b>11,295</b>	<b>41,307</b>	<b>52,602</b>
Female	5,949	23,133	29,082
Male	5,275	17,983	23,258
Unknown	71	191	262

## COVID-19 doses administered for the past 2 weeks

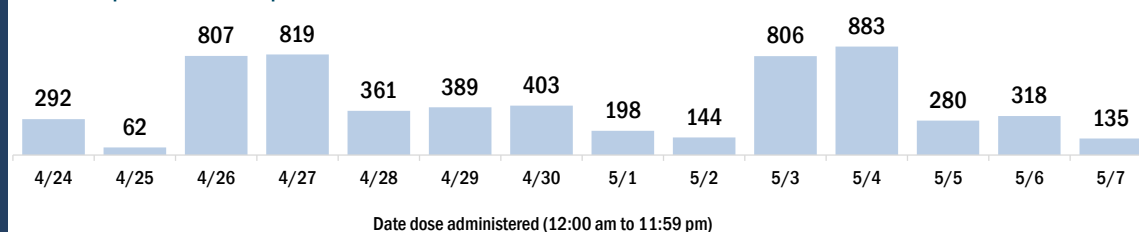


## Persons vaccinated for COVID-19 for the past 2 weeks

### Number of persons who received their first dose of a two-dose series of the COVID-19 vaccine



### Number of persons who completed the COVID-19 vaccine series



# COVID-19: Franklin County vaccine summary

Vaccination data through May 7, 2021 as of May 8, 2021 at 12:05 AM

Data in this report are provisional and subject to change.

Data in this summary pertain to COVID-19 vaccines approved by the U.S. Food and Drug Administration and have been issued an Emergency Use Authorization (Janssen COVID-19 Vaccine, Moderna COVID-19 Vaccine and Pfizer-BioNTech COVID-19 Vaccine). These data summarize the number of people who have received either their first dose or have completed the series for a COVID-19 vaccine. **A person can only be counted in one category, first dose or series complete.** For persons receiving Moderna or Pfizer vaccines, once they receive their second dose, they are moved from the first dose column to the series completed column. **Because of this, the total first dose category may show a change from report to report not matching the total receiving their first dose from the previous day.** Persons receiving Johnson & Johnson vaccines will always be counted in the series completed column.

## COVID-19 doses for vaccinated persons in Florida

**Doses administered** 7,248

People receiving one dose of a 1-dose series (Johnson & Johnson) or receiving only one dose of a 2-dose series (Moderna, Pfizer) count once. Persons receiving both doses of a 2-dose series count twice.

## Current status of persons vaccinated for COVID-19 in Florida

**Total people vaccinated** 4,073

First dose 803

Series completed 3,270

Completed 1-dose series 95

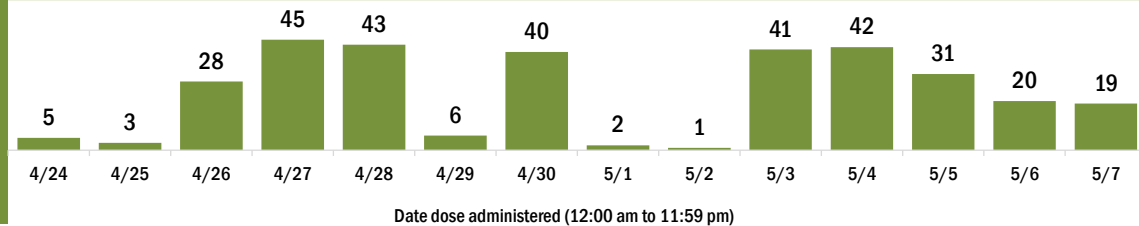
Completed 2-dose series 3,175

**First dose:** current number of people who have only received their first dose of the Moderna or Pfizer vaccine.

**Series complete:** current number of people who have received both Moderna or Pfizer vaccine doses or one Johnson & Johnson dose and are considered fully immunized.

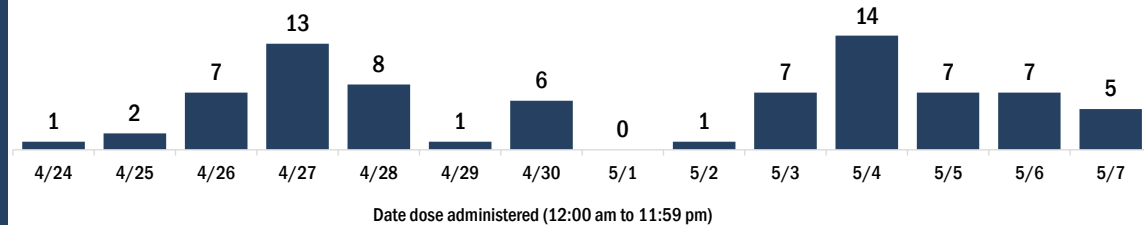
Demographic summary	First dose	Series complete	Total people vaccinated
<b>Age group</b>	<b>803</b>	<b>3,270</b>	<b>4,073</b>
16-24 years	33	30	63
25-34 years	116	70	186
35-44 years	143	122	265
45-54 years	147	275	422
55-64 years	173	721	894
65-74 years	134	1,317	1,451
75-84 years	45	615	660
85+ years	12	120	132
<b>Race</b>	<b>803</b>	<b>3,270</b>	<b>4,073</b>
White	545	2,923	3,468
Black	176	154	330
American Indian/Alaskan	0	9	9
Other	33	124	157
Unknown	49	60	109
<b>Other race</b> includes Asian, native Hawaiian/Pacific Islander, or other.			
<b>Ethnicity</b>	<b>803</b>	<b>3,270</b>	<b>4,073</b>
Hispanic	12	50	62
Non-Hispanic	382	2,813	3,195
Unknown	409	407	816
<b>Gender</b>	<b>803</b>	<b>3,270</b>	<b>4,073</b>
Female	236	1,735	1,971
Male	567	1,535	2,102
Unknown	0	0	0

## COVID-19 doses administered for the past 2 weeks

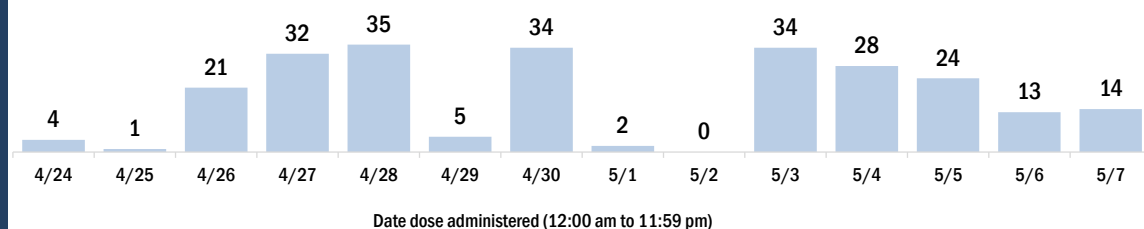


## Persons vaccinated for COVID-19 for the past 2 weeks

### Number of persons who received their first dose of a two-dose series of the COVID-19 vaccine



### Number of persons who completed the COVID-19 vaccine series





# COVID-19: Gadsden County vaccine summary

Vaccination data through May 7, 2021 as of May 8, 2021 at 12:05 AM

Data in this report are provisional and subject to change.

Data in this summary pertain to COVID-19 vaccines approved by the U.S. Food and Drug Administration and have been issued an Emergency Use Authorization (Janssen COVID-19 Vaccine, Moderna COVID-19 Vaccine and Pfizer-BioNTech COVID-19 Vaccine). These data summarize the number of people who have received either their first dose or have completed the series for a COVID-19 vaccine. **A person can only be counted in one category, first dose or series complete.** For persons receiving Moderna or Pfizer vaccines, once they receive their second dose, they are moved from the first dose column to the series completed column. **Because of this, the total first dose category may show a change from report to report not matching the total receiving their first dose from the previous day.** Persons receiving Johnson & Johnson vaccines will always be counted in the series completed column.

## COVID-19 doses for vaccinated persons in Florida

**Doses administered** 28,912

People receiving one dose of a 1-dose series (Johnson & Johnson) or receiving only one dose of a 2-dose series (Moderna, Pfizer) count once. Persons receiving both doses of a 2-dose series count twice.

## Current status of persons vaccinated for COVID-19 in Florida

**Total people vaccinated** 17,086

First dose 3,444

Series completed 13,642

Completed 1-dose series 1,816

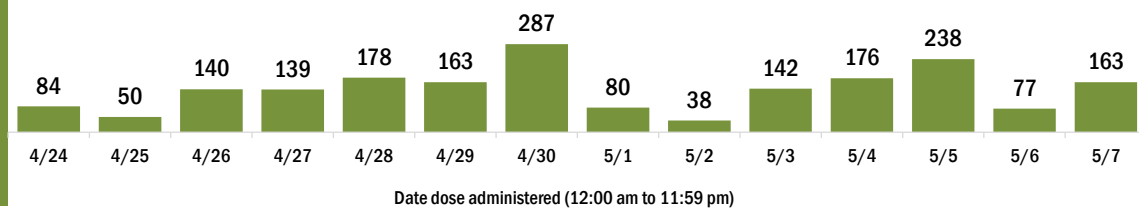
Completed 2-dose series 11,826

**First dose:** current number of people who have only received their first dose of the Moderna or Pfizer vaccine.

**Series complete:** current number of people who have received both Moderna or Pfizer vaccine doses or one Johnson & Johnson dose and are considered fully immunized.

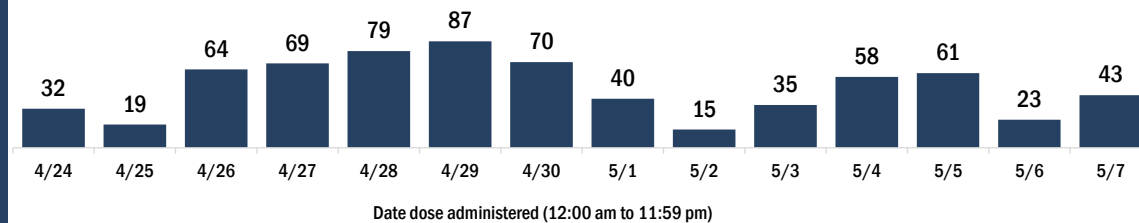
Demographic summary	First dose	Series complete	Total people vaccinated
<b>Age group</b>	<b>3,444</b>	<b>13,642</b>	<b>17,086</b>
16-24 years	303	312	615
25-34 years	380	773	1,153
35-44 years	634	1,313	1,947
45-54 years	737	1,966	2,703
55-64 years	702	3,179	3,881
65-74 years	420	3,754	4,174
75-84 years	198	1,761	1,959
85+ years	70	584	654
<b>Race</b>	<b>3,444</b>	<b>13,642</b>	<b>17,086</b>
White	970	4,988	5,958
Black	1,433	5,901	7,334
American Indian/Alaskan	8	30	38
Other	580	1,800	2,380
Unknown	453	923	1,376
<b>Other race</b> includes Asian, native Hawaiian/Pacific Islander, or other.			
<b>Ethnicity</b>	<b>3,444</b>	<b>13,642</b>	<b>17,086</b>
Hispanic	535	563	1,098
Non-Hispanic	2,041	10,415	12,456
Unknown	868	2,664	3,532
<b>Gender</b>	<b>3,444</b>	<b>13,642</b>	<b>17,086</b>
Female	1,672	8,453	10,125
Male	1,772	5,189	6,961
Unknown	0	0	0

## COVID-19 doses administered for the past 2 weeks

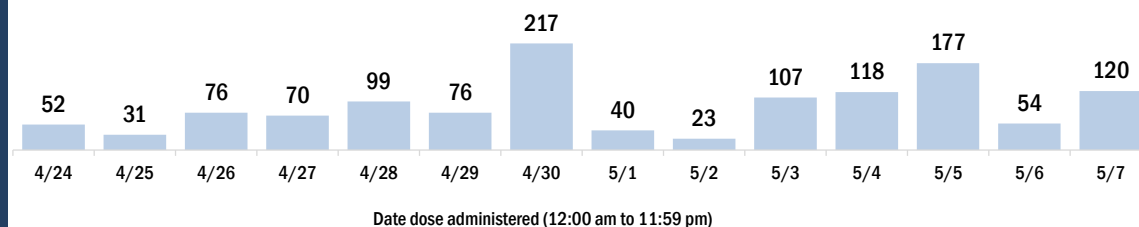


## Persons vaccinated for COVID-19 for the past 2 weeks

### Number of persons who received their first dose of a two-dose series of the COVID-19 vaccine



### Number of persons who completed the COVID-19 vaccine series



# COVID-19: Gilchrist County vaccine summary

Vaccination data through May 7, 2021 as of May 8, 2021 at 12:05 AM

Data in this report are provisional and subject to change.

Data in this summary pertain to COVID-19 vaccines approved by the U.S. Food and Drug Administration and have been issued an Emergency Use Authorization (Janssen COVID-19 Vaccine, Moderna COVID-19 Vaccine and Pfizer-BioNTech COVID-19 Vaccine). These data summarize the number of people who have received either their first dose or have completed the series for a COVID-19 vaccine. **A person can only be counted in one category, first dose or series complete.** For persons receiving Moderna or Pfizer vaccines, once they receive their second dose, they are moved from the first dose column to the series completed column. **Because of this, the total first dose category may show a change from report to report not matching the total receiving their first dose from the previous day.** Persons receiving Johnson & Johnson vaccines will always be counted in the series completed column.

## COVID-19 doses for vaccinated persons in Florida

**Doses administered** 6,716

People receiving one dose of a 1-dose series (Johnson & Johnson) or receiving only one dose of a 2-dose series (Moderna, Pfizer) count once. Persons receiving both doses of a 2-dose series count twice.

## Current status of persons vaccinated for COVID-19 in Florida

**Total people vaccinated** 3,957

First dose 753

Series completed 3,204

Completed 1-dose series 445

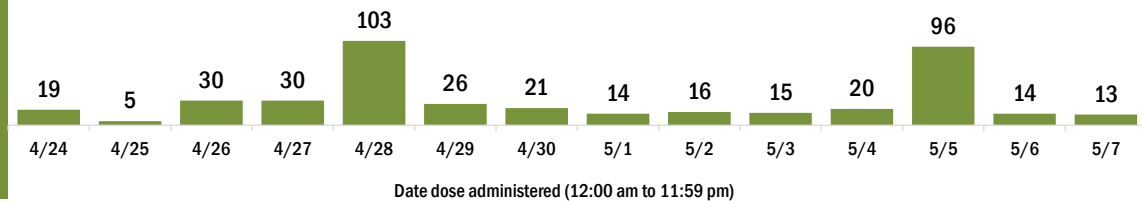
Completed 2-dose series 2,759

**First dose:** current number of people who have only received their first dose of the Moderna or Pfizer vaccine.

**Series complete:** current number of people who have received both Moderna or Pfizer vaccine doses or one Johnson & Johnson dose and are considered fully immunized.

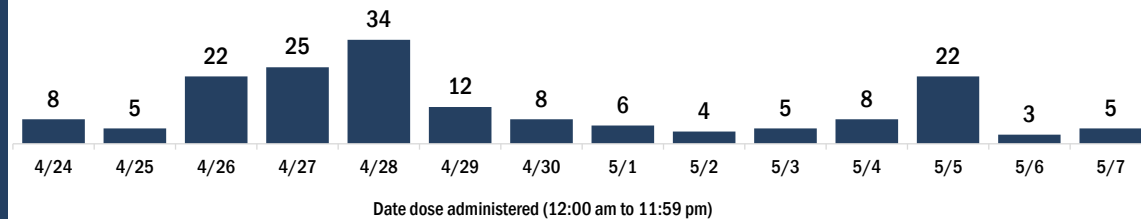
Demographic summary	First dose	Series complete	Total people vaccinated
<b>Age group</b>	753	3,204	3,957
16-24 years	50	72	122
25-34 years	69	108	177
35-44 years	118	162	280
45-54 years	133	320	453
55-64 years	180	681	861
65-74 years	137	1,027	1,164
75-84 years	48	630	678
85+ years	18	204	222
<b>Race</b>	753	3,204	3,957
White	538	2,354	2,892
Black	49	53	102
American Indian/Alaskan	4	12	16
Other	56	236	292
Unknown	106	549	655
<b>Other race</b> includes Asian, native Hawaiian/Pacific Islander, or other.			
<b>Ethnicity</b>	753	3,204	3,957
Hispanic	50	80	130
Non-Hispanic	396	1,540	1,936
Unknown	307	1,584	1,891
<b>Gender</b>	753	3,204	3,957
Female	368	1,860	2,228
Male	385	1,343	1,728
Unknown	0	1	1

## COVID-19 doses administered for the past 2 weeks

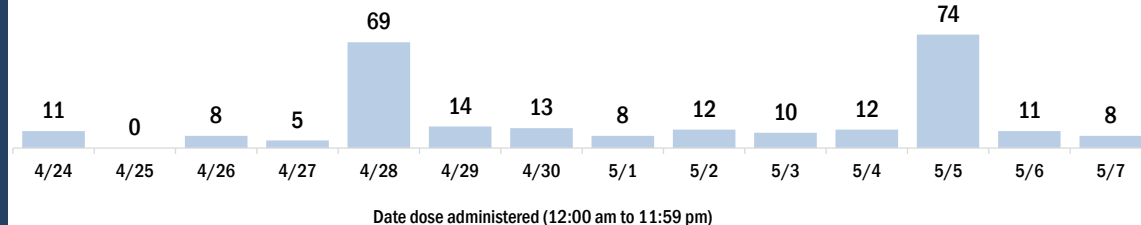


## Persons vaccinated for COVID-19 for the past 2 weeks

### Number of persons who received their first dose of a two-dose series of the COVID-19 vaccine



### Number of persons who completed the COVID-19 vaccine series



# COVID-19: Glades County vaccine summary

Vaccination data through May 7, 2021 as of May 8, 2021 at 12:05 AM

Data in this report are provisional and subject to change.

Data in this summary pertain to COVID-19 vaccines approved by the U.S. Food and Drug Administration and have been issued an Emergency Use Authorization (Janssen COVID-19 Vaccine, Moderna COVID-19 Vaccine and Pfizer-BioNTech COVID-19 Vaccine). These data summarize the number of people who have received either their first dose or have completed the series for a COVID-19 vaccine. **A person can only be counted in one category, first dose or series complete.** For persons receiving Moderna or Pfizer vaccines, once they receive their second dose, they are moved from the first dose column to the series completed column. **Because of this, the total first dose category may show a change from report to report not matching the total receiving their first dose from the previous day.** Persons receiving Johnson & Johnson vaccines will always be counted in the series completed column.

## COVID-19 doses for vaccinated persons in Florida

**Doses administered** 5,025

People receiving one dose of a 1-dose series (Johnson & Johnson) or receiving only one dose of a 2-dose series (Moderna, Pfizer) count once. Persons receiving both doses of a 2-dose series count twice.

## Current status of persons vaccinated for COVID-19 in Florida

**Total people vaccinated** 2,998

First dose 735

Series completed 2,263

Completed 1-dose series 236

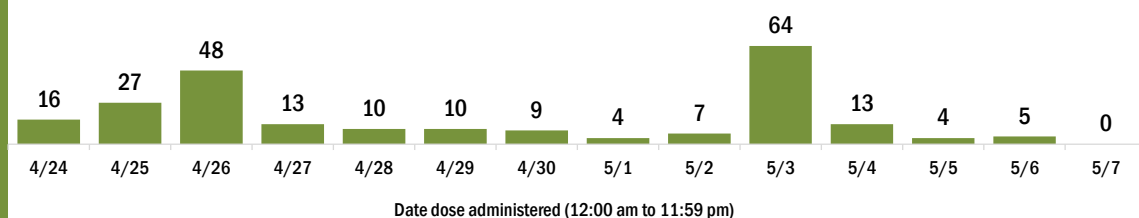
Completed 2-dose series 2,027

**First dose:** current number of people who have only received their first dose of the Moderna or Pfizer vaccine.

**Series complete:** current number of people who have received both Moderna or Pfizer vaccine doses or one Johnson & Johnson dose and are considered fully immunized.

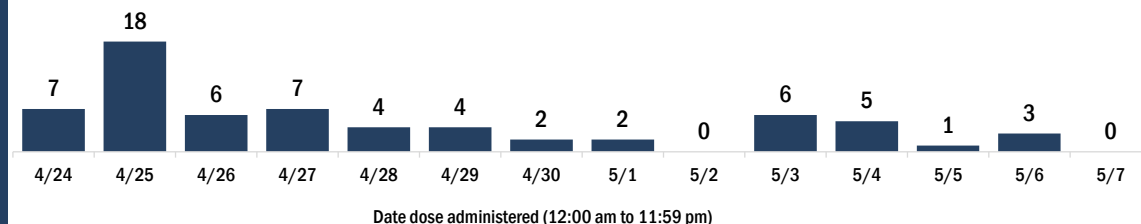
Demographic summary	First dose	Series complete	Total people vaccinated
<b>Age group</b>	<b>735</b>	<b>2,263</b>	<b>2,998</b>
16-24 years	119	15	134
25-34 years	233	58	291
35-44 years	121	89	210
45-54 years	74	177	251
55-64 years	79	396	475
65-74 years	54	835	889
75-84 years	44	580	624
85+ years	11	113	124
<b>Race</b>	<b>735</b>	<b>2,263</b>	<b>2,998</b>
White	624	1,677	2,301
Black	27	119	146
American Indian/Alaskan	1	18	19
Other	31	115	146
Unknown	52	334	386
<b>Other race</b> includes Asian, native Hawaiian/Pacific Islander, or other.			
<b>Ethnicity</b>	<b>735</b>	<b>2,263</b>	<b>2,998</b>
Hispanic	471	130	601
Non-Hispanic	135	1,072	1,207
Unknown	129	1,061	1,190
<b>Gender</b>	<b>735</b>	<b>2,263</b>	<b>2,998</b>
Female	146	1,064	1,210
Male	589	1,199	1,788
Unknown	0	0	0

## COVID-19 doses administered for the past 2 weeks

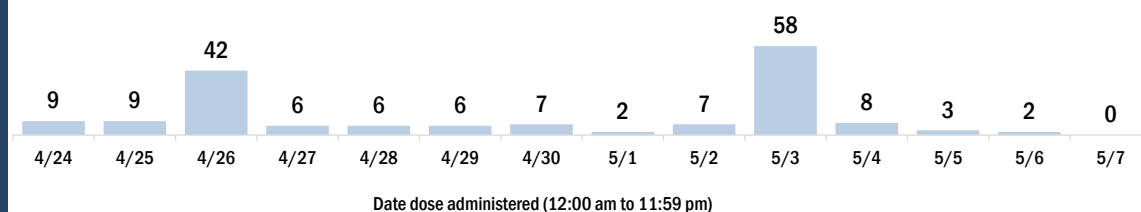


## Persons vaccinated for COVID-19 for the past 2 weeks

### Number of persons who received their first dose of a two-dose series of the COVID-19 vaccine



### Number of persons who completed the COVID-19 vaccine series



# COVID-19: Gulf County vaccine summary

Vaccination data through May 7, 2021 as of May 8, 2021 at 12:05 AM

Data in this report are provisional and subject to change.

Data in this summary pertain to COVID-19 vaccines approved by the U.S. Food and Drug Administration and have been issued an Emergency Use Authorization (Janssen COVID-19 Vaccine, Moderna COVID-19 Vaccine and Pfizer-BioNTech COVID-19 Vaccine). These data summarize the number of people who have received either their first dose or have completed the series for a COVID-19 vaccine. **A person can only be counted in one category, first dose or series complete.** For persons receiving Moderna or Pfizer vaccines, once they receive their second dose, they are moved from the first dose column to the series completed column. **Because of this, the total first dose category may show a change from report to report not matching the total receiving their first dose from the previous day.** Persons receiving Johnson & Johnson vaccines will always be counted in the series completed column.

## COVID-19 doses for vaccinated persons in Florida

**Doses administered** 8,108

People receiving one dose of a 1-dose series (Johnson & Johnson) or receiving only one dose of a 2-dose series (Moderna, Pfizer) count once. Persons receiving both doses of a 2-dose series count twice.

## Current status of persons vaccinated for COVID-19 in Florida

**Total people vaccinated** 4,745

First dose 1,128

Series completed 3,617

Completed 1-dose series 254

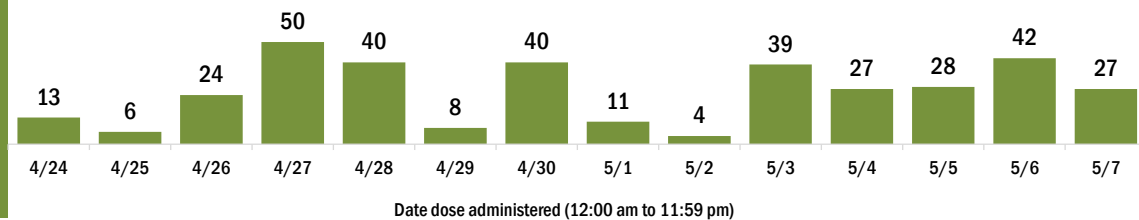
Completed 2-dose series 3,363

**First dose:** current number of people who have only received their first dose of the Moderna or Pfizer vaccine.

**Series complete:** current number of people who have received both Moderna or Pfizer vaccine doses or one Johnson & Johnson dose and are considered fully immunized.

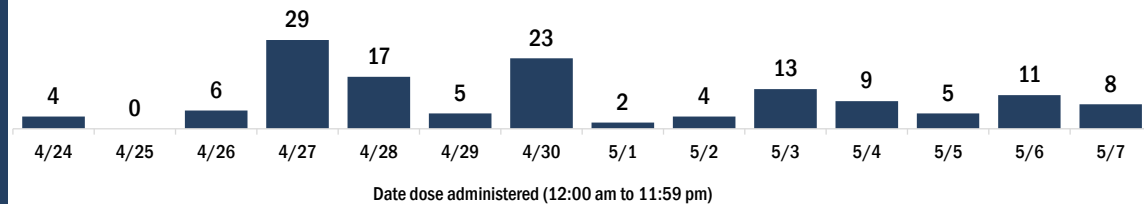
Demographic summary	First dose	Series complete	Total people vaccinated
<b>Age group</b>	<b>1,128</b>	<b>3,617</b>	<b>4,745</b>
16-24 years	61	59	120
25-34 years	153	91	244
35-44 years	181	146	327
45-54 years	237	303	540
55-64 years	273	645	918
65-74 years	135	1,481	1,616
75-84 years	79	701	780
85+ years	9	191	200
<b>Race</b>	<b>1,128</b>	<b>3,617</b>	<b>4,745</b>
White	776	3,172	3,948
Black	265	268	533
American Indian/Alaskan	3	11	14
Other	65	99	164
Unknown	19	67	86
<b>Other race</b> includes Asian, native Hawaiian/Pacific Islander, or other.			
<b>Ethnicity</b>	<b>1,128</b>	<b>3,617</b>	<b>4,745</b>
Hispanic	17	43	60
Non-Hispanic	516	3,209	3,725
Unknown	595	365	960
<b>Gender</b>	<b>1,128</b>	<b>3,617</b>	<b>4,745</b>
Female	405	1,902	2,307
Male	723	1,715	2,438
Unknown	0	0	0

## COVID-19 doses administered for the past 2 weeks

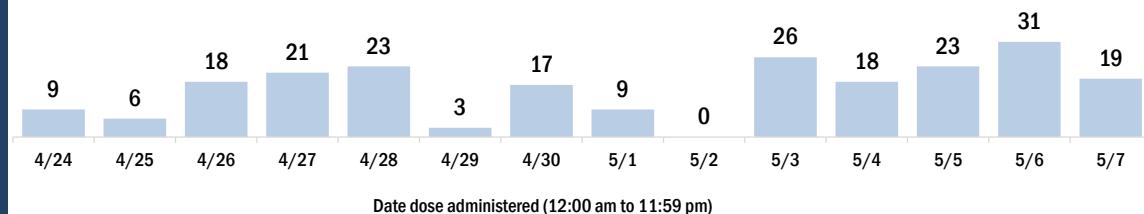


## Persons vaccinated for COVID-19 for the past 2 weeks

### Number of persons who received their first dose of a two-dose series of the COVID-19 vaccine



### Number of persons who completed the COVID-19 vaccine series



# COVID-19: Hamilton County vaccine summary

Vaccination data through May 7, 2021 as of May 8, 2021 at 12:05 AM

Data in this report are provisional and subject to change.

Data in this summary pertain to COVID-19 vaccines approved by the U.S. Food and Drug Administration and have been issued an Emergency Use Authorization (Janssen COVID-19 Vaccine, Moderna COVID-19 Vaccine and Pfizer-BioNTech COVID-19 Vaccine). These data summarize the number of people who have received either their first dose or have completed the series for a COVID-19 vaccine. **A person can only be counted in one category, first dose or series complete.** For persons receiving Moderna or Pfizer vaccines, once they receive their second dose, they are moved from the first dose column to the series completed column. **Because of this, the total first dose category may show a change from report to report not matching the total receiving their first dose from the previous day.** Persons receiving Johnson & Johnson vaccines will always be counted in the series completed column.

## COVID-19 doses for vaccinated persons in Florida

**Doses administered** 5,514

People receiving one dose of a 1-dose series (Johnson & Johnson) or receiving only one dose of a 2-dose series (Moderna, Pfizer) count once. Persons receiving both doses of a 2-dose series count twice.

## Current status of persons vaccinated for COVID-19 in Florida

**Total people vaccinated** 3,309

First dose 872

Series completed 2,437

Completed 1-dose series 232

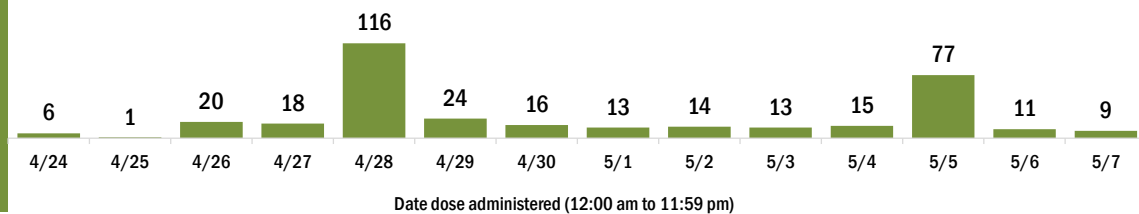
Completed 2-dose series 2,205

**First dose:** current number of people who have only received their first dose of the Moderna or Pfizer vaccine.

**Series complete:** current number of people who have received both Moderna or Pfizer vaccine doses or one Johnson & Johnson dose and are considered fully immunized.

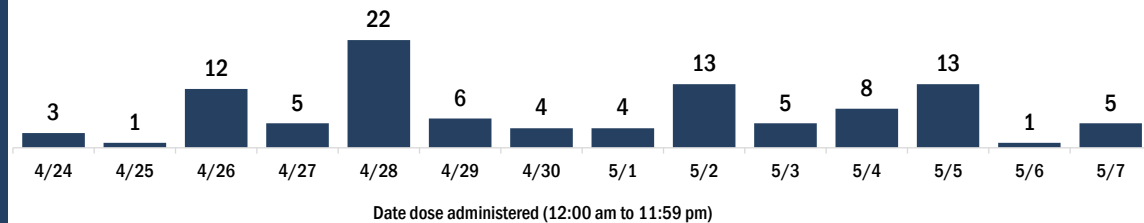
Demographic summary	First dose	Series complete	Total people vaccinated
<b>Age group</b>	872	2,437	3,309
16-24 years	41	44	85
25-34 years	142	57	199
35-44 years	166	111	277
45-54 years	170	223	393
55-64 years	192	536	728
65-74 years	93	916	1,009
75-84 years	38	444	482
85+ years	30	106	136
<b>Race</b>	872	2,437	3,309
White	443	1,474	1,917
Black	309	588	897
American Indian/Alaskan	6	3	9
Other	86	143	229
Unknown	28	229	257
<b>Other race</b> includes Asian, native Hawaiian/Pacific Islander, or other.			
<b>Ethnicity</b>	872	2,437	3,309
Hispanic	65	66	131
Non-Hispanic	681	1,471	2,152
Unknown	126	900	1,026
<b>Gender</b>	872	2,437	3,309
Female	251	1,370	1,621
Male	621	1,067	1,688
Unknown	0	0	0

## COVID-19 doses administered for the past 2 weeks

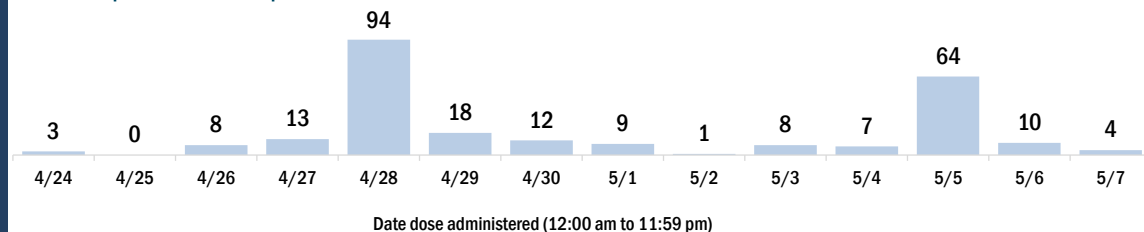


## Persons vaccinated for COVID-19 for the past 2 weeks

### Number of persons who received their first dose of a two-dose series of the COVID-19 vaccine



### Number of persons who completed the COVID-19 vaccine series



# COVID-19: Hardee County vaccine summary

Vaccination data through May 7, 2021 as of May 8, 2021 at 12:05 AM

Data in this report are provisional and subject to change.

Data in this summary pertain to COVID-19 vaccines approved by the U.S. Food and Drug Administration and have been issued an Emergency Use Authorization (Janssen COVID-19 Vaccine, Moderna COVID-19 Vaccine and Pfizer-BioNTech COVID-19 Vaccine). These data summarize the number of people who have received either their first dose or have completed the series for a COVID-19 vaccine. **A person can only be counted in one category, first dose or series complete.** For persons receiving Moderna or Pfizer vaccines, once they receive their second dose, they are moved from the first dose column to the series completed column. **Because of this, the total first dose category may show a change from report to report not matching the total receiving their first dose from the previous day.** Persons receiving Johnson & Johnson vaccines will always be counted in the series completed column.

## COVID-19 doses for vaccinated persons in Florida

**Doses administered** 11,343

People receiving one dose of a 1-dose series (Johnson & Johnson) or receiving only one dose of a 2-dose series (Moderna, Pfizer) count once. Persons receiving both doses of a 2-dose series count twice.

## Current status of persons vaccinated for COVID-19 in Florida

**Total people vaccinated** 6,883

First dose 2,023

Series completed 4,860

Completed 1-dose series 400

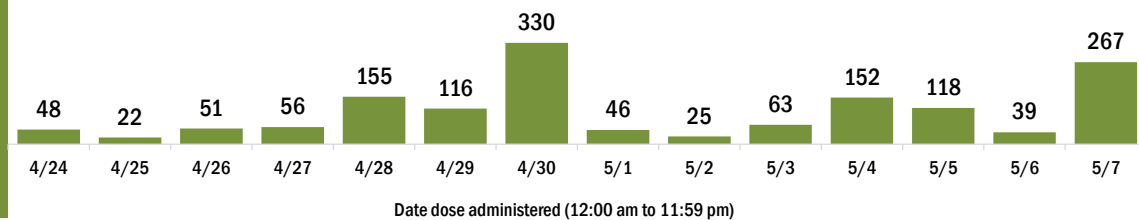
Completed 2-dose series 4,460

**First dose:** current number of people who have only received their first dose of the Moderna or Pfizer vaccine.

**Series complete:** current number of people who have received both Moderna or Pfizer vaccine doses or one Johnson & Johnson dose and are considered fully immunized.

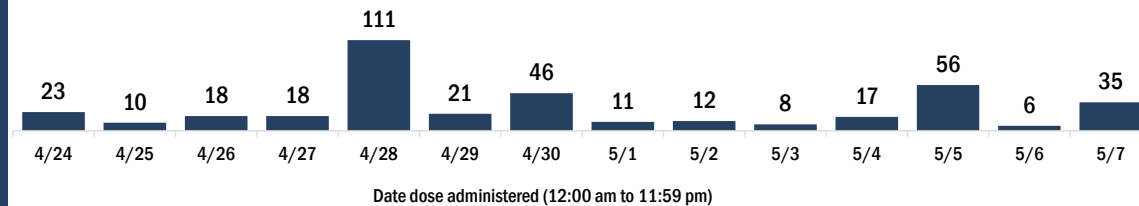
Demographic summary	First dose	Series complete	Total people vaccinated
<b>Age group</b>	<b>2,023</b>	<b>4,860</b>	<b>6,883</b>
16-24 years	159	168	327
25-34 years	277	290	567
35-44 years	365	301	666
45-54 years	431	508	939
55-64 years	422	862	1,284
65-74 years	239	1,469	1,708
75-84 years	104	984	1,088
85+ years	26	278	304
<b>Race</b>	<b>2,023</b>	<b>4,860</b>	<b>6,883</b>
White	1,383	3,947	5,330
Black	328	199	527
American Indian/Alaskan	4	26	30
Other	225	473	698
Unknown	83	215	298
<b>Other race</b> includes Asian, native Hawaiian/Pacific Islander, or other.			
<b>Ethnicity</b>	<b>2,023</b>	<b>4,860</b>	<b>6,883</b>
Hispanic	700	914	1,614
Non-Hispanic	997	3,397	4,394
Unknown	326	549	875
<b>Gender</b>	<b>2,023</b>	<b>4,860</b>	<b>6,883</b>
Female	663	2,516	3,179
Male	1,359	2,342	3,701
Unknown	1	2	3

## COVID-19 doses administered for the past 2 weeks

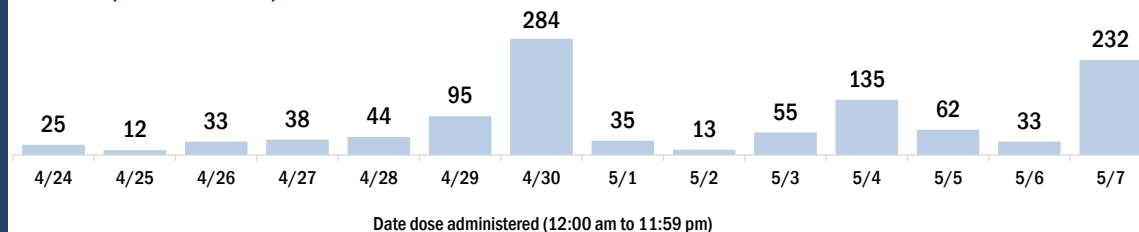


## Persons vaccinated for COVID-19 for the past 2 weeks

### Number of persons who received their first dose of a two-dose series of the COVID-19 vaccine



### Number of persons who completed the COVID-19 vaccine series





# COVID-19: Hendry County vaccine summary

Vaccination data through May 7, 2021 as of May 8, 2021 at 12:05 AM

Data in this report are provisional and subject to change.

Data in this summary pertain to COVID-19 vaccines approved by the U.S. Food and Drug Administration and have been issued an Emergency Use Authorization (Janssen COVID-19 Vaccine, Moderna COVID-19 Vaccine and Pfizer-BioNTech COVID-19 Vaccine). These data summarize the number of people who have received either their first dose or have completed the series for a COVID-19 vaccine. **A person can only be counted in one category, first dose or series complete.** For persons receiving Moderna or Pfizer vaccines, once they receive their second dose, they are moved from the first dose column to the series completed column. **Because of this, the total first dose category may show a change from report to report not matching the total receiving their first dose from the previous day.** Persons receiving Johnson & Johnson vaccines will always be counted in the series completed column.

## COVID-19 doses for vaccinated persons in Florida

**Doses administered** 19,078

People receiving one dose of a 1-dose series (Johnson & Johnson) or receiving only one dose of a 2-dose series (Moderna, Pfizer) count once. Persons receiving both doses of a 2-dose series count twice.

## Current status of persons vaccinated for COVID-19 in Florida

**Total people vaccinated** 11,898

First dose 3,483

Series completed 8,415

Completed 1-dose series 1,235

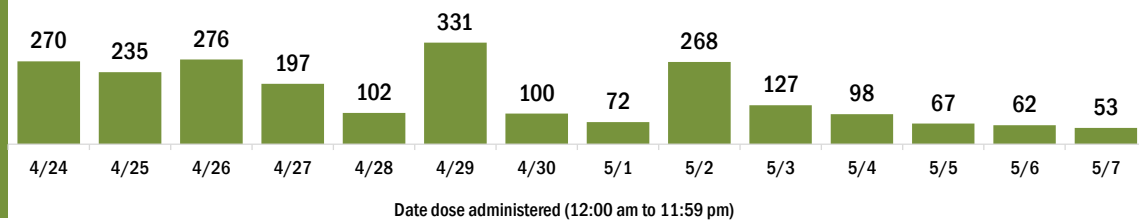
Completed 2-dose series 7,180

**First dose:** current number of people who have only received their first dose of the Moderna or Pfizer vaccine.

**Series complete:** current number of people who have received both Moderna or Pfizer vaccine doses or one Johnson & Johnson dose and are considered fully immunized.

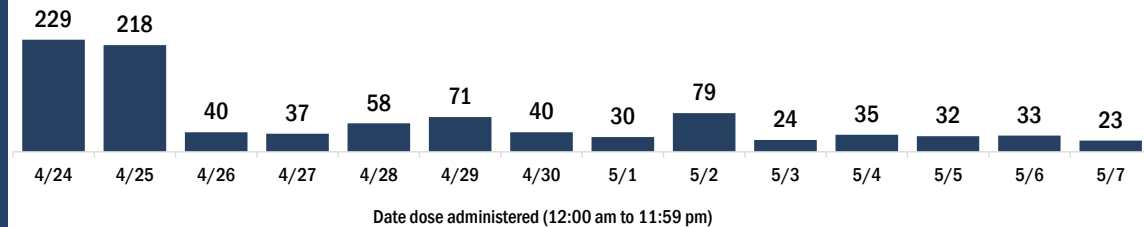
Demographic summary	First dose	Series complete	Total people vaccinated
<b>Age group</b>	<b>3,483</b>	<b>8,415</b>	<b>11,898</b>
16-24 years	509	330	839
25-34 years	655	584	1,239
35-44 years	639	673	1,312
45-54 years	597	1,206	1,803
55-64 years	610	1,837	2,447
65-74 years	276	2,294	2,570
75-84 years	139	1,167	1,306
85+ years	58	324	382
<b>Race</b>	<b>3,483</b>	<b>8,415</b>	<b>11,898</b>
White	2,580	5,732	8,312
Black	175	568	743
American Indian/Alaskan	3	26	29
Other	428	1,307	1,735
Unknown	297	782	1,079
<b>Other race</b> includes Asian, native Hawaiian/Pacific Islander, or other.			
<b>Ethnicity</b>	<b>3,483</b>	<b>8,415</b>	<b>11,898</b>
Hispanic	1,983	2,678	4,661
Non-Hispanic	763	3,336	4,099
Unknown	737	2,401	3,138
<b>Gender</b>	<b>3,483</b>	<b>8,415</b>	<b>11,898</b>
Female	1,345	4,196	5,541
Male	2,136	4,217	6,353
Unknown	2	2	4

## COVID-19 doses administered for the past 2 weeks

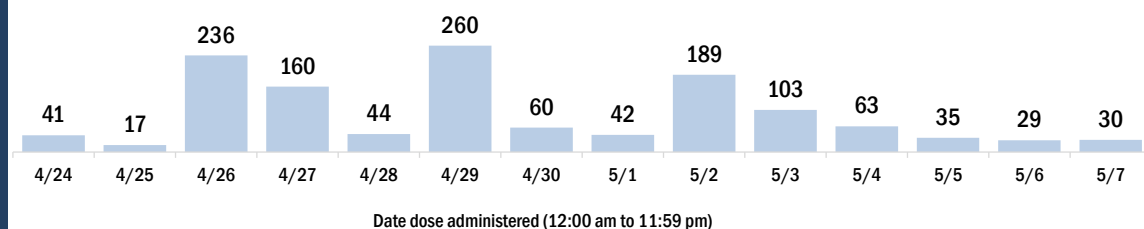


## Persons vaccinated for COVID-19 for the past 2 weeks

### Number of persons who received their first dose of a two-dose series of the COVID-19 vaccine



### Number of persons who completed the COVID-19 vaccine series



# COVID-19: Hernando County vaccine summary

Vaccination data through May 7, 2021 as of May 8, 2021 at 12:05 AM

Data in this report are provisional and subject to change.

Data in this summary pertain to COVID-19 vaccines approved by the U.S. Food and Drug Administration and have been issued an Emergency Use Authorization (Janssen COVID-19 Vaccine, Moderna COVID-19 Vaccine and Pfizer-BioNTech COVID-19 Vaccine). These data summarize the number of people who have received either their first dose or have completed the series for a COVID-19 vaccine. **A person can only be counted in one category, first dose or series complete.** For persons receiving Moderna or Pfizer vaccines, once they receive their second dose, they are moved from the first dose column to the series completed column. **Because of this, the total first dose category may show a change from report to report not matching the total receiving their first dose from the previous day.** Persons receiving Johnson & Johnson vaccines will always be counted in the series completed column.

## COVID-19 doses for vaccinated persons in Florida

**Doses administered** 118,712

People receiving one dose of a 1-dose series (Johnson & Johnson) or receiving only one dose of a 2-dose series (Moderna, Pfizer) count once. Persons receiving both doses of a 2-dose series count twice.

## Current status of persons vaccinated for COVID-19 in Florida

**Total people vaccinated** 69,600

First dose 15,258

Series completed 54,342

Completed 1-dose series 5,230

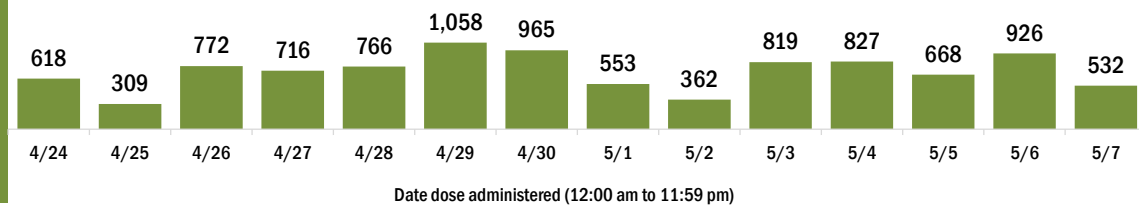
Completed 2-dose series 49,112

**First dose:** current number of people who have only received their first dose of the Moderna or Pfizer vaccine.

**Series complete:** current number of people who have received both Moderna or Pfizer vaccine doses or one Johnson & Johnson dose and are considered fully immunized.

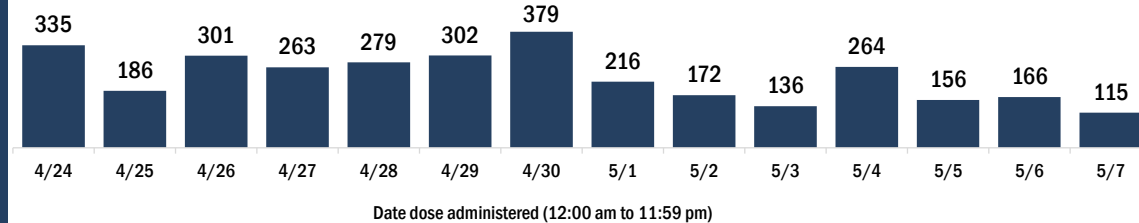
Demographic summary	First dose	Series complete	Total people vaccinated
<b>Age group</b>	15,258	54,342	69,600
16-24 years	1,347	1,183	2,530
25-34 years	1,482	1,819	3,301
35-44 years	1,787	2,865	4,652
45-54 years	2,277	5,398	7,675
55-64 years	3,082	10,607	13,689
65-74 years	2,741	17,582	20,323
75-84 years	1,799	11,347	13,146
85+ years	743	3,541	4,284
<b>Race</b>	15,258	54,342	69,600
White	10,365	39,255	49,620
Black	550	1,409	1,959
American Indian/Alaskan	81	169	250
Other	1,297	3,821	5,118
Unknown	2,965	9,688	12,653
<b>Other race</b> includes Asian, native Hawaiian/Pacific Islander, or other.			
<b>Ethnicity</b>	15,258	54,342	69,600
Hispanic	1,489	2,852	4,341
Non-Hispanic	7,624	30,706	38,330
Unknown	6,145	20,784	26,929
<b>Gender</b>	15,258	54,342	69,600
Female	8,466	31,189	39,655
Male	6,780	23,118	29,898
Unknown	12	35	47

## COVID-19 doses administered for the past 2 weeks

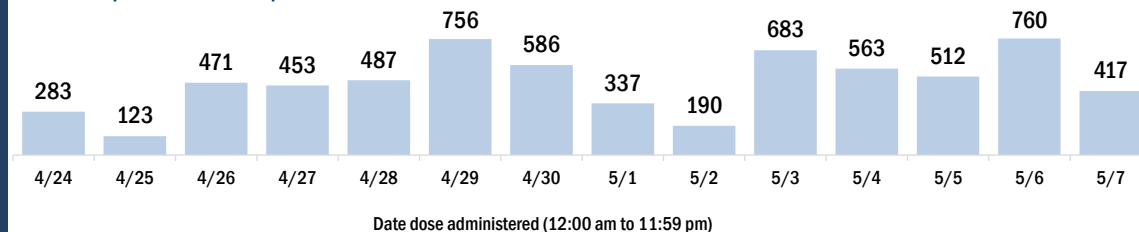


## Persons vaccinated for COVID-19 for the past 2 weeks

### Number of persons who received their first dose of a two-dose series of the COVID-19 vaccine



### Number of persons who completed the COVID-19 vaccine series



# COVID-19: Highlands County vaccine summary

Vaccination data through May 7, 2021 as of May 8, 2021 at 12:05 AM

Data in this report are provisional and subject to change.

Data in this summary pertain to COVID-19 vaccines approved by the U.S. Food and Drug Administration and have been issued an Emergency Use Authorization (Janssen COVID-19 Vaccine, Moderna COVID-19 Vaccine and Pfizer-BioNTech COVID-19 Vaccine). These data summarize the number of people who have received either their first dose or have completed the series for a COVID-19 vaccine. **A person can only be counted in one category, first dose or series complete.** For persons receiving Moderna or Pfizer vaccines, once they receive their second dose, they are moved from the first dose column to the series completed column. **Because of this, the total first dose category may show a change from report to report not matching the total receiving their first dose from the previous day.** Persons receiving Johnson & Johnson vaccines will always be counted in the series completed column.

## COVID-19 doses for vaccinated persons in Florida

**Doses administered** 71,751

People receiving one dose of a 1-dose series (Johnson & Johnson) or receiving only one dose of a 2-dose series (Moderna, Pfizer) count once. Persons receiving both doses of a 2-dose series count twice.

## Current status of persons vaccinated for COVID-19 in Florida

**Total people vaccinated** 42,836

First dose 12,867

Series completed 29,969

Completed 1-dose series 1,054

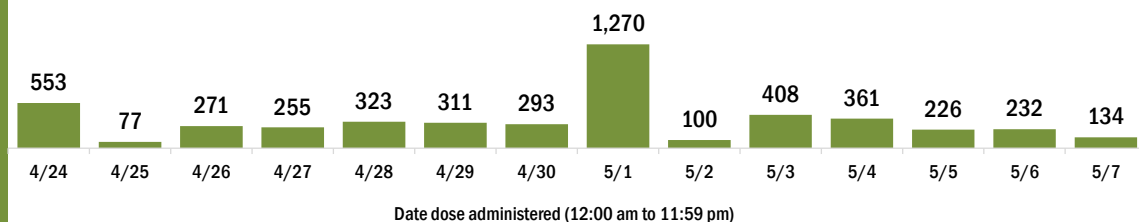
Completed 2-dose series 28,915

**First dose:** current number of people who have only received their first dose of the Moderna or Pfizer vaccine.

**Series complete:** current number of people who have received both Moderna or Pfizer vaccine doses or one Johnson & Johnson dose and are considered fully immunized.

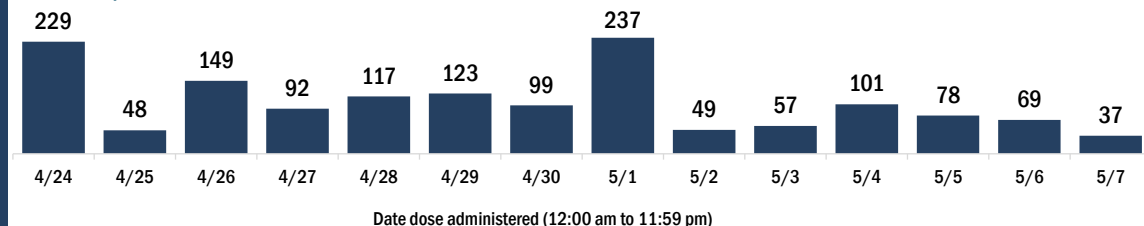
Demographic summary	First dose	Series complete	Total people vaccinated
<b>Age group</b>	<b>12,867</b>	<b>29,969</b>	<b>42,836</b>
16-24 years	585	366	951
25-34 years	646	708	1,354
35-44 years	841	970	1,811
45-54 years	1,187	1,877	3,064
55-64 years	2,259	4,843	7,102
65-74 years	3,634	10,639	14,273
75-84 years	2,802	8,270	11,072
85+ years	913	2,296	3,209
<b>Race</b>	<b>12,867</b>	<b>29,969</b>	<b>42,836</b>
White	9,847	24,583	34,430
Black	675	1,037	1,712
American Indian/Alaskan	144	206	350
Other	918	1,877	2,795
Unknown	1,283	2,266	3,549
<b>Other race</b> includes Asian, native Hawaiian/Pacific Islander, or other.			
<b>Ethnicity</b>	<b>12,867</b>	<b>29,969</b>	<b>42,836</b>
Hispanic	1,689	2,156	3,845
Non-Hispanic	7,895	22,068	29,963
Unknown	3,283	5,745	9,028
<b>Gender</b>	<b>12,867</b>	<b>29,969</b>	<b>42,836</b>
Female	6,826	16,255	23,081
Male	6,022	13,696	19,718
Unknown	19	18	37

## COVID-19 doses administered for the past 2 weeks

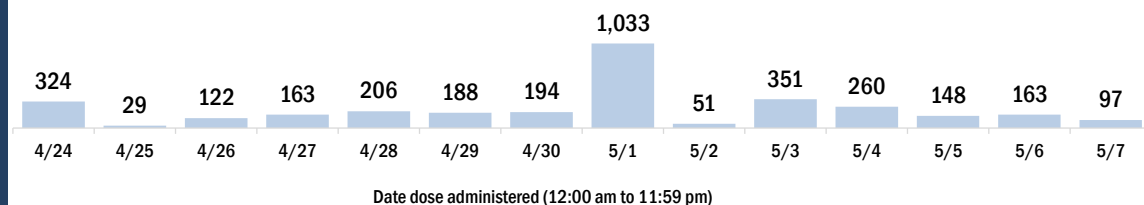


## Persons vaccinated for COVID-19 for the past 2 weeks

### Number of persons who received their first dose of a two-dose series of the COVID-19 vaccine



### Number of persons who completed the COVID-19 vaccine series



# COVID-19: Hillsborough County vaccine summary

Vaccination data through May 7, 2021 as of May 8, 2021 at 12:05 AM

Data in this report are provisional and subject to change.

Data in this summary pertain to COVID-19 vaccines approved by the U.S. Food and Drug Administration and have been issued an Emergency Use Authorization (Janssen COVID-19 Vaccine, Moderna COVID-19 Vaccine and Pfizer-BioNTech COVID-19 Vaccine). These data summarize the number of people who have received either their first dose or have completed the series for a COVID-19 vaccine. **A person can only be counted in one category, first dose or series complete.** For persons receiving Moderna or Pfizer vaccines, once they receive their second dose, they are moved from the first dose column to the series completed column. **Because of this, the total first dose category may show a change from report to report not matching the total receiving their first dose from the previous day.** Persons receiving Johnson & Johnson vaccines will always be counted in the series completed column.

## COVID-19 doses for vaccinated persons in Florida

**Doses administered** 922,783

People receiving one dose of a 1-dose series (Johnson & Johnson) or receiving only one dose of a 2-dose series (Moderna, Pfizer) count once. Persons receiving both doses of a 2-dose series count twice.

## Current status of persons vaccinated for COVID-19 in Florida

**Total people vaccinated** 568,114

First dose 159,799

Series completed 408,315

Completed 1-dose series 53,646

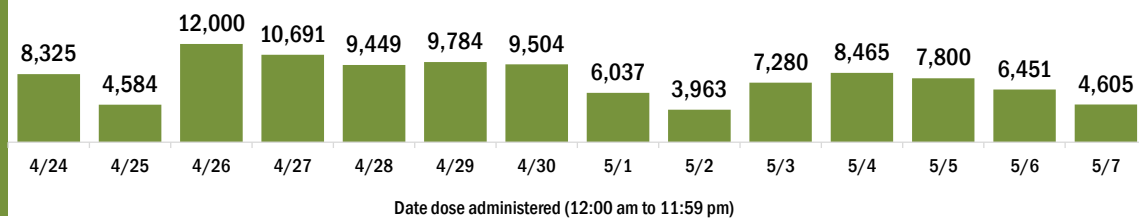
Completed 2-dose series 354,669

**First dose:** current number of people who have only received their first dose of the Moderna or Pfizer vaccine.

**Series complete:** current number of people who have received both Moderna or Pfizer vaccine doses or one Johnson & Johnson dose and are considered fully immunized.

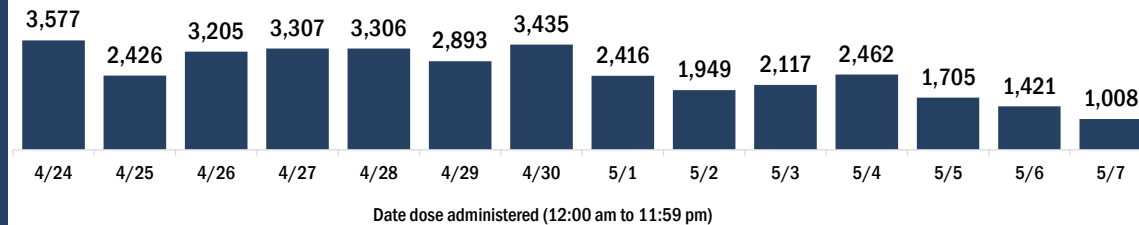
Demographic summary	First dose	Series complete	Total people vaccinated
<b>Age group</b>	<b>159,799</b>	<b>408,315</b>	<b>568,114</b>
16-24 years	19,221	26,109	45,330
25-34 years	23,045	43,825	66,870
35-44 years	23,199	56,833	80,032
45-54 years	22,037	71,514	93,551
55-64 years	21,830	87,395	109,225
65-74 years	30,018	73,400	103,418
75-84 years	15,420	36,349	51,769
85+ years	5,029	12,890	17,919
<b>Race</b>	<b>159,799</b>	<b>408,315</b>	<b>568,114</b>
White	96,001	266,428	362,429
Black	11,596	27,346	38,942
American Indian/Alaskan	728	1,083	1,811
Other	23,163	55,699	78,862
Unknown	28,311	57,759	86,070
<b>Other race</b> includes Asian, native Hawaiian/Pacific Islander, or other.			
<b>Ethnicity</b>	<b>159,799</b>	<b>408,315</b>	<b>568,114</b>
Hispanic	25,881	44,013	69,894
Non-Hispanic	76,026	236,225	312,251
Unknown	57,892	128,077	185,969
<b>Gender</b>	<b>159,799</b>	<b>408,315</b>	<b>568,114</b>
Female	83,841	228,298	312,139
Male	75,705	179,745	255,450
Unknown	253	272	525

## COVID-19 doses administered for the past 2 weeks

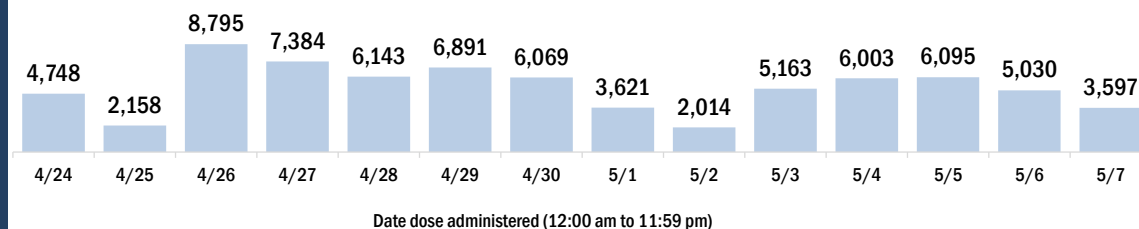


## Persons vaccinated for COVID-19 for the past 2 weeks

### Number of persons who received their first dose of a two-dose series of the COVID-19 vaccine



### Number of persons who completed the COVID-19 vaccine series



# COVID-19: Holmes County vaccine summary

Vaccination data through May 7, 2021 as of May 8, 2021 at 12:05 AM

Data in this report are provisional and subject to change.

Data in this summary pertain to COVID-19 vaccines approved by the U.S. Food and Drug Administration and have been issued an Emergency Use Authorization (Janssen COVID-19 Vaccine, Moderna COVID-19 Vaccine and Pfizer-BioNTech COVID-19 Vaccine). These data summarize the number of people who have received either their first dose or have completed the series for a COVID-19 vaccine. **A person can only be counted in one category, first dose or series complete.** For persons receiving Moderna or Pfizer vaccines, once they receive their second dose, they are moved from the first dose column to the series completed column. **Because of this, the total first dose category may show a change from report to report not matching the total receiving their first dose from the previous day.** Persons receiving Johnson & Johnson vaccines will always be counted in the series completed column.

## COVID-19 doses for vaccinated persons in Florida

**Doses administered** 7,054

People receiving one dose of a 1-dose series (Johnson & Johnson) or receiving only one dose of a 2-dose series (Moderna, Pfizer) count once. Persons receiving both doses of a 2-dose series count twice.

## Current status of persons vaccinated for COVID-19 in Florida

**Total people vaccinated** 4,213

First dose 1,038

Series completed 3,175

Completed 1-dose series 334

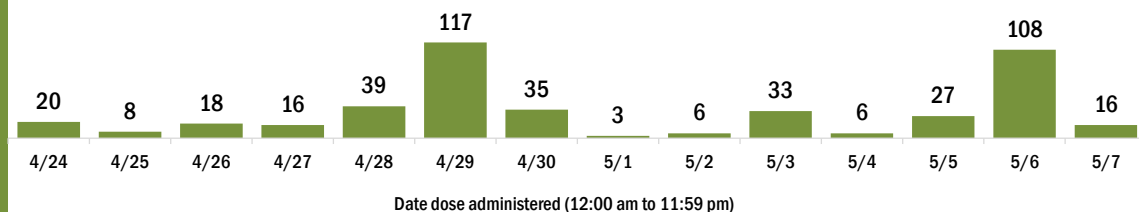
Completed 2-dose series 2,841

**First dose:** current number of people who have only received their first dose of the Moderna or Pfizer vaccine.

**Series complete:** current number of people who have received both Moderna or Pfizer vaccine doses or one Johnson & Johnson dose and are considered fully immunized.

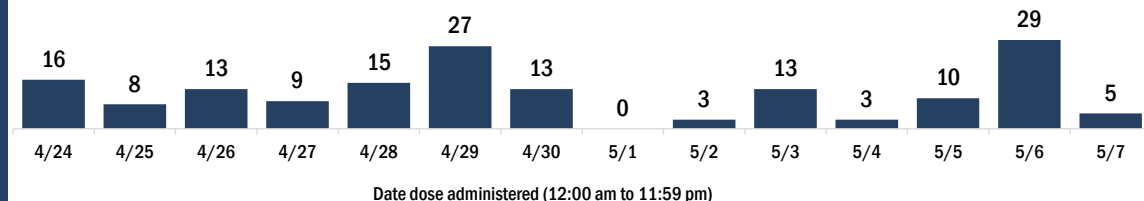
Demographic summary	First dose	Series complete	Total people vaccinated
<b>Age group</b>	<b>1,038</b>	<b>3,175</b>	<b>4,213</b>
16-24 years	57	51	108
25-34 years	123	99	222
35-44 years	167	174	341
45-54 years	197	302	499
55-64 years	232	648	880
65-74 years	152	1,034	1,186
75-84 years	85	681	766
85+ years	25	186	211
<b>Race</b>	<b>1,038</b>	<b>3,175</b>	<b>4,213</b>
White	736	2,744	3,480
Black	178	104	282
American Indian/Alaskan	9	34	43
Other	65	179	244
Unknown	50	114	164
<b>Other race</b> includes Asian, native Hawaiian/Pacific Islander, or other.			
<b>Ethnicity</b>	<b>1,038</b>	<b>3,175</b>	<b>4,213</b>
Hispanic	48	34	82
Non-Hispanic	836	2,666	3,502
Unknown	154	475	629
<b>Gender</b>	<b>1,038</b>	<b>3,175</b>	<b>4,213</b>
Female	339	1,746	2,085
Male	699	1,429	2,128
Unknown	0	0	0

## COVID-19 doses administered for the past 2 weeks

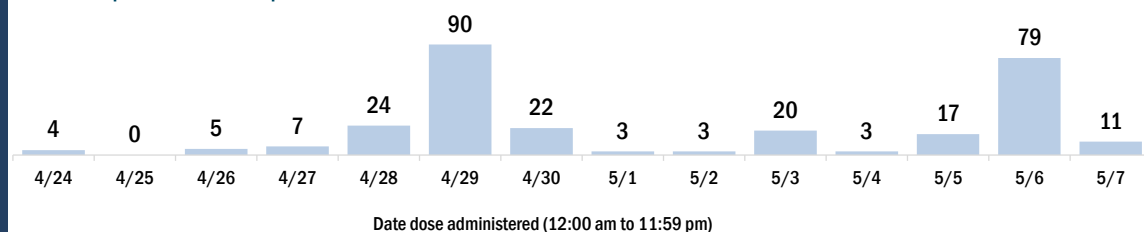


## Persons vaccinated for COVID-19 for the past 2 weeks

### Number of persons who received their first dose of a two-dose series of the COVID-19 vaccine



### Number of persons who completed the COVID-19 vaccine series



# COVID-19: Indian River County vaccine summary

Vaccination data through May 7, 2021 as of May 8, 2021 at 12:05 AM

Data in this report are provisional and subject to change.

Data in this summary pertain to COVID-19 vaccines approved by the U.S. Food and Drug Administration and have been issued an Emergency Use Authorization (Janssen COVID-19 Vaccine, Moderna COVID-19 Vaccine and Pfizer-BioNTech COVID-19 Vaccine). These data summarize the number of people who have received either their first dose or have completed the series for a COVID-19 vaccine. **A person can only be counted in one category, first dose or series complete.** For persons receiving Moderna or Pfizer vaccines, once they receive their second dose, they are moved from the first dose column to the series completed column. **Because of this, the total first dose category may show a change from report to report not matching the total receiving their first dose from the previous day.** Persons receiving Johnson & Johnson vaccines will always be counted in the series completed column.

## COVID-19 doses for vaccinated persons in Florida

**Doses administered** 140,156

People receiving one dose of a 1-dose series (Johnson & Johnson) or receiving only one dose of a 2-dose series (Moderna, Pfizer) count once. Persons receiving both doses of a 2-dose series count twice.

## Current status of persons vaccinated for COVID-19 in Florida

**Total people vaccinated** 82,650

First dose 22,800

Series completed 59,850

Completed 1-dose series 2,344

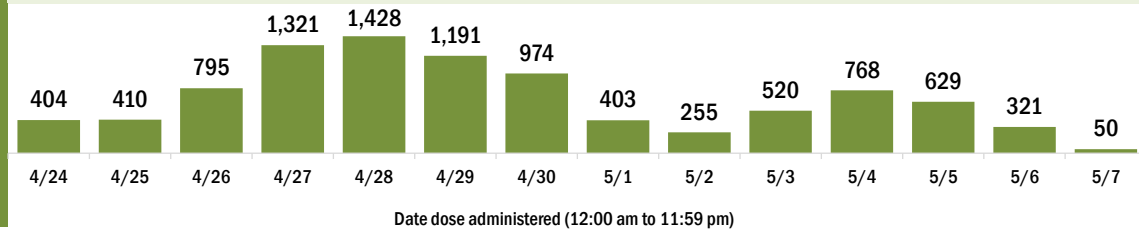
Completed 2-dose series 57,506

**First dose:** current number of people who have only received their first dose of the Moderna or Pfizer vaccine.

**Series complete:** current number of people who have received both Moderna or Pfizer vaccine doses or one Johnson & Johnson dose and are considered fully immunized.

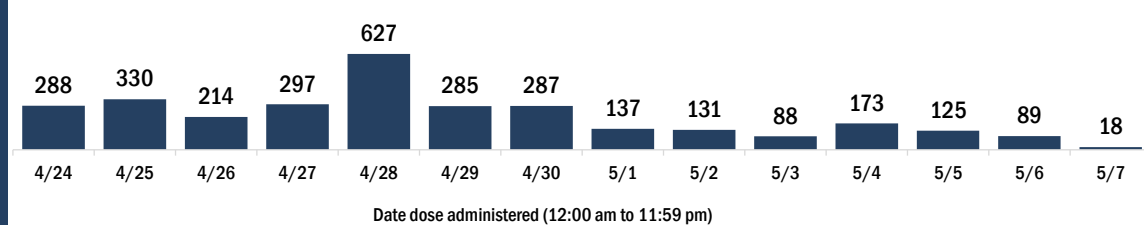
Demographic summary	First dose	Series complete	Total people vaccinated
<b>Age group</b>	22,800	59,850	82,650
16-24 years	1,437	1,103	2,540
25-34 years	1,656	1,808	3,464
35-44 years	1,881	2,623	4,504
45-54 years	2,554	4,877	7,431
55-64 years	4,231	11,527	15,758
65-74 years	5,276	20,800	26,076
75-84 years	3,996	12,817	16,813
85+ years	1,769	4,295	6,064
<b>Race</b>	22,800	59,850	82,650
White	16,573	44,141	60,714
Black	1,176	1,853	3,029
American Indian/Alaskan	140	304	444
Other	1,672	4,112	5,784
Unknown	3,239	9,440	12,679
<b>Other race</b> includes Asian, native Hawaiian/Pacific Islander, or other.			
<b>Ethnicity</b>	22,800	59,850	82,650
Hispanic	2,241	2,482	4,723
Non-Hispanic	11,239	37,391	48,630
Unknown	9,320	19,977	29,297
<b>Gender</b>	22,800	59,850	82,650
Female	11,957	33,510	45,467
Male	10,817	26,304	37,121
Unknown	26	36	62

## COVID-19 doses administered for the past 2 weeks

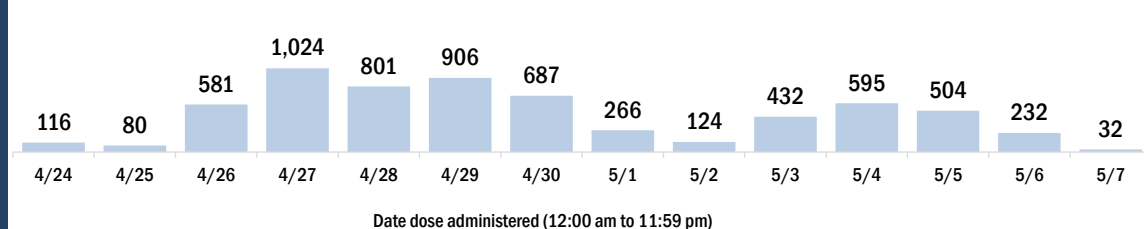


## Persons vaccinated for COVID-19 for the past 2 weeks

### Number of persons who received their first dose of a two-dose series of the COVID-19 vaccine



### Number of persons who completed the COVID-19 vaccine series





# COVID-19: Jackson County vaccine summary

Vaccination data through May 7, 2021 as of May 8, 2021 at 12:05 AM

Data in this report are provisional and subject to change.

Data in this summary pertain to COVID-19 vaccines approved by the U.S. Food and Drug Administration and have been issued an Emergency Use Authorization (Janssen COVID-19 Vaccine, Moderna COVID-19 Vaccine and Pfizer-BioNTech COVID-19 Vaccine). These data summarize the number of people who have received either their first dose or have completed the series for a COVID-19 vaccine. **A person can only be counted in one category, first dose or series complete.** For persons receiving Moderna or Pfizer vaccines, once they receive their second dose, they are moved from the first dose column to the series completed column. **Because of this, the total first dose category may show a change from report to report not matching the total receiving their first dose from the previous day.** Persons receiving Johnson & Johnson vaccines will always be counted in the series completed column.

## COVID-19 doses for vaccinated persons in Florida

**Doses administered** 23,247

People receiving one dose of a 1-dose series (Johnson & Johnson) or receiving only one dose of a 2-dose series (Moderna, Pfizer) count once. Persons receiving both doses of a 2-dose series count twice.

## Current status of persons vaccinated for COVID-19 in Florida

**Total people vaccinated** 13,584

First dose 3,078

Series completed 10,506

Completed 1-dose series 843

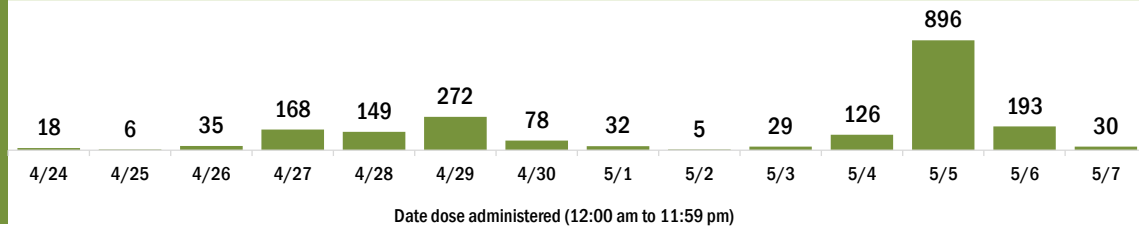
Completed 2-dose series 9,663

**First dose:** current number of people who have only received their first dose of the Moderna or Pfizer vaccine.

**Series complete:** current number of people who have received both Moderna or Pfizer vaccine doses or one Johnson & Johnson dose and are considered fully immunized.

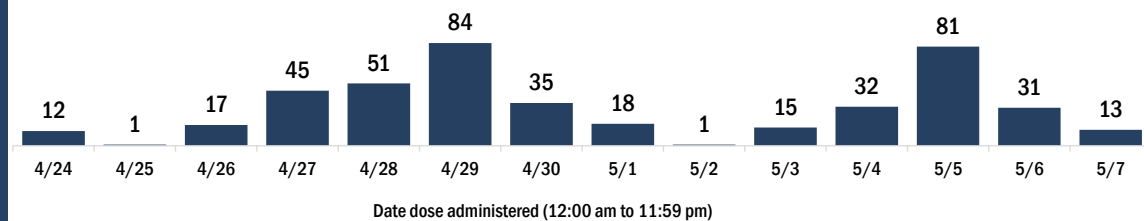
Demographic summary	First dose	Series complete	Total people vaccinated
<b>Age group</b>	<b>3,078</b>	<b>10,506</b>	<b>13,584</b>
16-24 years	177	178	355
25-34 years	369	452	821
35-44 years	477	741	1,218
45-54 years	536	1,279	1,815
55-64 years	555	2,305	2,860
65-74 years	510	3,123	3,633
75-84 years	328	1,828	2,156
85+ years	126	600	726
<b>Race</b>	<b>3,078</b>	<b>10,506</b>	<b>13,584</b>
White	1,769	7,275	9,044
Black	827	2,236	3,063
American Indian/Alaskan	17	50	67
Other	175	439	614
Unknown	290	506	796
<b>Other race</b> includes Asian, native Hawaiian/Pacific Islander, or other.			
<b>Ethnicity</b>	<b>3,078</b>	<b>10,506</b>	<b>13,584</b>
Hispanic	150	235	385
Non-Hispanic	1,612	7,994	9,606
Unknown	1,316	2,277	3,593
<b>Gender</b>	<b>3,078</b>	<b>10,506</b>	<b>13,584</b>
Female	1,236	5,558	6,794
Male	1,841	4,948	6,789
Unknown	1	0	1

## COVID-19 doses administered for the past 2 weeks

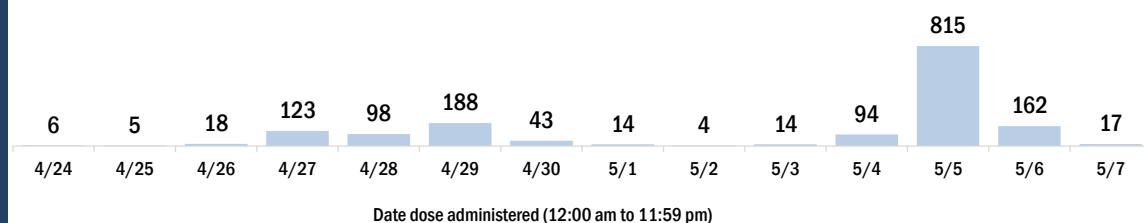


## Persons vaccinated for COVID-19 for the past 2 weeks

### Number of persons who received their first dose of a two-dose series of the COVID-19 vaccine



### Number of persons who completed the COVID-19 vaccine series



# COVID-19: Jefferson County vaccine summary

Vaccination data through May 7, 2021 as of May 8, 2021 at 12:05 AM

Data in this report are provisional and subject to change.

Data in this summary pertain to COVID-19 vaccines approved by the U.S. Food and Drug Administration and have been issued an Emergency Use Authorization (Janssen COVID-19 Vaccine, Moderna COVID-19 Vaccine and Pfizer-BioNTech COVID-19 Vaccine). These data summarize the number of people who have received either their first dose or have completed the series for a COVID-19 vaccine. **A person can only be counted in one category, first dose or series complete.** For persons receiving Moderna or Pfizer vaccines, once they receive their second dose, they are moved from the first dose column to the series completed column. **Because of this, the total first dose category may show a change from report to report not matching the total receiving their first dose from the previous day.** Persons receiving Johnson & Johnson vaccines will always be counted in the series completed column.

## COVID-19 doses for vaccinated persons in Florida

**Doses administered** 8,864

People receiving one dose of a 1-dose series (Johnson & Johnson) or receiving only one dose of a 2-dose series (Moderna, Pfizer) count once. Persons receiving both doses of a 2-dose series count twice.

## Current status of persons vaccinated for COVID-19 in Florida

**Total people vaccinated** 5,114

First dose 1,076

Series completed 4,038

Completed 1-dose series 288

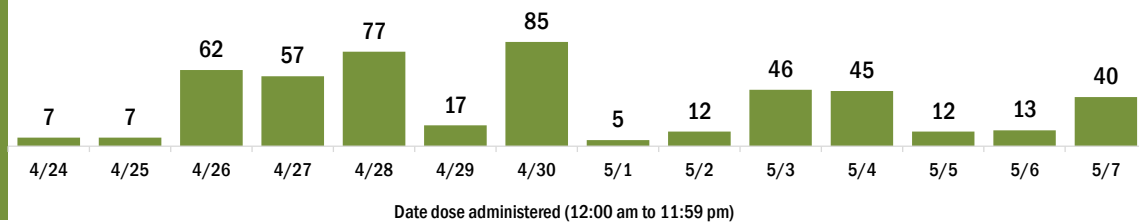
Completed 2-dose series 3,750

**First dose:** current number of people who have only received their first dose of the Moderna or Pfizer vaccine.

**Series complete:** current number of people who have received both Moderna or Pfizer vaccine doses or one Johnson & Johnson dose and are considered fully immunized.

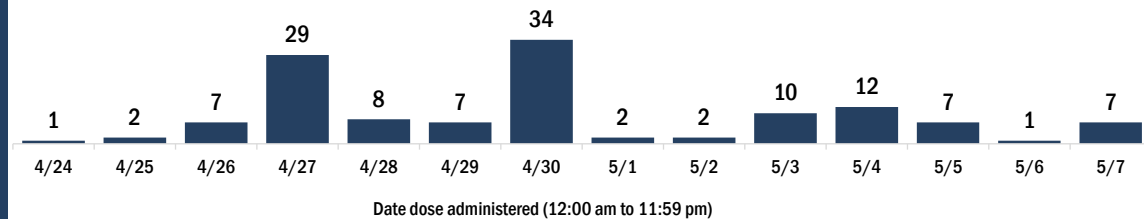
Demographic summary	First dose	Series complete	Total people vaccinated
<b>Age group</b>	<b>1,076</b>	<b>4,038</b>	<b>5,114</b>
16-24 years	79	77	156
25-34 years	101	140	241
35-44 years	173	208	381
45-54 years	239	466	705
55-64 years	273	975	1,248
65-74 years	132	1,332	1,464
75-84 years	55	660	715
85+ years	24	180	204
<b>Race</b>	<b>1,076</b>	<b>4,038</b>	<b>5,114</b>
White	581	2,281	2,862
Black	339	933	1,272
American Indian/Alaskan	2	7	9
Other	92	552	644
Unknown	62	265	327
<b>Other race</b> includes Asian, native Hawaiian/Pacific Islander, or other.			
<b>Ethnicity</b>	<b>1,076</b>	<b>4,038</b>	<b>5,114</b>
Hispanic	26	92	118
Non-Hispanic	862	2,692	3,554
Unknown	188	1,254	1,442
<b>Gender</b>	<b>1,076</b>	<b>4,038</b>	<b>5,114</b>
Female	379	2,356	2,735
Male	697	1,682	2,379
Unknown	0	0	0

## COVID-19 doses administered for the past 2 weeks

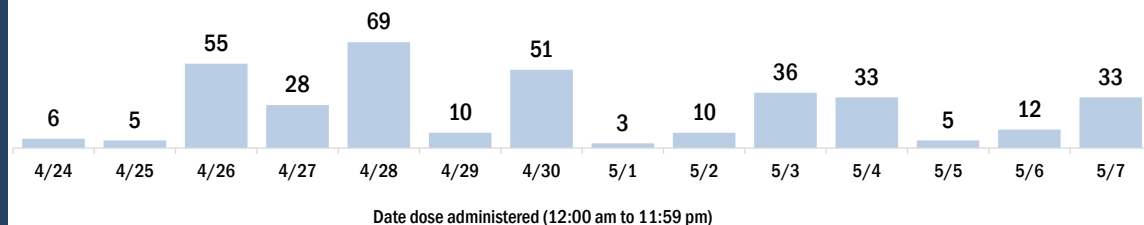


## Persons vaccinated for COVID-19 for the past 2 weeks

### Number of persons who received their first dose of a two-dose series of the COVID-19 vaccine



### Number of persons who completed the COVID-19 vaccine series



# COVID-19: Lafayette County vaccine summary

Vaccination data through May 7, 2021 as of May 8, 2021 at 12:05 AM

Data in this report are provisional and subject to change.

Data in this summary pertain to COVID-19 vaccines approved by the U.S. Food and Drug Administration and have been issued an Emergency Use Authorization (Janssen COVID-19 Vaccine, Moderna COVID-19 Vaccine and Pfizer-BioNTech COVID-19 Vaccine). These data summarize the number of people who have received either their first dose or have completed the series for a COVID-19 vaccine. **A person can only be counted in one category, first dose or series complete.** For persons receiving Moderna or Pfizer vaccines, once they receive their second dose, they are moved from the first dose column to the series completed column. **Because of this, the total first dose category may show a change from report to report not matching the total receiving their first dose from the previous day.** Persons receiving Johnson & Johnson vaccines will always be counted in the series completed column.

## COVID-19 doses for vaccinated persons in Florida

**Doses administered** 3,603

People receiving one dose of a 1-dose series (Johnson & Johnson) or receiving only one dose of a 2-dose series (Moderna, Pfizer) count once. Persons receiving both doses of a 2-dose series count twice.

## Current status of persons vaccinated for COVID-19 in Florida

**Total people vaccinated** 2,157

First dose 666

Series completed 1,491

Completed 1-dose series 45

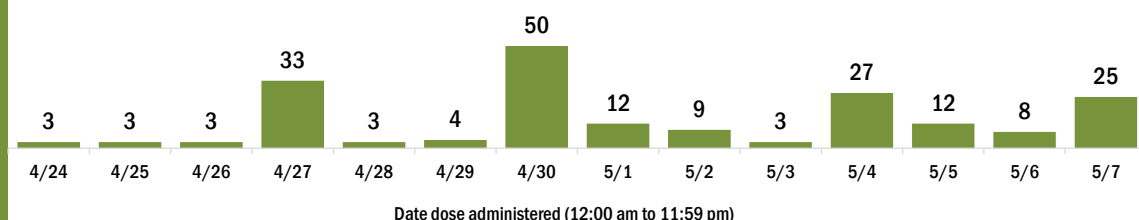
Completed 2-dose series 1,446

**First dose:** current number of people who have only received their first dose of the Moderna or Pfizer vaccine.

**Series complete:** current number of people who have received both Moderna or Pfizer vaccine doses or one Johnson & Johnson dose and are considered fully immunized.

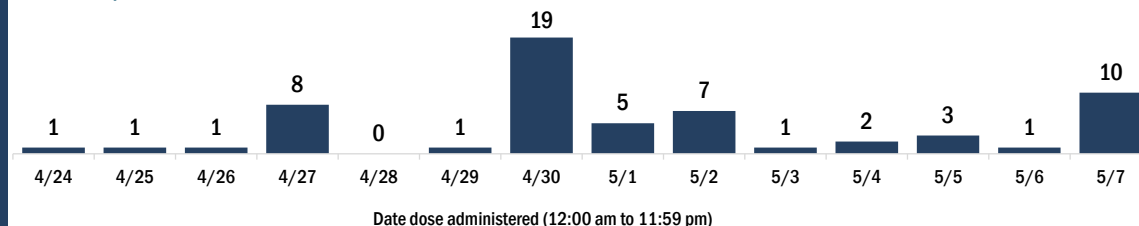
Demographic summary	First dose	Series complete	Total people vaccinated
<b>Age group</b>	666	1,491	2,157
16-24 years	28	12	40
25-34 years	91	21	112
35-44 years	122	53	175
45-54 years	131	125	256
55-64 years	98	214	312
65-74 years	113	623	736
75-84 years	56	343	399
85+ years	27	100	127
<b>Race</b>	666	1,491	2,157
White	416	1,264	1,680
Black	143	53	196
American Indian/Alaskan	3	6	9
Other	46	87	133
Unknown	58	81	139
<b>Other race</b> includes Asian, native Hawaiian/Pacific Islander, or other.			
<b>Ethnicity</b>	666	1,491	2,157
Hispanic	52	64	116
Non-Hispanic	215	1,173	1,388
Unknown	399	254	653
<b>Gender</b>	666	1,491	2,157
Female	171	772	943
Male	494	719	1,213
Unknown	1	0	1

## COVID-19 doses administered for the past 2 weeks

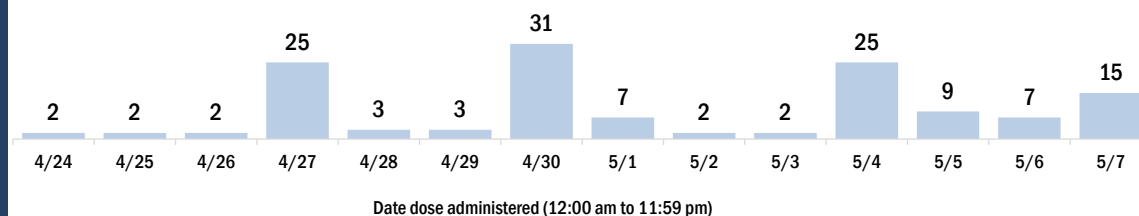


## Persons vaccinated for COVID-19 for the past 2 weeks

### Number of persons who received their first dose of a two-dose series of the COVID-19 vaccine



### Number of persons who completed the COVID-19 vaccine series



# COVID-19: Lake County vaccine summary

Vaccination data through May 7, 2021 as of May 8, 2021 at 12:05 AM

Data in this report are provisional and subject to change.

Data in this summary pertain to COVID-19 vaccines approved by the U.S. Food and Drug Administration and have been issued an Emergency Use Authorization (Janssen COVID-19 Vaccine, Moderna COVID-19 Vaccine and Pfizer-BioNTech COVID-19 Vaccine). These data summarize the number of people who have received either their first dose or have completed the series for a COVID-19 vaccine. **A person can only be counted in one category, first dose or series complete.** For persons receiving Moderna or Pfizer vaccines, once they receive their second dose, they are moved from the first dose column to the series completed column. **Because of this, the total first dose category may show a change from report to report not matching the total receiving their first dose from the previous day.** Persons receiving Johnson & Johnson vaccines will always be counted in the series completed column.

## COVID-19 doses for vaccinated persons in Florida

**Doses administered** 298,433

People receiving one dose of a 1-dose series (Johnson & Johnson) or receiving only one dose of a 2-dose series (Moderna, Pfizer) count once. Persons receiving both doses of a 2-dose series count twice.

## Current status of persons vaccinated for COVID-19 in Florida

**Total people vaccinated** 169,298

First dose 32,949

Series completed 136,349

Completed 1-dose series 7,214

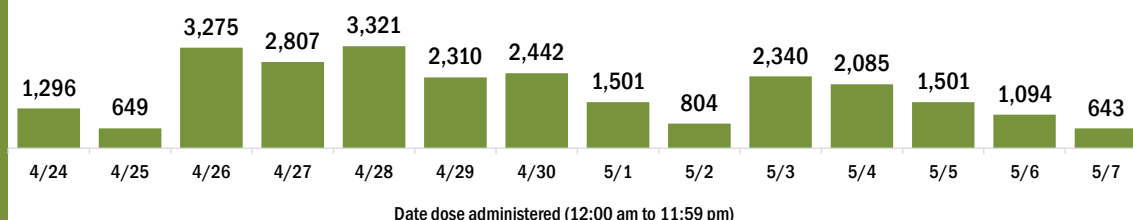
Completed 2-dose series 129,135

**First dose:** current number of people who have only received their first dose of the Moderna or Pfizer vaccine.

**Series complete:** current number of people who have received both Moderna or Pfizer vaccine doses or one Johnson & Johnson dose and are considered fully immunized.

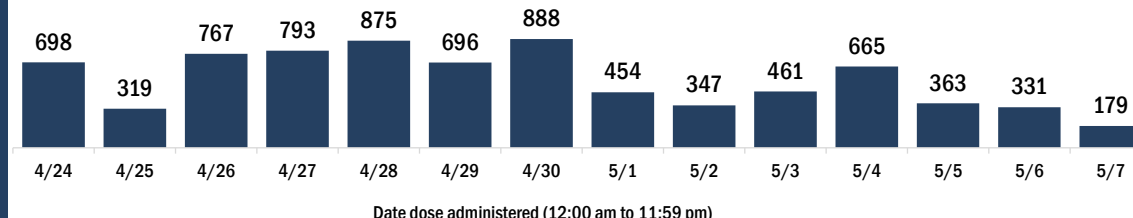
Demographic summary	First dose	Series complete	Total people vaccinated
<b>Age group</b>	<b>32,949</b>	<b>136,349</b>	<b>169,298</b>
16-24 years	3,347	4,716	8,063
25-34 years	3,966	6,243	10,209
35-44 years	4,387	9,222	13,609
45-54 years	4,875	13,973	18,848
55-64 years	6,058	24,373	30,431
65-74 years	5,157	41,305	46,462
75-84 years	3,654	28,271	31,925
85+ years	1,505	8,246	9,751
<b>Race</b>	<b>32,949</b>	<b>136,349</b>	<b>169,298</b>
White	20,567	101,066	121,633
Black	2,273	6,997	9,270
American Indian/Alaskan	196	744	940
Other	3,698	12,170	15,868
Unknown	6,215	15,372	21,587
<b>Other race</b> includes Asian, native Hawaiian/Pacific Islander, or other.			
<b>Ethnicity</b>	<b>32,949</b>	<b>136,349</b>	<b>169,298</b>
Hispanic	4,400	10,207	14,607
Non-Hispanic	14,848	79,920	94,768
Unknown	13,701	46,222	59,923
<b>Gender</b>	<b>32,949</b>	<b>136,349</b>	<b>169,298</b>
Female	17,591	76,485	94,076
Male	15,304	59,749	75,053
Unknown	54	115	169

## COVID-19 doses administered for the past 2 weeks

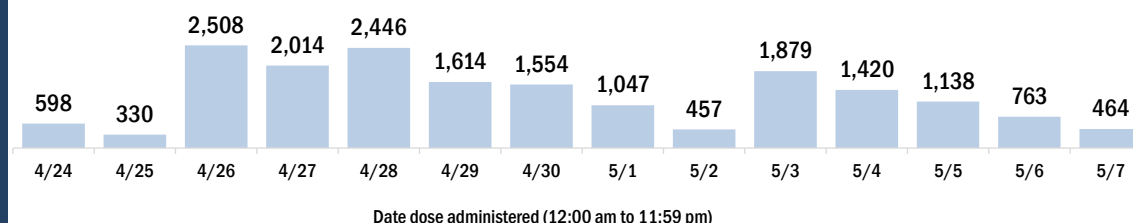


## Persons vaccinated for COVID-19 for the past 2 weeks

### Number of persons who received their first dose of a two-dose series of the COVID-19 vaccine



### Number of persons who completed the COVID-19 vaccine series



# COVID-19: Lee County vaccine summary

Vaccination data through May 7, 2021 as of May 8, 2021 at 12:05 AM

Data in this report are provisional and subject to change.

Data in this summary pertain to COVID-19 vaccines approved by the U.S. Food and Drug Administration and have been issued an Emergency Use Authorization (Janssen COVID-19 Vaccine, Moderna COVID-19 Vaccine and Pfizer-BioNTech COVID-19 Vaccine). These data summarize the number of people who have received either their first dose or have completed the series for a COVID-19 vaccine. **A person can only be counted in one category, first dose or series complete.** For persons receiving Moderna or Pfizer vaccines, once they receive their second dose, they are moved from the first dose column to the series completed column. **Because of this, the total first dose category may show a change from report to report not matching the total receiving their first dose from the previous day.** Persons receiving Johnson & Johnson vaccines will always be counted in the series completed column.

## COVID-19 doses for vaccinated persons in Florida

**Doses administered** 580,172

People receiving one dose of a 1-dose series (Johnson & Johnson) or receiving only one dose of a 2-dose series (Moderna, Pfizer) count once. Persons receiving both doses of a 2-dose series count twice.

## Current status of persons vaccinated for COVID-19 in Florida

**Total people vaccinated** 334,833

First dose 75,111

Series completed 259,722

Completed 1-dose series 14,383

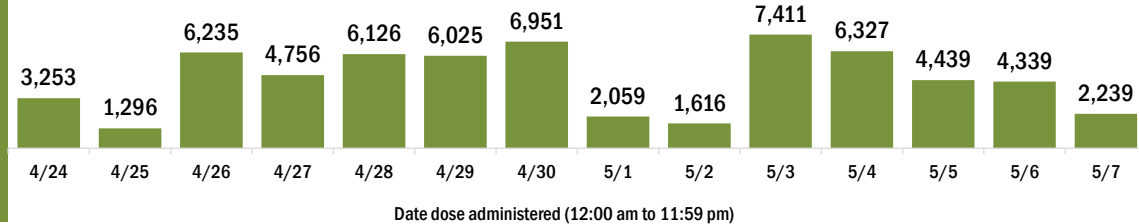
Completed 2-dose series 245,339

**First dose:** current number of people who have only received their first dose of the Moderna or Pfizer vaccine.

**Series complete:** current number of people who have received both Moderna or Pfizer vaccine doses or one Johnson & Johnson dose and are considered fully immunized.

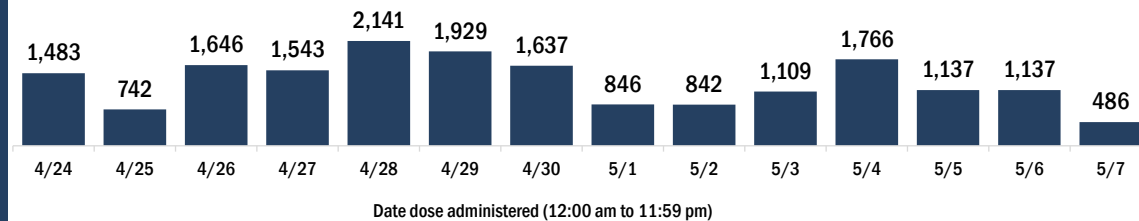
Demographic summary	First dose	Series complete	Total people vaccinated
<b>Age group</b>	<b>75,111</b>	<b>259,722</b>	<b>334,833</b>
16-24 years	6,917	4,725	11,642
25-34 years	8,386	8,836	17,222
35-44 years	9,986	13,615	23,601
45-54 years	11,305	23,159	34,464
55-64 years	14,714	49,460	64,174
65-74 years	13,097	91,068	104,165
75-84 years	7,916	54,347	62,263
85+ years	2,790	14,512	17,302
<b>Race</b>	<b>75,111</b>	<b>259,722</b>	<b>334,833</b>
White	49,903	187,401	237,304
Black	3,347	6,302	9,649
American Indian/Alaskan	319	885	1,204
Other	7,169	17,312	24,481
Unknown	14,373	47,822	62,195
<b>Other race</b> includes Asian, native Hawaiian/Pacific Islander, or other.			
<b>Ethnicity</b>	<b>75,111</b>	<b>259,722</b>	<b>334,833</b>
Hispanic	13,840	19,402	33,242
Non-Hispanic	34,865	150,329	185,194
Unknown	26,406	89,991	116,397
<b>Gender</b>	<b>75,111</b>	<b>259,722</b>	<b>334,833</b>
Female	39,613	144,072	183,685
Male	35,311	115,215	150,526
Unknown	187	435	622

## COVID-19 doses administered for the past 2 weeks

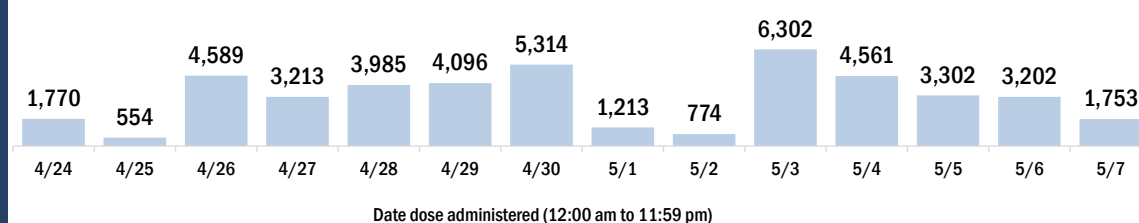


## Persons vaccinated for COVID-19 for the past 2 weeks

### Number of persons who received their first dose of a two-dose series of the COVID-19 vaccine



### Number of persons who completed the COVID-19 vaccine series



# COVID-19: Leon County vaccine summary

Vaccination data through May 7, 2021 as of May 8, 2021 at 12:05 AM

Data in this report are provisional and subject to change.

Data in this summary pertain to COVID-19 vaccines approved by the U.S. Food and Drug Administration and have been issued an Emergency Use Authorization (Janssen COVID-19 Vaccine, Moderna COVID-19 Vaccine and Pfizer-BioNTech COVID-19 Vaccine). These data summarize the number of people who have received either their first dose or have completed the series for a COVID-19 vaccine. **A person can only be counted in one category, first dose or series complete.** For persons receiving Moderna or Pfizer vaccines, once they receive their second dose, they are moved from the first dose column to the series completed column. **Because of this, the total first dose category may show a change from report to report not matching the total receiving their first dose from the previous day.** Persons receiving Johnson & Johnson vaccines will always be counted in the series completed column.

## COVID-19 doses for vaccinated persons in Florida

**Doses administered** 202,832

People receiving one dose of a 1-dose series (Johnson & Johnson) or receiving only one dose of a 2-dose series (Moderna, Pfizer) count once. Persons receiving both doses of a 2-dose series count twice.

## Current status of persons vaccinated for COVID-19 in Florida

**Total people vaccinated** 115,339

First dose 23,116

Series completed 92,223

Completed 1-dose series 4,730

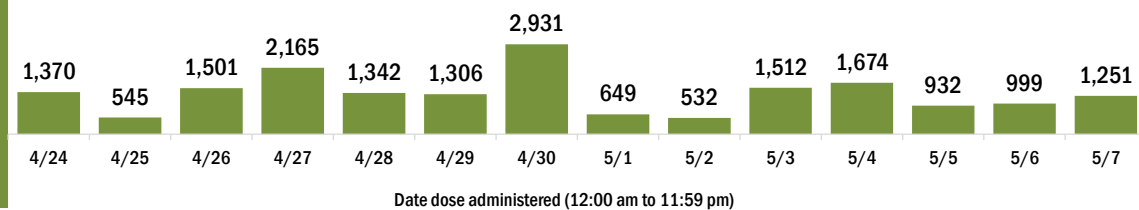
Completed 2-dose series 87,493

**First dose:** current number of people who have only received their first dose of the Moderna or Pfizer vaccine.

**Series complete:** current number of people who have received both Moderna or Pfizer vaccine doses or one Johnson & Johnson dose and are considered fully immunized.

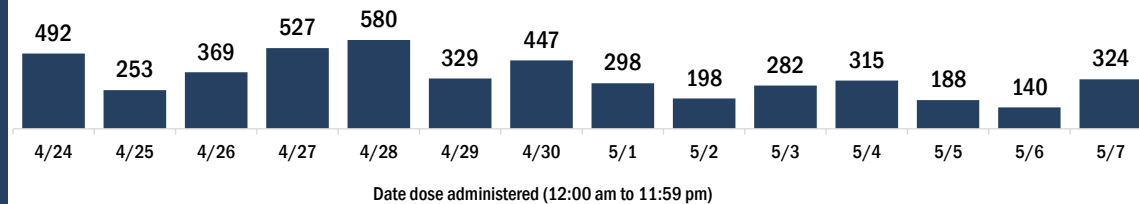
Demographic summary	First dose	Series complete	Total people vaccinated
<b>Age group</b>	<b>23,116</b>	<b>92,223</b>	<b>115,339</b>
16-24 years	5,125	7,976	13,101
25-34 years	4,519	10,031	14,550
35-44 years	3,881	11,086	14,967
45-54 years	2,983	13,275	16,258
55-64 years	2,795	18,258	21,053
65-74 years	2,136	19,660	21,796
75-84 years	1,068	8,894	9,962
85+ years	609	3,043	3,652
<b>Race</b>	<b>23,116</b>	<b>92,223</b>	<b>115,339</b>
White	12,454	54,485	66,939
Black	4,017	12,834	16,851
American Indian/Alaskan	85	287	372
Other	3,182	16,084	19,266
Unknown	3,378	8,533	11,911
<b>Other race</b> includes Asian, native Hawaiian/Pacific Islander, or other.			
<b>Ethnicity</b>	<b>23,116</b>	<b>92,223</b>	<b>115,339</b>
Hispanic	1,722	4,272	5,994
Non-Hispanic	14,774	67,003	81,777
Unknown	6,620	20,948	27,568
<b>Gender</b>	<b>23,116</b>	<b>92,223</b>	<b>115,339</b>
Female	12,486	52,799	65,285
Male	10,585	39,384	49,969
Unknown	45	40	85

## COVID-19 doses administered for the past 2 weeks

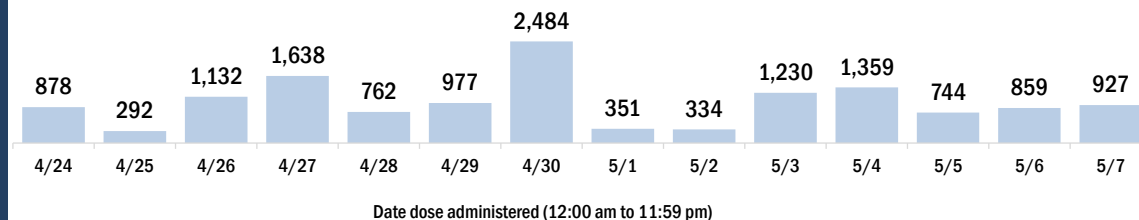


## Persons vaccinated for COVID-19 for the past 2 weeks

### Number of persons who received their first dose of a two-dose series of the COVID-19 vaccine



### Number of persons who completed the COVID-19 vaccine series



# COVID-19: Levy County vaccine summary

Vaccination data through May 7, 2021 as of May 8, 2021 at 12:05 AM

Data in this report are provisional and subject to change.

Data in this summary pertain to COVID-19 vaccines approved by the U.S. Food and Drug Administration and have been issued an Emergency Use Authorization (Janssen COVID-19 Vaccine, Moderna COVID-19 Vaccine and Pfizer-BioNTech COVID-19 Vaccine). These data summarize the number of people who have received either their first dose or have completed the series for a COVID-19 vaccine. **A person can only be counted in one category, first dose or series complete.** For persons receiving Moderna or Pfizer vaccines, once they receive their second dose, they are moved from the first dose column to the series completed column. **Because of this, the total first dose category may show a change from report to report not matching the total receiving their first dose from the previous day.** Persons receiving Johnson & Johnson vaccines will always be counted in the series completed column.

## COVID-19 doses for vaccinated persons in Florida

**Doses administered** 19,397

People receiving one dose of a 1-dose series (Johnson & Johnson) or receiving only one dose of a 2-dose series (Moderna, Pfizer) count once. Persons receiving both doses of a 2-dose series count twice.

## Current status of persons vaccinated for COVID-19 in Florida

**Total people vaccinated** 11,372

First dose 2,160

Series completed 9,212

Completed 1-dose series 1,187

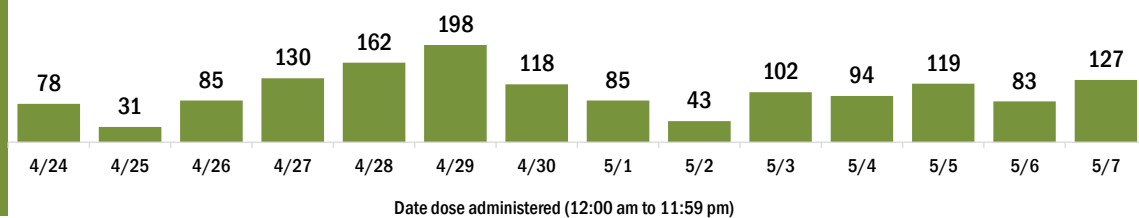
Completed 2-dose series 8,025

**First dose:** current number of people who have only received their first dose of the Moderna or Pfizer vaccine.

**Series complete:** current number of people who have received both Moderna or Pfizer vaccine doses or one Johnson & Johnson dose and are considered fully immunized.

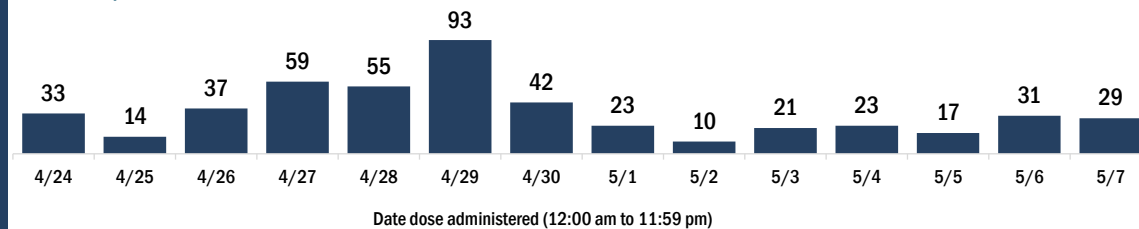
Demographic summary	First dose	Series complete	Total people vaccinated
<b>Age group</b>	<b>2,160</b>	<b>9,212</b>	<b>11,372</b>
16-24 years	148	145	293
25-34 years	194	292	486
35-44 years	256	381	637
45-54 years	311	777	1,088
55-64 years	572	1,984	2,556
65-74 years	409	3,424	3,833
75-84 years	213	1,776	1,989
85+ years	57	433	490
<b>Race</b>	<b>2,160</b>	<b>9,212</b>	<b>11,372</b>
White	1,564	7,268	8,832
Black	221	591	812
American Indian/Alaskan	13	52	65
Other	157	519	676
Unknown	205	782	987
<b>Other race</b> includes Asian, native Hawaiian/Pacific Islander, or other.			
<b>Ethnicity</b>	<b>2,160</b>	<b>9,212</b>	<b>11,372</b>
Hispanic	196	381	577
Non-Hispanic	1,419	6,783	8,202
Unknown	545	2,048	2,593
<b>Gender</b>	<b>2,160</b>	<b>9,212</b>	<b>11,372</b>
Female	1,206	5,205	6,411
Male	951	4,007	4,958
Unknown	3	0	3

## COVID-19 doses administered for the past 2 weeks

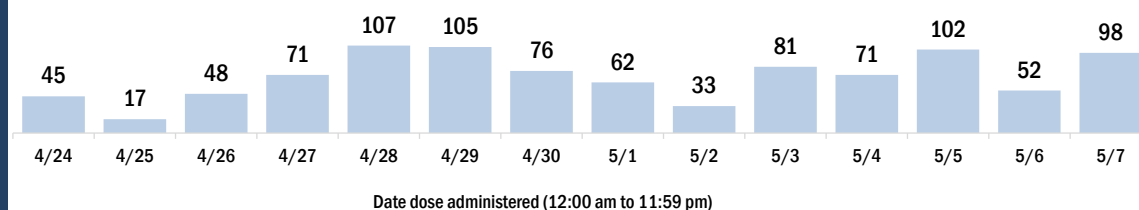


## Persons vaccinated for COVID-19 for the past 2 weeks

### Number of persons who received their first dose of a two-dose series of the COVID-19 vaccine



### Number of persons who completed the COVID-19 vaccine series





# COVID-19: Liberty County vaccine summary

Vaccination data through May 7, 2021 as of May 8, 2021 at 12:05 AM

Data in this report are provisional and subject to change.

Data in this summary pertain to COVID-19 vaccines approved by the U.S. Food and Drug Administration and have been issued an Emergency Use Authorization (Janssen COVID-19 Vaccine, Moderna COVID-19 Vaccine and Pfizer-BioNTech COVID-19 Vaccine). These data summarize the number of people who have received either their first dose or have completed the series for a COVID-19 vaccine. **A person can only be counted in one category, first dose or series complete.** For persons receiving Moderna or Pfizer vaccines, once they receive their second dose, they are moved from the first dose column to the series completed column. **Because of this, the total first dose category may show a change from report to report not matching the total receiving their first dose from the previous day.** Persons receiving Johnson & Johnson vaccines will always be counted in the series completed column.

## COVID-19 doses for vaccinated persons in Florida

**Doses administered** 3,246

People receiving one dose of a 1-dose series (Johnson & Johnson) or receiving only one dose of a 2-dose series (Moderna, Pfizer) count once. Persons receiving both doses of a 2-dose series count twice.

## Current status of persons vaccinated for COVID-19 in Florida

**Total people vaccinated** 2,015

First dose 698

Series completed 1,317

Completed 1-dose series 86

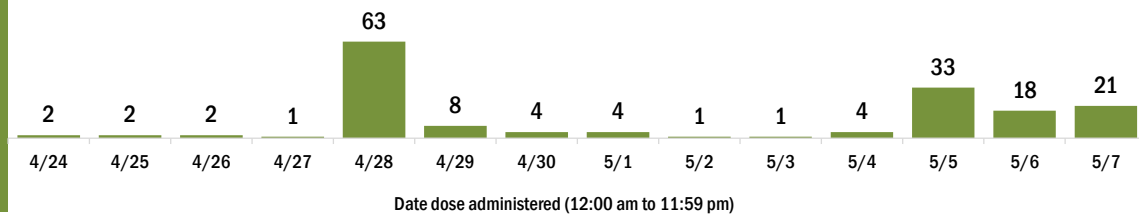
Completed 2-dose series 1,231

**First dose:** current number of people who have only received their first dose of the Moderna or Pfizer vaccine.

**Series complete:** current number of people who have received both Moderna or Pfizer vaccine doses or one Johnson & Johnson dose and are considered fully immunized.

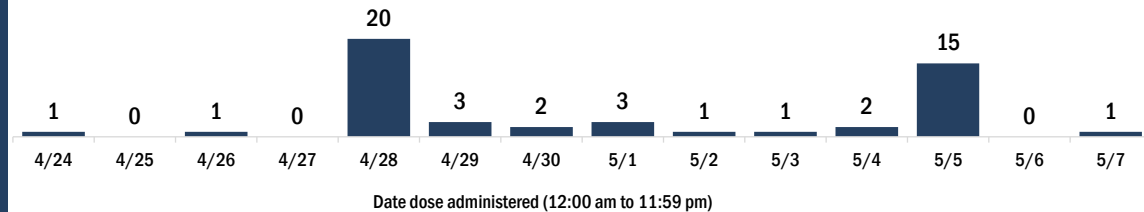
Demographic summary	First dose	Series complete	Total people vaccinated
<b>Age group</b>	698	1,317	2,015
16-24 years	31	22	53
25-34 years	98	45	143
35-44 years	147	98	245
45-54 years	170	129	299
55-64 years	157	319	476
65-74 years	68	421	489
75-84 years	23	224	247
85+ years	4	59	63
<b>Race</b>	698	1,317	2,015
White	232	952	1,184
Black	89	125	214
American Indian/Alaskan	2	11	13
Other	38	105	143
Unknown	337	124	461
<b>Other race</b> includes Asian, native Hawaiian/Pacific Islander, or other.			
<b>Ethnicity</b>	698	1,317	2,015
Hispanic	13	20	33
Non-Hispanic	129	725	854
Unknown	556	572	1,128
<b>Gender</b>	698	1,317	2,015
Female	138	707	845
Male	560	610	1,170
Unknown	0	0	0

## COVID-19 doses administered for the past 2 weeks

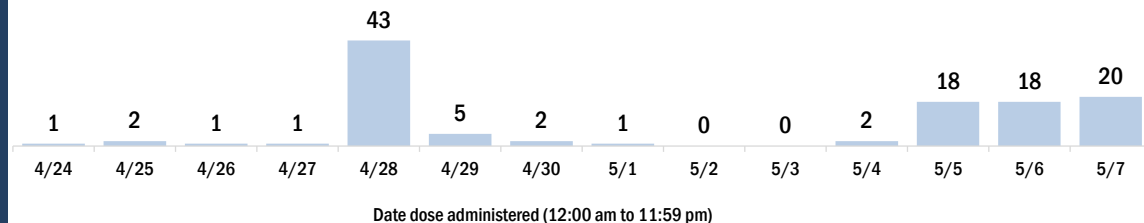


## Persons vaccinated for COVID-19 for the past 2 weeks

### Number of persons who received their first dose of a two-dose series of the COVID-19 vaccine



### Number of persons who completed the COVID-19 vaccine series



# COVID-19: Madison County vaccine summary

Vaccination data through May 7, 2021 as of May 8, 2021 at 12:05 AM

Data in this report are provisional and subject to change.

Data in this summary pertain to COVID-19 vaccines approved by the U.S. Food and Drug Administration and have been issued an Emergency Use Authorization (Janssen COVID-19 Vaccine, Moderna COVID-19 Vaccine and Pfizer-BioNTech COVID-19 Vaccine). These data summarize the number of people who have received either their first dose or have completed the series for a COVID-19 vaccine. **A person can only be counted in one category, first dose or series complete.** For persons receiving Moderna or Pfizer vaccines, once they receive their second dose, they are moved from the first dose column to the series completed column. **Because of this, the total first dose category may show a change from report to report not matching the total receiving their first dose from the previous day.** Persons receiving Johnson & Johnson vaccines will always be counted in the series completed column.

## COVID-19 doses for vaccinated persons in Florida

**Doses administered** 9,409

People receiving one dose of a 1-dose series (Johnson & Johnson) or receiving only one dose of a 2-dose series (Moderna, Pfizer) count once. Persons receiving both doses of a 2-dose series count twice.

## Current status of persons vaccinated for COVID-19 in Florida

**Total people vaccinated** 5,679

First dose 1,519

Series completed 4,160

Completed 1-dose series 430

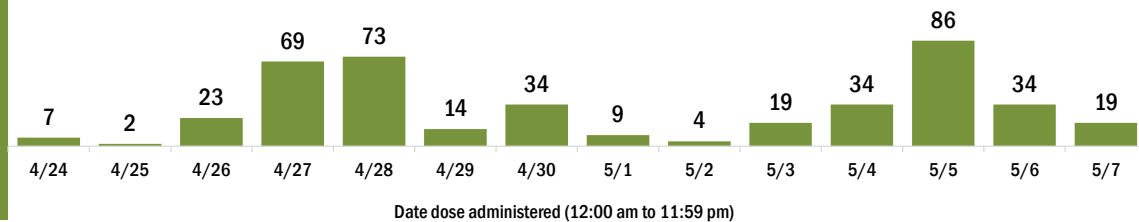
Completed 2-dose series 3,730

**First dose:** current number of people who have only received their first dose of the Moderna or Pfizer vaccine.

**Series complete:** current number of people who have received both Moderna or Pfizer vaccine doses or one Johnson & Johnson dose and are considered fully immunized.

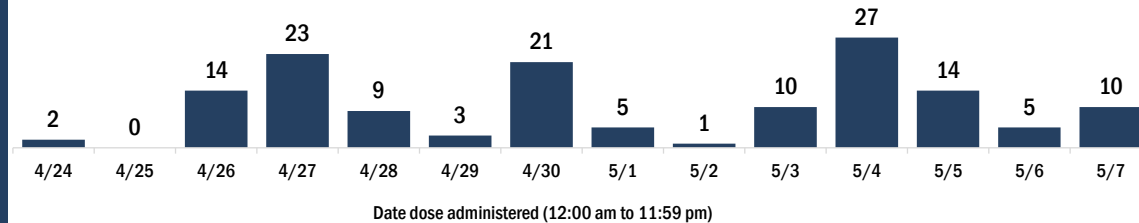
Demographic summary	First dose	Series complete	Total people vaccinated
<b>Age group</b>	<b>1,519</b>	<b>4,160</b>	<b>5,679</b>
16-24 years	78	63	141
25-34 years	156	135	291
35-44 years	267	242	509
45-54 years	326	438	764
55-64 years	416	866	1,282
65-74 years	184	1,432	1,616
75-84 years	69	773	842
85+ years	23	211	234
<b>Race</b>	<b>1,519</b>	<b>4,160</b>	<b>5,679</b>
White	760	2,356	3,116
Black	545	1,219	1,764
American Indian/Alaskan	1	9	10
Other	118	333	451
Unknown	95	243	338
<b>Other race</b> includes Asian, native Hawaiian/Pacific Islander, or other.			
<b>Ethnicity</b>	<b>1,519</b>	<b>4,160</b>	<b>5,679</b>
Hispanic	113	109	222
Non-Hispanic	1,196	2,251	3,447
Unknown	210	1,800	2,010
<b>Gender</b>	<b>1,519</b>	<b>4,160</b>	<b>5,679</b>
Female	489	2,332	2,821
Male	1,030	1,828	2,858
Unknown	0	0	0

## COVID-19 doses administered for the past 2 weeks

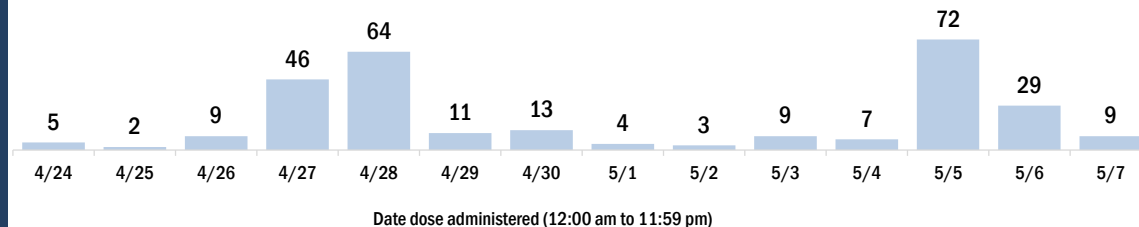


## Persons vaccinated for COVID-19 for the past 2 weeks

### Number of persons who received their first dose of a two-dose series of the COVID-19 vaccine



### Number of persons who completed the COVID-19 vaccine series



# COVID-19: Manatee County vaccine summary

Vaccination data through May 7, 2021 as of May 8, 2021 at 12:05 AM

Data in this report are provisional and subject to change.

Data in this summary pertain to COVID-19 vaccines approved by the U.S. Food and Drug Administration and have been issued an Emergency Use Authorization (Janssen COVID-19 Vaccine, Moderna COVID-19 Vaccine and Pfizer-BioNTech COVID-19 Vaccine). These data summarize the number of people who have received either their first dose or have completed the series for a COVID-19 vaccine. **A person can only be counted in one category, first dose or series complete.** For persons receiving Moderna or Pfizer vaccines, once they receive their second dose, they are moved from the first dose column to the series completed column. **Because of this, the total first dose category may show a change from report to report not matching the total receiving their first dose from the previous day.** Persons receiving Johnson & Johnson vaccines will always be counted in the series completed column.

## COVID-19 doses for vaccinated persons in Florida

**Doses administered** 299,877

People receiving one dose of a 1-dose series (Johnson & Johnson) or receiving only one dose of a 2-dose series (Moderna, Pfizer) count once. Persons receiving both doses of a 2-dose series count twice.

## Current status of persons vaccinated for COVID-19 in Florida

**Total people vaccinated** 174,013

First dose 41,476

Series completed 132,537

Completed 1-dose series 6,673

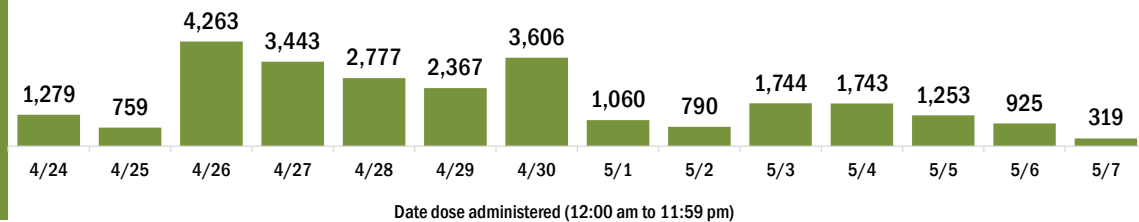
Completed 2-dose series 125,864

**First dose:** current number of people who have only received their first dose of the Moderna or Pfizer vaccine.

**Series complete:** current number of people who have received both Moderna or Pfizer vaccine doses or one Johnson & Johnson dose and are considered fully immunized.

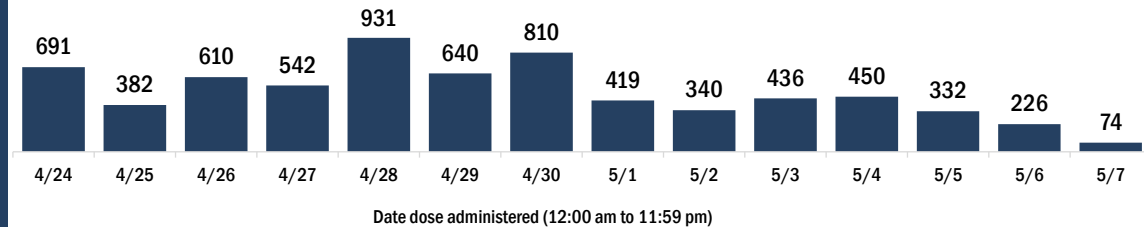
Demographic summary	First dose	Series complete	Total people vaccinated
<b>Age group</b>	<b>41,476</b>	<b>132,537</b>	<b>174,013</b>
16-24 years	3,982	2,814	6,796
25-34 years	4,653	5,014	9,667
35-44 years	5,376	7,824	13,200
45-54 years	6,093	13,690	19,783
55-64 years	7,636	27,076	34,712
65-74 years	7,428	43,496	50,924
75-84 years	4,547	24,940	29,487
85+ years	1,761	7,683	9,444
<b>Race</b>	<b>41,476</b>	<b>132,537</b>	<b>174,013</b>
White	28,652	101,470	130,122
Black	1,715	4,124	5,839
American Indian/Alaskan	199	515	714
Other	3,754	9,786	13,540
Unknown	7,156	16,642	23,798
<b>Other race</b> includes Asian, native Hawaiian/Pacific Islander, or other.			
<b>Ethnicity</b>	<b>41,476</b>	<b>132,537</b>	<b>174,013</b>
Hispanic	4,921	6,839	11,760
Non-Hispanic	21,857	80,603	102,460
Unknown	14,698	45,095	59,793
<b>Gender</b>	<b>41,476</b>	<b>132,537</b>	<b>174,013</b>
Female	22,051	73,847	95,898
Male	19,309	58,613	77,922
Unknown	116	77	193

## COVID-19 doses administered for the past 2 weeks

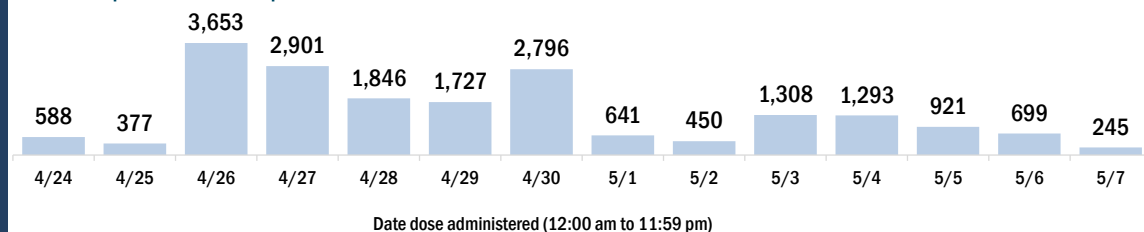


## Persons vaccinated for COVID-19 for the past 2 weeks

### Number of persons who received their first dose of a two-dose series of the COVID-19 vaccine



### Number of persons who completed the COVID-19 vaccine series



# COVID-19: Marion County vaccine summary

Vaccination data through May 7, 2021 as of May 8, 2021 at 12:05 AM

Data in this report are provisional and subject to change.

Data in this summary pertain to COVID-19 vaccines approved by the U.S. Food and Drug Administration and have been issued an Emergency Use Authorization (Janssen COVID-19 Vaccine, Moderna COVID-19 Vaccine and Pfizer-BioNTech COVID-19 Vaccine). These data summarize the number of people who have received either their first dose or have completed the series for a COVID-19 vaccine. **A person can only be counted in one category, first dose or series complete.** For persons receiving Moderna or Pfizer vaccines, once they receive their second dose, they are moved from the first dose column to the series completed column. **Because of this, the total first dose category may show a change from report to report not matching the total receiving their first dose from the previous day.** Persons receiving Johnson & Johnson vaccines will always be counted in the series completed column.

## COVID-19 doses for vaccinated persons in Florida

**Doses administered** 241,420

People receiving one dose of a 1-dose series (Johnson & Johnson) or receiving only one dose of a 2-dose series (Moderna, Pfizer) count once. Persons receiving both doses of a 2-dose series count twice.

## Current status of persons vaccinated for COVID-19 in Florida

**Total people vaccinated** 136,963

First dose 27,224

Series completed 109,739

Completed 1-dose series 5,282

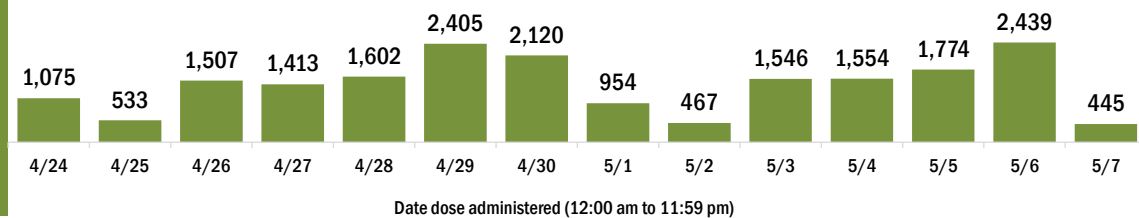
Completed 2-dose series 104,457

**First dose:** current number of people who have only received their first dose of the Moderna or Pfizer vaccine.

**Series complete:** current number of people who have received both Moderna or Pfizer vaccine doses or one Johnson & Johnson dose and are considered fully immunized.

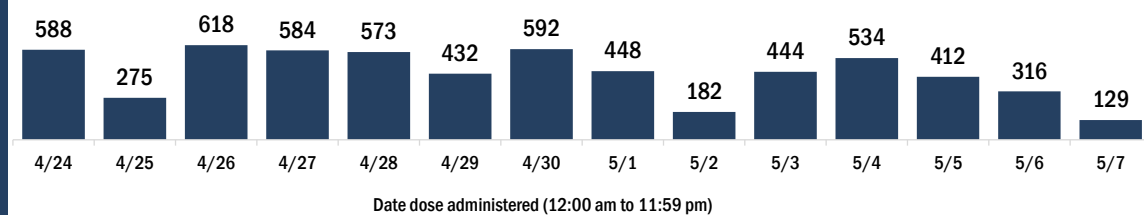
Demographic summary	First dose	Series complete	Total people vaccinated
<b>Age group</b>	27,224	109,739	136,963
16-24 years	2,334	2,669	5,003
25-34 years	2,808	4,269	7,077
35-44 years	3,419	6,275	9,694
45-54 years	4,198	10,025	14,223
55-64 years	5,747	20,078	25,825
65-74 years	4,547	35,719	40,266
75-84 years	2,909	23,868	26,777
85+ years	1,262	6,836	8,098
<b>Race</b>	27,224	109,739	136,963
White	16,584	76,836	93,420
Black	2,434	7,452	9,886
American Indian/Alaskan	128	404	532
Other	3,128	10,068	13,196
Unknown	4,950	14,979	19,929
<b>Other race</b> includes Asian, native Hawaiian/Pacific Islander, or other.			
<b>Ethnicity</b>	27,224	109,739	136,963
Hispanic	3,592	8,417	12,009
Non-Hispanic	13,439	68,508	81,947
Unknown	10,193	32,814	43,007
<b>Gender</b>	27,224	109,739	136,963
Female	14,881	62,865	77,746
Male	12,313	46,834	59,147
Unknown	30	40	70

## COVID-19 doses administered for the past 2 weeks

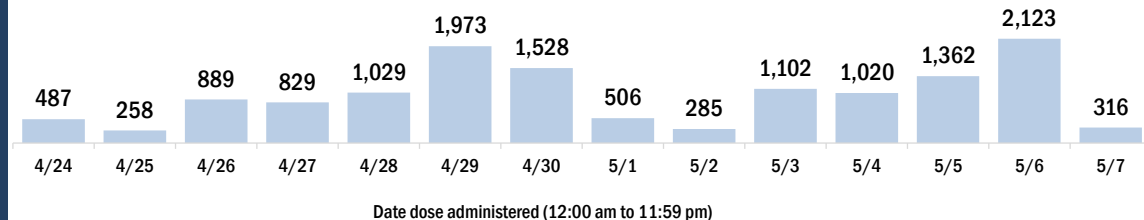


## Persons vaccinated for COVID-19 for the past 2 weeks

### Number of persons who received their first dose of a two-dose series of the COVID-19 vaccine



### Number of persons who completed the COVID-19 vaccine series



# COVID-19: Martin County vaccine summary

Vaccination data through May 7, 2021 as of May 8, 2021 at 12:05 AM

Data in this report are provisional and subject to change.

Data in this summary pertain to COVID-19 vaccines approved by the U.S. Food and Drug Administration and have been issued an Emergency Use Authorization (Janssen COVID-19 Vaccine, Moderna COVID-19 Vaccine and Pfizer-BioNTech COVID-19 Vaccine). These data summarize the number of people who have received either their first dose or have completed the series for a COVID-19 vaccine. **A person can only be counted in one category, first dose or series complete.** For persons receiving Moderna or Pfizer vaccines, once they receive their second dose, they are moved from the first dose column to the series completed column. **Because of this, the total first dose category may show a change from report to report not matching the total receiving their first dose from the previous day.** Persons receiving Johnson & Johnson vaccines will always be counted in the series completed column.

## COVID-19 doses for vaccinated persons in Florida

**Doses administered** 132,729

People receiving one dose of a 1-dose series (Johnson & Johnson) or receiving only one dose of a 2-dose series (Moderna, Pfizer) count once. Persons receiving both doses of a 2-dose series count twice.

## Current status of persons vaccinated for COVID-19 in Florida

**Total people vaccinated** 77,248

First dose 18,404

Series completed 58,844

Completed 1-dose series 3,363

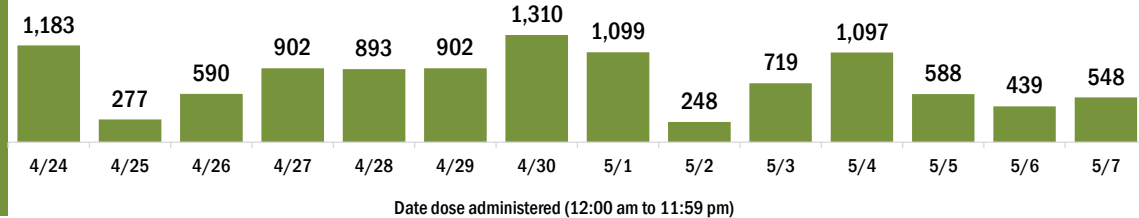
Completed 2-dose series 55,481

**First dose:** current number of people who have only received their first dose of the Moderna or Pfizer vaccine.

**Series complete:** current number of people who have received both Moderna or Pfizer vaccine doses or one Johnson & Johnson dose and are considered fully immunized.

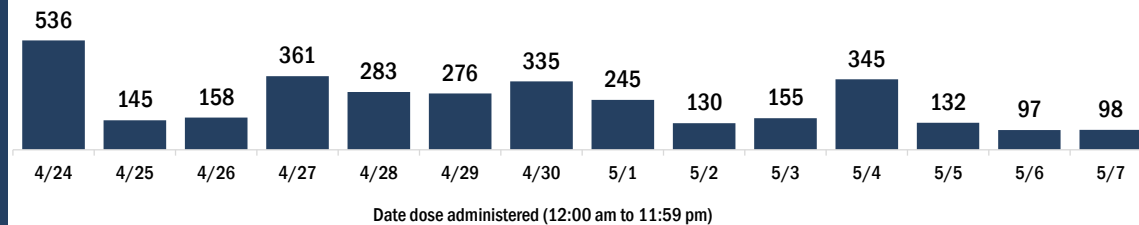
Demographic summary	First dose	Series complete	Total people vaccinated
<b>Age group</b>	<b>18,404</b>	<b>58,844</b>	<b>77,248</b>
16-24 years	1,399	1,130	2,529
25-34 years	1,566	1,651	3,217
35-44 years	2,098	2,846	4,944
45-54 years	2,776	4,934	7,710
55-64 years	4,385	11,438	15,823
65-74 years	3,169	19,006	22,175
75-84 years	2,085	13,135	15,220
85+ years	926	4,704	5,630
<b>Race</b>	<b>18,404</b>	<b>58,844</b>	<b>77,248</b>
White	12,869	40,283	53,152
Black	816	1,166	1,982
American Indian/Alaskan	67	107	174
Other	1,393	4,132	5,525
Unknown	3,259	13,156	16,415
<b>Other race</b> includes Asian, native Hawaiian/Pacific Islander, or other.			
<b>Ethnicity</b>	<b>18,404</b>	<b>58,844</b>	<b>77,248</b>
Hispanic	1,540	2,225	3,765
Non-Hispanic	9,179	26,246	35,425
Unknown	7,685	30,373	38,058
<b>Gender</b>	<b>18,404</b>	<b>58,844</b>	<b>77,248</b>
Female	9,260	33,161	42,421
Male	9,126	25,665	34,791
Unknown	18	18	36

## COVID-19 doses administered for the past 2 weeks

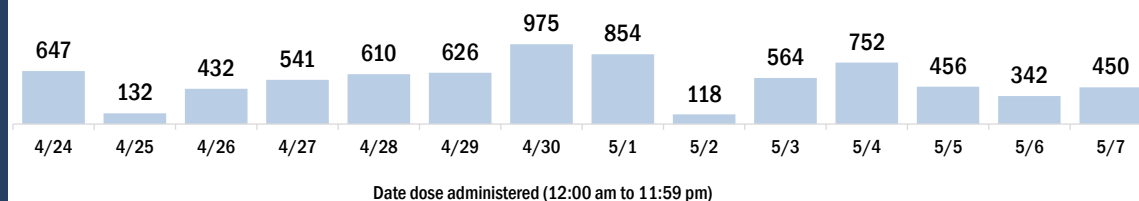


## Persons vaccinated for COVID-19 for the past 2 weeks

### Number of persons who received their first dose of a two-dose series of the COVID-19 vaccine



### Number of persons who completed the COVID-19 vaccine series



# COVID-19: Monroe County vaccine summary

Vaccination data through May 7, 2021 as of May 8, 2021 at 12:05 AM

Data in this report are provisional and subject to change.

Data in this summary pertain to COVID-19 vaccines approved by the U.S. Food and Drug Administration and have been issued an Emergency Use Authorization (Janssen COVID-19 Vaccine, Moderna COVID-19 Vaccine and Pfizer-BioNTech COVID-19 Vaccine). These data summarize the number of people who have received either their first dose or have completed the series for a COVID-19 vaccine. **A person can only be counted in one category, first dose or series complete.** For persons receiving Moderna or Pfizer vaccines, once they receive their second dose, they are moved from the first dose column to the series completed column. **Because of this, the total first dose category may show a change from report to report not matching the total receiving their first dose from the previous day.** Persons receiving Johnson & Johnson vaccines will always be counted in the series completed column.

## COVID-19 doses for vaccinated persons in Florida

**Doses administered** 62,723

People receiving one dose of a 1-dose series (Johnson & Johnson) or receiving only one dose of a 2-dose series (Moderna, Pfizer) count once. Persons receiving both doses of a 2-dose series count twice.

## Current status of persons vaccinated for COVID-19 in Florida

**Total people vaccinated** 38,253

First dose 11,375

Series completed 26,878

Completed 1-dose series 2,408

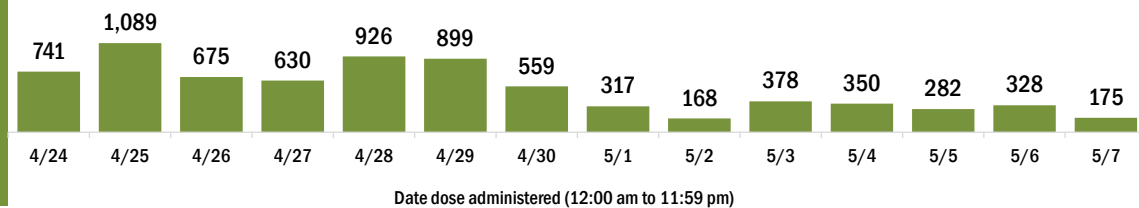
Completed 2-dose series 24,470

**First dose:** current number of people who have only received their first dose of the Moderna or Pfizer vaccine.

**Series complete:** current number of people who have received both Moderna or Pfizer vaccine doses or one Johnson & Johnson dose and are considered fully immunized.

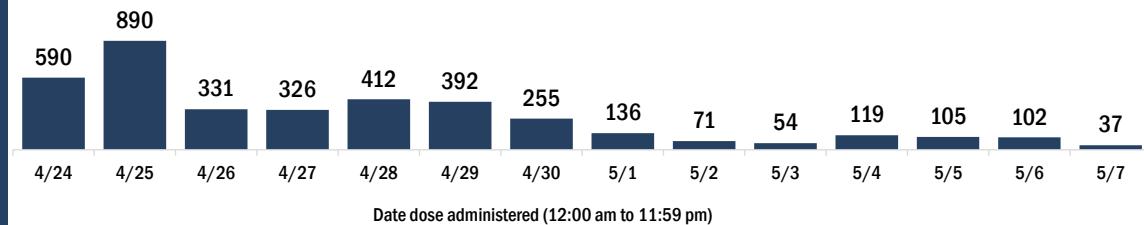
Demographic summary	First dose	Series complete	Total people vaccinated
<b>Age group</b>	<b>11,375</b>	<b>26,878</b>	<b>38,253</b>
16-24 years	884	472	1,356
25-34 years	1,442	1,057	2,499
35-44 years	1,753	1,823	3,576
45-54 years	2,123	3,261	5,384
55-64 years	2,671	6,466	9,137
65-74 years	1,727	8,930	10,657
75-84 years	612	3,912	4,524
85+ years	163	957	1,120
<b>Race</b>	<b>11,375</b>	<b>26,878</b>	<b>38,253</b>
White	7,644	19,553	27,197
Black	343	528	871
American Indian/Alaskan	49	92	141
Other	828	1,462	2,290
Unknown	2,511	5,243	7,754
<b>Other race</b> includes Asian, native Hawaiian/Pacific Islander, or other.			
<b>Ethnicity</b>	<b>11,375</b>	<b>26,878</b>	<b>38,253</b>
Hispanic	1,916	2,549	4,465
Non-Hispanic	5,328	15,121	20,449
Unknown	4,131	9,208	13,339
<b>Gender</b>	<b>11,375</b>	<b>26,878</b>	<b>38,253</b>
Female	5,657	13,966	19,623
Male	5,708	12,910	18,618
Unknown	10	2	12

## COVID-19 doses administered for the past 2 weeks

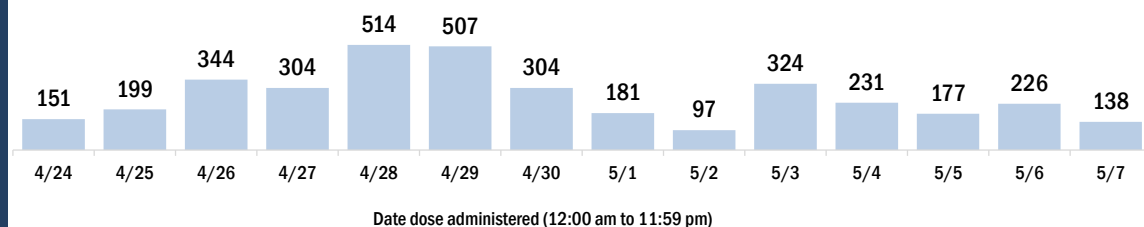


## Persons vaccinated for COVID-19 for the past 2 weeks

### Number of persons who received their first dose of a two-dose series of the COVID-19 vaccine



### Number of persons who completed the COVID-19 vaccine series



# COVID-19: Nassau County vaccine summary

Vaccination data through May 7, 2021 as of May 8, 2021 at 12:05 AM

Data in this report are provisional and subject to change.

Data in this summary pertain to COVID-19 vaccines approved by the U.S. Food and Drug Administration and have been issued an Emergency Use Authorization (Janssen COVID-19 Vaccine, Moderna COVID-19 Vaccine and Pfizer-BioNTech COVID-19 Vaccine). These data summarize the number of people who have received either their first dose or have completed the series for a COVID-19 vaccine. **A person can only be counted in one category, first dose or series complete.** For persons receiving Moderna or Pfizer vaccines, once they receive their second dose, they are moved from the first dose column to the series completed column. **Because of this, the total first dose category may show a change from report to report not matching the total receiving their first dose from the previous day.** Persons receiving Johnson & Johnson vaccines will always be counted in the series completed column.

## COVID-19 doses for vaccinated persons in Florida

**Doses administered** 62,212

People receiving one dose of a 1-dose series (Johnson & Johnson) or receiving only one dose of a 2-dose series (Moderna, Pfizer) count once. Persons receiving both doses of a 2-dose series count twice.

## Current status of persons vaccinated for COVID-19 in Florida

**Total people vaccinated** 34,347

First dose 4,294

Series completed 30,053

Completed 1-dose series 2,188

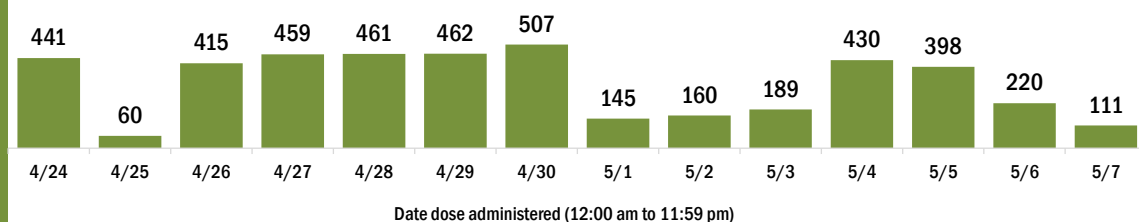
Completed 2-dose series 27,865

**First dose:** current number of people who have only received their first dose of the Moderna or Pfizer vaccine.

**Series complete:** current number of people who have received both Moderna or Pfizer vaccine doses or one Johnson & Johnson dose and are considered fully immunized.

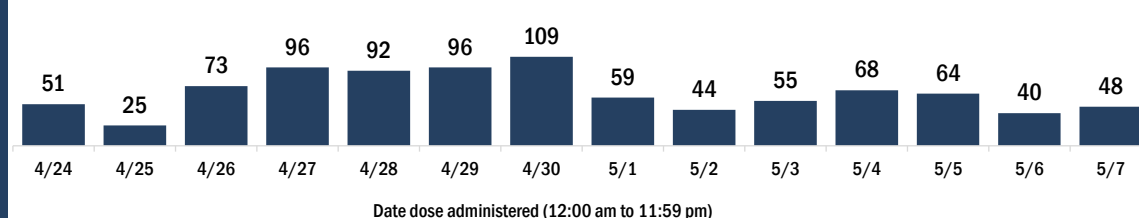
Demographic summary	First dose	Series complete	Total people vaccinated
<b>Age group</b>	4,294	30,053	34,347
16-24 years	493	862	1,355
25-34 years	479	1,240	1,719
35-44 years	557	2,134	2,691
45-54 years	653	3,284	3,937
55-64 years	827	6,847	7,674
65-74 years	744	9,668	10,412
75-84 years	408	4,676	5,084
85+ years	133	1,342	1,475
<b>Race</b>	4,294	30,053	34,347
White	3,106	24,436	27,542
Black	229	1,408	1,637
American Indian/Alaskan	23	113	136
Other	263	1,516	1,779
Unknown	673	2,580	3,253
<b>Other race</b> includes Asian, native Hawaiian/Pacific Islander, or other.			
<b>Ethnicity</b>	4,294	30,053	34,347
Hispanic	210	814	1,024
Non-Hispanic	2,793	23,686	26,479
Unknown	1,291	5,553	6,844
<b>Gender</b>	4,294	30,053	34,347
Female	2,315	16,753	19,068
Male	1,972	13,298	15,270
Unknown	7	2	9

## COVID-19 doses administered for the past 2 weeks

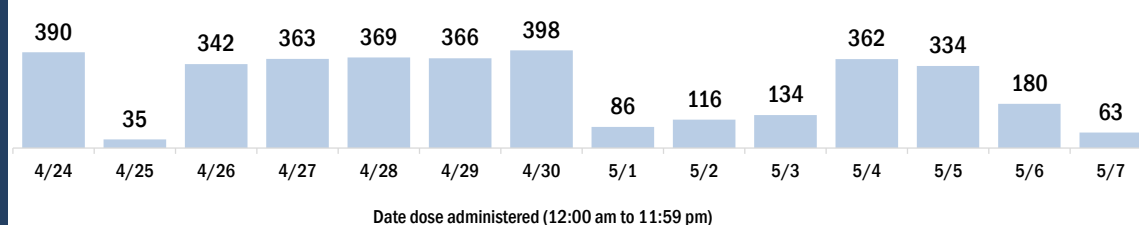


## Persons vaccinated for COVID-19 for the past 2 weeks

### Number of persons who received their first dose of a two-dose series of the COVID-19 vaccine



### Number of persons who completed the COVID-19 vaccine series





# COVID-19: Okaloosa County vaccine summary

Vaccination data through May 7, 2021 as of May 8, 2021 at 12:05 AM

Data in this report are provisional and subject to change.

Data in this summary pertain to COVID-19 vaccines approved by the U.S. Food and Drug Administration and have been issued an Emergency Use Authorization (Janssen COVID-19 Vaccine, Moderna COVID-19 Vaccine and Pfizer-BioNTech COVID-19 Vaccine). These data summarize the number of people who have received either their first dose or have completed the series for a COVID-19 vaccine. **A person can only be counted in one category, first dose or series complete.** For persons receiving Moderna or Pfizer vaccines, once they receive their second dose, they are moved from the first dose column to the series completed column. **Because of this, the total first dose category may show a change from report to report not matching the total receiving their first dose from the previous day.** Persons receiving Johnson & Johnson vaccines will always be counted in the series completed column.

## COVID-19 doses for vaccinated persons in Florida

**Doses administered** 107,597

People receiving one dose of a 1-dose series (Johnson & Johnson) or receiving only one dose of a 2-dose series (Moderna, Pfizer) count once. Persons receiving both doses of a 2-dose series count twice.

## Current status of persons vaccinated for COVID-19 in Florida

**Total people vaccinated** 62,364

First dose 13,029

Series completed 49,335

Completed 1-dose series 4,102

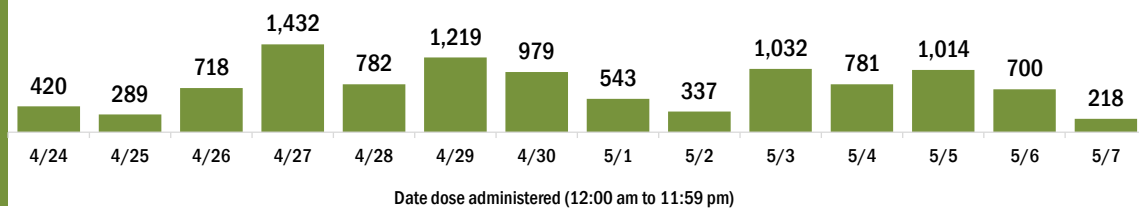
Completed 2-dose series 45,233

**First dose:** current number of people who have only received their first dose of the Moderna or Pfizer vaccine.

**Series complete:** current number of people who have received both Moderna or Pfizer vaccine doses or one Johnson & Johnson dose and are considered fully immunized.

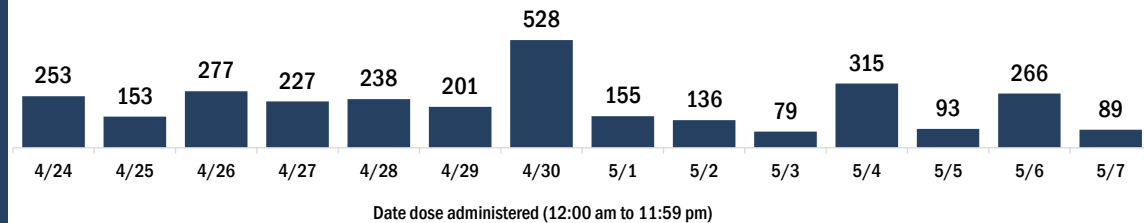
Demographic summary	First dose	Series complete	Total people vaccinated
<b>Age group</b>	<b>13,029</b>	<b>49,335</b>	<b>62,364</b>
16-24 years	1,478	1,490	2,968
25-34 years	2,032	2,876	4,908
35-44 years	1,949	4,280	6,229
45-54 years	1,927	5,651	7,578
55-64 years	2,579	11,207	13,786
65-74 years	1,716	13,675	15,391
75-84 years	979	7,442	8,421
85+ years	369	2,714	3,083
<b>Race</b>	<b>13,029</b>	<b>49,335</b>	<b>62,364</b>
White	7,405	34,309	41,714
Black	812	2,690	3,502
American Indian/Alaskan	79	206	285
Other	1,464	4,496	5,960
Unknown	3,269	7,634	10,903
<b>Other race</b> includes Asian, native Hawaiian/Pacific Islander, or other.			
<b>Ethnicity</b>	<b>13,029</b>	<b>49,335</b>	<b>62,364</b>
Hispanic	954	1,878	2,832
Non-Hispanic	6,586	31,031	37,617
Unknown	5,489	16,426	21,915
<b>Gender</b>	<b>13,029</b>	<b>49,335</b>	<b>62,364</b>
Female	7,053	27,930	34,983
Male	5,851	21,376	27,227
Unknown	125	29	154

## COVID-19 doses administered for the past 2 weeks

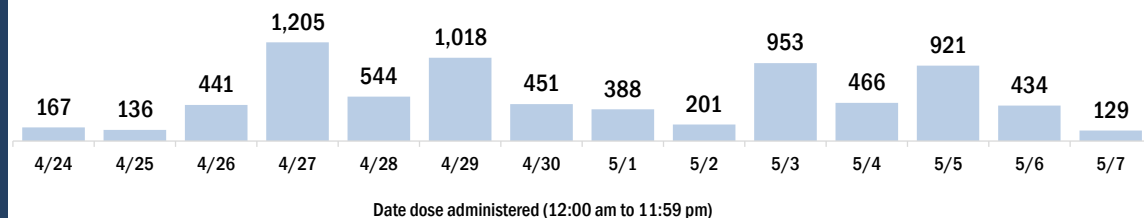


## Persons vaccinated for COVID-19 for the past 2 weeks

### Number of persons who received their first dose of a two-dose series of the COVID-19 vaccine



### Number of persons who completed the COVID-19 vaccine series



# COVID-19: Okeechobee County vaccine summary

Vaccination data through May 7, 2021 as of May 8, 2021 at 12:05 AM

Data in this report are provisional and subject to change.

Data in this summary pertain to COVID-19 vaccines approved by the U.S. Food and Drug Administration and have been issued an Emergency Use Authorization (Janssen COVID-19 Vaccine, Moderna COVID-19 Vaccine and Pfizer-BioNTech COVID-19 Vaccine). These data summarize the number of people who have received either their first dose or have completed the series for a COVID-19 vaccine. **A person can only be counted in one category, first dose or series complete.** For persons receiving Moderna or Pfizer vaccines, once they receive their second dose, they are moved from the first dose column to the series completed column. **Because of this, the total first dose category may show a change from report to report not matching the total receiving their first dose from the previous day.** Persons receiving Johnson & Johnson vaccines will always be counted in the series completed column.

## COVID-19 doses for vaccinated persons in Florida

**Doses administered** 20,508

People receiving one dose of a 1-dose series (Johnson & Johnson) or receiving only one dose of a 2-dose series (Moderna, Pfizer) count once. Persons receiving both doses of a 2-dose series count twice.

## Current status of persons vaccinated for COVID-19 in Florida

**Total people vaccinated** 12,136

First dose 3,129

Series completed 9,007

Completed 1-dose series 635

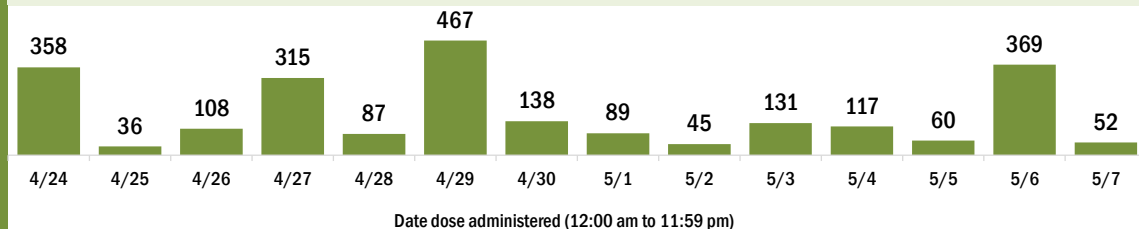
Completed 2-dose series 8,372

**First dose:** current number of people who have only received their first dose of the Moderna or Pfizer vaccine.

**Series complete:** current number of people who have received both Moderna or Pfizer vaccine doses or one Johnson & Johnson dose and are considered fully immunized.

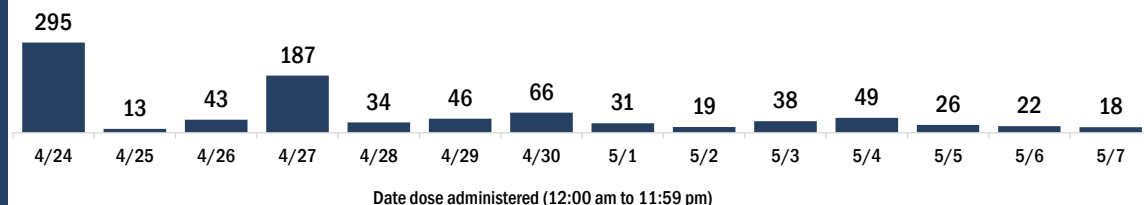
Demographic summary	First dose	Series complete	Total people vaccinated
<b>Age group</b>	<b>3,129</b>	<b>9,007</b>	<b>12,136</b>
16-24 years	214	171	385
25-34 years	365	336	701
35-44 years	444	500	944
45-54 years	610	801	1,411
55-64 years	772	1,611	2,383
65-74 years	432	3,044	3,476
75-84 years	232	1,990	2,222
85+ years	60	554	614
<b>Race</b>	<b>3,129</b>	<b>9,007</b>	<b>12,136</b>
White	1,843	7,182	9,025
Black	158	210	368
American Indian/Alaskan	9	43	52
Other	255	795	1,050
Unknown	864	777	1,641
<b>Other race</b> includes Asian, native Hawaiian/Pacific Islander, or other.			
<b>Ethnicity</b>	<b>3,129</b>	<b>9,007</b>	<b>12,136</b>
Hispanic	560	1,025	1,585
Non-Hispanic	1,206	6,284	7,490
Unknown	1,363	1,698	3,061
<b>Gender</b>	<b>3,129</b>	<b>9,007</b>	<b>12,136</b>
Female	1,193	4,998	6,191
Male	1,931	4,009	5,940
Unknown	5	0	5

## COVID-19 doses administered for the past 2 weeks

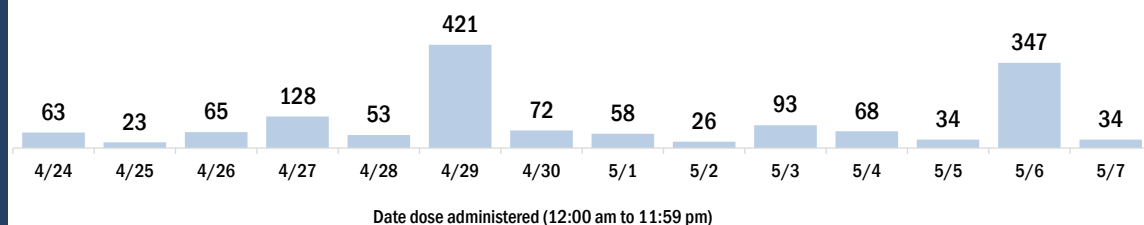


## Persons vaccinated for COVID-19 for the past 2 weeks

### Number of persons who received their first dose of a two-dose series of the COVID-19 vaccine



### Number of persons who completed the COVID-19 vaccine series



# COVID-19: Orange County vaccine summary

Vaccination data through May 7, 2021 as of May 8, 2021 at 12:05 AM

Data in this report are provisional and subject to change.

Data in this summary pertain to COVID-19 vaccines approved by the U.S. Food and Drug Administration and have been issued an Emergency Use Authorization (Janssen COVID-19 Vaccine, Moderna COVID-19 Vaccine and Pfizer-BioNTech COVID-19 Vaccine). These data summarize the number of people who have received either their first dose or have completed the series for a COVID-19 vaccine. **A person can only be counted in one category, first dose or series complete.** For persons receiving Moderna or Pfizer vaccines, once they receive their second dose, they are moved from the first dose column to the series completed column. **Because of this, the total first dose category may show a change from report to report not matching the total receiving their first dose from the previous day.** Persons receiving Johnson & Johnson vaccines will always be counted in the series completed column.

## COVID-19 doses for vaccinated persons in Florida

**Doses administered** 930,260

People receiving one dose of a 1-dose series (Johnson & Johnson) or receiving only one dose of a 2-dose series (Moderna, Pfizer) count once. Persons receiving both doses of a 2-dose series count twice.

## Current status of persons vaccinated for COVID-19 in Florida

**Total people vaccinated** 564,415

First dose 139,690

Series completed 424,725

Completed 1-dose series 58,880

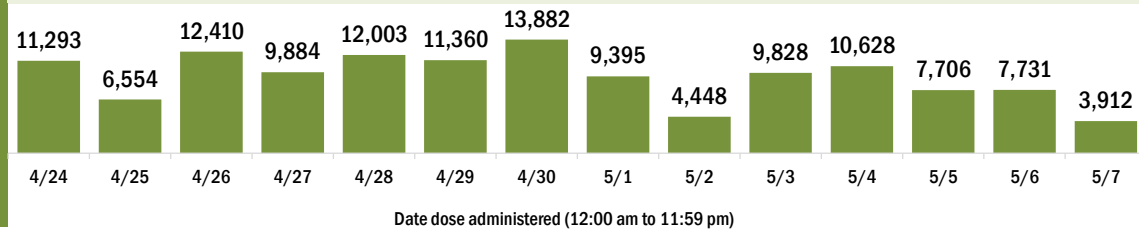
Completed 2-dose series 365,845

**First dose:** current number of people who have only received their first dose of the Moderna or Pfizer vaccine.

**Series complete:** current number of people who have received both Moderna or Pfizer vaccine doses or one Johnson & Johnson dose and are considered fully immunized.

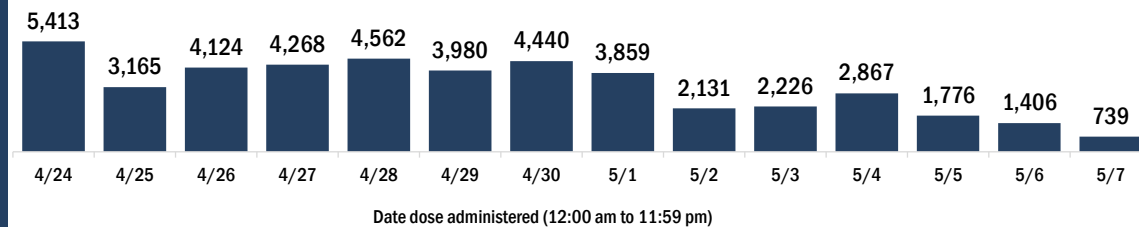
Demographic summary	First dose	Series complete	Total people vaccinated
<b>Age group</b>	<b>139,690</b>	<b>424,725</b>	<b>564,415</b>
16-24 years	23,925	31,000	54,925
25-34 years	28,456	49,610	78,066
35-44 years	27,168	64,880	92,048
45-54 years	23,407	75,252	98,659
55-64 years	18,590	83,868	102,458
65-74 years	9,942	74,219	84,161
75-84 years	4,920	33,879	38,799
85+ years	3,282	12,017	15,299
<b>Race</b>	<b>139,690</b>	<b>424,725</b>	<b>564,415</b>
White	71,791	257,422	329,213
Black	12,584	33,343	45,927
American Indian/Alaskan	632	1,279	1,911
Other	25,618	71,899	97,517
Unknown	29,065	60,782	89,847
<b>Other race</b> includes Asian, native Hawaiian/Pacific Islander, or other.			
<b>Ethnicity</b>	<b>139,690</b>	<b>424,725</b>	<b>564,415</b>
Hispanic	29,415	54,065	83,480
Non-Hispanic	50,496	216,897	267,393
Unknown	59,779	153,763	213,542
<b>Gender</b>	<b>139,690</b>	<b>424,725</b>	<b>564,415</b>
Female	71,592	233,458	305,050
Male	66,381	190,221	256,602
Unknown	1,717	1,046	2,763

## COVID-19 doses administered for the past 2 weeks

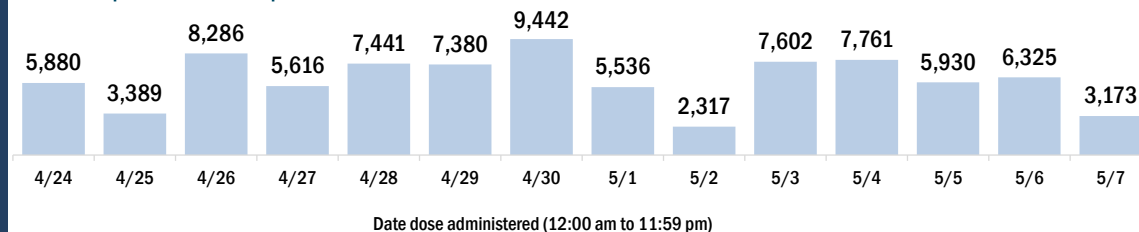


## Persons vaccinated for COVID-19 for the past 2 weeks

### Number of persons who received their first dose of a two-dose series of the COVID-19 vaccine



### Number of persons who completed the COVID-19 vaccine series



# COVID-19: Osceola County vaccine summary

Vaccination data through May 7, 2021 as of May 8, 2021 at 12:05 AM

Data in this report are provisional and subject to change.

Data in this summary pertain to COVID-19 vaccines approved by the U.S. Food and Drug Administration and have been issued an Emergency Use Authorization (Janssen COVID-19 Vaccine, Moderna COVID-19 Vaccine and Pfizer-BioNTech COVID-19 Vaccine). These data summarize the number of people who have received either their first dose or have completed the series for a COVID-19 vaccine. **A person can only be counted in one category, first dose or series complete.** For persons receiving Moderna or Pfizer vaccines, once they receive their second dose, they are moved from the first dose column to the series completed column. **Because of this, the total first dose category may show a change from report to report not matching the total receiving their first dose from the previous day.** Persons receiving Johnson & Johnson vaccines will always be counted in the series completed column.

## COVID-19 doses for vaccinated persons in Florida

**Doses administered** 235,474

People receiving one dose of a 1-dose series (Johnson & Johnson) or receiving only one dose of a 2-dose series (Moderna, Pfizer) count once. Persons receiving both doses of a 2-dose series count twice.

## Current status of persons vaccinated for COVID-19 in Florida

**Total people vaccinated** 143,611

First dose 39,574

Series completed 104,037

Completed 1-dose series 12,174

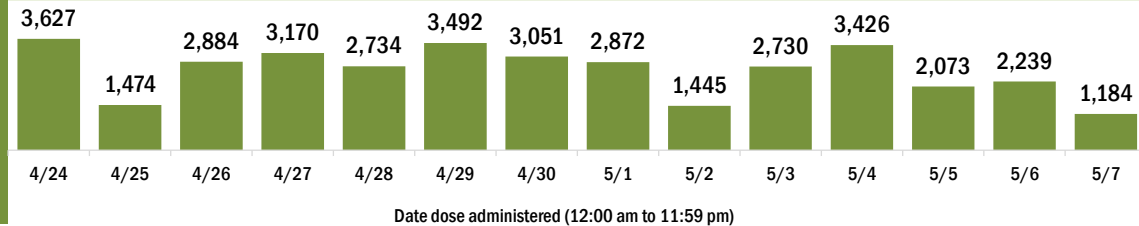
Completed 2-dose series 91,863

**First dose:** current number of people who have only received their first dose of the Moderna or Pfizer vaccine.

**Series complete:** current number of people who have received both Moderna or Pfizer vaccine doses or one Johnson & Johnson dose and are considered fully immunized.

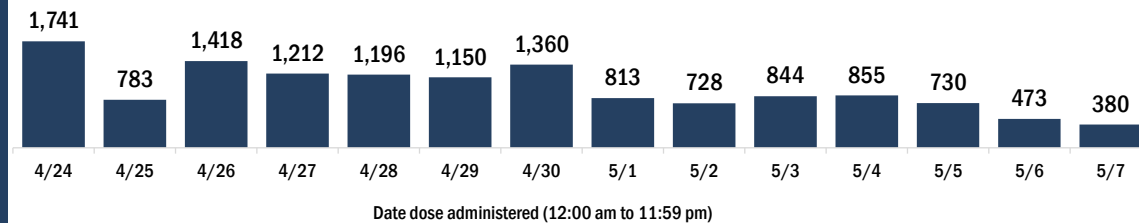
Demographic summary	First dose	Series complete	Total people vaccinated
<b>Age group</b>	39,574	104,037	143,611
16-24 years	6,664	5,601	12,265
25-34 years	6,871	9,257	16,128
35-44 years	7,802	13,210	21,012
45-54 years	7,109	18,110	25,219
55-64 years	5,785	21,803	27,588
65-74 years	3,228	22,434	25,662
75-84 years	1,616	10,574	12,190
85+ years	499	3,048	3,547
<b>Race</b>	39,574	104,037	143,611
White	21,069	62,891	83,960
Black	2,229	5,576	7,805
American Indian/Alaskan	184	479	663
Other	7,320	18,568	25,888
Unknown	8,772	16,523	25,295
<b>Other race</b> includes Asian, native Hawaiian/Pacific Islander, or other.			
<b>Ethnicity</b>	39,574	104,037	143,611
Hispanic	14,414	31,840	46,254
Non-Hispanic	9,376	38,743	48,119
Unknown	15,784	33,454	49,238
<b>Gender</b>	39,574	104,037	143,611
Female	21,000	58,427	79,427
Male	18,505	45,528	64,033
Unknown	69	82	151

## COVID-19 doses administered for the past 2 weeks

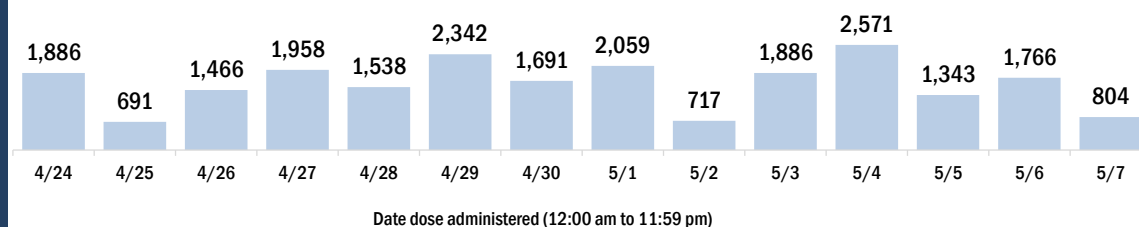


## Persons vaccinated for COVID-19 for the past 2 weeks

### Number of persons who received their first dose of a two-dose series of the COVID-19 vaccine



### Number of persons who completed the COVID-19 vaccine series



# COVID-19: Palm Beach County vaccine summary

Vaccination data through May 7, 2021 as of May 8, 2021 at 12:05 AM

Data in this report are provisional and subject to change.

Data in this summary pertain to COVID-19 vaccines approved by the U.S. Food and Drug Administration and have been issued an Emergency Use Authorization (Janssen COVID-19 Vaccine, Moderna COVID-19 Vaccine and Pfizer-BioNTech COVID-19 Vaccine). These data summarize the number of people who have received either their first dose or have completed the series for a COVID-19 vaccine. **A person can only be counted in one category, first dose or series complete.** For persons receiving Moderna or Pfizer vaccines, once they receive their second dose, they are moved from the first dose column to the series completed column. **Because of this, the total first dose category may show a change from report to report not matching the total receiving their first dose from the previous day.** Persons receiving Johnson & Johnson vaccines will always be counted in the series completed column.

## COVID-19 doses for vaccinated persons in Florida

**Doses administered** 1,137,571

People receiving one dose of a 1-dose series (Johnson & Johnson) or receiving only one dose of a 2-dose series (Moderna, Pfizer) count once. Persons receiving both doses of a 2-dose series count twice.

## Current status of persons vaccinated for COVID-19 in Florida

**Total people vaccinated** 675,430

First dose 169,929

Series completed 505,501

Completed 1-dose series 43,360

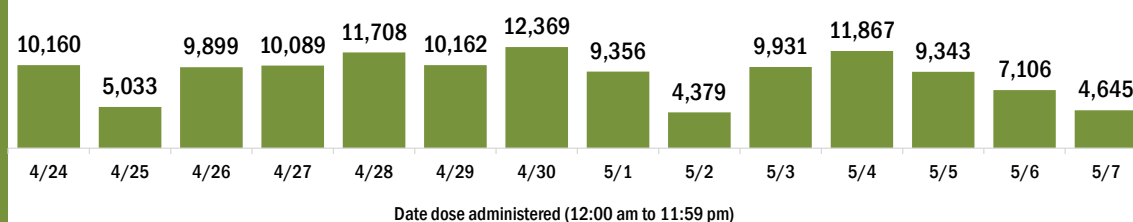
Completed 2-dose series 462,141

**First dose:** current number of people who have only received their first dose of the Moderna or Pfizer vaccine.

**Series complete:** current number of people who have received both Moderna or Pfizer vaccine doses or one Johnson & Johnson dose and are considered fully immunized.

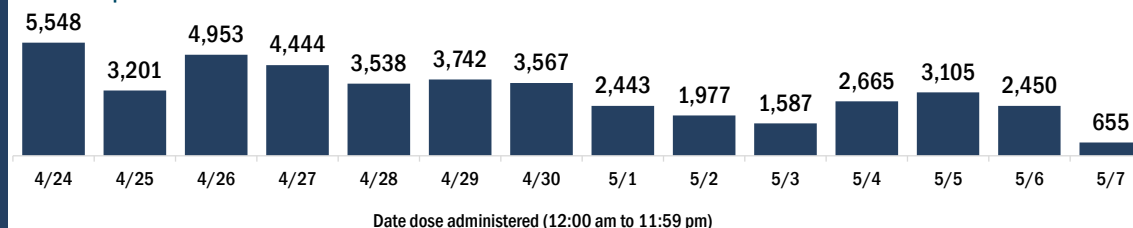
Demographic summary	First dose	Series complete	Total people vaccinated
<b>Age group</b>	169,929	505,501	675,430
16-24 years	18,103	17,820	35,923
25-34 years	21,707	28,522	50,229
35-44 years	24,941	42,610	67,551
45-54 years	27,916	64,485	92,401
55-64 years	30,230	98,607	128,837
65-74 years	23,967	130,186	154,153
75-84 years	15,731	87,642	103,373
85+ years	7,334	35,629	42,963
<b>Race</b>	169,929	505,501	675,430
White	98,296	324,234	422,530
Black	14,965	27,989	42,954
American Indian/Alaskan	799	1,432	2,231
Other	19,273	47,366	66,639
Unknown	36,596	104,480	141,076
<b>Other race</b> includes Asian, native Hawaiian/Pacific Islander, or other.			
<b>Ethnicity</b>	169,929	505,501	675,430
Hispanic	31,874	50,321	82,195
Non-Hispanic	74,217	263,185	337,402
Unknown	63,838	191,995	255,833
<b>Gender</b>	169,929	505,501	675,430
Female	89,060	284,799	373,859
Male	80,343	220,334	300,677
Unknown	526	368	894

## COVID-19 doses administered for the past 2 weeks

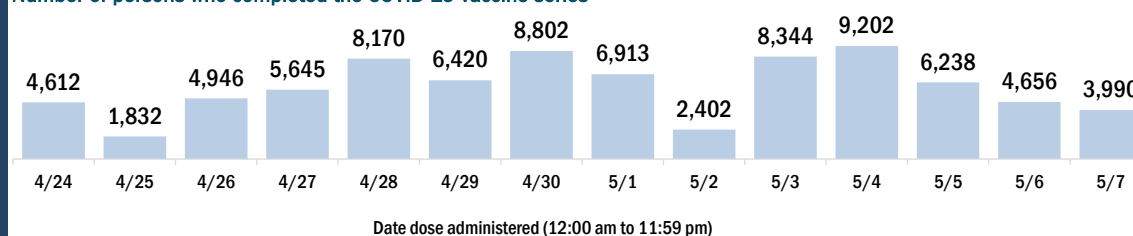


## Persons vaccinated for COVID-19 for the past 2 weeks

### Number of persons who received their first dose of a two-dose series of the COVID-19 vaccine



### Number of persons who completed the COVID-19 vaccine series



# COVID-19: Pasco County vaccine summary

Vaccination data through May 7, 2021 as of May 8, 2021 at 12:05 AM

Data in this report are provisional and subject to change.

Data in this summary pertain to COVID-19 vaccines approved by the U.S. Food and Drug Administration and have been issued an Emergency Use Authorization (Janssen COVID-19 Vaccine, Moderna COVID-19 Vaccine and Pfizer-BioNTech COVID-19 Vaccine). These data summarize the number of people who have received either their first dose or have completed the series for a COVID-19 vaccine. **A person can only be counted in one category, first dose or series complete.** For persons receiving Moderna or Pfizer vaccines, once they receive their second dose, they are moved from the first dose column to the series completed column. **Because of this, the total first dose category may show a change from report to report not matching the total receiving their first dose from the previous day.** Persons receiving Johnson & Johnson vaccines will always be counted in the series completed column.

## COVID-19 doses for vaccinated persons in Florida

**Doses administered** 354,105

People receiving one dose of a 1-dose series (Johnson & Johnson) or receiving only one dose of a 2-dose series (Moderna, Pfizer) count once. Persons receiving both doses of a 2-dose series count twice.

## Current status of persons vaccinated for COVID-19 in Florida

**Total people vaccinated** 208,866

First dose 50,263

Series completed 158,603

Completed 1-dose series 13,364

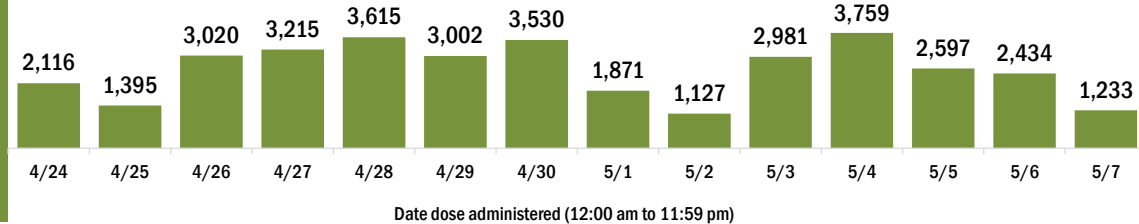
Completed 2-dose series 145,239

**First dose:** current number of people who have only received their first dose of the Moderna or Pfizer vaccine.

**Series complete:** current number of people who have received both Moderna or Pfizer vaccine doses or one Johnson & Johnson dose and are considered fully immunized.

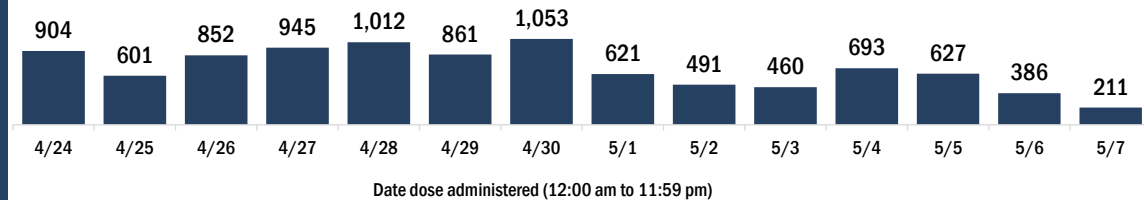
Demographic summary	First dose	Series complete	Total people vaccinated
<b>Age group</b>	50,263	158,603	208,866
16-24 years	5,456	5,669	11,125
25-34 years	5,423	8,248	13,671
35-44 years	7,042	14,358	21,400
45-54 years	7,808	21,110	28,918
55-64 years	8,884	31,644	40,528
65-74 years	8,439	43,595	52,034
75-84 years	5,428	26,174	31,602
85+ years	1,783	7,805	9,588
<b>Race</b>	50,263	158,603	208,866
White	34,325	119,308	153,633
Black	2,079	4,581	6,660
American Indian/Alaskan	278	562	840
Other	5,693	14,899	20,592
Unknown	7,888	19,253	27,141
<b>Other race</b> includes Asian, native Hawaiian/Pacific Islander, or other.			
<b>Ethnicity</b>	50,263	158,603	208,866
Hispanic	4,995	9,638	14,633
Non-Hispanic	25,595	95,937	121,532
Unknown	19,673	53,028	72,701
<b>Gender</b>	50,263	158,603	208,866
Female	26,869	90,927	117,796
Male	23,348	67,560	90,908
Unknown	46	116	162

## COVID-19 doses administered for the past 2 weeks

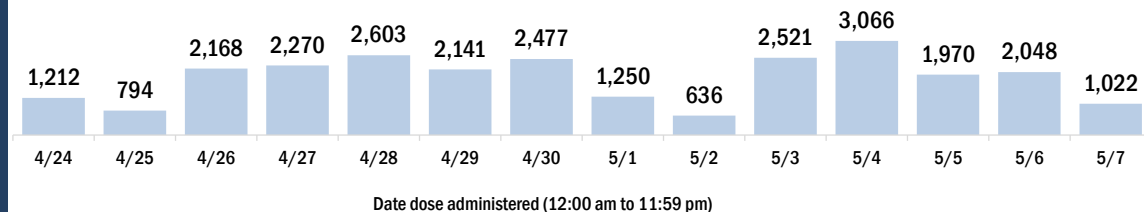


## Persons vaccinated for COVID-19 for the past 2 weeks

### Number of persons who received their first dose of a two-dose series of the COVID-19 vaccine



### Number of persons who completed the COVID-19 vaccine series





# COVID-19: Pinellas County vaccine summary

Vaccination data through May 7, 2021 as of May 8, 2021 at 12:05 AM

Data in this report are provisional and subject to change.

Data in this summary pertain to COVID-19 vaccines approved by the U.S. Food and Drug Administration and have been issued an Emergency Use Authorization (Janssen COVID-19 Vaccine, Moderna COVID-19 Vaccine and Pfizer-BioNTech COVID-19 Vaccine). These data summarize the number of people who have received either their first dose or have completed the series for a COVID-19 vaccine. **A person can only be counted in one category, first dose or series complete.** For persons receiving Moderna or Pfizer vaccines, once they receive their second dose, they are moved from the first dose column to the series completed column. **Because of this, the total first dose category may show a change from report to report not matching the total receiving their first dose from the previous day.** Persons receiving Johnson & Johnson vaccines will always be counted in the series completed column.

## COVID-19 doses for vaccinated persons in Florida

**Doses administered** 762,951

People receiving one dose of a 1-dose series (Johnson & Johnson) or receiving only one dose of a 2-dose series (Moderna, Pfizer) count once. Persons receiving both doses of a 2-dose series count twice.

## Current status of persons vaccinated for COVID-19 in Florida

**Total people vaccinated** 438,145

First dose 90,617

Series completed 347,528

Completed 1-dose series 22,722

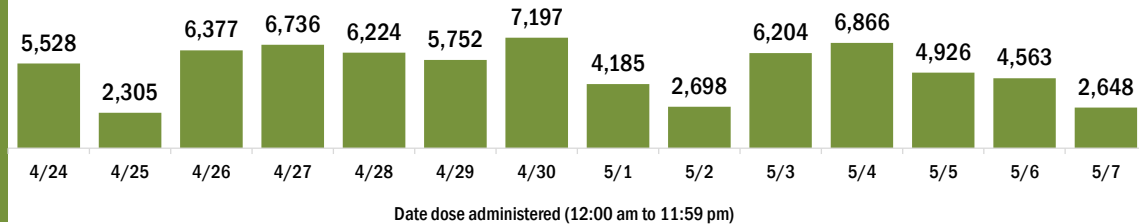
Completed 2-dose series 324,806

**First dose:** current number of people who have only received their first dose of the Moderna or Pfizer vaccine.

**Series complete:** current number of people who have received both Moderna or Pfizer vaccine doses or one Johnson & Johnson dose and are considered fully immunized.

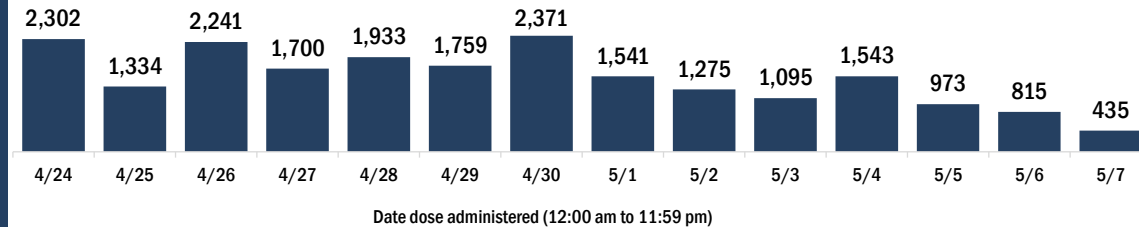
Demographic summary	First dose	Series complete	Total people vaccinated
<b>Age group</b>	90,617	347,528	438,145
16-24 years	10,052	10,995	21,047
25-34 years	13,170	21,991	35,161
35-44 years	12,935	29,154	42,089
45-54 years	13,136	43,841	56,977
55-64 years	16,283	79,314	95,597
65-74 years	13,608	94,032	107,640
75-84 years	7,907	49,540	57,447
85+ years	3,526	18,661	22,187
<b>Race</b>	90,617	347,528	438,145
White	57,604	260,404	318,008
Black	5,701	14,823	20,524
American Indian/Alaskan	397	800	1,197
Other	9,282	28,119	37,401
Unknown	17,633	43,382	61,015
<b>Other race</b> includes Asian, native Hawaiian/Pacific Islander, or other.			
<b>Ethnicity</b>	90,617	347,528	438,145
Hispanic	5,214	11,986	17,200
Non-Hispanic	47,198	218,518	265,716
Unknown	38,205	117,024	155,229
<b>Gender</b>	90,617	347,528	438,145
Female	47,946	197,434	245,380
Male	42,461	149,526	191,987
Unknown	210	568	778

## COVID-19 doses administered for the past 2 weeks

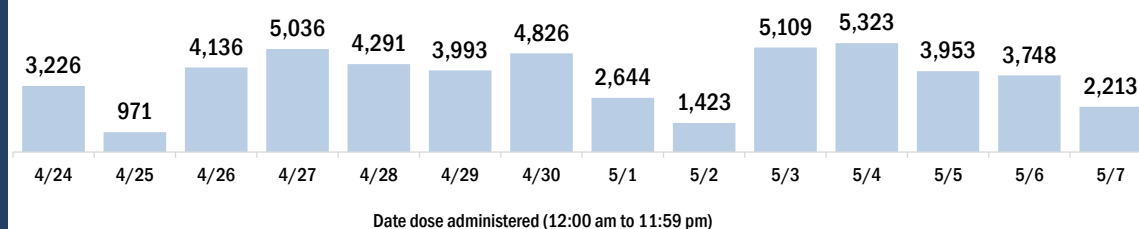


## Persons vaccinated for COVID-19 for the past 2 weeks

### Number of persons who received their first dose of a two-dose series of the COVID-19 vaccine



### Number of persons who completed the COVID-19 vaccine series





# COVID-19: Polk County vaccine summary

Vaccination data through May 7, 2021 as of May 8, 2021 at 12:05 AM

Data in this report are provisional and subject to change.

Data in this summary pertain to COVID-19 vaccines approved by the U.S. Food and Drug Administration and have been issued an Emergency Use Authorization (Janssen COVID-19 Vaccine, Moderna COVID-19 Vaccine and Pfizer-BioNTech COVID-19 Vaccine). These data summarize the number of people who have received either their first dose or have completed the series for a COVID-19 vaccine. **A person can only be counted in one category, first dose or series complete.** For persons receiving Moderna or Pfizer vaccines, once they receive their second dose, they are moved from the first dose column to the series completed column. **Because of this, the total first dose category may show a change from report to report not matching the total receiving their first dose from the previous day.** Persons receiving Johnson & Johnson vaccines will always be counted in the series completed column.

## COVID-19 doses for vaccinated persons in Florida

**Doses administered** 415,073

People receiving one dose of a 1-dose series (Johnson & Johnson) or receiving only one dose of a 2-dose series (Moderna, Pfizer) count once. Persons receiving both doses of a 2-dose series count twice.

## Current status of persons vaccinated for COVID-19 in Florida

**Total people vaccinated** 248,519

First dose 69,455

Series completed 179,064

Completed 1-dose series 12,510

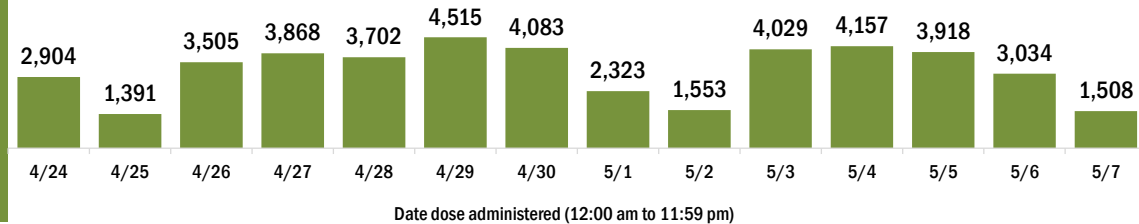
Completed 2-dose series 166,554

**First dose:** current number of people who have only received their first dose of the Moderna or Pfizer vaccine.

**Series complete:** current number of people who have received both Moderna or Pfizer vaccine doses or one Johnson & Johnson dose and are considered fully immunized.

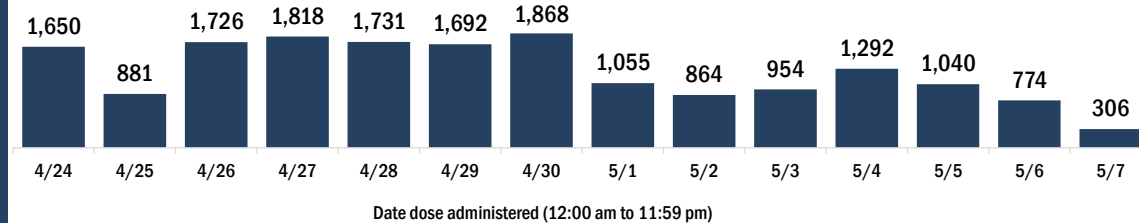
Demographic summary	First dose	Series complete	Total people vaccinated
<b>Age group</b>	69,455	179,064	248,519
16-24 years	7,282	5,701	12,983
25-34 years	9,119	10,521	19,640
35-44 years	10,147	14,486	24,633
45-54 years	10,864	21,619	32,483
55-64 years	11,878	35,331	47,209
65-74 years	11,035	51,669	62,704
75-84 years	6,794	30,824	37,618
85+ years	2,336	8,913	11,249
<b>Race</b>	69,455	179,064	248,519
White	41,256	126,043	167,299
Black	6,287	12,163	18,450
American Indian/Alaskan	498	831	1,329
Other	8,375	15,567	23,942
Unknown	13,039	24,460	37,499
<b>Other race</b> includes Asian, native Hawaiian/Pacific Islander, or other.			
<b>Ethnicity</b>	69,455	179,064	248,519
Hispanic	14,036	19,988	34,024
Non-Hispanic	29,336	101,754	131,090
Unknown	26,083	57,322	83,405
<b>Gender</b>	69,455	179,064	248,519
Female	36,236	101,318	137,554
Male	33,100	77,644	110,744
Unknown	119	102	221

## COVID-19 doses administered for the past 2 weeks

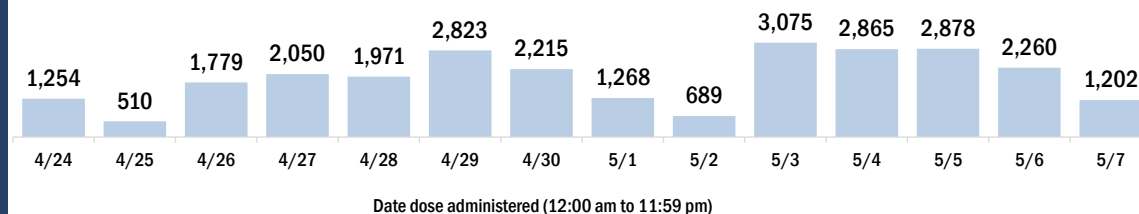


## Persons vaccinated for COVID-19 for the past 2 weeks

### Number of persons who received their first dose of a two-dose series of the COVID-19 vaccine



### Number of persons who completed the COVID-19 vaccine series



# COVID-19: Putnam County vaccine summary

Vaccination data through May 7, 2021 as of May 8, 2021 at 12:05 AM

Data in this report are provisional and subject to change.

Data in this summary pertain to COVID-19 vaccines approved by the U.S. Food and Drug Administration and have been issued an Emergency Use Authorization (Janssen COVID-19 Vaccine, Moderna COVID-19 Vaccine and Pfizer-BioNTech COVID-19 Vaccine). These data summarize the number of people who have received either their first dose or have completed the series for a COVID-19 vaccine. **A person can only be counted in one category, first dose or series complete.** For persons receiving Moderna or Pfizer vaccines, once they receive their second dose, they are moved from the first dose column to the series completed column. **Because of this, the total first dose category may show a change from report to report not matching the total receiving their first dose from the previous day.** Persons receiving Johnson & Johnson vaccines will always be counted in the series completed column.

## COVID-19 doses for vaccinated persons in Florida

**Doses administered** 31,803

People receiving one dose of a 1-dose series (Johnson & Johnson) or receiving only one dose of a 2-dose series (Moderna, Pfizer) count once. Persons receiving both doses of a 2-dose series count twice.

## Current status of persons vaccinated for COVID-19 in Florida

**Total people vaccinated** 18,964

First dose 5,198

Series completed 13,766

Completed 1-dose series 927

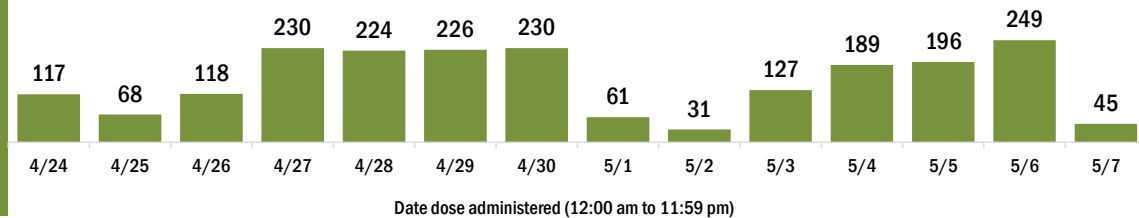
Completed 2-dose series 12,839

**First dose:** current number of people who have only received their first dose of the Moderna or Pfizer vaccine.

**Series complete:** current number of people who have received both Moderna or Pfizer vaccine doses or one Johnson & Johnson dose and are considered fully immunized.

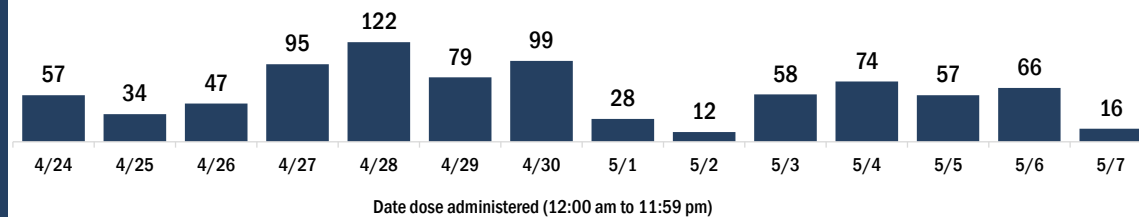
Demographic summary	First dose	Series complete	Total people vaccinated
<b>Age group</b>	5,198	13,766	18,964
16-24 years	281	238	519
25-34 years	379	467	846
35-44 years	470	673	1,143
45-54 years	625	1,283	1,908
55-64 years	1,122	3,058	4,180
65-74 years	1,321	4,714	6,035
75-84 years	756	2,545	3,301
85+ years	244	788	1,032
<b>Race</b>	5,198	13,766	18,964
White	3,788	10,751	14,539
Black	546	1,459	2,005
American Indian/Alaskan	50	102	152
Other	457	787	1,244
Unknown	357	667	1,024
<b>Other race</b> includes Asian, native Hawaiian/Pacific Islander, or other.			
<b>Ethnicity</b>	5,198	13,766	18,964
Hispanic	349	606	955
Non-Hispanic	3,899	10,856	14,755
Unknown	950	2,304	3,254
<b>Gender</b>	5,198	13,766	18,964
Female	2,696	7,856	10,552
Male	2,488	5,904	8,392
Unknown	14	6	20

## COVID-19 doses administered for the past 2 weeks

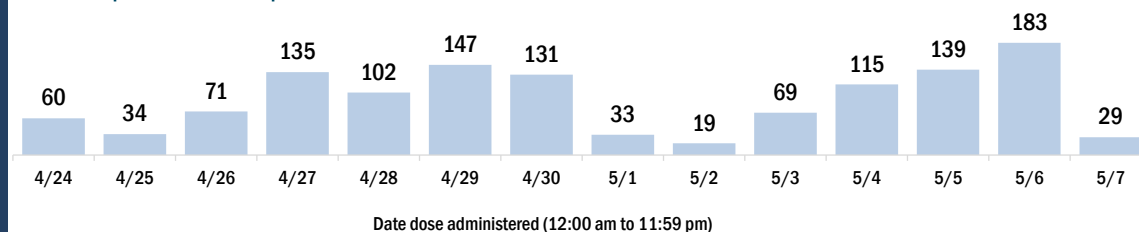


## Persons vaccinated for COVID-19 for the past 2 weeks

### Number of persons who received their first dose of a two-dose series of the COVID-19 vaccine



### Number of persons who completed the COVID-19 vaccine series



# COVID-19: Santa Rosa County vaccine summary

Vaccination data through May 7, 2021 as of May 8, 2021 at 12:05 AM

Data in this report are provisional and subject to change.

Data in this summary pertain to COVID-19 vaccines approved by the U.S. Food and Drug Administration and have been issued an Emergency Use Authorization (Janssen COVID-19 Vaccine, Moderna COVID-19 Vaccine and Pfizer-BioNTech COVID-19 Vaccine). These data summarize the number of people who have received either their first dose or have completed the series for a COVID-19 vaccine. **A person can only be counted in one category, first dose or series complete.** For persons receiving Moderna or Pfizer vaccines, once they receive their second dose, they are moved from the first dose column to the series completed column. **Because of this, the total first dose category may show a change from report to report not matching the total receiving their first dose from the previous day.** Persons receiving Johnson & Johnson vaccines will always be counted in the series completed column.

## COVID-19 doses for vaccinated persons in Florida

**Doses administered** 101,586

People receiving one dose of a 1-dose series (Johnson & Johnson) or receiving only one dose of a 2-dose series (Moderna, Pfizer) count once. Persons receiving both doses of a 2-dose series count twice.

## Current status of persons vaccinated for COVID-19 in Florida

**Total people vaccinated** 59,102

First dose 13,932

Series completed 45,170

Completed 1-dose series 2,686

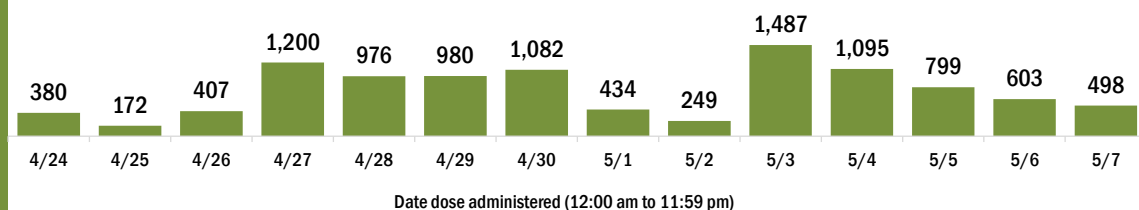
Completed 2-dose series 42,484

**First dose:** current number of people who have only received their first dose of the Moderna or Pfizer vaccine.

**Series complete:** current number of people who have received both Moderna or Pfizer vaccine doses or one Johnson & Johnson dose and are considered fully immunized.

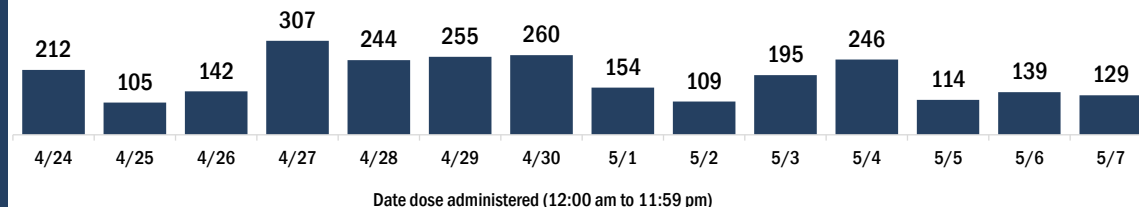
Demographic summary	First dose	Series complete	Total people vaccinated
<b>Age group</b>	<b>13,932</b>	<b>45,170</b>	<b>59,102</b>
16-24 years	1,596	1,527	3,123
25-34 years	1,684	2,547	4,231
35-44 years	2,028	4,040	6,068
45-54 years	2,191	6,005	8,196
55-64 years	2,721	10,213	12,934
65-74 years	2,248	12,843	15,091
75-84 years	1,093	6,233	7,326
85+ years	371	1,762	2,133
<b>Race</b>	<b>13,932</b>	<b>45,170</b>	<b>59,102</b>
White	8,813	33,189	42,002
Black	743	1,623	2,366
American Indian/Alaskan	74	270	344
Other	1,161	3,044	4,205
Unknown	3,141	7,044	10,185
<b>Other race</b> includes Asian, native Hawaiian/Pacific Islander, or other.			
<b>Ethnicity</b>	<b>13,932</b>	<b>45,170</b>	<b>59,102</b>
Hispanic	722	1,342	2,064
Non-Hispanic	7,997	30,307	38,304
Unknown	5,213	13,521	18,734
<b>Gender</b>	<b>13,932</b>	<b>45,170</b>	<b>59,102</b>
Female	7,277	25,238	32,515
Male	6,640	19,919	26,559
Unknown	15	13	28

## COVID-19 doses administered for the past 2 weeks

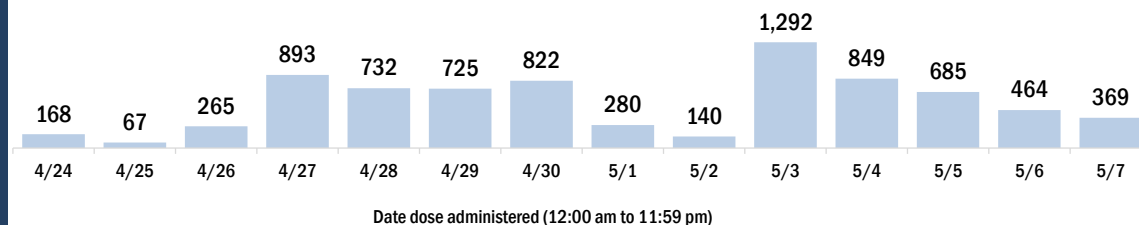


## Persons vaccinated for COVID-19 for the past 2 weeks

### Number of persons who received their first dose of a two-dose series of the COVID-19 vaccine



### Number of persons who completed the COVID-19 vaccine series



# COVID-19: Sarasota County vaccine summary

Vaccination data through May 7, 2021 as of May 8, 2021 at 12:05 AM

Data in this report are provisional and subject to change.

Data in this summary pertain to COVID-19 vaccines approved by the U.S. Food and Drug Administration and have been issued an Emergency Use Authorization (Janssen COVID-19 Vaccine, Moderna COVID-19 Vaccine and Pfizer-BioNTech COVID-19 Vaccine). These data summarize the number of people who have received either their first dose or have completed the series for a COVID-19 vaccine. **A person can only be counted in one category, first dose or series complete.** For persons receiving Moderna or Pfizer vaccines, once they receive their second dose, they are moved from the first dose column to the series completed column. **Because of this, the total first dose category may show a change from report to report not matching the total receiving their first dose from the previous day.** Persons receiving Johnson & Johnson vaccines will always be counted in the series completed column.

## COVID-19 doses for vaccinated persons in Florida

**Doses administered** 417,942

People receiving one dose of a 1-dose series (Johnson & Johnson) or receiving only one dose of a 2-dose series (Moderna, Pfizer) count once. Persons receiving both doses of a 2-dose series count twice.

## Current status of persons vaccinated for COVID-19 in Florida

**Total people vaccinated** 241,948

First dose 55,947

Series completed 186,001

Completed 1-dose series 10,007

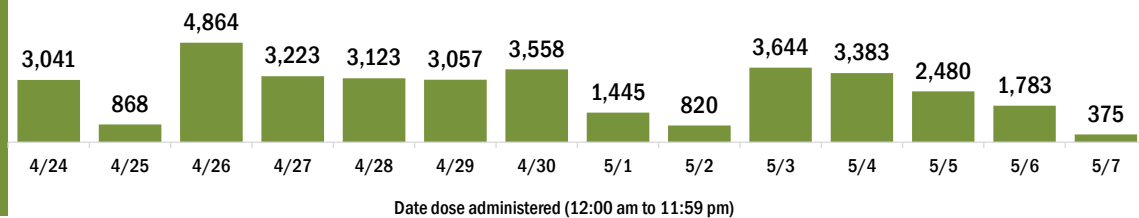
Completed 2-dose series 175,994

**First dose:** current number of people who have only received their first dose of the Moderna or Pfizer vaccine.

**Series complete:** current number of people who have received both Moderna or Pfizer vaccine doses or one Johnson & Johnson dose and are considered fully immunized.

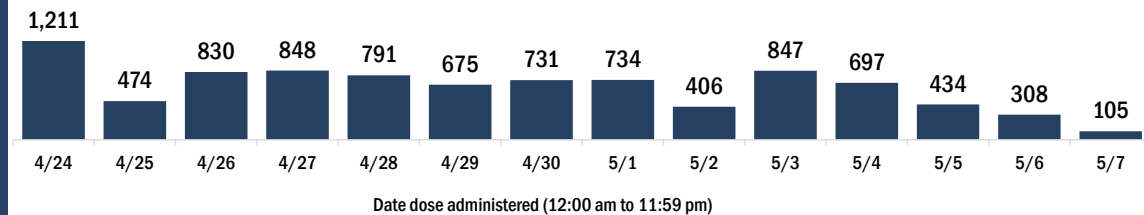
Demographic summary	First dose	Series complete	Total people vaccinated
<b>Age group</b>	55,947	186,001	241,948
16-24 years	4,520	3,770	8,290
25-34 years	4,327	5,725	10,052
35-44 years	5,185	8,622	13,807
45-54 years	6,746	15,062	21,808
55-64 years	9,995	33,528	43,523
65-74 years	12,945	63,922	76,867
75-84 years	8,671	41,033	49,704
85+ years	3,558	14,339	17,897
<b>Race</b>	55,947	186,001	241,948
White	41,347	148,032	189,379
Black	1,301	2,657	3,958
American Indian/Alaskan	216	637	853
Other	4,191	12,270	16,461
Unknown	8,892	22,405	31,297
<b>Other race</b> includes Asian, native Hawaiian/Pacific Islander, or other.			
<b>Ethnicity</b>	55,947	186,001	241,948
Hispanic	4,630	6,515	11,145
Non-Hispanic	32,618	125,230	157,848
Unknown	18,699	54,256	72,955
<b>Gender</b>	55,947	186,001	241,948
Female	29,617	104,421	134,038
Male	26,210	81,455	107,665
Unknown	120	125	245

## COVID-19 doses administered for the past 2 weeks

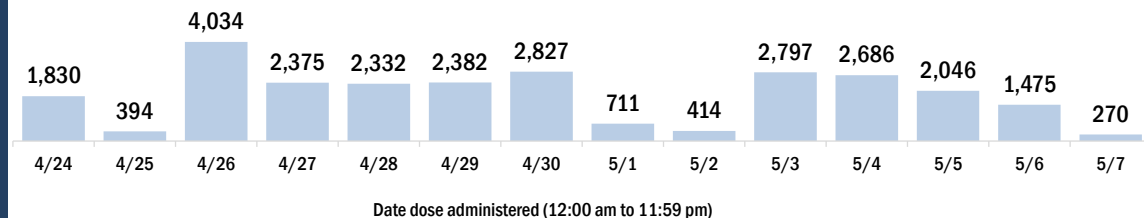


## Persons vaccinated for COVID-19 for the past 2 weeks

### Number of persons who received their first dose of a two-dose series of the COVID-19 vaccine



### Number of persons who completed the COVID-19 vaccine series



# COVID-19: Seminole County vaccine summary

Vaccination data through May 7, 2021 as of May 8, 2021 at 12:05 AM

Data in this report are provisional and subject to change.

Data in this summary pertain to COVID-19 vaccines approved by the U.S. Food and Drug Administration and have been issued an Emergency Use Authorization (Janssen COVID-19 Vaccine, Moderna COVID-19 Vaccine and Pfizer-BioNTech COVID-19 Vaccine). These data summarize the number of people who have received either their first dose or have completed the series for a COVID-19 vaccine. **A person can only be counted in one category, first dose or series complete.** For persons receiving Moderna or Pfizer vaccines, once they receive their second dose, they are moved from the first dose column to the series completed column. **Because of this, the total first dose category may show a change from report to report not matching the total receiving their first dose from the previous day.** Persons receiving Johnson & Johnson vaccines will always be counted in the series completed column.

## COVID-19 doses for vaccinated persons in Florida

**Doses administered** 317,075

People receiving one dose of a 1-dose series (Johnson & Johnson) or receiving only one dose of a 2-dose series (Moderna, Pfizer) count once. Persons receiving both doses of a 2-dose series count twice.

## Current status of persons vaccinated for COVID-19 in Florida

**Total people vaccinated** 184,052

First dose 39,897

Series completed 144,155

Completed 1-dose series 11,132

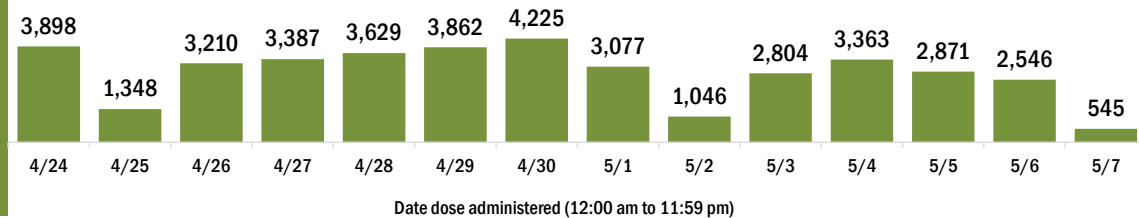
Completed 2-dose series 133,023

**First dose:** current number of people who have only received their first dose of the Moderna or Pfizer vaccine.

**Series complete:** current number of people who have received both Moderna or Pfizer vaccine doses or one Johnson & Johnson dose and are considered fully immunized.

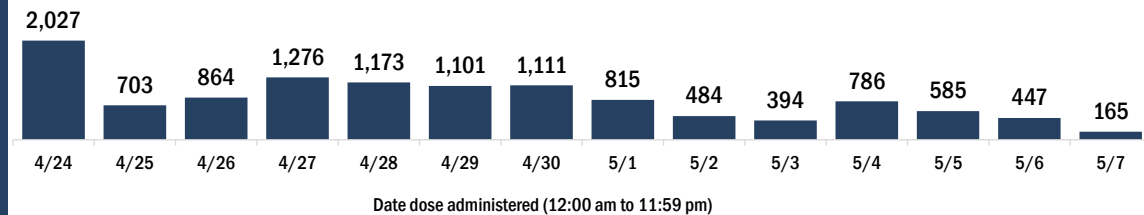
Demographic summary	First dose	Series complete	Total people vaccinated
<b>Age group</b>	39,897	144,155	184,052
16-24 years	6,974	9,810	16,784
25-34 years	7,464	13,362	20,826
35-44 years	7,683	18,953	26,636
45-54 years	6,632	23,430	30,062
55-64 years	5,837	29,172	35,009
65-74 years	3,008	29,571	32,579
75-84 years	1,572	14,399	15,971
85+ years	727	5,458	6,185
<b>Race</b>	39,897	144,155	184,052
White	23,597	101,534	125,131
Black	3,186	9,379	12,565
American Indian/Alaskan	197	601	798
Other	6,557	20,838	27,395
Unknown	6,360	11,803	18,163
<b>Other race</b> includes Asian, native Hawaiian/Pacific Islander, or other.			
<b>Ethnicity</b>	39,897	144,155	184,052
Hispanic	7,037	17,302	24,339
Non-Hispanic	19,004	92,441	111,445
Unknown	13,856	34,412	48,268
<b>Gender</b>	39,897	144,155	184,052
Female	20,715	81,162	101,877
Male	19,083	62,868	81,951
Unknown	99	125	224

## COVID-19 doses administered for the past 2 weeks

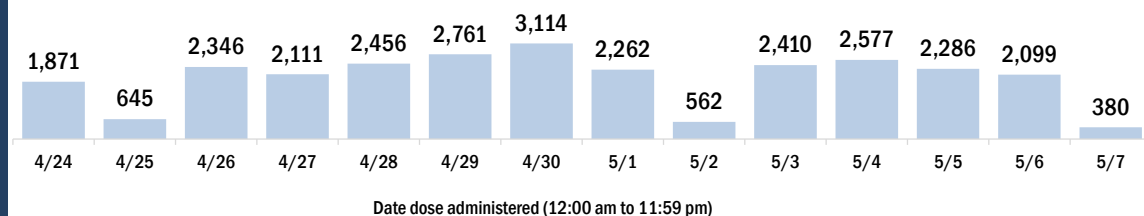


## Persons vaccinated for COVID-19 for the past 2 weeks

### Number of persons who received their first dose of a two-dose series of the COVID-19 vaccine



### Number of persons who completed the COVID-19 vaccine series



# COVID-19: St. Johns County vaccine summary

Vaccination data through May 7, 2021 as of May 8, 2021 at 12:05 AM

Data in this report are provisional and subject to change.

Data in this summary pertain to COVID-19 vaccines approved by the U.S. Food and Drug Administration and have been issued an Emergency Use Authorization (Janssen COVID-19 Vaccine, Moderna COVID-19 Vaccine and Pfizer-BioNTech COVID-19 Vaccine). These data summarize the number of people who have received either their first dose or have completed the series for a COVID-19 vaccine. **A person can only be counted in one category, first dose or series complete.** For persons receiving Moderna or Pfizer vaccines, once they receive their second dose, they are moved from the first dose column to the series completed column. **Because of this, the total first dose category may show a change from report to report not matching the total receiving their first dose from the previous day.** Persons receiving Johnson & Johnson vaccines will always be counted in the series completed column.

## COVID-19 doses for vaccinated persons in Florida

**Doses administered** 231,705

People receiving one dose of a 1-dose series (Johnson & Johnson) or receiving only one dose of a 2-dose series (Moderna, Pfizer) count once. Persons receiving both doses of a 2-dose series count twice.

## Current status of persons vaccinated for COVID-19 in Florida

**Total people vaccinated** 128,128

First dose 18,542

Series completed 109,586

Completed 1-dose series 6,009

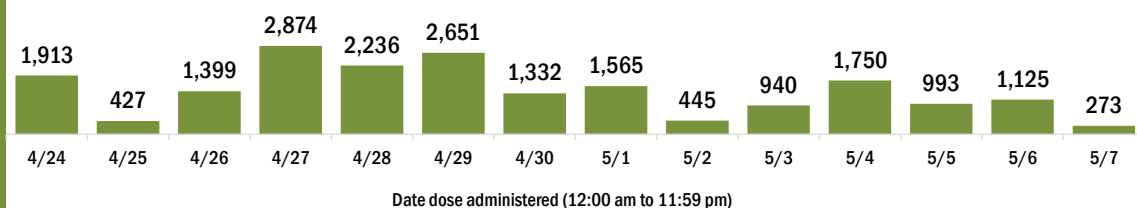
Completed 2-dose series 103,577

**First dose:** current number of people who have only received their first dose of the Moderna or Pfizer vaccine.

**Series complete:** current number of people who have received both Moderna or Pfizer vaccine doses or one Johnson & Johnson dose and are considered fully immunized.

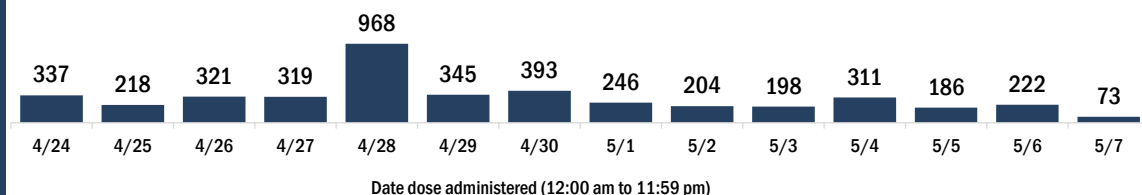
Demographic summary	First dose	Series complete	Total people vaccinated
<b>Age group</b>	<b>18,542</b>	<b>109,586</b>	<b>128,128</b>
16-24 years	2,993	5,429	8,422
25-34 years	2,343	6,028	8,371
35-44 years	3,272	13,291	16,563
45-54 years	3,167	16,410	19,577
55-64 years	3,018	22,302	25,320
65-74 years	2,172	28,287	30,459
75-84 years	1,120	13,792	14,912
85+ years	457	4,047	4,504
<b>Race</b>	<b>18,542</b>	<b>109,586</b>	<b>128,128</b>
White	11,409	82,153	93,562
Black	771	3,213	3,984
American Indian/Alaskan	57	307	364
Other	2,275	10,366	12,641
Unknown	4,030	13,547	17,577
<b>Other race</b> includes Asian, native Hawaiian/Pacific Islander, or other.			
<b>Ethnicity</b>	<b>18,542</b>	<b>109,586</b>	<b>128,128</b>
Hispanic	1,202	4,569	5,771
Non-Hispanic	9,803	72,982	82,785
Unknown	7,537	32,035	39,572
<b>Gender</b>	<b>18,542</b>	<b>109,586</b>	<b>128,128</b>
Female	9,592	60,594	70,186
Male	8,921	48,974	57,895
Unknown	29	18	47

## COVID-19 doses administered for the past 2 weeks

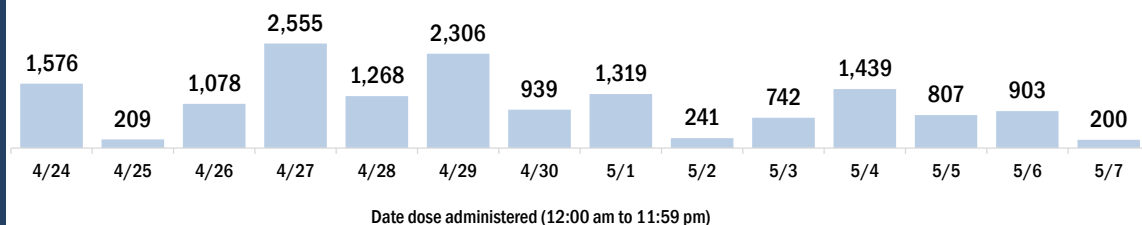


## Persons vaccinated for COVID-19 for the past 2 weeks

### Number of persons who received their first dose of a two-dose series of the COVID-19 vaccine



### Number of persons who completed the COVID-19 vaccine series





# COVID-19: St. Lucie County vaccine summary

Vaccination data through May 7, 2021 as of May 8, 2021 at 12:05 AM

Data in this report are provisional and subject to change.

Data in this summary pertain to COVID-19 vaccines approved by the U.S. Food and Drug Administration and have been issued an Emergency Use Authorization (Janssen COVID-19 Vaccine, Moderna COVID-19 Vaccine and Pfizer-BioNTech COVID-19 Vaccine). These data summarize the number of people who have received either their first dose or have completed the series for a COVID-19 vaccine. **A person can only be counted in one category, first dose or series complete.** For persons receiving Moderna or Pfizer vaccines, once they receive their second dose, they are moved from the first dose column to the series completed column. **Because of this, the total first dose category may show a change from report to report not matching the total receiving their first dose from the previous day.** Persons receiving Johnson & Johnson vaccines will always be counted in the series completed column.

## COVID-19 doses for vaccinated persons in Florida

**Doses administered** 213,137

People receiving one dose of a 1-dose series (Johnson & Johnson) or receiving only one dose of a 2-dose series (Moderna, Pfizer) count once. Persons receiving both doses of a 2-dose series count twice.

## Current status of persons vaccinated for COVID-19 in Florida

**Total people vaccinated** 124,706

First dose 32,140

Series completed 92,566

Completed 1-dose series 4,135

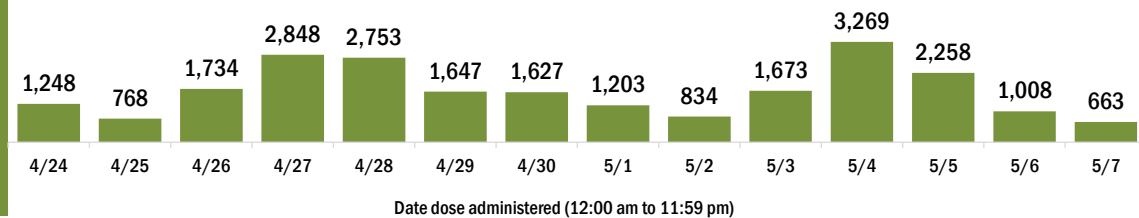
Completed 2-dose series 88,431

**First dose:** current number of people who have only received their first dose of the Moderna or Pfizer vaccine.

**Series complete:** current number of people who have received both Moderna or Pfizer vaccine doses or one Johnson & Johnson dose and are considered fully immunized.

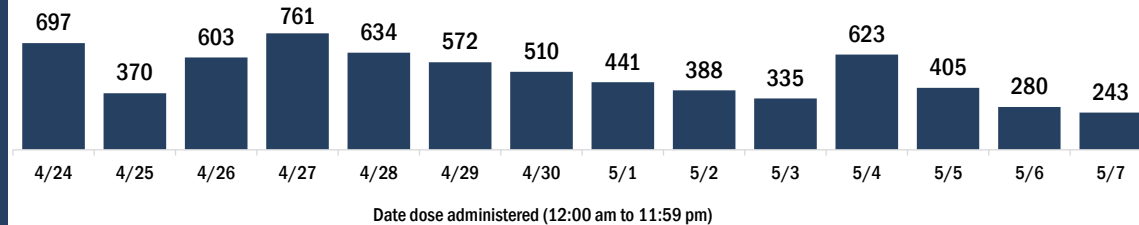
Demographic summary	First dose	Series complete	Total people vaccinated
<b>Age group</b>	<b>32,140</b>	<b>92,566</b>	<b>124,706</b>
16-24 years	2,759	2,689	5,448
25-34 years	3,025	3,983	7,008
35-44 years	3,917	6,223	10,140
45-54 years	4,839	10,416	15,255
55-64 years	6,703	19,226	25,929
65-74 years	6,124	28,802	34,926
75-84 years	3,532	16,306	19,838
85+ years	1,241	4,921	6,162
<b>Race</b>	<b>32,140</b>	<b>92,566</b>	<b>124,706</b>
White	19,242	60,483	79,725
Black	3,425	8,803	12,228
American Indian/Alaskan	170	431	601
Other	3,397	8,554	11,951
Unknown	5,906	14,295	20,201
<b>Other race</b> includes Asian, native Hawaiian/Pacific Islander, or other.			
<b>Ethnicity</b>	<b>32,140</b>	<b>92,566</b>	<b>124,706</b>
Hispanic	4,788	9,465	14,253
Non-Hispanic	14,555	52,236	66,791
Unknown	12,797	30,865	43,662
<b>Gender</b>	<b>32,140</b>	<b>92,566</b>	<b>124,706</b>
Female	16,979	52,297	69,276
Male	15,075	40,196	55,271
Unknown	86	73	159

## COVID-19 doses administered for the past 2 weeks

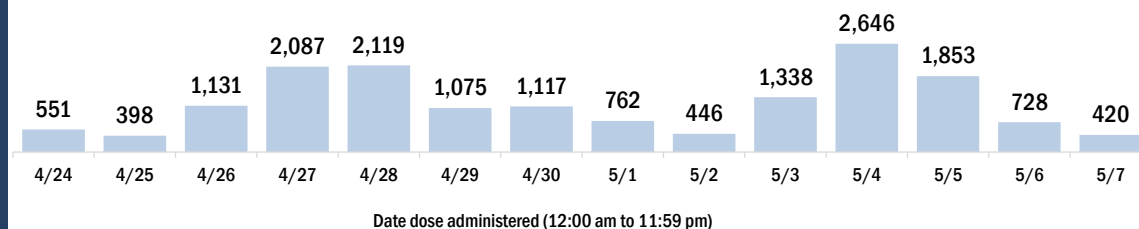


## Persons vaccinated for COVID-19 for the past 2 weeks

### Number of persons who received their first dose of a two-dose series of the COVID-19 vaccine



### Number of persons who completed the COVID-19 vaccine series





# COVID-19: Sumter County vaccine summary

Vaccination data through May 7, 2021 as of May 8, 2021 at 12:05 AM

Data in this report are provisional and subject to change.

Data in this summary pertain to COVID-19 vaccines approved by the U.S. Food and Drug Administration and have been issued an Emergency Use Authorization (Janssen COVID-19 Vaccine, Moderna COVID-19 Vaccine and Pfizer-BioNTech COVID-19 Vaccine). These data summarize the number of people who have received either their first dose or have completed the series for a COVID-19 vaccine. **A person can only be counted in one category, first dose or series complete.** For persons receiving Moderna or Pfizer vaccines, once they receive their second dose, they are moved from the first dose column to the series completed column. **Because of this, the total first dose category may show a change from report to report not matching the total receiving their first dose from the previous day.** Persons receiving Johnson & Johnson vaccines will always be counted in the series completed column.

## COVID-19 doses for vaccinated persons in Florida

**Doses administered** 152,228

People receiving one dose of a 1-dose series (Johnson & Johnson) or receiving only one dose of a 2-dose series (Moderna, Pfizer) count once. Persons receiving both doses of a 2-dose series count twice.

## Current status of persons vaccinated for COVID-19 in Florida

**Total people vaccinated** 84,011

First dose 11,502

Series completed 72,509

Completed 1-dose series 4,292

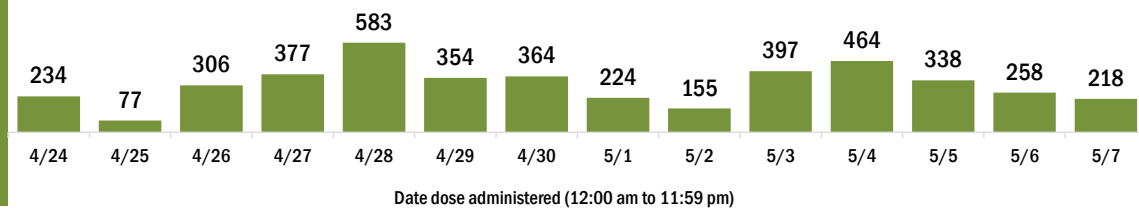
Completed 2-dose series 68,217

**First dose:** current number of people who have only received their first dose of the Moderna or Pfizer vaccine.

**Series complete:** current number of people who have received both Moderna or Pfizer vaccine doses or one Johnson & Johnson dose and are considered fully immunized.

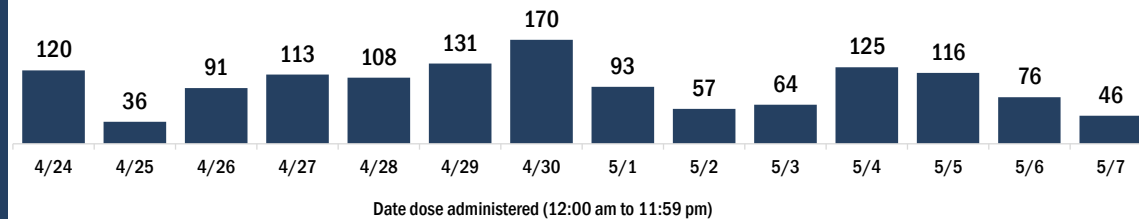
Demographic summary	First dose	Series complete	Total people vaccinated
<b>Age group</b>	<b>11,502</b>	<b>72,509</b>	<b>84,011</b>
16-24 years	302	259	561
25-34 years	517	476	993
35-44 years	712	726	1,438
45-54 years	1,038	1,647	2,685
55-64 years	2,417	8,493	10,910
65-74 years	3,418	33,927	37,345
75-84 years	2,489	23,083	25,572
85+ years	609	3,898	4,507
<b>Race</b>	<b>11,502</b>	<b>72,509</b>	<b>84,011</b>
White	8,582	61,056	69,638
Black	517	879	1,396
American Indian/Alaskan	30	157	187
Other	852	2,769	3,621
Unknown	1,521	7,648	9,169
<b>Other race</b> includes Asian, native Hawaiian/Pacific Islander, or other.			
<b>Ethnicity</b>	<b>11,502</b>	<b>72,509</b>	<b>84,011</b>
Hispanic	453	1,307	1,760
Non-Hispanic	7,337	48,665	56,002
Unknown	3,712	22,537	26,249
<b>Gender</b>	<b>11,502</b>	<b>72,509</b>	<b>84,011</b>
Female	5,933	40,448	46,381
Male	5,551	32,042	37,593
Unknown	18	19	37

## COVID-19 doses administered for the past 2 weeks

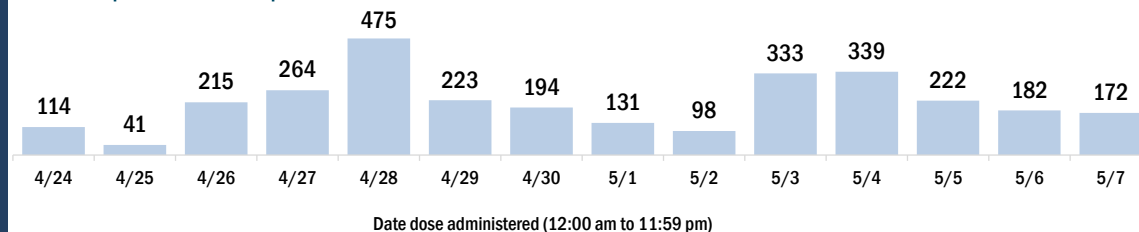


## Persons vaccinated for COVID-19 for the past 2 weeks

### Number of persons who received their first dose of a two-dose series of the COVID-19 vaccine



### Number of persons who completed the COVID-19 vaccine series



# COVID-19: Suwannee County vaccine summary

Vaccination data through May 7, 2021 as of May 8, 2021 at 12:05 AM

Data in this report are provisional and subject to change.

Data in this summary pertain to COVID-19 vaccines approved by the U.S. Food and Drug Administration and have been issued an Emergency Use Authorization (Janssen COVID-19 Vaccine, Moderna COVID-19 Vaccine and Pfizer-BioNTech COVID-19 Vaccine). These data summarize the number of people who have received either their first dose or have completed the series for a COVID-19 vaccine. **A person can only be counted in one category, first dose or series complete.** For persons receiving Moderna or Pfizer vaccines, once they receive their second dose, they are moved from the first dose column to the series completed column. **Because of this, the total first dose category may show a change from report to report not matching the total receiving their first dose from the previous day.** Persons receiving Johnson & Johnson vaccines will always be counted in the series completed column.

## COVID-19 doses for vaccinated persons in Florida

**Doses administered** 18,121

People receiving one dose of a 1-dose series (Johnson & Johnson) or receiving only one dose of a 2-dose series (Moderna, Pfizer) count once. Persons receiving both doses of a 2-dose series count twice.

## Current status of persons vaccinated for COVID-19 in Florida

**Total people vaccinated** 10,383

First dose 1,998

Series completed 8,385

Completed 1-dose series 647

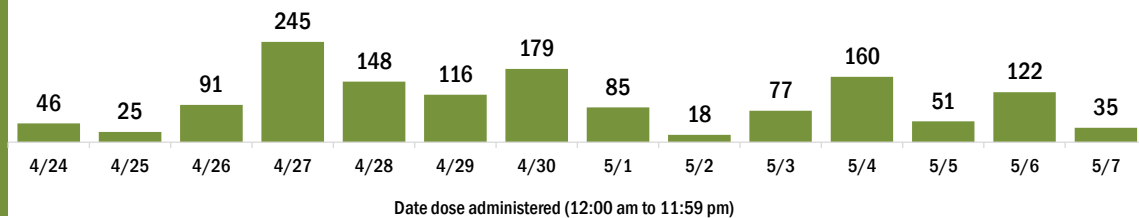
Completed 2-dose series 7,738

**First dose:** current number of people who have only received their first dose of the Moderna or Pfizer vaccine.

**Series complete:** current number of people who have received both Moderna or Pfizer vaccine doses or one Johnson & Johnson dose and are considered fully immunized.

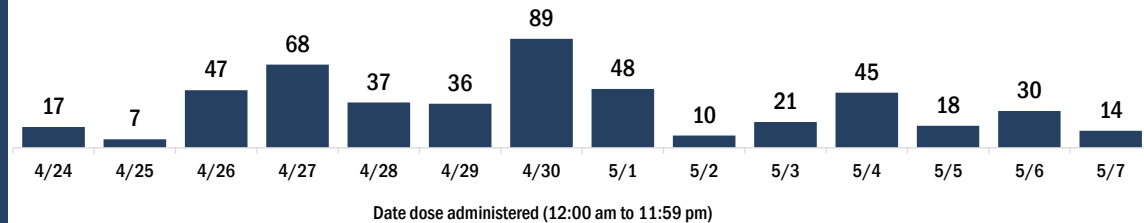
Demographic summary	First dose	Series complete	Total people vaccinated
<b>Age group</b>	1,998	8,385	10,383
16-24 years	180	173	353
25-34 years	221	243	464
35-44 years	266	421	687
45-54 years	319	719	1,038
55-64 years	518	1,783	2,301
65-74 years	261	2,771	3,032
75-84 years	168	1,703	1,871
85+ years	65	572	637
<b>Race</b>	1,998	8,385	10,383
White	1,249	5,891	7,140
Black	334	673	1,007
American Indian/Alaskan	7	11	18
Other	171	568	739
Unknown	237	1,242	1,479
<b>Other race</b> includes Asian, native Hawaiian/Pacific Islander, or other.			
<b>Ethnicity</b>	1,998	8,385	10,383
Hispanic	176	358	534
Non-Hispanic	1,188	4,789	5,977
Unknown	634	3,238	3,872
<b>Gender</b>	1,998	8,385	10,383
Female	868	4,825	5,693
Male	1,130	3,560	4,690
Unknown	0	0	0

## COVID-19 doses administered for the past 2 weeks

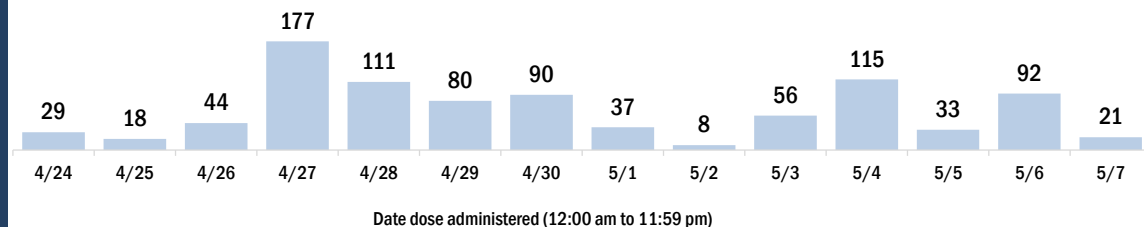


## Persons vaccinated for COVID-19 for the past 2 weeks

### Number of persons who received their first dose of a two-dose series of the COVID-19 vaccine



### Number of persons who completed the COVID-19 vaccine series



# COVID-19: Taylor County vaccine summary

Vaccination data through May 7, 2021 as of May 8, 2021 at 12:05 AM

Data in this report are provisional and subject to change.

Data in this summary pertain to COVID-19 vaccines approved by the U.S. Food and Drug Administration and have been issued an Emergency Use Authorization (Janssen COVID-19 Vaccine, Moderna COVID-19 Vaccine and Pfizer-BioNTech COVID-19 Vaccine). These data summarize the number of people who have received either their first dose or have completed the series for a COVID-19 vaccine. **A person can only be counted in one category, first dose or series complete.** For persons receiving Moderna or Pfizer vaccines, once they receive their second dose, they are moved from the first dose column to the series completed column. **Because of this, the total first dose category may show a change from report to report not matching the total receiving their first dose from the previous day.** Persons receiving Johnson & Johnson vaccines will always be counted in the series completed column.

## COVID-19 doses for vaccinated persons in Florida

**Doses administered** 9,543

People receiving one dose of a 1-dose series (Johnson & Johnson) or receiving only one dose of a 2-dose series (Moderna, Pfizer) count once. Persons receiving both doses of a 2-dose series count twice.

## Current status of persons vaccinated for COVID-19 in Florida

**Total people vaccinated** 5,705

First dose 1,571

Series completed 4,134

Completed 1-dose series 296

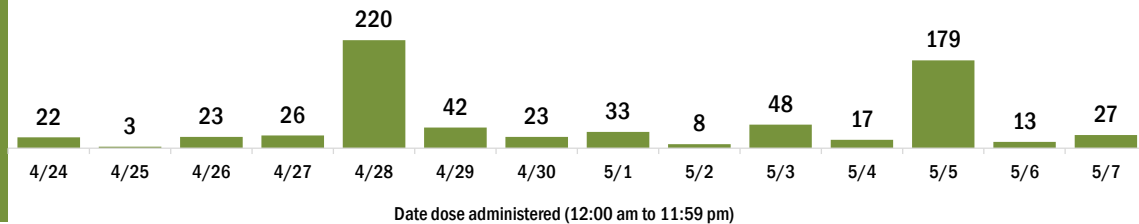
Completed 2-dose series 3,838

**First dose:** current number of people who have only received their first dose of the Moderna or Pfizer vaccine.

**Series complete:** current number of people who have received both Moderna or Pfizer vaccine doses or one Johnson & Johnson dose and are considered fully immunized.

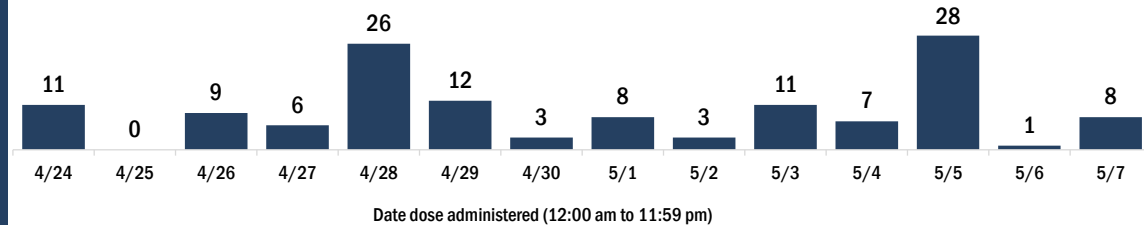
Demographic summary	First dose	Series complete	Total people vaccinated
<b>Age group</b>	<b>1,571</b>	<b>4,134</b>	<b>5,705</b>
16-24 years	54	61	115
25-34 years	145	126	271
35-44 years	205	198	403
45-54 years	229	386	615
55-64 years	363	952	1,315
65-74 years	361	1,408	1,769
75-84 years	164	785	949
85+ years	50	218	268
<b>Race</b>	<b>1,571</b>	<b>4,134</b>	<b>5,705</b>
White	1,024	3,089	4,113
Black	319	506	825
American Indian/Alaskan	7	36	43
Other	89	261	350
Unknown	132	242	374
<b>Other race</b> includes Asian, native Hawaiian/Pacific Islander, or other.			
<b>Ethnicity</b>	<b>1,571</b>	<b>4,134</b>	<b>5,705</b>
Hispanic	32	75	107
Non-Hispanic	745	2,782	3,527
Unknown	794	1,277	2,071
<b>Gender</b>	<b>1,571</b>	<b>4,134</b>	<b>5,705</b>
Female	624	2,280	2,904
Male	946	1,853	2,799
Unknown	1	1	2

## COVID-19 doses administered for the past 2 weeks

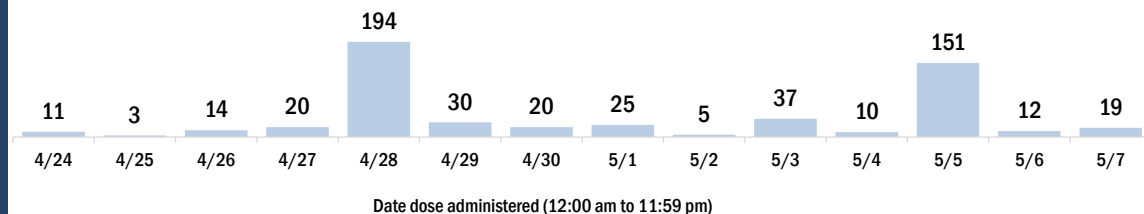


## Persons vaccinated for COVID-19 for the past 2 weeks

### Number of persons who received their first dose of a two-dose series of the COVID-19 vaccine



### Number of persons who completed the COVID-19 vaccine series



# COVID-19: Union County vaccine summary

Vaccination data through May 7, 2021 as of May 8, 2021 at 12:05 AM

Data in this report are provisional and subject to change.

Data in this summary pertain to COVID-19 vaccines approved by the U.S. Food and Drug Administration and have been issued an Emergency Use Authorization (Janssen COVID-19 Vaccine, Moderna COVID-19 Vaccine and Pfizer-BioNTech COVID-19 Vaccine). These data summarize the number of people who have received either their first dose or have completed the series for a COVID-19 vaccine. **A person can only be counted in one category, first dose or series complete.** For persons receiving Moderna or Pfizer vaccines, once they receive their second dose, they are moved from the first dose column to the series completed column. **Because of this, the total first dose category may show a change from report to report not matching the total receiving their first dose from the previous day.** Persons receiving Johnson & Johnson vaccines will always be counted in the series completed column.

## COVID-19 doses for vaccinated persons in Florida

**Doses administered** 6,862

People receiving one dose of a 1-dose series (Johnson & Johnson) or receiving only one dose of a 2-dose series (Moderna, Pfizer) count once. Persons receiving both doses of a 2-dose series count twice.

## Current status of persons vaccinated for COVID-19 in Florida

**Total people vaccinated** 4,661

First dose 2,342

Series completed 2,319

Completed 1-dose series 118

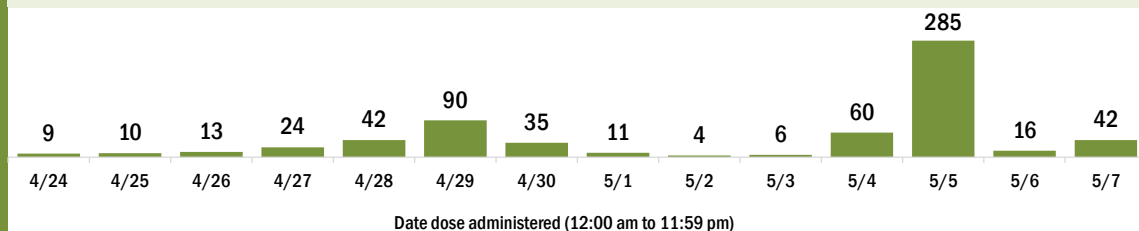
Completed 2-dose series 2,201

**First dose:** current number of people who have only received their first dose of the Moderna or Pfizer vaccine.

**Series complete:** current number of people who have received both Moderna or Pfizer vaccine doses or one Johnson & Johnson dose and are considered fully immunized.

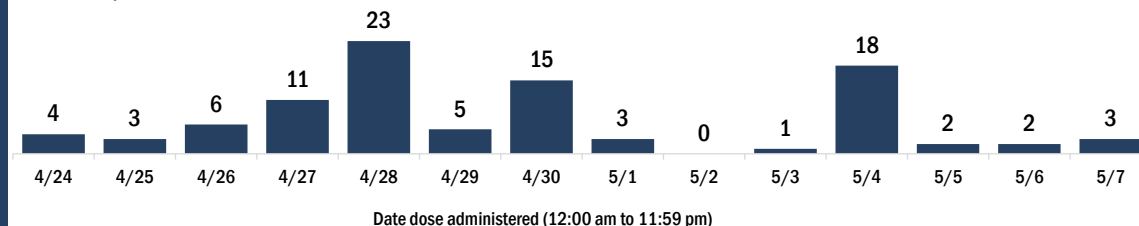
Demographic summary	First dose	Series complete	Total people vaccinated
<b>Age group</b>	<b>2,342</b>	<b>2,319</b>	<b>4,661</b>
16-24 years	59	65	124
25-34 years	119	130	249
35-44 years	228	175	403
45-54 years	345	287	632
55-64 years	847	521	1,368
65-74 years	603	657	1,260
75-84 years	126	378	504
85+ years	15	106	121
<b>Race</b>	<b>2,342</b>	<b>2,319</b>	<b>4,661</b>
White	1,506	1,823	3,329
Black	710	291	1,001
American Indian/Alaskan	5	17	22
Other	82	142	224
Unknown	39	46	85
<b>Other race</b> includes Asian, native Hawaiian/Pacific Islander, or other.			
<b>Ethnicity</b>	<b>2,342</b>	<b>2,319</b>	<b>4,661</b>
Hispanic	84	69	153
Non-Hispanic	2,140	2,059	4,199
Unknown	118	191	309
<b>Gender</b>	<b>2,342</b>	<b>2,319</b>	<b>4,661</b>
Female	182	1,177	1,359
Male	2,155	1,142	3,297
Unknown	5	0	5

## COVID-19 doses administered for the past 2 weeks

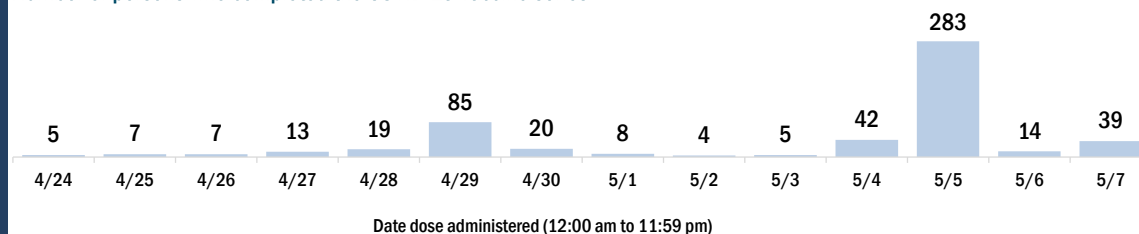


## Persons vaccinated for COVID-19 for the past 2 weeks

### Number of persons who received their first dose of a two-dose series of the COVID-19 vaccine



### Number of persons who completed the COVID-19 vaccine series



# COVID-19: Volusia County vaccine summary

Vaccination data through May 7, 2021 as of May 8, 2021 at 12:05 AM

Data in this report are provisional and subject to change.

Data in this summary pertain to COVID-19 vaccines approved by the U.S. Food and Drug Administration and have been issued an Emergency Use Authorization (Janssen COVID-19 Vaccine, Moderna COVID-19 Vaccine and Pfizer-BioNTech COVID-19 Vaccine). These data summarize the number of people who have received either their first dose or have completed the series for a COVID-19 vaccine. **A person can only be counted in one category, first dose or series complete.** For persons receiving Moderna or Pfizer vaccines, once they receive their second dose, they are moved from the first dose column to the series completed column. **Because of this, the total first dose category may show a change from report to report not matching the total receiving their first dose from the previous day.** Persons receiving Johnson & Johnson vaccines will always be counted in the series completed column.

## COVID-19 doses for vaccinated persons in Florida

**Doses administered** 369,151

People receiving one dose of a 1-dose series (Johnson & Johnson) or receiving only one dose of a 2-dose series (Moderna, Pfizer) count once. Persons receiving both doses of a 2-dose series count twice.

## Current status of persons vaccinated for COVID-19 in Florida

**Total people vaccinated** 220,435

First dose 52,622

Series completed 167,813

Completed 1-dose series 19,097

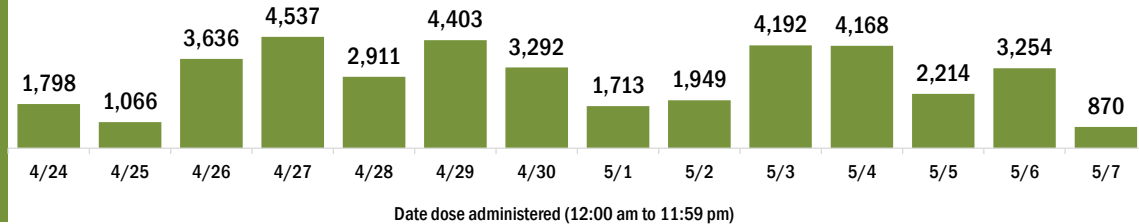
Completed 2-dose series 148,716

**First dose:** current number of people who have only received their first dose of the Moderna or Pfizer vaccine.

**Series complete:** current number of people who have received both Moderna or Pfizer vaccine doses or one Johnson & Johnson dose and are considered fully immunized.

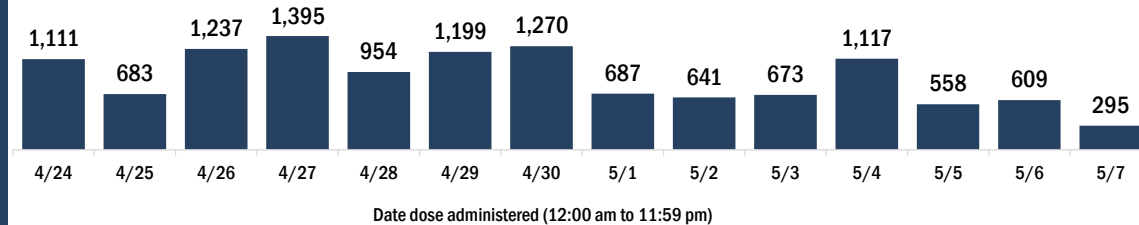
Demographic summary	First dose	Series complete	Total people vaccinated
<b>Age group</b>	52,622	167,813	220,435
16-24 years	5,665	5,444	11,109
25-34 years	5,637	7,310	12,947
35-44 years	6,356	10,489	16,845
45-54 years	7,901	17,625	25,526
55-64 years	11,827	34,927	46,754
65-74 years	9,128	52,508	61,636
75-84 years	4,447	29,348	33,795
85+ years	1,661	10,162	11,823
<b>Race</b>	52,622	167,813	220,435
White	33,421	111,687	145,108
Black	3,393	7,823	11,216
American Indian/Alaskan	198	558	756
Other	5,923	18,547	24,470
Unknown	9,687	29,198	38,885
<b>Other race</b> includes Asian, native Hawaiian/Pacific Islander, or other.			
<b>Ethnicity</b>	52,622	167,813	220,435
Hispanic	6,190	10,361	16,551
Non-Hispanic	26,921	88,557	115,478
Unknown	19,511	68,895	88,406
<b>Gender</b>	52,622	167,813	220,435
Female	26,969	94,456	121,425
Male	24,757	70,852	95,609
Unknown	896	2,505	3,401

## COVID-19 doses administered for the past 2 weeks

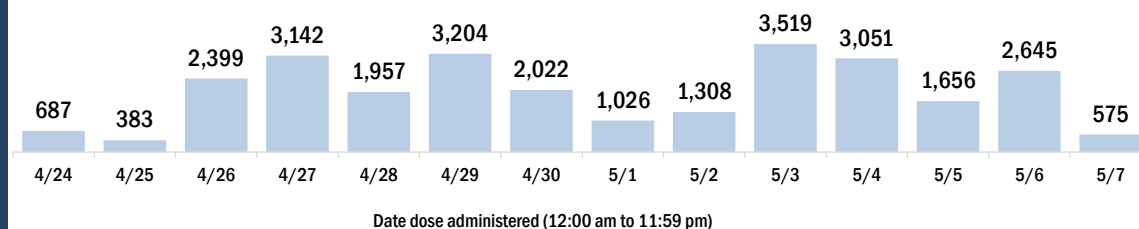


## Persons vaccinated for COVID-19 for the past 2 weeks

### Number of persons who received their first dose of a two-dose series of the COVID-19 vaccine



### Number of persons who completed the COVID-19 vaccine series



# COVID-19: Wakulla County vaccine summary

Vaccination data through May 7, 2021 as of May 8, 2021 at 12:05 AM

Data in this report are provisional and subject to change.

Data in this summary pertain to COVID-19 vaccines approved by the U.S. Food and Drug Administration and have been issued an Emergency Use Authorization (Janssen COVID-19 Vaccine, Moderna COVID-19 Vaccine and Pfizer-BioNTech COVID-19 Vaccine). These data summarize the number of people who have received either their first dose or have completed the series for a COVID-19 vaccine. **A person can only be counted in one category, first dose or series complete.** For persons receiving Moderna or Pfizer vaccines, once they receive their second dose, they are moved from the first dose column to the series completed column. **Because of this, the total first dose category may show a change from report to report not matching the total receiving their first dose from the previous day.** Persons receiving Johnson & Johnson vaccines will always be counted in the series completed column.

## COVID-19 doses for vaccinated persons in Florida

**Doses administered** 18,600

People receiving one dose of a 1-dose series (Johnson & Johnson) or receiving only one dose of a 2-dose series (Moderna, Pfizer) count once. Persons receiving both doses of a 2-dose series count twice.

## Current status of persons vaccinated for COVID-19 in Florida

**Total people vaccinated** 10,983

First dose 2,838

Series completed 8,145

Completed 1-dose series 528

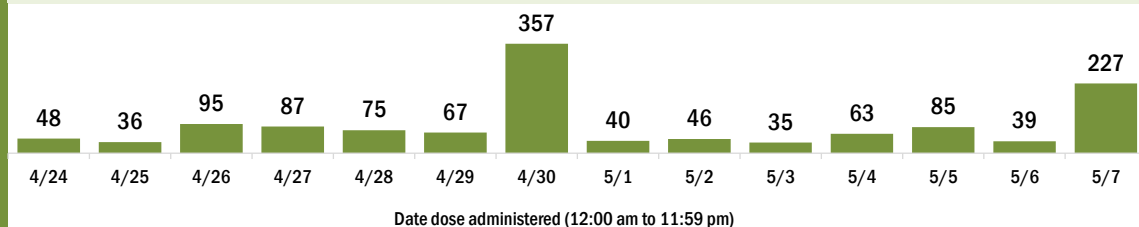
Completed 2-dose series 7,617

**First dose:** current number of people who have only received their first dose of the Moderna or Pfizer vaccine.

**Series complete:** current number of people who have received both Moderna or Pfizer vaccine doses or one Johnson & Johnson dose and are considered fully immunized.

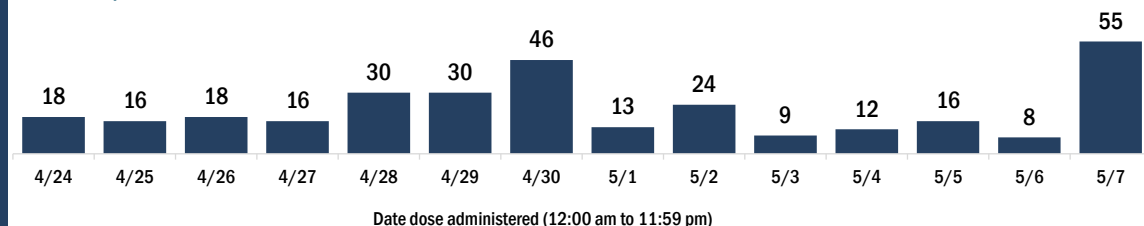
Demographic summary	First dose	Series complete	Total people vaccinated
<b>Age group</b>	2,838	8,145	10,983
16-24 years	198	232	430
25-34 years	361	420	781
35-44 years	454	680	1,134
45-54 years	538	1,048	1,586
55-64 years	604	1,838	2,442
65-74 years	426	2,504	2,930
75-84 years	195	1,152	1,347
85+ years	62	271	333
<b>Race</b>	2,838	8,145	10,983
White	2,021	6,048	8,069
Black	501	617	1,118
American Indian/Alaskan	6	38	44
Other	147	1,017	1,164
Unknown	163	425	588
<b>Other race</b> includes Asian, native Hawaiian/Pacific Islander, or other.			
<b>Ethnicity</b>	2,838	8,145	10,983
Hispanic	58	163	221
Non-Hispanic	1,444	6,510	7,954
Unknown	1,336	1,472	2,808
<b>Gender</b>	2,838	8,145	10,983
Female	1,043	4,561	5,604
Male	1,794	3,583	5,377
Unknown	1	1	2

## COVID-19 doses administered for the past 2 weeks

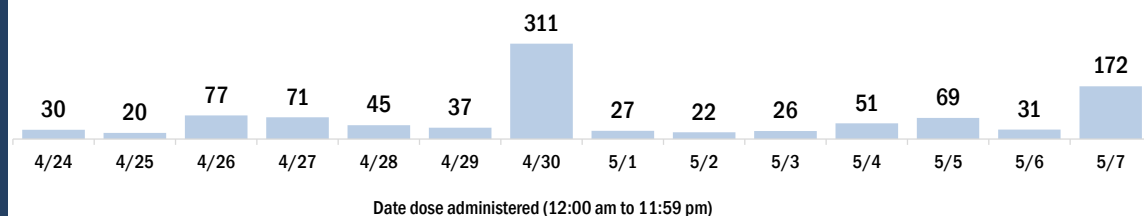


## Persons vaccinated for COVID-19 for the past 2 weeks

### Number of persons who received their first dose of a two-dose series of the COVID-19 vaccine



### Number of persons who completed the COVID-19 vaccine series



# COVID-19: Walton County vaccine summary

Vaccination data through May 7, 2021 as of May 8, 2021 at 12:05 AM

Data in this report are provisional and subject to change.

Data in this summary pertain to COVID-19 vaccines approved by the U.S. Food and Drug Administration and have been issued an Emergency Use Authorization (Janssen COVID-19 Vaccine, Moderna COVID-19 Vaccine and Pfizer-BioNTech COVID-19 Vaccine). These data summarize the number of people who have received either their first dose or have completed the series for a COVID-19 vaccine. **A person can only be counted in one category, first dose or series complete.** For persons receiving Moderna or Pfizer vaccines, once they receive their second dose, they are moved from the first dose column to the series completed column. **Because of this, the total first dose category may show a change from report to report not matching the total receiving their first dose from the previous day.** Persons receiving Johnson & Johnson vaccines will always be counted in the series completed column.

## COVID-19 doses for vaccinated persons in Florida

**Doses administered** 41,149

People receiving one dose of a 1-dose series (Johnson & Johnson) or receiving only one dose of a 2-dose series (Moderna, Pfizer) count once. Persons receiving both doses of a 2-dose series count twice.

## Current status of persons vaccinated for COVID-19 in Florida

**Total people vaccinated** 24,193

First dose 6,015

Series completed 18,178

Completed 1-dose series 1,222

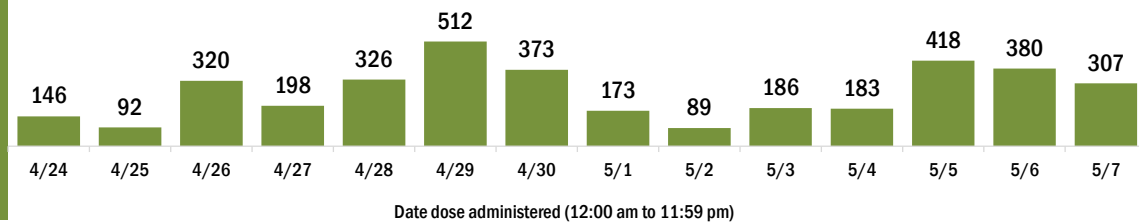
Completed 2-dose series 16,956

**First dose:** current number of people who have only received their first dose of the Moderna or Pfizer vaccine.

**Series complete:** current number of people who have received both Moderna or Pfizer vaccine doses or one Johnson & Johnson dose and are considered fully immunized.

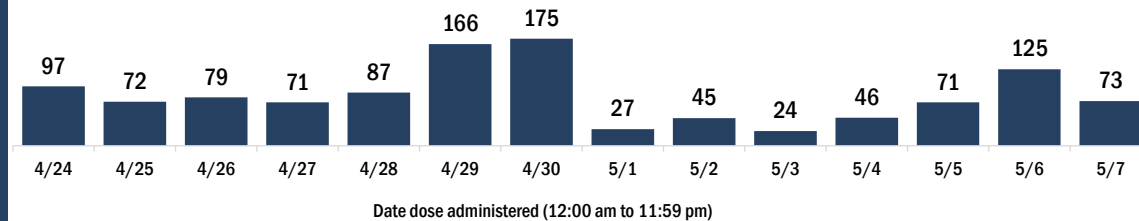
Demographic summary	First dose	Series complete	Total people vaccinated
<b>Age group</b>	<b>6,015</b>	<b>18,178</b>	<b>24,193</b>
16-24 years	427	402	829
25-34 years	594	706	1,300
35-44 years	801	1,376	2,177
45-54 years	1,004	2,025	3,029
55-64 years	1,356	4,314	5,670
65-74 years	1,178	6,084	7,262
75-84 years	524	2,567	3,091
85+ years	131	704	835
<b>Race</b>	<b>6,015</b>	<b>18,178</b>	<b>24,193</b>
White	4,300	13,657	17,957
Black	310	329	639
American Indian/Alaskan	18	73	91
Other	434	874	1,308
Unknown	953	3,245	4,198
<b>Other race</b> includes Asian, native Hawaiian/Pacific Islander, or other.			
<b>Ethnicity</b>	<b>6,015</b>	<b>18,178</b>	<b>24,193</b>
Hispanic	371	482	853
Non-Hispanic	3,929	11,935	15,864
Unknown	1,715	5,761	7,476
<b>Gender</b>	<b>6,015</b>	<b>18,178</b>	<b>24,193</b>
Female	2,947	9,918	12,865
Male	3,066	8,258	11,324
Unknown	2	2	4

## COVID-19 doses administered for the past 2 weeks

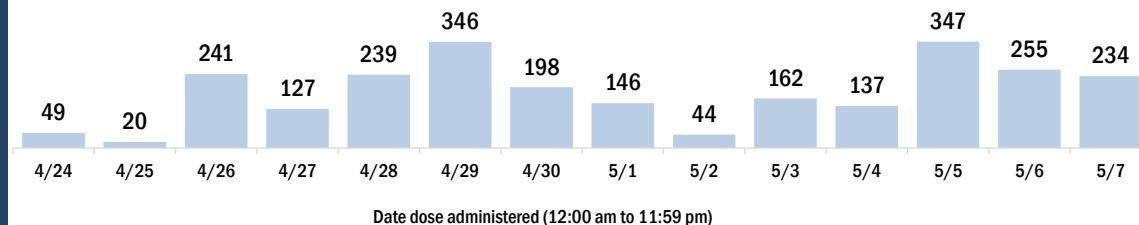


## Persons vaccinated for COVID-19 for the past 2 weeks

### Number of persons who received their first dose of a two-dose series of the COVID-19 vaccine



### Number of persons who completed the COVID-19 vaccine series





# COVID-19: Washington County vaccine summary

Vaccination data through May 7, 2021 as of May 8, 2021 at 12:05 AM

Data in this report are provisional and subject to change.

Data in this summary pertain to COVID-19 vaccines approved by the U.S. Food and Drug Administration and have been issued an Emergency Use Authorization (Janssen COVID-19 Vaccine, Moderna COVID-19 Vaccine and Pfizer-BioNTech COVID-19 Vaccine). These data summarize the number of people who have received either their first dose or have completed the series for a COVID-19 vaccine. **A person can only be counted in one category, first dose or series complete.** For persons receiving Moderna or Pfizer vaccines, once they receive their second dose, they are moved from the first dose column to the series completed column. **Because of this, the total first dose category may show a change from report to report not matching the total receiving their first dose from the previous day.** Persons receiving Johnson & Johnson vaccines will always be counted in the series completed column.

## COVID-19 doses for vaccinated persons in Florida

**Doses administered** 9,468

People receiving one dose of a 1-dose series (Johnson & Johnson) or receiving only one dose of a 2-dose series (Moderna, Pfizer) count once. Persons receiving both doses of a 2-dose series count twice.

## Current status of persons vaccinated for COVID-19 in Florida

**Total people vaccinated** 5,546

First dose 1,270

Series completed 4,276

Completed 1-dose series 354

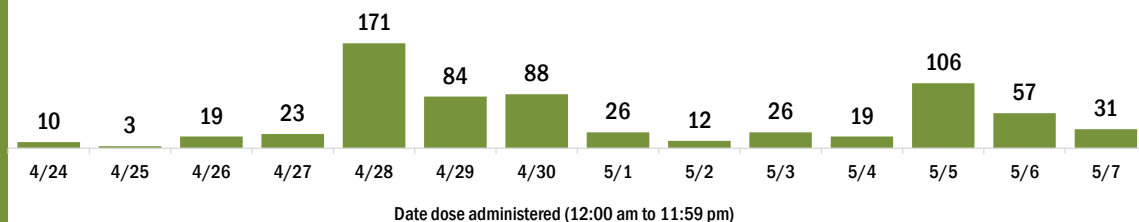
Completed 2-dose series 3,922

**First dose:** current number of people who have only received their first dose of the Moderna or Pfizer vaccine.

**Series complete:** current number of people who have received both Moderna or Pfizer vaccine doses or one Johnson & Johnson dose and are considered fully immunized.

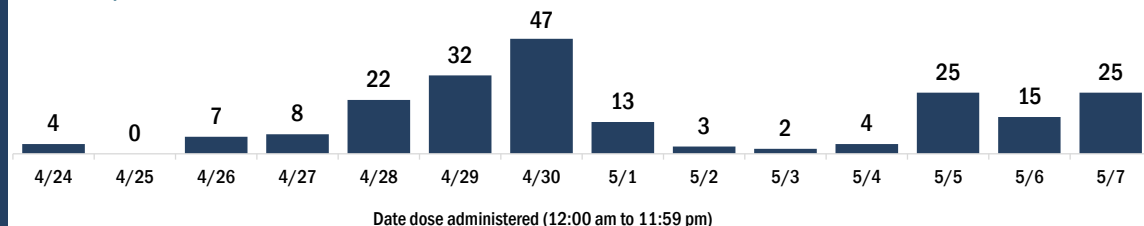
Demographic summary	First dose	Series complete	Total people vaccinated
<b>Age group</b>	1,270	4,276	5,546
16-24 years	70	61	131
25-34 years	158	142	300
35-44 years	230	239	469
45-54 years	255	462	717
55-64 years	320	1,017	1,337
65-74 years	141	1,351	1,492
75-84 years	63	756	819
85+ years	33	248	281
<b>Race</b>	1,270	4,276	5,546
White	653	3,341	3,994
Black	154	452	606
American Indian/Alaskan	9	58	67
Other	46	195	241
Unknown	408	230	638
<b>Other race</b> includes Asian, native Hawaiian/Pacific Islander, or other.			
<b>Ethnicity</b>	1,270	4,276	5,546
Hispanic	49	80	129
Non-Hispanic	1,008	3,470	4,478
Unknown	213	726	939
<b>Gender</b>	1,270	4,276	5,546
Female	398	2,363	2,761
Male	872	1,913	2,785
Unknown	0	0	0

## COVID-19 doses administered for the past 2 weeks



## Persons vaccinated for COVID-19 for the past 2 weeks

### Number of persons who received their first dose of a two-dose series of the COVID-19 vaccine



### Number of persons who completed the COVID-19 vaccine series

