

COVID-19: Florida vaccine summary

Vaccination data through May 6, 2021 as of May 7, 2021 at 12:05 AM

Data in this report are provisional and subject to change. Data are based on county of residence.

Data in this summary pertain to COVID-19 vaccines approved by the U.S. Food and Drug Administration and have been issued an Emergency Use Authorization (Janssen COVID-19 Vaccine, Moderna COVID-19 Vaccine and Pfizer-BioNTech COVID-19 Vaccine). These data summarize the number of people who have received either their first dose or have completed the series for a COVID-19 vaccine. **A person can only be counted in one category, first dose or series complete.** For persons receiving Moderna or Pfizer vaccines, once they receive their second dose, they are moved from the first dose column to the series completed column. **Because of this, the total first dose category may show a change from report to report not matching the total receiving their first dose from the previous day.** Persons receiving Johnson & Johnson vaccines will always be counted in the series completed column.

COVID-19 doses for vaccinated persons in Florida

Doses administered 15,326,390

People receiving one dose of a 1-dose series (Johnson & Johnson) or receiving only one dose of a 2-dose series (Moderna, Pfizer) count once. Persons receiving both doses of a 2-dose series count twice.

Current status of persons vaccinated for COVID-19 in Florida

Total people vaccinated 9,149,171

First dose 2,368,306

Series completed 6,780,865

Completed 1-dose series 603,646

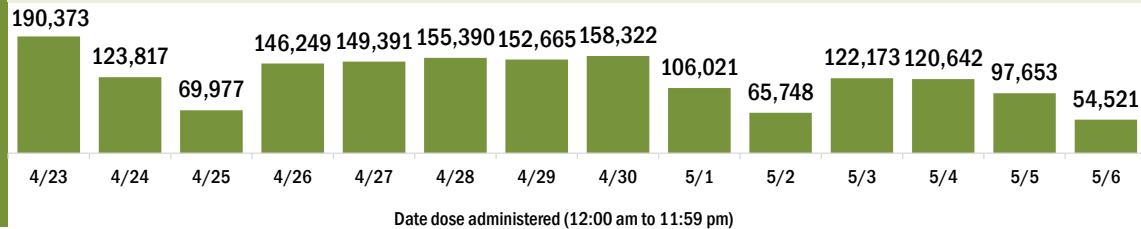
Completed 2-dose series 6,177,219

First dose: current number of people who have only received their first dose of the Moderna or Pfizer vaccine.

Series complete: current number of people who have received both Moderna or Pfizer vaccine doses or one Johnson & Johnson dose and are considered fully immunized.

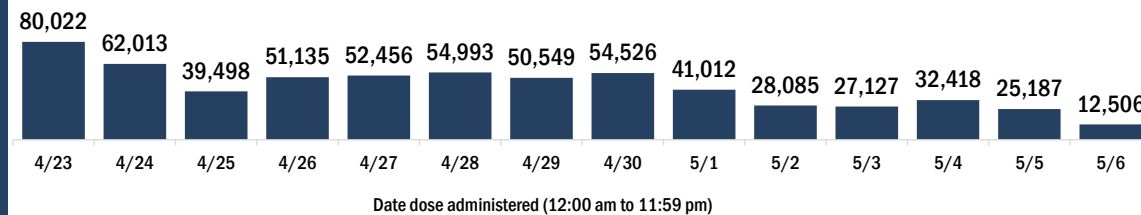
Demographic summary	First dose	Series complete	Total people vaccinated
Age group	2,368,306	6,780,865	9,149,171
16-24 years	280,225	269,426	549,651
25-34 years	329,138	449,138	778,276
35-44 years	359,023	635,731	994,754
45-54 years	376,770	913,909	1,290,679
55-64 years	412,292	1,398,776	1,811,068
65-74 years	338,013	1,769,881	2,107,894
75-84 years	193,172	1,010,013	1,203,185
85+ years	79,673	333,991	413,664
Race	2,368,306	6,780,865	9,149,171
White	1,463,510	4,643,856	6,107,366
Black	187,840	449,336	637,176
American Indian/Alaskan	10,664	23,010	33,674
Other	285,586	705,241	990,827
Unknown	420,706	959,422	1,380,128
Other race includes Asian, native Hawaiian/Pacific Islander, or other.			
Ethnicity	2,368,306	6,780,865	9,149,171
Hispanic	527,731	984,554	1,512,285
Non-Hispanic	1,006,630	3,630,617	4,637,247
Unknown	833,945	2,165,694	2,999,639
Gender	2,368,306	6,780,865	9,149,171
Female	1,232,095	3,785,466	5,017,561
Male	1,125,250	2,985,140	4,110,390
Unknown	10,961	10,259	21,220

COVID-19 doses administered for the past 2 weeks

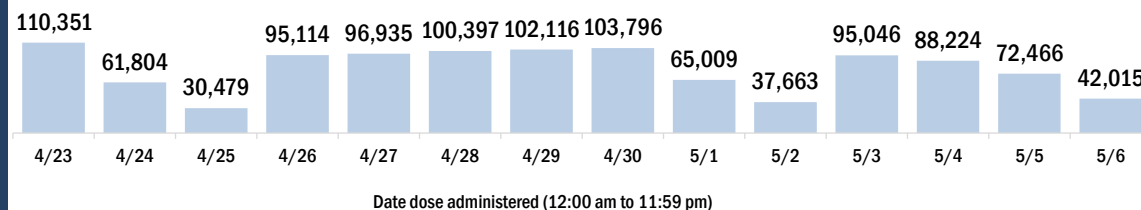


Persons vaccinated for COVID-19 for the past 2 weeks

Number of persons who received their first dose of the COVID-19 vaccine



Number of persons who received their second dose and completed the COVID-19 vaccine series



COVID-19: Alachua County vaccine summary

Vaccination data through May 6, 2021 as of May 7, 2021 at 12:05 AM

Data in this report are provisional and subject to change.

Data in this summary pertain to COVID-19 vaccines approved by the U.S. Food and Drug Administration and have been issued an Emergency Use Authorization (Janssen COVID-19 Vaccine, Moderna COVID-19 Vaccine and Pfizer-BioNTech COVID-19 Vaccine). These data summarize the number of people who have received either their first dose or have completed the series for a COVID-19 vaccine. **A person can only be counted in one category, first dose or series complete.** For persons receiving Moderna or Pfizer vaccines, once they receive their second dose, they are moved from the first dose column to the series completed column. **Because of this, the total first dose category may show a change from report to report not matching the total receiving their first dose from the previous day.** Persons receiving Johnson & Johnson vaccines will always be counted in the series completed column.

COVID-19 doses for vaccinated persons in Florida

Doses administered 203,630

People receiving one dose of a 1-dose series (Johnson & Johnson) or receiving only one dose of a 2-dose series (Moderna, Pfizer) count once. Persons receiving both doses of a 2-dose series count twice.

Current status of persons vaccinated for COVID-19 in Florida

Total people vaccinated 119,412

First dose 30,533

Series completed 88,879

Completed 1-dose series 4,661

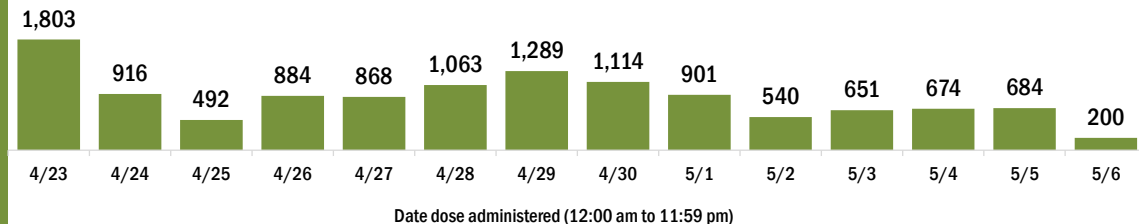
Completed 2-dose series 84,218

First dose: current number of people who have only received their first dose of the Moderna or Pfizer vaccine.

Series complete: current number of people who have received both Moderna or Pfizer vaccine doses or one Johnson & Johnson dose and are considered fully immunized.

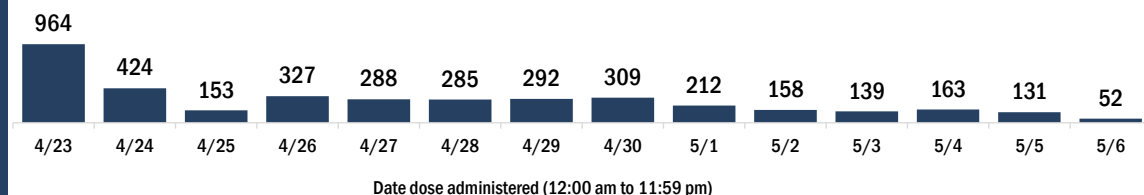
Demographic summary	First dose	Series complete	Total people vaccinated
Age group	30,533	88,879	119,412
16-24 years	10,915	8,537	19,452
25-34 years	6,266	12,883	19,149
35-44 years	4,318	10,636	14,954
45-54 years	3,194	10,898	14,092
55-64 years	3,105	15,041	18,146
65-74 years	1,606	18,428	20,034
75-84 years	749	9,132	9,881
85+ years	380	3,324	3,704
Race	30,533	88,879	119,412
White	19,217	62,118	81,335
Black	3,593	8,768	12,361
American Indian/Alaskan	117	287	404
Other	5,441	13,251	18,692
Unknown	2,165	4,455	6,620
Other race includes Asian, native Hawaiian/Pacific Islander, or other.			
Ethnicity	30,533	88,879	119,412
Hispanic	4,398	6,624	11,022
Non-Hispanic	19,393	60,192	79,585
Unknown	6,742	22,063	28,805
Gender	30,533	88,879	119,412
Female	15,798	51,433	67,231
Male	14,680	37,406	52,086
Unknown	55	40	95

COVID-19 doses administered for the past 2 weeks

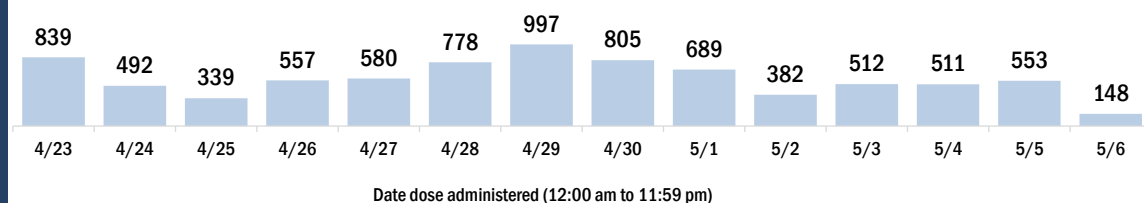


Persons vaccinated for COVID-19 for the past 2 weeks

Number of persons who received their first dose of a two-dose series of the COVID-19 vaccine



Number of persons who completed the COVID-19 vaccine series



COVID-19: Baker County vaccine summary

Vaccination data through May 6, 2021 as of May 7, 2021 at 12:05 AM

Data in this report are provisional and subject to change.

Data in this summary pertain to COVID-19 vaccines approved by the U.S. Food and Drug Administration and have been issued an Emergency Use Authorization (Janssen COVID-19 Vaccine, Moderna COVID-19 Vaccine and Pfizer-BioNTech COVID-19 Vaccine). These data summarize the number of people who have received either their first dose or have completed the series for a COVID-19 vaccine. **A person can only be counted in one category, first dose or series complete.** For persons receiving Moderna or Pfizer vaccines, once they receive their second dose, they are moved from the first dose column to the series completed column. **Because of this, the total first dose category may show a change from report to report not matching the total receiving their first dose from the previous day.** Persons receiving Johnson & Johnson vaccines will always be counted in the series completed column.

COVID-19 doses for vaccinated persons in Florida

Doses administered 10,065

People receiving one dose of a 1-dose series (Johnson & Johnson) or receiving only one dose of a 2-dose series (Moderna, Pfizer) count once. Persons receiving both doses of a 2-dose series count twice.

Current status of persons vaccinated for COVID-19 in Florida

Total people vaccinated 6,015

First dose 1,808

Series completed 4,207

Completed 1-dose series 157

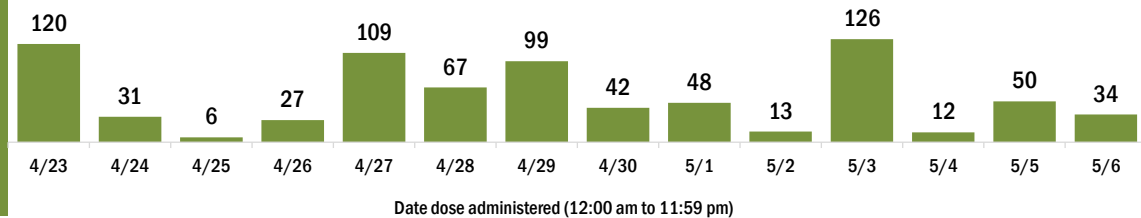
Completed 2-dose series 4,050

First dose: current number of people who have only received their first dose of the Moderna or Pfizer vaccine.

Series complete: current number of people who have received both Moderna or Pfizer vaccine doses or one Johnson & Johnson dose and are considered fully immunized.

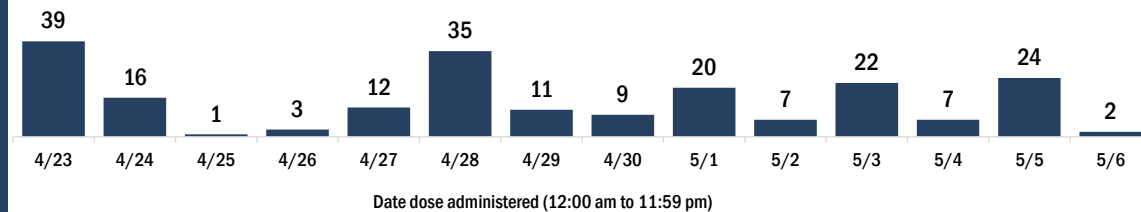
Demographic summary	First dose	Series complete	Total people vaccinated
Age group	1,808	4,207	6,015
16-24 years	102	97	199
25-34 years	266	180	446
35-44 years	372	297	669
45-54 years	414	497	911
55-64 years	391	951	1,342
65-74 years	162	1,308	1,470
75-84 years	72	685	757
85+ years	29	192	221
Race	1,808	4,207	6,015
White	1,129	3,365	4,494
Black	514	380	894
American Indian/Alaskan	4	21	25
Other	115	229	344
Unknown	46	212	258
Other race includes Asian, native Hawaiian/Pacific Islander, or other.			
Ethnicity	1,808	4,207	6,015
Hispanic	48	92	140
Non-Hispanic	935	3,104	4,039
Unknown	825	1,011	1,836
Gender	1,808	4,207	6,015
Female	563	2,331	2,894
Male	1,244	1,875	3,119
Unknown	1	1	2

COVID-19 doses administered for the past 2 weeks

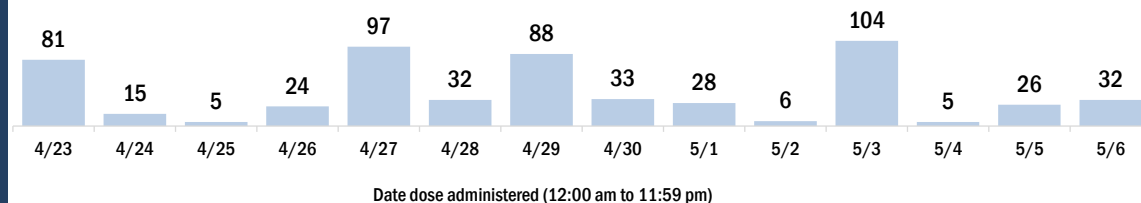


Persons vaccinated for COVID-19 for the past 2 weeks

Number of persons who received their first dose of a two-dose series of the COVID-19 vaccine



Number of persons who completed the COVID-19 vaccine series



COVID-19: Bay County vaccine summary

Vaccination data through May 6, 2021 as of May 7, 2021 at 12:05 AM

Data in this report are provisional and subject to change.

Data in this summary pertain to COVID-19 vaccines approved by the U.S. Food and Drug Administration and have been issued an Emergency Use Authorization (Janssen COVID-19 Vaccine, Moderna COVID-19 Vaccine and Pfizer-BioNTech COVID-19 Vaccine). These data summarize the number of people who have received either their first dose or have completed the series for a COVID-19 vaccine. **A person can only be counted in one category, first dose or series complete.** For persons receiving Moderna or Pfizer vaccines, once they receive their second dose, they are moved from the first dose column to the series completed column. **Because of this, the total first dose category may show a change from report to report not matching the total receiving their first dose from the previous day.** Persons receiving Johnson & Johnson vaccines will always be counted in the series completed column.

COVID-19 doses for vaccinated persons in Florida

Doses administered 87,467

People receiving one dose of a 1-dose series (Johnson & Johnson) or receiving only one dose of a 2-dose series (Moderna, Pfizer) count once. Persons receiving both doses of a 2-dose series count twice.

Current status of persons vaccinated for COVID-19 in Florida

Total people vaccinated 52,234

First dose 11,639

Series completed 40,595

Completed 1-dose series 5,362

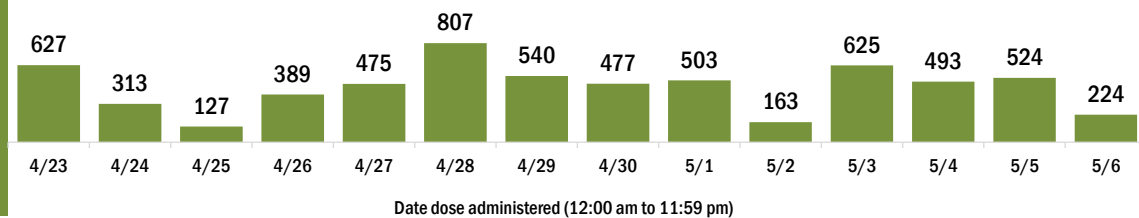
Completed 2-dose series 35,233

First dose: current number of people who have only received their first dose of the Moderna or Pfizer vaccine.

Series complete: current number of people who have received both Moderna or Pfizer vaccine doses or one Johnson & Johnson dose and are considered fully immunized.

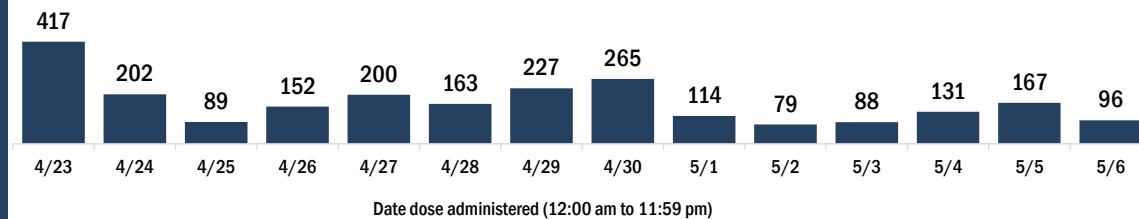
Demographic summary	First dose	Series complete	Total people vaccinated
Age group	11,639	40,595	52,234
16-24 years	1,271	1,059	2,330
25-34 years	1,534	1,952	3,486
35-44 years	1,743	3,337	5,080
45-54 years	1,969	4,944	6,913
55-64 years	2,595	9,397	11,992
65-74 years	1,525	12,073	13,598
75-84 years	730	5,985	6,715
85+ years	272	1,848	2,120
Race	11,639	40,595	52,234
White	7,246	28,674	35,920
Black	877	2,579	3,456
American Indian/Alaskan	67	188	255
Other	1,478	3,174	4,652
Unknown	1,971	5,980	7,951
Other race includes Asian, native Hawaiian/Pacific Islander, or other.			
Ethnicity	11,639	40,595	52,234
Hispanic	986	1,609	2,595
Non-Hispanic	6,650	24,910	31,560
Unknown	4,003	14,076	18,079
Gender	11,639	40,595	52,234
Female	6,336	22,541	28,877
Male	5,299	18,047	23,346
Unknown	4	7	11

COVID-19 doses administered for the past 2 weeks

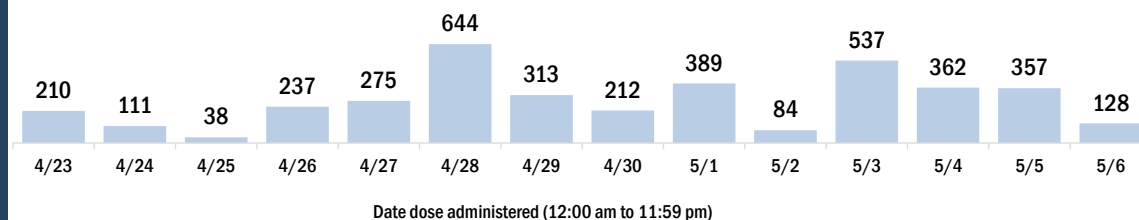


Persons vaccinated for COVID-19 for the past 2 weeks

Number of persons who received their first dose of a two-dose series of the COVID-19 vaccine



Number of persons who completed the COVID-19 vaccine series



COVID-19: Bradford County vaccine summary

Vaccination data through May 6, 2021 as of May 7, 2021 at 12:05 AM

Data in this report are provisional and subject to change.

Data in this summary pertain to COVID-19 vaccines approved by the U.S. Food and Drug Administration and have been issued an Emergency Use Authorization (Janssen COVID-19 Vaccine, Moderna COVID-19 Vaccine and Pfizer-BioNTech COVID-19 Vaccine). These data summarize the number of people who have received either their first dose or have completed the series for a COVID-19 vaccine. **A person can only be counted in one category, first dose or series complete.** For persons receiving Moderna or Pfizer vaccines, once they receive their second dose, they are moved from the first dose column to the series completed column. **Because of this, the total first dose category may show a change from report to report not matching the total receiving their first dose from the previous day.** Persons receiving Johnson & Johnson vaccines will always be counted in the series completed column.

COVID-19 doses for vaccinated persons in Florida

Doses administered 10,834

People receiving one dose of a 1-dose series (Johnson & Johnson) or receiving only one dose of a 2-dose series (Moderna, Pfizer) count once. Persons receiving both doses of a 2-dose series count twice.

Current status of persons vaccinated for COVID-19 in Florida

Total people vaccinated 6,721

First dose 2,254

Series completed 4,467

Completed 1-dose series 354

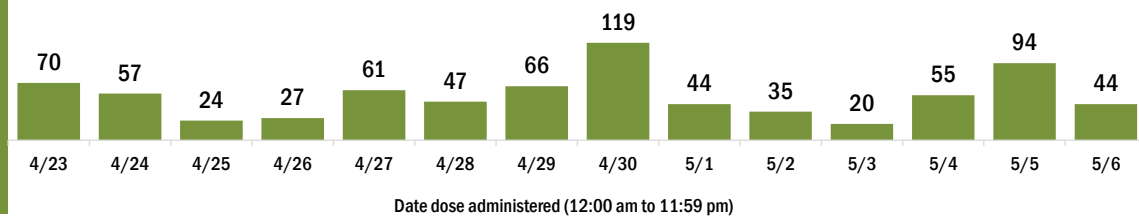
Completed 2-dose series 4,113

First dose: current number of people who have only received their first dose of the Moderna or Pfizer vaccine.

Series complete: current number of people who have received both Moderna or Pfizer vaccine doses or one Johnson & Johnson dose and are considered fully immunized.

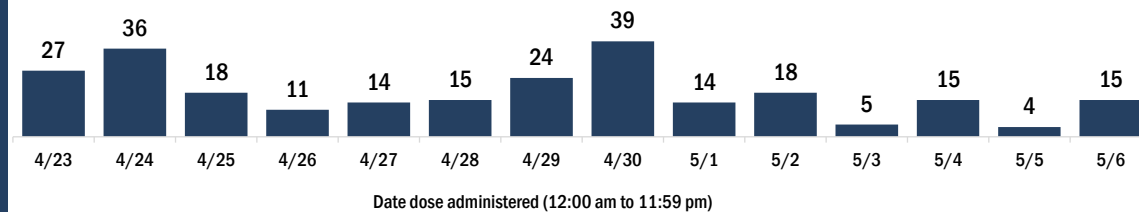
Demographic summary	First dose	Series complete	Total people vaccinated
Age group	2,254	4,467	6,721
16-24 years	139	77	216
25-34 years	347	170	517
35-44 years	530	230	760
45-54 years	497	444	941
55-64 years	481	995	1,476
65-74 years	169	1,459	1,628
75-84 years	66	831	897
85+ years	25	261	286
Race	2,254	4,467	6,721
White	1,257	3,369	4,626
Black	759	568	1,327
American Indian/Alaskan	4	31	35
Other	161	353	514
Unknown	73	146	219
Other race includes Asian, native Hawaiian/Pacific Islander, or other.			
Ethnicity	2,254	4,467	6,721
Hispanic	145	72	217
Non-Hispanic	1,411	3,866	5,277
Unknown	698	529	1,227
Gender	2,254	4,467	6,721
Female	494	2,601	3,095
Male	1,759	1,866	3,625
Unknown	1	0	1

COVID-19 doses administered for the past 2 weeks

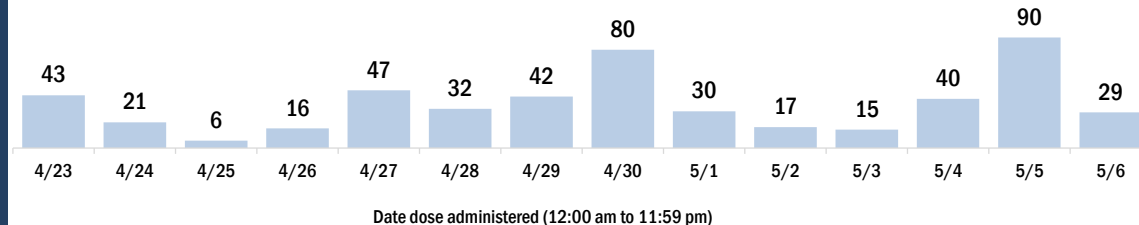


Persons vaccinated for COVID-19 for the past 2 weeks

Number of persons who received their first dose of a two-dose series of the COVID-19 vaccine



Number of persons who completed the COVID-19 vaccine series



COVID-19: Brevard County vaccine summary

Vaccination data through May 6, 2021 as of May 7, 2021 at 12:05 AM

Data in this report are provisional and subject to change.

Data in this summary pertain to COVID-19 vaccines approved by the U.S. Food and Drug Administration and have been issued an Emergency Use Authorization (Janssen COVID-19 Vaccine, Moderna COVID-19 Vaccine and Pfizer-BioNTech COVID-19 Vaccine). These data summarize the number of people who have received either their first dose or have completed the series for a COVID-19 vaccine. **A person can only be counted in one category, first dose or series complete.** For persons receiving Moderna or Pfizer vaccines, once they receive their second dose, they are moved from the first dose column to the series completed column. **Because of this, the total first dose category may show a change from report to report not matching the total receiving their first dose from the previous day.** Persons receiving Johnson & Johnson vaccines will always be counted in the series completed column.

COVID-19 doses for vaccinated persons in Florida

Doses administered 419,404

People receiving one dose of a 1-dose series (Johnson & Johnson) or receiving only one dose of a 2-dose series (Moderna, Pfizer) count once. Persons receiving both doses of a 2-dose series count twice.

Current status of persons vaccinated for COVID-19 in Florida

Total people vaccinated 250,448

First dose 63,815

Series completed 186,633

Completed 1-dose series 17,677

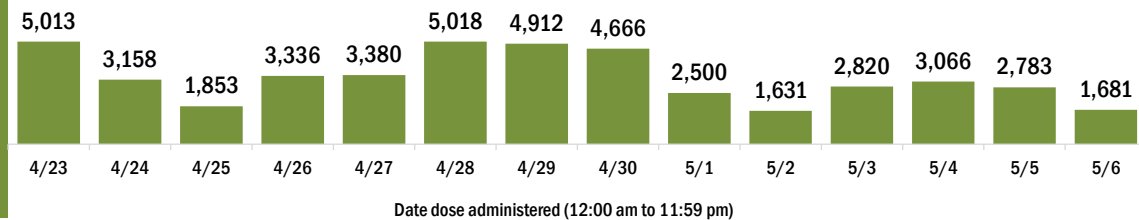
Completed 2-dose series 168,956

First dose: current number of people who have only received their first dose of the Moderna or Pfizer vaccine.

Series complete: current number of people who have received both Moderna or Pfizer vaccine doses or one Johnson & Johnson dose and are considered fully immunized.

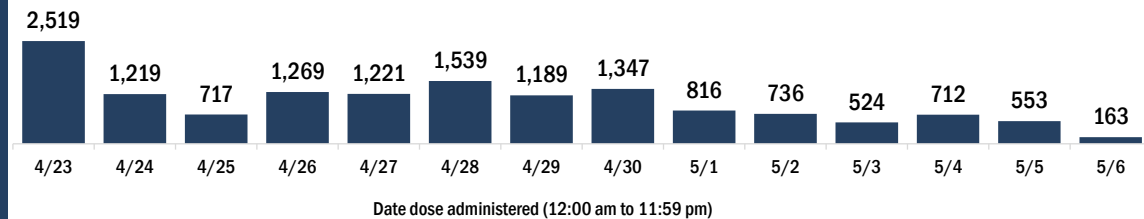
Demographic summary	First dose	Series complete	Total people vaccinated
Age group	63,815	186,633	250,448
16-24 years	7,302	5,380	12,682
25-34 years	8,571	8,797	17,368
35-44 years	8,797	13,119	21,916
45-54 years	9,319	20,953	30,272
55-64 years	13,136	43,384	56,520
65-74 years	9,152	53,541	62,693
75-84 years	5,202	30,399	35,601
85+ years	2,336	11,060	13,396
Race	63,815	186,633	250,448
White	41,877	127,006	168,883
Black	4,806	9,556	14,362
American Indian/Alaskan	374	805	1,179
Other	6,291	16,736	23,027
Unknown	10,467	32,530	42,997
Other race includes Asian, native Hawaiian/Pacific Islander, or other.			
Ethnicity	63,815	186,633	250,448
Hispanic	5,863	9,483	15,346
Non-Hispanic	37,048	105,110	142,158
Unknown	20,904	72,040	92,944
Gender	63,815	186,633	250,448
Female	33,585	106,361	139,946
Male	30,109	80,056	110,165
Unknown	121	216	337

COVID-19 doses administered for the past 2 weeks

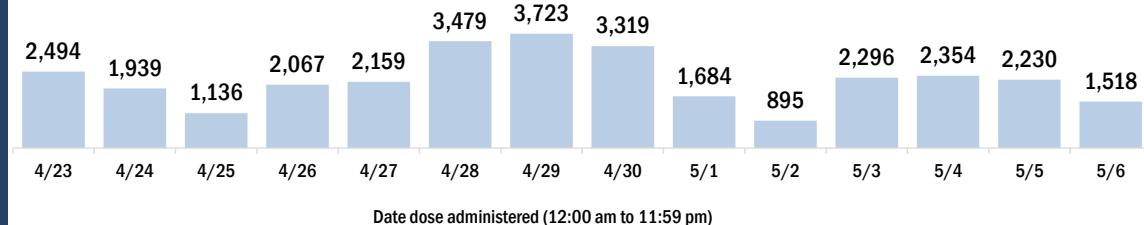


Persons vaccinated for COVID-19 for the past 2 weeks

Number of persons who received their first dose of a two-dose series of the COVID-19 vaccine



Number of persons who completed the COVID-19 vaccine series



COVID-19: Broward County vaccine summary

Vaccination data through May 6, 2021 as of May 7, 2021 at 12:05 AM

Data in this report are provisional and subject to change.

Data in this summary pertain to COVID-19 vaccines approved by the U.S. Food and Drug Administration and have been issued an Emergency Use Authorization (Janssen COVID-19 Vaccine, Moderna COVID-19 Vaccine and Pfizer-BioNTech COVID-19 Vaccine). These data summarize the number of people who have received either their first dose or have completed the series for a COVID-19 vaccine. **A person can only be counted in one category, first dose or series complete.** For persons receiving Moderna or Pfizer vaccines, once they receive their second dose, they are moved from the first dose column to the series completed column. **Because of this, the total first dose category may show a change from report to report not matching the total receiving their first dose from the previous day.** Persons receiving Johnson & Johnson vaccines will always be counted in the series completed column.

COVID-19 doses for vaccinated persons in Florida

Doses administered 1,428,979

People receiving one dose of a 1-dose series (Johnson & Johnson) or receiving only one dose of a 2-dose series (Moderna, Pfizer) count once. Persons receiving both doses of a 2-dose series count twice.

Current status of persons vaccinated for COVID-19 in Florida

Total people vaccinated 857,419

First dose 236,450

Series completed 620,969

Completed 1-dose series 49,409

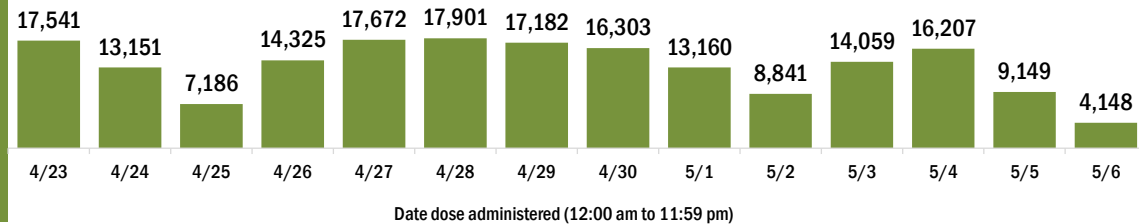
Completed 2-dose series 571,560

First dose: current number of people who have only received their first dose of the Moderna or Pfizer vaccine.

Series complete: current number of people who have received both Moderna or Pfizer vaccine doses or one Johnson & Johnson dose and are considered fully immunized.

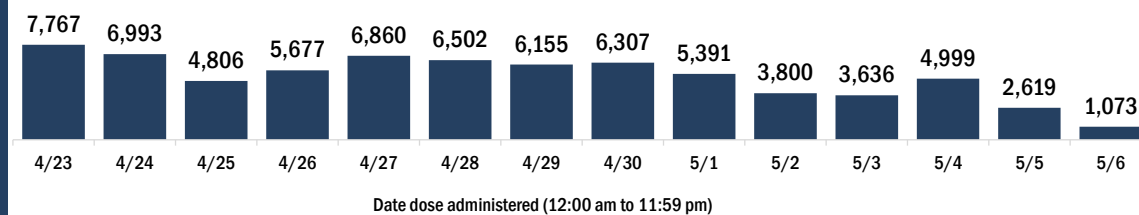
Demographic summary	First dose	Series complete	Total people vaccinated
Age group	236,450	620,969	857,419
16-24 years	28,666	28,759	57,425
25-34 years	32,449	45,880	78,329
35-44 years	39,120	72,061	111,181
45-54 years	42,324	106,448	148,772
55-64 years	41,395	141,660	183,055
65-74 years	29,782	133,615	163,397
75-84 years	15,490	67,777	83,267
85+ years	7,224	24,769	31,993
Race	236,450	620,969	857,419
White	129,081	386,134	515,215
Black	31,850	75,314	107,164
American Indian/Alaskan	1,076	2,492	3,568
Other	29,639	72,874	102,513
Unknown	44,804	84,155	128,959
Other race includes Asian, native Hawaiian/Pacific Islander, or other.			
Ethnicity	236,450	620,969	857,419
Hispanic	67,799	141,325	209,124
Non-Hispanic	88,888	305,842	394,730
Unknown	79,763	173,802	253,565
Gender	236,450	620,969	857,419
Female	123,278	337,968	461,246
Male	112,398	281,858	394,256
Unknown	774	1,143	1,917

COVID-19 doses administered for the past 2 weeks

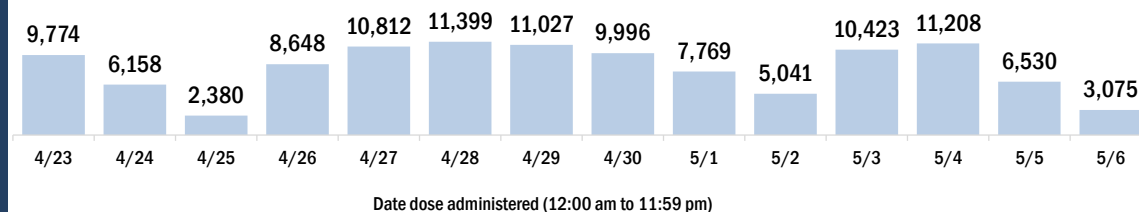


Persons vaccinated for COVID-19 for the past 2 weeks

Number of persons who received their first dose of a two-dose series of the COVID-19 vaccine



Number of persons who completed the COVID-19 vaccine series



COVID-19: Calhoun County vaccine summary

Vaccination data through May 6, 2021 as of May 7, 2021 at 12:05 AM

Data in this report are provisional and subject to change.

Data in this summary pertain to COVID-19 vaccines approved by the U.S. Food and Drug Administration and have been issued an Emergency Use Authorization (Janssen COVID-19 Vaccine, Moderna COVID-19 Vaccine and Pfizer-BioNTech COVID-19 Vaccine). These data summarize the number of people who have received either their first dose or have completed the series for a COVID-19 vaccine. **A person can only be counted in one category, first dose or series complete.** For persons receiving Moderna or Pfizer vaccines, once they receive their second dose, they are moved from the first dose column to the series completed column. **Because of this, the total first dose category may show a change from report to report not matching the total receiving their first dose from the previous day.** Persons receiving Johnson & Johnson vaccines will always be counted in the series completed column.

COVID-19 doses for vaccinated persons in Florida

Doses administered 5,445

People receiving one dose of a 1-dose series (Johnson & Johnson) or receiving only one dose of a 2-dose series (Moderna, Pfizer) count once. Persons receiving both doses of a 2-dose series count twice.

Current status of persons vaccinated for COVID-19 in Florida

Total people vaccinated 3,209

First dose 801

Series completed 2,408

Completed 1-dose series 172

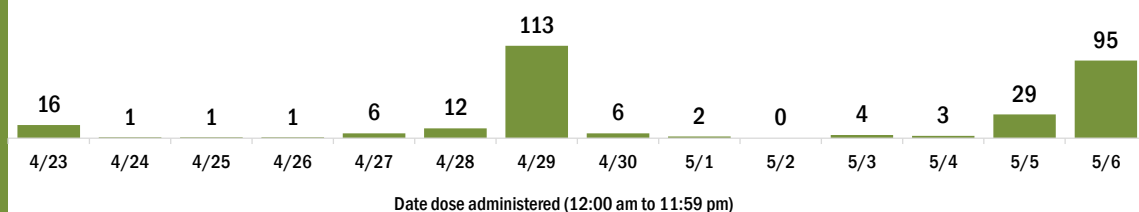
Completed 2-dose series 2,236

First dose: current number of people who have only received their first dose of the Moderna or Pfizer vaccine.

Series complete: current number of people who have received both Moderna or Pfizer vaccine doses or one Johnson & Johnson dose and are considered fully immunized.

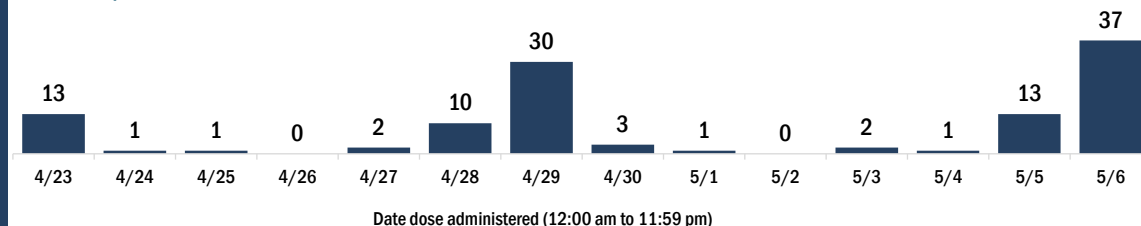
Demographic summary	First dose	Series complete	Total people vaccinated
Age group	801	2,408	3,209
16-24 years	48	34	82
25-34 years	100	71	171
35-44 years	162	128	290
45-54 years	181	238	419
55-64 years	155	480	635
65-74 years	88	806	894
75-84 years	48	469	517
85+ years	19	182	201
Race	801	2,408	3,209
White	496	1,691	2,187
Black	193	162	355
American Indian/Alaskan	3	16	19
Other	63	331	394
Unknown	46	208	254
Other race includes Asian, native Hawaiian/Pacific Islander, or other.			
Ethnicity	801	2,408	3,209
Hispanic	10	46	56
Non-Hispanic	206	1,337	1,543
Unknown	585	1,025	1,610
Gender	801	2,408	3,209
Female	202	1,340	1,542
Male	599	1,067	1,666
Unknown	0	1	1

COVID-19 doses administered for the past 2 weeks

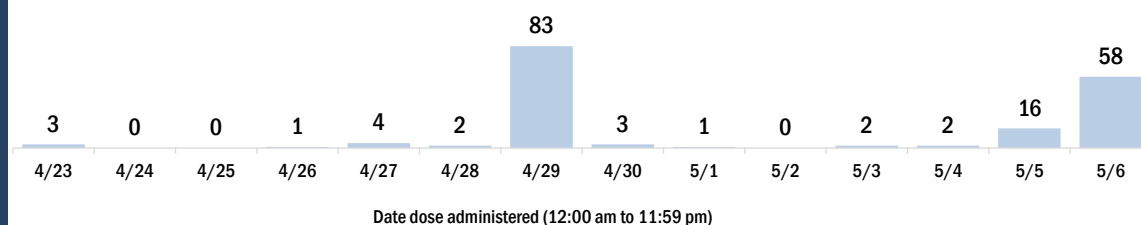


Persons vaccinated for COVID-19 for the past 2 weeks

Number of persons who received their first dose of a two-dose series of the COVID-19 vaccine



Number of persons who completed the COVID-19 vaccine series



COVID-19: Charlotte County vaccine summary

Vaccination data through May 6, 2021 as of May 7, 2021 at 12:05 AM

Data in this report are provisional and subject to change.

Data in this summary pertain to COVID-19 vaccines approved by the U.S. Food and Drug Administration and have been issued an Emergency Use Authorization (Janssen COVID-19 Vaccine, Moderna COVID-19 Vaccine and Pfizer-BioNTech COVID-19 Vaccine). These data summarize the number of people who have received either their first dose or have completed the series for a COVID-19 vaccine. **A person can only be counted in one category, first dose or series complete.** For persons receiving Moderna or Pfizer vaccines, once they receive their second dose, they are moved from the first dose column to the series completed column. **Because of this, the total first dose category may show a change from report to report not matching the total receiving their first dose from the previous day.** Persons receiving Johnson & Johnson vaccines will always be counted in the series completed column.

COVID-19 doses for vaccinated persons in Florida

Doses administered 179,080

People receiving one dose of a 1-dose series (Johnson & Johnson) or receiving only one dose of a 2-dose series (Moderna, Pfizer) count once. Persons receiving both doses of a 2-dose series count twice.

Current status of persons vaccinated for COVID-19 in Florida

Total people vaccinated 105,348

First dose 25,887

Series completed 79,461

Completed 1-dose series 5,729

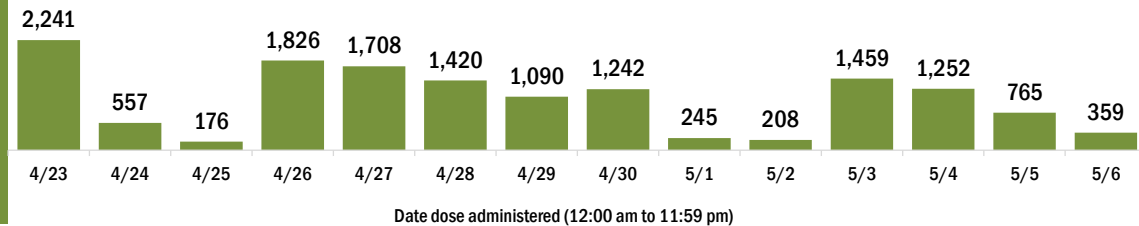
Completed 2-dose series 73,732

First dose: current number of people who have only received their first dose of the Moderna or Pfizer vaccine.

Series complete: current number of people who have received both Moderna or Pfizer vaccine doses or one Johnson & Johnson dose and are considered fully immunized.

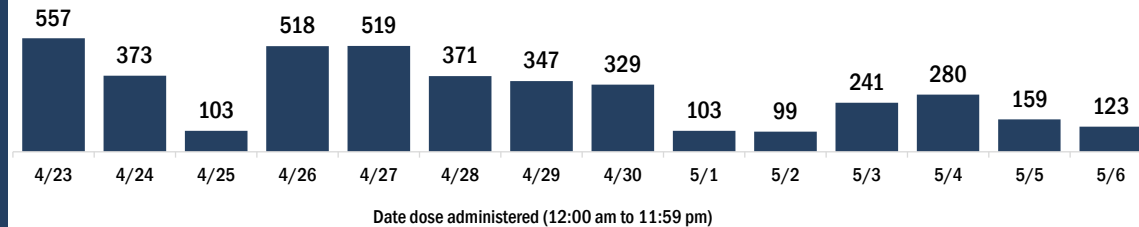
Demographic summary	First dose	Series complete	Total people vaccinated
Age group	25,887	79,461	105,348
16-24 years	1,257	822	2,079
25-34 years	1,302	1,468	2,770
35-44 years	1,683	2,275	3,958
45-54 years	2,663	5,032	7,695
55-64 years	5,862	15,076	20,938
65-74 years	7,020	30,917	37,937
75-84 years	4,562	18,533	23,095
85+ years	1,538	5,338	6,876
Race	25,887	79,461	105,348
White	19,352	61,014	80,366
Black	913	1,478	2,391
American Indian/Alaskan	149	320	469
Other	1,852	5,136	6,988
Unknown	3,621	11,513	15,134
Other race includes Asian, native Hawaiian/Pacific Islander, or other.			
Ethnicity	25,887	79,461	105,348
Hispanic	1,232	2,078	3,310
Non-Hispanic	15,123	48,732	63,855
Unknown	9,532	28,651	38,183
Gender	25,887	79,461	105,348
Female	13,459	44,148	57,607
Male	12,396	35,285	47,681
Unknown	32	28	60

COVID-19 doses administered for the past 2 weeks

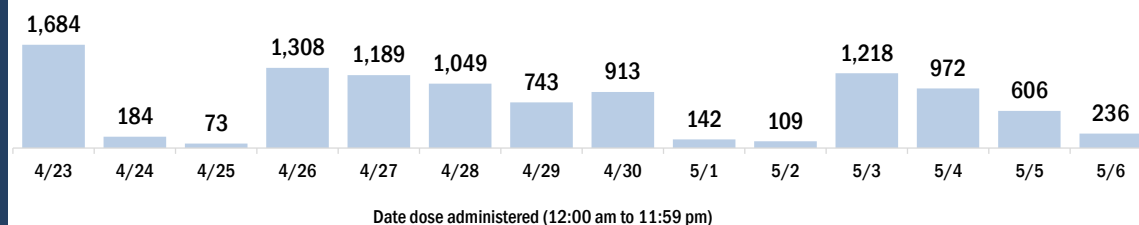


Persons vaccinated for COVID-19 for the past 2 weeks

Number of persons who received their first dose of a two-dose series of the COVID-19 vaccine



Number of persons who completed the COVID-19 vaccine series



COVID-19: Citrus County vaccine summary

Vaccination data through May 6, 2021 as of May 7, 2021 at 12:05 AM

Data in this report are provisional and subject to change.

Data in this summary pertain to COVID-19 vaccines approved by the U.S. Food and Drug Administration and have been issued an Emergency Use Authorization (Janssen COVID-19 Vaccine, Moderna COVID-19 Vaccine and Pfizer-BioNTech COVID-19 Vaccine). These data summarize the number of people who have received either their first dose or have completed the series for a COVID-19 vaccine. **A person can only be counted in one category, first dose or series complete.** For persons receiving Moderna or Pfizer vaccines, once they receive their second dose, they are moved from the first dose column to the series completed column. **Because of this, the total first dose category may show a change from report to report not matching the total receiving their first dose from the previous day.** Persons receiving Johnson & Johnson vaccines will always be counted in the series completed column.

COVID-19 doses for vaccinated persons in Florida

Doses administered 108,834

People receiving one dose of a 1-dose series (Johnson & Johnson) or receiving only one dose of a 2-dose series (Moderna, Pfizer) count once. Persons receiving both doses of a 2-dose series count twice.

Current status of persons vaccinated for COVID-19 in Florida

Total people vaccinated 61,128

First dose 11,646

Series completed 49,482

Completed 1-dose series 1,776

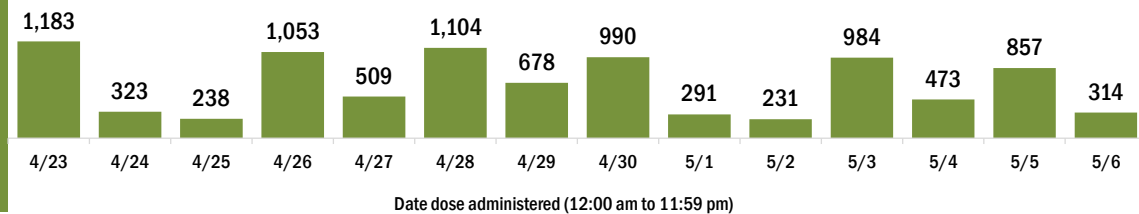
Completed 2-dose series 47,706

First dose: current number of people who have only received their first dose of the Moderna or Pfizer vaccine.

Series complete: current number of people who have received both Moderna or Pfizer vaccine doses or one Johnson & Johnson dose and are considered fully immunized.

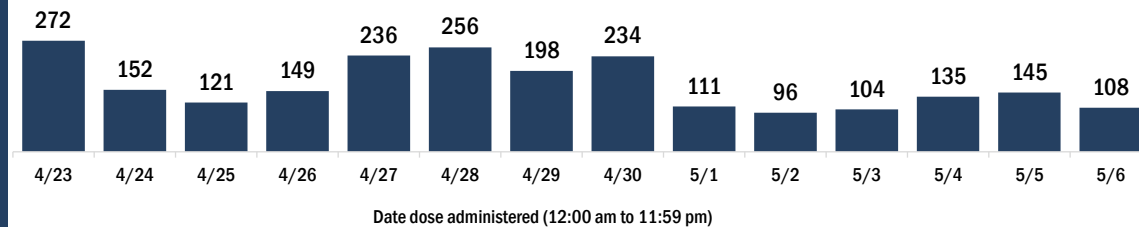
Demographic summary	First dose	Series complete	Total people vaccinated
Age group	11,646	49,482	61,128
16-24 years	799	569	1,368
25-34 years	850	949	1,799
35-44 years	954	1,485	2,439
45-54 years	1,427	3,168	4,595
55-64 years	2,510	8,734	11,244
65-74 years	2,772	18,558	21,330
75-84 years	1,753	12,397	14,150
85+ years	581	3,622	4,203
Race	11,646	49,482	61,128
White	8,774	37,443	46,217
Black	254	723	977
American Indian/Alaskan	62	270	332
Other	852	3,233	4,085
Unknown	1,704	7,813	9,517
Other race includes Asian, native Hawaiian/Pacific Islander, or other.			
Ethnicity	11,646	49,482	61,128
Hispanic	620	1,506	2,126
Non-Hispanic	7,258	29,587	36,845
Unknown	3,768	18,389	22,157
Gender	11,646	49,482	61,128
Female	6,382	28,126	34,508
Male	5,241	21,343	26,584
Unknown	23	13	36

COVID-19 doses administered for the past 2 weeks

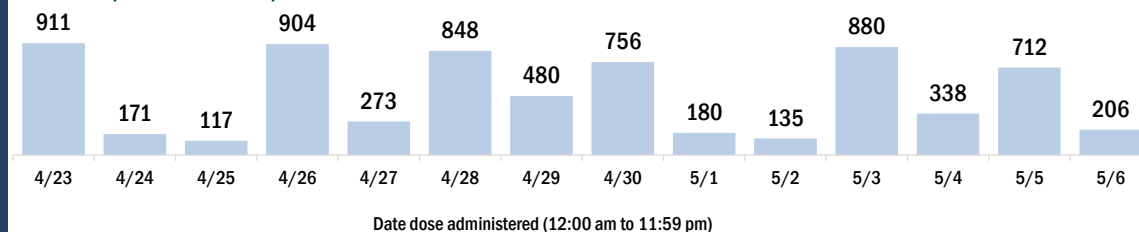


Persons vaccinated for COVID-19 for the past 2 weeks

Number of persons who received their first dose of a two-dose series of the COVID-19 vaccine



Number of persons who completed the COVID-19 vaccine series



COVID-19: Clay County vaccine summary

Vaccination data through May 6, 2021 as of May 7, 2021 at 12:05 AM

Data in this report are provisional and subject to change.

Data in this summary pertain to COVID-19 vaccines approved by the U.S. Food and Drug Administration and have been issued an Emergency Use Authorization (Janssen COVID-19 Vaccine, Moderna COVID-19 Vaccine and Pfizer-BioNTech COVID-19 Vaccine). These data summarize the number of people who have received either their first dose or have completed the series for a COVID-19 vaccine. **A person can only be counted in one category, first dose or series complete.** For persons receiving Moderna or Pfizer vaccines, once they receive their second dose, they are moved from the first dose column to the series completed column. **Because of this, the total first dose category may show a change from report to report not matching the total receiving their first dose from the previous day.** Persons receiving Johnson & Johnson vaccines will always be counted in the series completed column.

COVID-19 doses for vaccinated persons in Florida

Doses administered 113,199

People receiving one dose of a 1-dose series (Johnson & Johnson) or receiving only one dose of a 2-dose series (Moderna, Pfizer) count once. Persons receiving both doses of a 2-dose series count twice.

Current status of persons vaccinated for COVID-19 in Florida

Total people vaccinated 64,466

First dose 12,357

Series completed 52,109

Completed 1-dose series 3,376

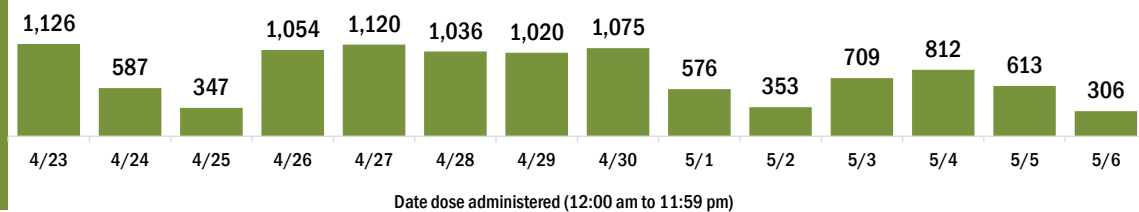
Completed 2-dose series 48,733

First dose: current number of people who have only received their first dose of the Moderna or Pfizer vaccine.

Series complete: current number of people who have received both Moderna or Pfizer vaccine doses or one Johnson & Johnson dose and are considered fully immunized.

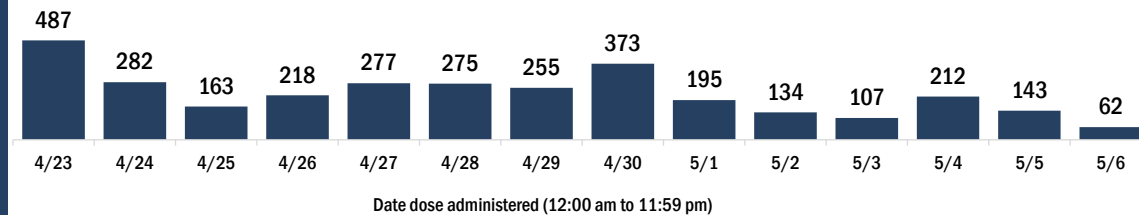
Demographic summary	First dose	Series complete	Total people vaccinated
Age group	12,357	52,109	64,466
16-24 years	1,749	2,237	3,986
25-34 years	1,629	2,843	4,472
35-44 years	2,002	4,861	6,863
45-54 years	2,112	7,491	9,603
55-64 years	2,417	11,481	13,898
65-74 years	1,300	14,100	15,400
75-84 years	806	7,009	7,815
85+ years	342	2,087	2,429
Race	12,357	52,109	64,466
White	7,009	36,985	43,994
Black	1,111	3,650	4,761
American Indian/Alaskan	54	243	297
Other	1,707	5,081	6,788
Unknown	2,476	6,150	8,626
Other race includes Asian, native Hawaiian/Pacific Islander, or other.			
Ethnicity	12,357	52,109	64,466
Hispanic	1,035	2,783	3,818
Non-Hispanic	6,802	37,614	44,416
Unknown	4,520	11,712	16,232
Gender	12,357	52,109	64,466
Female	6,700	29,867	36,567
Male	5,491	22,237	27,728
Unknown	166	5	171

COVID-19 doses administered for the past 2 weeks

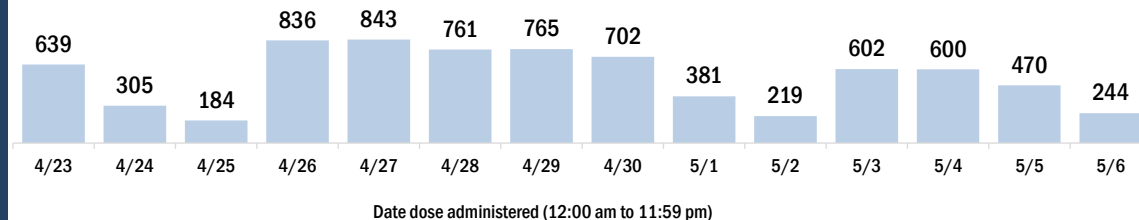


Persons vaccinated for COVID-19 for the past 2 weeks

Number of persons who received their first dose of a two-dose series of the COVID-19 vaccine



Number of persons who completed the COVID-19 vaccine series



COVID-19: Collier County vaccine summary

Vaccination data through May 6, 2021 as of May 7, 2021 at 12:05 AM

Data in this report are provisional and subject to change.

Data in this summary pertain to COVID-19 vaccines approved by the U.S. Food and Drug Administration and have been issued an Emergency Use Authorization (Janssen COVID-19 Vaccine, Moderna COVID-19 Vaccine and Pfizer-BioNTech COVID-19 Vaccine). These data summarize the number of people who have received either their first dose or have completed the series for a COVID-19 vaccine. **A person can only be counted in one category, first dose or series complete.** For persons receiving Moderna or Pfizer vaccines, once they receive their second dose, they are moved from the first dose column to the series completed column. **Because of this, the total first dose category may show a change from report to report not matching the total receiving their first dose from the previous day.** Persons receiving Johnson & Johnson vaccines will always be counted in the series completed column.

COVID-19 doses for vaccinated persons in Florida

Doses administered 327,776

People receiving one dose of a 1-dose series (Johnson & Johnson) or receiving only one dose of a 2-dose series (Moderna, Pfizer) count once. Persons receiving both doses of a 2-dose series count twice.

Current status of persons vaccinated for COVID-19 in Florida

Total people vaccinated 193,470

First dose 46,122

Series completed 147,348

Completed 1-dose series 13,042

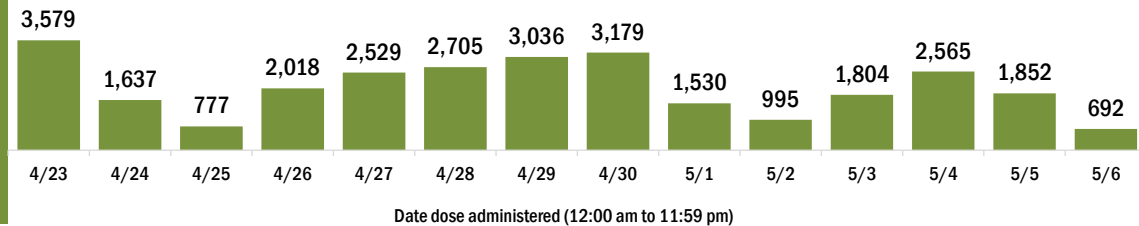
Completed 2-dose series 134,306

First dose: current number of people who have only received their first dose of the Moderna or Pfizer vaccine.

Series complete: current number of people who have received both Moderna or Pfizer vaccine doses or one Johnson & Johnson dose and are considered fully immunized.

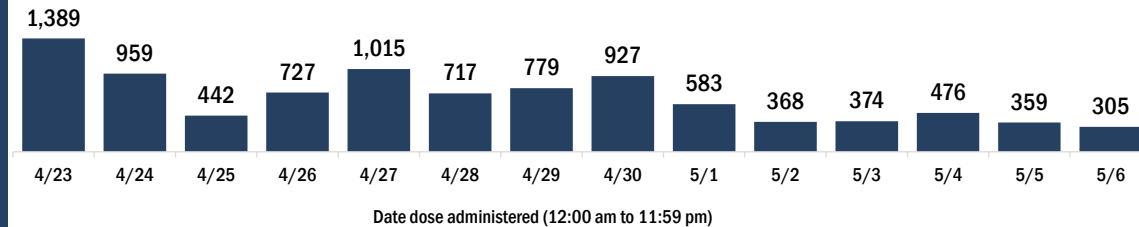
Demographic summary	First dose	Series complete	Total people vaccinated
Age group	46,122	147,348	193,470
16-24 years	4,053	2,657	6,710
25-34 years	4,522	4,518	9,040
35-44 years	5,727	6,709	12,436
45-54 years	7,109	11,888	18,997
55-64 years	9,284	26,202	35,486
65-74 years	8,107	50,468	58,575
75-84 years	5,307	34,791	40,098
85+ years	2,013	10,115	12,128
Race	46,122	147,348	193,470
White	30,296	97,419	127,715
Black	1,224	1,898	3,122
American Indian/Alaskan	189	442	631
Other	5,126	11,436	16,562
Unknown	9,287	36,153	45,440
Other race includes Asian, native Hawaiian/Pacific Islander, or other.			
Ethnicity	46,122	147,348	193,470
Hispanic	9,206	10,642	19,848
Non-Hispanic	19,062	67,838	86,900
Unknown	17,854	68,868	86,722
Gender	46,122	147,348	193,470
Female	24,028	80,741	104,769
Male	21,842	66,327	88,169
Unknown	252	280	532

COVID-19 doses administered for the past 2 weeks

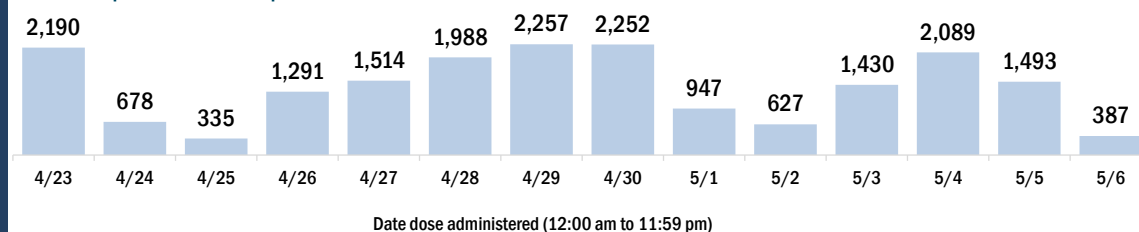


Persons vaccinated for COVID-19 for the past 2 weeks

Number of persons who received their first dose of a two-dose series of the COVID-19 vaccine



Number of persons who completed the COVID-19 vaccine series



COVID-19: Columbia County vaccine summary

Vaccination data through May 6, 2021 as of May 7, 2021 at 12:05 AM

Data in this report are provisional and subject to change.

Data in this summary pertain to COVID-19 vaccines approved by the U.S. Food and Drug Administration and have been issued an Emergency Use Authorization (Janssen COVID-19 Vaccine, Moderna COVID-19 Vaccine and Pfizer-BioNTech COVID-19 Vaccine). These data summarize the number of people who have received either their first dose or have completed the series for a COVID-19 vaccine. **A person can only be counted in one category, first dose or series complete.** For persons receiving Moderna or Pfizer vaccines, once they receive their second dose, they are moved from the first dose column to the series completed column. **Because of this, the total first dose category may show a change from report to report not matching the total receiving their first dose from the previous day.** Persons receiving Johnson & Johnson vaccines will always be counted in the series completed column.

COVID-19 doses for vaccinated persons in Florida

Doses administered 27,969

People receiving one dose of a 1-dose series (Johnson & Johnson) or receiving only one dose of a 2-dose series (Moderna, Pfizer) count once. Persons receiving both doses of a 2-dose series count twice.

Current status of persons vaccinated for COVID-19 in Florida

Total people vaccinated 16,386

First dose 3,135

Series completed 13,251

Completed 1-dose series 1,668

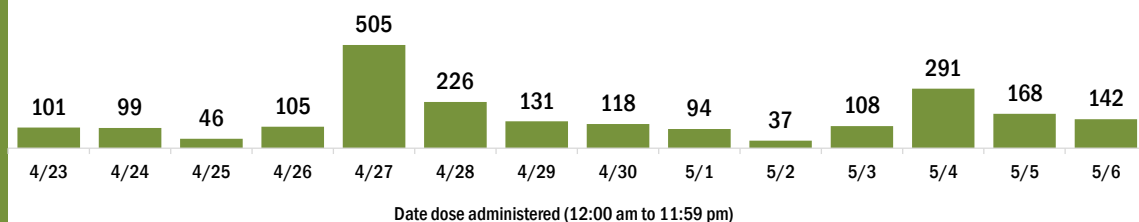
Completed 2-dose series 11,583

First dose: current number of people who have only received their first dose of the Moderna or Pfizer vaccine.

Series complete: current number of people who have received both Moderna or Pfizer vaccine doses or one Johnson & Johnson dose and are considered fully immunized.

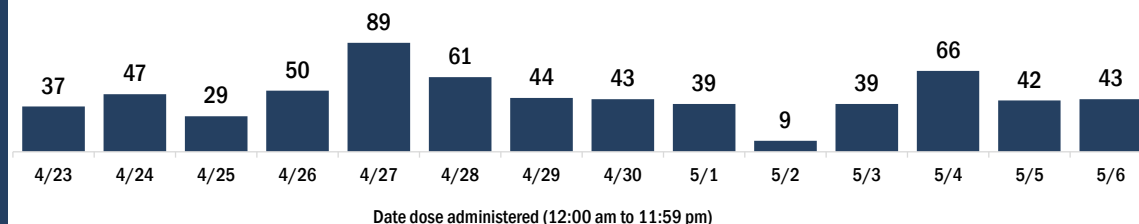
Demographic summary	First dose	Series complete	Total people vaccinated
Age group	3,135	13,251	16,386
16-24 years	353	405	758
25-34 years	380	527	907
35-44 years	456	840	1,296
45-54 years	575	1,440	2,015
55-64 years	705	2,739	3,444
65-74 years	394	4,211	4,605
75-84 years	200	2,397	2,597
85+ years	72	692	764
Race	3,135	13,251	16,386
White	1,891	9,532	11,423
Black	539	1,468	2,007
American Indian/Alaskan	12	67	79
Other	316	892	1,208
Unknown	377	1,292	1,669
Other race includes Asian, native Hawaiian/Pacific Islander, or other.			
Ethnicity	3,135	13,251	16,386
Hispanic	221	441	662
Non-Hispanic	1,737	9,655	11,392
Unknown	1,177	3,155	4,332
Gender	3,135	13,251	16,386
Female	1,247	7,635	8,882
Male	1,882	5,616	7,498
Unknown	6	0	6

COVID-19 doses administered for the past 2 weeks

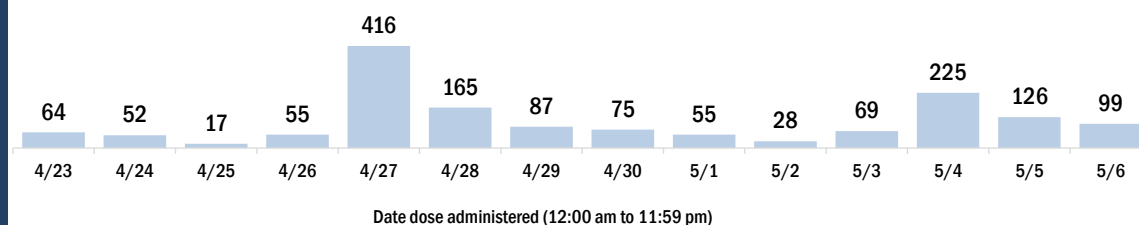


Persons vaccinated for COVID-19 for the past 2 weeks

Number of persons who received their first dose of a two-dose series of the COVID-19 vaccine



Number of persons who completed the COVID-19 vaccine series



COVID-19: Dade County vaccine summary

Vaccination data through May 6, 2021 as of May 7, 2021 at 12:05 AM

Data in this report are provisional and subject to change.

Data in this summary pertain to COVID-19 vaccines approved by the U.S. Food and Drug Administration and have been issued an Emergency Use Authorization (Janssen COVID-19 Vaccine, Moderna COVID-19 Vaccine and Pfizer-BioNTech COVID-19 Vaccine). These data summarize the number of people who have received either their first dose or have completed the series for a COVID-19 vaccine. **A person can only be counted in one category, first dose or series complete.** For persons receiving Moderna or Pfizer vaccines, once they receive their second dose, they are moved from the first dose column to the series completed column. **Because of this, the total first dose category may show a change from report to report not matching the total receiving their first dose from the previous day.** Persons receiving Johnson & Johnson vaccines will always be counted in the series completed column.

COVID-19 doses for vaccinated persons in Florida

Doses administered 2,089,772

People receiving one dose of a 1-dose series (Johnson & Johnson) or receiving only one dose of a 2-dose series (Moderna, Pfizer) count once. Persons receiving both doses of a 2-dose series count twice.

Current status of persons vaccinated for COVID-19 in Florida

Total people vaccinated 1,294,844

First dose 388,864

Series completed 905,980

Completed 1-dose series 111,052

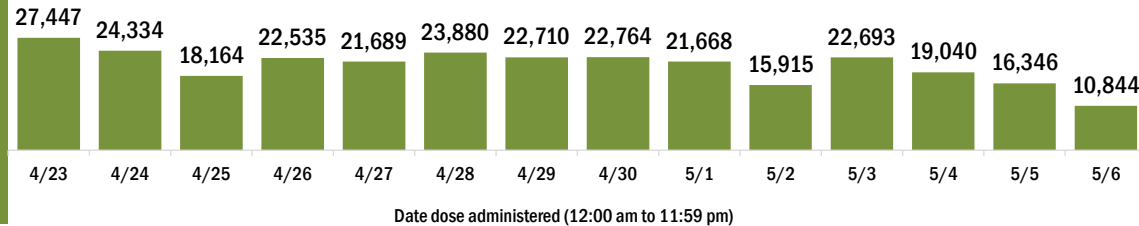
Completed 2-dose series 794,928

First dose: current number of people who have only received their first dose of the Moderna or Pfizer vaccine.

Series complete: current number of people who have received both Moderna or Pfizer vaccine doses or one Johnson & Johnson dose and are considered fully immunized.

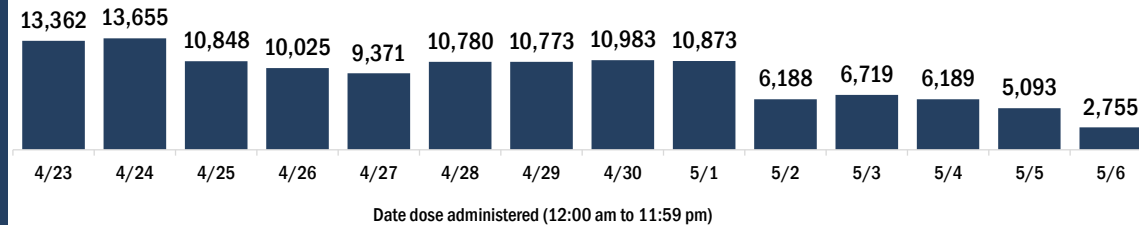
Demographic summary	First dose	Series complete	Total people vaccinated
Age group	388,864	905,980	1,294,844
16-24 years	45,536	44,769	90,305
25-34 years	59,366	78,741	138,107
35-44 years	68,254	112,365	180,619
45-54 years	73,894	160,984	234,878
55-64 years	64,471	192,454	256,925
65-74 years	44,163	173,760	217,923
75-84 years	23,180	103,403	126,583
85+ years	10,000	39,504	49,504
Race	388,864	905,980	1,294,844
White	267,147	639,603	906,750
Black	23,841	59,553	83,394
American Indian/Alaskan	1,326	2,002	3,328
Other	45,703	97,226	142,929
Unknown	50,847	107,596	158,443
Other race includes Asian, native Hawaiian/Pacific Islander, or other.			
Ethnicity	388,864	905,980	1,294,844
Hispanic	215,579	445,958	661,537
Non-Hispanic	60,248	192,778	253,026
Unknown	113,037	267,244	380,281
Gender	388,864	905,980	1,294,844
Female	200,370	494,875	695,245
Male	186,560	409,545	596,105
Unknown	1,934	1,560	3,494

COVID-19 doses administered for the past 2 weeks

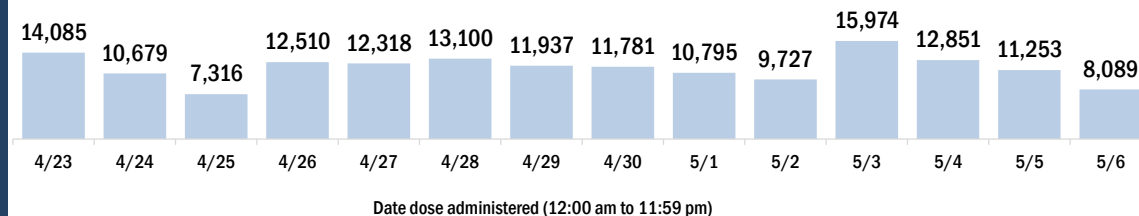


Persons vaccinated for COVID-19 for the past 2 weeks

Number of persons who received their first dose of a two-dose series of the COVID-19 vaccine



Number of persons who completed the COVID-19 vaccine series



COVID-19: Desoto County vaccine summary

Vaccination data through May 6, 2021 as of May 7, 2021 at 12:05 AM

Data in this report are provisional and subject to change.

Data in this summary pertain to COVID-19 vaccines approved by the U.S. Food and Drug Administration and have been issued an Emergency Use Authorization (Janssen COVID-19 Vaccine, Moderna COVID-19 Vaccine and Pfizer-BioNTech COVID-19 Vaccine). These data summarize the number of people who have received either their first dose or have completed the series for a COVID-19 vaccine. **A person can only be counted in one category, first dose or series complete.** For persons receiving Moderna or Pfizer vaccines, once they receive their second dose, they are moved from the first dose column to the series completed column. **Because of this, the total first dose category may show a change from report to report not matching the total receiving their first dose from the previous day.** Persons receiving Johnson & Johnson vaccines will always be counted in the series completed column.

COVID-19 doses for vaccinated persons in Florida

Doses administered 19,273

People receiving one dose of a 1-dose series (Johnson & Johnson) or receiving only one dose of a 2-dose series (Moderna, Pfizer) count once. Persons receiving both doses of a 2-dose series count twice.

Current status of persons vaccinated for COVID-19 in Florida

Total people vaccinated 12,153

First dose 4,465

Series completed 7,688

Completed 1-dose series 568

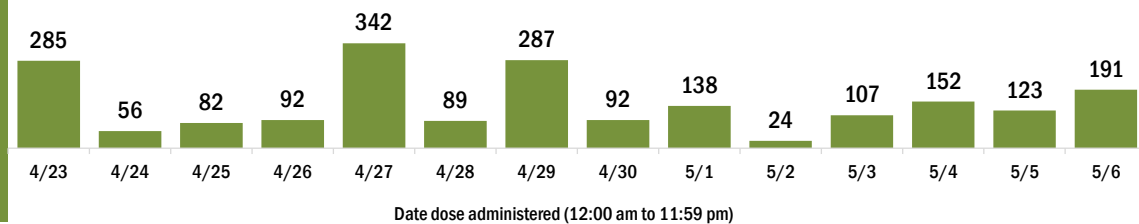
Completed 2-dose series 7,120

First dose: current number of people who have only received their first dose of the Moderna or Pfizer vaccine.

Series complete: current number of people who have received both Moderna or Pfizer vaccine doses or one Johnson & Johnson dose and are considered fully immunized.

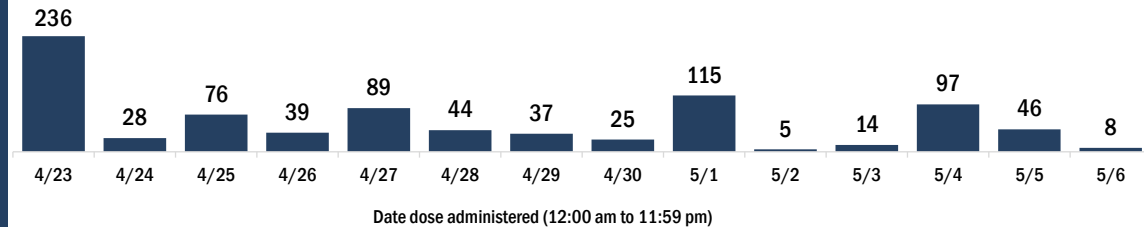
Demographic summary	First dose	Series complete	Total people vaccinated
Age group	4,465	7,688	12,153
16-24 years	381	154	535
25-34 years	605	266	871
35-44 years	746	373	1,119
45-54 years	807	645	1,452
55-64 years	913	1,341	2,254
65-74 years	585	2,718	3,303
75-84 years	340	1,774	2,114
85+ years	88	417	505
Race	4,465	7,688	12,153
White	2,112	5,541	7,653
Black	437	428	865
American Indian/Alaskan	13	31	44
Other	1,139	708	1,847
Unknown	764	980	1,744
Other race includes Asian, native Hawaiian/Pacific Islander, or other.			
Ethnicity	4,465	7,688	12,153
Hispanic	1,428	678	2,106
Non-Hispanic	1,790	3,906	5,696
Unknown	1,247	3,104	4,351
Gender	4,465	7,688	12,153
Female	1,463	4,164	5,627
Male	3,002	3,523	6,525
Unknown	0	1	1

COVID-19 doses administered for the past 2 weeks

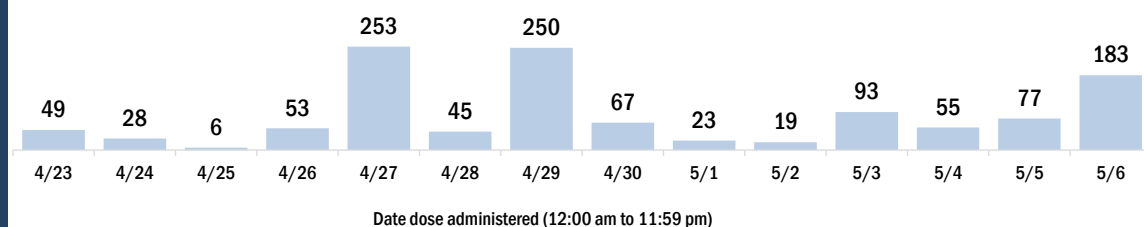


Persons vaccinated for COVID-19 for the past 2 weeks

Number of persons who received their first dose of a two-dose series of the COVID-19 vaccine



Number of persons who completed the COVID-19 vaccine series



COVID-19: Dixie County vaccine summary

Vaccination data through May 6, 2021 as of May 7, 2021 at 12:05 AM

Data in this report are provisional and subject to change.

Data in this summary pertain to COVID-19 vaccines approved by the U.S. Food and Drug Administration and have been issued an Emergency Use Authorization (Janssen COVID-19 Vaccine, Moderna COVID-19 Vaccine and Pfizer-BioNTech COVID-19 Vaccine). These data summarize the number of people who have received either their first dose or have completed the series for a COVID-19 vaccine. **A person can only be counted in one category, first dose or series complete.** For persons receiving Moderna or Pfizer vaccines, once they receive their second dose, they are moved from the first dose column to the series completed column. **Because of this, the total first dose category may show a change from report to report not matching the total receiving their first dose from the previous day.** Persons receiving Johnson & Johnson vaccines will always be counted in the series completed column.

COVID-19 doses for vaccinated persons in Florida

Doses administered 6,282

People receiving one dose of a 1-dose series (Johnson & Johnson) or receiving only one dose of a 2-dose series (Moderna, Pfizer) count once. Persons receiving both doses of a 2-dose series count twice.

Current status of persons vaccinated for COVID-19 in Florida

Total people vaccinated 3,821

First dose 991

Series completed 2,830

Completed 1-dose series 369

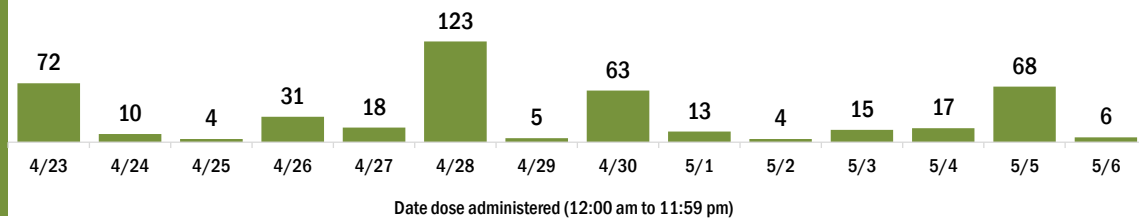
Completed 2-dose series 2,461

First dose: current number of people who have only received their first dose of the Moderna or Pfizer vaccine.

Series complete: current number of people who have received both Moderna or Pfizer vaccine doses or one Johnson & Johnson dose and are considered fully immunized.

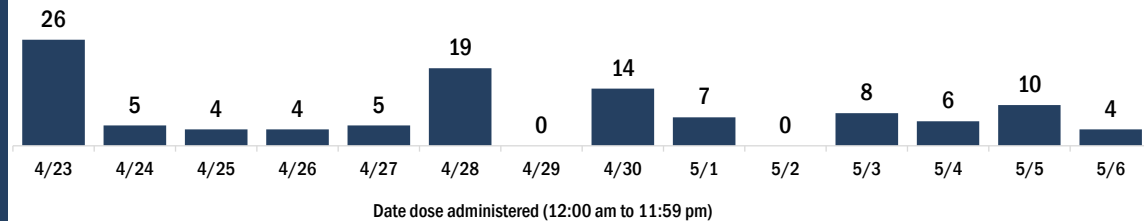
Demographic summary	First dose	Series complete	Total people vaccinated
Age group	991	2,830	3,821
16-24 years	37	34	71
25-34 years	80	49	129
35-44 years	200	100	300
45-54 years	241	194	435
55-64 years	263	620	883
65-74 years	103	1,080	1,183
75-84 years	51	602	653
85+ years	16	151	167
Race	991	2,830	3,821
White	679	2,479	3,158
Black	240	119	359
American Indian/Alaskan	4	16	20
Other	36	78	114
Unknown	32	138	170
Other race includes Asian, native Hawaiian/Pacific Islander, or other.			
Ethnicity	991	2,830	3,821
Hispanic	36	54	90
Non-Hispanic	808	2,173	2,981
Unknown	147	603	750
Gender	991	2,830	3,821
Female	209	1,491	1,700
Male	782	1,339	2,121
Unknown	0	0	0

COVID-19 doses administered for the past 2 weeks

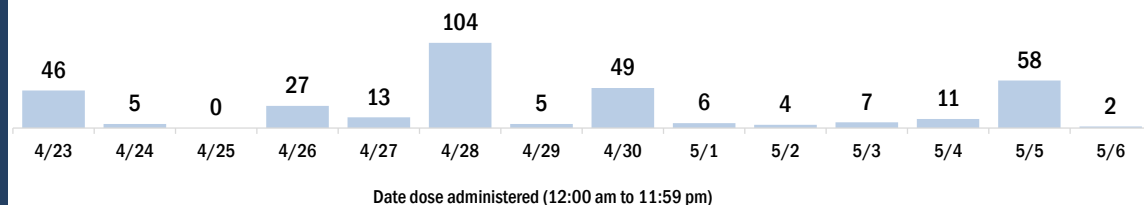


Persons vaccinated for COVID-19 for the past 2 weeks

Number of persons who received their first dose of a two-dose series of the COVID-19 vaccine



Number of persons who completed the COVID-19 vaccine series



COVID-19: Duval County vaccine summary

Vaccination data through May 6, 2021 as of May 7, 2021 at 12:05 AM

Data in this report are provisional and subject to change.

Data in this summary pertain to COVID-19 vaccines approved by the U.S. Food and Drug Administration and have been issued an Emergency Use Authorization (Janssen COVID-19 Vaccine, Moderna COVID-19 Vaccine and Pfizer-BioNTech COVID-19 Vaccine). These data summarize the number of people who have received either their first dose or have completed the series for a COVID-19 vaccine. **A person can only be counted in one category, first dose or series complete.** For persons receiving Moderna or Pfizer vaccines, once they receive their second dose, they are moved from the first dose column to the series completed column. **Because of this, the total first dose category may show a change from report to report not matching the total receiving their first dose from the previous day.** Persons receiving Johnson & Johnson vaccines will always be counted in the series completed column.

COVID-19 doses for vaccinated persons in Florida

Doses administered 573,996

People receiving one dose of a 1-dose series (Johnson & Johnson) or receiving only one dose of a 2-dose series (Moderna, Pfizer) count once. Persons receiving both doses of a 2-dose series count twice.

Current status of persons vaccinated for COVID-19 in Florida

Total people vaccinated 334,378

First dose 69,478

Series completed 264,900

Completed 1-dose series 25,282

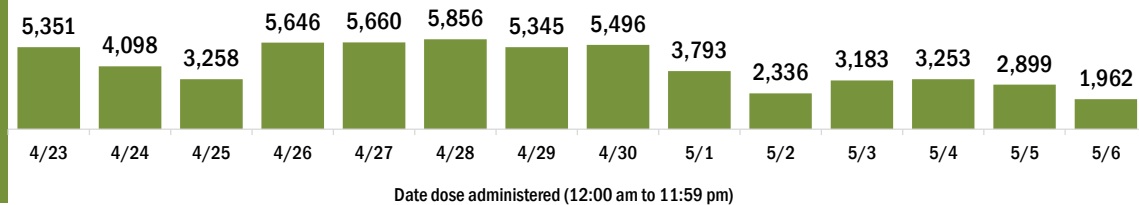
Completed 2-dose series 239,618

First dose: current number of people who have only received their first dose of the Moderna or Pfizer vaccine.

Series complete: current number of people who have received both Moderna or Pfizer vaccine doses or one Johnson & Johnson dose and are considered fully immunized.

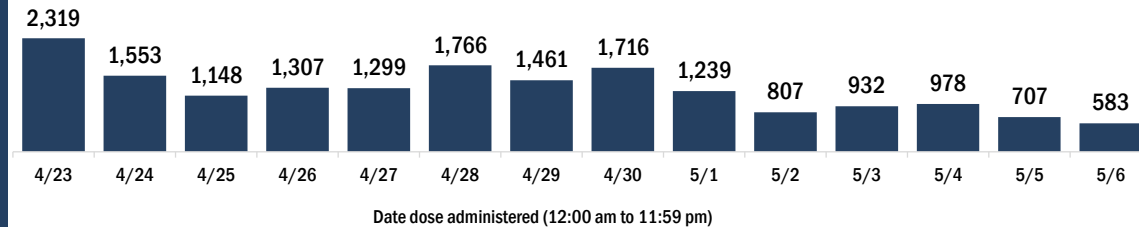
Demographic summary	First dose	Series complete	Total people vaccinated
Age group	69,478	264,900	334,378
16-24 years	8,447	12,126	20,573
25-34 years	11,024	25,109	36,133
35-44 years	10,865	30,842	41,707
45-54 years	10,405	40,676	51,081
55-64 years	11,517	59,270	70,787
65-74 years	10,657	60,315	70,972
75-84 years	4,539	27,199	31,738
85+ years	2,024	9,363	11,387
Race	69,478	264,900	334,378
White	34,178	153,320	187,498
Black	10,731	44,318	55,049
American Indian/Alaskan	220	641	861
Other	11,099	33,776	44,875
Unknown	13,250	32,845	46,095
Other race includes Asian, native Hawaiian/Pacific Islander, or other.			
Ethnicity	69,478	264,900	334,378
Hispanic	6,014	15,007	21,021
Non-Hispanic	42,015	190,709	232,724
Unknown	21,449	59,184	80,633
Gender	69,478	264,900	334,378
Female	35,787	150,599	186,386
Male	31,250	114,128	145,378
Unknown	2,441	173	2,614

COVID-19 doses administered for the past 2 weeks

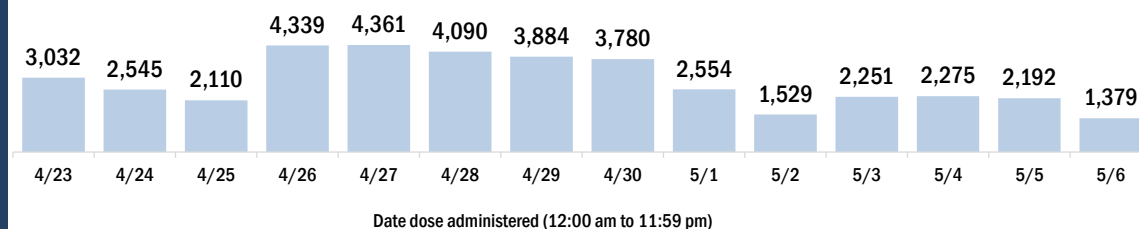


Persons vaccinated for COVID-19 for the past 2 weeks

Number of persons who received their first dose of a two-dose series of the COVID-19 vaccine



Number of persons who completed the COVID-19 vaccine series



COVID-19: Escambia County vaccine summary

Vaccination data through May 6, 2021 as of May 7, 2021 at 12:05 AM

Data in this report are provisional and subject to change.

Data in this summary pertain to COVID-19 vaccines approved by the U.S. Food and Drug Administration and have been issued an Emergency Use Authorization (Janssen COVID-19 Vaccine, Moderna COVID-19 Vaccine and Pfizer-BioNTech COVID-19 Vaccine). These data summarize the number of people who have received either their first dose or have completed the series for a COVID-19 vaccine. **A person can only be counted in one category, first dose or series complete.** For persons receiving Moderna or Pfizer vaccines, once they receive their second dose, they are moved from the first dose column to the series completed column. **Because of this, the total first dose category may show a change from report to report not matching the total receiving their first dose from the previous day.** Persons receiving Johnson & Johnson vaccines will always be counted in the series completed column.

COVID-19 doses for vaccinated persons in Florida

Doses administered 167,799

People receiving one dose of a 1-dose series (Johnson & Johnson) or receiving only one dose of a 2-dose series (Moderna, Pfizer) count once. Persons receiving both doses of a 2-dose series count twice.

Current status of persons vaccinated for COVID-19 in Florida

Total people vaccinated 99,447

First dose 23,660

Series completed 75,787

Completed 1-dose series 7,435

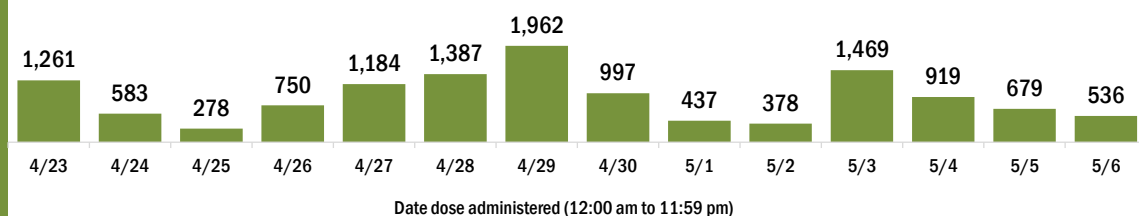
Completed 2-dose series 68,352

First dose: current number of people who have only received their first dose of the Moderna or Pfizer vaccine.

Series complete: current number of people who have received both Moderna or Pfizer vaccine doses or one Johnson & Johnson dose and are considered fully immunized.

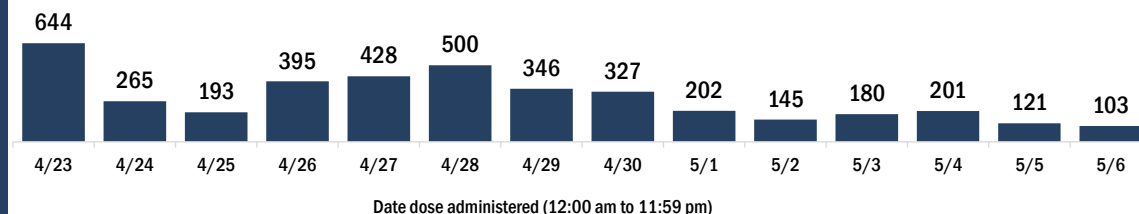
Demographic summary	First dose	Series complete	Total people vaccinated
Age group	23,660	75,787	99,447
16-24 years	3,014	2,479	5,493
25-34 years	3,658	4,953	8,611
35-44 years	3,198	6,236	9,434
45-54 years	3,231	9,432	12,663
55-64 years	4,050	17,250	21,300
65-74 years	3,714	20,566	24,280
75-84 years	1,995	10,943	12,938
85+ years	800	3,928	4,728
Race	23,660	75,787	99,447
White	12,468	46,155	58,623
Black	3,384	11,137	14,521
American Indian/Alaskan	136	562	698
Other	2,443	7,067	9,510
Unknown	5,229	10,866	16,095
Other race includes Asian, native Hawaiian/Pacific Islander, or other.			
Ethnicity	23,660	75,787	99,447
Hispanic	1,068	1,982	3,050
Non-Hispanic	14,152	53,281	67,433
Unknown	8,440	20,524	28,964
Gender	23,660	75,787	99,447
Female	12,831	44,163	56,994
Male	10,765	31,537	42,302
Unknown	64	87	151

COVID-19 doses administered for the past 2 weeks

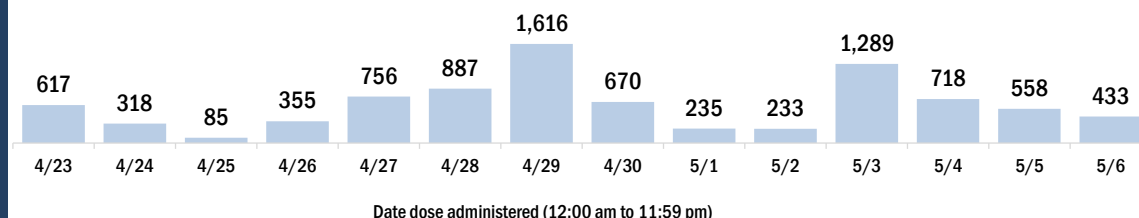


Persons vaccinated for COVID-19 for the past 2 weeks

Number of persons who received their first dose of a two-dose series of the COVID-19 vaccine



Number of persons who completed the COVID-19 vaccine series



COVID-19: Flagler County vaccine summary

Vaccination data through May 6, 2021 as of May 7, 2021 at 12:05 AM

Data in this report are provisional and subject to change.

Data in this summary pertain to COVID-19 vaccines approved by the U.S. Food and Drug Administration and have been issued an Emergency Use Authorization (Janssen COVID-19 Vaccine, Moderna COVID-19 Vaccine and Pfizer-BioNTech COVID-19 Vaccine). These data summarize the number of people who have received either their first dose or have completed the series for a COVID-19 vaccine. **A person can only be counted in one category, first dose or series complete.** For persons receiving Moderna or Pfizer vaccines, once they receive their second dose, they are moved from the first dose column to the series completed column. **Because of this, the total first dose category may show a change from report to report not matching the total receiving their first dose from the previous day.** Persons receiving Johnson & Johnson vaccines will always be counted in the series completed column.

COVID-19 doses for vaccinated persons in Florida

Doses administered 90,819

People receiving one dose of a 1-dose series (Johnson & Johnson) or receiving only one dose of a 2-dose series (Moderna, Pfizer) count once. Persons receiving both doses of a 2-dose series count twice.

Current status of persons vaccinated for COVID-19 in Florida

Total people vaccinated 52,404

First dose 11,561

Series completed 40,843

Completed 1-dose series 2,428

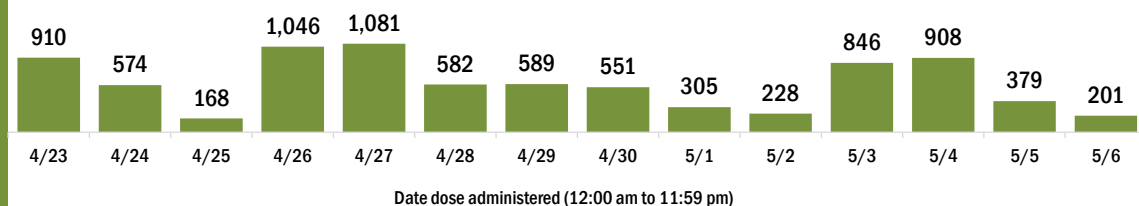
Completed 2-dose series 38,415

First dose: current number of people who have only received their first dose of the Moderna or Pfizer vaccine.

Series complete: current number of people who have received both Moderna or Pfizer vaccine doses or one Johnson & Johnson dose and are considered fully immunized.

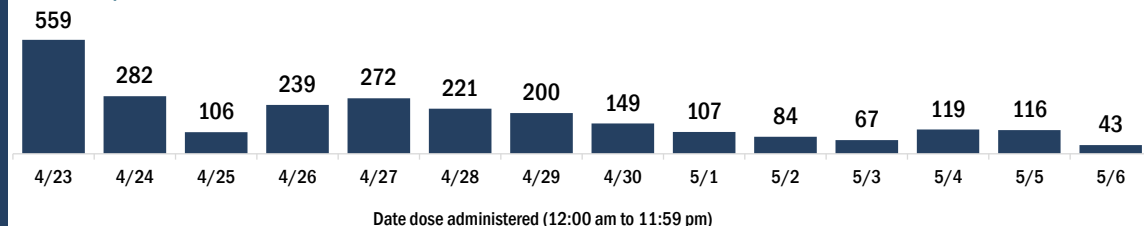
Demographic summary	First dose	Series complete	Total people vaccinated
Age group	11,561	40,843	52,404
16-24 years	1,157	748	1,905
25-34 years	1,077	1,063	2,140
35-44 years	1,373	1,991	3,364
45-54 years	1,796	3,727	5,523
55-64 years	2,531	7,968	10,499
65-74 years	1,951	14,605	16,556
75-84 years	1,223	8,430	9,653
85+ years	453	2,311	2,764
Race	11,561	40,843	52,404
White	7,171	27,657	34,828
Black	839	2,679	3,518
American Indian/Alaskan	86	232	318
Other	1,114	3,667	4,781
Unknown	2,351	6,608	8,959
Other race includes Asian, native Hawaiian/Pacific Islander, or other.			
Ethnicity	11,561	40,843	52,404
Hispanic	1,191	2,464	3,655
Non-Hispanic	6,634	24,908	31,542
Unknown	3,736	13,471	17,207
Gender	11,561	40,843	52,404
Female	6,100	22,877	28,977
Male	5,390	17,774	23,164
Unknown	71	192	263

COVID-19 doses administered for the past 2 weeks

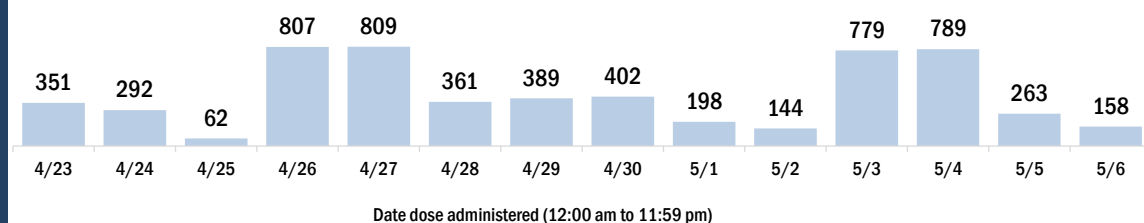


Persons vaccinated for COVID-19 for the past 2 weeks

Number of persons who received their first dose of a two-dose series of the COVID-19 vaccine



Number of persons who completed the COVID-19 vaccine series



COVID-19: Franklin County vaccine summary

Vaccination data through May 6, 2021 as of May 7, 2021 at 12:05 AM

Data in this report are provisional and subject to change.

Data in this summary pertain to COVID-19 vaccines approved by the U.S. Food and Drug Administration and have been issued an Emergency Use Authorization (Janssen COVID-19 Vaccine, Moderna COVID-19 Vaccine and Pfizer-BioNTech COVID-19 Vaccine). These data summarize the number of people who have received either their first dose or have completed the series for a COVID-19 vaccine. **A person can only be counted in one category, first dose or series complete.** For persons receiving Moderna or Pfizer vaccines, once they receive their second dose, they are moved from the first dose column to the series completed column. **Because of this, the total first dose category may show a change from report to report not matching the total receiving their first dose from the previous day.** Persons receiving Johnson & Johnson vaccines will always be counted in the series completed column.

COVID-19 doses for vaccinated persons in Florida

Doses administered 7,214

People receiving one dose of a 1-dose series (Johnson & Johnson) or receiving only one dose of a 2-dose series (Moderna, Pfizer) count once. Persons receiving both doses of a 2-dose series count twice.

Current status of persons vaccinated for COVID-19 in Florida

Total people vaccinated 4,055

First dose 802

Series completed 3,253

Completed 1-dose series 94

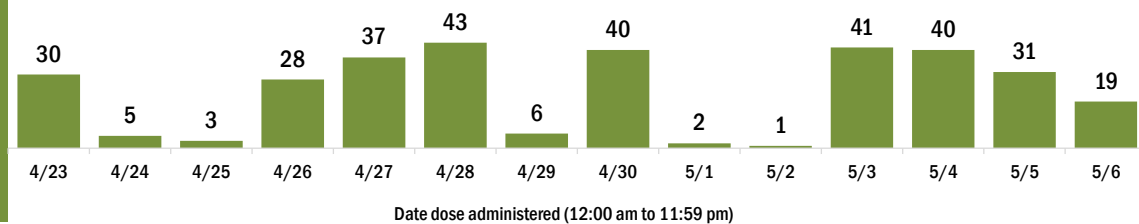
Completed 2-dose series 3,159

First dose: current number of people who have only received their first dose of the Moderna or Pfizer vaccine.

Series complete: current number of people who have received both Moderna or Pfizer vaccine doses or one Johnson & Johnson dose and are considered fully immunized.

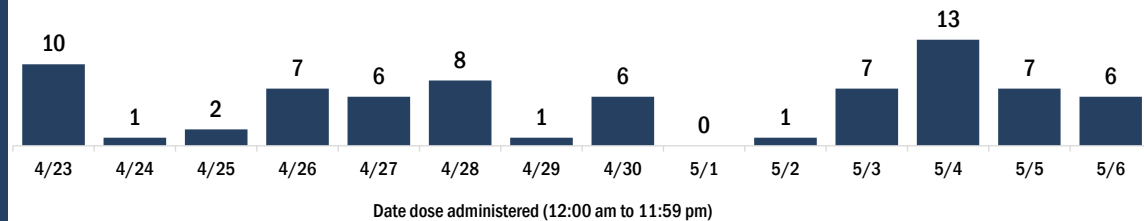
Demographic summary	First dose	Series complete	Total people vaccinated
Age group	802	3,253	4,055
16-24 years	35	28	63
25-34 years	115	67	182
35-44 years	143	119	262
45-54 years	146	272	418
55-64 years	176	716	892
65-74 years	130	1,316	1,446
75-84 years	45	615	660
85+ years	12	120	132
Race	802	3,253	4,055
White	549	2,911	3,460
Black	175	151	326
American Indian/Alaskan	1	8	9
Other	33	123	156
Unknown	44	60	104
Other race includes Asian, native Hawaiian/Pacific Islander, or other.			
Ethnicity	802	3,253	4,055
Hispanic	13	49	62
Non-Hispanic	386	2,799	3,185
Unknown	403	405	808
Gender	802	3,253	4,055
Female	237	1,727	1,964
Male	565	1,526	2,091
Unknown	0	0	0

COVID-19 doses administered for the past 2 weeks

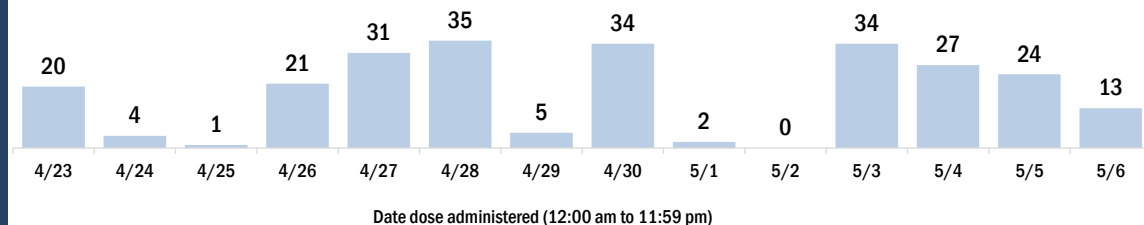


Persons vaccinated for COVID-19 for the past 2 weeks

Number of persons who received their first dose of a two-dose series of the COVID-19 vaccine



Number of persons who completed the COVID-19 vaccine series



COVID-19: Gadsden County vaccine summary

Vaccination data through May 6, 2021 as of May 7, 2021 at 12:05 AM

Data in this report are provisional and subject to change.

Data in this summary pertain to COVID-19 vaccines approved by the U.S. Food and Drug Administration and have been issued an Emergency Use Authorization (Janssen COVID-19 Vaccine, Moderna COVID-19 Vaccine and Pfizer-BioNTech COVID-19 Vaccine). These data summarize the number of people who have received either their first dose or have completed the series for a COVID-19 vaccine. **A person can only be counted in one category, first dose or series complete.** For persons receiving Moderna or Pfizer vaccines, once they receive their second dose, they are moved from the first dose column to the series completed column. **Because of this, the total first dose category may show a change from report to report not matching the total receiving their first dose from the previous day.** Persons receiving Johnson & Johnson vaccines will always be counted in the series completed column.

COVID-19 doses for vaccinated persons in Florida

Doses administered 28,661

People receiving one dose of a 1-dose series (Johnson & Johnson) or receiving only one dose of a 2-dose series (Moderna, Pfizer) count once. Persons receiving both doses of a 2-dose series count twice.

Current status of persons vaccinated for COVID-19 in Florida

Total people vaccinated 17,008

First dose 3,551

Series completed 13,457

Completed 1-dose series 1,804

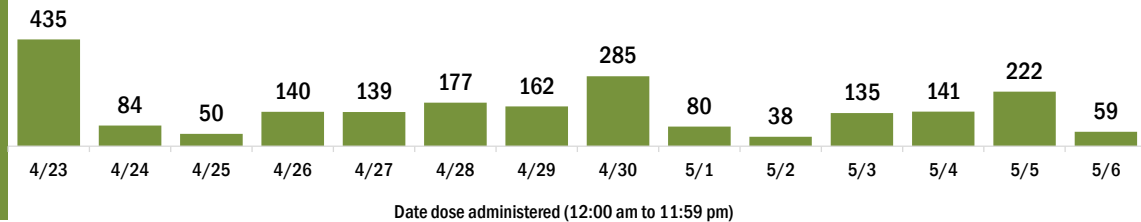
Completed 2-dose series 11,653

First dose: current number of people who have only received their first dose of the Moderna or Pfizer vaccine.

Series complete: current number of people who have received both Moderna or Pfizer vaccine doses or one Johnson & Johnson dose and are considered fully immunized.

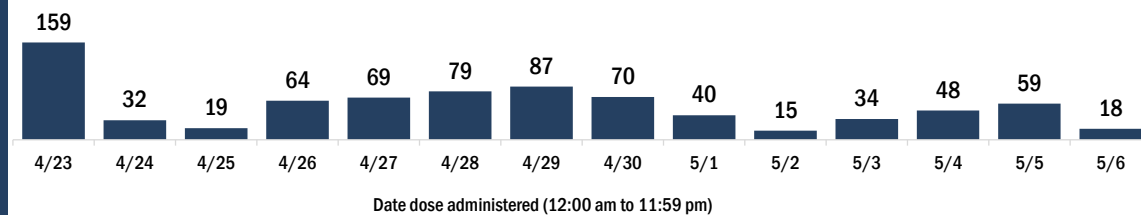
Demographic summary	First dose	Series complete	Total people vaccinated
Age group	3,551	13,457	17,008
16-24 years	306	292	598
25-34 years	397	748	1,145
35-44 years	648	1,285	1,933
45-54 years	764	1,927	2,691
55-64 years	732	3,133	3,865
65-74 years	431	3,733	4,164
75-84 years	199	1,759	1,958
85+ years	74	580	654
Race	3,551	13,457	17,008
White	997	4,935	5,932
Black	1,486	5,825	7,311
American Indian/Alaskan	6	29	35
Other	597	1,753	2,350
Unknown	465	915	1,380
Other race includes Asian, native Hawaiian/Pacific Islander, or other.			
Ethnicity	3,551	13,457	17,008
Hispanic	542	536	1,078
Non-Hispanic	2,085	10,258	12,343
Unknown	924	2,663	3,587
Gender	3,551	13,457	17,008
Female	1,749	8,326	10,075
Male	1,802	5,131	6,933
Unknown	0	0	0

COVID-19 doses administered for the past 2 weeks

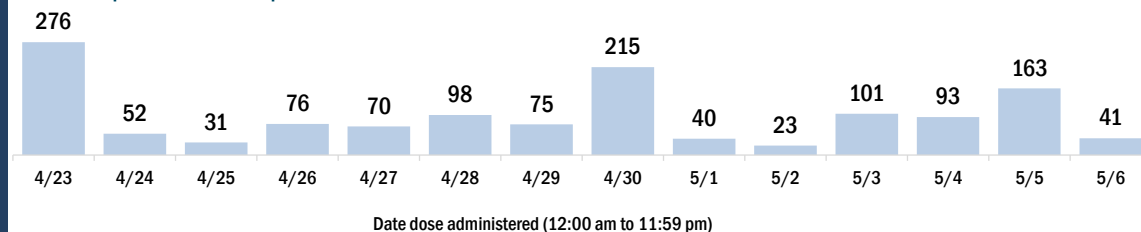


Persons vaccinated for COVID-19 for the past 2 weeks

Number of persons who received their first dose of a two-dose series of the COVID-19 vaccine



Number of persons who completed the COVID-19 vaccine series



COVID-19: Gilchrist County vaccine summary

Vaccination data through May 6, 2021 as of May 7, 2021 at 12:05 AM

Data in this report are provisional and subject to change.

Data in this summary pertain to COVID-19 vaccines approved by the U.S. Food and Drug Administration and have been issued an Emergency Use Authorization (Janssen COVID-19 Vaccine, Moderna COVID-19 Vaccine and Pfizer-BioNTech COVID-19 Vaccine). These data summarize the number of people who have received either their first dose or have completed the series for a COVID-19 vaccine. **A person can only be counted in one category, first dose or series complete.** For persons receiving Moderna or Pfizer vaccines, once they receive their second dose, they are moved from the first dose column to the series completed column. **Because of this, the total first dose category may show a change from report to report not matching the total receiving their first dose from the previous day.** Persons receiving Johnson & Johnson vaccines will always be counted in the series completed column.

COVID-19 doses for vaccinated persons in Florida

Doses administered 6,682

People receiving one dose of a 1-dose series (Johnson & Johnson) or receiving only one dose of a 2-dose series (Moderna, Pfizer) count once. Persons receiving both doses of a 2-dose series count twice.

Current status of persons vaccinated for COVID-19 in Florida

Total people vaccinated 3,937

First dose 751

Series completed 3,186

Completed 1-dose series 441

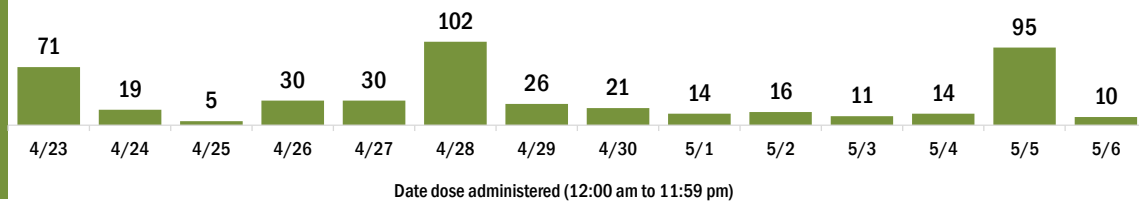
Completed 2-dose series 2,745

First dose: current number of people who have only received their first dose of the Moderna or Pfizer vaccine.

Series complete: current number of people who have received both Moderna or Pfizer vaccine doses or one Johnson & Johnson dose and are considered fully immunized.

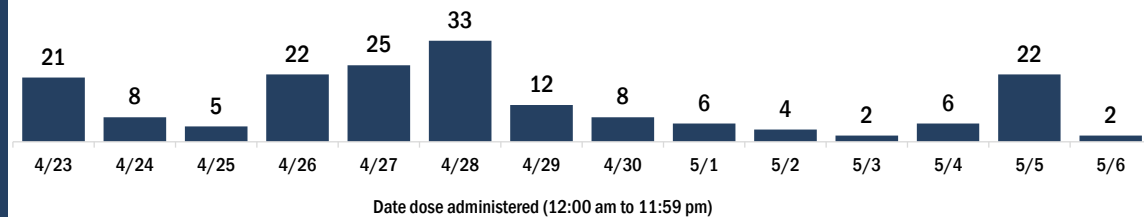
Demographic summary	First dose	Series complete	Total people vaccinated
Age group	751	3,186	3,937
16-24 years	49	69	118
25-34 years	69	106	175
35-44 years	117	161	278
45-54 years	135	315	450
55-64 years	177	677	854
65-74 years	138	1,024	1,162
75-84 years	48	630	678
85+ years	18	204	222
Race	751	3,186	3,937
White	534	2,340	2,874
Black	49	52	101
American Indian/Alaskan	3	12	15
Other	56	235	291
Unknown	109	547	656
Other race includes Asian, native Hawaiian/Pacific Islander, or other.			
Ethnicity	751	3,186	3,937
Hispanic	52	78	130
Non-Hispanic	389	1,527	1,916
Unknown	310	1,581	1,891
Gender	751	3,186	3,937
Female	366	1,851	2,217
Male	385	1,334	1,719
Unknown	0	1	1

COVID-19 doses administered for the past 2 weeks

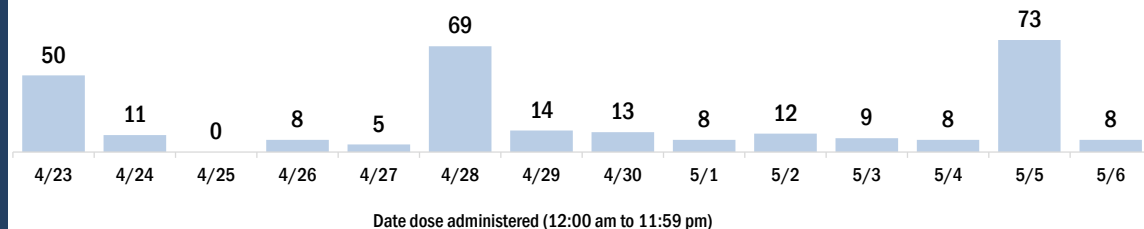


Persons vaccinated for COVID-19 for the past 2 weeks

Number of persons who received their first dose of a two-dose series of the COVID-19 vaccine



Number of persons who completed the COVID-19 vaccine series



COVID-19: Glades County vaccine summary

Vaccination data through May 6, 2021 as of May 7, 2021 at 12:05 AM

Data in this report are provisional and subject to change.

Data in this summary pertain to COVID-19 vaccines approved by the U.S. Food and Drug Administration and have been issued an Emergency Use Authorization (Janssen COVID-19 Vaccine, Moderna COVID-19 Vaccine and Pfizer-BioNTech COVID-19 Vaccine). These data summarize the number of people who have received either their first dose or have completed the series for a COVID-19 vaccine. **A person can only be counted in one category, first dose or series complete.** For persons receiving Moderna or Pfizer vaccines, once they receive their second dose, they are moved from the first dose column to the series completed column. **Because of this, the total first dose category may show a change from report to report not matching the total receiving their first dose from the previous day.** Persons receiving Johnson & Johnson vaccines will always be counted in the series completed column.

COVID-19 doses for vaccinated persons in Florida

Doses administered 5,022

People receiving one dose of a 1-dose series (Johnson & Johnson) or receiving only one dose of a 2-dose series (Moderna, Pfizer) count once. Persons receiving both doses of a 2-dose series count twice.

Current status of persons vaccinated for COVID-19 in Florida

Total people vaccinated 2,998

First dose 738

Series completed 2,260

Completed 1-dose series 236

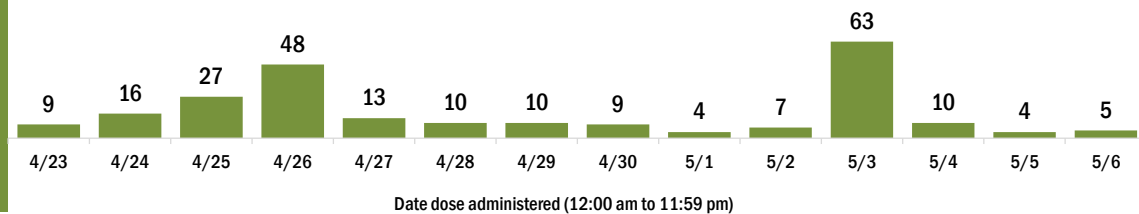
Completed 2-dose series 2,024

First dose: current number of people who have only received their first dose of the Moderna or Pfizer vaccine.

Series complete: current number of people who have received both Moderna or Pfizer vaccine doses or one Johnson & Johnson dose and are considered fully immunized.

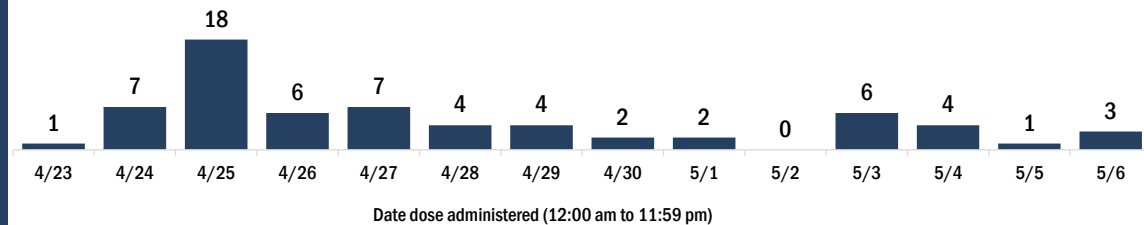
Demographic summary	First dose	Series complete	Total people vaccinated
Age group	738	2,260	2,998
16-24 years	120	14	134
25-34 years	234	57	291
35-44 years	121	89	210
45-54 years	73	177	250
55-64 years	80	395	475
65-74 years	55	835	890
75-84 years	44	580	624
85+ years	11	113	124
Race	738	2,260	2,998
White	626	1,674	2,300
Black	27	119	146
American Indian/Alaskan	1	18	19
Other	32	115	147
Unknown	52	334	386
Other race includes Asian, native Hawaiian/Pacific Islander, or other.			
Ethnicity	738	2,260	2,998
Hispanic	472	129	601
Non-Hispanic	137	1,070	1,207
Unknown	129	1,061	1,190
Gender	738	2,260	2,998
Female	147	1,062	1,209
Male	591	1,198	1,789
Unknown	0	0	0

COVID-19 doses administered for the past 2 weeks

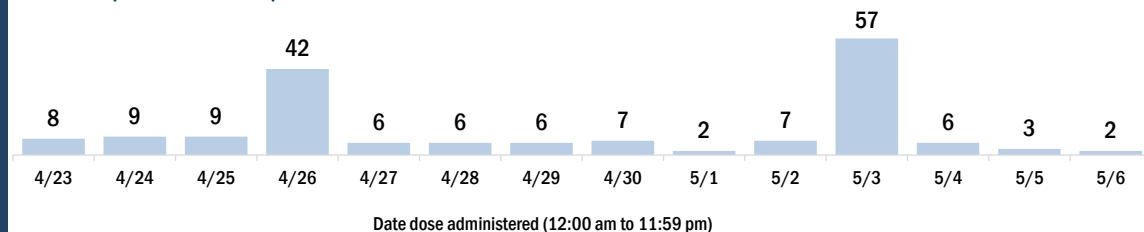


Persons vaccinated for COVID-19 for the past 2 weeks

Number of persons who received their first dose of a two-dose series of the COVID-19 vaccine



Number of persons who completed the COVID-19 vaccine series



COVID-19: Gulf County vaccine summary

Vaccination data through May 6, 2021 as of May 7, 2021 at 12:05 AM

Data in this report are provisional and subject to change.

Data in this summary pertain to COVID-19 vaccines approved by the U.S. Food and Drug Administration and have been issued an Emergency Use Authorization (Janssen COVID-19 Vaccine, Moderna COVID-19 Vaccine and Pfizer-BioNTech COVID-19 Vaccine). These data summarize the number of people who have received either their first dose or have completed the series for a COVID-19 vaccine. **A person can only be counted in one category, first dose or series complete.** For persons receiving Moderna or Pfizer vaccines, once they receive their second dose, they are moved from the first dose column to the series completed column. **Because of this, the total first dose category may show a change from report to report not matching the total receiving their first dose from the previous day.** Persons receiving Johnson & Johnson vaccines will always be counted in the series completed column.

COVID-19 doses for vaccinated persons in Florida

Doses administered 8,055

People receiving one dose of a 1-dose series (Johnson & Johnson) or receiving only one dose of a 2-dose series (Moderna, Pfizer) count once. Persons receiving both doses of a 2-dose series count twice.

Current status of persons vaccinated for COVID-19 in Florida

Total people vaccinated 4,730

First dose 1,155

Series completed 3,575

Completed 1-dose series 250

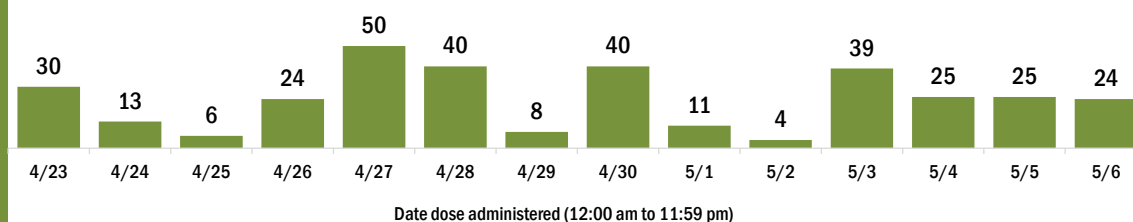
Completed 2-dose series 3,325

First dose: current number of people who have only received their first dose of the Moderna or Pfizer vaccine.

Series complete: current number of people who have received both Moderna or Pfizer vaccine doses or one Johnson & Johnson dose and are considered fully immunized.

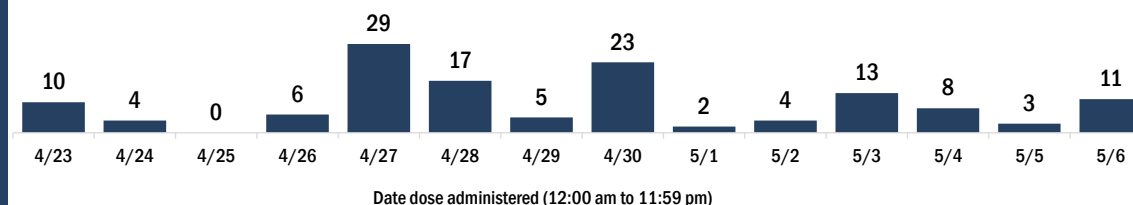
Demographic summary	First dose	Series complete	Total people vaccinated
Age group	1,155	3,575	4,730
16-24 years	60	56	116
25-34 years	162	82	244
35-44 years	186	141	327
45-54 years	243	293	536
55-64 years	279	636	915
65-74 years	135	1,477	1,612
75-84 years	81	699	780
85+ years	9	191	200
Race	1,155	3,575	4,730
White	799	3,137	3,936
Black	268	263	531
American Indian/Alaskan	3	11	14
Other	66	97	163
Unknown	19	67	86
Other race includes Asian, native Hawaiian/Pacific Islander, or other.			
Ethnicity	1,155	3,575	4,730
Hispanic	16	43	59
Non-Hispanic	535	3,181	3,716
Unknown	604	351	955
Gender	1,155	3,575	4,730
Female	418	1,881	2,299
Male	737	1,694	2,431
Unknown	0	0	0

COVID-19 doses administered for the past 2 weeks

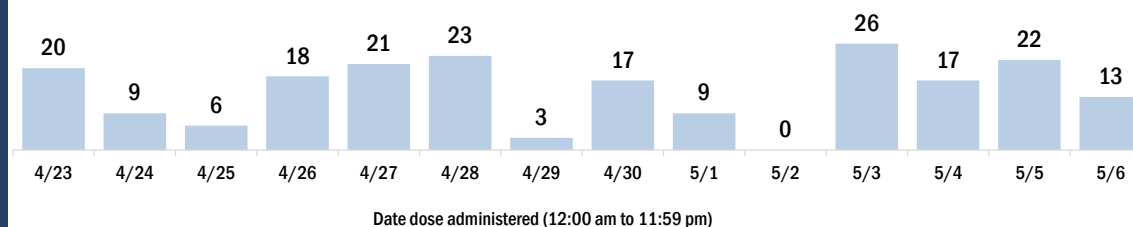


Persons vaccinated for COVID-19 for the past 2 weeks

Number of persons who received their first dose of a two-dose series of the COVID-19 vaccine



Number of persons who completed the COVID-19 vaccine series



COVID-19: Hamilton County vaccine summary

Vaccination data through May 6, 2021 as of May 7, 2021 at 12:05 AM

Data in this report are provisional and subject to change.

Data in this summary pertain to COVID-19 vaccines approved by the U.S. Food and Drug Administration and have been issued an Emergency Use Authorization (Janssen COVID-19 Vaccine, Moderna COVID-19 Vaccine and Pfizer-BioNTech COVID-19 Vaccine). These data summarize the number of people who have received either their first dose or have completed the series for a COVID-19 vaccine. **A person can only be counted in one category, first dose or series complete.** For persons receiving Moderna or Pfizer vaccines, once they receive their second dose, they are moved from the first dose column to the series completed column. **Because of this, the total first dose category may show a change from report to report not matching the total receiving their first dose from the previous day.** Persons receiving Johnson & Johnson vaccines will always be counted in the series completed column.

COVID-19 doses for vaccinated persons in Florida

Doses administered 5,492

People receiving one dose of a 1-dose series (Johnson & Johnson) or receiving only one dose of a 2-dose series (Moderna, Pfizer) count once. Persons receiving both doses of a 2-dose series count twice.

Current status of persons vaccinated for COVID-19 in Florida

Total people vaccinated 3,300

First dose 877

Series completed 2,423

Completed 1-dose series 231

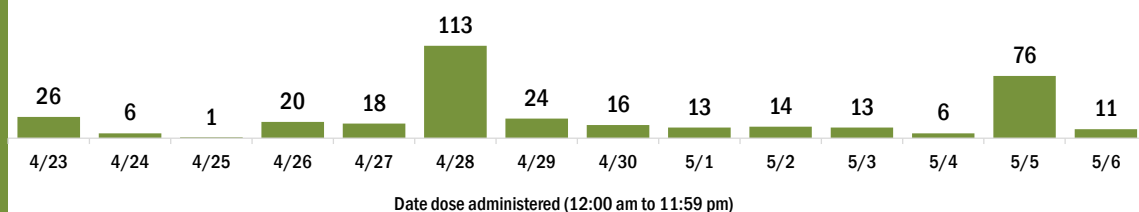
Completed 2-dose series 2,192

First dose: current number of people who have only received their first dose of the Moderna or Pfizer vaccine.

Series complete: current number of people who have received both Moderna or Pfizer vaccine doses or one Johnson & Johnson dose and are considered fully immunized.

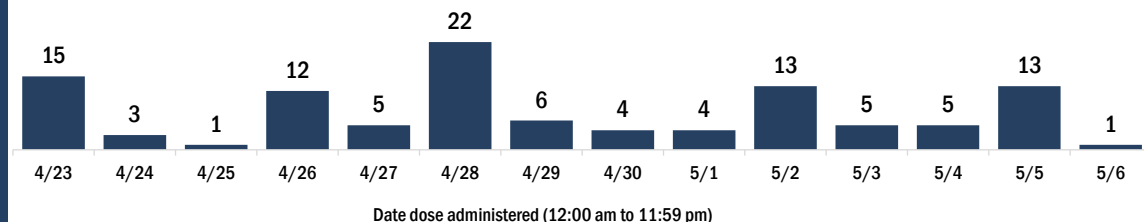
Demographic summary	First dose	Series complete	Total people vaccinated
Age group	877	2,423	3,300
16-24 years	43	41	84
25-34 years	142	57	199
35-44 years	166	108	274
45-54 years	174	219	393
55-64 years	192	533	725
65-74 years	93	916	1,009
75-84 years	36	444	480
85+ years	31	105	136
Race	877	2,423	3,300
White	444	1,467	1,911
Black	309	585	894
American Indian/Alaskan	6	3	9
Other	90	138	228
Unknown	28	230	258
Other race includes Asian, native Hawaiian/Pacific Islander, or other.			
Ethnicity	877	2,423	3,300
Hispanic	66	65	131
Non-Hispanic	683	1,462	2,145
Unknown	128	896	1,024
Gender	877	2,423	3,300
Female	254	1,363	1,617
Male	623	1,060	1,683
Unknown	0	0	0

COVID-19 doses administered for the past 2 weeks

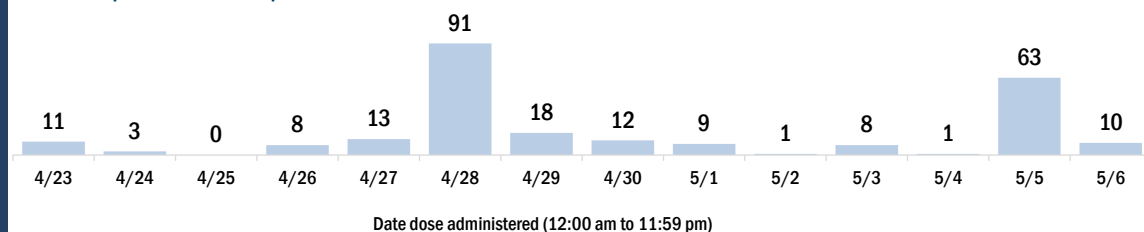


Persons vaccinated for COVID-19 for the past 2 weeks

Number of persons who received their first dose of a two-dose series of the COVID-19 vaccine



Number of persons who completed the COVID-19 vaccine series



COVID-19: Hardee County vaccine summary

Vaccination data through May 6, 2021 as of May 7, 2021 at 12:05 AM

Data in this report are provisional and subject to change.

Data in this summary pertain to COVID-19 vaccines approved by the U.S. Food and Drug Administration and have been issued an Emergency Use Authorization (Janssen COVID-19 Vaccine, Moderna COVID-19 Vaccine and Pfizer-BioNTech COVID-19 Vaccine). These data summarize the number of people who have received either their first dose or have completed the series for a COVID-19 vaccine. **A person can only be counted in one category, first dose or series complete.** For persons receiving Moderna or Pfizer vaccines, once they receive their second dose, they are moved from the first dose column to the series completed column. **Because of this, the total first dose category may show a change from report to report not matching the total receiving their first dose from the previous day.** Persons receiving Johnson & Johnson vaccines will always be counted in the series completed column.

COVID-19 doses for vaccinated persons in Florida

Doses administered 11,068

People receiving one dose of a 1-dose series (Johnson & Johnson) or receiving only one dose of a 2-dose series (Moderna, Pfizer) count once. Persons receiving both doses of a 2-dose series count twice.

Current status of persons vaccinated for COVID-19 in Florida

Total people vaccinated 6,803

First dose 2,179

Series completed 4,624

Completed 1-dose series 359

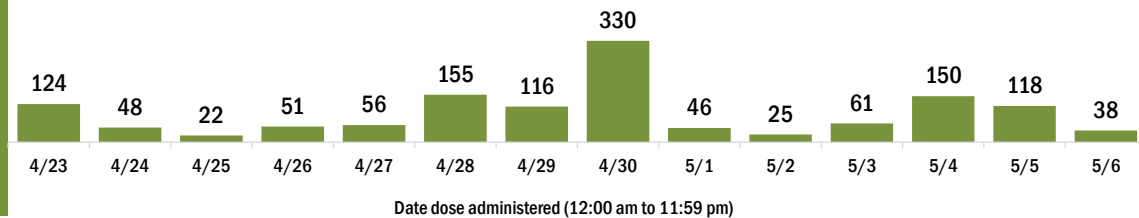
Completed 2-dose series 4,265

First dose: current number of people who have only received their first dose of the Moderna or Pfizer vaccine.

Series complete: current number of people who have received both Moderna or Pfizer vaccine doses or one Johnson & Johnson dose and are considered fully immunized.

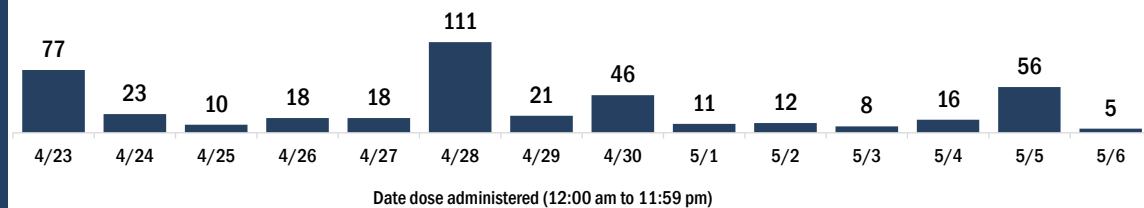
Demographic summary	First dose	Series complete	Total people vaccinated
Age group	2,179	4,624	6,803
16-24 years	170	148	318
25-34 years	302	245	547
35-44 years	395	260	655
45-54 years	460	466	926
55-64 years	459	810	1,269
65-74 years	255	1,445	1,700
75-84 years	111	974	1,085
85+ years	27	276	303
Race	2,179	4,624	6,803
White	1,507	3,757	5,264
Black	333	191	524
American Indian/Alaskan	4	26	30
Other	244	450	694
Unknown	91	200	291
Other race includes Asian, native Hawaiian/Pacific Islander, or other.			
Ethnicity	2,179	4,624	6,803
Hispanic	779	796	1,575
Non-Hispanic	1,065	3,294	4,359
Unknown	335	534	869
Gender	2,179	4,624	6,803
Female	743	2,411	3,154
Male	1,435	2,211	3,646
Unknown	1	2	3

COVID-19 doses administered for the past 2 weeks

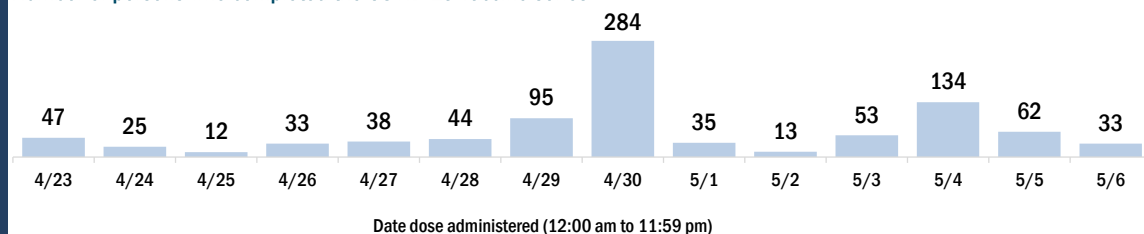


Persons vaccinated for COVID-19 for the past 2 weeks

Number of persons who received their first dose of a two-dose series of the COVID-19 vaccine



Number of persons who completed the COVID-19 vaccine series



COVID-19: Hendry County vaccine summary

Vaccination data through May 6, 2021 as of May 7, 2021 at 12:05 AM

Data in this report are provisional and subject to change.

Data in this summary pertain to COVID-19 vaccines approved by the U.S. Food and Drug Administration and have been issued an Emergency Use Authorization (Janssen COVID-19 Vaccine, Moderna COVID-19 Vaccine and Pfizer-BioNTech COVID-19 Vaccine). These data summarize the number of people who have received either their first dose or have completed the series for a COVID-19 vaccine. **A person can only be counted in one category, first dose or series complete.** For persons receiving Moderna or Pfizer vaccines, once they receive their second dose, they are moved from the first dose column to the series completed column. **Because of this, the total first dose category may show a change from report to report not matching the total receiving their first dose from the previous day.** Persons receiving Johnson & Johnson vaccines will always be counted in the series completed column.

COVID-19 doses for vaccinated persons in Florida

Doses administered 18,937

People receiving one dose of a 1-dose series (Johnson & Johnson) or receiving only one dose of a 2-dose series (Moderna, Pfizer) count once. Persons receiving both doses of a 2-dose series count twice.

Current status of persons vaccinated for COVID-19 in Florida

Total people vaccinated 11,833

First dose 3,498

Series completed 8,335

Completed 1-dose series 1,231

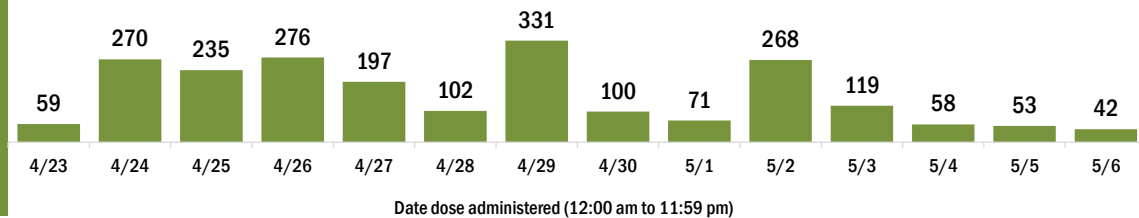
Completed 2-dose series 7,104

First dose: current number of people who have only received their first dose of the Moderna or Pfizer vaccine.

Series complete: current number of people who have received both Moderna or Pfizer vaccine doses or one Johnson & Johnson dose and are considered fully immunized.

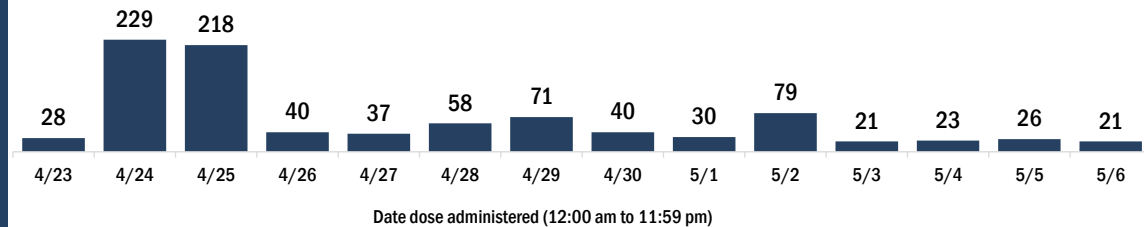
Demographic summary	First dose	Series complete	Total people vaccinated
Age group	3,498	8,335	11,833
16-24 years	516	309	825
25-34 years	654	573	1,227
35-44 years	636	662	1,298
45-54 years	604	1,191	1,795
55-64 years	615	1,823	2,438
65-74 years	279	2,286	2,565
75-84 years	136	1,167	1,303
85+ years	58	324	382
Race	3,498	8,335	11,833
White	2,586	5,683	8,269
Black	175	561	736
American Indian/Alaskan	2	26	28
Other	433	1,292	1,725
Unknown	302	773	1,075
Other race includes Asian, native Hawaiian/Pacific Islander, or other.			
Ethnicity	3,498	8,335	11,833
Hispanic	1,973	2,646	4,619
Non-Hispanic	769	3,313	4,082
Unknown	756	2,376	3,132
Gender	3,498	8,335	11,833
Female	1,346	4,162	5,508
Male	2,150	4,171	6,321
Unknown	2	2	4

COVID-19 doses administered for the past 2 weeks

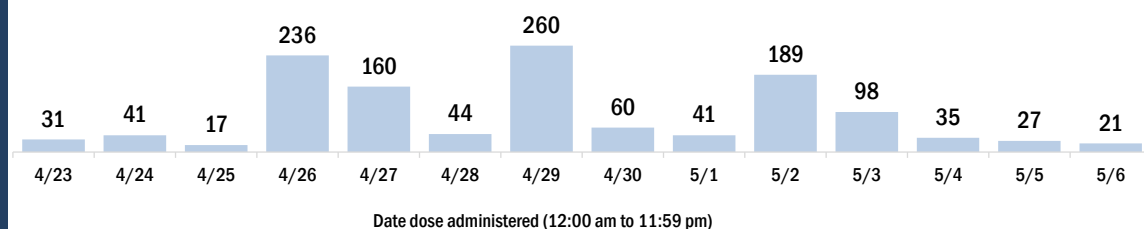


Persons vaccinated for COVID-19 for the past 2 weeks

Number of persons who received their first dose of a two-dose series of the COVID-19 vaccine



Number of persons who completed the COVID-19 vaccine series



COVID-19: Hernando County vaccine summary

Vaccination data through May 6, 2021 as of May 7, 2021 at 12:05 AM

Data in this report are provisional and subject to change.

Data in this summary pertain to COVID-19 vaccines approved by the U.S. Food and Drug Administration and have been issued an Emergency Use Authorization (Janssen COVID-19 Vaccine, Moderna COVID-19 Vaccine and Pfizer-BioNTech COVID-19 Vaccine). These data summarize the number of people who have received either their first dose or have completed the series for a COVID-19 vaccine. **A person can only be counted in one category, first dose or series complete.** For persons receiving Moderna or Pfizer vaccines, once they receive their second dose, they are moved from the first dose column to the series completed column. **Because of this, the total first dose category may show a change from report to report not matching the total receiving their first dose from the previous day.** Persons receiving Johnson & Johnson vaccines will always be counted in the series completed column.

COVID-19 doses for vaccinated persons in Florida

Doses administered 117,343

People receiving one dose of a 1-dose series (Johnson & Johnson) or receiving only one dose of a 2-dose series (Moderna, Pfizer) count once. Persons receiving both doses of a 2-dose series count twice.

Current status of persons vaccinated for COVID-19 in Florida

Total people vaccinated 69,229

First dose 15,933

Series completed 53,296

Completed 1-dose series 5,182

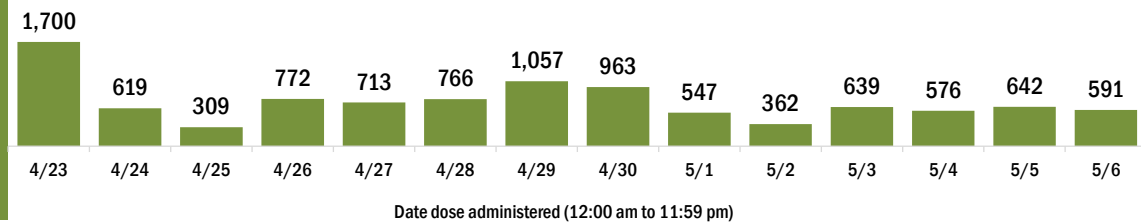
Completed 2-dose series 48,114

First dose: current number of people who have only received their first dose of the Moderna or Pfizer vaccine.

Series complete: current number of people who have received both Moderna or Pfizer vaccine doses or one Johnson & Johnson dose and are considered fully immunized.

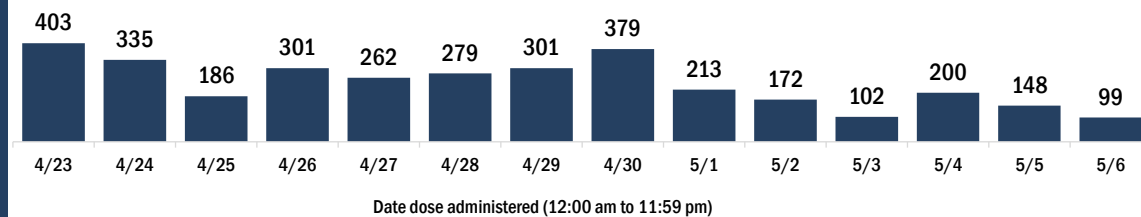
Demographic summary	First dose	Series complete	Total people vaccinated
Age group	15,933	53,296	69,229
16-24 years	1,444	1,042	2,486
25-34 years	1,600	1,655	3,255
35-44 years	1,912	2,692	4,604
45-54 years	2,413	5,208	7,621
55-64 years	3,224	10,398	13,622
65-74 years	2,788	17,467	20,255
75-84 years	1,807	11,304	13,111
85+ years	745	3,530	4,275
Race	15,933	53,296	69,229
White	10,844	38,494	49,338
Black	561	1,387	1,948
American Indian/Alaskan	85	162	247
Other	1,334	3,731	5,065
Unknown	3,109	9,522	12,631
Other race includes Asian, native Hawaiian/Pacific Islander, or other.			
Ethnicity	15,933	53,296	69,229
Hispanic	1,517	2,765	4,282
Non-Hispanic	7,935	30,092	38,027
Unknown	6,481	20,439	26,920
Gender	15,933	53,296	69,229
Female	8,819	30,631	39,450
Male	7,102	22,630	29,732
Unknown	12	35	47

COVID-19 doses administered for the past 2 weeks

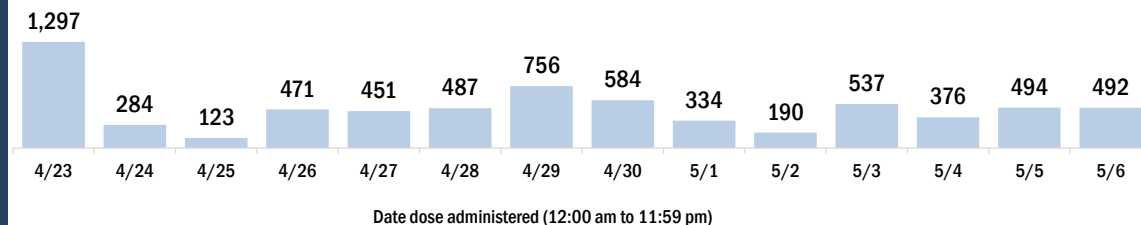


Persons vaccinated for COVID-19 for the past 2 weeks

Number of persons who received their first dose of a two-dose series of the COVID-19 vaccine



Number of persons who completed the COVID-19 vaccine series



COVID-19: Highlands County vaccine summary

Vaccination data through May 6, 2021 as of May 7, 2021 at 12:05 AM

Data in this report are provisional and subject to change.

Data in this summary pertain to COVID-19 vaccines approved by the U.S. Food and Drug Administration and have been issued an Emergency Use Authorization (Janssen COVID-19 Vaccine, Moderna COVID-19 Vaccine and Pfizer-BioNTech COVID-19 Vaccine). These data summarize the number of people who have received either their first dose or have completed the series for a COVID-19 vaccine. **A person can only be counted in one category, first dose or series complete.** For persons receiving Moderna or Pfizer vaccines, once they receive their second dose, they are moved from the first dose column to the series completed column. **Because of this, the total first dose category may show a change from report to report not matching the total receiving their first dose from the previous day.** Persons receiving Johnson & Johnson vaccines will always be counted in the series completed column.

COVID-19 doses for vaccinated persons in Florida

Doses administered 71,391

People receiving one dose of a 1-dose series (Johnson & Johnson) or receiving only one dose of a 2-dose series (Moderna, Pfizer) count once. Persons receiving both doses of a 2-dose series count twice.

Current status of persons vaccinated for COVID-19 in Florida

Total people vaccinated 42,687

First dose 12,965

Series completed 29,722

Completed 1-dose series 1,018

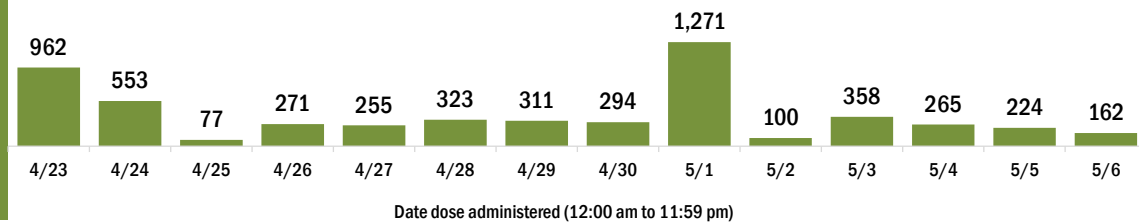
Completed 2-dose series 28,704

First dose: current number of people who have only received their first dose of the Moderna or Pfizer vaccine.

Series complete: current number of people who have received both Moderna or Pfizer vaccine doses or one Johnson & Johnson dose and are considered fully immunized.

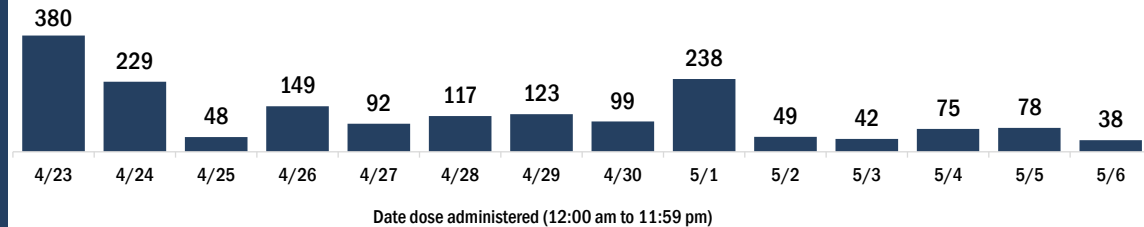
Demographic summary	First dose	Series complete	Total people vaccinated
Age group	12,965	29,722	42,687
16-24 years	586	345	931
25-34 years	644	679	1,323
35-44 years	849	941	1,790
45-54 years	1,209	1,839	3,048
55-64 years	2,278	4,794	7,072
65-74 years	3,657	10,598	14,255
75-84 years	2,822	8,239	11,061
85+ years	920	2,287	3,207
Race	12,965	29,722	42,687
White	9,927	24,414	34,341
Black	679	1,021	1,700
American Indian/Alaskan	146	203	349
Other	930	1,851	2,781
Unknown	1,283	2,233	3,516
Other race includes Asian, native Hawaiian/Pacific Islander, or other.			
Ethnicity	12,965	29,722	42,687
Hispanic	1,701	2,107	3,808
Non-Hispanic	7,973	21,947	29,920
Unknown	3,291	5,668	8,959
Gender	12,965	29,722	42,687
Female	6,869	16,140	23,009
Male	6,077	13,564	19,641
Unknown	19	18	37

COVID-19 doses administered for the past 2 weeks

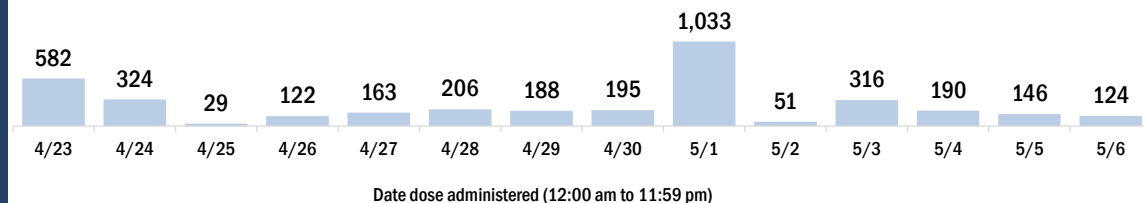


Persons vaccinated for COVID-19 for the past 2 weeks

Number of persons who received their first dose of a two-dose series of the COVID-19 vaccine



Number of persons who completed the COVID-19 vaccine series



COVID-19: Hillsborough County vaccine summary

Vaccination data through May 6, 2021 as of May 7, 2021 at 12:05 AM

Data in this report are provisional and subject to change.

Data in this summary pertain to COVID-19 vaccines approved by the U.S. Food and Drug Administration and have been issued an Emergency Use Authorization (Janssen COVID-19 Vaccine, Moderna COVID-19 Vaccine and Pfizer-BioNTech COVID-19 Vaccine). These data summarize the number of people who have received either their first dose or have completed the series for a COVID-19 vaccine. **A person can only be counted in one category, first dose or series complete.** For persons receiving Moderna or Pfizer vaccines, once they receive their second dose, they are moved from the first dose column to the series completed column. **Because of this, the total first dose category may show a change from report to report not matching the total receiving their first dose from the previous day.** Persons receiving Johnson & Johnson vaccines will always be counted in the series completed column.

COVID-19 doses for vaccinated persons in Florida

Doses administered 912,784

People receiving one dose of a 1-dose series (Johnson & Johnson) or receiving only one dose of a 2-dose series (Moderna, Pfizer) count once. Persons receiving both doses of a 2-dose series count twice.

Current status of persons vaccinated for COVID-19 in Florida

Total people vaccinated 564,831

First dose 163,687

Series completed 401,144

Completed 1-dose series 53,191

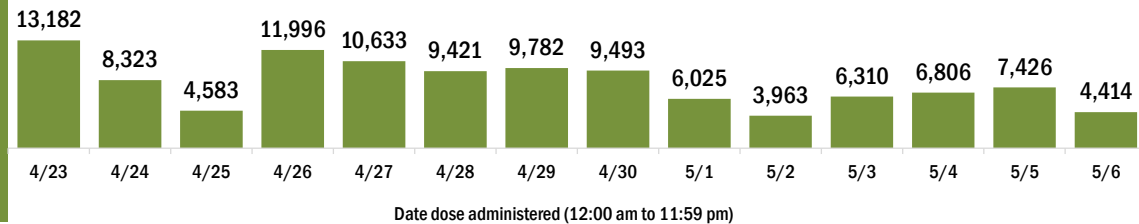
Completed 2-dose series 347,953

First dose: current number of people who have only received their first dose of the Moderna or Pfizer vaccine.

Series complete: current number of people who have received both Moderna or Pfizer vaccine doses or one Johnson & Johnson dose and are considered fully immunized.

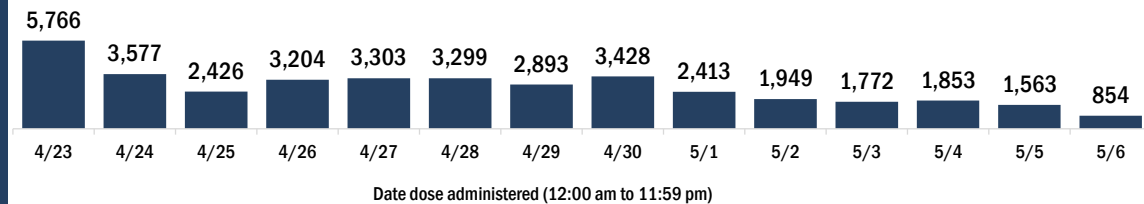
Demographic summary	First dose	Series complete	Total people vaccinated
Age group	163,687	401,144	564,831
16-24 years	20,052	24,682	44,734
25-34 years	24,169	42,071	66,240
35-44 years	24,178	55,234	79,412
45-54 years	22,486	70,435	92,921
55-64 years	22,164	86,589	108,753
65-74 years	30,123	73,077	103,200
75-84 years	15,469	36,213	51,682
85+ years	5,046	12,843	17,889
Race	163,687	401,144	564,831
White	98,527	261,998	360,525
Black	11,706	26,880	38,586
American Indian/Alaskan	732	1,060	1,792
Other	23,577	54,672	78,249
Unknown	29,145	56,534	85,679
Other race includes Asian, native Hawaiian/Pacific Islander, or other.			
Ethnicity	163,687	401,144	564,831
Hispanic	26,069	43,120	69,189
Non-Hispanic	78,094	232,564	310,658
Unknown	59,524	125,460	184,984
Gender	163,687	401,144	564,831
Female	85,827	224,612	310,439
Male	77,607	176,262	253,869
Unknown	253	270	523

COVID-19 doses administered for the past 2 weeks

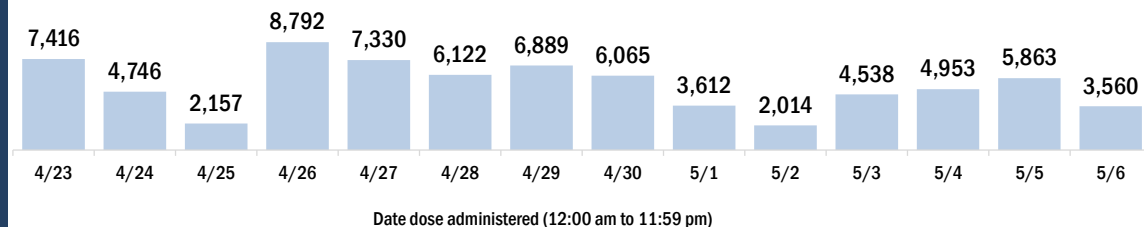


Persons vaccinated for COVID-19 for the past 2 weeks

Number of persons who received their first dose of a two-dose series of the COVID-19 vaccine



Number of persons who completed the COVID-19 vaccine series



COVID-19: Holmes County vaccine summary

Vaccination data through May 6, 2021 as of May 7, 2021 at 12:05 AM

Data in this report are provisional and subject to change.

Data in this summary pertain to COVID-19 vaccines approved by the U.S. Food and Drug Administration and have been issued an Emergency Use Authorization (Janssen COVID-19 Vaccine, Moderna COVID-19 Vaccine and Pfizer-BioNTech COVID-19 Vaccine). These data summarize the number of people who have received either their first dose or have completed the series for a COVID-19 vaccine. **A person can only be counted in one category, first dose or series complete.** For persons receiving Moderna or Pfizer vaccines, once they receive their second dose, they are moved from the first dose column to the series completed column. **Because of this, the total first dose category may show a change from report to report not matching the total receiving their first dose from the previous day.** Persons receiving Johnson & Johnson vaccines will always be counted in the series completed column.

COVID-19 doses for vaccinated persons in Florida

Doses administered 7,010

People receiving one dose of a 1-dose series (Johnson & Johnson) or receiving only one dose of a 2-dose series (Moderna, Pfizer) count once. Persons receiving both doses of a 2-dose series count twice.

Current status of persons vaccinated for COVID-19 in Florida

Total people vaccinated 4,209

First dose 1,074

Series completed 3,135

Completed 1-dose series 334

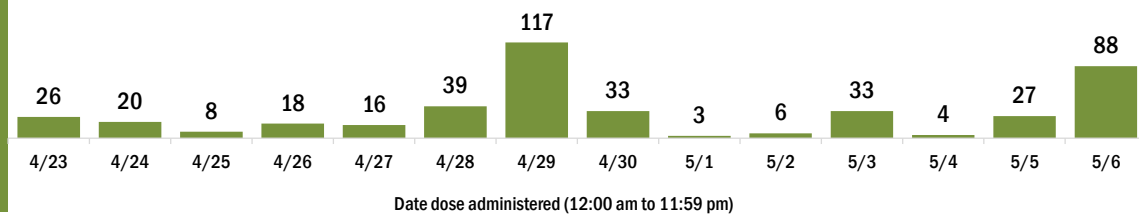
Completed 2-dose series 2,801

First dose: current number of people who have only received their first dose of the Moderna or Pfizer vaccine.

Series complete: current number of people who have received both Moderna or Pfizer vaccine doses or one Johnson & Johnson dose and are considered fully immunized.

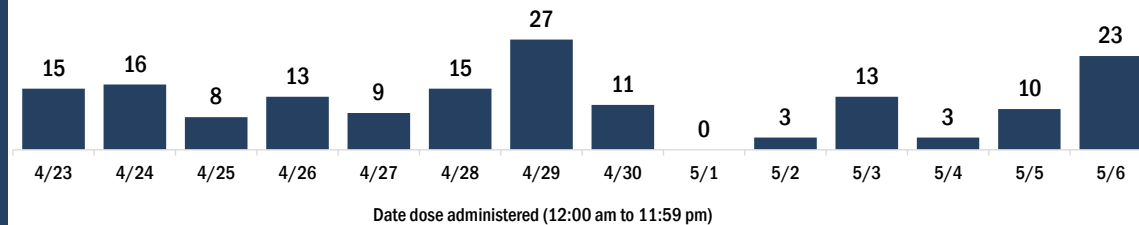
Demographic summary	First dose	Series complete	Total people vaccinated
Age group	1,074	3,135	4,209
16-24 years	59	49	108
25-34 years	127	94	221
35-44 years	172	165	337
45-54 years	198	299	497
55-64 years	239	638	877
65-74 years	161	1,028	1,189
75-84 years	94	676	770
85+ years	24	186	210
Race	1,074	3,135	4,209
White	768	2,708	3,476
Black	180	102	282
American Indian/Alaskan	10	33	43
Other	67	178	245
Unknown	49	114	163
Other race includes Asian, native Hawaiian/Pacific Islander, or other.			
Ethnicity	1,074	3,135	4,209
Hispanic	50	32	82
Non-Hispanic	865	2,631	3,496
Unknown	159	472	631
Gender	1,074	3,135	4,209
Female	357	1,727	2,084
Male	717	1,408	2,125
Unknown	0	0	0

COVID-19 doses administered for the past 2 weeks

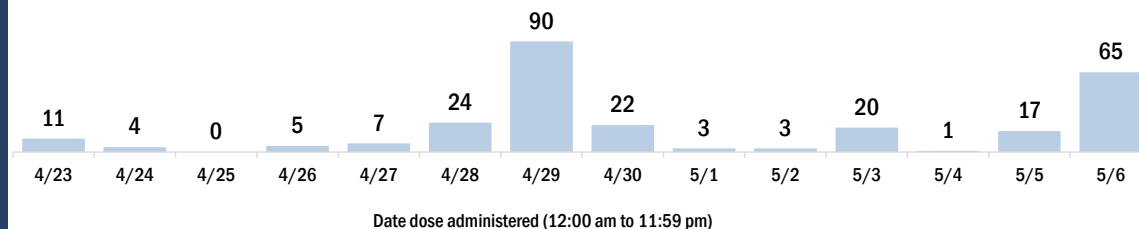


Persons vaccinated for COVID-19 for the past 2 weeks

Number of persons who received their first dose of a two-dose series of the COVID-19 vaccine



Number of persons who completed the COVID-19 vaccine series



COVID-19: Indian River County vaccine summary

Vaccination data through May 6, 2021 as of May 7, 2021 at 12:05 AM

Data in this report are provisional and subject to change.

Data in this summary pertain to COVID-19 vaccines approved by the U.S. Food and Drug Administration and have been issued an Emergency Use Authorization (Janssen COVID-19 Vaccine, Moderna COVID-19 Vaccine and Pfizer-BioNTech COVID-19 Vaccine). These data summarize the number of people who have received either their first dose or have completed the series for a COVID-19 vaccine. **A person can only be counted in one category, first dose or series complete.** For persons receiving Moderna or Pfizer vaccines, once they receive their second dose, they are moved from the first dose column to the series completed column. **Because of this, the total first dose category may show a change from report to report not matching the total receiving their first dose from the previous day.** Persons receiving Johnson & Johnson vaccines will always be counted in the series completed column.

COVID-19 doses for vaccinated persons in Florida

Doses administered 139,601

People receiving one dose of a 1-dose series (Johnson & Johnson) or receiving only one dose of a 2-dose series (Moderna, Pfizer) count once. Persons receiving both doses of a 2-dose series count twice.

Current status of persons vaccinated for COVID-19 in Florida

Total people vaccinated 82,487

First dose 23,052

Series completed 59,435

Completed 1-dose series 2,321

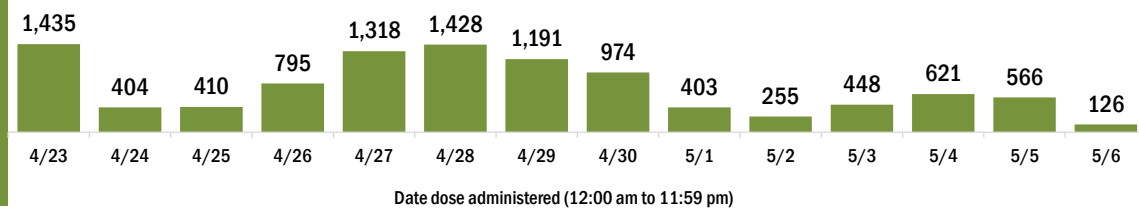
Completed 2-dose series 57,114

First dose: current number of people who have only received their first dose of the Moderna or Pfizer vaccine.

Series complete: current number of people who have received both Moderna or Pfizer vaccine doses or one Johnson & Johnson dose and are considered fully immunized.

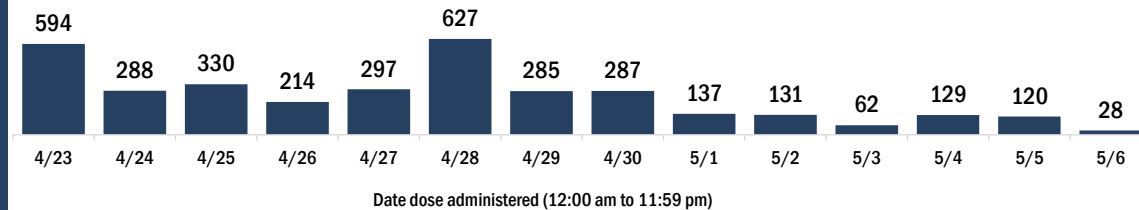
Demographic summary	First dose	Series complete	Total people vaccinated
Age group	23,052	59,435	82,487
16-24 years	1,480	1,027	2,507
25-34 years	1,701	1,727	3,428
35-44 years	1,927	2,557	4,484
45-54 years	2,575	4,827	7,402
55-64 years	4,256	11,457	15,713
65-74 years	5,311	20,762	26,073
75-84 years	4,028	12,790	16,818
85+ years	1,774	4,288	6,062
Race	23,052	59,435	82,487
White	16,747	43,871	60,618
Black	1,185	1,834	3,019
American Indian/Alaskan	140	304	444
Other	1,690	4,078	5,768
Unknown	3,290	9,348	12,638
Other race includes Asian, native Hawaiian/Pacific Islander, or other.			
Ethnicity	23,052	59,435	82,487
Hispanic	2,271	2,430	4,701
Non-Hispanic	11,399	37,172	48,571
Unknown	9,382	19,833	29,215
Gender	23,052	59,435	82,487
Female	12,116	33,281	45,397
Male	10,910	26,118	37,028
Unknown	26	36	62

COVID-19 doses administered for the past 2 weeks

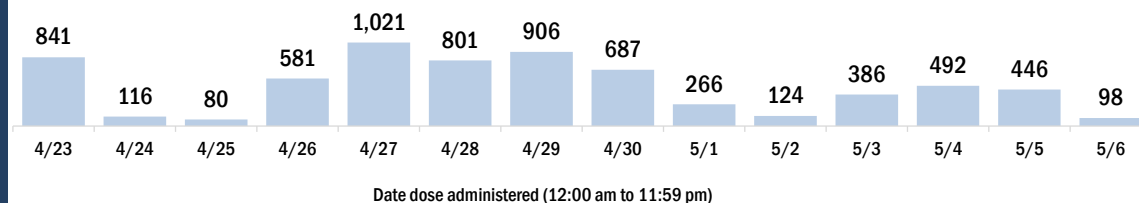


Persons vaccinated for COVID-19 for the past 2 weeks

Number of persons who received their first dose of a two-dose series of the COVID-19 vaccine



Number of persons who completed the COVID-19 vaccine series



COVID-19: Jackson County vaccine summary

Vaccination data through May 6, 2021 as of May 7, 2021 at 12:05 AM

Data in this report are provisional and subject to change.

Data in this summary pertain to COVID-19 vaccines approved by the U.S. Food and Drug Administration and have been issued an Emergency Use Authorization (Janssen COVID-19 Vaccine, Moderna COVID-19 Vaccine and Pfizer-BioNTech COVID-19 Vaccine). These data summarize the number of people who have received either their first dose or have completed the series for a COVID-19 vaccine. **A person can only be counted in one category, first dose or series complete.** For persons receiving Moderna or Pfizer vaccines, once they receive their second dose, they are moved from the first dose column to the series completed column. **Because of this, the total first dose category may show a change from report to report not matching the total receiving their first dose from the previous day.** Persons receiving Johnson & Johnson vaccines will always be counted in the series completed column.

COVID-19 doses for vaccinated persons in Florida

Doses administered 22,922

People receiving one dose of a 1-dose series (Johnson & Johnson) or receiving only one dose of a 2-dose series (Moderna, Pfizer) count once. Persons receiving both doses of a 2-dose series count twice.

Current status of persons vaccinated for COVID-19 in Florida

Total people vaccinated 13,519

First dose 3,273

Series completed 10,246

Completed 1-dose series 843

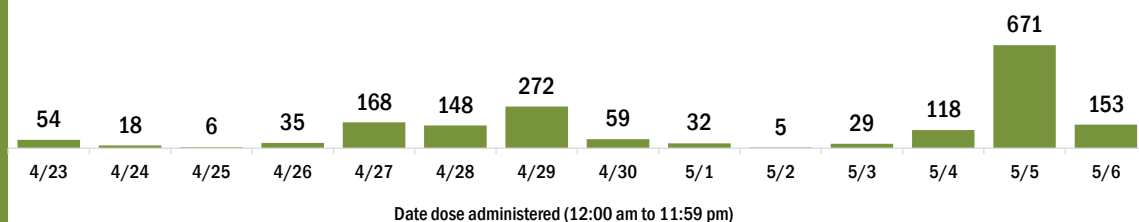
Completed 2-dose series 9,403

First dose: current number of people who have only received their first dose of the Moderna or Pfizer vaccine.

Series complete: current number of people who have received both Moderna or Pfizer vaccine doses or one Johnson & Johnson dose and are considered fully immunized.

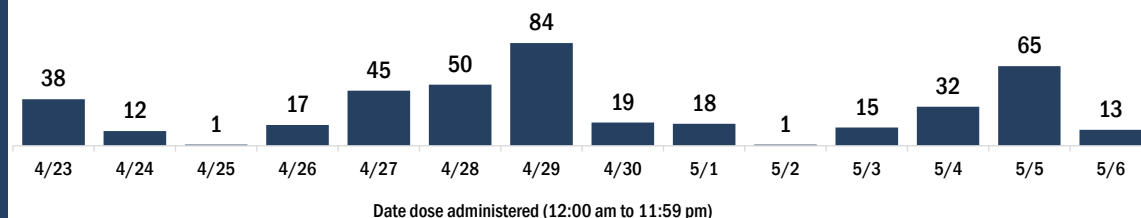
Demographic summary	First dose	Series complete	Total people vaccinated
Age group	3,273	10,246	13,519
16-24 years	182	170	352
25-34 years	408	404	812
35-44 years	525	684	1,209
45-54 years	604	1,188	1,792
55-64 years	580	2,264	2,844
65-74 years	516	3,114	3,630
75-84 years	331	1,823	2,154
85+ years	127	599	726
Race	3,273	10,246	13,519
White	1,897	7,103	9,000
Black	881	2,153	3,034
American Indian/Alaskan	19	50	69
Other	184	437	621
Unknown	292	503	795
Other race includes Asian, native Hawaiian/Pacific Islander, or other.			
Ethnicity	3,273	10,246	13,519
Hispanic	179	204	383
Non-Hispanic	1,773	7,775	9,548
Unknown	1,321	2,267	3,588
Gender	3,273	10,246	13,519
Female	1,230	5,535	6,765
Male	2,042	4,711	6,753
Unknown	1	0	1

COVID-19 doses administered for the past 2 weeks

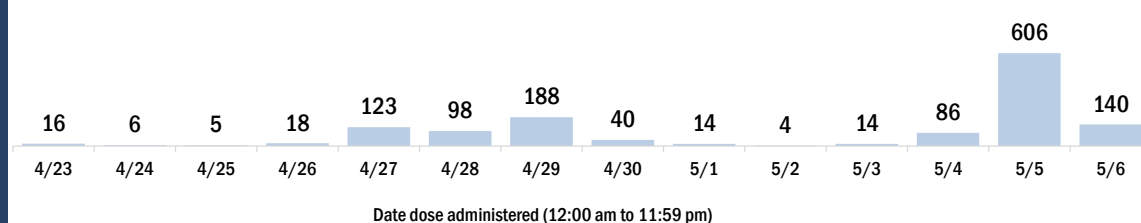


Persons vaccinated for COVID-19 for the past 2 weeks

Number of persons who received their first dose of a two-dose series of the COVID-19 vaccine



Number of persons who completed the COVID-19 vaccine series



COVID-19: Jefferson County vaccine summary

Vaccination data through May 6, 2021 as of May 7, 2021 at 12:05 AM

Data in this report are provisional and subject to change.

Data in this summary pertain to COVID-19 vaccines approved by the U.S. Food and Drug Administration and have been issued an Emergency Use Authorization (Janssen COVID-19 Vaccine, Moderna COVID-19 Vaccine and Pfizer-BioNTech COVID-19 Vaccine). These data summarize the number of people who have received either their first dose or have completed the series for a COVID-19 vaccine. **A person can only be counted in one category, first dose or series complete.** For persons receiving Moderna or Pfizer vaccines, once they receive their second dose, they are moved from the first dose column to the series completed column. **Because of this, the total first dose category may show a change from report to report not matching the total receiving their first dose from the previous day.** Persons receiving Johnson & Johnson vaccines will always be counted in the series completed column.

COVID-19 doses for vaccinated persons in Florida

Doses administered 8,817

People receiving one dose of a 1-dose series (Johnson & Johnson) or receiving only one dose of a 2-dose series (Moderna, Pfizer) count once. Persons receiving both doses of a 2-dose series count twice.

Current status of persons vaccinated for COVID-19 in Florida

Total people vaccinated 5,104

First dose 1,104

Series completed 4,000

Completed 1-dose series 287

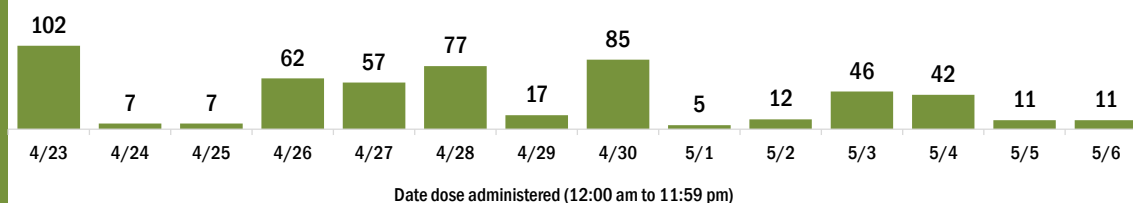
Completed 2-dose series 3,713

First dose: current number of people who have only received their first dose of the Moderna or Pfizer vaccine.

Series complete: current number of people who have received both Moderna or Pfizer vaccine doses or one Johnson & Johnson dose and are considered fully immunized.

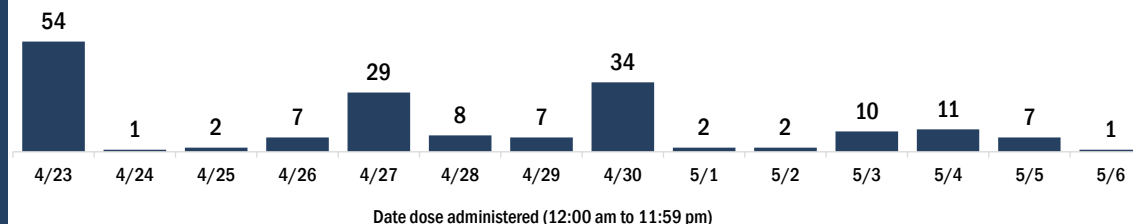
Demographic summary	First dose	Series complete	Total people vaccinated
Age group	1,104	4,000	5,104
16-24 years	83	73	156
25-34 years	106	135	241
35-44 years	175	203	378
45-54 years	246	456	702
55-64 years	280	965	1,245
65-74 years	133	1,330	1,463
75-84 years	57	658	715
85+ years	24	180	204
Race	1,104	4,000	5,104
White	593	2,264	2,857
Black	352	920	1,272
American Indian/Alaskan	2	7	9
Other	97	544	641
Unknown	60	265	325
Other race includes Asian, native Hawaiian/Pacific Islander, or other.			
Ethnicity	1,104	4,000	5,104
Hispanic	29	90	119
Non-Hispanic	885	2,654	3,539
Unknown	190	1,256	1,446
Gender	1,104	4,000	5,104
Female	394	2,335	2,729
Male	710	1,665	2,375
Unknown	0	0	0

COVID-19 doses administered for the past 2 weeks

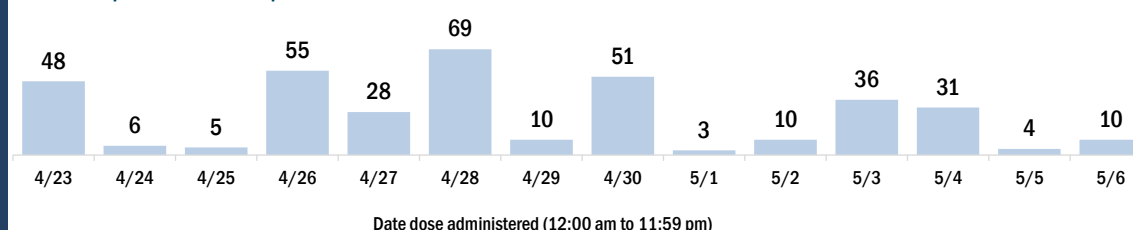


Persons vaccinated for COVID-19 for the past 2 weeks

Number of persons who received their first dose of a two-dose series of the COVID-19 vaccine



Number of persons who completed the COVID-19 vaccine series



COVID-19: Lafayette County vaccine summary

Vaccination data through May 6, 2021 as of May 7, 2021 at 12:05 AM

Data in this report are provisional and subject to change.

Data in this summary pertain to COVID-19 vaccines approved by the U.S. Food and Drug Administration and have been issued an Emergency Use Authorization (Janssen COVID-19 Vaccine, Moderna COVID-19 Vaccine and Pfizer-BioNTech COVID-19 Vaccine). These data summarize the number of people who have received either their first dose or have completed the series for a COVID-19 vaccine. **A person can only be counted in one category, first dose or series complete.** For persons receiving Moderna or Pfizer vaccines, once they receive their second dose, they are moved from the first dose column to the series completed column. **Because of this, the total first dose category may show a change from report to report not matching the total receiving their first dose from the previous day.** Persons receiving Johnson & Johnson vaccines will always be counted in the series completed column.

COVID-19 doses for vaccinated persons in Florida

Doses administered 3,577

People receiving one dose of a 1-dose series (Johnson & Johnson) or receiving only one dose of a 2-dose series (Moderna, Pfizer) count once. Persons receiving both doses of a 2-dose series count twice.

Current status of persons vaccinated for COVID-19 in Florida

Total people vaccinated 2,146

First dose 670

Series completed 1,476

Completed 1-dose series 45

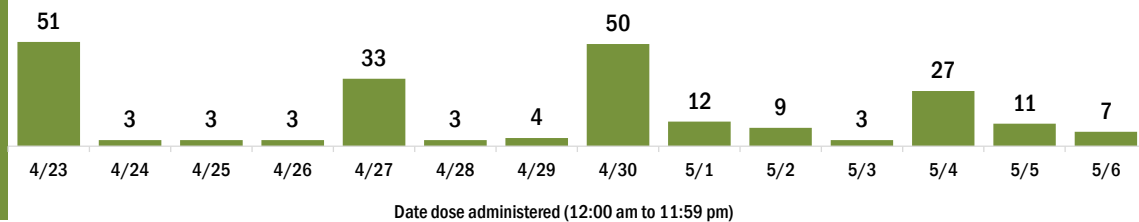
Completed 2-dose series 1,431

First dose: current number of people who have only received their first dose of the Moderna or Pfizer vaccine.

Series complete: current number of people who have received both Moderna or Pfizer vaccine doses or one Johnson & Johnson dose and are considered fully immunized.

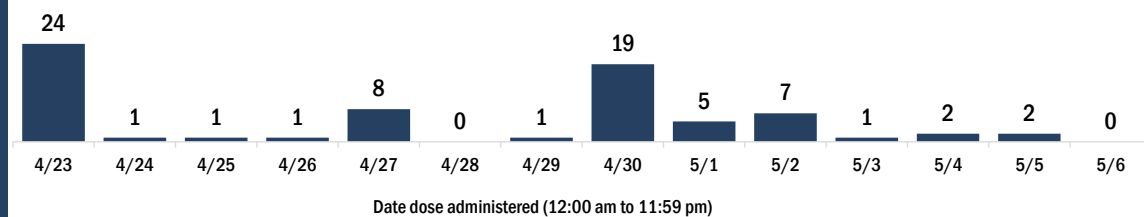
Demographic summary	First dose	Series complete	Total people vaccinated
Age group	670	1,476	2,146
16-24 years	29	10	39
25-34 years	88	21	109
35-44 years	125	50	175
45-54 years	134	119	253
55-64 years	99	211	310
65-74 years	112	622	734
75-84 years	56	343	399
85+ years	27	100	127
Race	670	1,476	2,146
White	418	1,252	1,670
Black	145	50	195
American Indian/Alaskan	3	6	9
Other	46	87	133
Unknown	58	81	139
Other race includes Asian, native Hawaiian/Pacific Islander, or other.			
Ethnicity	670	1,476	2,146
Hispanic	50	63	113
Non-Hispanic	222	1,160	1,382
Unknown	398	253	651
Gender	670	1,476	2,146
Female	175	764	939
Male	494	712	1,206
Unknown	1	0	1

COVID-19 doses administered for the past 2 weeks

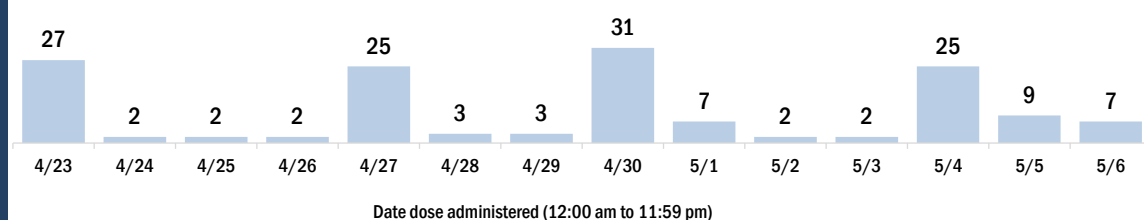


Persons vaccinated for COVID-19 for the past 2 weeks

Number of persons who received their first dose of a two-dose series of the COVID-19 vaccine



Number of persons who completed the COVID-19 vaccine series



COVID-19: Lake County vaccine summary

Vaccination data through May 6, 2021 as of May 7, 2021 at 12:05 AM

Data in this report are provisional and subject to change.

Data in this summary pertain to COVID-19 vaccines approved by the U.S. Food and Drug Administration and have been issued an Emergency Use Authorization (Janssen COVID-19 Vaccine, Moderna COVID-19 Vaccine and Pfizer-BioNTech COVID-19 Vaccine). These data summarize the number of people who have received either their first dose or have completed the series for a COVID-19 vaccine. **A person can only be counted in one category, first dose or series complete.** For persons receiving Moderna or Pfizer vaccines, once they receive their second dose, they are moved from the first dose column to the series completed column. **Because of this, the total first dose category may show a change from report to report not matching the total receiving their first dose from the previous day.** Persons receiving Johnson & Johnson vaccines will always be counted in the series completed column.

COVID-19 doses for vaccinated persons in Florida

Doses administered 296,448

People receiving one dose of a 1-dose series (Johnson & Johnson) or receiving only one dose of a 2-dose series (Moderna, Pfizer) count once. Persons receiving both doses of a 2-dose series count twice.

Current status of persons vaccinated for COVID-19 in Florida

Total people vaccinated 168,642

First dose 33,716

Series completed 134,926

Completed 1-dose series 7,120

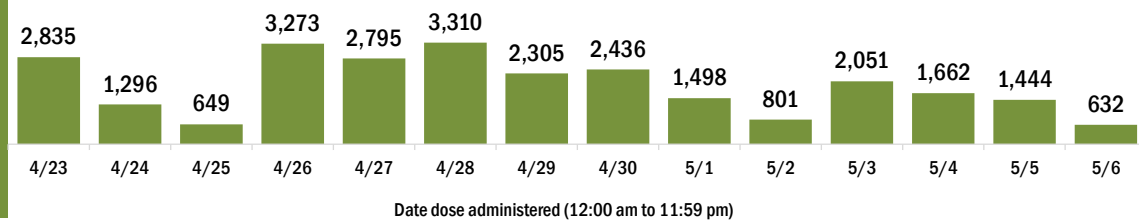
Completed 2-dose series 127,806

First dose: current number of people who have only received their first dose of the Moderna or Pfizer vaccine.

Series complete: current number of people who have received both Moderna or Pfizer vaccine doses or one Johnson & Johnson dose and are considered fully immunized.

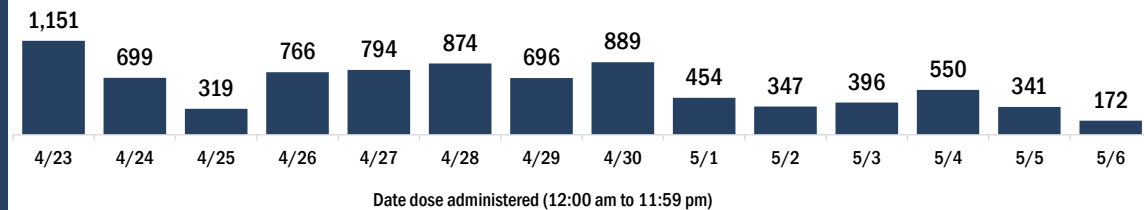
Demographic summary	First dose	Series complete	Total people vaccinated
Age group	33,716	134,926	168,642
16-24 years	3,455	4,510	7,965
25-34 years	4,114	5,983	10,097
35-44 years	4,526	8,990	13,516
45-54 years	5,002	13,710	18,712
55-64 years	6,180	24,114	30,294
65-74 years	5,227	41,182	46,409
75-84 years	3,699	28,202	31,901
85+ years	1,513	8,235	9,748
Race	33,716	134,926	168,642
White	21,009	100,090	121,099
Black	2,319	6,904	9,223
American Indian/Alaskan	206	730	936
Other	3,800	11,995	15,795
Unknown	6,382	15,207	21,589
Other race includes Asian, native Hawaiian/Pacific Islander, or other.			
Ethnicity	33,716	134,926	168,642
Hispanic	4,489	9,971	14,460
Non-Hispanic	15,145	79,021	94,166
Unknown	14,082	45,934	60,016
Gender	33,716	134,926	168,642
Female	17,980	75,761	93,741
Male	15,682	59,050	74,732
Unknown	54	115	169

COVID-19 doses administered for the past 2 weeks

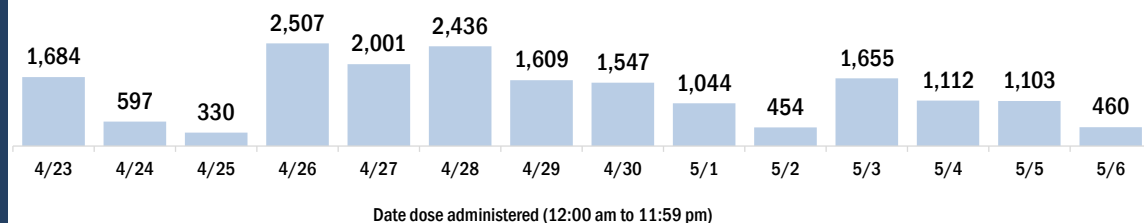


Persons vaccinated for COVID-19 for the past 2 weeks

Number of persons who received their first dose of a two-dose series of the COVID-19 vaccine



Number of persons who completed the COVID-19 vaccine series



COVID-19: Lee County vaccine summary

Vaccination data through May 6, 2021 as of May 7, 2021 at 12:05 AM

Data in this report are provisional and subject to change.

Data in this summary pertain to COVID-19 vaccines approved by the U.S. Food and Drug Administration and have been issued an Emergency Use Authorization (Janssen COVID-19 Vaccine, Moderna COVID-19 Vaccine and Pfizer-BioNTech COVID-19 Vaccine). These data summarize the number of people who have received either their first dose or have completed the series for a COVID-19 vaccine. **A person can only be counted in one category, first dose or series complete.** For persons receiving Moderna or Pfizer vaccines, once they receive their second dose, they are moved from the first dose column to the series completed column. **Because of this, the total first dose category may show a change from report to report not matching the total receiving their first dose from the previous day.** Persons receiving Johnson & Johnson vaccines will always be counted in the series completed column.

COVID-19 doses for vaccinated persons in Florida

Doses administered 572,866

People receiving one dose of a 1-dose series (Johnson & Johnson) or receiving only one dose of a 2-dose series (Moderna, Pfizer) count once. Persons receiving both doses of a 2-dose series count twice.

Current status of persons vaccinated for COVID-19 in Florida

Total people vaccinated 332,903

First dose 78,794

Series completed 254,109

Completed 1-dose series 14,146

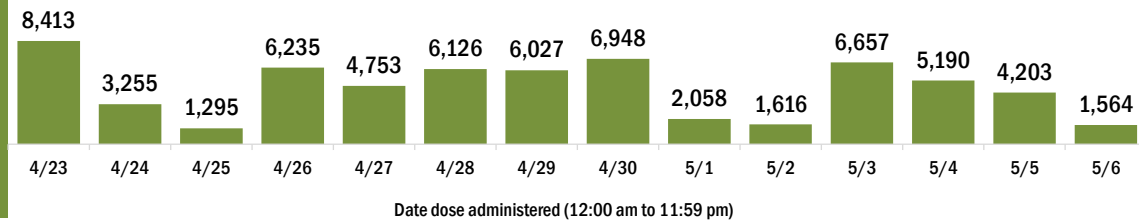
Completed 2-dose series 239,963

First dose: current number of people who have only received their first dose of the Moderna or Pfizer vaccine.

Series complete: current number of people who have received both Moderna or Pfizer vaccine doses or one Johnson & Johnson dose and are considered fully immunized.

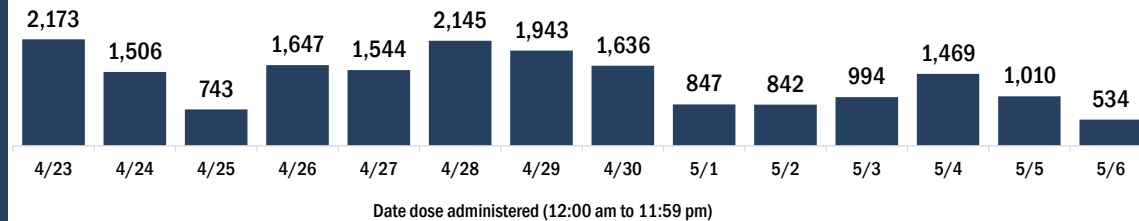
Demographic summary	First dose	Series complete	Total people vaccinated
Age group	78,794	254,109	332,903
16-24 years	7,297	4,057	11,354
25-34 years	9,169	7,771	16,940
35-44 years	10,709	12,576	23,285
45-54 years	11,886	22,232	34,118
55-64 years	15,458	48,345	63,803
65-74 years	13,411	90,579	103,990
75-84 years	8,049	54,108	62,157
85+ years	2,815	14,441	17,256
Race	78,794	254,109	332,903
White	52,640	183,350	235,990
Black	3,501	6,056	9,557
American Indian/Alaskan	342	854	1,196
Other	7,471	16,763	24,234
Unknown	14,840	47,086	61,926
Other race includes Asian, native Hawaiian/Pacific Islander, or other.			
Ethnicity	78,794	254,109	332,903
Hispanic	14,470	18,172	32,642
Non-Hispanic	37,037	147,260	184,297
Unknown	27,287	88,677	115,964
Gender	78,794	254,109	332,903
Female	41,444	141,217	182,661
Male	37,162	112,458	149,620
Unknown	188	434	622

COVID-19 doses administered for the past 2 weeks

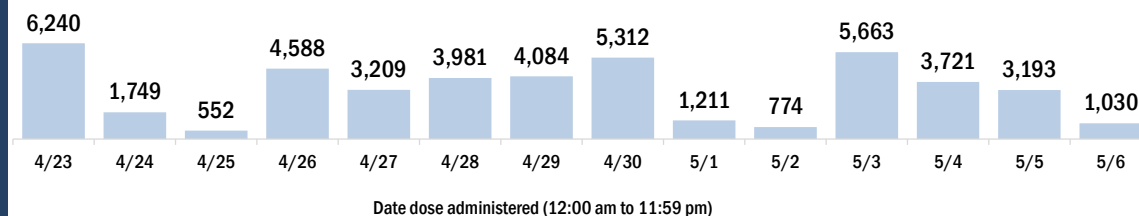


Persons vaccinated for COVID-19 for the past 2 weeks

Number of persons who received their first dose of a two-dose series of the COVID-19 vaccine



Number of persons who completed the COVID-19 vaccine series



COVID-19: Leon County vaccine summary

Vaccination data through May 6, 2021 as of May 7, 2021 at 12:05 AM

Data in this report are provisional and subject to change.

Data in this summary pertain to COVID-19 vaccines approved by the U.S. Food and Drug Administration and have been issued an Emergency Use Authorization (Janssen COVID-19 Vaccine, Moderna COVID-19 Vaccine and Pfizer-BioNTech COVID-19 Vaccine). These data summarize the number of people who have received either their first dose or have completed the series for a COVID-19 vaccine. **A person can only be counted in one category, first dose or series complete.** For persons receiving Moderna or Pfizer vaccines, once they receive their second dose, they are moved from the first dose column to the series completed column. **Because of this, the total first dose category may show a change from report to report not matching the total receiving their first dose from the previous day.** Persons receiving Johnson & Johnson vaccines will always be counted in the series completed column.

COVID-19 doses for vaccinated persons in Florida

Doses administered 200,646

People receiving one dose of a 1-dose series (Johnson & Johnson) or receiving only one dose of a 2-dose series (Moderna, Pfizer) count once. Persons receiving both doses of a 2-dose series count twice.

Current status of persons vaccinated for COVID-19 in Florida

Total people vaccinated 114,620

First dose 23,904

Series completed 90,716

Completed 1-dose series 4,690

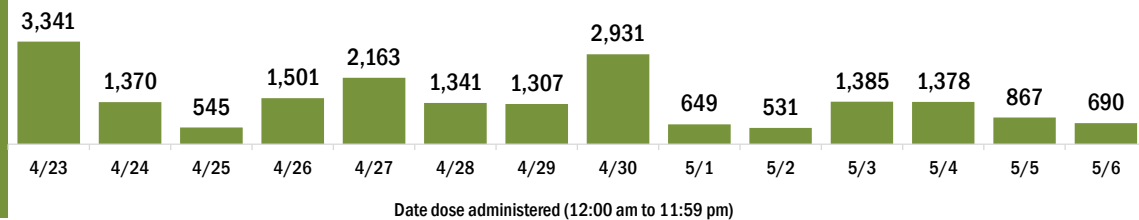
Completed 2-dose series 86,026

First dose: current number of people who have only received their first dose of the Moderna or Pfizer vaccine.

Series complete: current number of people who have received both Moderna or Pfizer vaccine doses or one Johnson & Johnson dose and are considered fully immunized.

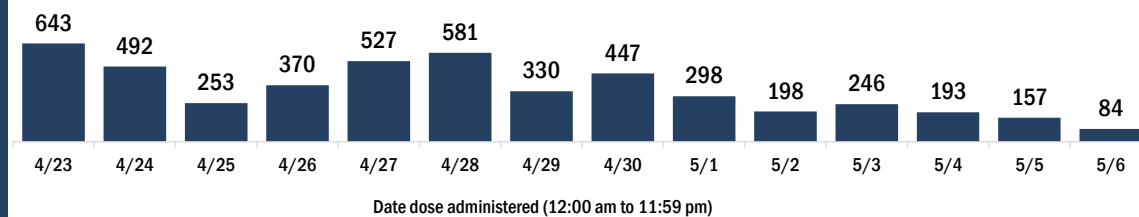
Demographic summary	First dose	Series complete	Total people vaccinated
Age group	23,904	90,716	114,620
16-24 years	5,347	7,561	12,908
25-34 years	4,800	9,590	14,390
35-44 years	4,046	10,771	14,817
45-54 years	3,053	13,100	16,153
55-64 years	2,833	18,154	20,987
65-74 years	2,134	19,628	21,762
75-84 years	1,075	8,880	9,955
85+ years	616	3,032	3,648
Race	23,904	90,716	114,620
White	12,935	53,635	66,570
Black	4,098	12,616	16,714
American Indian/Alaskan	90	280	370
Other	3,242	15,856	19,098
Unknown	3,539	8,329	11,868
Other race includes Asian, native Hawaiian/Pacific Islander, or other.			
Ethnicity	23,904	90,716	114,620
Hispanic	1,785	4,148	5,933
Non-Hispanic	15,271	65,964	81,235
Unknown	6,848	20,604	27,452
Gender	23,904	90,716	114,620
Female	12,911	52,002	64,913
Male	10,949	38,674	49,623
Unknown	44	40	84

COVID-19 doses administered for the past 2 weeks

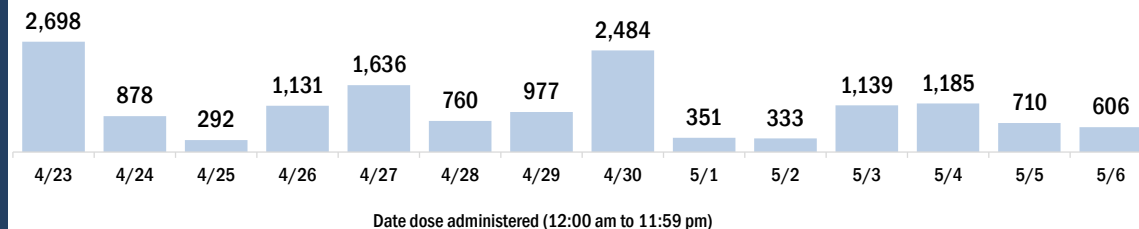


Persons vaccinated for COVID-19 for the past 2 weeks

Number of persons who received their first dose of a two-dose series of the COVID-19 vaccine



Number of persons who completed the COVID-19 vaccine series



COVID-19: Levy County vaccine summary

Vaccination data through May 6, 2021 as of May 7, 2021 at 12:05 AM

Data in this report are provisional and subject to change.

Data in this summary pertain to COVID-19 vaccines approved by the U.S. Food and Drug Administration and have been issued an Emergency Use Authorization (Janssen COVID-19 Vaccine, Moderna COVID-19 Vaccine and Pfizer-BioNTech COVID-19 Vaccine). These data summarize the number of people who have received either their first dose or have completed the series for a COVID-19 vaccine. **A person can only be counted in one category, first dose or series complete.** For persons receiving Moderna or Pfizer vaccines, once they receive their second dose, they are moved from the first dose column to the series completed column. **Because of this, the total first dose category may show a change from report to report not matching the total receiving their first dose from the previous day.** Persons receiving Johnson & Johnson vaccines will always be counted in the series completed column.

COVID-19 doses for vaccinated persons in Florida

Doses administered 19,162

People receiving one dose of a 1-dose series (Johnson & Johnson) or receiving only one dose of a 2-dose series (Moderna, Pfizer) count once. Persons receiving both doses of a 2-dose series count twice.

Current status of persons vaccinated for COVID-19 in Florida

Total people vaccinated 11,283

First dose 2,237

Series completed 9,046

Completed 1-dose series 1,167

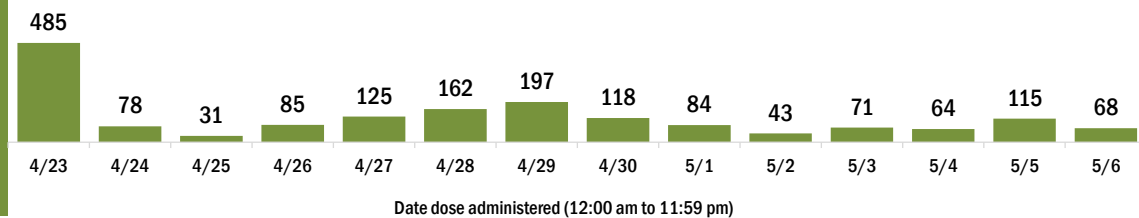
Completed 2-dose series 7,879

First dose: current number of people who have only received their first dose of the Moderna or Pfizer vaccine.

Series complete: current number of people who have received both Moderna or Pfizer vaccine doses or one Johnson & Johnson dose and are considered fully immunized.

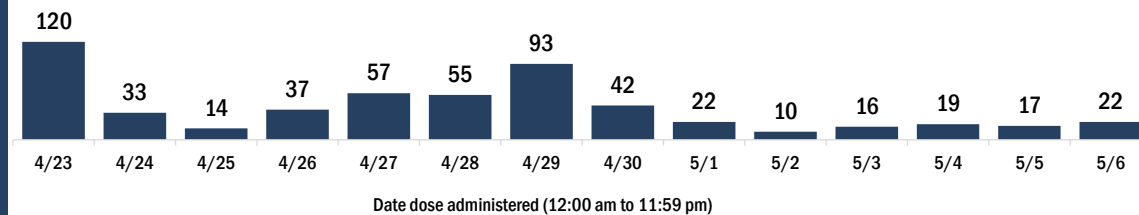
Demographic summary	First dose	Series complete	Total people vaccinated
Age group	2,237	9,046	11,283
16-24 years	144	136	280
25-34 years	194	283	477
35-44 years	260	364	624
45-54 years	332	746	1,078
55-64 years	597	1,941	2,538
65-74 years	441	3,373	3,814
75-84 years	212	1,771	1,983
85+ years	57	432	489
Race	2,237	9,046	11,283
White	1,634	7,127	8,761
Black	224	574	798
American Indian/Alaskan	11	52	63
Other	161	516	677
Unknown	207	777	984
Other race includes Asian, native Hawaiian/Pacific Islander, or other.			
Ethnicity	2,237	9,046	11,283
Hispanic	198	376	574
Non-Hispanic	1,481	6,634	8,115
Unknown	558	2,036	2,594
Gender	2,237	9,046	11,283
Female	1,237	5,122	6,359
Male	997	3,924	4,921
Unknown	3	0	3

COVID-19 doses administered for the past 2 weeks

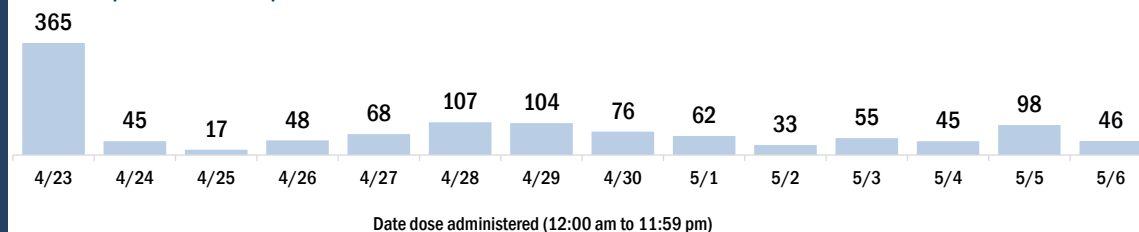


Persons vaccinated for COVID-19 for the past 2 weeks

Number of persons who received their first dose of a two-dose series of the COVID-19 vaccine



Number of persons who completed the COVID-19 vaccine series



COVID-19: Liberty County vaccine summary

Vaccination data through May 6, 2021 as of May 7, 2021 at 12:05 AM

Data in this report are provisional and subject to change.

Data in this summary pertain to COVID-19 vaccines approved by the U.S. Food and Drug Administration and have been issued an Emergency Use Authorization (Janssen COVID-19 Vaccine, Moderna COVID-19 Vaccine and Pfizer-BioNTech COVID-19 Vaccine). These data summarize the number of people who have received either their first dose or have completed the series for a COVID-19 vaccine. **A person can only be counted in one category, first dose or series complete.** For persons receiving Moderna or Pfizer vaccines, once they receive their second dose, they are moved from the first dose column to the series completed column. **Because of this, the total first dose category may show a change from report to report not matching the total receiving their first dose from the previous day.** Persons receiving Johnson & Johnson vaccines will always be counted in the series completed column.

COVID-19 doses for vaccinated persons in Florida

Doses administered 3,223

People receiving one dose of a 1-dose series (Johnson & Johnson) or receiving only one dose of a 2-dose series (Moderna, Pfizer) count once. Persons receiving both doses of a 2-dose series count twice.

Current status of persons vaccinated for COVID-19 in Florida

Total people vaccinated 1,999

First dose 704

Series completed 1,295

Completed 1-dose series 71

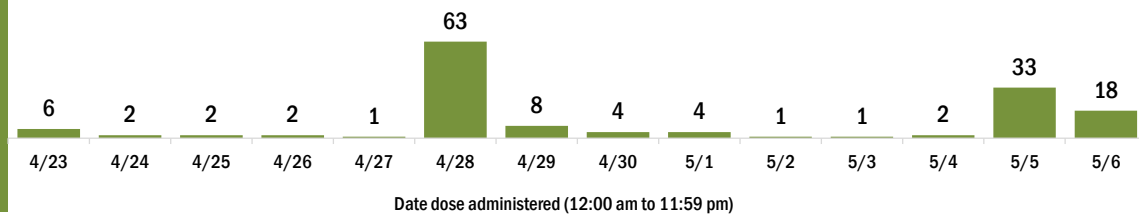
Completed 2-dose series 1,224

First dose: current number of people who have only received their first dose of the Moderna or Pfizer vaccine.

Series complete: current number of people who have received both Moderna or Pfizer vaccine doses or one Johnson & Johnson dose and are considered fully immunized.

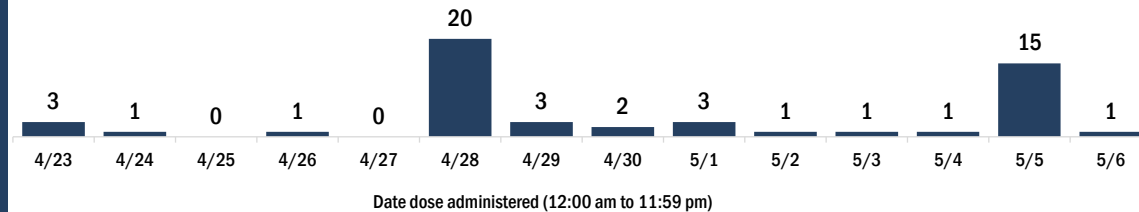
Demographic summary	First dose	Series complete	Total people vaccinated
Age group	704	1,295	1,999
16-24 years	32	21	53
25-34 years	98	42	140
35-44 years	149	89	238
45-54 years	173	121	294
55-64 years	157	318	475
65-74 years	68	421	489
75-84 years	23	224	247
85+ years	4	59	63
Race	704	1,295	1,999
White	236	936	1,172
Black	91	121	212
American Indian/Alaskan	2	11	13
Other	38	104	142
Unknown	337	123	460
Other race includes Asian, native Hawaiian/Pacific Islander, or other.			
Ethnicity	704	1,295	1,999
Hispanic	15	16	31
Non-Hispanic	132	713	845
Unknown	557	566	1,123
Gender	704	1,295	1,999
Female	140	699	839
Male	564	596	1,160
Unknown	0	0	0

COVID-19 doses administered for the past 2 weeks

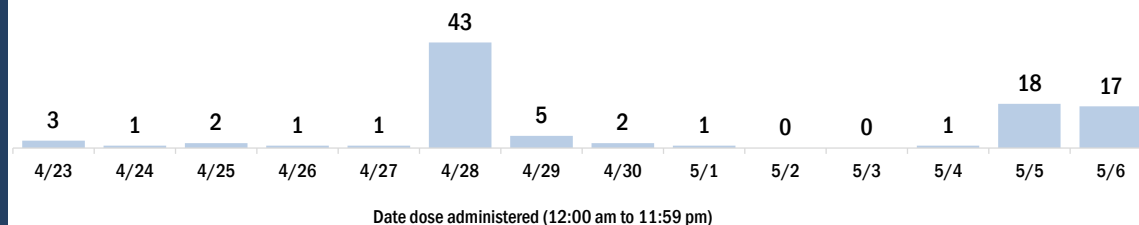


Persons vaccinated for COVID-19 for the past 2 weeks

Number of persons who received their first dose of a two-dose series of the COVID-19 vaccine



Number of persons who completed the COVID-19 vaccine series



COVID-19: Madison County vaccine summary

Vaccination data through May 6, 2021 as of May 7, 2021 at 12:05 AM

Data in this report are provisional and subject to change.

Data in this summary pertain to COVID-19 vaccines approved by the U.S. Food and Drug Administration and have been issued an Emergency Use Authorization (Janssen COVID-19 Vaccine, Moderna COVID-19 Vaccine and Pfizer-BioNTech COVID-19 Vaccine). These data summarize the number of people who have received either their first dose or have completed the series for a COVID-19 vaccine. **A person can only be counted in one category, first dose or series complete.** For persons receiving Moderna or Pfizer vaccines, once they receive their second dose, they are moved from the first dose column to the series completed column. **Because of this, the total first dose category may show a change from report to report not matching the total receiving their first dose from the previous day.** Persons receiving Johnson & Johnson vaccines will always be counted in the series completed column.

COVID-19 doses for vaccinated persons in Florida

Doses administered 9,382

People receiving one dose of a 1-dose series (Johnson & Johnson) or receiving only one dose of a 2-dose series (Moderna, Pfizer) count once. Persons receiving both doses of a 2-dose series count twice.

Current status of persons vaccinated for COVID-19 in Florida

Total people vaccinated 5,664

First dose 1,517

Series completed 4,147

Completed 1-dose series 429

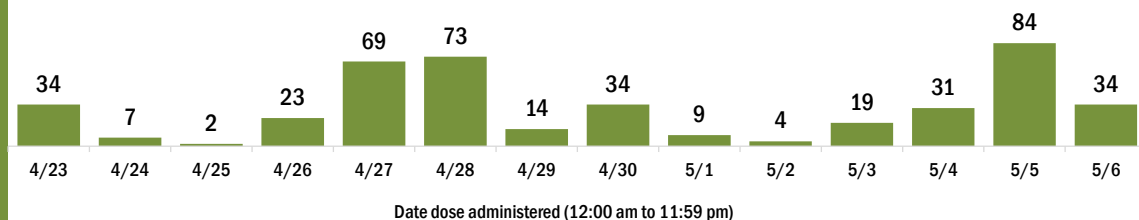
Completed 2-dose series 3,718

First dose: current number of people who have only received their first dose of the Moderna or Pfizer vaccine.

Series complete: current number of people who have received both Moderna or Pfizer vaccine doses or one Johnson & Johnson dose and are considered fully immunized.

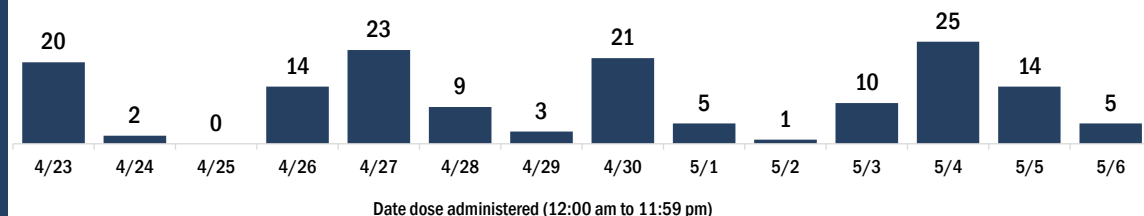
Demographic summary	First dose	Series complete	Total people vaccinated
Age group	1,517	4,147	5,664
16-24 years	76	63	139
25-34 years	155	134	289
35-44 years	266	240	506
45-54 years	327	434	761
55-64 years	418	861	1,279
65-74 years	182	1,432	1,614
75-84 years	69	773	842
85+ years	24	210	234
Race	1,517	4,147	5,664
White	764	2,347	3,111
Black	540	1,217	1,757
American Indian/Alaskan	1	9	10
Other	116	331	447
Unknown	96	243	339
Other race includes Asian, native Hawaiian/Pacific Islander, or other.			
Ethnicity	1,517	4,147	5,664
Hispanic	111	109	220
Non-Hispanic	1,193	2,239	3,432
Unknown	213	1,799	2,012
Gender	1,517	4,147	5,664
Female	486	2,326	2,812
Male	1,031	1,821	2,852
Unknown	0	0	0

COVID-19 doses administered for the past 2 weeks

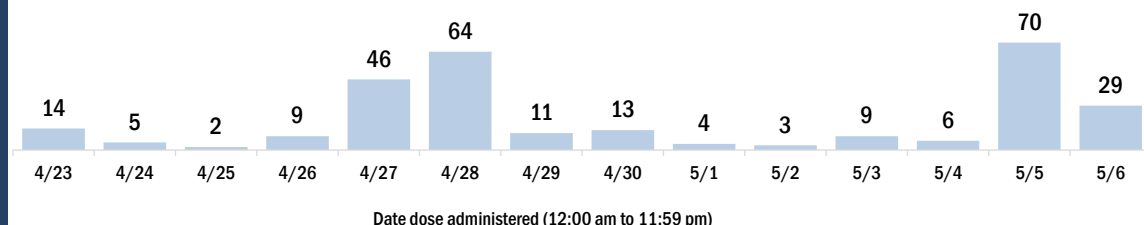


Persons vaccinated for COVID-19 for the past 2 weeks

Number of persons who received their first dose of a two-dose series of the COVID-19 vaccine



Number of persons who completed the COVID-19 vaccine series



COVID-19: Manatee County vaccine summary

Vaccination data through May 6, 2021 as of May 7, 2021 at 12:05 AM

Data in this report are provisional and subject to change.

Data in this summary pertain to COVID-19 vaccines approved by the U.S. Food and Drug Administration and have been issued an Emergency Use Authorization (Janssen COVID-19 Vaccine, Moderna COVID-19 Vaccine and Pfizer-BioNTech COVID-19 Vaccine). These data summarize the number of people who have received either their first dose or have completed the series for a COVID-19 vaccine. **A person can only be counted in one category, first dose or series complete.** For persons receiving Moderna or Pfizer vaccines, once they receive their second dose, they are moved from the first dose column to the series completed column. **Because of this, the total first dose category may show a change from report to report not matching the total receiving their first dose from the previous day.** Persons receiving Johnson & Johnson vaccines will always be counted in the series completed column.

COVID-19 doses for vaccinated persons in Florida

Doses administered 297,953

People receiving one dose of a 1-dose series (Johnson & Johnson) or receiving only one dose of a 2-dose series (Moderna, Pfizer) count once. Persons receiving both doses of a 2-dose series count twice.

Current status of persons vaccinated for COVID-19 in Florida

Total people vaccinated 173,387

First dose 42,223

Series completed 131,164

Completed 1-dose series 6,598

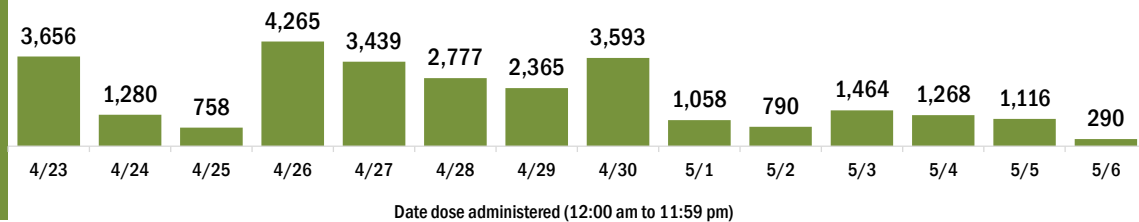
Completed 2-dose series 124,566

First dose: current number of people who have only received their first dose of the Moderna or Pfizer vaccine.

Series complete: current number of people who have received both Moderna or Pfizer vaccine doses or one Johnson & Johnson dose and are considered fully immunized.

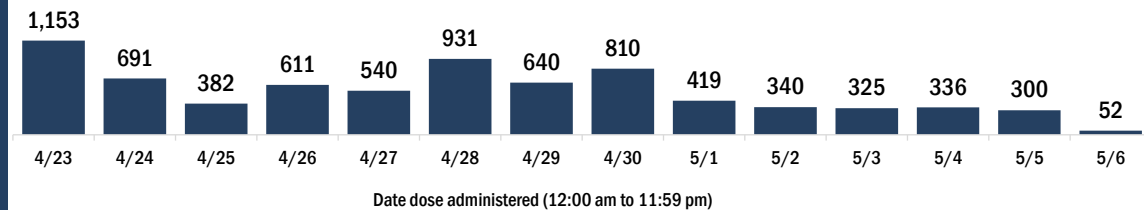
Demographic summary	First dose	Series complete	Total people vaccinated
Age group	42,223	131,164	173,387
16-24 years	4,097	2,599	6,696
25-34 years	4,815	4,769	9,584
35-44 years	5,526	7,565	13,091
45-54 years	6,244	13,422	19,666
55-64 years	7,747	26,840	34,587
65-74 years	7,464	43,407	50,871
75-84 years	4,567	24,896	29,463
85+ years	1,763	7,666	9,429
Race	42,223	131,164	173,387
White	29,139	100,581	129,720
Black	1,740	4,064	5,804
American Indian/Alaskan	205	517	722
Other	3,816	9,583	13,399
Unknown	7,323	16,419	23,742
Other race includes Asian, native Hawaiian/Pacific Islander, or other.			
Ethnicity	42,223	131,164	173,387
Hispanic	5,015	6,648	11,663
Non-Hispanic	22,235	79,908	102,143
Unknown	14,973	44,608	59,581
Gender	42,223	131,164	173,387
Female	22,474	73,144	95,618
Male	19,633	57,943	77,576
Unknown	116	77	193

COVID-19 doses administered for the past 2 weeks

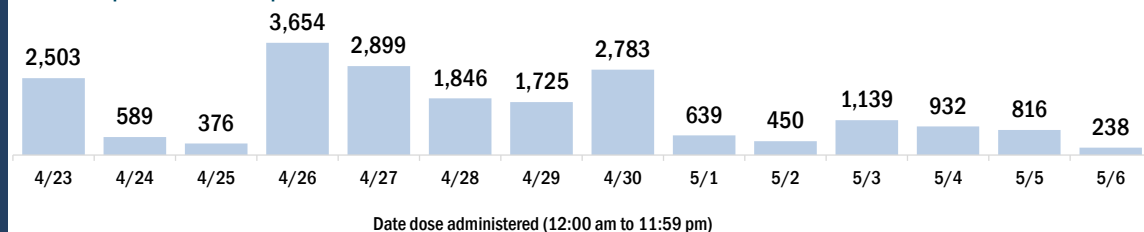


Persons vaccinated for COVID-19 for the past 2 weeks

Number of persons who received their first dose of a two-dose series of the COVID-19 vaccine



Number of persons who completed the COVID-19 vaccine series



COVID-19: Marion County vaccine summary

Vaccination data through May 6, 2021 as of May 7, 2021 at 12:05 AM

Data in this report are provisional and subject to change.

Data in this summary pertain to COVID-19 vaccines approved by the U.S. Food and Drug Administration and have been issued an Emergency Use Authorization (Janssen COVID-19 Vaccine, Moderna COVID-19 Vaccine and Pfizer-BioNTech COVID-19 Vaccine). These data summarize the number of people who have received either their first dose or have completed the series for a COVID-19 vaccine. **A person can only be counted in one category, first dose or series complete.** For persons receiving Moderna or Pfizer vaccines, once they receive their second dose, they are moved from the first dose column to the series completed column. **Because of this, the total first dose category may show a change from report to report not matching the total receiving their first dose from the previous day.** Persons receiving Johnson & Johnson vaccines will always be counted in the series completed column.

COVID-19 doses for vaccinated persons in Florida

Doses administered 238,565

People receiving one dose of a 1-dose series (Johnson & Johnson) or receiving only one dose of a 2-dose series (Moderna, Pfizer) count once. Persons receiving both doses of a 2-dose series count twice.

Current status of persons vaccinated for COVID-19 in Florida

Total people vaccinated 136,315

First dose 28,829

Series completed 107,486

Completed 1-dose series 5,236

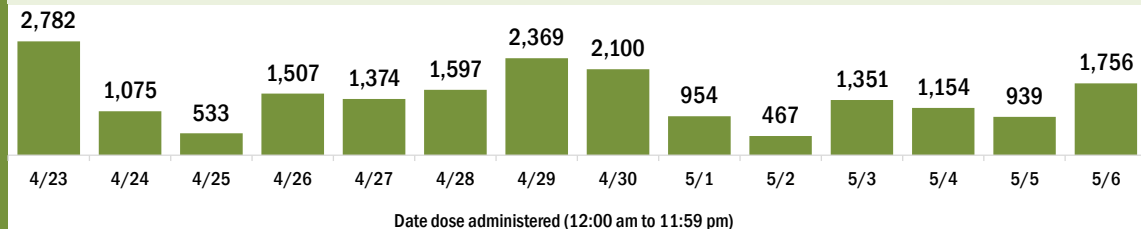
Completed 2-dose series 102,250

First dose: current number of people who have only received their first dose of the Moderna or Pfizer vaccine.

Series complete: current number of people who have received both Moderna or Pfizer vaccine doses or one Johnson & Johnson dose and are considered fully immunized.

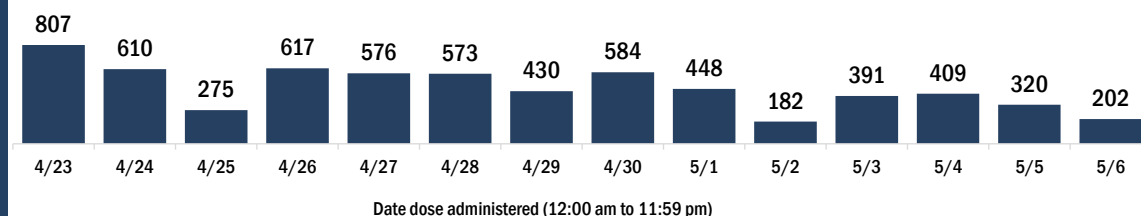
Demographic summary	First dose	Series complete	Total people vaccinated
Age group	28,829	107,486	136,315
16-24 years	2,460	2,449	4,909
25-34 years	3,094	3,887	6,981
35-44 years	3,799	5,801	9,600
45-54 years	4,486	9,618	14,104
55-64 years	6,073	19,628	25,701
65-74 years	4,661	35,524	40,185
75-84 years	2,967	23,784	26,751
85+ years	1,289	6,795	8,084
Race	28,829	107,486	136,315
White	17,737	75,307	93,044
Black	2,614	7,173	9,787
American Indian/Alaskan	128	396	524
Other	3,270	9,843	13,113
Unknown	5,080	14,767	19,847
Other race includes Asian, native Hawaiian/Pacific Islander, or other.			
Ethnicity	28,829	107,486	136,315
Hispanic	3,767	8,125	11,892
Non-Hispanic	14,170	67,470	81,640
Unknown	10,892	31,891	42,783
Gender	28,829	107,486	136,315
Female	15,999	61,364	77,363
Male	12,800	46,082	58,882
Unknown	30	40	70

COVID-19 doses administered for the past 2 weeks

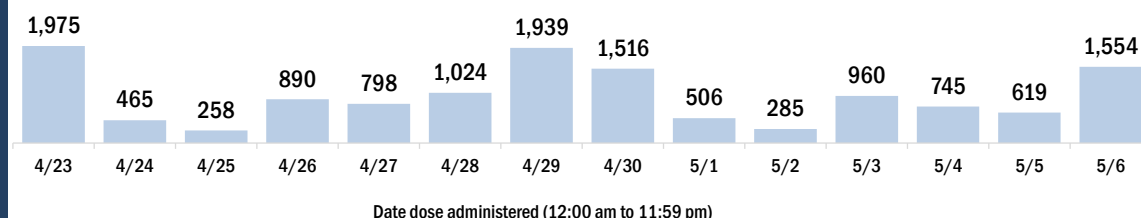


Persons vaccinated for COVID-19 for the past 2 weeks

Number of persons who received their first dose of a two-dose series of the COVID-19 vaccine



Number of persons who completed the COVID-19 vaccine series



COVID-19: Martin County vaccine summary

Vaccination data through May 6, 2021 as of May 7, 2021 at 12:05 AM

Data in this report are provisional and subject to change.

Data in this summary pertain to COVID-19 vaccines approved by the U.S. Food and Drug Administration and have been issued an Emergency Use Authorization (Janssen COVID-19 Vaccine, Moderna COVID-19 Vaccine and Pfizer-BioNTech COVID-19 Vaccine). These data summarize the number of people who have received either their first dose or have completed the series for a COVID-19 vaccine. **A person can only be counted in one category, first dose or series complete.** For persons receiving Moderna or Pfizer vaccines, once they receive their second dose, they are moved from the first dose column to the series completed column. **Because of this, the total first dose category may show a change from report to report not matching the total receiving their first dose from the previous day.** Persons receiving Johnson & Johnson vaccines will always be counted in the series completed column.

COVID-19 doses for vaccinated persons in Florida

Doses administered 131,476

People receiving one dose of a 1-dose series (Johnson & Johnson) or receiving only one dose of a 2-dose series (Moderna, Pfizer) count once. Persons receiving both doses of a 2-dose series count twice.

Current status of persons vaccinated for COVID-19 in Florida

Total people vaccinated 76,982

First dose 19,157

Series completed 57,825

Completed 1-dose series 3,331

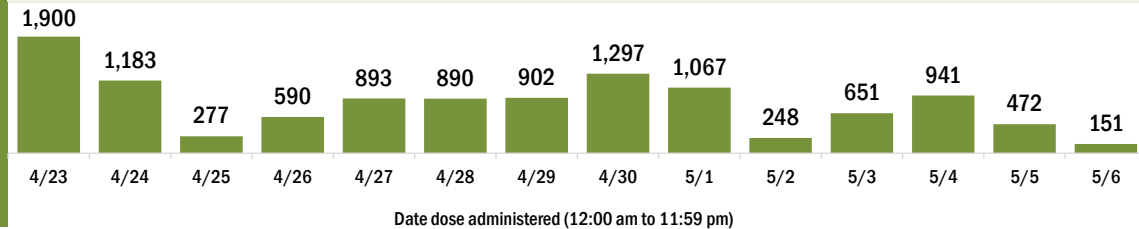
Completed 2-dose series 54,494

First dose: current number of people who have only received their first dose of the Moderna or Pfizer vaccine.

Series complete: current number of people who have received both Moderna or Pfizer vaccine doses or one Johnson & Johnson dose and are considered fully immunized.

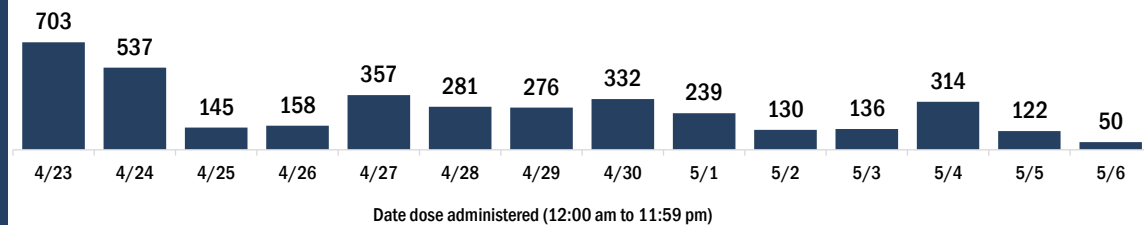
Demographic summary	First dose	Series complete	Total people vaccinated
Age group	19,157	57,825	76,982
16-24 years	1,493	987	2,480
25-34 years	1,655	1,538	3,193
35-44 years	2,239	2,674	4,913
45-54 years	2,925	4,738	7,663
55-64 years	4,605	11,150	15,755
65-74 years	3,205	18,943	22,148
75-84 years	2,103	13,100	15,203
85+ years	932	4,695	5,627
Race	19,157	57,825	76,982
White	13,450	39,520	52,970
Black	826	1,145	1,971
American Indian/Alaskan	69	104	173
Other	1,443	4,046	5,489
Unknown	3,369	13,010	16,379
Other race includes Asian, native Hawaiian/Pacific Islander, or other.			
Ethnicity	19,157	57,825	76,982
Hispanic	1,605	2,124	3,729
Non-Hispanic	9,660	25,589	35,249
Unknown	7,892	30,112	38,004
Gender	19,157	57,825	76,982
Female	9,667	32,625	42,292
Male	9,472	25,182	34,654
Unknown	18	18	36

COVID-19 doses administered for the past 2 weeks

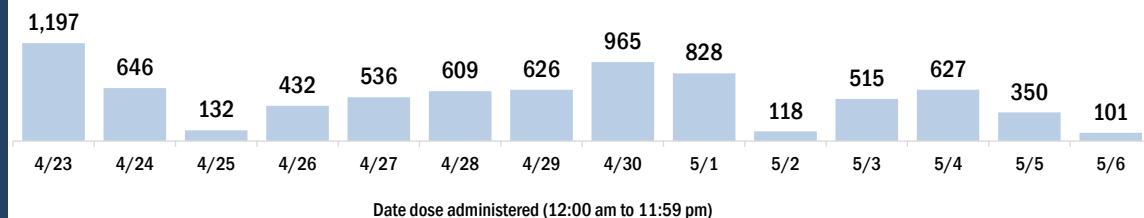


Persons vaccinated for COVID-19 for the past 2 weeks

Number of persons who received their first dose of a two-dose series of the COVID-19 vaccine



Number of persons who completed the COVID-19 vaccine series



COVID-19: Monroe County vaccine summary

Vaccination data through May 6, 2021 as of May 7, 2021 at 12:05 AM

Data in this report are provisional and subject to change.

Data in this summary pertain to COVID-19 vaccines approved by the U.S. Food and Drug Administration and have been issued an Emergency Use Authorization (Janssen COVID-19 Vaccine, Moderna COVID-19 Vaccine and Pfizer-BioNTech COVID-19 Vaccine). These data summarize the number of people who have received either their first dose or have completed the series for a COVID-19 vaccine. **A person can only be counted in one category, first dose or series complete.** For persons receiving Moderna or Pfizer vaccines, once they receive their second dose, they are moved from the first dose column to the series completed column. **Because of this, the total first dose category may show a change from report to report not matching the total receiving their first dose from the previous day.** Persons receiving Johnson & Johnson vaccines will always be counted in the series completed column.

COVID-19 doses for vaccinated persons in Florida

Doses administered 62,049

People receiving one dose of a 1-dose series (Johnson & Johnson) or receiving only one dose of a 2-dose series (Moderna, Pfizer) count once. Persons receiving both doses of a 2-dose series count twice.

Current status of persons vaccinated for COVID-19 in Florida

Total people vaccinated 37,906

First dose 11,583

Series completed 26,323

Completed 1-dose series 2,180

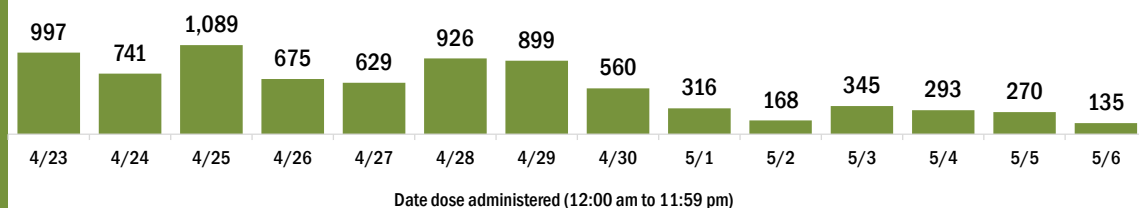
Completed 2-dose series 24,143

First dose: current number of people who have only received their first dose of the Moderna or Pfizer vaccine.

Series complete: current number of people who have received both Moderna or Pfizer vaccine doses or one Johnson & Johnson dose and are considered fully immunized.

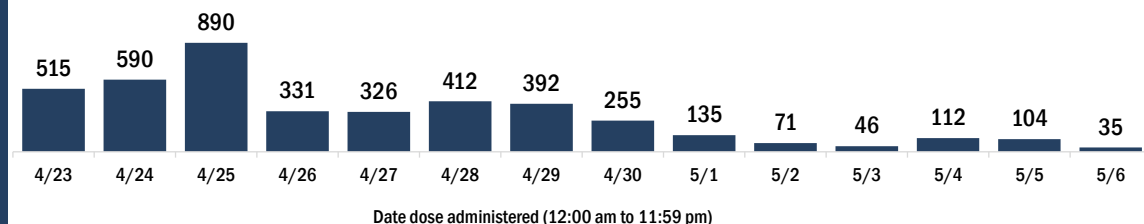
Demographic summary	First dose	Series complete	Total people vaccinated
Age group	11,583	26,323	37,906
16-24 years	911	438	1,349
25-34 years	1,478	990	2,468
35-44 years	1,824	1,718	3,542
45-54 years	2,167	3,138	5,305
55-64 years	2,697	6,335	9,032
65-74 years	1,732	8,862	10,594
75-84 years	611	3,892	4,503
85+ years	163	950	1,113
Race	11,583	26,323	37,906
White	7,783	19,168	26,951
Black	358	501	859
American Indian/Alaskan	48	87	135
Other	833	1,433	2,266
Unknown	2,561	5,134	7,695
Other race includes Asian, native Hawaiian/Pacific Islander, or other.			
Ethnicity	11,583	26,323	37,906
Hispanic	1,950	2,472	4,422
Non-Hispanic	5,382	14,869	20,251
Unknown	4,251	8,982	13,233
Gender	11,583	26,323	37,906
Female	5,753	13,702	19,455
Male	5,820	12,619	18,439
Unknown	10	2	12

COVID-19 doses administered for the past 2 weeks

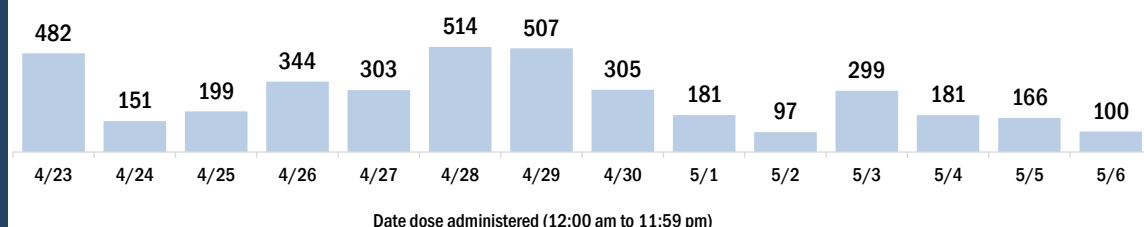


Persons vaccinated for COVID-19 for the past 2 weeks

Number of persons who received their first dose of a two-dose series of the COVID-19 vaccine



Number of persons who completed the COVID-19 vaccine series



COVID-19: Nassau County vaccine summary

Vaccination data through May 6, 2021 as of May 7, 2021 at 12:05 AM

Data in this report are provisional and subject to change.

Data in this summary pertain to COVID-19 vaccines approved by the U.S. Food and Drug Administration and have been issued an Emergency Use Authorization (Janssen COVID-19 Vaccine, Moderna COVID-19 Vaccine and Pfizer-BioNTech COVID-19 Vaccine). These data summarize the number of people who have received either their first dose or have completed the series for a COVID-19 vaccine. **A person can only be counted in one category, first dose or series complete.** For persons receiving Moderna or Pfizer vaccines, once they receive their second dose, they are moved from the first dose column to the series completed column. **Because of this, the total first dose category may show a change from report to report not matching the total receiving their first dose from the previous day.** Persons receiving Johnson & Johnson vaccines will always be counted in the series completed column.

COVID-19 doses for vaccinated persons in Florida

Doses administered 61,775

People receiving one dose of a 1-dose series (Johnson & Johnson) or receiving only one dose of a 2-dose series (Moderna, Pfizer) count once. Persons receiving both doses of a 2-dose series count twice.

Current status of persons vaccinated for COVID-19 in Florida

Total people vaccinated 34,246

First dose 4,538

Series completed 29,708

Completed 1-dose series 2,179

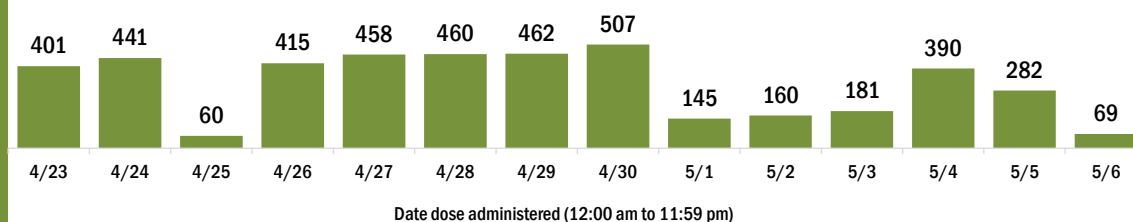
Completed 2-dose series 27,529

First dose: current number of people who have only received their first dose of the Moderna or Pfizer vaccine.

Series complete: current number of people who have received both Moderna or Pfizer vaccine doses or one Johnson & Johnson dose and are considered fully immunized.

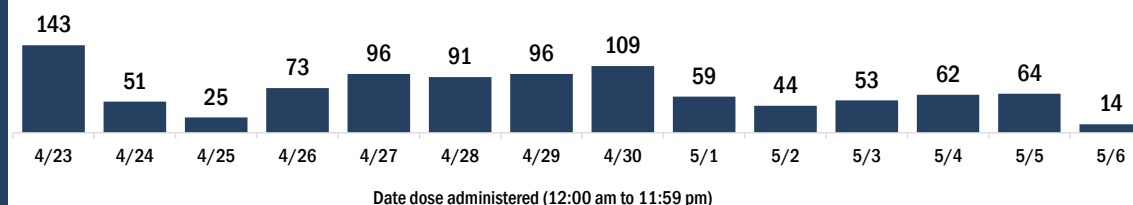
Demographic summary	First dose	Series complete	Total people vaccinated
Age group	4,538	29,708	34,246
16-24 years	548	784	1,332
25-34 years	520	1,185	1,705
35-44 years	597	2,070	2,667
45-54 years	700	3,223	3,923
55-64 years	864	6,792	7,656
65-74 years	757	9,648	10,405
75-84 years	419	4,665	5,084
85+ years	133	1,341	1,474
Race	4,538	29,708	34,246
White	3,299	24,160	27,459
Black	248	1,387	1,635
American Indian/Alaskan	23	112	135
Other	284	1,494	1,778
Unknown	684	2,555	3,239
Other race includes Asian, native Hawaiian/Pacific Islander, or other.			
Ethnicity	4,538	29,708	34,246
Hispanic	226	797	1,023
Non-Hispanic	3,003	23,388	26,391
Unknown	1,309	5,523	6,832
Gender	4,538	29,708	34,246
Female	2,452	16,565	19,017
Male	2,079	13,141	15,220
Unknown	7	2	9

COVID-19 doses administered for the past 2 weeks

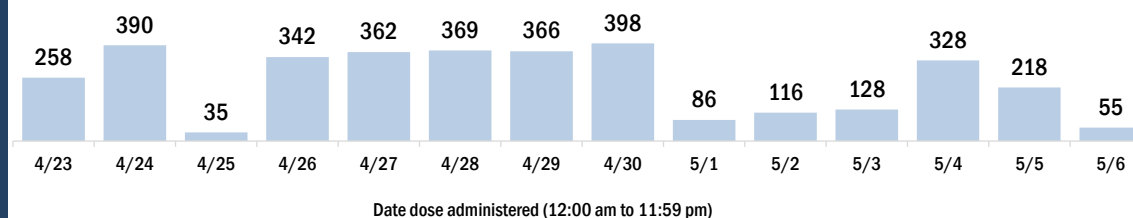


Persons vaccinated for COVID-19 for the past 2 weeks

Number of persons who received their first dose of a two-dose series of the COVID-19 vaccine



Number of persons who completed the COVID-19 vaccine series



COVID-19: Okaloosa County vaccine summary

Vaccination data through May 6, 2021 as of May 7, 2021 at 12:05 AM

Data in this report are provisional and subject to change.

Data in this summary pertain to COVID-19 vaccines approved by the U.S. Food and Drug Administration and have been issued an Emergency Use Authorization (Janssen COVID-19 Vaccine, Moderna COVID-19 Vaccine and Pfizer-BioNTech COVID-19 Vaccine). These data summarize the number of people who have received either their first dose or have completed the series for a COVID-19 vaccine. **A person can only be counted in one category, first dose or series complete.** For persons receiving Moderna or Pfizer vaccines, once they receive their second dose, they are moved from the first dose column to the series completed column. **Because of this, the total first dose category may show a change from report to report not matching the total receiving their first dose from the previous day.** Persons receiving Johnson & Johnson vaccines will always be counted in the series completed column.

COVID-19 doses for vaccinated persons in Florida

Doses administered 106,517

People receiving one dose of a 1-dose series (Johnson & Johnson) or receiving only one dose of a 2-dose series (Moderna, Pfizer) count once. Persons receiving both doses of a 2-dose series count twice.

Current status of persons vaccinated for COVID-19 in Florida

Total people vaccinated 62,049

First dose 13,541

Series completed 48,508

Completed 1-dose series 4,040

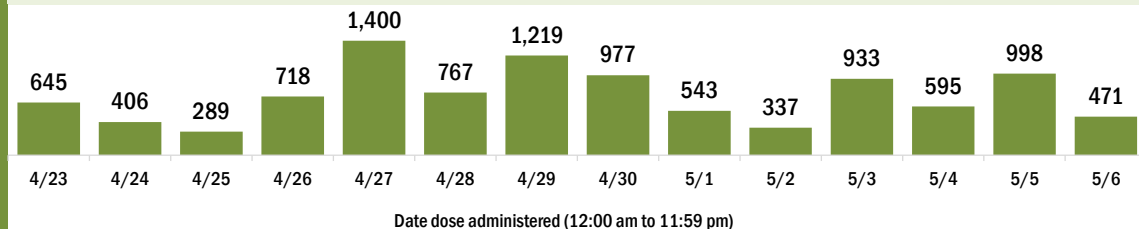
Completed 2-dose series 44,468

First dose: current number of people who have only received their first dose of the Moderna or Pfizer vaccine.

Series complete: current number of people who have received both Moderna or Pfizer vaccine doses or one Johnson & Johnson dose and are considered fully immunized.

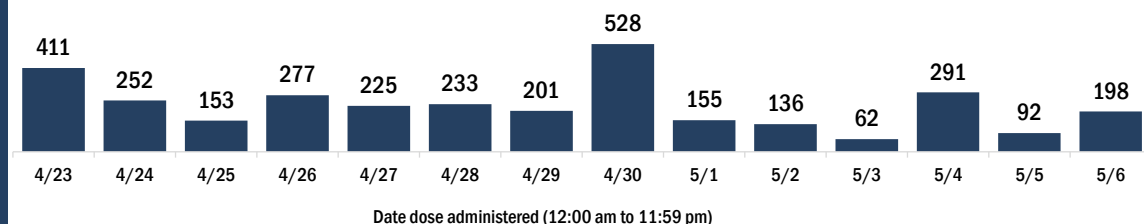
Demographic summary	First dose	Series complete	Total people vaccinated
Age group	13,541	48,508	62,049
16-24 years	1,530	1,399	2,929
25-34 years	2,119	2,738	4,857
35-44 years	2,036	4,131	6,167
45-54 years	2,007	5,521	7,528
55-64 years	2,745	10,973	13,718
65-74 years	1,736	13,626	15,362
75-84 years	993	7,416	8,409
85+ years	375	2,704	3,079
Race	13,541	48,508	62,049
White	7,788	33,740	41,528
Black	841	2,643	3,484
American Indian/Alaskan	69	202	271
Other	1,509	4,398	5,907
Unknown	3,334	7,525	10,859
Other race includes Asian, native Hawaiian/Pacific Islander, or other.			
Ethnicity	13,541	48,508	62,049
Hispanic	968	1,808	2,776
Non-Hispanic	6,950	30,477	37,427
Unknown	5,623	16,223	21,846
Gender	13,541	48,508	62,049
Female	7,367	27,464	34,831
Male	6,049	21,015	27,064
Unknown	125	29	154

COVID-19 doses administered for the past 2 weeks

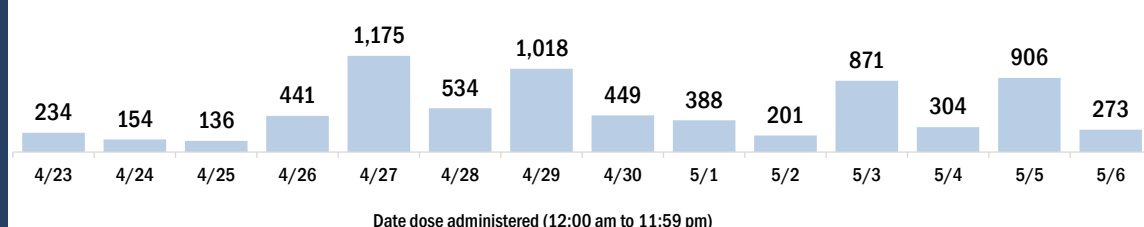


Persons vaccinated for COVID-19 for the past 2 weeks

Number of persons who received their first dose of a two-dose series of the COVID-19 vaccine



Number of persons who completed the COVID-19 vaccine series



COVID-19: Okeechobee County vaccine summary

Vaccination data through May 6, 2021 as of May 7, 2021 at 12:05 AM

Data in this report are provisional and subject to change.

Data in this summary pertain to COVID-19 vaccines approved by the U.S. Food and Drug Administration and have been issued an Emergency Use Authorization (Janssen COVID-19 Vaccine, Moderna COVID-19 Vaccine and Pfizer-BioNTech COVID-19 Vaccine). These data summarize the number of people who have received either their first dose or have completed the series for a COVID-19 vaccine. **A person can only be counted in one category, first dose or series complete.** For persons receiving Moderna or Pfizer vaccines, once they receive their second dose, they are moved from the first dose column to the series completed column. **Because of this, the total first dose category may show a change from report to report not matching the total receiving their first dose from the previous day.** Persons receiving Johnson & Johnson vaccines will always be counted in the series completed column.

COVID-19 doses for vaccinated persons in Florida

Doses administered 20,408

People receiving one dose of a 1-dose series (Johnson & Johnson) or receiving only one dose of a 2-dose series (Moderna, Pfizer) count once. Persons receiving both doses of a 2-dose series count twice.

Current status of persons vaccinated for COVID-19 in Florida

Total people vaccinated 12,092

First dose 3,146

Series completed 8,946

Completed 1-dose series 630

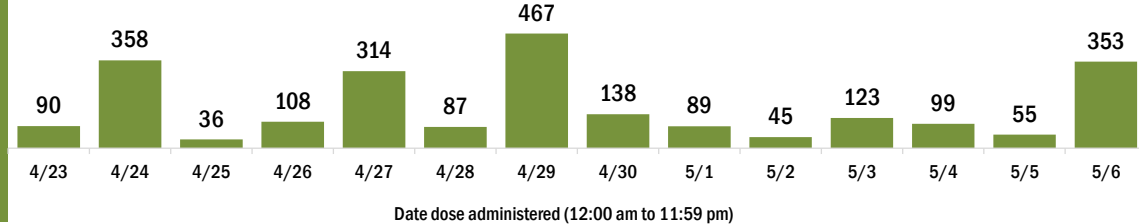
Completed 2-dose series 8,316

First dose: current number of people who have only received their first dose of the Moderna or Pfizer vaccine.

Series complete: current number of people who have received both Moderna or Pfizer vaccine doses or one Johnson & Johnson dose and are considered fully immunized.

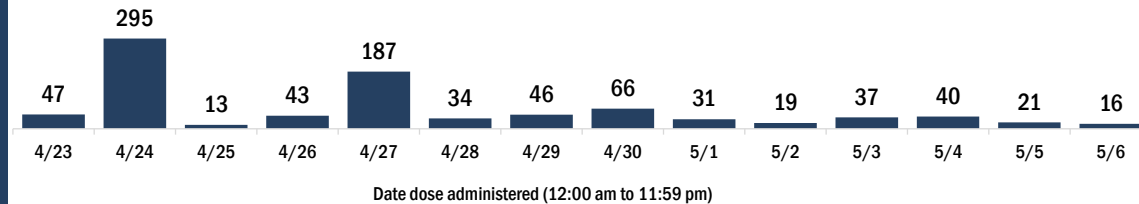
Demographic summary	First dose	Series complete	Total people vaccinated
Age group	3,146	8,946	12,092
16-24 years	219	164	383
25-34 years	370	329	699
35-44 years	446	492	938
45-54 years	608	791	1,399
55-64 years	777	1,595	2,372
65-74 years	431	3,037	3,468
75-84 years	234	1,987	2,221
85+ years	61	551	612
Race	3,146	8,946	12,092
White	1,860	7,143	9,003
Black	160	207	367
American Indian/Alaskan	9	43	52
Other	251	786	1,037
Unknown	866	767	1,633
Other race includes Asian, native Hawaiian/Pacific Islander, or other.			
Ethnicity	3,146	8,946	12,092
Hispanic	554	1,014	1,568
Non-Hispanic	1,227	6,252	7,479
Unknown	1,365	1,680	3,045
Gender	3,146	8,946	12,092
Female	1,208	4,965	6,173
Male	1,933	3,981	5,914
Unknown	5	0	5

COVID-19 doses administered for the past 2 weeks

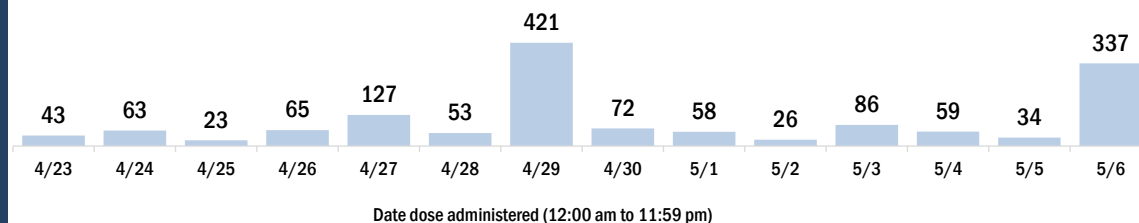


Persons vaccinated for COVID-19 for the past 2 weeks

Number of persons who received their first dose of a two-dose series of the COVID-19 vaccine



Number of persons who completed the COVID-19 vaccine series



COVID-19: Orange County vaccine summary

Vaccination data through May 6, 2021 as of May 7, 2021 at 12:05 AM

Data in this report are provisional and subject to change.

Data in this summary pertain to COVID-19 vaccines approved by the U.S. Food and Drug Administration and have been issued an Emergency Use Authorization (Janssen COVID-19 Vaccine, Moderna COVID-19 Vaccine and Pfizer-BioNTech COVID-19 Vaccine). These data summarize the number of people who have received either their first dose or have completed the series for a COVID-19 vaccine. **A person can only be counted in one category, first dose or series complete.** For persons receiving Moderna or Pfizer vaccines, once they receive their second dose, they are moved from the first dose column to the series completed column. **Because of this, the total first dose category may show a change from report to report not matching the total receiving their first dose from the previous day.** Persons receiving Johnson & Johnson vaccines will always be counted in the series completed column.

COVID-19 doses for vaccinated persons in Florida

Doses administered 916,575

People receiving one dose of a 1-dose series (Johnson & Johnson) or receiving only one dose of a 2-dose series (Moderna, Pfizer) count once. Persons receiving both doses of a 2-dose series count twice.

Current status of persons vaccinated for COVID-19 in Florida

Total people vaccinated 560,959

First dose 146,950

Series completed 414,009

Completed 1-dose series 58,393

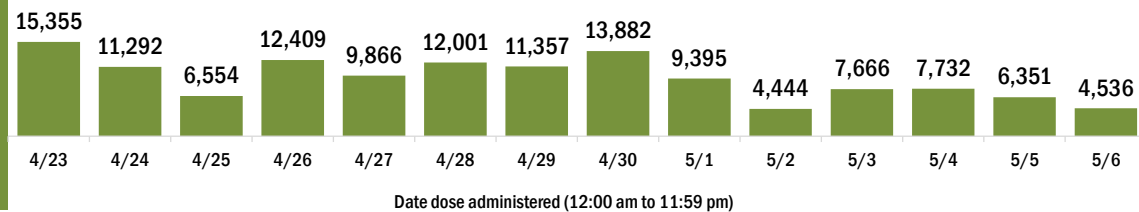
Completed 2-dose series 355,616

First dose: current number of people who have only received their first dose of the Moderna or Pfizer vaccine.

Series complete: current number of people who have received both Moderna or Pfizer vaccine doses or one Johnson & Johnson dose and are considered fully immunized.

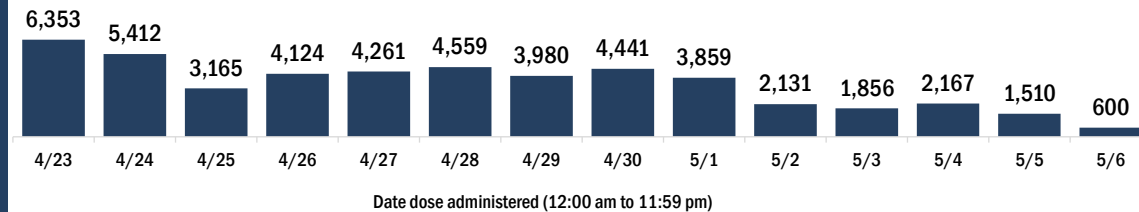
Demographic summary	First dose	Series complete	Total people vaccinated
Age group	146,950	414,009	560,959
16-24 years	25,396	28,832	54,228
25-34 years	30,359	46,968	77,327
35-44 years	28,894	62,435	91,329
45-54 years	24,489	73,568	98,057
55-64 years	19,366	82,668	102,034
65-74 years	10,161	73,820	83,981
75-84 years	4,987	33,747	38,734
85+ years	3,298	11,971	15,269
Race	146,950	414,009	560,959
White	76,479	250,975	327,454
Black	13,085	32,456	45,541
American Indian/Alaskan	676	1,191	1,867
Other	26,751	70,073	96,824
Unknown	29,959	59,314	89,273
Other race includes Asian, native Hawaiian/Pacific Islander, or other.			
Ethnicity	146,950	414,009	560,959
Hispanic	30,577	51,802	82,379
Non-Hispanic	53,828	212,206	266,034
Unknown	62,545	150,001	212,546
Gender	146,950	414,009	560,959
Female	75,313	227,966	303,279
Male	69,916	185,002	254,918
Unknown	1,721	1,041	2,762

COVID-19 doses administered for the past 2 weeks

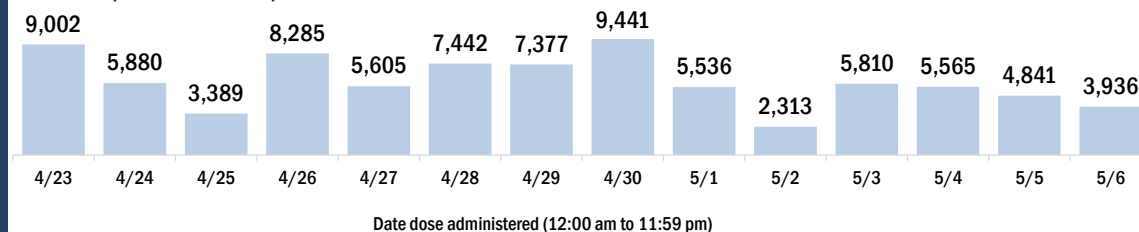


Persons vaccinated for COVID-19 for the past 2 weeks

Number of persons who received their first dose of a two-dose series of the COVID-19 vaccine



Number of persons who completed the COVID-19 vaccine series



COVID-19: Osceola County vaccine summary

Vaccination data through May 6, 2021 as of May 7, 2021 at 12:05 AM

Data in this report are provisional and subject to change.

Data in this summary pertain to COVID-19 vaccines approved by the U.S. Food and Drug Administration and have been issued an Emergency Use Authorization (Janssen COVID-19 Vaccine, Moderna COVID-19 Vaccine and Pfizer-BioNTech COVID-19 Vaccine). These data summarize the number of people who have received either their first dose or have completed the series for a COVID-19 vaccine. **A person can only be counted in one category, first dose or series complete.** For persons receiving Moderna or Pfizer vaccines, once they receive their second dose, they are moved from the first dose column to the series completed column. **Because of this, the total first dose category may show a change from report to report not matching the total receiving their first dose from the previous day.** Persons receiving Johnson & Johnson vaccines will always be counted in the series completed column.

COVID-19 doses for vaccinated persons in Florida

Doses administered 232,121

People receiving one dose of a 1-dose series (Johnson & Johnson) or receiving only one dose of a 2-dose series (Moderna, Pfizer) count once. Persons receiving both doses of a 2-dose series count twice.

Current status of persons vaccinated for COVID-19 in Florida

Total people vaccinated 142,446

First dose 40,761

Series completed 101,685

Completed 1-dose series 12,010

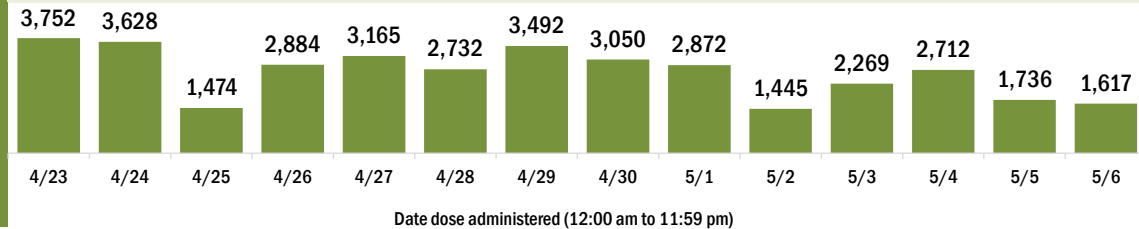
Completed 2-dose series 89,675

First dose: current number of people who have only received their first dose of the Moderna or Pfizer vaccine.

Series complete: current number of people who have received both Moderna or Pfizer vaccine doses or one Johnson & Johnson dose and are considered fully immunized.

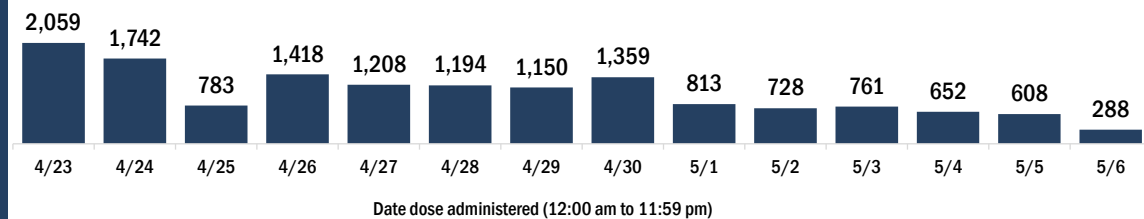
Demographic summary	First dose	Series complete	Total people vaccinated
Age group	40,761	101,685	142,446
16-24 years	6,909	5,152	12,061
25-34 years	7,177	8,762	15,939
35-44 years	8,092	12,671	20,763
45-54 years	7,273	17,725	24,998
55-64 years	5,909	21,483	27,392
65-74 years	3,258	22,333	25,591
75-84 years	1,623	10,539	12,162
85+ years	520	3,020	3,540
Race	40,761	101,685	142,446
White	21,838	61,509	83,347
Black	2,259	5,459	7,718
American Indian/Alaskan	194	461	655
Other	7,505	18,125	25,630
Unknown	8,965	16,131	25,096
Other race includes Asian, native Hawaiian/Pacific Islander, or other.			
Ethnicity	40,761	101,685	142,446
Hispanic	14,740	30,965	45,705
Non-Hispanic	9,718	38,100	47,818
Unknown	16,303	32,620	48,923
Gender	40,761	101,685	142,446
Female	21,639	57,202	78,841
Male	19,052	44,401	63,453
Unknown	70	82	152

COVID-19 doses administered for the past 2 weeks

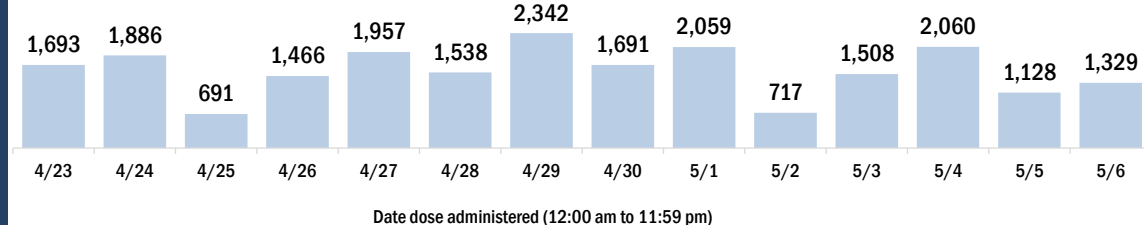


Persons vaccinated for COVID-19 for the past 2 weeks

Number of persons who received their first dose of a two-dose series of the COVID-19 vaccine



Number of persons who completed the COVID-19 vaccine series



COVID-19: Palm Beach County vaccine summary

Vaccination data through May 6, 2021 as of May 7, 2021 at 12:05 AM

Data in this report are provisional and subject to change.

Data in this summary pertain to COVID-19 vaccines approved by the U.S. Food and Drug Administration and have been issued an Emergency Use Authorization (Janssen COVID-19 Vaccine, Moderna COVID-19 Vaccine and Pfizer-BioNTech COVID-19 Vaccine). These data summarize the number of people who have received either their first dose or have completed the series for a COVID-19 vaccine. **A person can only be counted in one category, first dose or series complete.** For persons receiving Moderna or Pfizer vaccines, once they receive their second dose, they are moved from the first dose column to the series completed column. **Because of this, the total first dose category may show a change from report to report not matching the total receiving their first dose from the previous day.** Persons receiving Johnson & Johnson vaccines will always be counted in the series completed column.

COVID-19 doses for vaccinated persons in Florida

Doses administered 1,124,476

People receiving one dose of a 1-dose series (Johnson & Johnson) or receiving only one dose of a 2-dose series (Moderna, Pfizer) count once. Persons receiving both doses of a 2-dose series count twice.

Current status of persons vaccinated for COVID-19 in Florida

Total people vaccinated 672,045

First dose 176,655

Series completed 495,390

Completed 1-dose series 42,959

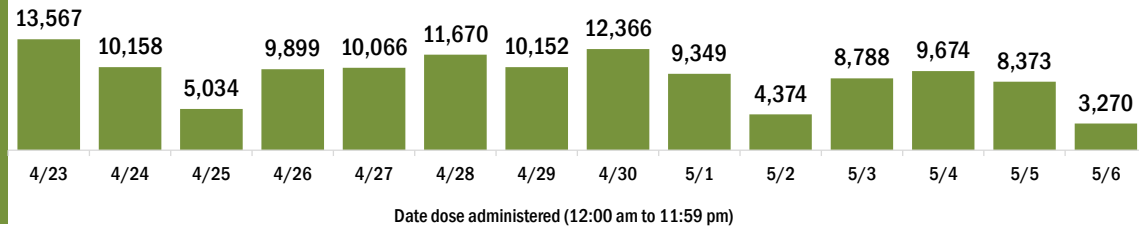
Completed 2-dose series 452,431

First dose: current number of people who have only received their first dose of the Moderna or Pfizer vaccine.

Series complete: current number of people who have received both Moderna or Pfizer vaccine doses or one Johnson & Johnson dose and are considered fully immunized.

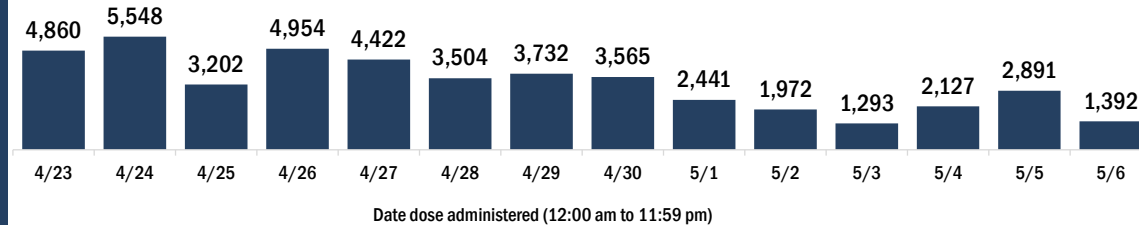
Demographic summary	First dose	Series complete	Total people vaccinated
Age group	176,655	495,390	672,045
16-24 years	19,125	16,256	35,381
25-34 years	23,053	26,616	49,669
35-44 years	26,348	40,545	66,893
45-54 years	29,236	62,538	91,774
55-64 years	31,294	96,953	128,247
65-74 years	24,303	129,588	153,891
75-84 years	15,906	87,367	103,273
85+ years	7,390	35,527	42,917
Race	176,655	495,390	672,045
White	102,603	318,165	420,768
Black	15,299	27,293	42,592
American Indian/Alaskan	828	1,372	2,200
Other	20,117	46,080	66,197
Unknown	37,808	102,480	140,288
Other race includes Asian, native Hawaiian/Pacific Islander, or other.			
Ethnicity	176,655	495,390	672,045
Hispanic	33,133	48,183	81,316
Non-Hispanic	77,627	258,433	336,060
Unknown	65,895	188,774	254,669
Gender	176,655	495,390	672,045
Female	92,466	279,627	372,093
Male	83,659	215,400	299,059
Unknown	530	363	893

COVID-19 doses administered for the past 2 weeks

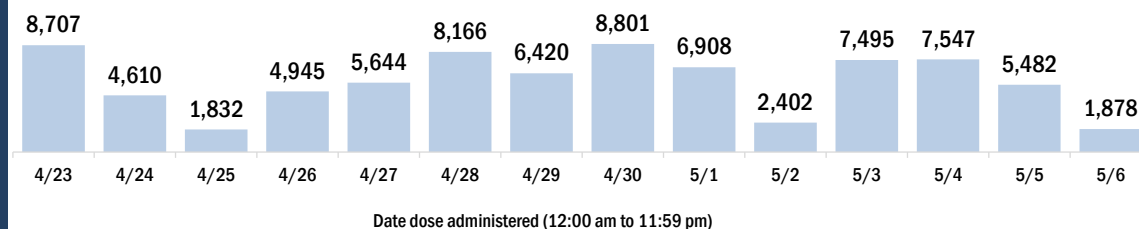


Persons vaccinated for COVID-19 for the past 2 weeks

Number of persons who received their first dose of a two-dose series of the COVID-19 vaccine



Number of persons who completed the COVID-19 vaccine series



COVID-19: Pasco County vaccine summary

Vaccination data through May 6, 2021 as of May 7, 2021 at 12:05 AM

Data in this report are provisional and subject to change.

Data in this summary pertain to COVID-19 vaccines approved by the U.S. Food and Drug Administration and have been issued an Emergency Use Authorization (Janssen COVID-19 Vaccine, Moderna COVID-19 Vaccine and Pfizer-BioNTech COVID-19 Vaccine). These data summarize the number of people who have received either their first dose or have completed the series for a COVID-19 vaccine. **A person can only be counted in one category, first dose or series complete.** For persons receiving Moderna or Pfizer vaccines, once they receive their second dose, they are moved from the first dose column to the series completed column. **Because of this, the total first dose category may show a change from report to report not matching the total receiving their first dose from the previous day.** Persons receiving Johnson & Johnson vaccines will always be counted in the series completed column.

COVID-19 doses for vaccinated persons in Florida

Doses administered 349,618

People receiving one dose of a 1-dose series (Johnson & Johnson) or receiving only one dose of a 2-dose series (Moderna, Pfizer) count once. Persons receiving both doses of a 2-dose series count twice.

Current status of persons vaccinated for COVID-19 in Florida

Total people vaccinated 207,607

First dose 52,381

Series completed 155,226

Completed 1-dose series 13,215

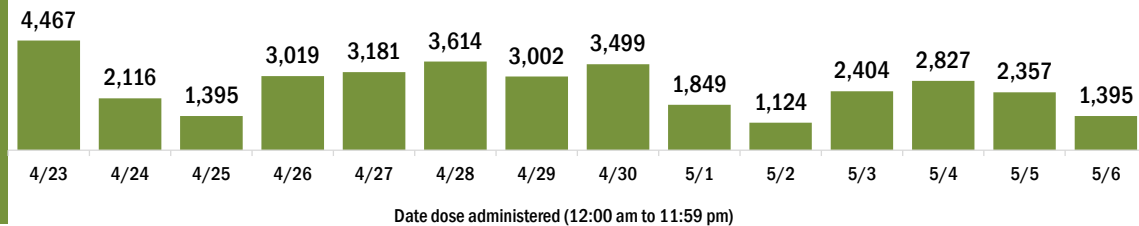
Completed 2-dose series 142,011

First dose: current number of people who have only received their first dose of the Moderna or Pfizer vaccine.

Series complete: current number of people who have received both Moderna or Pfizer vaccine doses or one Johnson & Johnson dose and are considered fully immunized.

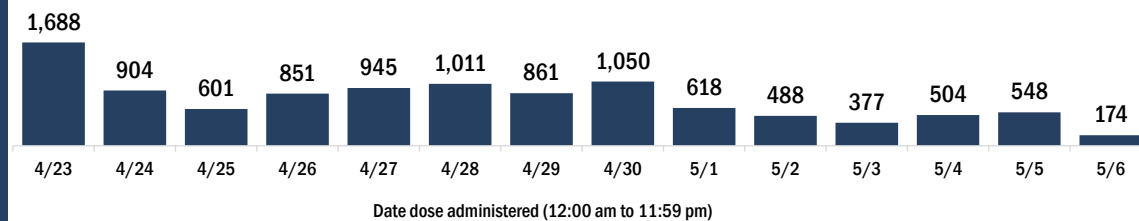
Demographic summary	First dose	Series complete	Total people vaccinated
Age group	52,381	155,226	207,607
16-24 years	5,804	5,137	10,941
25-34 years	5,802	7,710	13,512
35-44 years	7,517	13,688	21,205
45-54 years	8,180	20,497	28,677
55-64 years	9,192	31,065	40,257
65-74 years	8,568	43,335	51,903
75-84 years	5,511	26,031	31,542
85+ years	1,807	7,763	9,570
Race	52,381	155,226	207,607
White	35,809	116,900	152,709
Black	2,180	4,423	6,603
American Indian/Alaskan	295	544	839
Other	5,926	14,488	20,414
Unknown	8,171	18,871	27,042
Other race includes Asian, native Hawaiian/Pacific Islander, or other.			
Ethnicity	52,381	155,226	207,607
Hispanic	5,256	9,207	14,463
Non-Hispanic	26,679	93,970	120,649
Unknown	20,446	52,049	72,495
Gender	52,381	155,226	207,607
Female	28,008	89,122	117,130
Male	24,327	65,988	90,315
Unknown	46	116	162

COVID-19 doses administered for the past 2 weeks

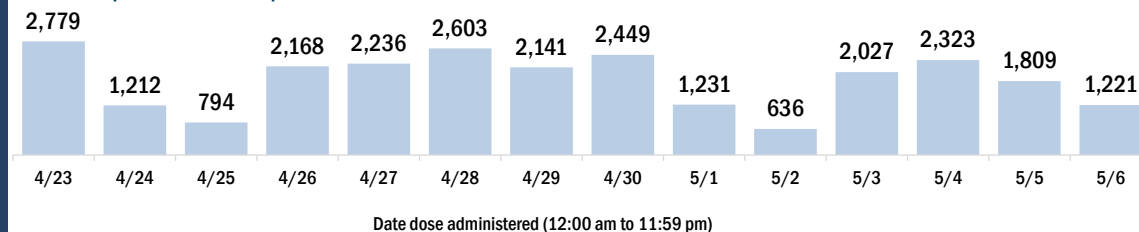


Persons vaccinated for COVID-19 for the past 2 weeks

Number of persons who received their first dose of a two-dose series of the COVID-19 vaccine



Number of persons who completed the COVID-19 vaccine series



COVID-19: Pinellas County vaccine summary

Vaccination data through May 6, 2021 as of May 7, 2021 at 12:05 AM

Data in this report are provisional and subject to change.

Data in this summary pertain to COVID-19 vaccines approved by the U.S. Food and Drug Administration and have been issued an Emergency Use Authorization (Janssen COVID-19 Vaccine, Moderna COVID-19 Vaccine and Pfizer-BioNTech COVID-19 Vaccine). These data summarize the number of people who have received either their first dose or have completed the series for a COVID-19 vaccine. **A person can only be counted in one category, first dose or series complete.** For persons receiving Moderna or Pfizer vaccines, once they receive their second dose, they are moved from the first dose column to the series completed column. **Because of this, the total first dose category may show a change from report to report not matching the total receiving their first dose from the previous day.** Persons receiving Johnson & Johnson vaccines will always be counted in the series completed column.

COVID-19 doses for vaccinated persons in Florida

Doses administered 755,223

People receiving one dose of a 1-dose series (Johnson & Johnson) or receiving only one dose of a 2-dose series (Moderna, Pfizer) count once. Persons receiving both doses of a 2-dose series count twice.

Current status of persons vaccinated for COVID-19 in Florida

Total people vaccinated 435,998

First dose 94,284

Series completed 341,714

Completed 1-dose series 22,489

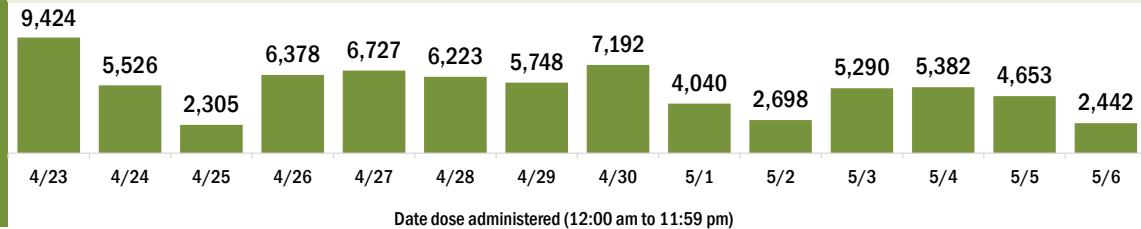
Completed 2-dose series 319,225

First dose: current number of people who have only received their first dose of the Moderna or Pfizer vaccine.

Series complete: current number of people who have received both Moderna or Pfizer vaccine doses or one Johnson & Johnson dose and are considered fully immunized.

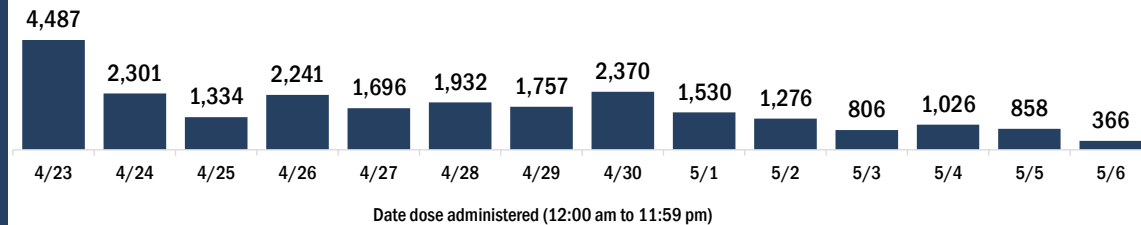
Demographic summary	First dose	Series complete	Total people vaccinated
Age group	94,284	341,714	435,998
16-24 years	10,596	10,122	20,718
25-34 years	14,106	20,703	34,809
35-44 years	13,788	27,940	41,728
45-54 years	13,690	42,908	56,598
55-64 years	16,793	78,391	95,184
65-74 years	13,743	93,697	107,440
75-84 years	7,999	49,358	57,357
85+ years	3,569	18,595	22,164
Race	94,284	341,714	435,998
White	60,070	256,431	316,501
Black	5,871	14,459	20,330
American Indian/Alaskan	414	773	1,187
Other	9,611	27,574	37,185
Unknown	18,318	42,477	60,795
Other race includes Asian, native Hawaiian/Pacific Islander, or other.			
Ethnicity	94,284	341,714	435,998
Hispanic	5,407	11,629	17,036
Non-Hispanic	49,199	215,003	264,202
Unknown	39,678	115,082	154,760
Gender	94,284	341,714	435,998
Female	49,876	194,411	244,287
Male	44,192	146,744	190,936
Unknown	216	559	775

COVID-19 doses administered for the past 2 weeks

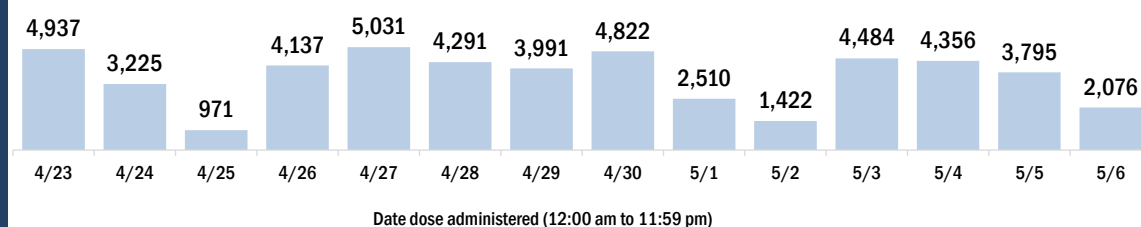


Persons vaccinated for COVID-19 for the past 2 weeks

Number of persons who received their first dose of a two-dose series of the COVID-19 vaccine



Number of persons who completed the COVID-19 vaccine series



COVID-19: Polk County vaccine summary

Vaccination data through May 6, 2021 as of May 7, 2021 at 12:05 AM

Data in this report are provisional and subject to change.

Data in this summary pertain to COVID-19 vaccines approved by the U.S. Food and Drug Administration and have been issued an Emergency Use Authorization (Janssen COVID-19 Vaccine, Moderna COVID-19 Vaccine and Pfizer-BioNTech COVID-19 Vaccine). These data summarize the number of people who have received either their first dose or have completed the series for a COVID-19 vaccine. **A person can only be counted in one category, first dose or series complete.** For persons receiving Moderna or Pfizer vaccines, once they receive their second dose, they are moved from the first dose column to the series completed column. **Because of this, the total first dose category may show a change from report to report not matching the total receiving their first dose from the previous day.** Persons receiving Johnson & Johnson vaccines will always be counted in the series completed column.

COVID-19 doses for vaccinated persons in Florida

Doses administered 409,470

People receiving one dose of a 1-dose series (Johnson & Johnson) or receiving only one dose of a 2-dose series (Moderna, Pfizer) count once. Persons receiving both doses of a 2-dose series count twice.

Current status of persons vaccinated for COVID-19 in Florida

Total people vaccinated 246,698

First dose 71,522

Series completed 175,176

Completed 1-dose series 12,404

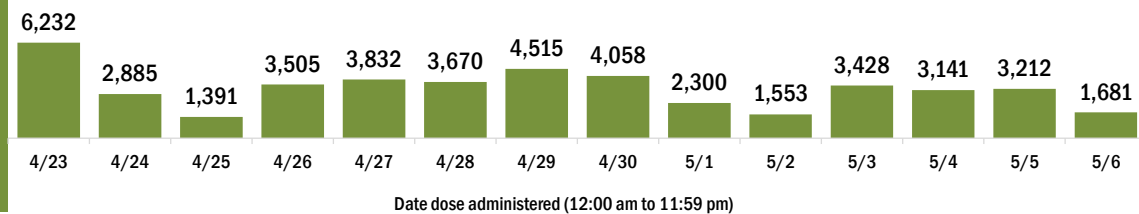
Completed 2-dose series 162,772

First dose: current number of people who have only received their first dose of the Moderna or Pfizer vaccine.

Series complete: current number of people who have received both Moderna or Pfizer vaccine doses or one Johnson & Johnson dose and are considered fully immunized.

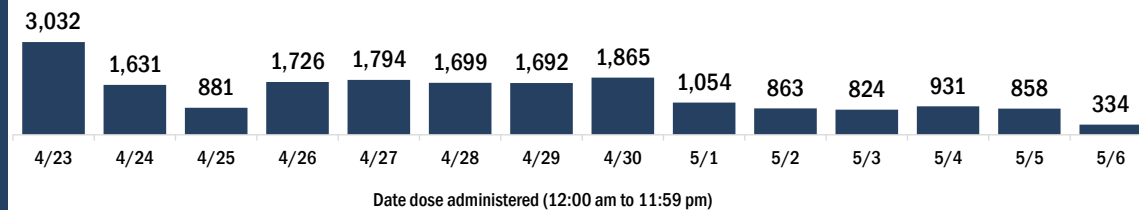
Demographic summary	First dose	Series complete	Total people vaccinated
Age group	71,522	175,176	246,698
16-24 years	7,512	5,194	12,706
25-34 years	9,581	9,759	19,340
35-44 years	10,618	13,709	24,327
45-54 years	11,237	20,928	32,165
55-64 years	12,156	34,681	46,837
65-74 years	11,171	51,371	62,542
75-84 years	6,874	30,667	37,541
85+ years	2,373	8,867	11,240
Race	71,522	175,176	246,698
White	42,694	123,553	166,247
Black	6,469	11,811	18,280
American Indian/Alaskan	520	811	1,331
Other	8,461	15,062	23,523
Unknown	13,378	23,939	37,317
Other race includes Asian, native Hawaiian/Pacific Islander, or other.			
Ethnicity	71,522	175,176	246,698
Hispanic	14,383	19,097	33,480
Non-Hispanic	30,292	99,909	130,201
Unknown	26,847	56,170	83,017
Gender	71,522	175,176	246,698
Female	37,348	99,290	136,638
Male	34,052	75,784	109,836
Unknown	122	102	224

COVID-19 doses administered for the past 2 weeks

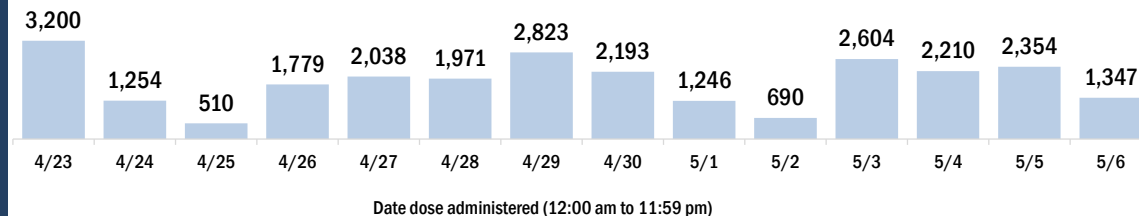


Persons vaccinated for COVID-19 for the past 2 weeks

Number of persons who received their first dose of a two-dose series of the COVID-19 vaccine



Number of persons who completed the COVID-19 vaccine series



COVID-19: Putnam County vaccine summary

Vaccination data through May 6, 2021 as of May 7, 2021 at 12:05 AM

Data in this report are provisional and subject to change.

Data in this summary pertain to COVID-19 vaccines approved by the U.S. Food and Drug Administration and have been issued an Emergency Use Authorization (Janssen COVID-19 Vaccine, Moderna COVID-19 Vaccine and Pfizer-BioNTech COVID-19 Vaccine). These data summarize the number of people who have received either their first dose or have completed the series for a COVID-19 vaccine. **A person can only be counted in one category, first dose or series complete.** For persons receiving Moderna or Pfizer vaccines, once they receive their second dose, they are moved from the first dose column to the series completed column. **Because of this, the total first dose category may show a change from report to report not matching the total receiving their first dose from the previous day.** Persons receiving Johnson & Johnson vaccines will always be counted in the series completed column.

COVID-19 doses for vaccinated persons in Florida

Doses administered 31,511

People receiving one dose of a 1-dose series (Johnson & Johnson) or receiving only one dose of a 2-dose series (Moderna, Pfizer) count once. Persons receiving both doses of a 2-dose series count twice.

Current status of persons vaccinated for COVID-19 in Florida

Total people vaccinated 18,871

First dose 5,309

Series completed 13,562

Completed 1-dose series 922

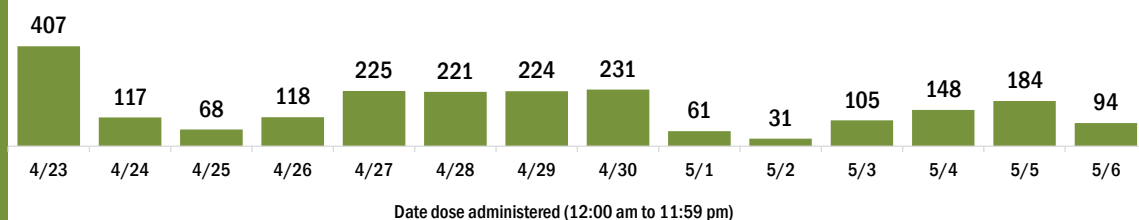
Completed 2-dose series 12,640

First dose: current number of people who have only received their first dose of the Moderna or Pfizer vaccine.

Series complete: current number of people who have received both Moderna or Pfizer vaccine doses or one Johnson & Johnson dose and are considered fully immunized.

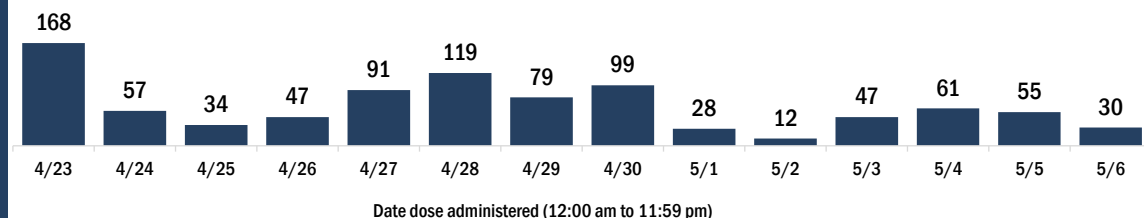
Demographic summary	First dose	Series complete	Total people vaccinated
Age group	5,309	13,562	18,871
16-24 years	285	219	504
25-34 years	406	429	835
35-44 years	491	643	1,134
45-54 years	653	1,249	1,902
55-64 years	1,142	3,010	4,152
65-74 years	1,336	4,685	6,021
75-84 years	753	2,539	3,292
85+ years	243	788	1,031
Race	5,309	13,562	18,871
White	3,888	10,589	14,477
Black	549	1,438	1,987
American Indian/Alaskan	51	99	150
Other	465	770	1,235
Unknown	356	666	1,022
Other race includes Asian, native Hawaiian/Pacific Islander, or other.			
Ethnicity	5,309	13,562	18,871
Hispanic	368	583	951
Non-Hispanic	3,980	10,687	14,667
Unknown	961	2,292	3,253
Gender	5,309	13,562	18,871
Female	2,750	7,754	10,504
Male	2,545	5,802	8,347
Unknown	14	6	20

COVID-19 doses administered for the past 2 weeks

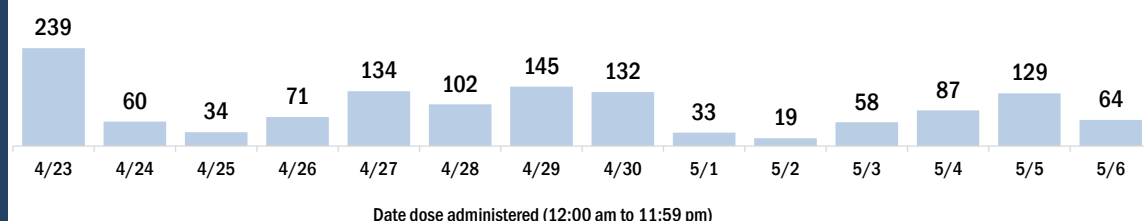


Persons vaccinated for COVID-19 for the past 2 weeks

Number of persons who received their first dose of a two-dose series of the COVID-19 vaccine



Number of persons who completed the COVID-19 vaccine series



COVID-19: Santa Rosa County vaccine summary

Vaccination data through May 6, 2021 as of May 7, 2021 at 12:05 AM

Data in this report are provisional and subject to change.

Data in this summary pertain to COVID-19 vaccines approved by the U.S. Food and Drug Administration and have been issued an Emergency Use Authorization (Janssen COVID-19 Vaccine, Moderna COVID-19 Vaccine and Pfizer-BioNTech COVID-19 Vaccine). These data summarize the number of people who have received either their first dose or have completed the series for a COVID-19 vaccine. **A person can only be counted in one category, first dose or series complete.** For persons receiving Moderna or Pfizer vaccines, once they receive their second dose, they are moved from the first dose column to the series completed column. **Because of this, the total first dose category may show a change from report to report not matching the total receiving their first dose from the previous day.** Persons receiving Johnson & Johnson vaccines will always be counted in the series completed column.

COVID-19 doses for vaccinated persons in Florida

Doses administered 100,611

People receiving one dose of a 1-dose series (Johnson & Johnson) or receiving only one dose of a 2-dose series (Moderna, Pfizer) count once. Persons receiving both doses of a 2-dose series count twice.

Current status of persons vaccinated for COVID-19 in Florida

Total people vaccinated 58,843

First dose 14,415

Series completed 44,428

Completed 1-dose series 2,660

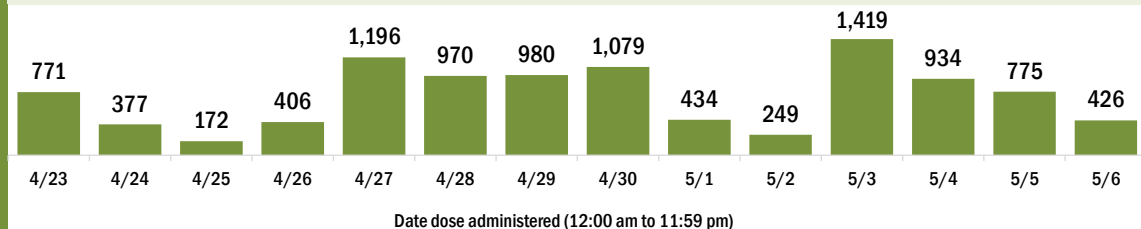
Completed 2-dose series 41,768

First dose: current number of people who have only received their first dose of the Moderna or Pfizer vaccine.

Series complete: current number of people who have received both Moderna or Pfizer vaccine doses or one Johnson & Johnson dose and are considered fully immunized.

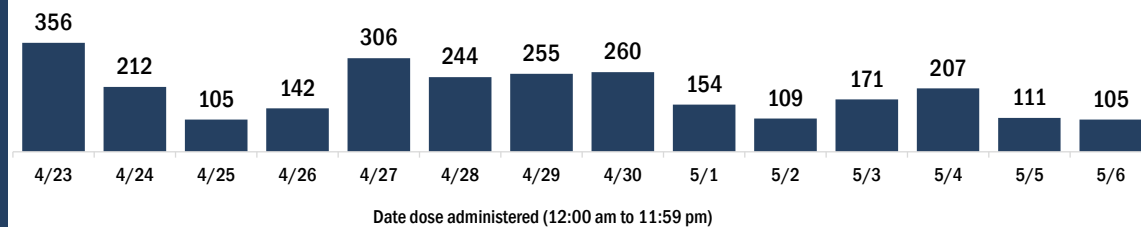
Demographic summary	First dose	Series complete	Total people vaccinated
Age group	14,415	44,428	58,843
16-24 years	1,664	1,390	3,054
25-34 years	1,799	2,397	4,196
35-44 years	2,109	3,907	6,016
45-54 years	2,269	5,889	8,158
55-64 years	2,813	10,078	12,891
65-74 years	2,277	12,799	15,076
75-84 years	1,105	6,216	7,321
85+ years	379	1,752	2,131
Race	14,415	44,428	58,843
White	9,147	32,673	41,820
Black	766	1,580	2,346
American Indian/Alaskan	73	264	337
Other	1,206	2,978	4,184
Unknown	3,223	6,933	10,156
Other race includes Asian, native Hawaiian/Pacific Islander, or other.			
Ethnicity	14,415	44,428	58,843
Hispanic	738	1,305	2,043
Non-Hispanic	8,319	29,786	38,105
Unknown	5,358	13,337	18,695
Gender	14,415	44,428	58,843
Female	7,551	24,832	32,383
Male	6,849	19,583	26,432
Unknown	15	13	28

COVID-19 doses administered for the past 2 weeks

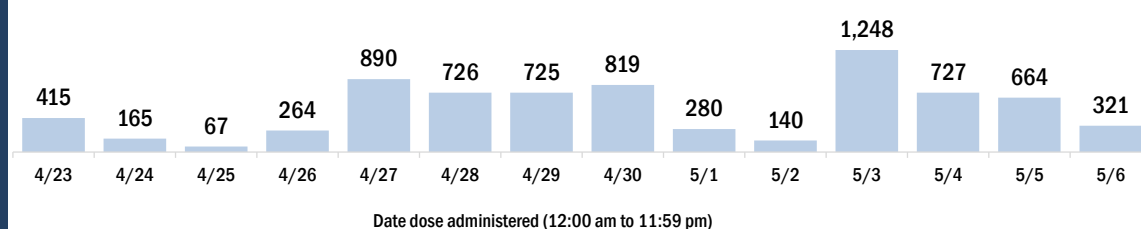


Persons vaccinated for COVID-19 for the past 2 weeks

Number of persons who received their first dose of a two-dose series of the COVID-19 vaccine



Number of persons who completed the COVID-19 vaccine series



COVID-19: Sarasota County vaccine summary

Vaccination data through May 6, 2021 as of May 7, 2021 at 12:05 AM

Data in this report are provisional and subject to change.

Data in this summary pertain to COVID-19 vaccines approved by the U.S. Food and Drug Administration and have been issued an Emergency Use Authorization (Janssen COVID-19 Vaccine, Moderna COVID-19 Vaccine and Pfizer-BioNTech COVID-19 Vaccine). These data summarize the number of people who have received either their first dose or have completed the series for a COVID-19 vaccine. **A person can only be counted in one category, first dose or series complete.** For persons receiving Moderna or Pfizer vaccines, once they receive their second dose, they are moved from the first dose column to the series completed column. **Because of this, the total first dose category may show a change from report to report not matching the total receiving their first dose from the previous day.** Persons receiving Johnson & Johnson vaccines will always be counted in the series completed column.

COVID-19 doses for vaccinated persons in Florida

Doses administered 414,901

People receiving one dose of a 1-dose series (Johnson & Johnson) or receiving only one dose of a 2-dose series (Moderna, Pfizer) count once. Persons receiving both doses of a 2-dose series count twice.

Current status of persons vaccinated for COVID-19 in Florida

Total people vaccinated 241,199

First dose 57,621

Series completed 183,578

Completed 1-dose series 9,876

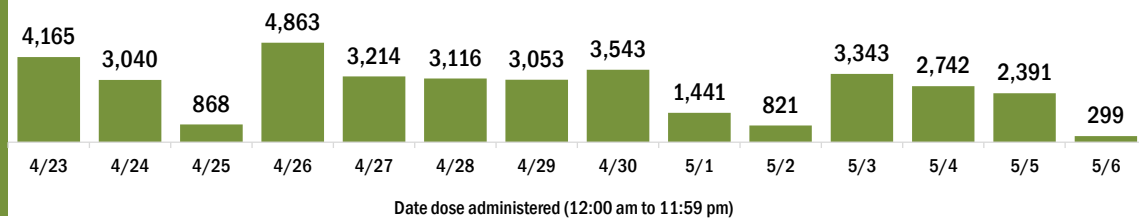
Completed 2-dose series 173,702

First dose: current number of people who have only received their first dose of the Moderna or Pfizer vaccine.

Series complete: current number of people who have received both Moderna or Pfizer vaccine doses or one Johnson & Johnson dose and are considered fully immunized.

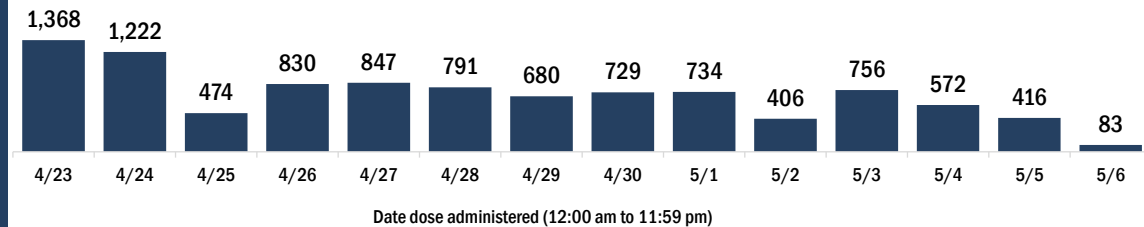
Demographic summary	First dose	Series complete	Total people vaccinated
Age group	57,621	183,578	241,199
16-24 years	4,742	3,420	8,162
25-34 years	4,606	5,365	9,971
35-44 years	5,460	8,250	13,710
45-54 years	7,030	14,641	21,671
55-64 years	10,367	33,003	43,370
65-74 years	13,088	63,693	76,781
75-84 years	8,732	40,921	49,653
85+ years	3,596	14,285	17,881
Race	57,621	183,578	241,199
White	42,588	146,243	188,831
Black	1,331	2,611	3,942
American Indian/Alaskan	219	627	846
Other	4,365	12,019	16,384
Unknown	9,118	22,078	31,196
Other race includes Asian, native Hawaiian/Pacific Islander, or other.			
Ethnicity	57,621	183,578	241,199
Hispanic	4,812	6,232	11,044
Non-Hispanic	33,692	123,730	157,422
Unknown	19,117	53,616	72,733
Gender	57,621	183,578	241,199
Female	30,510	103,165	133,675
Male	26,991	80,288	107,279
Unknown	120	125	245

COVID-19 doses administered for the past 2 weeks

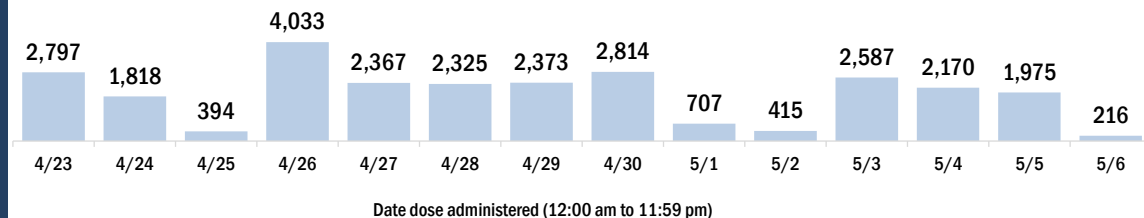


Persons vaccinated for COVID-19 for the past 2 weeks

Number of persons who received their first dose of a two-dose series of the COVID-19 vaccine



Number of persons who completed the COVID-19 vaccine series



COVID-19: Seminole County vaccine summary

Vaccination data through May 6, 2021 as of May 7, 2021 at 12:05 AM

Data in this report are provisional and subject to change.

Data in this summary pertain to COVID-19 vaccines approved by the U.S. Food and Drug Administration and have been issued an Emergency Use Authorization (Janssen COVID-19 Vaccine, Moderna COVID-19 Vaccine and Pfizer-BioNTech COVID-19 Vaccine). These data summarize the number of people who have received either their first dose or have completed the series for a COVID-19 vaccine. **A person can only be counted in one category, first dose or series complete.** For persons receiving Moderna or Pfizer vaccines, once they receive their second dose, they are moved from the first dose column to the series completed column. **Because of this, the total first dose category may show a change from report to report not matching the total receiving their first dose from the previous day.** Persons receiving Johnson & Johnson vaccines will always be counted in the series completed column.

COVID-19 doses for vaccinated persons in Florida

Doses administered 312,854

People receiving one dose of a 1-dose series (Johnson & Johnson) or receiving only one dose of a 2-dose series (Moderna, Pfizer) count once. Persons receiving both doses of a 2-dose series count twice.

Current status of persons vaccinated for COVID-19 in Florida

Total people vaccinated 183,106

First dose 42,303

Series completed 140,803

Completed 1-dose series 11,055

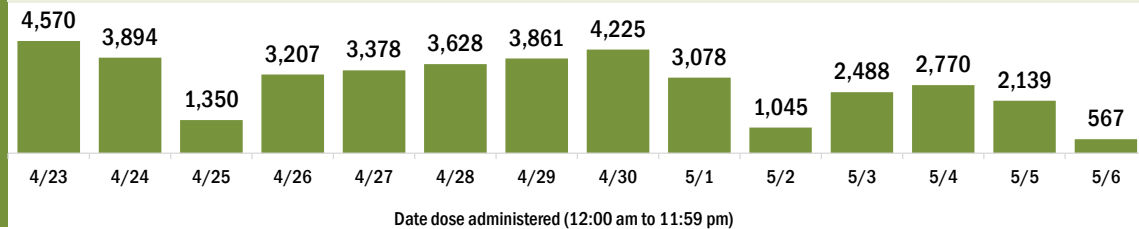
Completed 2-dose series 129,748

First dose: current number of people who have only received their first dose of the Moderna or Pfizer vaccine.

Series complete: current number of people who have received both Moderna or Pfizer vaccine doses or one Johnson & Johnson dose and are considered fully immunized.

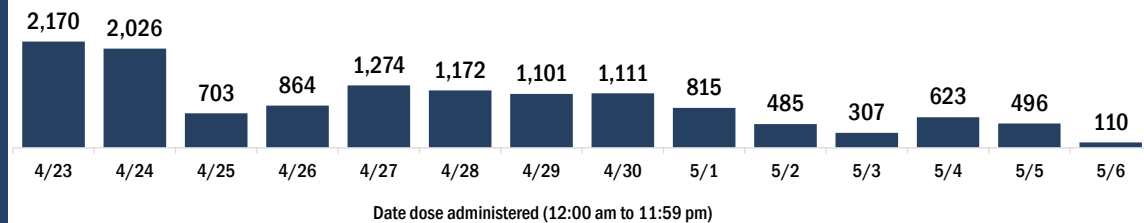
Demographic summary	First dose	Series complete	Total people vaccinated
Age group	42,303	140,803	183,106
16-24 years	7,534	9,050	16,584
25-34 years	8,099	12,568	20,667
35-44 years	8,187	18,234	26,421
45-54 years	7,007	22,903	29,910
55-64 years	6,079	28,799	34,878
65-74 years	3,069	29,459	32,528
75-84 years	1,592	14,348	15,940
85+ years	736	5,442	6,178
Race	42,303	140,803	183,106
White	25,209	99,304	124,513
Black	3,374	9,098	12,472
American Indian/Alaskan	208	585	793
Other	6,901	20,325	27,226
Unknown	6,611	11,491	18,102
Other race includes Asian, native Hawaiian/Pacific Islander, or other.			
Ethnicity	42,303	140,803	183,106
Hispanic	7,484	16,555	24,039
Non-Hispanic	20,383	90,479	110,862
Unknown	14,436	33,769	48,205
Gender	42,303	140,803	183,106
Female	21,920	79,469	101,389
Male	20,280	61,211	81,491
Unknown	103	123	226

COVID-19 doses administered for the past 2 weeks

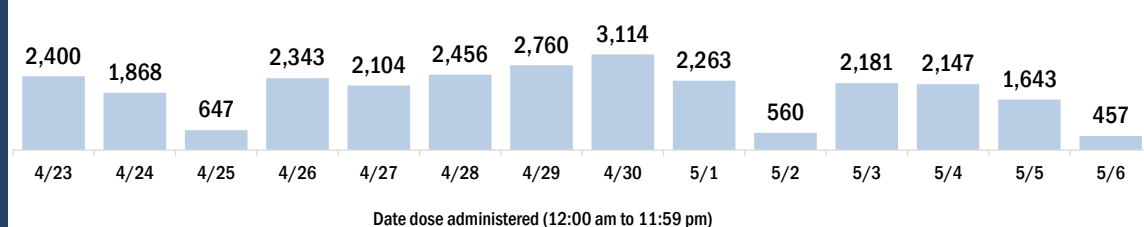


Persons vaccinated for COVID-19 for the past 2 weeks

Number of persons who received their first dose of a two-dose series of the COVID-19 vaccine



Number of persons who completed the COVID-19 vaccine series



COVID-19: St. Johns County vaccine summary

Vaccination data through May 6, 2021 as of May 7, 2021 at 12:05 AM

Data in this report are provisional and subject to change.

Data in this summary pertain to COVID-19 vaccines approved by the U.S. Food and Drug Administration and have been issued an Emergency Use Authorization (Janssen COVID-19 Vaccine, Moderna COVID-19 Vaccine and Pfizer-BioNTech COVID-19 Vaccine). These data summarize the number of people who have received either their first dose or have completed the series for a COVID-19 vaccine. **A person can only be counted in one category, first dose or series complete.** For persons receiving Moderna or Pfizer vaccines, once they receive their second dose, they are moved from the first dose column to the series completed column. **Because of this, the total first dose category may show a change from report to report not matching the total receiving their first dose from the previous day.** Persons receiving Johnson & Johnson vaccines will always be counted in the series completed column.

COVID-19 doses for vaccinated persons in Florida

Doses administered 229,826

People receiving one dose of a 1-dose series (Johnson & Johnson) or receiving only one dose of a 2-dose series (Moderna, Pfizer) count once. Persons receiving both doses of a 2-dose series count twice.

Current status of persons vaccinated for COVID-19 in Florida

Total people vaccinated 127,645

First dose 19,507

Series completed 108,138

Completed 1-dose series 5,957

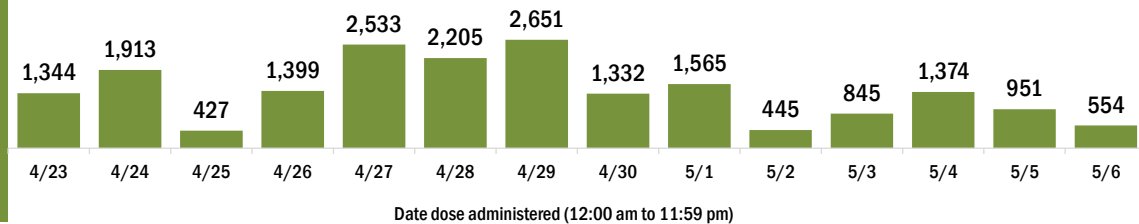
Completed 2-dose series 102,181

First dose: current number of people who have only received their first dose of the Moderna or Pfizer vaccine.

Series complete: current number of people who have received both Moderna or Pfizer vaccine doses or one Johnson & Johnson dose and are considered fully immunized.

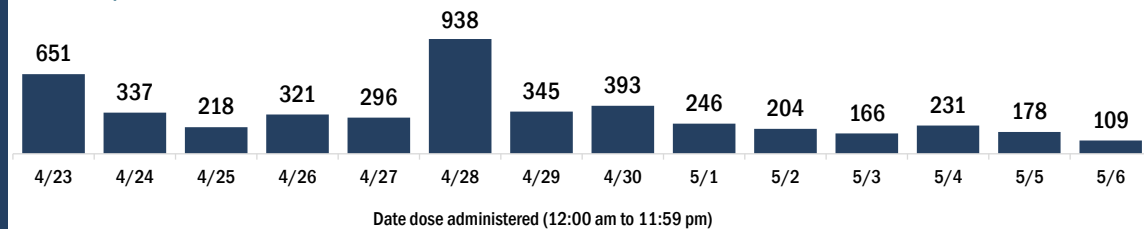
Demographic summary	First dose	Series complete	Total people vaccinated
Age group	19,507	108,138	127,645
16-24 years	3,342	4,908	8,250
25-34 years	2,461	5,836	8,297
35-44 years	3,475	13,015	16,490
45-54 years	3,313	16,200	19,513
55-64 years	3,121	22,137	25,258
65-74 years	2,198	28,239	30,437
75-84 years	1,135	13,764	14,899
85+ years	462	4,039	4,501
Race	19,507	108,138	127,645
White	12,129	81,107	93,236
Black	794	3,170	3,964
American Indian/Alaskan	61	302	363
Other	2,342	10,220	12,562
Unknown	4,181	13,339	17,520
Other race includes Asian, native Hawaiian/Pacific Islander, or other.			
Ethnicity	19,507	108,138	127,645
Hispanic	1,247	4,463	5,710
Non-Hispanic	10,401	72,040	82,441
Unknown	7,859	31,635	39,494
Gender	19,507	108,138	127,645
Female	10,149	59,786	69,935
Male	9,329	48,334	57,663
Unknown	29	18	47

COVID-19 doses administered for the past 2 weeks

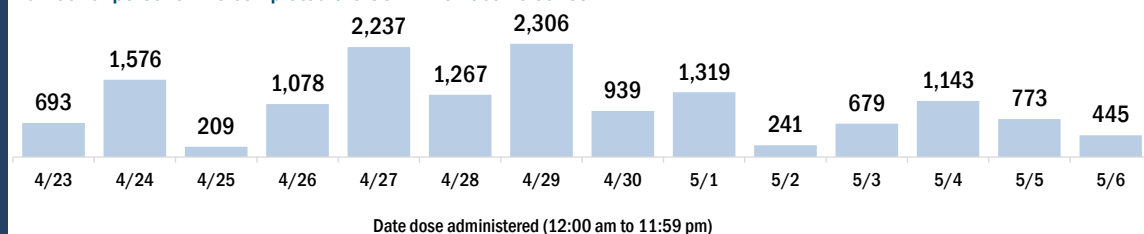


Persons vaccinated for COVID-19 for the past 2 weeks

Number of persons who received their first dose of a two-dose series of the COVID-19 vaccine



Number of persons who completed the COVID-19 vaccine series



COVID-19: St. Lucie County vaccine summary

Vaccination data through May 6, 2021 as of May 7, 2021 at 12:05 AM

Data in this report are provisional and subject to change.

Data in this summary pertain to COVID-19 vaccines approved by the U.S. Food and Drug Administration and have been issued an Emergency Use Authorization (Janssen COVID-19 Vaccine, Moderna COVID-19 Vaccine and Pfizer-BioNTech COVID-19 Vaccine). These data summarize the number of people who have received either their first dose or have completed the series for a COVID-19 vaccine. **A person can only be counted in one category, first dose or series complete.** For persons receiving Moderna or Pfizer vaccines, once they receive their second dose, they are moved from the first dose column to the series completed column. **Because of this, the total first dose category may show a change from report to report not matching the total receiving their first dose from the previous day.** Persons receiving Johnson & Johnson vaccines will always be counted in the series completed column.

COVID-19 doses for vaccinated persons in Florida

Doses administered 210,028

People receiving one dose of a 1-dose series (Johnson & Johnson) or receiving only one dose of a 2-dose series (Moderna, Pfizer) count once. Persons receiving both doses of a 2-dose series count twice.

Current status of persons vaccinated for COVID-19 in Florida

Total people vaccinated 124,009

First dose 33,892

Series completed 90,117

Completed 1-dose series 4,098

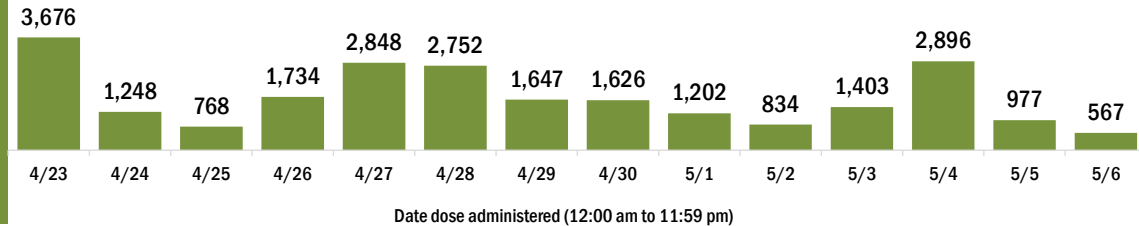
Completed 2-dose series 86,019

First dose: current number of people who have only received their first dose of the Moderna or Pfizer vaccine.

Series complete: current number of people who have received both Moderna or Pfizer vaccine doses or one Johnson & Johnson dose and are considered fully immunized.

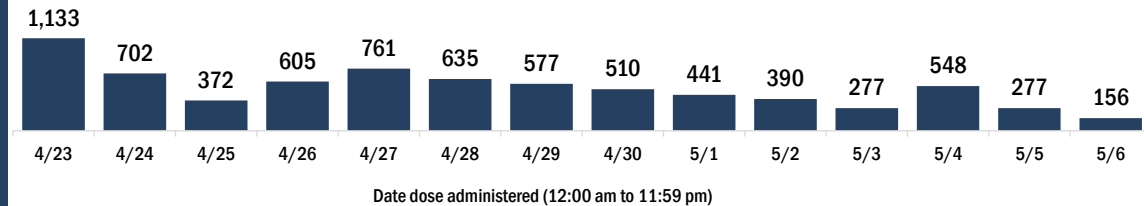
Demographic summary	First dose	Series complete	Total people vaccinated
Age group	33,892	90,117	124,009
16-24 years	3,024	2,335	5,359
25-34 years	3,263	3,658	6,921
35-44 years	4,190	5,820	10,010
45-54 years	5,225	9,910	15,135
55-64 years	7,068	18,697	25,765
65-74 years	6,285	28,581	34,866
75-84 years	3,582	16,222	19,804
85+ years	1,255	4,894	6,149
Race	33,892	90,117	124,009
White	20,449	58,905	79,354
Black	3,610	8,517	12,127
American Indian/Alaskan	176	415	591
Other	3,607	8,233	11,840
Unknown	6,050	14,047	20,097
Other race includes Asian, native Hawaiian/Pacific Islander, or other.			
Ethnicity	33,892	90,117	124,009
Hispanic	5,260	8,824	14,084
Non-Hispanic	15,549	50,896	66,445
Unknown	13,083	30,397	43,480
Gender	33,892	90,117	124,009
Female	17,929	50,988	68,917
Male	15,876	39,056	54,932
Unknown	87	73	160

COVID-19 doses administered for the past 2 weeks

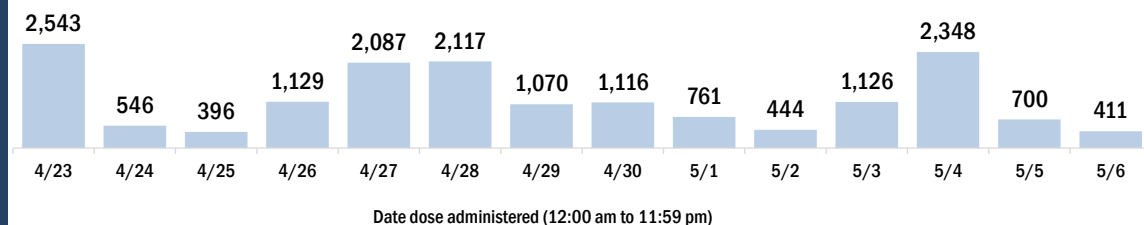


Persons vaccinated for COVID-19 for the past 2 weeks

Number of persons who received their first dose of a two-dose series of the COVID-19 vaccine



Number of persons who completed the COVID-19 vaccine series



COVID-19: Sumter County vaccine summary

Vaccination data through May 6, 2021 as of May 7, 2021 at 12:05 AM

Data in this report are provisional and subject to change.

Data in this summary pertain to COVID-19 vaccines approved by the U.S. Food and Drug Administration and have been issued an Emergency Use Authorization (Janssen COVID-19 Vaccine, Moderna COVID-19 Vaccine and Pfizer-BioNTech COVID-19 Vaccine). These data summarize the number of people who have received either their first dose or have completed the series for a COVID-19 vaccine. **A person can only be counted in one category, first dose or series complete.** For persons receiving Moderna or Pfizer vaccines, once they receive their second dose, they are moved from the first dose column to the series completed column. **Because of this, the total first dose category may show a change from report to report not matching the total receiving their first dose from the previous day.** Persons receiving Johnson & Johnson vaccines will always be counted in the series completed column.

COVID-19 doses for vaccinated persons in Florida

Doses administered 151,676

People receiving one dose of a 1-dose series (Johnson & Johnson) or receiving only one dose of a 2-dose series (Moderna, Pfizer) count once. Persons receiving both doses of a 2-dose series count twice.

Current status of persons vaccinated for COVID-19 in Florida

Total people vaccinated 83,856

First dose 11,761

Series completed 72,095

Completed 1-dose series 4,275

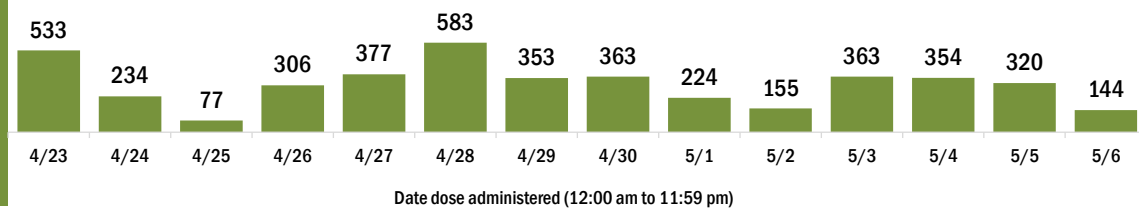
Completed 2-dose series 67,820

First dose: current number of people who have only received their first dose of the Moderna or Pfizer vaccine.

Series complete: current number of people who have received both Moderna or Pfizer vaccine doses or one Johnson & Johnson dose and are considered fully immunized.

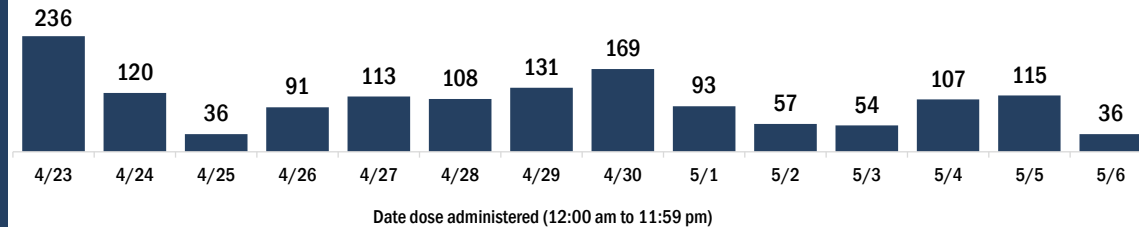
Demographic summary	First dose	Series complete	Total people vaccinated
Age group	11,761	72,095	83,856
16-24 years	318	234	552
25-34 years	542	437	979
35-44 years	748	676	1,424
45-54 years	1,074	1,593	2,667
55-64 years	2,478	8,393	10,871
65-74 years	3,458	33,864	37,322
75-84 years	2,527	23,014	25,541
85+ years	616	3,884	4,500
Race	11,761	72,095	83,856
White	8,775	60,731	69,506
Black	530	855	1,385
American Indian/Alaskan	29	154	183
Other	871	2,744	3,615
Unknown	1,556	7,611	9,167
Other race includes Asian, native Hawaiian/Pacific Islander, or other.			
Ethnicity	11,761	72,095	83,856
Hispanic	475	1,268	1,743
Non-Hispanic	7,502	48,336	55,838
Unknown	3,784	22,491	26,275
Gender	11,761	72,095	83,856
Female	6,066	40,236	46,302
Male	5,677	31,840	37,517
Unknown	18	19	37

COVID-19 doses administered for the past 2 weeks

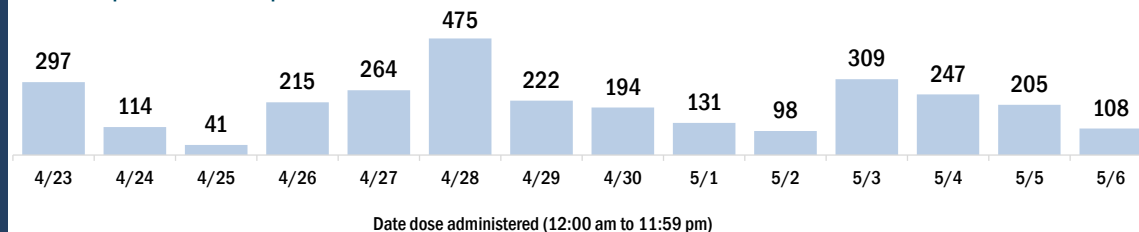


Persons vaccinated for COVID-19 for the past 2 weeks

Number of persons who received their first dose of a two-dose series of the COVID-19 vaccine



Number of persons who completed the COVID-19 vaccine series



COVID-19: Suwannee County vaccine summary

Vaccination data through May 6, 2021 as of May 7, 2021 at 12:05 AM

Data in this report are provisional and subject to change.

Data in this summary pertain to COVID-19 vaccines approved by the U.S. Food and Drug Administration and have been issued an Emergency Use Authorization (Janssen COVID-19 Vaccine, Moderna COVID-19 Vaccine and Pfizer-BioNTech COVID-19 Vaccine). These data summarize the number of people who have received either their first dose or have completed the series for a COVID-19 vaccine. **A person can only be counted in one category, first dose or series complete.** For persons receiving Moderna or Pfizer vaccines, once they receive their second dose, they are moved from the first dose column to the series completed column. **Because of this, the total first dose category may show a change from report to report not matching the total receiving their first dose from the previous day.** Persons receiving Johnson & Johnson vaccines will always be counted in the series completed column.

COVID-19 doses for vaccinated persons in Florida

Doses administered 18,017

People receiving one dose of a 1-dose series (Johnson & Johnson) or receiving only one dose of a 2-dose series (Moderna, Pfizer) count once. Persons receiving both doses of a 2-dose series count twice.

Current status of persons vaccinated for COVID-19 in Florida

Total people vaccinated 10,341

First dose 2,019

Series completed 8,322

Completed 1-dose series 646

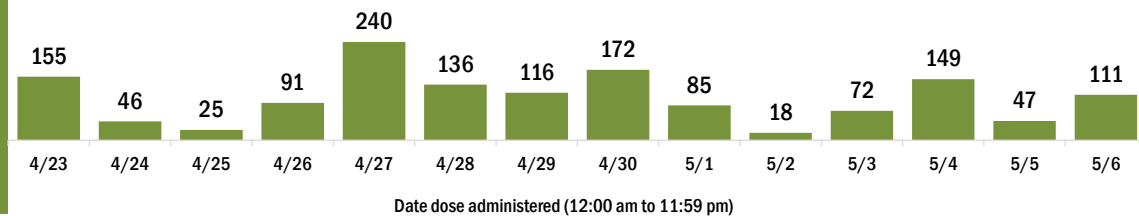
Completed 2-dose series 7,676

First dose: current number of people who have only received their first dose of the Moderna or Pfizer vaccine.

Series complete: current number of people who have received both Moderna or Pfizer vaccine doses or one Johnson & Johnson dose and are considered fully immunized.

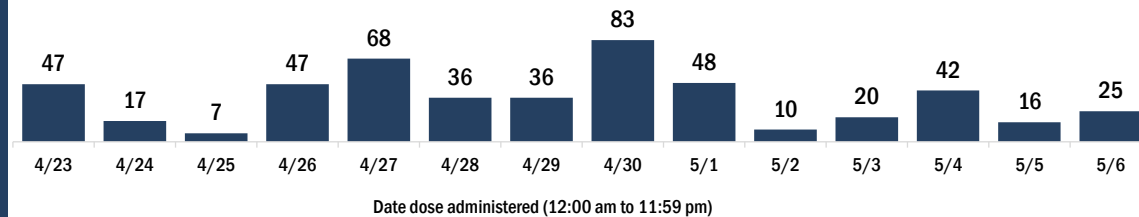
Demographic summary	First dose	Series complete	Total people vaccinated
Age group	2,019	8,322	10,341
16-24 years	175	166	341
25-34 years	225	235	460
35-44 years	266	414	680
45-54 years	321	713	1,034
55-64 years	536	1,760	2,296
65-74 years	259	2,764	3,023
75-84 years	172	1,698	1,870
85+ years	65	572	637
Race	2,019	8,322	10,341
White	1,266	5,824	7,090
Black	338	666	1,004
American Indian/Alaskan	7	11	18
Other	174	568	742
Unknown	234	1,253	1,487
Other race includes Asian, native Hawaiian/Pacific Islander, or other.			
Ethnicity	2,019	8,322	10,341
Hispanic	177	347	524
Non-Hispanic	1,212	4,680	5,892
Unknown	630	3,295	3,925
Gender	2,019	8,322	10,341
Female	881	4,793	5,674
Male	1,138	3,529	4,667
Unknown	0	0	0

COVID-19 doses administered for the past 2 weeks

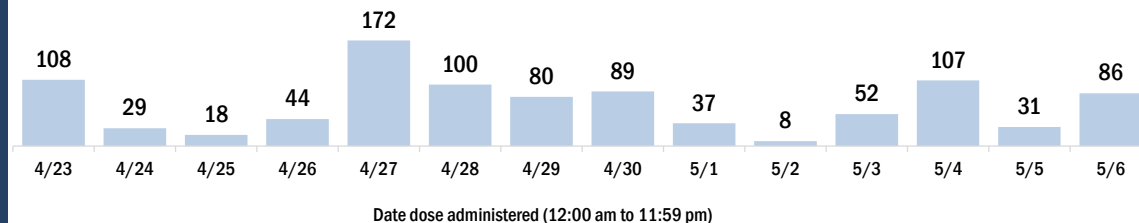


Persons vaccinated for COVID-19 for the past 2 weeks

Number of persons who received their first dose of a two-dose series of the COVID-19 vaccine



Number of persons who completed the COVID-19 vaccine series



COVID-19: Taylor County vaccine summary

Vaccination data through May 6, 2021 as of May 7, 2021 at 12:05 AM

Data in this report are provisional and subject to change.

Data in this summary pertain to COVID-19 vaccines approved by the U.S. Food and Drug Administration and have been issued an Emergency Use Authorization (Janssen COVID-19 Vaccine, Moderna COVID-19 Vaccine and Pfizer-BioNTech COVID-19 Vaccine). These data summarize the number of people who have received either their first dose or have completed the series for a COVID-19 vaccine. **A person can only be counted in one category, first dose or series complete.** For persons receiving Moderna or Pfizer vaccines, once they receive their second dose, they are moved from the first dose column to the series completed column. **Because of this, the total first dose category may show a change from report to report not matching the total receiving their first dose from the previous day.** Persons receiving Johnson & Johnson vaccines will always be counted in the series completed column.

COVID-19 doses for vaccinated persons in Florida

Doses administered 9,502

People receiving one dose of a 1-dose series (Johnson & Johnson) or receiving only one dose of a 2-dose series (Moderna, Pfizer) count once. Persons receiving both doses of a 2-dose series count twice.

Current status of persons vaccinated for COVID-19 in Florida

Total people vaccinated 5,691

First dose 1,584

Series completed 4,107

Completed 1-dose series 296

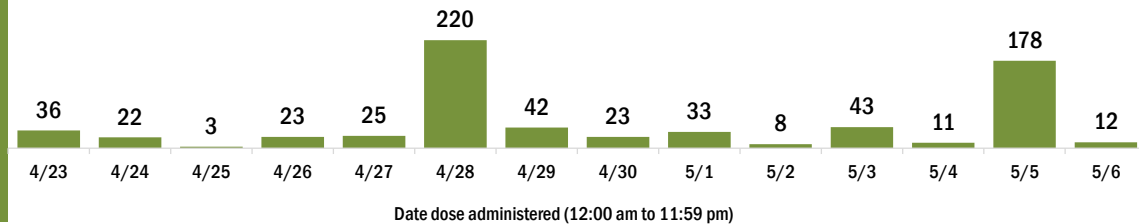
Completed 2-dose series 3,811

First dose: current number of people who have only received their first dose of the Moderna or Pfizer vaccine.

Series complete: current number of people who have received both Moderna or Pfizer vaccine doses or one Johnson & Johnson dose and are considered fully immunized.

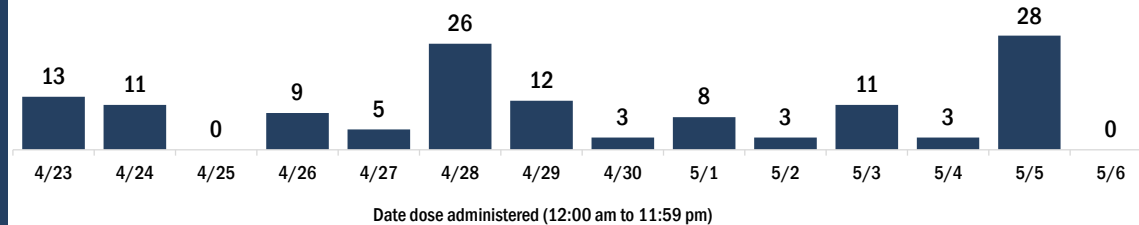
Demographic summary	First dose	Series complete	Total people vaccinated
Age group	1,584	4,107	5,691
16-24 years	54	61	115
25-34 years	146	124	270
35-44 years	205	194	399
45-54 years	228	382	610
55-64 years	367	944	1,311
65-74 years	368	1,401	1,769
75-84 years	164	785	949
85+ years	52	216	268
Race	1,584	4,107	5,691
White	1,037	3,064	4,101
Black	321	505	826
American Indian/Alaskan	7	36	43
Other	89	260	349
Unknown	130	242	372
Other race includes Asian, native Hawaiian/Pacific Islander, or other.			
Ethnicity	1,584	4,107	5,691
Hispanic	33	74	107
Non-Hispanic	759	2,758	3,517
Unknown	792	1,275	2,067
Gender	1,584	4,107	5,691
Female	632	2,264	2,896
Male	951	1,842	2,793
Unknown	1	1	2

COVID-19 doses administered for the past 2 weeks

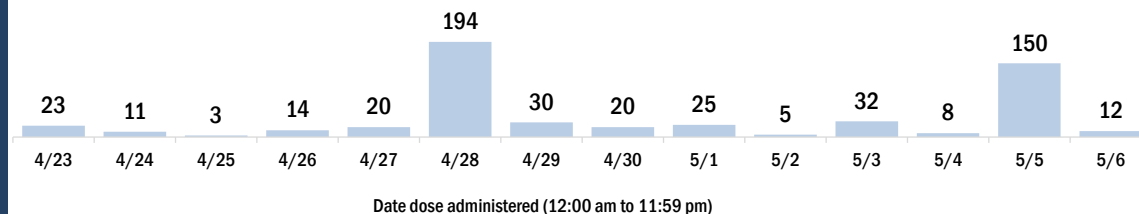


Persons vaccinated for COVID-19 for the past 2 weeks

Number of persons who received their first dose of a two-dose series of the COVID-19 vaccine



Number of persons who completed the COVID-19 vaccine series



COVID-19: Union County vaccine summary

Vaccination data through May 6, 2021 as of May 7, 2021 at 12:05 AM

Data in this report are provisional and subject to change.

Data in this summary pertain to COVID-19 vaccines approved by the U.S. Food and Drug Administration and have been issued an Emergency Use Authorization (Janssen COVID-19 Vaccine, Moderna COVID-19 Vaccine and Pfizer-BioNTech COVID-19 Vaccine). These data summarize the number of people who have received either their first dose or have completed the series for a COVID-19 vaccine. **A person can only be counted in one category, first dose or series complete.** For persons receiving Moderna or Pfizer vaccines, once they receive their second dose, they are moved from the first dose column to the series completed column. **Because of this, the total first dose category may show a change from report to report not matching the total receiving their first dose from the previous day.** Persons receiving Johnson & Johnson vaccines will always be counted in the series completed column.

COVID-19 doses for vaccinated persons in Florida

Doses administered 6,806

People receiving one dose of a 1-dose series (Johnson & Johnson) or receiving only one dose of a 2-dose series (Moderna, Pfizer) count once. Persons receiving both doses of a 2-dose series count twice.

Current status of persons vaccinated for COVID-19 in Florida

Total people vaccinated 4,652

First dose 2,380

Series completed 2,272

Completed 1-dose series 118

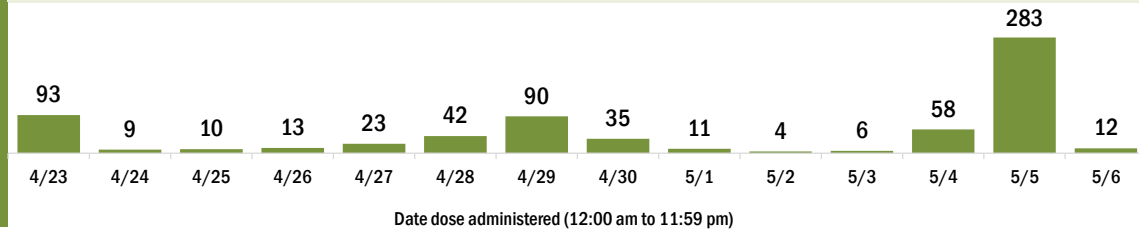
Completed 2-dose series 2,154

First dose: current number of people who have only received their first dose of the Moderna or Pfizer vaccine.

Series complete: current number of people who have received both Moderna or Pfizer vaccine doses or one Johnson & Johnson dose and are considered fully immunized.

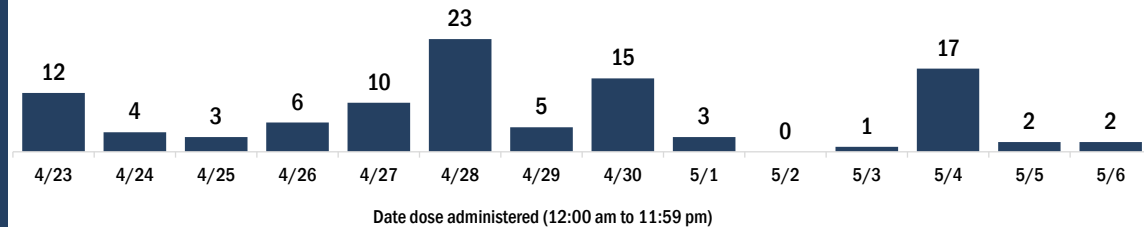
Demographic summary	First dose	Series complete	Total people vaccinated
Age group	2,380	2,272	4,652
16-24 years	61	57	118
25-34 years	121	127	248
35-44 years	236	168	404
45-54 years	352	278	630
55-64 years	861	507	1,368
65-74 years	605	654	1,259
75-84 years	128	376	504
85+ years	16	105	121
Race	2,380	2,272	4,652
White	1,536	1,790	3,326
Black	716	279	995
American Indian/Alaskan	5	17	22
Other	83	141	224
Unknown	40	45	85
Other race includes Asian, native Hawaiian/Pacific Islander, or other.			
Ethnicity	2,380	2,272	4,652
Hispanic	84	68	152
Non-Hispanic	2,176	2,014	4,190
Unknown	120	190	310
Gender	2,380	2,272	4,652
Female	204	1,153	1,357
Male	2,171	1,119	3,290
Unknown	5	0	5

COVID-19 doses administered for the past 2 weeks

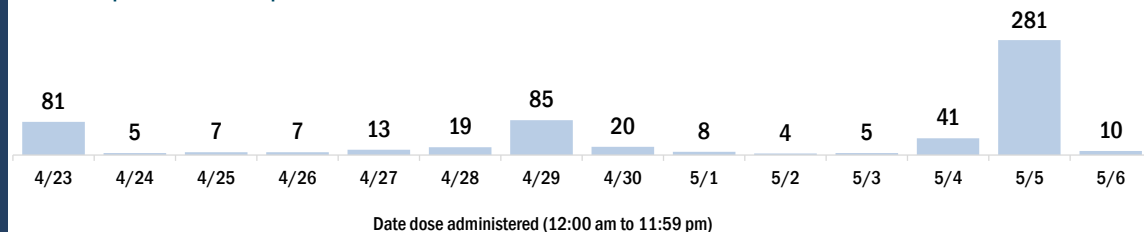


Persons vaccinated for COVID-19 for the past 2 weeks

Number of persons who received their first dose of a two-dose series of the COVID-19 vaccine



Number of persons who completed the COVID-19 vaccine series



COVID-19: Volusia County vaccine summary

Vaccination data through May 6, 2021 as of May 7, 2021 at 12:05 AM

Data in this report are provisional and subject to change.

Data in this summary pertain to COVID-19 vaccines approved by the U.S. Food and Drug Administration and have been issued an Emergency Use Authorization (Janssen COVID-19 Vaccine, Moderna COVID-19 Vaccine and Pfizer-BioNTech COVID-19 Vaccine). These data summarize the number of people who have received either their first dose or have completed the series for a COVID-19 vaccine. **A person can only be counted in one category, first dose or series complete.** For persons receiving Moderna or Pfizer vaccines, once they receive their second dose, they are moved from the first dose column to the series completed column. **Because of this, the total first dose category may show a change from report to report not matching the total receiving their first dose from the previous day.** Persons receiving Johnson & Johnson vaccines will always be counted in the series completed column.

COVID-19 doses for vaccinated persons in Florida

Doses administered 365,468

People receiving one dose of a 1-dose series (Johnson & Johnson) or receiving only one dose of a 2-dose series (Moderna, Pfizer) count once. Persons receiving both doses of a 2-dose series count twice.

Current status of persons vaccinated for COVID-19 in Florida

Total people vaccinated 219,329

First dose 54,186

Series completed 165,143

Completed 1-dose series 19,004

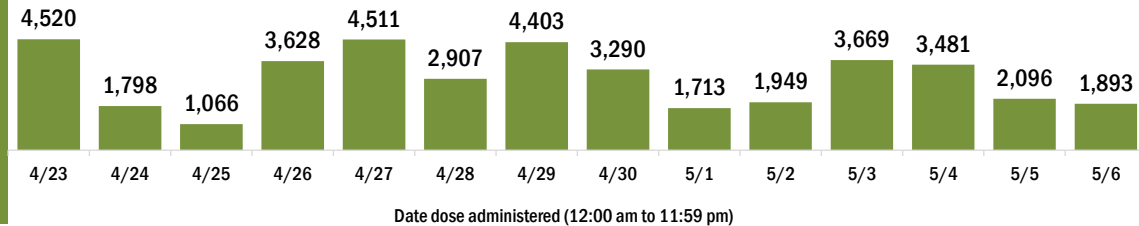
Completed 2-dose series 146,139

First dose: current number of people who have only received their first dose of the Moderna or Pfizer vaccine.

Series complete: current number of people who have received both Moderna or Pfizer vaccine doses or one Johnson & Johnson dose and are considered fully immunized.

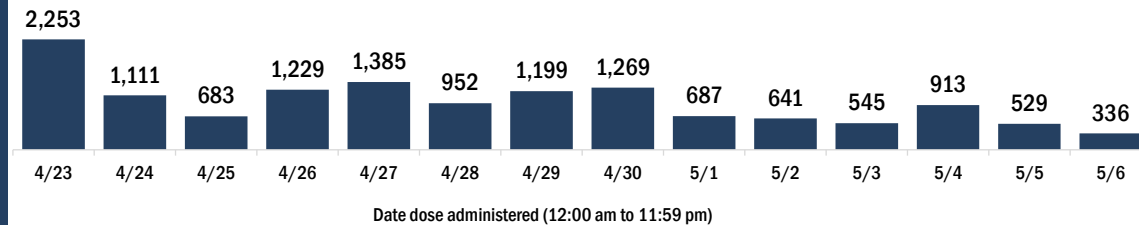
Demographic summary	First dose	Series complete	Total people vaccinated
Age group	54,186	165,143	219,329
16-24 years	6,083	4,865	10,948
25-34 years	5,935	6,844	12,779
35-44 years	6,602	10,058	16,660
45-54 years	8,080	17,241	25,321
55-64 years	12,104	34,437	46,541
65-74 years	9,227	52,300	61,527
75-84 years	4,484	29,264	33,748
85+ years	1,671	10,134	11,805
Race	54,186	165,143	219,329
White	34,474	109,921	144,395
Black	3,430	7,681	11,111
American Indian/Alaskan	200	551	751
Other	6,107	18,225	24,332
Unknown	9,975	28,765	38,740
Other race includes Asian, native Hawaiian/Pacific Islander, or other.			
Ethnicity	54,186	165,143	219,329
Hispanic	6,383	9,985	16,368
Non-Hispanic	27,704	87,106	114,810
Unknown	20,099	68,052	88,151
Gender	54,186	165,143	219,329
Female	27,735	93,142	120,877
Male	25,573	69,496	95,069
Unknown	878	2,505	3,383

COVID-19 doses administered for the past 2 weeks

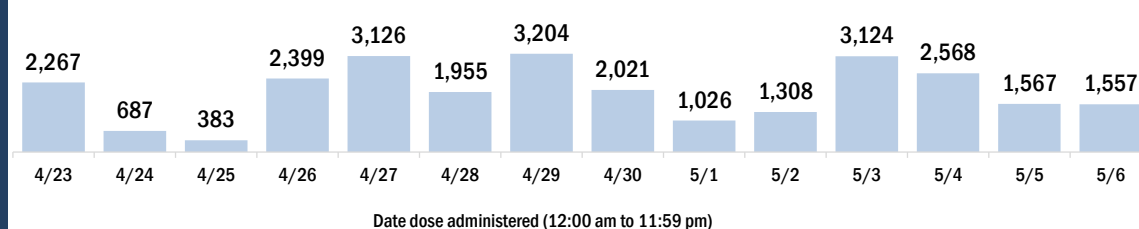


Persons vaccinated for COVID-19 for the past 2 weeks

Number of persons who received their first dose of a two-dose series of the COVID-19 vaccine



Number of persons who completed the COVID-19 vaccine series



COVID-19: Wakulla County vaccine summary

Vaccination data through May 6, 2021 as of May 7, 2021 at 12:05 AM

Data in this report are provisional and subject to change.

Data in this summary pertain to COVID-19 vaccines approved by the U.S. Food and Drug Administration and have been issued an Emergency Use Authorization (Janssen COVID-19 Vaccine, Moderna COVID-19 Vaccine and Pfizer-BioNTech COVID-19 Vaccine). These data summarize the number of people who have received either their first dose or have completed the series for a COVID-19 vaccine. **A person can only be counted in one category, first dose or series complete.** For persons receiving Moderna or Pfizer vaccines, once they receive their second dose, they are moved from the first dose column to the series completed column. **Because of this, the total first dose category may show a change from report to report not matching the total receiving their first dose from the previous day.** Persons receiving Johnson & Johnson vaccines will always be counted in the series completed column.

COVID-19 doses for vaccinated persons in Florida

Doses administered 18,327

People receiving one dose of a 1-dose series (Johnson & Johnson) or receiving only one dose of a 2-dose series (Moderna, Pfizer) count once. Persons receiving both doses of a 2-dose series count twice.

Current status of persons vaccinated for COVID-19 in Florida

Total people vaccinated 10,902

First dose 2,966

Series completed 7,936

Completed 1-dose series 511

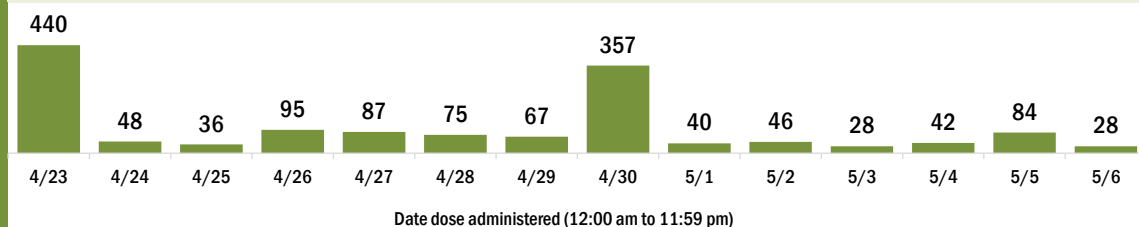
Completed 2-dose series 7,425

First dose: current number of people who have only received their first dose of the Moderna or Pfizer vaccine.

Series complete: current number of people who have received both Moderna or Pfizer vaccine doses or one Johnson & Johnson dose and are considered fully immunized.

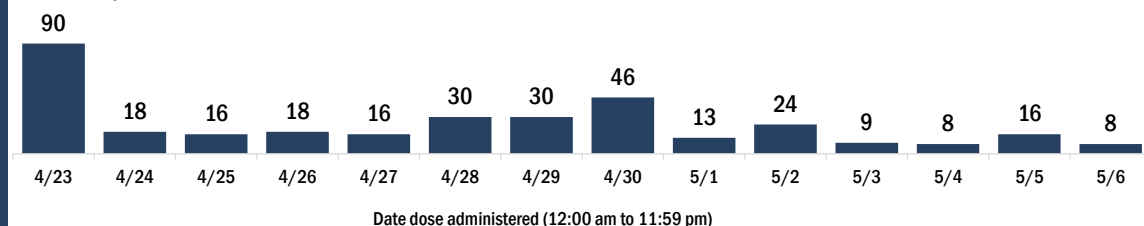
Demographic summary	First dose	Series complete	Total people vaccinated
Age group	2,966	7,936	10,902
16-24 years	216	201	417
25-34 years	390	381	771
35-44 years	488	639	1,127
45-54 years	562	1,011	1,573
55-64 years	632	1,789	2,421
65-74 years	421	2,495	2,916
75-84 years	195	1,149	1,344
85+ years	62	271	333
Race	2,966	7,936	10,902
White	2,114	5,898	8,012
Black	519	591	1,110
American Indian/Alaskan	8	36	44
Other	155	993	1,148
Unknown	170	418	588
Other race includes Asian, native Hawaiian/Pacific Islander, or other.			
Ethnicity	2,966	7,936	10,902
Hispanic	63	158	221
Non-Hispanic	1,546	6,336	7,882
Unknown	1,357	1,442	2,799
Gender	2,966	7,936	10,902
Female	1,121	4,435	5,556
Male	1,844	3,500	5,344
Unknown	1	1	2

COVID-19 doses administered for the past 2 weeks

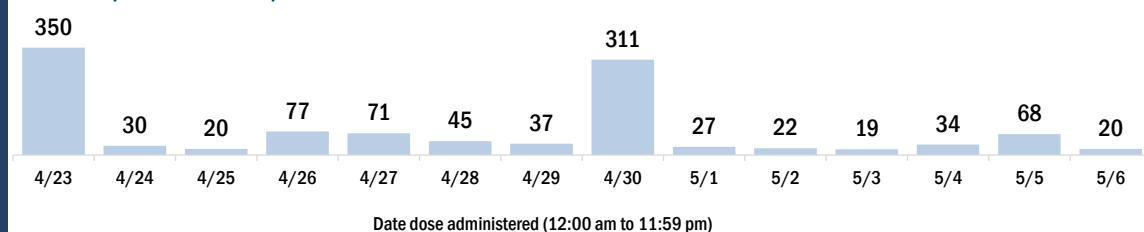


Persons vaccinated for COVID-19 for the past 2 weeks

Number of persons who received their first dose of a two-dose series of the COVID-19 vaccine



Number of persons who completed the COVID-19 vaccine series



COVID-19: Walton County vaccine summary

Vaccination data through May 6, 2021 as of May 7, 2021 at 12:05 AM

Data in this report are provisional and subject to change.

Data in this summary pertain to COVID-19 vaccines approved by the U.S. Food and Drug Administration and have been issued an Emergency Use Authorization (Janssen COVID-19 Vaccine, Moderna COVID-19 Vaccine and Pfizer-BioNTech COVID-19 Vaccine). These data summarize the number of people who have received either their first dose or have completed the series for a COVID-19 vaccine. **A person can only be counted in one category, first dose or series complete.** For persons receiving Moderna or Pfizer vaccines, once they receive their second dose, they are moved from the first dose column to the series completed column. **Because of this, the total first dose category may show a change from report to report not matching the total receiving their first dose from the previous day.** Persons receiving Johnson & Johnson vaccines will always be counted in the series completed column.

COVID-19 doses for vaccinated persons in Florida

Doses administered 40,494

People receiving one dose of a 1-dose series (Johnson & Johnson) or receiving only one dose of a 2-dose series (Moderna, Pfizer) count once. Persons receiving both doses of a 2-dose series count twice.

Current status of persons vaccinated for COVID-19 in Florida

Total people vaccinated 24,008

First dose 6,313

Series completed 17,695

Completed 1-dose series 1,209

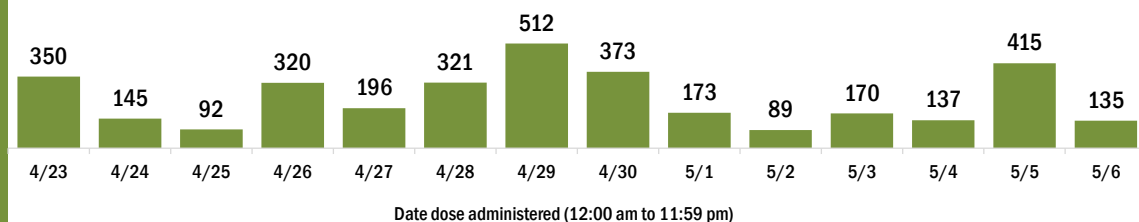
Completed 2-dose series 16,486

First dose: current number of people who have only received their first dose of the Moderna or Pfizer vaccine.

Series complete: current number of people who have received both Moderna or Pfizer vaccine doses or one Johnson & Johnson dose and are considered fully immunized.

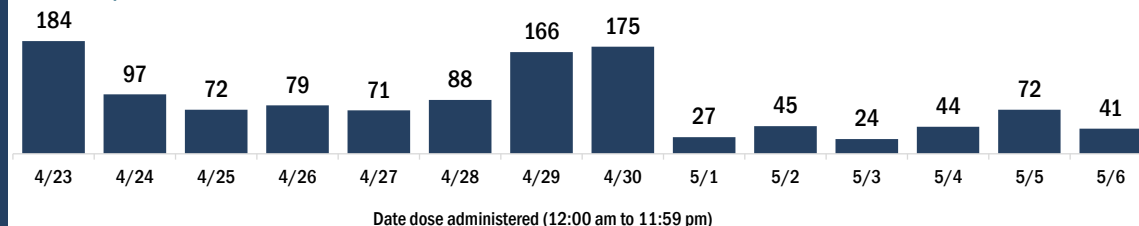
Demographic summary	First dose	Series complete	Total people vaccinated
Age group	6,313	17,695	24,008
16-24 years	467	340	807
25-34 years	636	625	1,261
35-44 years	879	1,264	2,143
45-54 years	1,047	1,949	2,996
55-64 years	1,425	4,213	5,638
65-74 years	1,196	6,046	7,242
75-84 years	529	2,557	3,086
85+ years	134	701	835
Race	6,313	17,695	24,008
White	4,563	13,260	17,823
Black	312	318	630
American Indian/Alaskan	21	68	89
Other	454	840	1,294
Unknown	963	3,209	4,172
Other race includes Asian, native Hawaiian/Pacific Islander, or other.			
Ethnicity	6,313	17,695	24,008
Hispanic	391	448	839
Non-Hispanic	4,083	11,567	15,650
Unknown	1,839	5,680	7,519
Gender	6,313	17,695	24,008
Female	3,132	9,641	12,773
Male	3,179	8,052	11,231
Unknown	2	2	4

COVID-19 doses administered for the past 2 weeks

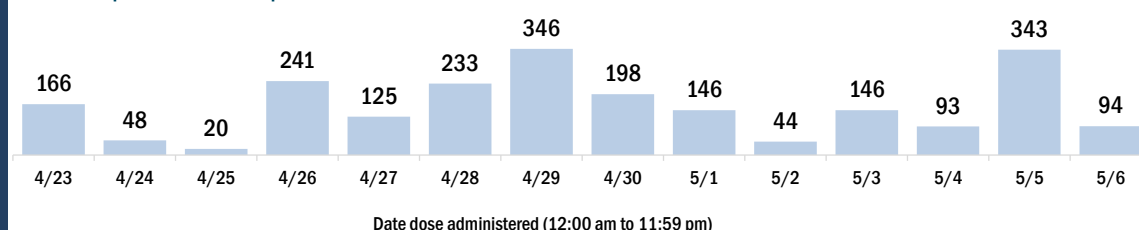


Persons vaccinated for COVID-19 for the past 2 weeks

Number of persons who received their first dose of a two-dose series of the COVID-19 vaccine



Number of persons who completed the COVID-19 vaccine series



COVID-19: Washington County vaccine summary

Vaccination data through May 6, 2021 as of May 7, 2021 at 12:05 AM

Data in this report are provisional and subject to change.

Data in this summary pertain to COVID-19 vaccines approved by the U.S. Food and Drug Administration and have been issued an Emergency Use Authorization (Janssen COVID-19 Vaccine, Moderna COVID-19 Vaccine and Pfizer-BioNTech COVID-19 Vaccine). These data summarize the number of people who have received either their first dose or have completed the series for a COVID-19 vaccine. **A person can only be counted in one category, first dose or series complete.** For persons receiving Moderna or Pfizer vaccines, once they receive their second dose, they are moved from the first dose column to the series completed column. **Because of this, the total first dose category may show a change from report to report not matching the total receiving their first dose from the previous day.** Persons receiving Johnson & Johnson vaccines will always be counted in the series completed column.

COVID-19 doses for vaccinated persons in Florida

Doses administered 9,423

People receiving one dose of a 1-dose series (Johnson & Johnson) or receiving only one dose of a 2-dose series (Moderna, Pfizer) count once. Persons receiving both doses of a 2-dose series count twice.

Current status of persons vaccinated for COVID-19 in Florida

Total people vaccinated 5,521

First dose 1,265

Series completed 4,256

Completed 1-dose series 354

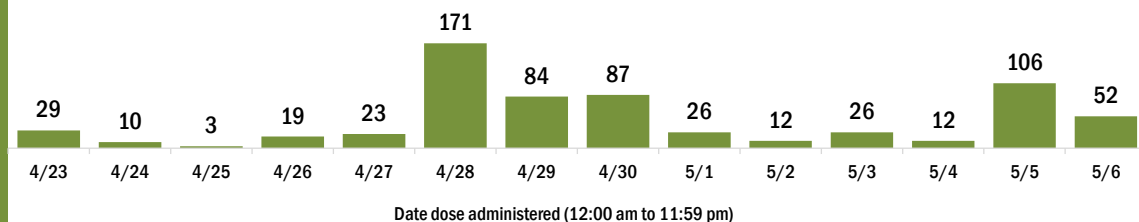
Completed 2-dose series 3,902

First dose: current number of people who have only received their first dose of the Moderna or Pfizer vaccine.

Series complete: current number of people who have received both Moderna or Pfizer vaccine doses or one Johnson & Johnson dose and are considered fully immunized.

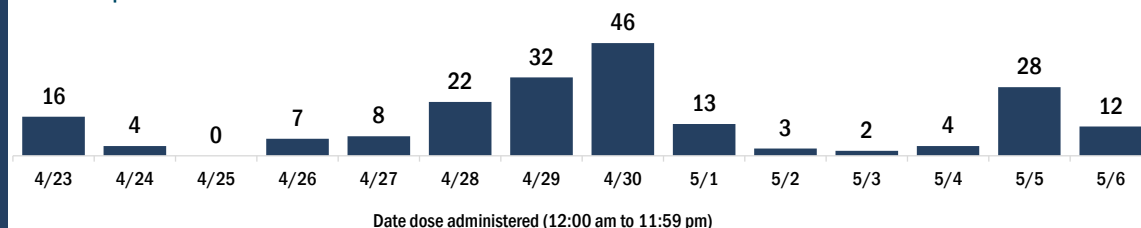
Demographic summary	First dose	Series complete	Total people vaccinated
Age group	1,265	4,256	5,521
16-24 years	72	59	131
25-34 years	155	140	295
35-44 years	235	230	465
45-54 years	248	459	707
55-64 years	317	1,014	1,331
65-74 years	140	1,351	1,491
75-84 years	65	755	820
85+ years	33	248	281
Race	1,265	4,256	5,521
White	657	3,325	3,982
Black	156	449	605
American Indian/Alaskan	9	58	67
Other	47	195	242
Unknown	396	229	625
Other race includes Asian, native Hawaiian/Pacific Islander, or other.			
Ethnicity	1,265	4,256	5,521
Hispanic	48	80	128
Non-Hispanic	1,002	3,451	4,453
Unknown	215	725	940
Gender	1,265	4,256	5,521
Female	405	2,354	2,759
Male	860	1,902	2,762
Unknown	0	0	0

COVID-19 doses administered for the past 2 weeks



Persons vaccinated for COVID-19 for the past 2 weeks

Number of persons who received their first dose of a two-dose series of the COVID-19 vaccine



Number of persons who completed the COVID-19 vaccine series

