

# COVID-19: Florida vaccine summary

Vaccination data through May 5, 2021 as of May 6, 2021 at 12:18 AM

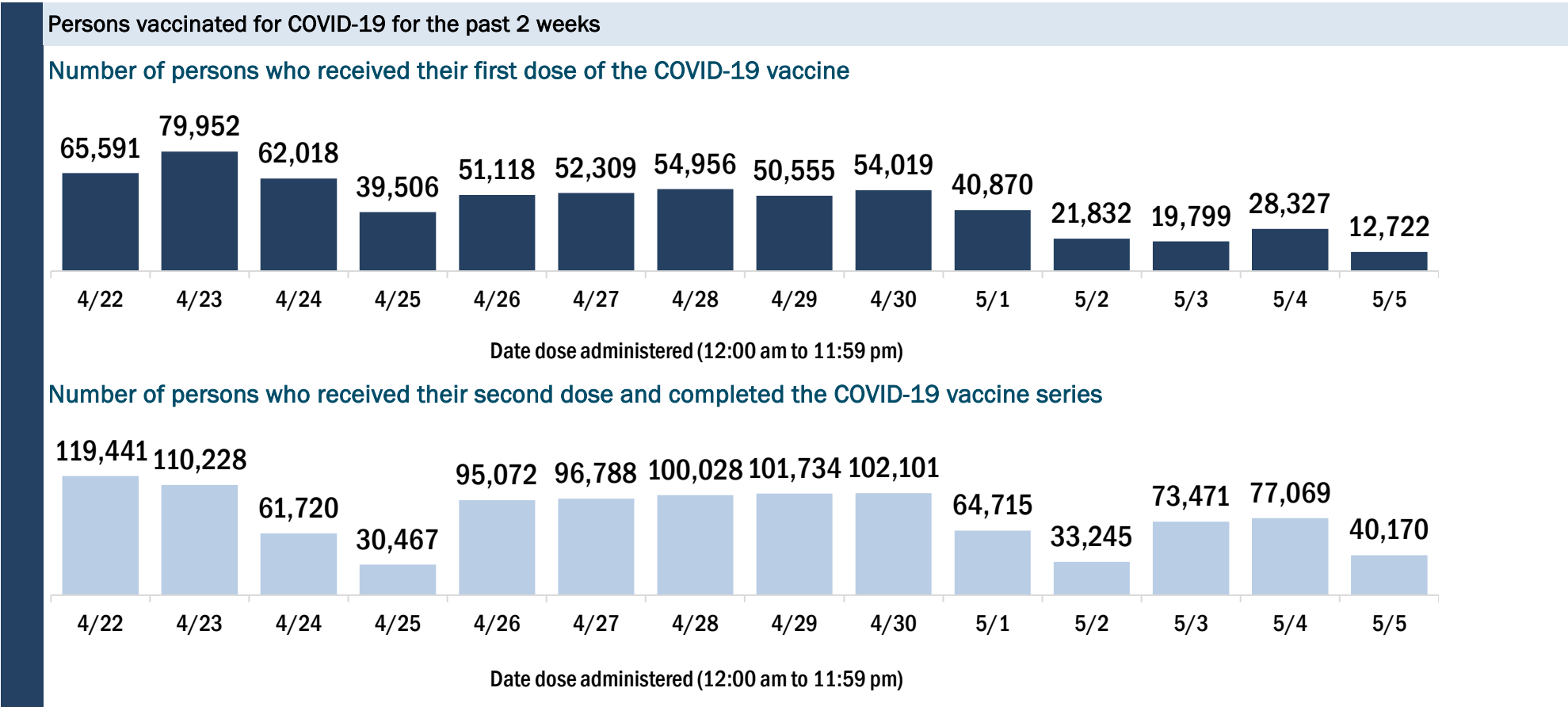
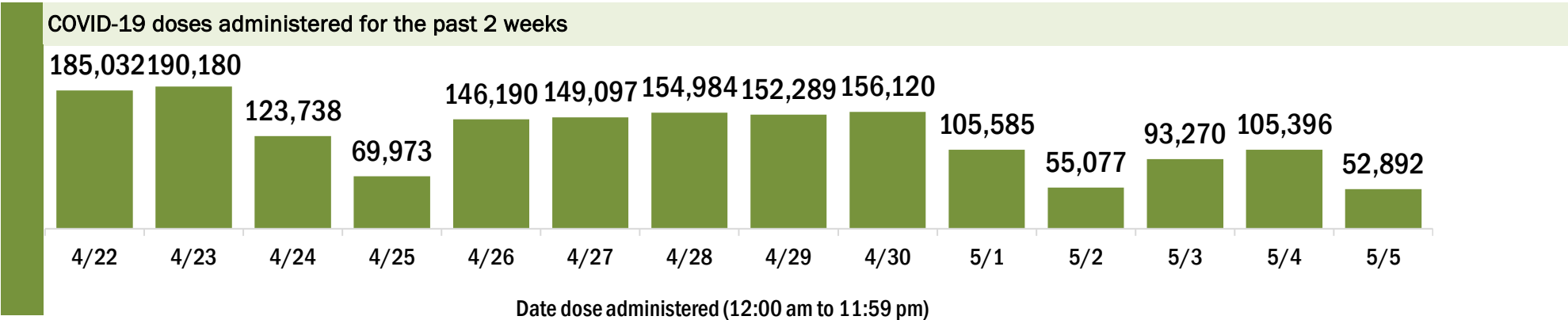
Data in this report are provisional and subject to change. Data are based on county of residence.

Data in this summary pertain to COVID-19 vaccines approved by the U.S. Food and Drug Administration and have been issued an Emergency Use Authorization (Janssen COVID-19 Vaccine, Moderna COVID-19 Vaccine and Pfizer-BioNTech COVID-19 Vaccine). These data summarize the number of people who have received either their first dose or have completed the series for a COVID-19 vaccine. **A person can only be counted in one category, first dose or series complete.** For persons receiving Moderna or Pfizer vaccines, once they receive their second dose, they are moved from the first dose column to the series completed column. **Because of this, the total first dose category may show a change from report to report not matching the total receiving their first dose from the previous day.** Persons receiving Johnson & Johnson vaccines will always be counted in the series completed column.

COVID-19 doses for vaccinated persons in Florida	
Doses administered	15,168,192
People receiving one dose of a 1-dose series (Johnson & Johnson) or receiving only one dose of a 2-dose series (Moderna, Pfizer) count once. Persons receiving both doses of a 2-dose series count twice.	

Current status of persons vaccinated for COVID-19 in Florida	
Total people vaccinated	9,101,152
First dose	2,437,366
Series completed	6,663,786
Completed 1-dose series	596,746
Completed 2-dose series	6,067,040
<b>First dose:</b> current number of people who have only received their first dose of the Moderna or Pfizer vaccine.	
<b>Series complete:</b> current number of people who have received both Moderna or Pfizer vaccine doses or one Johnson & Johnson dose and are considered fully immunized.	

Demographic summary	First dose	Series complete	Total people vaccinated
Age group	2,437,366	6,663,786	9,101,152
16-24 years	291,594	250,640	542,234
25-34 years	343,833	425,883	769,716
35-44 years	372,951	612,202	985,153
45-54 years	386,814	893,871	1,280,685
55-64 years	422,194	1,379,695	1,801,889
65-74 years	343,428	1,762,419	2,105,847
75-84 years	196,044	1,006,273	1,202,317
85+ years	80,508	332,803	413,311
Race	2,437,366	6,663,786	9,101,152
White	1,506,292	4,569,206	6,075,498
Black	191,593	440,739	632,332
American Indian/Alaskan	10,829	22,551	33,380
Other	293,073	689,895	982,968
Unknown	435,579	941,395	1,376,974
Other race includes Asian, native Hawaiian/Pacific Islander, or other.			
Ethnicity	2,437,366	6,663,786	9,101,152
Hispanic	539,668	957,499	1,497,167
Non-Hispanic	1,038,236	3,575,896	4,614,132
Unknown	859,462	2,130,391	2,989,853
Gender	2,437,366	6,663,786	9,101,152
Female	1,266,643	3,726,386	4,993,029
Male	1,158,247	2,927,362	4,085,609
Unknown	12,476	10,038	22,514



# COVID-19: Alachua County vaccine summary

Vaccination data through May 5, 2021 as of May 6, 2021 at 12:18 AM

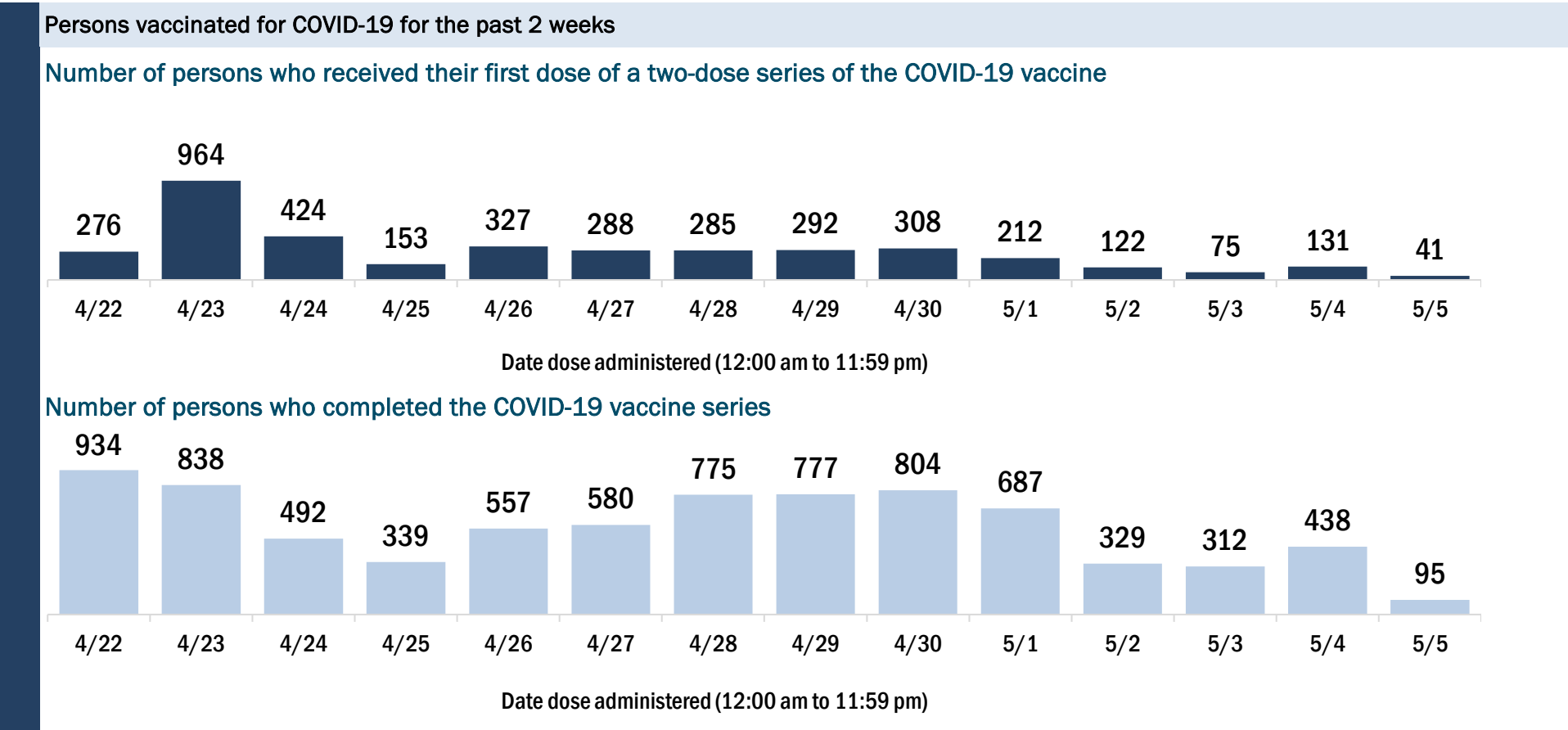
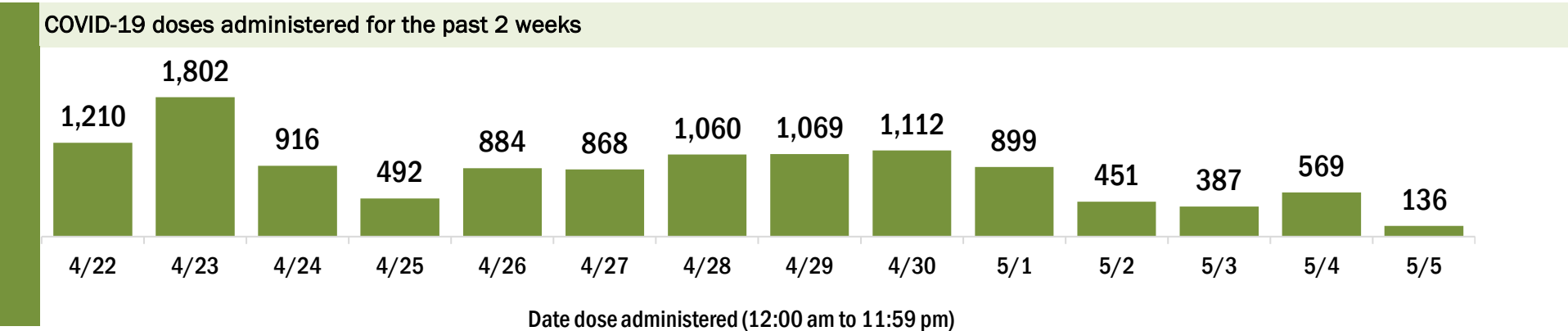
Data in this report are provisional and subject to change.

Data in this summary pertain to COVID-19 vaccines approved by the U.S. Food and Drug Administration and have been issued an Emergency Use Authorization (Janssen COVID-19 Vaccine, Moderna COVID-19 Vaccine and Pfizer-BioNTech COVID-19 Vaccine). These data summarize the number of people who have received either their first dose or have completed the series for a COVID-19 vaccine. **A person can only be counted in one category, first dose or series complete.** For persons receiving Moderna or Pfizer vaccines, once they receive their second dose, they are moved from the first dose column to the series completed column. **Because of this, the total first dose category may show a change from report to report not matching the total receiving their first dose from the previous day.** Persons receiving Johnson & Johnson vaccines will always be counted in the series completed column.

COVID-19 doses for vaccinated persons in Florida	
Doses administered	201,994
People receiving one dose of a 1-dose series (Johnson & Johnson) or receiving only one dose of a 2-dose series (Moderna, Pfizer) count once. Persons receiving both doses of a 2-dose series count twice.	

Current status of persons vaccinated for COVID-19 in Florida	
Total people vaccinated	118,926
First dose	31,252
Series completed	87,674
Completed 1-dose series	4,606
Completed 2-dose series	83,068
First dose: current number of people who have only received their first dose of the Moderna or Pfizer vaccine.	
Series complete: current number of people who have received both Moderna or Pfizer vaccine doses or one Johnson & Johnson dose and are considered fully immunized.	

Demographic summary	First dose	Series complete	Total people vaccinated
Age group	31,252	87,674	118,926
16-24 years	10,981	8,294	19,275
25-34 years	6,542	12,524	19,066
35-44 years	4,505	10,387	14,892
45-54 years	3,247	10,784	14,031
55-64 years	3,200	14,875	18,075
65-74 years	1,636	18,377	20,013
75-84 years	758	9,115	9,873
85+ years	383	3,318	3,701
Race	31,252	87,674	118,926
White	19,718	61,240	80,958
Black	3,637	8,611	12,248
American Indian/Alaskan	117	284	401
Other	5,520	13,077	18,597
Unknown	2,260	4,462	6,722
Other race includes Asian, native Hawaiian/Pacific Islander, or other.			
Ethnicity	31,252	87,674	118,926
Hispanic	4,451	6,494	10,945
Non-Hispanic	19,765	59,411	79,176
Unknown	7,036	21,769	28,805
Gender	31,252	87,674	118,926
Female	16,159	50,851	67,010
Male	15,038	36,783	51,821
Unknown	55	40	95



# COVID-19: Baker County vaccine summary

Vaccination data through May 5, 2021 as of May 6, 2021 at 12:18 AM

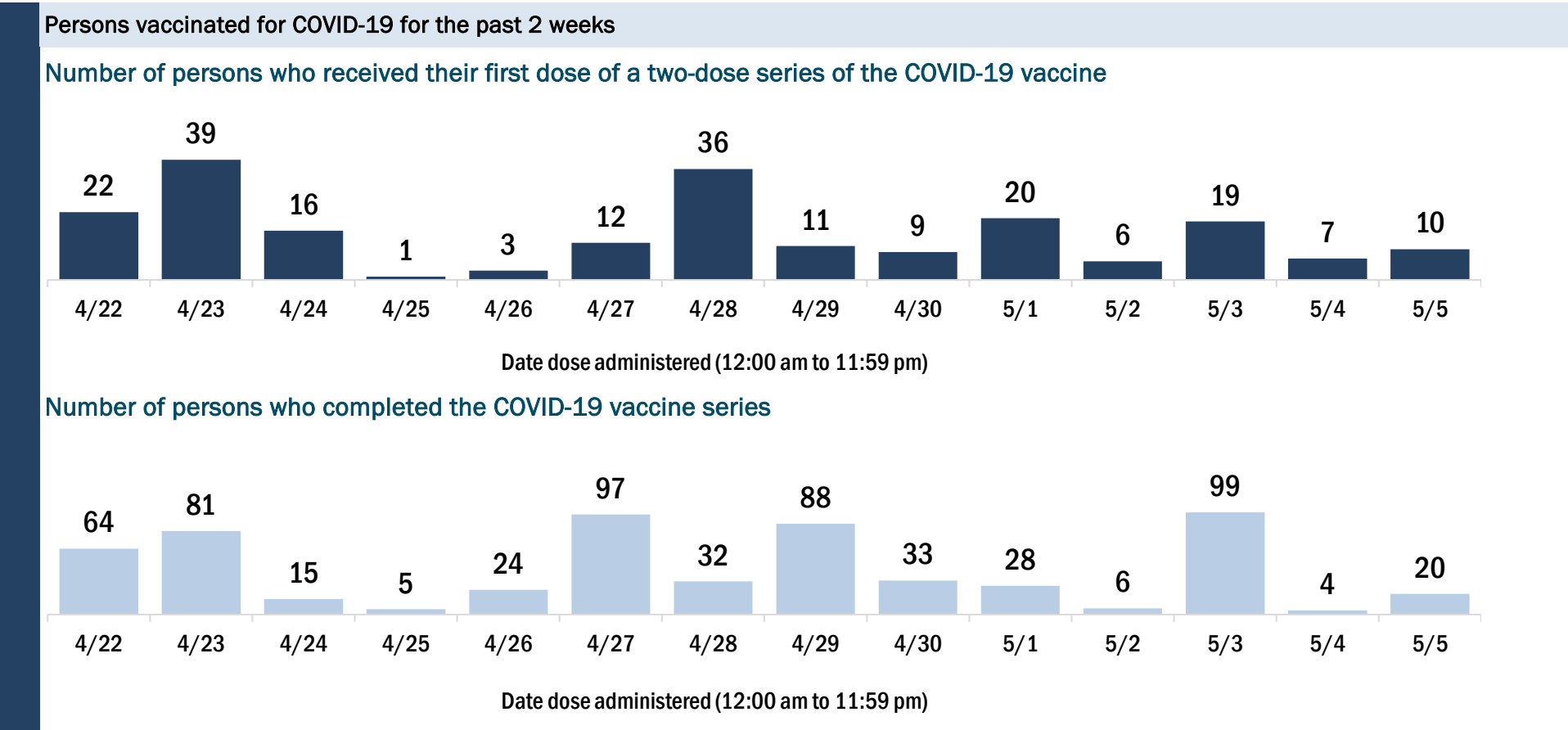
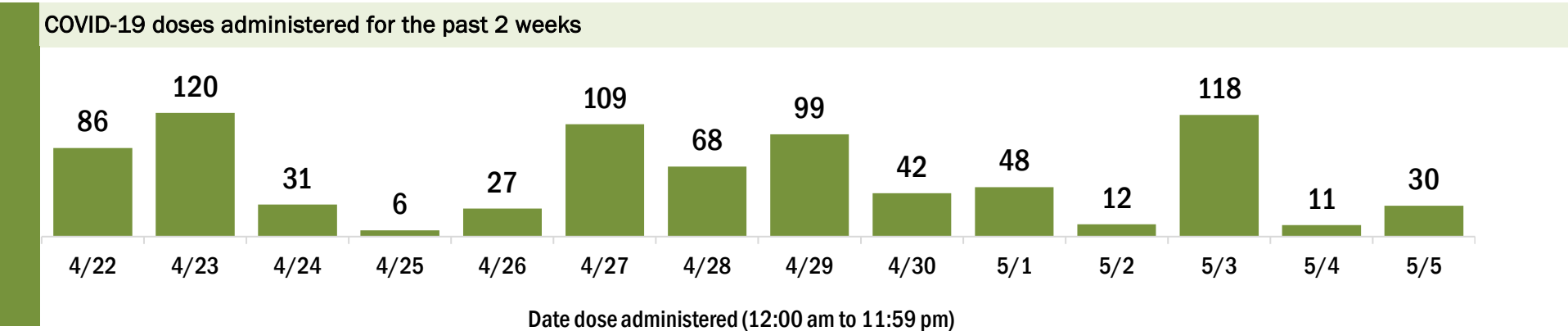
Data in this report are provisional and subject to change.

Data in this summary pertain to COVID-19 vaccines approved by the U.S. Food and Drug Administration and have been issued an Emergency Use Authorization (Janssen COVID-19 Vaccine, Moderna COVID-19 Vaccine and Pfizer-BioNTech COVID-19 Vaccine). These data summarize the number of people who have received either their first dose or have completed the series for a COVID-19 vaccine. **A person can only be counted in one category, first dose or series complete.** For persons receiving Moderna or Pfizer vaccines, once they receive their second dose, they are moved from the first dose column to the series completed column. **Because of this, the total first dose category may show a change from report to report not matching the total receiving their first dose from the previous day.** Persons receiving Johnson & Johnson vaccines will always be counted in the series completed column.

COVID-19 doses for vaccinated persons in Florida	
Doses administered	9,998
People receiving one dose of a 1-dose series (Johnson & Johnson) or receiving only one dose of a 2-dose series (Moderna, Pfizer) count once. Persons receiving both doses of a 2-dose series count twice.	

Current status of persons vaccinated for COVID-19 in Florida	
Total people vaccinated	5,989
First dose	1,827
Series completed	4,162
Completed 1-dose series	153
Completed 2-dose series	4,009
<b>First dose:</b> current number of people who have only received their first dose of the Moderna or Pfizer vaccine.	
<b>Series complete:</b> current number of people who have received both Moderna or Pfizer vaccine doses or one Johnson & Johnson dose and are considered fully immunized.	

Demographic summary	First dose	Series complete	Total people vaccinated
Age group	1,827	4,162	5,989
16-24 years	102	94	196
25-34 years	266	174	440
35-44 years	380	287	667
45-54 years	421	487	908
55-64 years	393	941	1,334
65-74 years	160	1,306	1,466
75-84 years	74	683	757
85+ years	31	190	221
Race	1,827	4,162	5,989
White	1,148	3,329	4,477
Black	514	377	891
American Indian/Alaskan	4	21	25
Other	115	226	341
Unknown	46	209	255
Other race includes Asian, native Hawaiian/Pacific Islander, or other.			
Ethnicity	1,827	4,162	5,989
Hispanic	48	91	139
Non-Hispanic	949	3,069	4,018
Unknown	830	1,002	1,832
Gender	1,827	4,162	5,989
Female	571	2,308	2,879
Male	1,255	1,853	3,108
Unknown	1	1	2



# COVID-19: Bay County vaccine summary

Vaccination data through May 5, 2021 as of May 6, 2021 at 12:18 AM

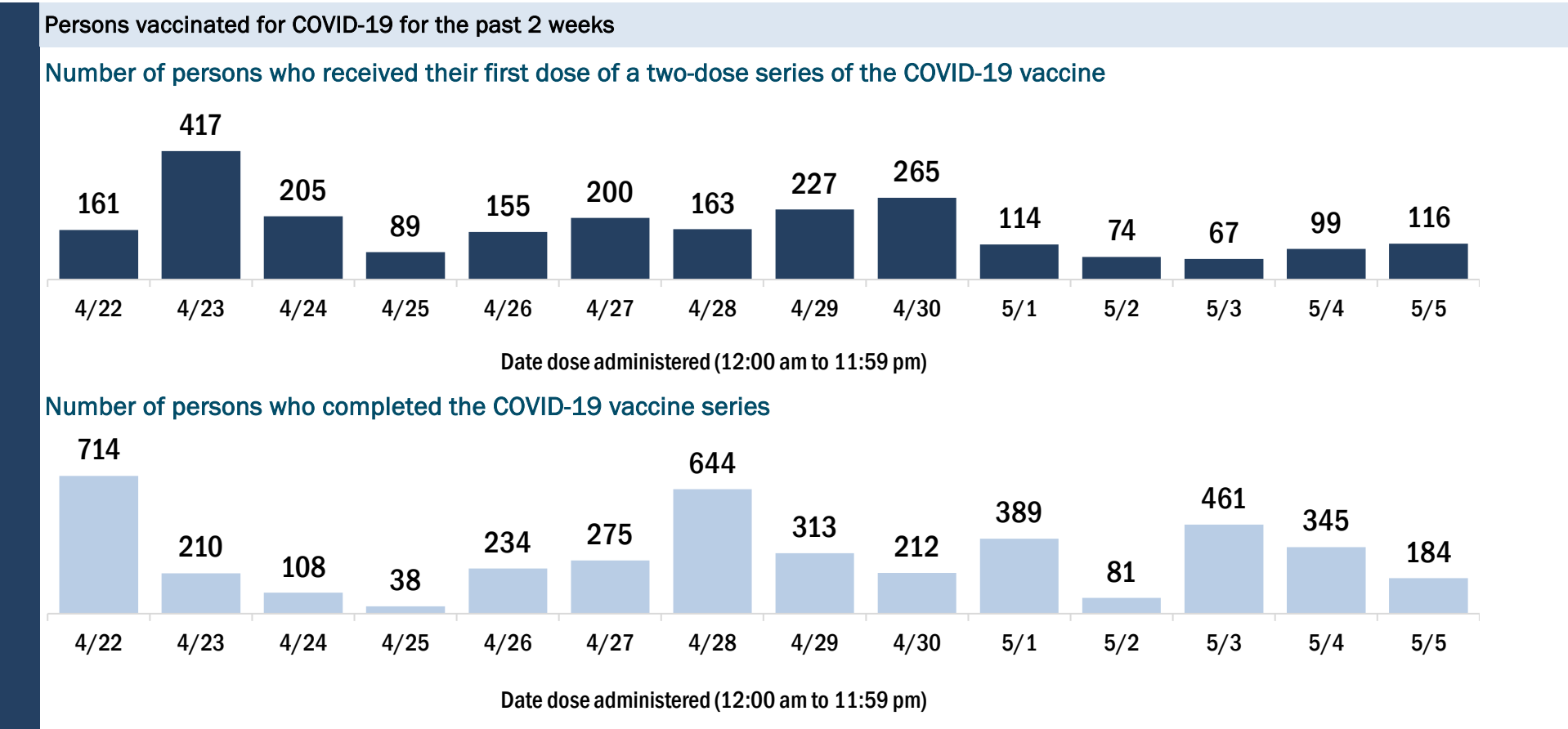
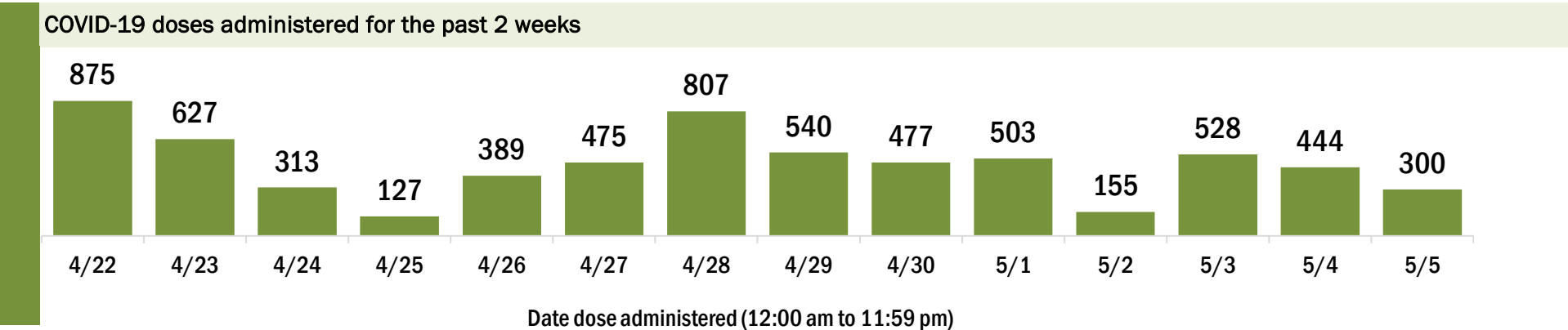
Data in this report are provisional and subject to change.

Data in this summary pertain to COVID-19 vaccines approved by the U.S. Food and Drug Administration and have been issued an Emergency Use Authorization (Janssen COVID-19 Vaccine, Moderna COVID-19 Vaccine and Pfizer-BioNTech COVID-19 Vaccine). These data summarize the number of people who have received either their first dose or have completed the series for a COVID-19 vaccine. **A person can only be counted in one category, first dose or series complete.** For persons receiving Moderna or Pfizer vaccines, once they receive their second dose, they are moved from the first dose column to the series completed column. **Because of this, the total first dose category may show a change from report to report not matching the total receiving their first dose from the previous day.** Persons receiving Johnson & Johnson vaccines will always be counted in the series completed column.

COVID-19 doses for vaccinated persons in Florida	
Doses administered	86,846
People receiving one dose of a 1-dose series (Johnson & Johnson) or receiving only one dose of a 2-dose series (Moderna, Pfizer) count once. Persons receiving both doses of a 2-dose series count twice.	

Current status of persons vaccinated for COVID-19 in Florida	
Total people vaccinated	51,963
First dose	11,779
Series completed	40,184
Completed 1-dose series	5,301
Completed 2-dose series	34,883
First dose: current number of people who have only received their first dose of the Moderna or Pfizer vaccine.	
Series complete: current number of people who have received both Moderna or Pfizer vaccine doses or one Johnson & Johnson dose and are considered fully immunized.	

Demographic summary	First dose	Series complete	Total people vaccinated
Age group	11,779	40,184	51,963
16-24 years	1,283	1,009	2,292
25-34 years	1,583	1,870	3,453
35-44 years	1,785	3,252	5,037
45-54 years	1,987	4,879	6,866
55-64 years	2,623	9,313	11,936
65-74 years	1,511	12,048	13,559
75-84 years	733	5,971	6,704
85+ years	274	1,842	2,116
Race	11,779	40,184	51,963
White	7,303	28,425	35,728
Black	876	2,560	3,436
American Indian/Alaskan	67	186	253
Other	1,473	3,136	4,609
Unknown	2,060	5,877	7,937
Other race includes Asian, native Hawaiian/Pacific Islander, or other.			
Ethnicity	11,779	40,184	51,963
Hispanic	996	1,575	2,571
Non-Hispanic	6,632	24,727	31,359
Unknown	4,151	13,882	18,033
Gender	11,779	40,184	51,963
Female	6,405	22,343	28,748
Male	5,370	17,834	23,204
Unknown	4	7	11





# COVID-19: Bradford County vaccine summary

Vaccination data through May 5, 2021 as of May 6, 2021 at 12:18 AM

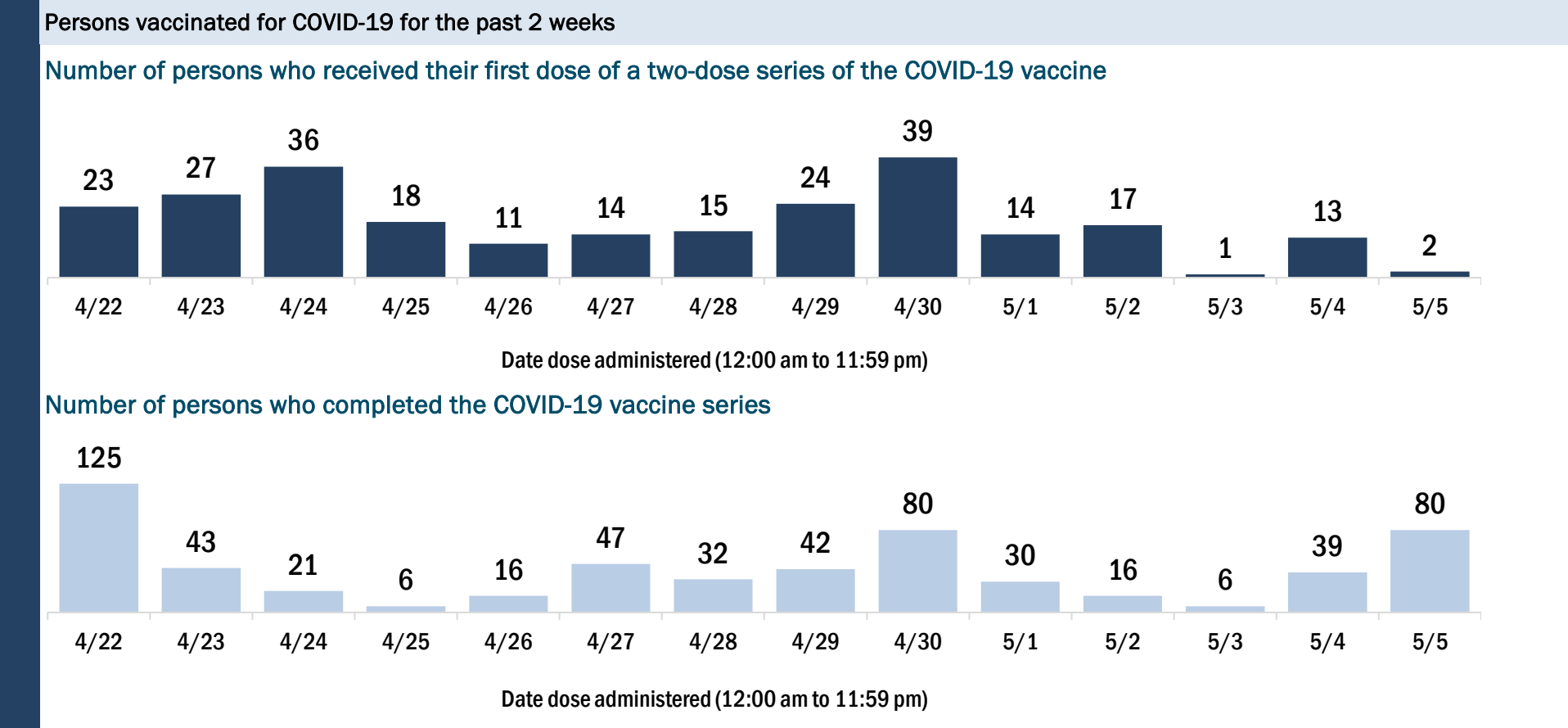
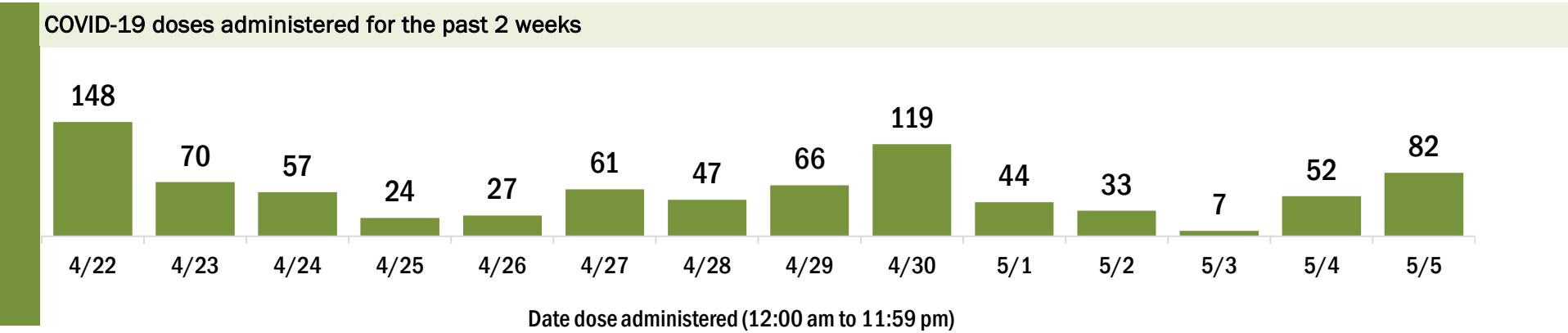
Data in this report are provisional and subject to change.

Data in this summary pertain to COVID-19 vaccines approved by the U.S. Food and Drug Administration and have been issued an Emergency Use Authorization (Janssen COVID-19 Vaccine, Moderna COVID-19 Vaccine and Pfizer-BioNTech COVID-19 Vaccine). These data summarize the number of people who have received either their first dose or have completed the series for a COVID-19 vaccine. **A person can only be counted in one category, first dose or series complete.** For persons receiving Moderna or Pfizer vaccines, once they receive their second dose, they are moved from the first dose column to the series completed column. **Because of this, the total first dose category may show a change from report to report not matching the total receiving their first dose from the previous day.** Persons receiving Johnson & Johnson vaccines will always be counted in the series completed column.

COVID-19 doses for vaccinated persons in Florida	
Doses administered	10,759
People receiving one dose of a 1-dose series (Johnson & Johnson) or receiving only one dose of a 2-dose series (Moderna, Pfizer) count once. Persons receiving both doses of a 2-dose series count twice.	

Current status of persons vaccinated for COVID-19 in Florida	
Total people vaccinated	6,695
First dose	2,278
Series completed	4,417
Completed 1-dose series	353
Completed 2-dose series	4,064
<b>First dose:</b> current number of people who have only received their first dose of the Moderna or Pfizer vaccine.	
<b>Series complete:</b> current number of people who have received both Moderna or Pfizer vaccine doses or one Johnson & Johnson dose and are considered fully immunized.	

Demographic summary	First dose	Series complete	Total people vaccinated
Age group	2,278	4,417	6,695
16-24 years	142	72	214
25-34 years	356	159	515
35-44 years	533	223	756
45-54 years	500	435	935
55-64 years	490	983	1,473
65-74 years	165	1,455	1,620
75-84 years	67	829	896
85+ years	25	261	286
Race	2,278	4,417	6,695
White	1,278	3,336	4,614
Black	767	557	1,324
American Indian/Alaskan	3	30	33
Other	162	348	510
Unknown	68	146	214
Other race includes Asian, native Hawaiian/Pacific Islander, or other.			
Ethnicity	2,278	4,417	6,695
Hispanic	146	68	214
Non-Hispanic	1,435	3,828	5,263
Unknown	697	521	1,218
Gender	2,278	4,417	6,695
Female	501	2,578	3,079
Male	1,776	1,839	3,615
Unknown	1	0	1



# COVID-19: Brevard County vaccine summary

Vaccination data through May 5, 2021 as of May 6, 2021 at 12:18 AM

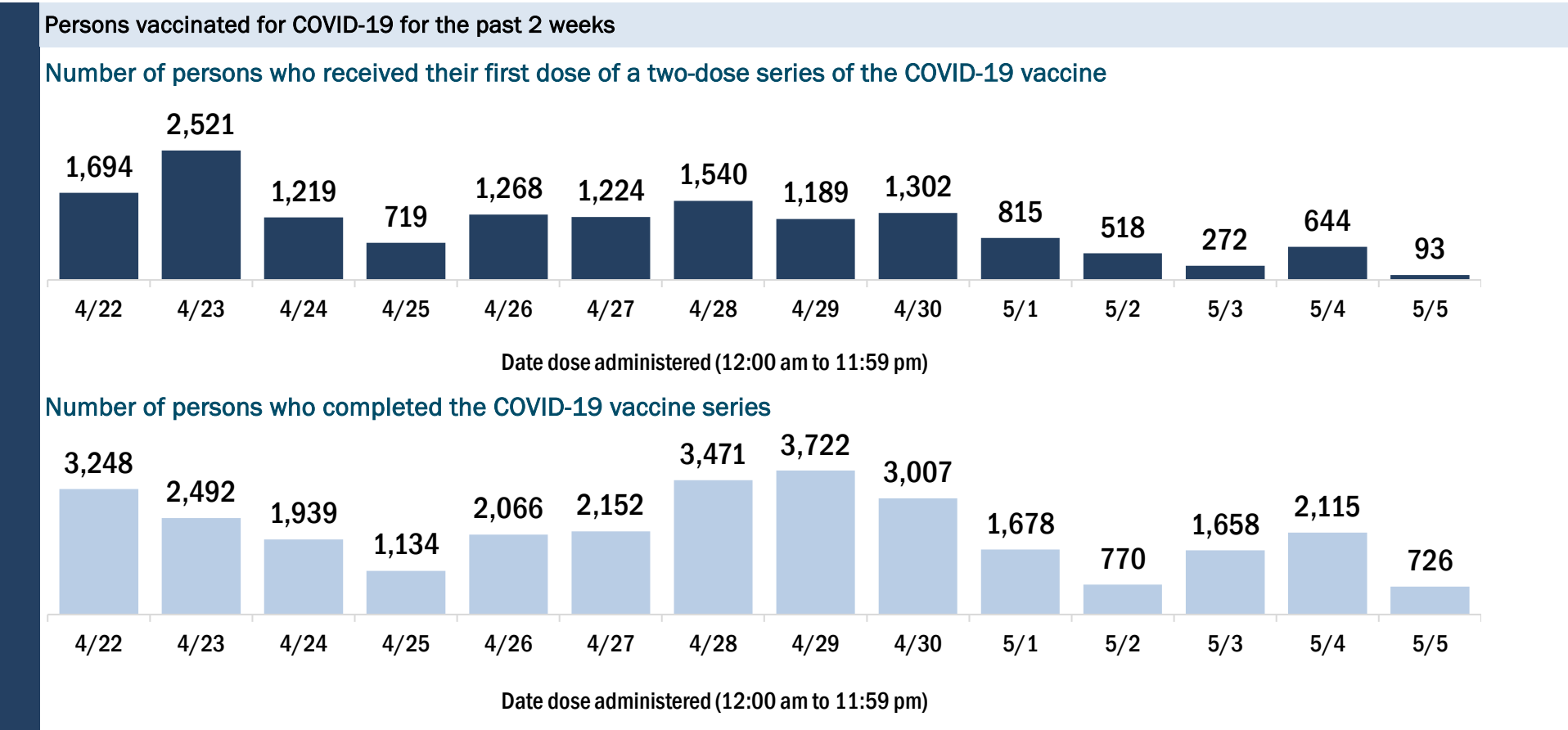
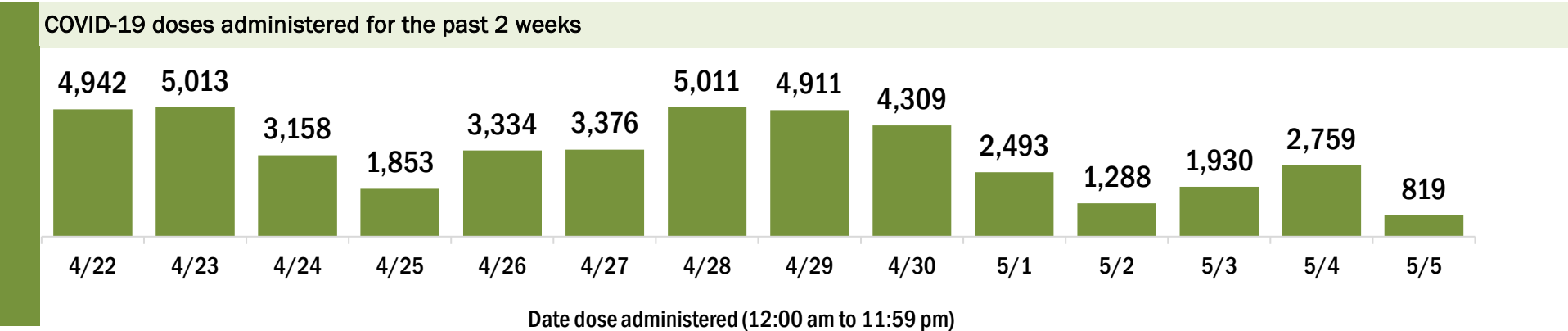
Data in this report are provisional and subject to change.

Data in this summary pertain to COVID-19 vaccines approved by the U.S. Food and Drug Administration and have been issued an Emergency Use Authorization (Janssen COVID-19 Vaccine, Moderna COVID-19 Vaccine and Pfizer-BioNTech COVID-19 Vaccine). These data summarize the number of people who have received either their first dose or have completed the series for a COVID-19 vaccine. **A person can only be counted in one category, first dose or series complete.** For persons receiving Moderna or Pfizer vaccines, once they receive their second dose, they are moved from the first dose column to the series completed column. **Because of this, the total first dose category may show a change from report to report not matching the total receiving their first dose from the previous day.** Persons receiving Johnson & Johnson vaccines will always be counted in the series completed column.

COVID-19 doses for vaccinated persons in Florida	
Doses administered	413,778
People receiving one dose of a 1-dose series (Johnson & Johnson) or receiving only one dose of a 2-dose series (Moderna, Pfizer) count once. Persons receiving both doses of a 2-dose series count twice.	

Current status of persons vaccinated for COVID-19 in Florida	
Total people vaccinated	249,238
First dose	67,148
Series completed	182,090
Completed 1-dose series	17,550
Completed 2-dose series	164,540
First dose: current number of people who have only received their first dose of the Moderna or Pfizer vaccine.	
Series complete: current number of people who have received both Moderna or Pfizer vaccine doses or one Johnson & Johnson dose and are considered fully immunized.	

Demographic summary	First dose	Series complete	Total people vaccinated
Age group	67,148	182,090	249,238
16-24 years	7,693	4,801	12,494
25-34 years	9,197	7,988	17,185
35-44 years	9,368	12,324	21,692
45-54 years	9,767	20,271	30,038
55-64 years	13,795	42,419	56,214
65-74 years	9,503	53,118	62,621
75-84 years	5,426	30,177	35,603
85+ years	2,399	10,992	13,391
Race	67,148	182,090	249,238
White	43,941	123,965	167,906
Black	4,966	9,283	14,249
American Indian/Alaskan	383	785	1,168
Other	6,647	16,220	22,867
Unknown	11,211	31,837	43,048
Other race includes Asian, native Hawaiian/Pacific Islander, or other.			
Ethnicity	67,148	182,090	249,238
Hispanic	6,104	9,074	15,178
Non-Hispanic	39,157	102,032	141,189
Unknown	21,887	70,984	92,871
Gender	67,148	182,090	249,238
Female	35,239	104,099	139,338
Male	31,737	77,778	109,515
Unknown	172	213	385



# COVID-19: Broward County vaccine summary

Vaccination data through May 5, 2021 as of May 6, 2021 at 12:18 AM

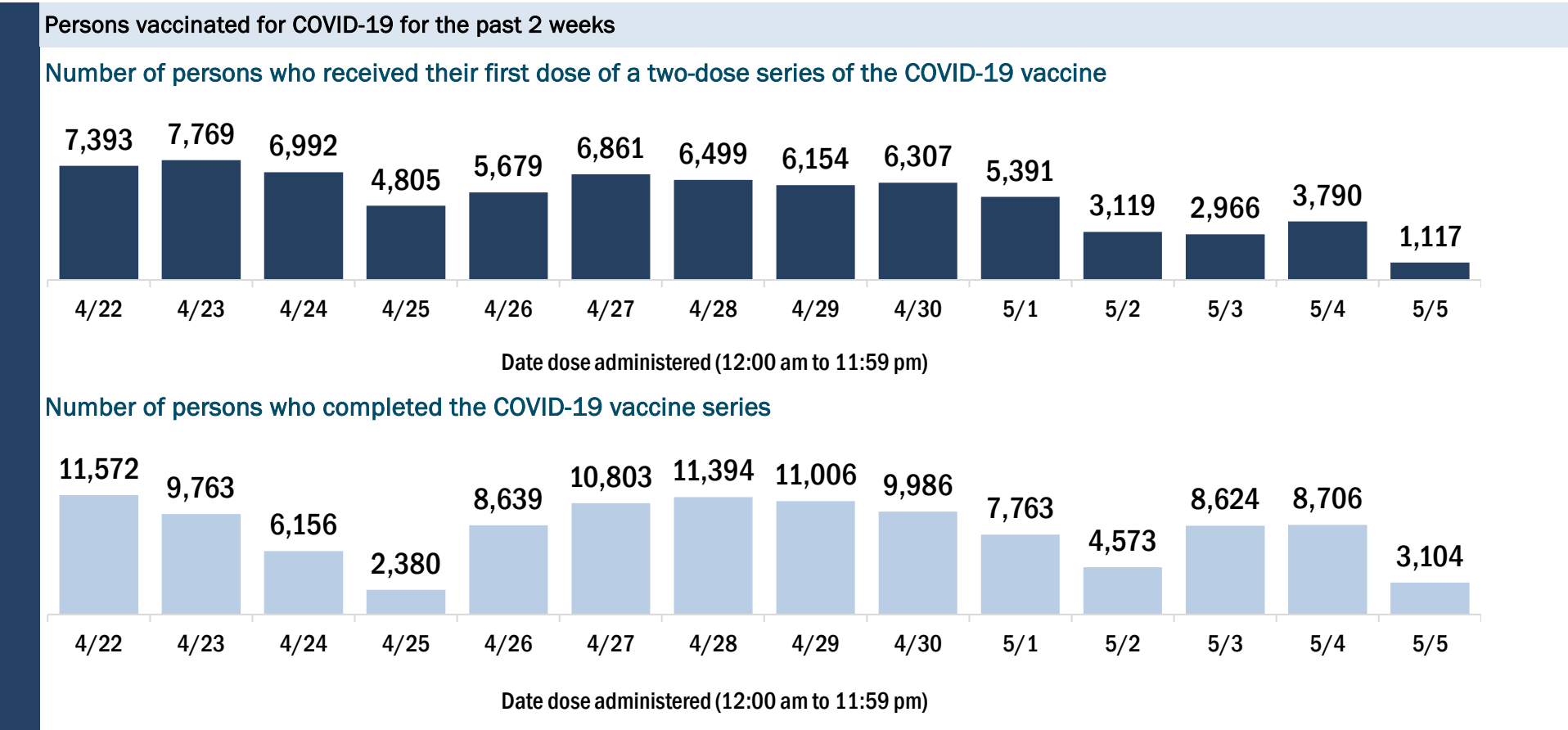
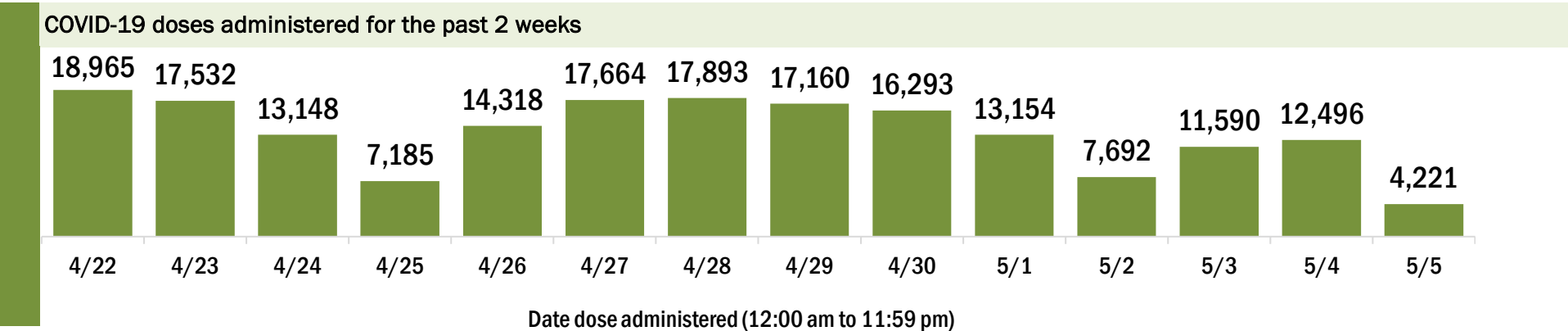
Data in this report are provisional and subject to change.

Data in this summary pertain to COVID-19 vaccines approved by the U.S. Food and Drug Administration and have been issued an Emergency Use Authorization (Janssen COVID-19 Vaccine, Moderna COVID-19 Vaccine and Pfizer-BioNTech COVID-19 Vaccine). These data summarize the number of people who have received either their first dose or have completed the series for a COVID-19 vaccine. **A person can only be counted in one category, first dose or series complete.** For persons receiving Moderna or Pfizer vaccines, once they receive their second dose, they are moved from the first dose column to the series completed column. **Because of this, the total first dose category may show a change from report to report not matching the total receiving their first dose from the previous day.** Persons receiving Johnson & Johnson vaccines will always be counted in the series completed column.

COVID-19 doses for vaccinated persons in Florida	
Doses administered	1,412,368
People receiving one dose of a 1-dose series (Johnson & Johnson) or receiving only one dose of a 2-dose series (Moderna, Pfizer) count once. Persons receiving both doses of a 2-dose series count twice.	

Current status of persons vaccinated for COVID-19 in Florida	
Total people vaccinated	851,543
First dose	242,032
Series completed	609,511
Completed 1-dose series	48,686
Completed 2-dose series	560,825
First dose: current number of people who have only received their first dose of the Moderna or Pfizer vaccine.	
Series complete: current number of people who have received both Moderna or Pfizer vaccine doses or one Johnson & Johnson dose and are considered fully immunized.	

Demographic summary	First dose	Series complete	Total people vaccinated
Age group	242,032	609,511	851,543
16-24 years	29,650	26,859	56,509
25-34 years	33,776	43,532	77,308
35-44 years	40,550	69,379	109,929
45-54 years	43,130	104,449	147,579
55-64 years	42,186	139,919	182,105
65-74 years	29,919	133,120	163,039
75-84 years	15,554	67,557	83,111
85+ years	7,267	24,696	31,963
Race	242,032	609,511	851,543
White	132,378	379,632	512,010
Black	32,367	73,886	106,253
American Indian/Alaskan	1,075	2,453	3,528
Other	30,471	71,284	101,755
Unknown	45,741	82,256	127,997
Other race includes Asian, native Hawaiian/Pacific Islander, or other.			
Ethnicity	242,032	609,511	851,543
Hispanic	69,163	137,717	206,880
Non-Hispanic	91,619	301,179	392,798
Unknown	81,250	170,615	251,865
Gender	242,032	609,511	851,543
Female	126,101	332,165	458,266
Male	115,115	276,255	391,370
Unknown	816	1,091	1,907



# COVID-19: Calhoun County vaccine summary

Vaccination data through May 5, 2021 as of May 6, 2021 at 12:18 AM

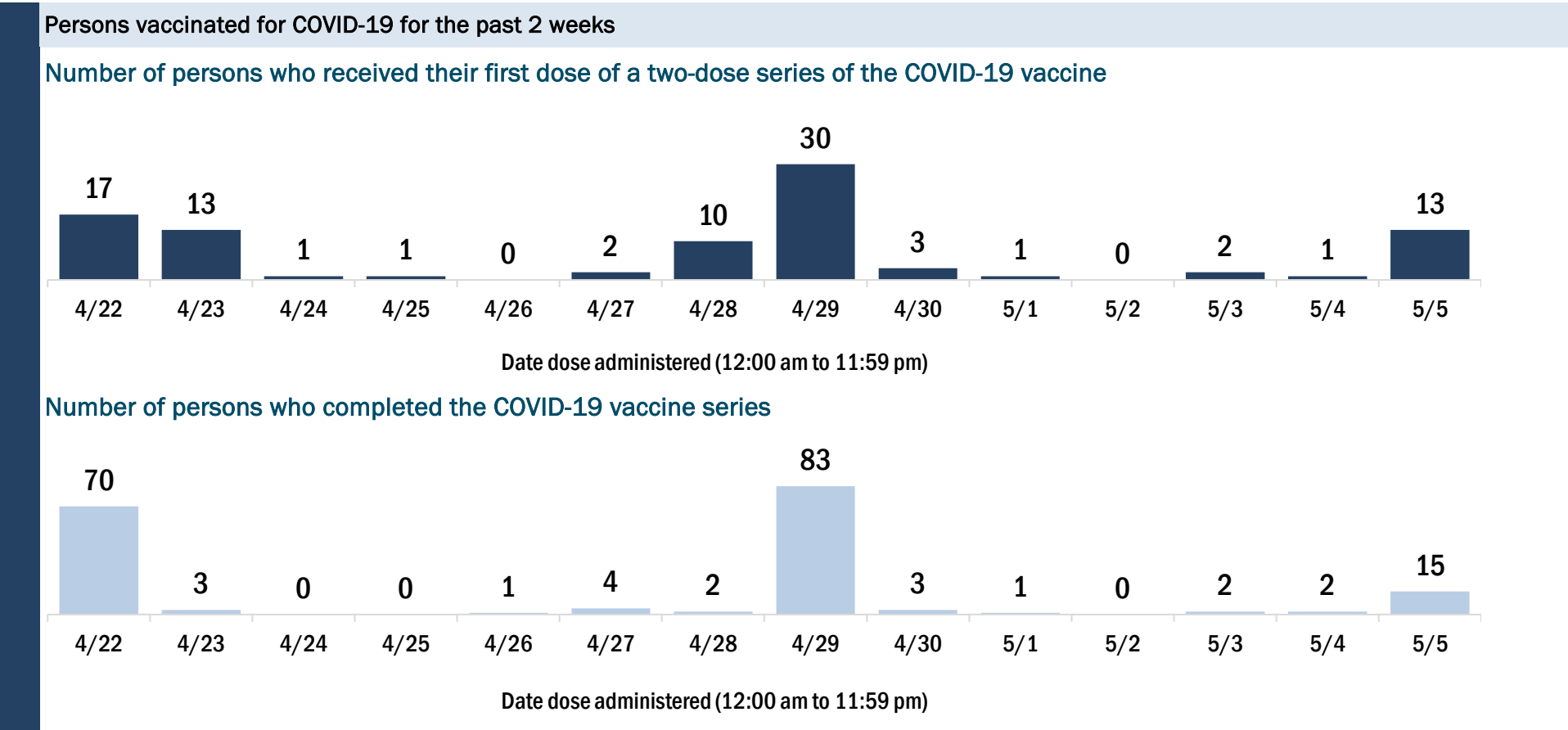
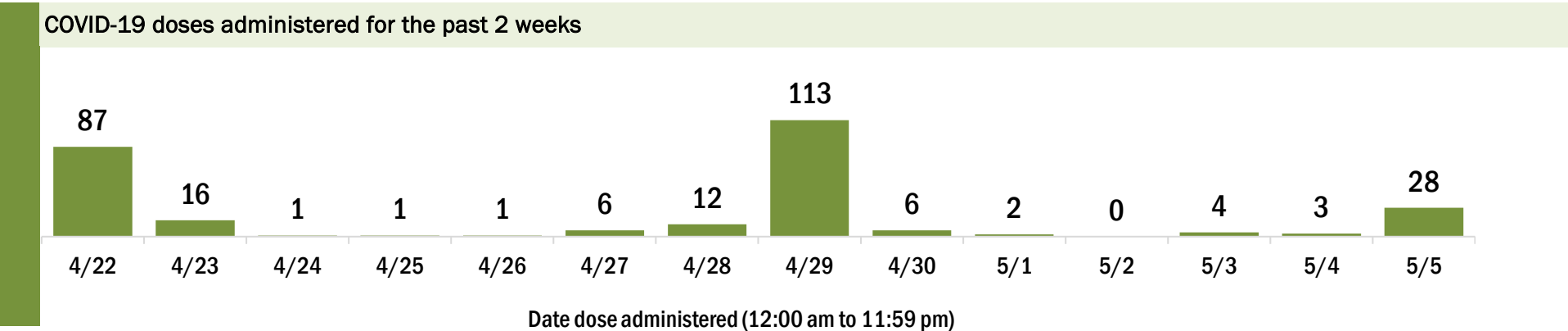
Data in this report are provisional and subject to change.

Data in this summary pertain to COVID-19 vaccines approved by the U.S. Food and Drug Administration and have been issued an Emergency Use Authorization (Janssen COVID-19 Vaccine, Moderna COVID-19 Vaccine and Pfizer-BioNTech COVID-19 Vaccine). These data summarize the number of people who have received either their first dose or have completed the series for a COVID-19 vaccine. **A person can only be counted in one category, first dose or series complete.** For persons receiving Moderna or Pfizer vaccines, once they receive their second dose, they are moved from the first dose column to the series completed column. **Because of this, the total first dose category may show a change from report to report not matching the total receiving their first dose from the previous day.** Persons receiving Johnson & Johnson vaccines will always be counted in the series completed column.

COVID-19 doses for vaccinated persons in Florida	
Doses administered	5,347
People receiving one dose of a 1-dose series (Johnson & Johnson) or receiving only one dose of a 2-dose series (Moderna, Pfizer) count once. Persons receiving both doses of a 2-dose series count twice.	

Current status of persons vaccinated for COVID-19 in Florida	
Total people vaccinated	3,170
First dose	823
Series completed	2,347
Completed 1-dose series	170
Completed 2-dose series	2,177
First dose: current number of people who have only received their first dose of the Moderna or Pfizer vaccine.	
Series complete: current number of people who have received both Moderna or Pfizer vaccine doses or one Johnson & Johnson dose and are considered fully immunized.	

Demographic summary	First dose	Series complete	Total people vaccinated
Age group	823	2,347	3,170
16-24 years	51	27	78
25-34 years	102	63	165
35-44 years	163	123	286
45-54 years	182	228	410
55-64 years	165	459	624
65-74 years	89	801	890
75-84 years	50	466	516
85+ years	21	180	201
Race	823	2,347	3,170
White	505	1,653	2,158
Black	197	153	350
American Indian/Alaskan	4	15	19
Other	68	324	392
Unknown	49	202	251
Other race includes Asian, native Hawaiian/Pacific Islander, or other.			
Ethnicity	823	2,347	3,170
Hispanic	12	44	56
Non-Hispanic	218	1,309	1,527
Unknown	593	994	1,587
Gender	823	2,347	3,170
Female	214	1,310	1,524
Male	609	1,036	1,645
Unknown	0	1	1





# COVID-19: Charlotte County vaccine summary

Vaccination data through May 5, 2021 as of May 6, 2021 at 12:18 AM

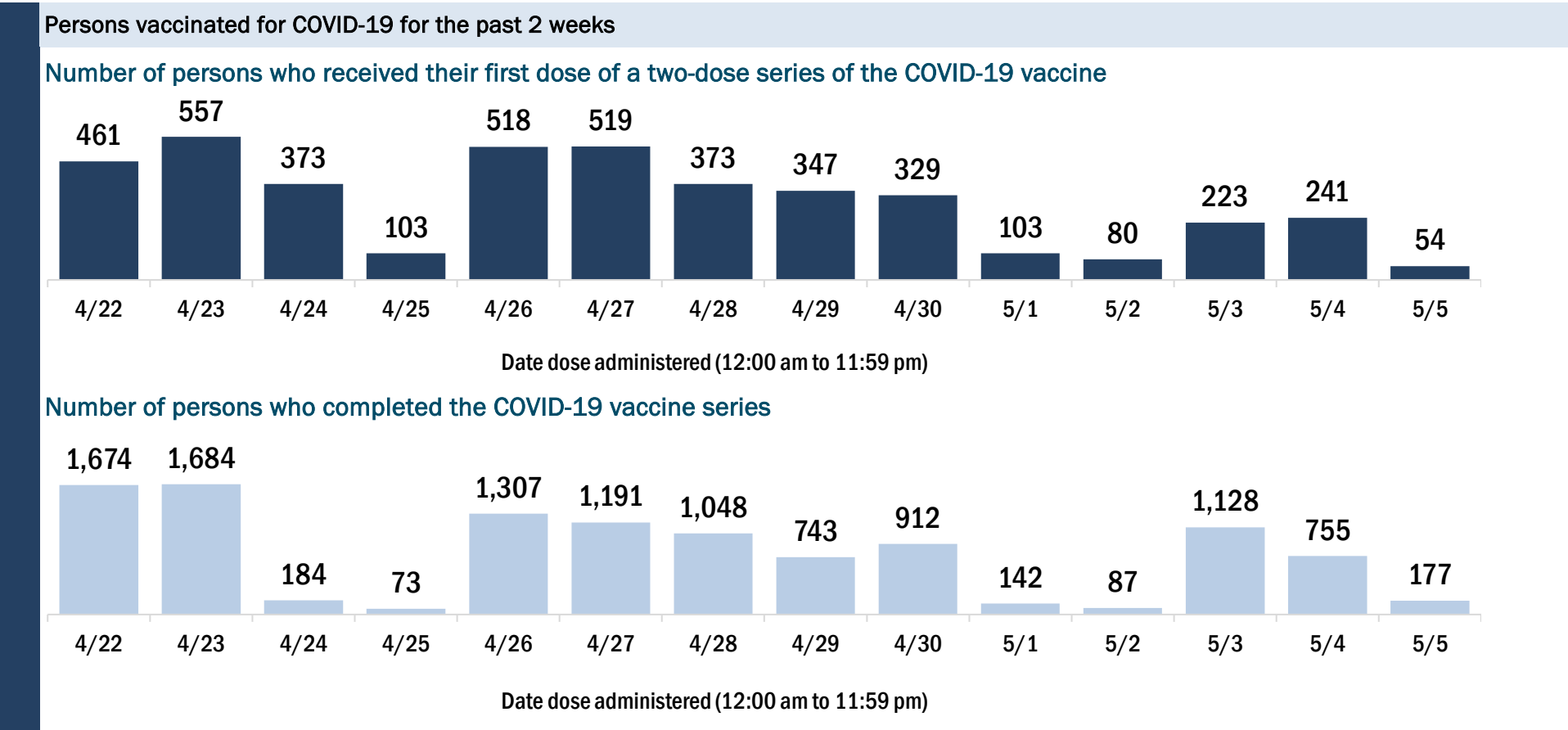
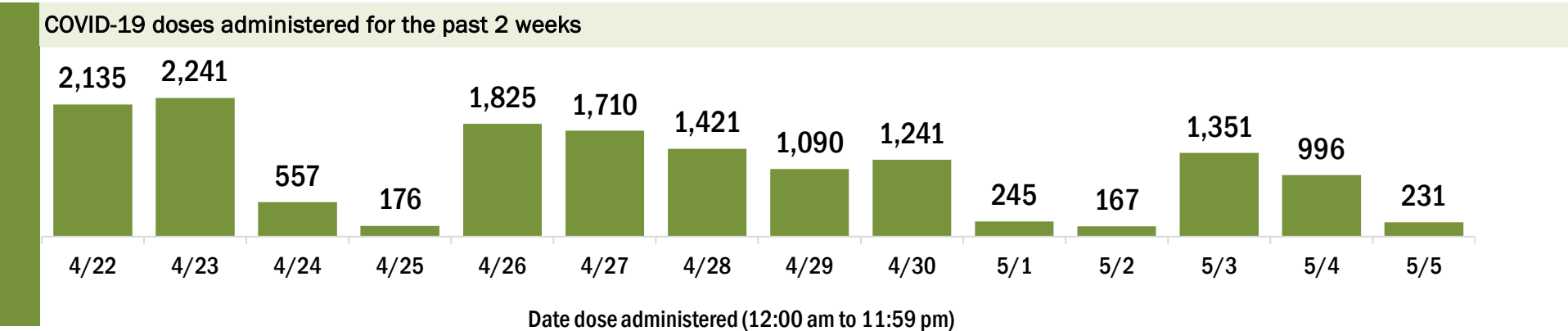
Data in this report are provisional and subject to change.

Data in this summary pertain to COVID-19 vaccines approved by the U.S. Food and Drug Administration and have been issued an Emergency Use Authorization (Janssen COVID-19 Vaccine, Moderna COVID-19 Vaccine and Pfizer-BioNTech COVID-19 Vaccine). These data summarize the number of people who have received either their first dose or have completed the series for a COVID-19 vaccine. **A person can only be counted in one category, first dose or series complete.** For persons receiving Moderna or Pfizer vaccines, once they receive their second dose, they are moved from the first dose column to the series completed column. **Because of this, the total first dose category may show a change from report to report not matching the total receiving their first dose from the previous day.** Persons receiving Johnson & Johnson vaccines will always be counted in the series completed column.

COVID-19 doses for vaccinated persons in Florida	
Doses administered	177,680
People receiving one dose of a 1-dose series (Johnson & Johnson) or receiving only one dose of a 2-dose series (Moderna, Pfizer) count once. Persons receiving both doses of a 2-dose series count twice.	

Current status of persons vaccinated for COVID-19 in Florida	
Total people vaccinated	104,981
First dose	26,577
Series completed	78,404
Completed 1-dose series	5,705
Completed 2-dose series	72,699
First dose: current number of people who have only received their first dose of the Moderna or Pfizer vaccine.	
Series complete: current number of people who have received both Moderna or Pfizer vaccine doses or one Johnson & Johnson dose and are considered fully immunized.	

Demographic summary	First dose	Series complete	Total people vaccinated
Age group	26,577	78,404	104,981
16-24 years	1,336	707	2,043
25-34 years	1,405	1,315	2,720
35-44 years	1,803	2,106	3,909
45-54 years	2,734	4,889	7,623
55-64 years	6,028	14,820	20,848
65-74 years	7,111	30,784	37,895
75-84 years	4,603	18,471	23,074
85+ years	1,557	5,312	6,869
Race	26,577	78,404	104,981
White	19,827	60,251	80,078
Black	932	1,433	2,365
American Indian/Alaskan	151	315	466
Other	1,925	5,042	6,967
Unknown	3,742	11,363	15,105
Other race includes Asian, native Hawaiian/Pacific Islander, or other.			
Ethnicity	26,577	78,404	104,981
Hispanic	1,275	2,008	3,283
Non-Hispanic	15,508	48,046	63,554
Unknown	9,794	28,350	38,144
Gender	26,577	78,404	104,981
Female	13,769	43,634	57,403
Male	12,775	34,743	47,518
Unknown	33	27	60



# COVID-19: Citrus County vaccine summary

Vaccination data through May 5, 2021 as of May 6, 2021 at 12:18 AM

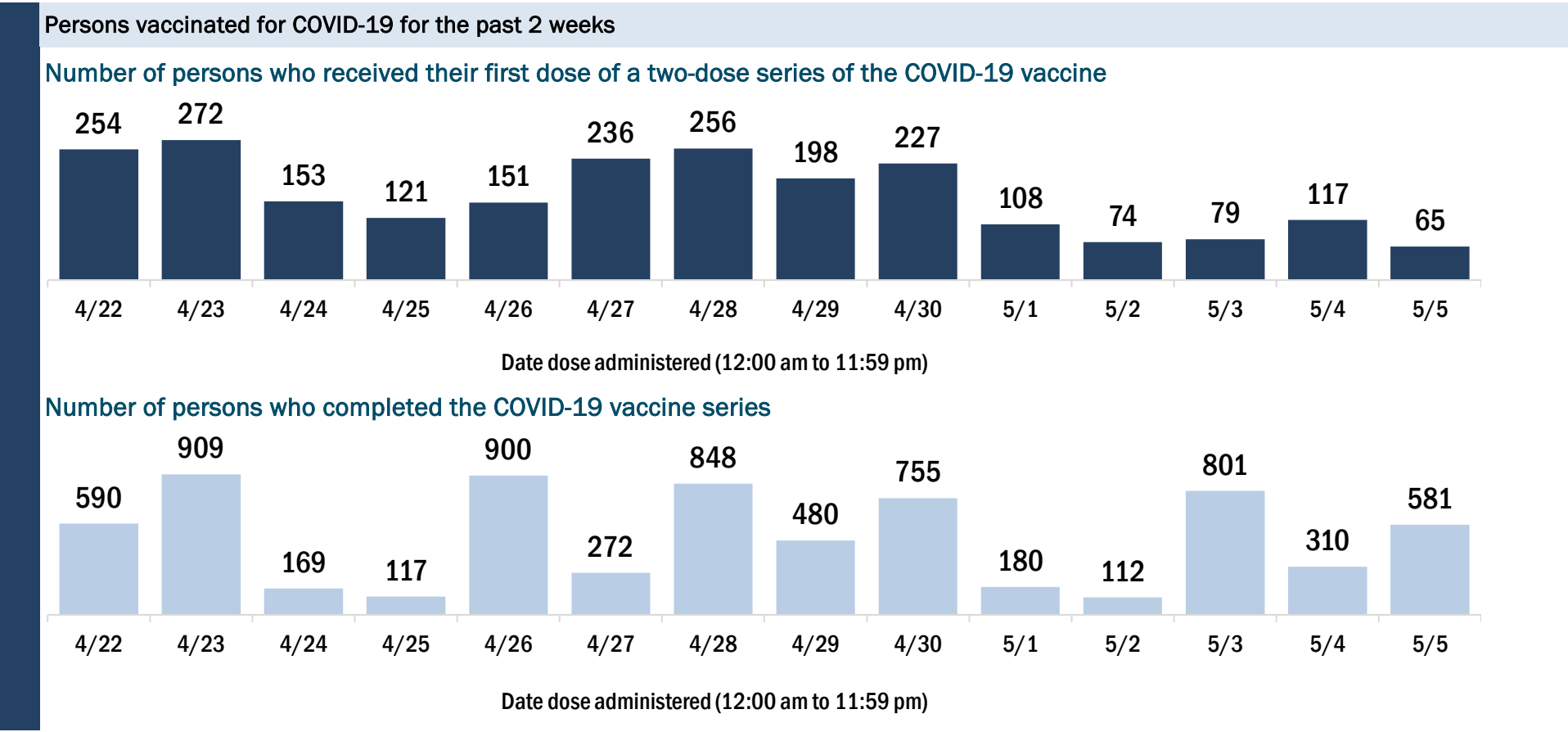
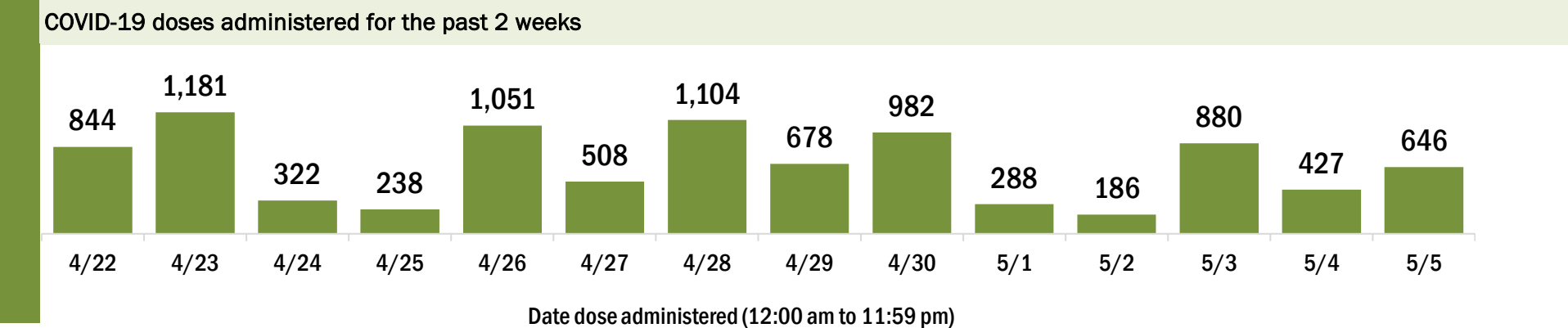
Data in this report are provisional and subject to change.

Data in this summary pertain to COVID-19 vaccines approved by the U.S. Food and Drug Administration and have been issued an Emergency Use Authorization (Janssen COVID-19 Vaccine, Moderna COVID-19 Vaccine and Pfizer-BioNTech COVID-19 Vaccine). These data summarize the number of people who have received either their first dose or have completed the series for a COVID-19 vaccine. **A person can only be counted in one category, first dose or series complete.** For persons receiving Moderna or Pfizer vaccines, once they receive their second dose, they are moved from the first dose column to the series completed column. **Because of this, the total first dose category may show a change from report to report not matching the total receiving their first dose from the previous day.** Persons receiving Johnson & Johnson vaccines will always be counted in the series completed column.

COVID-19 doses for vaccinated persons in Florida	
Doses administered	108,094
People receiving one dose of a 1-dose series (Johnson & Johnson) or receiving only one dose of a 2-dose series (Moderna, Pfizer) count once. Persons receiving both doses of a 2-dose series count twice.	

Current status of persons vaccinated for COVID-19 in Florida	
Total people vaccinated	60,834
First dose	11,834
Series completed	49,000
Completed 1-dose series	1,740
Completed 2-dose series	47,260
<b>First dose:</b> current number of people who have only received their first dose of the Moderna or Pfizer vaccine.	
<b>Series complete:</b> current number of people who have received both Moderna or Pfizer vaccine doses or one Johnson & Johnson dose and are considered fully immunized.	

Demographic summary	First dose	Series complete	Total people vaccinated
Age group	11,834	49,000	60,834
16-24 years	827	515	1,342
25-34 years	875	890	1,765
35-44 years	1,007	1,406	2,413
45-54 years	1,442	3,104	4,546
55-64 years	2,549	8,630	11,179
65-74 years	2,775	18,497	21,272
75-84 years	1,773	12,351	14,124
85+ years	586	3,607	4,193
Race	11,834	49,000	60,834
White	8,939	37,085	46,024
Black	258	715	973
American Indian/Alaskan	64	268	332
Other	847	3,194	4,041
Unknown	1,726	7,738	9,464
Other race includes Asian, native Hawaiian/Pacific Islander, or other.			
Ethnicity	11,834	49,000	60,834
Hispanic	627	1,466	2,093
Non-Hispanic	7,374	29,306	36,680
Unknown	3,833	18,228	22,061
Gender	11,834	49,000	60,834
Female	6,480	27,877	34,357
Male	5,330	21,110	26,440
Unknown	24	13	37



# COVID-19: Clay County vaccine summary

Vaccination data through May 5, 2021 as of May 6, 2021 at 12:18 AM

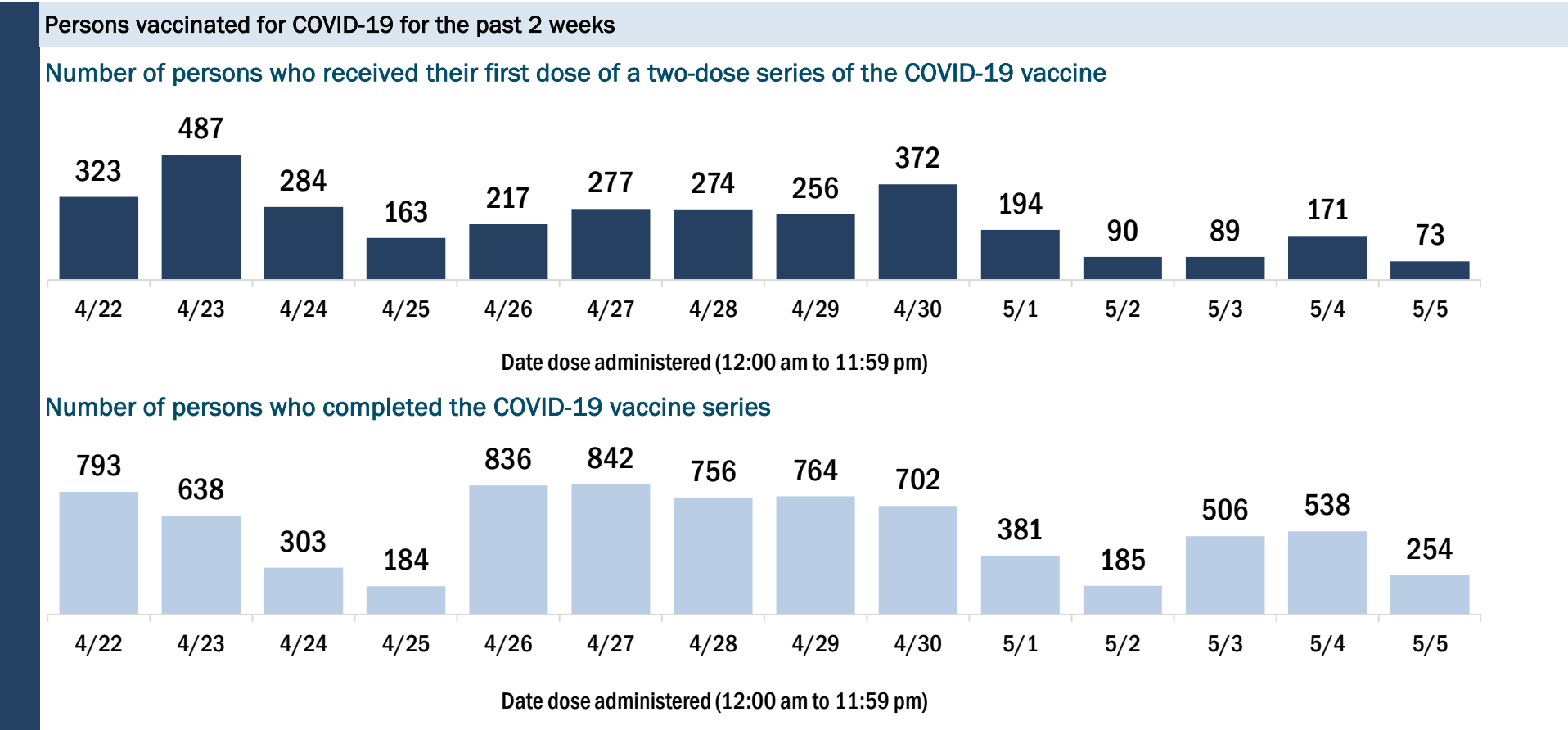
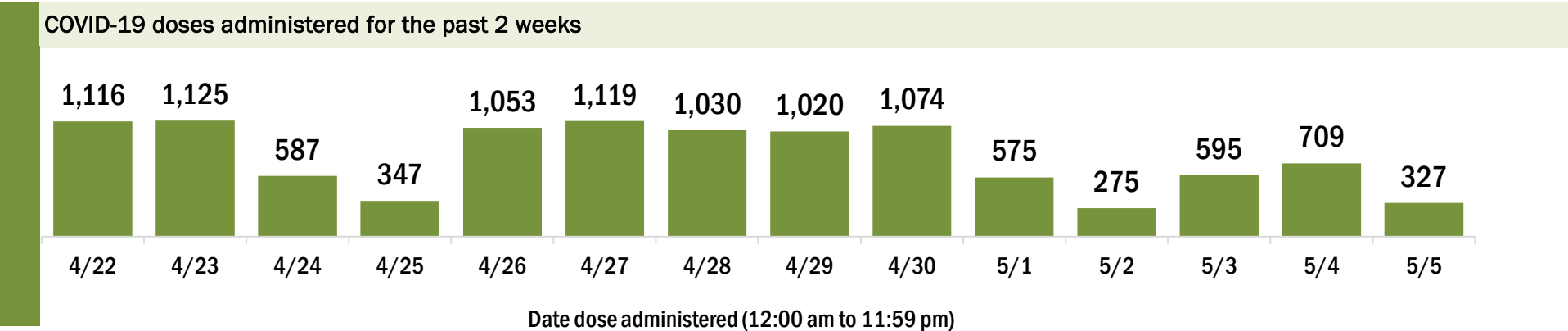
Data in this report are provisional and subject to change.

Data in this summary pertain to COVID-19 vaccines approved by the U.S. Food and Drug Administration and have been issued an Emergency Use Authorization (Janssen COVID-19 Vaccine, Moderna COVID-19 Vaccine and Pfizer-BioNTech COVID-19 Vaccine). These data summarize the number of people who have received either their first dose or have completed the series for a COVID-19 vaccine. **A person can only be counted in one category, first dose or series complete.** For persons receiving Moderna or Pfizer vaccines, once they receive their second dose, they are moved from the first dose column to the series completed column. **Because of this, the total first dose category may show a change from report to report not matching the total receiving their first dose from the previous day.** Persons receiving Johnson & Johnson vaccines will always be counted in the series completed column.

COVID-19 doses for vaccinated persons in Florida	
Doses administered	112,281
People receiving one dose of a 1-dose series (Johnson & Johnson) or receiving only one dose of a 2-dose series (Moderna, Pfizer) count once. Persons receiving both doses of a 2-dose series count twice.	

Current status of persons vaccinated for COVID-19 in Florida	
Total people vaccinated	64,195
First dose	12,758
Series completed	51,437
Completed 1-dose series	3,351
Completed 2-dose series	48,086
First dose: current number of people who have only received their first dose of the Moderna or Pfizer vaccine.	
Series complete: current number of people who have received both Moderna or Pfizer vaccine doses or one Johnson & Johnson dose and are considered fully immunized.	

Demographic summary	First dose	Series complete	Total people vaccinated
Age group	12,758	51,437	64,195
16-24 years	1,824	2,123	3,947
25-34 years	1,694	2,725	4,419
35-44 years	2,089	4,719	6,808
45-54 years	2,183	7,375	9,558
55-64 years	2,488	11,371	13,859
65-74 years	1,320	14,057	15,377
75-84 years	813	6,989	7,802
85+ years	347	2,078	2,425
Race	12,758	51,437	64,195
White	7,206	36,610	43,816
Black	1,154	3,588	4,742
American Indian/Alaskan	55	241	296
Other	1,747	4,997	6,744
Unknown	2,596	6,001	8,597
Other race includes Asian, native Hawaiian/Pacific Islander, or other.			
Ethnicity	12,758	51,437	64,195
Hispanic	1,094	2,699	3,793
Non-Hispanic	6,957	37,274	44,231
Unknown	4,707	11,464	16,171
Gender	12,758	51,437	64,195
Female	6,908	29,514	36,422
Male	5,683	21,918	27,601
Unknown	167	5	172



# COVID-19: Collier County vaccine summary

Vaccination data through May 5, 2021 as of May 6, 2021 at 12:18 AM

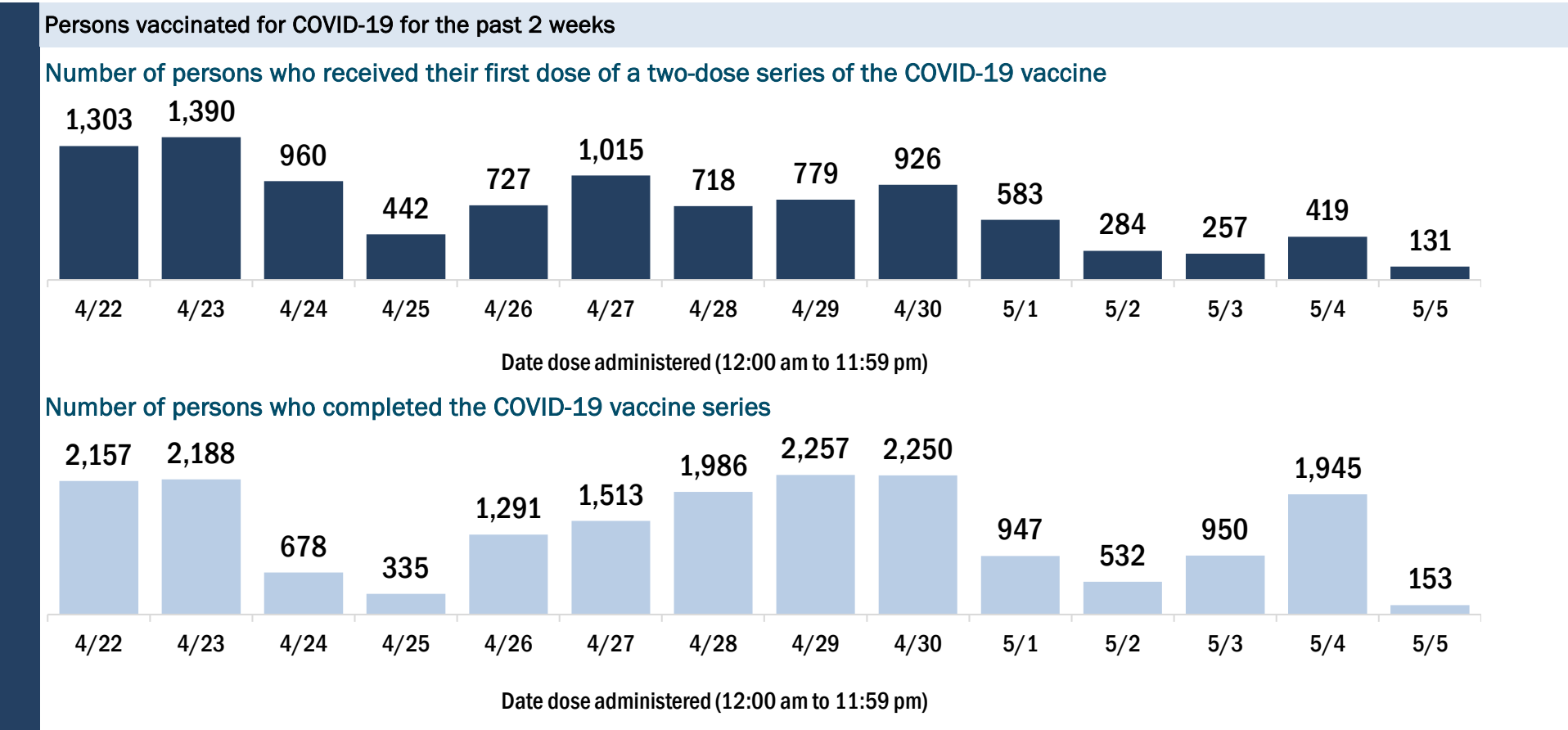
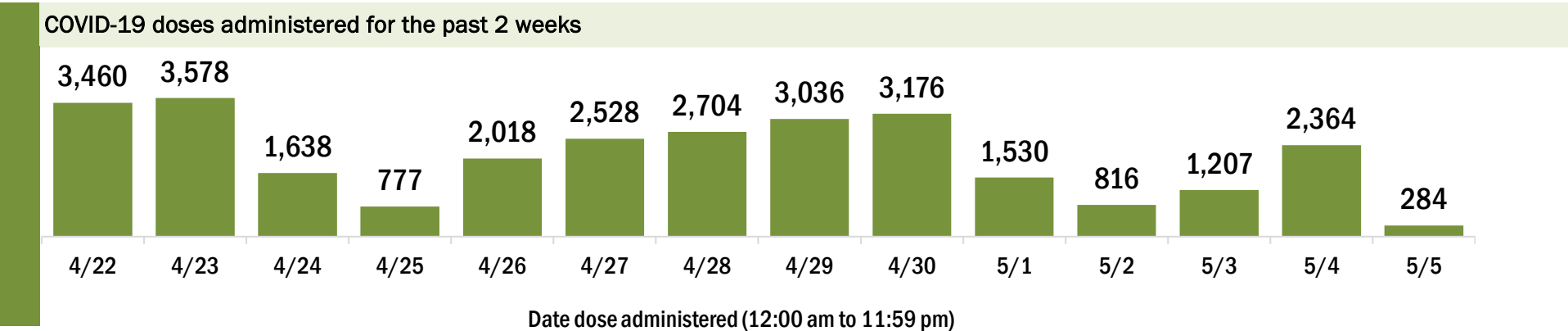
Data in this report are provisional and subject to change.

Data in this summary pertain to COVID-19 vaccines approved by the U.S. Food and Drug Administration and have been issued an Emergency Use Authorization (Janssen COVID-19 Vaccine, Moderna COVID-19 Vaccine and Pfizer-BioNTech COVID-19 Vaccine). These data summarize the number of people who have received either their first dose or have completed the series for a COVID-19 vaccine. **A person can only be counted in one category, first dose or series complete.** For persons receiving Moderna or Pfizer vaccines, once they receive their second dose, they are moved from the first dose column to the series completed column. **Because of this, the total first dose category may show a change from report to report not matching the total receiving their first dose from the previous day.** Persons receiving Johnson & Johnson vaccines will always be counted in the series completed column.

COVID-19 doses for vaccinated persons in Florida	
Doses administered	324,522
People receiving one dose of a 1-dose series (Johnson & Johnson) or receiving only one dose of a 2-dose series (Moderna, Pfizer) count once. Persons receiving both doses of a 2-dose series count twice.	

Current status of persons vaccinated for COVID-19 in Florida	
Total people vaccinated	192,597
First dose	47,720
Series completed	144,877
Completed 1-dose series	12,952
Completed 2-dose series	131,925
<b>First dose:</b> current number of people who have only received their first dose of the Moderna or Pfizer vaccine.	
<b>Series complete:</b> current number of people who have received both Moderna or Pfizer vaccine doses or one Johnson & Johnson dose and are considered fully immunized.	

Demographic summary	First dose	Series complete	Total people vaccinated
Age group	47,720	144,877	192,597
16-24 years	4,187	2,387	6,574
25-34 years	4,798	4,126	8,924
35-44 years	6,036	6,254	12,290
45-54 years	7,389	11,416	18,805
55-64 years	9,643	25,650	35,293
65-74 years	8,271	50,254	58,525
75-84 years	5,371	34,697	40,068
85+ years	2,025	10,093	12,118
Race	47,720	144,877	192,597
White	31,431	95,690	127,121
Black	1,251	1,834	3,085
American Indian/Alaskan	189	437	626
Other	5,222	11,176	16,398
Unknown	9,627	35,740	45,367
Other race includes Asian, native Hawaiian/Pacific Islander, or other.			
Ethnicity	47,720	144,877	192,597
Hispanic	9,470	10,049	19,519
Non-Hispanic	19,698	66,806	86,504
Unknown	18,552	68,022	86,574
Gender	47,720	144,877	192,597
Female	24,865	79,464	104,329
Male	22,595	65,136	87,731
Unknown	260	277	537





# COVID-19: Columbia County vaccine summary

Vaccination data through May 5, 2021 as of May 6, 2021 at 12:18 AM

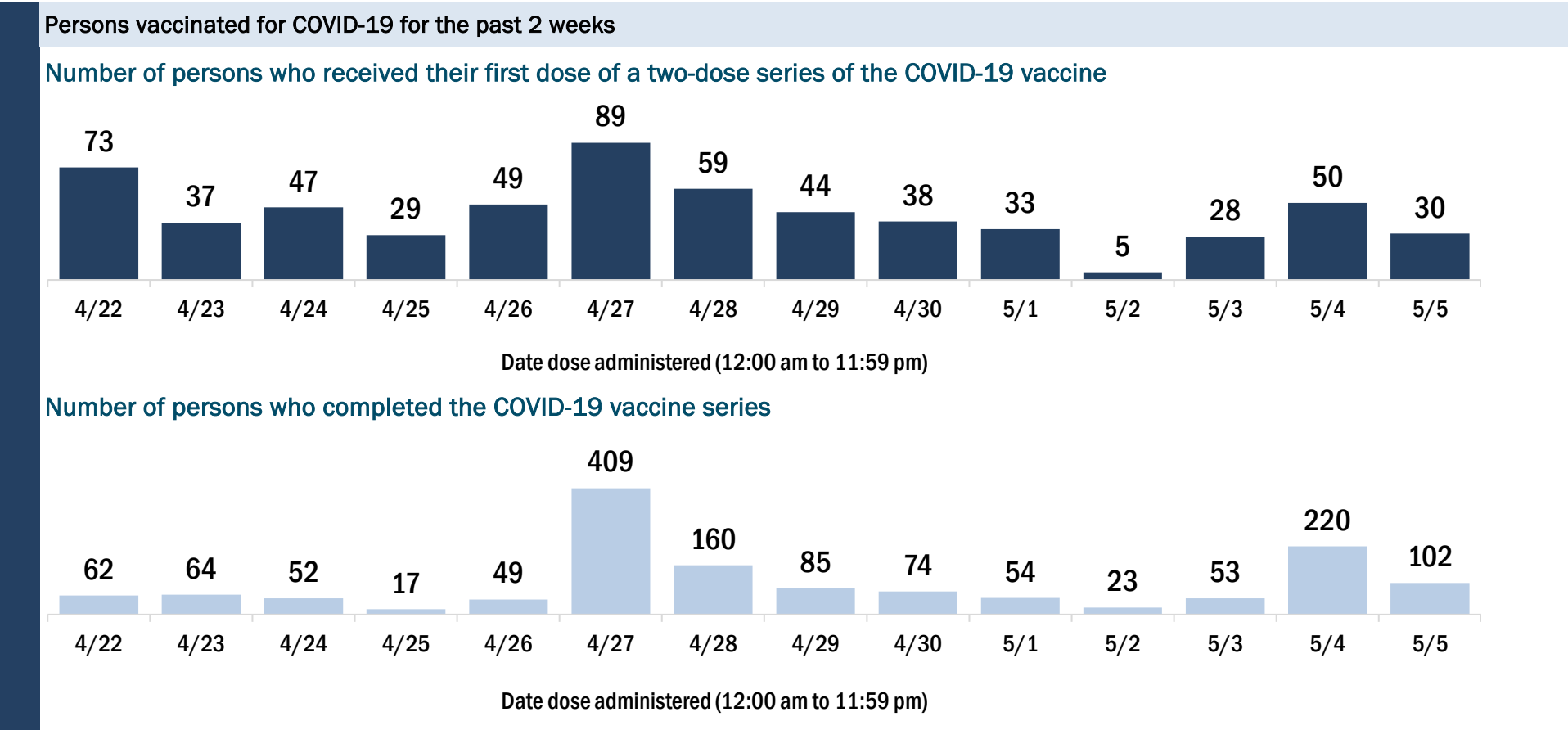
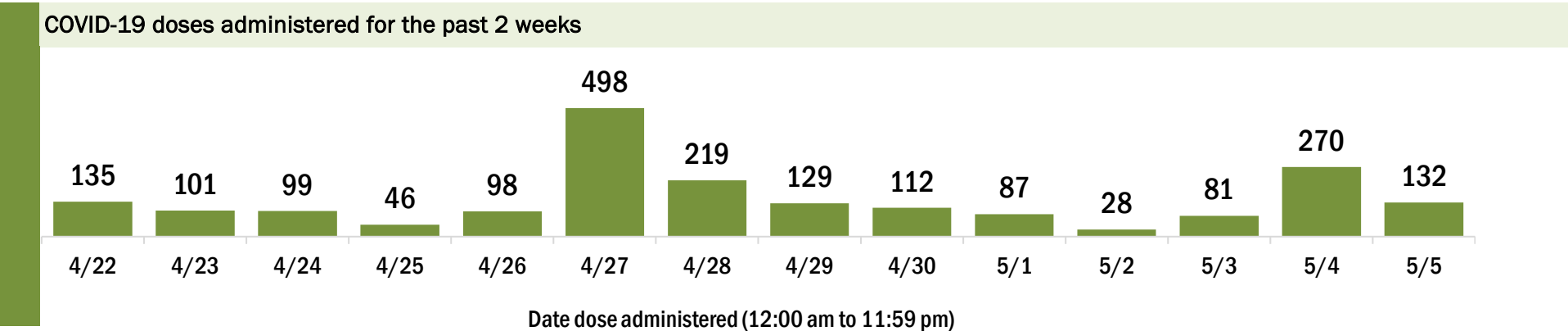
Data in this report are provisional and subject to change.

Data in this summary pertain to COVID-19 vaccines approved by the U.S. Food and Drug Administration and have been issued an Emergency Use Authorization (Janssen COVID-19 Vaccine, Moderna COVID-19 Vaccine and Pfizer-BioNTech COVID-19 Vaccine). These data summarize the number of people who have received either their first dose or have completed the series for a COVID-19 vaccine. **A person can only be counted in one category, first dose or series complete.** For persons receiving Moderna or Pfizer vaccines, once they receive their second dose, they are moved from the first dose column to the series completed column. **Because of this, the total first dose category may show a change from report to report not matching the total receiving their first dose from the previous day.** Persons receiving Johnson & Johnson vaccines will always be counted in the series completed column.

COVID-19 doses for vaccinated persons in Florida	
Doses administered	27,645
People receiving one dose of a 1-dose series (Johnson & Johnson) or receiving only one dose of a 2-dose series (Moderna, Pfizer) count once. Persons receiving both doses of a 2-dose series count twice.	

Current status of persons vaccinated for COVID-19 in Florida	
Total people vaccinated	16,221
First dose	3,145
Series completed	13,076
Completed 1-dose series	1,652
Completed 2-dose series	11,424
First dose: current number of people who have only received their first dose of the Moderna or Pfizer vaccine.	
Series complete: current number of people who have received both Moderna or Pfizer vaccine doses or one Johnson & Johnson dose and are considered fully immunized.	

Demographic summary	First dose	Series complete	Total people vaccinated
Age group	3,145	13,076	16,221
16-24 years	376	362	738
25-34 years	385	511	896
35-44 years	446	824	1,270
45-54 years	555	1,421	1,976
55-64 years	712	2,694	3,406
65-74 years	397	4,186	4,583
75-84 years	203	2,388	2,591
85+ years	71	690	761
Race	3,145	13,076	16,221
White	1,887	9,420	11,307
Black	544	1,447	1,991
American Indian/Alaskan	13	66	79
Other	319	880	1,199
Unknown	382	1,263	1,645
Other race includes Asian, native Hawaiian/Pacific Islander, or other.			
Ethnicity	3,145	13,076	16,221
Hispanic	219	433	652
Non-Hispanic	1,736	9,549	11,285
Unknown	1,190	3,094	4,284
Gender	3,145	13,076	16,221
Female	1,263	7,559	8,822
Male	1,873	5,517	7,390
Unknown	9	0	9



# COVID-19: Dade County vaccine summary

Vaccination data through May 5, 2021 as of May 6, 2021 at 12:18 AM

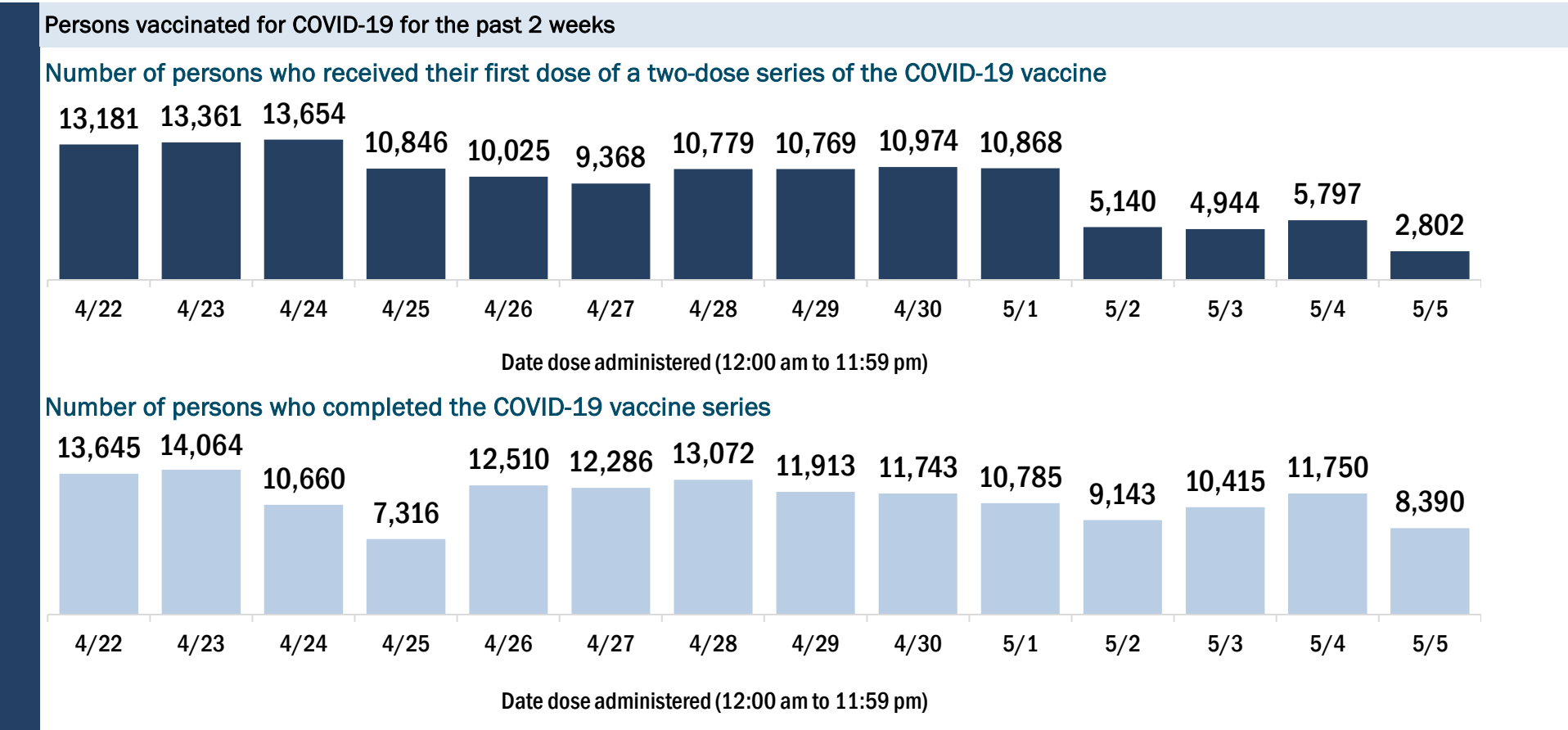
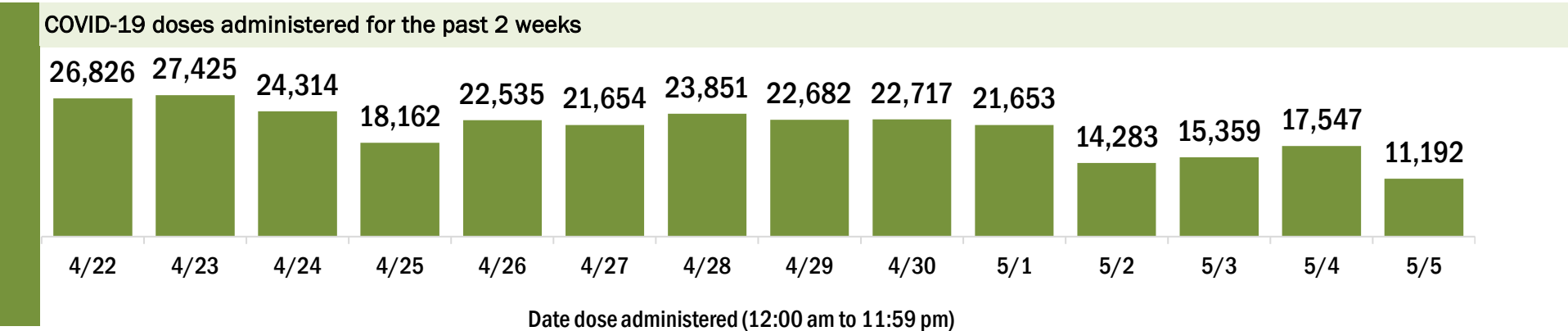
Data in this report are provisional and subject to change.

Data in this summary pertain to COVID-19 vaccines approved by the U.S. Food and Drug Administration and have been issued an Emergency Use Authorization (Janssen COVID-19 Vaccine, Moderna COVID-19 Vaccine and Pfizer-BioNTech COVID-19 Vaccine). These data summarize the number of people who have received either their first dose or have completed the series for a COVID-19 vaccine. **A person can only be counted in one category, first dose or series complete.** For persons receiving Moderna or Pfizer vaccines, once they receive their second dose, they are moved from the first dose column to the series completed column. **Because of this, the total first dose category may show a change from report to report not matching the total receiving their first dose from the previous day.** Persons receiving Johnson & Johnson vaccines will always be counted in the series completed column.

COVID-19 doses for vaccinated persons in Florida	
Doses administered	2,062,716
People receiving one dose of a 1-dose series (Johnson & Johnson) or receiving only one dose of a 2-dose series (Moderna, Pfizer) count once. Persons receiving both doses of a 2-dose series count twice.	

Current status of persons vaccinated for COVID-19 in Florida	
Total people vaccinated	1,284,749
First dose	397,524
Series completed	887,225
Completed 1-dose series	109,258
Completed 2-dose series	777,967
First dose: current number of people who have only received their first dose of the Moderna or Pfizer vaccine.	
Series complete: current number of people who have received both Moderna or Pfizer vaccine doses or one Johnson & Johnson dose and are considered fully immunized.	

Demographic summary	First dose	Series complete	Total people vaccinated
Age group	397,524	887,225	1,284,749
16-24 years	47,147	41,814	88,961
25-34 years	61,047	75,065	136,112
35-44 years	69,981	108,396	178,377
45-54 years	75,592	157,158	232,750
55-64 years	65,704	189,680	255,384
65-74 years	44,604	172,830	217,434
75-84 years	23,377	102,945	126,322
85+ years	10,072	39,337	49,409
Race	397,524	887,225	1,284,749
White	273,797	626,343	900,140
Black	24,276	58,597	82,873
American Indian/Alaskan	1,334	1,943	3,277
Other	46,638	94,698	141,336
Unknown	51,479	105,644	157,123
Other race includes Asian, native Hawaiian/Pacific Islander, or other.			
Ethnicity	397,524	887,225	1,284,749
Hispanic	220,591	435,541	656,132
Non-Hispanic	61,896	189,716	251,612
Unknown	115,037	261,968	377,005
Gender	397,524	887,225	1,284,749
Female	205,011	485,411	690,422
Male	190,524	400,335	590,859
Unknown	1,989	1,479	3,468



# COVID-19: Desoto County vaccine summary

Vaccination data through May 5, 2021 as of May 6, 2021 at 12:18 AM

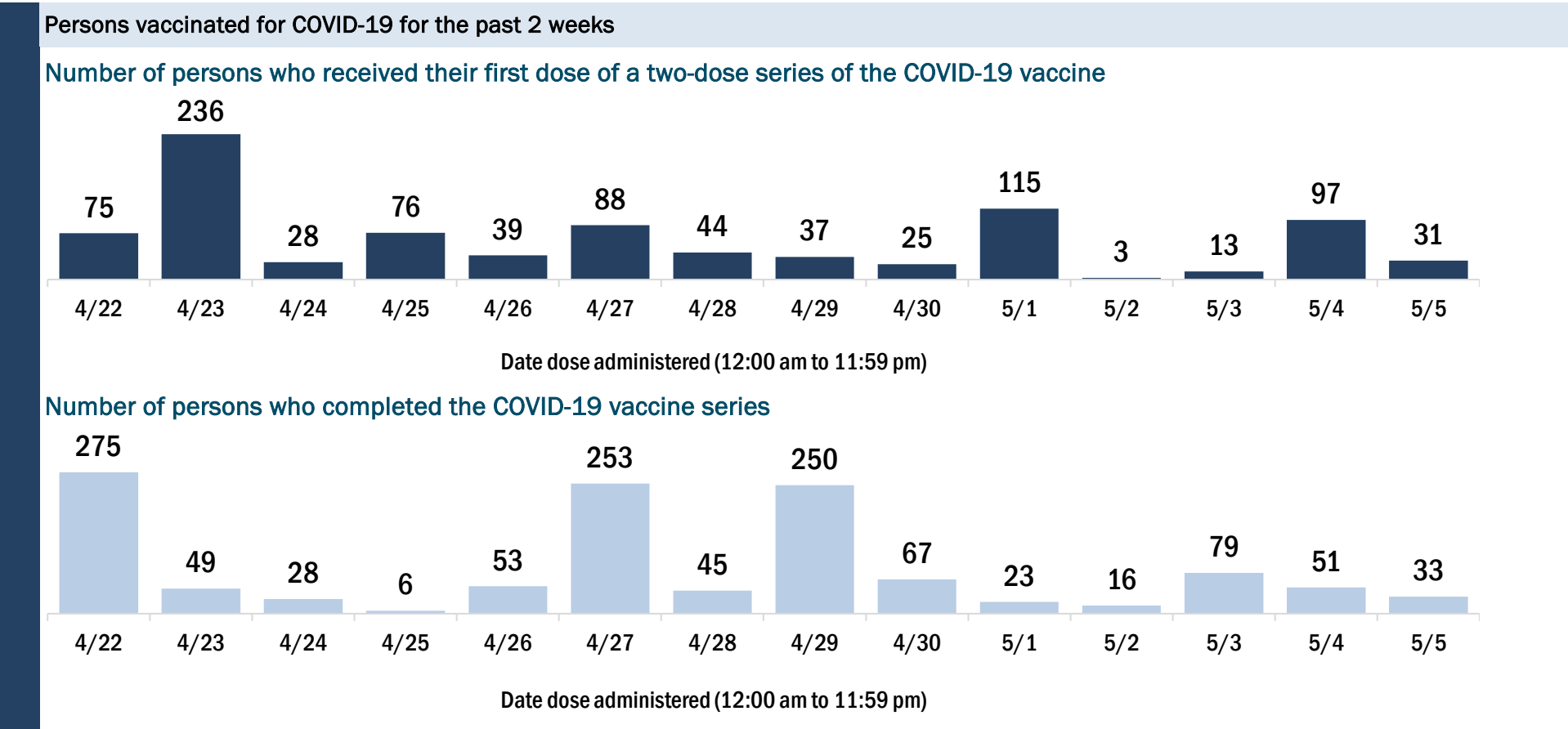
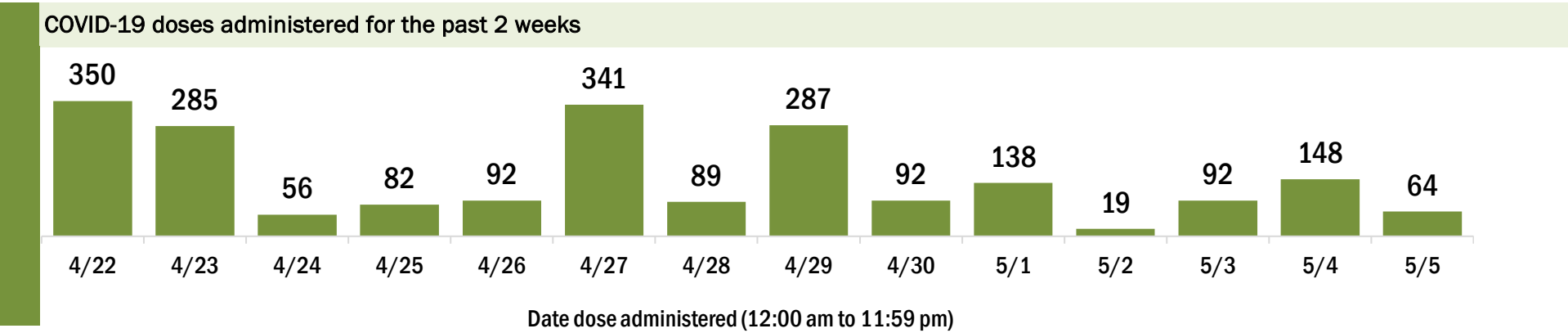
Data in this report are provisional and subject to change.

Data in this summary pertain to COVID-19 vaccines approved by the U.S. Food and Drug Administration and have been issued an Emergency Use Authorization (Janssen COVID-19 Vaccine, Moderna COVID-19 Vaccine and Pfizer-BioNTech COVID-19 Vaccine). These data summarize the number of people who have received either their first dose or have completed the series for a COVID-19 vaccine. **A person can only be counted in one category, first dose or series complete.** For persons receiving Moderna or Pfizer vaccines, once they receive their second dose, they are moved from the first dose column to the series completed column. **Because of this, the total first dose category may show a change from report to report not matching the total receiving their first dose from the previous day.** Persons receiving Johnson & Johnson vaccines will always be counted in the series completed column.

COVID-19 doses for vaccinated persons in Florida	
Doses administered	18,999
People receiving one dose of a 1-dose series (Johnson & Johnson) or receiving only one dose of a 2-dose series (Moderna, Pfizer) count once. Persons receiving both doses of a 2-dose series count twice.	

Current status of persons vaccinated for COVID-19 in Florida	
Total people vaccinated	12,120
First dose	4,679
Series completed	7,441
Completed 1-dose series	562
Completed 2-dose series	6,879
First dose: current number of people who have only received their first dose of the Moderna or Pfizer vaccine.	
Series complete: current number of people who have received both Moderna or Pfizer vaccine doses or one Johnson & Johnson dose and are considered fully immunized.	

Demographic summary	First dose	Series complete	Total people vaccinated
Age group	4,679	7,441	12,120
16-24 years	395	139	534
25-34 years	628	237	865
35-44 years	785	327	1,112
45-54 years	844	605	1,449
55-64 years	974	1,269	2,243
65-74 years	606	2,695	3,301
75-84 years	355	1,758	2,113
85+ years	92	411	503
Race	4,679	7,441	12,120
White	2,285	5,353	7,638
Black	445	416	861
American Indian/Alaskan	14	30	44
Other	1,159	678	1,837
Unknown	776	964	1,740
Other race includes Asian, native Hawaiian/Pacific Islander, or other.			
Ethnicity	4,679	7,441	12,120
Hispanic	1,488	606	2,094
Non-Hispanic	1,912	3,766	5,678
Unknown	1,279	3,069	4,348
Gender	4,679	7,441	12,120
Female	1,563	4,043	5,606
Male	3,116	3,397	6,513
Unknown	0	1	1



# COVID-19: Dixie County vaccine summary

Vaccination data through May 5, 2021 as of May 6, 2021 at 12:18 AM

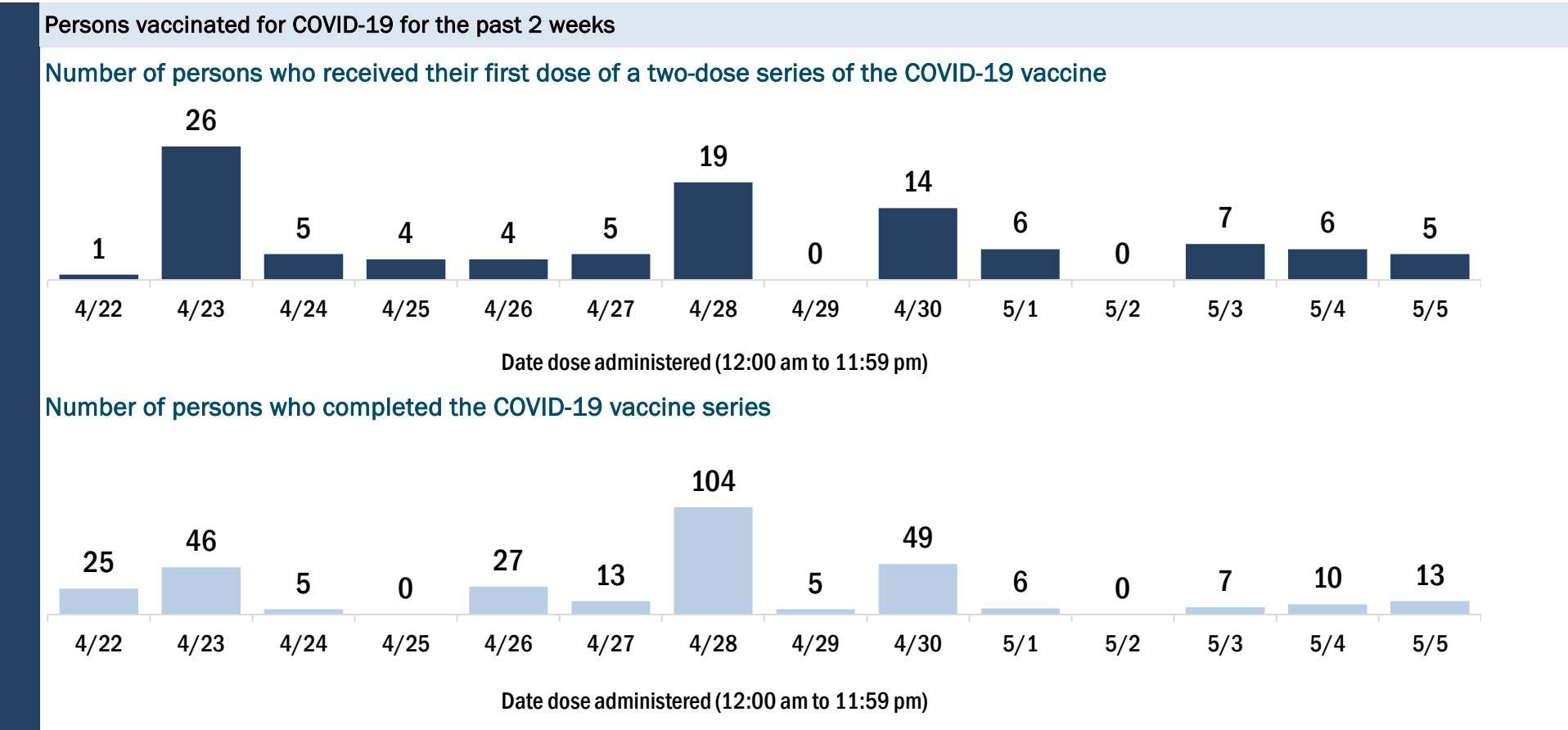
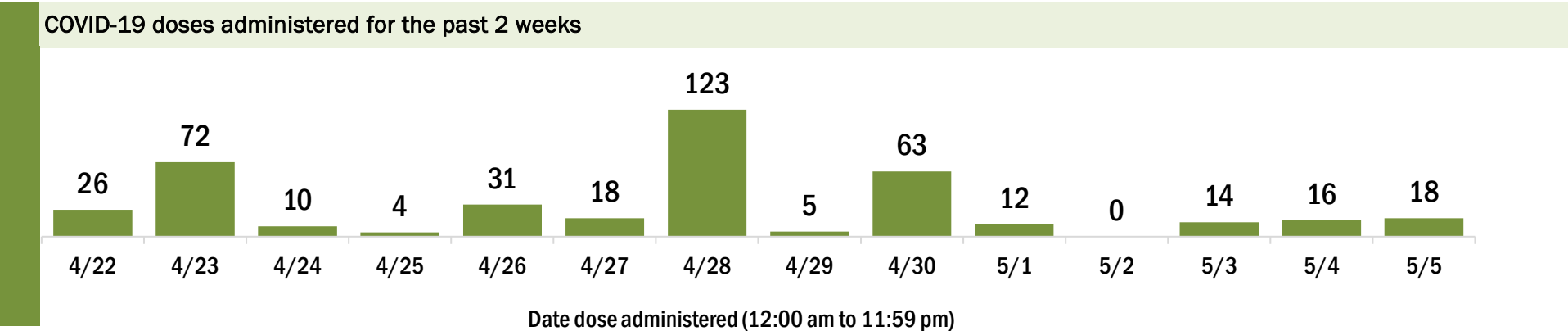
Data in this report are provisional and subject to change.

Data in this summary pertain to COVID-19 vaccines approved by the U.S. Food and Drug Administration and have been issued an Emergency Use Authorization (Janssen COVID-19 Vaccine, Moderna COVID-19 Vaccine and Pfizer-BioNTech COVID-19 Vaccine). These data summarize the number of people who have received either their first dose or have completed the series for a COVID-19 vaccine. **A person can only be counted in one category, first dose or series complete.** For persons receiving Moderna or Pfizer vaccines, once they receive their second dose, they are moved from the first dose column to the series completed column. **Because of this, the total first dose category may show a change from report to report not matching the total receiving their first dose from the previous day.** Persons receiving Johnson & Johnson vaccines will always be counted in the series completed column.

COVID-19 doses for vaccinated persons in Florida	
Doses administered	6,216
People receiving one dose of a 1-dose series (Johnson & Johnson) or receiving only one dose of a 2-dose series (Moderna, Pfizer) count once. Persons receiving both doses of a 2-dose series count twice.	

Current status of persons vaccinated for COVID-19 in Florida	
Total people vaccinated	3,805
First dose	1,028
Series completed	2,777
Completed 1-dose series	366
Completed 2-dose series	2,411
<b>First dose:</b> current number of people who have only received their first dose of the Moderna or Pfizer vaccine.	
<b>Series complete:</b> current number of people who have received both Moderna or Pfizer vaccine doses or one Johnson & Johnson dose and are considered fully immunized.	

Demographic summary	First dose	Series complete	Total people vaccinated
Age group	1,028	2,777	3,805
16-24 years	41	28	69
25-34 years	86	44	130
35-44 years	202	94	296
45-54 years	243	183	426
55-64 years	270	611	881
65-74 years	111	1,070	1,181
75-84 years	56	598	654
85+ years	19	149	168
Race	1,028	2,777	3,805
White	710	2,431	3,141
Black	246	114	360
American Indian/Alaskan	4	16	20
Other	37	78	115
Unknown	31	138	169
Other race includes Asian, native Hawaiian/Pacific Islander, or other.			
Ethnicity	1,028	2,777	3,805
Hispanic	36	53	89
Non-Hispanic	832	2,127	2,959
Unknown	160	597	757
Gender	1,028	2,777	3,805
Female	225	1,466	1,691
Male	803	1,311	2,114
Unknown	0	0	0





# COVID-19: Duval County vaccine summary

Vaccination data through May 5, 2021 as of May 6, 2021 at 12:18 AM

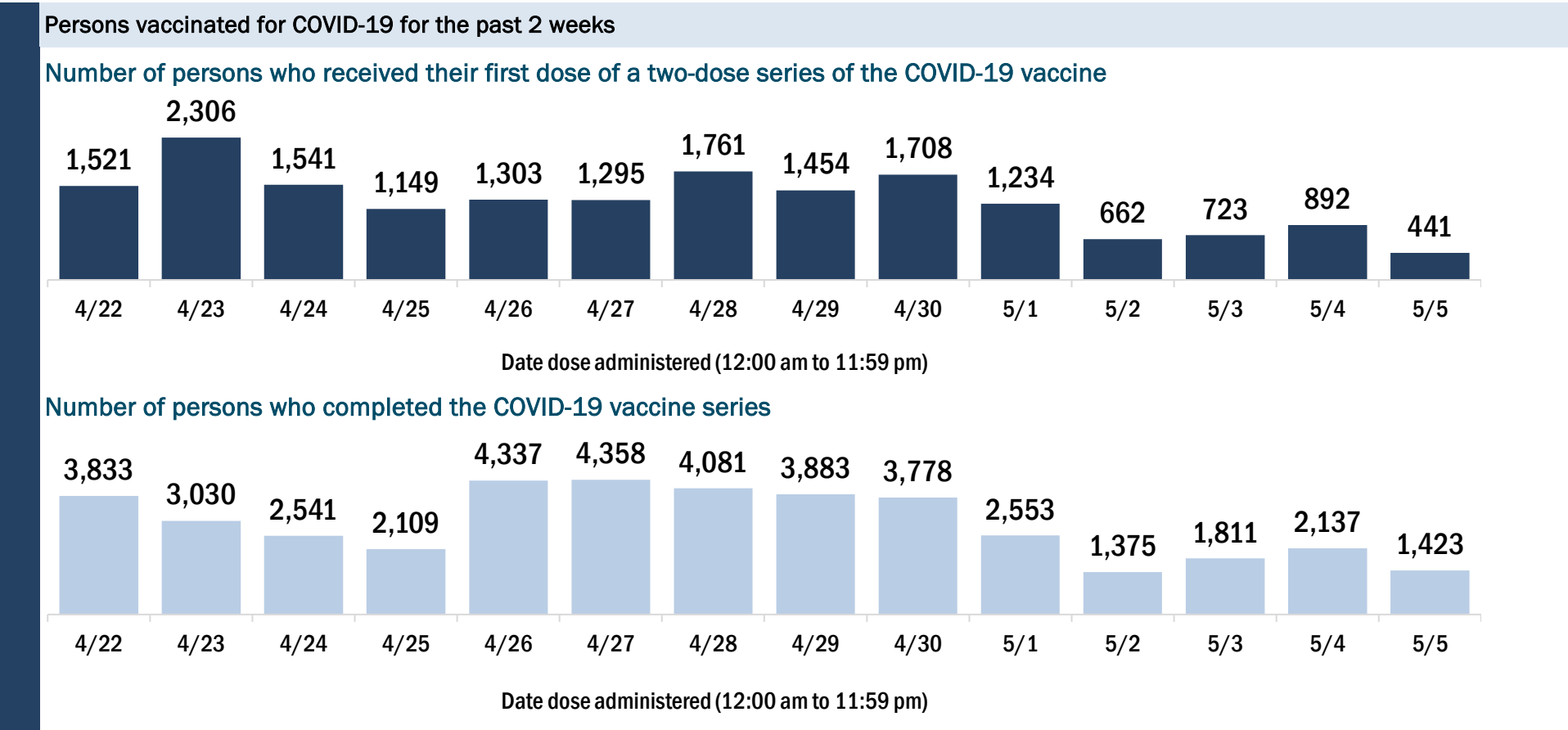
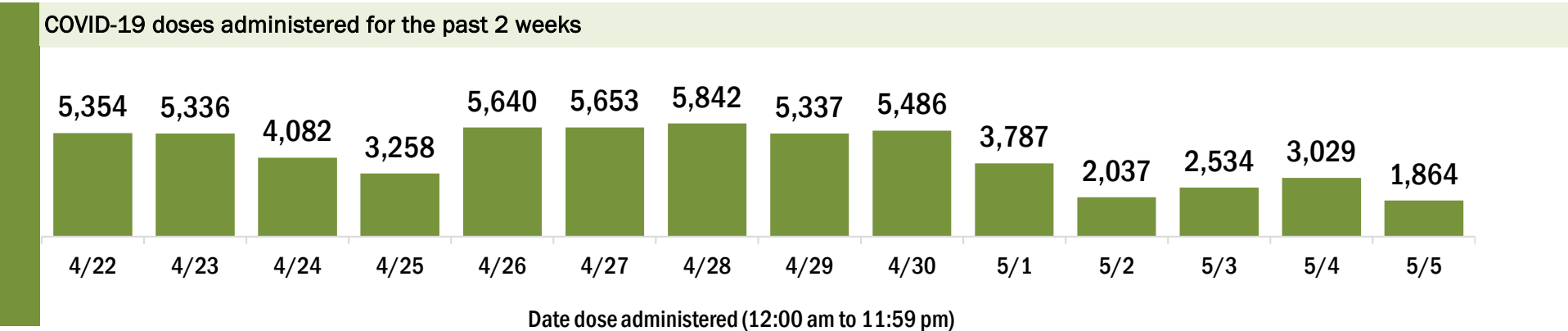
Data in this report are provisional and subject to change.

Data in this summary pertain to COVID-19 vaccines approved by the U.S. Food and Drug Administration and have been issued an Emergency Use Authorization (Janssen COVID-19 Vaccine, Moderna COVID-19 Vaccine and Pfizer-BioNTech COVID-19 Vaccine). These data summarize the number of people who have received either their first dose or have completed the series for a COVID-19 vaccine. **A person can only be counted in one category, first dose or series complete.** For persons receiving Moderna or Pfizer vaccines, once they receive their second dose, they are moved from the first dose column to the series completed column. **Because of this, the total first dose category may show a change from report to report not matching the total receiving their first dose from the previous day.** Persons receiving Johnson & Johnson vaccines will always be counted in the series completed column.

COVID-19 doses for vaccinated persons in Florida	
Doses administered	569,453
People receiving one dose of a 1-dose series (Johnson & Johnson) or receiving only one dose of a 2-dose series (Moderna, Pfizer) count once. Persons receiving both doses of a 2-dose series count twice.	

Current status of persons vaccinated for COVID-19 in Florida	
Total people vaccinated	332,768
First dose	70,956
Series completed	261,812
Completed 1-dose series	25,127
Completed 2-dose series	236,685
<b>First dose:</b> current number of people who have only received their first dose of the Moderna or Pfizer vaccine.	
<b>Series complete:</b> current number of people who have received both Moderna or Pfizer vaccine doses or one Johnson & Johnson dose and are considered fully immunized.	

Demographic summary	First dose	Series complete	Total people vaccinated
Age group	70,956	261,812	332,768
16-24 years	8,702	11,623	20,325
25-34 years	11,451	24,333	35,784
35-44 years	11,175	30,198	41,373
45-54 years	10,611	40,204	50,815
55-64 years	11,668	58,854	70,522
65-74 years	10,736	60,137	70,873
75-84 years	4,588	27,120	31,708
85+ years	2,025	9,343	11,368
Race	70,956	261,812	332,768
White	35,022	151,652	186,674
Black	10,844	43,908	54,752
American Indian/Alaskan	225	635	860
Other	11,326	33,266	44,592
Unknown	13,539	32,351	45,890
Other race includes Asian, native Hawaiian/Pacific Islander, or other.			
Ethnicity	70,956	261,812	332,768
Hispanic	6,160	14,726	20,886
Non-Hispanic	42,796	188,795	231,591
Unknown	22,000	58,291	80,291
Gender	70,956	261,812	332,768
Female	36,553	149,009	185,562
Male	31,958	112,635	144,593
Unknown	2,445	168	2,613



# COVID-19: Escambia County vaccine summary

Vaccination data through May 5, 2021 as of May 6, 2021 at 12:18 AM

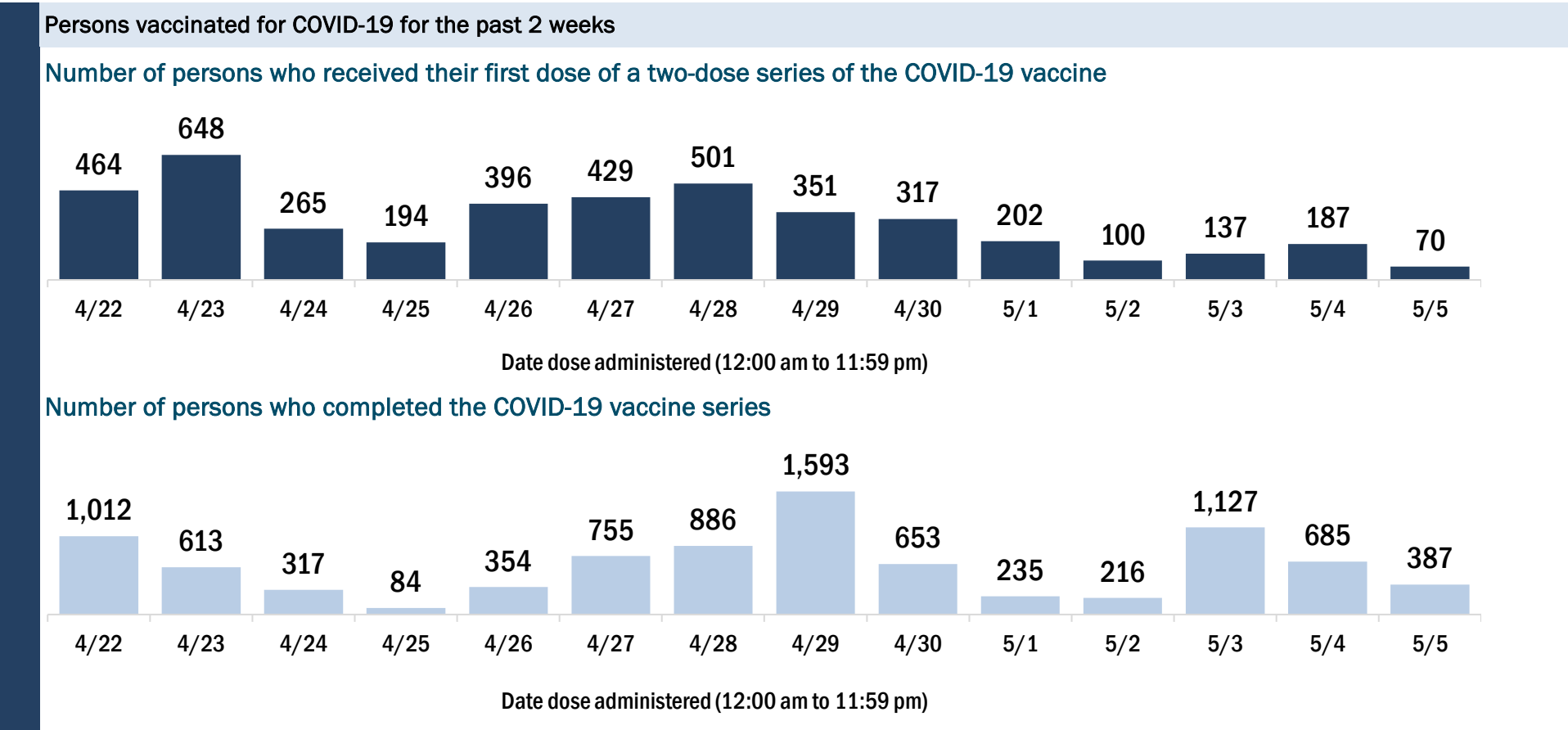
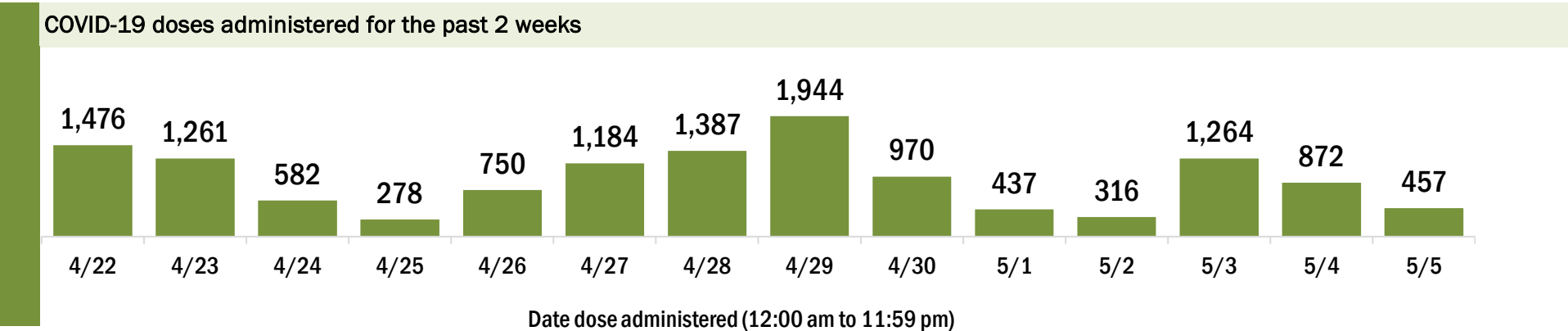
Data in this report are provisional and subject to change.

Data in this summary pertain to COVID-19 vaccines approved by the U.S. Food and Drug Administration and have been issued an Emergency Use Authorization (Janssen COVID-19 Vaccine, Moderna COVID-19 Vaccine and Pfizer-BioNTech COVID-19 Vaccine). These data summarize the number of people who have received either their first dose or have completed the series for a COVID-19 vaccine. **A person can only be counted in one category, first dose or series complete.** For persons receiving Moderna or Pfizer vaccines, once they receive their second dose, they are moved from the first dose column to the series completed column. **Because of this, the total first dose category may show a change from report to report not matching the total receiving their first dose from the previous day.** Persons receiving Johnson & Johnson vaccines will always be counted in the series completed column.

COVID-19 doses for vaccinated persons in Florida	
Doses administered	166,571
People receiving one dose of a 1-dose series (Johnson & Johnson) or receiving only one dose of a 2-dose series (Moderna, Pfizer) count once. Persons receiving both doses of a 2-dose series count twice.	

Current status of persons vaccinated for COVID-19 in Florida	
Total people vaccinated	99,096
First dose	24,225
Series completed	74,871
Completed 1-dose series	7,396
Completed 2-dose series	67,475
First dose: current number of people who have only received their first dose of the Moderna or Pfizer vaccine.	
Series complete: current number of people who have received both Moderna or Pfizer vaccine doses or one Johnson & Johnson dose and are considered fully immunized.	

Demographic summary	First dose	Series complete	Total people vaccinated
Age group	24,225	74,871	99,096
16-24 years	3,114	2,323	5,437
25-34 years	3,794	4,758	8,552
35-44 years	3,348	6,032	9,380
45-54 years	3,298	9,300	12,598
55-64 years	4,117	17,114	21,231
65-74 years	3,736	20,518	24,254
75-84 years	2,013	10,908	12,921
85+ years	805	3,918	4,723
Race	24,225	74,871	99,096
White	12,729	45,686	58,415
Black	3,394	11,058	14,452
American Indian/Alaskan	137	553	690
Other	2,531	6,946	9,477
Unknown	5,434	10,628	16,062
Other race includes Asian, native Hawaiian/Pacific Islander, or other.			
Ethnicity	24,225	74,871	99,096
Hispanic	1,089	1,939	3,028
Non-Hispanic	14,451	52,712	67,163
Unknown	8,685	20,220	28,905
Gender	24,225	74,871	99,096
Female	13,141	43,679	56,820
Male	11,017	31,108	42,125
Unknown	67	84	151



# COVID-19: Flagler County vaccine summary

Vaccination data through May 5, 2021 as of May 6, 2021 at 12:18 AM

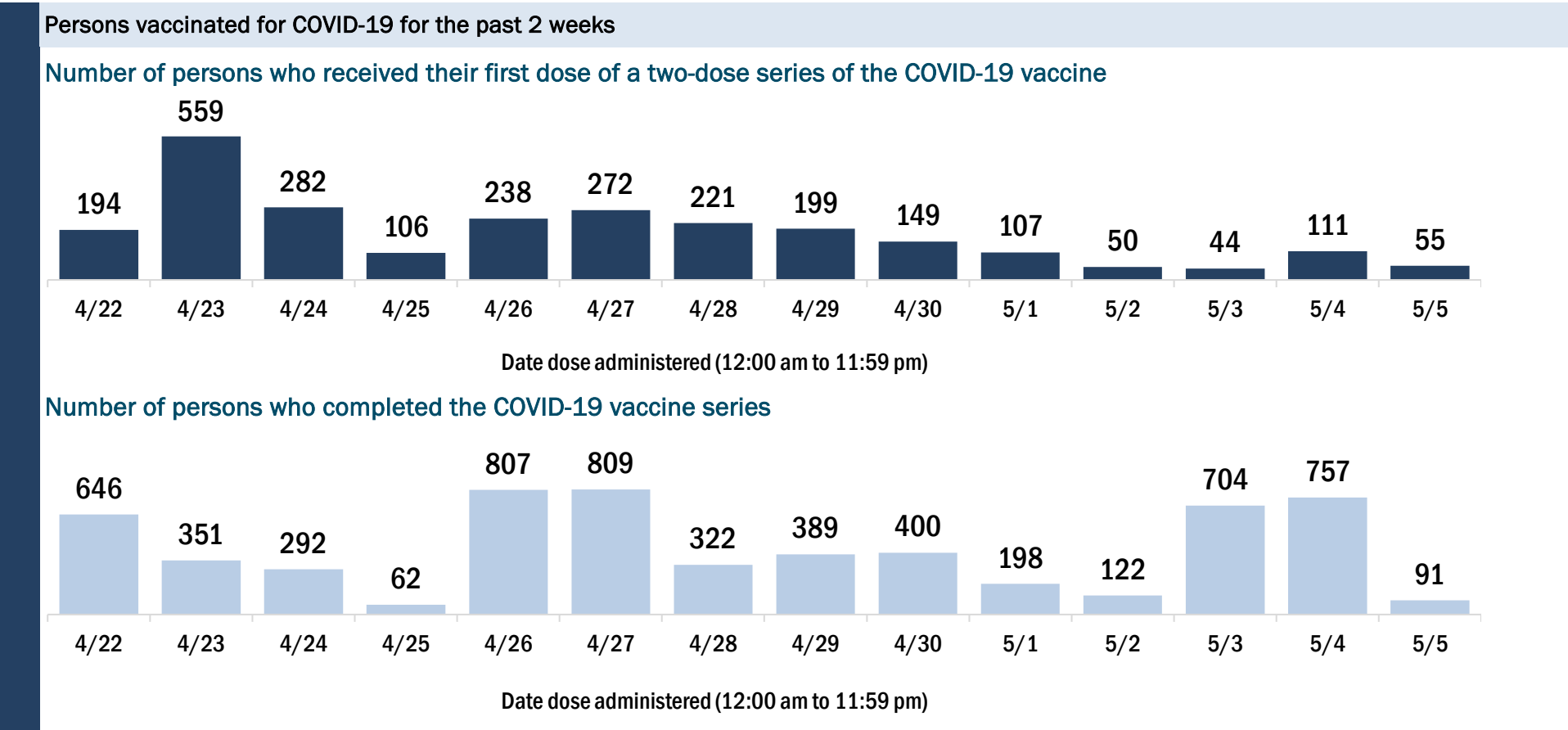
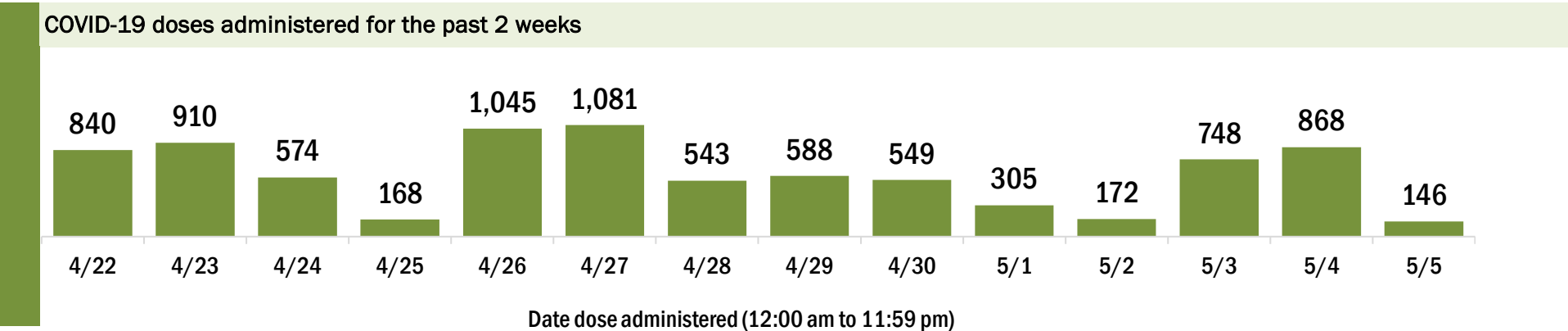
Data in this report are provisional and subject to change.

Data in this summary pertain to COVID-19 vaccines approved by the U.S. Food and Drug Administration and have been issued an Emergency Use Authorization (Janssen COVID-19 Vaccine, Moderna COVID-19 Vaccine and Pfizer-BioNTech COVID-19 Vaccine). These data summarize the number of people who have received either their first dose or have completed the series for a COVID-19 vaccine. **A person can only be counted in one category, first dose or series complete.** For persons receiving Moderna or Pfizer vaccines, once they receive their second dose, they are moved from the first dose column to the series completed column. **Because of this, the total first dose category may show a change from report to report not matching the total receiving their first dose from the previous day.** Persons receiving Johnson & Johnson vaccines will always be counted in the series completed column.

COVID-19 doses for vaccinated persons in Florida	
Doses administered	90,367
People receiving one dose of a 1-dose series (Johnson & Johnson) or receiving only one dose of a 2-dose series (Moderna, Pfizer) count once. Persons receiving both doses of a 2-dose series count twice.	

Current status of persons vaccinated for COVID-19 in Florida	
Total people vaccinated	52,434
First dose	12,094
Series completed	40,340
Completed 1-dose series	2,407
Completed 2-dose series	37,933
First dose: current number of people who have only received their first dose of the Moderna or Pfizer vaccine.	
Series complete: current number of people who have received both Moderna or Pfizer vaccine doses or one Johnson & Johnson dose and are considered fully immunized.	

Demographic summary	First dose	Series complete	Total people vaccinated
Age group	12,094	40,340	52,434
16-24 years	1,211	672	1,883
25-34 years	1,122	994	2,116
35-44 years	1,428	1,908	3,336
45-54 years	1,866	3,629	5,495
55-64 years	2,594	7,865	10,459
65-74 years	2,110	14,554	16,664
75-84 years	1,305	8,409	9,714
85+ years	458	2,309	2,767
Race	12,094	40,340	52,434
White	7,382	27,323	34,705
Black	859	2,637	3,496
American Indian/Alaskan	88	230	318
Other	1,137	3,620	4,757
Unknown	2,628	6,530	9,158
Other race includes Asian, native Hawaiian/Pacific Islander, or other.			
Ethnicity	12,094	40,340	52,434
Hispanic	1,222	2,403	3,625
Non-Hispanic	6,802	24,618	31,420
Unknown	4,070	13,319	17,389
Gender	12,094	40,340	52,434
Female	6,336	22,614	28,950
Male	5,597	17,534	23,131
Unknown	161	192	353



# COVID-19: Franklin County vaccine summary

Vaccination data through May 5, 2021 as of May 6, 2021 at 12:18 AM

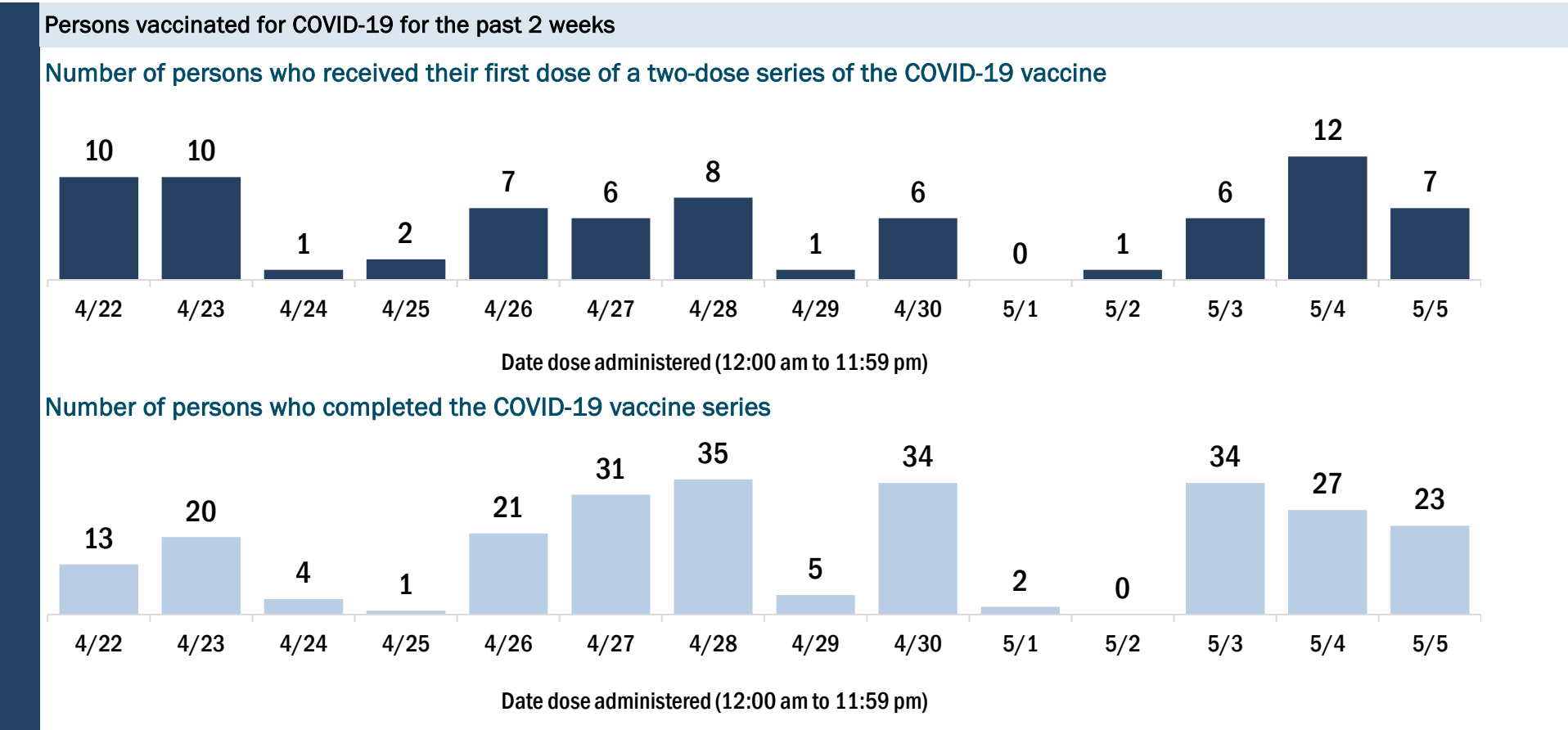
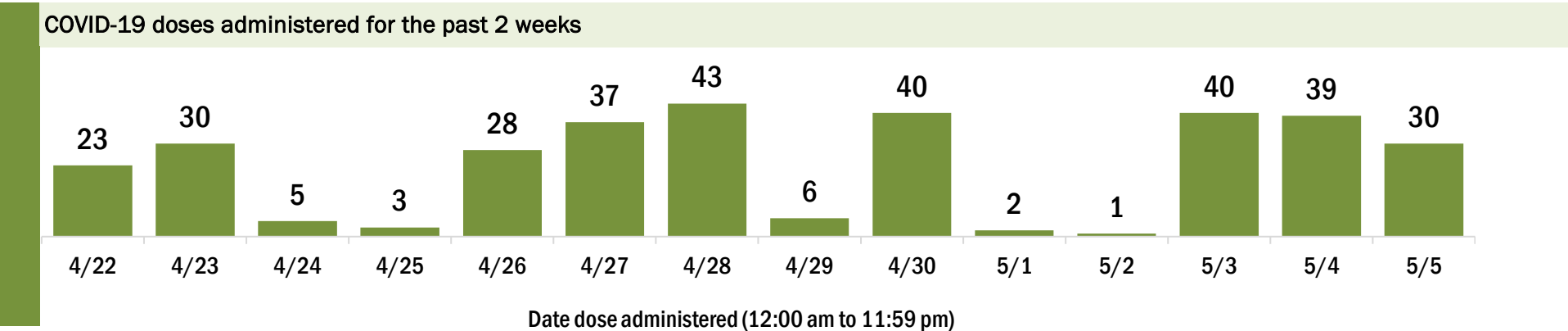
Data in this report are provisional and subject to change.

Data in this summary pertain to COVID-19 vaccines approved by the U.S. Food and Drug Administration and have been issued an Emergency Use Authorization (Janssen COVID-19 Vaccine, Moderna COVID-19 Vaccine and Pfizer-BioNTech COVID-19 Vaccine). These data summarize the number of people who have received either their first dose or have completed the series for a COVID-19 vaccine. **A person can only be counted in one category, first dose or series complete.** For persons receiving Moderna or Pfizer vaccines, once they receive their second dose, they are moved from the first dose column to the series completed column. **Because of this, the total first dose category may show a change from report to report not matching the total receiving their first dose from the previous day.** Persons receiving Johnson & Johnson vaccines will always be counted in the series completed column.

COVID-19 doses for vaccinated persons in Florida	
Doses administered	7,196
People receiving one dose of a 1-dose series (Johnson & Johnson) or receiving only one dose of a 2-dose series (Moderna, Pfizer) count once. Persons receiving both doses of a 2-dose series count twice.	

Current status of persons vaccinated for COVID-19 in Florida	
Total people vaccinated	4,049
First dose	809
Series completed	3,240
Completed 1-dose series	93
Completed 2-dose series	3,147
First dose: current number of people who have only received their first dose of the Moderna or Pfizer vaccine.	
Series complete: current number of people who have received both Moderna or Pfizer vaccine doses or one Johnson & Johnson dose and are considered fully immunized.	

Demographic summary	First dose	Series complete	Total people vaccinated
Age group	809	3,240	4,049
16-24 years	35	27	62
25-34 years	116	65	181
35-44 years	143	118	261
45-54 years	150	267	417
55-64 years	179	713	892
65-74 years	130	1,315	1,445
75-84 years	44	615	659
85+ years	12	120	132
Race	809	3,240	4,049
White	554	2,899	3,453
Black	176	150	326
American Indian/Alaskan	1	8	9
Other	33	124	157
Unknown	45	59	104
Other race includes Asian, native Hawaiian/Pacific Islander, or other.			
Ethnicity	809	3,240	4,049
Hispanic	12	49	61
Non-Hispanic	394	2,787	3,181
Unknown	403	404	807
Gender	809	3,240	4,049
Female	242	1,719	1,961
Male	567	1,521	2,088
Unknown	0	0	0





# COVID-19: Gadsden County vaccine summary

Vaccination data through May 5, 2021 as of May 6, 2021 at 12:18 AM

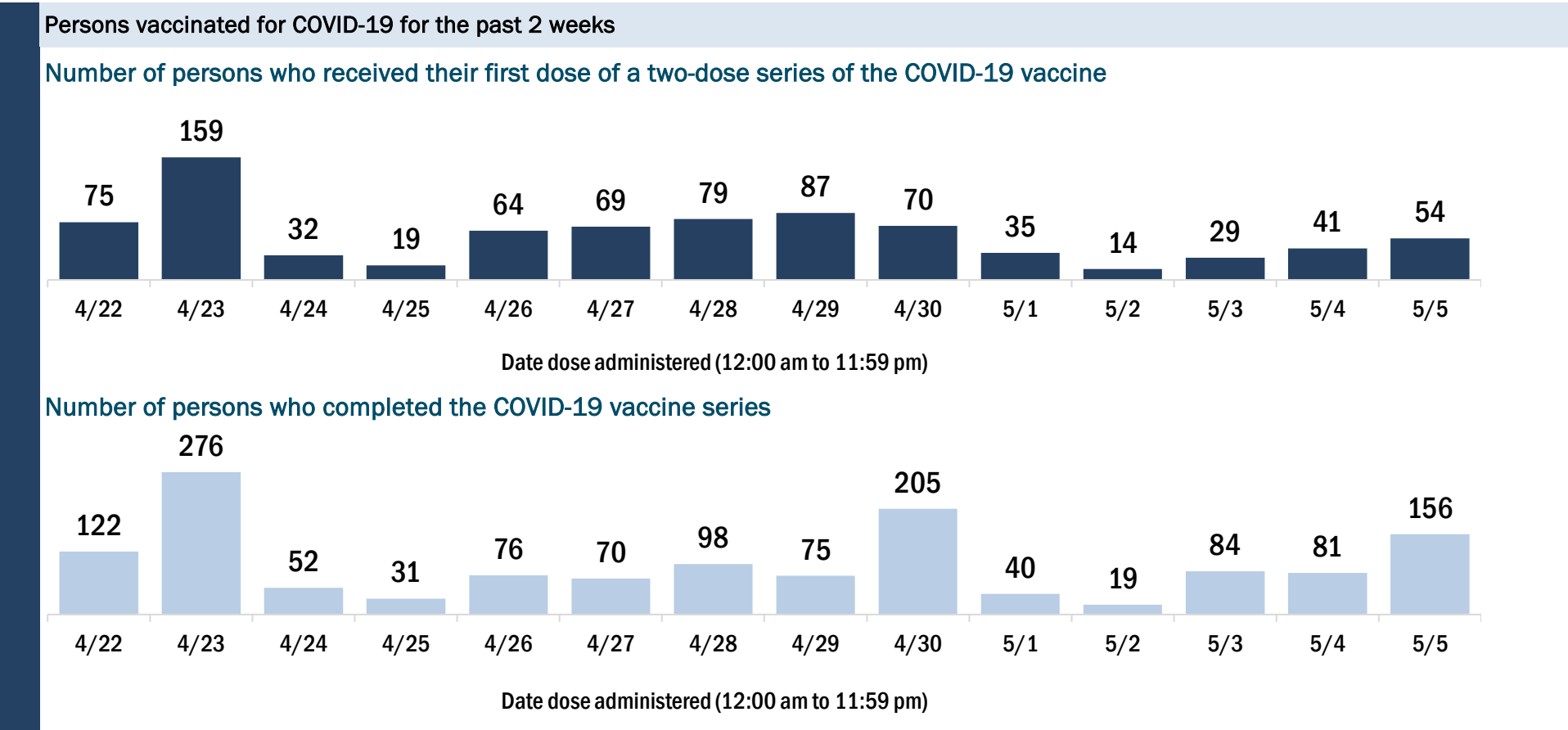
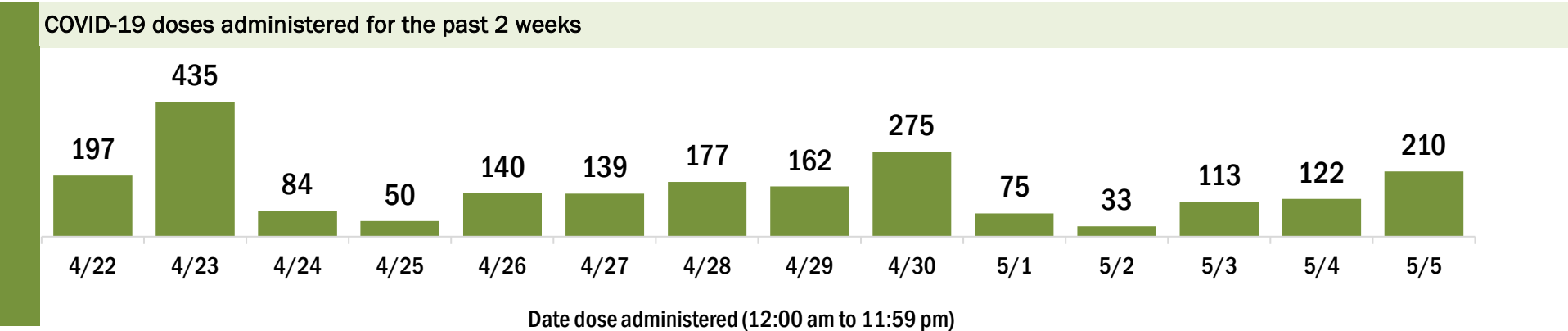
Data in this report are provisional and subject to change.

Data in this summary pertain to COVID-19 vaccines approved by the U.S. Food and Drug Administration and have been issued an Emergency Use Authorization (Janssen COVID-19 Vaccine, Moderna COVID-19 Vaccine and Pfizer-BioNTech COVID-19 Vaccine). These data summarize the number of people who have received either their first dose or have completed the series for a COVID-19 vaccine. **A person can only be counted in one category, first dose or series complete.** For persons receiving Moderna or Pfizer vaccines, once they receive their second dose, they are moved from the first dose column to the series completed column. **Because of this, the total first dose category may show a change from report to report not matching the total receiving their first dose from the previous day.** Persons receiving Johnson & Johnson vaccines will always be counted in the series completed column.

COVID-19 doses for vaccinated persons in Florida	
Doses administered	28,527
People receiving one dose of a 1-dose series (Johnson & Johnson) or receiving only one dose of a 2-dose series (Moderna, Pfizer) count once. Persons receiving both doses of a 2-dose series count twice.	

Current status of persons vaccinated for COVID-19 in Florida	
Total people vaccinated	16,962
First dose	3,599
Series completed	13,363
Completed 1-dose series	1,798
Completed 2-dose series	11,565
First dose: current number of people who have only received their first dose of the Moderna or Pfizer vaccine.	
Series complete: current number of people who have received both Moderna or Pfizer vaccine doses or one Johnson & Johnson dose and are considered fully immunized.	

Demographic summary	First dose	Series complete	Total people vaccinated
Age group	3,599	13,363	16,962
16-24 years	316	280	596
25-34 years	401	737	1,138
35-44 years	659	1,264	1,923
45-54 years	773	1,901	2,674
55-64 years	740	3,116	3,856
65-74 years	435	3,728	4,163
75-84 years	200	1,758	1,958
85+ years	75	579	654
Race	3,599	13,363	16,962
White	1,016	4,904	5,920
Black	1,508	5,773	7,281
American Indian/Alaskan	7	28	35
Other	601	1,749	2,350
Unknown	467	909	1,376
Other race includes Asian, native Hawaiian/Pacific Islander, or other.			
Ethnicity	3,599	13,363	16,962
Hispanic	542	530	1,072
Non-Hispanic	2,122	10,187	12,309
Unknown	935	2,646	3,581
Gender	3,599	13,363	16,962
Female	1,784	8,274	10,058
Male	1,815	5,089	6,904
Unknown	0	0	0



# COVID-19: Gilchrist County vaccine summary

Vaccination data through May 5, 2021 as of May 6, 2021 at 12:18 AM

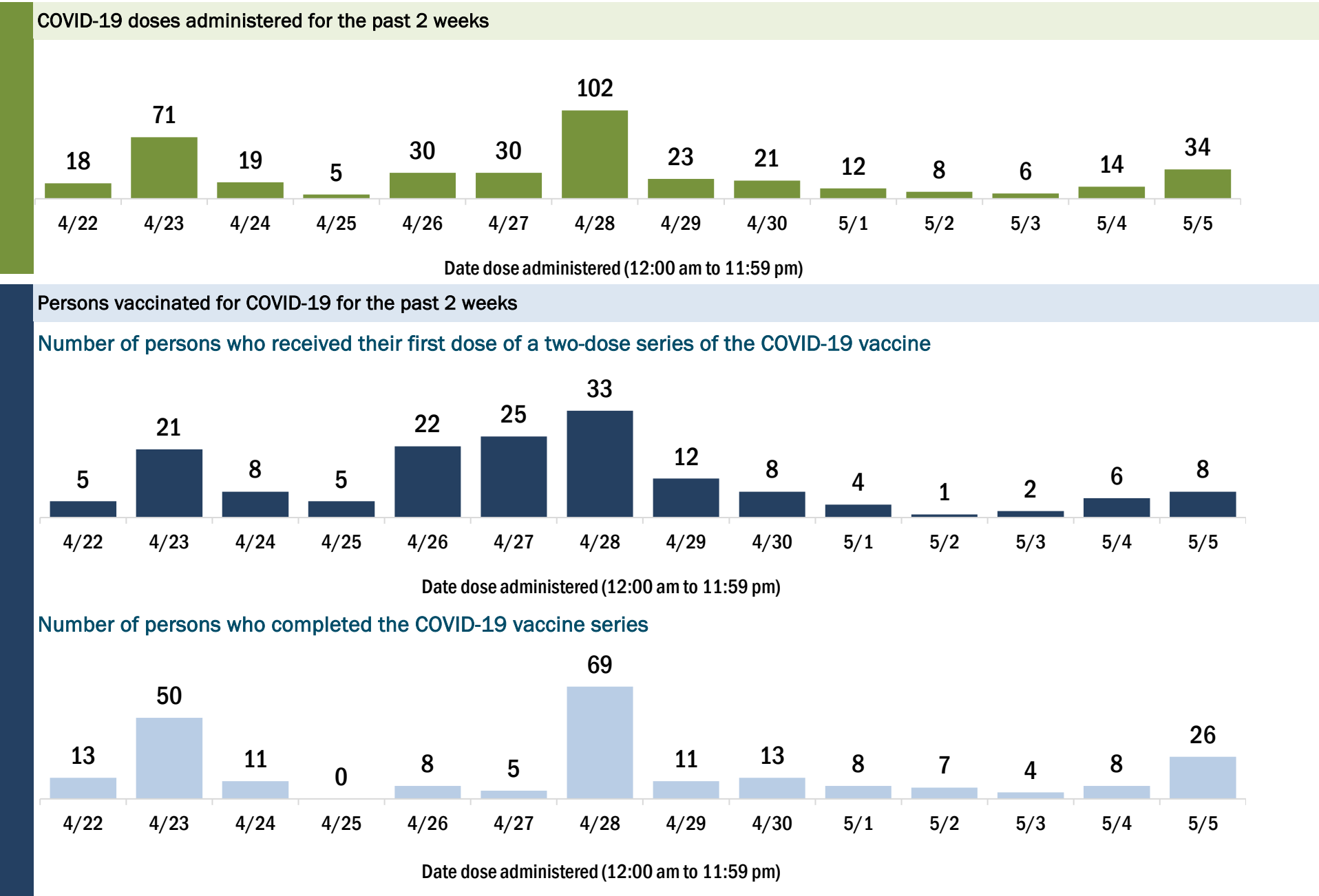
Data in this report are provisional and subject to change.

Data in this summary pertain to COVID-19 vaccines approved by the U.S. Food and Drug Administration and have been issued an Emergency Use Authorization (Janssen COVID-19 Vaccine, Moderna COVID-19 Vaccine and Pfizer-BioNTech COVID-19 Vaccine). These data summarize the number of people who have received either their first dose or have completed the series for a COVID-19 vaccine. **A person can only be counted in one category, first dose or series complete.** For persons receiving Moderna or Pfizer vaccines, once they receive their second dose, they are moved from the first dose column to the series completed column. **Because of this, the total first dose category may show a change from report to report not matching the total receiving their first dose from the previous day.** Persons receiving Johnson & Johnson vaccines will always be counted in the series completed column.

COVID-19 doses for vaccinated persons in Florida	
Doses administered	6,592
People receiving one dose of a 1-dose series (Johnson & Johnson) or receiving only one dose of a 2-dose series (Moderna, Pfizer) count once. Persons receiving both doses of a 2-dose series count twice.	

Current status of persons vaccinated for COVID-19 in Florida	
Total people vaccinated	3,905
First dose	788
Series completed	3,117
Completed 1-dose series	430
Completed 2-dose series	2,687
First dose: current number of people who have only received their first dose of the Moderna or Pfizer vaccine.	
Series complete: current number of people who have received both Moderna or Pfizer vaccine doses or one Johnson & Johnson dose and are considered fully immunized.	

Demographic summary	First dose	Series complete	Total people vaccinated
Age group	788	3,117	3,905
16-24 years	55	62	117
25-34 years	72	98	170
35-44 years	119	152	271
45-54 years	139	304	443
55-64 years	192	656	848
65-74 years	145	1,014	1,159
75-84 years	48	627	675
85+ years	18	204	222
Race	788	3,117	3,905
White	568	2,287	2,855
Black	49	51	100
American Indian/Alaskan	4	10	14
Other	58	229	287
Unknown	109	540	649
Other race includes Asian, native Hawaiian/Pacific Islander, or other.			
Ethnicity	788	3,117	3,905
Hispanic	54	75	129
Non-Hispanic	415	1,487	1,902
Unknown	319	1,555	1,874
Gender	788	3,117	3,905
Female	382	1,818	2,200
Male	406	1,298	1,704
Unknown	0	1	1



# COVID-19: Glades County vaccine summary

Vaccination data through May 5, 2021 as of May 6, 2021 at 12:18 AM

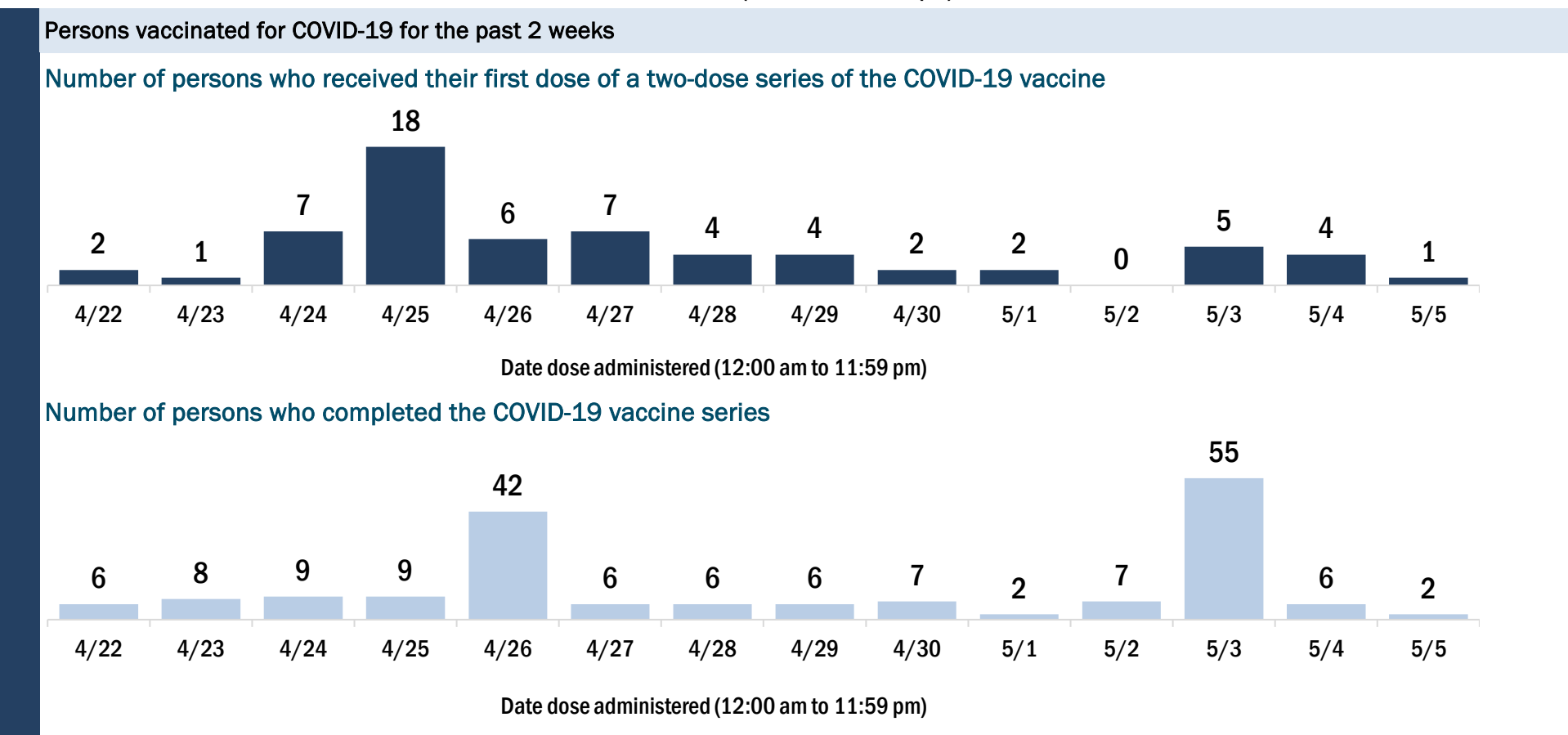
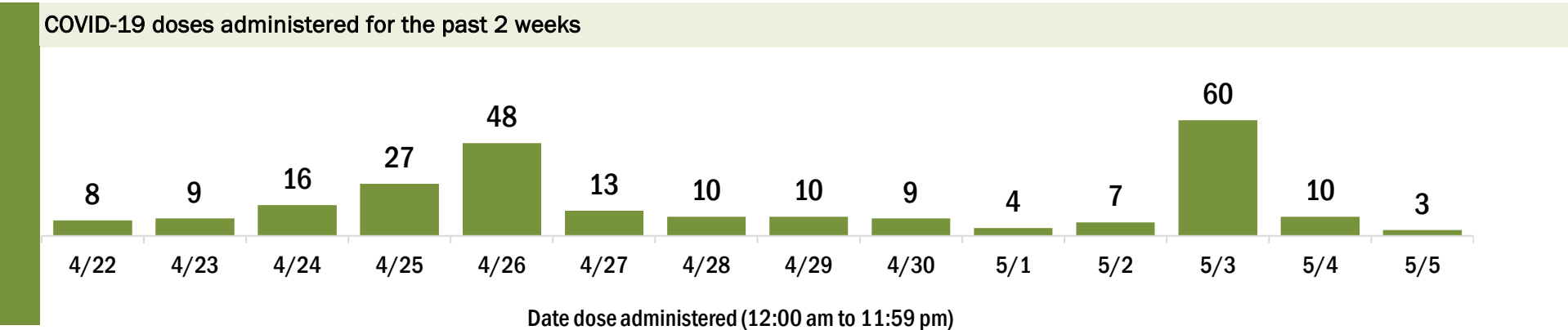
Data in this report are provisional and subject to change.

Data in this summary pertain to COVID-19 vaccines approved by the U.S. Food and Drug Administration and have been issued an Emergency Use Authorization (Janssen COVID-19 Vaccine, Moderna COVID-19 Vaccine and Pfizer-BioNTech COVID-19 Vaccine). These data summarize the number of people who have received either their first dose or have completed the series for a COVID-19 vaccine. **A person can only be counted in one category, first dose or series complete.** For persons receiving Moderna or Pfizer vaccines, once they receive their second dose, they are moved from the first dose column to the series completed column. **Because of this, the total first dose category may show a change from report to report not matching the total receiving their first dose from the previous day.** Persons receiving Johnson & Johnson vaccines will always be counted in the series completed column.

COVID-19 doses for vaccinated persons in Florida	
Doses administered	5,013
People receiving one dose of a 1-dose series (Johnson & Johnson) or receiving only one dose of a 2-dose series (Moderna, Pfizer) count once. Persons receiving both doses of a 2-dose series count twice.	

Current status of persons vaccinated for COVID-19 in Florida	
Total people vaccinated	2,994
First dose	739
Series completed	2,255
Completed 1-dose series	236
Completed 2-dose series	2,019
<b>First dose:</b> current number of people who have only received their first dose of the Moderna or Pfizer vaccine.	
<b>Series complete:</b> current number of people who have received both Moderna or Pfizer vaccine doses or one Johnson & Johnson dose and are considered fully immunized.	

Demographic summary	First dose	Series complete	Total people vaccinated
Age group	739	2,255	2,994
16-24 years	121	13	134
25-34 years	233	57	290
35-44 years	122	88	210
45-54 years	74	176	250
55-64 years	81	393	474
65-74 years	54	835	889
75-84 years	44	580	624
85+ years	10	113	123
Race	739	2,255	2,994
White	630	1,669	2,299
Black	27	119	146
American Indian/Alaskan	1	18	19
Other	30	115	145
Unknown	51	334	385
Other race includes Asian, native Hawaiian/Pacific Islander, or other.			
Ethnicity	739	2,255	2,994
Hispanic	470	128	598
Non-Hispanic	141	1,065	1,206
Unknown	128	1,062	1,190
Gender	739	2,255	2,994
Female	148	1,059	1,207
Male	591	1,196	1,787
Unknown	0	0	0



# COVID-19: Gulf County vaccine summary

Vaccination data through May 5, 2021 as of May 6, 2021 at 12:18 AM

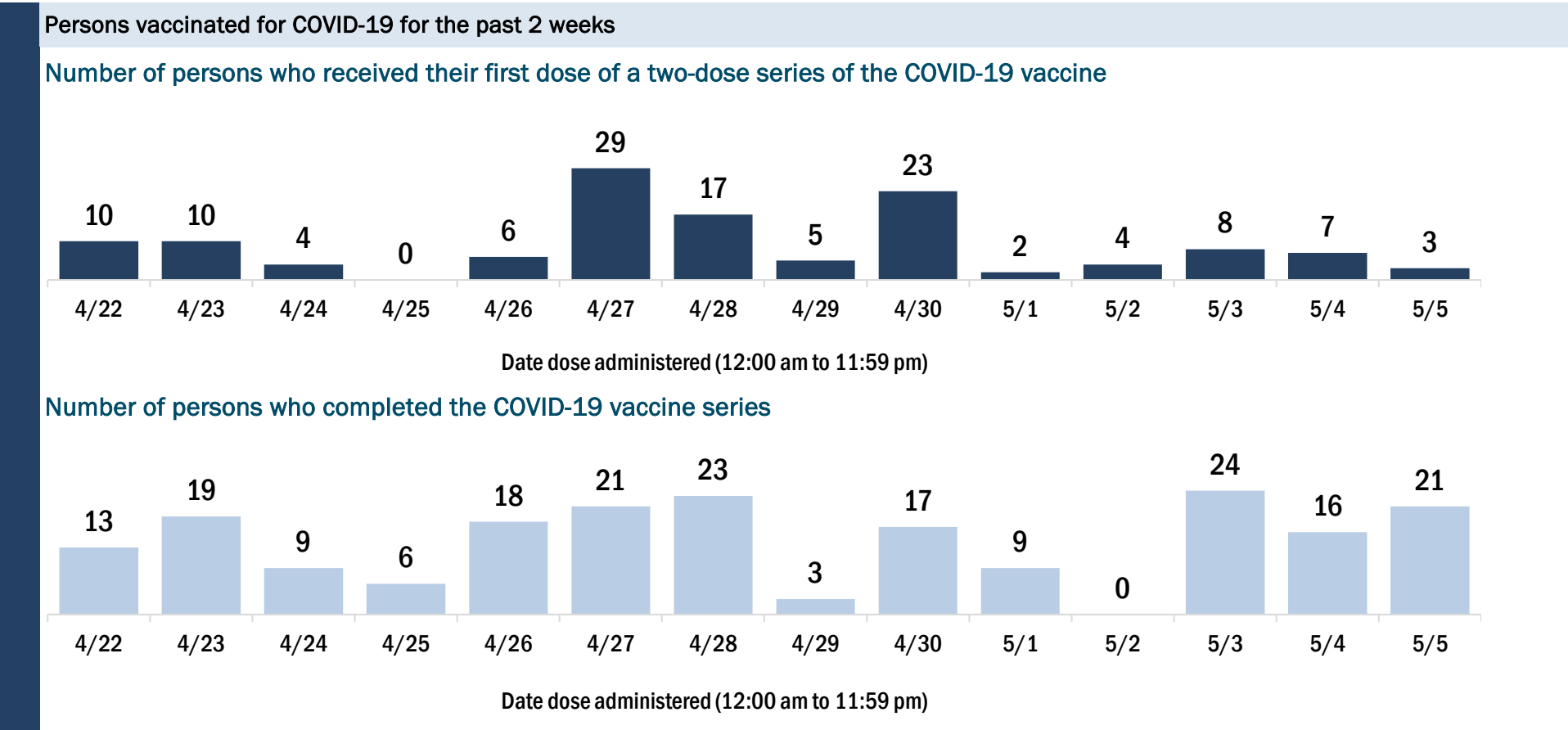
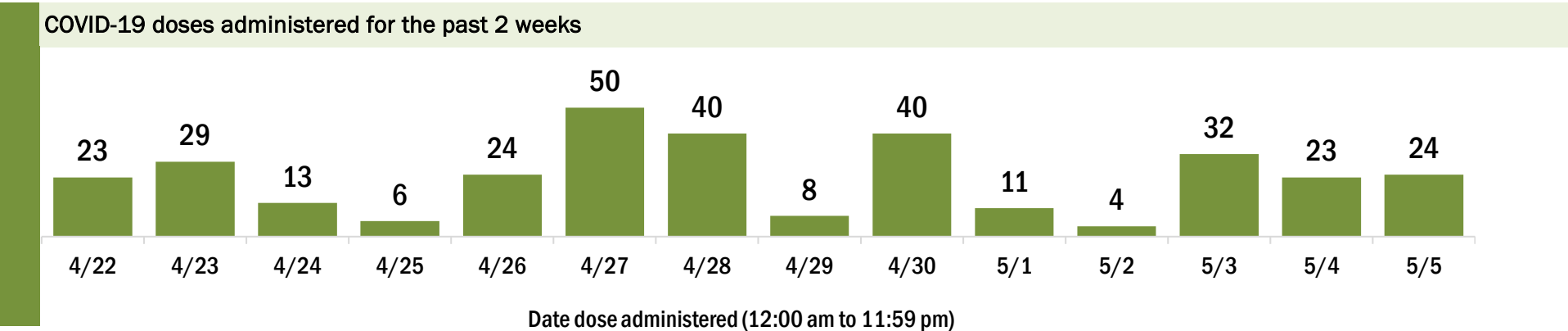
Data in this report are provisional and subject to change.

Data in this summary pertain to COVID-19 vaccines approved by the U.S. Food and Drug Administration and have been issued an Emergency Use Authorization (Janssen COVID-19 Vaccine, Moderna COVID-19 Vaccine and Pfizer-BioNTech COVID-19 Vaccine). These data summarize the number of people who have received either their first dose or have completed the series for a COVID-19 vaccine. **A person can only be counted in one category, first dose or series complete.** For persons receiving Moderna or Pfizer vaccines, once they receive their second dose, they are moved from the first dose column to the series completed column. **Because of this, the total first dose category may show a change from report to report not matching the total receiving their first dose from the previous day.** Persons receiving Johnson & Johnson vaccines will always be counted in the series completed column.

COVID-19 doses for vaccinated persons in Florida	
Doses administered	8,020
People receiving one dose of a 1-dose series (Johnson & Johnson) or receiving only one dose of a 2-dose series (Moderna, Pfizer) count once. Persons receiving both doses of a 2-dose series count twice.	

Current status of persons vaccinated for COVID-19 in Florida	
Total people vaccinated	4,709
First dose	1,152
Series completed	3,557
Completed 1-dose series	246
Completed 2-dose series	3,311
First dose: current number of people who have only received their first dose of the Moderna or Pfizer vaccine.	
Series complete: current number of people who have received both Moderna or Pfizer vaccine doses or one Johnson & Johnson dose and are considered fully immunized.	

Demographic summary	First dose	Series complete	Total people vaccinated
Age group	1,152	3,557	4,709
16-24 years	60	54	114
25-34 years	162	80	242
35-44 years	186	140	326
45-54 years	241	289	530
55-64 years	281	628	909
65-74 years	132	1,476	1,608
75-84 years	81	699	780
85+ years	9	191	200
Race	1,152	3,557	4,709
White	795	3,123	3,918
Black	270	261	531
American Indian/Alaskan	3	11	14
Other	64	96	160
Unknown	20	66	86
Other race includes Asian, native Hawaiian/Pacific Islander, or other.			
Ethnicity	1,152	3,557	4,709
Hispanic	13	42	55
Non-Hispanic	534	3,168	3,702
Unknown	605	347	952
Gender	1,152	3,557	4,709
Female	413	1,873	2,286
Male	739	1,684	2,423
Unknown	0	0	0





# COVID-19: Hamilton County vaccine summary

Vaccination data through May 5, 2021 as of May 6, 2021 at 12:18 AM

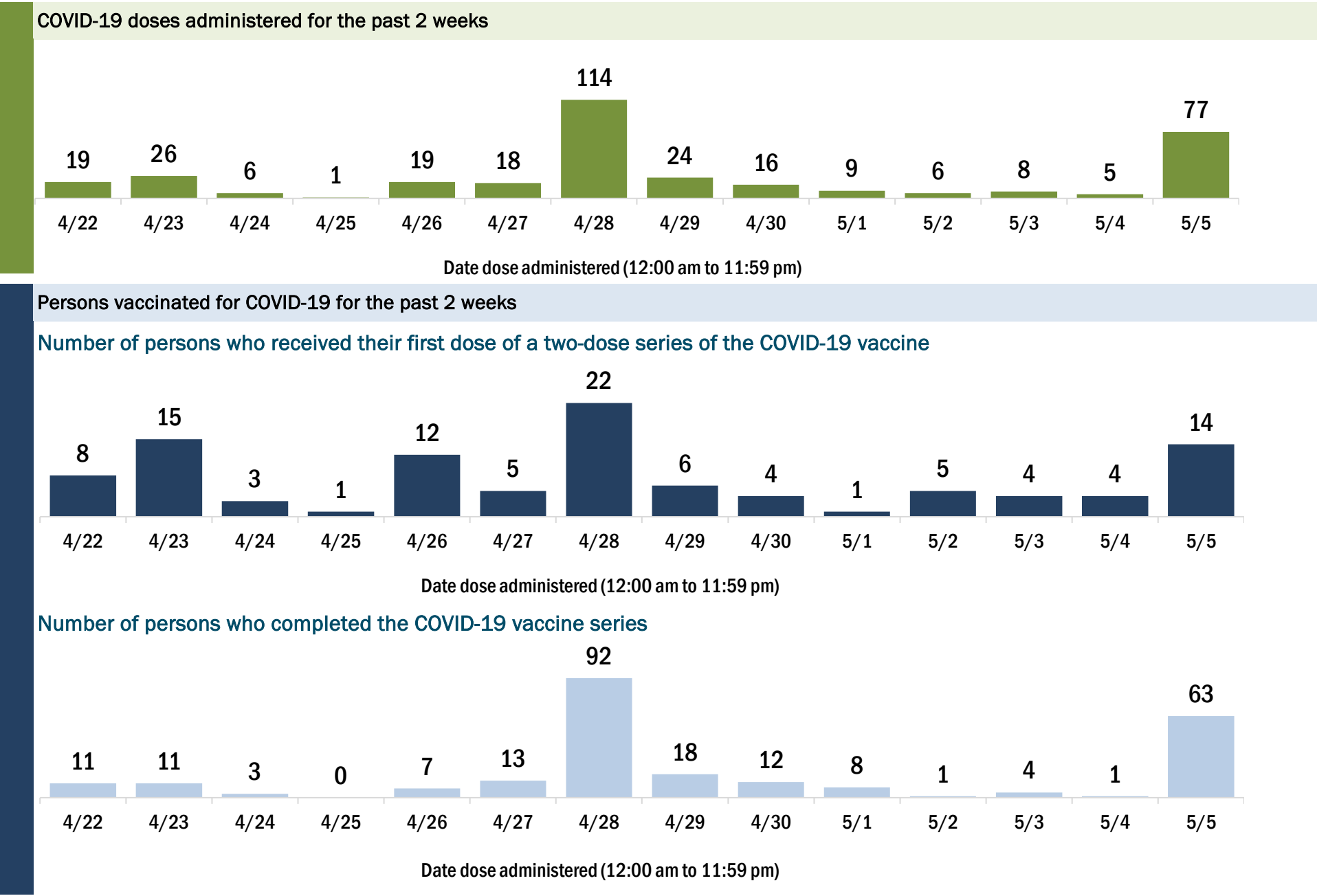
Data in this report are provisional and subject to change.

Data in this summary pertain to COVID-19 vaccines approved by the U.S. Food and Drug Administration and have been issued an Emergency Use Authorization (Janssen COVID-19 Vaccine, Moderna COVID-19 Vaccine and Pfizer-BioNTech COVID-19 Vaccine). These data summarize the number of people who have received either their first dose or have completed the series for a COVID-19 vaccine. **A person can only be counted in one category, first dose or series complete.** For persons receiving Moderna or Pfizer vaccines, once they receive their second dose, they are moved from the first dose column to the series completed column. **Because of this, the total first dose category may show a change from report to report not matching the total receiving their first dose from the previous day.** Persons receiving Johnson & Johnson vaccines will always be counted in the series completed column.

COVID-19 doses for vaccinated persons in Florida	
Doses administered	5,461
People receiving one dose of a 1-dose series (Johnson & Johnson) or receiving only one dose of a 2-dose series (Moderna, Pfizer) count once. Persons receiving both doses of a 2-dose series count twice.	

Current status of persons vaccinated for COVID-19 in Florida	
Total people vaccinated	3,284
First dose	877
Series completed	2,407
Completed 1-dose series	230
Completed 2-dose series	2,177
First dose: current number of people who have only received their first dose of the Moderna or Pfizer vaccine.	
Series complete: current number of people who have received both Moderna or Pfizer vaccine doses or one Johnson & Johnson dose and are considered fully immunized.	

Demographic summary	First dose	Series complete	Total people vaccinated
Age group	877	2,407	3,284
16-24 years	45	38	83
25-34 years	140	56	196
35-44 years	166	107	273
45-54 years	175	216	391
55-64 years	191	527	718
65-74 years	93	914	1,007
75-84 years	36	444	480
85+ years	31	105	136
Race	877	2,407	3,284
White	448	1,455	1,903
Black	305	581	886
American Indian/Alaskan	6	3	9
Other	90	138	228
Unknown	28	230	258
Other race includes Asian, native Hawaiian/Pacific Islander, or other.			
Ethnicity	877	2,407	3,284
Hispanic	66	65	131
Non-Hispanic	677	1,453	2,130
Unknown	134	889	1,023
Gender	877	2,407	3,284
Female	254	1,352	1,606
Male	623	1,055	1,678
Unknown	0	0	0



# COVID-19: Hardee County vaccine summary

Vaccination data through May 5, 2021 as of May 6, 2021 at 12:18 AM

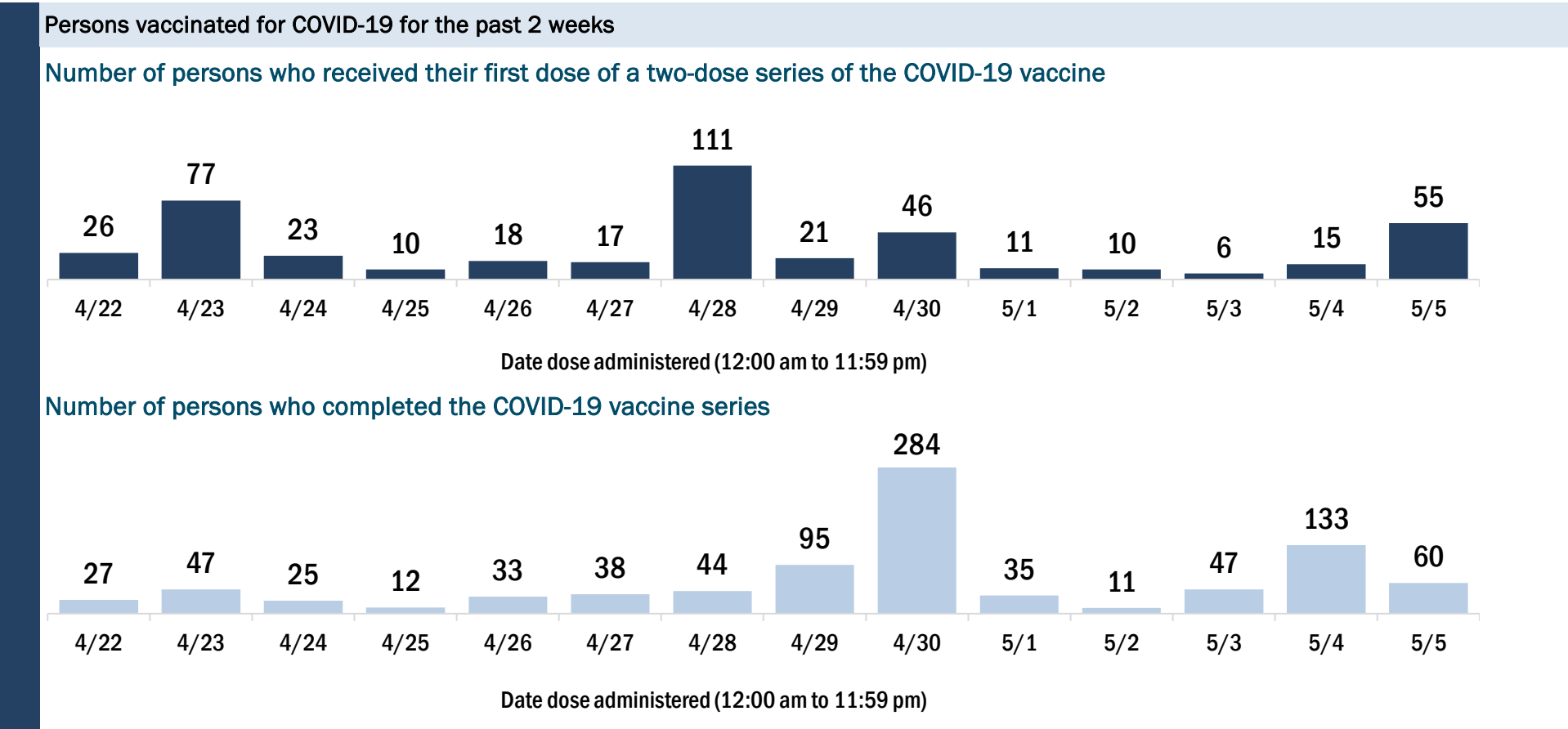
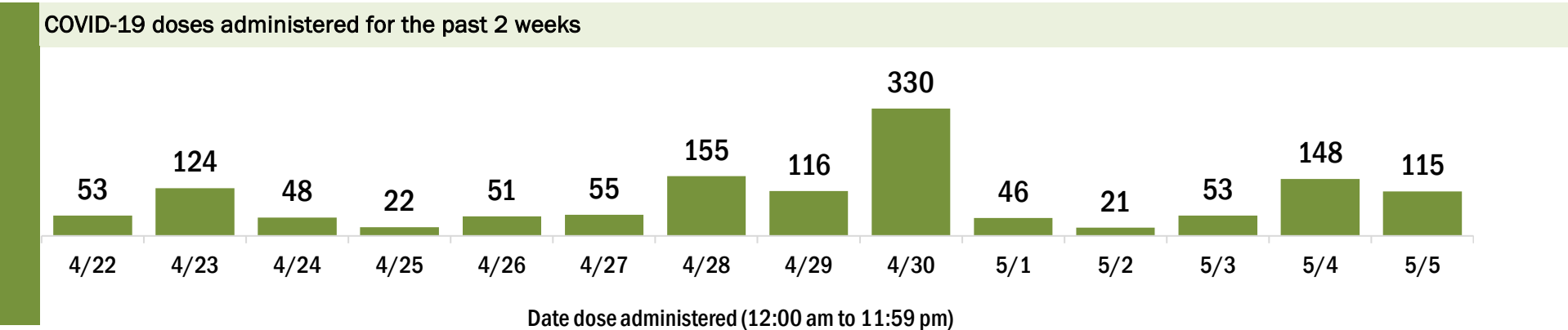
Data in this report are provisional and subject to change.

Data in this summary pertain to COVID-19 vaccines approved by the U.S. Food and Drug Administration and have been issued an Emergency Use Authorization (Janssen COVID-19 Vaccine, Moderna COVID-19 Vaccine and Pfizer-BioNTech COVID-19 Vaccine). These data summarize the number of people who have received either their first dose or have completed the series for a COVID-19 vaccine. **A person can only be counted in one category, first dose or series complete.** For persons receiving Moderna or Pfizer vaccines, once they receive their second dose, they are moved from the first dose column to the series completed column. **Because of this, the total first dose category may show a change from report to report not matching the total receiving their first dose from the previous day.** Persons receiving Johnson & Johnson vaccines will always be counted in the series completed column.

COVID-19 doses for vaccinated persons in Florida	
Doses administered	11,014
People receiving one dose of a 1-dose series (Johnson & Johnson) or receiving only one dose of a 2-dose series (Moderna, Pfizer) count once. Persons receiving both doses of a 2-dose series count twice.	

Current status of persons vaccinated for COVID-19 in Florida	
Total people vaccinated	6,768
First dose	2,188
Series completed	4,580
Completed 1-dose series	334
Completed 2-dose series	4,246
First dose: current number of people who have only received their first dose of the Moderna or Pfizer vaccine.	
Series complete: current number of people who have received both Moderna or Pfizer vaccine doses or one Johnson & Johnson dose and are considered fully immunized.	

Demographic summary	First dose	Series complete	Total people vaccinated
Age group	2,188	4,580	6,768
16-24 years	171	145	316
25-34 years	301	238	539
35-44 years	399	248	647
45-54 years	464	457	921
55-64 years	460	801	1,261
65-74 years	253	1,443	1,696
75-84 years	112	973	1,085
85+ years	28	275	303
Race	2,188	4,580	6,768
White	1,514	3,723	5,237
Black	332	189	521
American Indian/Alaskan	4	26	30
Other	245	444	689
Unknown	93	198	291
Other race includes Asian, native Hawaiian/Pacific Islander, or other.			
Ethnicity	2,188	4,580	6,768
Hispanic	782	787	1,569
Non-Hispanic	1,067	3,279	4,346
Unknown	339	514	853
Gender	2,188	4,580	6,768
Female	747	2,388	3,135
Male	1,438	2,191	3,629
Unknown	3	1	4



# COVID-19: Hendry County vaccine summary

Vaccination data through May 5, 2021 as of May 6, 2021 at 12:18 AM

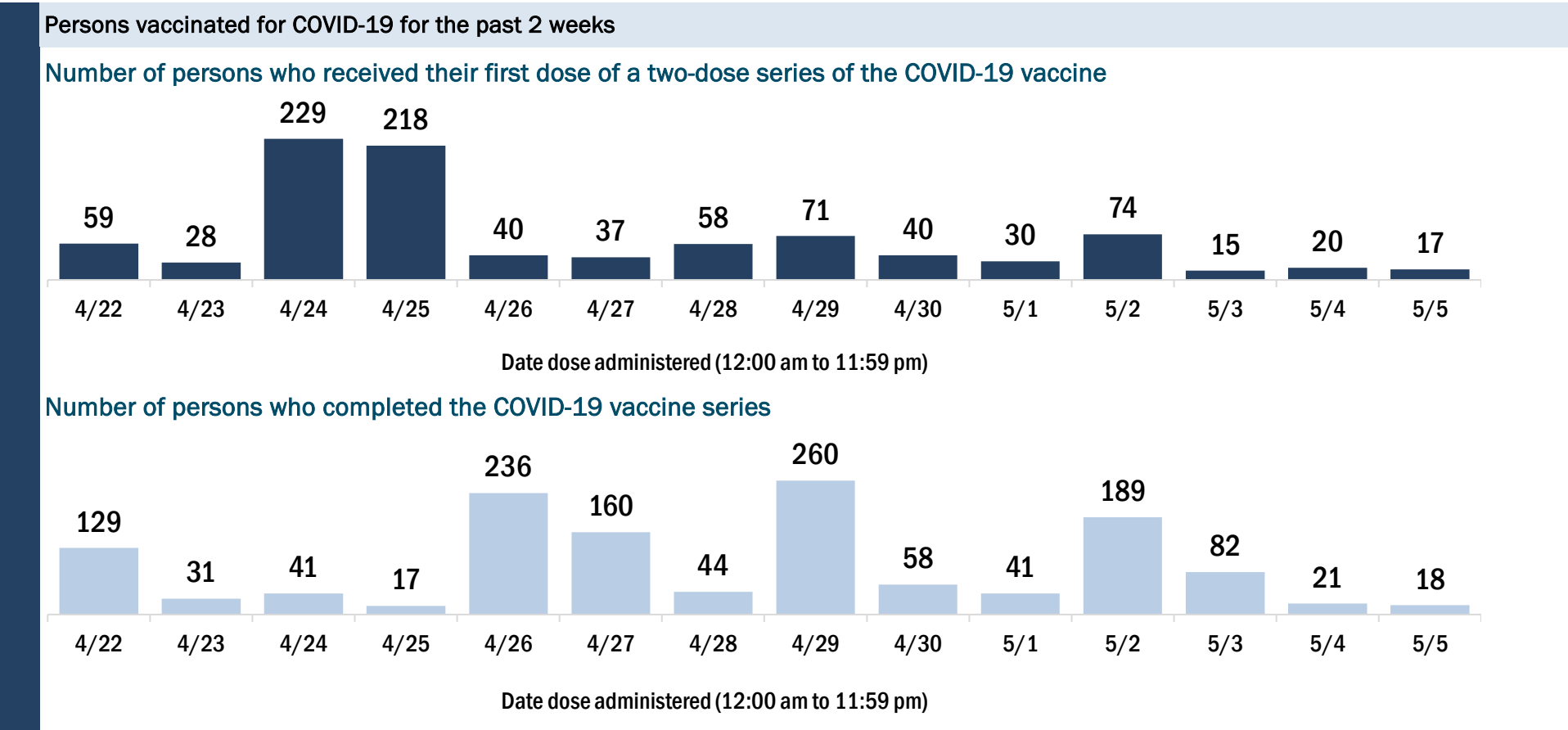
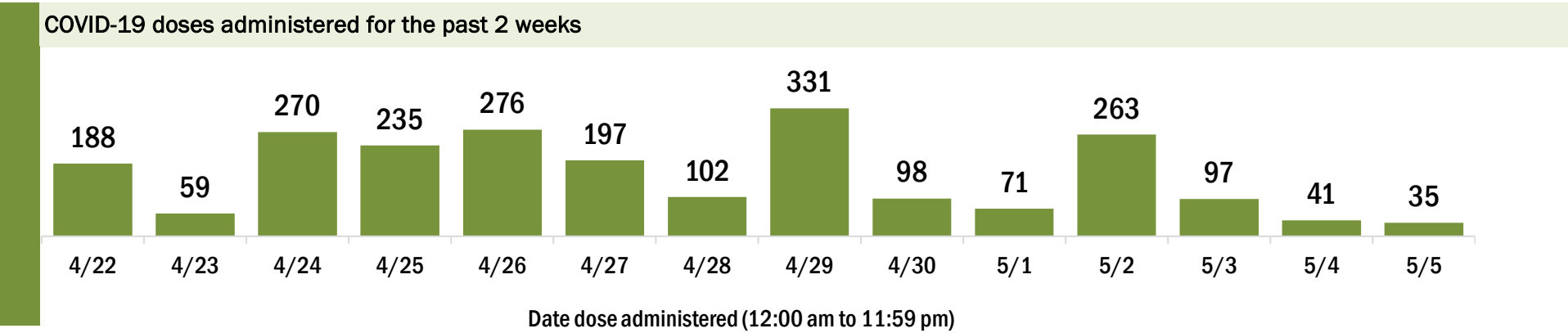
Data in this report are provisional and subject to change.

Data in this summary pertain to COVID-19 vaccines approved by the U.S. Food and Drug Administration and have been issued an Emergency Use Authorization (Janssen COVID-19 Vaccine, Moderna COVID-19 Vaccine and Pfizer-BioNTech COVID-19 Vaccine). These data summarize the number of people who have received either their first dose or have completed the series for a COVID-19 vaccine. **A person can only be counted in one category, first dose or series complete.** For persons receiving Moderna or Pfizer vaccines, once they receive their second dose, they are moved from the first dose column to the series completed column. **Because of this, the total first dose category may show a change from report to report not matching the total receiving their first dose from the previous day.** Persons receiving Johnson & Johnson vaccines will always be counted in the series completed column.

COVID-19 doses for vaccinated persons in Florida	
Doses administered	18,823
People receiving one dose of a 1-dose series (Johnson & Johnson) or receiving only one dose of a 2-dose series (Moderna, Pfizer) count once. Persons receiving both doses of a 2-dose series count twice.	

Current status of persons vaccinated for COVID-19 in Florida	
Total people vaccinated	11,781
First dose	3,514
Series completed	8,267
Completed 1-dose series	1,225
Completed 2-dose series	7,042
<b>First dose:</b> current number of people who have only received their first dose of the Moderna or Pfizer vaccine.	
<b>Series complete:</b> current number of people who have received both Moderna or Pfizer vaccine doses or one Johnson & Johnson dose and are considered fully immunized.	

Demographic summary	First dose	Series complete	Total people vaccinated
Age group	3,514	8,267	11,781
16-24 years	512	301	813
25-34 years	655	564	1,219
35-44 years	647	645	1,292
45-54 years	605	1,182	1,787
55-64 years	620	1,810	2,430
65-74 years	283	2,275	2,558
75-84 years	134	1,167	1,301
85+ years	58	323	381
Race	3,514	8,267	11,781
White	2,602	5,631	8,233
Black	177	555	732
American Indian/Alaskan	2	26	28
Other	432	1,276	1,708
Unknown	301	779	1,080
Other race includes Asian, native Hawaiian/Pacific Islander, or other.			
Ethnicity	3,514	8,267	11,781
Hispanic	1,963	2,604	4,567
Non-Hispanic	773	3,289	4,062
Unknown	778	2,374	3,152
Gender	3,514	8,267	11,781
Female	1,351	4,134	5,485
Male	2,161	4,131	6,292
Unknown	2	2	4



# COVID-19: Hernando County vaccine summary

Vaccination data through May 5, 2021 as of May 6, 2021 at 12:18 AM

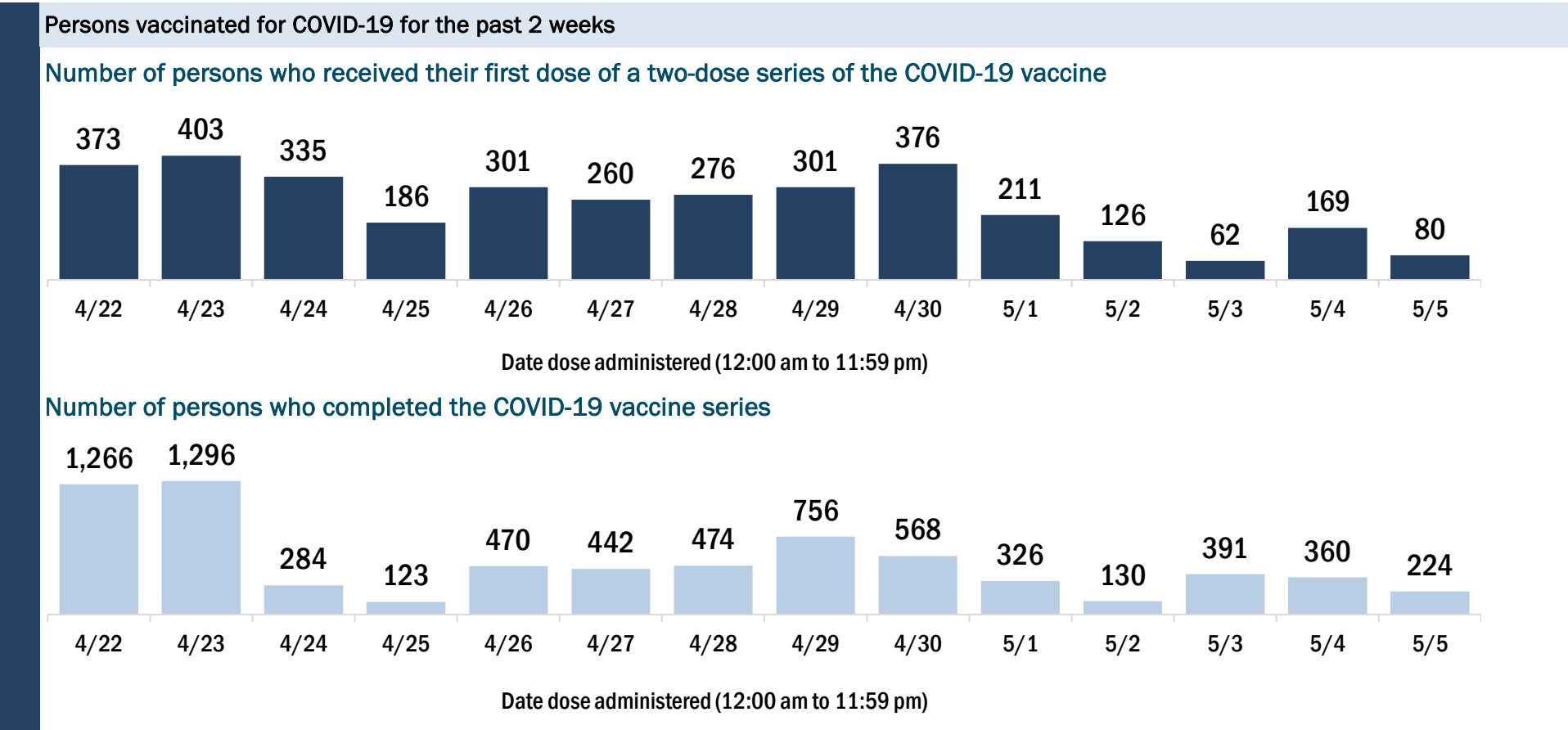
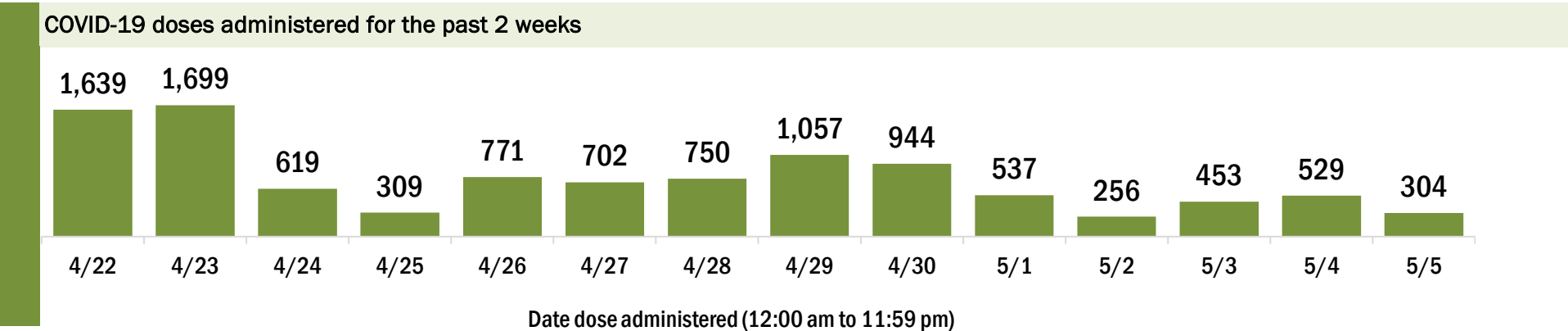
Data in this report are provisional and subject to change.

Data in this summary pertain to COVID-19 vaccines approved by the U.S. Food and Drug Administration and have been issued an Emergency Use Authorization (Janssen COVID-19 Vaccine, Moderna COVID-19 Vaccine and Pfizer-BioNTech COVID-19 Vaccine). These data summarize the number of people who have received either their first dose or have completed the series for a COVID-19 vaccine. **A person can only be counted in one category, first dose or series complete.** For persons receiving Moderna or Pfizer vaccines, once they receive their second dose, they are moved from the first dose column to the series completed column. **Because of this, the total first dose category may show a change from report to report not matching the total receiving their first dose from the previous day.** Persons receiving Johnson & Johnson vaccines will always be counted in the series completed column.

COVID-19 doses for vaccinated persons in Florida	
Doses administered	116,016
People receiving one dose of a 1-dose series (Johnson & Johnson) or receiving only one dose of a 2-dose series (Moderna, Pfizer) count once. Persons receiving both doses of a 2-dose series count twice.	

Current status of persons vaccinated for COVID-19 in Florida	
Total people vaccinated	68,880
First dose	16,622
Series completed	52,258
Completed 1-dose series	5,122
Completed 2-dose series	47,136
<b>First dose:</b> current number of people who have only received their first dose of the Moderna or Pfizer vaccine.	
<b>Series complete:</b> current number of people who have received both Moderna or Pfizer vaccine doses or one Johnson & Johnson dose and are considered fully immunized.	

Demographic summary	First dose	Series complete	Total people vaccinated
Age group	16,622	52,258	68,880
16-24 years	1,534	912	2,446
25-34 years	1,715	1,500	3,215
35-44 years	2,055	2,506	4,561
45-54 years	2,534	5,035	7,569
55-64 years	3,351	10,202	13,553
65-74 years	2,854	17,354	20,208
75-84 years	1,825	11,244	13,069
85+ years	754	3,505	4,259
Race	16,622	52,258	68,880
White	11,336	37,767	49,103
Black	576	1,351	1,927
American Indian/Alaskan	85	160	245
Other	1,370	3,650	5,020
Unknown	3,255	9,330	12,585
Other race includes Asian, native Hawaiian/Pacific Islander, or other.			
Ethnicity	16,622	52,258	68,880
Hispanic	1,535	2,681	4,216
Non-Hispanic	8,264	29,538	37,802
Unknown	6,823	20,039	26,862
Gender	16,622	52,258	68,880
Female	9,181	30,087	39,268
Male	7,425	22,137	29,562
Unknown	16	34	50





# COVID-19: Highlands County vaccine summary

Vaccination data through May 5, 2021 as of May 6, 2021 at 12:18 AM

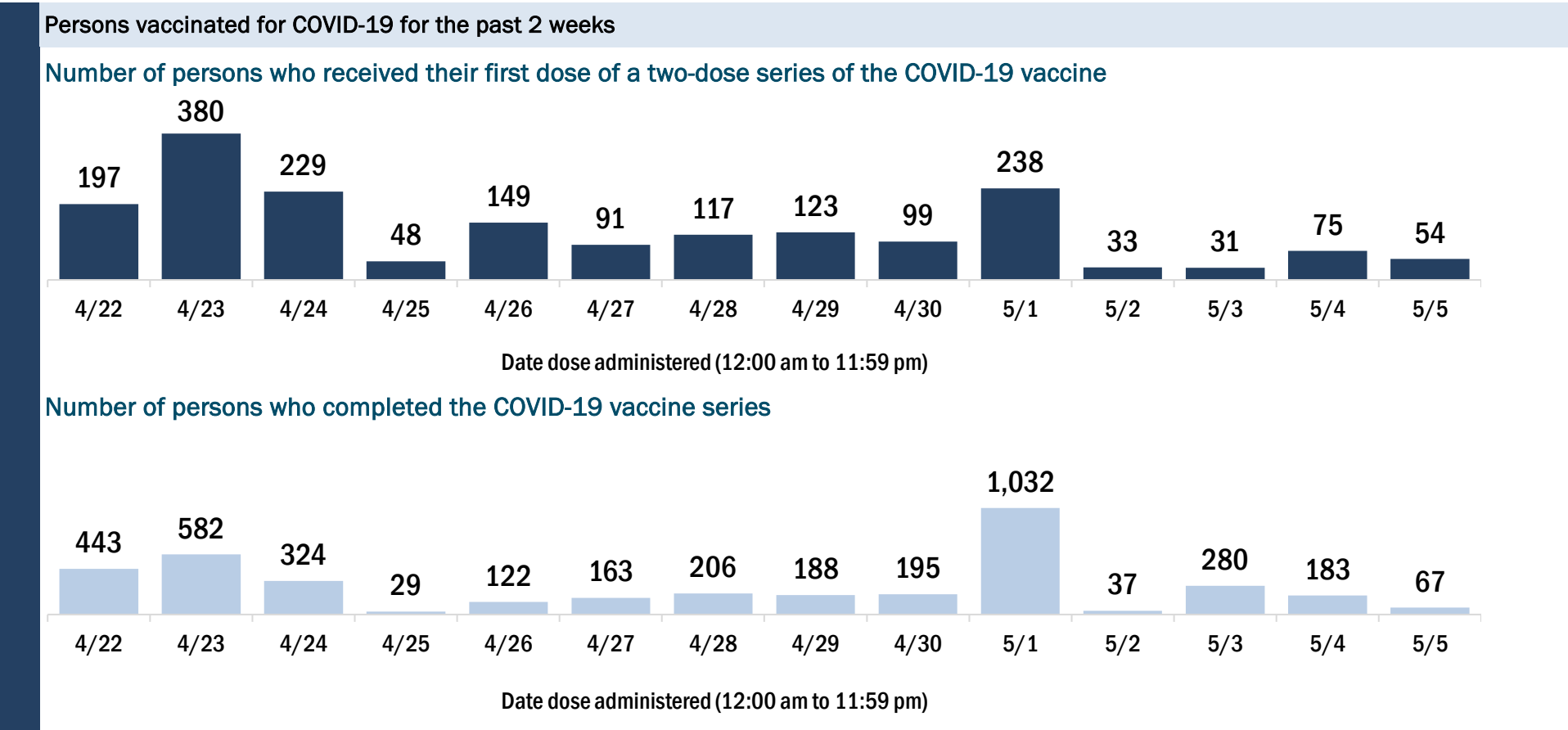
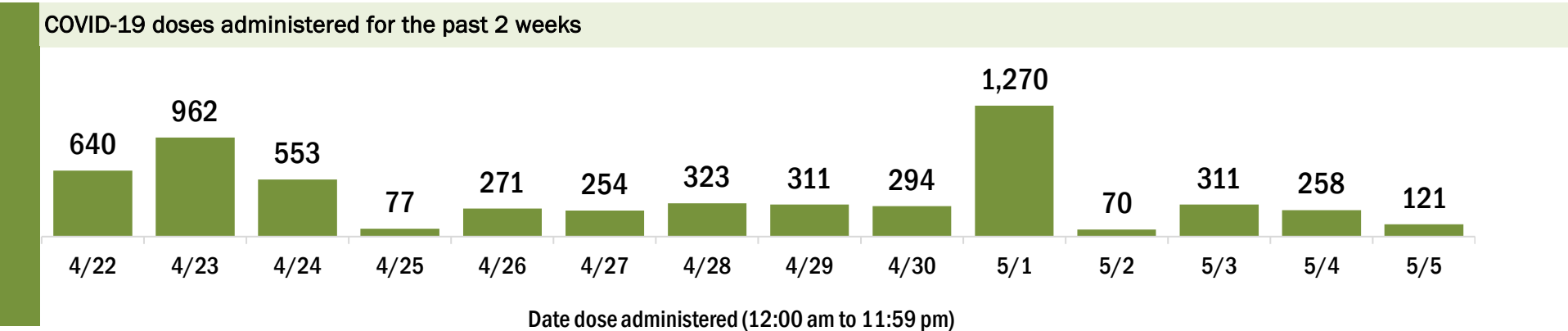
Data in this report are provisional and subject to change.

Data in this summary pertain to COVID-19 vaccines approved by the U.S. Food and Drug Administration and have been issued an Emergency Use Authorization (Janssen COVID-19 Vaccine, Moderna COVID-19 Vaccine and Pfizer-BioNTech COVID-19 Vaccine). These data summarize the number of people who have received either their first dose or have completed the series for a COVID-19 vaccine. **A person can only be counted in one category, first dose or series complete.** For persons receiving Moderna or Pfizer vaccines, once they receive their second dose, they are moved from the first dose column to the series completed column. **Because of this, the total first dose category may show a change from report to report not matching the total receiving their first dose from the previous day.** Persons receiving Johnson & Johnson vaccines will always be counted in the series completed column.

COVID-19 doses for vaccinated persons in Florida	
Doses administered	71,052
People receiving one dose of a 1-dose series (Johnson & Johnson) or receiving only one dose of a 2-dose series (Moderna, Pfizer) count once. Persons receiving both doses of a 2-dose series count twice.	

Current status of persons vaccinated for COVID-19 in Florida	
Total people vaccinated	42,562
First dose	13,106
Series completed	29,456
Completed 1-dose series	966
Completed 2-dose series	28,490
First dose: current number of people who have only received their first dose of the Moderna or Pfizer vaccine.	
Series complete: current number of people who have received both Moderna or Pfizer vaccine doses or one Johnson & Johnson dose and are considered fully immunized.	

Demographic summary	First dose	Series complete	Total people vaccinated
Age group	13,106	29,456	42,562
16-24 years	603	311	914
25-34 years	667	629	1,296
35-44 years	864	904	1,768
45-54 years	1,221	1,803	3,024
55-64 years	2,315	4,738	7,053
65-74 years	3,678	10,570	14,248
75-84 years	2,839	8,220	11,059
85+ years	919	2,281	3,200
Race	13,106	29,456	42,562
White	10,010	24,221	34,231
Black	682	1,009	1,691
American Indian/Alaskan	147	202	349
Other	940	1,833	2,773
Unknown	1,327	2,191	3,518
Other race includes Asian, native Hawaiian/Pacific Islander, or other.			
Ethnicity	13,106	29,456	42,562
Hispanic	1,729	2,068	3,797
Non-Hispanic	8,021	21,836	29,857
Unknown	3,356	5,552	8,908
Gender	13,106	29,456	42,562
Female	6,925	16,025	22,950
Male	6,152	13,414	19,566
Unknown	29	17	46



# COVID-19: Hillsborough County vaccine summary

Vaccination data through May 5, 2021 as of May 6, 2021 at 12:18 AM

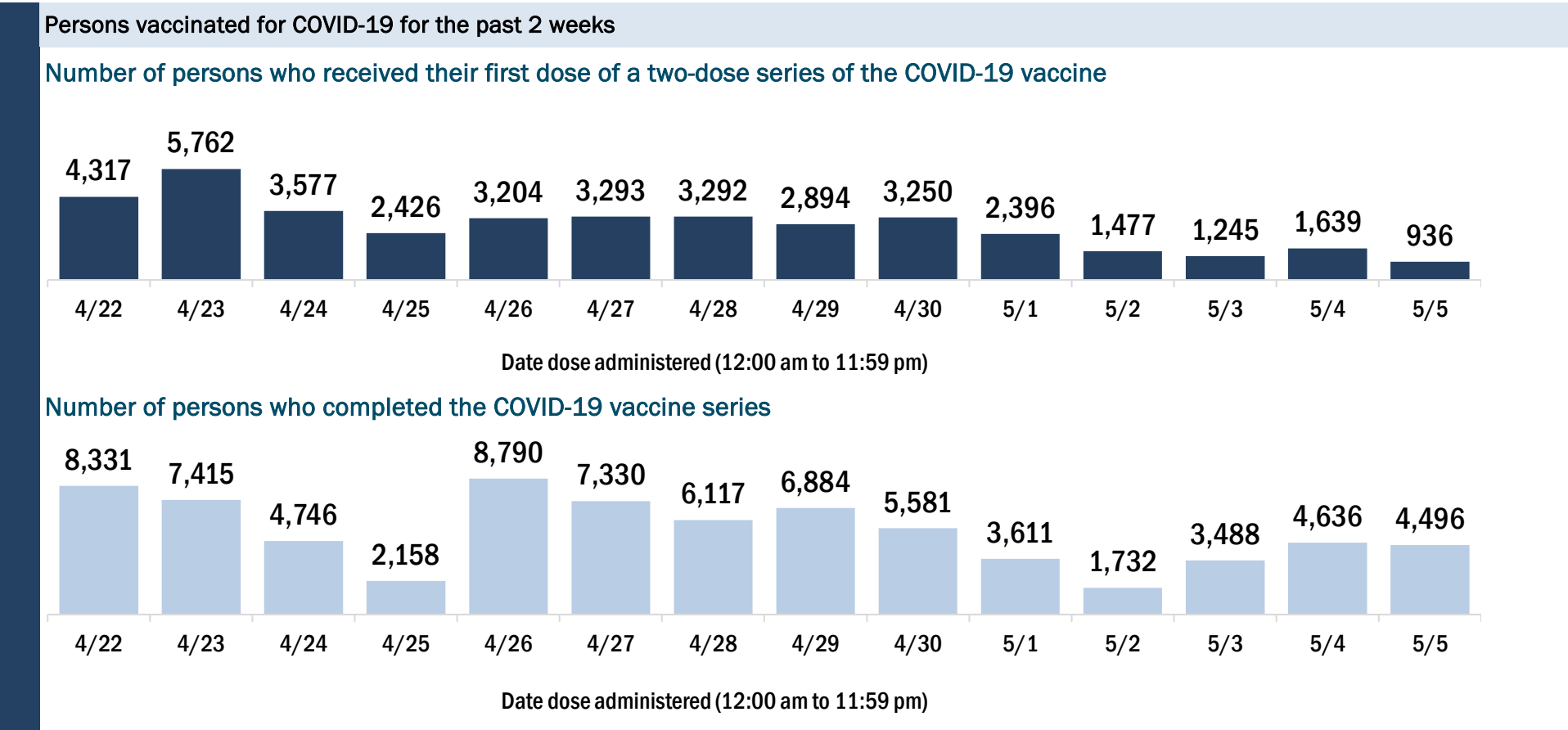
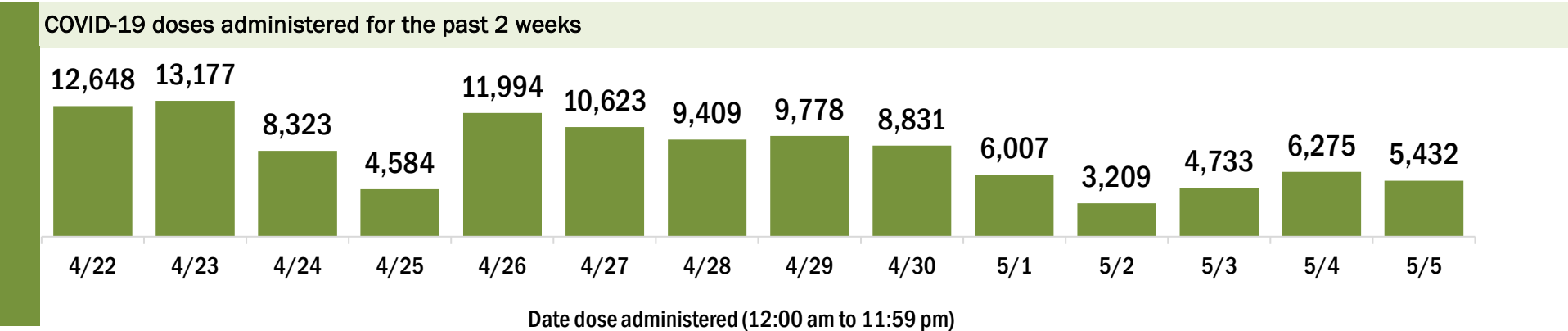
Data in this report are provisional and subject to change.

Data in this summary pertain to COVID-19 vaccines approved by the U.S. Food and Drug Administration and have been issued an Emergency Use Authorization (Janssen COVID-19 Vaccine, Moderna COVID-19 Vaccine and Pfizer-BioNTech COVID-19 Vaccine). These data summarize the number of people who have received either their first dose or have completed the series for a COVID-19 vaccine. **A person can only be counted in one category, first dose or series complete.** For persons receiving Moderna or Pfizer vaccines, once they receive their second dose, they are moved from the first dose column to the series completed column. **Because of this, the total first dose category may show a change from report to report not matching the total receiving their first dose from the previous day.** Persons receiving Johnson & Johnson vaccines will always be counted in the series completed column.

COVID-19 doses for vaccinated persons in Florida	
Doses administered	902,650
People receiving one dose of a 1-dose series (Johnson & Johnson) or receiving only one dose of a 2-dose series (Moderna, Pfizer) count once. Persons receiving both doses of a 2-dose series count twice.	

Current status of persons vaccinated for COVID-19 in Florida	
Total people vaccinated	561,509
First dose	167,636
Series completed	393,873
Completed 1-dose series	52,732
Completed 2-dose series	341,141
First dose: current number of people who have only received their first dose of the Moderna or Pfizer vaccine.	
Series complete: current number of people who have received both Moderna or Pfizer vaccine doses or one Johnson & Johnson dose and are considered fully immunized.	

Demographic summary	First dose	Series complete	Total people vaccinated
Age group	167,636	393,873	561,509
16-24 years	20,975	23,181	44,156
25-34 years	25,271	40,356	65,627
35-44 years	25,043	53,672	78,715
45-54 years	22,915	69,360	92,275
55-64 years	22,451	85,756	108,207
65-74 years	30,309	72,737	103,046
75-84 years	15,586	36,028	51,614
85+ years	5,086	12,783	17,869
Race	167,636	393,873	561,509
White	100,880	257,695	358,575
Black	11,781	26,433	38,214
American Indian/Alaskan	733	1,035	1,768
Other	24,086	53,417	77,503
Unknown	30,156	55,293	85,449
Other race includes Asian, native Hawaiian/Pacific Islander, or other.			
Ethnicity	167,636	393,873	561,509
Hispanic	26,308	42,160	68,468
Non-Hispanic	79,976	228,871	308,847
Unknown	61,352	122,842	184,194
Gender	167,636	393,873	561,509
Female	87,794	220,902	308,696
Male	79,515	172,711	252,226
Unknown	327	260	587



# COVID-19: Holmes County vaccine summary

Vaccination data through May 5, 2021 as of May 6, 2021 at 12:18 AM

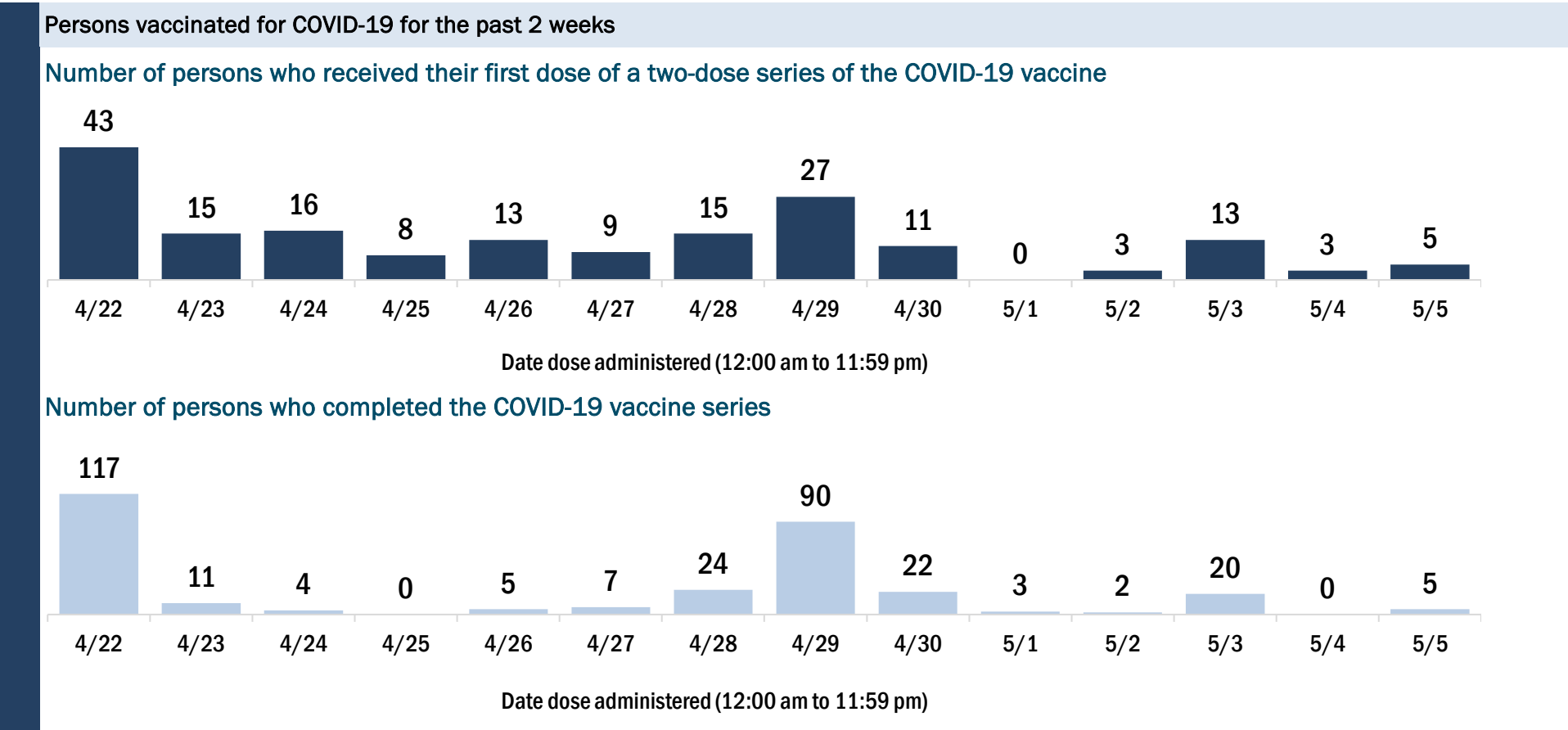
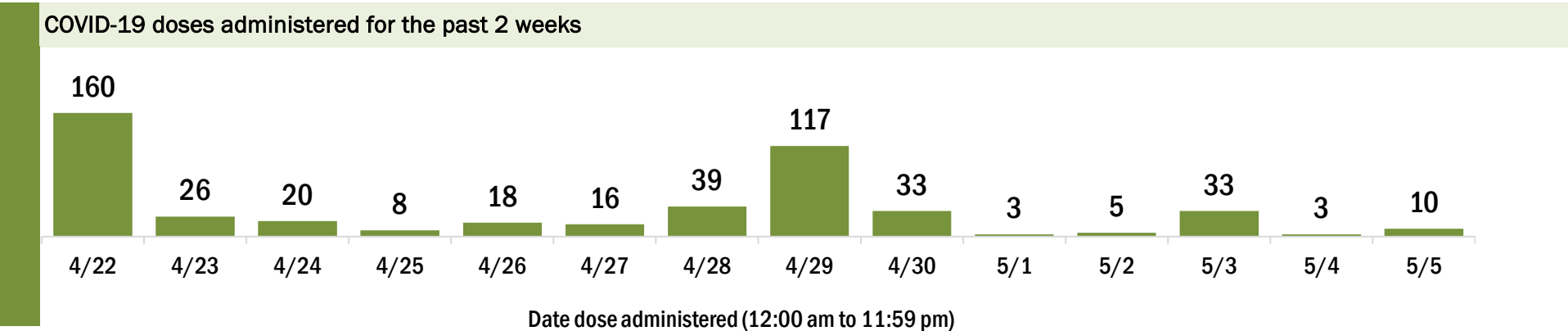
Data in this report are provisional and subject to change.

Data in this summary pertain to COVID-19 vaccines approved by the U.S. Food and Drug Administration and have been issued an Emergency Use Authorization (Janssen COVID-19 Vaccine, Moderna COVID-19 Vaccine and Pfizer-BioNTech COVID-19 Vaccine). These data summarize the number of people who have received either their first dose or have completed the series for a COVID-19 vaccine. **A person can only be counted in one category, first dose or series complete.** For persons receiving Moderna or Pfizer vaccines, once they receive their second dose, they are moved from the first dose column to the series completed column. **Because of this, the total first dose category may show a change from report to report not matching the total receiving their first dose from the previous day.** Persons receiving Johnson & Johnson vaccines will always be counted in the series completed column.

COVID-19 doses for vaccinated persons in Florida	
Doses administered	6,901
People receiving one dose of a 1-dose series (Johnson & Johnson) or receiving only one dose of a 2-dose series (Moderna, Pfizer) count once. Persons receiving both doses of a 2-dose series count twice.	

Current status of persons vaccinated for COVID-19 in Florida	
Total people vaccinated	4,177
First dose	1,120
Series completed	3,057
Completed 1-dose series	333
Completed 2-dose series	2,724
First dose: current number of people who have only received their first dose of the Moderna or Pfizer vaccine.	
Series complete: current number of people who have received both Moderna or Pfizer vaccine doses or one Johnson & Johnson dose and are considered fully immunized.	

Demographic summary	First dose	Series complete	Total people vaccinated
Age group	1,120	3,057	4,177
16-24 years	65	41	106
25-34 years	134	85	219
35-44 years	174	151	325
45-54 years	201	292	493
55-64 years	258	612	870
65-74 years	170	1,018	1,188
75-84 years	94	672	766
85+ years	24	186	210
Race	1,120	3,057	4,177
White	809	2,636	3,445
Black	183	100	283
American Indian/Alaskan	10	32	42
Other	71	174	245
Unknown	47	115	162
Other race includes Asian, native Hawaiian/Pacific Islander, or other.			
Ethnicity	1,120	3,057	4,177
Hispanic	55	28	83
Non-Hispanic	915	2,559	3,474
Unknown	150	470	620
Gender	1,120	3,057	4,177
Female	391	1,680	2,071
Male	729	1,377	2,106
Unknown	0	0	0



# COVID-19: Indian River County vaccine summary

Vaccination data through May 5, 2021 as of May 6, 2021 at 12:18 AM

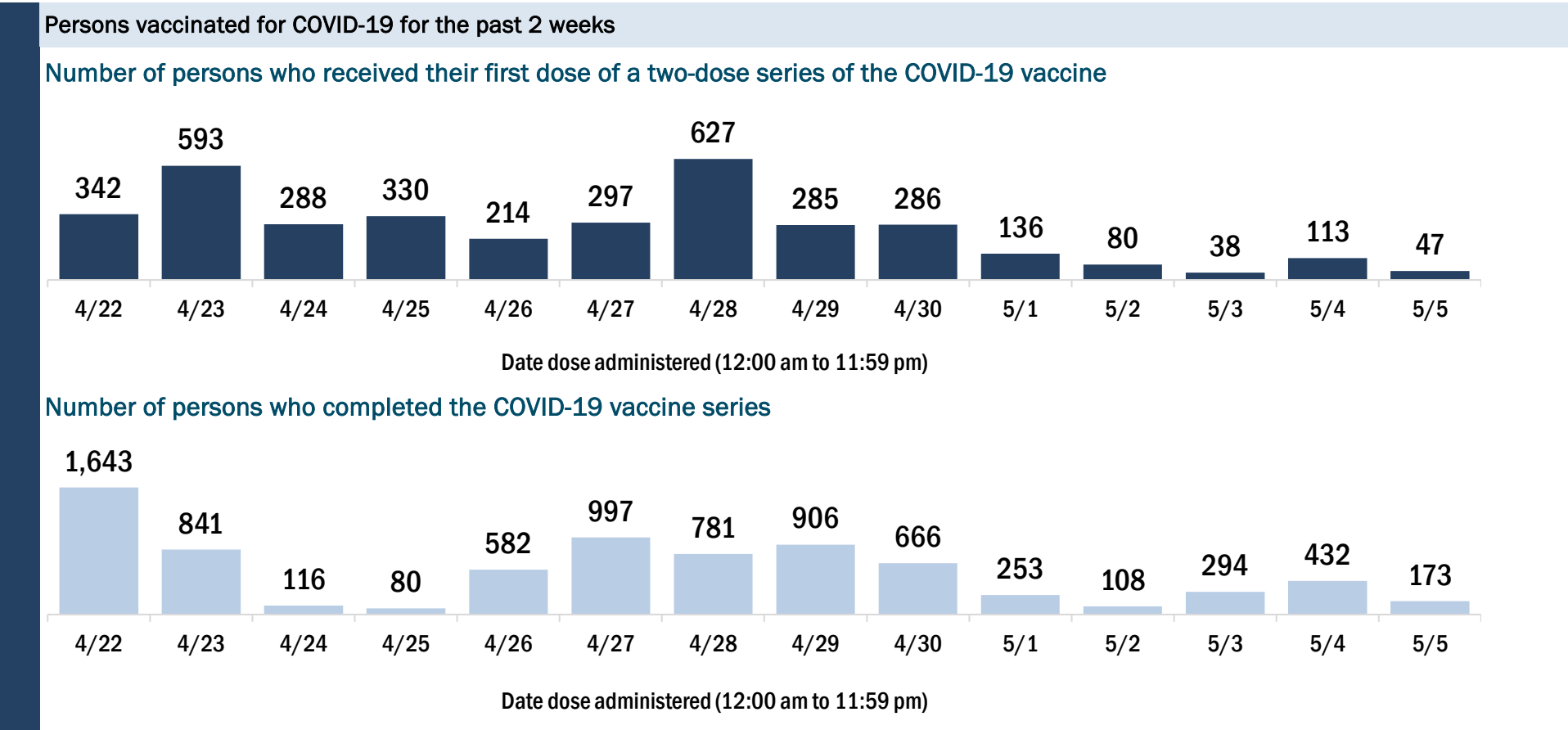
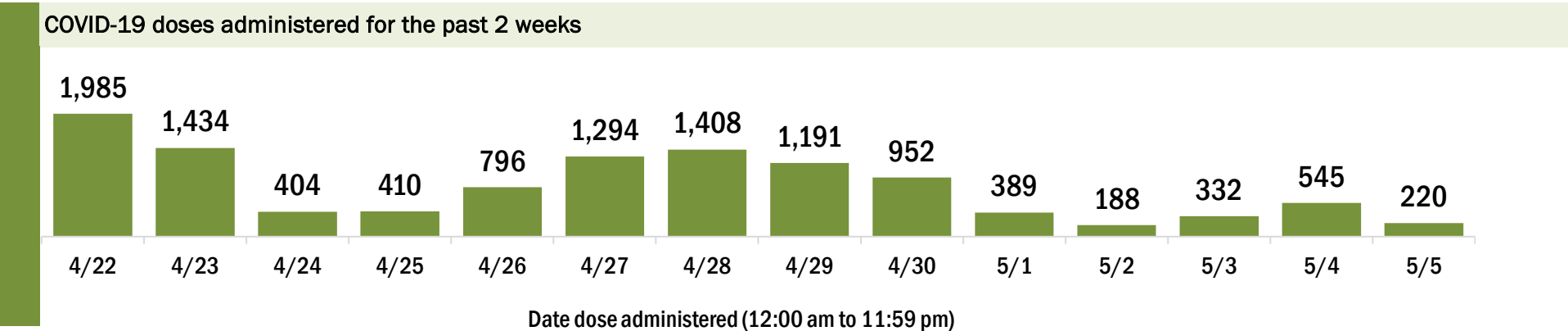
Data in this report are provisional and subject to change.

Data in this summary pertain to COVID-19 vaccines approved by the U.S. Food and Drug Administration and have been issued an Emergency Use Authorization (Janssen COVID-19 Vaccine, Moderna COVID-19 Vaccine and Pfizer-BioNTech COVID-19 Vaccine). These data summarize the number of people who have received either their first dose or have completed the series for a COVID-19 vaccine. **A person can only be counted in one category, first dose or series complete.** For persons receiving Moderna or Pfizer vaccines, once they receive their second dose, they are moved from the first dose column to the series completed column. **Because of this, the total first dose category may show a change from report to report not matching the total receiving their first dose from the previous day.** Persons receiving Johnson & Johnson vaccines will always be counted in the series completed column.

COVID-19 doses for vaccinated persons in Florida	
Doses administered	138,764
People receiving one dose of a 1-dose series (Johnson & Johnson) or receiving only one dose of a 2-dose series (Moderna, Pfizer) count once. Persons receiving both doses of a 2-dose series count twice.	

Current status of persons vaccinated for COVID-19 in Florida	
Total people vaccinated	82,262
First dose	23,454
Series completed	58,808
Completed 1-dose series	2,306
Completed 2-dose series	56,502
First dose: current number of people who have only received their first dose of the Moderna or Pfizer vaccine.	
Series complete: current number of people who have received both Moderna or Pfizer vaccine doses or one Johnson & Johnson dose and are considered fully immunized.	

Demographic summary	First dose	Series complete	Total people vaccinated
Age group	23,454	58,808	82,262
16-24 years	1,543	939	2,482
25-34 years	1,777	1,616	3,393
35-44 years	2,005	2,439	4,444
45-54 years	2,644	4,731	7,375
55-64 years	4,318	11,331	15,649
65-74 years	5,351	20,695	26,046
75-84 years	4,037	12,776	16,813
85+ years	1,779	4,281	6,060
Race	23,454	58,808	82,262
White	16,952	43,508	60,460
Black	1,207	1,802	3,009
American Indian/Alaskan	139	301	440
Other	1,739	4,008	5,747
Unknown	3,417	9,189	12,606
Other race includes Asian, native Hawaiian/Pacific Islander, or other.			
Ethnicity	23,454	58,808	82,262
Hispanic	2,312	2,369	4,681
Non-Hispanic	11,559	36,889	48,448
Unknown	9,583	19,550	29,133
Gender	23,454	58,808	82,262
Female	12,312	32,974	45,286
Male	11,114	25,798	36,912
Unknown	28	36	64





# COVID-19: Jackson County vaccine summary

Vaccination data through May 5, 2021 as of May 6, 2021 at 12:18 AM

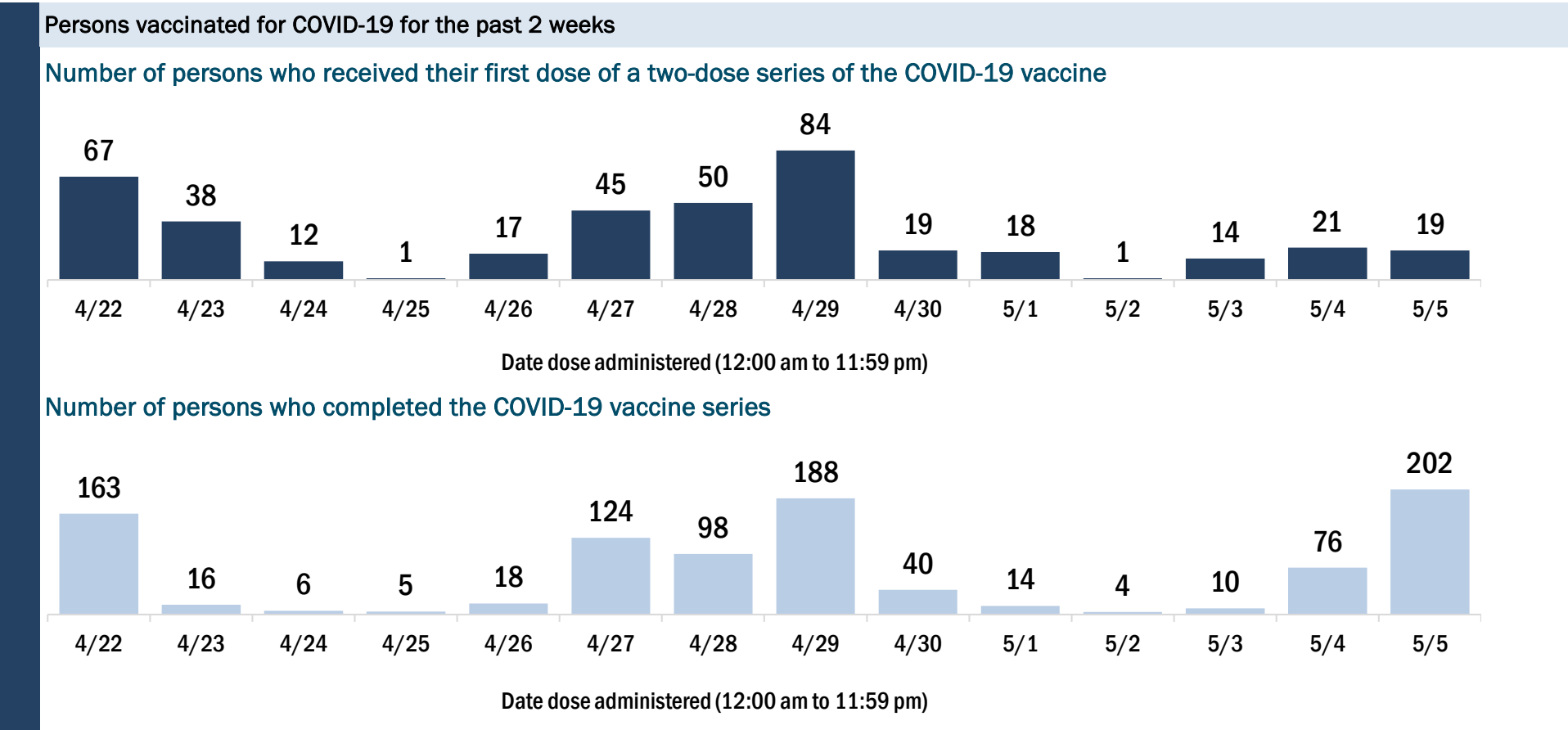
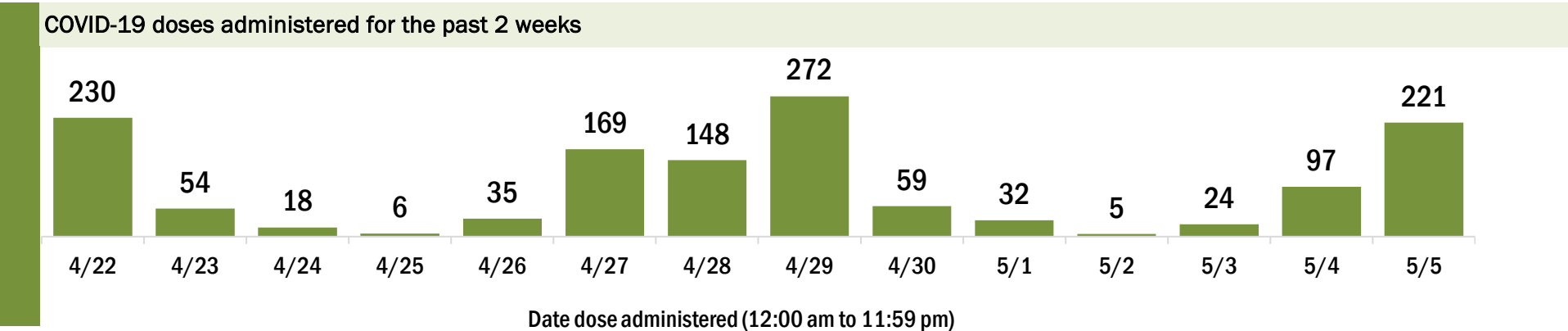
Data in this report are provisional and subject to change.

Data in this summary pertain to COVID-19 vaccines approved by the U.S. Food and Drug Administration and have been issued an Emergency Use Authorization (Janssen COVID-19 Vaccine, Moderna COVID-19 Vaccine and Pfizer-BioNTech COVID-19 Vaccine). These data summarize the number of people who have received either their first dose or have completed the series for a COVID-19 vaccine. **A person can only be counted in one category, first dose or series complete.** For persons receiving Moderna or Pfizer vaccines, once they receive their second dose, they are moved from the first dose column to the series completed column. **Because of this, the total first dose category may show a change from report to report not matching the total receiving their first dose from the previous day.** Persons receiving Johnson & Johnson vaccines will always be counted in the series completed column.

COVID-19 doses for vaccinated persons in Florida	
Doses administered	22,282
People receiving one dose of a 1-dose series (Johnson & Johnson) or receiving only one dose of a 2-dose series (Moderna, Pfizer) count once. Persons receiving both doses of a 2-dose series count twice.	

Current status of persons vaccinated for COVID-19 in Florida	
Total people vaccinated	13,436
First dose	3,754
Series completed	9,682
Completed 1-dose series	836
Completed 2-dose series	8,846
<b>First dose:</b> current number of people who have only received their first dose of the Moderna or Pfizer vaccine.	
<b>Series complete:</b> current number of people who have received both Moderna or Pfizer vaccine doses or one Johnson & Johnson dose and are considered fully immunized.	

Demographic summary	First dose	Series complete	Total people vaccinated
Age group	3,754	9,682	13,436
16-24 years	207	145	352
25-34 years	476	326	802
35-44 years	626	570	1,196
45-54 years	745	1,032	1,777
55-64 years	665	2,154	2,819
65-74 years	564	3,053	3,617
75-84 years	344	1,804	2,148
85+ years	127	598	725
Race	3,754	9,682	13,436
White	2,202	6,745	8,947
Black	1,040	1,969	3,009
American Indian/Alaskan	22	46	68
Other	192	426	618
Unknown	298	496	794
Other race includes Asian, native Hawaiian/Pacific Islander, or other.			
Ethnicity	3,754	9,682	13,436
Hispanic	219	163	382
Non-Hispanic	2,184	7,276	9,460
Unknown	1,351	2,243	3,594
Gender	3,754	9,682	13,436
Female	1,306	5,435	6,741
Male	2,447	4,247	6,694
Unknown	1	0	1



# COVID-19: Jefferson County vaccine summary

Vaccination data through May 5, 2021 as of May 6, 2021 at 12:18 AM

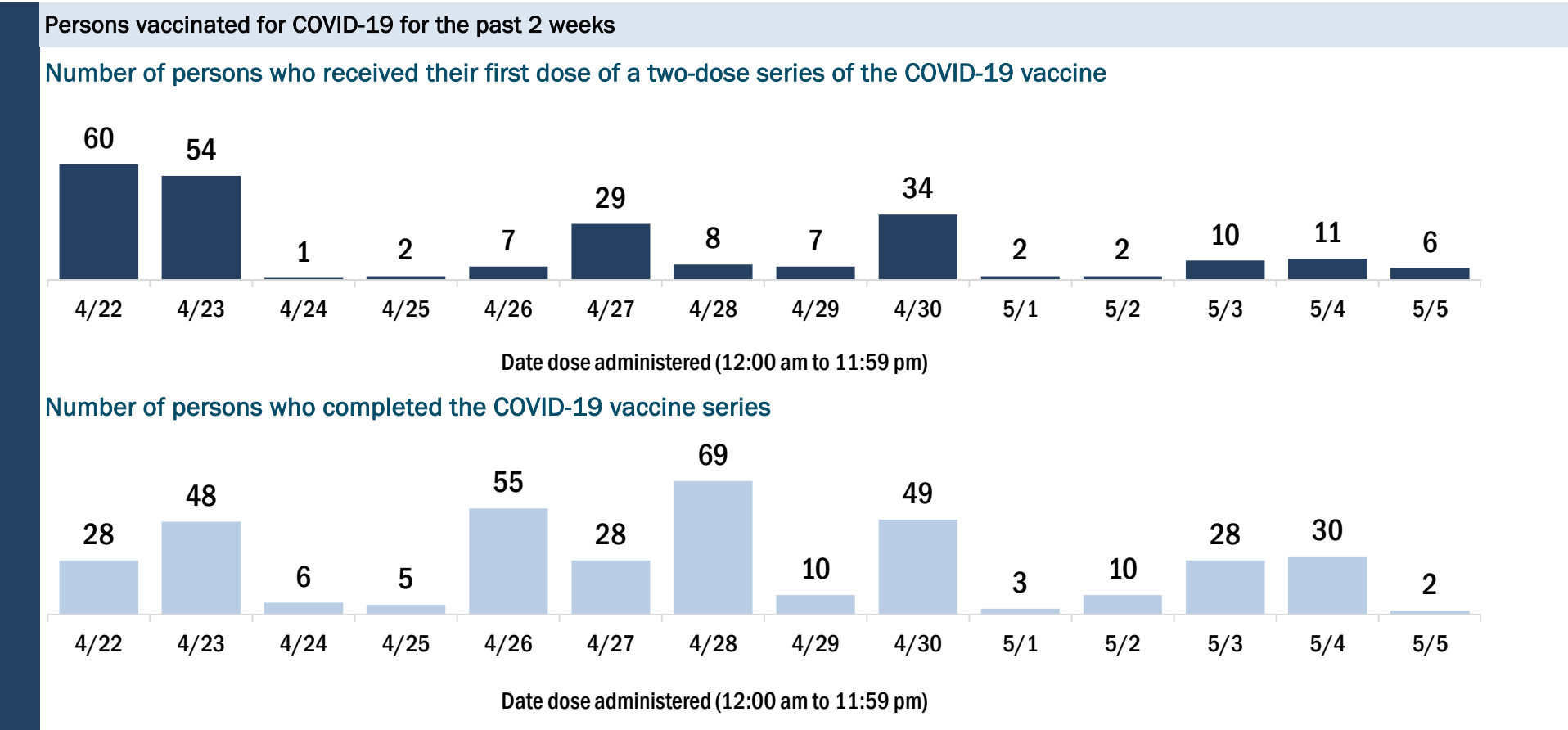
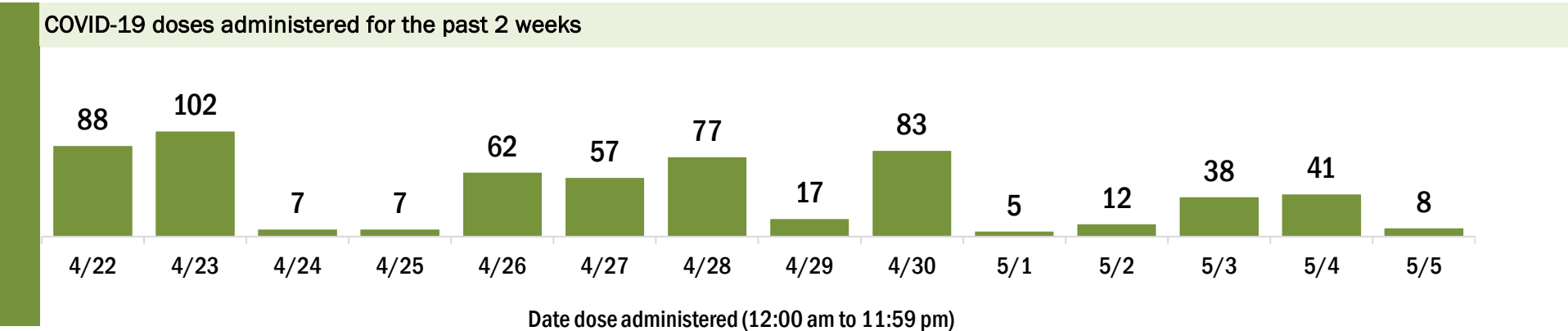
Data in this report are provisional and subject to change.

Data in this summary pertain to COVID-19 vaccines approved by the U.S. Food and Drug Administration and have been issued an Emergency Use Authorization (Janssen COVID-19 Vaccine, Moderna COVID-19 Vaccine and Pfizer-BioNTech COVID-19 Vaccine). These data summarize the number of people who have received either their first dose or have completed the series for a COVID-19 vaccine. **A person can only be counted in one category, first dose or series complete.** For persons receiving Moderna or Pfizer vaccines, once they receive their second dose, they are moved from the first dose column to the series completed column. **Because of this, the total first dose category may show a change from report to report not matching the total receiving their first dose from the previous day.** Persons receiving Johnson & Johnson vaccines will always be counted in the series completed column.

COVID-19 doses for vaccinated persons in Florida	
Doses administered	8,791
People receiving one dose of a 1-dose series (Johnson & Johnson) or receiving only one dose of a 2-dose series (Moderna, Pfizer) count once. Persons receiving both doses of a 2-dose series count twice.	

Current status of persons vaccinated for COVID-19 in Florida	
Total people vaccinated	5,092
First dose	1,115
Series completed	3,977
Completed 1-dose series	278
Completed 2-dose series	3,699
First dose: current number of people who have only received their first dose of the Moderna or Pfizer vaccine.	
Series complete: current number of people who have received both Moderna or Pfizer vaccine doses or one Johnson & Johnson dose and are considered fully immunized.	

Demographic summary	First dose	Series complete	Total people vaccinated
Age group	1,115	3,977	5,092
16-24 years	86	70	156
25-34 years	111	129	240
35-44 years	177	199	376
45-54 years	249	451	700
55-64 years	278	962	1,240
65-74 years	133	1,329	1,462
75-84 years	57	657	714
85+ years	24	180	204
Race	1,115	3,977	5,092
White	604	2,227	2,831
Black	350	914	1,264
American Indian/Alaskan	2	7	9
Other	97	557	654
Unknown	62	272	334
Other race includes Asian, native Hawaiian/Pacific Islander, or other.			
Ethnicity	1,115	3,977	5,092
Hispanic	31	83	114
Non-Hispanic	887	2,520	3,407
Unknown	197	1,374	1,571
Gender	1,115	3,977	5,092
Female	402	2,322	2,724
Male	713	1,655	2,368
Unknown	0	0	0



# COVID-19: Lafayette County vaccine summary

Vaccination data through May 5, 2021 as of May 6, 2021 at 12:18 AM

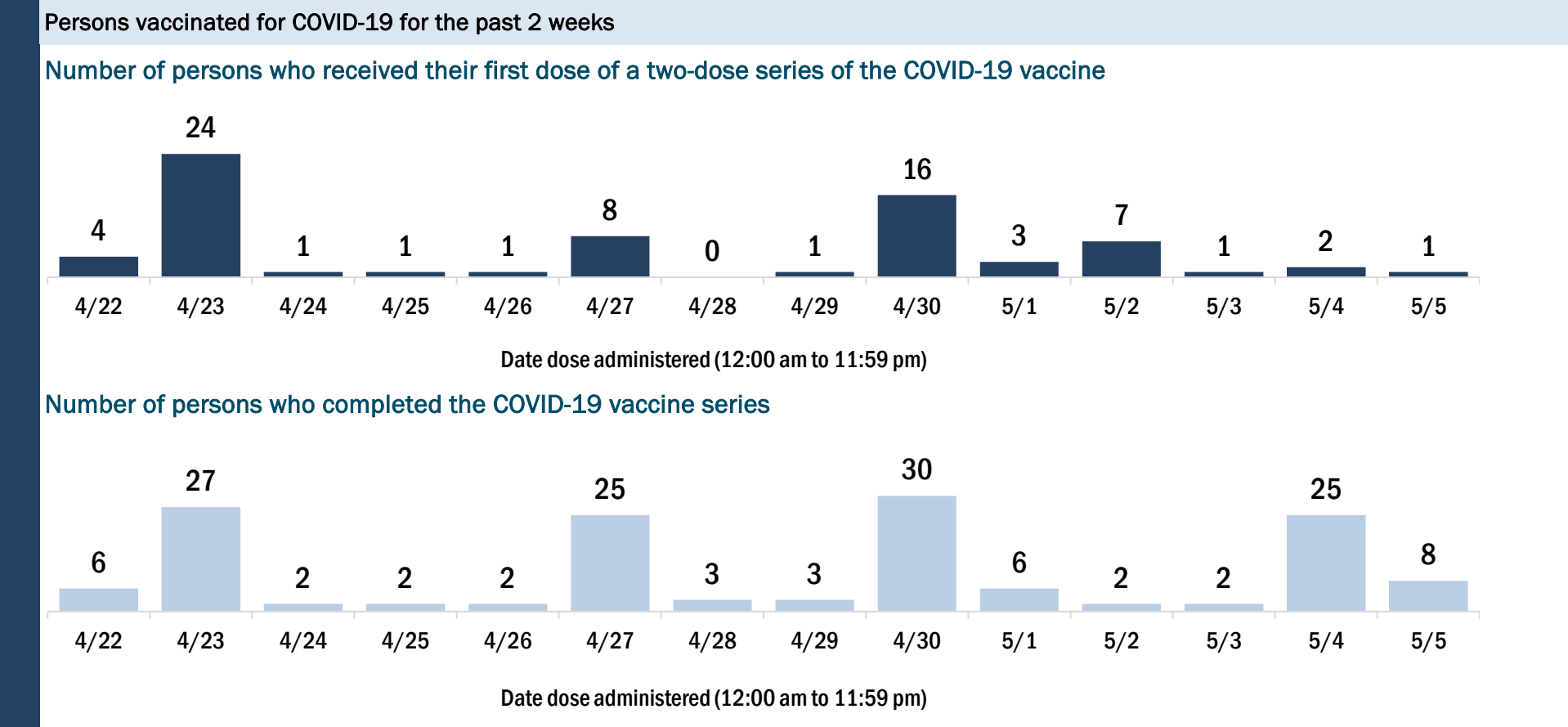
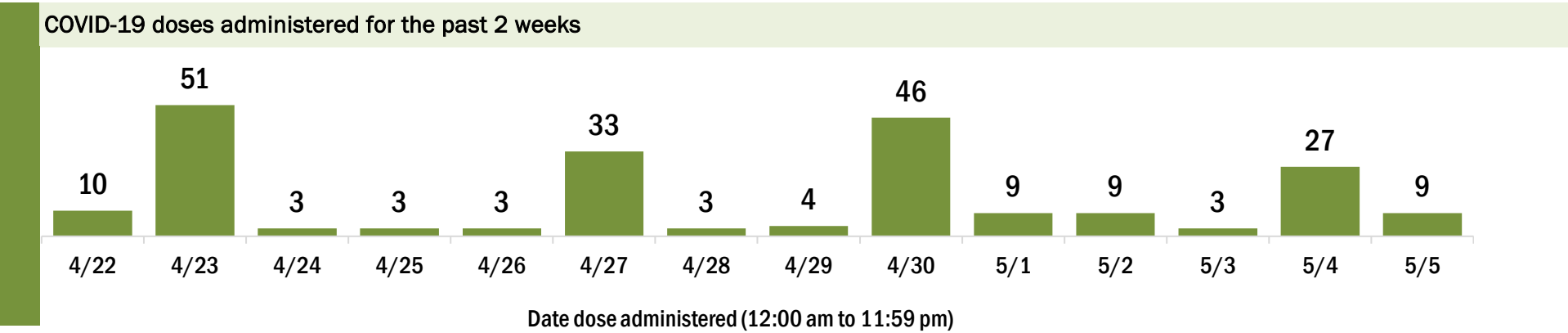
Data in this report are provisional and subject to change.

Data in this summary pertain to COVID-19 vaccines approved by the U.S. Food and Drug Administration and have been issued an Emergency Use Authorization (Janssen COVID-19 Vaccine, Moderna COVID-19 Vaccine and Pfizer-BioNTech COVID-19 Vaccine). These data summarize the number of people who have received either their first dose or have completed the series for a COVID-19 vaccine. **A person can only be counted in one category, first dose or series complete.** For persons receiving Moderna or Pfizer vaccines, once they receive their second dose, they are moved from the first dose column to the series completed column. **Because of this, the total first dose category may show a change from report to report not matching the total receiving their first dose from the previous day.** Persons receiving Johnson & Johnson vaccines will always be counted in the series completed column.

COVID-19 doses for vaccinated persons in Florida	
Doses administered	3,561
People receiving one dose of a 1-dose series (Johnson & Johnson) or receiving only one dose of a 2-dose series (Moderna, Pfizer) count once. Persons receiving both doses of a 2-dose series count twice.	

Current status of persons vaccinated for COVID-19 in Florida	
Total people vaccinated	2,136
First dose	670
Series completed	1,466
Completed 1-dose series	41
Completed 2-dose series	1,425
<b>First dose:</b> current number of people who have only received their first dose of the Moderna or Pfizer vaccine.	
<b>Series complete:</b> current number of people who have received both Moderna or Pfizer vaccine doses or one Johnson & Johnson dose and are considered fully immunized.	

Demographic summary	First dose	Series complete	Total people vaccinated
Age group	670	1,466	2,136
16-24 years	30	9	39
25-34 years	88	20	108
35-44 years	125	47	172
45-54 years	135	118	253
55-64 years	98	209	307
65-74 years	113	620	733
75-84 years	55	343	398
85+ years	26	100	126
Race	670	1,466	2,136
White	418	1,245	1,663
Black	144	50	194
American Indian/Alaskan	3	6	9
Other	49	84	133
Unknown	56	81	137
Other race includes Asian, native Hawaiian/Pacific Islander, or other.			
Ethnicity	670	1,466	2,136
Hispanic	52	60	112
Non-Hispanic	219	1,158	1,377
Unknown	399	248	647
Gender	670	1,466	2,136
Female	175	759	934
Male	494	707	1,201
Unknown	1	0	1



# COVID-19: Lake County vaccine summary

Vaccination data through May 5, 2021 as of May 6, 2021 at 12:18 AM

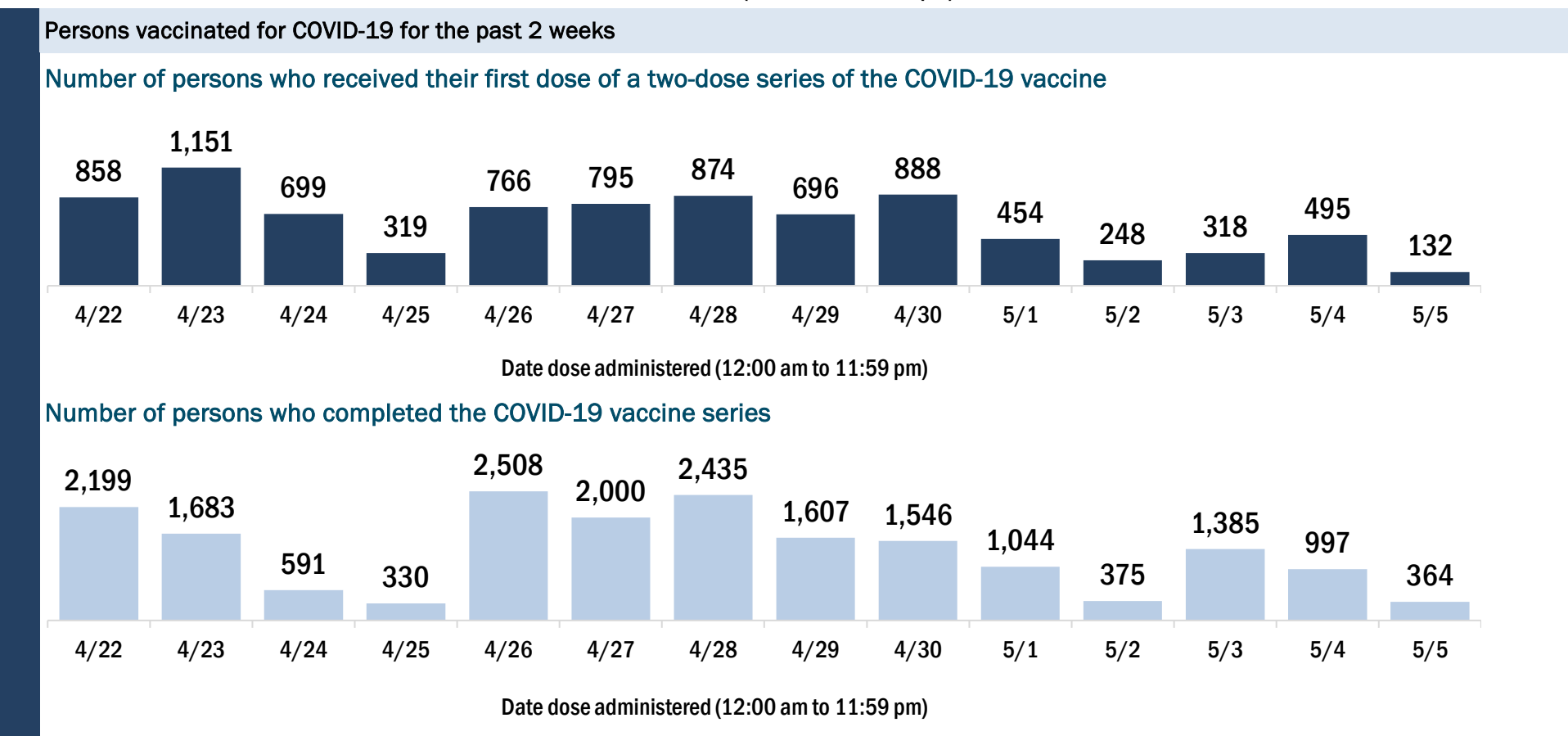
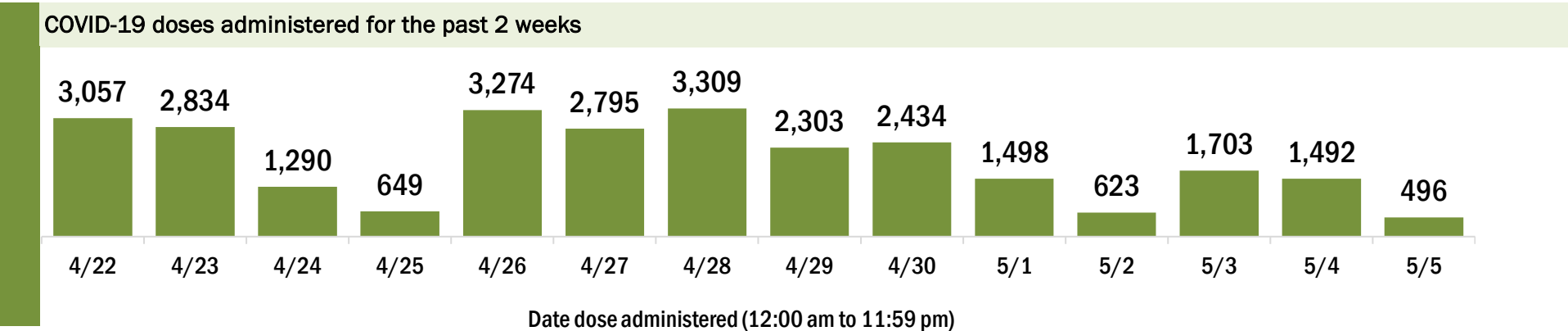
Data in this report are provisional and subject to change.

Data in this summary pertain to COVID-19 vaccines approved by the U.S. Food and Drug Administration and have been issued an Emergency Use Authorization (Janssen COVID-19 Vaccine, Moderna COVID-19 Vaccine and Pfizer-BioNTech COVID-19 Vaccine). These data summarize the number of people who have received either their first dose or have completed the series for a COVID-19 vaccine. **A person can only be counted in one category, first dose or series complete.** For persons receiving Moderna or Pfizer vaccines, once they receive their second dose, they are moved from the first dose column to the series completed column. **Because of this, the total first dose category may show a change from report to report not matching the total receiving their first dose from the previous day.** Persons receiving Johnson & Johnson vaccines will always be counted in the series completed column.

COVID-19 doses for vaccinated persons in Florida	
Doses administered	294,307
People receiving one dose of a 1-dose series (Johnson & Johnson) or receiving only one dose of a 2-dose series (Moderna, Pfizer) count once. Persons receiving both doses of a 2-dose series count twice.	

Current status of persons vaccinated for COVID-19 in Florida	
Total people vaccinated	168,206
First dose	35,039
Series completed	133,167
Completed 1-dose series	7,066
Completed 2-dose series	126,101
First dose: current number of people who have only received their first dose of the Moderna or Pfizer vaccine.	
Series complete: current number of people who have received both Moderna or Pfizer vaccine doses or one Johnson & Johnson dose and are considered fully immunized.	

Demographic summary		First dose	Series complete	Total people vaccinated
Age group		35,039	133,167	168,206
16-24 years		3,693	4,151	7,844
25-34 years		4,327	5,674	10,001
35-44 years		4,706	8,704	13,410
45-54 years		5,144	13,465	18,609
55-64 years		6,360	23,834	30,194
65-74 years		5,450	41,017	46,467
75-84 years		3,818	28,120	31,938
85+ years		1,541	8,202	9,743
Race		35,039	133,167	168,206
White		21,657	98,991	120,648
Black		2,399	6,773	9,172
American Indian/Alaskan		210	716	926
Other		3,928	11,777	15,705
Unknown		6,845	14,910	21,755
Other race includes Asian, native Hawaiian/Pacific Islander, or other.				
Ethnicity		35,039	133,167	168,206
Hispanic		4,640	9,685	14,325
Non-Hispanic		15,667	78,076	93,743
Unknown		14,732	45,406	60,138
Gender		35,039	133,167	168,206
Female		18,685	74,815	93,500
Male		16,224	58,238	74,462
Unknown		130	114	244





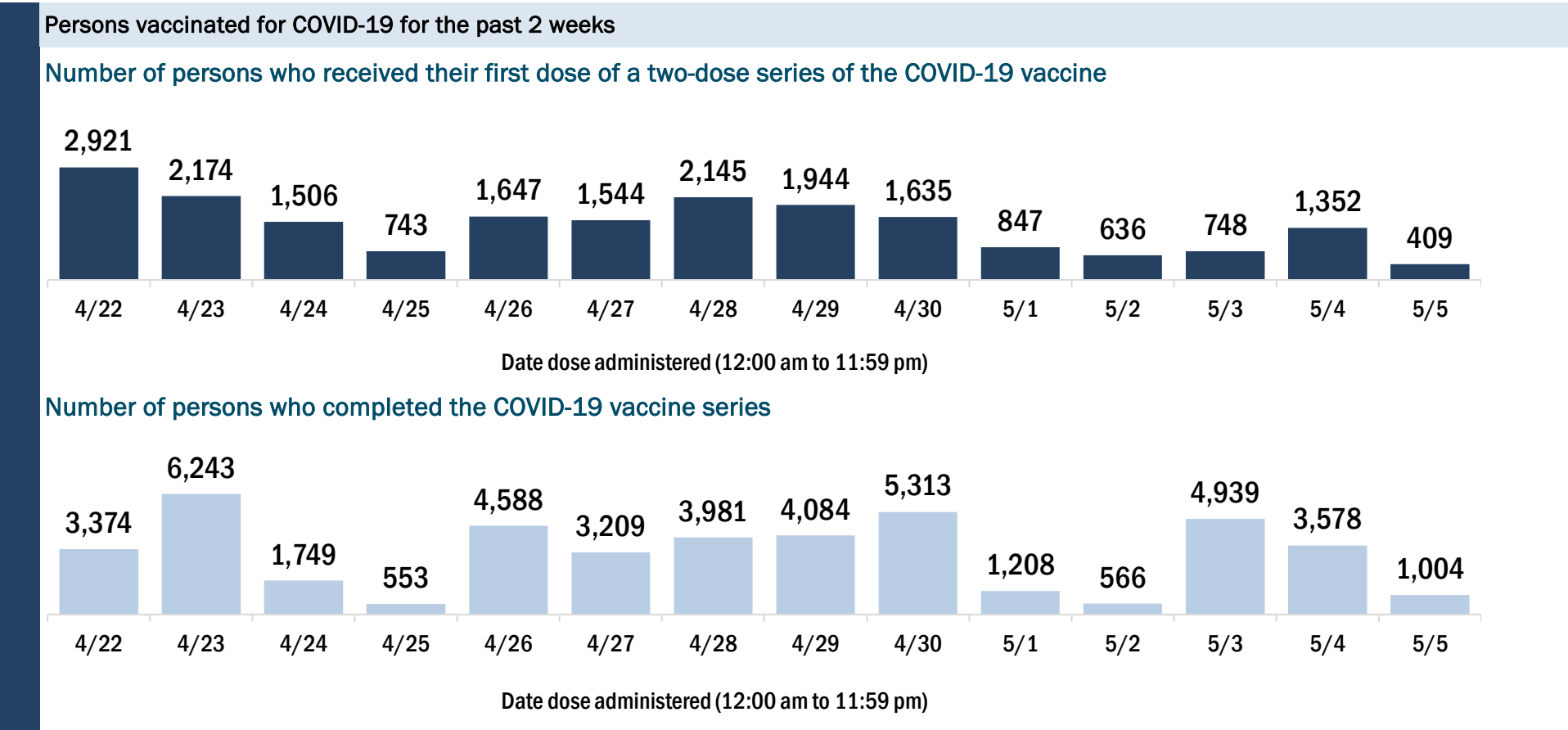
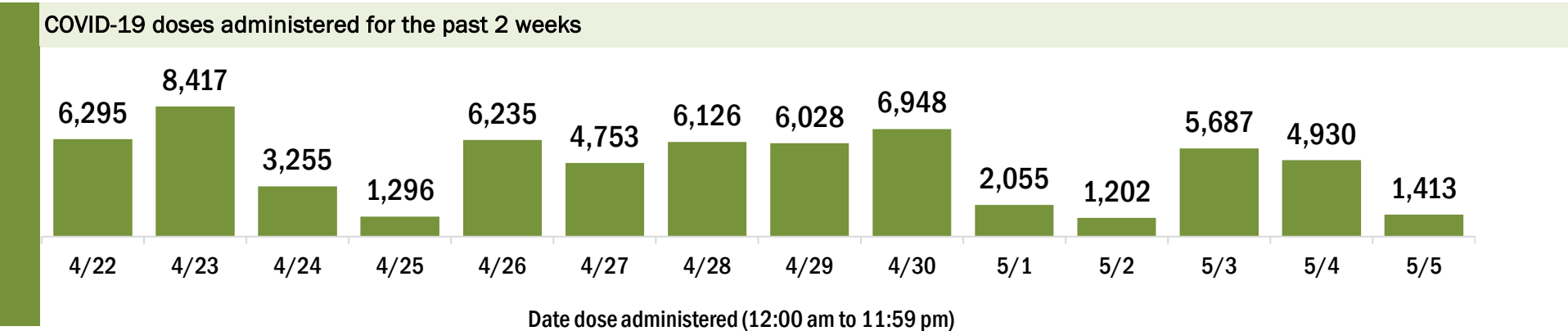
# COVID-19: Lee County vaccine summary

Vaccination data through May 5, 2021 as of May 6, 2021 at 12:18 AM

Data in this report are provisional and subject to change.

Data in this summary pertain to COVID-19 vaccines approved by the U.S. Food and Drug Administration and have been issued an Emergency Use Authorization (Janssen COVID-19 Vaccine, Moderna COVID-19 Vaccine and Pfizer-BioNTech COVID-19 Vaccine). These data summarize the number of people who have received either their first dose or have completed the series for a COVID-19 vaccine. **A person can only be counted in one category, first dose or series complete.** For persons receiving Moderna or Pfizer vaccines, once they receive their second dose, they are moved from the first dose column to the series completed column. **Because of this, the total first dose category may show a change from report to report not matching the total receiving their first dose from the previous day.** Persons receiving Johnson & Johnson vaccines will always be counted in the series completed column.

COVID-19 doses for vaccinated persons in Florida		Demographic summary			
Doses administered	566,787	First dose	Series complete	Total people vaccinated	
People receiving one dose of a 1-dose series (Johnson & Johnson) or receiving only one dose of a 2-dose series (Moderna, Pfizer) count once. Persons receiving both doses of a 2-dose series count twice.		Age group	81,250	249,760	331,010
		16-24 years	7,567	3,576	11,143
		25-34 years	9,701	7,013	16,714
		35-44 years	11,182	11,802	22,984
		45-54 years	12,314	21,421	33,735
		55-64 years	15,924	47,474	63,398
		65-74 years	13,588	90,192	103,780
		75-84 years	8,125	53,905	62,030
		85+ years	2,849	14,377	17,226
		Race	81,250	249,760	331,010
		White	54,453	180,283	234,736
		Black	3,566	5,877	9,443
		American Indian/Alaskan	350	842	1,192
		Other	7,593	16,372	23,965
		Unknown	15,288	46,386	61,674
		Other race includes Asian, native Hawaiian/Pacific Islander, or other.			
		Ethnicity	81,250	249,760	331,010
		Hispanic	14,773	17,331	32,104
		Non-Hispanic	38,380	145,023	183,403
		Unknown	28,097	87,406	115,503
		Gender	81,250	249,760	331,010
		Female	42,728	138,974	181,702
		Male	38,318	110,360	148,678
		Unknown	204	426	630



# COVID-19: Leon County vaccine summary

Vaccination data through May 5, 2021 as of May 6, 2021 at 12:18 AM

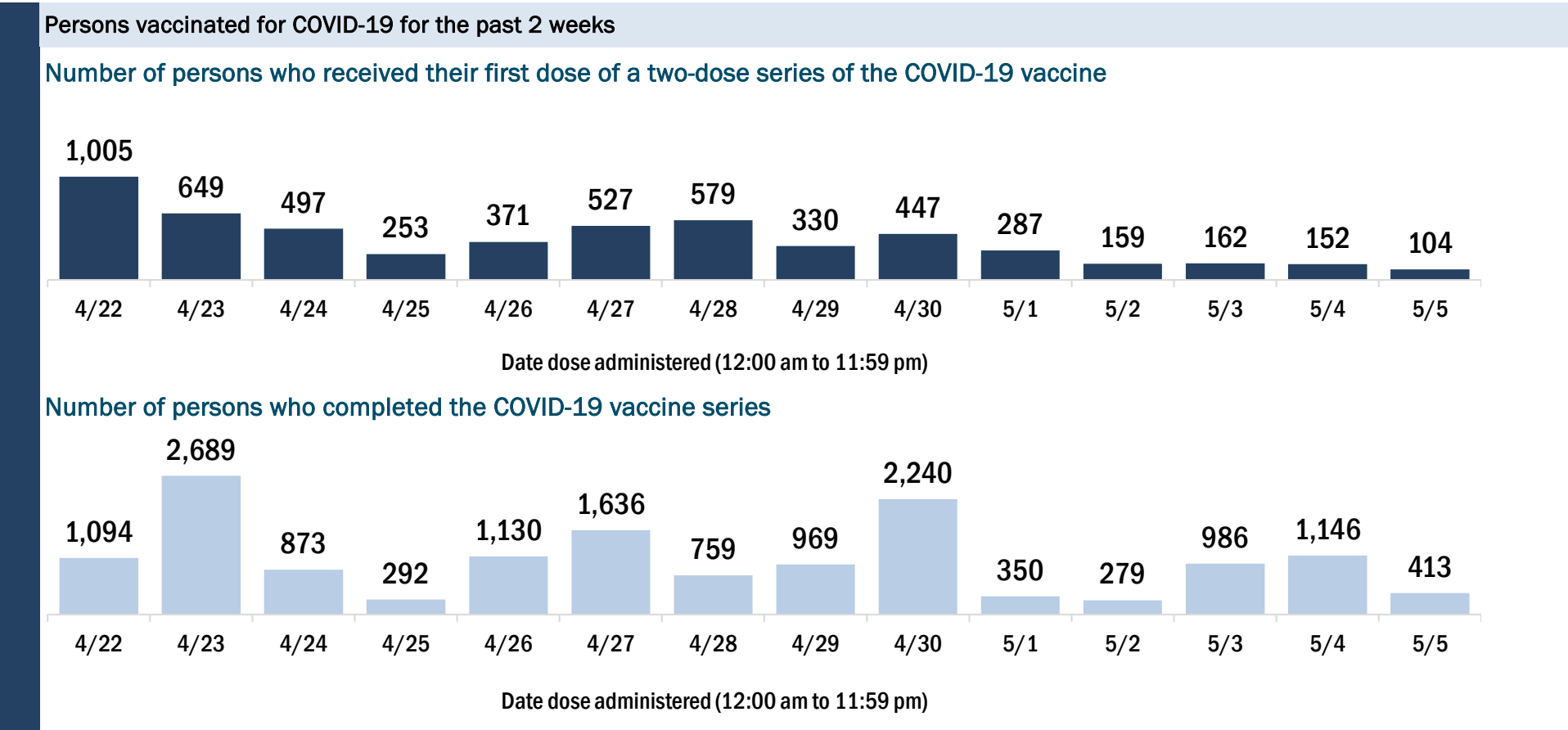
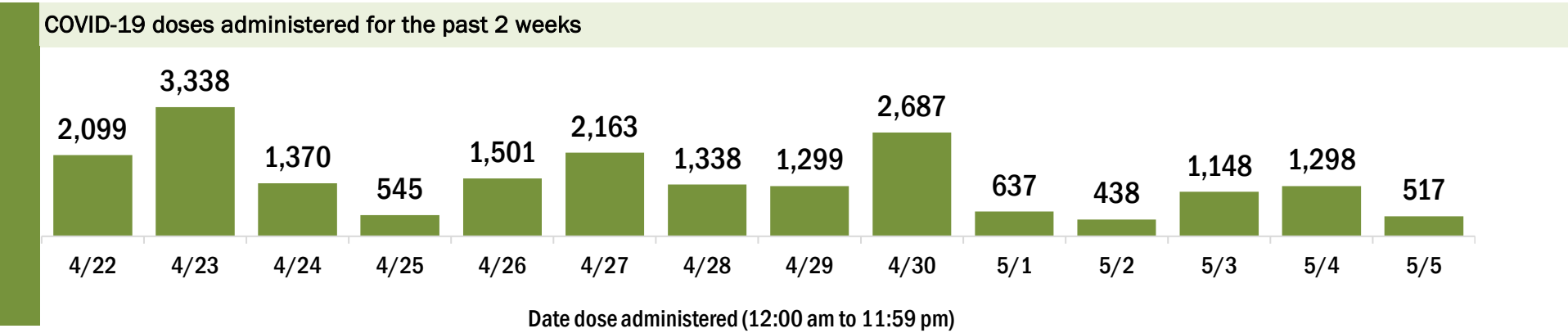
Data in this report are provisional and subject to change.

Data in this summary pertain to COVID-19 vaccines approved by the U.S. Food and Drug Administration and have been issued an Emergency Use Authorization (Janssen COVID-19 Vaccine, Moderna COVID-19 Vaccine and Pfizer-BioNTech COVID-19 Vaccine). These data summarize the number of people who have received either their first dose or have completed the series for a COVID-19 vaccine. **A person can only be counted in one category, first dose or series complete.** For persons receiving Moderna or Pfizer vaccines, once they receive their second dose, they are moved from the first dose column to the series completed column. **Because of this, the total first dose category may show a change from report to report not matching the total receiving their first dose from the previous day.** Persons receiving Johnson & Johnson vaccines will always be counted in the series completed column.

COVID-19 doses for vaccinated persons in Florida	
Doses administered	199,011
People receiving one dose of a 1-dose series (Johnson & Johnson) or receiving only one dose of a 2-dose series (Moderna, Pfizer) count once. Persons receiving both doses of a 2-dose series count twice.	

Current status of persons vaccinated for COVID-19 in Florida	
Total people vaccinated	114,389
First dose	25,109
Series completed	89,280
Completed 1-dose series	4,658
Completed 2-dose series	84,622
First dose: current number of people who have only received their first dose of the Moderna or Pfizer vaccine.	
Series complete: current number of people who have received both Moderna or Pfizer vaccine doses or one Johnson & Johnson dose and are considered fully immunized.	

Demographic summary	First dose	Series complete	Total people vaccinated
Age group	25,109	89,280	114,389
16-24 years	5,747	7,128	12,875
25-34 years	5,235	9,116	14,351
35-44 years	4,273	10,491	14,764
45-54 years	3,122	12,978	16,100
55-64 years	2,893	18,067	20,960
65-74 years	2,141	19,602	21,743
75-84 years	1,074	8,876	9,950
85+ years	624	3,022	3,646
Race	25,109	89,280	114,389
White	13,708	52,776	66,484
Black	4,185	12,460	16,645
American Indian/Alaskan	94	274	368
Other	3,380	15,671	19,051
Unknown	3,742	8,099	11,841
Other race includes Asian, native Hawaiian/Pacific Islander, or other.			
Ethnicity	25,109	89,280	114,389
Hispanic	1,828	4,066	5,894
Non-Hispanic	16,059	65,008	81,067
Unknown	7,222	20,206	27,428
Gender	25,109	89,280	114,389
Female	13,537	51,259	64,796
Male	11,527	37,982	49,509
Unknown	45	39	84



# COVID-19: Levy County vaccine summary

Vaccination data through May 5, 2021 as of May 6, 2021 at 12:18 AM

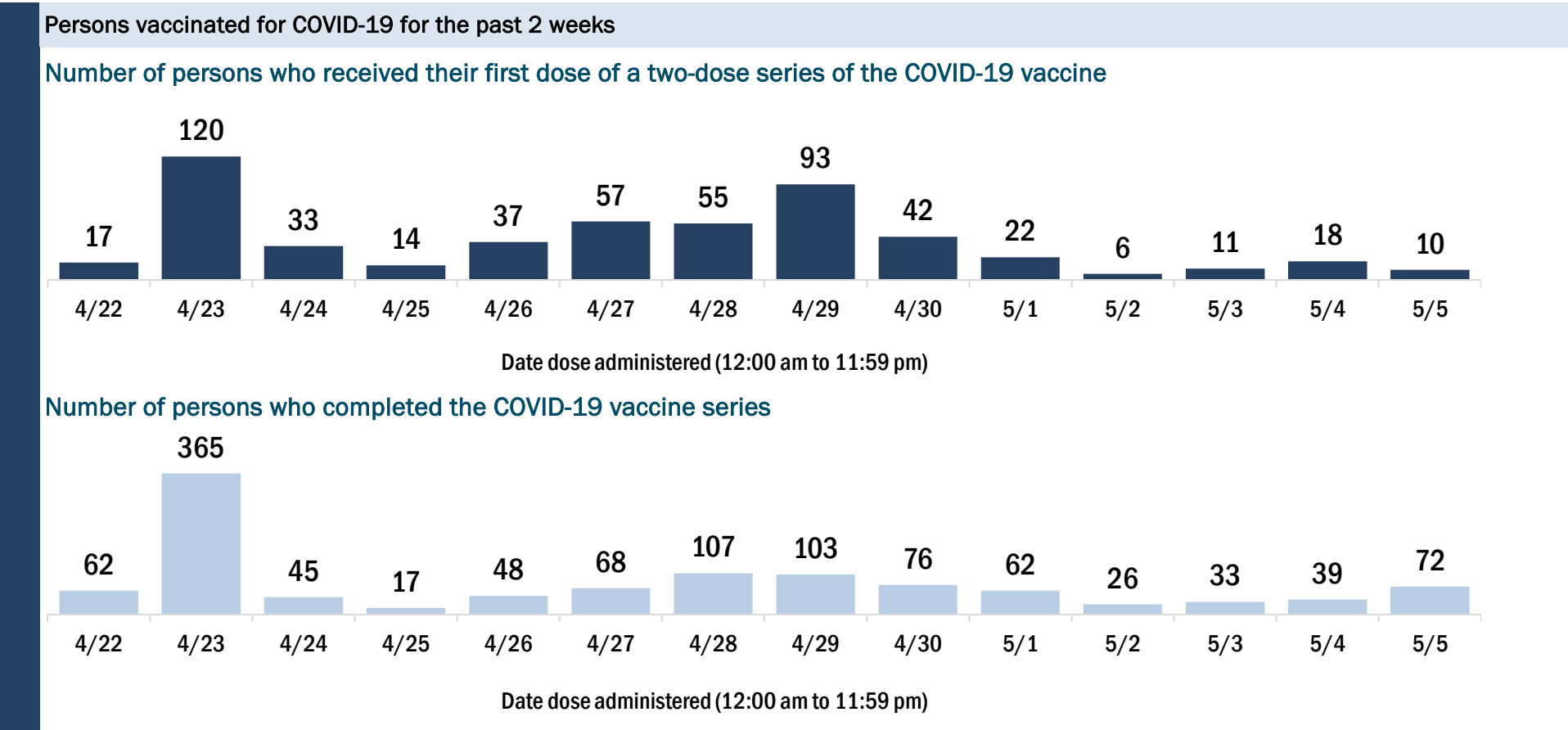
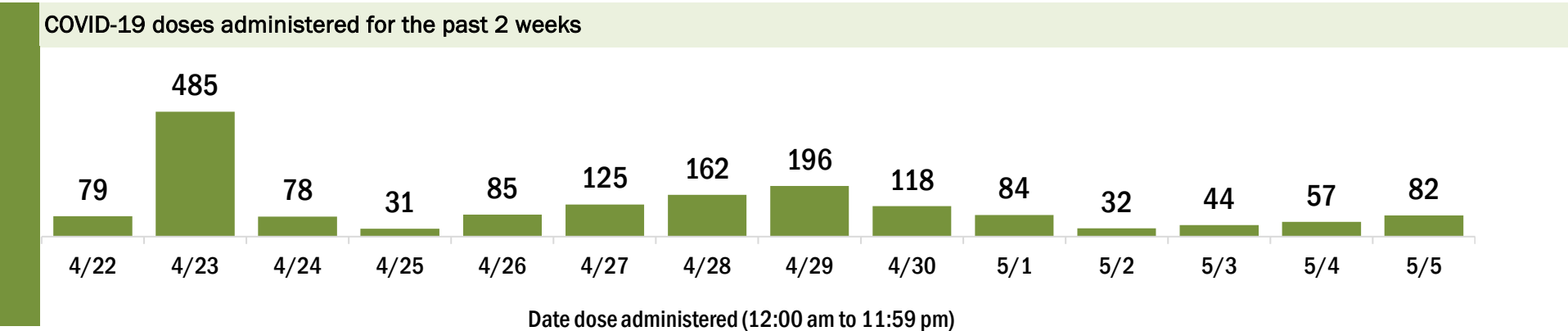
Data in this report are provisional and subject to change.

Data in this summary pertain to COVID-19 vaccines approved by the U.S. Food and Drug Administration and have been issued an Emergency Use Authorization (Janssen COVID-19 Vaccine, Moderna COVID-19 Vaccine and Pfizer-BioNTech COVID-19 Vaccine). These data summarize the number of people who have received either their first dose or have completed the series for a COVID-19 vaccine. **A person can only be counted in one category, first dose or series complete.** For persons receiving Moderna or Pfizer vaccines, once they receive their second dose, they are moved from the first dose column to the series completed column. **Because of this, the total first dose category may show a change from report to report not matching the total receiving their first dose from the previous day.** Persons receiving Johnson & Johnson vaccines will always be counted in the series completed column.

COVID-19 doses for vaccinated persons in Florida	
Doses administered	19,008
People receiving one dose of a 1-dose series (Johnson & Johnson) or receiving only one dose of a 2-dose series (Moderna, Pfizer) count once. Persons receiving both doses of a 2-dose series count twice.	

Current status of persons vaccinated for COVID-19 in Florida	
Total people vaccinated	11,216
First dose	2,282
Series completed	8,934
Completed 1-dose series	1,142
Completed 2-dose series	7,792
<b>First dose:</b> current number of people who have only received their first dose of the Moderna or Pfizer vaccine.	
<b>Series complete:</b> current number of people who have received both Moderna or Pfizer vaccine doses or one Johnson & Johnson dose and are considered fully immunized.	

Demographic summary	First dose	Series complete	Total people vaccinated
Age group	2,282	8,934	11,216
16-24 years	140	133	273
25-34 years	203	266	469
35-44 years	266	350	616
45-54 years	350	723	1,073
55-64 years	600	1,913	2,513
65-74 years	445	3,358	3,803
75-84 years	219	1,761	1,980
85+ years	59	430	489
Race	2,282	8,934	11,216
White	1,675	7,036	8,711
Black	222	569	791
American Indian/Alaskan	11	52	63
Other	165	510	675
Unknown	209	767	976
Other race includes Asian, native Hawaiian/Pacific Islander, or other.			
Ethnicity	2,282	8,934	11,216
Hispanic	201	370	571
Non-Hispanic	1,508	6,554	8,062
Unknown	573	2,010	2,583
Gender	2,282	8,934	11,216
Female	1,256	5,071	6,327
Male	1,023	3,863	4,886
Unknown	3	0	3



# COVID-19: Liberty County vaccine summary

Vaccination data through May 5, 2021 as of May 6, 2021 at 12:18 AM

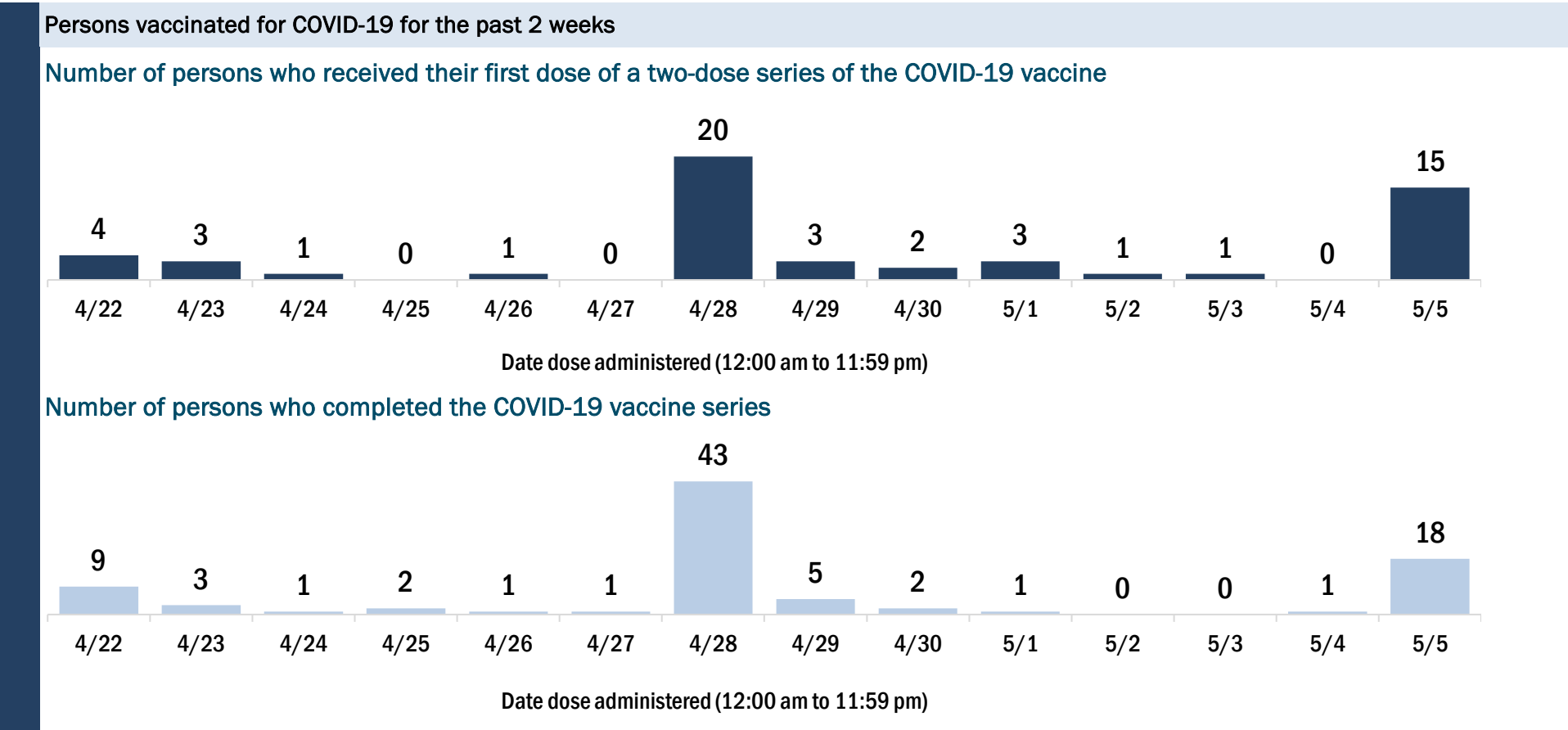
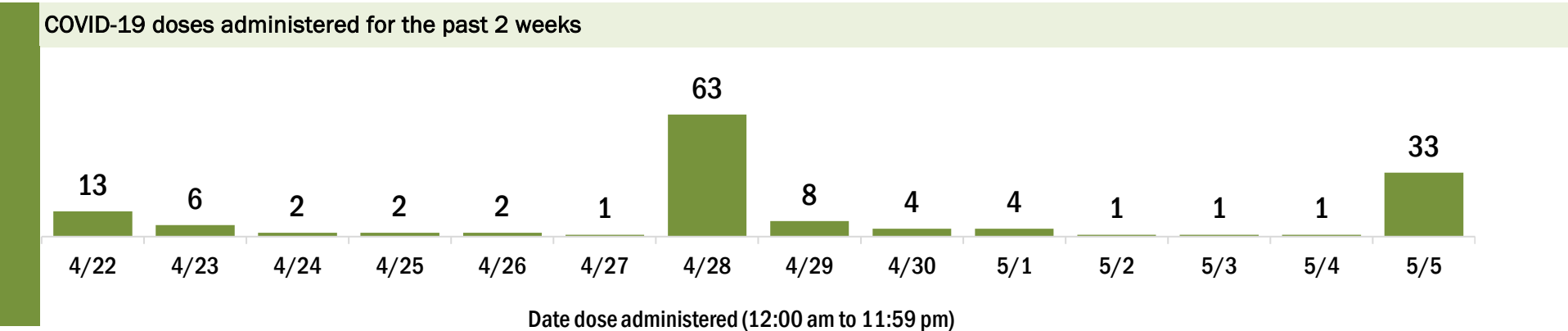
Data in this report are provisional and subject to change.

Data in this summary pertain to COVID-19 vaccines approved by the U.S. Food and Drug Administration and have been issued an Emergency Use Authorization (Janssen COVID-19 Vaccine, Moderna COVID-19 Vaccine and Pfizer-BioNTech COVID-19 Vaccine). These data summarize the number of people who have received either their first dose or have completed the series for a COVID-19 vaccine. **A person can only be counted in one category, first dose or series complete.** For persons receiving Moderna or Pfizer vaccines, once they receive their second dose, they are moved from the first dose column to the series completed column. **Because of this, the total first dose category may show a change from report to report not matching the total receiving their first dose from the previous day.** Persons receiving Johnson & Johnson vaccines will always be counted in the series completed column.

COVID-19 doses for vaccinated persons in Florida	
Doses administered	3,205
People receiving one dose of a 1-dose series (Johnson & Johnson) or receiving only one dose of a 2-dose series (Moderna, Pfizer) count once. Persons receiving both doses of a 2-dose series count twice.	

Current status of persons vaccinated for COVID-19 in Florida	
Total people vaccinated	2,000
First dose	725
Series completed	1,275
Completed 1-dose series	70
Completed 2-dose series	1,205
First dose: current number of people who have only received their first dose of the Moderna or Pfizer vaccine.	
Series complete: current number of people who have received both Moderna or Pfizer vaccine doses or one Johnson & Johnson dose and are considered fully immunized.	

Demographic summary	First dose	Series complete	Total people vaccinated
Age group	725	1,275	2,000
16-24 years	32	20	52
25-34 years	103	38	141
35-44 years	152	86	238
45-54 years	183	112	295
55-64 years	159	316	475
65-74 years	68	421	489
75-84 years	24	223	247
85+ years	4	59	63
Race	725	1,275	2,000
White	248	921	1,169
Black	93	119	212
American Indian/Alaskan	2	11	13
Other	41	101	142
Unknown	341	123	464
Other race includes Asian, native Hawaiian/Pacific Islander, or other.			
Ethnicity	725	1,275	2,000
Hispanic	15	16	31
Non-Hispanic	142	698	840
Unknown	568	561	1,129
Gender	725	1,275	2,000
Female	148	689	837
Male	577	586	1,163
Unknown	0	0	0





# COVID-19: Madison County vaccine summary

Vaccination data through May 5, 2021 as of May 6, 2021 at 12:18 AM

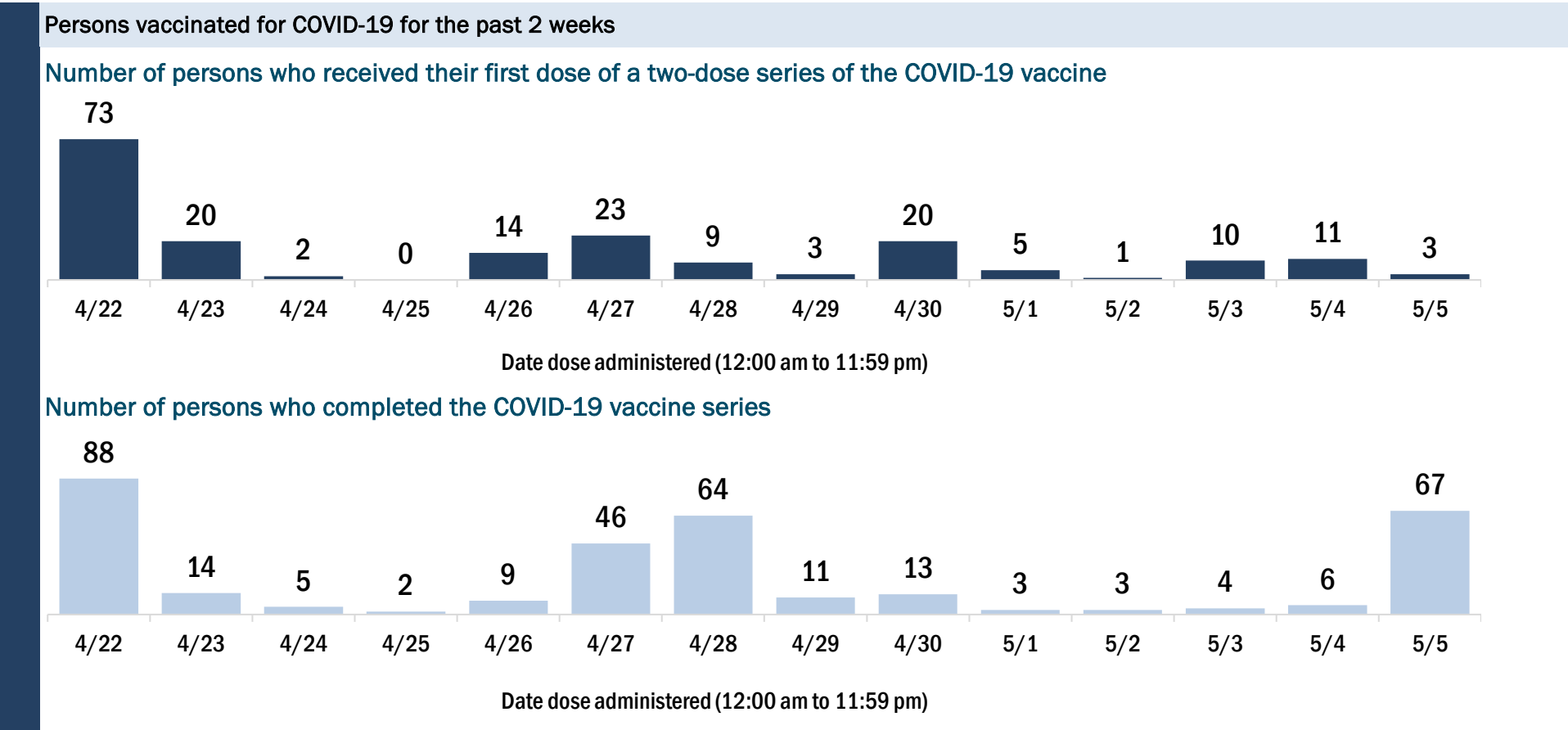
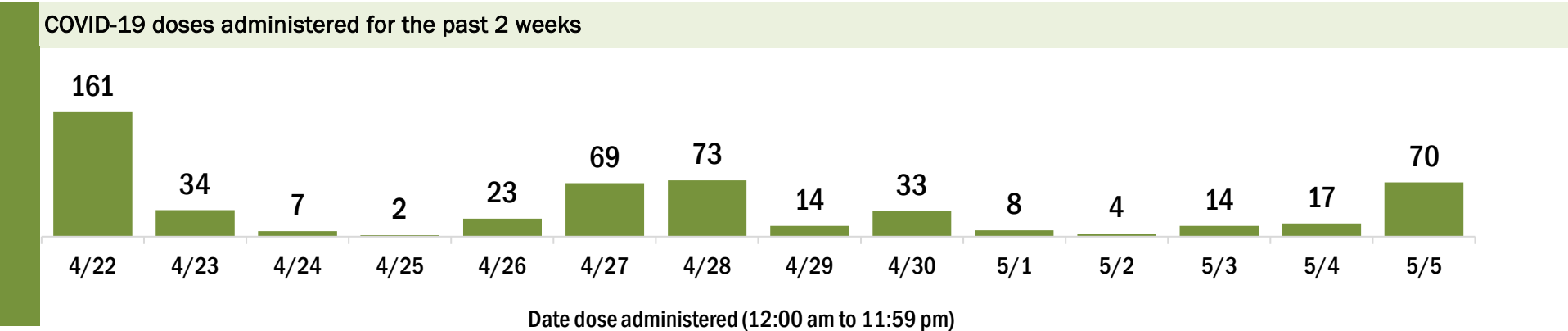
Data in this report are provisional and subject to change.

Data in this summary pertain to COVID-19 vaccines approved by the U.S. Food and Drug Administration and have been issued an Emergency Use Authorization (Janssen COVID-19 Vaccine, Moderna COVID-19 Vaccine and Pfizer-BioNTech COVID-19 Vaccine). These data summarize the number of people who have received either their first dose or have completed the series for a COVID-19 vaccine. **A person can only be counted in one category, first dose or series complete.** For persons receiving Moderna or Pfizer vaccines, once they receive their second dose, they are moved from the first dose column to the series completed column. **Because of this, the total first dose category may show a change from report to report not matching the total receiving their first dose from the previous day.** Persons receiving Johnson & Johnson vaccines will always be counted in the series completed column.

COVID-19 doses for vaccinated persons in Florida	
Doses administered	9,312
People receiving one dose of a 1-dose series (Johnson & Johnson) or receiving only one dose of a 2-dose series (Moderna, Pfizer) count once. Persons receiving both doses of a 2-dose series count twice.	

Current status of persons vaccinated for COVID-19 in Florida	
Total people vaccinated	5,629
First dose	1,520
Series completed	4,109
Completed 1-dose series	426
Completed 2-dose series	3,683
First dose: current number of people who have only received their first dose of the Moderna or Pfizer vaccine.	
Series complete: current number of people who have received both Moderna or Pfizer vaccine doses or one Johnson & Johnson dose and are considered fully immunized.	

Demographic summary	First dose	Series complete	Total people vaccinated
Age group	1,520	4,109	5,629
16-24 years	75	61	136
25-34 years	156	131	287
35-44 years	267	235	502
45-54 years	333	419	752
55-64 years	416	854	1,270
65-74 years	181	1,428	1,609
75-84 years	68	771	839
85+ years	24	210	234
Race	1,520	4,109	5,629
White	765	2,332	3,097
Black	542	1,201	1,743
American Indian/Alaskan	1	9	10
Other	115	326	441
Unknown	97	241	338
Other race includes Asian, native Hawaiian/Pacific Islander, or other.			
Ethnicity	1,520	4,109	5,629
Hispanic	111	106	217
Non-Hispanic	1,184	2,205	3,389
Unknown	225	1,798	2,023
Gender	1,520	4,109	5,629
Female	486	2,309	2,795
Male	1,034	1,800	2,834
Unknown	0	0	0



# COVID-19: Manatee County vaccine summary

Vaccination data through May 5, 2021 as of May 6, 2021 at 12:18 AM

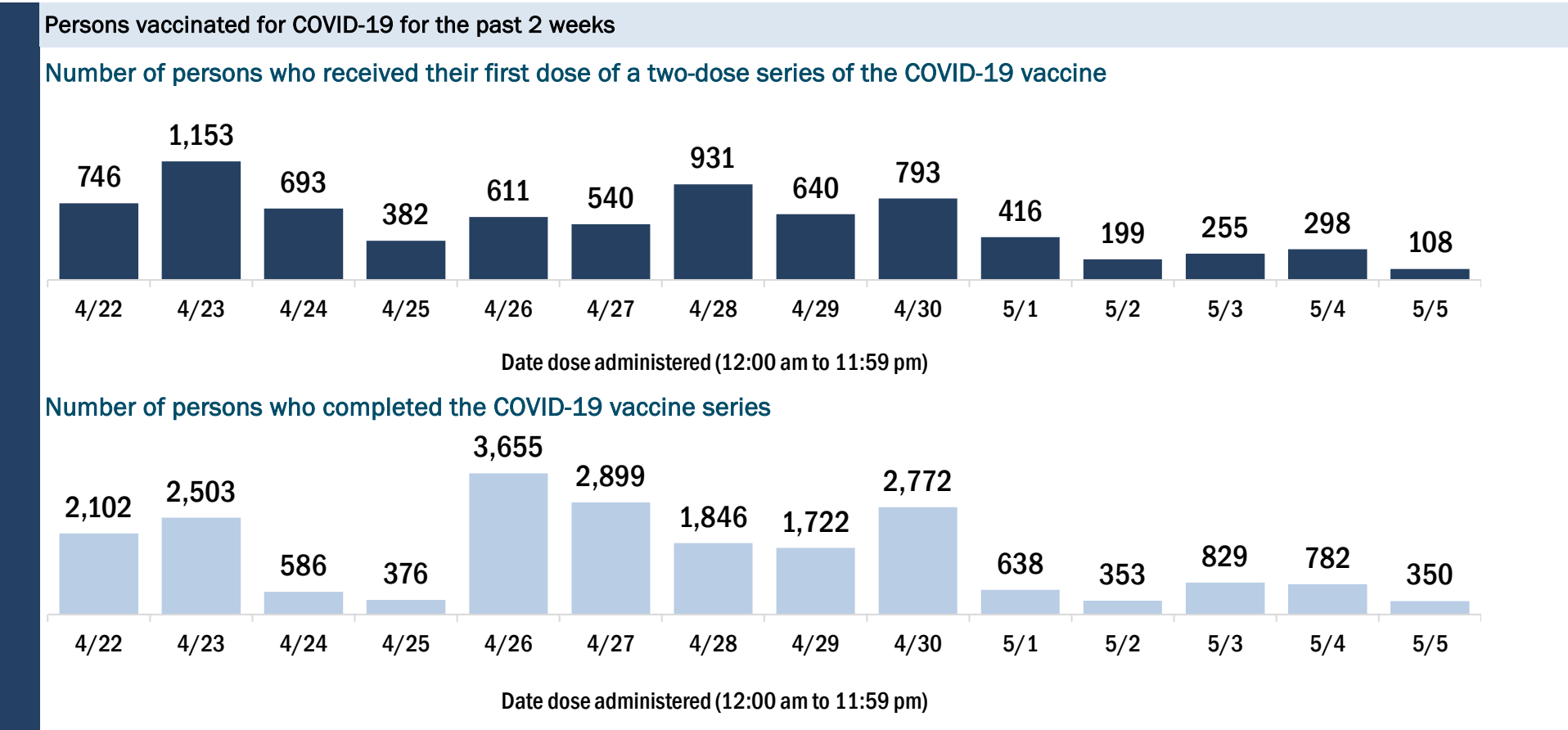
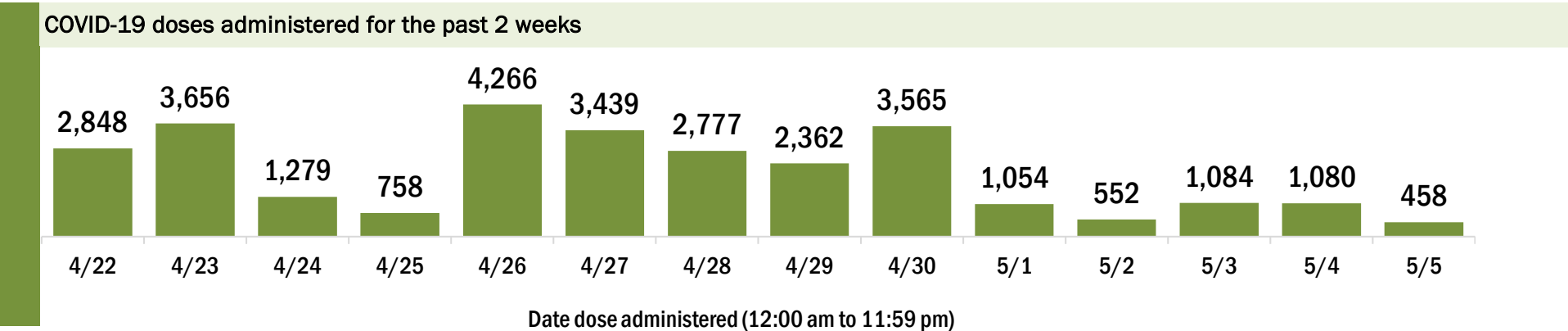
Data in this report are provisional and subject to change.

Data in this summary pertain to COVID-19 vaccines approved by the U.S. Food and Drug Administration and have been issued an Emergency Use Authorization (Janssen COVID-19 Vaccine, Moderna COVID-19 Vaccine and Pfizer-BioNTech COVID-19 Vaccine). These data summarize the number of people who have received either their first dose or have completed the series for a COVID-19 vaccine. **A person can only be counted in one category, first dose or series complete.** For persons receiving Moderna or Pfizer vaccines, once they receive their second dose, they are moved from the first dose column to the series completed column. **Because of this, the total first dose category may show a change from report to report not matching the total receiving their first dose from the previous day.** Persons receiving Johnson & Johnson vaccines will always be counted in the series completed column.

COVID-19 doses for vaccinated persons in Florida	
Doses administered	296,142
People receiving one dose of a 1-dose series (Johnson & Johnson) or receiving only one dose of a 2-dose series (Moderna, Pfizer) count once. Persons receiving both doses of a 2-dose series count twice.	

Current status of persons vaccinated for COVID-19 in Florida	
Total people vaccinated	172,771
First dose	42,881
Series completed	129,890
Completed 1-dose series	6,519
Completed 2-dose series	123,371
First dose: current number of people who have only received their first dose of the Moderna or Pfizer vaccine.	
Series complete: current number of people who have received both Moderna or Pfizer vaccine doses or one Johnson & Johnson dose and are considered fully immunized.	

Demographic summary	First dose	Series complete	Total people vaccinated
Age group	42,881	129,890	172,771
16-24 years	4,181	2,413	6,594
25-34 years	4,935	4,544	9,479
35-44 years	5,673	7,314	12,987
45-54 years	6,351	13,198	19,549
55-64 years	7,851	26,622	34,473
65-74 years	7,516	43,312	50,828
75-84 years	4,601	24,840	29,441
85+ years	1,773	7,647	9,420
Race	42,881	129,890	172,771
White	29,485	99,868	129,353
Black	1,759	3,995	5,754
American Indian/Alaskan	208	510	718
Other	3,930	9,346	13,276
Unknown	7,499	16,171	23,670
Other race includes Asian, native Hawaiian/Pacific Islander, or other.			
Ethnicity	42,881	129,890	172,771
Hispanic	5,080	6,442	11,522
Non-Hispanic	22,472	79,327	101,799
Unknown	15,329	44,121	59,450
Gender	42,881	129,890	172,771
Female	22,820	72,503	95,323
Male	19,935	57,311	77,246
Unknown	126	76	202



# COVID-19: Marion County vaccine summary

Vaccination data through May 5, 2021 as of May 6, 2021 at 12:18 AM

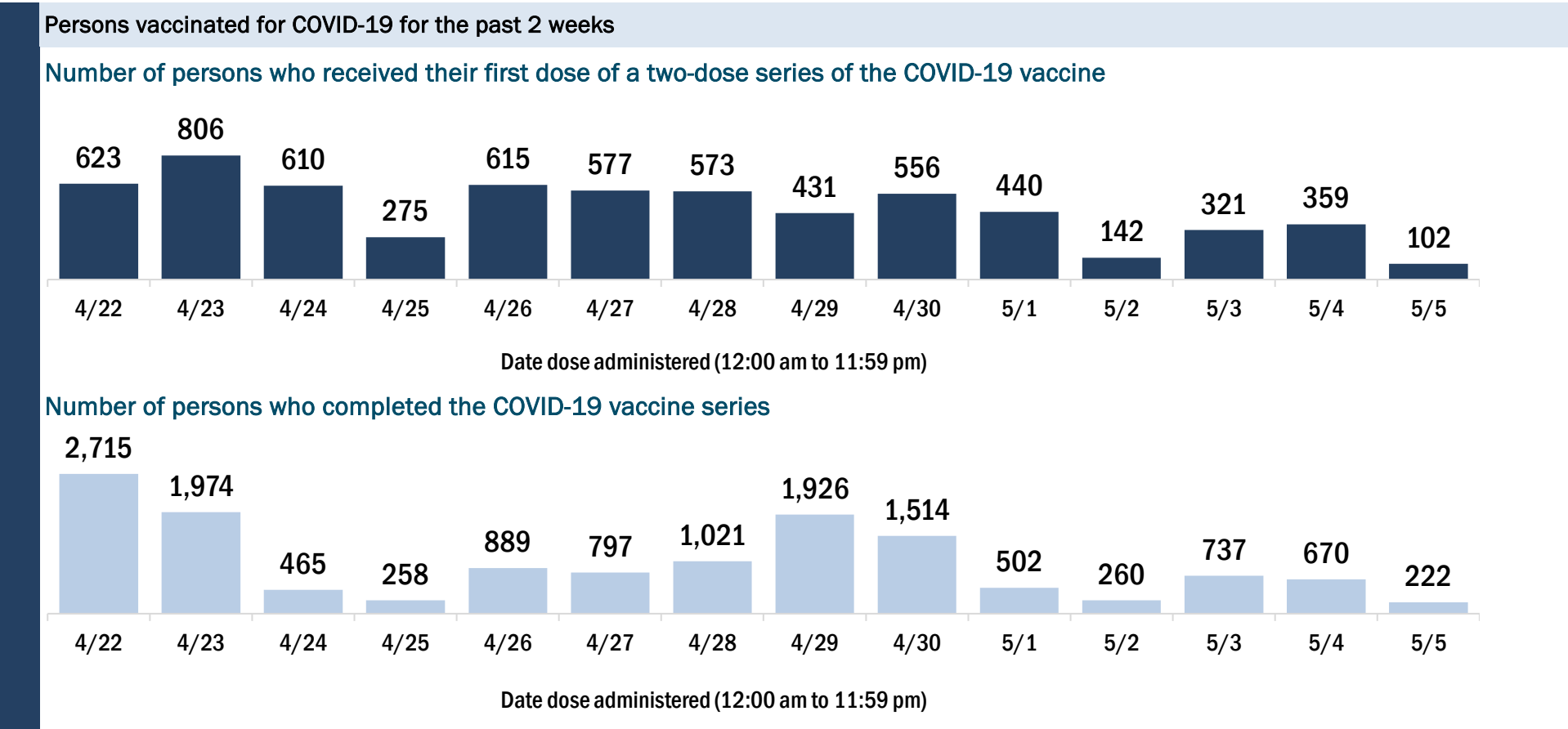
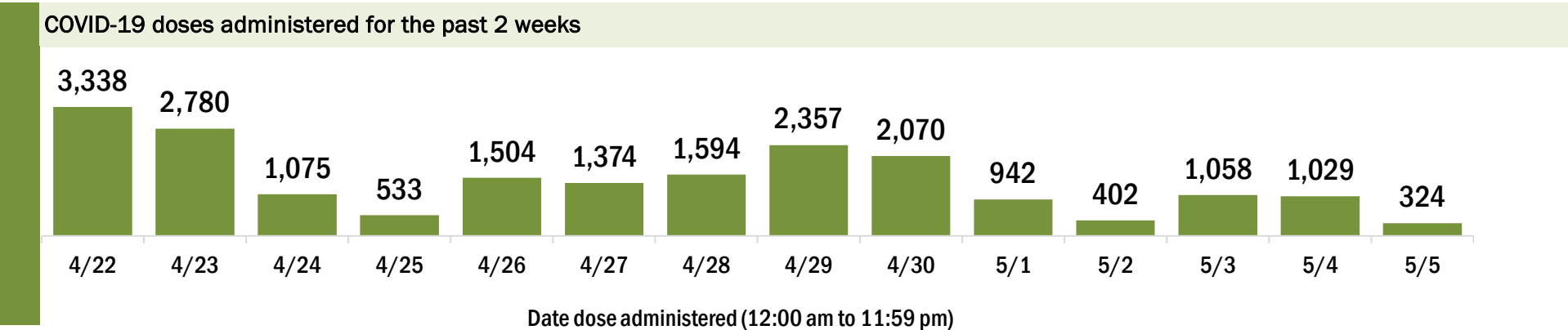
Data in this report are provisional and subject to change.

Data in this summary pertain to COVID-19 vaccines approved by the U.S. Food and Drug Administration and have been issued an Emergency Use Authorization (Janssen COVID-19 Vaccine, Moderna COVID-19 Vaccine and Pfizer-BioNTech COVID-19 Vaccine). These data summarize the number of people who have received either their first dose or have completed the series for a COVID-19 vaccine. **A person can only be counted in one category, first dose or series complete.** For persons receiving Moderna or Pfizer vaccines, once they receive their second dose, they are moved from the first dose column to the series completed column. **Because of this, the total first dose category may show a change from report to report not matching the total receiving their first dose from the previous day.** Persons receiving Johnson & Johnson vaccines will always be counted in the series completed column.

COVID-19 doses for vaccinated persons in Florida	
Doses administered	235,509
People receiving one dose of a 1-dose series (Johnson & Johnson) or receiving only one dose of a 2-dose series (Moderna, Pfizer) count once. Persons receiving both doses of a 2-dose series count twice.	

Current status of persons vaccinated for COVID-19 in Florida	
Total people vaccinated	135,628
First dose	30,580
Series completed	105,048
Completed 1-dose series	5,167
Completed 2-dose series	99,881
First dose: current number of people who have only received their first dose of the Moderna or Pfizer vaccine.	
Series complete: current number of people who have received both Moderna or Pfizer vaccine doses or one Johnson & Johnson dose and are considered fully immunized.	

Demographic summary	First dose	Series complete	Total people vaccinated
Age group	30,580	105,048	135,628
16-24 years	2,706	2,124	4,830
25-34 years	3,392	3,500	6,892
35-44 years	4,107	5,378	9,485
45-54 years	4,726	9,250	13,976
55-64 years	6,374	19,171	25,545
65-74 years	4,857	35,265	40,122
75-84 years	3,102	23,611	26,713
85+ years	1,316	6,749	8,065
Race	30,580	105,048	135,628
White	18,886	73,722	92,608
Black	2,815	6,889	9,704
American Indian/Alaskan	138	383	521
Other	3,467	9,570	13,037
Unknown	5,274	14,484	19,758
Other race includes Asian, native Hawaiian/Pacific Islander, or other.			
Ethnicity	30,580	105,048	135,628
Hispanic	4,108	7,696	11,804
Non-Hispanic	15,315	65,956	81,271
Unknown	11,157	31,396	42,553
Gender	30,580	105,048	135,628
Female	16,963	60,066	77,029
Male	13,572	44,942	58,514
Unknown	45	40	85



# COVID-19: Martin County vaccine summary

Vaccination data through May 5, 2021 as of May 6, 2021 at 12:18 AM

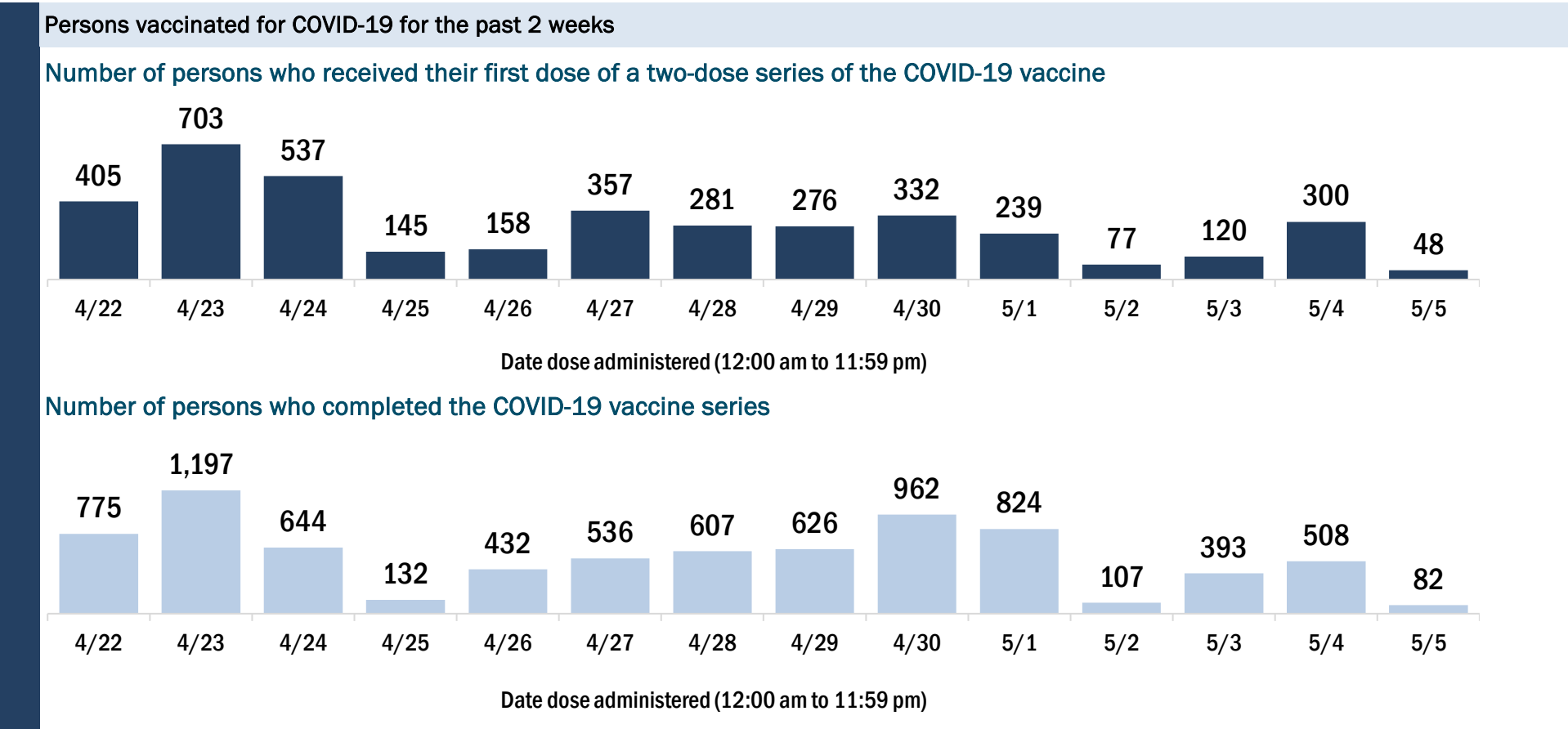
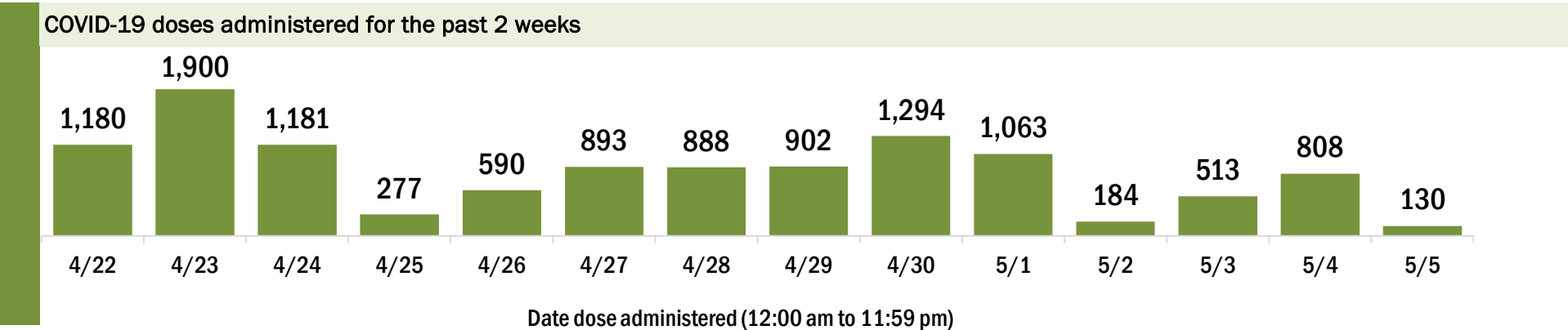
Data in this report are provisional and subject to change.

Data in this summary pertain to COVID-19 vaccines approved by the U.S. Food and Drug Administration and have been issued an Emergency Use Authorization (Janssen COVID-19 Vaccine, Moderna COVID-19 Vaccine and Pfizer-BioNTech COVID-19 Vaccine). These data summarize the number of people who have received either their first dose or have completed the series for a COVID-19 vaccine. **A person can only be counted in one category, first dose or series complete.** For persons receiving Moderna or Pfizer vaccines, once they receive their second dose, they are moved from the first dose column to the series completed column. **Because of this, the total first dose category may show a change from report to report not matching the total receiving their first dose from the previous day.** Persons receiving Johnson & Johnson vaccines will always be counted in the series completed column.

COVID-19 doses for vaccinated persons in Florida	
Doses administered	130,630
People receiving one dose of a 1-dose series (Johnson & Johnson) or receiving only one dose of a 2-dose series (Moderna, Pfizer) count once. Persons receiving both doses of a 2-dose series count twice.	

Current status of persons vaccinated for COVID-19 in Florida	
Total people vaccinated	76,742
First dose	19,566
Series completed	57,176
Completed 1-dose series	3,288
Completed 2-dose series	53,888
First dose: current number of people who have only received their first dose of the Moderna or Pfizer vaccine.	
Series complete: current number of people who have received both Moderna or Pfizer vaccine doses or one Johnson & Johnson dose and are considered fully immunized.	

Demographic summary	First dose	Series complete	Total people vaccinated
Age group	19,566	57,176	76,742
16-24 years	1,561	896	2,457
25-34 years	1,736	1,423	3,159
35-44 years	2,337	2,544	4,881
45-54 years	2,991	4,631	7,622
55-64 years	4,662	11,024	15,686
65-74 years	3,224	18,903	22,127
75-84 years	2,120	13,069	15,189
85+ years	935	4,686	5,621
Race	19,566	57,176	76,742
White	13,699	39,120	52,819
Black	829	1,126	1,955
American Indian/Alaskan	67	103	170
Other	1,478	3,981	5,459
Unknown	3,493	12,846	16,339
Other race includes Asian, native Hawaiian/Pacific Islander, or other.			
Ethnicity	19,566	57,176	76,742
Hispanic	1,623	2,054	3,677
Non-Hispanic	9,836	25,246	35,082
Unknown	8,107	29,876	37,983
Gender	19,566	57,176	76,742
Female	9,841	32,320	42,161
Male	9,704	24,838	34,542
Unknown	21	18	39





# COVID-19: Monroe County vaccine summary

Vaccination data through May 5, 2021 as of May 6, 2021 at 12:18 AM

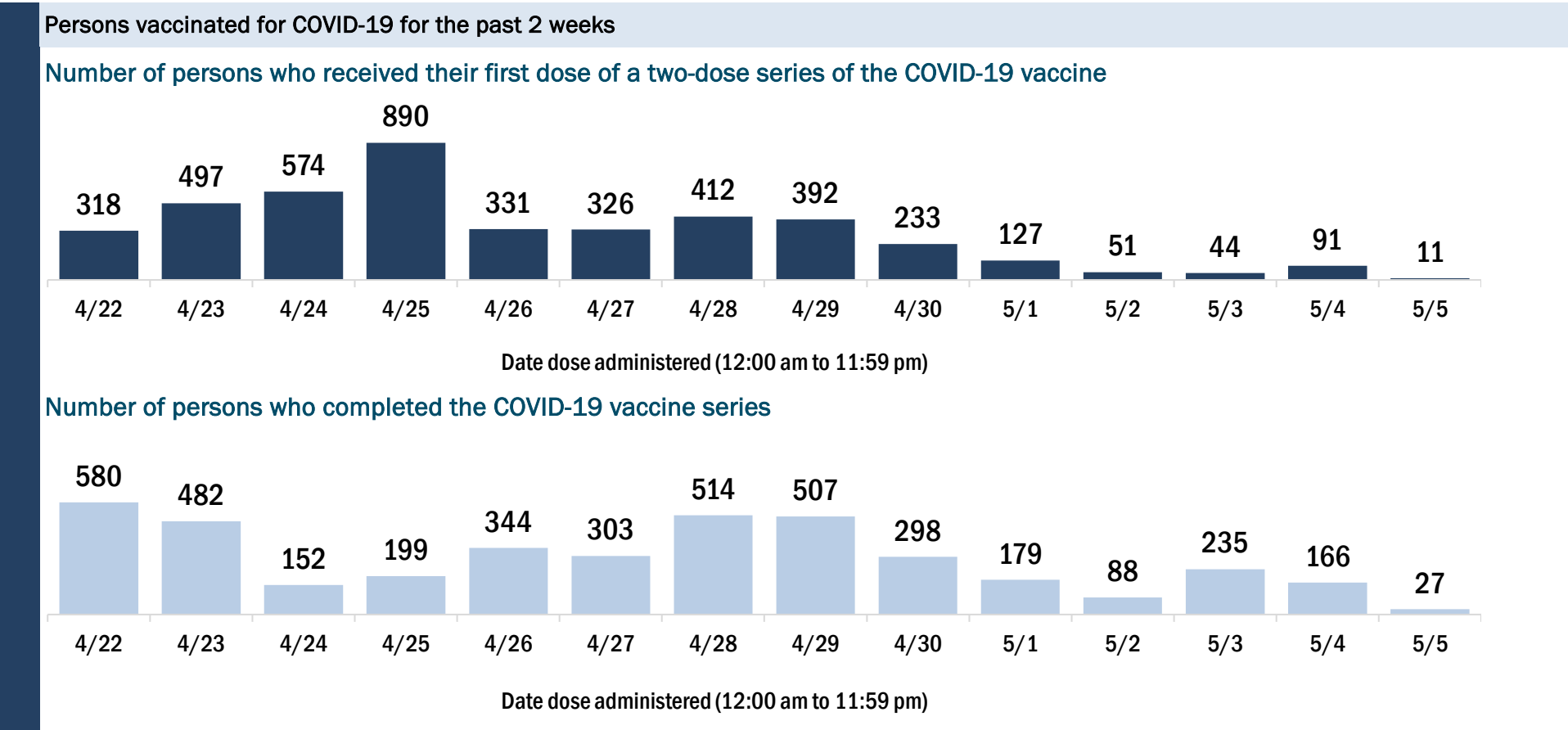
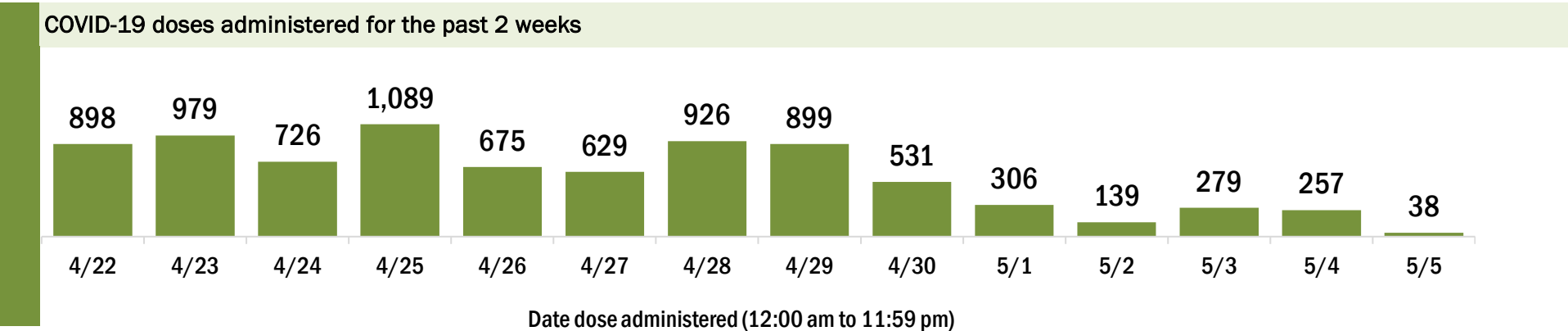
Data in this report are provisional and subject to change.

Data in this summary pertain to COVID-19 vaccines approved by the U.S. Food and Drug Administration and have been issued an Emergency Use Authorization (Janssen COVID-19 Vaccine, Moderna COVID-19 Vaccine and Pfizer-BioNTech COVID-19 Vaccine). These data summarize the number of people who have received either their first dose or have completed the series for a COVID-19 vaccine. **A person can only be counted in one category, first dose or series complete.** For persons receiving Moderna or Pfizer vaccines, once they receive their second dose, they are moved from the first dose column to the series completed column. **Because of this, the total first dose category may show a change from report to report not matching the total receiving their first dose from the previous day.** Persons receiving Johnson & Johnson vaccines will always be counted in the series completed column.

COVID-19 doses for vaccinated persons in Florida	
Doses administered	61,245
People receiving one dose of a 1-dose series (Johnson & Johnson) or receiving only one dose of a 2-dose series (Moderna, Pfizer) count once. Persons receiving both doses of a 2-dose series count twice.	

Current status of persons vaccinated for COVID-19 in Florida	
Total people vaccinated	37,450
First dose	11,501
Series completed	25,949
Completed 1-dose series	2,154
Completed 2-dose series	23,795
First dose: current number of people who have only received their first dose of the Moderna or Pfizer vaccine.	
Series complete: current number of people who have received both Moderna or Pfizer vaccine doses or one Johnson & Johnson dose and are considered fully immunized.	

Demographic summary	First dose	Series complete	Total people vaccinated
Age group	11,501	25,949	37,450
16-24 years	914	397	1,311
25-34 years	1,469	938	2,407
35-44 years	1,828	1,647	3,475
45-54 years	2,129	3,075	5,204
55-64 years	2,663	6,245	8,908
65-74 years	1,731	8,823	10,554
75-84 years	606	3,878	4,484
85+ years	161	946	1,107
Race	11,501	25,949	37,450
White	7,694	18,926	26,620
Black	363	491	854
American Indian/Alaskan	48	87	135
Other	801	1,397	2,198
Unknown	2,595	5,048	7,643
Other race includes Asian, native Hawaiian/Pacific Islander, or other.			
Ethnicity	11,501	25,949	37,450
Hispanic	1,919	2,421	4,340
Non-Hispanic	5,247	14,698	19,945
Unknown	4,335	8,830	13,165
Gender	11,501	25,949	37,450
Female	5,712	13,517	19,229
Male	5,779	12,430	18,209
Unknown	10	2	12



# COVID-19: Nassau County vaccine summary

Vaccination data through May 5, 2021 as of May 6, 2021 at 12:18 AM

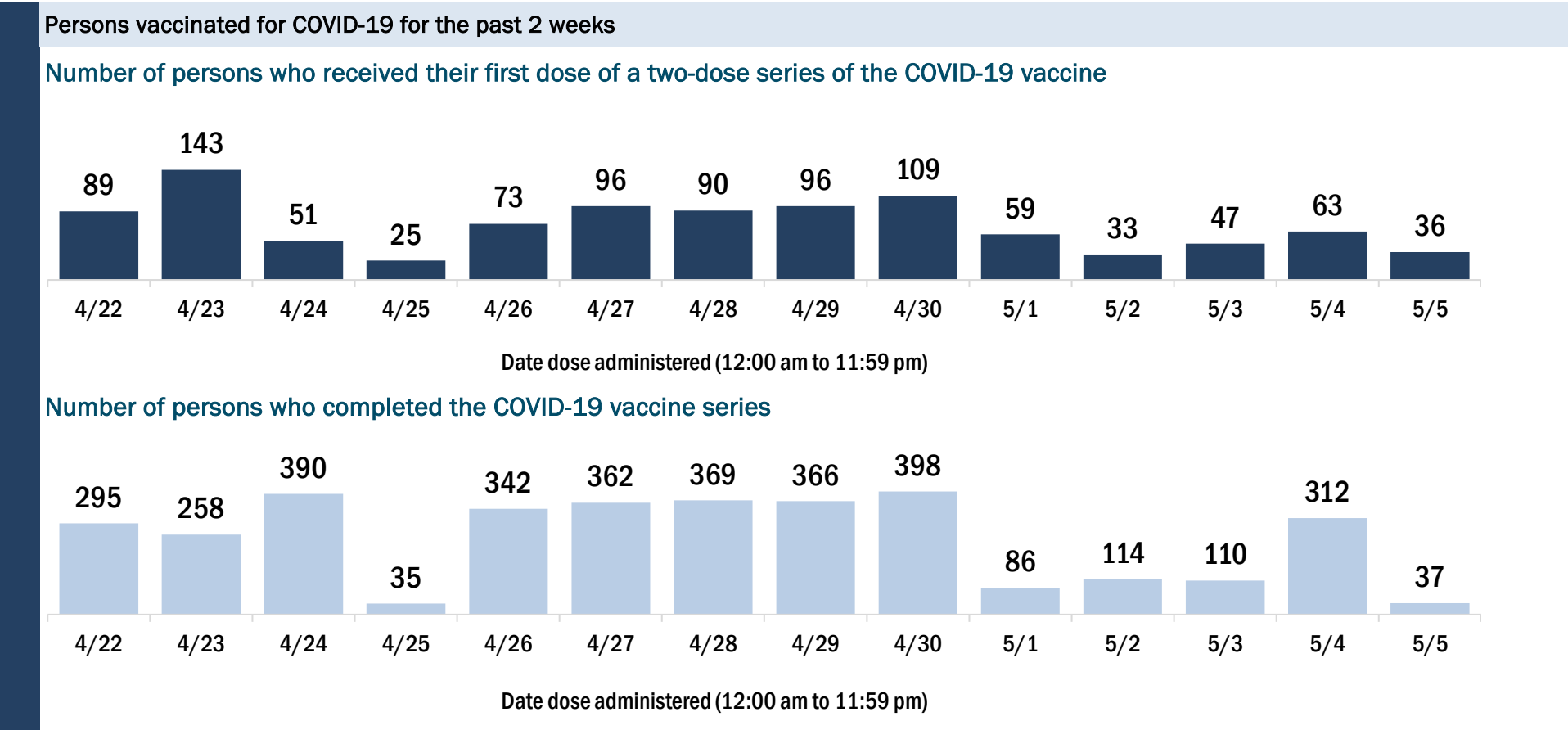
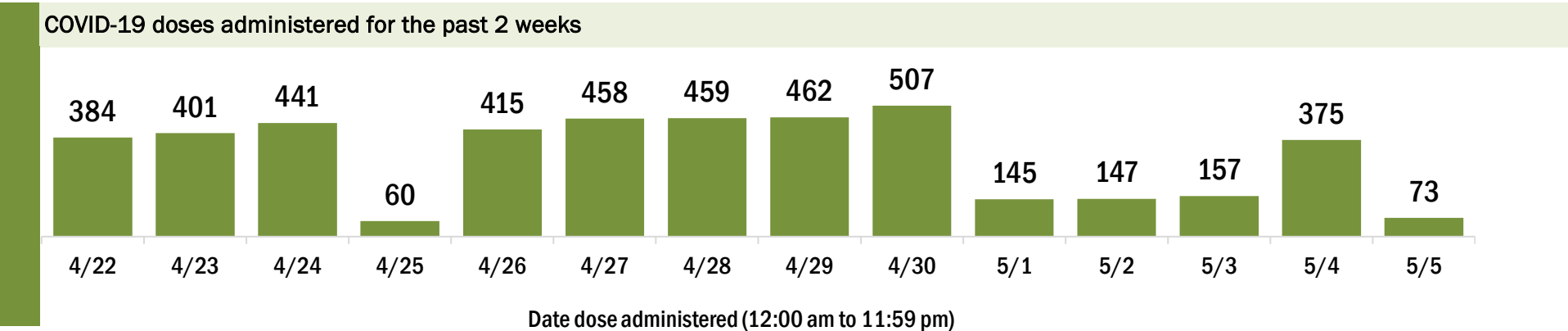
Data in this report are provisional and subject to change.

Data in this summary pertain to COVID-19 vaccines approved by the U.S. Food and Drug Administration and have been issued an Emergency Use Authorization (Janssen COVID-19 Vaccine, Moderna COVID-19 Vaccine and Pfizer-BioNTech COVID-19 Vaccine). These data summarize the number of people who have received either their first dose or have completed the series for a COVID-19 vaccine. **A person can only be counted in one category, first dose or series complete.** For persons receiving Moderna or Pfizer vaccines, once they receive their second dose, they are moved from the first dose column to the series completed column. **Because of this, the total first dose category may show a change from report to report not matching the total receiving their first dose from the previous day.** Persons receiving Johnson & Johnson vaccines will always be counted in the series completed column.

COVID-19 doses for vaccinated persons in Florida	
Doses administered	61,435
People receiving one dose of a 1-dose series (Johnson & Johnson) or receiving only one dose of a 2-dose series (Moderna, Pfizer) count once. Persons receiving both doses of a 2-dose series count twice.	

Current status of persons vaccinated for COVID-19 in Florida	
Total people vaccinated	34,167
First dose	4,731
Series completed	29,436
Completed 1-dose series	2,168
Completed 2-dose series	27,268
First dose: current number of people who have only received their first dose of the Moderna or Pfizer vaccine.	
Series complete: current number of people who have received both Moderna or Pfizer vaccine doses or one Johnson & Johnson dose and are considered fully immunized.	

Demographic summary	First dose	Series complete	Total people vaccinated
Age group	4,731	29,436	34,167
16-24 years	587	725	1,312
25-34 years	545	1,150	1,695
35-44 years	641	2,016	2,657
45-54 years	723	3,180	3,903
55-64 years	895	6,744	7,639
65-74 years	774	9,630	10,404
75-84 years	428	4,656	5,084
85+ years	138	1,335	1,473
Race	4,731	29,436	34,167
White	3,438	23,961	27,399
Black	268	1,358	1,626
American Indian/Alaskan	25	109	134
Other	298	1,475	1,773
Unknown	702	2,533	3,235
Other race includes Asian, native Hawaiian/Pacific Islander, or other.			
Ethnicity	4,731	29,436	34,167
Hispanic	238	775	1,013
Non-Hispanic	3,155	23,185	26,340
Unknown	1,338	5,476	6,814
Gender	4,731	29,436	34,167
Female	2,550	16,432	18,982
Male	2,173	13,003	15,176
Unknown	8	1	9



# COVID-19: Okaloosa County vaccine summary

Vaccination data through May 5, 2021 as of May 6, 2021 at 12:18 AM

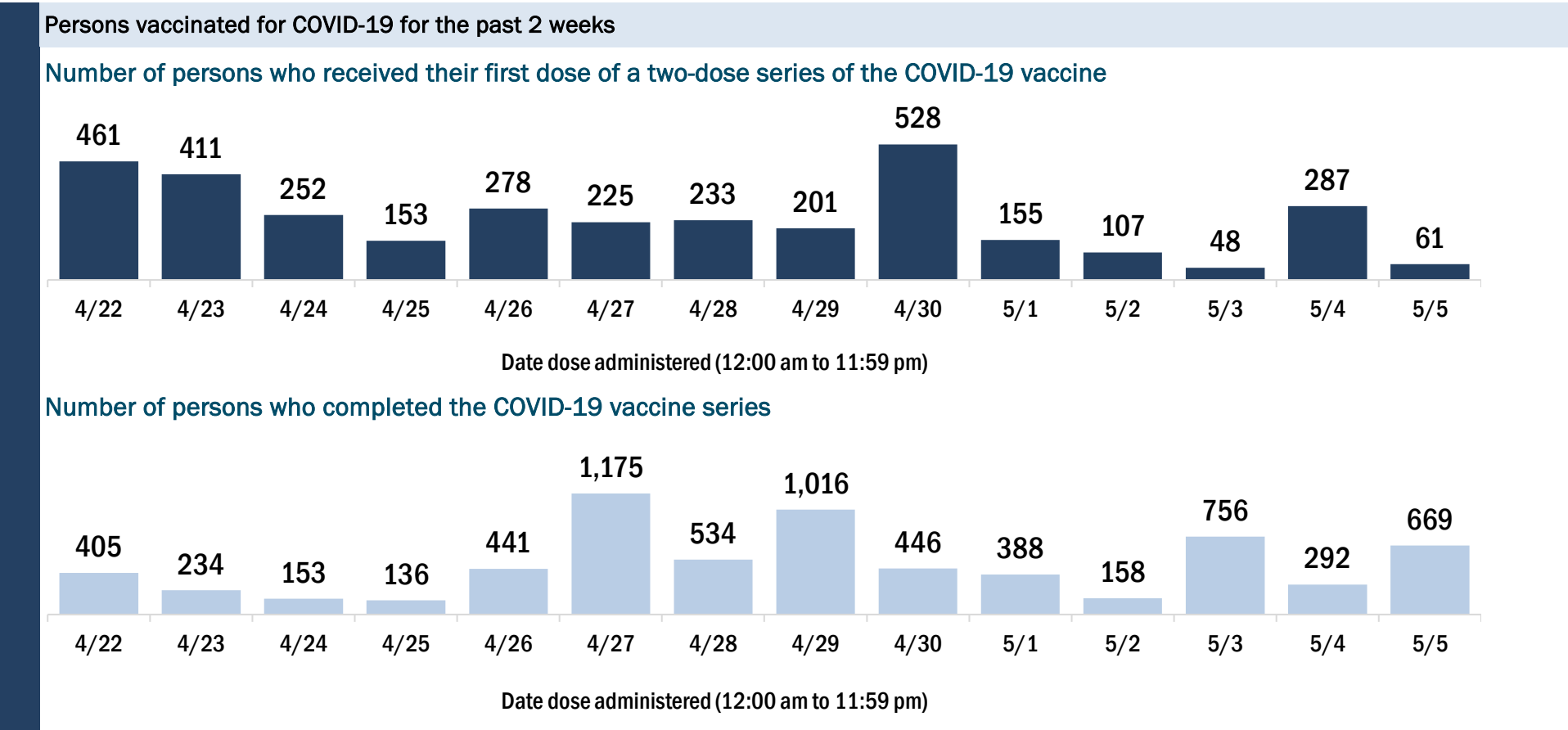
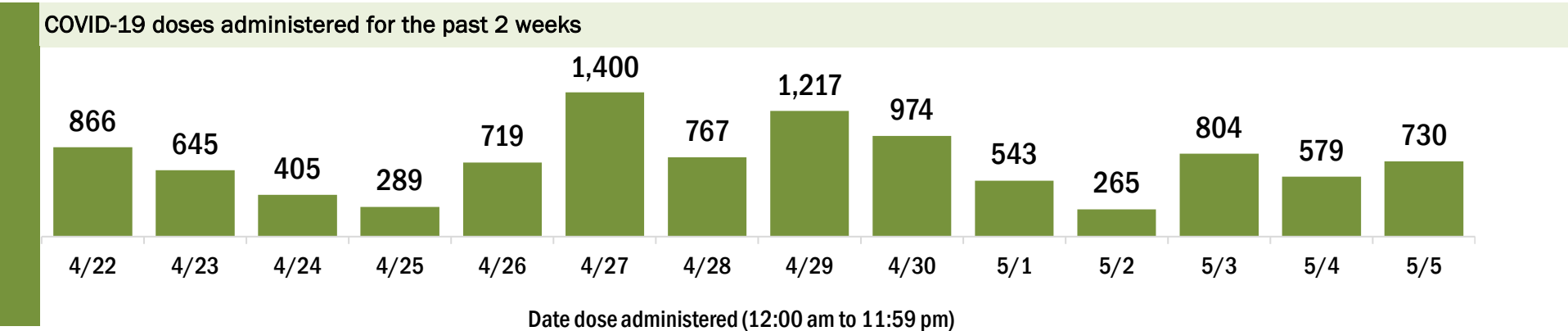
Data in this report are provisional and subject to change.

Data in this summary pertain to COVID-19 vaccines approved by the U.S. Food and Drug Administration and have been issued an Emergency Use Authorization (Janssen COVID-19 Vaccine, Moderna COVID-19 Vaccine and Pfizer-BioNTech COVID-19 Vaccine). These data summarize the number of people who have received either their first dose or have completed the series for a COVID-19 vaccine. **A person can only be counted in one category, first dose or series complete.** For persons receiving Moderna or Pfizer vaccines, once they receive their second dose, they are moved from the first dose column to the series completed column. **Because of this, the total first dose category may show a change from report to report not matching the total receiving their first dose from the previous day.** Persons receiving Johnson & Johnson vaccines will always be counted in the series completed column.

COVID-19 doses for vaccinated persons in Florida	
Doses administered	105,543
People receiving one dose of a 1-dose series (Johnson & Johnson) or receiving only one dose of a 2-dose series (Moderna, Pfizer) count once. Persons receiving both doses of a 2-dose series count twice.	

Current status of persons vaccinated for COVID-19 in Florida	
Total people vaccinated	61,710
First dose	13,894
Series completed	47,816
Completed 1-dose series	3,983
Completed 2-dose series	43,833
First dose: current number of people who have only received their first dose of the Moderna or Pfizer vaccine.	
Series complete: current number of people who have received both Moderna or Pfizer vaccine doses or one Johnson & Johnson dose and are considered fully immunized.	

Demographic summary	First dose	Series complete	Total people vaccinated
Age group	13,894	47,816	61,710
16-24 years	1,535	1,322	2,857
25-34 years	2,204	2,596	4,800
35-44 years	2,144	3,964	6,108
45-54 years	2,073	5,408	7,481
55-64 years	2,818	10,829	13,647
65-74 years	1,745	13,591	15,336
75-84 years	997	7,405	8,402
85+ years	378	2,701	3,079
Race	13,894	47,816	61,710
White	7,902	33,409	41,311
Black	922	2,533	3,455
American Indian/Alaskan	72	197	269
Other	1,544	4,308	5,852
Unknown	3,454	7,369	10,823
Other race includes Asian, native Hawaiian/Pacific Islander, or other.			
Ethnicity	13,894	47,816	61,710
Hispanic	1,003	1,735	2,738
Non-Hispanic	6,992	30,189	37,181
Unknown	5,899	15,892	21,791
Gender	13,894	47,816	61,710
Female	7,435	27,217	34,652
Male	6,334	20,570	26,904
Unknown	125	29	154



# COVID-19: Okeechobee County vaccine summary

Vaccination data through May 5, 2021 as of May 6, 2021 at 12:18 AM

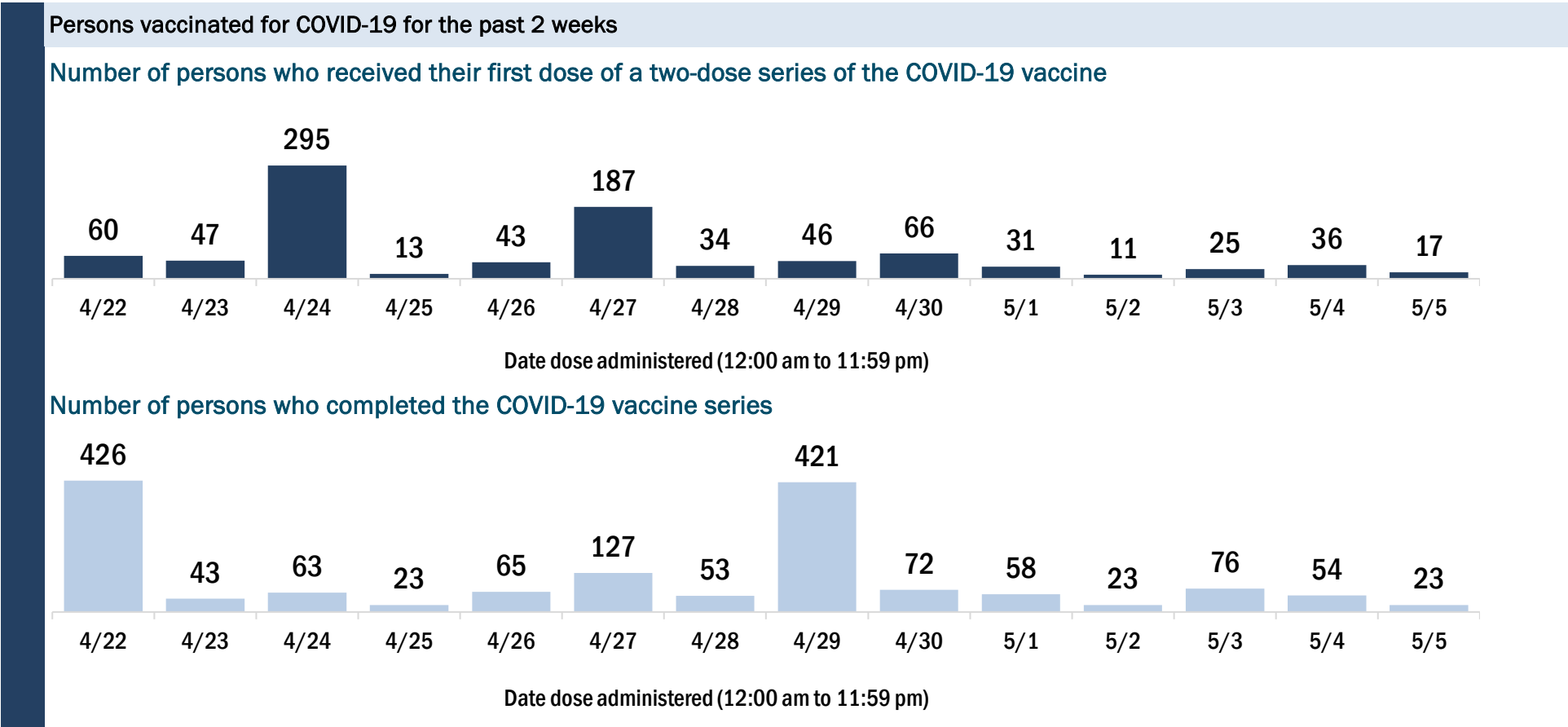
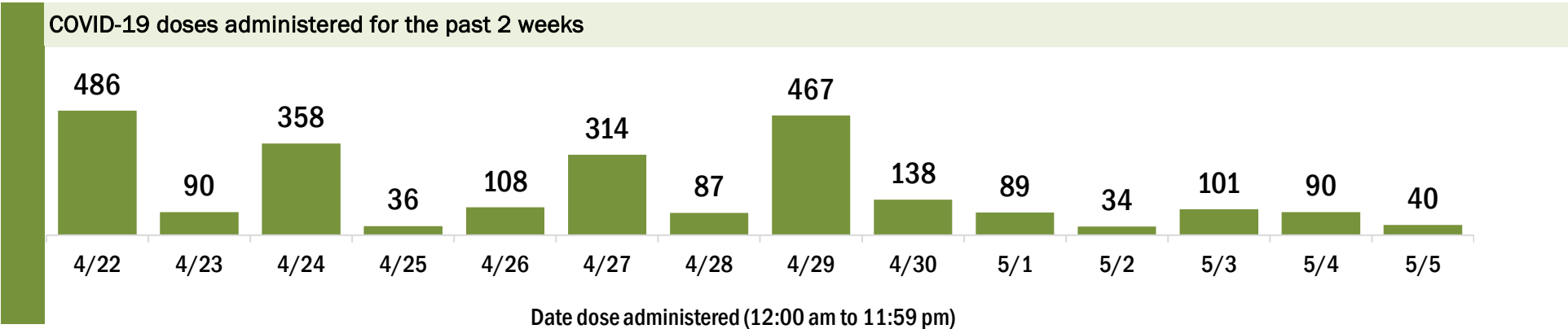
Data in this report are provisional and subject to change.

Data in this summary pertain to COVID-19 vaccines approved by the U.S. Food and Drug Administration and have been issued an Emergency Use Authorization (Janssen COVID-19 Vaccine, Moderna COVID-19 Vaccine and Pfizer-BioNTech COVID-19 Vaccine). These data summarize the number of people who have received either their first dose or have completed the series for a COVID-19 vaccine. **A person can only be counted in one category, first dose or series complete.** For persons receiving Moderna or Pfizer vaccines, once they receive their second dose, they are moved from the first dose column to the series completed column. **Because of this, the total first dose category may show a change from report to report not matching the total receiving their first dose from the previous day.** Persons receiving Johnson & Johnson vaccines will always be counted in the series completed column.

COVID-19 doses for vaccinated persons in Florida	
Doses administered	20,003
People receiving one dose of a 1-dose series (Johnson & Johnson) or receiving only one dose of a 2-dose series (Moderna, Pfizer) count once. Persons receiving both doses of a 2-dose series count twice.	

Current status of persons vaccinated for COVID-19 in Florida	
Total people vaccinated	12,051
First dose	3,470
Series completed	8,581
Completed 1-dose series	629
Completed 2-dose series	7,952
<b>First dose:</b> current number of people who have only received their first dose of the Moderna or Pfizer vaccine.	
<b>Series complete:</b> current number of people who have received both Moderna or Pfizer vaccine doses or one Johnson & Johnson dose and are considered fully immunized.	

Demographic summary	First dose	Series complete	Total people vaccinated
Age group	3,470	8,581	12,051
16-24 years	224	154	378
25-34 years	375	320	695
35-44 years	480	454	934
45-54 years	681	712	1,393
55-64 years	904	1,452	2,356
65-74 years	469	2,996	3,465
75-84 years	272	1,946	2,218
85+ years	65	547	612
Race	3,470	8,581	12,051
White	2,147	6,823	8,970
Black	167	197	364
American Indian/Alaskan	11	41	52
Other	261	772	1,033
Unknown	884	748	1,632
Other race includes Asian, native Hawaiian/Pacific Islander, or other.			
Ethnicity	3,470	8,581	12,051
Hispanic	627	930	1,557
Non-Hispanic	1,442	6,007	7,449
Unknown	1,401	1,644	3,045
Gender	3,470	8,581	12,051
Female	1,374	4,775	6,149
Male	2,091	3,806	5,897
Unknown	5	0	5





# COVID-19: Orange County vaccine summary

Vaccination data through May 5, 2021 as of May 6, 2021 at 12:18 AM

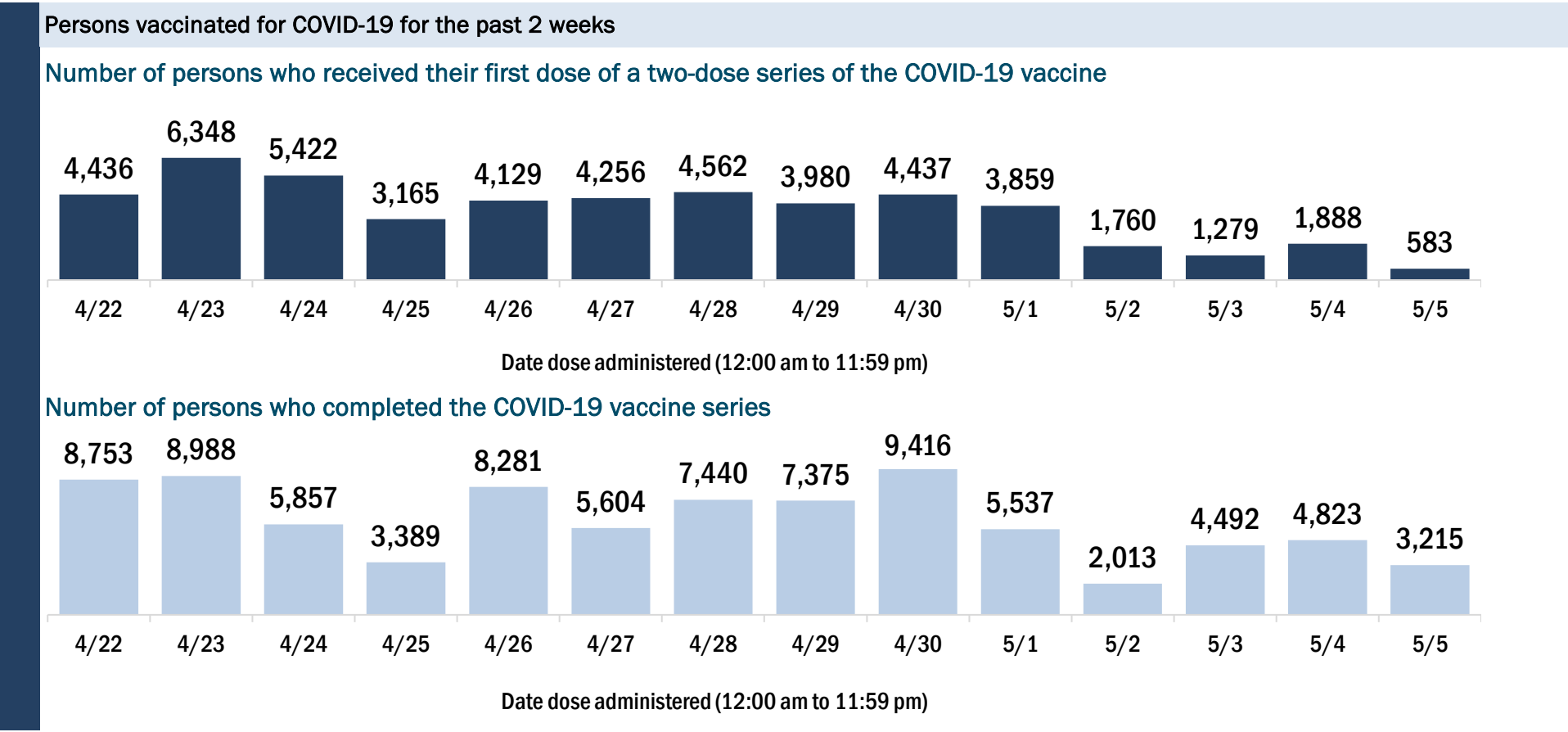
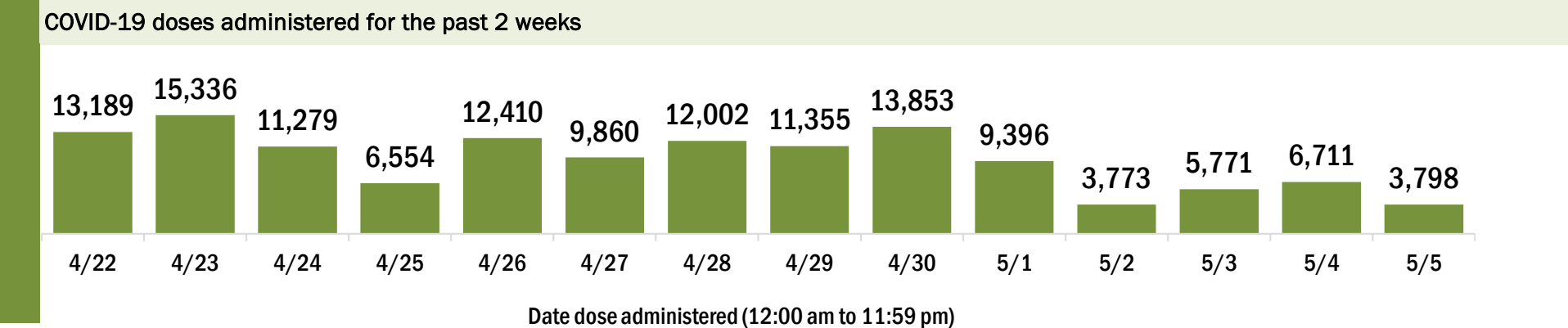
Data in this report are provisional and subject to change.

Data in this summary pertain to COVID-19 vaccines approved by the U.S. Food and Drug Administration and have been issued an Emergency Use Authorization (Janssen COVID-19 Vaccine, Moderna COVID-19 Vaccine and Pfizer-BioNTech COVID-19 Vaccine). These data summarize the number of people who have received either their first dose or have completed the series for a COVID-19 vaccine. **A person can only be counted in one category, first dose or series complete.** For persons receiving Moderna or Pfizer vaccines, once they receive their second dose, they are moved from the first dose column to the series completed column. **Because of this, the total first dose category may show a change from report to report not matching the total receiving their first dose from the previous day.** Persons receiving Johnson & Johnson vaccines will always be counted in the series completed column.

COVID-19 doses for vaccinated persons in Florida	
Doses administered	906,564
People receiving one dose of a 1-dose series (Johnson & Johnson) or receiving only one dose of a 2-dose series (Moderna, Pfizer) count once. Persons receiving both doses of a 2-dose series count twice.	

Current status of persons vaccinated for COVID-19 in Florida	
Total people vaccinated	558,562
First dose	152,633
Series completed	405,929
Completed 1-dose series	57,927
Completed 2-dose series	348,002
<b>First dose:</b> current number of people who have only received their first dose of the Moderna or Pfizer vaccine.	
<b>Series complete:</b> current number of people who have received both Moderna or Pfizer vaccine doses or one Johnson & Johnson dose and are considered fully immunized.	

Demographic summary	First dose	Series complete	Total people vaccinated
Age group	152,633	405,929	558,562
16-24 years	26,534	27,127	53,661
25-34 years	31,829	44,823	76,652
35-44 years	30,135	60,623	90,758
45-54 years	25,083	72,378	97,461
55-64 years	19,815	81,855	101,670
65-74 years	10,619	73,551	84,170
75-84 years	5,243	33,630	38,873
85+ years	3,375	11,942	15,317
Race	152,633	405,929	558,562
White	79,606	246,115	325,721
Black	13,364	31,856	45,220
American Indian/Alaskan	681	1,153	1,834
Other	27,435	68,659	96,094
Unknown	31,547	58,146	89,693
Other race includes Asian, native Hawaiian/Pacific Islander, or other.			
Ethnicity	152,633	405,929	558,562
Hispanic	31,224	50,133	81,357
Non-Hispanic	56,294	208,492	264,786
Unknown	65,115	147,304	212,419
Gender	152,633	405,929	558,562
Female	78,027	223,939	301,966
Male	72,583	180,966	253,549
Unknown	2,023	1,024	3,047



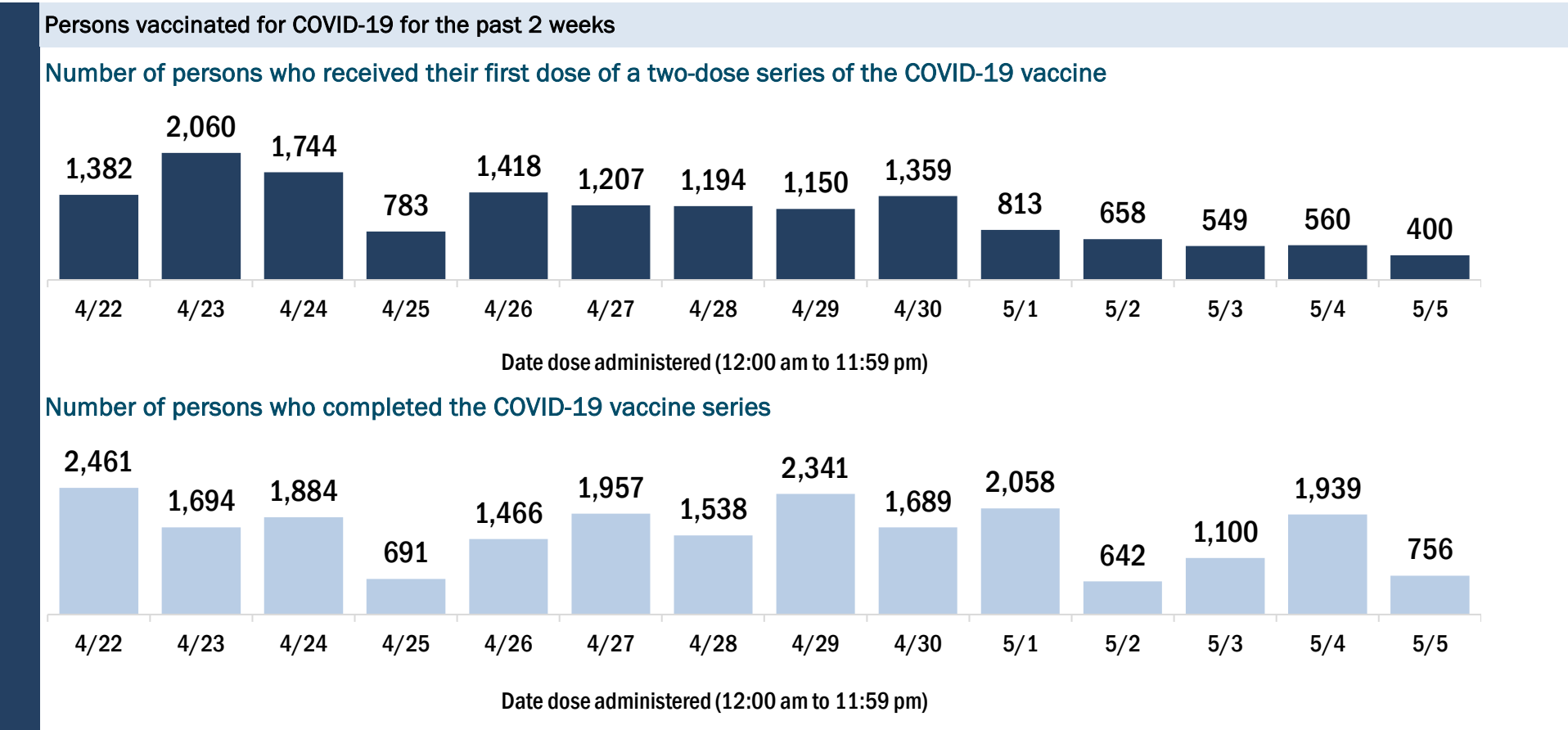
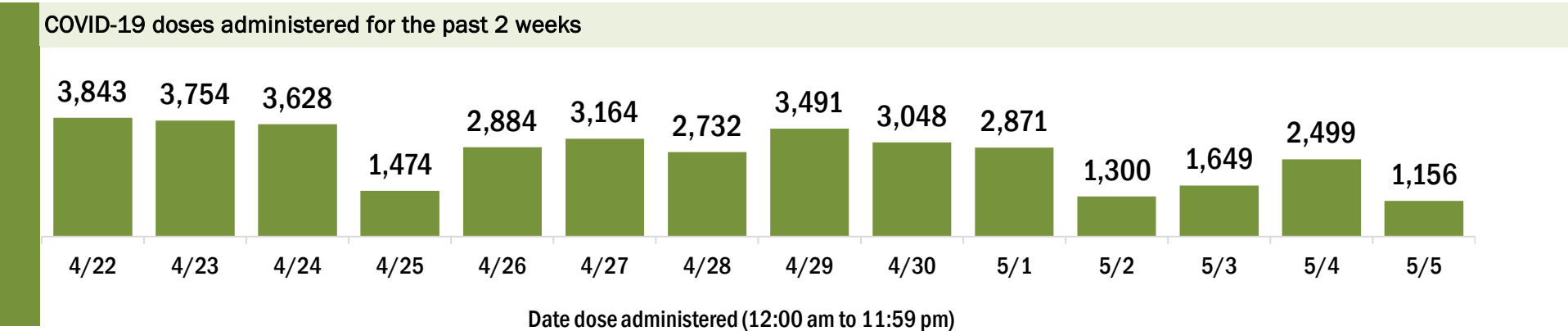
# COVID-19: Osceola County vaccine summary

Vaccination data through May 5, 2021 as of May 6, 2021 at 12:18 AM

Data in this report are provisional and subject to change.

Data in this summary pertain to COVID-19 vaccines approved by the U.S. Food and Drug Administration and have been issued an Emergency Use Authorization (Janssen COVID-19 Vaccine, Moderna COVID-19 Vaccine and Pfizer-BioNTech COVID-19 Vaccine). These data summarize the number of people who have received either their first dose or have completed the series for a COVID-19 vaccine. **A person can only be counted in one category, first dose or series complete.** For persons receiving Moderna or Pfizer vaccines, once they receive their second dose, they are moved from the first dose column to the series completed column. **Because of this, the total first dose category may show a change from report to report not matching the total receiving their first dose from the previous day.** Persons receiving Johnson & Johnson vaccines will always be counted in the series completed column.

COVID-19 doses for vaccinated persons in Florida		Demographic summary			
Doses administered	229,123	First dose	Series complete	Total people vaccinated	
People receiving one dose of a 1-dose series (Johnson & Johnson) or receiving only one dose of a 2-dose series (Moderna, Pfizer) count once. Persons receiving both doses of a 2-dose series count twice.		Age group	42,249	99,361	141,610
		16-24 years	7,130	4,749	11,879
		25-34 years	7,531	8,247	15,778
		35-44 years	8,405	12,138	20,543
		45-54 years	7,473	17,325	24,798
		55-64 years	6,099	21,162	27,261
		65-74 years	3,404	22,229	25,633
		75-84 years	1,669	10,503	12,172
		85+ years	538	3,008	3,546
		Race	42,249	99,361	141,610
		White	22,628	60,162	82,790
		Black	2,314	5,340	7,654
		American Indian/Alaskan	201	451	652
		Other	7,689	17,692	25,381
		Unknown	9,417	15,716	25,133
		Other race includes Asian, native Hawaiian/Pacific Islander, or other.			
		Ethnicity	42,249	99,361	141,610
		Hispanic	15,135	30,067	45,202
		Non-Hispanic	10,191	37,407	47,598
		Unknown	16,923	31,887	48,810
		Gender	42,249	99,361	141,610
		Female	22,399	55,985	78,384
		Male	19,708	43,304	63,012
		Unknown	142	72	214



# COVID-19: Palm Beach County vaccine summary

Vaccination data through May 5, 2021 as of May 6, 2021 at 12:18 AM

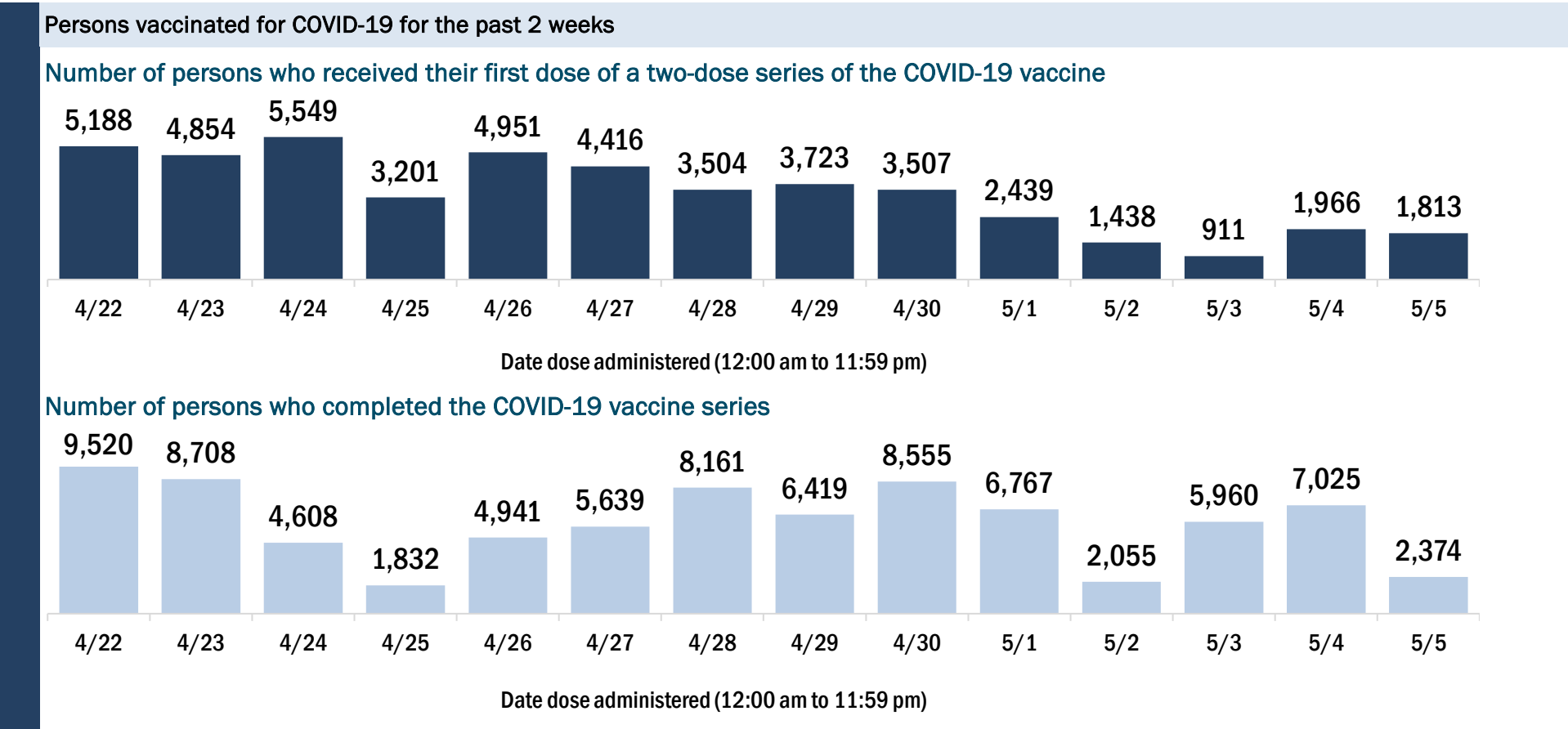
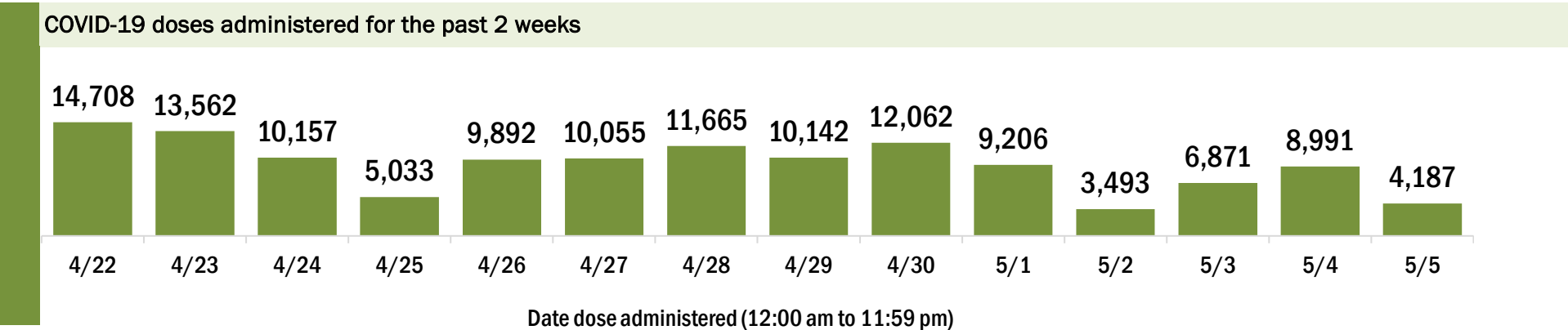
Data in this report are provisional and subject to change.

Data in this summary pertain to COVID-19 vaccines approved by the U.S. Food and Drug Administration and have been issued an Emergency Use Authorization (Janssen COVID-19 Vaccine, Moderna COVID-19 Vaccine and Pfizer-BioNTech COVID-19 Vaccine). These data summarize the number of people who have received either their first dose or have completed the series for a COVID-19 vaccine. **A person can only be counted in one category, first dose or series complete.** For persons receiving Moderna or Pfizer vaccines, once they receive their second dose, they are moved from the first dose column to the series completed column. **Because of this, the total first dose category may show a change from report to report not matching the total receiving their first dose from the previous day.** Persons receiving Johnson & Johnson vaccines will always be counted in the series completed column.

COVID-19 doses for vaccinated persons in Florida	
Doses administered	1,112,989
People receiving one dose of a 1-dose series (Johnson & Johnson) or receiving only one dose of a 2-dose series (Moderna, Pfizer) count once. Persons receiving both doses of a 2-dose series count twice.	

Current status of persons vaccinated for COVID-19 in Florida	
Total people vaccinated	668,038
First dose	180,498
Series completed	487,540
Completed 1-dose series	42,589
Completed 2-dose series	444,951
First dose: current number of people who have only received their first dose of the Moderna or Pfizer vaccine.	
Series complete: current number of people who have received both Moderna or Pfizer vaccine doses or one Johnson & Johnson dose and are considered fully immunized.	

Demographic summary	First dose	Series complete	Total people vaccinated
Age group	180,498	487,540	668,038
16-24 years	19,643	15,160	34,803
25-34 years	23,914	25,133	49,047
35-44 years	27,150	38,994	66,144
45-54 years	29,964	60,991	90,955
55-64 years	31,938	95,537	127,475
65-74 years	24,477	129,138	153,615
75-84 years	15,994	87,147	103,141
85+ years	7,418	35,440	42,858
Race	180,498	487,540	668,038
White	104,715	313,817	418,532
Black	15,511	26,658	42,169
American Indian/Alaskan	829	1,348	2,177
Other	20,613	45,075	65,688
Unknown	38,830	100,642	139,472
Other race includes Asian, native Hawaiian/Pacific Islander, or other.			
Ethnicity	180,498	487,540	668,038
Hispanic	33,419	46,708	80,127
Non-Hispanic	79,370	255,103	334,473
Unknown	67,709	185,729	253,438
Gender	180,498	487,540	668,038
Female	94,401	275,625	370,026
Male	85,559	211,557	297,116
Unknown	538	358	896





# COVID-19: Pasco County vaccine summary

Vaccination data through May 5, 2021 as of May 6, 2021 at 12:18 AM

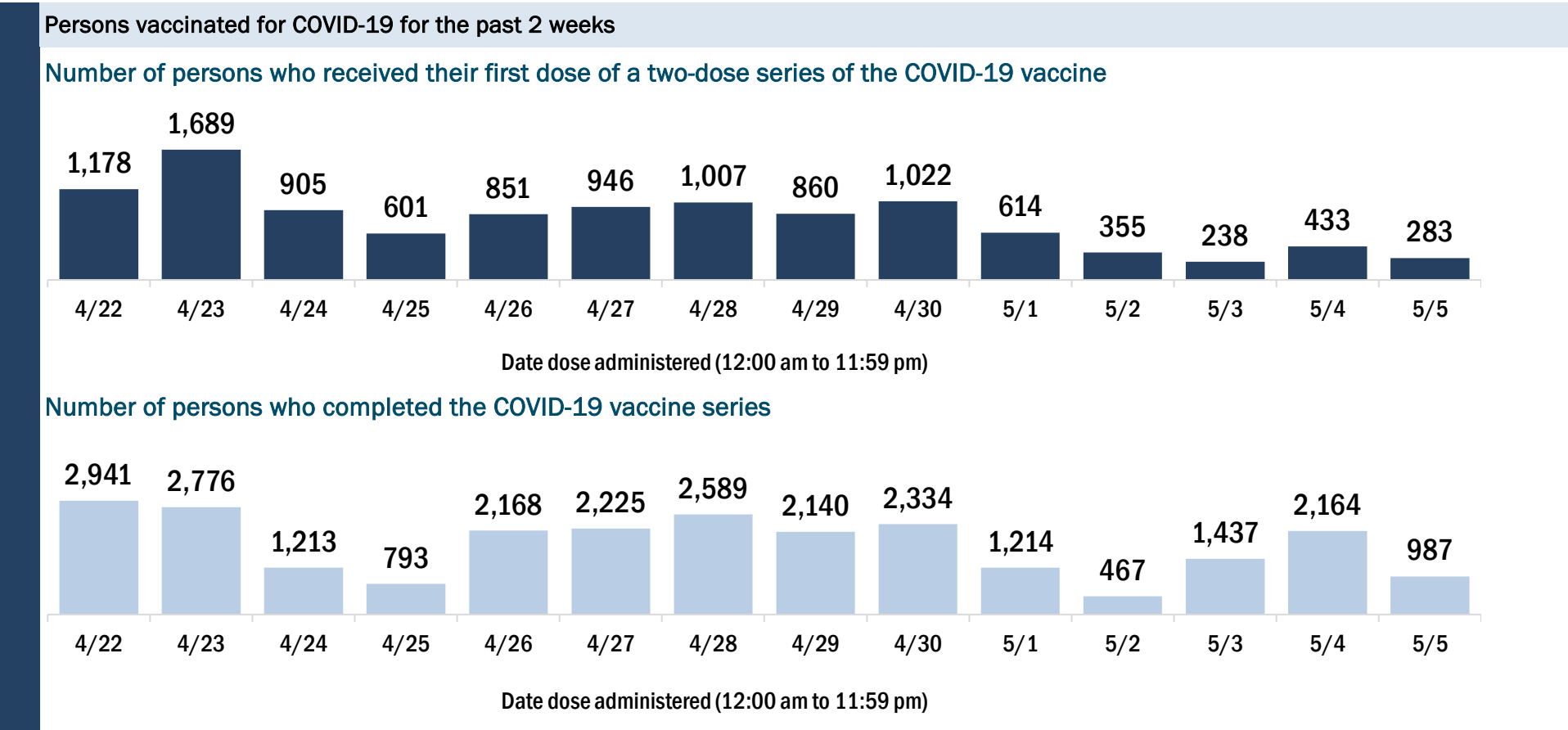
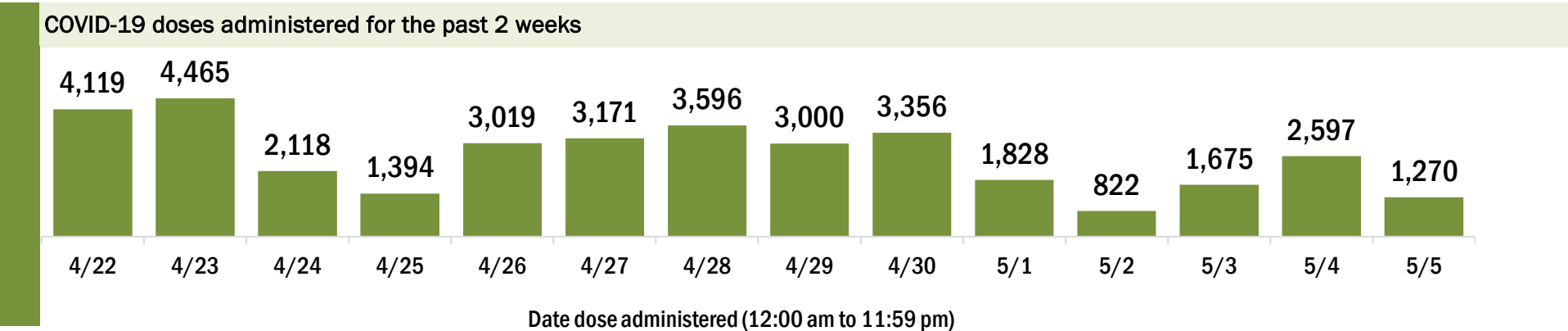
Data in this report are provisional and subject to change.

Data in this summary pertain to COVID-19 vaccines approved by the U.S. Food and Drug Administration and have been issued an Emergency Use Authorization (Janssen COVID-19 Vaccine, Moderna COVID-19 Vaccine and Pfizer-BioNTech COVID-19 Vaccine). These data summarize the number of people who have received either their first dose or have completed the series for a COVID-19 vaccine. **A person can only be counted in one category, first dose or series complete.** For persons receiving Moderna or Pfizer vaccines, once they receive their second dose, they are moved from the first dose column to the series completed column. **Because of this, the total first dose category may show a change from report to report not matching the total receiving their first dose from the previous day.** Persons receiving Johnson & Johnson vaccines will always be counted in the series completed column.

COVID-19 doses for vaccinated persons in Florida	
Doses administered	345,650
People receiving one dose of a 1-dose series (Johnson & Johnson) or receiving only one dose of a 2-dose series (Moderna, Pfizer) count once. Persons receiving both doses of a 2-dose series count twice.	

Current status of persons vaccinated for COVID-19 in Florida	
Total people vaccinated	206,649
First dose	54,599
Series completed	152,050
Completed 1-dose series	13,049
Completed 2-dose series	139,001
<b>First dose:</b> current number of people who have only received their first dose of the Moderna or Pfizer vaccine.	
<b>Series complete:</b> current number of people who have received both Moderna or Pfizer vaccine doses or one Johnson & Johnson dose and are considered fully immunized.	

Demographic summary	First dose	Series complete	Total people vaccinated
Age group	54,599	152,050	206,649
16-24 years	6,131	4,683	10,814
25-34 years	6,207	7,191	13,398
35-44 years	7,978	13,074	21,052
45-54 years	8,538	19,926	28,464
55-64 years	9,507	30,527	40,034
65-74 years	8,764	43,062	51,826
75-84 years	5,638	25,868	31,506
85+ years	1,836	7,719	9,555
Race	54,599	152,050	206,649
White	37,262	114,751	152,013
Black	2,251	4,321	6,572
American Indian/Alaskan	303	530	833
Other	6,161	14,154	20,315
Unknown	8,622	18,294	26,916
Other race includes Asian, native Hawaiian/Pacific Islander, or other.			
Ethnicity	54,599	152,050	206,649
Hispanic	5,370	8,958	14,328
Non-Hispanic	27,840	92,263	120,103
Unknown	21,389	50,829	72,218
Gender	54,599	152,050	206,649
Female	29,143	87,481	116,624
Male	25,373	64,456	89,829
Unknown	83	113	196





# COVID-19: Pinellas County vaccine summary

Vaccination data through May 5, 2021 as of May 6, 2021 at 12:18 AM

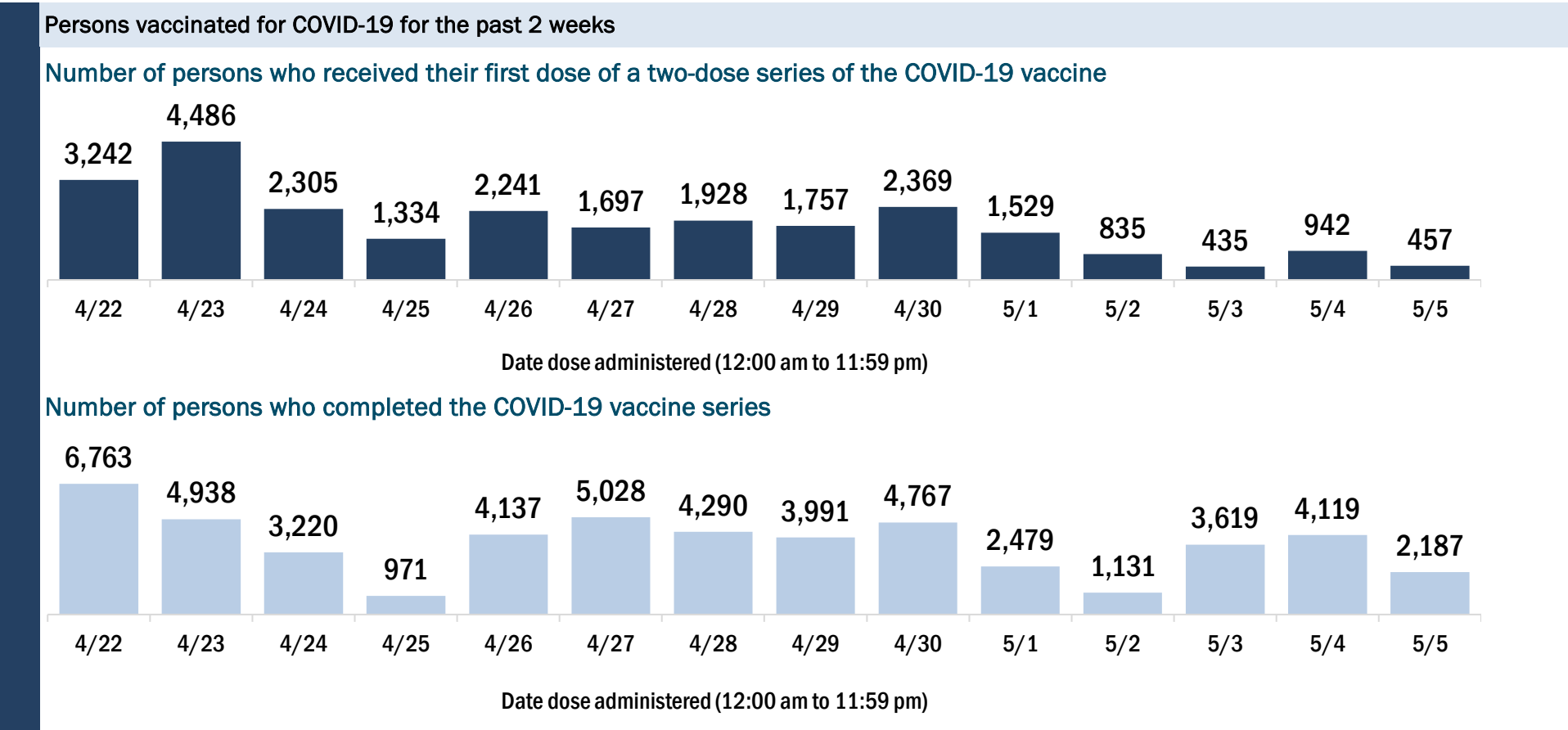
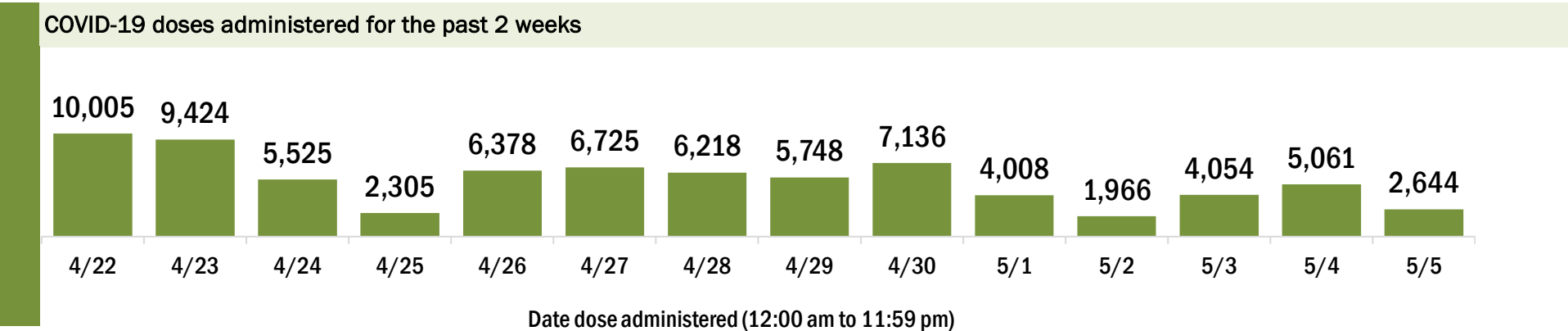
Data in this report are provisional and subject to change.

Data in this summary pertain to COVID-19 vaccines approved by the U.S. Food and Drug Administration and have been issued an Emergency Use Authorization (Janssen COVID-19 Vaccine, Moderna COVID-19 Vaccine and Pfizer-BioNTech COVID-19 Vaccine). These data summarize the number of people who have received either their first dose or have completed the series for a COVID-19 vaccine. **A person can only be counted in one category, first dose or series complete.** For persons receiving Moderna or Pfizer vaccines, once they receive their second dose, they are moved from the first dose column to the series completed column. **Because of this, the total first dose category may show a change from report to report not matching the total receiving their first dose from the previous day.** Persons receiving Johnson & Johnson vaccines will always be counted in the series completed column.

COVID-19 doses for vaccinated persons in Florida	
Doses administered	748,313
People receiving one dose of a 1-dose series (Johnson & Johnson) or receiving only one dose of a 2-dose series (Moderna, Pfizer) count once. Persons receiving both doses of a 2-dose series count twice.	

Current status of persons vaccinated for COVID-19 in Florida	
Total people vaccinated	434,140
First dose	97,759
Series completed	336,381
Completed 1-dose series	22,208
Completed 2-dose series	314,173
First dose: current number of people who have only received their first dose of the Moderna or Pfizer vaccine.	
Series complete: current number of people who have received both Moderna or Pfizer vaccine doses or one Johnson & Johnson dose and are considered fully immunized.	

Demographic summary	First dose	Series complete	Total people vaccinated
Age group	97,759	336,381	434,140
16-24 years	11,136	9,331	20,467
25-34 years	14,964	19,554	34,518
35-44 years	14,455	26,947	41,402
45-54 years	14,150	42,051	56,201
55-64 years	17,265	77,519	94,784
65-74 years	14,000	93,315	107,315
75-84 years	8,168	49,141	57,309
85+ years	3,621	18,523	22,144
Race	97,759	336,381	434,140
White	62,249	252,911	315,160
Black	5,963	14,235	20,198
American Indian/Alaskan	433	751	1,184
Other	9,928	27,046	36,974
Unknown	19,186	41,438	60,624
Other race includes Asian, native Hawaiian/Pacific Islander, or other.			
Ethnicity	97,759	336,381	434,140
Hispanic	5,496	11,358	16,854
Non-Hispanic	51,048	211,945	262,993
Unknown	41,215	113,078	154,293
Gender	97,759	336,381	434,140
Female	51,571	191,731	243,302
Male	45,921	144,096	190,017
Unknown	267	554	821



# COVID-19: Polk County vaccine summary

Vaccination data through May 5, 2021 as of May 6, 2021 at 12:18 AM

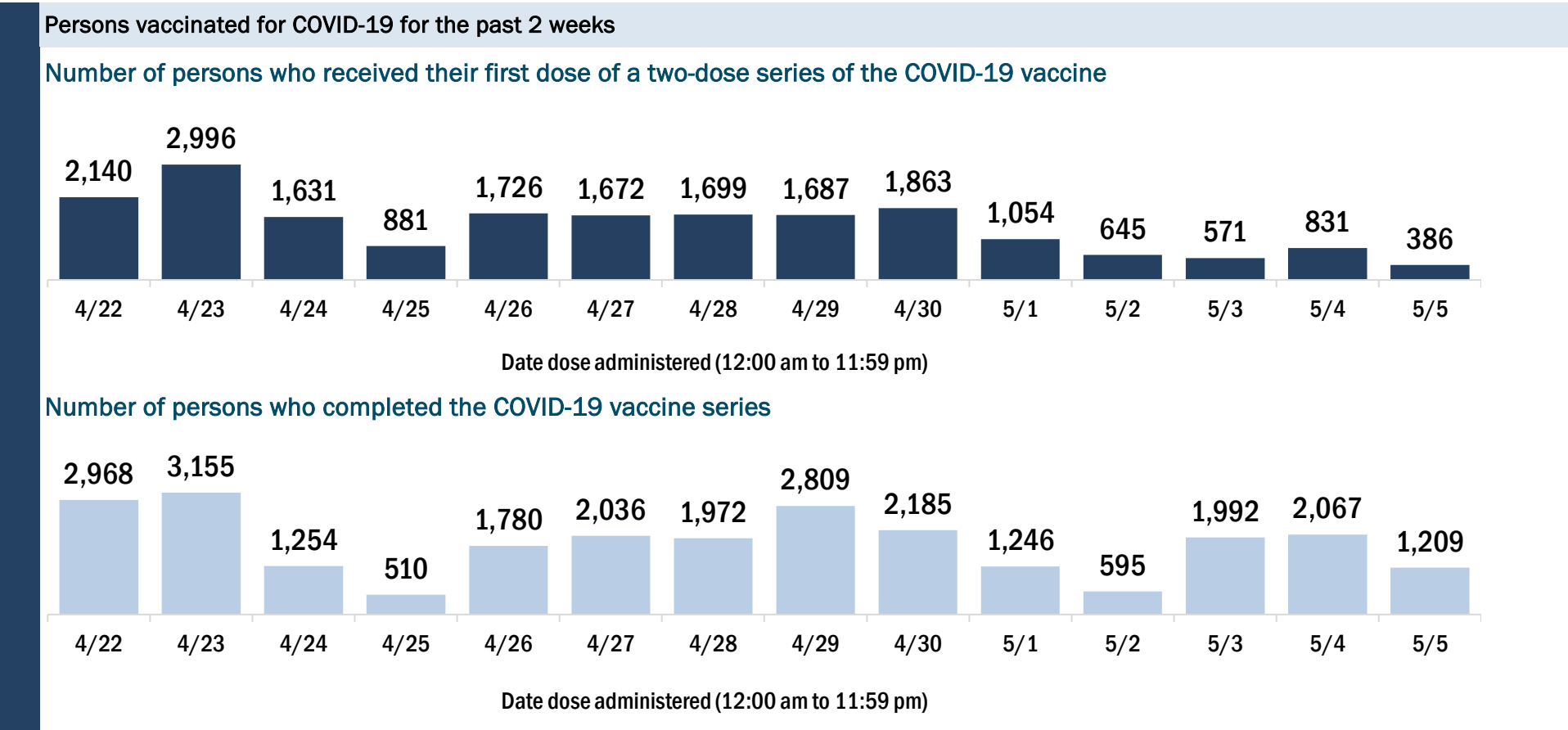
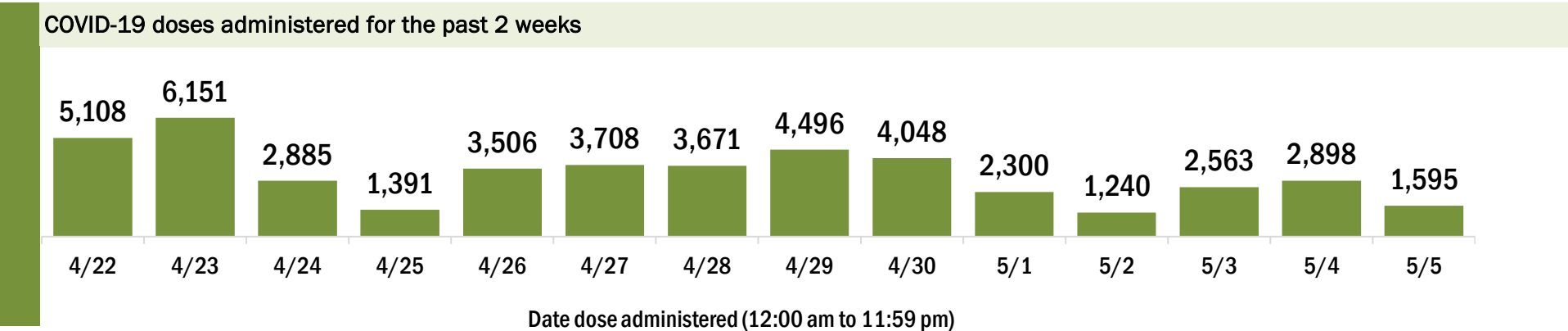
Data in this report are provisional and subject to change.

Data in this summary pertain to COVID-19 vaccines approved by the U.S. Food and Drug Administration and have been issued an Emergency Use Authorization (Janssen COVID-19 Vaccine, Moderna COVID-19 Vaccine and Pfizer-BioNTech COVID-19 Vaccine). These data summarize the number of people who have received either their first dose or have completed the series for a COVID-19 vaccine. **A person can only be counted in one category, first dose or series complete.** For persons receiving Moderna or Pfizer vaccines, once they receive their second dose, they are moved from the first dose column to the series completed column. **Because of this, the total first dose category may show a change from report to report not matching the total receiving their first dose from the previous day.** Persons receiving Johnson & Johnson vaccines will always be counted in the series completed column.

COVID-19 doses for vaccinated persons in Florida	
Doses administered	404,629
People receiving one dose of a 1-dose series (Johnson & Johnson) or receiving only one dose of a 2-dose series (Moderna, Pfizer) count once. Persons receiving both doses of a 2-dose series count twice.	

Current status of persons vaccinated for COVID-19 in Florida	
Total people vaccinated	245,228
First dose	73,612
Series completed	171,616
Completed 1-dose series	12,215
Completed 2-dose series	159,401
<b>First dose:</b> current number of people who have only received their first dose of the Moderna or Pfizer vaccine.	
<b>Series complete:</b> current number of people who have received both Moderna or Pfizer vaccine doses or one Johnson & Johnson dose and are considered fully immunized.	

Demographic summary	First dose	Series complete	Total people vaccinated
Age group	73,612	171,616	245,228
16-24 years	7,719	4,755	12,474
25-34 years	10,019	9,075	19,094
35-44 years	11,002	13,044	24,046
45-54 years	11,498	20,329	31,827
55-64 years	12,479	33,998	46,477
65-74 years	11,433	51,071	62,504
75-84 years	7,046	30,516	37,562
85+ years	2,416	8,828	11,244
Race	73,612	171,616	245,228
White	43,909	121,326	165,235
Black	6,562	11,518	18,080
American Indian/Alaskan	523	797	1,320
Other	8,675	14,529	23,204
Unknown	13,943	23,446	37,389
Other race includes Asian, native Hawaiian/Pacific Islander, or other.			
Ethnicity	73,612	171,616	245,228
Hispanic	14,685	18,286	32,971
Non-Hispanic	31,221	98,197	129,418
Unknown	27,706	55,133	82,839
Gender	73,612	171,616	245,228
Female	38,377	97,446	135,823
Male	34,995	74,069	109,064
Unknown	240	101	341



# COVID-19: Putnam County vaccine summary

Vaccination data through May 5, 2021 as of May 6, 2021 at 12:18 AM

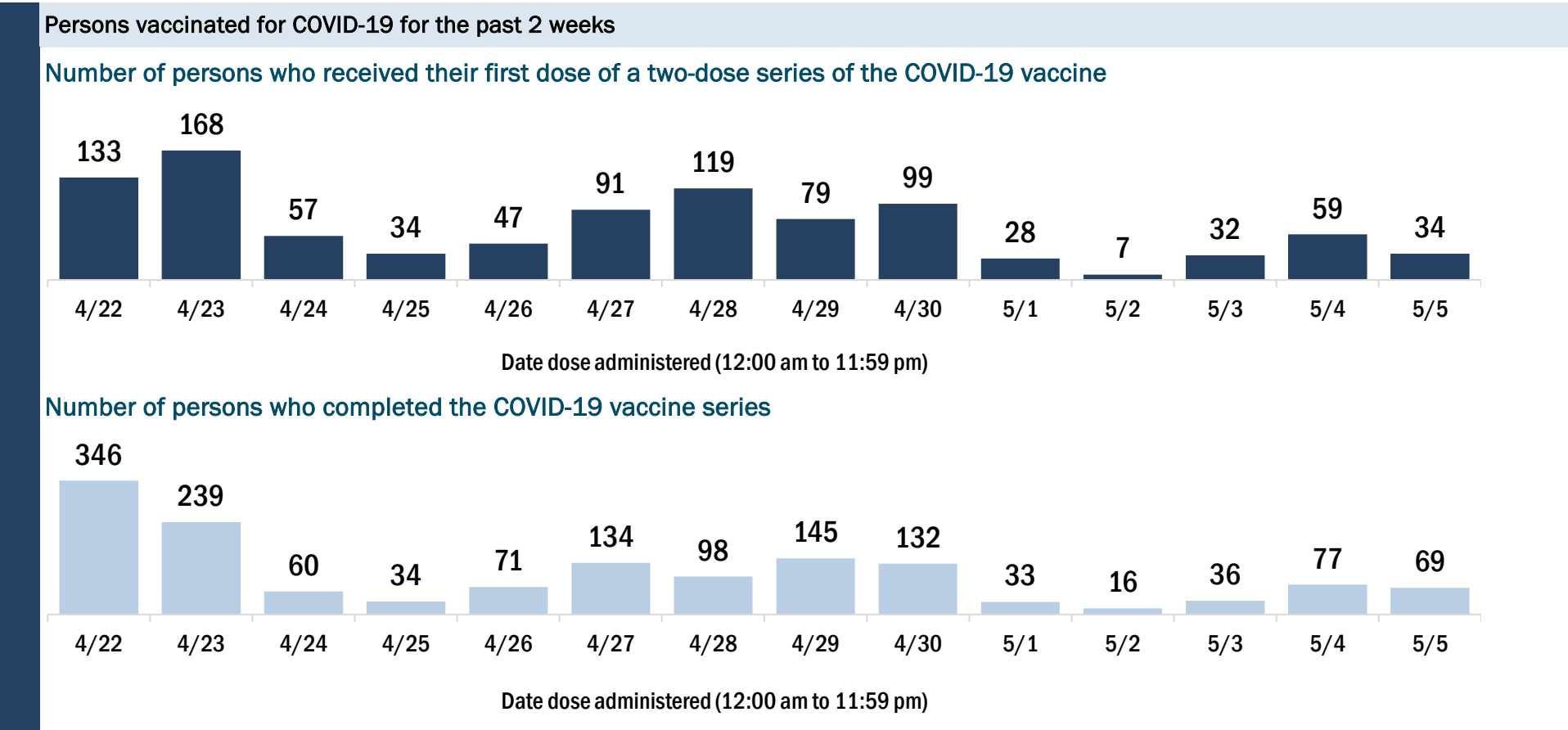
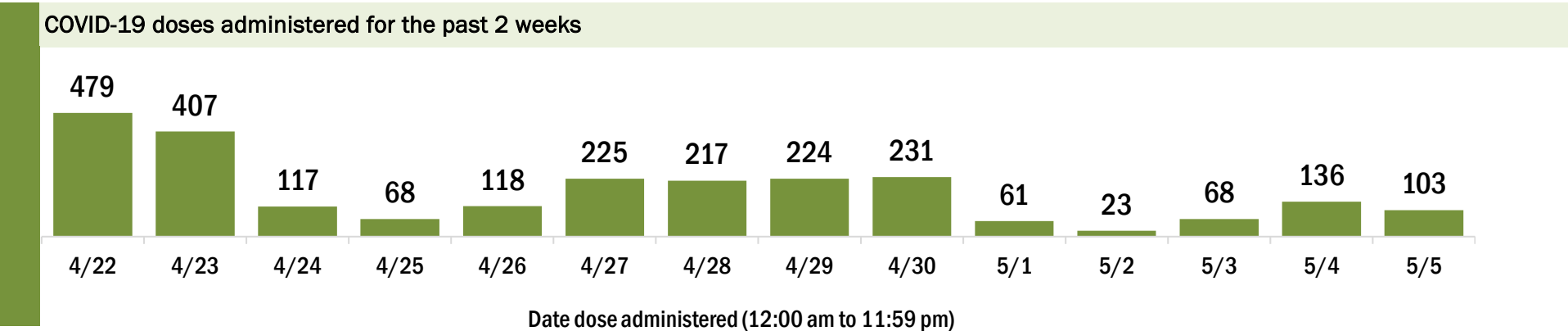
Data in this report are provisional and subject to change.

Data in this summary pertain to COVID-19 vaccines approved by the U.S. Food and Drug Administration and have been issued an Emergency Use Authorization (Janssen COVID-19 Vaccine, Moderna COVID-19 Vaccine and Pfizer-BioNTech COVID-19 Vaccine). These data summarize the number of people who have received either their first dose or have completed the series for a COVID-19 vaccine. **A person can only be counted in one category, first dose or series complete.** For persons receiving Moderna or Pfizer vaccines, once they receive their second dose, they are moved from the first dose column to the series completed column. **Because of this, the total first dose category may show a change from report to report not matching the total receiving their first dose from the previous day.** Persons receiving Johnson & Johnson vaccines will always be counted in the series completed column.

COVID-19 doses for vaccinated persons in Florida	
Doses administered	31,275
People receiving one dose of a 1-dose series (Johnson & Johnson) or receiving only one dose of a 2-dose series (Moderna, Pfizer) count once. Persons receiving both doses of a 2-dose series count twice.	

Current status of persons vaccinated for COVID-19 in Florida	
Total people vaccinated	18,780
First dose	5,382
Series completed	13,398
Completed 1-dose series	903
Completed 2-dose series	12,495
<b>First dose:</b> current number of people who have only received their first dose of the Moderna or Pfizer vaccine.	
<b>Series complete:</b> current number of people who have received both Moderna or Pfizer vaccine doses or one Johnson & Johnson dose and are considered fully immunized.	

Demographic summary	First dose	Series complete	Total people vaccinated
Age group	5,382	13,398	18,780
16-24 years	291	203	494
25-34 years	418	410	828
35-44 years	521	604	1,125
45-54 years	658	1,225	1,883
55-64 years	1,161	2,969	4,130
65-74 years	1,337	4,670	6,007
75-84 years	754	2,531	3,285
85+ years	242	786	1,028
Race	5,382	13,398	18,780
White	3,939	10,463	14,402
Black	562	1,411	1,973
American Indian/Alaskan	52	98	150
Other	466	765	1,231
Unknown	363	661	1,024
Other race includes Asian, native Hawaiian/Pacific Islander, or other.			
Ethnicity	5,382	13,398	18,780
Hispanic	371	569	940
Non-Hispanic	4,027	10,558	14,585
Unknown	984	2,271	3,255
Gender	5,382	13,398	18,780
Female	2,781	7,676	10,457
Male	2,587	5,716	8,303
Unknown	14	6	20



# COVID-19: Santa Rosa County vaccine summary

Vaccination data through May 5, 2021 as of May 6, 2021 at 12:18 AM

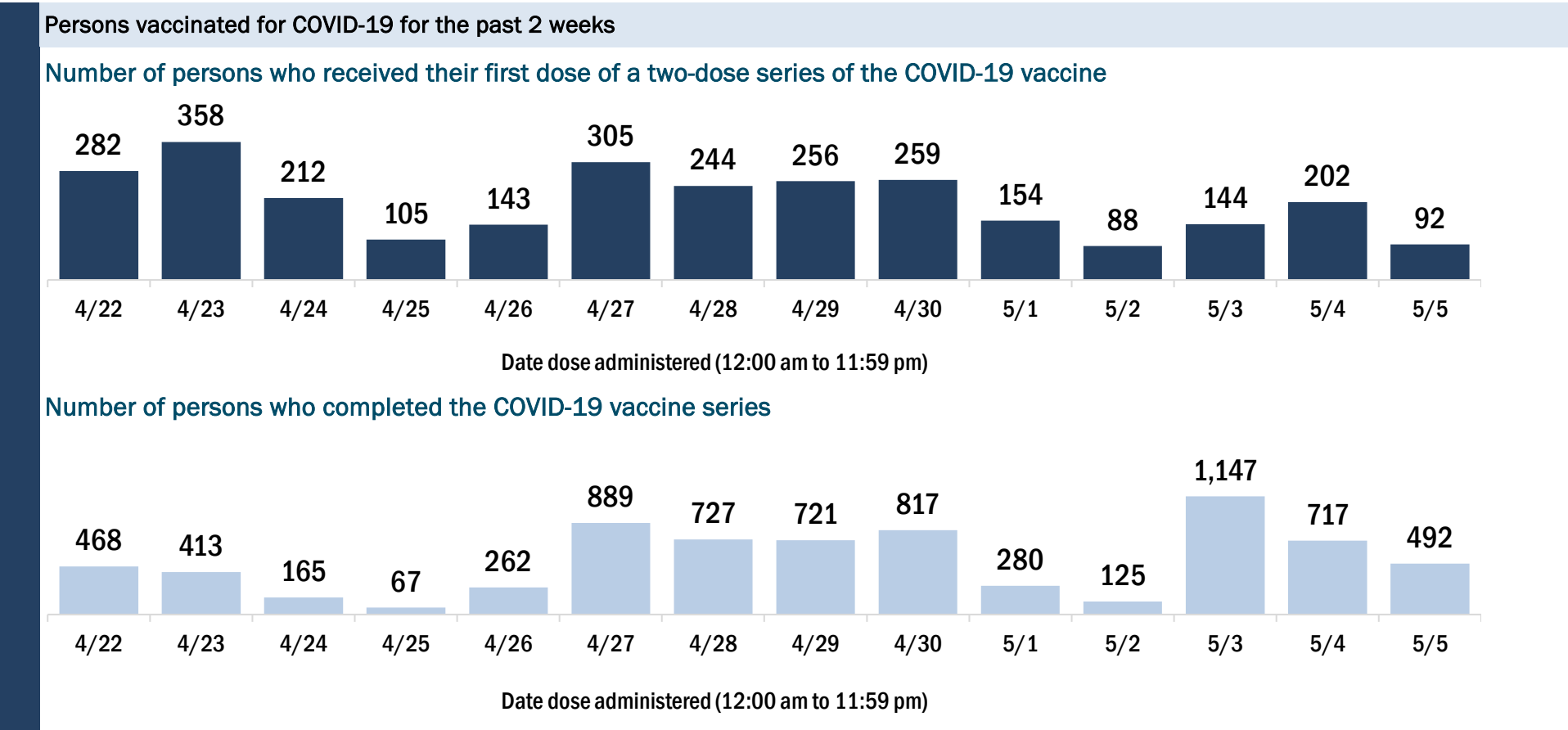
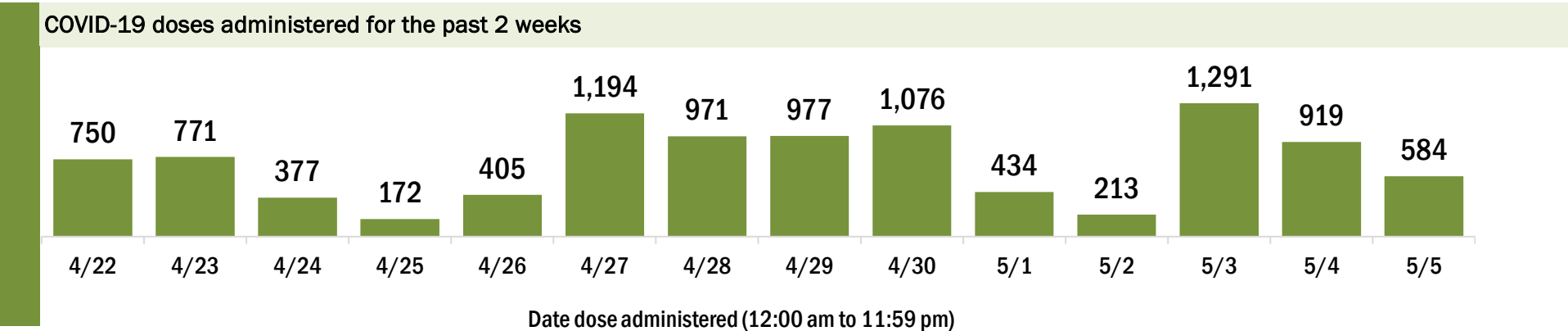
Data in this report are provisional and subject to change.

Data in this summary pertain to COVID-19 vaccines approved by the U.S. Food and Drug Administration and have been issued an Emergency Use Authorization (Janssen COVID-19 Vaccine, Moderna COVID-19 Vaccine and Pfizer-BioNTech COVID-19 Vaccine). These data summarize the number of people who have received either their first dose or have completed the series for a COVID-19 vaccine. **A person can only be counted in one category, first dose or series complete.** For persons receiving Moderna or Pfizer vaccines, once they receive their second dose, they are moved from the first dose column to the series completed column. **Because of this, the total first dose category may show a change from report to report not matching the total receiving their first dose from the previous day.** Persons receiving Johnson & Johnson vaccines will always be counted in the series completed column.

COVID-19 doses for vaccinated persons in Florida	
Doses administered	99,781
People receiving one dose of a 1-dose series (Johnson & Johnson) or receiving only one dose of a 2-dose series (Moderna, Pfizer) count once. Persons receiving both doses of a 2-dose series count twice.	

Current status of persons vaccinated for COVID-19 in Florida	
Total people vaccinated	58,625
First dose	14,836
Series completed	43,789
Completed 1-dose series	2,633
Completed 2-dose series	41,156
First dose: current number of people who have only received their first dose of the Moderna or Pfizer vaccine.	
Series complete: current number of people who have received both Moderna or Pfizer vaccine doses or one Johnson & Johnson dose and are considered fully immunized.	

Demographic summary	First dose	Series complete	Total people vaccinated
Age group	14,836	43,789	58,625
16-24 years	1,727	1,291	3,018
25-34 years	1,878	2,281	4,159
35-44 years	2,233	3,756	5,989
45-54 years	2,326	5,799	8,125
55-64 years	2,875	9,963	12,838
65-74 years	2,305	12,752	15,057
75-84 years	1,108	6,200	7,308
85+ years	384	1,747	2,131
Race	14,836	43,789	58,625
White	9,379	32,262	41,641
Black	776	1,557	2,333
American Indian/Alaskan	73	260	333
Other	1,250	2,922	4,172
Unknown	3,358	6,788	10,146
Other race includes Asian, native Hawaiian/Pacific Islander, or other.			
Ethnicity	14,836	43,789	58,625
Hispanic	762	1,270	2,032
Non-Hispanic	8,522	29,403	37,925
Unknown	5,552	13,116	18,668
Gender	14,836	43,789	58,625
Female	7,771	24,496	32,267
Male	7,047	19,281	26,328
Unknown	18	12	30





# COVID-19: Sarasota County vaccine summary

Vaccination data through May 5, 2021 as of May 6, 2021 at 12:18 AM

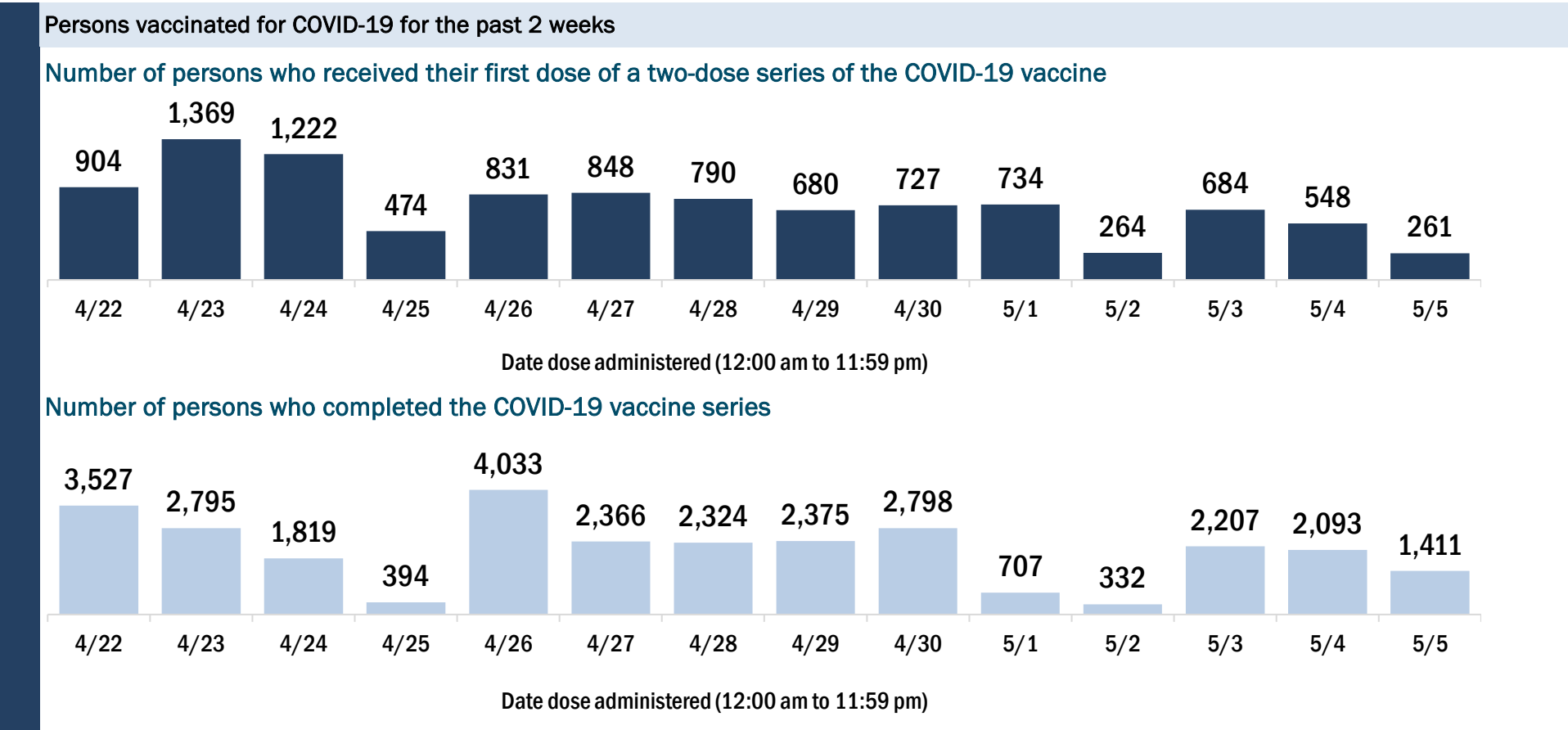
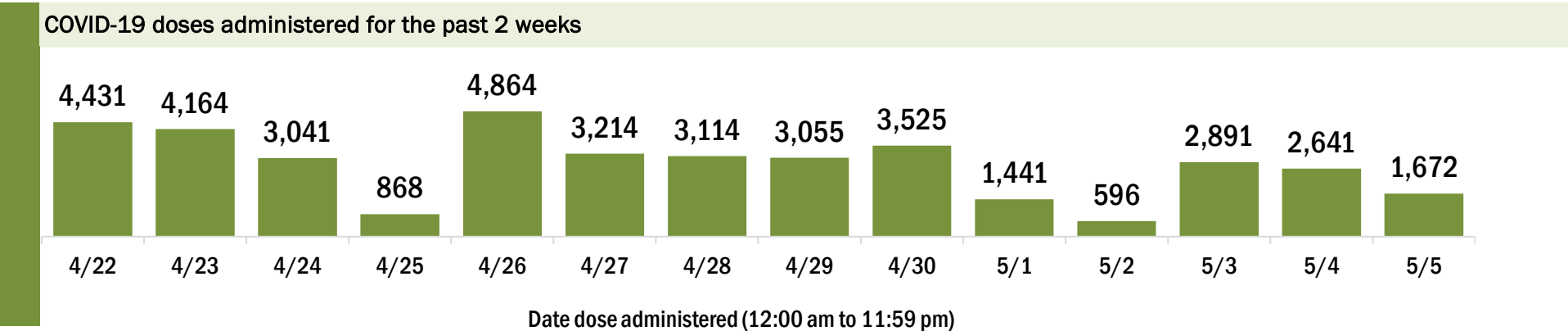
Data in this report are provisional and subject to change.

Data in this summary pertain to COVID-19 vaccines approved by the U.S. Food and Drug Administration and have been issued an Emergency Use Authorization (Janssen COVID-19 Vaccine, Moderna COVID-19 Vaccine and Pfizer-BioNTech COVID-19 Vaccine). These data summarize the number of people who have received either their first dose or have completed the series for a COVID-19 vaccine. **A person can only be counted in one category, first dose or series complete.** For persons receiving Moderna or Pfizer vaccines, once they receive their second dose, they are moved from the first dose column to the series completed column. **Because of this, the total first dose category may show a change from report to report not matching the total receiving their first dose from the previous day.** Persons receiving Johnson & Johnson vaccines will always be counted in the series completed column.

COVID-19 doses for vaccinated persons in Florida	
Doses administered	412,989
People receiving one dose of a 1-dose series (Johnson & Johnson) or receiving only one dose of a 2-dose series (Moderna, Pfizer) count once. Persons receiving both doses of a 2-dose series count twice.	

Current status of persons vaccinated for COVID-19 in Florida	
Total people vaccinated	240,612
First dose	58,441
Series completed	182,171
Completed 1-dose series	9,794
Completed 2-dose series	172,377
First dose: current number of people who have only received their first dose of the Moderna or Pfizer vaccine.	
Series complete: current number of people who have received both Moderna or Pfizer vaccine doses or one Johnson & Johnson dose and are considered fully immunized.	

Demographic summary	First dose	Series complete	Total people vaccinated
Age group	58,441	182,171	240,612
16-24 years	4,871	3,228	8,099
25-34 years	4,729	5,175	9,904
35-44 years	5,575	8,035	13,610
45-54 years	7,176	14,398	21,574
55-64 years	10,532	32,694	43,226
65-74 years	13,169	63,552	76,721
75-84 years	8,780	40,840	49,620
85+ years	3,609	14,249	17,858
Race	58,441	182,171	240,612
White	43,064	145,370	188,434
Black	1,330	2,587	3,917
American Indian/Alaskan	223	620	843
Other	4,443	11,868	16,311
Unknown	9,381	21,726	31,107
Other race includes Asian, native Hawaiian/Pacific Islander, or other.			
Ethnicity	58,441	182,171	240,612
Hispanic	4,887	6,090	10,977
Non-Hispanic	33,996	123,068	157,064
Unknown	19,558	53,013	72,571
Gender	58,441	182,171	240,612
Female	30,944	102,434	133,378
Male	27,366	79,612	106,978
Unknown	131	125	256



# COVID-19: Seminole County vaccine summary

Vaccination data through May 5, 2021 as of May 6, 2021 at 12:18 AM

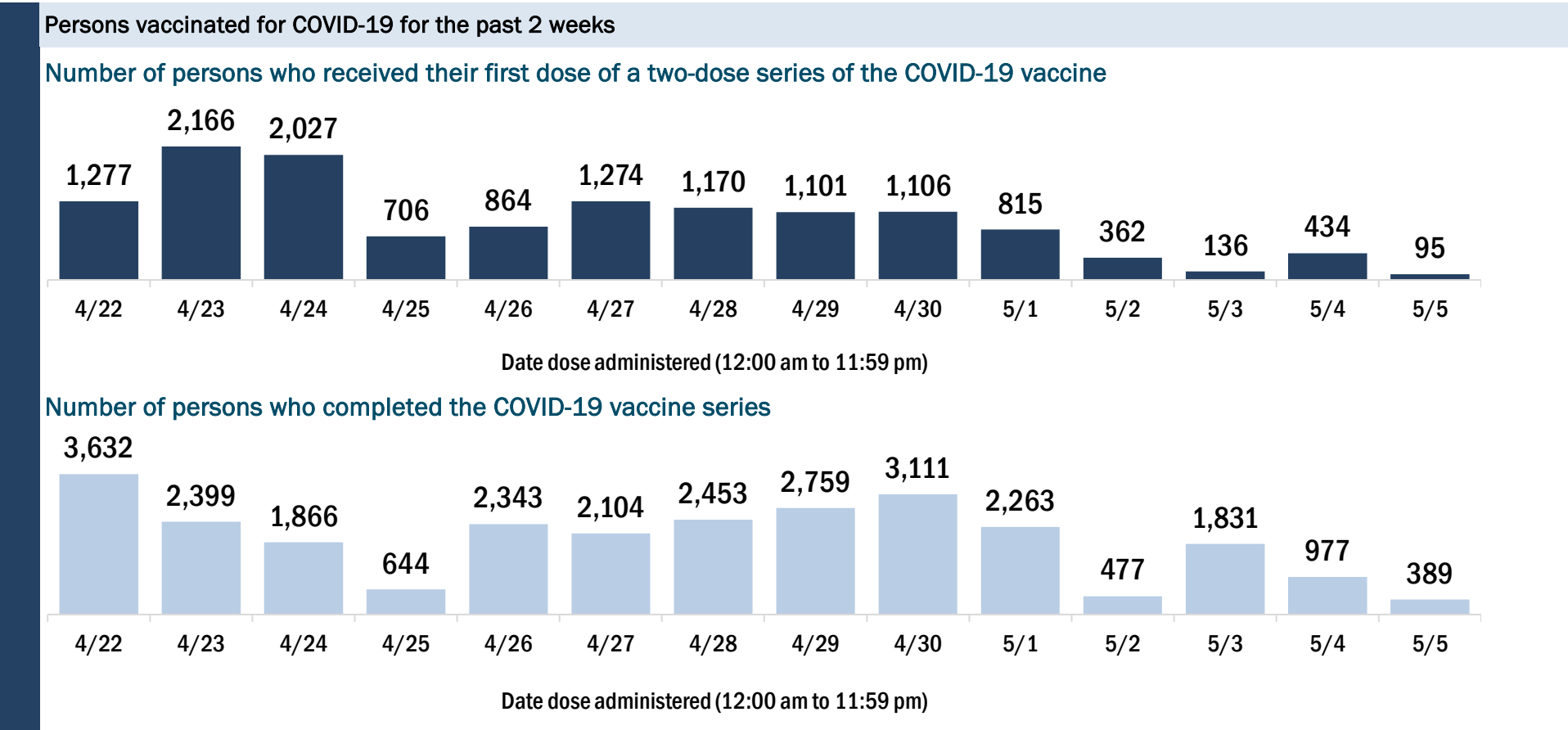
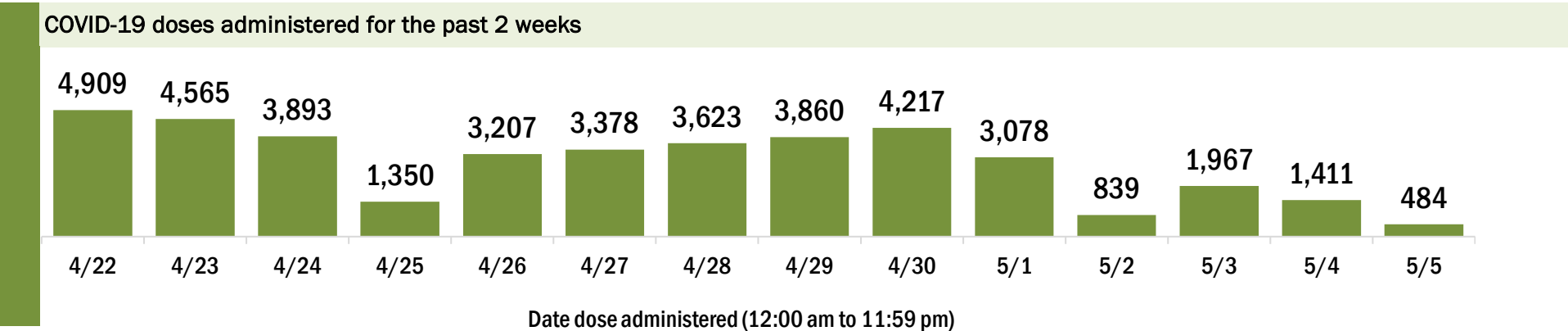
Data in this report are provisional and subject to change.

Data in this summary pertain to COVID-19 vaccines approved by the U.S. Food and Drug Administration and have been issued an Emergency Use Authorization (Janssen COVID-19 Vaccine, Moderna COVID-19 Vaccine and Pfizer-BioNTech COVID-19 Vaccine). These data summarize the number of people who have received either their first dose or have completed the series for a COVID-19 vaccine. **A person can only be counted in one category, first dose or series complete.** For persons receiving Moderna or Pfizer vaccines, once they receive their second dose, they are moved from the first dose column to the series completed column. **Because of this, the total first dose category may show a change from report to report not matching the total receiving their first dose from the previous day.** Persons receiving Johnson & Johnson vaccines will always be counted in the series completed column.

COVID-19 doses for vaccinated persons in Florida	
Doses administered	308,924
People receiving one dose of a 1-dose series (Johnson & Johnson) or receiving only one dose of a 2-dose series (Moderna, Pfizer) count once. Persons receiving both doses of a 2-dose series count twice.	

Current status of persons vaccinated for COVID-19 in Florida	
Total people vaccinated	182,433
First dose	44,971
Series completed	137,462
Completed 1-dose series	10,971
Completed 2-dose series	126,491
First dose: current number of people who have only received their first dose of the Moderna or Pfizer vaccine.	
Series complete: current number of people who have received both Moderna or Pfizer vaccine doses or one Johnson & Johnson dose and are considered fully immunized.	

Demographic summary	First dose	Series complete	Total people vaccinated
Age group	44,971	137,462	182,433
16-24 years	8,068	8,314	16,382
25-34 years	8,674	11,803	20,477
35-44 years	8,761	17,465	26,226
45-54 years	7,319	22,378	29,697
55-64 years	6,320	28,417	34,737
65-74 years	3,305	29,365	32,670
75-84 years	1,734	14,293	16,027
85+ years	790	5,427	6,217
Race	44,971	137,462	182,433
White	26,655	97,174	123,829
Black	3,497	8,845	12,342
American Indian/Alaskan	214	577	791
Other	7,252	19,788	27,040
Unknown	7,353	11,078	18,431
Other race includes Asian, native Hawaiian/Pacific Islander, or other.			
Ethnicity	44,971	137,462	182,433
Hispanic	7,867	15,924	23,791
Non-Hispanic	21,687	88,479	110,166
Unknown	15,417	33,059	48,476
Gender	44,971	137,462	182,433
Female	23,218	77,787	101,005
Male	21,532	59,553	81,085
Unknown	221	122	343



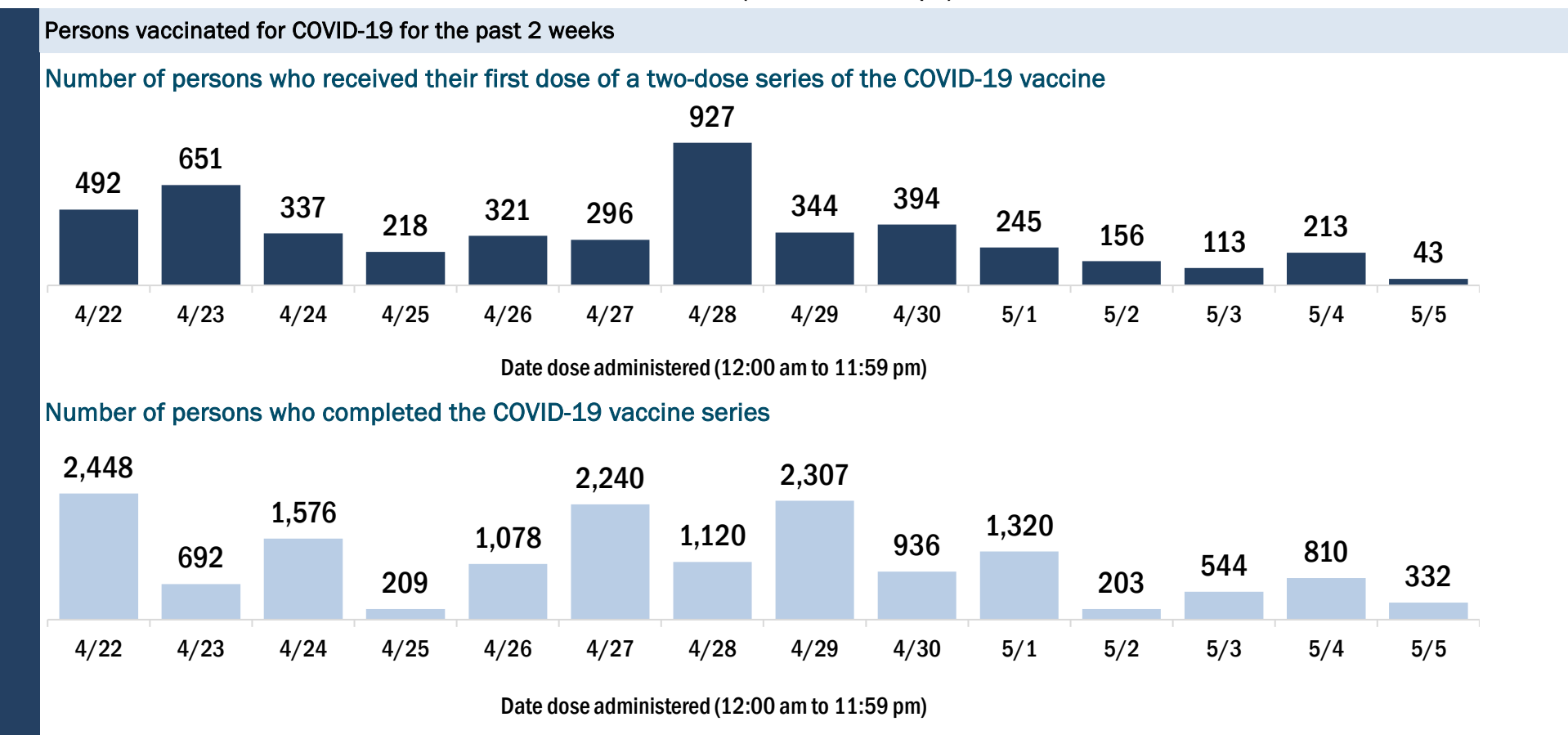
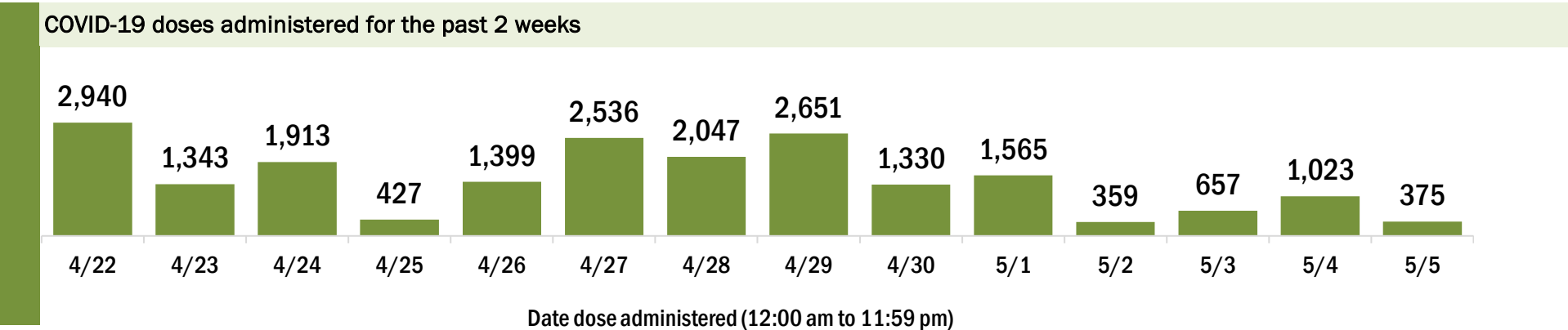
# COVID-19: St. Johns County vaccine summary

Vaccination data through May 5, 2021 as of May 6, 2021 at 12:18 AM

Data in this report are provisional and subject to change.

Data in this summary pertain to COVID-19 vaccines approved by the U.S. Food and Drug Administration and have been issued an Emergency Use Authorization (Janssen COVID-19 Vaccine, Moderna COVID-19 Vaccine and Pfizer-BioNTech COVID-19 Vaccine). These data summarize the number of people who have received either their first dose or have completed the series for a COVID-19 vaccine. **A person can only be counted in one category, first dose or series complete.** For persons receiving Moderna or Pfizer vaccines, once they receive their second dose, they are moved from the first dose column to the series completed column. **Because of this, the total first dose category may show a change from report to report not matching the total receiving their first dose from the previous day.** Persons receiving Johnson & Johnson vaccines will always be counted in the series completed column.

COVID-19 doses for vaccinated persons in Florida		Demographic summary			
Doses administered	227,896	First dose	Series complete	Total people vaccinated	
People receiving one dose of a 1-dose series (Johnson & Johnson) or receiving only one dose of a 2-dose series (Moderna, Pfizer) count once. Persons receiving both doses of a 2-dose series count twice.		Age group	20,609	106,578	127,187
		16-24 years	3,595	4,574	8,169
		25-34 years	2,674	5,556	8,230
		35-44 years	3,758	12,627	16,385
		45-54 years	3,494	15,923	19,417
		55-64 years	3,228	21,959	25,187
		65-74 years	2,245	28,170	30,415
		75-84 years	1,146	13,741	14,887
		85+ years	469	4,028	4,497
		Race	20,609	106,578	127,187
		White	12,861	80,048	92,909
		Black	834	3,113	3,947
		American Indian/Alaskan	62	300	362
		Other	2,473	10,057	12,530
		Unknown	4,379	13,060	17,439
		Other race includes Asian, native Hawaiian/Pacific Islander, or other.			
		Ethnicity	20,609	106,578	127,187
		Hispanic	1,319	4,368	5,687
		Non-Hispanic	11,059	71,068	82,127
		Unknown	8,231	31,142	39,373
		Gender	20,609	106,578	127,187
		Female	10,691	59,015	69,706
		Male	9,890	47,545	57,435
		Unknown	28	18	46



# COVID-19: St. Lucie County vaccine summary

Vaccination data through May 5, 2021 as of May 6, 2021 at 12:18 AM

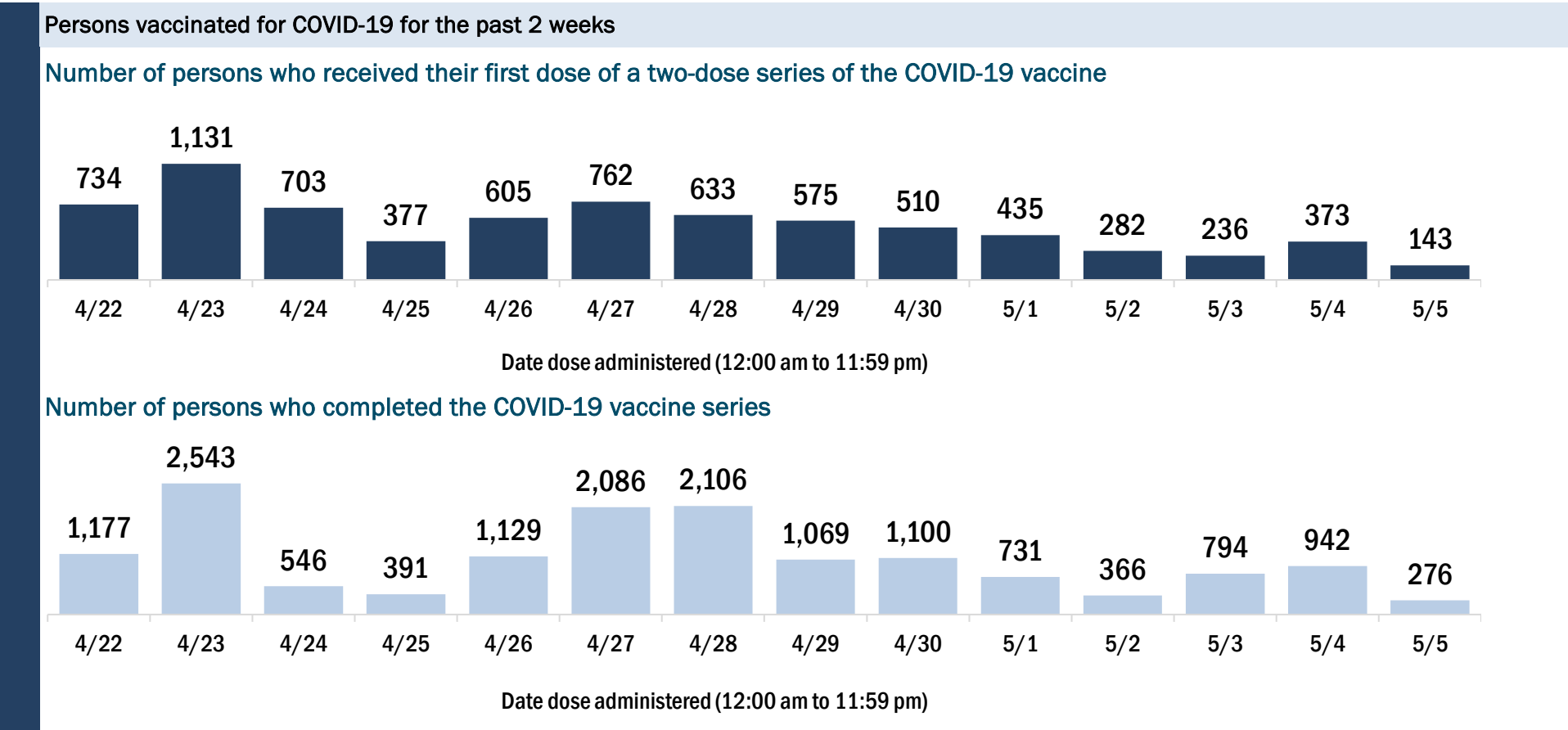
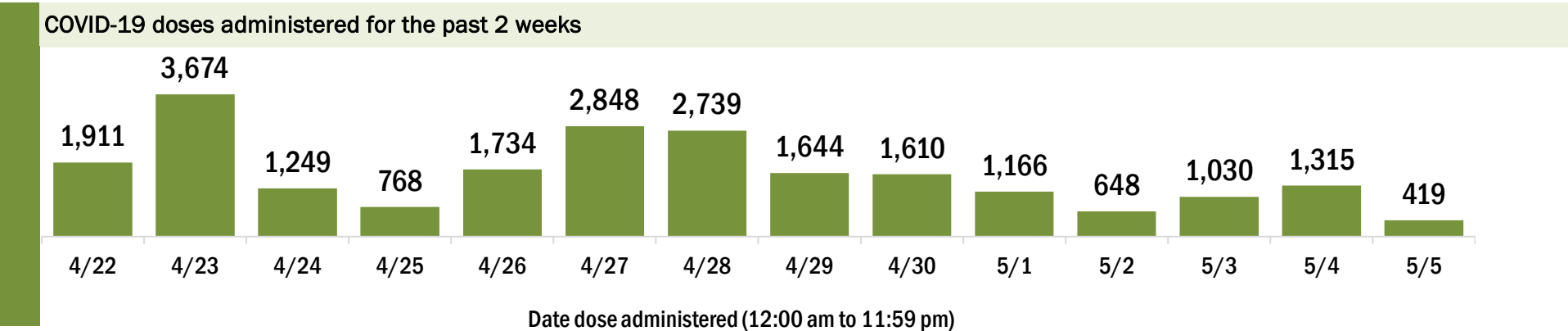
Data in this report are provisional and subject to change.

Data in this summary pertain to COVID-19 vaccines approved by the U.S. Food and Drug Administration and have been issued an Emergency Use Authorization (Janssen COVID-19 Vaccine, Moderna COVID-19 Vaccine and Pfizer-BioNTech COVID-19 Vaccine). These data summarize the number of people who have received either their first dose or have completed the series for a COVID-19 vaccine. **A person can only be counted in one category, first dose or series complete.** For persons receiving Moderna or Pfizer vaccines, once they receive their second dose, they are moved from the first dose column to the series completed column. **Because of this, the total first dose category may show a change from report to report not matching the total receiving their first dose from the previous day.** Persons receiving Johnson & Johnson vaccines will always be counted in the series completed column.

COVID-19 doses for vaccinated persons in Florida	
Doses administered	206,660
People receiving one dose of a 1-dose series (Johnson & Johnson) or receiving only one dose of a 2-dose series (Moderna, Pfizer) count once. Persons receiving both doses of a 2-dose series count twice.	

Current status of persons vaccinated for COVID-19 in Florida	
Total people vaccinated	123,332
First dose	35,942
Series completed	87,390
Completed 1-dose series	4,062
Completed 2-dose series	83,328
<b>First dose:</b> current number of people who have only received their first dose of the Moderna or Pfizer vaccine.	
<b>Series complete:</b> current number of people who have received both Moderna or Pfizer vaccine doses or one Johnson & Johnson dose and are considered fully immunized.	

Demographic summary	First dose	Series complete	Total people vaccinated
Age group	35,942	87,390	123,332
16-24 years	3,320	1,951	5,271
25-34 years	3,561	3,257	6,818
35-44 years	4,550	5,361	9,911
45-54 years	5,601	9,402	15,003
55-64 years	7,520	18,084	25,604
65-74 years	6,463	28,342	34,805
75-84 years	3,661	16,120	19,781
85+ years	1,266	4,873	6,139
Race	35,942	87,390	123,332
White	21,785	57,162	78,947
Black	3,912	8,121	12,033
American Indian/Alaskan	185	394	579
Other	3,809	7,943	11,752
Unknown	6,251	13,770	20,021
Other race includes Asian, native Hawaiian/Pacific Islander, or other.			
Ethnicity	35,942	87,390	123,332
Hispanic	5,709	8,205	13,914
Non-Hispanic	16,729	49,319	66,048
Unknown	13,504	29,866	43,370
Gender	35,942	87,390	123,332
Female	19,007	49,577	68,584
Male	16,841	37,740	54,581
Unknown	94	73	167





# COVID-19: Sumter County vaccine summary

Vaccination data through May 5, 2021 as of May 6, 2021 at 12:18 AM

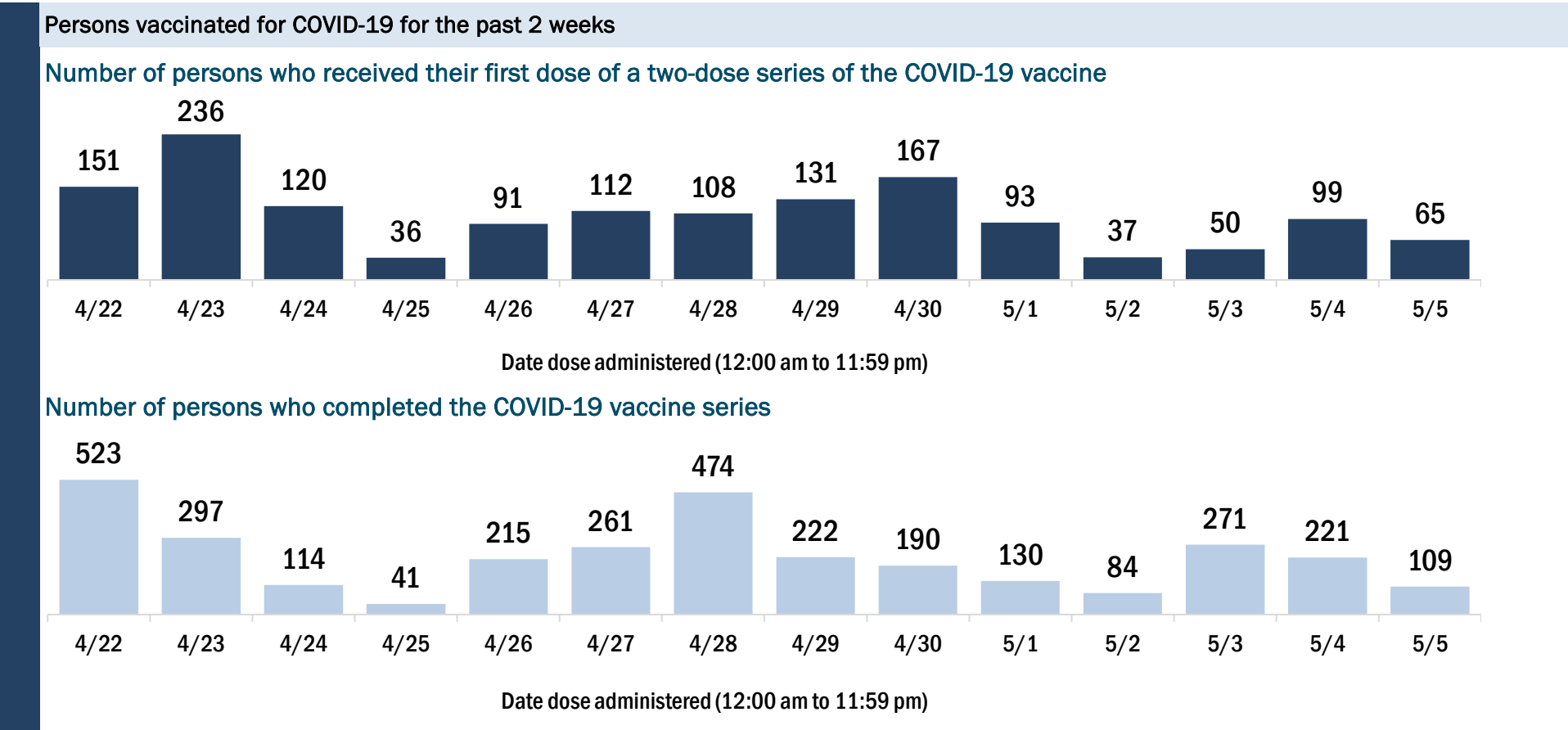
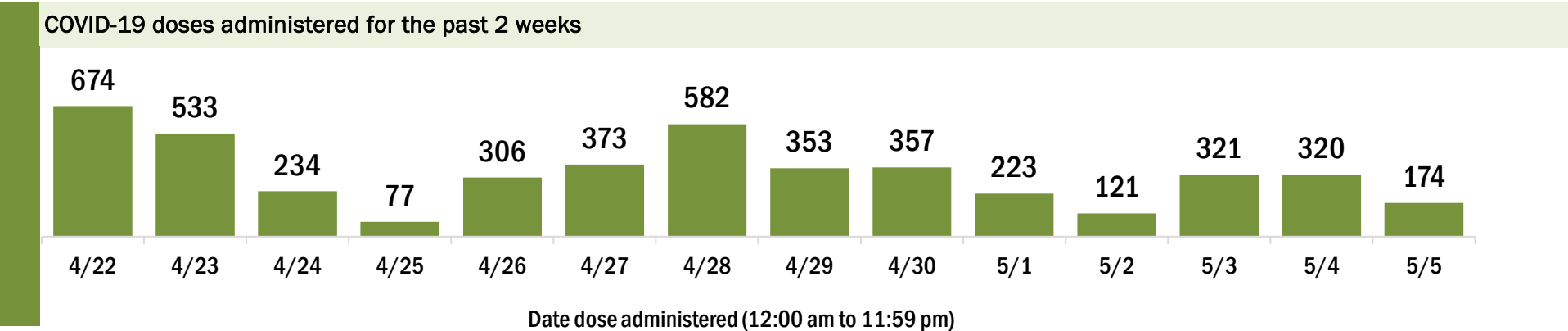
Data in this report are provisional and subject to change.

Data in this summary pertain to COVID-19 vaccines approved by the U.S. Food and Drug Administration and have been issued an Emergency Use Authorization (Janssen COVID-19 Vaccine, Moderna COVID-19 Vaccine and Pfizer-BioNTech COVID-19 Vaccine). These data summarize the number of people who have received either their first dose or have completed the series for a COVID-19 vaccine. **A person can only be counted in one category, first dose or series complete.** For persons receiving Moderna or Pfizer vaccines, once they receive their second dose, they are moved from the first dose column to the series completed column. **Because of this, the total first dose category may show a change from report to report not matching the total receiving their first dose from the previous day.** Persons receiving Johnson & Johnson vaccines will always be counted in the series completed column.

COVID-19 doses for vaccinated persons in Florida	
Doses administered	151,317
People receiving one dose of a 1-dose series (Johnson & Johnson) or receiving only one dose of a 2-dose series (Moderna, Pfizer) count once. Persons receiving both doses of a 2-dose series count twice.	

Current status of persons vaccinated for COVID-19 in Florida	
Total people vaccinated	83,817
First dose	12,054
Series completed	71,763
Completed 1-dose series	4,263
Completed 2-dose series	67,500
<b>First dose:</b> current number of people who have only received their first dose of the Moderna or Pfizer vaccine.	
<b>Series complete:</b> current number of people who have received both Moderna or Pfizer vaccine doses or one Johnson & Johnson dose and are considered fully immunized.	

Demographic summary	First dose	Series complete	Total people vaccinated
Age group	12,054	71,763	83,817
16-24 years	325	215	540
25-34 years	566	405	971
35-44 years	772	644	1,416
45-54 years	1,097	1,544	2,641
55-64 years	2,522	8,320	10,842
65-74 years	3,569	33,795	37,364
75-84 years	2,580	22,963	25,543
85+ years	623	3,877	4,500
Race	12,054	71,763	83,817
White	8,891	60,490	69,381
Black	538	845	1,383
American Indian/Alaskan	31	153	184
Other	884	2,720	3,604
Unknown	1,710	7,555	9,265
Other race includes Asian, native Hawaiian/Pacific Islander, or other.			
Ethnicity	12,054	71,763	83,817
Hispanic	486	1,243	1,729
Non-Hispanic	7,596	48,100	55,696
Unknown	3,972	22,420	26,392
Gender	12,054	71,763	83,817
Female	6,203	40,057	46,260
Male	5,791	31,688	37,479
Unknown	60	18	78



# COVID-19: Suwannee County vaccine summary

Vaccination data through May 5, 2021 as of May 6, 2021 at 12:18 AM

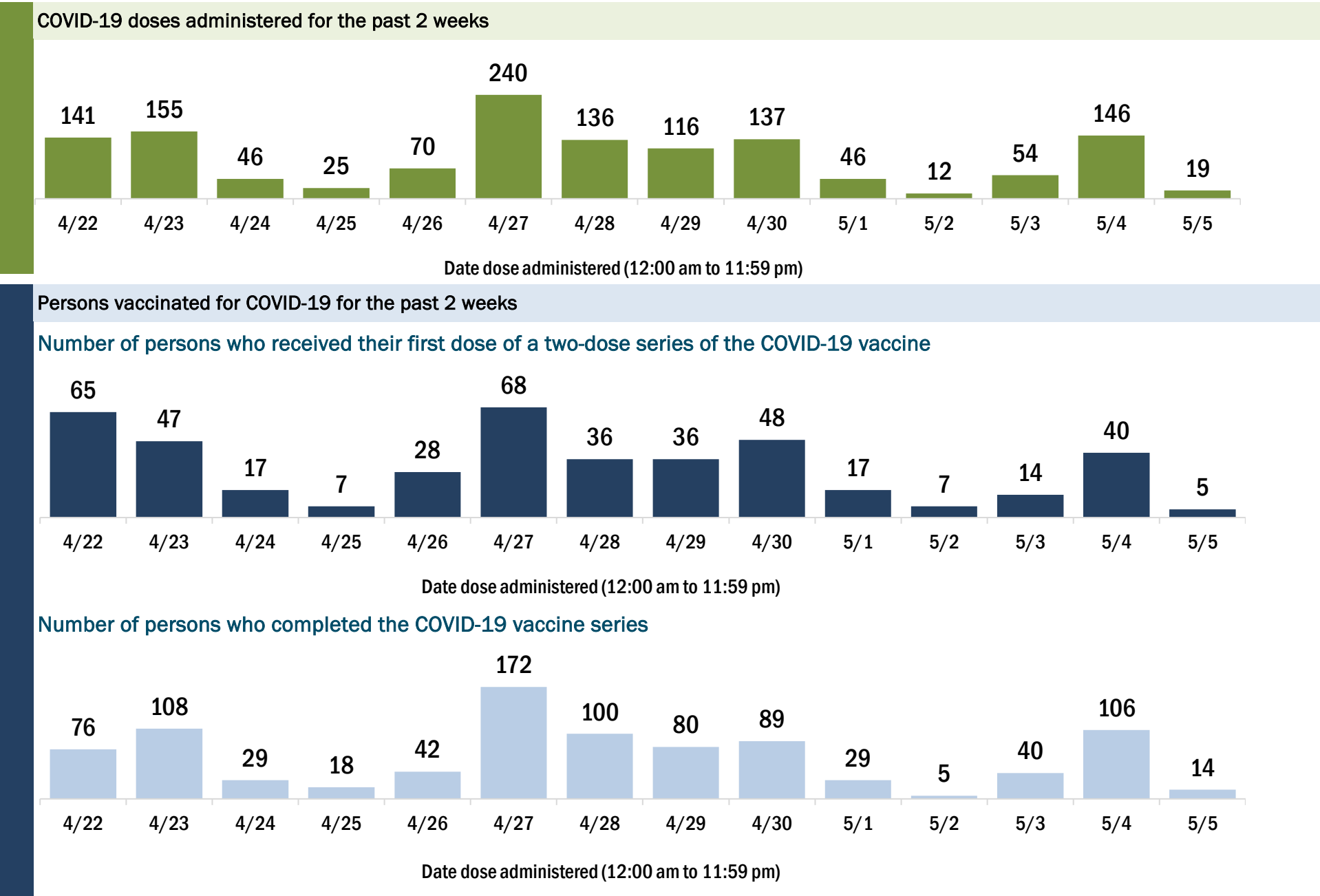
Data in this report are provisional and subject to change.

Data in this summary pertain to COVID-19 vaccines approved by the U.S. Food and Drug Administration and have been issued an Emergency Use Authorization (Janssen COVID-19 Vaccine, Moderna COVID-19 Vaccine and Pfizer-BioNTech COVID-19 Vaccine). These data summarize the number of people who have received either their first dose or have completed the series for a COVID-19 vaccine. **A person can only be counted in one category, first dose or series complete.** For persons receiving Moderna or Pfizer vaccines, once they receive their second dose, they are moved from the first dose column to the series completed column. **Because of this, the total first dose category may show a change from report to report not matching the total receiving their first dose from the previous day.** Persons receiving Johnson & Johnson vaccines will always be counted in the series completed column.

COVID-19 doses for vaccinated persons in Florida	
Doses administered	17,739
People receiving one dose of a 1-dose series (Johnson & Johnson) or receiving only one dose of a 2-dose series (Moderna, Pfizer) count once. Persons receiving both doses of a 2-dose series count twice.	

Current status of persons vaccinated for COVID-19 in Florida	
Total people vaccinated	10,184
First dose	2,001
Series completed	8,183
Completed 1-dose series	628
Completed 2-dose series	7,555
<b>First dose:</b> current number of people who have only received their first dose of the Moderna or Pfizer vaccine.	
<b>Series complete:</b> current number of people who have received both Moderna or Pfizer vaccine doses or one Johnson & Johnson dose and are considered fully immunized.	

Demographic summary	First dose	Series complete	Total people vaccinated
Age group	2,001	8,183	10,184
16-24 years	177	156	333
25-34 years	235	220	455
35-44 years	275	396	671
45-54 years	316	695	1,011
55-64 years	516	1,723	2,239
65-74 years	251	2,743	2,994
75-84 years	170	1,685	1,855
85+ years	61	565	626
Race	2,001	8,183	10,184
White	1,225	5,729	6,954
Black	338	651	989
American Indian/Alaskan	6	11	17
Other	189	554	743
Unknown	243	1,238	1,481
Other race includes Asian, native Hawaiian/Pacific Islander, or other.			
Ethnicity	2,001	8,183	10,184
Hispanic	171	334	505
Non-Hispanic	1,183	4,542	5,725
Unknown	647	3,307	3,954
Gender	2,001	8,183	10,184
Female	874	4,721	5,595
Male	1,127	3,462	4,589
Unknown	0	0	0



# COVID-19: Taylor County vaccine summary

Vaccination data through May 5, 2021 as of May 6, 2021 at 12:18 AM

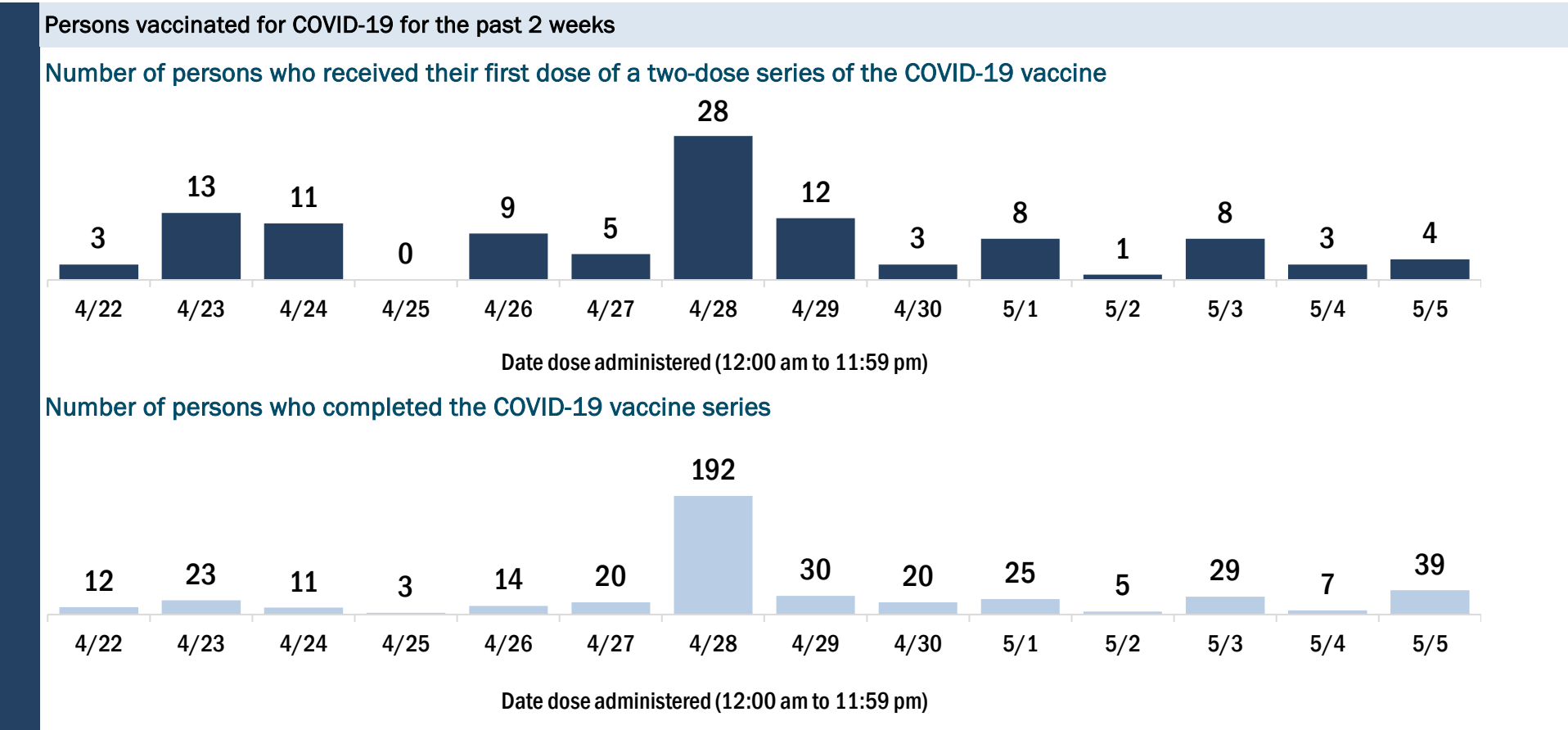
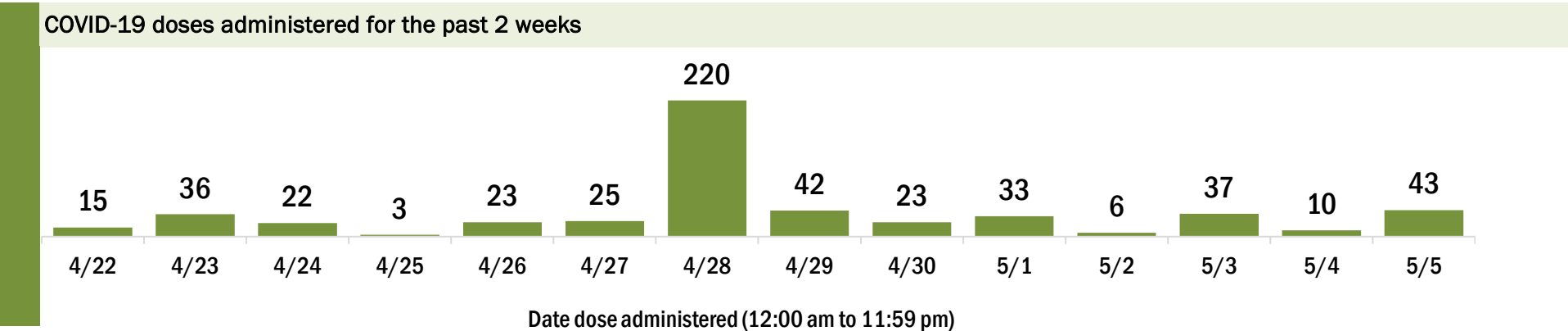
Data in this report are provisional and subject to change.

Data in this summary pertain to COVID-19 vaccines approved by the U.S. Food and Drug Administration and have been issued an Emergency Use Authorization (Janssen COVID-19 Vaccine, Moderna COVID-19 Vaccine and Pfizer-BioNTech COVID-19 Vaccine). These data summarize the number of people who have received either their first dose or have completed the series for a COVID-19 vaccine. **A person can only be counted in one category, first dose or series complete.** For persons receiving Moderna or Pfizer vaccines, once they receive their second dose, they are moved from the first dose column to the series completed column. **Because of this, the total first dose category may show a change from report to report not matching the total receiving their first dose from the previous day.** Persons receiving Johnson & Johnson vaccines will always be counted in the series completed column.

COVID-19 doses for vaccinated persons in Florida	
Doses administered	9,344
People receiving one dose of a 1-dose series (Johnson & Johnson) or receiving only one dose of a 2-dose series (Moderna, Pfizer) count once. Persons receiving both doses of a 2-dose series count twice.	

Current status of persons vaccinated for COVID-19 in Florida	
Total people vaccinated	5,658
First dose	1,680
Series completed	3,978
Completed 1-dose series	292
Completed 2-dose series	3,686
First dose: current number of people who have only received their first dose of the Moderna or Pfizer vaccine.	
Series complete: current number of people who have received both Moderna or Pfizer vaccine doses or one Johnson & Johnson dose and are considered fully immunized.	

Demographic summary	First dose	Series complete	Total people vaccinated
Age group	1,680	3,978	5,658
16-24 years	54	60	114
25-34 years	142	119	261
35-44 years	223	176	399
45-54 years	249	357	606
55-64 years	421	884	1,305
65-74 years	373	1,386	1,759
75-84 years	167	780	947
85+ years	51	216	267
Race	1,680	3,978	5,658
White	1,108	2,970	4,078
Black	339	477	816
American Indian/Alaskan	9	35	44
Other	92	254	346
Unknown	132	242	374
Other race includes Asian, native Hawaiian/Pacific Islander, or other.			
Ethnicity	1,680	3,978	5,658
Hispanic	34	69	103
Non-Hispanic	852	2,636	3,488
Unknown	794	1,273	2,067
Gender	1,680	3,978	5,658
Female	683	2,202	2,885
Male	995	1,776	2,771
Unknown	2	0	2



# COVID-19: Union County vaccine summary

Vaccination data through May 5, 2021 as of May 6, 2021 at 12:18 AM

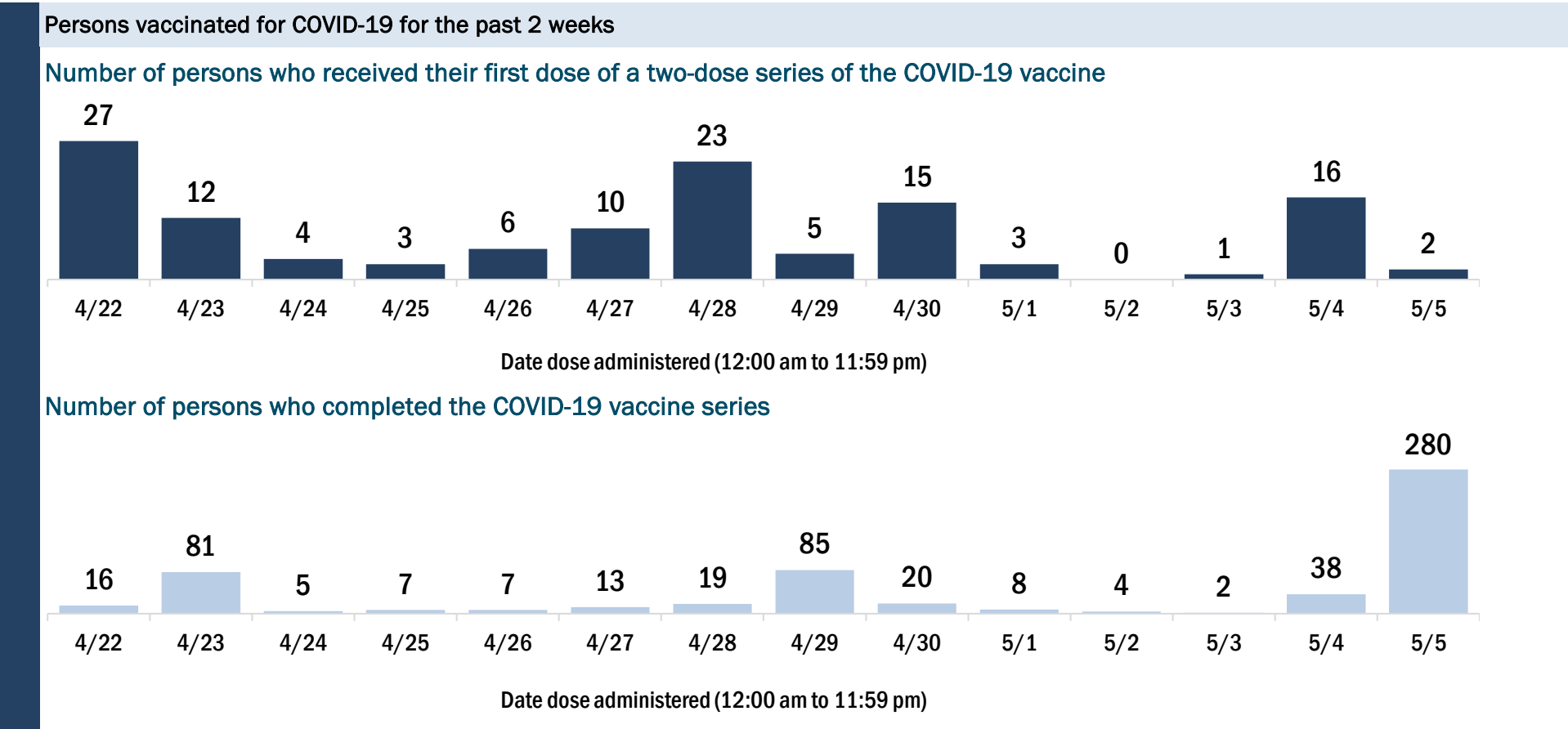
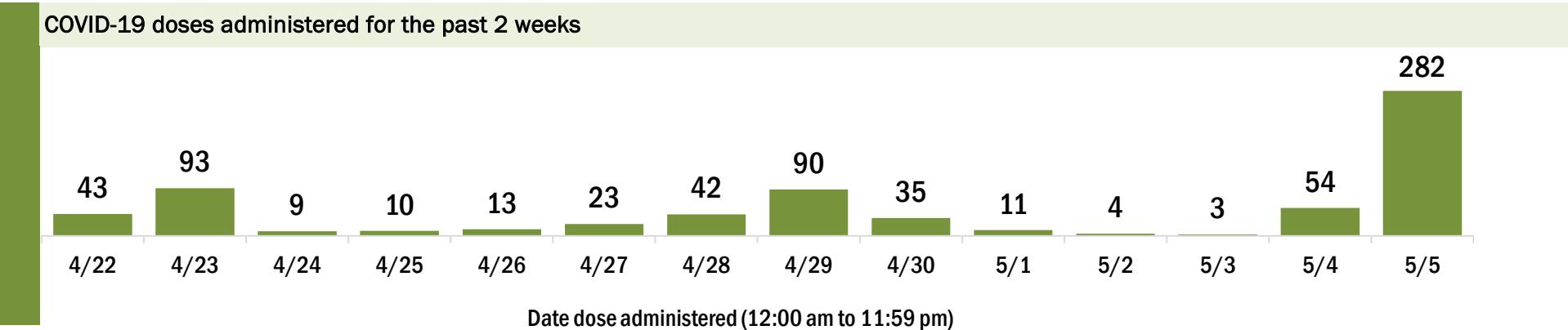
Data in this report are provisional and subject to change.

Data in this summary pertain to COVID-19 vaccines approved by the U.S. Food and Drug Administration and have been issued an Emergency Use Authorization (Janssen COVID-19 Vaccine, Moderna COVID-19 Vaccine and Pfizer-BioNTech COVID-19 Vaccine). These data summarize the number of people who have received either their first dose or have completed the series for a COVID-19 vaccine. **A person can only be counted in one category, first dose or series complete.** For persons receiving Moderna or Pfizer vaccines, once they receive their second dose, they are moved from the first dose column to the series completed column. **Because of this, the total first dose category may show a change from report to report not matching the total receiving their first dose from the previous day.** Persons receiving Johnson & Johnson vaccines will always be counted in the series completed column.

COVID-19 doses for vaccinated persons in Florida	
Doses administered	6,785
People receiving one dose of a 1-dose series (Johnson & Johnson) or receiving only one dose of a 2-dose series (Moderna, Pfizer) count once. Persons receiving both doses of a 2-dose series count twice.	

Current status of persons vaccinated for COVID-19 in Florida	
Total people vaccinated	4,647
First dose	2,392
Series completed	2,255
Completed 1-dose series	117
Completed 2-dose series	2,138
First dose: current number of people who have only received their first dose of the Moderna or Pfizer vaccine.	
Series complete: current number of people who have received both Moderna or Pfizer vaccine doses or one Johnson & Johnson dose and are considered fully immunized.	

Demographic summary	First dose	Series complete	Total people vaccinated
Age group	2,392	2,255	4,647
16-24 years	63	53	116
25-34 years	123	125	248
35-44 years	239	165	404
45-54 years	354	275	629
55-64 years	863	505	1,368
65-74 years	607	652	1,259
75-84 years	127	375	502
85+ years	16	105	121
Race	2,392	2,255	4,647
White	1,544	1,777	3,321
Black	716	277	993
American Indian/Alaskan	5	17	22
Other	84	141	225
Unknown	43	43	86
Other race includes Asian, native Hawaiian/Pacific Islander, or other.			
Ethnicity	2,392	2,255	4,647
Hispanic	84	68	152
Non-Hispanic	2,183	2,002	4,185
Unknown	125	185	310
Gender	2,392	2,255	4,647
Female	209	1,145	1,354
Male	2,178	1,110	3,288
Unknown	5	0	5





# COVID-19: Volusia County vaccine summary

Vaccination data through May 5, 2021 as of May 6, 2021 at 12:18 AM

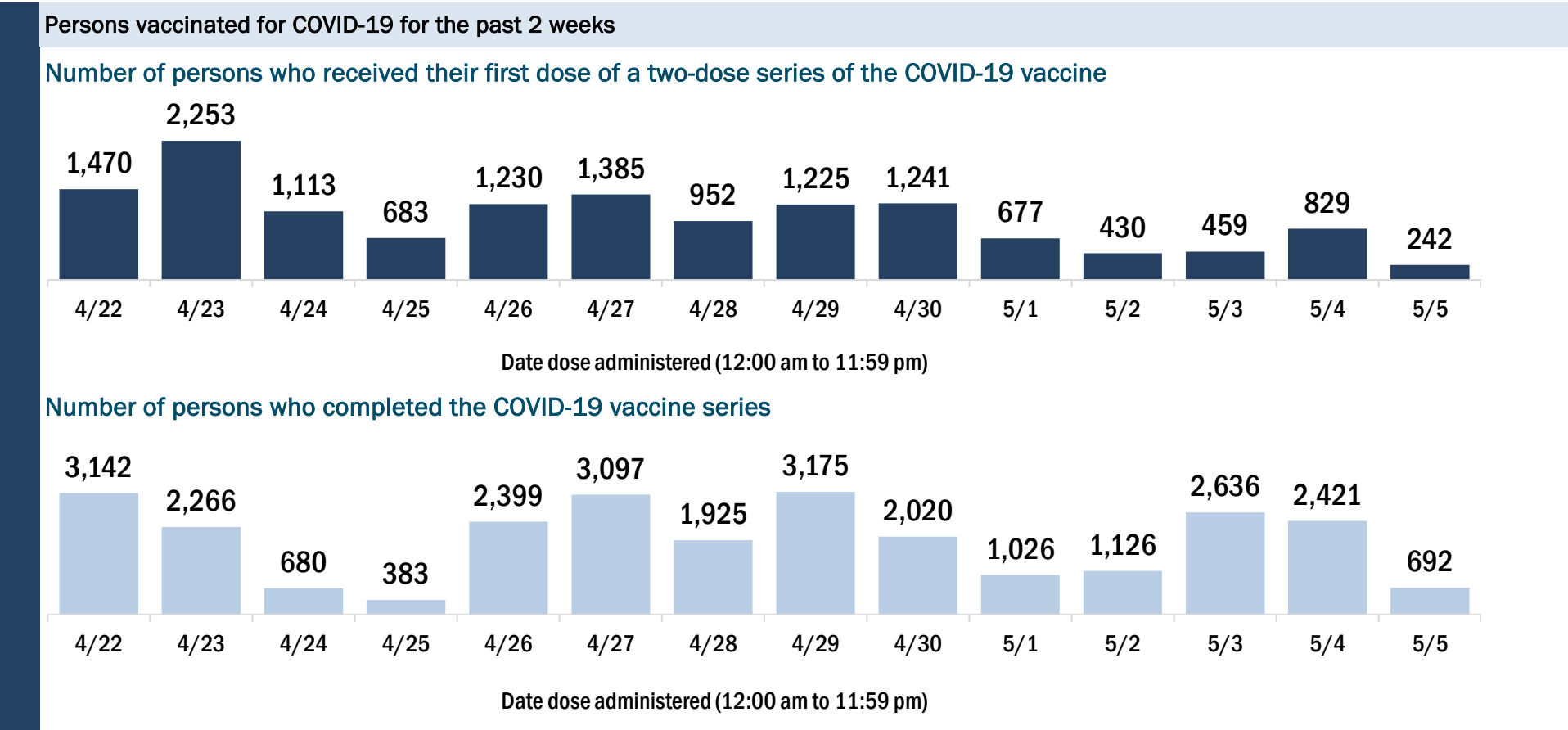
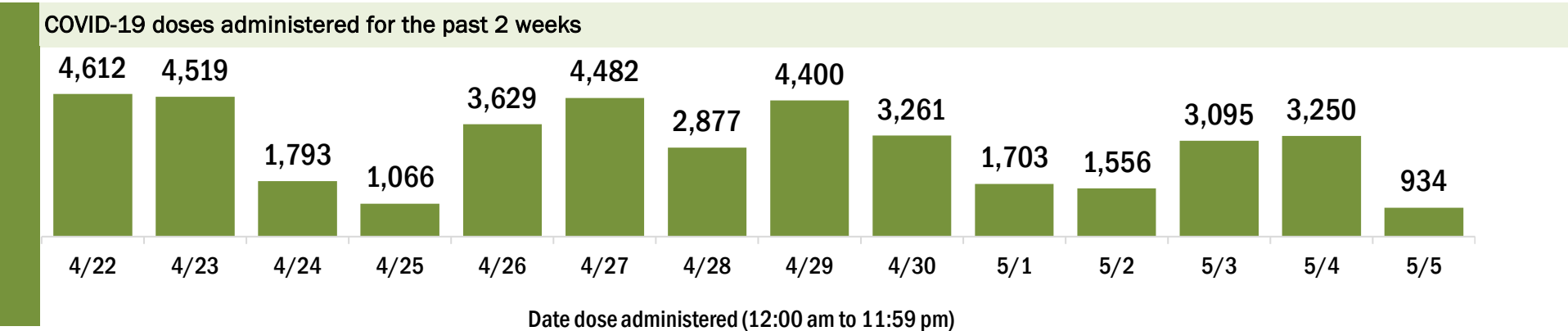
Data in this report are provisional and subject to change.

Data in this summary pertain to COVID-19 vaccines approved by the U.S. Food and Drug Administration and have been issued an Emergency Use Authorization (Janssen COVID-19 Vaccine, Moderna COVID-19 Vaccine and Pfizer-BioNTech COVID-19 Vaccine). These data summarize the number of people who have received either their first dose or have completed the series for a COVID-19 vaccine. **A person can only be counted in one category, first dose or series complete.** For persons receiving Moderna or Pfizer vaccines, once they receive their second dose, they are moved from the first dose column to the series completed column. **Because of this, the total first dose category may show a change from report to report not matching the total receiving their first dose from the previous day.** Persons receiving Johnson & Johnson vaccines will always be counted in the series completed column.

COVID-19 doses for vaccinated persons in Florida	
Doses administered	361,668
People receiving one dose of a 1-dose series (Johnson & Johnson) or receiving only one dose of a 2-dose series (Moderna, Pfizer) count once. Persons receiving both doses of a 2-dose series count twice.	

Current status of persons vaccinated for COVID-19 in Florida	
Total people vaccinated	218,728
First dose	56,943
Series completed	161,785
Completed 1-dose series	18,845
Completed 2-dose series	142,940
First dose: current number of people who have only received their first dose of the Moderna or Pfizer vaccine.	
Series complete: current number of people who have received both Moderna or Pfizer vaccine doses or one Johnson & Johnson dose and are considered fully immunized.	

Demographic summary	First dose	Series complete	Total people vaccinated
Age group	56,943	161,785	218,728
16-24 years	6,515	4,289	10,804
25-34 years	6,323	6,320	12,643
35-44 years	6,988	9,488	16,476
45-54 years	8,440	16,652	25,092
55-64 years	12,500	33,765	46,265
65-74 years	9,752	52,033	61,785
75-84 years	4,692	29,145	33,837
85+ years	1,733	10,093	11,826
Race	56,943	161,785	218,728
White	35,906	107,694	143,600
Black	3,500	7,485	10,985
American Indian/Alaskan	209	540	749
Other	6,362	17,819	24,181
Unknown	10,966	28,247	39,213
Other race includes Asian, native Hawaiian/Pacific Islander, or other.			
Ethnicity	56,943	161,785	218,728
Hispanic	6,687	9,527	16,214
Non-Hispanic	28,894	85,149	114,043
Unknown	21,362	67,109	88,471
Gender	56,943	161,785	218,728
Female	28,964	91,485	120,449
Male	26,849	67,795	94,644
Unknown	1,130	2,505	3,635



# COVID-19: Wakulla County vaccine summary

Vaccination data through May 5, 2021 as of May 6, 2021 at 12:18 AM

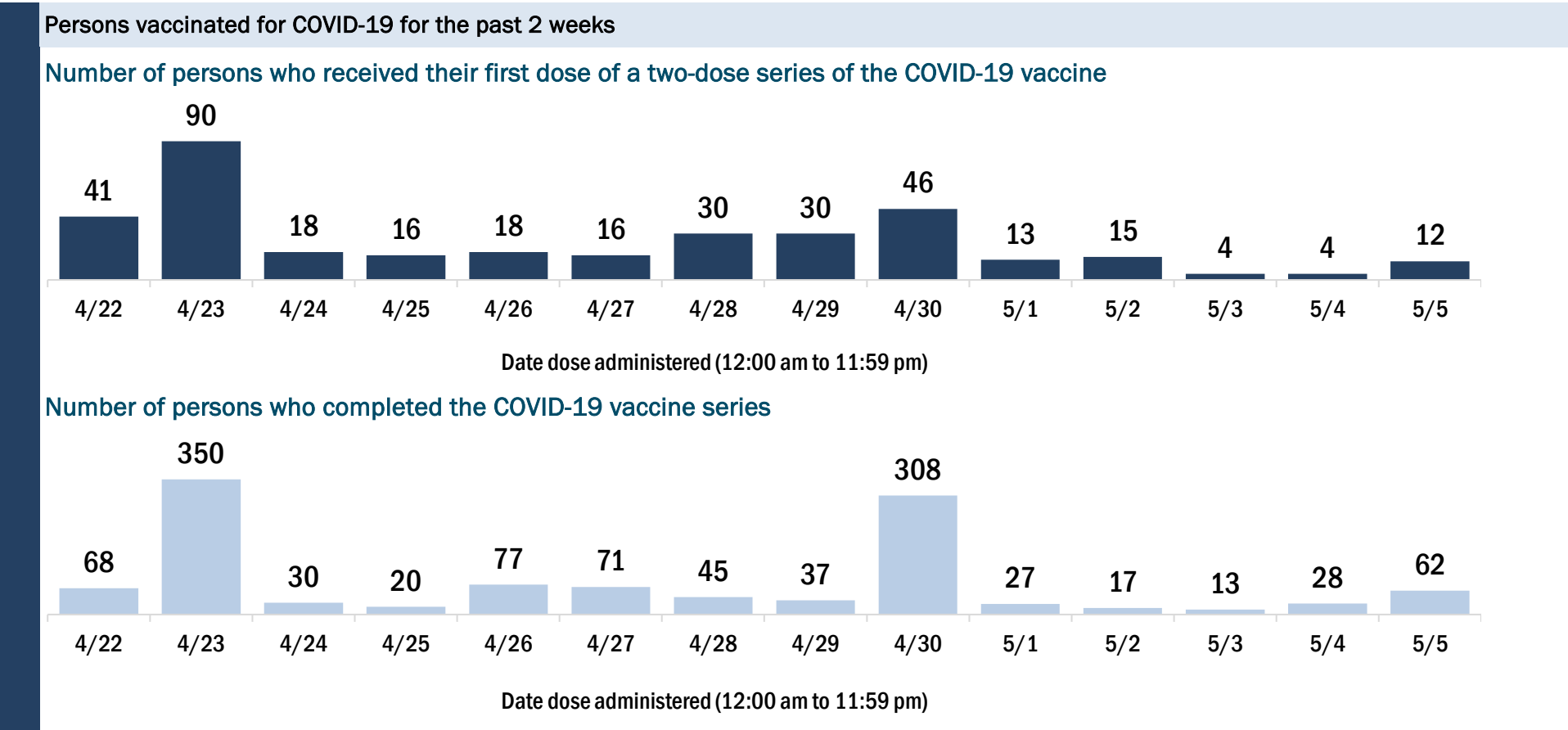
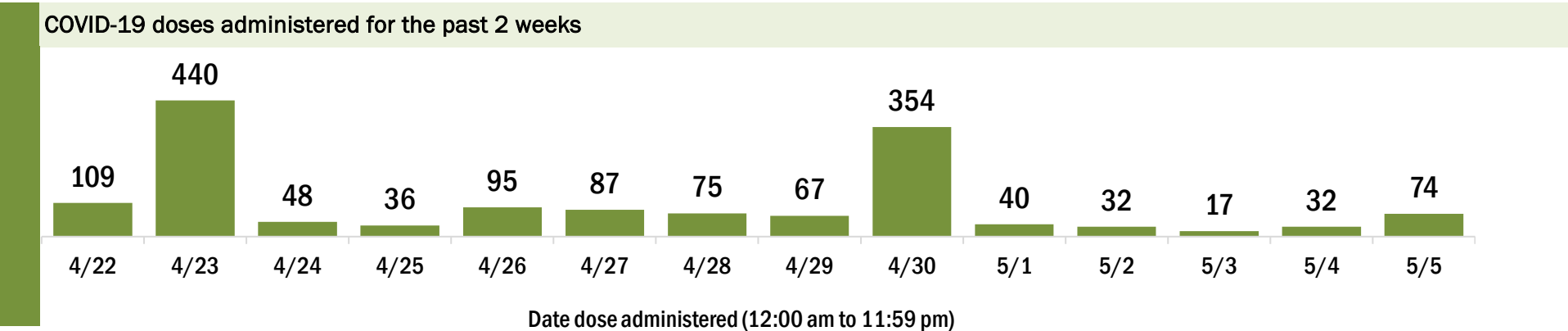
Data in this report are provisional and subject to change.

Data in this summary pertain to COVID-19 vaccines approved by the U.S. Food and Drug Administration and have been issued an Emergency Use Authorization (Janssen COVID-19 Vaccine, Moderna COVID-19 Vaccine and Pfizer-BioNTech COVID-19 Vaccine). These data summarize the number of people who have received either their first dose or have completed the series for a COVID-19 vaccine. **A person can only be counted in one category, first dose or series complete.** For persons receiving Moderna or Pfizer vaccines, once they receive their second dose, they are moved from the first dose column to the series completed column. **Because of this, the total first dose category may show a change from report to report not matching the total receiving their first dose from the previous day.** Persons receiving Johnson & Johnson vaccines will always be counted in the series completed column.

COVID-19 doses for vaccinated persons in Florida	
Doses administered	18,249
People receiving one dose of a 1-dose series (Johnson & Johnson) or receiving only one dose of a 2-dose series (Moderna, Pfizer) count once. Persons receiving both doses of a 2-dose series count twice.	

Current status of persons vaccinated for COVID-19 in Florida	
Total people vaccinated	10,863
First dose	2,975
Series completed	7,888
Completed 1-dose series	502
Completed 2-dose series	7,386
First dose: current number of people who have only received their first dose of the Moderna or Pfizer vaccine.	
Series complete: current number of people who have received both Moderna or Pfizer vaccine doses or one Johnson & Johnson dose and are considered fully immunized.	

Demographic summary	First dose	Series complete	Total people vaccinated
Age group	2,975	7,888	10,863
16-24 years	224	189	413
25-34 years	395	372	767
35-44 years	492	632	1,124
45-54 years	561	1,002	1,563
55-64 years	627	1,786	2,413
65-74 years	419	2,490	2,909
75-84 years	195	1,146	1,341
85+ years	62	271	333
Race	2,975	7,888	10,863
White	2,120	5,862	7,982
Black	520	585	1,105
American Indian/Alaskan	8	36	44
Other	155	991	1,146
Unknown	172	414	586
Other race includes Asian, native Hawaiian/Pacific Islander, or other.			
Ethnicity	2,975	7,888	10,863
Hispanic	62	158	220
Non-Hispanic	1,555	6,294	7,849
Unknown	1,358	1,436	2,794
Gender	2,975	7,888	10,863
Female	1,128	4,411	5,539
Male	1,846	3,476	5,322
Unknown	1	1	2



# COVID-19: Walton County vaccine summary

Vaccination data through May 5, 2021 as of May 6, 2021 at 12:18 AM

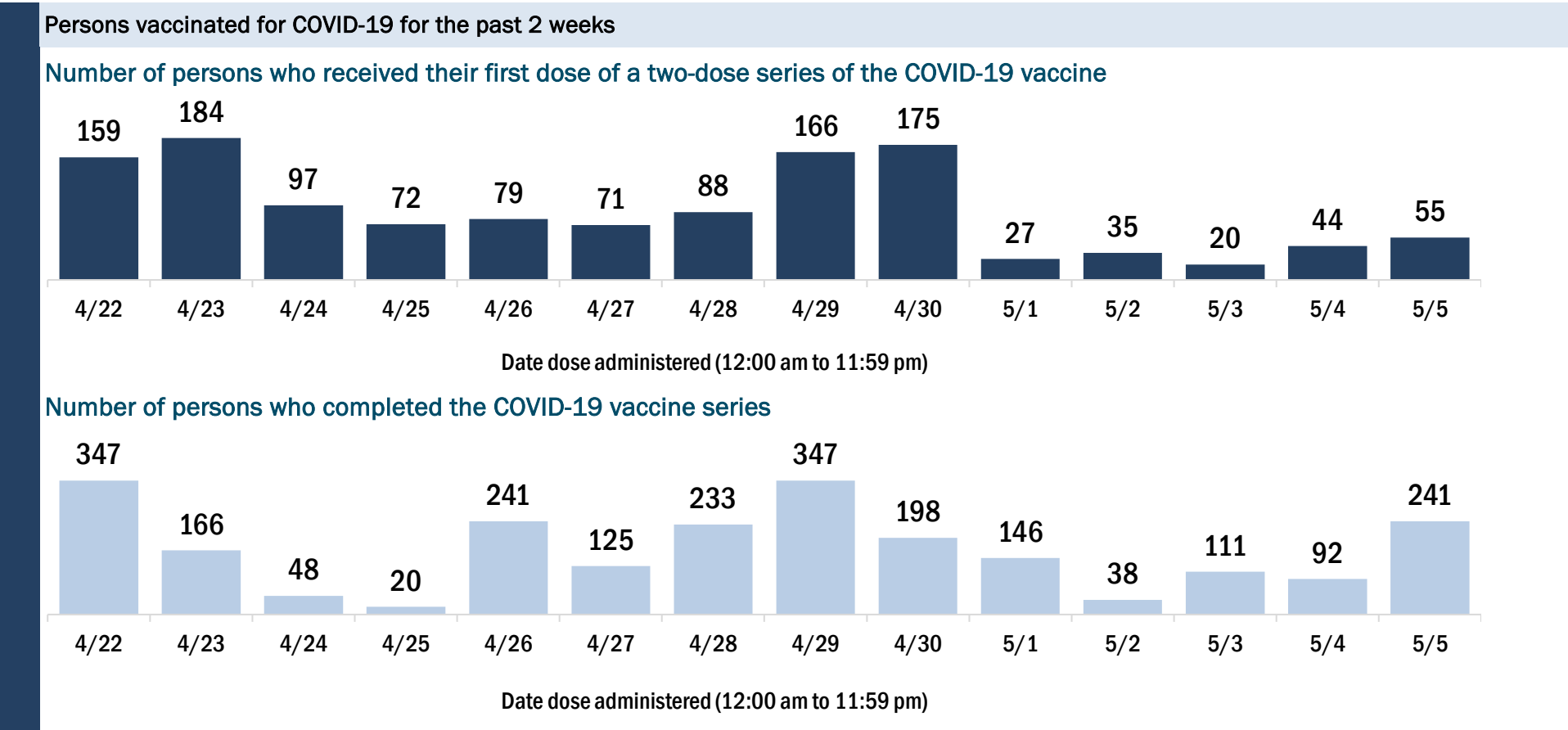
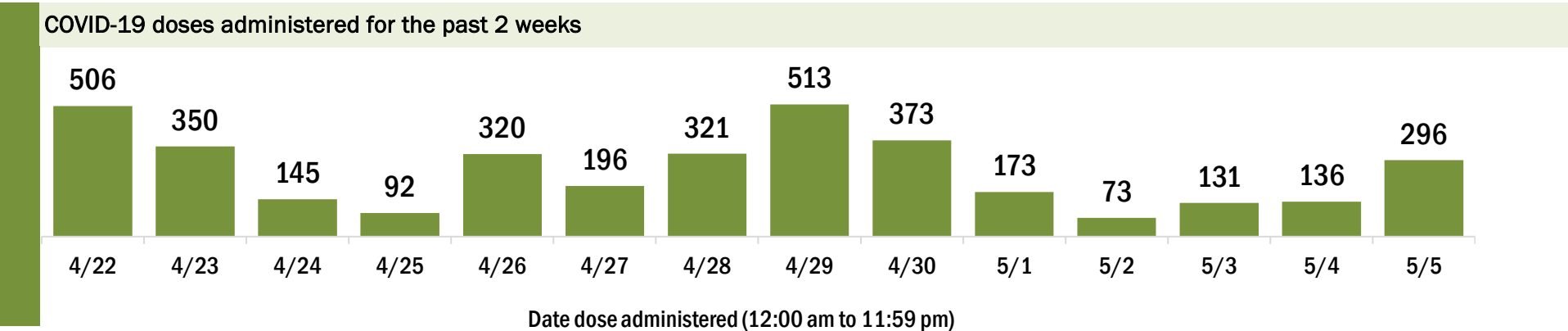
Data in this report are provisional and subject to change.

Data in this summary pertain to COVID-19 vaccines approved by the U.S. Food and Drug Administration and have been issued an Emergency Use Authorization (Janssen COVID-19 Vaccine, Moderna COVID-19 Vaccine and Pfizer-BioNTech COVID-19 Vaccine). These data summarize the number of people who have received either their first dose or have completed the series for a COVID-19 vaccine. **A person can only be counted in one category, first dose or series complete.** For persons receiving Moderna or Pfizer vaccines, once they receive their second dose, they are moved from the first dose column to the series completed column. **Because of this, the total first dose category may show a change from report to report not matching the total receiving their first dose from the previous day.** Persons receiving Johnson & Johnson vaccines will always be counted in the series completed column.

COVID-19 doses for vaccinated persons in Florida	
Doses administered	40,178
People receiving one dose of a 1-dose series (Johnson & Johnson) or receiving only one dose of a 2-dose series (Moderna, Pfizer) count once. Persons receiving both doses of a 2-dose series count twice.	

Current status of persons vaccinated for COVID-19 in Florida	
Total people vaccinated	23,919
First dose	6,465
Series completed	17,454
Completed 1-dose series	1,195
Completed 2-dose series	16,259
First dose: current number of people who have only received their first dose of the Moderna or Pfizer vaccine.	
Series complete: current number of people who have received both Moderna or Pfizer vaccine doses or one Johnson & Johnson dose and are considered fully immunized.	

Demographic summary	First dose	Series complete	Total people vaccinated
Age group	6,465	17,454	23,919
16-24 years	487	307	794
25-34 years	661	583	1,244
35-44 years	913	1,216	2,129
45-54 years	1,071	1,907	2,978
55-64 years	1,461	4,160	5,621
65-74 years	1,205	6,030	7,235
75-84 years	531	2,552	3,083
85+ years	136	699	835
Race	6,465	17,454	23,919
White	4,650	13,120	17,770
Black	316	312	628
American Indian/Alaskan	21	65	86
Other	460	821	1,281
Unknown	1,018	3,136	4,154
Other race includes Asian, native Hawaiian/Pacific Islander, or other.			
Ethnicity	6,465	17,454	23,919
Hispanic	391	434	825
Non-Hispanic	4,139	11,424	15,563
Unknown	1,935	5,596	7,531
Gender	6,465	17,454	23,919
Female	3,209	9,523	12,732
Male	3,254	7,929	11,183
Unknown	2	2	4



# COVID-19: Washington County vaccine summary

Vaccination data through May 5, 2021 as of May 6, 2021 at 12:18 AM

Data in this report are provisional and subject to change.

Data in this summary pertain to COVID-19 vaccines approved by the U.S. Food and Drug Administration and have been issued an Emergency Use Authorization (Janssen COVID-19 Vaccine, Moderna COVID-19 Vaccine and Pfizer-BioNTech COVID-19 Vaccine). These data summarize the number of people who have received either their first dose or have completed the series for a COVID-19 vaccine. **A person can only be counted in one category, first dose or series complete.** For persons receiving Moderna or Pfizer vaccines, once they receive their second dose, they are moved from the first dose column to the series completed column. **Because of this, the total first dose category may show a change from report to report not matching the total receiving their first dose from the previous day.** Persons receiving Johnson & Johnson vaccines will always be counted in the series completed column.

COVID-19 doses for vaccinated persons in Florida	
Doses administered	9,270
People receiving one dose of a 1-dose series (Johnson & Johnson) or receiving only one dose of a 2-dose series (Moderna, Pfizer) count once. Persons receiving both doses of a 2-dose series count twice.	

Current status of persons vaccinated for COVID-19 in Florida	
Total people vaccinated	5,483
First dose	1,346
Series completed	4,137
Completed 1-dose series	350
Completed 2-dose series	3,787
First dose: current number of people who have only received their first dose of the Moderna or Pfizer vaccine.	
Series complete: current number of people who have received both Moderna or Pfizer vaccine doses or one Johnson & Johnson dose and are considered fully immunized.	

Demographic summary	First dose	Series complete	Total people vaccinated
Age group	1,346	4,137	5,483
16-24 years	80	46	126
25-34 years	172	117	289
35-44 years	250	212	462
45-54 years	264	433	697
55-64 years	338	984	1,322
65-74 years	142	1,346	1,488
75-84 years	68	751	819
85+ years	32	248	280
Race	1,346	4,137	5,483
White	720	3,235	3,955
Black	163	433	596
American Indian/Alaskan	15	50	65
Other	49	193	242
Unknown	399	226	625
Other race includes Asian, native Hawaiian/Pacific Islander, or other.			
Ethnicity	1,346	4,137	5,483
Hispanic	51	74	125
Non-Hispanic	1,071	3,348	4,419
Unknown	224	715	939
Gender	1,346	4,137	5,483
Female	450	2,289	2,739
Male	895	1,848	2,743
Unknown	1	0	1

