

COVID-19: Florida vaccine summary

Vaccination data through May 4, 2021 as of May 5, 2021 at 12:05 AM

Data in this report are provisional and subject to change. Data are based on county of residence.

Data in this summary pertain to COVID-19 vaccines approved by the U.S. Food and Drug Administration and have been issued an Emergency Use Authorization (Janssen COVID-19 Vaccine, Moderna COVID-19 Vaccine and Pfizer-BioNTech COVID-19 Vaccine). These data summarize the number of people who have received either their first dose or have completed the series for a COVID-19 vaccine. **A person can only be counted in one category, first dose or series complete.** For persons receiving Moderna or Pfizer vaccines, once they receive their second dose, they are moved from the first dose column to the series completed column. **Because of this, the total first dose category may show a change from report to report not matching the total receiving their first dose from the previous day.** Persons receiving Johnson & Johnson vaccines will always be counted in the series completed column.

COVID-19 doses for vaccinated persons in Florida

Doses administered 14,981,650

People receiving one dose of a 1-dose series (Johnson & Johnson) or receiving only one dose of a 2-dose series (Moderna, Pfizer) count once. Persons receiving both doses of a 2-dose series count twice.

Current status of persons vaccinated for COVID-19 in Florida

Total people vaccinated 9,037,042

First dose 2,503,976

Series completed 6,533,066

Completed 1-dose series 588,458

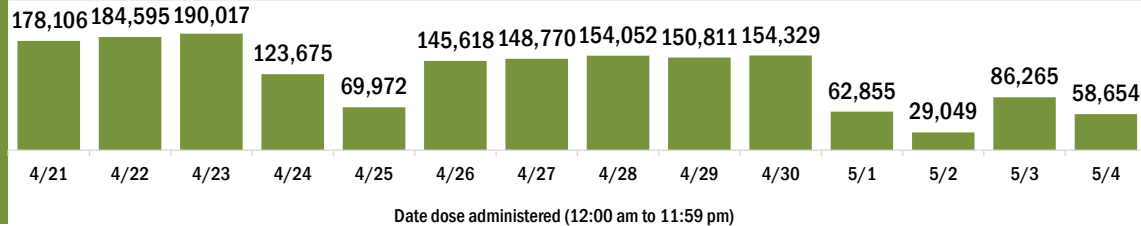
Completed 2-dose series 5,944,608

First dose: current number of people who have only received their first dose of the Moderna or Pfizer vaccine.

Series complete: current number of people who have received both Moderna or Pfizer vaccine doses or one Johnson & Johnson dose and are considered fully immunized.

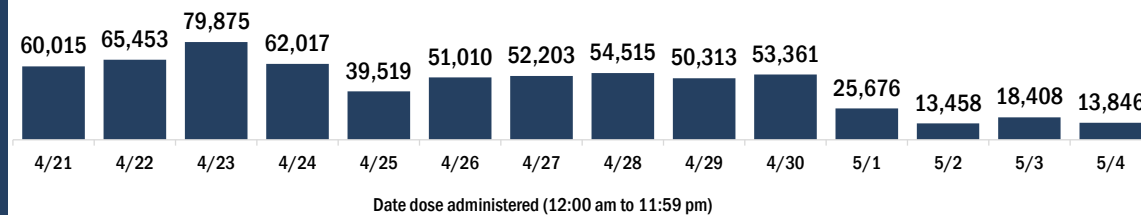
Demographic summary	First dose	Series complete	Total people vaccinated
Age group	2,503,976	6,533,066	9,037,042
16-24 years	301,699	230,889	532,588
25-34 years	357,362	401,626	758,988
35-44 years	386,979	586,179	973,158
45-54 years	398,680	869,667	1,268,347
55-64 years	433,471	1,357,056	1,790,527
65-74 years	346,745	1,754,079	2,100,824
75-84 years	197,909	1,002,229	1,200,138
85+ years	81,131	331,341	412,472
Race	2,503,976	6,533,066	9,037,042
White	1,551,121	4,484,909	6,036,030
Black	195,455	431,320	626,775
American Indian/Alaskan	11,045	22,023	33,068
Other	301,269	671,636	972,905
Unknown	445,086	923,178	1,368,264
Other race includes Asian, native Hawaiian/Pacific Islander, or other.			
Ethnicity	2,503,976	6,533,066	9,037,042
Hispanic	549,336	925,722	1,475,058
Non-Hispanic	1,074,410	3,514,113	4,588,523
Unknown	880,230	2,093,231	2,973,461
Gender	2,503,976	6,533,066	9,037,042
Female	1,301,560	3,659,425	4,960,985
Male	1,189,886	2,863,703	4,053,589
Unknown	12,530	9,938	22,468

COVID-19 doses administered for the past 2 weeks

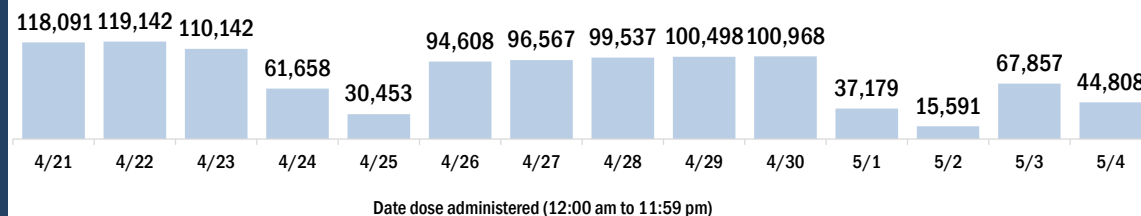


Persons vaccinated for COVID-19 for the past 2 weeks

Number of persons who received their first dose of the COVID-19 vaccine



Number of persons who received their second dose and completed the COVID-19 vaccine series



COVID-19: Alachua County vaccine summary

Vaccination data through May 4, 2021 as of May 5, 2021 at 12:05 AM

Data in this report are provisional and subject to change.

Data in this summary pertain to COVID-19 vaccines approved by the U.S. Food and Drug Administration and have been issued an Emergency Use Authorization (Janssen COVID-19 Vaccine, Moderna COVID-19 Vaccine and Pfizer-BioNTech COVID-19 Vaccine). These data summarize the number of people who have received either their first dose or have completed the series for a COVID-19 vaccine. **A person can only be counted in one category, first dose or series complete.** For persons receiving Moderna or Pfizer vaccines, once they receive their second dose, they are moved from the first dose column to the series completed column. **Because of this, the total first dose category may show a change from report to report not matching the total receiving their first dose from the previous day.** Persons receiving Johnson & Johnson vaccines will always be counted in the series completed column.

COVID-19 doses for vaccinated persons in Florida

Doses administered 200,060

People receiving one dose of a 1-dose series (Johnson & Johnson) or receiving only one dose of a 2-dose series (Moderna, Pfizer) count once. Persons receiving both doses of a 2-dose series count twice.

Current status of persons vaccinated for COVID-19 in Florida

Total people vaccinated 118,372

First dose 32,124

Series completed 86,248

Completed 1-dose series 4,560

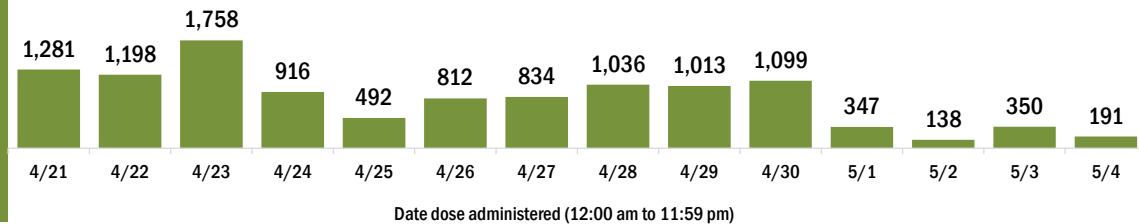
Completed 2-dose series 81,688

First dose: current number of people who have only received their first dose of the Moderna or Pfizer vaccine.

Series complete: current number of people who have received both Moderna or Pfizer vaccine doses or one Johnson & Johnson dose and are considered fully immunized.

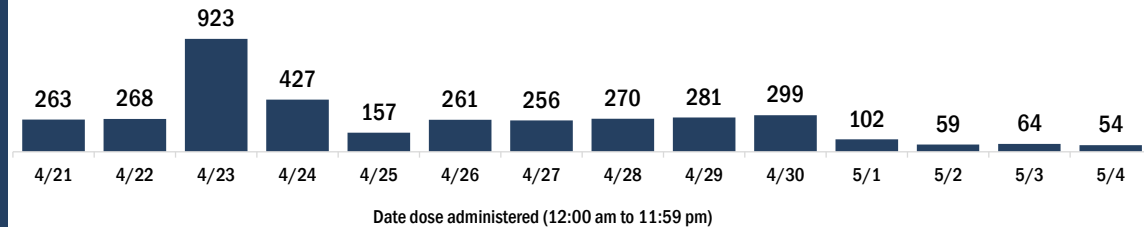
Demographic summary	First dose	Series complete	Total people vaccinated
Age group	32,124	86,248	118,372
16-24 years	11,160	7,956	19,116
25-34 years	6,788	12,187	18,975
35-44 years	4,654	10,158	14,812
45-54 years	3,357	10,602	13,959
55-64 years	3,351	14,636	17,987
65-74 years	1,650	18,316	19,966
75-84 years	779	9,084	9,863
85+ years	385	3,309	3,694
Race	32,124	86,248	118,372
White	20,300	60,341	80,641
Black	3,680	8,445	12,125
American Indian/Alaskan	121	276	397
Other	5,682	12,847	18,529
Unknown	2,341	4,339	6,680
Other race includes Asian, native Hawaiian/Pacific Islander, or other.			
Ethnicity	32,124	86,248	118,372
Hispanic	4,543	6,329	10,872
Non-Hispanic	20,304	58,551	78,855
Unknown	7,277	21,368	28,645
Gender	32,124	86,248	118,372
Female	16,621	50,105	66,726
Male	15,448	36,103	51,551
Unknown	55	40	95

COVID-19 doses administered for the past 2 weeks

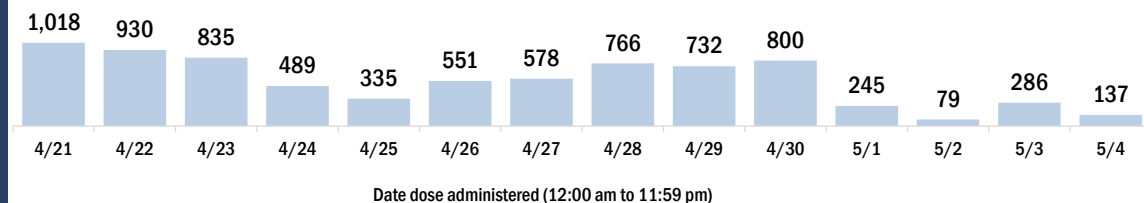


Persons vaccinated for COVID-19 for the past 2 weeks

Number of persons who received their first dose of a two-dose series of the COVID-19 vaccine



Number of persons who completed the COVID-19 vaccine series



COVID-19: Baker County vaccine summary

Vaccination data through May 4, 2021 as of May 5, 2021 at 12:05 AM

Data in this report are provisional and subject to change.

Data in this summary pertain to COVID-19 vaccines approved by the U.S. Food and Drug Administration and have been issued an Emergency Use Authorization (Janssen COVID-19 Vaccine, Moderna COVID-19 Vaccine and Pfizer-BioNTech COVID-19 Vaccine). These data summarize the number of people who have received either their first dose or have completed the series for a COVID-19 vaccine. **A person can only be counted in one category, first dose or series complete.** For persons receiving Moderna or Pfizer vaccines, once they receive their second dose, they are moved from the first dose column to the series completed column. **Because of this, the total first dose category may show a change from report to report not matching the total receiving their first dose from the previous day.** Persons receiving Johnson & Johnson vaccines will always be counted in the series completed column.

COVID-19 doses for vaccinated persons in Florida

Doses administered 9,928

People receiving one dose of a 1-dose series (Johnson & Johnson) or receiving only one dose of a 2-dose series (Moderna, Pfizer) count once. Persons receiving both doses of a 2-dose series count twice.

Current status of persons vaccinated for COVID-19 in Florida

Total people vaccinated 5,958

First dose 1,839

Series completed 4,119

Completed 1-dose series 149

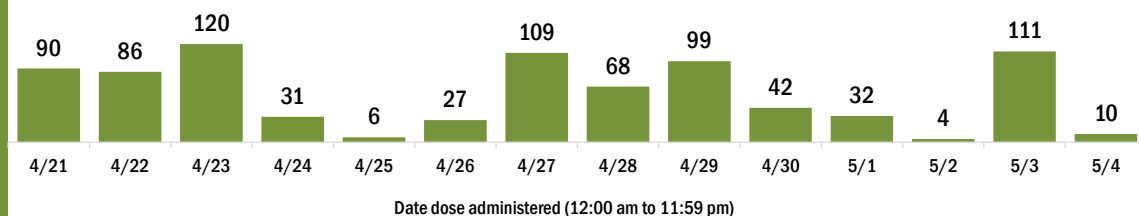
Completed 2-dose series 3,970

First dose: current number of people who have only received their first dose of the Moderna or Pfizer vaccine.

Series complete: current number of people who have received both Moderna or Pfizer vaccine doses or one Johnson & Johnson dose and are considered fully immunized.

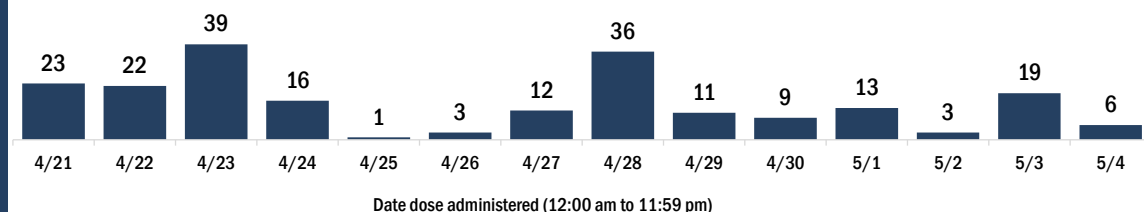
Demographic summary	First dose	Series complete	Total people vaccinated
Age group	1,839	4,119	5,958
16-24 years	107	83	190
25-34 years	263	171	434
35-44 years	384	275	659
45-54 years	422	483	905
55-64 years	397	933	1,330
65-74 years	160	1,304	1,464
75-84 years	75	680	755
85+ years	31	190	221
Race	1,839	4,119	5,958
White	1,153	3,302	4,455
Black	519	371	890
American Indian/Alaskan	4	21	25
Other	120	219	339
Unknown	43	206	249
Other race includes Asian, native Hawaiian/Pacific Islander, or other.			
Ethnicity	1,839	4,119	5,958
Hispanic	54	83	137
Non-Hispanic	959	3,038	3,997
Unknown	826	998	1,824
Gender	1,839	4,119	5,958
Female	570	2,286	2,856
Male	1,268	1,832	3,100
Unknown	1	1	2

COVID-19 doses administered for the past 2 weeks

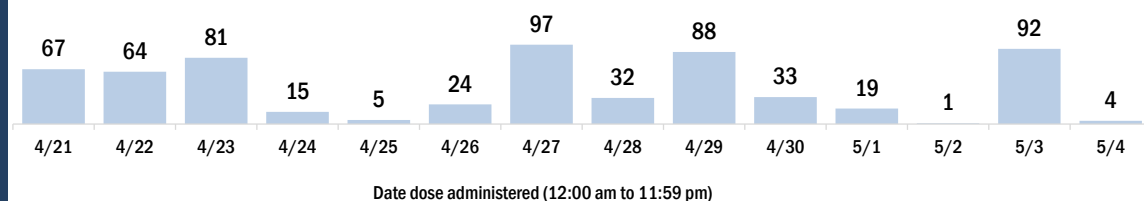


Persons vaccinated for COVID-19 for the past 2 weeks

Number of persons who received their first dose of a two-dose series of the COVID-19 vaccine



Number of persons who completed the COVID-19 vaccine series



COVID-19: Bay County vaccine summary

Vaccination data through May 4, 2021 as of May 5, 2021 at 12:05 AM

Data in this report are provisional and subject to change.

Data in this summary pertain to COVID-19 vaccines approved by the U.S. Food and Drug Administration and have been issued an Emergency Use Authorization (Janssen COVID-19 Vaccine, Moderna COVID-19 Vaccine and Pfizer-BioNTech COVID-19 Vaccine). These data summarize the number of people who have received either their first dose or have completed the series for a COVID-19 vaccine. **A person can only be counted in one category, first dose or series complete.** For persons receiving Moderna or Pfizer vaccines, once they receive their second dose, they are moved from the first dose column to the series completed column. **Because of this, the total first dose category may show a change from report to report not matching the total receiving their first dose from the previous day.** Persons receiving Johnson & Johnson vaccines will always be counted in the series completed column.

COVID-19 doses for vaccinated persons in Florida

Doses administered 86,123

People receiving one dose of a 1-dose series (Johnson & Johnson) or receiving only one dose of a 2-dose series (Moderna, Pfizer) count once. Persons receiving both doses of a 2-dose series count twice.

Current status of persons vaccinated for COVID-19 in Florida

Total people vaccinated 51,746

First dose 12,101

Series completed 39,645

Completed 1-dose series 5,268

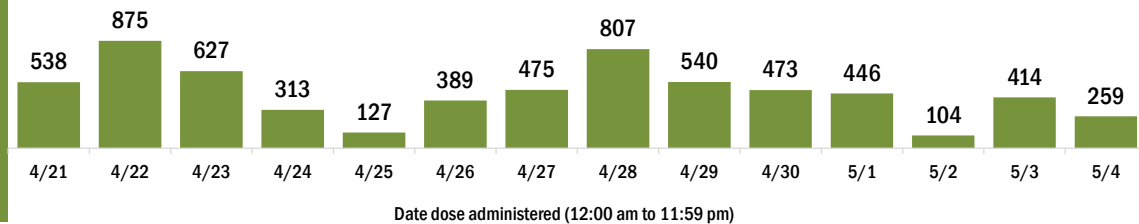
Completed 2-dose series 34,377

First dose: current number of people who have only received their first dose of the Moderna or Pfizer vaccine.

Series complete: current number of people who have received both Moderna or Pfizer vaccine doses or one Johnson & Johnson dose and are considered fully immunized.

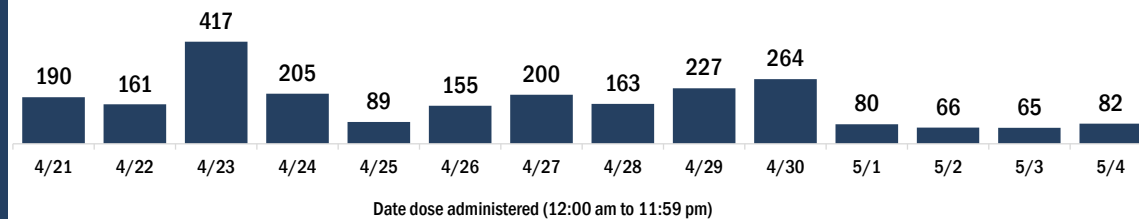
Demographic summary	First dose	Series complete	Total people vaccinated
Age group	12,101	39,645	51,746
16-24 years	1,306	949	2,255
25-34 years	1,647	1,778	3,425
35-44 years	1,860	3,137	4,997
45-54 years	2,064	4,763	6,827
55-64 years	2,697	9,200	11,897
65-74 years	1,523	12,018	13,541
75-84 years	731	5,959	6,690
85+ years	273	1,841	2,114
Race	12,101	39,645	51,746
White	7,521	28,086	35,607
Black	878	2,529	3,407
American Indian/Alaskan	67	184	251
Other	1,503	3,067	4,570
Unknown	2,132	5,779	7,911
Other race includes Asian, native Hawaiian/Pacific Islander, or other.			
Ethnicity	12,101	39,645	51,746
Hispanic	1,032	1,508	2,540
Non-Hispanic	6,761	24,449	31,210
Unknown	4,308	13,688	17,996
Gender	12,101	39,645	51,746
Female	6,576	22,062	28,638
Male	5,521	17,576	23,097
Unknown	4	7	11

COVID-19 doses administered for the past 2 weeks

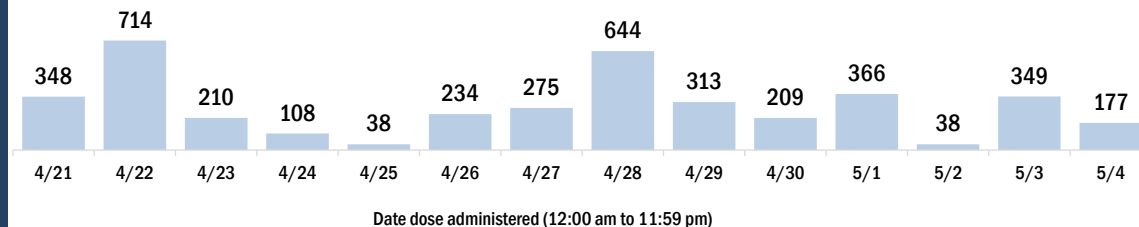


Persons vaccinated for COVID-19 for the past 2 weeks

Number of persons who received their first dose of a two-dose series of the COVID-19 vaccine



Number of persons who completed the COVID-19 vaccine series



COVID-19: Bradford County vaccine summary

Vaccination data through May 4, 2021 as of May 5, 2021 at 12:05 AM

Data in this report are provisional and subject to change.

Data in this summary pertain to COVID-19 vaccines approved by the U.S. Food and Drug Administration and have been issued an Emergency Use Authorization (Janssen COVID-19 Vaccine, Moderna COVID-19 Vaccine and Pfizer-BioNTech COVID-19 Vaccine). These data summarize the number of people who have received either their first dose or have completed the series for a COVID-19 vaccine. **A person can only be counted in one category, first dose or series complete.** For persons receiving Moderna or Pfizer vaccines, once they receive their second dose, they are moved from the first dose column to the series completed column. **Because of this, the total first dose category may show a change from report to report not matching the total receiving their first dose from the previous day.** Persons receiving Johnson & Johnson vaccines will always be counted in the series completed column.

COVID-19 doses for vaccinated persons in Florida

Doses administered 10,626

People receiving one dose of a 1-dose series (Johnson & Johnson) or receiving only one dose of a 2-dose series (Moderna, Pfizer) count once. Persons receiving both doses of a 2-dose series count twice.

Current status of persons vaccinated for COVID-19 in Florida

Total people vaccinated 6,680

First dose 2,383

Series completed 4,297

Completed 1-dose series 351

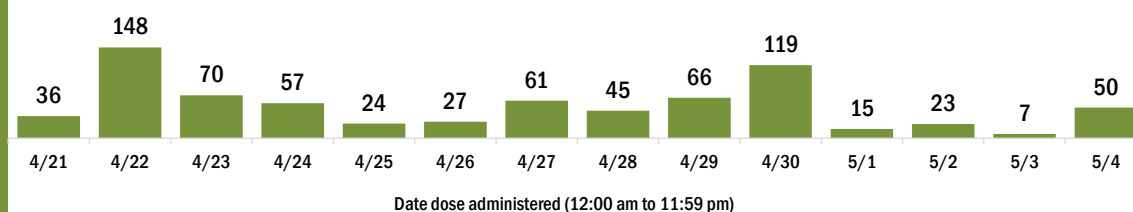
Completed 2-dose series 3,946

First dose: current number of people who have only received their first dose of the Moderna or Pfizer vaccine.

Series complete: current number of people who have received both Moderna or Pfizer vaccine doses or one Johnson & Johnson dose and are considered fully immunized.

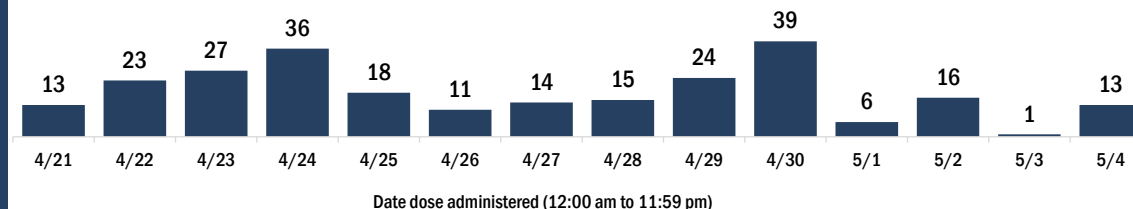
Demographic summary	First dose	Series complete	Total people vaccinated
Age group	2,383	4,297	6,680
16-24 years	150	60	210
25-34 years	368	146	514
35-44 years	543	211	754
45-54 years	521	411	932
55-64 years	519	950	1,469
65-74 years	180	1,440	1,620
75-84 years	74	821	895
85+ years	28	258	286
Race	2,383	4,297	6,680
White	1,338	3,265	4,603
Black	800	519	1,319
American Indian/Alaskan	3	30	33
Other	168	342	510
Unknown	74	141	215
Other race includes Asian, native Hawaiian/Pacific Islander, or other.			
Ethnicity	2,383	4,297	6,680
Hispanic	147	66	213
Non-Hispanic	1,515	3,734	5,249
Unknown	721	497	1,218
Gender	2,383	4,297	6,680
Female	551	2,517	3,068
Male	1,831	1,780	3,611
Unknown	1	0	1

COVID-19 doses administered for the past 2 weeks

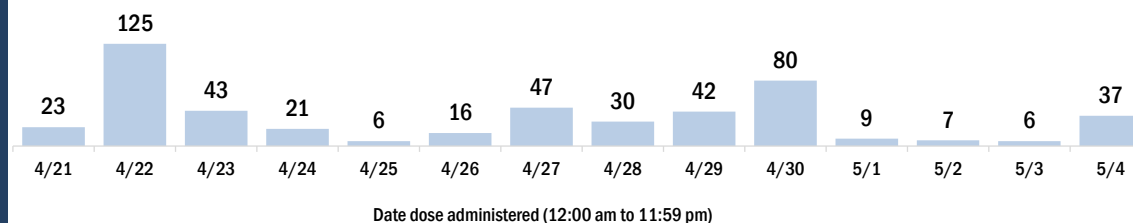


Persons vaccinated for COVID-19 for the past 2 weeks

Number of persons who received their first dose of a two-dose series of the COVID-19 vaccine



Number of persons who completed the COVID-19 vaccine series



COVID-19: Brevard County vaccine summary

Vaccination data through May 4, 2021 as of May 5, 2021 at 12:05 AM

Data in this report are provisional and subject to change.

Data in this summary pertain to COVID-19 vaccines approved by the U.S. Food and Drug Administration and have been issued an Emergency Use Authorization (Janssen COVID-19 Vaccine, Moderna COVID-19 Vaccine and Pfizer-BioNTech COVID-19 Vaccine). These data summarize the number of people who have received either their first dose or have completed the series for a COVID-19 vaccine. **A person can only be counted in one category, first dose or series complete.** For persons receiving Moderna or Pfizer vaccines, once they receive their second dose, they are moved from the first dose column to the series completed column. **Because of this, the total first dose category may show a change from report to report not matching the total receiving their first dose from the previous day.** Persons receiving Johnson & Johnson vaccines will always be counted in the series completed column.

COVID-19 doses for vaccinated persons in Florida

Doses administered 407,565

People receiving one dose of a 1-dose series (Johnson & Johnson) or receiving only one dose of a 2-dose series (Moderna, Pfizer) count once. Persons receiving both doses of a 2-dose series count twice.

Current status of persons vaccinated for COVID-19 in Florida

Total people vaccinated 247,523

First dose 70,073

Series completed 177,450

Completed 1-dose series 17,408

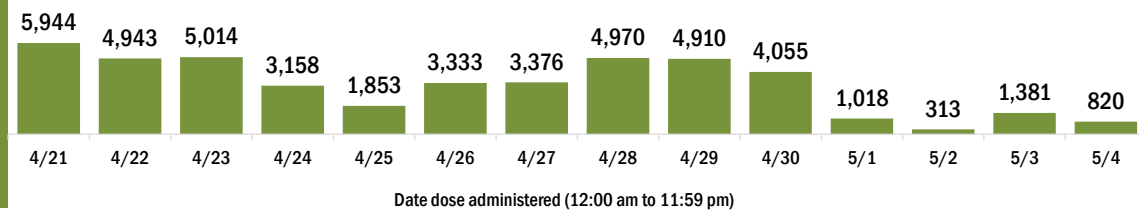
Completed 2-dose series 160,042

First dose: current number of people who have only received their first dose of the Moderna or Pfizer vaccine.

Series complete: current number of people who have received both Moderna or Pfizer vaccine doses or one Johnson & Johnson dose and are considered fully immunized.

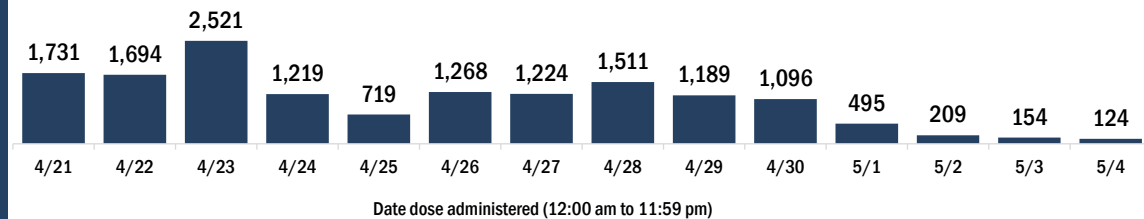
Demographic summary	First dose	Series complete	Total people vaccinated
Age group	70,073	177,450	247,523
16-24 years	8,026	4,149	12,175
25-34 years	9,644	7,276	16,920
35-44 years	9,920	11,509	21,429
45-54 years	10,355	19,378	29,733
55-64 years	14,418	41,433	55,851
65-74 years	9,709	52,781	62,490
75-84 years	5,567	29,992	35,559
85+ years	2,434	10,932	13,366
Race	70,073	177,450	247,523
White	46,078	120,695	166,773
Black	5,093	8,989	14,082
American Indian/Alaskan	394	761	1,155
Other	6,939	15,668	22,607
Unknown	11,569	31,337	42,906
Other race includes Asian, native Hawaiian/Pacific Islander, or other.			
Ethnicity	70,073	177,450	247,523
Hispanic	6,415	8,546	14,961
Non-Hispanic	41,108	98,895	140,003
Unknown	22,550	70,009	92,559
Gender	70,073	177,450	247,523
Female	36,774	101,723	138,497
Male	33,128	75,514	108,642
Unknown	171	213	384

COVID-19 doses administered for the past 2 weeks

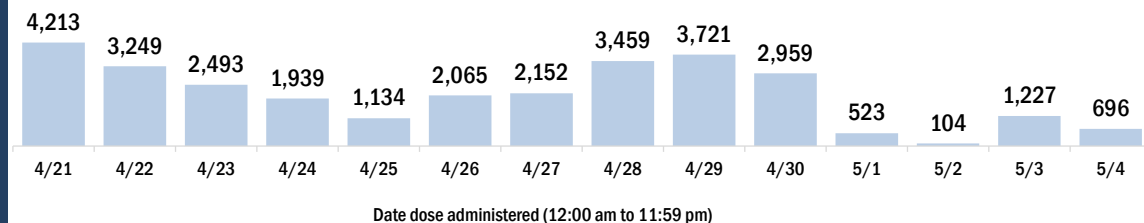


Persons vaccinated for COVID-19 for the past 2 weeks

Number of persons who received their first dose of a two-dose series of the COVID-19 vaccine



Number of persons who completed the COVID-19 vaccine series



COVID-19: Broward County vaccine summary

Vaccination data through May 4, 2021 as of May 5, 2021 at 12:05 AM

Data in this report are provisional and subject to change.

Data in this summary pertain to COVID-19 vaccines approved by the U.S. Food and Drug Administration and have been issued an Emergency Use Authorization (Janssen COVID-19 Vaccine, Moderna COVID-19 Vaccine and Pfizer-BioNTech COVID-19 Vaccine). These data summarize the number of people who have received either their first dose or have completed the series for a COVID-19 vaccine. **A person can only be counted in one category, first dose or series complete.** For persons receiving Moderna or Pfizer vaccines, once they receive their second dose, they are moved from the first dose column to the series completed column. **Because of this, the total first dose category may show a change from report to report not matching the total receiving their first dose from the previous day.** Persons receiving Johnson & Johnson vaccines will always be counted in the series completed column.

COVID-19 doses for vaccinated persons in Florida

Doses administered 1,392,999

People receiving one dose of a 1-dose series (Johnson & Johnson) or receiving only one dose of a 2-dose series (Moderna, Pfizer) count once. Persons receiving both doses of a 2-dose series count twice.

Current status of persons vaccinated for COVID-19 in Florida

Total people vaccinated 844,315

First dose 247,663

Series completed 596,652

Completed 1-dose series 47,968

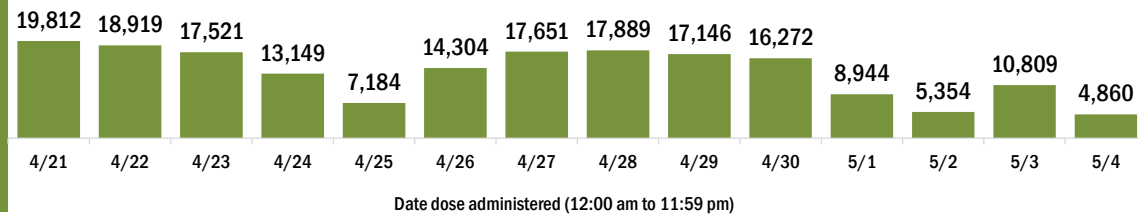
Completed 2-dose series 548,684

First dose: current number of people who have only received their first dose of the Moderna or Pfizer vaccine.

Series complete: current number of people who have received both Moderna or Pfizer vaccine doses or one Johnson & Johnson dose and are considered fully immunized.

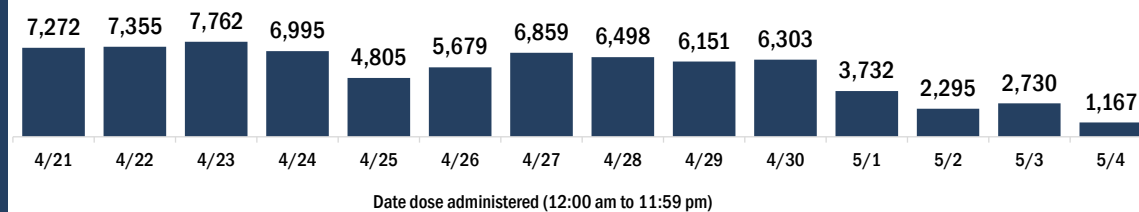
Demographic summary	First dose	Series complete	Total people vaccinated
Age group	247,663	596,652	844,315
16-24 years	30,531	24,773	55,304
25-34 years	35,121	40,927	76,048
35-44 years	41,923	66,571	108,494
45-54 years	44,129	102,037	146,166
55-64 years	43,010	137,883	180,893
65-74 years	30,074	132,515	162,589
75-84 years	15,589	67,327	82,916
85+ years	7,286	24,619	31,905
Race	247,663	596,652	844,315
White	135,689	372,314	508,003
Black	33,008	72,260	105,268
American Indian/Alaskan	1,076	2,421	3,497
Other	31,358	69,265	100,623
Unknown	46,532	80,392	126,924
Other race includes Asian, native Hawaiian/Pacific Islander, or other.			
Ethnicity	247,663	596,652	844,315
Hispanic	70,503	133,489	203,992
Non-Hispanic	94,472	295,897	390,369
Unknown	82,688	167,266	249,954
Gender	247,663	596,652	844,315
Female	128,988	325,605	454,593
Male	117,835	269,989	387,824
Unknown	840	1,058	1,898

COVID-19 doses administered for the past 2 weeks

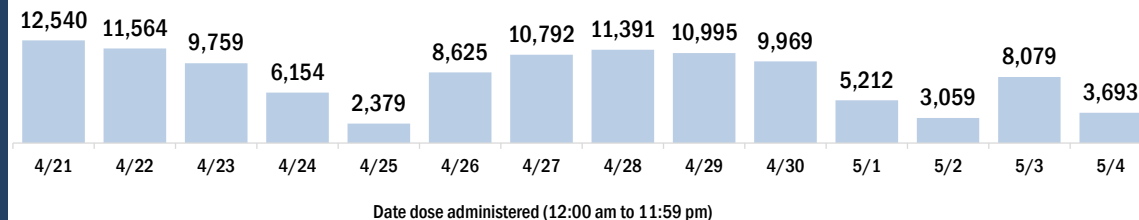


Persons vaccinated for COVID-19 for the past 2 weeks

Number of persons who received their first dose of a two-dose series of the COVID-19 vaccine



Number of persons who completed the COVID-19 vaccine series



COVID-19: Calhoun County vaccine summary

Vaccination data through May 4, 2021 as of May 5, 2021 at 12:05 AM

Data in this report are provisional and subject to change.

Data in this summary pertain to COVID-19 vaccines approved by the U.S. Food and Drug Administration and have been issued an Emergency Use Authorization (Janssen COVID-19 Vaccine, Moderna COVID-19 Vaccine and Pfizer-BioNTech COVID-19 Vaccine). These data summarize the number of people who have received either their first dose or have completed the series for a COVID-19 vaccine. **A person can only be counted in one category, first dose or series complete.** For persons receiving Moderna or Pfizer vaccines, once they receive their second dose, they are moved from the first dose column to the series completed column. **Because of this, the total first dose category may show a change from report to report not matching the total receiving their first dose from the previous day.** Persons receiving Johnson & Johnson vaccines will always be counted in the series completed column.

COVID-19 doses for vaccinated persons in Florida

Doses administered 5,318

People receiving one dose of a 1-dose series (Johnson & Johnson) or receiving only one dose of a 2-dose series (Moderna, Pfizer) count once. Persons receiving both doses of a 2-dose series count twice.

Current status of persons vaccinated for COVID-19 in Florida

Total people vaccinated 3,159

First dose 830

Series completed 2,329

Completed 1-dose series 170

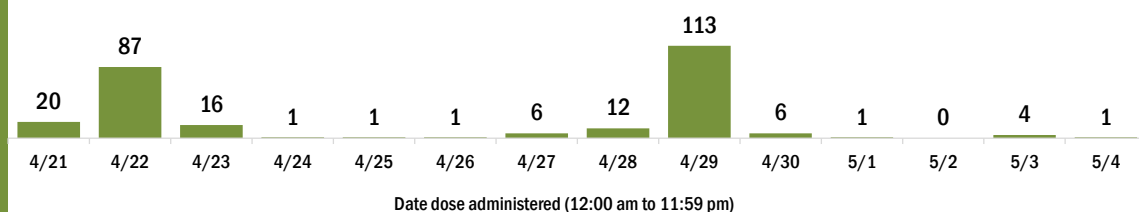
Completed 2-dose series 2,159

First dose: current number of people who have only received their first dose of the Moderna or Pfizer vaccine.

Series complete: current number of people who have received both Moderna or Pfizer vaccine doses or one Johnson & Johnson dose and are considered fully immunized.

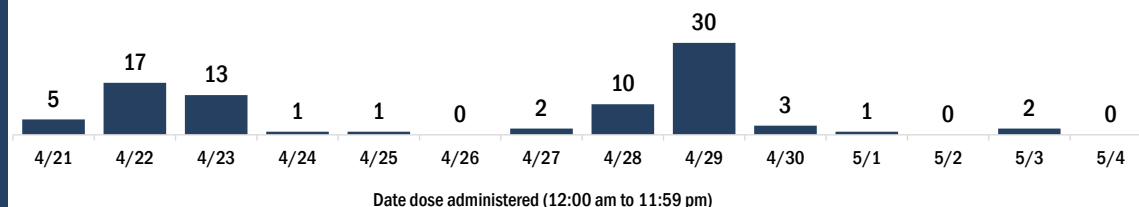
Demographic summary	First dose	Series complete	Total people vaccinated
Age group	830	2,329	3,159
16-24 years	50	26	76
25-34 years	104	61	165
35-44 years	164	121	285
45-54 years	187	220	407
55-64 years	165	454	619
65-74 years	88	801	889
75-84 years	51	466	517
85+ years	21	180	201
Race	830	2,329	3,159
White	514	1,638	2,152
Black	198	151	349
American Indian/Alaskan	4	15	19
Other	67	322	389
Unknown	47	203	250
Other race includes Asian, native Hawaiian/Pacific Islander, or other.			
Ethnicity	830	2,329	3,159
Hispanic	14	42	56
Non-Hispanic	219	1,304	1,523
Unknown	597	983	1,580
Gender	830	2,329	3,159
Female	224	1,298	1,522
Male	606	1,030	1,636
Unknown	0	1	1

COVID-19 doses administered for the past 2 weeks

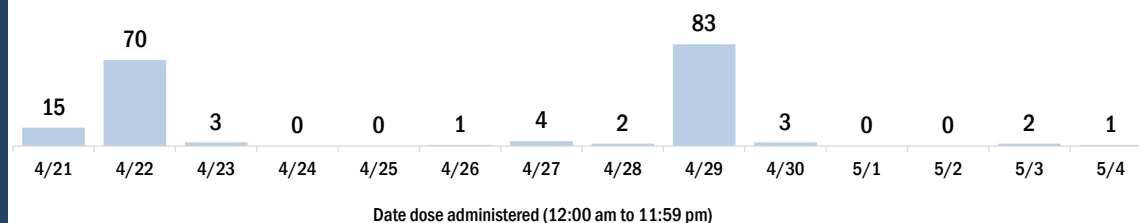


Persons vaccinated for COVID-19 for the past 2 weeks

Number of persons who received their first dose of a two-dose series of the COVID-19 vaccine



Number of persons who completed the COVID-19 vaccine series



COVID-19: Charlotte County vaccine summary

Vaccination data through May 4, 2021 as of May 5, 2021 at 12:05 AM

Data in this report are provisional and subject to change.

Data in this summary pertain to COVID-19 vaccines approved by the U.S. Food and Drug Administration and have been issued an Emergency Use Authorization (Janssen COVID-19 Vaccine, Moderna COVID-19 Vaccine and Pfizer-BioNTech COVID-19 Vaccine). These data summarize the number of people who have received either their first dose or have completed the series for a COVID-19 vaccine. **A person can only be counted in one category, first dose or series complete.** For persons receiving Moderna or Pfizer vaccines, once they receive their second dose, they are moved from the first dose column to the series completed column. **Because of this, the total first dose category may show a change from report to report not matching the total receiving their first dose from the previous day.** Persons receiving Johnson & Johnson vaccines will always be counted in the series completed column.

COVID-19 doses for vaccinated persons in Florida

Doses administered 175,883

People receiving one dose of a 1-dose series (Johnson & Johnson) or receiving only one dose of a 2-dose series (Moderna, Pfizer) count once. Persons receiving both doses of a 2-dose series count twice.

Current status of persons vaccinated for COVID-19 in Florida

Total people vaccinated 104,543

First dose 27,535

Series completed 77,008

Completed 1-dose series 5,668

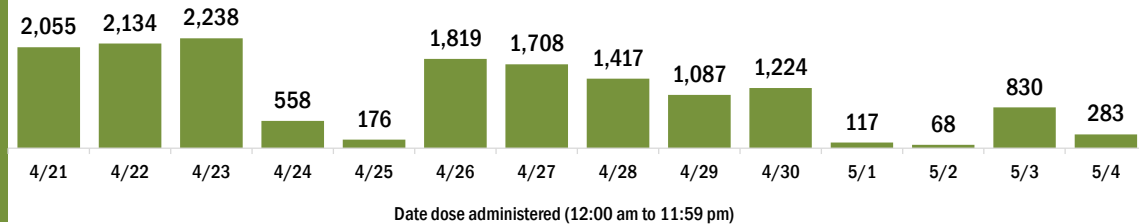
Completed 2-dose series 71,340

First dose: current number of people who have only received their first dose of the Moderna or Pfizer vaccine.

Series complete: current number of people who have received both Moderna or Pfizer vaccine doses or one Johnson & Johnson dose and are considered fully immunized.

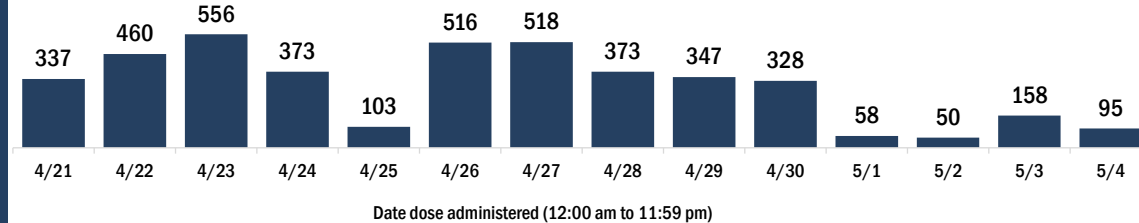
Demographic summary	First dose	Series complete	Total people vaccinated
Age group	27,535	77,008	104,543
16-24 years	1,442	568	2,010
25-34 years	1,553	1,119	2,672
35-44 years	1,946	1,897	3,843
45-54 years	2,889	4,662	7,551
55-64 years	6,292	14,441	20,733
65-74 years	7,186	30,646	37,832
75-84 years	4,645	18,394	23,039
85+ years	1,582	5,281	6,863
Race	27,535	77,008	104,543
White	20,544	59,159	79,703
Black	953	1,383	2,336
American Indian/Alaskan	151	311	462
Other	2,021	4,894	6,915
Unknown	3,866	11,261	15,127
Other race includes Asian, native Hawaiian/Pacific Islander, or other.			
Ethnicity	27,535	77,008	104,543
Hispanic	1,324	1,895	3,219
Non-Hispanic	16,092	46,992	63,084
Unknown	10,119	28,121	38,240
Gender	27,535	77,008	104,543
Female	14,266	42,913	57,179
Male	13,236	34,068	47,304
Unknown	33	27	60

COVID-19 doses administered for the past 2 weeks

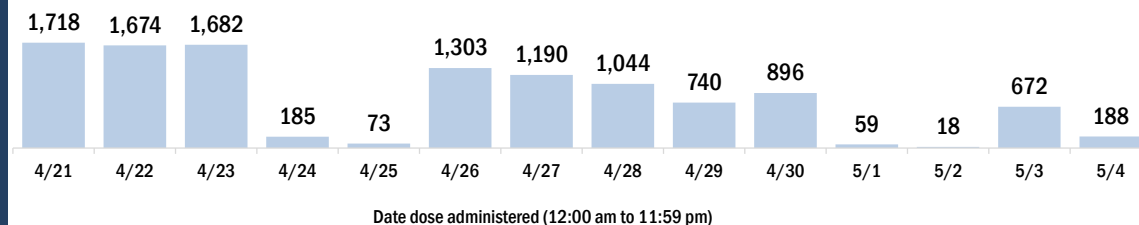


Persons vaccinated for COVID-19 for the past 2 weeks

Number of persons who received their first dose of a two-dose series of the COVID-19 vaccine



Number of persons who completed the COVID-19 vaccine series



COVID-19: Citrus County vaccine summary

Vaccination data through May 4, 2021 as of May 5, 2021 at 12:05 AM

Data in this report are provisional and subject to change.

Data in this summary pertain to COVID-19 vaccines approved by the U.S. Food and Drug Administration and have been issued an Emergency Use Authorization (Janssen COVID-19 Vaccine, Moderna COVID-19 Vaccine and Pfizer-BioNTech COVID-19 Vaccine). These data summarize the number of people who have received either their first dose or have completed the series for a COVID-19 vaccine. **A person can only be counted in one category, first dose or series complete.** For persons receiving Moderna or Pfizer vaccines, once they receive their second dose, they are moved from the first dose column to the series completed column. **Because of this, the total first dose category may show a change from report to report not matching the total receiving their first dose from the previous day.** Persons receiving Johnson & Johnson vaccines will always be counted in the series completed column.

COVID-19 doses for vaccinated persons in Florida

Doses administered 106,974

People receiving one dose of a 1-dose series (Johnson & Johnson) or receiving only one dose of a 2-dose series (Moderna, Pfizer) count once. Persons receiving both doses of a 2-dose series count twice.

Current status of persons vaccinated for COVID-19 in Florida

Total people vaccinated 60,586

First dose 12,499

Series completed 48,087

Completed 1-dose series 1,699

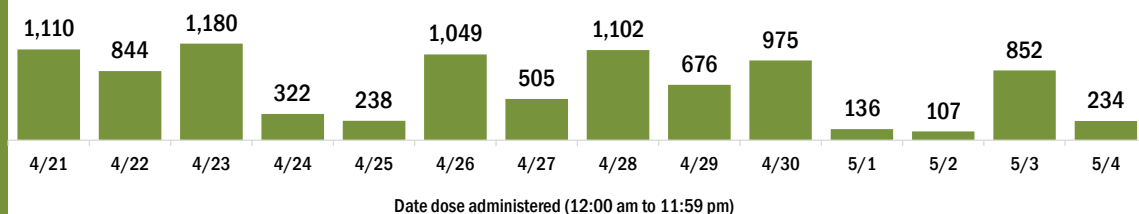
Completed 2-dose series 46,388

First dose: current number of people who have only received their first dose of the Moderna or Pfizer vaccine.

Series complete: current number of people who have received both Moderna or Pfizer vaccine doses or one Johnson & Johnson dose and are considered fully immunized.

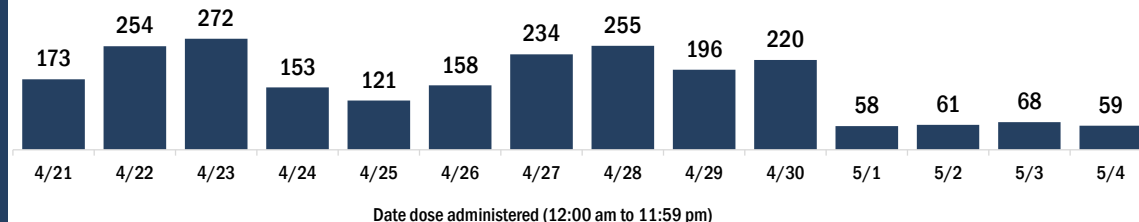
Demographic summary	First dose	Series complete	Total people vaccinated
Age group	12,499	48,087	60,586
16-24 years	863	456	1,319
25-34 years	948	798	1,746
35-44 years	1,085	1,300	2,385
45-54 years	1,570	2,937	4,507
55-64 years	2,726	8,381	11,107
65-74 years	2,873	18,364	21,237
75-84 years	1,828	12,275	14,103
85+ years	606	3,576	4,182
Race	12,499	48,087	60,586
White	9,513	36,331	45,844
Black	271	696	967
American Indian/Alaskan	70	260	330
Other	866	3,147	4,013
Unknown	1,779	7,653	9,432
Other race includes Asian, native Hawaiian/Pacific Islander, or other.			
Ethnicity	12,499	48,087	60,586
Hispanic	691	1,392	2,083
Non-Hispanic	7,852	28,653	36,505
Unknown	3,956	18,042	21,998
Gender	12,499	48,087	60,586
Female	6,829	27,403	34,232
Male	5,646	20,671	26,317
Unknown	24	13	37

COVID-19 doses administered for the past 2 weeks

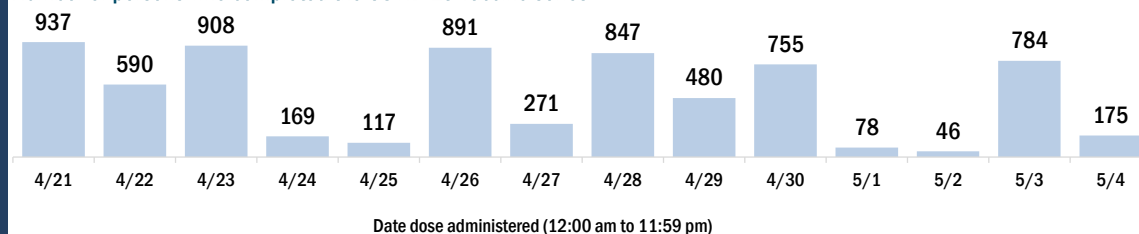


Persons vaccinated for COVID-19 for the past 2 weeks

Number of persons who received their first dose of a two-dose series of the COVID-19 vaccine



Number of persons who completed the COVID-19 vaccine series



COVID-19: Clay County vaccine summary

Vaccination data through May 4, 2021 as of May 5, 2021 at 12:05 AM

Data in this report are provisional and subject to change.

Data in this summary pertain to COVID-19 vaccines approved by the U.S. Food and Drug Administration and have been issued an Emergency Use Authorization (Janssen COVID-19 Vaccine, Moderna COVID-19 Vaccine and Pfizer-BioNTech COVID-19 Vaccine). These data summarize the number of people who have received either their first dose or have completed the series for a COVID-19 vaccine. **A person can only be counted in one category, first dose or series complete.** For persons receiving Moderna or Pfizer vaccines, once they receive their second dose, they are moved from the first dose column to the series completed column. **Because of this, the total first dose category may show a change from report to report not matching the total receiving their first dose from the previous day.** Persons receiving Johnson & Johnson vaccines will always be counted in the series completed column.

COVID-19 doses for vaccinated persons in Florida

Doses administered 111,192

People receiving one dose of a 1-dose series (Johnson & Johnson) or receiving only one dose of a 2-dose series (Moderna, Pfizer) count once. Persons receiving both doses of a 2-dose series count twice.

Current status of persons vaccinated for COVID-19 in Florida

Total people vaccinated 63,868

First dose 13,238

Series completed 50,630

Completed 1-dose series 3,306

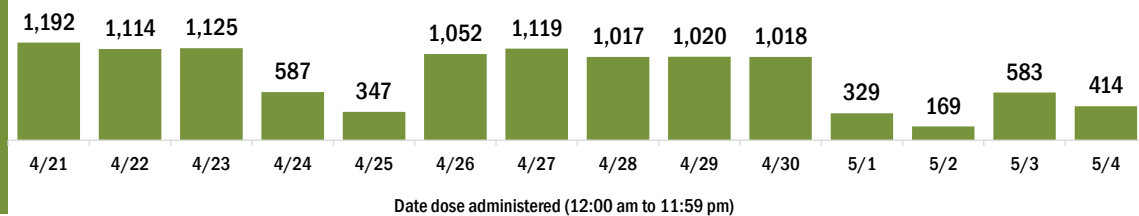
Completed 2-dose series 47,324

First dose: current number of people who have only received their first dose of the Moderna or Pfizer vaccine.

Series complete: current number of people who have received both Moderna or Pfizer vaccine doses or one Johnson & Johnson dose and are considered fully immunized.

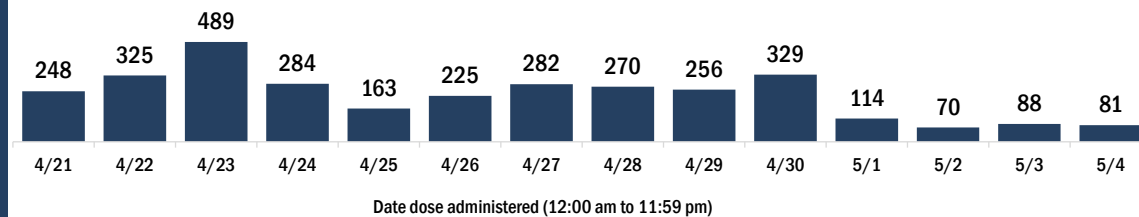
Demographic summary	First dose	Series complete	Total people vaccinated
Age group	13,238	50,630	63,868
16-24 years	1,933	1,970	3,903
25-34 years	1,769	2,602	4,371
35-44 years	2,199	4,555	6,754
45-54 years	2,266	7,238	9,504
55-64 years	2,574	11,223	13,797
65-74 years	1,329	14,004	15,333
75-84 years	820	6,962	7,782
85+ years	348	2,076	2,424
Race	13,238	50,630	63,868
White	7,491	36,108	43,599
Black	1,205	3,520	4,725
American Indian/Alaskan	60	237	297
Other	1,817	4,898	6,715
Unknown	2,665	5,867	8,532
Other race includes Asian, native Hawaiian/Pacific Islander, or other.			
Ethnicity	13,238	50,630	63,868
Hispanic	1,157	2,610	3,767
Non-Hispanic	7,234	36,801	44,035
Unknown	4,847	11,219	16,066
Gender	13,238	50,630	63,868
Female	7,172	29,088	36,260
Male	5,899	21,537	27,436
Unknown	167	5	172

COVID-19 doses administered for the past 2 weeks

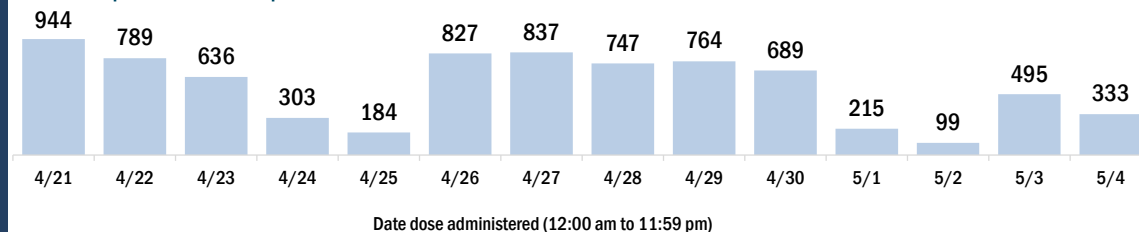


Persons vaccinated for COVID-19 for the past 2 weeks

Number of persons who received their first dose of a two-dose series of the COVID-19 vaccine



Number of persons who completed the COVID-19 vaccine series



COVID-19: Collier County vaccine summary

Vaccination data through May 4, 2021 as of May 5, 2021 at 12:05 AM

Data in this report are provisional and subject to change.

Data in this summary pertain to COVID-19 vaccines approved by the U.S. Food and Drug Administration and have been issued an Emergency Use Authorization (Janssen COVID-19 Vaccine, Moderna COVID-19 Vaccine and Pfizer-BioNTech COVID-19 Vaccine). These data summarize the number of people who have received either their first dose or have completed the series for a COVID-19 vaccine. **A person can only be counted in one category, first dose or series complete.** For persons receiving Moderna or Pfizer vaccines, once they receive their second dose, they are moved from the first dose column to the series completed column. **Because of this, the total first dose category may show a change from report to report not matching the total receiving their first dose from the previous day.** Persons receiving Johnson & Johnson vaccines will always be counted in the series completed column.

COVID-19 doses for vaccinated persons in Florida

Doses administered 320,721

People receiving one dose of a 1-dose series (Johnson & Johnson) or receiving only one dose of a 2-dose series (Moderna, Pfizer) count once. Persons receiving both doses of a 2-dose series count twice.

Current status of persons vaccinated for COVID-19 in Florida

Total people vaccinated 191,593

First dose 49,621

Series completed 141,972

Completed 1-dose series 12,844

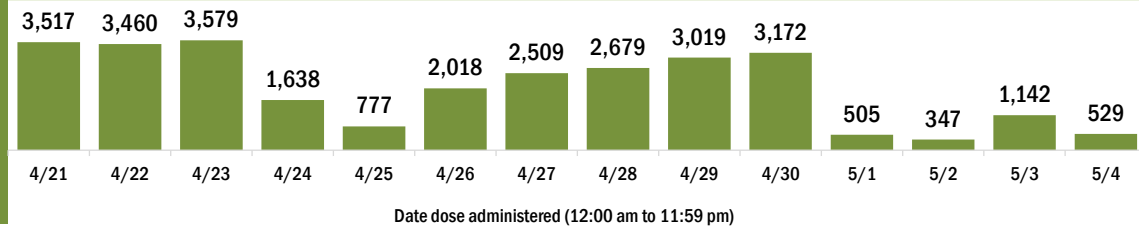
Completed 2-dose series 129,128

First dose: current number of people who have only received their first dose of the Moderna or Pfizer vaccine.

Series complete: current number of people who have received both Moderna or Pfizer vaccine doses or one Johnson & Johnson dose and are considered fully immunized.

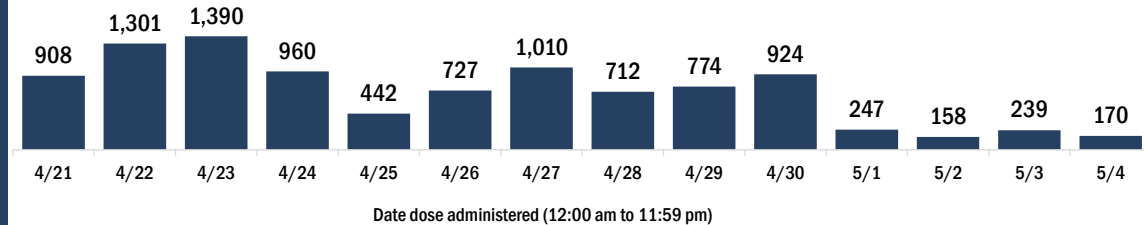
Demographic summary	First dose	Series complete	Total people vaccinated
Age group	49,621	141,972	191,593
16-24 years	4,325	2,125	6,450
25-34 years	4,968	3,810	8,778
35-44 years	6,375	5,742	12,117
45-54 years	7,843	10,751	18,594
55-64 years	10,147	24,943	35,090
65-74 years	8,456	49,984	58,440
75-84 years	5,463	34,558	40,021
85+ years	2,044	10,059	12,103
Race	49,621	141,972	191,593
White	32,727	93,651	126,378
Black	1,287	1,767	3,054
American Indian/Alaskan	199	419	618
Other	5,398	10,880	16,278
Unknown	10,010	35,255	45,265
Other race includes Asian, native Hawaiian/Pacific Islander, or other.			
Ethnicity	49,621	141,972	191,593
Hispanic	9,825	9,312	19,137
Non-Hispanic	20,574	65,463	86,037
Unknown	19,222	67,197	86,419
Gender	49,621	141,972	191,593
Female	25,843	77,972	103,815
Male	23,517	63,724	87,241
Unknown	261	276	537

COVID-19 doses administered for the past 2 weeks

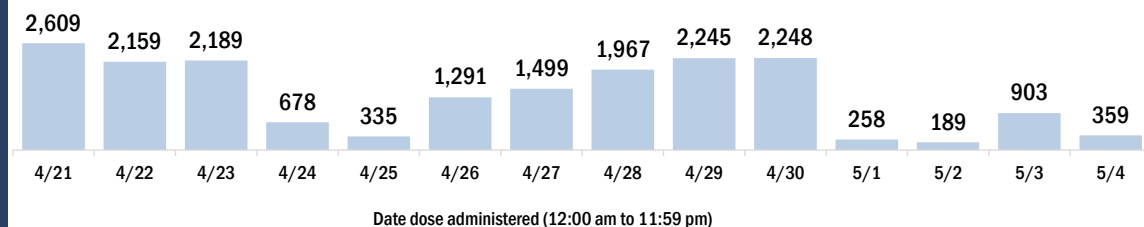


Persons vaccinated for COVID-19 for the past 2 weeks

Number of persons who received their first dose of a two-dose series of the COVID-19 vaccine



Number of persons who completed the COVID-19 vaccine series



COVID-19: Columbia County vaccine summary

Vaccination data through May 4, 2021 as of May 5, 2021 at 12:05 AM

Data in this report are provisional and subject to change.

Data in this summary pertain to COVID-19 vaccines approved by the U.S. Food and Drug Administration and have been issued an Emergency Use Authorization (Janssen COVID-19 Vaccine, Moderna COVID-19 Vaccine and Pfizer-BioNTech COVID-19 Vaccine). These data summarize the number of people who have received either their first dose or have completed the series for a COVID-19 vaccine. **A person can only be counted in one category, first dose or series complete.** For persons receiving Moderna or Pfizer vaccines, once they receive their second dose, they are moved from the first dose column to the series completed column. **Because of this, the total first dose category may show a change from report to report not matching the total receiving their first dose from the previous day.** Persons receiving Johnson & Johnson vaccines will always be counted in the series completed column.

COVID-19 doses for vaccinated persons in Florida

Doses administered 27,378

People receiving one dose of a 1-dose series (Johnson & Johnson) or receiving only one dose of a 2-dose series (Moderna, Pfizer) count once. Persons receiving both doses of a 2-dose series count twice.

Current status of persons vaccinated for COVID-19 in Florida

Total people vaccinated 16,130

First dose 3,241

Series completed 12,889

Completed 1-dose series 1,641

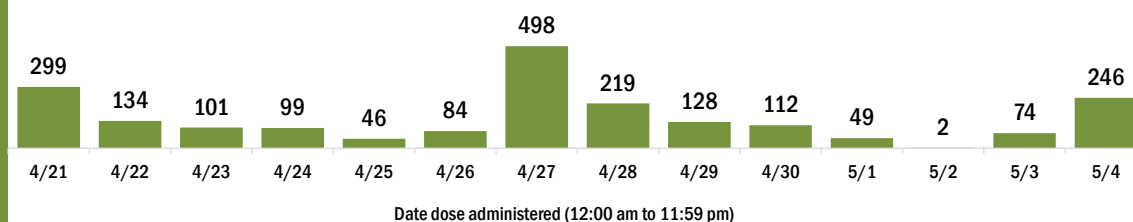
Completed 2-dose series 11,248

First dose: current number of people who have only received their first dose of the Moderna or Pfizer vaccine.

Series complete: current number of people who have received both Moderna or Pfizer vaccine doses or one Johnson & Johnson dose and are considered fully immunized.

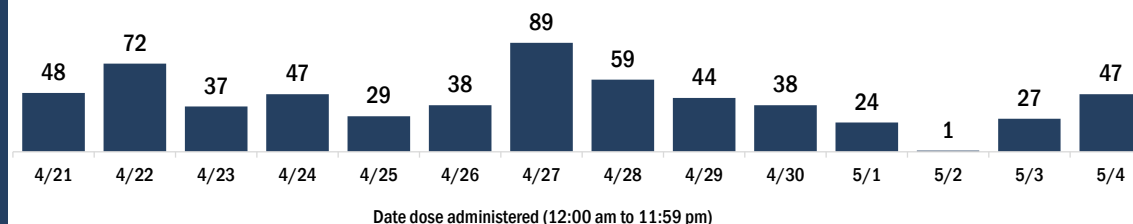
Demographic summary	First dose	Series complete	Total people vaccinated
Age group	3,241	12,889	16,130
16-24 years	440	277	717
25-34 years	393	496	889
35-44 years	453	805	1,258
45-54 years	564	1,403	1,967
55-64 years	728	2,665	3,393
65-74 years	395	4,171	4,566
75-84 years	197	2,384	2,581
85+ years	71	688	759
Race	3,241	12,889	16,130
White	1,936	9,314	11,250
Black	569	1,410	1,979
American Indian/Alaskan	13	63	76
Other	323	866	1,189
Unknown	400	1,236	1,636
Other race includes Asian, native Hawaiian/Pacific Islander, or other.			
Ethnicity	3,241	12,889	16,130
Hispanic	228	419	647
Non-Hispanic	1,770	9,420	11,190
Unknown	1,243	3,050	4,293
Gender	3,241	12,889	16,130
Female	1,287	7,494	8,781
Male	1,945	5,395	7,340
Unknown	9	0	9

COVID-19 doses administered for the past 2 weeks

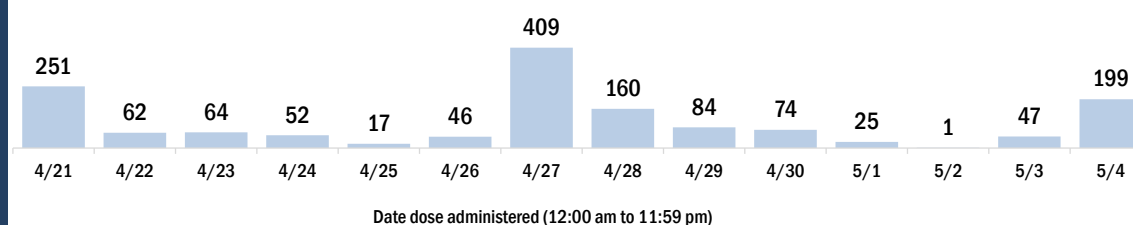


Persons vaccinated for COVID-19 for the past 2 weeks

Number of persons who received their first dose of a two-dose series of the COVID-19 vaccine



Number of persons who completed the COVID-19 vaccine series



COVID-19: Dade County vaccine summary

Vaccination data through May 4, 2021 as of May 5, 2021 at 12:05 AM

Data in this report are provisional and subject to change.

Data in this summary pertain to COVID-19 vaccines approved by the U.S. Food and Drug Administration and have been issued an Emergency Use Authorization (Janssen COVID-19 Vaccine, Moderna COVID-19 Vaccine and Pfizer-BioNTech COVID-19 Vaccine). These data summarize the number of people who have received either their first dose or have completed the series for a COVID-19 vaccine. **A person can only be counted in one category, first dose or series complete.** For persons receiving Moderna or Pfizer vaccines, once they receive their second dose, they are moved from the first dose column to the series completed column. **Because of this, the total first dose category may show a change from report to report not matching the total receiving their first dose from the previous day.** Persons receiving Johnson & Johnson vaccines will always be counted in the series completed column.

COVID-19 doses for vaccinated persons in Florida

Doses administered 2,029,235

People receiving one dose of a 1-dose series (Johnson & Johnson) or receiving only one dose of a 2-dose series (Moderna, Pfizer) count once. Persons receiving both doses of a 2-dose series count twice.

Current status of persons vaccinated for COVID-19 in Florida

Total people vaccinated 1,269,957

First dose 403,431

Series completed 866,526

Completed 1-dose series 107,248

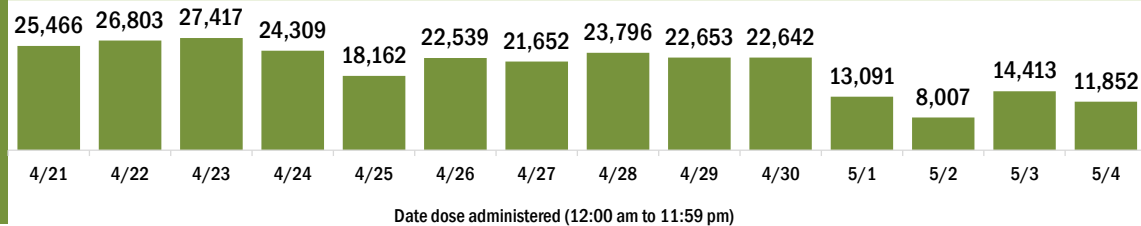
Completed 2-dose series 759,278

First dose: current number of people who have only received their first dose of the Moderna or Pfizer vaccine.

Series complete: current number of people who have received both Moderna or Pfizer vaccine doses or one Johnson & Johnson dose and are considered fully immunized.

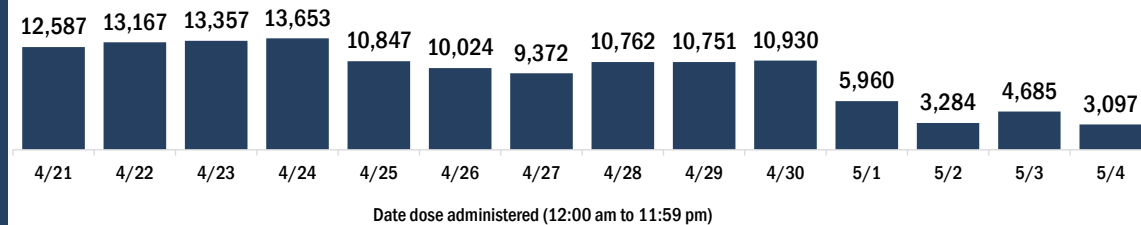
Demographic summary	First dose	Series complete	Total people vaccinated
Age group	403,431	866,526	1,269,957
16-24 years	47,828	38,901	86,729
25-34 years	62,176	71,279	133,455
35-44 years	71,268	103,904	175,172
45-54 years	76,849	152,784	229,633
55-64 years	66,702	186,339	253,041
65-74 years	44,867	171,748	216,615
75-84 years	23,554	102,442	125,996
85+ years	10,187	39,129	49,316
Race	403,431	866,526	1,269,957
White	278,839	611,056	889,895
Black	24,424	57,686	82,110
American Indian/Alaskan	1,331	1,886	3,217
Other	46,774	92,352	139,126
Unknown	52,063	103,546	155,609
Other race includes Asian, native Hawaiian/Pacific Islander, or other.			
Ethnicity	403,431	866,526	1,269,957
Hispanic	223,182	423,475	646,657
Non-Hispanic	63,009	186,762	249,771
Unknown	117,240	256,289	373,529
Gender	403,431	866,526	1,269,957
Female	208,283	474,839	683,122
Male	193,187	390,237	583,424
Unknown	1,961	1,450	3,411

COVID-19 doses administered for the past 2 weeks

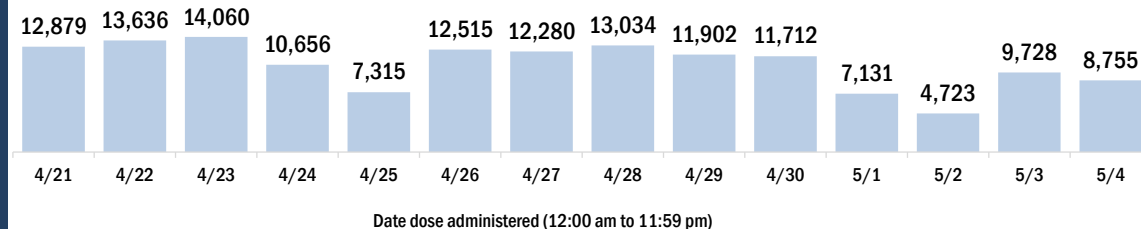


Persons vaccinated for COVID-19 for the past 2 weeks

Number of persons who received their first dose of a two-dose series of the COVID-19 vaccine



Number of persons who completed the COVID-19 vaccine series



COVID-19: Desoto County vaccine summary

Vaccination data through May 4, 2021 as of May 5, 2021 at 12:05 AM

Data in this report are provisional and subject to change.

Data in this summary pertain to COVID-19 vaccines approved by the U.S. Food and Drug Administration and have been issued an Emergency Use Authorization (Janssen COVID-19 Vaccine, Moderna COVID-19 Vaccine and Pfizer-BioNTech COVID-19 Vaccine). These data summarize the number of people who have received either their first dose or have completed the series for a COVID-19 vaccine. **A person can only be counted in one category, first dose or series complete.** For persons receiving Moderna or Pfizer vaccines, once they receive their second dose, they are moved from the first dose column to the series completed column. **Because of this, the total first dose category may show a change from report to report not matching the total receiving their first dose from the previous day.** Persons receiving Johnson & Johnson vaccines will always be counted in the series completed column.

COVID-19 doses for vaccinated persons in Florida

Doses administered 18,866

People receiving one dose of a 1-dose series (Johnson & Johnson) or receiving only one dose of a 2-dose series (Moderna, Pfizer) count once. Persons receiving both doses of a 2-dose series count twice.

Current status of persons vaccinated for COVID-19 in Florida

Total people vaccinated 12,056

First dose 4,690

Series completed 7,366

Completed 1-dose series 556

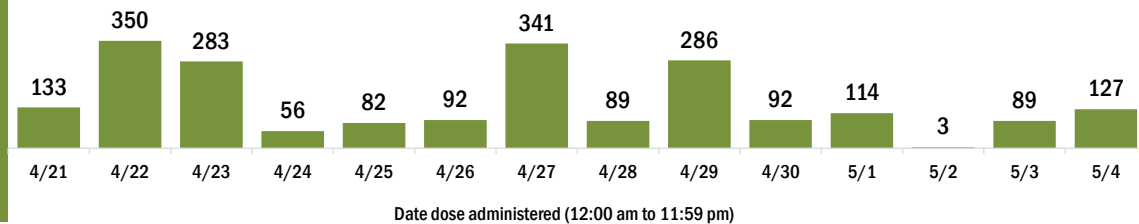
Completed 2-dose series 6,810

First dose: current number of people who have only received their first dose of the Moderna or Pfizer vaccine.

Series complete: current number of people who have received both Moderna or Pfizer vaccine doses or one Johnson & Johnson dose and are considered fully immunized.

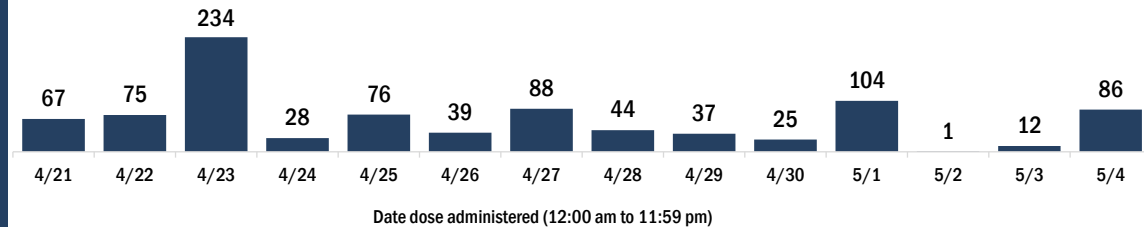
Demographic summary	First dose	Series complete	Total people vaccinated
Age group	4,690	7,366	12,056
16-24 years	399	124	523
25-34 years	622	228	850
35-44 years	792	314	1,106
45-54 years	843	593	1,436
55-64 years	980	1,251	2,231
65-74 years	611	2,687	3,298
75-84 years	352	1,758	2,110
85+ years	91	411	502
Race	4,690	7,366	12,056
White	2,302	5,324	7,626
Black	448	408	856
American Indian/Alaskan	17	29	46
Other	1,144	649	1,793
Unknown	779	956	1,735
Other race includes Asian, native Hawaiian/Pacific Islander, or other.			
Ethnicity	4,690	7,366	12,056
Hispanic	1,481	574	2,055
Non-Hispanic	1,923	3,735	5,658
Unknown	1,286	3,057	4,343
Gender	4,690	7,366	12,056
Female	1,571	4,003	5,574
Male	3,119	3,362	6,481
Unknown	0	1	1

COVID-19 doses administered for the past 2 weeks

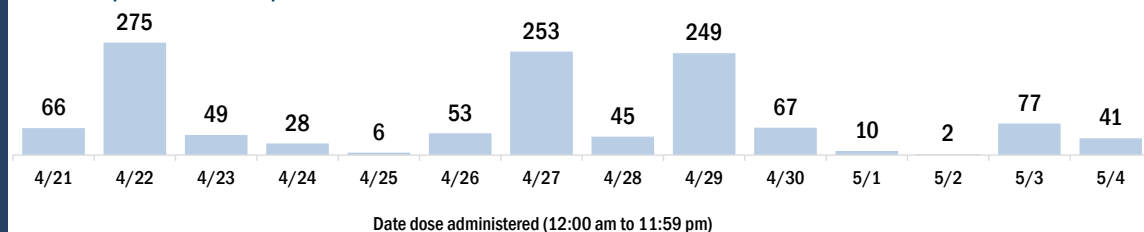


Persons vaccinated for COVID-19 for the past 2 weeks

Number of persons who received their first dose of a two-dose series of the COVID-19 vaccine



Number of persons who completed the COVID-19 vaccine series



COVID-19: Dixie County vaccine summary

Vaccination data through May 4, 2021 as of May 5, 2021 at 12:05 AM

Data in this report are provisional and subject to change.

Data in this summary pertain to COVID-19 vaccines approved by the U.S. Food and Drug Administration and have been issued an Emergency Use Authorization (Janssen COVID-19 Vaccine, Moderna COVID-19 Vaccine and Pfizer-BioNTech COVID-19 Vaccine). These data summarize the number of people who have received either their first dose or have completed the series for a COVID-19 vaccine. **A person can only be counted in one category, first dose or series complete.** For persons receiving Moderna or Pfizer vaccines, once they receive their second dose, they are moved from the first dose column to the series completed column. **Because of this, the total first dose category may show a change from report to report not matching the total receiving their first dose from the previous day.** Persons receiving Johnson & Johnson vaccines will always be counted in the series completed column.

COVID-19 doses for vaccinated persons in Florida

Doses administered 6,190

People receiving one dose of a 1-dose series (Johnson & Johnson) or receiving only one dose of a 2-dose series (Moderna, Pfizer) count once. Persons receiving both doses of a 2-dose series count twice.

Current status of persons vaccinated for COVID-19 in Florida

Total people vaccinated 3,794

First dose 1,038

Series completed 2,756

Completed 1-dose series 360

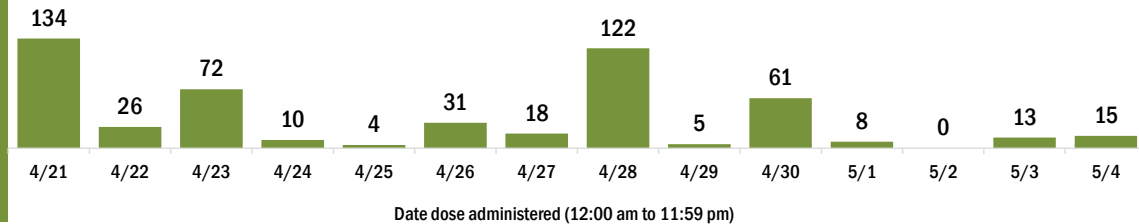
Completed 2-dose series 2,396

First dose: current number of people who have only received their first dose of the Moderna or Pfizer vaccine.

Series complete: current number of people who have received both Moderna or Pfizer vaccine doses or one Johnson & Johnson dose and are considered fully immunized.

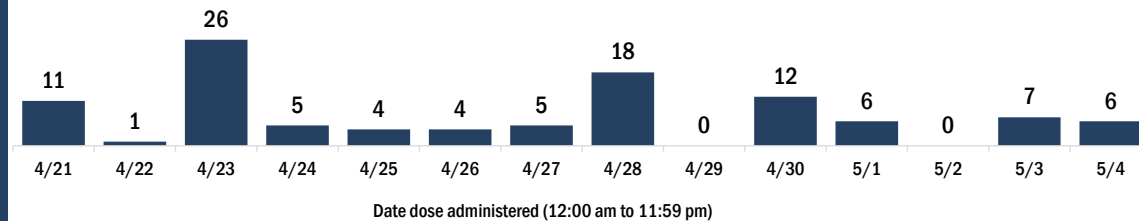
Demographic summary	First dose	Series complete	Total people vaccinated
Age group	1,038	2,756	3,794
16-24 years	42	26	68
25-34 years	89	41	130
35-44 years	202	92	294
45-54 years	247	180	427
55-64 years	270	604	874
65-74 years	112	1,067	1,179
75-84 years	56	597	653
85+ years	20	149	169
Race	1,038	2,756	3,794
White	716	2,414	3,130
Black	248	112	360
American Indian/Alaskan	4	16	20
Other	40	77	117
Unknown	30	137	167
Other race includes Asian, native Hawaiian/Pacific Islander, or other.			
Ethnicity	1,038	2,756	3,794
Hispanic	36	52	88
Non-Hispanic	837	2,115	2,952
Unknown	165	589	754
Gender	1,038	2,756	3,794
Female	230	1,456	1,686
Male	808	1,300	2,108
Unknown	0	0	0

COVID-19 doses administered for the past 2 weeks

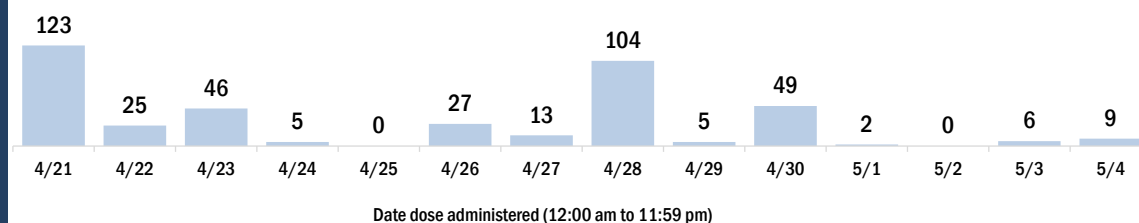


Persons vaccinated for COVID-19 for the past 2 weeks

Number of persons who received their first dose of a two-dose series of the COVID-19 vaccine



Number of persons who completed the COVID-19 vaccine series



COVID-19: Duval County vaccine summary

Vaccination data through May 4, 2021 as of May 5, 2021 at 12:05 AM

Data in this report are provisional and subject to change.

Data in this summary pertain to COVID-19 vaccines approved by the U.S. Food and Drug Administration and have been issued an Emergency Use Authorization (Janssen COVID-19 Vaccine, Moderna COVID-19 Vaccine and Pfizer-BioNTech COVID-19 Vaccine). These data summarize the number of people who have received either their first dose or have completed the series for a COVID-19 vaccine. **A person can only be counted in one category, first dose or series complete.** For persons receiving Moderna or Pfizer vaccines, once they receive their second dose, they are moved from the first dose column to the series completed column. **Because of this, the total first dose category may show a change from report to report not matching the total receiving their first dose from the previous day.** Persons receiving Johnson & Johnson vaccines will always be counted in the series completed column.

COVID-19 doses for vaccinated persons in Florida

Doses administered 564,112

People receiving one dose of a 1-dose series (Johnson & Johnson) or receiving only one dose of a 2-dose series (Moderna, Pfizer) count once. Persons receiving both doses of a 2-dose series count twice.

Current status of persons vaccinated for COVID-19 in Florida

Total people vaccinated 331,099

First dose 73,156

Series completed 257,943

Completed 1-dose series 24,930

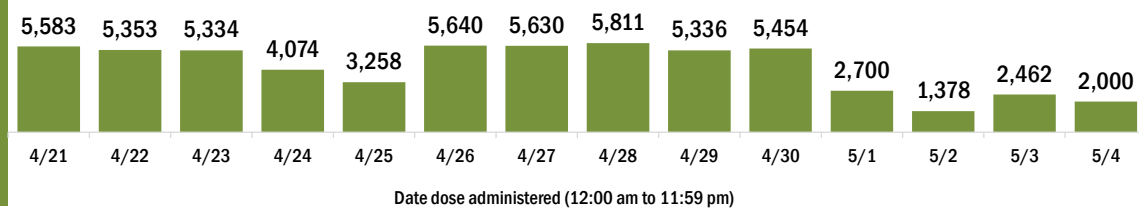
Completed 2-dose series 233,013

First dose: current number of people who have only received their first dose of the Moderna or Pfizer vaccine.

Series complete: current number of people who have received both Moderna or Pfizer vaccine doses or one Johnson & Johnson dose and are considered fully immunized.

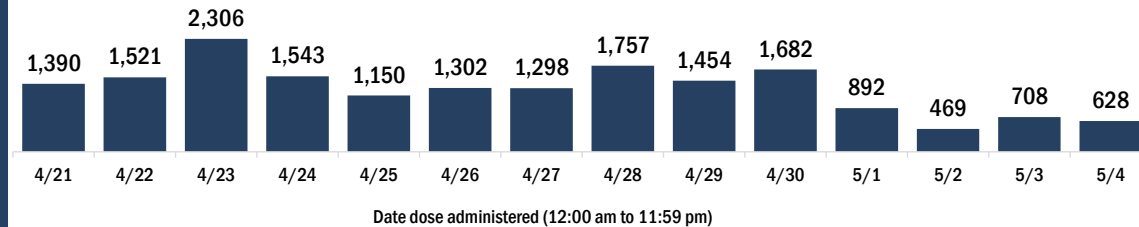
Demographic summary	First dose	Series complete	Total people vaccinated
Age group	73,156	257,943	331,099
16-24 years	8,966	11,110	20,076
25-34 years	12,076	23,393	35,469
35-44 years	11,670	29,387	41,057
45-54 years	10,923	39,602	50,525
55-64 years	12,011	58,266	70,277
65-74 years	10,819	59,907	70,726
75-84 years	4,651	26,995	31,646
85+ years	2,040	9,283	11,323
Race	73,156	257,943	331,099
White	36,195	149,745	185,940
Black	11,078	43,379	54,457
American Indian/Alaskan	234	621	855
Other	11,794	32,494	44,288
Unknown	13,855	31,704	45,559
Other race includes Asian, native Hawaiian/Pacific Islander, or other.			
Ethnicity	73,156	257,943	331,099
Hispanic	6,432	14,269	20,701
Non-Hispanic	44,129	186,533	230,662
Unknown	22,595	57,141	79,736
Gender	73,156	257,943	331,099
Female	37,745	146,965	184,710
Male	32,965	110,811	143,776
Unknown	2,446	167	2,613

COVID-19 doses administered for the past 2 weeks

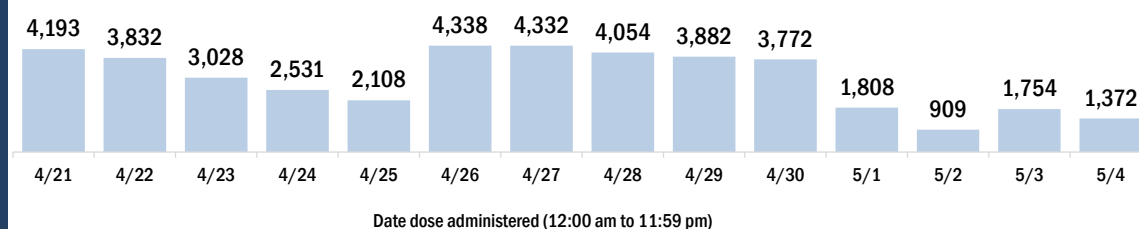


Persons vaccinated for COVID-19 for the past 2 weeks

Number of persons who received their first dose of a two-dose series of the COVID-19 vaccine



Number of persons who completed the COVID-19 vaccine series



COVID-19: Escambia County vaccine summary

Vaccination data through May 4, 2021 as of May 5, 2021 at 12:05 AM

Data in this report are provisional and subject to change.

Data in this summary pertain to COVID-19 vaccines approved by the U.S. Food and Drug Administration and have been issued an Emergency Use Authorization (Janssen COVID-19 Vaccine, Moderna COVID-19 Vaccine and Pfizer-BioNTech COVID-19 Vaccine). These data summarize the number of people who have received either their first dose or have completed the series for a COVID-19 vaccine. **A person can only be counted in one category, first dose or series complete.** For persons receiving Moderna or Pfizer vaccines, once they receive their second dose, they are moved from the first dose column to the series completed column. **Because of this, the total first dose category may show a change from report to report not matching the total receiving their first dose from the previous day.** Persons receiving Johnson & Johnson vaccines will always be counted in the series completed column.

COVID-19 doses for vaccinated persons in Florida

Doses administered 165,227

People receiving one dose of a 1-dose series (Johnson & Johnson) or receiving only one dose of a 2-dose series (Moderna, Pfizer) count once. Persons receiving both doses of a 2-dose series count twice.

Current status of persons vaccinated for COVID-19 in Florida

Total people vaccinated 98,704

First dose 24,837

Series completed 73,867

Completed 1-dose series 7,344

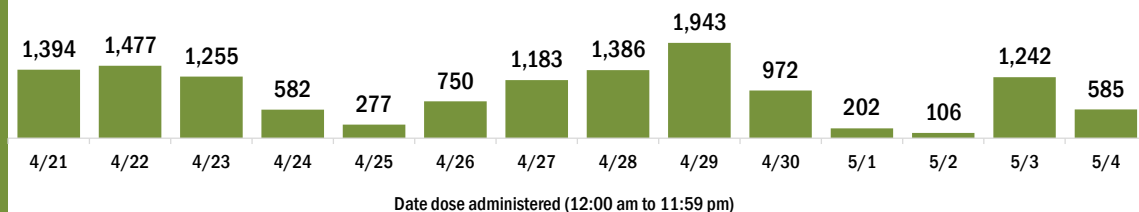
Completed 2-dose series 66,523

First dose: current number of people who have only received their first dose of the Moderna or Pfizer vaccine.

Series complete: current number of people who have received both Moderna or Pfizer vaccine doses or one Johnson & Johnson dose and are considered fully immunized.

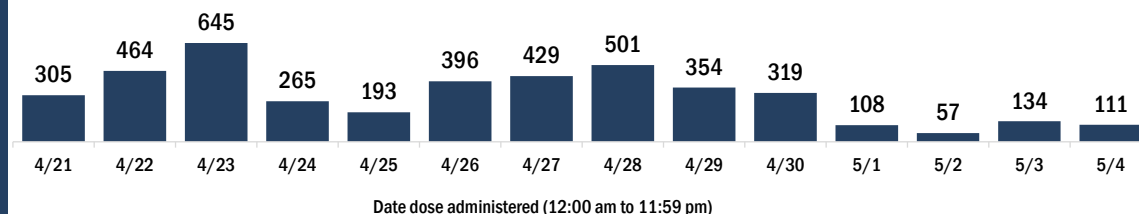
Demographic summary	First dose	Series complete	Total people vaccinated
Age group	24,837	73,867	98,704
16-24 years	3,234	2,134	5,368
25-34 years	3,946	4,527	8,473
35-44 years	3,440	5,871	9,311
45-54 years	3,401	9,136	12,537
55-64 years	4,208	16,951	21,159
65-74 years	3,772	20,456	24,228
75-84 years	2,024	10,883	12,907
85+ years	812	3,909	4,721
Race	24,837	73,867	98,704
White	13,057	45,144	58,201
Black	3,439	10,946	14,385
American Indian/Alaskan	139	548	687
Other	2,603	6,807	9,410
Unknown	5,599	10,422	16,021
Other race includes Asian, native Hawaiian/Pacific Islander, or other.			
Ethnicity	24,837	73,867	98,704
Hispanic	1,120	1,883	3,003
Non-Hispanic	14,820	52,090	66,910
Unknown	8,897	19,894	28,791
Gender	24,837	73,867	98,704
Female	13,483	43,131	56,614
Male	11,282	30,657	41,939
Unknown	72	79	151

COVID-19 doses administered for the past 2 weeks

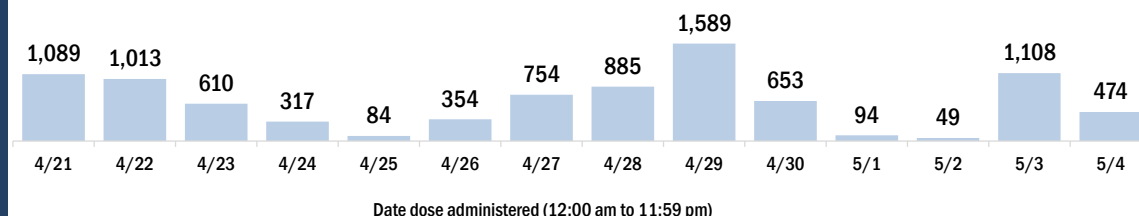


Persons vaccinated for COVID-19 for the past 2 weeks

Number of persons who received their first dose of a two-dose series of the COVID-19 vaccine



Number of persons who completed the COVID-19 vaccine series



COVID-19: Flagler County vaccine summary

Vaccination data through May 4, 2021 as of May 5, 2021 at 12:05 AM

Data in this report are provisional and subject to change.

Data in this summary pertain to COVID-19 vaccines approved by the U.S. Food and Drug Administration and have been issued an Emergency Use Authorization (Janssen COVID-19 Vaccine, Moderna COVID-19 Vaccine and Pfizer-BioNTech COVID-19 Vaccine). These data summarize the number of people who have received either their first dose or have completed the series for a COVID-19 vaccine. **A person can only be counted in one category, first dose or series complete.** For persons receiving Moderna or Pfizer vaccines, once they receive their second dose, they are moved from the first dose column to the series completed column. **Because of this, the total first dose category may show a change from report to report not matching the total receiving their first dose from the previous day.** Persons receiving Johnson & Johnson vaccines will always be counted in the series completed column.

COVID-19 doses for vaccinated persons in Florida

Doses administered 89,606

People receiving one dose of a 1-dose series (Johnson & Johnson) or receiving only one dose of a 2-dose series (Moderna, Pfizer) count once. Persons receiving both doses of a 2-dose series count twice.

Current status of persons vaccinated for COVID-19 in Florida

Total people vaccinated 52,180

First dose 12,388

Series completed 39,792

Completed 1-dose series 2,366

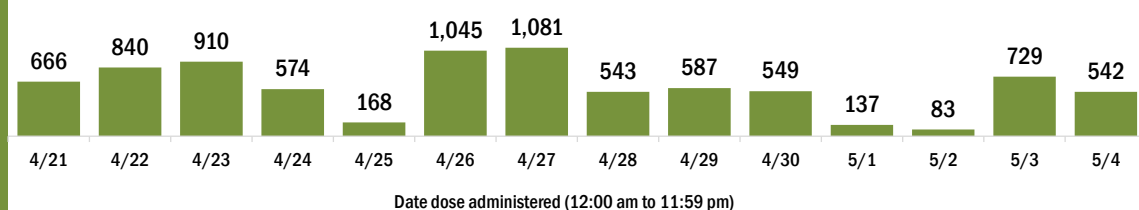
Completed 2-dose series 37,426

First dose: current number of people who have only received their first dose of the Moderna or Pfizer vaccine.

Series complete: current number of people who have received both Moderna or Pfizer vaccine doses or one Johnson & Johnson dose and are considered fully immunized.

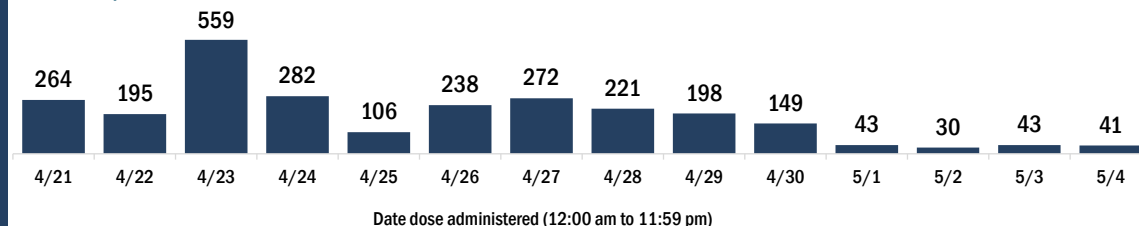
Demographic summary	First dose	Series complete	Total people vaccinated
Age group	12,388	39,792	52,180
16-24 years	1,255	591	1,846
25-34 years	1,158	928	2,086
35-44 years	1,483	1,822	3,305
45-54 years	1,932	3,515	5,447
55-64 years	2,663	7,748	10,411
65-74 years	2,120	14,507	16,627
75-84 years	1,314	8,385	9,699
85+ years	463	2,296	2,759
Race	12,388	39,792	52,180
White	7,570	26,981	34,551
Black	868	2,602	3,470
American Indian/Alaskan	94	224	318
Other	1,160	3,567	4,727
Unknown	2,696	6,418	9,114
Other race includes Asian, native Hawaiian/Pacific Islander, or other.			
Ethnicity	12,388	39,792	52,180
Hispanic	1,244	2,347	3,591
Non-Hispanic	6,970	24,295	31,265
Unknown	4,174	13,150	17,324
Gender	12,388	39,792	52,180
Female	6,506	22,312	28,818
Male	5,722	17,285	23,007
Unknown	160	195	355

COVID-19 doses administered for the past 2 weeks

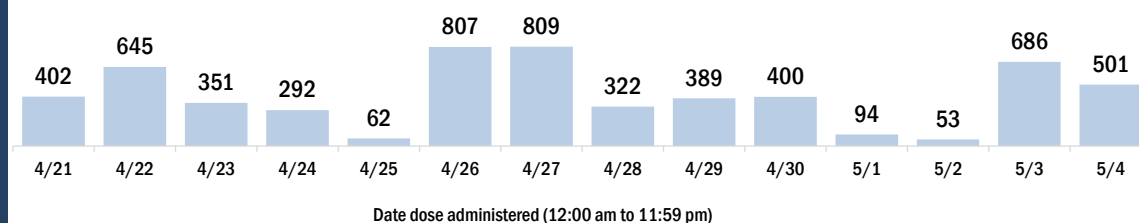


Persons vaccinated for COVID-19 for the past 2 weeks

Number of persons who received their first dose of a two-dose series of the COVID-19 vaccine



Number of persons who completed the COVID-19 vaccine series



COVID-19: Franklin County vaccine summary

Vaccination data through May 4, 2021 as of May 5, 2021 at 12:05 AM

Data in this report are provisional and subject to change.

Data in this summary pertain to COVID-19 vaccines approved by the U.S. Food and Drug Administration and have been issued an Emergency Use Authorization (Janssen COVID-19 Vaccine, Moderna COVID-19 Vaccine and Pfizer-BioNTech COVID-19 Vaccine). These data summarize the number of people who have received either their first dose or have completed the series for a COVID-19 vaccine. **A person can only be counted in one category, first dose or series complete.** For persons receiving Moderna or Pfizer vaccines, once they receive their second dose, they are moved from the first dose column to the series completed column. **Because of this, the total first dose category may show a change from report to report not matching the total receiving their first dose from the previous day.** Persons receiving Johnson & Johnson vaccines will always be counted in the series completed column.

COVID-19 doses for vaccinated persons in Florida

Doses administered 7,137

People receiving one dose of a 1-dose series (Johnson & Johnson) or receiving only one dose of a 2-dose series (Moderna, Pfizer) count once. Persons receiving both doses of a 2-dose series count twice.

Current status of persons vaccinated for COVID-19 in Florida

Total people vaccinated 4,012

First dose 796

Series completed 3,216

Completed 1-dose series 91

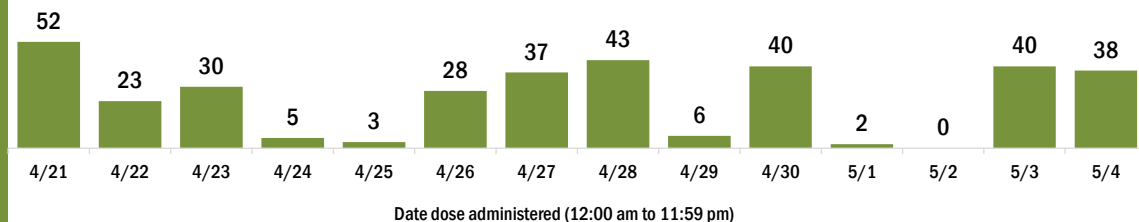
Completed 2-dose series 3,125

First dose: current number of people who have only received their first dose of the Moderna or Pfizer vaccine.

Series complete: current number of people who have received both Moderna or Pfizer vaccine doses or one Johnson & Johnson dose and are considered fully immunized.

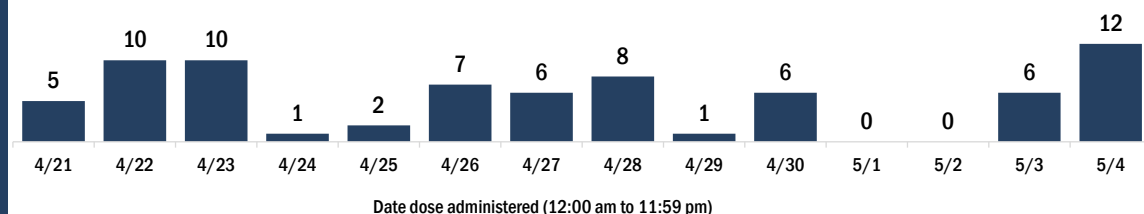
Demographic summary	First dose	Series complete	Total people vaccinated
Age group	796	3,216	4,012
16-24 years	33	27	60
25-34 years	107	63	170
35-44 years	139	113	252
45-54 years	148	260	408
55-64 years	183	707	890
65-74 years	129	1,313	1,442
75-84 years	45	613	658
85+ years	12	120	132
Race	796	3,216	4,012
White	563	2,877	3,440
Black	169	150	319
American Indian/Alaskan	1	8	9
Other	33	123	156
Unknown	30	58	88
Other race includes Asian, native Hawaiian/Pacific Islander, or other.			
Ethnicity	796	3,216	4,012
Hispanic	12	47	59
Non-Hispanic	407	2,767	3,174
Unknown	377	402	779
Gender	796	3,216	4,012
Female	251	1,706	1,957
Male	545	1,510	2,055
Unknown	0	0	0

COVID-19 doses administered for the past 2 weeks

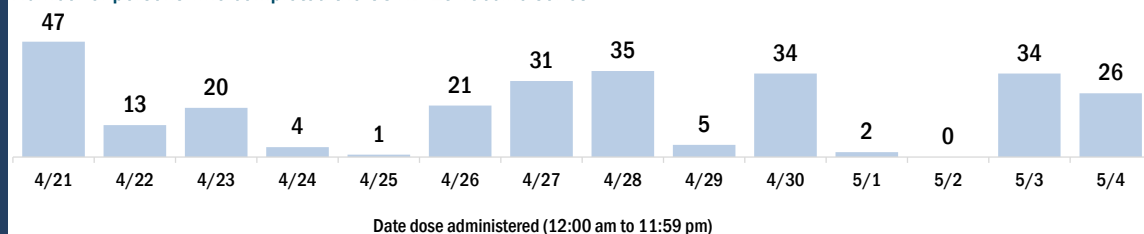


Persons vaccinated for COVID-19 for the past 2 weeks

Number of persons who received their first dose of a two-dose series of the COVID-19 vaccine



Number of persons who completed the COVID-19 vaccine series



COVID-19: Gadsden County vaccine summary

Vaccination data through May 4, 2021 as of May 5, 2021 at 12:05 AM

Data in this report are provisional and subject to change.

Data in this summary pertain to COVID-19 vaccines approved by the U.S. Food and Drug Administration and have been issued an Emergency Use Authorization (Janssen COVID-19 Vaccine, Moderna COVID-19 Vaccine and Pfizer-BioNTech COVID-19 Vaccine). These data summarize the number of people who have received either their first dose or have completed the series for a COVID-19 vaccine. **A person can only be counted in one category, first dose or series complete.** For persons receiving Moderna or Pfizer vaccines, once they receive their second dose, they are moved from the first dose column to the series completed column. **Because of this, the total first dose category may show a change from report to report not matching the total receiving their first dose from the previous day.** Persons receiving Johnson & Johnson vaccines will always be counted in the series completed column.

COVID-19 doses for vaccinated persons in Florida

Doses administered 28,223

People receiving one dose of a 1-dose series (Johnson & Johnson) or receiving only one dose of a 2-dose series (Moderna, Pfizer) count once. Persons receiving both doses of a 2-dose series count twice.

Current status of persons vaccinated for COVID-19 in Florida

Total people vaccinated 16,868

First dose 3,721

Series completed 13,147

Completed 1-dose series 1,792

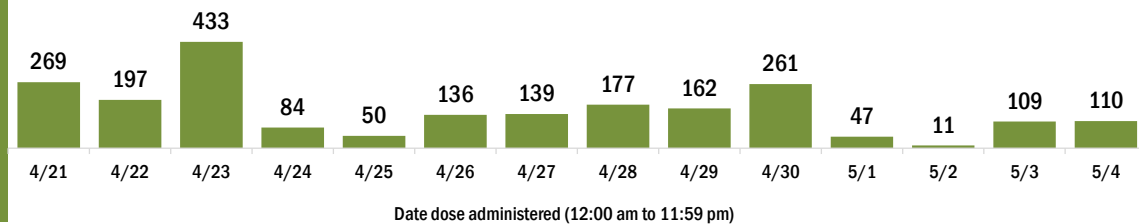
Completed 2-dose series 11,355

First dose: current number of people who have only received their first dose of the Moderna or Pfizer vaccine.

Series complete: current number of people who have received both Moderna or Pfizer vaccine doses or one Johnson & Johnson dose and are considered fully immunized.

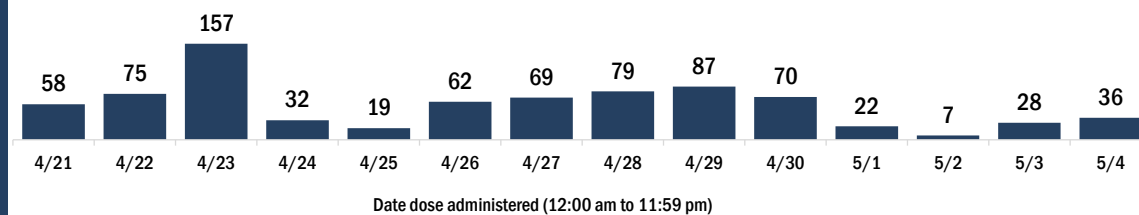
Demographic summary	First dose	Series complete	Total people vaccinated
Age group	3,721	13,147	16,868
16-24 years	329	257	586
25-34 years	405	720	1,125
35-44 years	709	1,193	1,902
45-54 years	797	1,855	2,652
55-64 years	761	3,077	3,838
65-74 years	438	3,718	4,156
75-84 years	207	1,750	1,957
85+ years	75	577	652
Race	3,721	13,147	16,868
White	1,065	4,845	5,910
Black	1,545	5,666	7,211
American Indian/Alaskan	7	28	35
Other	623	1,714	2,337
Unknown	481	894	1,375
Other race includes Asian, native Hawaiian/Pacific Islander, or other.			
Ethnicity	3,721	13,147	16,868
Hispanic	568	495	1,063
Non-Hispanic	2,187	9,995	12,182
Unknown	966	2,657	3,623
Gender	3,721	13,147	16,868
Female	1,856	8,156	10,012
Male	1,865	4,991	6,856
Unknown	0	0	0

COVID-19 doses administered for the past 2 weeks

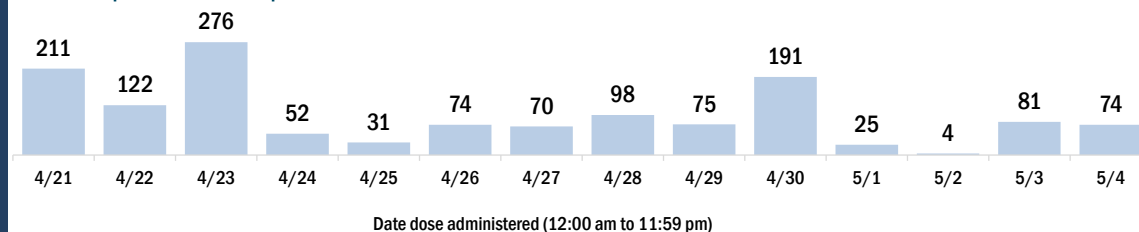


Persons vaccinated for COVID-19 for the past 2 weeks

Number of persons who received their first dose of a two-dose series of the COVID-19 vaccine



Number of persons who completed the COVID-19 vaccine series



COVID-19: Gilchrist County vaccine summary

Vaccination data through May 4, 2021 as of May 5, 2021 at 12:05 AM

Data in this report are provisional and subject to change.

Data in this summary pertain to COVID-19 vaccines approved by the U.S. Food and Drug Administration and have been issued an Emergency Use Authorization (Janssen COVID-19 Vaccine, Moderna COVID-19 Vaccine and Pfizer-BioNTech COVID-19 Vaccine). These data summarize the number of people who have received either their first dose or have completed the series for a COVID-19 vaccine. **A person can only be counted in one category, first dose or series complete.** For persons receiving Moderna or Pfizer vaccines, once they receive their second dose, they are moved from the first dose column to the series completed column. **Because of this, the total first dose category may show a change from report to report not matching the total receiving their first dose from the previous day.** Persons receiving Johnson & Johnson vaccines will always be counted in the series completed column.

COVID-19 doses for vaccinated persons in Florida

Doses administered 6,519

People receiving one dose of a 1-dose series (Johnson & Johnson) or receiving only one dose of a 2-dose series (Moderna, Pfizer) count once. Persons receiving both doses of a 2-dose series count twice.

Current status of persons vaccinated for COVID-19 in Florida

Total people vaccinated 3,872

First dose 800

Series completed 3,072

Completed 1-dose series 425

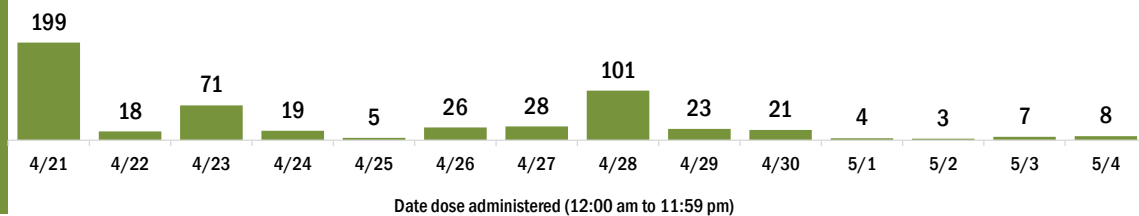
Completed 2-dose series 2,647

First dose: current number of people who have only received their first dose of the Moderna or Pfizer vaccine.

Series complete: current number of people who have received both Moderna or Pfizer vaccine doses or one Johnson & Johnson dose and are considered fully immunized.

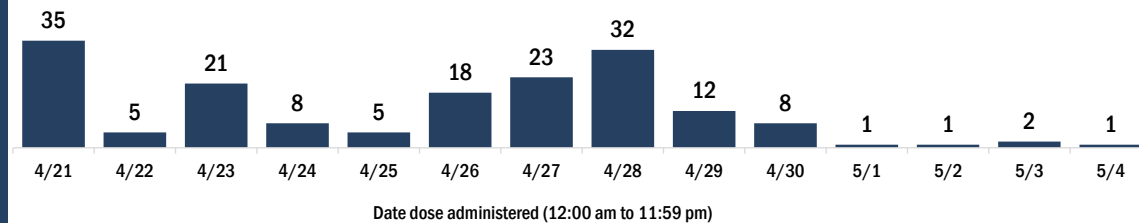
Demographic summary	First dose	Series complete	Total people vaccinated
Age group	800	3,072	3,872
16-24 years	50	60	110
25-34 years	74	93	167
35-44 years	123	145	268
45-54 years	139	300	439
55-64 years	196	646	842
65-74 years	151	1,003	1,154
75-84 years	47	624	671
85+ years	20	201	221
Race	800	3,072	3,872
White	581	2,252	2,833
Black	47	50	97
American Indian/Alaskan	4	10	14
Other	60	225	285
Unknown	108	535	643
Other race includes Asian, native Hawaiian/Pacific Islander, or other.			
Ethnicity	800	3,072	3,872
Hispanic	55	75	130
Non-Hispanic	424	1,462	1,886
Unknown	321	1,535	1,856
Gender	800	3,072	3,872
Female	389	1,793	2,182
Male	411	1,278	1,689
Unknown	0	1	1

COVID-19 doses administered for the past 2 weeks

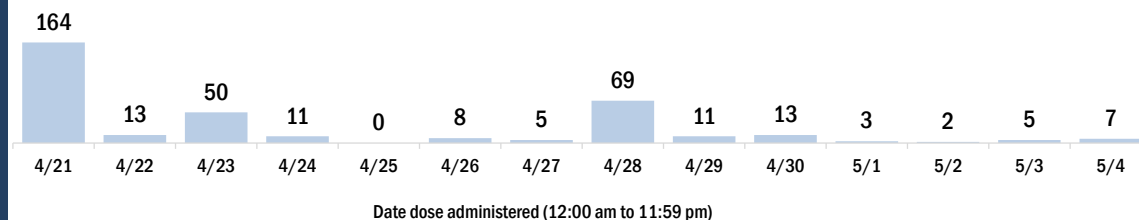


Persons vaccinated for COVID-19 for the past 2 weeks

Number of persons who received their first dose of a two-dose series of the COVID-19 vaccine



Number of persons who completed the COVID-19 vaccine series



COVID-19: Glades County vaccine summary

Vaccination data through May 4, 2021 as of May 5, 2021 at 12:05 AM

Data in this report are provisional and subject to change.

Data in this summary pertain to COVID-19 vaccines approved by the U.S. Food and Drug Administration and have been issued an Emergency Use Authorization (Janssen COVID-19 Vaccine, Moderna COVID-19 Vaccine and Pfizer-BioNTech COVID-19 Vaccine). These data summarize the number of people who have received either their first dose or have completed the series for a COVID-19 vaccine. **A person can only be counted in one category, first dose or series complete.** For persons receiving Moderna or Pfizer vaccines, once they receive their second dose, they are moved from the first dose column to the series completed column. **Because of this, the total first dose category may show a change from report to report not matching the total receiving their first dose from the previous day.** Persons receiving Johnson & Johnson vaccines will always be counted in the series completed column.

COVID-19 doses for vaccinated persons in Florida

Doses administered 5,005

People receiving one dose of a 1-dose series (Johnson & Johnson) or receiving only one dose of a 2-dose series (Moderna, Pfizer) count once. Persons receiving both doses of a 2-dose series count twice.

Current status of persons vaccinated for COVID-19 in Florida

Total people vaccinated 2,993

First dose 746

Series completed 2,247

Completed 1-dose series 235

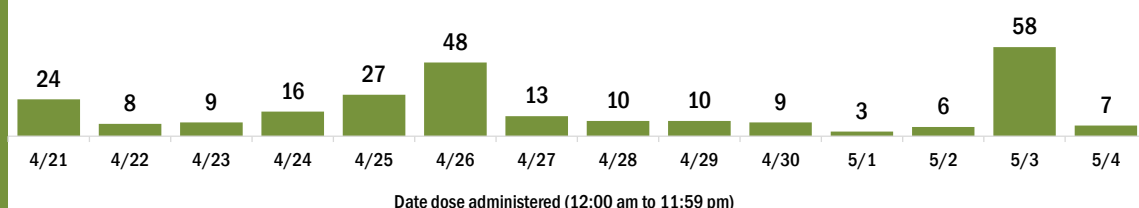
Completed 2-dose series 2,012

First dose: current number of people who have only received their first dose of the Moderna or Pfizer vaccine.

Series complete: current number of people who have received both Moderna or Pfizer vaccine doses or one Johnson & Johnson dose and are considered fully immunized.

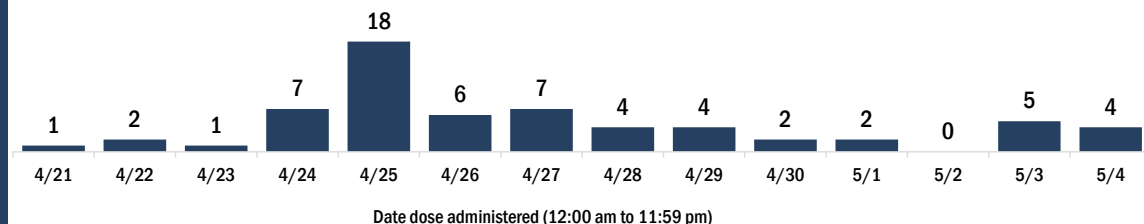
Demographic summary	First dose	Series complete	Total people vaccinated
Age group	746	2,247	2,993
16-24 years	121	13	134
25-34 years	235	55	290
35-44 years	122	88	210
45-54 years	75	175	250
55-64 years	83	389	472
65-74 years	56	833	889
75-84 years	44	581	625
85+ years	10	113	123
Race	746	2,247	2,993
White	638	1,661	2,299
Black	27	119	146
American Indian/Alaskan	1	18	19
Other	29	115	144
Unknown	51	334	385
Other race includes Asian, native Hawaiian/Pacific Islander, or other.			
Ethnicity	746	2,247	2,993
Hispanic	472	127	599
Non-Hispanic	146	1,057	1,203
Unknown	128	1,063	1,191
Gender	746	2,247	2,993
Female	153	1,053	1,206
Male	593	1,194	1,787
Unknown	0	0	0

COVID-19 doses administered for the past 2 weeks

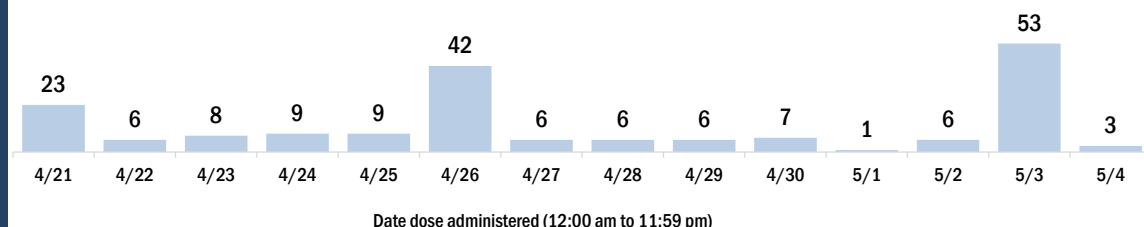


Persons vaccinated for COVID-19 for the past 2 weeks

Number of persons who received their first dose of a two-dose series of the COVID-19 vaccine



Number of persons who completed the COVID-19 vaccine series



COVID-19: Gulf County vaccine summary

Vaccination data through May 4, 2021 as of May 5, 2021 at 12:05 AM

Data in this report are provisional and subject to change.

Data in this summary pertain to COVID-19 vaccines approved by the U.S. Food and Drug Administration and have been issued an Emergency Use Authorization (Janssen COVID-19 Vaccine, Moderna COVID-19 Vaccine and Pfizer-BioNTech COVID-19 Vaccine). These data summarize the number of people who have received either their first dose or have completed the series for a COVID-19 vaccine. **A person can only be counted in one category, first dose or series complete.** For persons receiving Moderna or Pfizer vaccines, once they receive their second dose, they are moved from the first dose column to the series completed column. **Because of this, the total first dose category may show a change from report to report not matching the total receiving their first dose from the previous day.** Persons receiving Johnson & Johnson vaccines will always be counted in the series completed column.

COVID-19 doses for vaccinated persons in Florida

Doses administered 7,992

People receiving one dose of a 1-dose series (Johnson & Johnson) or receiving only one dose of a 2-dose series (Moderna, Pfizer) count once. Persons receiving both doses of a 2-dose series count twice.

Current status of persons vaccinated for COVID-19 in Florida

Total people vaccinated 4,703

First dose 1,168

Series completed 3,535

Completed 1-dose series 246

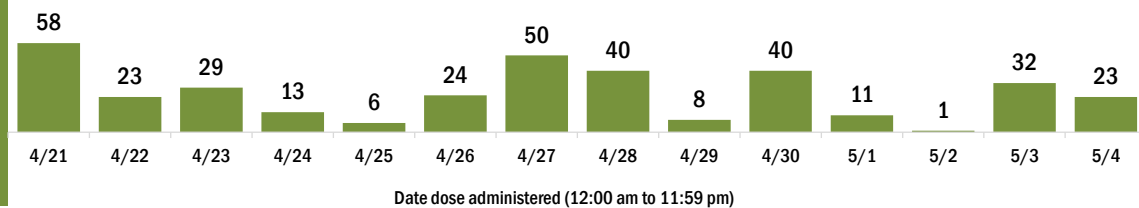
Completed 2-dose series 3,289

First dose: current number of people who have only received their first dose of the Moderna or Pfizer vaccine.

Series complete: current number of people who have received both Moderna or Pfizer vaccine doses or one Johnson & Johnson dose and are considered fully immunized.

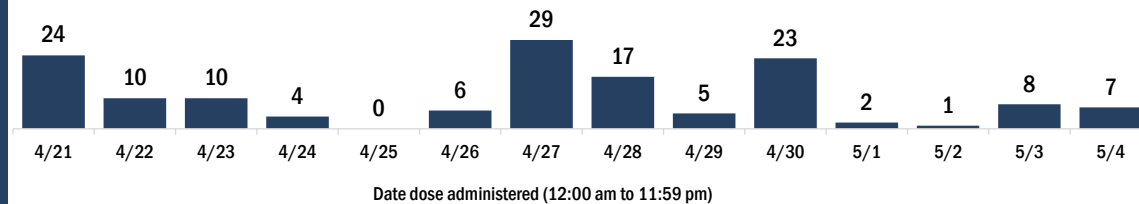
Demographic summary	First dose	Series complete	Total people vaccinated
Age group	1,168	3,535	4,703
16-24 years	59	54	113
25-34 years	162	80	242
35-44 years	183	139	322
45-54 years	249	281	530
55-64 years	285	622	907
65-74 years	137	1,473	1,610
75-84 years	84	695	779
85+ years	9	191	200
Race	1,168	3,535	4,703
White	810	3,101	3,911
Black	270	261	531
American Indian/Alaskan	3	10	13
Other	64	96	160
Unknown	21	67	88
Other race includes Asian, native Hawaiian/Pacific Islander, or other.			
Ethnicity	1,168	3,535	4,703
Hispanic	13	41	54
Non-Hispanic	544	3,151	3,695
Unknown	611	343	954
Gender	1,168	3,535	4,703
Female	420	1,860	2,280
Male	748	1,675	2,423
Unknown	0	0	0

COVID-19 doses administered for the past 2 weeks

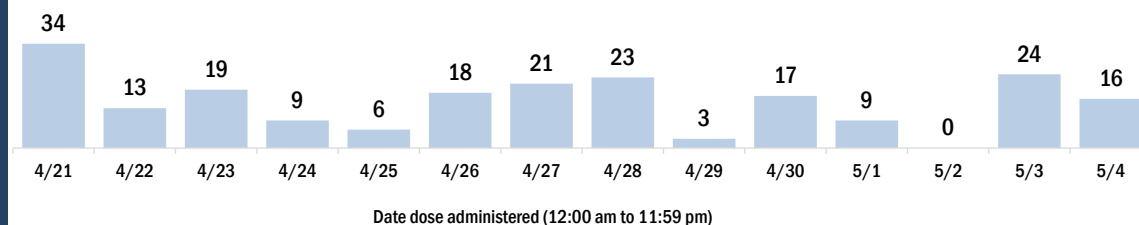


Persons vaccinated for COVID-19 for the past 2 weeks

Number of persons who received their first dose of a two-dose series of the COVID-19 vaccine



Number of persons who completed the COVID-19 vaccine series



COVID-19: Hamilton County vaccine summary

Vaccination data through May 4, 2021 as of May 5, 2021 at 12:05 AM

Data in this report are provisional and subject to change.

Data in this summary pertain to COVID-19 vaccines approved by the U.S. Food and Drug Administration and have been issued an Emergency Use Authorization (Janssen COVID-19 Vaccine, Moderna COVID-19 Vaccine and Pfizer-BioNTech COVID-19 Vaccine). These data summarize the number of people who have received either their first dose or have completed the series for a COVID-19 vaccine. **A person can only be counted in one category, first dose or series complete.** For persons receiving Moderna or Pfizer vaccines, once they receive their second dose, they are moved from the first dose column to the series completed column. **Because of this, the total first dose category may show a change from report to report not matching the total receiving their first dose from the previous day.** Persons receiving Johnson & Johnson vaccines will always be counted in the series completed column.

COVID-19 doses for vaccinated persons in Florida

Doses administered 5,365

People receiving one dose of a 1-dose series (Johnson & Johnson) or receiving only one dose of a 2-dose series (Moderna, Pfizer) count once. Persons receiving both doses of a 2-dose series count twice.

Current status of persons vaccinated for COVID-19 in Florida

Total people vaccinated 3,256

First dose 920

Series completed 2,336

Completed 1-dose series 227

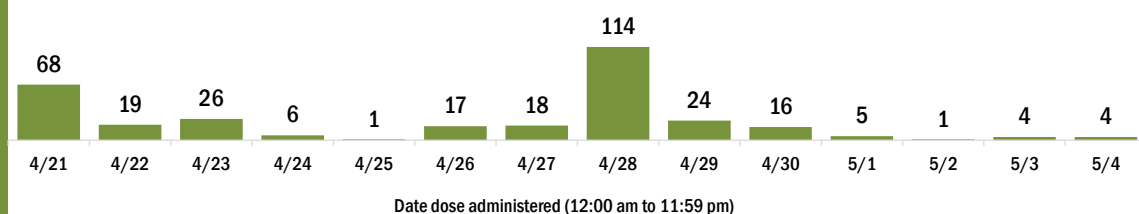
Completed 2-dose series 2,109

First dose: current number of people who have only received their first dose of the Moderna or Pfizer vaccine.

Series complete: current number of people who have received both Moderna or Pfizer vaccine doses or one Johnson & Johnson dose and are considered fully immunized.

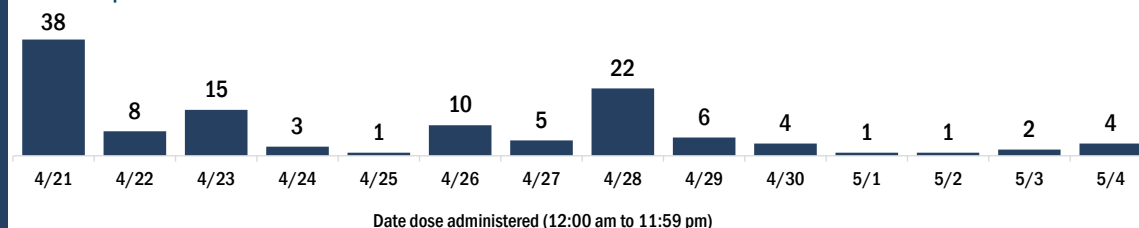
Demographic summary	First dose	Series complete	Total people vaccinated
Age group	920	2,336	3,256
16-24 years	42	36	78
25-34 years	143	51	194
35-44 years	170	97	267
45-54 years	182	203	385
55-64 years	214	499	713
65-74 years	103	904	1,007
75-84 years	37	441	478
85+ years	29	105	134
Race	920	2,336	3,256
White	469	1,415	1,884
Black	322	553	875
American Indian/Alaskan	7	2	9
Other	93	137	230
Unknown	29	229	258
Other race includes Asian, native Hawaiian/Pacific Islander, or other.			
Ethnicity	920	2,336	3,256
Hispanic	65	61	126
Non-Hispanic	714	1,388	2,102
Unknown	141	887	1,028
Gender	920	2,336	3,256
Female	282	1,308	1,590
Male	638	1,028	1,666
Unknown	0	0	0

COVID-19 doses administered for the past 2 weeks

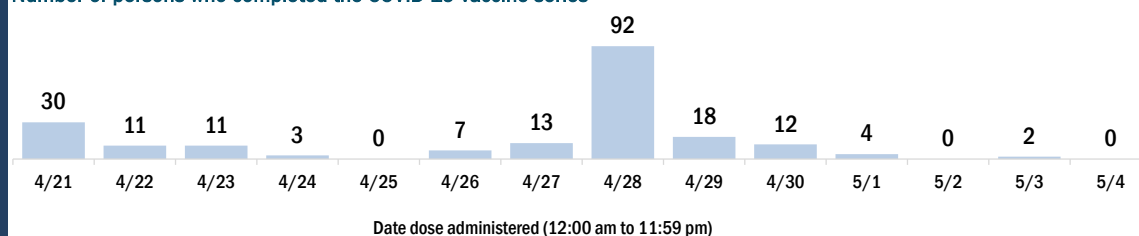


Persons vaccinated for COVID-19 for the past 2 weeks

Number of persons who received their first dose of a two-dose series of the COVID-19 vaccine



Number of persons who completed the COVID-19 vaccine series



COVID-19: Hardee County vaccine summary

Vaccination data through May 4, 2021 as of May 5, 2021 at 12:05 AM

Data in this report are provisional and subject to change.

Data in this summary pertain to COVID-19 vaccines approved by the U.S. Food and Drug Administration and have been issued an Emergency Use Authorization (Janssen COVID-19 Vaccine, Moderna COVID-19 Vaccine and Pfizer-BioNTech COVID-19 Vaccine). These data summarize the number of people who have received either their first dose or have completed the series for a COVID-19 vaccine. **A person can only be counted in one category, first dose or series complete.** For persons receiving Moderna or Pfizer vaccines, once they receive their second dose, they are moved from the first dose column to the series completed column. **Because of this, the total first dose category may show a change from report to report not matching the total receiving their first dose from the previous day.** Persons receiving Johnson & Johnson vaccines will always be counted in the series completed column.

COVID-19 doses for vaccinated persons in Florida

Doses administered 10,862

People receiving one dose of a 1-dose series (Johnson & Johnson) or receiving only one dose of a 2-dose series (Moderna, Pfizer) count once. Persons receiving both doses of a 2-dose series count twice.

Current status of persons vaccinated for COVID-19 in Florida

Total people vaccinated 6,664

First dose 2,173

Series completed 4,491

Completed 1-dose series 293

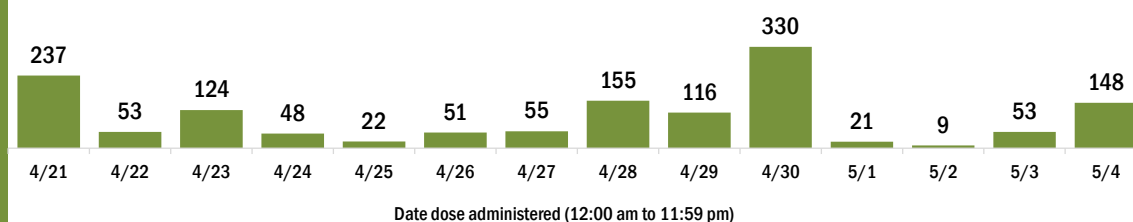
Completed 2-dose series 4,198

First dose: current number of people who have only received their first dose of the Moderna or Pfizer vaccine.

Series complete: current number of people who have received both Moderna or Pfizer vaccine doses or one Johnson & Johnson dose and are considered fully immunized.

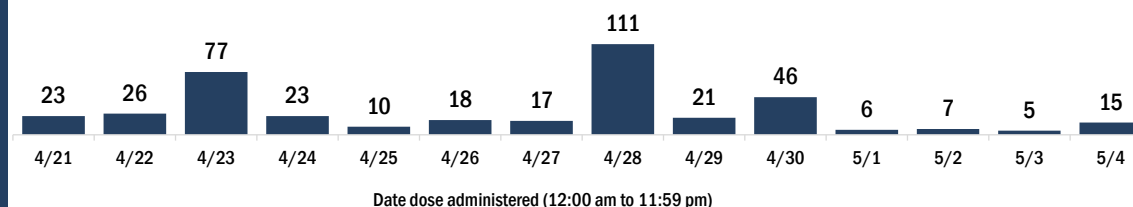
Demographic summary	First dose	Series complete	Total people vaccinated
Age group	2,173	4,491	6,664
16-24 years	168	136	304
25-34 years	295	217	512
35-44 years	392	231	623
45-54 years	461	439	900
55-64 years	459	790	1,249
65-74 years	256	1,434	1,690
75-84 years	114	969	1,083
85+ years	28	275	303
Race	2,173	4,491	6,664
White	1,501	3,658	5,159
Black	332	185	517
American Indian/Alaskan	3	26	29
Other	245	428	673
Unknown	92	194	286
Other race includes Asian, native Hawaiian/Pacific Islander, or other.			
Ethnicity	2,173	4,491	6,664
Hispanic	753	744	1,497
Non-Hispanic	1,074	3,240	4,314
Unknown	346	507	853
Gender	2,173	4,491	6,664
Female	736	2,357	3,093
Male	1,434	2,133	3,567
Unknown	3	1	4

COVID-19 doses administered for the past 2 weeks

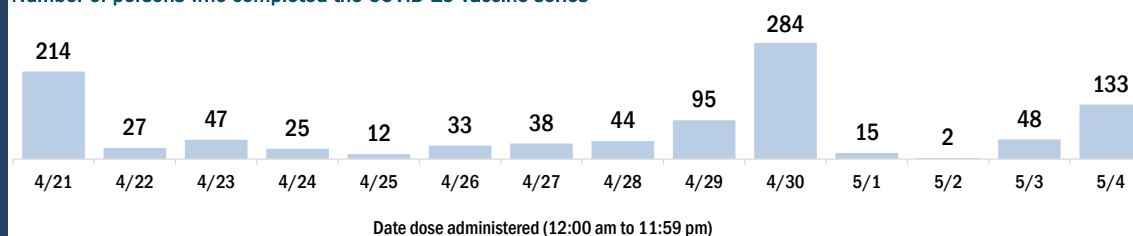


Persons vaccinated for COVID-19 for the past 2 weeks

Number of persons who received their first dose of a two-dose series of the COVID-19 vaccine



Number of persons who completed the COVID-19 vaccine series



COVID-19: Hendry County vaccine summary

Vaccination data through May 4, 2021 as of May 5, 2021 at 12:05 AM

Data in this report are provisional and subject to change.

Data in this summary pertain to COVID-19 vaccines approved by the U.S. Food and Drug Administration and have been issued an Emergency Use Authorization (Janssen COVID-19 Vaccine, Moderna COVID-19 Vaccine and Pfizer-BioNTech COVID-19 Vaccine). These data summarize the number of people who have received either their first dose or have completed the series for a COVID-19 vaccine. **A person can only be counted in one category, first dose or series complete.** For persons receiving Moderna or Pfizer vaccines, once they receive their second dose, they are moved from the first dose column to the series completed column. **Because of this, the total first dose category may show a change from report to report not matching the total receiving their first dose from the previous day.** Persons receiving Johnson & Johnson vaccines will always be counted in the series completed column.

COVID-19 doses for vaccinated persons in Florida

Doses administered 18,728

People receiving one dose of a 1-dose series (Johnson & Johnson) or receiving only one dose of a 2-dose series (Moderna, Pfizer) count once. Persons receiving both doses of a 2-dose series count twice.

Current status of persons vaccinated for COVID-19 in Florida

Total people vaccinated 11,745

First dose 3,542

Series completed 8,203

Completed 1-dose series 1,220

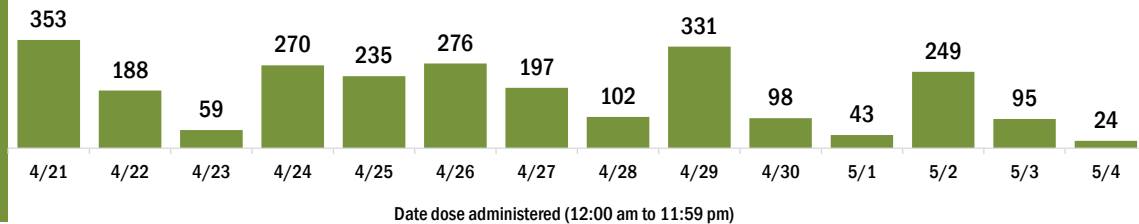
Completed 2-dose series 6,983

First dose: current number of people who have only received their first dose of the Moderna or Pfizer vaccine.

Series complete: current number of people who have received both Moderna or Pfizer vaccine doses or one Johnson & Johnson dose and are considered fully immunized.

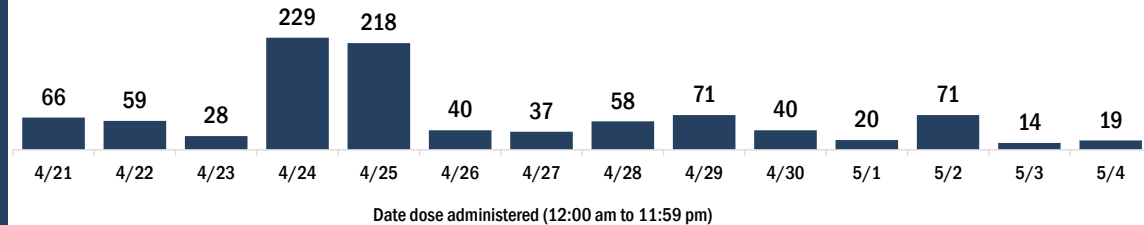
Demographic summary	First dose	Series complete	Total people vaccinated
Age group	3,542	8,203	11,745
16-24 years	517	293	810
25-34 years	648	556	1,204
35-44 years	657	635	1,292
45-54 years	616	1,166	1,782
55-64 years	620	1,799	2,419
65-74 years	288	2,269	2,557
75-84 years	139	1,162	1,301
85+ years	57	323	380
Race	3,542	8,203	11,745
White	2,618	5,591	8,209
Black	181	550	731
American Indian/Alaskan	2	26	28
Other	440	1,264	1,704
Unknown	301	772	1,073
Other race includes Asian, native Hawaiian/Pacific Islander, or other.			
Ethnicity	3,542	8,203	11,745
Hispanic	1,972	2,575	4,547
Non-Hispanic	775	3,274	4,049
Unknown	795	2,354	3,149
Gender	3,542	8,203	11,745
Female	1,364	4,108	5,472
Male	2,176	4,093	6,269
Unknown	2	2	4

COVID-19 doses administered for the past 2 weeks

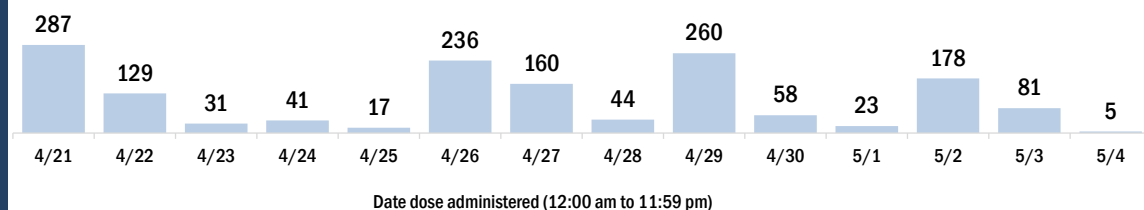


Persons vaccinated for COVID-19 for the past 2 weeks

Number of persons who received their first dose of a two-dose series of the COVID-19 vaccine



Number of persons who completed the COVID-19 vaccine series



COVID-19: Hernando County vaccine summary

Vaccination data through May 4, 2021 as of May 5, 2021 at 12:05 AM

Data in this report are provisional and subject to change.

Data in this summary pertain to COVID-19 vaccines approved by the U.S. Food and Drug Administration and have been issued an Emergency Use Authorization (Janssen COVID-19 Vaccine, Moderna COVID-19 Vaccine and Pfizer-BioNTech COVID-19 Vaccine). These data summarize the number of people who have received either their first dose or have completed the series for a COVID-19 vaccine. **A person can only be counted in one category, first dose or series complete.** For persons receiving Moderna or Pfizer vaccines, once they receive their second dose, they are moved from the first dose column to the series completed column. **Because of this, the total first dose category may show a change from report to report not matching the total receiving their first dose from the previous day.** Persons receiving Johnson & Johnson vaccines will always be counted in the series completed column.

COVID-19 doses for vaccinated persons in Florida

Doses administered 114,991

People receiving one dose of a 1-dose series (Johnson & Johnson) or receiving only one dose of a 2-dose series (Moderna, Pfizer) count once. Persons receiving both doses of a 2-dose series count twice.

Current status of persons vaccinated for COVID-19 in Florida

Total people vaccinated 68,528

First dose 16,976

Series completed 51,552

Completed 1-dose series 5,089

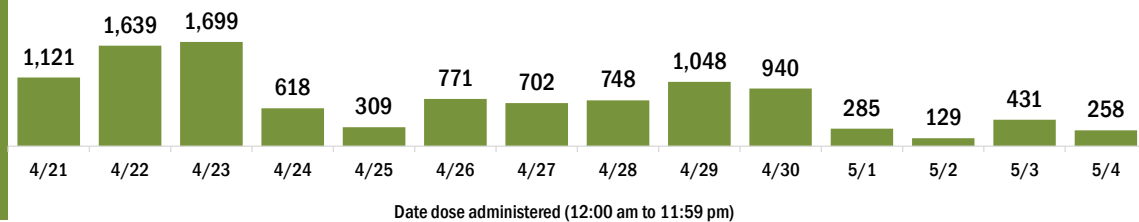
Completed 2-dose series 46,463

First dose: current number of people who have only received their first dose of the Moderna or Pfizer vaccine.

Series complete: current number of people who have received both Moderna or Pfizer vaccine doses or one Johnson & Johnson dose and are considered fully immunized.

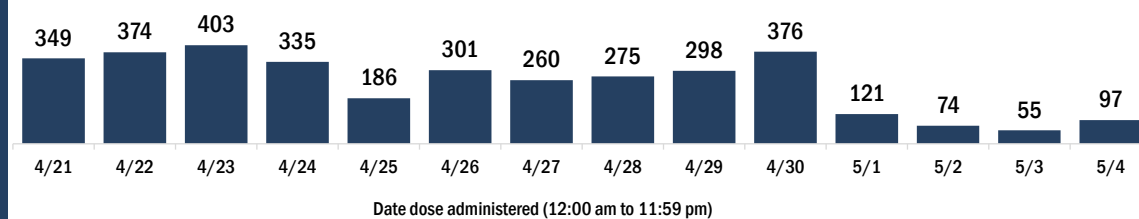
Demographic summary	First dose	Series complete	Total people vaccinated
Age group	16,976	51,552	68,528
16-24 years	1,576	821	2,397
25-34 years	1,760	1,416	3,176
35-44 years	2,101	2,402	4,503
45-54 years	2,603	4,912	7,515
55-64 years	3,438	10,041	13,479
65-74 years	2,888	17,284	20,172
75-84 years	1,862	11,184	13,046
85+ years	748	3,492	4,240
Race	16,976	51,552	68,528
White	11,605	37,271	48,876
Black	575	1,329	1,904
American Indian/Alaskan	84	158	242
Other	1,392	3,587	4,979
Unknown	3,320	9,207	12,527
Other race includes Asian, native Hawaiian/Pacific Islander, or other.			
Ethnicity	16,976	51,552	68,528
Hispanic	1,577	2,579	4,156
Non-Hispanic	8,416	29,162	37,578
Unknown	6,983	19,811	26,794
Gender	16,976	51,552	68,528
Female	9,377	29,707	39,084
Male	7,583	21,811	29,394
Unknown	16	34	50

COVID-19 doses administered for the past 2 weeks

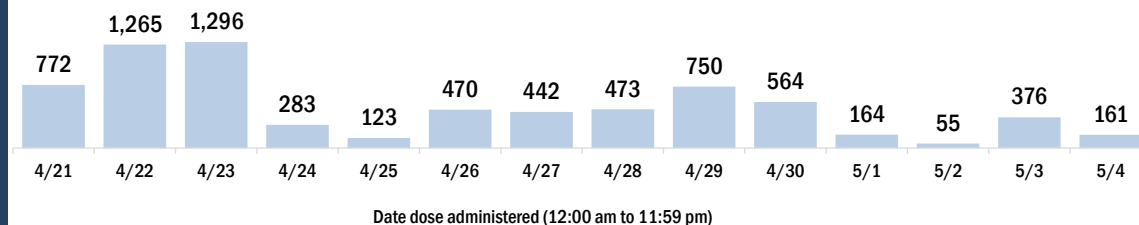


Persons vaccinated for COVID-19 for the past 2 weeks

Number of persons who received their first dose of a two-dose series of the COVID-19 vaccine



Number of persons who completed the COVID-19 vaccine series



COVID-19: Highlands County vaccine summary

Vaccination data through May 4, 2021 as of May 5, 2021 at 12:05 AM

Data in this report are provisional and subject to change.

Data in this summary pertain to COVID-19 vaccines approved by the U.S. Food and Drug Administration and have been issued an Emergency Use Authorization (Janssen COVID-19 Vaccine, Moderna COVID-19 Vaccine and Pfizer-BioNTech COVID-19 Vaccine). These data summarize the number of people who have received either their first dose or have completed the series for a COVID-19 vaccine. **A person can only be counted in one category, first dose or series complete.** For persons receiving Moderna or Pfizer vaccines, once they receive their second dose, they are moved from the first dose column to the series completed column. **Because of this, the total first dose category may show a change from report to report not matching the total receiving their first dose from the previous day.** Persons receiving Johnson & Johnson vaccines will always be counted in the series completed column.

COVID-19 doses for vaccinated persons in Florida

Doses administered 70,670

People receiving one dose of a 1-dose series (Johnson & Johnson) or receiving only one dose of a 2-dose series (Moderna, Pfizer) count once. Persons receiving both doses of a 2-dose series count twice.

Current status of persons vaccinated for COVID-19 in Florida

Total people vaccinated 42,412

First dose 13,208

Series completed 29,204

Completed 1-dose series 946

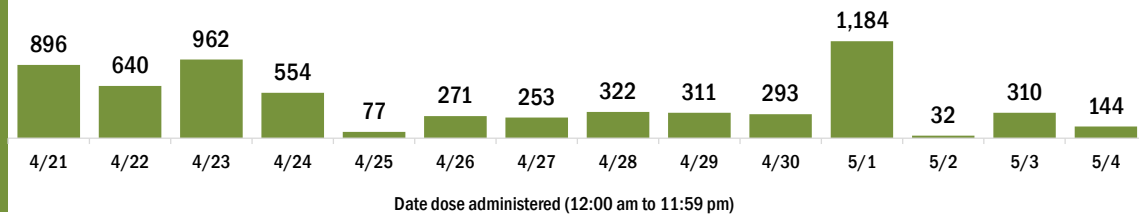
Completed 2-dose series 28,258

First dose: current number of people who have only received their first dose of the Moderna or Pfizer vaccine.

Series complete: current number of people who have received both Moderna or Pfizer vaccine doses or one Johnson & Johnson dose and are considered fully immunized.

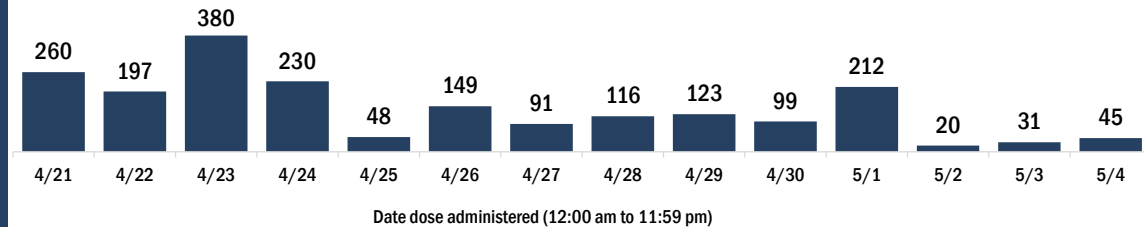
Demographic summary	First dose	Series complete	Total people vaccinated
Age group	13,208	29,204	42,412
16-24 years	618	284	902
25-34 years	674	600	1,274
35-44 years	882	869	1,751
45-54 years	1,237	1,757	2,994
55-64 years	2,340	4,678	7,018
65-74 years	3,688	10,540	14,228
75-84 years	2,850	8,201	11,051
85+ years	919	2,275	3,194
Race	13,208	29,204	42,412
White	10,093	24,055	34,148
Black	687	998	1,685
American Indian/Alaskan	147	201	348
Other	951	1,790	2,741
Unknown	1,330	2,160	3,490
Other race includes Asian, native Hawaiian/Pacific Islander, or other.			
Ethnicity	13,208	29,204	42,412
Hispanic	1,735	2,012	3,747
Non-Hispanic	8,100	21,714	29,814
Unknown	3,373	5,478	8,851
Gender	13,208	29,204	42,412
Female	6,990	15,885	22,875
Male	6,189	13,302	19,491
Unknown	29	17	46

COVID-19 doses administered for the past 2 weeks

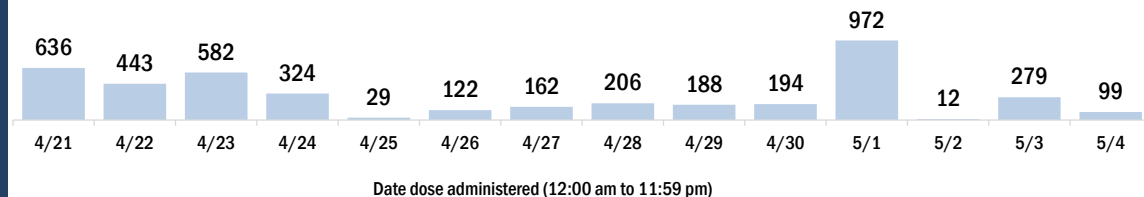


Persons vaccinated for COVID-19 for the past 2 weeks

Number of persons who received their first dose of a two-dose series of the COVID-19 vaccine



Number of persons who completed the COVID-19 vaccine series



COVID-19: Hillsborough County vaccine summary

Vaccination data through May 4, 2021 as of May 5, 2021 at 12:05 AM

Data in this report are provisional and subject to change.

Data in this summary pertain to COVID-19 vaccines approved by the U.S. Food and Drug Administration and have been issued an Emergency Use Authorization (Janssen COVID-19 Vaccine, Moderna COVID-19 Vaccine and Pfizer-BioNTech COVID-19 Vaccine). These data summarize the number of people who have received either their first dose or have completed the series for a COVID-19 vaccine. **A person can only be counted in one category, first dose or series complete.** For persons receiving Moderna or Pfizer vaccines, once they receive their second dose, they are moved from the first dose column to the series completed column. **Because of this, the total first dose category may show a change from report to report not matching the total receiving their first dose from the previous day.** Persons receiving Johnson & Johnson vaccines will always be counted in the series completed column.

COVID-19 doses for vaccinated persons in Florida

Doses administered 889,862

People receiving one dose of a 1-dose series (Johnson & Johnson) or receiving only one dose of a 2-dose series (Moderna, Pfizer) count once. Persons receiving both doses of a 2-dose series count twice.

Current status of persons vaccinated for COVID-19 in Florida

Total people vaccinated 557,541

First dose 173,016

Series completed 384,525

Completed 1-dose series 52,204

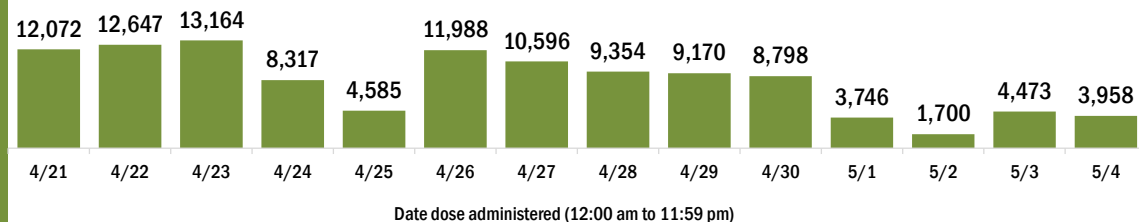
Completed 2-dose series 332,321

First dose: current number of people who have only received their first dose of the Moderna or Pfizer vaccine.

Series complete: current number of people who have received both Moderna or Pfizer vaccine doses or one Johnson & Johnson dose and are considered fully immunized.

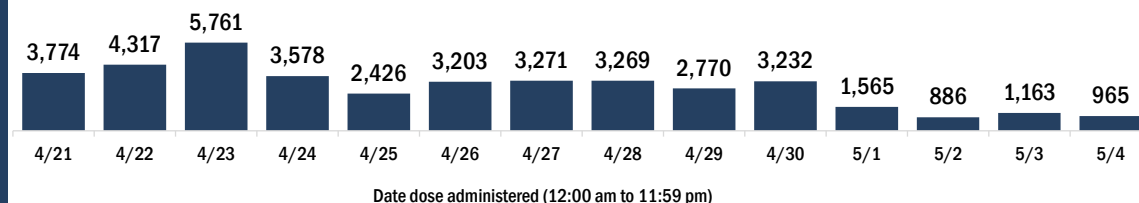
Demographic summary	First dose	Series complete	Total people vaccinated
Age group	173,016	384,525	557,541
16-24 years	22,168	21,321	43,489
25-34 years	26,693	38,185	64,878
35-44 years	26,316	51,604	77,920
45-54 years	23,704	67,869	91,573
55-64 years	22,903	84,667	107,570
65-74 years	30,459	72,320	102,779
75-84 years	15,665	35,845	51,510
85+ years	5,108	12,714	17,822
Race	173,016	384,525	557,541
White	104,496	251,846	356,342
Black	12,035	25,814	37,849
American Indian/Alaskan	738	1,009	1,747
Other	24,775	51,903	76,678
Unknown	30,972	53,953	84,925
Other race includes Asian, native Hawaiian/Pacific Islander, or other.			
Ethnicity	173,016	384,525	557,541
Hispanic	26,622	40,953	67,575
Non-Hispanic	83,107	223,857	306,964
Unknown	63,287	119,715	183,002
Gender	173,016	384,525	557,541
Female	90,561	216,114	306,675
Male	82,115	168,164	250,279
Unknown	340	247	587

COVID-19 doses administered for the past 2 weeks

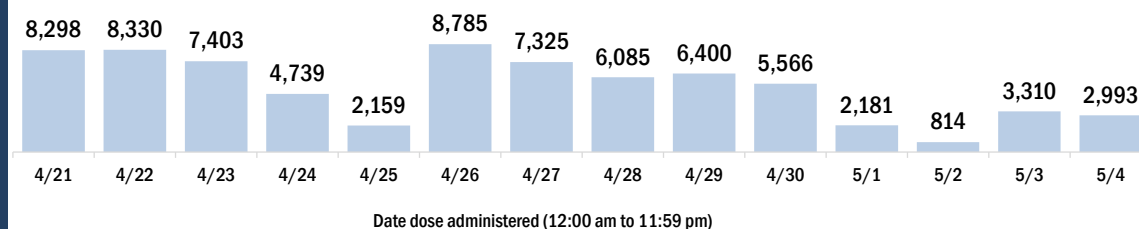


Persons vaccinated for COVID-19 for the past 2 weeks

Number of persons who received their first dose of a two-dose series of the COVID-19 vaccine



Number of persons who completed the COVID-19 vaccine series



COVID-19: Holmes County vaccine summary

Vaccination data through May 4, 2021 as of May 5, 2021 at 12:05 AM

Data in this report are provisional and subject to change.

Data in this summary pertain to COVID-19 vaccines approved by the U.S. Food and Drug Administration and have been issued an Emergency Use Authorization (Janssen COVID-19 Vaccine, Moderna COVID-19 Vaccine and Pfizer-BioNTech COVID-19 Vaccine). These data summarize the number of people who have received either their first dose or have completed the series for a COVID-19 vaccine. **A person can only be counted in one category, first dose or series complete.** For persons receiving Moderna or Pfizer vaccines, once they receive their second dose, they are moved from the first dose column to the series completed column. **Because of this, the total first dose category may show a change from report to report not matching the total receiving their first dose from the previous day.** Persons receiving Johnson & Johnson vaccines will always be counted in the series completed column.

COVID-19 doses for vaccinated persons in Florida

Doses administered 6,878

People receiving one dose of a 1-dose series (Johnson & Johnson) or receiving only one dose of a 2-dose series (Moderna, Pfizer) count once. Persons receiving both doses of a 2-dose series count twice.

Current status of persons vaccinated for COVID-19 in Florida

Total people vaccinated 4,168

First dose 1,125

Series completed 3,043

Completed 1-dose series 333

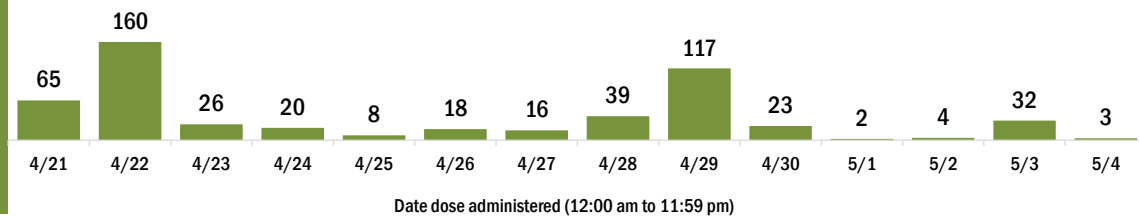
Completed 2-dose series 2,710

First dose: current number of people who have only received their first dose of the Moderna or Pfizer vaccine.

Series complete: current number of people who have received both Moderna or Pfizer vaccine doses or one Johnson & Johnson dose and are considered fully immunized.

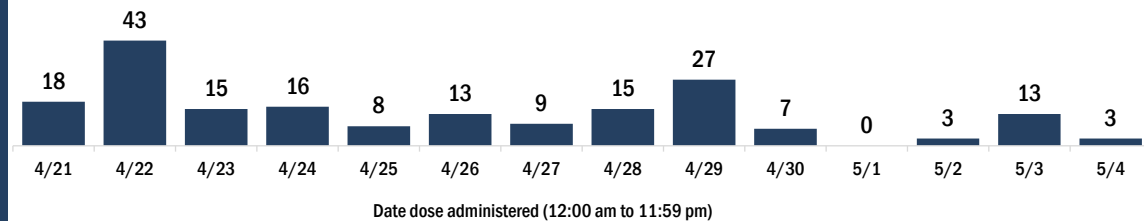
Demographic summary	First dose	Series complete	Total people vaccinated
Age group	1,125	3,043	4,168
16-24 years	64	41	105
25-34 years	136	83	219
35-44 years	179	145	324
45-54 years	202	290	492
55-64 years	255	611	866
65-74 years	171	1,016	1,187
75-84 years	93	672	765
85+ years	25	185	210
Race	1,125	3,043	4,168
White	815	2,625	3,440
Black	185	97	282
American Indian/Alaskan	10	32	42
Other	71	174	245
Unknown	44	115	159
Other race includes Asian, native Hawaiian/Pacific Islander, or other.			
Ethnicity	1,125	3,043	4,168
Hispanic	54	28	82
Non-Hispanic	918	2,546	3,464
Unknown	153	469	622
Gender	1,125	3,043	4,168
Female	396	1,670	2,066
Male	729	1,373	2,102
Unknown	0	0	0

COVID-19 doses administered for the past 2 weeks

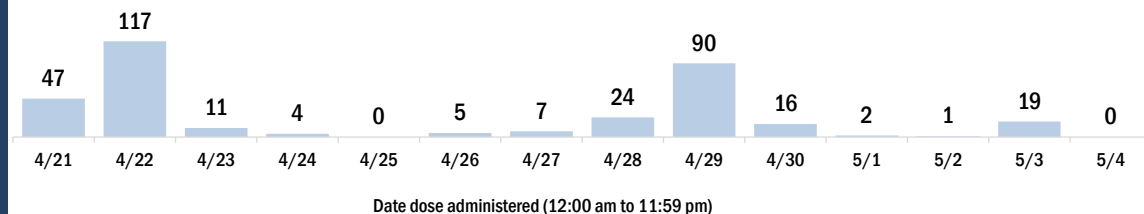


Persons vaccinated for COVID-19 for the past 2 weeks

Number of persons who received their first dose of a two-dose series of the COVID-19 vaccine



Number of persons who completed the COVID-19 vaccine series



COVID-19: Indian River County vaccine summary

Vaccination data through May 4, 2021 as of May 5, 2021 at 12:05 AM

Data in this report are provisional and subject to change.

Data in this summary pertain to COVID-19 vaccines approved by the U.S. Food and Drug Administration and have been issued an Emergency Use Authorization (Janssen COVID-19 Vaccine, Moderna COVID-19 Vaccine and Pfizer-BioNTech COVID-19 Vaccine). These data summarize the number of people who have received either their first dose or have completed the series for a COVID-19 vaccine. **A person can only be counted in one category, first dose or series complete.** For persons receiving Moderna or Pfizer vaccines, once they receive their second dose, they are moved from the first dose column to the series completed column. **Because of this, the total first dose category may show a change from report to report not matching the total receiving their first dose from the previous day.** Persons receiving Johnson & Johnson vaccines will always be counted in the series completed column.

COVID-19 doses for vaccinated persons in Florida

Doses administered 136,964

People receiving one dose of a 1-dose series (Johnson & Johnson) or receiving only one dose of a 2-dose series (Moderna, Pfizer) count once. Persons receiving both doses of a 2-dose series count twice.

Current status of persons vaccinated for COVID-19 in Florida

Total people vaccinated 81,536

First dose 23,835

Series completed 57,701

Completed 1-dose series 2,273

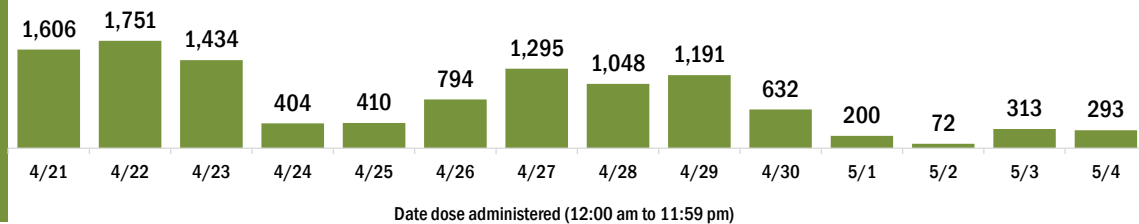
Completed 2-dose series 55,428

First dose: current number of people who have only received their first dose of the Moderna or Pfizer vaccine.

Series complete: current number of people who have received both Moderna or Pfizer vaccine doses or one Johnson & Johnson dose and are considered fully immunized.

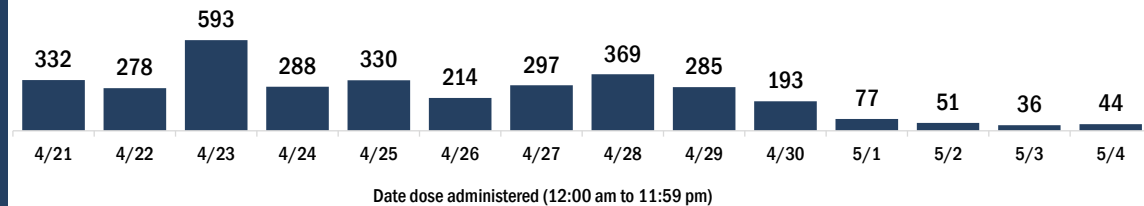
Demographic summary	First dose	Series complete	Total people vaccinated
Age group	23,835	57,701	81,536
16-24 years	1,558	848	2,406
25-34 years	1,796	1,515	3,311
35-44 years	2,044	2,290	4,334
45-54 years	2,744	4,485	7,229
55-64 years	4,518	10,964	15,482
65-74 years	5,381	20,599	25,980
75-84 years	4,029	12,738	16,767
85+ years	1,765	4,262	6,027
Race	23,835	57,701	81,536
White	17,203	42,752	59,955
Black	1,212	1,743	2,955
American Indian/Alaskan	151	291	442
Other	1,828	3,862	5,690
Unknown	3,441	9,053	12,494
Other race includes Asian, native Hawaiian/Pacific Islander, or other.			
Ethnicity	23,835	57,701	81,536
Hispanic	2,273	2,131	4,404
Non-Hispanic	11,933	36,252	48,185
Unknown	9,629	19,318	28,947
Gender	23,835	57,701	81,536
Female	12,495	32,405	44,900
Male	11,310	25,261	36,571
Unknown	30	35	65

COVID-19 doses administered for the past 2 weeks

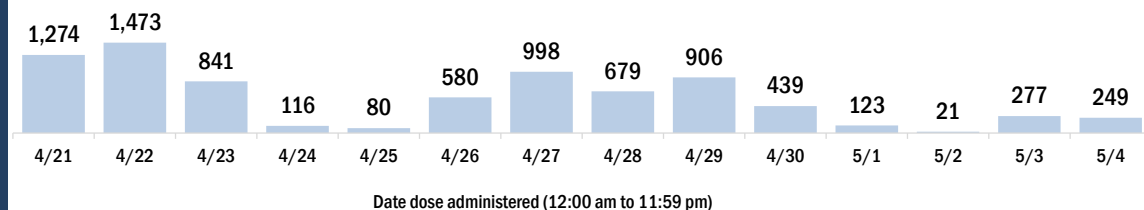


Persons vaccinated for COVID-19 for the past 2 weeks

Number of persons who received their first dose of a two-dose series of the COVID-19 vaccine



Number of persons who completed the COVID-19 vaccine series



COVID-19: Jackson County vaccine summary

Vaccination data through May 4, 2021 as of May 5, 2021 at 12:05 AM

Data in this report are provisional and subject to change.

Data in this summary pertain to COVID-19 vaccines approved by the U.S. Food and Drug Administration and have been issued an Emergency Use Authorization (Janssen COVID-19 Vaccine, Moderna COVID-19 Vaccine and Pfizer-BioNTech COVID-19 Vaccine). These data summarize the number of people who have received either their first dose or have completed the series for a COVID-19 vaccine. **A person can only be counted in one category, first dose or series complete.** For persons receiving Moderna or Pfizer vaccines, once they receive their second dose, they are moved from the first dose column to the series completed column. **Because of this, the total first dose category may show a change from report to report not matching the total receiving their first dose from the previous day.** Persons receiving Johnson & Johnson vaccines will always be counted in the series completed column.

COVID-19 doses for vaccinated persons in Florida

Doses administered 22,031

People receiving one dose of a 1-dose series (Johnson & Johnson) or receiving only one dose of a 2-dose series (Moderna, Pfizer) count once. Persons receiving both doses of a 2-dose series count twice.

Current status of persons vaccinated for COVID-19 in Florida

Total people vaccinated 13,411

First dose 3,956

Series completed 9,455

Completed 1-dose series 835

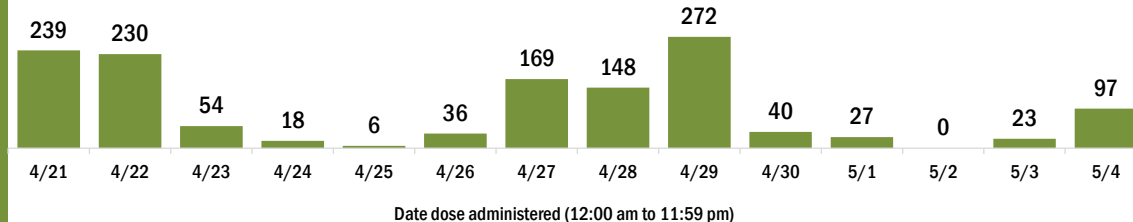
Completed 2-dose series 8,620

First dose: current number of people who have only received their first dose of the Moderna or Pfizer vaccine.

Series complete: current number of people who have received both Moderna or Pfizer vaccine doses or one Johnson & Johnson dose and are considered fully immunized.

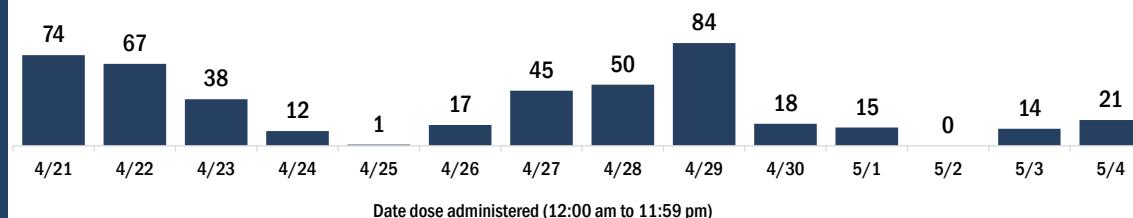
Demographic summary	First dose	Series complete	Total people vaccinated
Age group	3,956	9,455	13,411
16-24 years	207	137	344
25-34 years	502	302	804
35-44 years	670	524	1,194
45-54 years	803	968	1,771
55-64 years	713	2,100	2,813
65-74 years	587	3,027	3,614
75-84 years	345	1,801	2,146
85+ years	129	596	725
Race	3,956	9,455	13,411
White	2,321	6,607	8,928
Black	1,111	1,892	3,003
American Indian/Alaskan	22	45	67
Other	197	420	617
Unknown	305	491	796
Other race includes Asian, native Hawaiian/Pacific Islander, or other.			
Ethnicity	3,956	9,455	13,411
Hispanic	237	142	379
Non-Hispanic	2,343	7,082	9,425
Unknown	1,376	2,231	3,607
Gender	3,956	9,455	13,411
Female	1,351	5,380	6,731
Male	2,604	4,075	6,679
Unknown	1	0	1

COVID-19 doses administered for the past 2 weeks

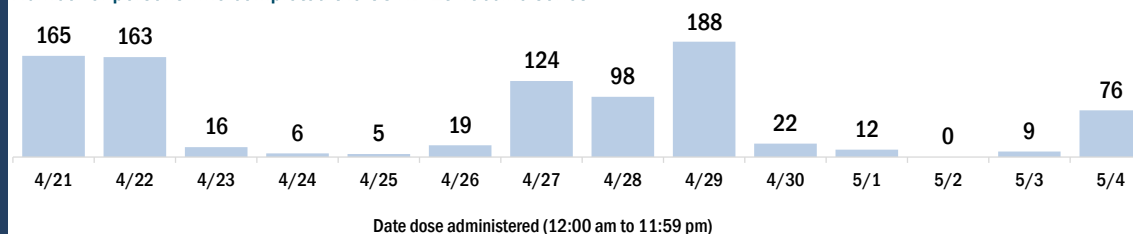


Persons vaccinated for COVID-19 for the past 2 weeks

Number of persons who received their first dose of a two-dose series of the COVID-19 vaccine



Number of persons who completed the COVID-19 vaccine series



COVID-19: Jefferson County vaccine summary

Vaccination data through May 4, 2021 as of May 5, 2021 at 12:05 AM

Data in this report are provisional and subject to change.

Data in this summary pertain to COVID-19 vaccines approved by the U.S. Food and Drug Administration and have been issued an Emergency Use Authorization (Janssen COVID-19 Vaccine, Moderna COVID-19 Vaccine and Pfizer-BioNTech COVID-19 Vaccine). These data summarize the number of people who have received either their first dose or have completed the series for a COVID-19 vaccine. **A person can only be counted in one category, first dose or series complete.** For persons receiving Moderna or Pfizer vaccines, once they receive their second dose, they are moved from the first dose column to the series completed column. **Because of this, the total first dose category may show a change from report to report not matching the total receiving their first dose from the previous day.** Persons receiving Johnson & Johnson vaccines will always be counted in the series completed column.

COVID-19 doses for vaccinated persons in Florida

Doses administered 8,767

People receiving one dose of a 1-dose series (Johnson & Johnson) or receiving only one dose of a 2-dose series (Moderna, Pfizer) count once. Persons receiving both doses of a 2-dose series count twice.

Current status of persons vaccinated for COVID-19 in Florida

Total people vaccinated 5,083

First dose 1,124

Series completed 3,959

Completed 1-dose series 275

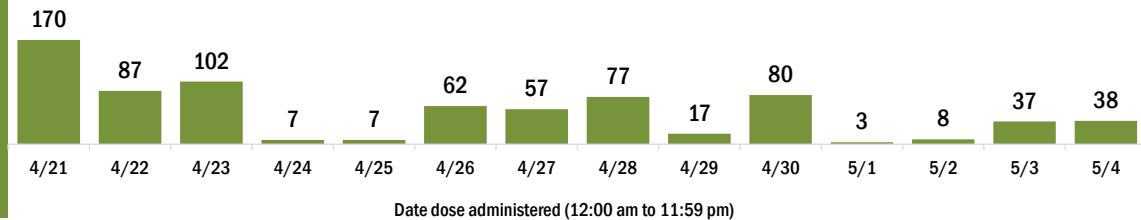
Completed 2-dose series 3,684

First dose: current number of people who have only received their first dose of the Moderna or Pfizer vaccine.

Series complete: current number of people who have received both Moderna or Pfizer vaccine doses or one Johnson & Johnson dose and are considered fully immunized.

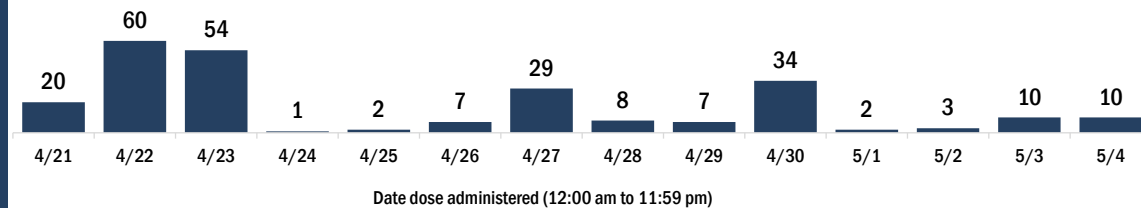
Demographic summary	First dose	Series complete	Total people vaccinated
Age group	1,124	3,959	5,083
16-24 years	87	66	153
25-34 years	115	125	240
35-44 years	178	198	376
45-54 years	250	450	700
55-64 years	277	957	1,234
65-74 years	135	1,327	1,462
75-84 years	58	656	714
85+ years	24	180	204
Race	1,124	3,959	5,083
White	612	2,204	2,816
Black	353	907	1,260
American Indian/Alaskan	2	7	9
Other	97	560	657
Unknown	60	281	341
Other race includes Asian, native Hawaiian/Pacific Islander, or other.			
Ethnicity	1,124	3,959	5,083
Hispanic	32	80	112
Non-Hispanic	893	2,448	3,341
Unknown	199	1,431	1,630
Gender	1,124	3,959	5,083
Female	408	2,312	2,720
Male	716	1,647	2,363
Unknown	0	0	0

COVID-19 doses administered for the past 2 weeks

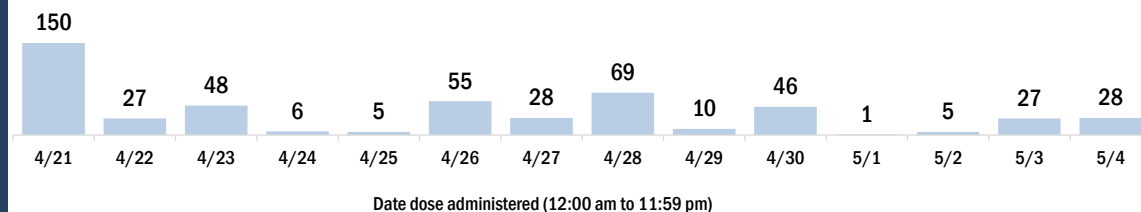


Persons vaccinated for COVID-19 for the past 2 weeks

Number of persons who received their first dose of a two-dose series of the COVID-19 vaccine



Number of persons who completed the COVID-19 vaccine series



COVID-19: Lafayette County vaccine summary

Vaccination data through May 4, 2021 as of May 5, 2021 at 12:05 AM

Data in this report are provisional and subject to change.

Data in this summary pertain to COVID-19 vaccines approved by the U.S. Food and Drug Administration and have been issued an Emergency Use Authorization (Janssen COVID-19 Vaccine, Moderna COVID-19 Vaccine and Pfizer-BioNTech COVID-19 Vaccine). These data summarize the number of people who have received either their first dose or have completed the series for a COVID-19 vaccine. **A person can only be counted in one category, first dose or series complete.** For persons receiving Moderna or Pfizer vaccines, once they receive their second dose, they are moved from the first dose column to the series completed column. **Because of this, the total first dose category may show a change from report to report not matching the total receiving their first dose from the previous day.** Persons receiving Johnson & Johnson vaccines will always be counted in the series completed column.

COVID-19 doses for vaccinated persons in Florida

Doses administered 3,548

People receiving one dose of a 1-dose series (Johnson & Johnson) or receiving only one dose of a 2-dose series (Moderna, Pfizer) count once. Persons receiving both doses of a 2-dose series count twice.

Current status of persons vaccinated for COVID-19 in Florida

Total people vaccinated 2,127

First dose 672

Series completed 1,455

Completed 1-dose series 34

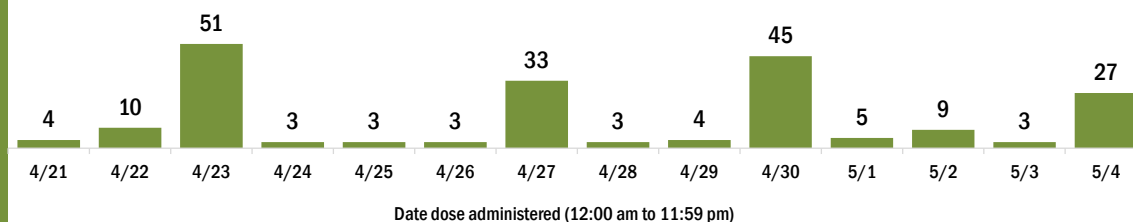
Completed 2-dose series 1,421

First dose: current number of people who have only received their first dose of the Moderna or Pfizer vaccine.

Series complete: current number of people who have received both Moderna or Pfizer vaccine doses or one Johnson & Johnson dose and are considered fully immunized.

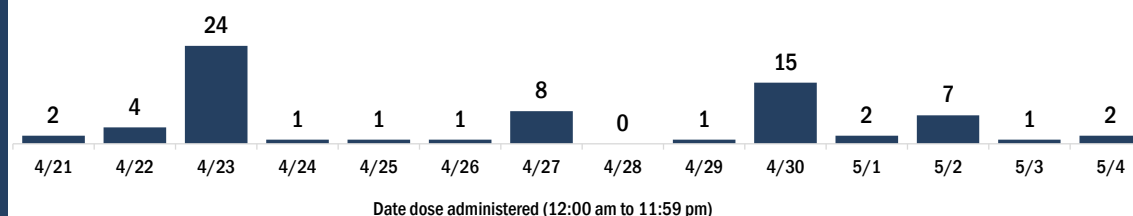
Demographic summary	First dose	Series complete	Total people vaccinated
Age group	672	1,455	2,127
16-24 years	31	8	39
25-34 years	88	18	106
35-44 years	125	45	170
45-54 years	135	114	249
55-64 years	99	208	307
65-74 years	113	619	732
75-84 years	55	343	398
85+ years	26	100	126
Race	672	1,455	2,127
White	420	1,235	1,655
Black	144	49	193
American Indian/Alaskan	3	6	9
Other	49	84	133
Unknown	56	81	137
Other race includes Asian, native Hawaiian/Pacific Islander, or other.			
Ethnicity	672	1,455	2,127
Hispanic	54	58	112
Non-Hispanic	219	1,152	1,371
Unknown	399	245	644
Gender	672	1,455	2,127
Female	177	755	932
Male	494	700	1,194
Unknown	1	0	1

COVID-19 doses administered for the past 2 weeks

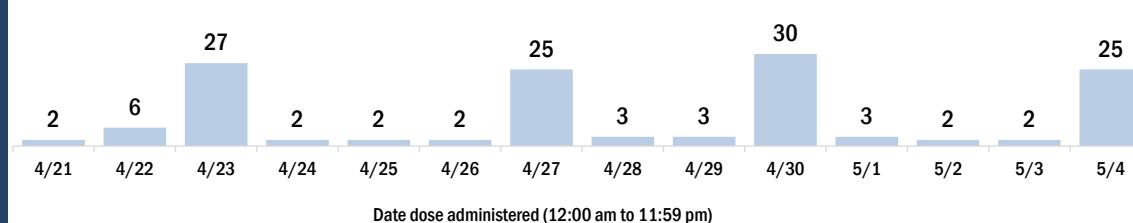


Persons vaccinated for COVID-19 for the past 2 weeks

Number of persons who received their first dose of a two-dose series of the COVID-19 vaccine



Number of persons who completed the COVID-19 vaccine series



COVID-19: Lake County vaccine summary

Vaccination data through May 4, 2021 as of May 5, 2021 at 12:05 AM

Data in this report are provisional and subject to change.

Data in this summary pertain to COVID-19 vaccines approved by the U.S. Food and Drug Administration and have been issued an Emergency Use Authorization (Janssen COVID-19 Vaccine, Moderna COVID-19 Vaccine and Pfizer-BioNTech COVID-19 Vaccine). These data summarize the number of people who have received either their first dose or have completed the series for a COVID-19 vaccine. **A person can only be counted in one category, first dose or series complete.** For persons receiving Moderna or Pfizer vaccines, once they receive their second dose, they are moved from the first dose column to the series completed column. **Because of this, the total first dose category may show a change from report to report not matching the total receiving their first dose from the previous day.** Persons receiving Johnson & Johnson vaccines will always be counted in the series completed column.

COVID-19 doses for vaccinated persons in Florida

Doses administered 291,880

People receiving one dose of a 1-dose series (Johnson & Johnson) or receiving only one dose of a 2-dose series (Moderna, Pfizer) count once. Persons receiving both doses of a 2-dose series count twice.

Current status of persons vaccinated for COVID-19 in Florida

Total people vaccinated 167,320

First dose 35,776

Series completed 131,544

Completed 1-dose series 6,984

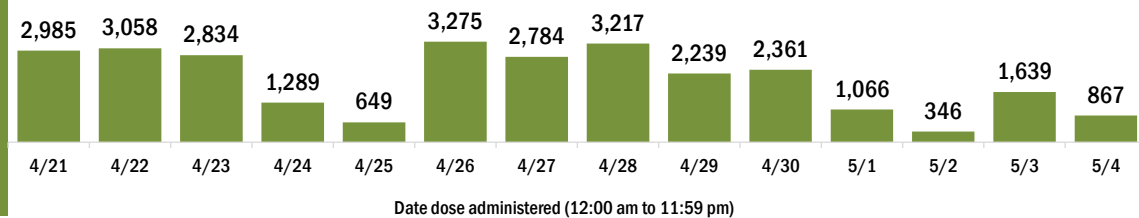
Completed 2-dose series 124,560

First dose: current number of people who have only received their first dose of the Moderna or Pfizer vaccine.

Series complete: current number of people who have received both Moderna or Pfizer vaccine doses or one Johnson & Johnson dose and are considered fully immunized.

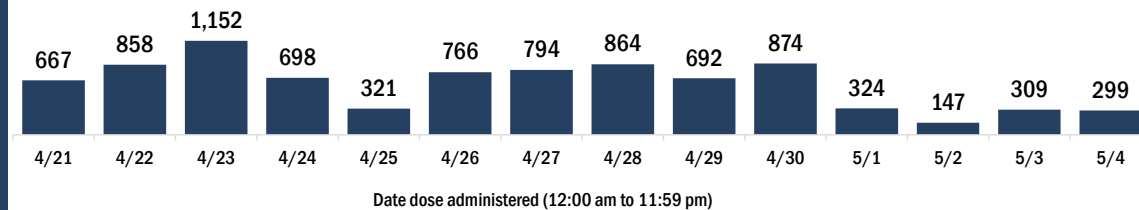
Demographic summary	First dose	Series complete	Total people vaccinated
Age group	35,776	131,544	167,320
16-24 years	3,769	3,982	7,751
25-34 years	4,463	5,413	9,876
35-44 years	4,861	8,420	13,281
45-54 years	5,289	13,188	18,477
55-64 years	6,455	23,514	29,969
65-74 years	5,508	40,843	46,351
75-84 years	3,872	28,015	31,887
85+ years	1,559	8,169	9,728
Race	35,776	131,544	167,320
White	22,077	97,925	120,002
Black	2,440	6,696	9,136
American Indian/Alaskan	219	704	923
Other	4,035	11,559	15,594
Unknown	7,005	14,660	21,665
Other race includes Asian, native Hawaiian/Pacific Islander, or other.			
Ethnicity	35,776	131,544	167,320
Hispanic	4,739	9,438	14,177
Non-Hispanic	16,042	77,128	93,170
Unknown	14,995	44,978	59,973
Gender	35,776	131,544	167,320
Female	19,089	73,963	93,052
Male	16,558	57,467	74,025
Unknown	129	114	243

COVID-19 doses administered for the past 2 weeks

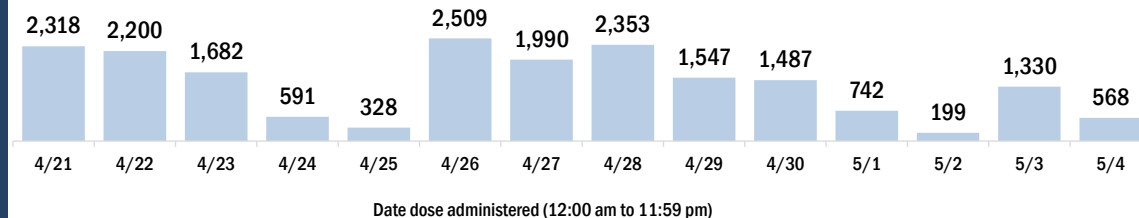


Persons vaccinated for COVID-19 for the past 2 weeks

Number of persons who received their first dose of a two-dose series of the COVID-19 vaccine



Number of persons who completed the COVID-19 vaccine series



COVID-19: Lee County vaccine summary

Vaccination data through May 4, 2021 as of May 5, 2021 at 12:05 AM

Data in this report are provisional and subject to change.

Data in this summary pertain to COVID-19 vaccines approved by the U.S. Food and Drug Administration and have been issued an Emergency Use Authorization (Janssen COVID-19 Vaccine, Moderna COVID-19 Vaccine and Pfizer-BioNTech COVID-19 Vaccine). These data summarize the number of people who have received either their first dose or have completed the series for a COVID-19 vaccine. **A person can only be counted in one category, first dose or series complete.** For persons receiving Moderna or Pfizer vaccines, once they receive their second dose, they are moved from the first dose column to the series completed column. **Because of this, the total first dose category may show a change from report to report not matching the total receiving their first dose from the previous day.** Persons receiving Johnson & Johnson vaccines will always be counted in the series completed column.

COVID-19 doses for vaccinated persons in Florida

Doses administered 559,763

People receiving one dose of a 1-dose series (Johnson & Johnson) or receiving only one dose of a 2-dose series (Moderna, Pfizer) count once. Persons receiving both doses of a 2-dose series count twice.

Current status of persons vaccinated for COVID-19 in Florida

Total people vaccinated 328,599

First dose 83,725

Series completed 244,874

Completed 1-dose series 13,710

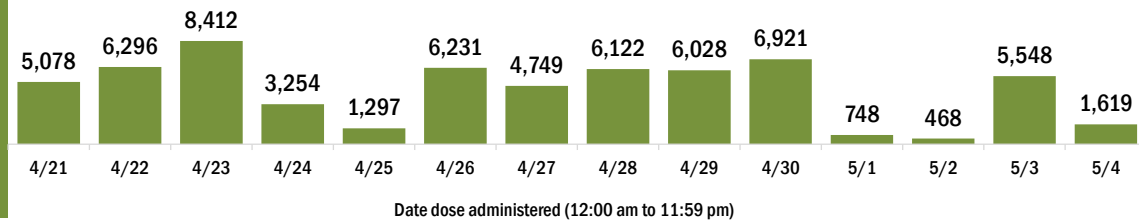
Completed 2-dose series 231,164

First dose: current number of people who have only received their first dose of the Moderna or Pfizer vaccine.

Series complete: current number of people who have received both Moderna or Pfizer vaccine doses or one Johnson & Johnson dose and are considered fully immunized.

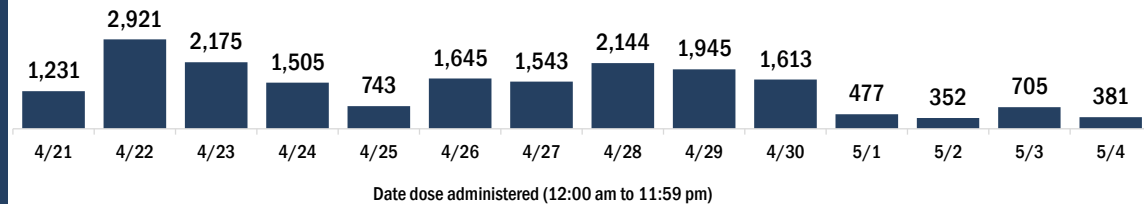
Demographic summary	First dose	Series complete	Total people vaccinated
Age group	83,725	244,874	328,599
16-24 years	7,744	3,139	10,883
25-34 years	10,023	6,397	16,420
35-44 years	11,637	10,964	22,601
45-54 years	12,826	20,425	33,251
55-64 years	16,580	46,293	62,873
65-74 years	13,833	89,666	103,499
75-84 years	8,213	53,673	61,886
85+ years	2,869	14,317	17,186
Race	83,725	244,874	328,599
White	56,268	176,769	233,037
Black	3,623	5,698	9,321
American Indian/Alaskan	357	826	1,183
Other	7,773	15,895	23,668
Unknown	15,704	45,686	61,390
Other race includes Asian, native Hawaiian/Pacific Islander, or other.			
Ethnicity	83,725	244,874	328,599
Hispanic	15,026	16,368	31,394
Non-Hispanic	39,810	142,401	182,211
Unknown	28,889	86,105	114,994
Gender	83,725	244,874	328,599
Female	44,125	136,376	180,501
Male	39,394	108,074	147,468
Unknown	206	424	630

COVID-19 doses administered for the past 2 weeks

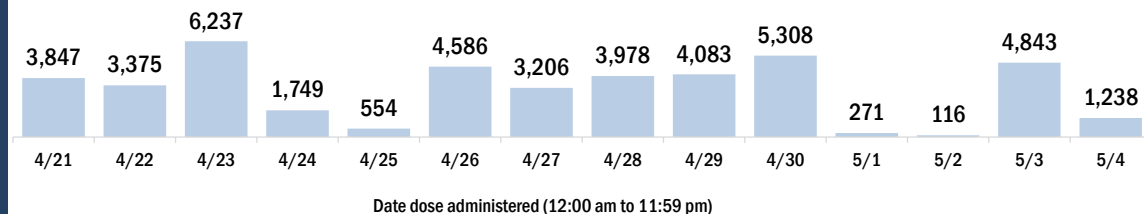


Persons vaccinated for COVID-19 for the past 2 weeks

Number of persons who received their first dose of a two-dose series of the COVID-19 vaccine



Number of persons who completed the COVID-19 vaccine series



COVID-19: Leon County vaccine summary

Vaccination data through May 4, 2021 as of May 5, 2021 at 12:05 AM

Data in this report are provisional and subject to change.

Data in this summary pertain to COVID-19 vaccines approved by the U.S. Food and Drug Administration and have been issued an Emergency Use Authorization (Janssen COVID-19 Vaccine, Moderna COVID-19 Vaccine and Pfizer-BioNTech COVID-19 Vaccine). These data summarize the number of people who have received either their first dose or have completed the series for a COVID-19 vaccine. **A person can only be counted in one category, first dose or series complete.** For persons receiving Moderna or Pfizer vaccines, once they receive their second dose, they are moved from the first dose column to the series completed column. **Because of this, the total first dose category may show a change from report to report not matching the total receiving their first dose from the previous day.** Persons receiving Johnson & Johnson vaccines will always be counted in the series completed column.

COVID-19 doses for vaccinated persons in Florida

Doses administered 197,149

People receiving one dose of a 1-dose series (Johnson & Johnson) or receiving only one dose of a 2-dose series (Moderna, Pfizer) count once. Persons receiving both doses of a 2-dose series count twice.

Current status of persons vaccinated for COVID-19 in Florida

Total people vaccinated 114,010

First dose 26,259

Series completed 87,751

Completed 1-dose series 4,612

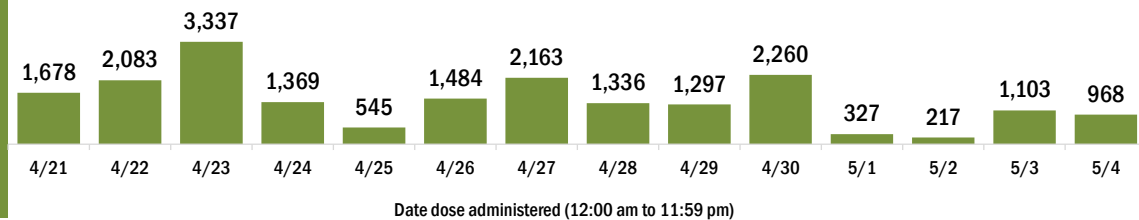
Completed 2-dose series 83,139

First dose: current number of people who have only received their first dose of the Moderna or Pfizer vaccine.

Series complete: current number of people who have received both Moderna or Pfizer vaccine doses or one Johnson & Johnson dose and are considered fully immunized.

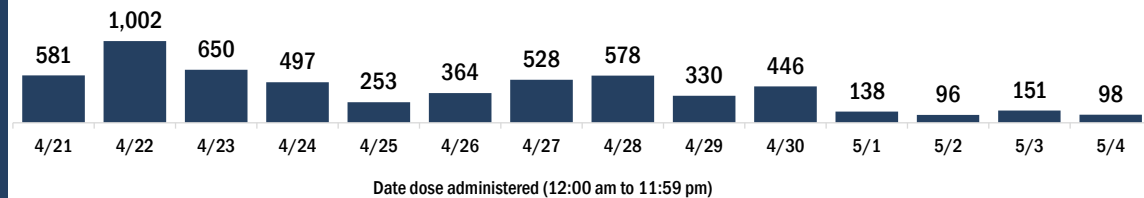
Demographic summary	First dose	Series complete	Total people vaccinated
Age group	26,259	87,751	114,010
16-24 years	6,065	6,746	12,811
25-34 years	5,598	8,666	14,264
35-44 years	4,530	10,167	14,697
45-54 years	3,221	12,798	16,019
55-64 years	2,983	17,934	20,917
65-74 years	2,156	19,564	21,720
75-84 years	1,084	8,858	9,942
85+ years	622	3,018	3,640
Race	26,259	87,751	114,010
White	14,395	51,931	66,326
Black	4,334	12,208	16,542
American Indian/Alaskan	103	267	370
Other	3,519	15,443	18,962
Unknown	3,908	7,902	11,810
Other race includes Asian, native Hawaiian/Pacific Islander, or other.			
Ethnicity	26,259	87,751	114,010
Hispanic	1,896	3,947	5,843
Non-Hispanic	16,861	63,930	80,791
Unknown	7,502	19,874	27,376
Gender	26,259	87,751	114,010
Female	14,140	50,461	64,601
Male	12,074	37,251	49,325
Unknown	45	39	84

COVID-19 doses administered for the past 2 weeks

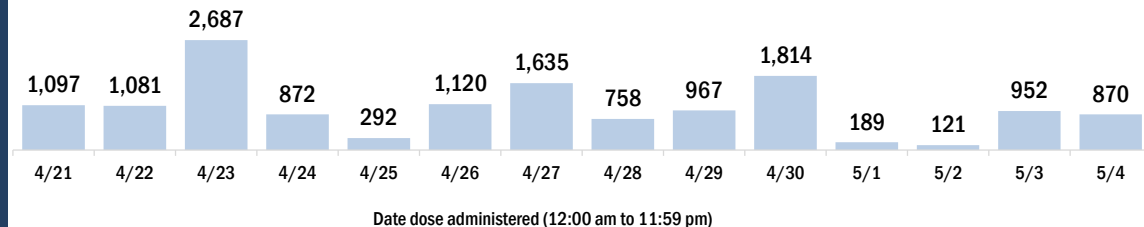


Persons vaccinated for COVID-19 for the past 2 weeks

Number of persons who received their first dose of a two-dose series of the COVID-19 vaccine



Number of persons who completed the COVID-19 vaccine series



COVID-19: Levy County vaccine summary

Vaccination data through May 4, 2021 as of May 5, 2021 at 12:05 AM

Data in this report are provisional and subject to change.

Data in this summary pertain to COVID-19 vaccines approved by the U.S. Food and Drug Administration and have been issued an Emergency Use Authorization (Janssen COVID-19 Vaccine, Moderna COVID-19 Vaccine and Pfizer-BioNTech COVID-19 Vaccine). These data summarize the number of people who have received either their first dose or have completed the series for a COVID-19 vaccine. **A person can only be counted in one category, first dose or series complete.** For persons receiving Moderna or Pfizer vaccines, once they receive their second dose, they are moved from the first dose column to the series completed column. **Because of this, the total first dose category may show a change from report to report not matching the total receiving their first dose from the previous day.** Persons receiving Johnson & Johnson vaccines will always be counted in the series completed column.

COVID-19 doses for vaccinated persons in Florida

Doses administered 18,834

People receiving one dose of a 1-dose series (Johnson & Johnson) or receiving only one dose of a 2-dose series (Moderna, Pfizer) count once. Persons receiving both doses of a 2-dose series count twice.

Current status of persons vaccinated for COVID-19 in Florida

Total people vaccinated 11,131

First dose 2,343

Series completed 8,788

Completed 1-dose series 1,085

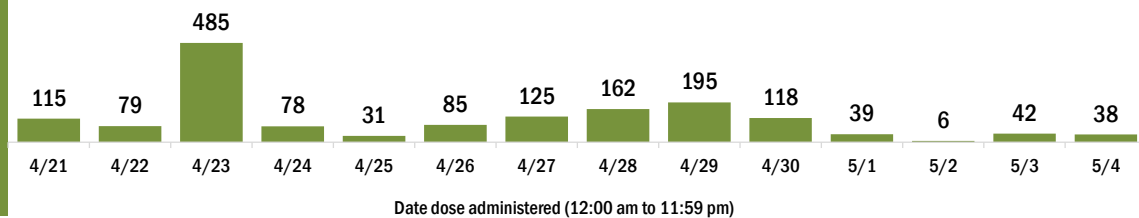
Completed 2-dose series 7,703

First dose: current number of people who have only received their first dose of the Moderna or Pfizer vaccine.

Series complete: current number of people who have received both Moderna or Pfizer vaccine doses or one Johnson & Johnson dose and are considered fully immunized.

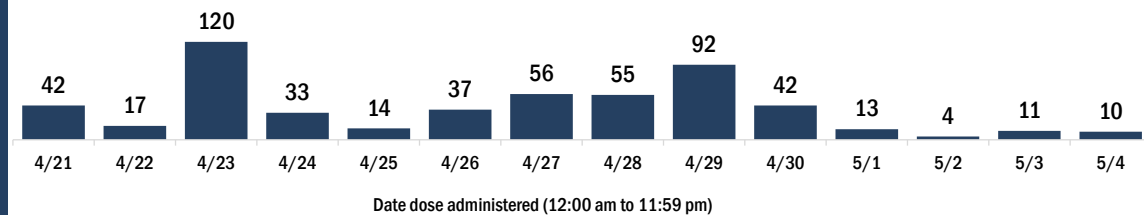
Demographic summary	First dose	Series complete	Total people vaccinated
Age group	2,343	8,788	11,131
16-24 years	147	117	264
25-34 years	212	251	463
35-44 years	274	337	611
45-54 years	364	703	1,067
55-64 years	617	1,861	2,478
65-74 years	449	3,337	3,786
75-84 years	219	1,755	1,974
85+ years	61	427	488
Race	2,343	8,788	11,131
White	1,721	6,928	8,649
Black	226	562	788
American Indian/Alaskan	11	52	63
Other	168	496	664
Unknown	217	750	967
Other race includes Asian, native Hawaiian/Pacific Islander, or other.			
Ethnicity	2,343	8,788	11,131
Hispanic	208	355	563
Non-Hispanic	1,551	6,450	8,001
Unknown	584	1,983	2,567
Gender	2,343	8,788	11,131
Female	1,281	5,009	6,290
Male	1,059	3,779	4,838
Unknown	3	0	3

COVID-19 doses administered for the past 2 weeks

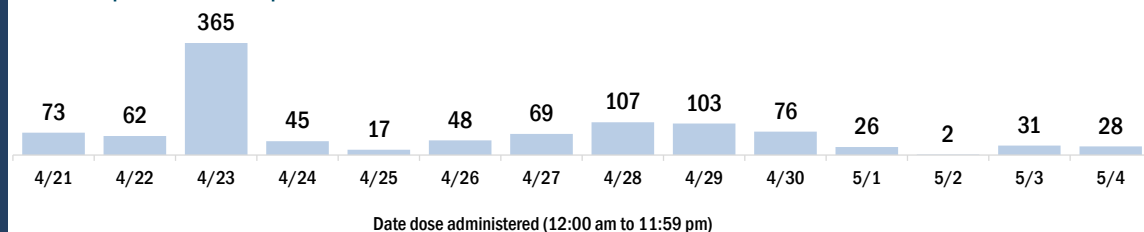


Persons vaccinated for COVID-19 for the past 2 weeks

Number of persons who received their first dose of a two-dose series of the COVID-19 vaccine



Number of persons who completed the COVID-19 vaccine series



COVID-19: Liberty County vaccine summary

Vaccination data through May 4, 2021 as of May 5, 2021 at 12:05 AM

Data in this report are provisional and subject to change.

Data in this summary pertain to COVID-19 vaccines approved by the U.S. Food and Drug Administration and have been issued an Emergency Use Authorization (Janssen COVID-19 Vaccine, Moderna COVID-19 Vaccine and Pfizer-BioNTech COVID-19 Vaccine). These data summarize the number of people who have received either their first dose or have completed the series for a COVID-19 vaccine. **A person can only be counted in one category, first dose or series complete.** For persons receiving Moderna or Pfizer vaccines, once they receive their second dose, they are moved from the first dose column to the series completed column. **Because of this, the total first dose category may show a change from report to report not matching the total receiving their first dose from the previous day.** Persons receiving Johnson & Johnson vaccines will always be counted in the series completed column.

COVID-19 doses for vaccinated persons in Florida

Doses administered 3,170

People receiving one dose of a 1-dose series (Johnson & Johnson) or receiving only one dose of a 2-dose series (Moderna, Pfizer) count once. Persons receiving both doses of a 2-dose series count twice.

Current status of persons vaccinated for COVID-19 in Florida

Total people vaccinated 1,984

First dose 728

Series completed 1,256

Completed 1-dose series 70

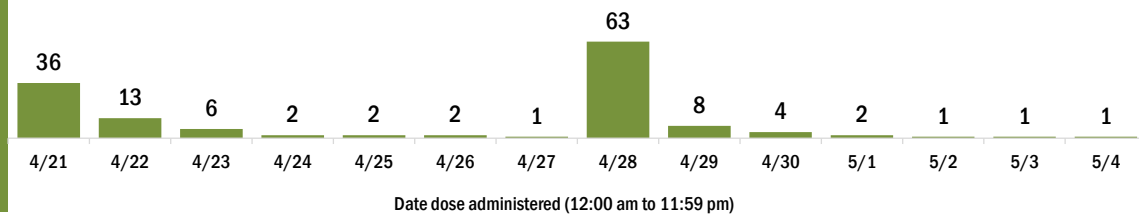
Completed 2-dose series 1,186

First dose: current number of people who have only received their first dose of the Moderna or Pfizer vaccine.

Series complete: current number of people who have received both Moderna or Pfizer vaccine doses or one Johnson & Johnson dose and are considered fully immunized.

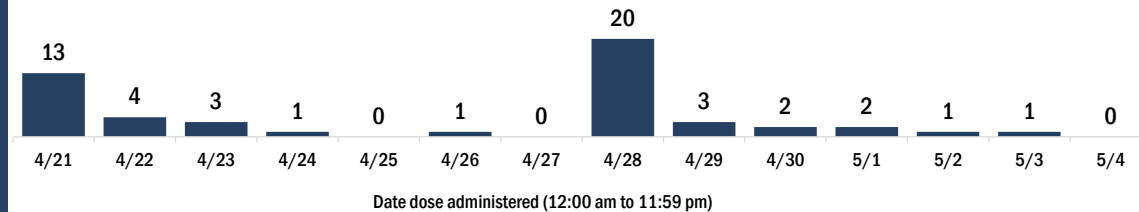
Demographic summary	First dose	Series complete	Total people vaccinated
Age group	728	1,256	1,984
16-24 years	31	20	51
25-34 years	105	35	140
35-44 years	153	81	234
45-54 years	183	109	292
55-64 years	159	313	472
65-74 years	68	417	485
75-84 years	25	222	247
85+ years	4	59	63
Race	728	1,256	1,984
White	253	905	1,158
Black	94	117	211
American Indian/Alaskan	3	10	13
Other	38	101	139
Unknown	340	123	463
Other race includes Asian, native Hawaiian/Pacific Islander, or other.			
Ethnicity	728	1,256	1,984
Hispanic	11	16	27
Non-Hispanic	148	689	837
Unknown	569	551	1,120
Gender	728	1,256	1,984
Female	153	676	829
Male	575	580	1,155
Unknown	0	0	0

COVID-19 doses administered for the past 2 weeks

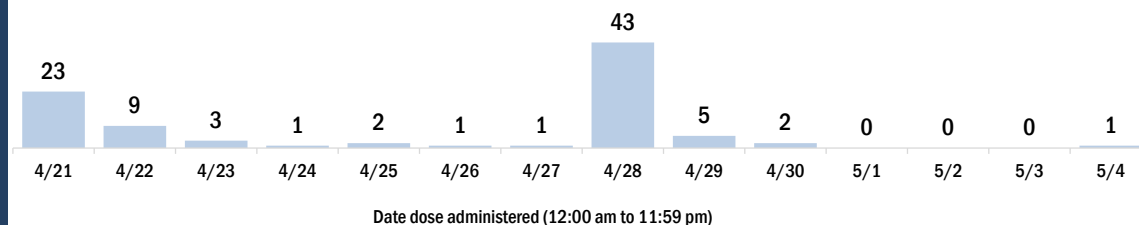


Persons vaccinated for COVID-19 for the past 2 weeks

Number of persons who received their first dose of a two-dose series of the COVID-19 vaccine



Number of persons who completed the COVID-19 vaccine series



COVID-19: Madison County vaccine summary

Vaccination data through May 4, 2021 as of May 5, 2021 at 12:05 AM

Data in this report are provisional and subject to change.

Data in this summary pertain to COVID-19 vaccines approved by the U.S. Food and Drug Administration and have been issued an Emergency Use Authorization (Janssen COVID-19 Vaccine, Moderna COVID-19 Vaccine and Pfizer-BioNTech COVID-19 Vaccine). These data summarize the number of people who have received either their first dose or have completed the series for a COVID-19 vaccine. **A person can only be counted in one category, first dose or series complete.** For persons receiving Moderna or Pfizer vaccines, once they receive their second dose, they are moved from the first dose column to the series completed column. **Because of this, the total first dose category may show a change from report to report not matching the total receiving their first dose from the previous day.** Persons receiving Johnson & Johnson vaccines will always be counted in the series completed column.

COVID-19 doses for vaccinated persons in Florida

Doses administered 9,215

People receiving one dose of a 1-dose series (Johnson & Johnson) or receiving only one dose of a 2-dose series (Moderna, Pfizer) count once. Persons receiving both doses of a 2-dose series count twice.

Current status of persons vaccinated for COVID-19 in Florida

Total people vaccinated 5,606

First dose 1,573

Series completed 4,033

Completed 1-dose series 424

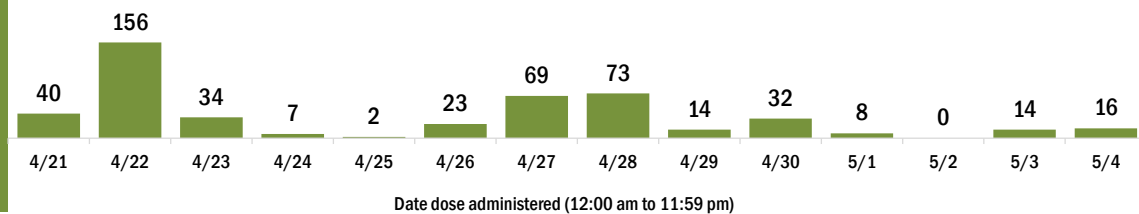
Completed 2-dose series 3,609

First dose: current number of people who have only received their first dose of the Moderna or Pfizer vaccine.

Series complete: current number of people who have received both Moderna or Pfizer vaccine doses or one Johnson & Johnson dose and are considered fully immunized.

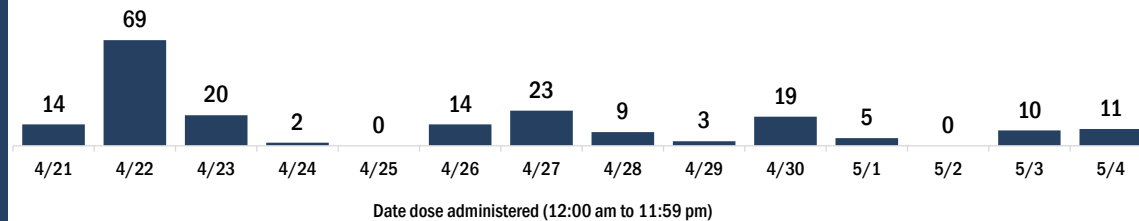
Demographic summary	First dose	Series complete	Total people vaccinated
Age group	1,573	4,033	5,606
16-24 years	80	53	133
25-34 years	155	126	281
35-44 years	275	223	498
45-54 years	349	398	747
55-64 years	434	836	1,270
65-74 years	186	1,418	1,604
75-84 years	70	769	839
85+ years	24	210	234
Race	1,573	4,033	5,606
White	792	2,296	3,088
Black	559	1,170	1,729
American Indian/Alaskan	1	9	10
Other	121	318	439
Unknown	100	240	340
Other race includes Asian, native Hawaiian/Pacific Islander, or other.			
Ethnicity	1,573	4,033	5,606
Hispanic	116	99	215
Non-Hispanic	1,228	2,130	3,358
Unknown	229	1,804	2,033
Gender	1,573	4,033	5,606
Female	513	2,268	2,781
Male	1,060	1,765	2,825
Unknown	0	0	0

COVID-19 doses administered for the past 2 weeks

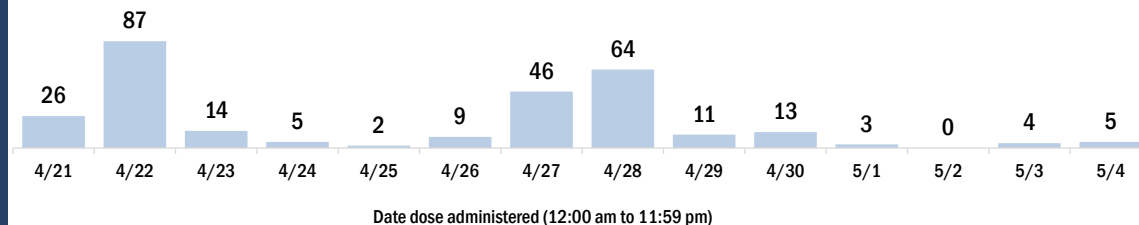


Persons vaccinated for COVID-19 for the past 2 weeks

Number of persons who received their first dose of a two-dose series of the COVID-19 vaccine



Number of persons who completed the COVID-19 vaccine series



COVID-19: Manatee County vaccine summary

Vaccination data through May 4, 2021 as of May 5, 2021 at 12:05 AM

Data in this report are provisional and subject to change.

Data in this summary pertain to COVID-19 vaccines approved by the U.S. Food and Drug Administration and have been issued an Emergency Use Authorization (Janssen COVID-19 Vaccine, Moderna COVID-19 Vaccine and Pfizer-BioNTech COVID-19 Vaccine). These data summarize the number of people who have received either their first dose or have completed the series for a COVID-19 vaccine. **A person can only be counted in one category, first dose or series complete.** For persons receiving Moderna or Pfizer vaccines, once they receive their second dose, they are moved from the first dose column to the series completed column. **Because of this, the total first dose category may show a change from report to report not matching the total receiving their first dose from the previous day.** Persons receiving Johnson & Johnson vaccines will always be counted in the series completed column.

COVID-19 doses for vaccinated persons in Florida

Doses administered 293,981

People receiving one dose of a 1-dose series (Johnson & Johnson) or receiving only one dose of a 2-dose series (Moderna, Pfizer) count once. Persons receiving both doses of a 2-dose series count twice.

Current status of persons vaccinated for COVID-19 in Florida

Total people vaccinated 172,001

First dose 43,639

Series completed 128,362

Completed 1-dose series 6,382

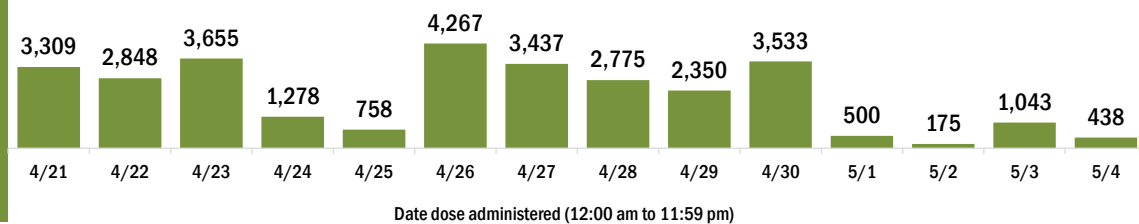
Completed 2-dose series 121,980

First dose: current number of people who have only received their first dose of the Moderna or Pfizer vaccine.

Series complete: current number of people who have received both Moderna or Pfizer vaccine doses or one Johnson & Johnson dose and are considered fully immunized.

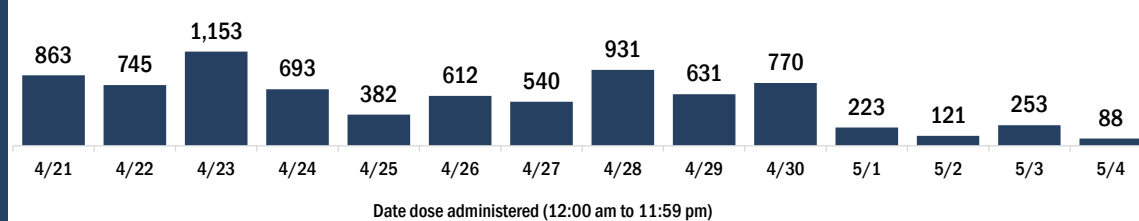
Demographic summary	First dose	Series complete	Total people vaccinated
Age group	43,639	128,362	172,001
16-24 years	4,301	2,187	6,488
25-34 years	5,110	4,269	9,379
35-44 years	5,806	7,070	12,876
45-54 years	6,479	12,921	19,400
55-64 years	7,972	26,326	34,298
65-74 years	7,560	43,190	50,750
75-84 years	4,627	24,777	29,404
85+ years	1,784	7,622	9,406
Race	43,639	128,362	172,001
White	29,976	98,908	128,884
Black	1,777	3,923	5,700
American Indian/Alaskan	211	505	716
Other	4,040	9,128	13,168
Unknown	7,635	15,898	23,533
Other race includes Asian, native Hawaiian/Pacific Islander, or other.			
Ethnicity	43,639	128,362	172,001
Hispanic	5,151	6,226	11,377
Non-Hispanic	22,881	78,552	101,433
Unknown	15,607	43,584	59,191
Gender	43,639	128,362	172,001
Female	23,184	71,746	94,930
Male	20,324	56,545	76,869
Unknown	131	71	202

COVID-19 doses administered for the past 2 weeks

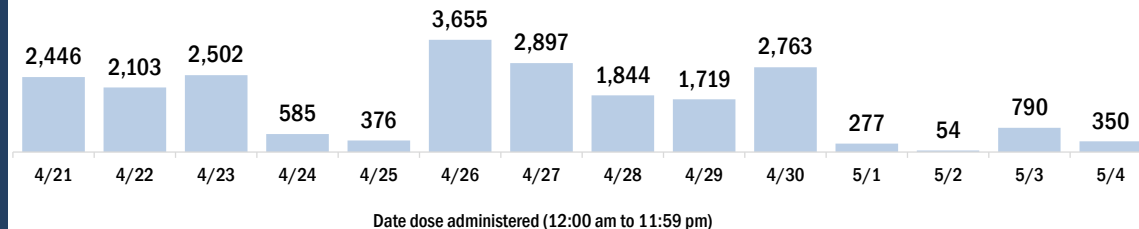


Persons vaccinated for COVID-19 for the past 2 weeks

Number of persons who received their first dose of a two-dose series of the COVID-19 vaccine



Number of persons who completed the COVID-19 vaccine series



COVID-19: Marion County vaccine summary

Vaccination data through May 4, 2021 as of May 5, 2021 at 12:05 AM

Data in this report are provisional and subject to change.

Data in this summary pertain to COVID-19 vaccines approved by the U.S. Food and Drug Administration and have been issued an Emergency Use Authorization (Janssen COVID-19 Vaccine, Moderna COVID-19 Vaccine and Pfizer-BioNTech COVID-19 Vaccine). These data summarize the number of people who have received either their first dose or have completed the series for a COVID-19 vaccine. **A person can only be counted in one category, first dose or series complete.** For persons receiving Moderna or Pfizer vaccines, once they receive their second dose, they are moved from the first dose column to the series completed column. **Because of this, the total first dose category may show a change from report to report not matching the total receiving their first dose from the previous day.** Persons receiving Johnson & Johnson vaccines will always be counted in the series completed column.

COVID-19 doses for vaccinated persons in Florida

Doses administered 233,815

People receiving one dose of a 1-dose series (Johnson & Johnson) or receiving only one dose of a 2-dose series (Moderna, Pfizer) count once. Persons receiving both doses of a 2-dose series count twice.

Current status of persons vaccinated for COVID-19 in Florida

Total people vaccinated 135,017

First dose 31,117

Series completed 103,900

Completed 1-dose series 5,102

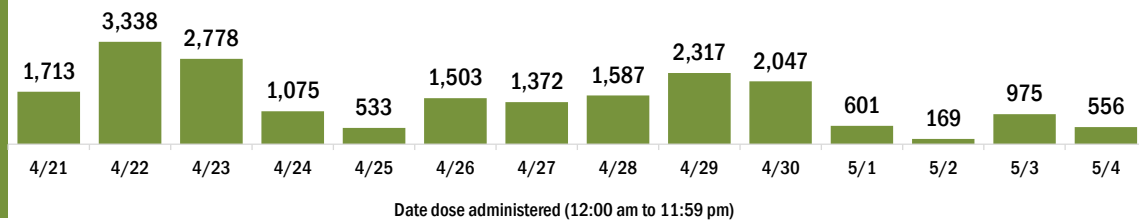
Completed 2-dose series 98,798

First dose: current number of people who have only received their first dose of the Moderna or Pfizer vaccine.

Series complete: current number of people who have received both Moderna or Pfizer vaccine doses or one Johnson & Johnson dose and are considered fully immunized.

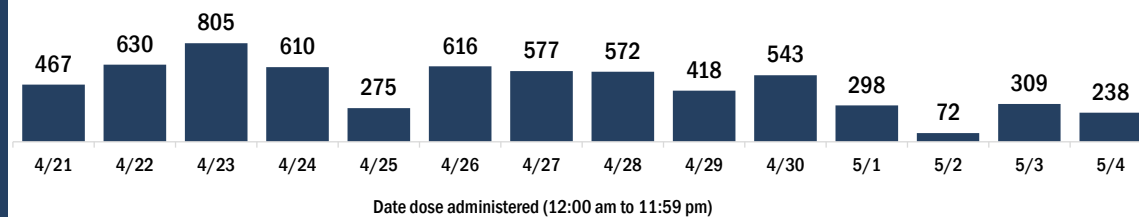
Demographic summary	First dose	Series complete	Total people vaccinated
Age group	31,117	103,900	135,017
16-24 years	2,784	1,990	4,774
25-34 years	3,476	3,342	6,818
35-44 years	4,233	5,177	9,410
45-54 years	4,817	9,045	13,862
55-64 years	6,454	18,944	25,398
65-74 years	4,913	35,123	40,036
75-84 years	3,120	23,548	26,668
85+ years	1,320	6,731	8,051
Race	31,117	103,900	135,017
White	19,190	73,008	92,198
Black	2,847	6,804	9,651
American Indian/Alaskan	142	375	517
Other	3,542	9,428	12,970
Unknown	5,396	14,285	19,681
Other race includes Asian, native Hawaiian/Pacific Islander, or other.			
Ethnicity	31,117	103,900	135,017
Hispanic	4,196	7,488	11,684
Non-Hispanic	15,558	65,392	80,950
Unknown	11,363	31,020	42,383
Gender	31,117	103,900	135,017
Female	17,256	59,461	76,717
Male	13,815	44,399	58,214
Unknown	46	40	86

COVID-19 doses administered for the past 2 weeks

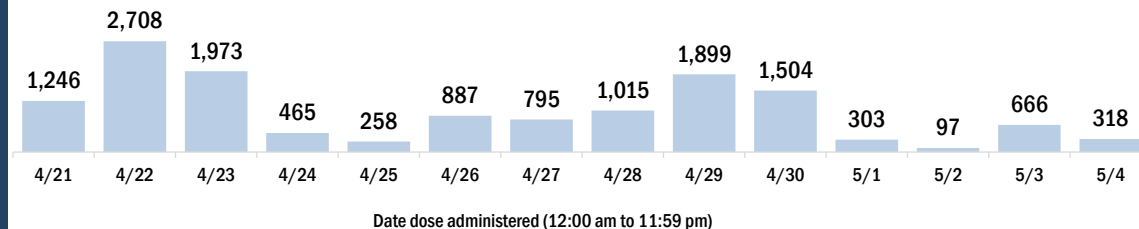


Persons vaccinated for COVID-19 for the past 2 weeks

Number of persons who received their first dose of a two-dose series of the COVID-19 vaccine



Number of persons who completed the COVID-19 vaccine series



COVID-19: Martin County vaccine summary

Vaccination data through May 4, 2021 as of May 5, 2021 at 12:05 AM

Data in this report are provisional and subject to change.

Data in this summary pertain to COVID-19 vaccines approved by the U.S. Food and Drug Administration and have been issued an Emergency Use Authorization (Janssen COVID-19 Vaccine, Moderna COVID-19 Vaccine and Pfizer-BioNTech COVID-19 Vaccine). These data summarize the number of people who have received either their first dose or have completed the series for a COVID-19 vaccine. **A person can only be counted in one category, first dose or series complete.** For persons receiving Moderna or Pfizer vaccines, once they receive their second dose, they are moved from the first dose column to the series completed column. **Because of this, the total first dose category may show a change from report to report not matching the total receiving their first dose from the previous day.** Persons receiving Johnson & Johnson vaccines will always be counted in the series completed column.

COVID-19 doses for vaccinated persons in Florida

Doses administered 129,592

People receiving one dose of a 1-dose series (Johnson & Johnson) or receiving only one dose of a 2-dose series (Moderna, Pfizer) count once. Persons receiving both doses of a 2-dose series count twice.

Current status of persons vaccinated for COVID-19 in Florida

Total people vaccinated 76,405

First dose 19,976

Series completed 56,429

Completed 1-dose series 3,242

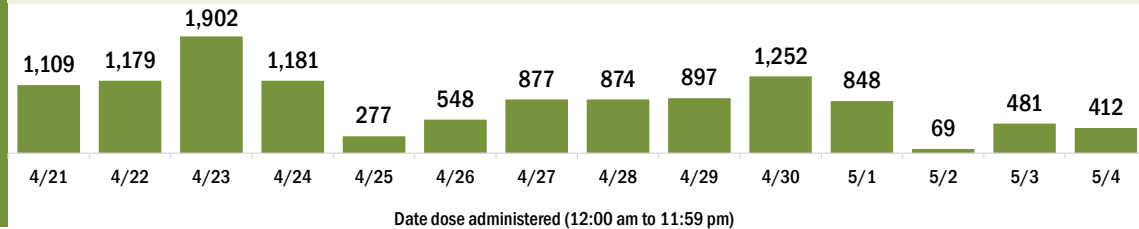
Completed 2-dose series 53,187

First dose: current number of people who have only received their first dose of the Moderna or Pfizer vaccine.

Series complete: current number of people who have received both Moderna or Pfizer vaccine doses or one Johnson & Johnson dose and are considered fully immunized.

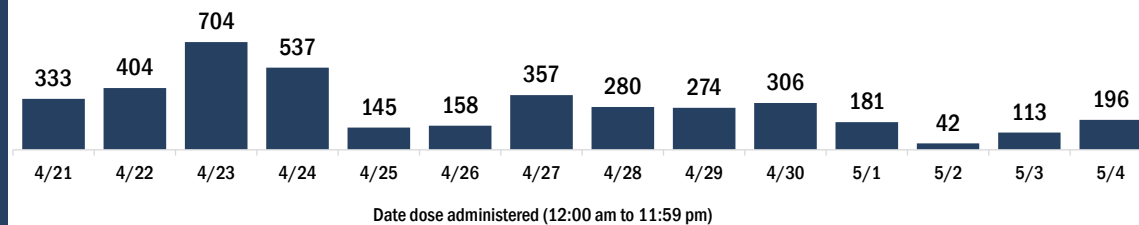
Demographic summary	First dose	Series complete	Total people vaccinated
Age group	19,976	56,429	76,405
16-24 years	1,604	801	2,405
25-34 years	1,788	1,328	3,116
35-44 years	2,404	2,419	4,823
45-54 years	3,081	4,481	7,562
55-64 years	4,795	10,819	15,614
65-74 years	3,239	18,858	22,097
75-84 years	2,128	13,047	15,175
85+ years	937	4,676	5,613
Race	19,976	56,429	76,405
White	13,991	38,585	52,576
Black	828	1,117	1,945
American Indian/Alaskan	67	101	168
Other	1,509	3,927	5,436
Unknown	3,581	12,699	16,280
Other race includes Asian, native Hawaiian/Pacific Islander, or other.			
Ethnicity	19,976	56,429	76,405
Hispanic	1,632	1,992	3,624
Non-Hispanic	10,073	24,846	34,919
Unknown	8,271	29,591	37,862
Gender	19,976	56,429	76,405
Female	10,068	31,925	41,993
Male	9,887	24,486	34,373
Unknown	21	18	39

COVID-19 doses administered for the past 2 weeks

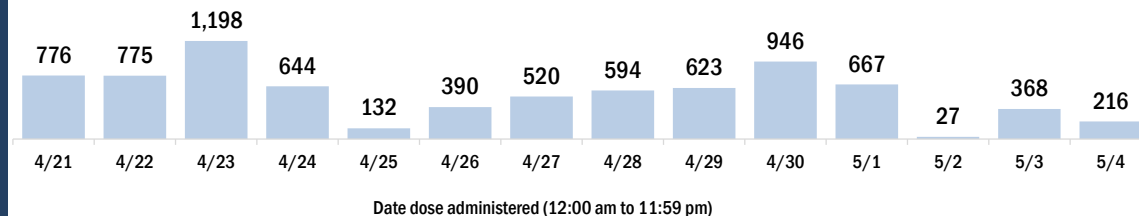


Persons vaccinated for COVID-19 for the past 2 weeks

Number of persons who received their first dose of a two-dose series of the COVID-19 vaccine



Number of persons who completed the COVID-19 vaccine series



COVID-19: Monroe County vaccine summary

Vaccination data through May 4, 2021 as of May 5, 2021 at 12:05 AM

Data in this report are provisional and subject to change.

Data in this summary pertain to COVID-19 vaccines approved by the U.S. Food and Drug Administration and have been issued an Emergency Use Authorization (Janssen COVID-19 Vaccine, Moderna COVID-19 Vaccine and Pfizer-BioNTech COVID-19 Vaccine). These data summarize the number of people who have received either their first dose or have completed the series for a COVID-19 vaccine. **A person can only be counted in one category, first dose or series complete.** For persons receiving Moderna or Pfizer vaccines, once they receive their second dose, they are moved from the first dose column to the series completed column. **Because of this, the total first dose category may show a change from report to report not matching the total receiving their first dose from the previous day.** Persons receiving Johnson & Johnson vaccines will always be counted in the series completed column.

COVID-19 doses for vaccinated persons in Florida

Doses administered 60,771

People receiving one dose of a 1-dose series (Johnson & Johnson) or receiving only one dose of a 2-dose series (Moderna, Pfizer) count once. Persons receiving both doses of a 2-dose series count twice.

Current status of persons vaccinated for COVID-19 in Florida

Total people vaccinated 37,285

First dose 11,678

Series completed 25,607

Completed 1-dose series 2,121

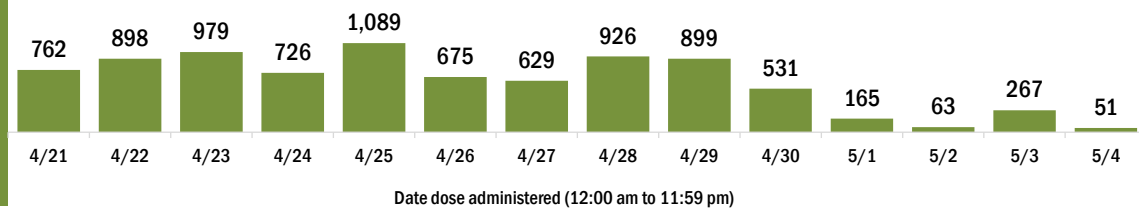
Completed 2-dose series 23,486

First dose: current number of people who have only received their first dose of the Moderna or Pfizer vaccine.

Series complete: current number of people who have received both Moderna or Pfizer vaccine doses or one Johnson & Johnson dose and are considered fully immunized.

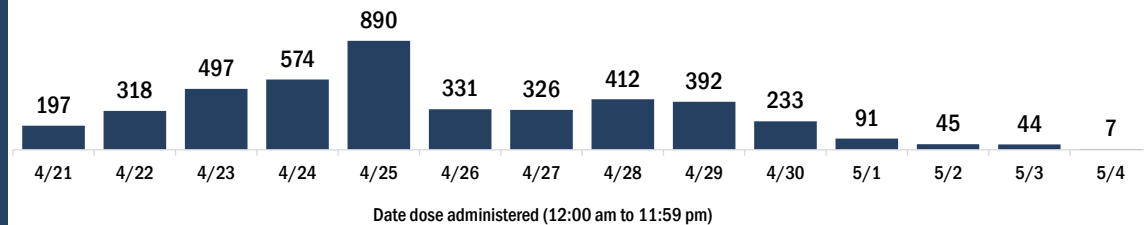
Demographic summary	First dose	Series complete	Total people vaccinated
Age group	11,678	25,607	37,285
16-24 years	929	366	1,295
25-34 years	1,491	876	2,367
35-44 years	1,880	1,571	3,451
45-54 years	2,167	3,004	5,171
55-64 years	2,705	6,171	8,876
65-74 years	1,737	8,803	10,540
75-84 years	608	3,872	4,480
85+ years	161	944	1,105
Race	11,678	25,607	37,285
White	7,832	18,705	26,537
Black	363	486	849
American Indian/Alaskan	48	87	135
Other	818	1,356	2,174
Unknown	2,617	4,973	7,590
Other race includes Asian, native Hawaiian/Pacific Islander, or other.			
Ethnicity	11,678	25,607	37,285
Hispanic	1,957	2,345	4,302
Non-Hispanic	5,351	14,559	19,910
Unknown	4,370	8,703	13,073
Gender	11,678	25,607	37,285
Female	5,787	13,367	19,154
Male	5,881	12,238	18,119
Unknown	10	2	12

COVID-19 doses administered for the past 2 weeks

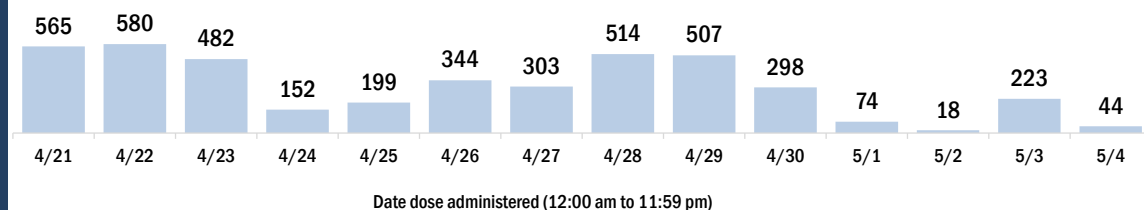


Persons vaccinated for COVID-19 for the past 2 weeks

Number of persons who received their first dose of a two-dose series of the COVID-19 vaccine



Number of persons who completed the COVID-19 vaccine series



COVID-19: Nassau County vaccine summary

Vaccination data through May 4, 2021 as of May 5, 2021 at 12:05 AM

Data in this report are provisional and subject to change.

Data in this summary pertain to COVID-19 vaccines approved by the U.S. Food and Drug Administration and have been issued an Emergency Use Authorization (Janssen COVID-19 Vaccine, Moderna COVID-19 Vaccine and Pfizer-BioNTech COVID-19 Vaccine). These data summarize the number of people who have received either their first dose or have completed the series for a COVID-19 vaccine. **A person can only be counted in one category, first dose or series complete.** For persons receiving Moderna or Pfizer vaccines, once they receive their second dose, they are moved from the first dose column to the series completed column. **Because of this, the total first dose category may show a change from report to report not matching the total receiving their first dose from the previous day.** Persons receiving Johnson & Johnson vaccines will always be counted in the series completed column.

COVID-19 doses for vaccinated persons in Florida

Doses administered 60,945

People receiving one dose of a 1-dose series (Johnson & Johnson) or receiving only one dose of a 2-dose series (Moderna, Pfizer) count once. Persons receiving both doses of a 2-dose series count twice.

Current status of persons vaccinated for COVID-19 in Florida

Total people vaccinated 34,042

First dose 4,992

Series completed 29,050

Completed 1-dose series 2,147

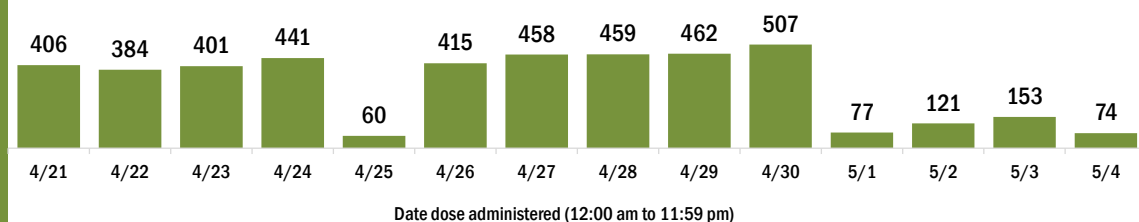
Completed 2-dose series 26,903

First dose: current number of people who have only received their first dose of the Moderna or Pfizer vaccine.

Series complete: current number of people who have received both Moderna or Pfizer vaccine doses or one Johnson & Johnson dose and are considered fully immunized.

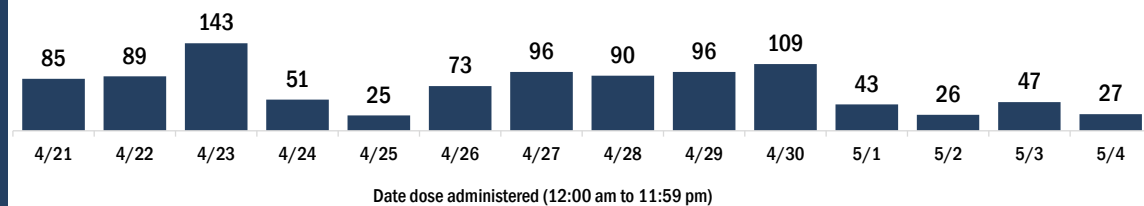
Demographic summary	First dose	Series complete	Total people vaccinated
Age group	4,992	29,050	34,042
16-24 years	632	661	1,293
25-34 years	589	1,084	1,673
35-44 years	694	1,945	2,639
45-54 years	773	3,113	3,886
55-64 years	939	6,667	7,606
65-74 years	787	9,603	10,390
75-84 years	437	4,645	5,082
85+ years	141	1,332	1,473
Race	4,992	29,050	34,042
White	3,640	23,675	27,315
Black	289	1,329	1,618
American Indian/Alaskan	28	106	134
Other	317	1,441	1,758
Unknown	718	2,499	3,217
Other race includes Asian, native Hawaiian/Pacific Islander, or other.			
Ethnicity	4,992	29,050	34,042
Hispanic	262	744	1,006
Non-Hispanic	3,343	22,895	26,238
Unknown	1,387	5,411	6,798
Gender	4,992	29,050	34,042
Female	2,677	16,239	18,916
Male	2,307	12,810	15,117
Unknown	8	1	9

COVID-19 doses administered for the past 2 weeks

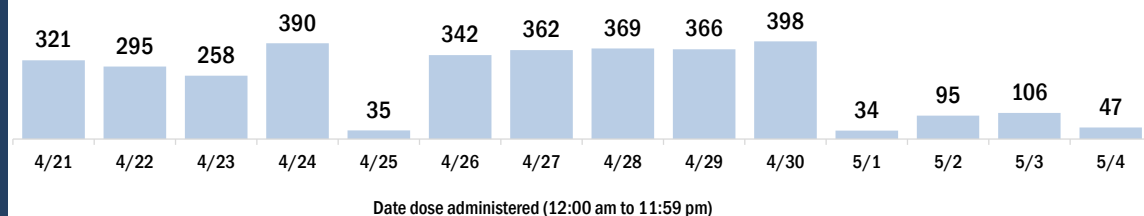


Persons vaccinated for COVID-19 for the past 2 weeks

Number of persons who received their first dose of a two-dose series of the COVID-19 vaccine



Number of persons who completed the COVID-19 vaccine series



COVID-19: Okaloosa County vaccine summary

Vaccination data through May 4, 2021 as of May 5, 2021 at 12:05 AM

Data in this report are provisional and subject to change.

Data in this summary pertain to COVID-19 vaccines approved by the U.S. Food and Drug Administration and have been issued an Emergency Use Authorization (Janssen COVID-19 Vaccine, Moderna COVID-19 Vaccine and Pfizer-BioNTech COVID-19 Vaccine). These data summarize the number of people who have received either their first dose or have completed the series for a COVID-19 vaccine. **A person can only be counted in one category, first dose or series complete.** For persons receiving Moderna or Pfizer vaccines, once they receive their second dose, they are moved from the first dose column to the series completed column. **Because of this, the total first dose category may show a change from report to report not matching the total receiving their first dose from the previous day.** Persons receiving Johnson & Johnson vaccines will always be counted in the series completed column.

COVID-19 doses for vaccinated persons in Florida

Doses administered 103,978

People receiving one dose of a 1-dose series (Johnson & Johnson) or receiving only one dose of a 2-dose series (Moderna, Pfizer) count once. Persons receiving both doses of a 2-dose series count twice.

Current status of persons vaccinated for COVID-19 in Florida

Total people vaccinated 61,472

First dose 15,049

Series completed 46,423

Completed 1-dose series 3,917

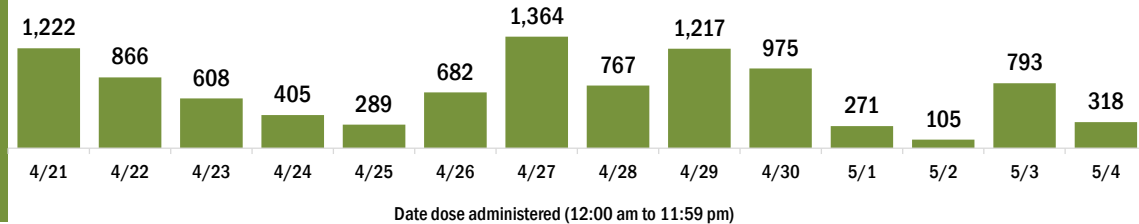
Completed 2-dose series 42,506

First dose: current number of people who have only received their first dose of the Moderna or Pfizer vaccine.

Series complete: current number of people who have received both Moderna or Pfizer vaccine doses or one Johnson & Johnson dose and are considered fully immunized.

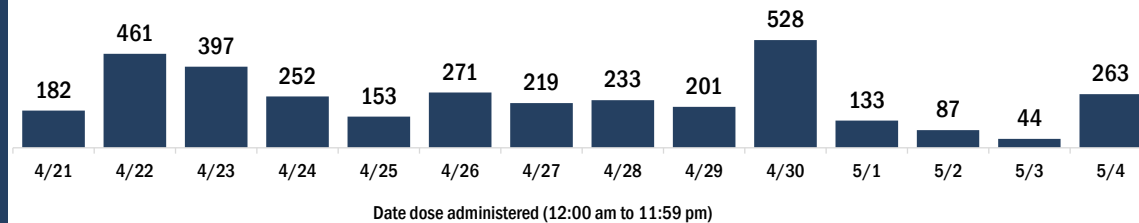
Demographic summary	First dose	Series complete	Total people vaccinated
Age group	15,049	46,423	61,472
16-24 years	1,696	1,126	2,822
25-34 years	2,427	2,343	4,770
35-44 years	2,409	3,659	6,068
45-54 years	2,294	5,147	7,441
55-64 years	3,019	10,576	13,595
65-74 years	1,800	13,506	15,306
75-84 years	1,021	7,372	8,393
85+ years	383	2,694	3,077
Race	15,049	46,423	61,472
White	8,577	32,592	41,169
Black	1,087	2,356	3,443
American Indian/Alaskan	87	182	269
Other	1,683	4,130	5,813
Unknown	3,615	7,163	10,778
Other race includes Asian, native Hawaiian/Pacific Islander, or other.			
Ethnicity	15,049	46,423	61,472
Hispanic	1,128	1,582	2,710
Non-Hispanic	7,612	29,433	37,045
Unknown	6,309	15,408	21,717
Gender	15,049	46,423	61,472
Female	7,953	26,585	34,538
Male	6,972	19,809	26,781
Unknown	124	29	153

COVID-19 doses administered for the past 2 weeks

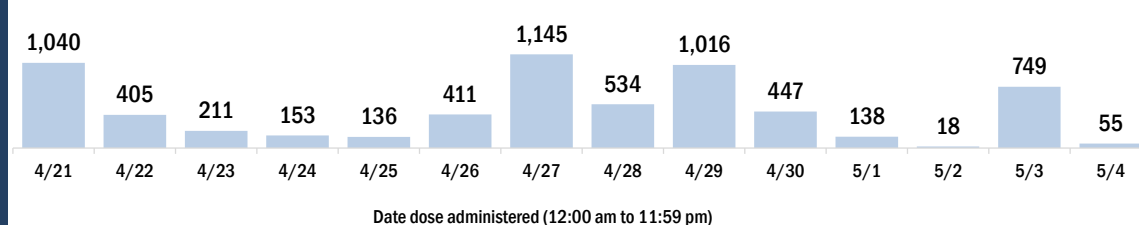


Persons vaccinated for COVID-19 for the past 2 weeks

Number of persons who received their first dose of a two-dose series of the COVID-19 vaccine



Number of persons who completed the COVID-19 vaccine series



COVID-19: Okeechobee County vaccine summary

Vaccination data through May 4, 2021 as of May 5, 2021 at 12:05 AM

Data in this report are provisional and subject to change.

Data in this summary pertain to COVID-19 vaccines approved by the U.S. Food and Drug Administration and have been issued an Emergency Use Authorization (Janssen COVID-19 Vaccine, Moderna COVID-19 Vaccine and Pfizer-BioNTech COVID-19 Vaccine). These data summarize the number of people who have received either their first dose or have completed the series for a COVID-19 vaccine. **A person can only be counted in one category, first dose or series complete.** For persons receiving Moderna or Pfizer vaccines, once they receive their second dose, they are moved from the first dose column to the series completed column. **Because of this, the total first dose category may show a change from report to report not matching the total receiving their first dose from the previous day.** Persons receiving Johnson & Johnson vaccines will always be counted in the series completed column.

COVID-19 doses for vaccinated persons in Florida

Doses administered 19,809

People receiving one dose of a 1-dose series (Johnson & Johnson) or receiving only one dose of a 2-dose series (Moderna, Pfizer) count once. Persons receiving both doses of a 2-dose series count twice.

Current status of persons vaccinated for COVID-19 in Florida

Total people vaccinated 11,934

First dose 3,479

Series completed 8,455

Completed 1-dose series 580

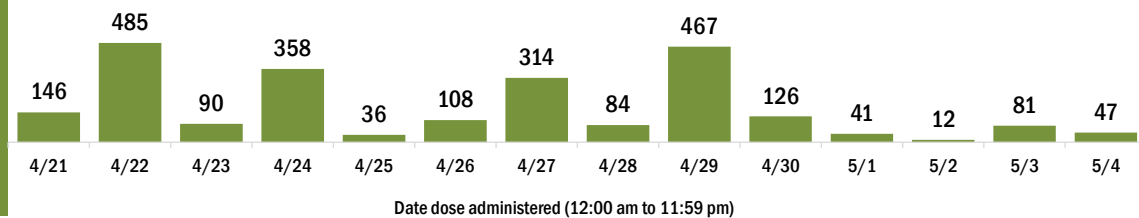
Completed 2-dose series 7,875

First dose: current number of people who have only received their first dose of the Moderna or Pfizer vaccine.

Series complete: current number of people who have received both Moderna or Pfizer vaccine doses or one Johnson & Johnson dose and are considered fully immunized.

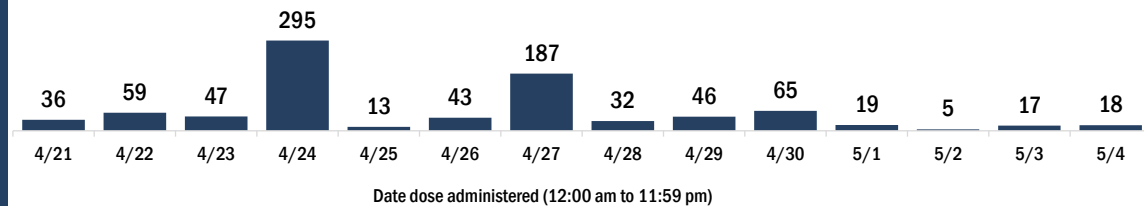
Demographic summary	First dose	Series complete	Total people vaccinated
Age group	3,479	8,455	11,934
16-24 years	234	142	376
25-34 years	381	301	682
35-44 years	474	441	915
45-54 years	683	690	1,373
55-64 years	907	1,421	2,328
65-74 years	467	2,976	3,443
75-84 years	270	1,937	2,207
85+ years	63	547	610
Race	3,479	8,455	11,934
White	2,155	6,720	8,875
Black	168	194	362
American Indian/Alaskan	11	41	52
Other	265	757	1,022
Unknown	880	743	1,623
Other race includes Asian, native Hawaiian/Pacific Islander, or other.			
Ethnicity	3,479	8,455	11,934
Hispanic	624	897	1,521
Non-Hispanic	1,457	5,927	7,384
Unknown	1,398	1,631	3,029
Gender	3,479	8,455	11,934
Female	1,378	4,723	6,101
Male	2,096	3,732	5,828
Unknown	5	0	5

COVID-19 doses administered for the past 2 weeks

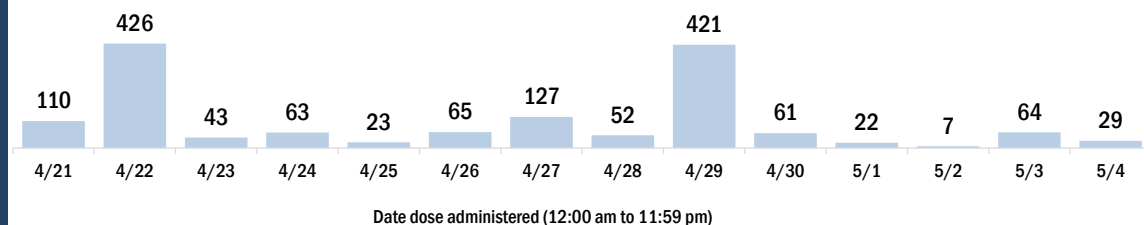


Persons vaccinated for COVID-19 for the past 2 weeks

Number of persons who received their first dose of a two-dose series of the COVID-19 vaccine



Number of persons who completed the COVID-19 vaccine series



COVID-19: Orange County vaccine summary

Vaccination data through May 4, 2021 as of May 5, 2021 at 12:05 AM

Data in this report are provisional and subject to change.

Data in this summary pertain to COVID-19 vaccines approved by the U.S. Food and Drug Administration and have been issued an Emergency Use Authorization (Janssen COVID-19 Vaccine, Moderna COVID-19 Vaccine and Pfizer-BioNTech COVID-19 Vaccine). These data summarize the number of people who have received either their first dose or have completed the series for a COVID-19 vaccine. **A person can only be counted in one category, first dose or series complete.** For persons receiving Moderna or Pfizer vaccines, once they receive their second dose, they are moved from the first dose column to the series completed column. **Because of this, the total first dose category may show a change from report to report not matching the total receiving their first dose from the previous day.** Persons receiving Johnson & Johnson vaccines will always be counted in the series completed column.

COVID-19 doses for vaccinated persons in Florida

Doses administered 894,267

People receiving one dose of a 1-dose series (Johnson & Johnson) or receiving only one dose of a 2-dose series (Moderna, Pfizer) count once. Persons receiving both doses of a 2-dose series count twice.

Current status of persons vaccinated for COVID-19 in Florida

Total people vaccinated 554,724

First dose 157,916

Series completed 396,808

Completed 1-dose series 57,265

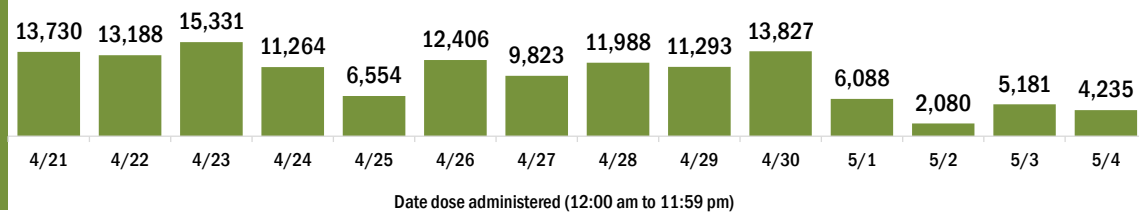
Completed 2-dose series 339,543

First dose: current number of people who have only received their first dose of the Moderna or Pfizer vaccine.

Series complete: current number of people who have received both Moderna or Pfizer vaccine doses or one Johnson & Johnson dose and are considered fully immunized.

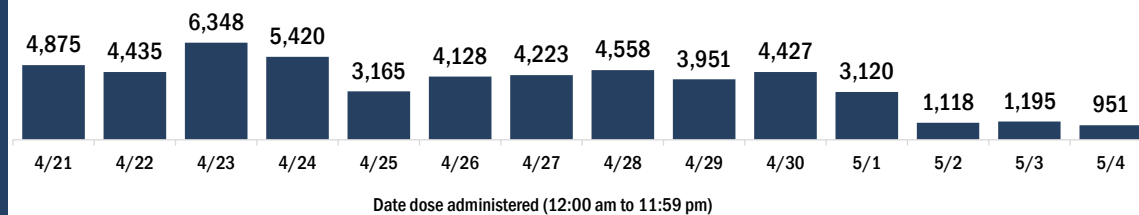
Demographic summary	First dose	Series complete	Total people vaccinated
Age group	157,916	396,808	554,724
16-24 years	27,863	25,166	53,029
25-34 years	33,359	42,465	75,824
35-44 years	31,393	58,574	89,967
45-54 years	25,767	70,999	96,766
55-64 years	20,224	80,925	101,149
65-74 years	10,654	73,278	83,932
75-84 years	5,281	33,498	38,779
85+ years	3,375	11,903	15,278
Race	157,916	396,808	554,724
White	83,191	240,738	323,929
Black	13,633	31,192	44,825
American Indian/Alaskan	696	1,121	1,817
Other	28,371	66,791	95,162
Unknown	32,025	56,966	88,991
Other race includes Asian, native Hawaiian/Pacific Islander, or other.			
Ethnicity	157,916	396,808	554,724
Hispanic	32,146	48,036	80,182
Non-Hispanic	59,107	204,376	263,483
Unknown	66,663	144,396	211,059
Gender	157,916	396,808	554,724
Female	80,830	219,256	300,086
Male	75,060	176,539	251,599
Unknown	2,026	1,013	3,039

COVID-19 doses administered for the past 2 weeks

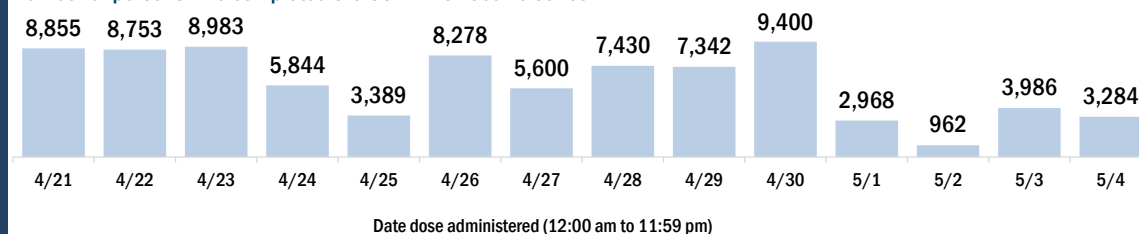


Persons vaccinated for COVID-19 for the past 2 weeks

Number of persons who received their first dose of a two-dose series of the COVID-19 vaccine



Number of persons who completed the COVID-19 vaccine series



COVID-19: Osceola County vaccine summary

Vaccination data through May 4, 2021 as of May 5, 2021 at 12:05 AM

Data in this report are provisional and subject to change.

Data in this summary pertain to COVID-19 vaccines approved by the U.S. Food and Drug Administration and have been issued an Emergency Use Authorization (Janssen COVID-19 Vaccine, Moderna COVID-19 Vaccine and Pfizer-BioNTech COVID-19 Vaccine). These data summarize the number of people who have received either their first dose or have completed the series for a COVID-19 vaccine. **A person can only be counted in one category, first dose or series complete.** For persons receiving Moderna or Pfizer vaccines, once they receive their second dose, they are moved from the first dose column to the series completed column. **Because of this, the total first dose category may show a change from report to report not matching the total receiving their first dose from the previous day.** Persons receiving Johnson & Johnson vaccines will always be counted in the series completed column.

COVID-19 doses for vaccinated persons in Florida

Doses administered 226,008

People receiving one dose of a 1-dose series (Johnson & Johnson) or receiving only one dose of a 2-dose series (Moderna, Pfizer) count once. Persons receiving both doses of a 2-dose series count twice.

Current status of persons vaccinated for COVID-19 in Florida

Total people vaccinated 140,347

First dose 43,035

Series completed 97,312

Completed 1-dose series 11,651

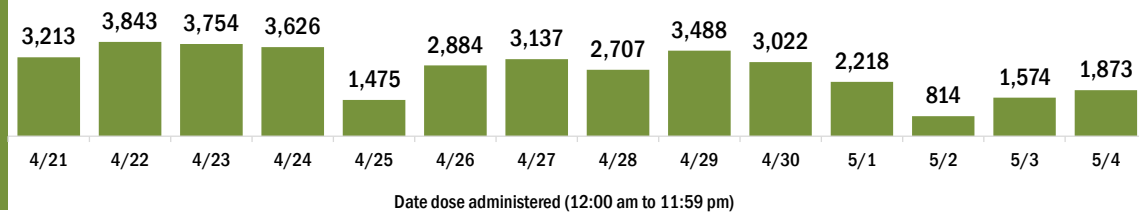
Completed 2-dose series 85,661

First dose: current number of people who have only received their first dose of the Moderna or Pfizer vaccine.

Series complete: current number of people who have received both Moderna or Pfizer vaccine doses or one Johnson & Johnson dose and are considered fully immunized.

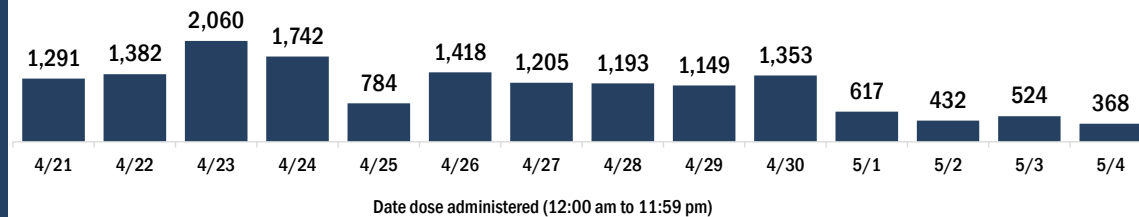
Demographic summary	First dose	Series complete	Total people vaccinated
Age group	43,035	97,312	140,347
16-24 years	7,253	4,409	11,662
25-34 years	7,717	7,799	15,516
35-44 years	8,588	11,692	20,280
45-54 years	7,603	16,955	24,558
55-64 years	6,234	20,856	27,090
65-74 years	3,421	22,139	25,560
75-84 years	1,679	10,462	12,141
85+ years	540	3,000	3,540
Race	43,035	97,312	140,347
White	23,155	58,991	82,146
Black	2,326	5,252	7,578
American Indian/Alaskan	204	445	649
Other	7,782	17,257	25,039
Unknown	9,568	15,367	24,935
Other race includes Asian, native Hawaiian/Pacific Islander, or other.			
Ethnicity	43,035	97,312	140,347
Hispanic	15,256	29,298	44,554
Non-Hispanic	10,499	36,848	47,347
Unknown	17,280	31,166	48,446
Gender	43,035	97,312	140,347
Female	22,836	54,905	77,741
Male	20,062	42,335	62,397
Unknown	137	72	209

COVID-19 doses administered for the past 2 weeks

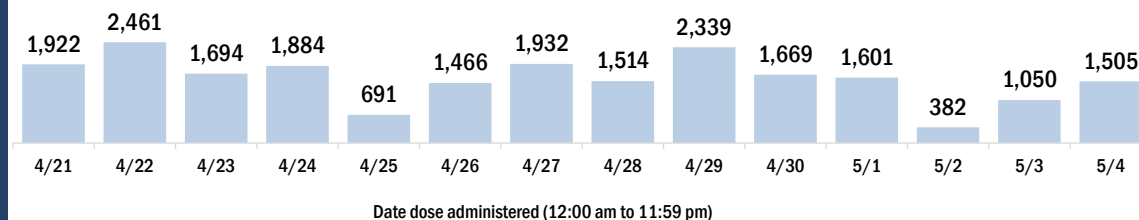


Persons vaccinated for COVID-19 for the past 2 weeks

Number of persons who received their first dose of a two-dose series of the COVID-19 vaccine



Number of persons who completed the COVID-19 vaccine series



COVID-19: Palm Beach County vaccine summary

Vaccination data through May 4, 2021 as of May 5, 2021 at 12:05 AM

Data in this report are provisional and subject to change.

Data in this summary pertain to COVID-19 vaccines approved by the U.S. Food and Drug Administration and have been issued an Emergency Use Authorization (Janssen COVID-19 Vaccine, Moderna COVID-19 Vaccine and Pfizer-BioNTech COVID-19 Vaccine). These data summarize the number of people who have received either their first dose or have completed the series for a COVID-19 vaccine. **A person can only be counted in one category, first dose or series complete.** For persons receiving Moderna or Pfizer vaccines, once they receive their second dose, they are moved from the first dose column to the series completed column. **Because of this, the total first dose category may show a change from report to report not matching the total receiving their first dose from the previous day.** Persons receiving Johnson & Johnson vaccines will always be counted in the series completed column.

COVID-19 doses for vaccinated persons in Florida

Doses administered 1,098,208

People receiving one dose of a 1-dose series (Johnson & Johnson) or receiving only one dose of a 2-dose series (Moderna, Pfizer) count once. Persons receiving both doses of a 2-dose series count twice.

Current status of persons vaccinated for COVID-19 in Florida

Total people vaccinated 662,906

First dose 185,540

Series completed 477,366

Completed 1-dose series 42,064

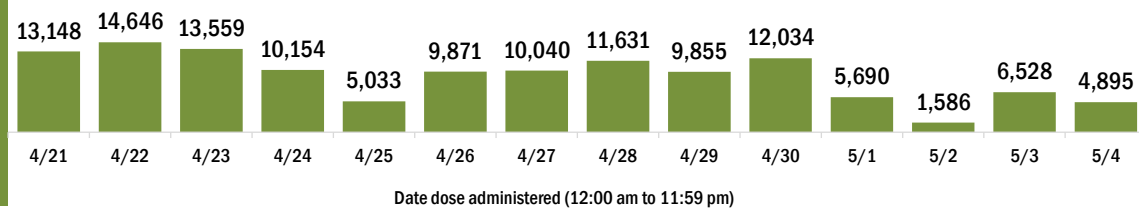
Completed 2-dose series 435,302

First dose: current number of people who have only received their first dose of the Moderna or Pfizer vaccine.

Series complete: current number of people who have received both Moderna or Pfizer vaccine doses or one Johnson & Johnson dose and are considered fully immunized.

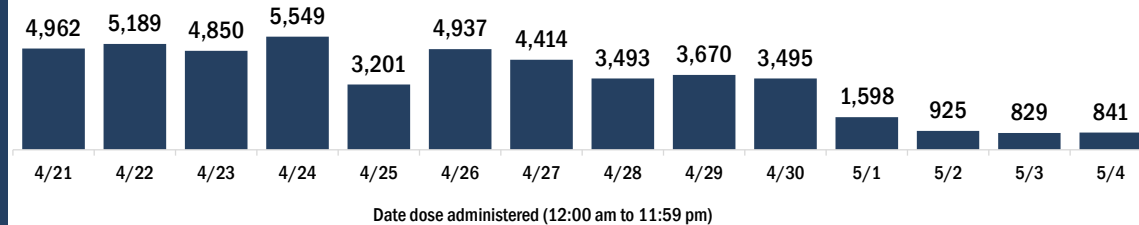
Demographic summary	First dose	Series complete	Total people vaccinated
Age group	185,540	477,366	662,906
16-24 years	20,342	13,701	34,043
25-34 years	24,826	23,452	48,278
35-44 years	28,266	36,923	65,189
45-54 years	30,905	58,967	89,872
55-64 years	32,877	93,644	126,521
65-74 years	24,682	128,505	153,187
75-84 years	16,164	86,843	103,007
85+ years	7,478	35,331	42,809
Race	185,540	477,366	662,906
White	107,644	307,985	415,629
Black	15,654	25,933	41,587
American Indian/Alaskan	827	1,284	2,111
Other	21,481	43,529	65,010
Unknown	39,934	98,635	138,569
Other race includes Asian, native Hawaiian/Pacific Islander, or other.			
Ethnicity	185,540	477,366	662,906
Hispanic	33,966	44,604	78,570
Non-Hispanic	81,854	250,440	332,294
Unknown	69,720	182,322	252,042
Gender	185,540	477,366	662,906
Female	97,012	270,434	367,446
Male	87,988	206,577	294,565
Unknown	540	355	895

COVID-19 doses administered for the past 2 weeks

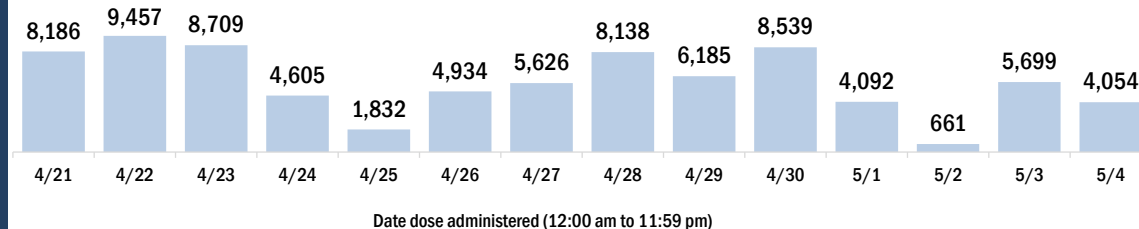


Persons vaccinated for COVID-19 for the past 2 weeks

Number of persons who received their first dose of a two-dose series of the COVID-19 vaccine



Number of persons who completed the COVID-19 vaccine series



COVID-19: Pasco County vaccine summary

Vaccination data through May 4, 2021 as of May 5, 2021 at 12:05 AM

Data in this report are provisional and subject to change.

Data in this summary pertain to COVID-19 vaccines approved by the U.S. Food and Drug Administration and have been issued an Emergency Use Authorization (Janssen COVID-19 Vaccine, Moderna COVID-19 Vaccine and Pfizer-BioNTech COVID-19 Vaccine). These data summarize the number of people who have received either their first dose or have completed the series for a COVID-19 vaccine. **A person can only be counted in one category, first dose or series complete.** For persons receiving Moderna or Pfizer vaccines, once they receive their second dose, they are moved from the first dose column to the series completed column. **Because of this, the total first dose category may show a change from report to report not matching the total receiving their first dose from the previous day.** Persons receiving Johnson & Johnson vaccines will always be counted in the series completed column.

COVID-19 doses for vaccinated persons in Florida

Doses administered 341,343

People receiving one dose of a 1-dose series (Johnson & Johnson) or receiving only one dose of a 2-dose series (Moderna, Pfizer) count once. Persons receiving both doses of a 2-dose series count twice.

Current status of persons vaccinated for COVID-19 in Florida

Total people vaccinated 205,339

First dose 56,500

Series completed 148,839

Completed 1-dose series 12,835

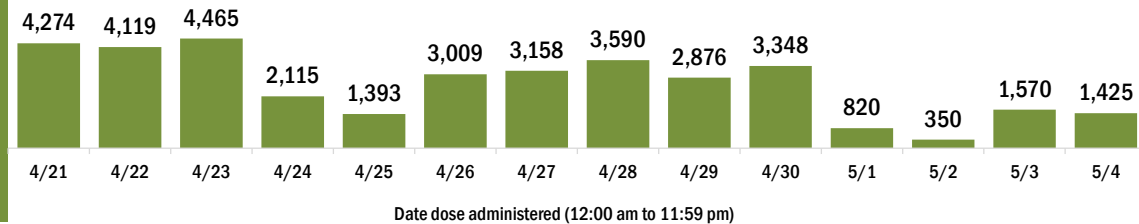
Completed 2-dose series 136,004

First dose: current number of people who have only received their first dose of the Moderna or Pfizer vaccine.

Series complete: current number of people who have received both Moderna or Pfizer vaccine doses or one Johnson & Johnson dose and are considered fully immunized.

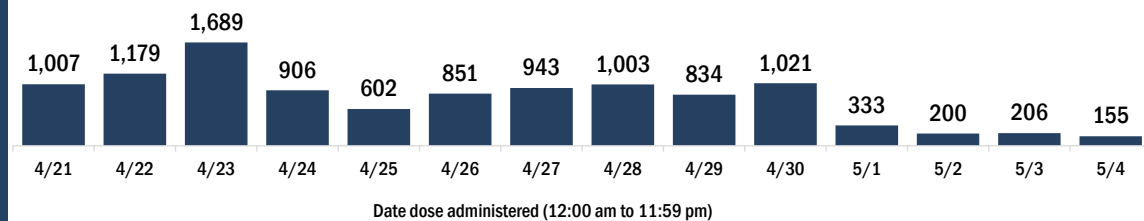
Demographic summary	First dose	Series complete	Total people vaccinated
Age group	56,500	148,839	205,339
16-24 years	6,489	4,148	10,637
25-34 years	6,494	6,719	13,213
35-44 years	8,399	12,410	20,809
45-54 years	8,876	19,320	28,196
55-64 years	9,783	30,010	39,793
65-74 years	8,900	42,804	51,704
75-84 years	5,708	25,742	31,450
85+ years	1,851	7,686	9,537
Race	56,500	148,839	205,339
White	38,612	112,508	151,120
Black	2,307	4,193	6,500
American Indian/Alaskan	308	513	821
Other	6,367	13,787	20,154
Unknown	8,906	17,838	26,744
Other race includes Asian, native Hawaiian/Pacific Islander, or other.			
Ethnicity	56,500	148,839	205,339
Hispanic	5,481	8,608	14,089
Non-Hispanic	28,889	90,477	119,366
Unknown	22,130	49,754	71,884
Gender	56,500	148,839	205,339
Female	30,196	85,799	115,995
Male	26,215	62,933	89,148
Unknown	89	107	196

COVID-19 doses administered for the past 2 weeks

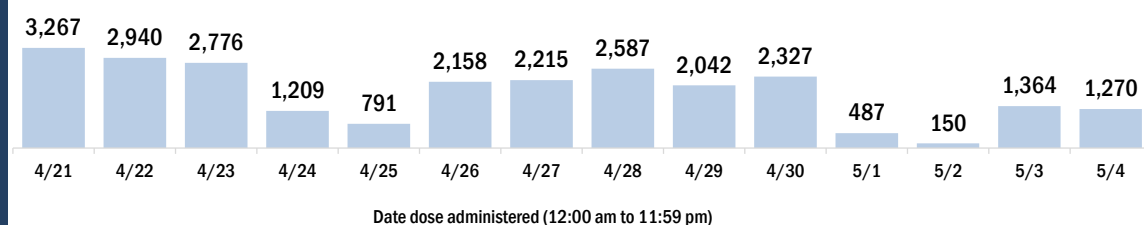


Persons vaccinated for COVID-19 for the past 2 weeks

Number of persons who received their first dose of a two-dose series of the COVID-19 vaccine



Number of persons who completed the COVID-19 vaccine series



COVID-19: Pinellas County vaccine summary

Vaccination data through May 4, 2021 as of May 5, 2021 at 12:05 AM

Data in this report are provisional and subject to change.

Data in this summary pertain to COVID-19 vaccines approved by the U.S. Food and Drug Administration and have been issued an Emergency Use Authorization (Janssen COVID-19 Vaccine, Moderna COVID-19 Vaccine and Pfizer-BioNTech COVID-19 Vaccine). These data summarize the number of people who have received either their first dose or have completed the series for a COVID-19 vaccine. **A person can only be counted in one category, first dose or series complete.** For persons receiving Moderna or Pfizer vaccines, once they receive their second dose, they are moved from the first dose column to the series completed column. **Because of this, the total first dose category may show a change from report to report not matching the total receiving their first dose from the previous day.** Persons receiving Johnson & Johnson vaccines will always be counted in the series completed column.

COVID-19 doses for vaccinated persons in Florida

Doses administered 740,011

People receiving one dose of a 1-dose series (Johnson & Johnson) or receiving only one dose of a 2-dose series (Moderna, Pfizer) count once. Persons receiving both doses of a 2-dose series count twice.

Current status of persons vaccinated for COVID-19 in Florida

Total people vaccinated 431,583

First dose 101,256

Series completed 330,327

Completed 1-dose series 21,899

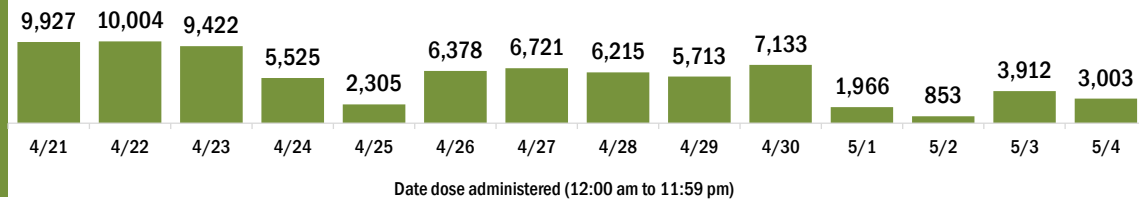
Completed 2-dose series 308,428

First dose: current number of people who have only received their first dose of the Moderna or Pfizer vaccine.

Series complete: current number of people who have received both Moderna or Pfizer vaccine doses or one Johnson & Johnson dose and are considered fully immunized.

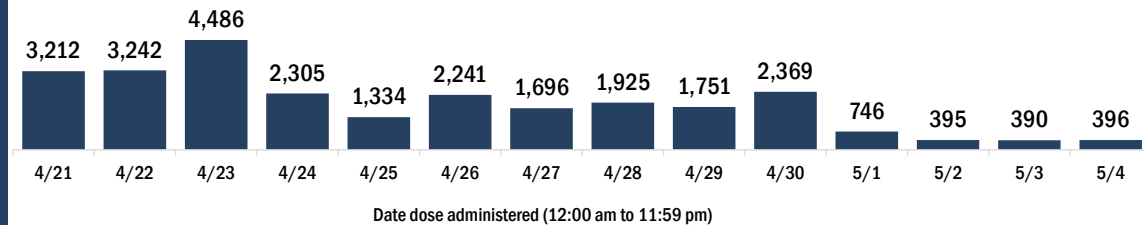
Demographic summary	First dose	Series complete	Total people vaccinated
Age group	101,256	330,327	431,583
16-24 years	11,628	8,495	20,123
25-34 years	15,699	18,410	34,109
35-44 years	15,142	25,813	40,955
45-54 years	14,626	41,047	55,673
55-64 years	17,854	76,423	94,277
65-74 years	14,261	92,824	107,085
75-84 years	8,344	48,895	57,239
85+ years	3,702	18,420	22,122
Race	101,256	330,327	431,583
White	64,547	248,938	313,485
Black	6,204	13,813	20,017
American Indian/Alaskan	450	734	1,184
Other	10,254	26,369	36,623
Unknown	19,801	40,473	60,274
Other race includes Asian, native Hawaiian/Pacific Islander, or other.			
Ethnicity	101,256	330,327	431,583
Hispanic	5,571	10,973	16,544
Non-Hispanic	53,165	208,320	261,485
Unknown	42,520	111,034	153,554
Gender	101,256	330,327	431,583
Female	53,442	188,622	242,064
Male	47,547	141,153	188,700
Unknown	267	552	819

COVID-19 doses administered for the past 2 weeks

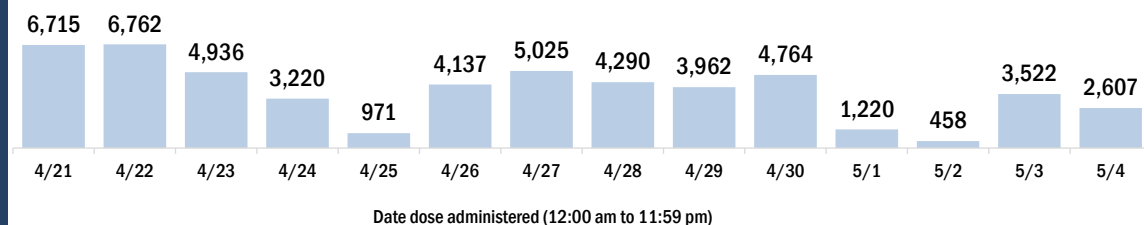


Persons vaccinated for COVID-19 for the past 2 weeks

Number of persons who received their first dose of a two-dose series of the COVID-19 vaccine



Number of persons who completed the COVID-19 vaccine series



COVID-19: Polk County vaccine summary

Vaccination data through May 4, 2021 as of May 5, 2021 at 12:05 AM

Data in this report are provisional and subject to change.

Data in this summary pertain to COVID-19 vaccines approved by the U.S. Food and Drug Administration and have been issued an Emergency Use Authorization (Janssen COVID-19 Vaccine, Moderna COVID-19 Vaccine and Pfizer-BioNTech COVID-19 Vaccine). These data summarize the number of people who have received either their first dose or have completed the series for a COVID-19 vaccine. **A person can only be counted in one category, first dose or series complete.** For persons receiving Moderna or Pfizer vaccines, once they receive their second dose, they are moved from the first dose column to the series completed column. **Because of this, the total first dose category may show a change from report to report not matching the total receiving their first dose from the previous day.** Persons receiving Johnson & Johnson vaccines will always be counted in the series completed column.

COVID-19 doses for vaccinated persons in Florida

Doses administered 399,444

People receiving one dose of a 1-dose series (Johnson & Johnson) or receiving only one dose of a 2-dose series (Moderna, Pfizer) count once. Persons receiving both doses of a 2-dose series count twice.

Current status of persons vaccinated for COVID-19 in Florida

Total people vaccinated 243,275

First dose 75,063

Series completed 168,212

Completed 1-dose series 12,043

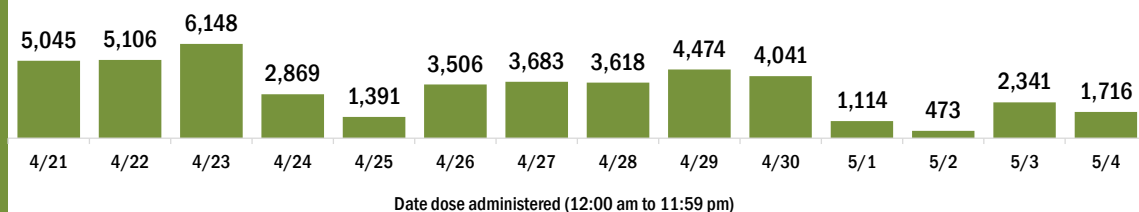
Completed 2-dose series 156,169

First dose: current number of people who have only received their first dose of the Moderna or Pfizer vaccine.

Series complete: current number of people who have received both Moderna or Pfizer vaccine doses or one Johnson & Johnson dose and are considered fully immunized.

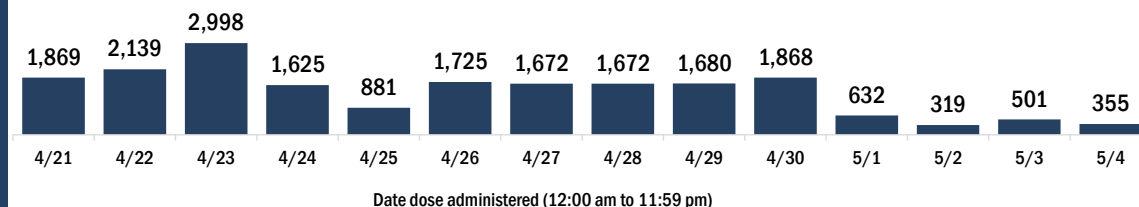
Demographic summary	First dose	Series complete	Total people vaccinated
Age group	75,063	168,212	243,275
16-24 years	7,878	4,327	12,205
25-34 years	10,331	8,472	18,803
35-44 years	11,247	12,420	23,667
45-54 years	11,838	19,626	31,464
55-64 years	12,739	33,387	46,126
65-74 years	11,502	50,813	62,315
75-84 years	7,091	30,383	37,474
85+ years	2,437	8,784	11,221
Race	75,063	168,212	243,275
White	44,943	119,244	164,187
Black	6,659	11,238	17,897
American Indian/Alaskan	537	779	1,316
Other	8,824	14,007	22,831
Unknown	14,100	22,944	37,044
Other race includes Asian, native Hawaiian/Pacific Islander, or other.			
Ethnicity	75,063	168,212	243,275
Hispanic	14,942	17,419	32,361
Non-Hispanic	32,053	96,625	128,678
Unknown	28,068	54,168	82,236
Gender	75,063	168,212	243,275
Female	39,192	95,675	134,867
Male	35,632	72,436	108,068
Unknown	239	101	340

COVID-19 doses administered for the past 2 weeks

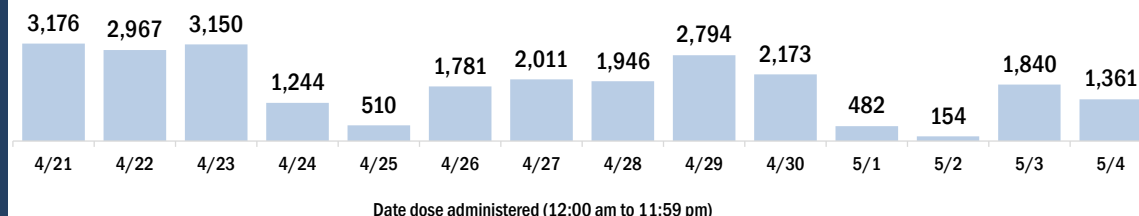


Persons vaccinated for COVID-19 for the past 2 weeks

Number of persons who received their first dose of a two-dose series of the COVID-19 vaccine



Number of persons who completed the COVID-19 vaccine series



COVID-19: Putnam County vaccine summary

Vaccination data through May 4, 2021 as of May 5, 2021 at 12:05 AM

Data in this report are provisional and subject to change.

Data in this summary pertain to COVID-19 vaccines approved by the U.S. Food and Drug Administration and have been issued an Emergency Use Authorization (Janssen COVID-19 Vaccine, Moderna COVID-19 Vaccine and Pfizer-BioNTech COVID-19 Vaccine). These data summarize the number of people who have received either their first dose or have completed the series for a COVID-19 vaccine. **A person can only be counted in one category, first dose or series complete.** For persons receiving Moderna or Pfizer vaccines, once they receive their second dose, they are moved from the first dose column to the series completed column. **Because of this, the total first dose category may show a change from report to report not matching the total receiving their first dose from the previous day.** Persons receiving Johnson & Johnson vaccines will always be counted in the series completed column.

COVID-19 doses for vaccinated persons in Florida

Doses administered 31,033

People receiving one dose of a 1-dose series (Johnson & Johnson) or receiving only one dose of a 2-dose series (Moderna, Pfizer) count once. Persons receiving both doses of a 2-dose series count twice.

Current status of persons vaccinated for COVID-19 in Florida

Total people vaccinated 18,671

First dose 5,425

Series completed 13,246

Completed 1-dose series 884

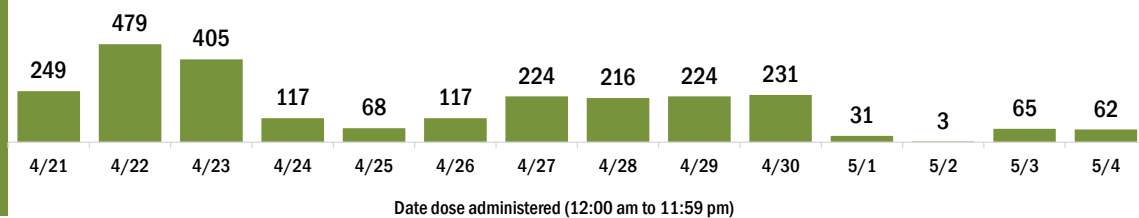
Completed 2-dose series 12,362

First dose: current number of people who have only received their first dose of the Moderna or Pfizer vaccine.

Series complete: current number of people who have received both Moderna or Pfizer vaccine doses or one Johnson & Johnson dose and are considered fully immunized.

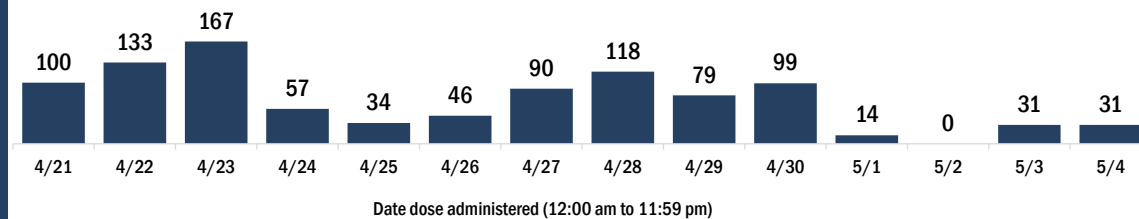
Demographic summary	First dose	Series complete	Total people vaccinated
Age group	5,425	13,246	18,671
16-24 years	297	187	484
25-34 years	426	387	813
35-44 years	531	574	1,105
45-54 years	670	1,200	1,870
55-64 years	1,169	2,933	4,102
65-74 years	1,336	4,658	5,994
75-84 years	754	2,523	3,277
85+ years	242	784	1,026
Race	5,425	13,246	18,671
White	3,974	10,353	14,327
Black	565	1,387	1,952
American Indian/Alaskan	52	98	150
Other	468	758	1,226
Unknown	366	650	1,016
Other race includes Asian, native Hawaiian/Pacific Islander, or other.			
Ethnicity	5,425	13,246	18,671
Hispanic	378	552	930
Non-Hispanic	4,050	10,448	14,498
Unknown	997	2,246	3,243
Gender	5,425	13,246	18,671
Female	2,809	7,598	10,407
Male	2,603	5,642	8,245
Unknown	13	6	19

COVID-19 doses administered for the past 2 weeks

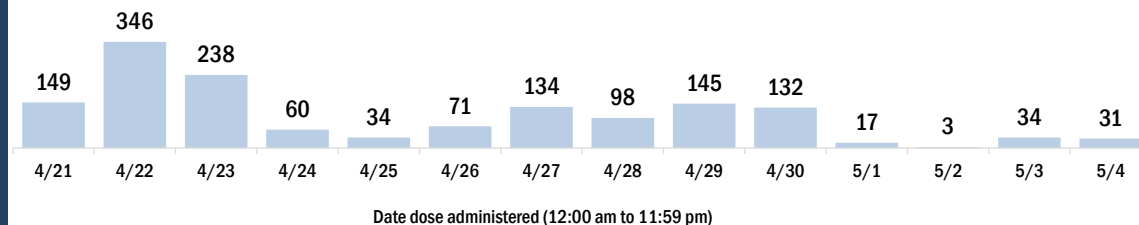


Persons vaccinated for COVID-19 for the past 2 weeks

Number of persons who received their first dose of a two-dose series of the COVID-19 vaccine



Number of persons who completed the COVID-19 vaccine series



COVID-19: Santa Rosa County vaccine summary

Vaccination data through May 4, 2021 as of May 5, 2021 at 12:05 AM

Data in this report are provisional and subject to change.

Data in this summary pertain to COVID-19 vaccines approved by the U.S. Food and Drug Administration and have been issued an Emergency Use Authorization (Janssen COVID-19 Vaccine, Moderna COVID-19 Vaccine and Pfizer-BioNTech COVID-19 Vaccine). These data summarize the number of people who have received either their first dose or have completed the series for a COVID-19 vaccine. **A person can only be counted in one category, first dose or series complete.** For persons receiving Moderna or Pfizer vaccines, once they receive their second dose, they are moved from the first dose column to the series completed column. **Because of this, the total first dose category may show a change from report to report not matching the total receiving their first dose from the previous day.** Persons receiving Johnson & Johnson vaccines will always be counted in the series completed column.

COVID-19 doses for vaccinated persons in Florida

Doses administered 98,614

People receiving one dose of a 1-dose series (Johnson & Johnson) or receiving only one dose of a 2-dose series (Moderna, Pfizer) count once. Persons receiving both doses of a 2-dose series count twice.

Current status of persons vaccinated for COVID-19 in Florida

Total people vaccinated 58,322

First dose 15,493

Series completed 42,829

Completed 1-dose series 2,537

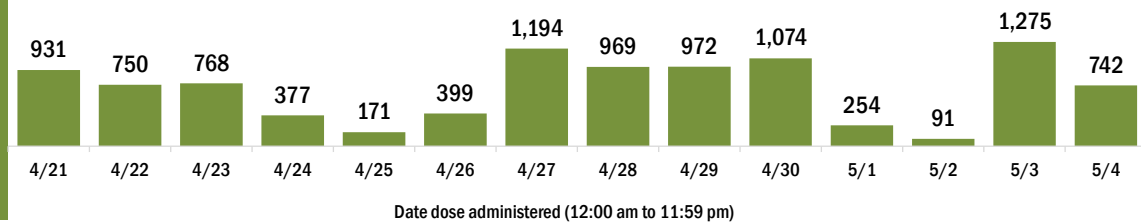
Completed 2-dose series 40,292

First dose: current number of people who have only received their first dose of the Moderna or Pfizer vaccine.

Series complete: current number of people who have received both Moderna or Pfizer vaccine doses or one Johnson & Johnson dose and are considered fully immunized.

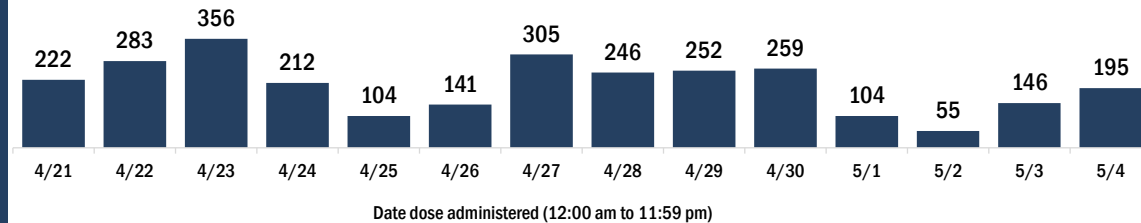
Demographic summary	First dose	Series complete	Total people vaccinated
Age group	15,493	42,829	58,322
16-24 years	1,795	1,161	2,956
25-34 years	1,973	2,153	4,126
35-44 years	2,360	3,585	5,945
45-54 years	2,463	5,605	8,068
55-64 years	2,998	9,761	12,759
65-74 years	2,383	12,661	15,044
75-84 years	1,137	6,160	7,297
85+ years	384	1,743	2,127
Race	15,493	42,829	58,322
White	9,752	31,647	41,399
Black	786	1,528	2,314
American Indian/Alaskan	71	254	325
Other	1,301	2,858	4,159
Unknown	3,583	6,542	10,125
Other race includes Asian, native Hawaiian/Pacific Islander, or other.			
Ethnicity	15,493	42,829	58,322
Hispanic	799	1,212	2,011
Non-Hispanic	8,917	28,749	37,666
Unknown	5,777	12,868	18,645
Gender	15,493	42,829	58,322
Female	8,145	23,978	32,123
Male	7,329	18,840	26,169
Unknown	19	11	30

COVID-19 doses administered for the past 2 weeks

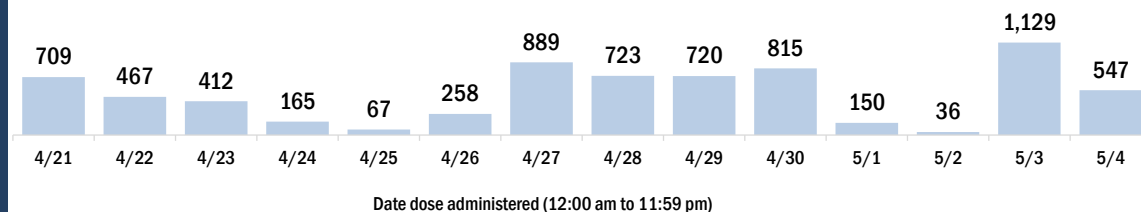


Persons vaccinated for COVID-19 for the past 2 weeks

Number of persons who received their first dose of a two-dose series of the COVID-19 vaccine



Number of persons who completed the COVID-19 vaccine series



COVID-19: Sarasota County vaccine summary

Vaccination data through May 4, 2021 as of May 5, 2021 at 12:05 AM

Data in this report are provisional and subject to change.

Data in this summary pertain to COVID-19 vaccines approved by the U.S. Food and Drug Administration and have been issued an Emergency Use Authorization (Janssen COVID-19 Vaccine, Moderna COVID-19 Vaccine and Pfizer-BioNTech COVID-19 Vaccine). These data summarize the number of people who have received either their first dose or have completed the series for a COVID-19 vaccine. **A person can only be counted in one category, first dose or series complete.** For persons receiving Moderna or Pfizer vaccines, once they receive their second dose, they are moved from the first dose column to the series completed column. **Because of this, the total first dose category may show a change from report to report not matching the total receiving their first dose from the previous day.** Persons receiving Johnson & Johnson vaccines will always be counted in the series completed column.

COVID-19 doses for vaccinated persons in Florida

Doses administered 409,314

People receiving one dose of a 1-dose series (Johnson & Johnson) or receiving only one dose of a 2-dose series (Moderna, Pfizer) count once. Persons receiving both doses of a 2-dose series count twice.

Current status of persons vaccinated for COVID-19 in Florida

Total people vaccinated 239,620

First dose 60,243

Series completed 179,377

Completed 1-dose series 9,683

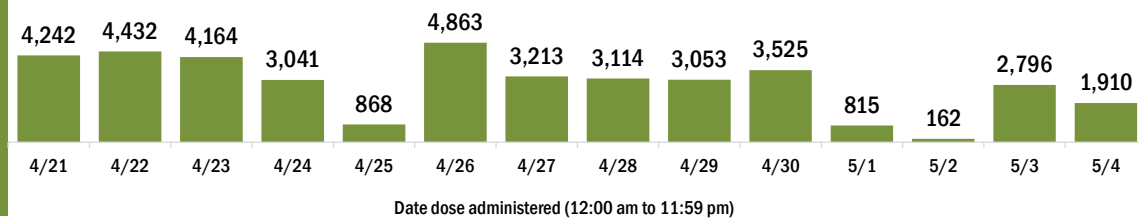
Completed 2-dose series 169,694

First dose: current number of people who have only received their first dose of the Moderna or Pfizer vaccine.

Series complete: current number of people who have received both Moderna or Pfizer vaccine doses or one Johnson & Johnson dose and are considered fully immunized.

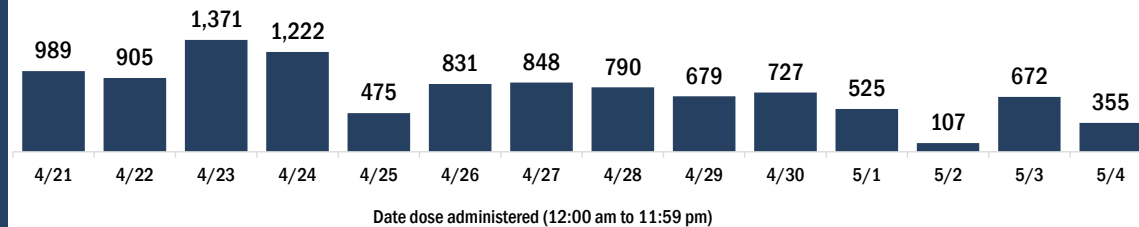
Demographic summary	First dose	Series complete	Total people vaccinated
Age group	60,243	179,377	239,620
16-24 years	5,098	2,876	7,974
25-34 years	4,954	4,842	9,796
35-44 years	5,885	7,570	13,455
45-54 years	7,550	13,830	21,380
55-64 years	10,993	32,028	43,021
65-74 years	13,295	63,321	76,616
75-84 years	8,830	40,719	49,549
85+ years	3,638	14,191	17,829
Race	60,243	179,377	239,620
White	44,482	143,213	187,695
Black	1,342	2,536	3,878
American Indian/Alaskan	226	612	838
Other	4,632	11,600	16,232
Unknown	9,561	21,416	30,977
Other race includes Asian, native Hawaiian/Pacific Islander, or other.			
Ethnicity	60,243	179,377	239,620
Hispanic	5,029	5,747	10,776
Non-Hispanic	35,220	121,289	156,509
Unknown	19,994	52,341	72,335
Gender	60,243	179,377	239,620
Female	31,899	100,990	132,889
Male	28,213	78,262	106,475
Unknown	131	125	256

COVID-19 doses administered for the past 2 weeks

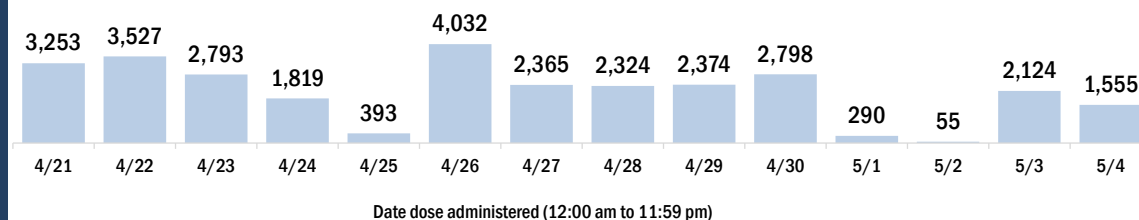


Persons vaccinated for COVID-19 for the past 2 weeks

Number of persons who received their first dose of a two-dose series of the COVID-19 vaccine



Number of persons who completed the COVID-19 vaccine series



COVID-19: Seminole County vaccine summary

Vaccination data through May 4, 2021 as of May 5, 2021 at 12:05 AM

Data in this report are provisional and subject to change.

Data in this summary pertain to COVID-19 vaccines approved by the U.S. Food and Drug Administration and have been issued an Emergency Use Authorization (Janssen COVID-19 Vaccine, Moderna COVID-19 Vaccine and Pfizer-BioNTech COVID-19 Vaccine). These data summarize the number of people who have received either their first dose or have completed the series for a COVID-19 vaccine. **A person can only be counted in one category, first dose or series complete.** For persons receiving Moderna or Pfizer vaccines, once they receive their second dose, they are moved from the first dose column to the series completed column. **Because of this, the total first dose category may show a change from report to report not matching the total receiving their first dose from the previous day.** Persons receiving Johnson & Johnson vaccines will always be counted in the series completed column.

COVID-19 doses for vaccinated persons in Florida

Doses administered 304,171

People receiving one dose of a 1-dose series (Johnson & Johnson) or receiving only one dose of a 2-dose series (Moderna, Pfizer) count once. Persons receiving both doses of a 2-dose series count twice.

Current status of persons vaccinated for COVID-19 in Florida

Total people vaccinated 181,426

First dose 47,834

Series completed 133,592

Completed 1-dose series 10,847

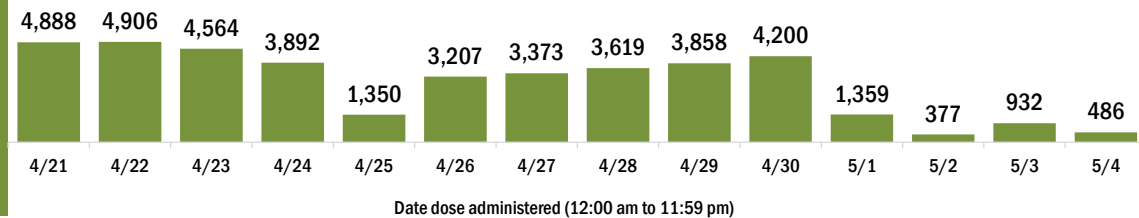
Completed 2-dose series 122,745

First dose: current number of people who have only received their first dose of the Moderna or Pfizer vaccine.

Series complete: current number of people who have received both Moderna or Pfizer vaccine doses or one Johnson & Johnson dose and are considered fully immunized.

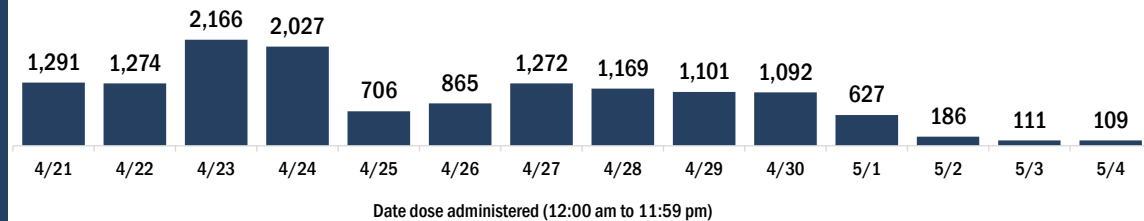
Demographic summary	First dose	Series complete	Total people vaccinated
Age group	47,834	133,592	181,426
16-24 years	8,726	7,504	16,230
25-34 years	9,390	10,898	20,288
35-44 years	9,408	16,591	25,999
45-54 years	7,822	21,702	29,524
55-64 years	6,566	27,999	34,565
65-74 years	3,370	29,232	32,602
75-84 years	1,753	14,258	16,011
85+ years	799	5,408	6,207
Race	47,834	133,592	181,426
White	28,611	94,719	123,330
Black	3,645	8,603	12,248
American Indian/Alaskan	229	564	793
Other	7,812	18,996	26,808
Unknown	7,537	10,710	18,247
Other race includes Asian, native Hawaiian/Pacific Islander, or other.			
Ethnicity	47,834	133,592	181,426
Hispanic	8,460	15,120	23,580
Non-Hispanic	23,571	86,120	109,691
Unknown	15,803	32,352	48,155
Gender	47,834	133,592	181,426
Female	24,625	75,881	100,506
Male	22,990	57,590	80,580
Unknown	219	121	340

COVID-19 doses administered for the past 2 weeks

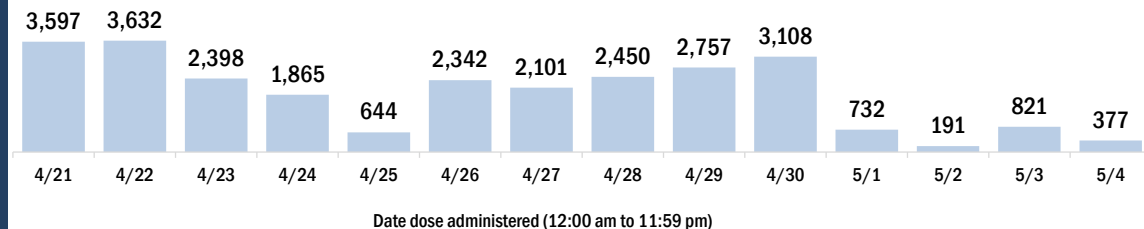


Persons vaccinated for COVID-19 for the past 2 weeks

Number of persons who received their first dose of a two-dose series of the COVID-19 vaccine



Number of persons who completed the COVID-19 vaccine series



COVID-19: St. Johns County vaccine summary

Vaccination data through May 4, 2021 as of May 5, 2021 at 12:05 AM

Data in this report are provisional and subject to change.

Data in this summary pertain to COVID-19 vaccines approved by the U.S. Food and Drug Administration and have been issued an Emergency Use Authorization (Janssen COVID-19 Vaccine, Moderna COVID-19 Vaccine and Pfizer-BioNTech COVID-19 Vaccine). These data summarize the number of people who have received either their first dose or have completed the series for a COVID-19 vaccine. **A person can only be counted in one category, first dose or series complete.** For persons receiving Moderna or Pfizer vaccines, once they receive their second dose, they are moved from the first dose column to the series completed column. **Because of this, the total first dose category may show a change from report to report not matching the total receiving their first dose from the previous day.** Persons receiving Johnson & Johnson vaccines will always be counted in the series completed column.

COVID-19 doses for vaccinated persons in Florida

Doses administered 225,834

People receiving one dose of a 1-dose series (Johnson & Johnson) or receiving only one dose of a 2-dose series (Moderna, Pfizer) count once. Persons receiving both doses of a 2-dose series count twice.

Current status of persons vaccinated for COVID-19 in Florida

Total people vaccinated 126,555

First dose 21,510

Series completed 105,045

Completed 1-dose series 5,766

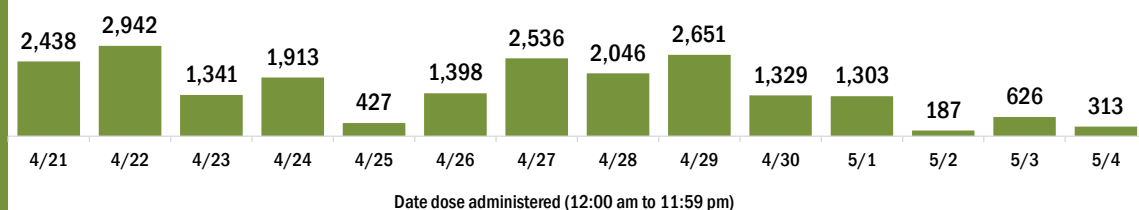
Completed 2-dose series 99,279

First dose: current number of people who have only received their first dose of the Moderna or Pfizer vaccine.

Series complete: current number of people who have received both Moderna or Pfizer vaccine doses or one Johnson & Johnson dose and are considered fully immunized.

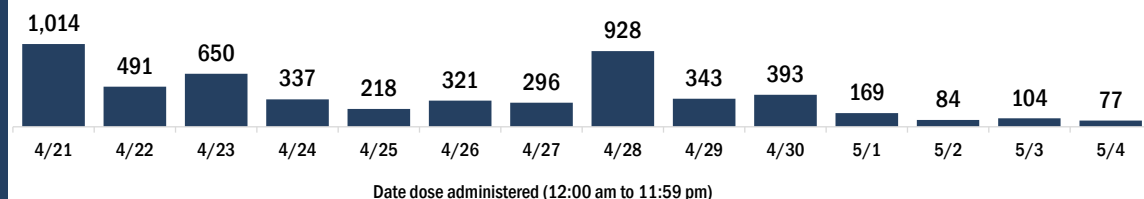
Demographic summary	First dose	Series complete	Total people vaccinated
Age group	21,510	105,045	126,555
16-24 years	3,718	4,348	8,066
25-34 years	2,825	5,339	8,164
35-44 years	3,999	12,300	16,299
45-54 years	3,672	15,654	19,326
55-64 years	3,327	21,771	25,098
65-74 years	2,276	28,093	30,369
75-84 years	1,182	13,630	14,812
85+ years	511	3,910	4,421
Race	21,510	105,045	126,555
White	13,399	79,165	92,564
Black	857	3,075	3,932
American Indian/Alaskan	68	294	362
Other	2,579	9,874	12,453
Unknown	4,607	12,637	17,244
Other race includes Asian, native Hawaiian/Pacific Islander, or other.			
Ethnicity	21,510	105,045	126,555
Hispanic	1,362	4,290	5,652
Non-Hispanic	11,498	70,343	81,841
Unknown	8,650	30,412	39,062
Gender	21,510	105,045	126,555
Female	11,174	58,198	69,372
Male	10,308	46,829	57,137
Unknown	28	18	46

COVID-19 doses administered for the past 2 weeks

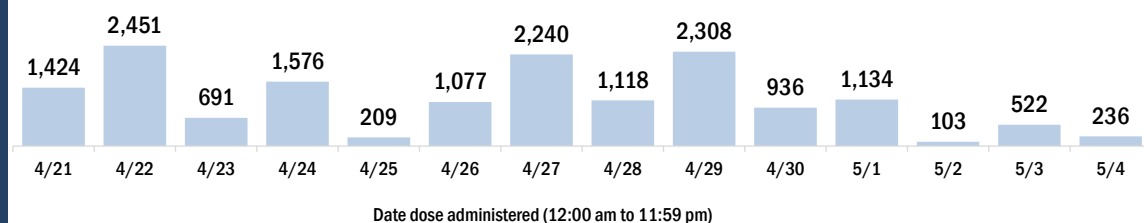


Persons vaccinated for COVID-19 for the past 2 weeks

Number of persons who received their first dose of a two-dose series of the COVID-19 vaccine



Number of persons who completed the COVID-19 vaccine series



COVID-19: St. Lucie County vaccine summary

Vaccination data through May 4, 2021 as of May 5, 2021 at 12:05 AM

Data in this report are provisional and subject to change.

Data in this summary pertain to COVID-19 vaccines approved by the U.S. Food and Drug Administration and have been issued an Emergency Use Authorization (Janssen COVID-19 Vaccine, Moderna COVID-19 Vaccine and Pfizer-BioNTech COVID-19 Vaccine). These data summarize the number of people who have received either their first dose or have completed the series for a COVID-19 vaccine. **A person can only be counted in one category, first dose or series complete.** For persons receiving Moderna or Pfizer vaccines, once they receive their second dose, they are moved from the first dose column to the series completed column. **Because of this, the total first dose category may show a change from report to report not matching the total receiving their first dose from the previous day.** Persons receiving Johnson & Johnson vaccines will always be counted in the series completed column.

COVID-19 doses for vaccinated persons in Florida

Doses administered 204,383

People receiving one dose of a 1-dose series (Johnson & Johnson) or receiving only one dose of a 2-dose series (Moderna, Pfizer) count once. Persons receiving both doses of a 2-dose series count twice.

Current status of persons vaccinated for COVID-19 in Florida

Total people vaccinated 122,664

First dose 36,949

Series completed 85,715

Completed 1-dose series 3,996

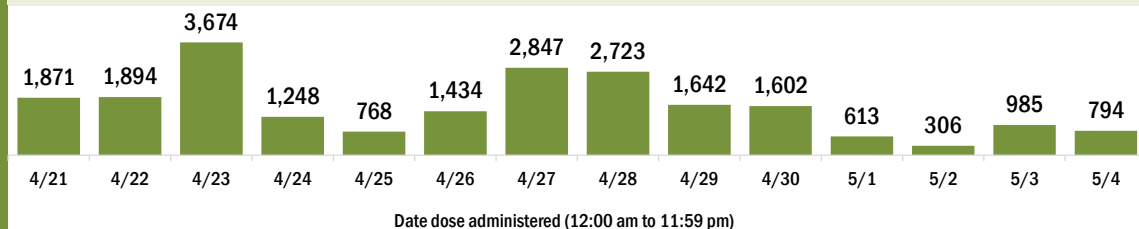
Completed 2-dose series 81,719

First dose: current number of people who have only received their first dose of the Moderna or Pfizer vaccine.

Series complete: current number of people who have received both Moderna or Pfizer vaccine doses or one Johnson & Johnson dose and are considered fully immunized.

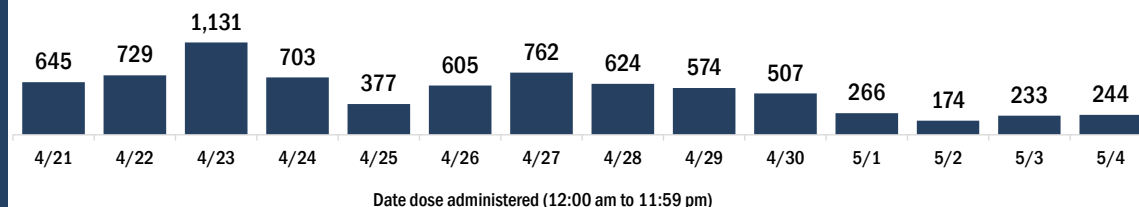
Demographic summary	First dose	Series complete	Total people vaccinated
Age group	36,949	85,715	122,664
16-24 years	3,412	1,778	5,190
25-34 years	3,694	3,037	6,731
35-44 years	4,718	5,085	9,803
45-54 years	5,809	9,070	14,879
55-64 years	7,796	17,643	25,439
65-74 years	6,539	28,199	34,738
75-84 years	3,706	16,050	19,756
85+ years	1,275	4,853	6,128
Race	36,949	85,715	122,664
White	22,428	56,133	78,561
Black	3,984	7,974	11,958
American Indian/Alaskan	195	385	580
Other	3,931	7,736	11,667
Unknown	6,411	13,487	19,898
Other race includes Asian, native Hawaiian/Pacific Islander, or other.			
Ethnicity	36,949	85,715	122,664
Hispanic	5,871	7,847	13,718
Non-Hispanic	17,272	48,508	65,780
Unknown	13,806	29,360	43,166
Gender	36,949	85,715	122,664
Female	19,514	48,716	68,230
Male	17,341	36,926	54,267
Unknown	94	73	167

COVID-19 doses administered for the past 2 weeks

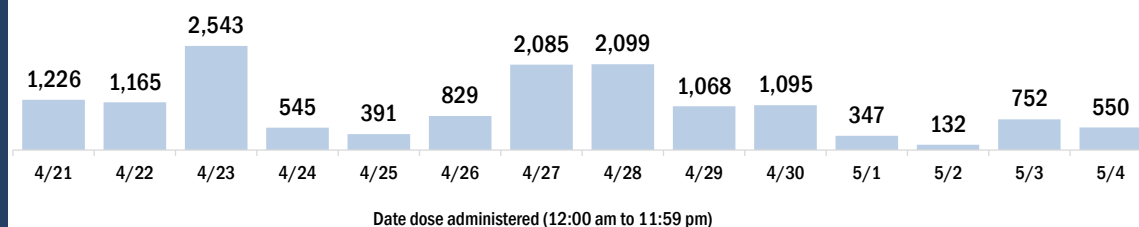


Persons vaccinated for COVID-19 for the past 2 weeks

Number of persons who received their first dose of a two-dose series of the COVID-19 vaccine



Number of persons who completed the COVID-19 vaccine series



COVID-19: Sumter County vaccine summary

Vaccination data through May 4, 2021 as of May 5, 2021 at 12:05 AM

Data in this report are provisional and subject to change.

Data in this summary pertain to COVID-19 vaccines approved by the U.S. Food and Drug Administration and have been issued an Emergency Use Authorization (Janssen COVID-19 Vaccine, Moderna COVID-19 Vaccine and Pfizer-BioNTech COVID-19 Vaccine). These data summarize the number of people who have received either their first dose or have completed the series for a COVID-19 vaccine. **A person can only be counted in one category, first dose or series complete.** For persons receiving Moderna or Pfizer vaccines, once they receive their second dose, they are moved from the first dose column to the series completed column. **Because of this, the total first dose category may show a change from report to report not matching the total receiving their first dose from the previous day.** Persons receiving Johnson & Johnson vaccines will always be counted in the series completed column.

COVID-19 doses for vaccinated persons in Florida

Doses administered 150,978

People receiving one dose of a 1-dose series (Johnson & Johnson) or receiving only one dose of a 2-dose series (Moderna, Pfizer) count once. Persons receiving both doses of a 2-dose series count twice.

Current status of persons vaccinated for COVID-19 in Florida

Total people vaccinated 83,876

First dose 12,534

Series completed 71,342

Completed 1-dose series 4,240

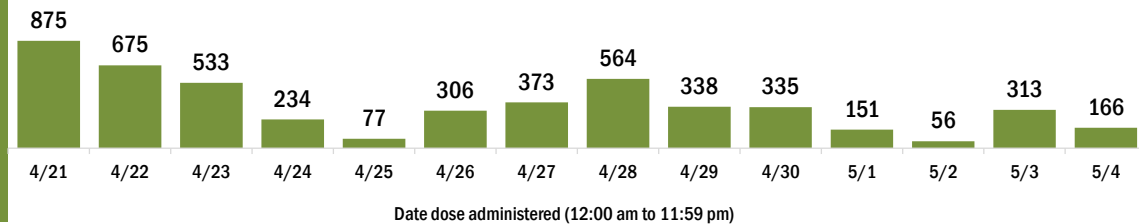
Completed 2-dose series 67,102

First dose: current number of people who have only received their first dose of the Moderna or Pfizer vaccine.

Series complete: current number of people who have received both Moderna or Pfizer vaccine doses or one Johnson & Johnson dose and are considered fully immunized.

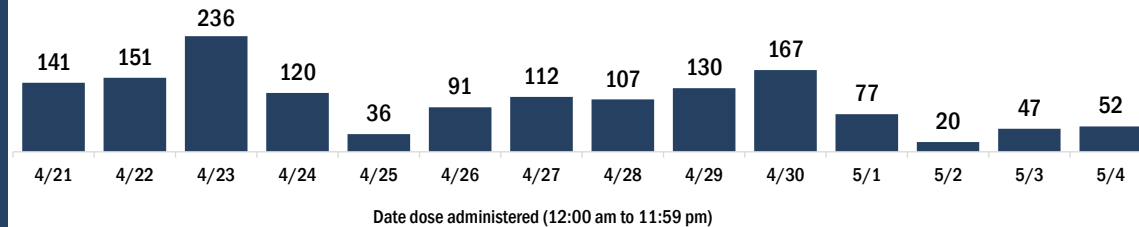
Demographic summary	First dose	Series complete	Total people vaccinated
Age group	12,534	71,342	83,876
16-24 years	342	193	535
25-34 years	605	366	971
35-44 years	817	600	1,417
45-54 years	1,177	1,478	2,655
55-64 years	2,679	8,222	10,901
65-74 years	3,645	33,718	37,363
75-84 years	2,631	22,909	25,540
85+ years	638	3,856	4,494
Race	12,534	71,342	83,876
White	9,296	60,172	69,468
Black	548	830	1,378
American Indian/Alaskan	31	153	184
Other	930	2,680	3,610
Unknown	1,729	7,507	9,236
Other race includes Asian, native Hawaiian/Pacific Islander, or other.			
Ethnicity	12,534	71,342	83,876
Hispanic	525	1,204	1,729
Non-Hispanic	7,962	47,812	55,774
Unknown	4,047	22,326	26,373
Gender	12,534	71,342	83,876
Female	6,475	39,832	46,307
Male	5,999	31,492	37,491
Unknown	60	18	78

COVID-19 doses administered for the past 2 weeks

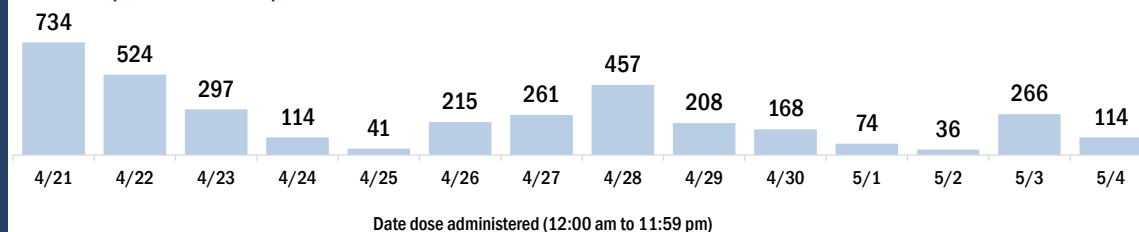


Persons vaccinated for COVID-19 for the past 2 weeks

Number of persons who received their first dose of a two-dose series of the COVID-19 vaccine



Number of persons who completed the COVID-19 vaccine series



COVID-19: Suwannee County vaccine summary

Vaccination data through May 4, 2021 as of May 5, 2021 at 12:05 AM

Data in this report are provisional and subject to change.

Data in this summary pertain to COVID-19 vaccines approved by the U.S. Food and Drug Administration and have been issued an Emergency Use Authorization (Janssen COVID-19 Vaccine, Moderna COVID-19 Vaccine and Pfizer-BioNTech COVID-19 Vaccine). These data summarize the number of people who have received either their first dose or have completed the series for a COVID-19 vaccine. **A person can only be counted in one category, first dose or series complete.** For persons receiving Moderna or Pfizer vaccines, once they receive their second dose, they are moved from the first dose column to the series completed column. **Because of this, the total first dose category may show a change from report to report not matching the total receiving their first dose from the previous day.** Persons receiving Johnson & Johnson vaccines will always be counted in the series completed column.

COVID-19 doses for vaccinated persons in Florida

Doses administered 17,647

People receiving one dose of a 1-dose series (Johnson & Johnson) or receiving only one dose of a 2-dose series (Moderna, Pfizer) count once. Persons receiving both doses of a 2-dose series count twice.

Current status of persons vaccinated for COVID-19 in Florida

Total people vaccinated 10,151

First dose 2,030

Series completed 8,121

Completed 1-dose series 625

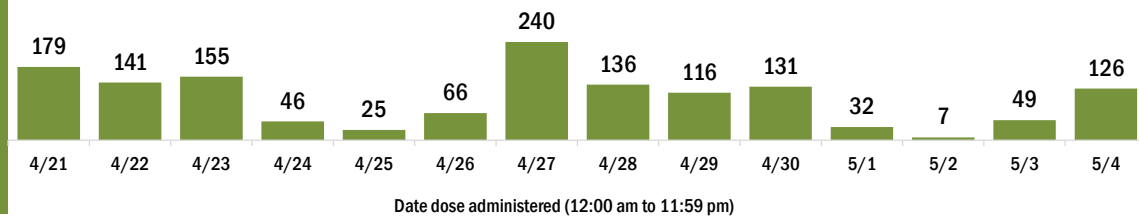
Completed 2-dose series 7,496

First dose: current number of people who have only received their first dose of the Moderna or Pfizer vaccine.

Series complete: current number of people who have received both Moderna or Pfizer vaccine doses or one Johnson & Johnson dose and are considered fully immunized.

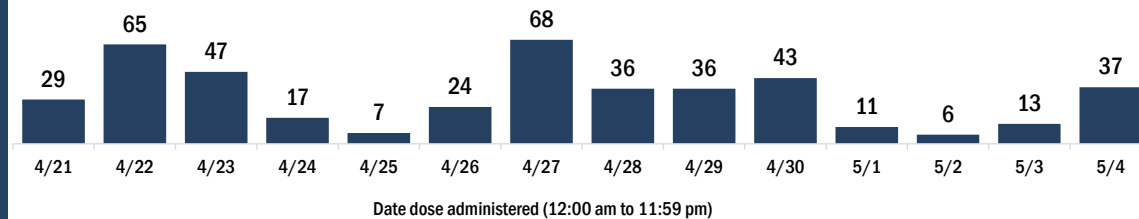
Demographic summary	First dose	Series complete	Total people vaccinated
Age group	2,030	8,121	10,151
16-24 years	179	147	326
25-34 years	238	216	454
35-44 years	279	389	668
45-54 years	328	682	1,010
55-64 years	520	1,707	2,227
65-74 years	254	2,739	2,993
75-84 years	169	1,680	1,849
85+ years	63	561	624
Race	2,030	8,121	10,151
White	1,236	5,668	6,904
Black	340	644	984
American Indian/Alaskan	6	10	16
Other	191	555	746
Unknown	257	1,244	1,501
Other race includes Asian, native Hawaiian/Pacific Islander, or other.			
Ethnicity	2,030	8,121	10,151
Hispanic	173	325	498
Non-Hispanic	1,176	4,421	5,597
Unknown	681	3,375	4,056
Gender	2,030	8,121	10,151
Female	891	4,683	5,574
Male	1,139	3,438	4,577
Unknown	0	0	0

COVID-19 doses administered for the past 2 weeks

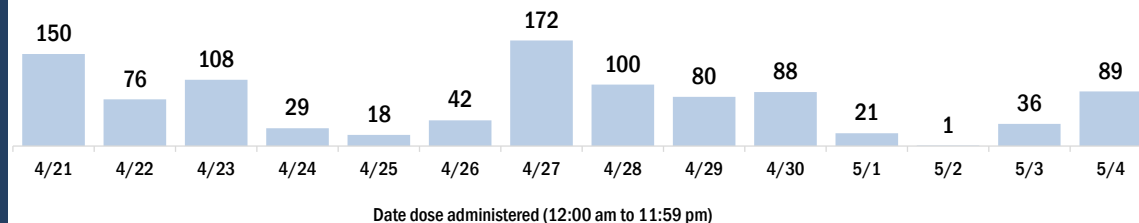


Persons vaccinated for COVID-19 for the past 2 weeks

Number of persons who received their first dose of a two-dose series of the COVID-19 vaccine



Number of persons who completed the COVID-19 vaccine series



COVID-19: Taylor County vaccine summary

Vaccination data through May 4, 2021 as of May 5, 2021 at 12:05 AM

Data in this report are provisional and subject to change.

Data in this summary pertain to COVID-19 vaccines approved by the U.S. Food and Drug Administration and have been issued an Emergency Use Authorization (Janssen COVID-19 Vaccine, Moderna COVID-19 Vaccine and Pfizer-BioNTech COVID-19 Vaccine). These data summarize the number of people who have received either their first dose or have completed the series for a COVID-19 vaccine. **A person can only be counted in one category, first dose or series complete.** For persons receiving Moderna or Pfizer vaccines, once they receive their second dose, they are moved from the first dose column to the series completed column. **Because of this, the total first dose category may show a change from report to report not matching the total receiving their first dose from the previous day.** Persons receiving Johnson & Johnson vaccines will always be counted in the series completed column.

COVID-19 doses for vaccinated persons in Florida

Doses administered 9,262

People receiving one dose of a 1-dose series (Johnson & Johnson) or receiving only one dose of a 2-dose series (Moderna, Pfizer) count once. Persons receiving both doses of a 2-dose series count twice.

Current status of persons vaccinated for COVID-19 in Florida

Total people vaccinated 5,642

First dose 1,735

Series completed 3,907

Completed 1-dose series 287

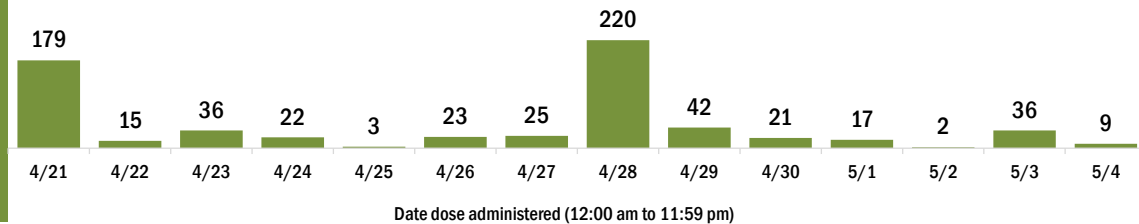
Completed 2-dose series 3,620

First dose: current number of people who have only received their first dose of the Moderna or Pfizer vaccine.

Series complete: current number of people who have received both Moderna or Pfizer vaccine doses or one Johnson & Johnson dose and are considered fully immunized.

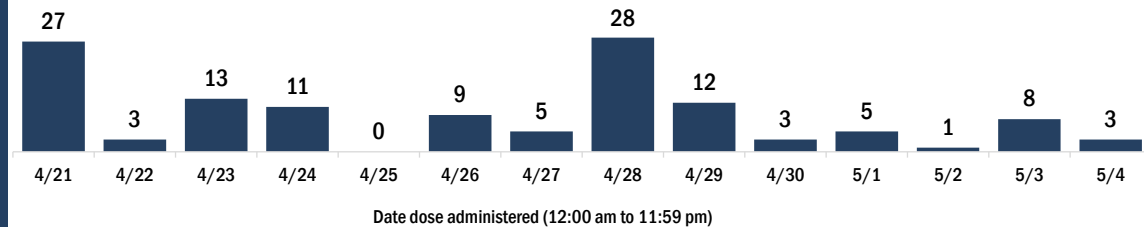
Demographic summary	First dose	Series complete	Total people vaccinated
Age group	1,735	3,907	5,642
16-24 years	55	58	113
25-34 years	148	111	259
35-44 years	232	166	398
45-54 years	265	337	602
55-64 years	428	871	1,299
65-74 years	384	1,373	1,757
75-84 years	171	776	947
85+ years	52	215	267
Race	1,735	3,907	5,642
White	1,142	2,918	4,060
Black	344	467	811
American Indian/Alaskan	10	35	45
Other	102	248	350
Unknown	137	239	376
Other race includes Asian, native Hawaiian/Pacific Islander, or other.			
Ethnicity	1,735	3,907	5,642
Hispanic	37	66	103
Non-Hispanic	888	2,582	3,470
Unknown	810	1,259	2,069
Gender	1,735	3,907	5,642
Female	716	2,159	2,875
Male	1,017	1,748	2,765
Unknown	2	0	2

COVID-19 doses administered for the past 2 weeks

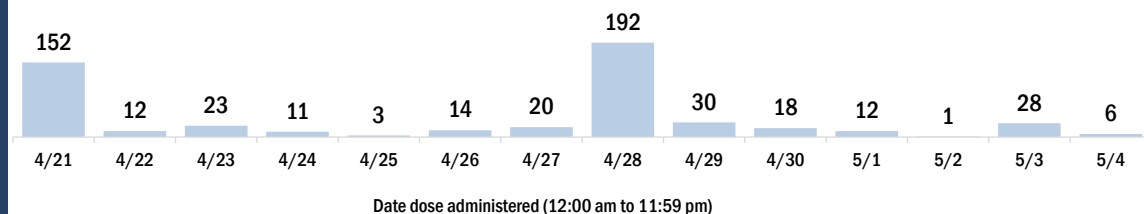


Persons vaccinated for COVID-19 for the past 2 weeks

Number of persons who received their first dose of a two-dose series of the COVID-19 vaccine



Number of persons who completed the COVID-19 vaccine series



COVID-19: Union County vaccine summary

Vaccination data through May 4, 2021 as of May 5, 2021 at 12:05 AM

Data in this report are provisional and subject to change.

Data in this summary pertain to COVID-19 vaccines approved by the U.S. Food and Drug Administration and have been issued an Emergency Use Authorization (Janssen COVID-19 Vaccine, Moderna COVID-19 Vaccine and Pfizer-BioNTech COVID-19 Vaccine). These data summarize the number of people who have received either their first dose or have completed the series for a COVID-19 vaccine. **A person can only be counted in one category, first dose or series complete.** For persons receiving Moderna or Pfizer vaccines, once they receive their second dose, they are moved from the first dose column to the series completed column. **Because of this, the total first dose category may show a change from report to report not matching the total receiving their first dose from the previous day.** Persons receiving Johnson & Johnson vaccines will always be counted in the series completed column.

COVID-19 doses for vaccinated persons in Florida

Doses administered 6,499

People receiving one dose of a 1-dose series (Johnson & Johnson) or receiving only one dose of a 2-dose series (Moderna, Pfizer) count once. Persons receiving both doses of a 2-dose series count twice.

Current status of persons vaccinated for COVID-19 in Florida

Total people vaccinated 4,645

First dose 2,675

Series completed 1,970

Completed 1-dose series 116

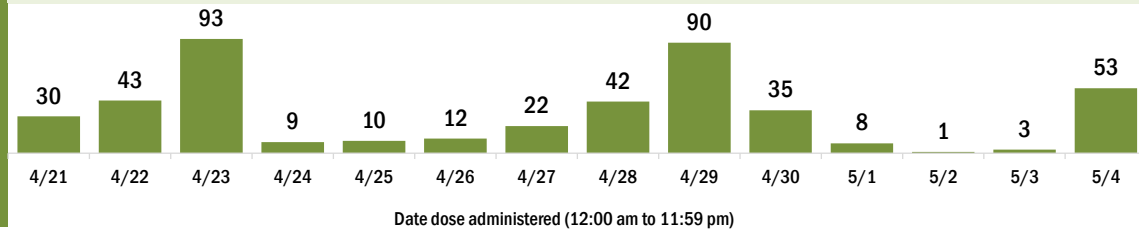
Completed 2-dose series 1,854

First dose: current number of people who have only received their first dose of the Moderna or Pfizer vaccine.

Series complete: current number of people who have received both Moderna or Pfizer vaccine doses or one Johnson & Johnson dose and are considered fully immunized.

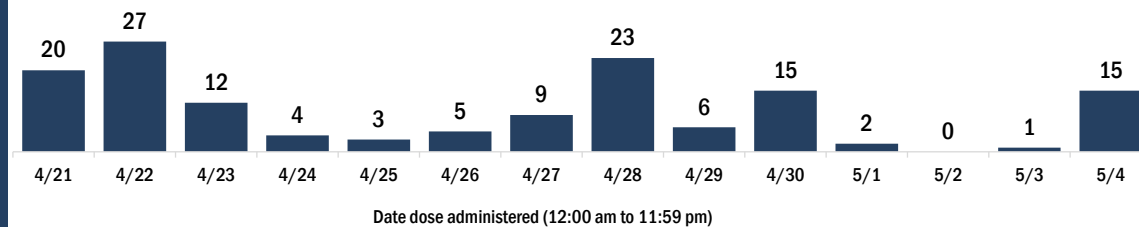
Demographic summary	First dose	Series complete	Total people vaccinated
Age group	2,675	1,970	4,645
16-24 years	68	46	114
25-34 years	154	93	247
35-44 years	305	102	407
45-54 years	439	187	626
55-64 years	938	430	1,368
65-74 years	622	637	1,259
75-84 years	133	370	503
85+ years	16	105	121
Race	2,675	1,970	4,645
White	1,726	1,589	3,315
Black	802	193	995
American Indian/Alaskan	5	17	22
Other	100	128	228
Unknown	42	43	85
Other race includes Asian, native Hawaiian/Pacific Islander, or other.			
Ethnicity	2,675	1,970	4,645
Hispanic	103	49	152
Non-Hispanic	2,390	1,793	4,183
Unknown	182	128	310
Gender	2,675	1,970	4,645
Female	219	1,137	1,356
Male	2,451	833	3,284
Unknown	5	0	5

COVID-19 doses administered for the past 2 weeks

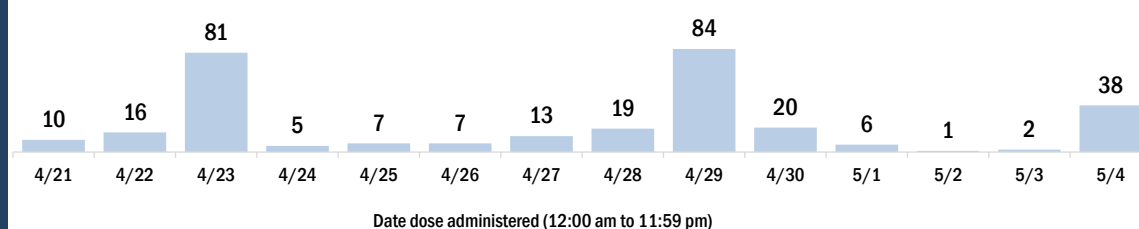


Persons vaccinated for COVID-19 for the past 2 weeks

Number of persons who received their first dose of a two-dose series of the COVID-19 vaccine



Number of persons who completed the COVID-19 vaccine series



COVID-19: Volusia County vaccine summary

Vaccination data through May 4, 2021 as of May 5, 2021 at 12:05 AM

Data in this report are provisional and subject to change.

Data in this summary pertain to COVID-19 vaccines approved by the U.S. Food and Drug Administration and have been issued an Emergency Use Authorization (Janssen COVID-19 Vaccine, Moderna COVID-19 Vaccine and Pfizer-BioNTech COVID-19 Vaccine). These data summarize the number of people who have received either their first dose or have completed the series for a COVID-19 vaccine. **A person can only be counted in one category, first dose or series complete.** For persons receiving Moderna or Pfizer vaccines, once they receive their second dose, they are moved from the first dose column to the series completed column. **Because of this, the total first dose category may show a change from report to report not matching the total receiving their first dose from the previous day.** Persons receiving Johnson & Johnson vaccines will always be counted in the series completed column.

COVID-19 doses for vaccinated persons in Florida

Doses administered 357,690

People receiving one dose of a 1-dose series (Johnson & Johnson) or receiving only one dose of a 2-dose series (Moderna, Pfizer) count once. Persons receiving both doses of a 2-dose series count twice.

Current status of persons vaccinated for COVID-19 in Florida

Total people vaccinated 217,399

First dose 58,423

Series completed 158,976

Completed 1-dose series 18,685

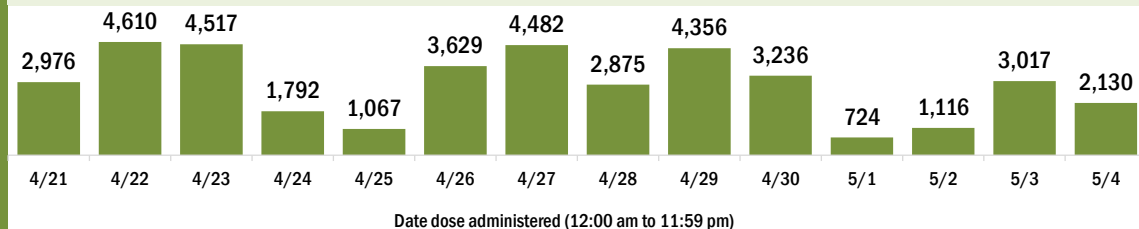
Completed 2-dose series 140,291

First dose: current number of people who have only received their first dose of the Moderna or Pfizer vaccine.

Series complete: current number of people who have received both Moderna or Pfizer vaccine doses or one Johnson & Johnson dose and are considered fully immunized.

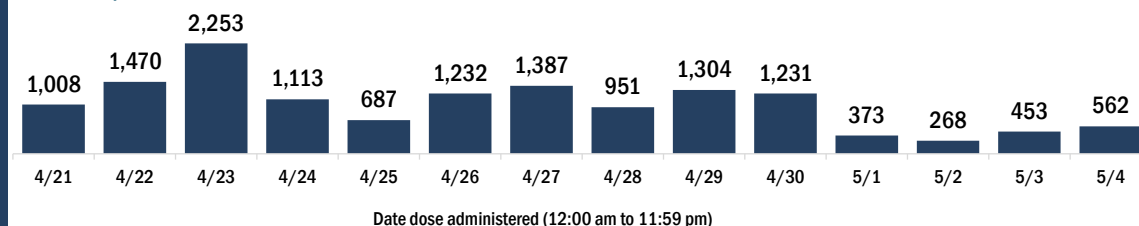
Demographic summary	First dose	Series complete	Total people vaccinated
Age group	58,423	158,976	217,399
16-24 years	6,723	3,890	10,613
25-34 years	6,536	5,941	12,477
35-44 years	7,249	9,038	16,287
45-54 years	8,720	16,117	24,837
55-64 years	12,856	33,131	45,987
65-74 years	9,850	51,780	61,630
75-84 years	4,747	29,020	33,767
85+ years	1,742	10,059	11,801
Race	58,423	158,976	217,399
White	36,752	106,050	142,802
Black	3,651	7,198	10,849
American Indian/Alaskan	210	524	734
Other	6,493	17,490	23,983
Unknown	11,317	27,714	39,031
Other race includes Asian, native Hawaiian/Pacific Islander, or other.			
Ethnicity	58,423	158,976	217,399
Hispanic	6,823	9,171	15,994
Non-Hispanic	29,693	83,640	113,333
Unknown	21,907	66,165	88,072
Gender	58,423	158,976	217,399
Female	29,692	90,052	119,744
Male	27,573	66,407	93,980
Unknown	1,158	2,517	3,675

COVID-19 doses administered for the past 2 weeks

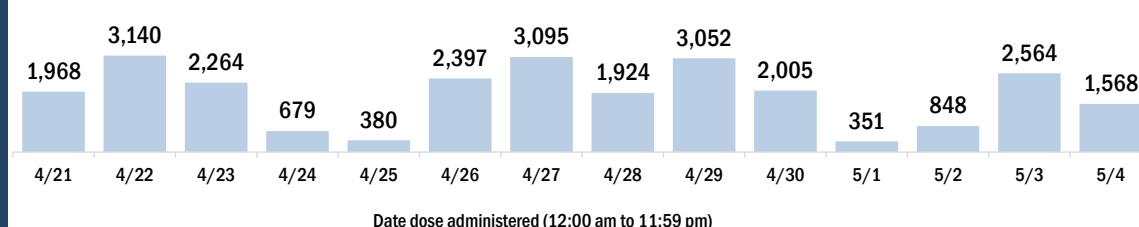


Persons vaccinated for COVID-19 for the past 2 weeks

Number of persons who received their first dose of a two-dose series of the COVID-19 vaccine



Number of persons who completed the COVID-19 vaccine series



COVID-19: Wakulla County vaccine summary

Vaccination data through May 4, 2021 as of May 5, 2021 at 12:05 AM

Data in this report are provisional and subject to change.

Data in this summary pertain to COVID-19 vaccines approved by the U.S. Food and Drug Administration and have been issued an Emergency Use Authorization (Janssen COVID-19 Vaccine, Moderna COVID-19 Vaccine and Pfizer-BioNTech COVID-19 Vaccine). These data summarize the number of people who have received either their first dose or have completed the series for a COVID-19 vaccine. **A person can only be counted in one category, first dose or series complete.** For persons receiving Moderna or Pfizer vaccines, once they receive their second dose, they are moved from the first dose column to the series completed column. **Because of this, the total first dose category may show a change from report to report not matching the total receiving their first dose from the previous day.** Persons receiving Johnson & Johnson vaccines will always be counted in the series completed column.

COVID-19 doses for vaccinated persons in Florida

Doses administered 18,121

People receiving one dose of a 1-dose series (Johnson & Johnson) or receiving only one dose of a 2-dose series (Moderna, Pfizer) count once. Persons receiving both doses of a 2-dose series count twice.

Current status of persons vaccinated for COVID-19 in Florida

Total people vaccinated 10,844

First dose 3,066

Series completed 7,778

Completed 1-dose series 501

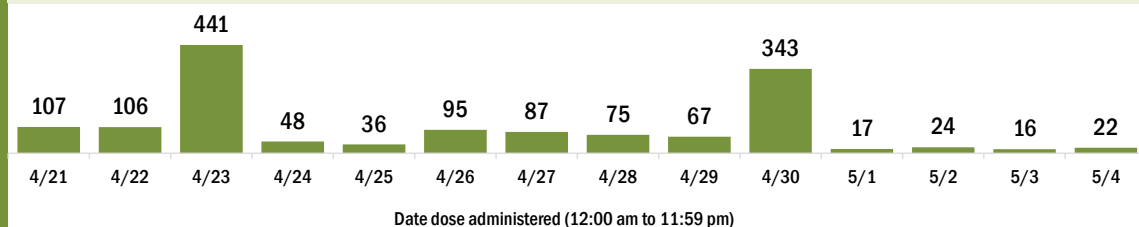
Completed 2-dose series 7,277

First dose: current number of people who have only received their first dose of the Moderna or Pfizer vaccine.

Series complete: current number of people who have received both Moderna or Pfizer vaccine doses or one Johnson & Johnson dose and are considered fully immunized.

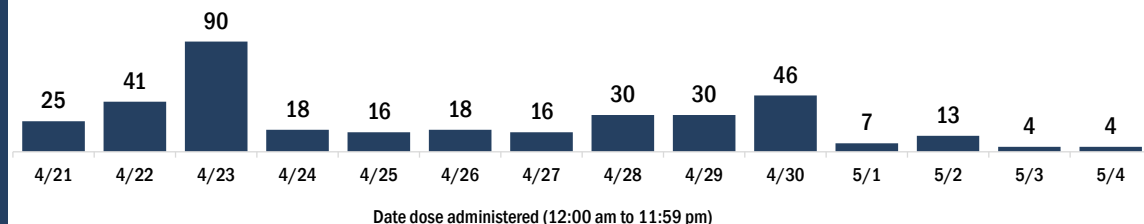
Demographic summary	First dose	Series complete	Total people vaccinated
Age group	3,066	7,778	10,844
16-24 years	235	176	411
25-34 years	411	352	763
35-44 years	509	612	1,121
45-54 years	582	981	1,563
55-64 years	650	1,758	2,408
65-74 years	422	2,483	2,905
75-84 years	194	1,146	1,340
85+ years	63	270	333
Race	3,066	7,778	10,844
White	2,187	5,781	7,968
Black	529	575	1,104
American Indian/Alaskan	8	36	44
Other	159	980	1,139
Unknown	183	406	589
Other race includes Asian, native Hawaiian/Pacific Islander, or other.			
Ethnicity	3,066	7,778	10,844
Hispanic	63	154	217
Non-Hispanic	1,623	6,206	7,829
Unknown	1,380	1,418	2,798
Gender	3,066	7,778	10,844
Female	1,177	4,348	5,525
Male	1,888	3,429	5,317
Unknown	1	1	2

COVID-19 doses administered for the past 2 weeks

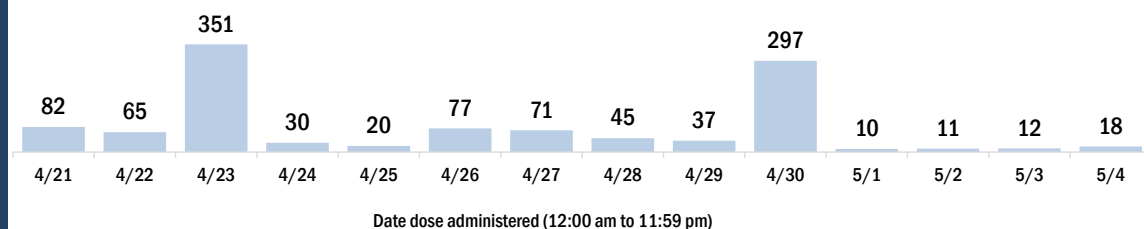


Persons vaccinated for COVID-19 for the past 2 weeks

Number of persons who received their first dose of a two-dose series of the COVID-19 vaccine



Number of persons who completed the COVID-19 vaccine series



COVID-19: Walton County vaccine summary

Vaccination data through May 4, 2021 as of May 5, 2021 at 12:05 AM

Data in this report are provisional and subject to change.

Data in this summary pertain to COVID-19 vaccines approved by the U.S. Food and Drug Administration and have been issued an Emergency Use Authorization (Janssen COVID-19 Vaccine, Moderna COVID-19 Vaccine and Pfizer-BioNTech COVID-19 Vaccine). These data summarize the number of people who have received either their first dose or have completed the series for a COVID-19 vaccine. **A person can only be counted in one category, first dose or series complete.** For persons receiving Moderna or Pfizer vaccines, once they receive their second dose, they are moved from the first dose column to the series completed column. **Because of this, the total first dose category may show a change from report to report not matching the total receiving their first dose from the previous day.** Persons receiving Johnson & Johnson vaccines will always be counted in the series completed column.

COVID-19 doses for vaccinated persons in Florida

Doses administered 39,681

People receiving one dose of a 1-dose series (Johnson & Johnson) or receiving only one dose of a 2-dose series (Moderna, Pfizer) count once. Persons receiving both doses of a 2-dose series count twice.

Current status of persons vaccinated for COVID-19 in Florida

Total people vaccinated 23,795

First dose 6,736

Series completed 17,059

Completed 1-dose series 1,173

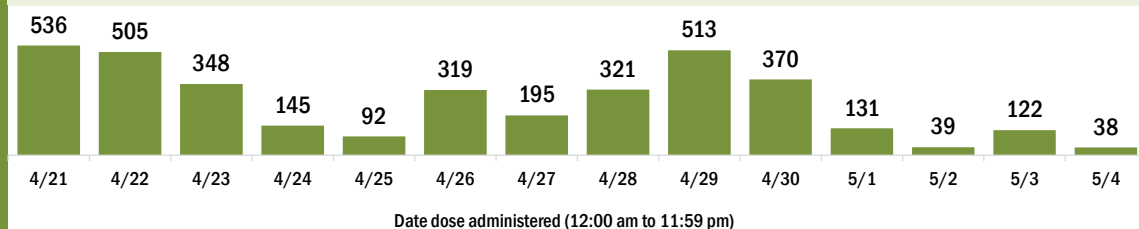
Completed 2-dose series 15,886

First dose: current number of people who have only received their first dose of the Moderna or Pfizer vaccine.

Series complete: current number of people who have received both Moderna or Pfizer vaccine doses or one Johnson & Johnson dose and are considered fully immunized.

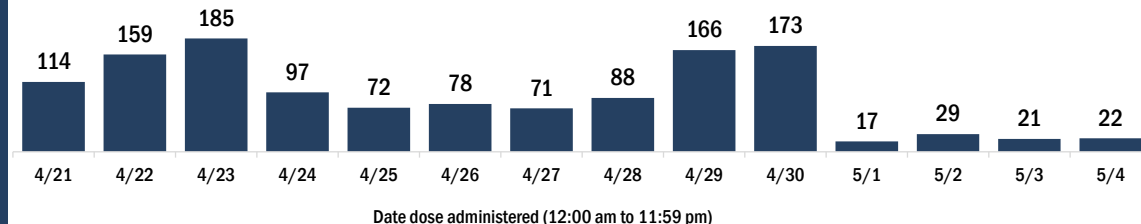
Demographic summary	First dose	Series complete	Total people vaccinated
Age group	6,736	17,059	23,795
16-24 years	512	255	767
25-34 years	713	521	1,234
35-44 years	974	1,135	2,109
45-54 years	1,115	1,841	2,956
55-64 years	1,517	4,078	5,595
65-74 years	1,232	5,988	7,220
75-84 years	537	2,543	3,080
85+ years	136	698	834
Race	6,736	17,059	23,795
White	4,840	12,843	17,683
Black	321	305	626
American Indian/Alaskan	23	65	88
Other	479	785	1,264
Unknown	1,073	3,061	4,134
Other race includes Asian, native Hawaiian/Pacific Islander, or other.			
Ethnicity	6,736	17,059	23,795
Hispanic	411	407	818
Non-Hispanic	4,270	11,179	15,449
Unknown	2,055	5,473	7,528
Gender	6,736	17,059	23,795
Female	3,332	9,332	12,664
Male	3,402	7,725	11,127
Unknown	2	2	4

COVID-19 doses administered for the past 2 weeks

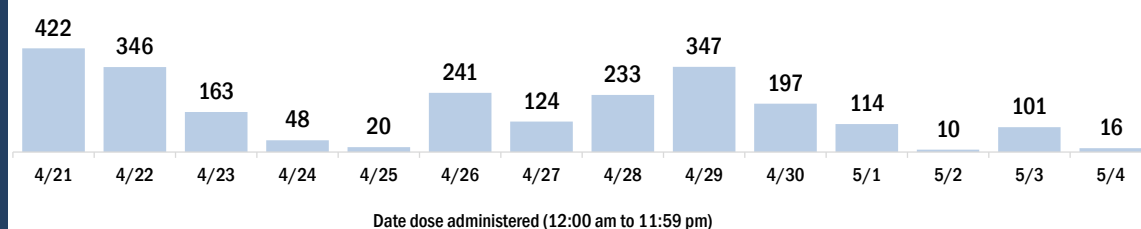


Persons vaccinated for COVID-19 for the past 2 weeks

Number of persons who received their first dose of a two-dose series of the COVID-19 vaccine



Number of persons who completed the COVID-19 vaccine series



COVID-19: Washington County vaccine summary

Vaccination data through May 4, 2021 as of May 5, 2021 at 12:05 AM

Data in this report are provisional and subject to change.

Data in this summary pertain to COVID-19 vaccines approved by the U.S. Food and Drug Administration and have been issued an Emergency Use Authorization (Janssen COVID-19 Vaccine, Moderna COVID-19 Vaccine and Pfizer-BioNTech COVID-19 Vaccine). These data summarize the number of people who have received either their first dose or have completed the series for a COVID-19 vaccine. **A person can only be counted in one category, first dose or series complete.** For persons receiving Moderna or Pfizer vaccines, once they receive their second dose, they are moved from the first dose column to the series completed column. **Because of this, the total first dose category may show a change from report to report not matching the total receiving their first dose from the previous day.** Persons receiving Johnson & Johnson vaccines will always be counted in the series completed column.

COVID-19 doses for vaccinated persons in Florida

Doses administered 9,203

People receiving one dose of a 1-dose series (Johnson & Johnson) or receiving only one dose of a 2-dose series (Moderna, Pfizer) count once. Persons receiving both doses of a 2-dose series count twice.

Current status of persons vaccinated for COVID-19 in Florida

Total people vaccinated 5,463

First dose 1,375

Series completed 4,088

Completed 1-dose series 348

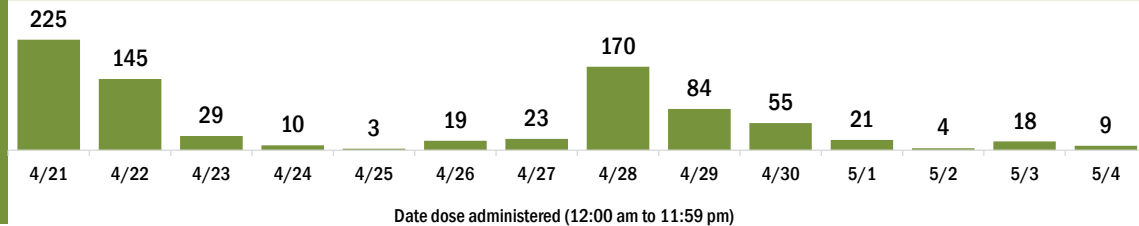
Completed 2-dose series 3,740

First dose: current number of people who have only received their first dose of the Moderna or Pfizer vaccine.

Series complete: current number of people who have received both Moderna or Pfizer vaccine doses or one Johnson & Johnson dose and are considered fully immunized.

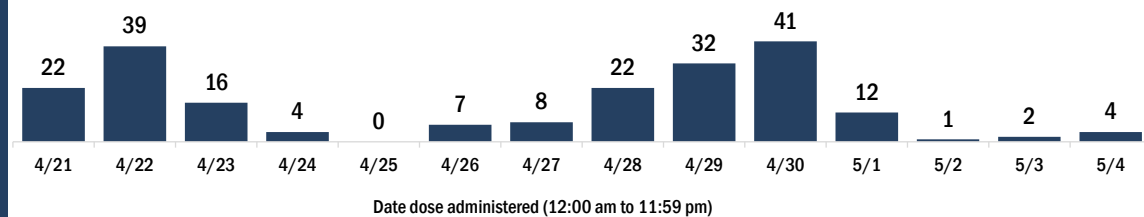
Demographic summary	First dose	Series complete	Total people vaccinated
Age group	1,375	4,088	5,463
16-24 years	83	42	125
25-34 years	174	112	286
35-44 years	254	204	458
45-54 years	271	422	693
55-64 years	349	970	1,319
65-74 years	144	1,339	1,483
75-84 years	68	751	819
85+ years	32	248	280
Race	1,375	4,088	5,463
White	742	3,200	3,942
Black	168	425	593
American Indian/Alaskan	15	49	64
Other	49	191	240
Unknown	401	223	624
Other race includes Asian, native Hawaiian/Pacific Islander, or other.			
Ethnicity	1,375	4,088	5,463
Hispanic	50	73	123
Non-Hispanic	1,086	3,307	4,393
Unknown	239	708	947
Gender	1,375	4,088	5,463
Female	464	2,262	2,726
Male	910	1,826	2,736
Unknown	1	0	1

COVID-19 doses administered for the past 2 weeks



Persons vaccinated for COVID-19 for the past 2 weeks

Number of persons who received their first dose of a two-dose series of the COVID-19 vaccine



Number of persons who completed the COVID-19 vaccine series

