

# COVID-19: Florida vaccine summary

Vaccination data through May 3, 2021 as of May 4, 2021 at 12:05 AM

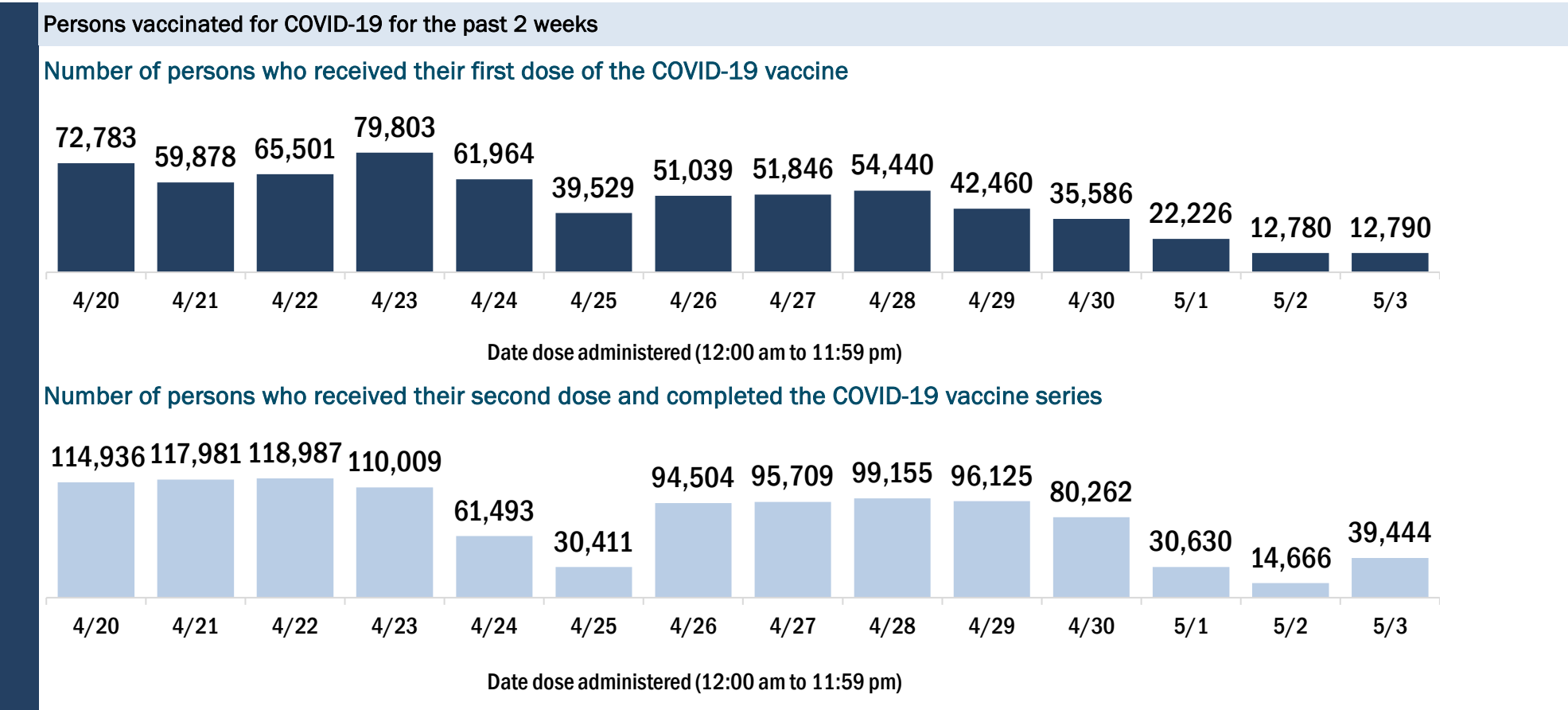
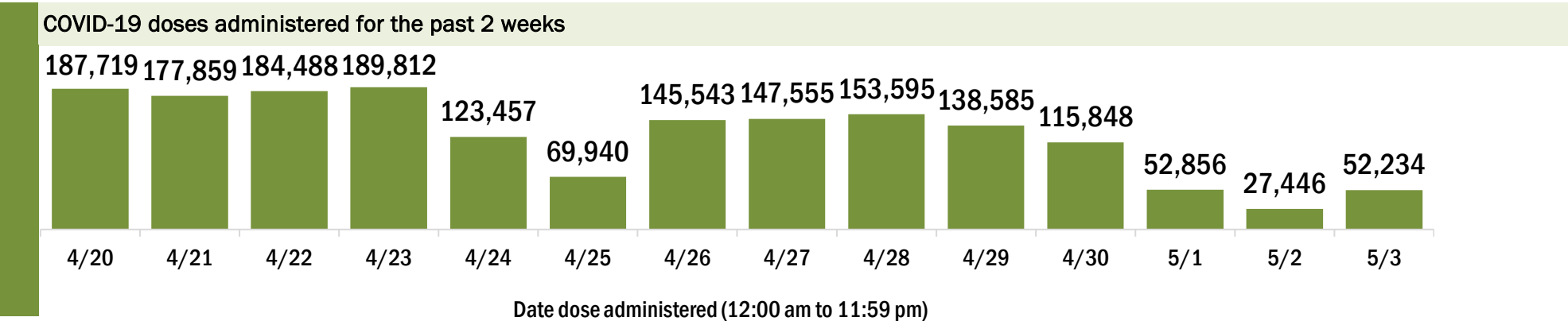
Data in this report are provisional and subject to change. Data are based on county of residence.

Data in this summary pertain to COVID-19 vaccines approved by the U.S. Food and Drug Administration and have been issued an Emergency Use Authorization (Janssen COVID-19 Vaccine, Moderna COVID-19 Vaccine and Pfizer-BioNTech COVID-19 Vaccine). These data summarize the number of people who have received either their first dose or have completed the series for a COVID-19 vaccine. **A person can only be counted in one category, first dose or series complete.** For persons receiving Moderna or Pfizer vaccines, once they receive their second dose, they are moved from the first dose column to the series completed column. **Because of this, the total first dose category may show a change from report to report not matching the total receiving their first dose from the previous day.** Persons receiving Johnson & Johnson vaccines will always be counted in the series completed column.

COVID-19 doses for vaccinated persons in Florida	
Doses administered	14,815,858
People receiving one dose of a 1-dose series (Johnson & Johnson) or receiving only one dose of a 2-dose series (Moderna, Pfizer) count once. Persons receiving both doses of a 2-dose series count twice.	

Current status of persons vaccinated for COVID-19 in Florida	
Total people vaccinated	8,959,355
First dose	2,538,877
Series completed	6,420,478
Completed 1-dose series	563,975
Completed 2-dose series	5,856,503
First dose: current number of people who have only received their first dose of the Moderna or Pfizer vaccine.	
Series complete: current number of people who have received both Moderna or Pfizer vaccine doses or one Johnson & Johnson dose and are considered fully immunized.	

Demographic summary	First dose	Series complete	Total people vaccinated
Age group	2,538,877	6,420,478	8,959,355
16-24 years	307,428	214,705	522,133
25-34 years	363,701	383,064	746,765
35-44 years	393,799	565,528	959,327
45-54 years	404,800	848,740	1,253,540
55-64 years	439,438	1,335,836	1,775,274
65-74 years	348,659	1,745,050	2,093,709
75-84 years	199,311	997,880	1,197,191
85+ years	81,741	329,675	411,416
Race	2,538,877	6,420,478	8,959,355
White	1,579,982	4,412,656	5,992,638
Black	196,408	423,804	620,212
American Indian/Alaskan	11,027	21,633	32,660
Other	304,442	658,463	962,905
Unknown	447,018	903,922	1,350,940
Other race includes Asian, native Hawaiian/Pacific Islander, or other.			
Ethnicity	2,538,877	6,420,478	8,959,355
Hispanic	552,050	901,826	1,453,876
Non-Hispanic	1,100,403	3,460,097	4,560,500
Unknown	886,424	2,058,555	2,944,979
Gender	2,538,877	6,420,478	8,959,355
Female	1,319,768	3,603,675	4,923,443
Male	1,206,616	2,807,025	4,013,641
Unknown	12,493	9,778	22,271



# COVID-19: Alachua County vaccine summary

Vaccination data through May 3, 2021 as of May 4, 2021 at 12:05 AM

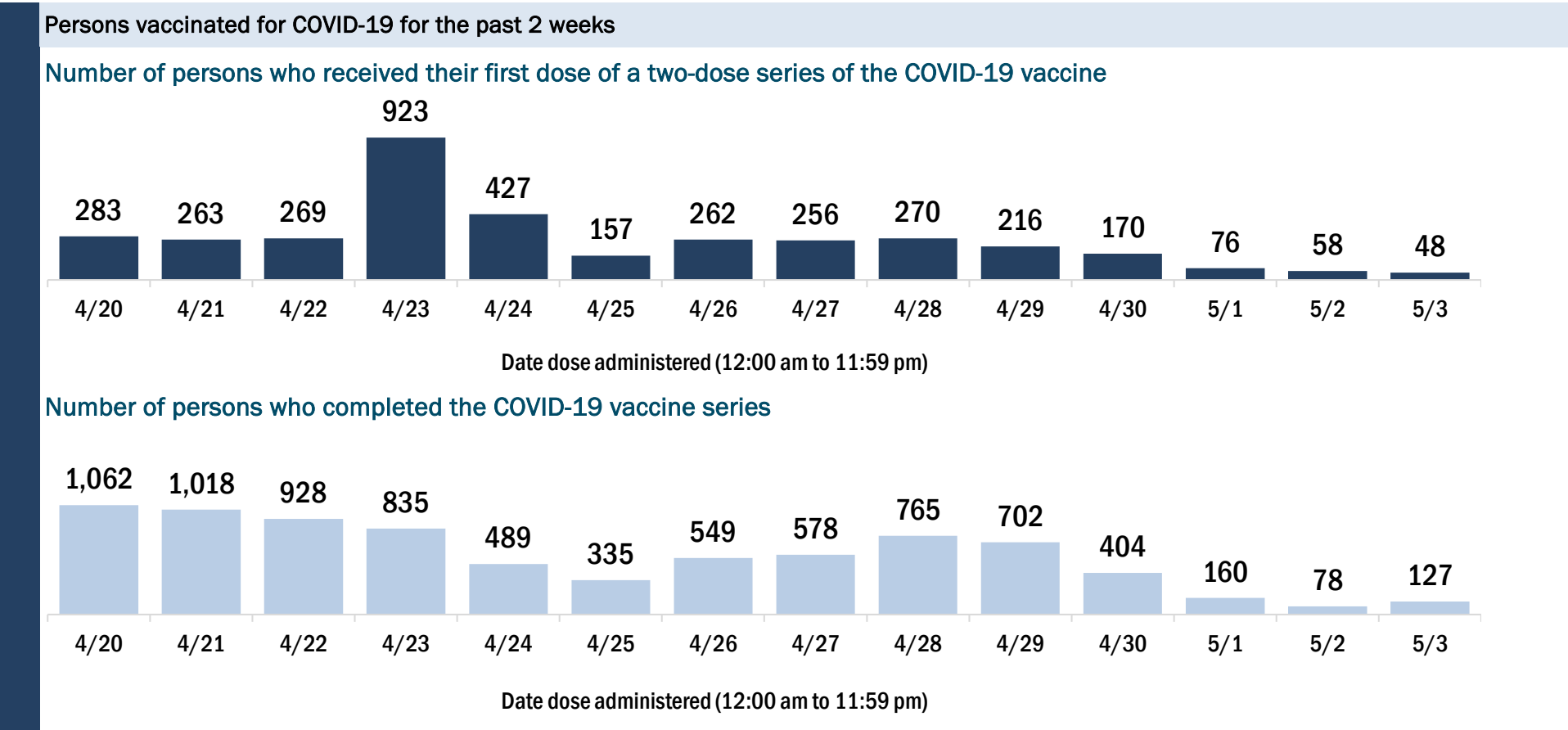
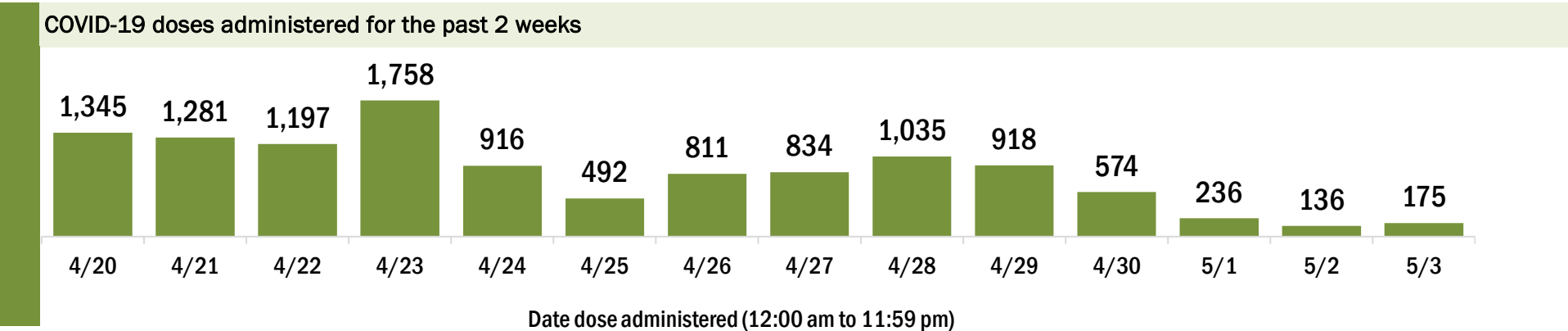
Data in this report are provisional and subject to change.

Data in this summary pertain to COVID-19 vaccines approved by the U.S. Food and Drug Administration and have been issued an Emergency Use Authorization (Janssen COVID-19 Vaccine, Moderna COVID-19 Vaccine and Pfizer-BioNTech COVID-19 Vaccine). These data summarize the number of people who have received either their first dose or have completed the series for a COVID-19 vaccine. **A person can only be counted in one category, first dose or series complete.** For persons receiving Moderna or Pfizer vaccines, once they receive their second dose, they are moved from the first dose column to the series completed column. **Because of this, the total first dose category may show a change from report to report not matching the total receiving their first dose from the previous day.** Persons receiving Johnson & Johnson vaccines will always be counted in the series completed column.

COVID-19 doses for vaccinated persons in Florida	
Doses administered	198,799
People receiving one dose of a 1-dose series (Johnson & Johnson) or receiving only one dose of a 2-dose series (Moderna, Pfizer) count once. Persons receiving both doses of a 2-dose series count twice.	

Current status of persons vaccinated for COVID-19 in Florida	
Total people vaccinated	117,908
First dose	32,641
Series completed	85,267
Completed 1-dose series	4,376
Completed 2-dose series	80,891
First dose: current number of people who have only received their first dose of the Moderna or Pfizer vaccine.	
Series complete: current number of people who have received both Moderna or Pfizer vaccine doses or one Johnson & Johnson dose and are considered fully immunized.	

Demographic summary	First dose	Series complete	Total people vaccinated
Age group	32,641	85,267	117,908
16-24 years	11,352	7,700	19,052
25-34 years	6,890	12,000	18,890
35-44 years	4,705	10,007	14,712
45-54 years	3,432	10,463	13,895
55-64 years	3,443	14,458	17,901
65-74 years	1,640	18,273	19,913
75-84 years	788	9,065	9,853
85+ years	391	3,301	3,692
Race	32,641	85,267	117,908
White	20,701	59,693	80,394
Black	3,690	8,362	12,052
American Indian/Alaskan	122	270	392
Other	5,775	12,691	18,466
Unknown	2,353	4,251	6,604
Other race includes Asian, native Hawaiian/Pacific Islander, or other.			
Ethnicity	32,641	85,267	117,908
Hispanic	4,609	6,207	10,816
Non-Hispanic	20,705	57,937	78,642
Unknown	7,327	21,123	28,450
Gender	32,641	85,267	117,908
Female	16,880	49,642	66,522
Male	15,706	35,585	51,291
Unknown	55	40	95



# COVID-19: Baker County vaccine summary

Vaccination data through May 3, 2021 as of May 4, 2021 at 12:05 AM

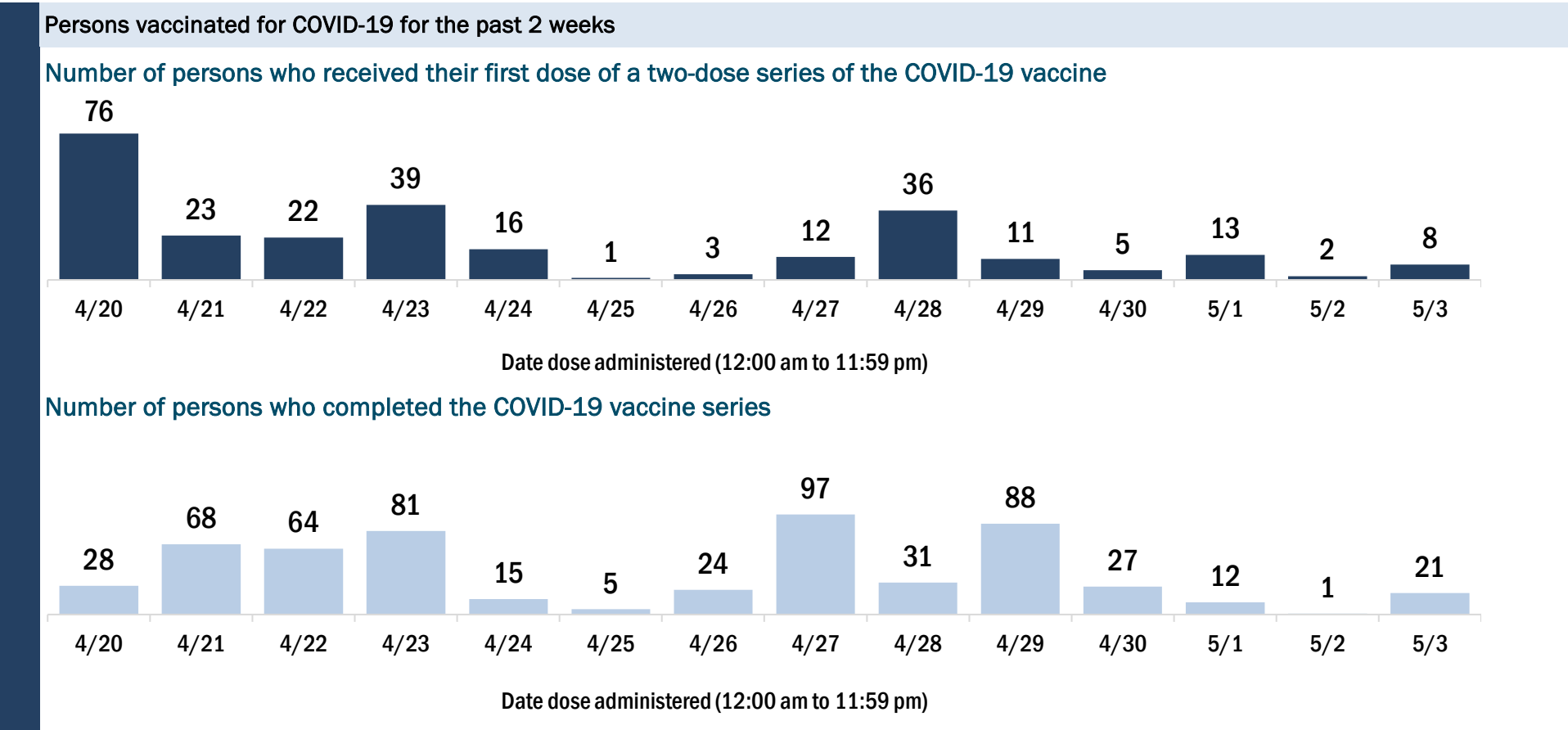
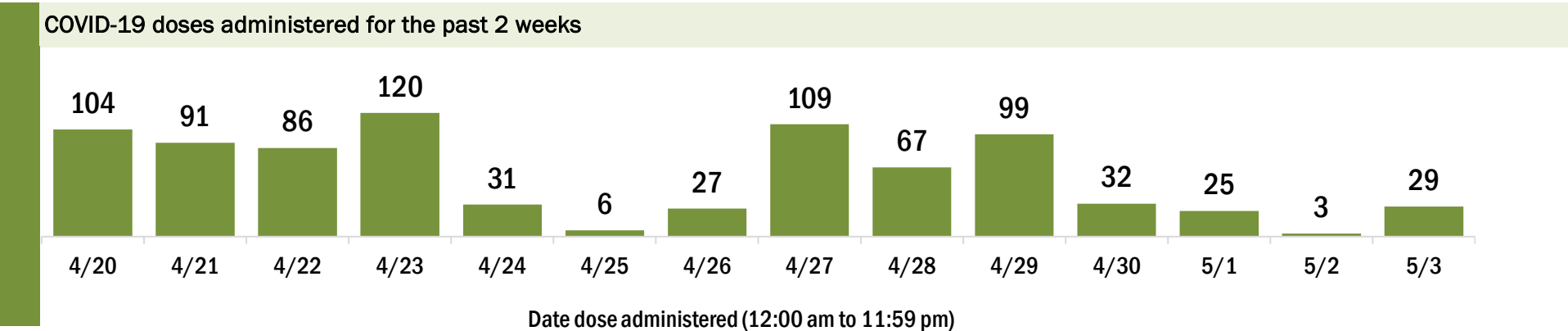
Data in this report are provisional and subject to change.

Data in this summary pertain to COVID-19 vaccines approved by the U.S. Food and Drug Administration and have been issued an Emergency Use Authorization (Janssen COVID-19 Vaccine, Moderna COVID-19 Vaccine and Pfizer-BioNTech COVID-19 Vaccine). These data summarize the number of people who have received either their first dose or have completed the series for a COVID-19 vaccine. **A person can only be counted in one category, first dose or series complete.** For persons receiving Moderna or Pfizer vaccines, once they receive their second dose, they are moved from the first dose column to the series completed column. **Because of this, the total first dose category may show a change from report to report not matching the total receiving their first dose from the previous day.** Persons receiving Johnson & Johnson vaccines will always be counted in the series completed column.

COVID-19 doses for vaccinated persons in Florida	
Doses administered	9,801
People receiving one dose of a 1-dose series (Johnson & Johnson) or receiving only one dose of a 2-dose series (Moderna, Pfizer) count once. Persons receiving both doses of a 2-dose series count twice.	

Current status of persons vaccinated for COVID-19 in Florida	
Total people vaccinated	5,916
First dose	1,887
Series completed	4,029
Completed 1-dose series	144
Completed 2-dose series	3,885
First dose: current number of people who have only received their first dose of the Moderna or Pfizer vaccine.	
Series complete: current number of people who have received both Moderna or Pfizer vaccine doses or one Johnson & Johnson dose and are considered fully immunized.	

Demographic summary	First dose	Series complete	Total people vaccinated
Age group	1,887	4,029	5,916
16-24 years	112	75	187
25-34 years	270	158	428
35-44 years	390	263	653
45-54 years	437	458	895
55-64 years	407	912	1,319
65-74 years	162	1,297	1,459
75-84 years	77	677	754
85+ years	32	189	221
Race	1,887	4,029	5,916
White	1,190	3,228	4,418
Black	526	357	883
American Indian/Alaskan	4	21	25
Other	123	218	341
Unknown	44	205	249
Other race includes Asian, native Hawaiian/Pacific Islander, or other.			
Ethnicity	1,887	4,029	5,916
Hispanic	58	79	137
Non-Hispanic	1,004	2,958	3,962
Unknown	825	992	1,817
Gender	1,887	4,029	5,916
Female	593	2,246	2,839
Male	1,293	1,782	3,075
Unknown	1	1	2



# COVID-19: Bay County vaccine summary

Vaccination data through May 3, 2021 as of May 4, 2021 at 12:05 AM

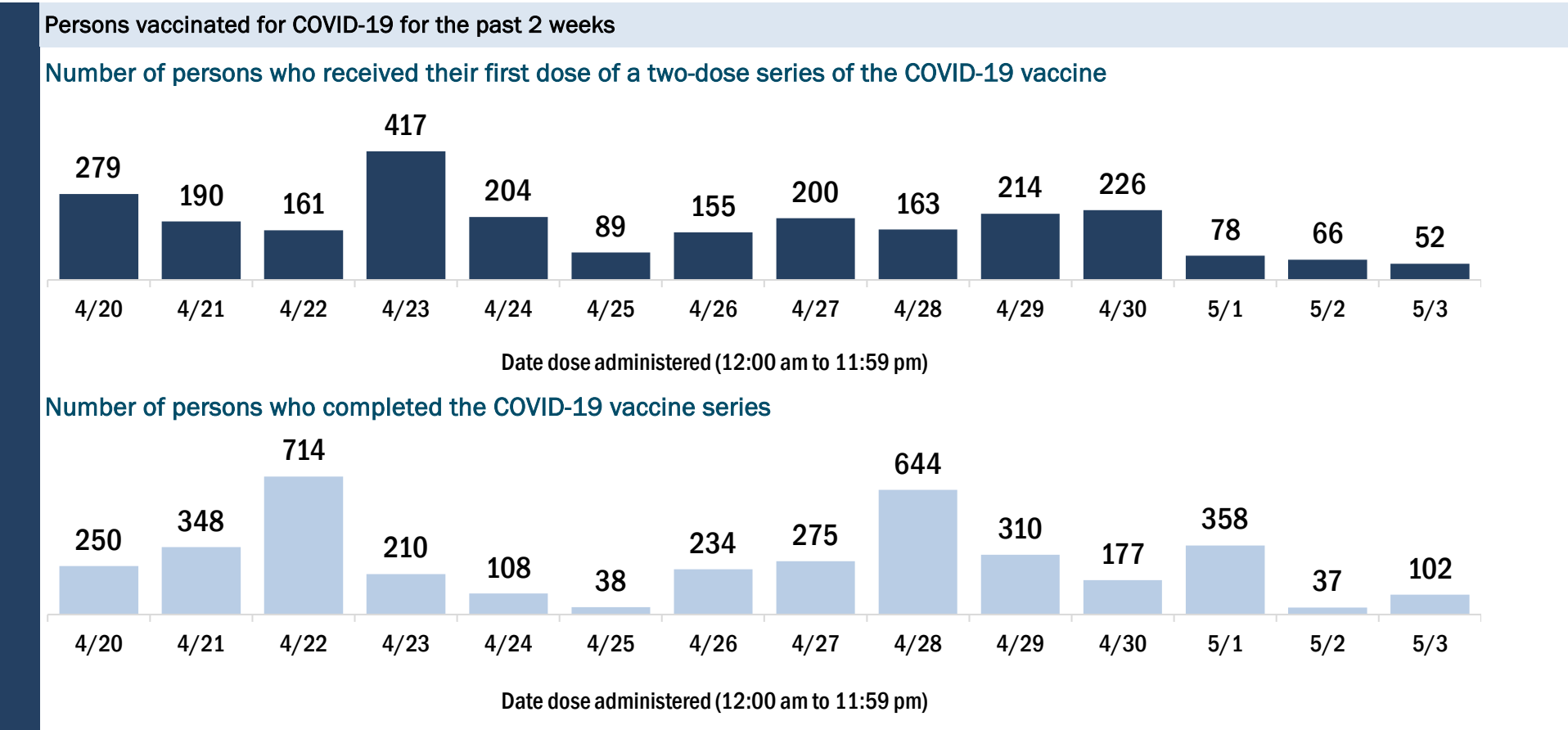
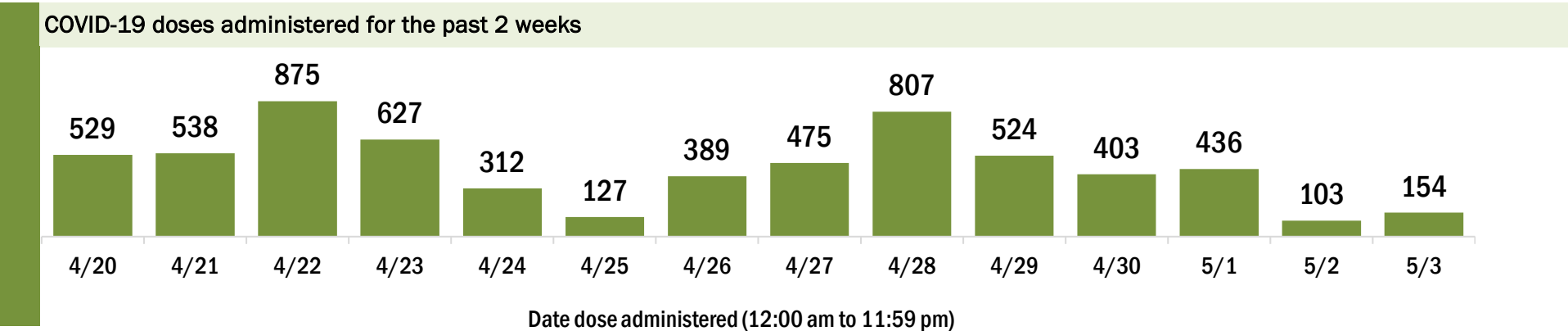
Data in this report are provisional and subject to change.

Data in this summary pertain to COVID-19 vaccines approved by the U.S. Food and Drug Administration and have been issued an Emergency Use Authorization (Janssen COVID-19 Vaccine, Moderna COVID-19 Vaccine and Pfizer-BioNTech COVID-19 Vaccine). These data summarize the number of people who have received either their first dose or have completed the series for a COVID-19 vaccine. **A person can only be counted in one category, first dose or series complete.** For persons receiving Moderna or Pfizer vaccines, once they receive their second dose, they are moved from the first dose column to the series completed column. **Because of this, the total first dose category may show a change from report to report not matching the total receiving their first dose from the previous day.** Persons receiving Johnson & Johnson vaccines will always be counted in the series completed column.

COVID-19 doses for vaccinated persons in Florida	
Doses administered	85,482
People receiving one dose of a 1-dose series (Johnson & Johnson) or receiving only one dose of a 2-dose series (Moderna, Pfizer) count once. Persons receiving both doses of a 2-dose series count twice.	

Current status of persons vaccinated for COVID-19 in Florida	
Total people vaccinated	51,476
First dose	12,323
Series completed	39,153
Completed 1-dose series	5,147
Completed 2-dose series	34,006
First dose: current number of people who have only received their first dose of the Moderna or Pfizer vaccine.	
Series complete: current number of people who have received both Moderna or Pfizer vaccine doses or one Johnson & Johnson dose and are considered fully immunized.	

Demographic summary	First dose	Series complete	Total people vaccinated
Age group	12,323	39,153	51,476
16-24 years	1,321	891	2,212
25-34 years	1,672	1,714	3,386
35-44 years	1,907	3,040	4,947
45-54 years	2,122	4,656	6,778
55-64 years	2,754	9,087	11,841
65-74 years	1,528	11,989	13,517
75-84 years	743	5,940	6,683
85+ years	276	1,836	2,112
Race	12,323	39,153	51,476
White	7,701	27,761	35,462
Black	887	2,504	3,391
American Indian/Alaskan	69	181	250
Other	1,514	3,029	4,543
Unknown	2,152	5,678	7,830
Other race includes Asian, native Hawaiian/Pacific Islander, or other.			
Ethnicity	12,323	39,153	51,476
Hispanic	1,047	1,465	2,512
Non-Hispanic	6,925	24,170	31,095
Unknown	4,351	13,518	17,869
Gender	12,323	39,153	51,476
Female	6,705	21,804	28,509
Male	5,613	17,343	22,956
Unknown	5	6	11





# COVID-19: Bradford County vaccine summary

Vaccination data through May 3, 2021 as of May 4, 2021 at 12:05 AM

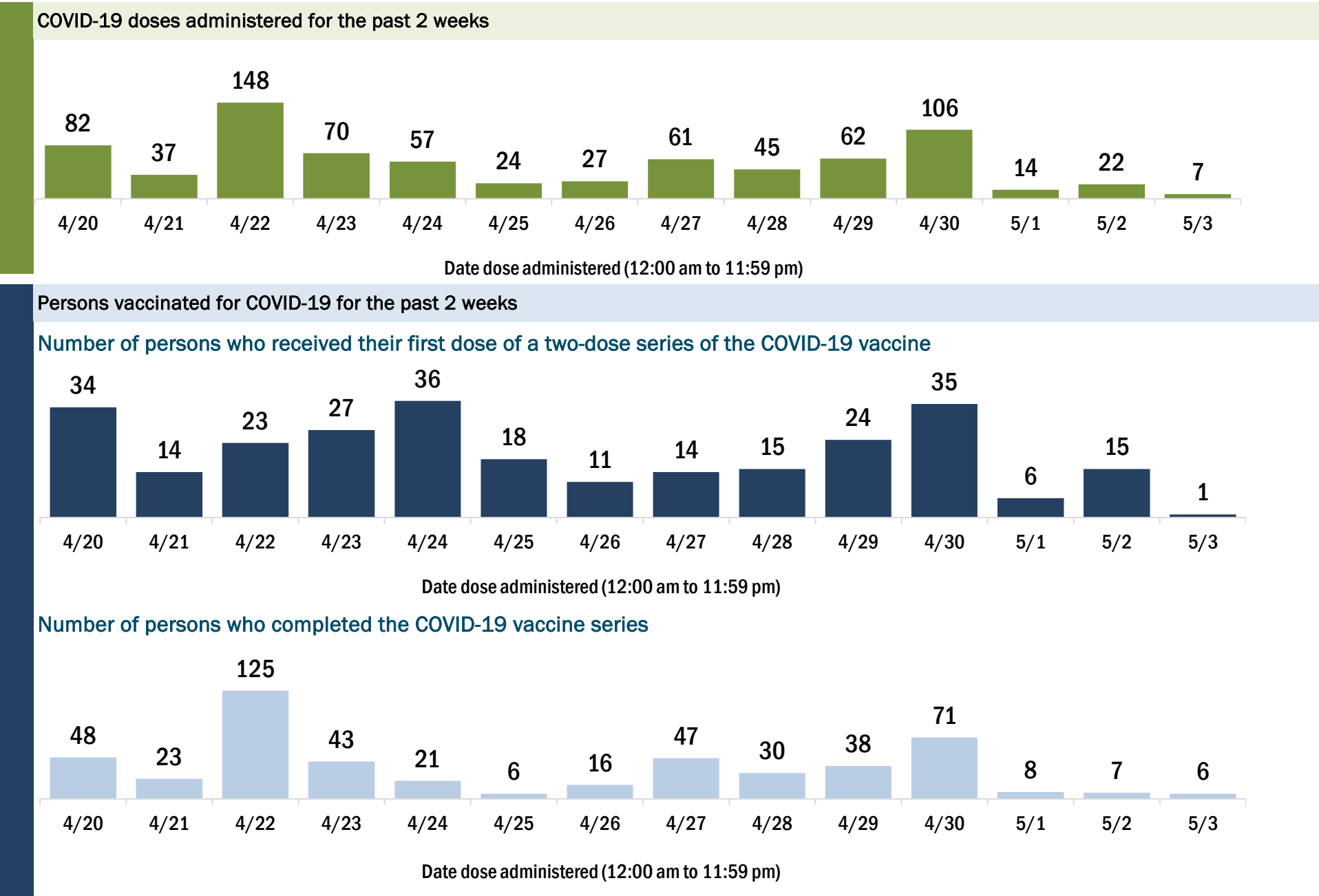
Data in this report are provisional and subject to change.

Data in this summary pertain to COVID-19 vaccines approved by the U.S. Food and Drug Administration and have been issued an Emergency Use Authorization (Janssen COVID-19 Vaccine, Moderna COVID-19 Vaccine and Pfizer-BioNTech COVID-19 Vaccine). These data summarize the number of people who have received either their first dose or have completed the series for a COVID-19 vaccine. **A person can only be counted in one category, first dose or series complete.** For persons receiving Moderna or Pfizer vaccines, once they receive their second dose, they are moved from the first dose column to the series completed column. **Because of this, the total first dose category may show a change from report to report not matching the total receiving their first dose from the previous day.** Persons receiving Johnson & Johnson vaccines will always be counted in the series completed column.

COVID-19 doses for vaccinated persons in Florida	
Doses administered	10,554
People receiving one dose of a 1-dose series (Johnson & Johnson) or receiving only one dose of a 2-dose series (Moderna, Pfizer) count once. Persons receiving both doses of a 2-dose series count twice.	

Current status of persons vaccinated for COVID-19 in Florida	
Total people vaccinated	6,652
First dose	2,406
Series completed	4,246
Completed 1-dose series	344
Completed 2-dose series	3,902
First dose: current number of people who have only received their first dose of the Moderna or Pfizer vaccine.	
Series complete: current number of people who have received both Moderna or Pfizer vaccine doses or one Johnson & Johnson dose and are considered fully immunized.	

Demographic summary	First dose	Series complete	Total people vaccinated
Age group	2,406	4,246	6,652
16-24 years	152	58	210
25-34 years	368	142	510
35-44 years	556	194	750
45-54 years	528	401	929
55-64 years	521	938	1,459
65-74 years	181	1,436	1,617
75-84 years	73	819	892
85+ years	27	258	285
Race	2,406	4,246	6,652
White	1,356	3,224	4,580
Black	805	511	1,316
American Indian/Alaskan	3	30	33
Other	170	340	510
Unknown	72	141	213
Other race includes Asian, native Hawaiian/Pacific Islander, or other.			
Ethnicity	2,406	4,246	6,652
Hispanic	150	62	212
Non-Hispanic	1,538	3,691	5,229
Unknown	718	493	1,211
Gender	2,406	4,246	6,652
Female	555	2,492	3,047
Male	1,850	1,754	3,604
Unknown	1	0	1



# COVID-19: Brevard County vaccine summary

Vaccination data through May 3, 2021 as of May 4, 2021 at 12:05 AM

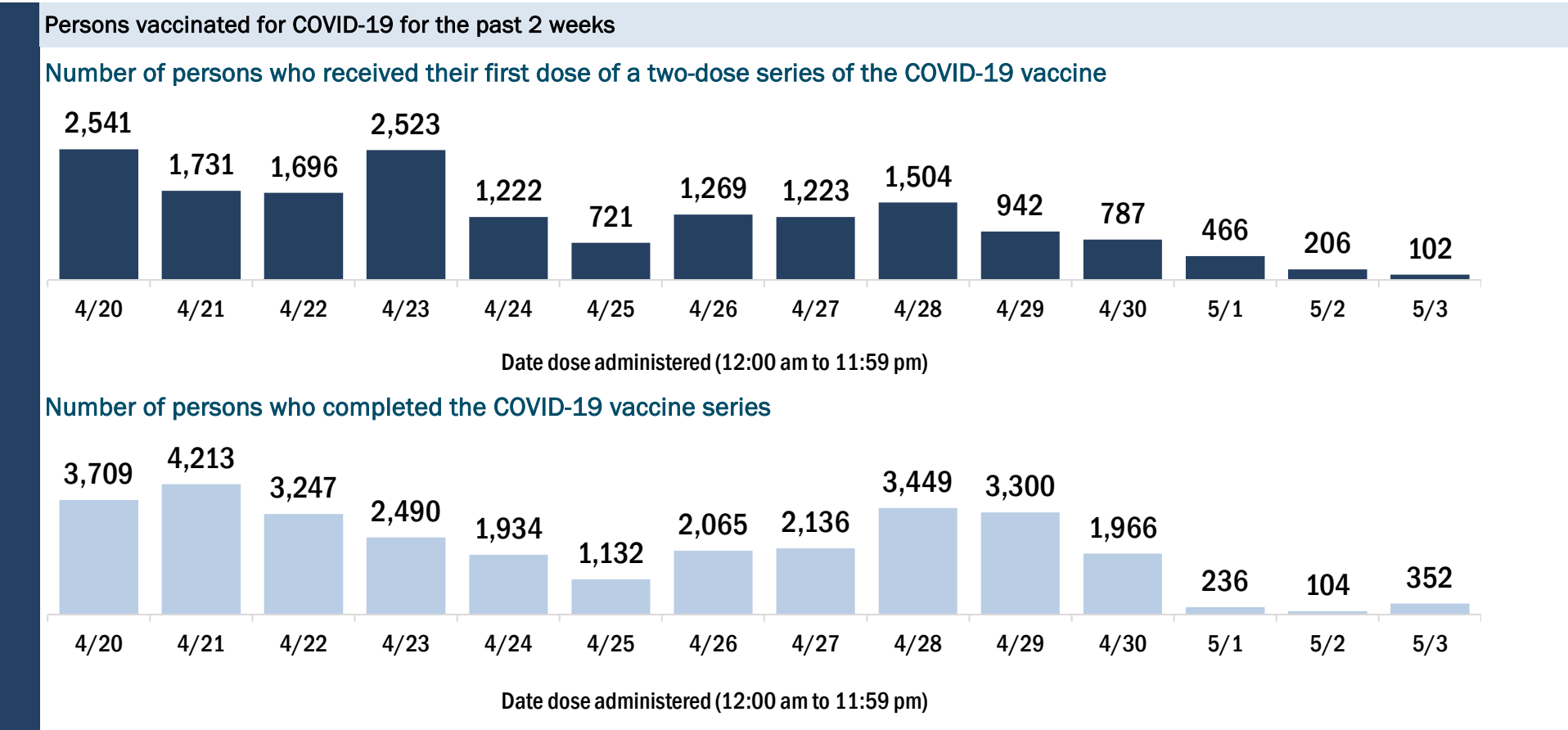
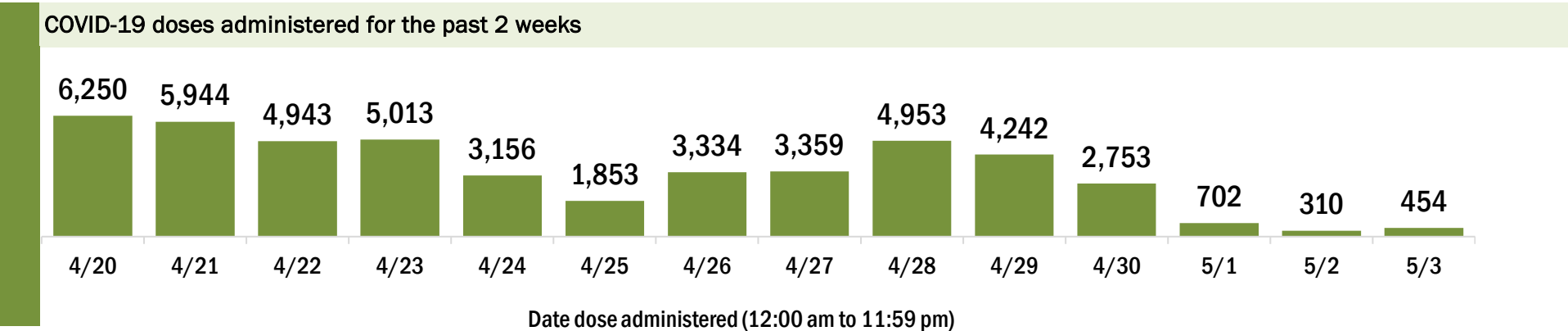
Data in this report are provisional and subject to change.

Data in this summary pertain to COVID-19 vaccines approved by the U.S. Food and Drug Administration and have been issued an Emergency Use Authorization (Janssen COVID-19 Vaccine, Moderna COVID-19 Vaccine and Pfizer-BioNTech COVID-19 Vaccine). These data summarize the number of people who have received either their first dose or have completed the series for a COVID-19 vaccine. **A person can only be counted in one category, first dose or series complete.** For persons receiving Moderna or Pfizer vaccines, once they receive their second dose, they are moved from the first dose column to the series completed column. **Because of this, the total first dose category may show a change from report to report not matching the total receiving their first dose from the previous day.** Persons receiving Johnson & Johnson vaccines will always be counted in the series completed column.

COVID-19 doses for vaccinated persons in Florida	
Doses administered	402,948
People receiving one dose of a 1-dose series (Johnson & Johnson) or receiving only one dose of a 2-dose series (Moderna, Pfizer) count once. Persons receiving both doses of a 2-dose series count twice.	

Current status of persons vaccinated for COVID-19 in Florida	
Total people vaccinated	245,642
First dose	71,820
Series completed	173,822
Completed 1-dose series	16,516
Completed 2-dose series	157,306
First dose: current number of people who have only received their first dose of the Moderna or Pfizer vaccine.	
Series complete: current number of people who have received both Moderna or Pfizer vaccine doses or one Johnson & Johnson dose and are considered fully immunized.	

Demographic summary	First dose	Series complete	Total people vaccinated
Age group	71,820	173,822	245,642
16-24 years	8,366	3,611	11,977
25-34 years	10,022	6,666	16,688
35-44 years	10,252	10,977	21,229
45-54 years	10,582	18,874	29,456
55-64 years	14,646	40,706	55,352
65-74 years	9,800	52,415	62,215
75-84 years	5,638	29,799	35,437
85+ years	2,514	10,774	13,288
Race	71,820	173,822	245,642
White	47,332	118,473	165,805
Black	5,165	8,835	14,000
American Indian/Alaskan	396	754	1,150
Other	7,188	15,251	22,439
Unknown	11,739	30,509	42,248
Other race includes Asian, native Hawaiian/Pacific Islander, or other.			
Ethnicity	71,820	173,822	245,642
Hispanic	6,622	8,196	14,818
Non-Hispanic	42,408	96,877	139,285
Unknown	22,790	68,749	91,539
Gender	71,820	173,822	245,642
Female	37,600	99,949	137,549
Male	34,050	73,660	107,710
Unknown	170	213	383



# COVID-19: Broward County vaccine summary

Vaccination data through May 3, 2021 as of May 4, 2021 at 12:05 AM

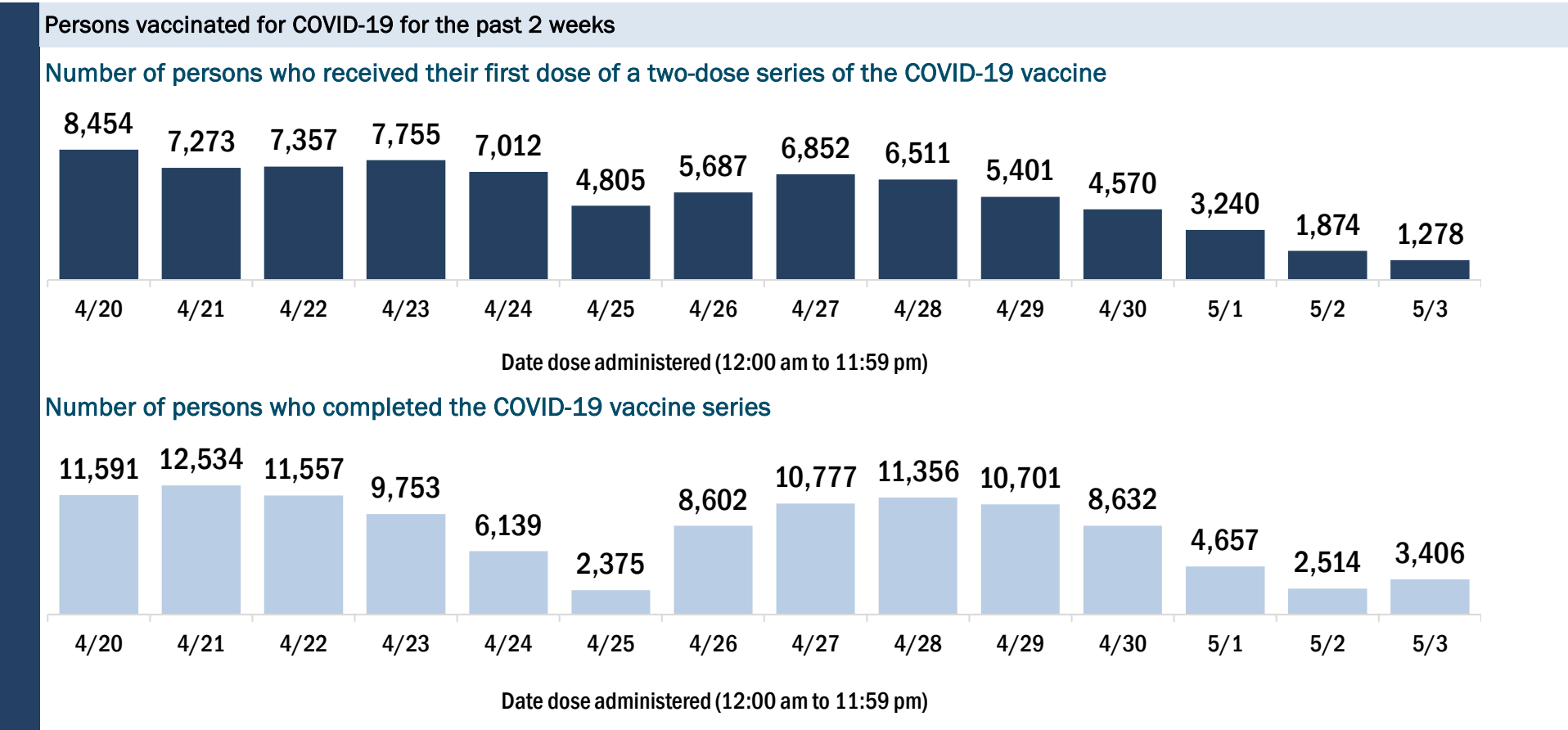
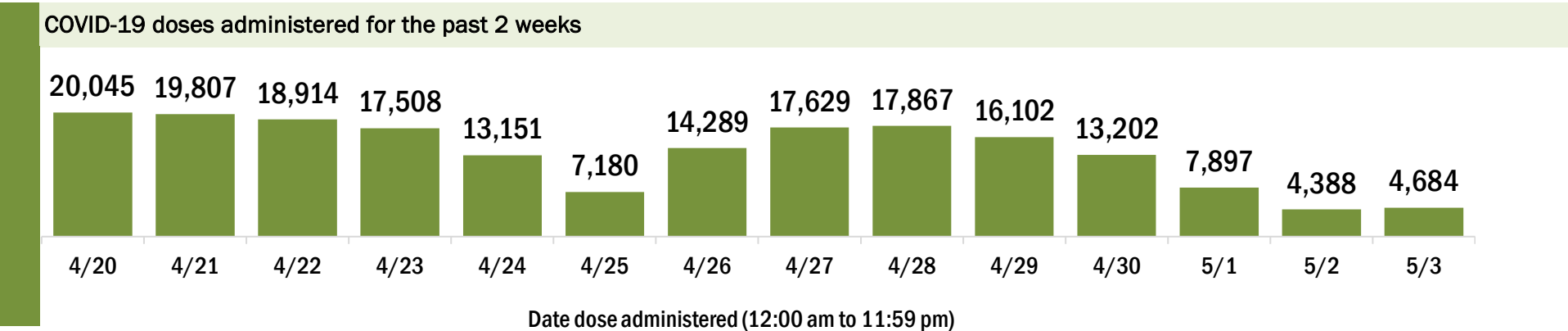
Data in this report are provisional and subject to change.

Data in this summary pertain to COVID-19 vaccines approved by the U.S. Food and Drug Administration and have been issued an Emergency Use Authorization (Janssen COVID-19 Vaccine, Moderna COVID-19 Vaccine and Pfizer-BioNTech COVID-19 Vaccine). These data summarize the number of people who have received either their first dose or have completed the series for a COVID-19 vaccine. **A person can only be counted in one category, first dose or series complete.** For persons receiving Moderna or Pfizer vaccines, once they receive their second dose, they are moved from the first dose column to the series completed column. **Because of this, the total first dose category may show a change from report to report not matching the total receiving their first dose from the previous day.** Persons receiving Johnson & Johnson vaccines will always be counted in the series completed column.

COVID-19 doses for vaccinated persons in Florida	
Doses administered	1,375,376
People receiving one dose of a 1-dose series (Johnson & Johnson) or receiving only one dose of a 2-dose series (Moderna, Pfizer) count once. Persons receiving both doses of a 2-dose series count twice.	

Current status of persons vaccinated for COVID-19 in Florida	
Total people vaccinated	835,562
First dose	250,291
Series completed	585,271
Completed 1-dose series	45,457
Completed 2-dose series	539,814
First dose: current number of people who have only received their first dose of the Moderna or Pfizer vaccine.	
Series complete: current number of people who have received both Moderna or Pfizer vaccine doses or one Johnson & Johnson dose and are considered fully immunized.	

Demographic summary	First dose	Series complete	Total people vaccinated
Age group	250,291	585,271	835,562
16-24 years	31,001	22,979	53,980
25-34 years	35,863	38,730	74,593
35-44 years	42,536	64,169	106,705
45-54 years	44,551	99,892	144,443
55-64 years	43,310	136,045	179,355
65-74 years	30,100	131,864	161,964
75-84 years	15,628	67,057	82,685
85+ years	7,302	24,535	31,837
Race	250,291	585,271	835,562
White	137,731	366,103	503,834
Black	33,065	71,009	104,074
American Indian/Alaskan	1,052	2,386	3,438
Other	31,802	67,694	99,496
Unknown	46,641	78,079	124,720
Other race includes Asian, native Hawaiian/Pacific Islander, or other.			
Ethnicity	250,291	585,271	835,562
Hispanic	70,979	130,009	200,988
Non-Hispanic	96,271	291,586	387,857
Unknown	83,041	163,676	246,717
Gender	250,291	585,271	835,562
Female	130,346	319,983	450,329
Male	119,120	264,299	383,419
Unknown	825	989	1,814



# COVID-19: Calhoun County vaccine summary

Vaccination data through May 3, 2021 as of May 4, 2021 at 12:05 AM

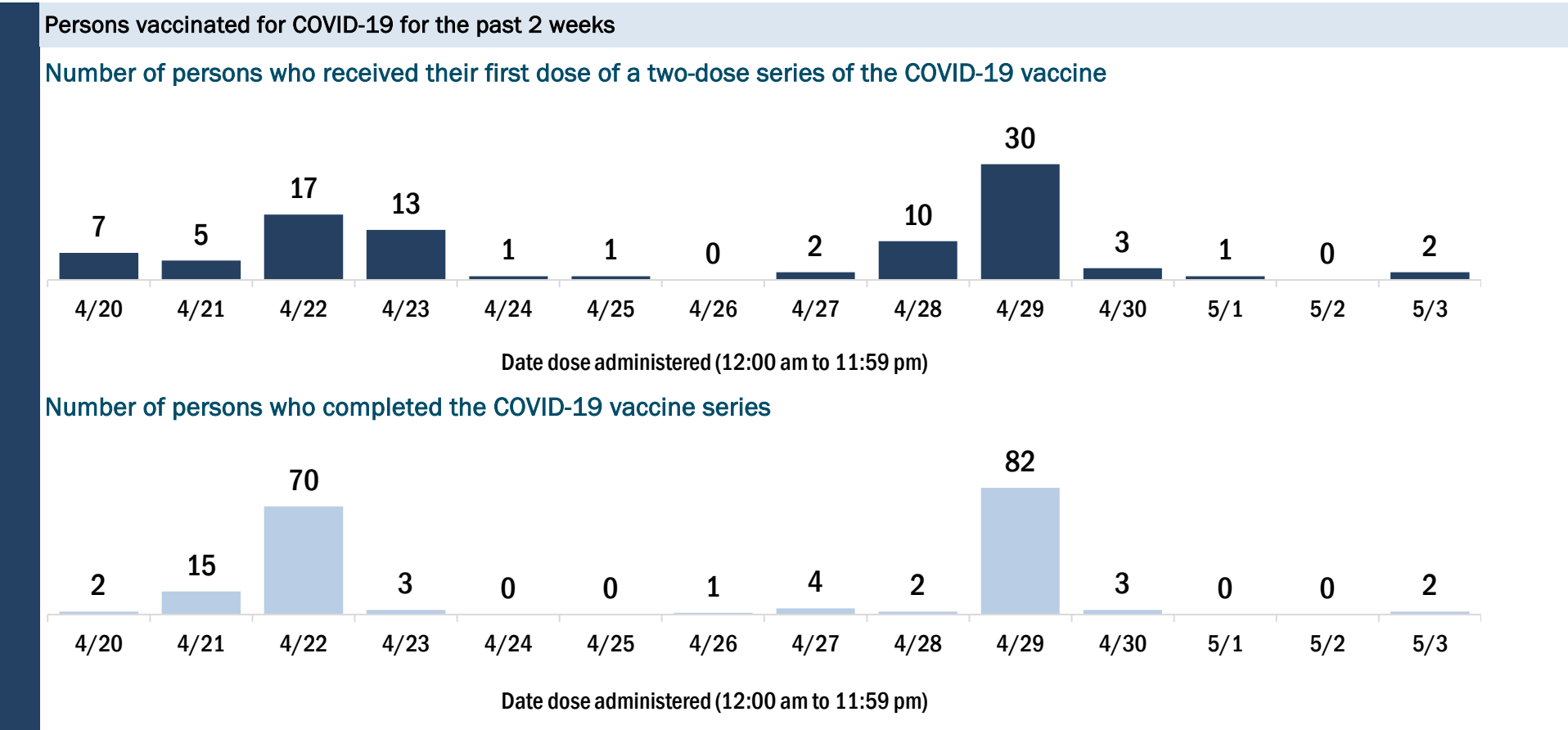
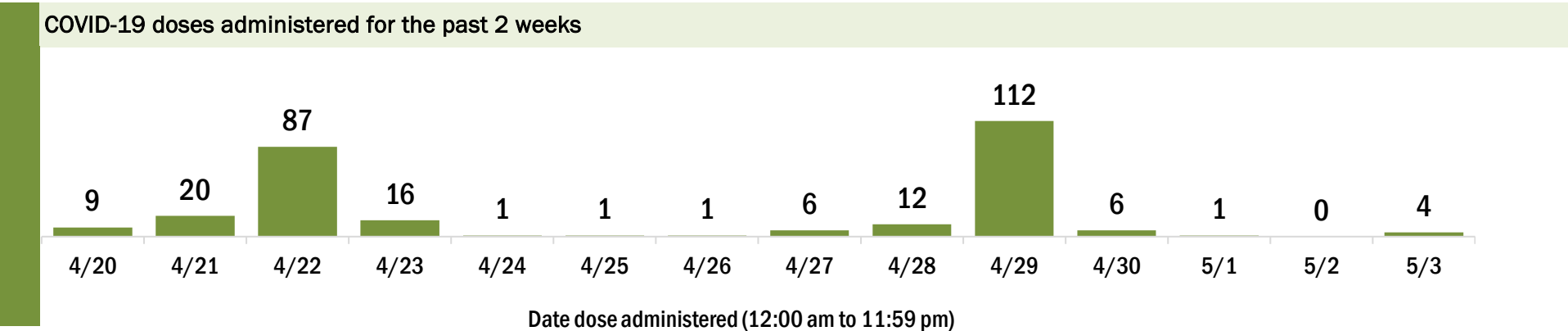
Data in this report are provisional and subject to change.

Data in this summary pertain to COVID-19 vaccines approved by the U.S. Food and Drug Administration and have been issued an Emergency Use Authorization (Janssen COVID-19 Vaccine, Moderna COVID-19 Vaccine and Pfizer-BioNTech COVID-19 Vaccine). These data summarize the number of people who have received either their first dose or have completed the series for a COVID-19 vaccine. **A person can only be counted in one category, first dose or series complete.** For persons receiving Moderna or Pfizer vaccines, once they receive their second dose, they are moved from the first dose column to the series completed column. **Because of this, the total first dose category may show a change from report to report not matching the total receiving their first dose from the previous day.** Persons receiving Johnson & Johnson vaccines will always be counted in the series completed column.

COVID-19 doses for vaccinated persons in Florida	
Doses administered	5,316
People receiving one dose of a 1-dose series (Johnson & Johnson) or receiving only one dose of a 2-dose series (Moderna, Pfizer) count once. Persons receiving both doses of a 2-dose series count twice.	

Current status of persons vaccinated for COVID-19 in Florida	
Total people vaccinated	3,159
First dose	832
Series completed	2,327
Completed 1-dose series	170
Completed 2-dose series	2,157
First dose: current number of people who have only received their first dose of the Moderna or Pfizer vaccine.	
Series complete: current number of people who have received both Moderna or Pfizer vaccine doses or one Johnson & Johnson dose and are considered fully immunized.	

Demographic summary	First dose	Series complete	Total people vaccinated
Age group	832	2,327	3,159
16-24 years	50	26	76
25-34 years	104	61	165
35-44 years	165	120	285
45-54 years	187	220	407
55-64 years	166	453	619
65-74 years	88	801	889
75-84 years	51	466	517
85+ years	21	180	201
Race	832	2,327	3,159
White	515	1,637	2,152
Black	198	151	349
American Indian/Alaskan	4	15	19
Other	67	322	389
Unknown	48	202	250
Other race includes Asian, native Hawaiian/Pacific Islander, or other.			
Ethnicity	832	2,327	3,159
Hispanic	15	41	56
Non-Hispanic	219	1,302	1,521
Unknown	598	984	1,582
Gender	832	2,327	3,159
Female	226	1,296	1,522
Male	606	1,030	1,636
Unknown	0	1	1





# COVID-19: Charlotte County vaccine summary

Vaccination data through May 3, 2021 as of May 4, 2021 at 12:05 AM

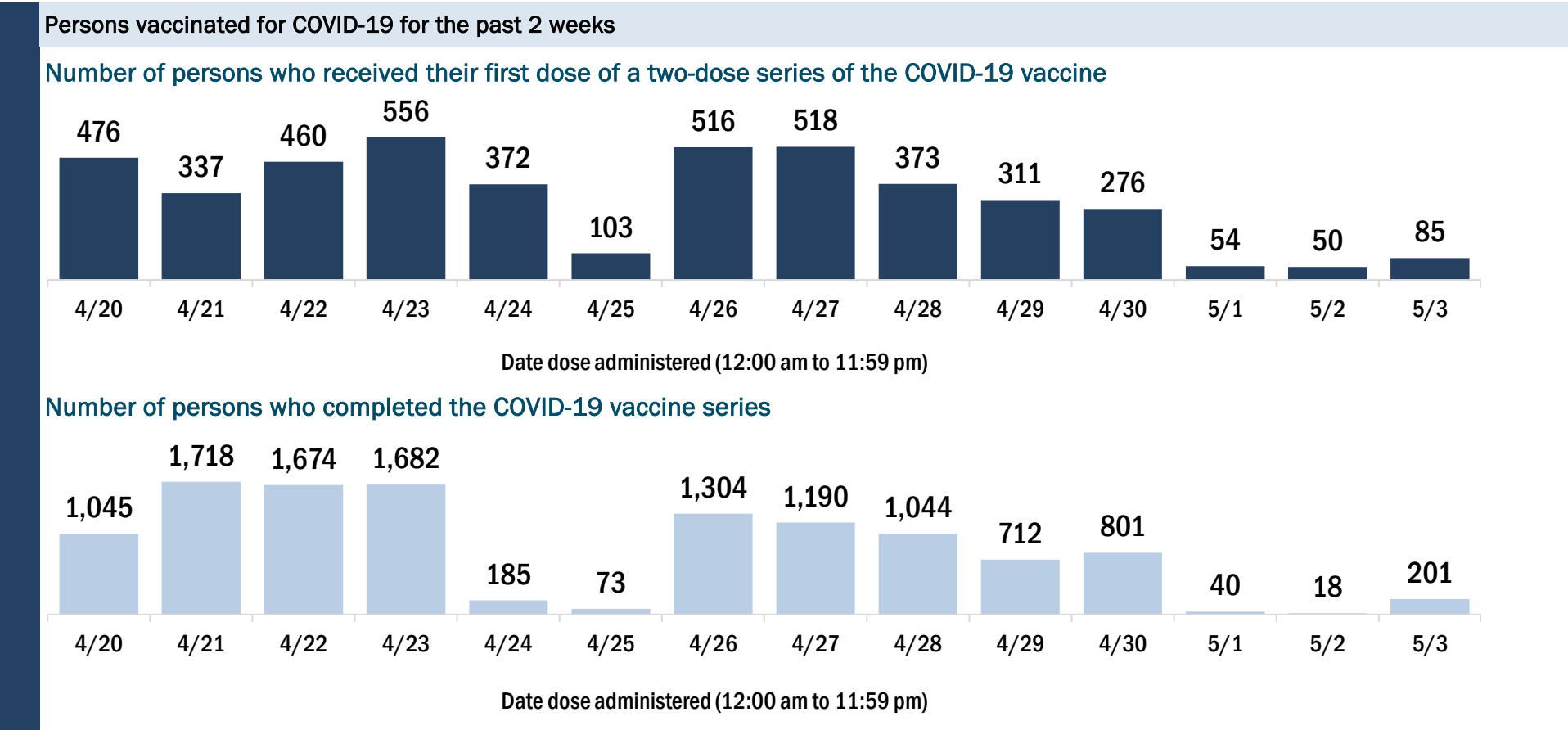
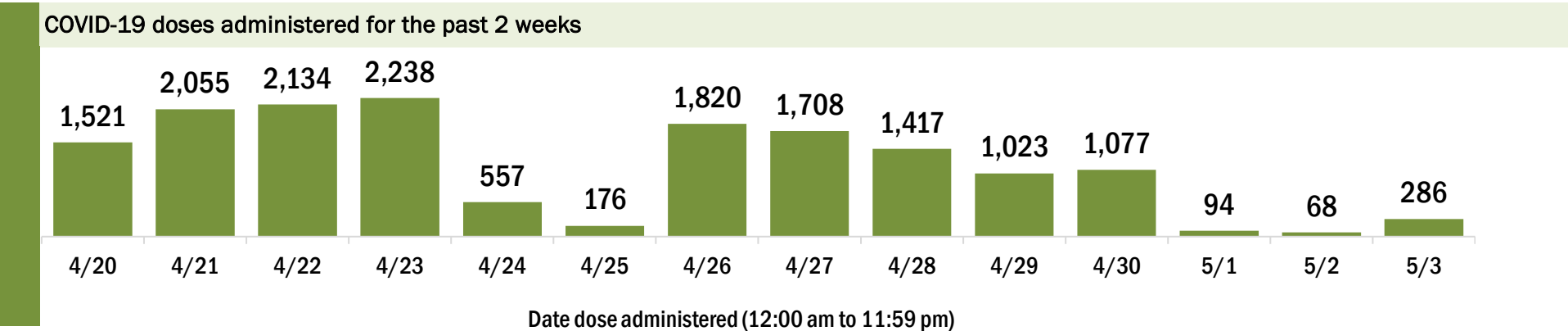
Data in this report are provisional and subject to change.

Data in this summary pertain to COVID-19 vaccines approved by the U.S. Food and Drug Administration and have been issued an Emergency Use Authorization (Janssen COVID-19 Vaccine, Moderna COVID-19 Vaccine and Pfizer-BioNTech COVID-19 Vaccine). These data summarize the number of people who have received either their first dose or have completed the series for a COVID-19 vaccine. **A person can only be counted in one category, first dose or series complete.** For persons receiving Moderna or Pfizer vaccines, once they receive their second dose, they are moved from the first dose column to the series completed column. **Because of this, the total first dose category may show a change from report to report not matching the total receiving their first dose from the previous day.** Persons receiving Johnson & Johnson vaccines will always be counted in the series completed column.

COVID-19 doses for vaccinated persons in Florida	
Doses administered	174,789
People receiving one dose of a 1-dose series (Johnson & Johnson) or receiving only one dose of a 2-dose series (Moderna, Pfizer) count once. Persons receiving both doses of a 2-dose series count twice.	

Current status of persons vaccinated for COVID-19 in Florida	
Total people vaccinated	104,035
First dose	27,842
Series completed	76,193
Completed 1-dose series	5,439
Completed 2-dose series	70,754
First dose: current number of people who have only received their first dose of the Moderna or Pfizer vaccine.	
Series complete: current number of people who have received both Moderna or Pfizer vaccine doses or one Johnson & Johnson dose and are considered fully immunized.	

Demographic summary	First dose	Series complete	Total people vaccinated
Age group	27,842	76,193	104,035
16-24 years	1,464	512	1,976
25-34 years	1,610	1,012	2,622
35-44 years	1,999	1,799	3,798
45-54 years	2,932	4,547	7,479
55-64 years	6,374	14,204	20,578
65-74 years	7,217	30,520	37,737
75-84 years	4,662	18,333	22,995
85+ years	1,584	5,266	6,850
Race	27,842	76,193	104,035
White	20,819	58,584	79,403
Black	947	1,365	2,312
American Indian/Alaskan	149	308	457
Other	2,039	4,831	6,870
Unknown	3,888	11,105	14,993
Other race includes Asian, native Hawaiian/Pacific Islander, or other.			
Ethnicity	27,842	76,193	104,035
Hispanic	1,348	1,843	3,191
Non-Hispanic	16,289	46,487	62,776
Unknown	10,205	27,863	38,068
Gender	27,842	76,193	104,035
Female	14,419	42,522	56,941
Male	13,393	33,644	47,037
Unknown	30	27	57



# COVID-19: Citrus County vaccine summary

Vaccination data through May 3, 2021 as of May 4, 2021 at 12:05 AM

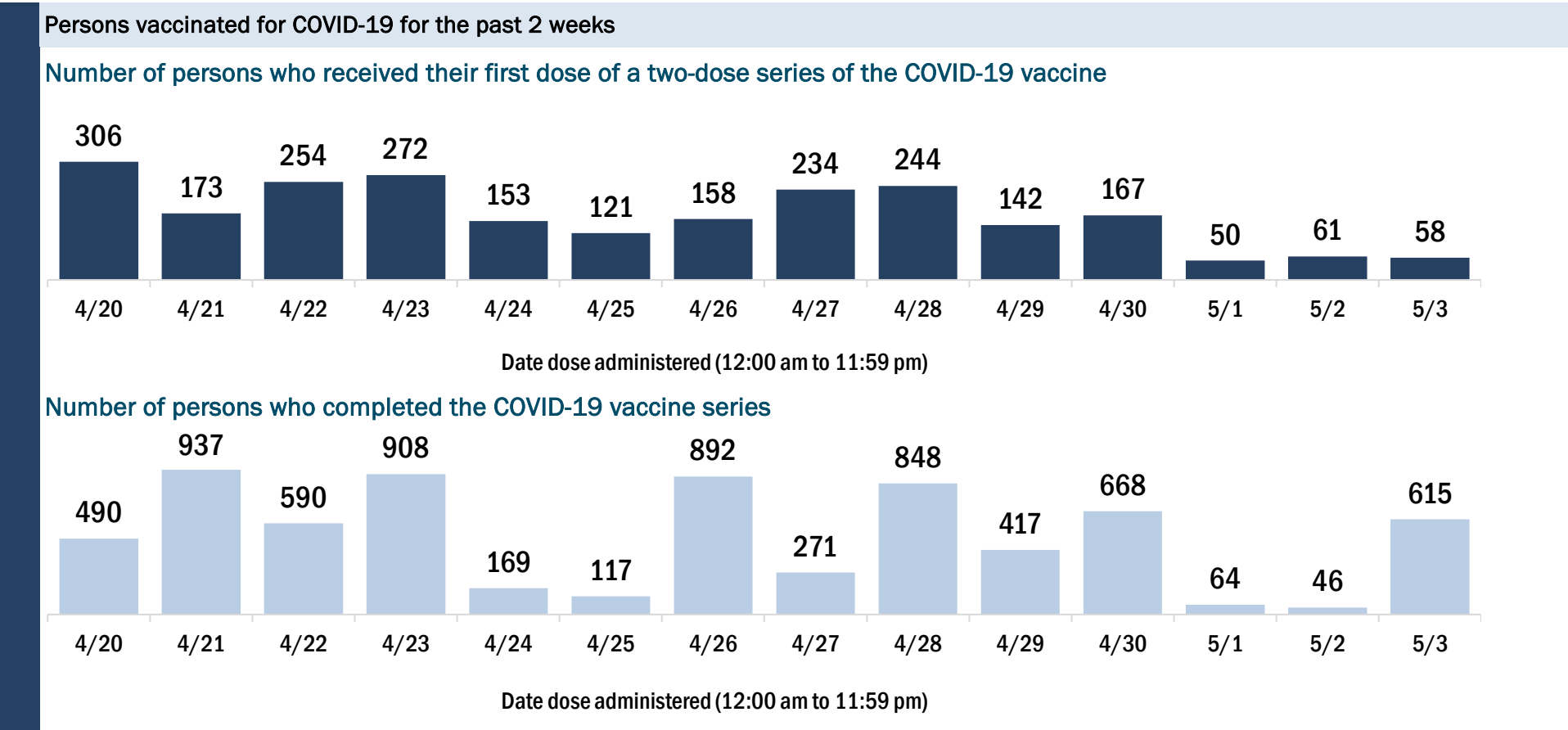
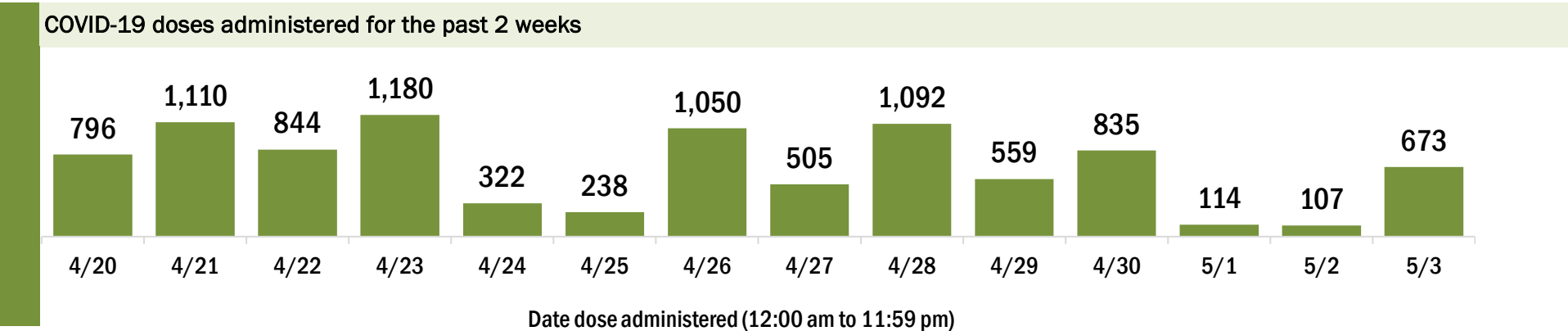
Data in this report are provisional and subject to change.

Data in this summary pertain to COVID-19 vaccines approved by the U.S. Food and Drug Administration and have been issued an Emergency Use Authorization (Janssen COVID-19 Vaccine, Moderna COVID-19 Vaccine and Pfizer-BioNTech COVID-19 Vaccine). These data summarize the number of people who have received either their first dose or have completed the series for a COVID-19 vaccine. **A person can only be counted in one category, first dose or series complete.** For persons receiving Moderna or Pfizer vaccines, once they receive their second dose, they are moved from the first dose column to the series completed column. **Because of this, the total first dose category may show a change from report to report not matching the total receiving their first dose from the previous day.** Persons receiving Johnson & Johnson vaccines will always be counted in the series completed column.

COVID-19 doses for vaccinated persons in Florida	
Doses administered	106,222
People receiving one dose of a 1-dose series (Johnson & Johnson) or receiving only one dose of a 2-dose series (Moderna, Pfizer) count once. Persons receiving both doses of a 2-dose series count twice.	

Current status of persons vaccinated for COVID-19 in Florida	
Total people vaccinated	60,188
First dose	12,635
Series completed	47,553
Completed 1-dose series	1,519
Completed 2-dose series	46,034
First dose: current number of people who have only received their first dose of the Moderna or Pfizer vaccine.	
Series complete: current number of people who have received both Moderna or Pfizer vaccine doses or one Johnson & Johnson dose and are considered fully immunized.	

Demographic summary	First dose	Series complete	Total people vaccinated
Age group	12,635	47,553	60,188
16-24 years	861	430	1,291
25-34 years	946	766	1,712
35-44 years	1,111	1,252	2,363
45-54 years	1,608	2,851	4,459
55-64 years	2,767	8,245	11,012
65-74 years	2,880	18,262	21,142
75-84 years	1,850	12,192	14,042
85+ years	612	3,555	4,167
Race	12,635	47,553	60,188
White	9,650	35,941	45,591
Black	268	692	960
American Indian/Alaskan	69	258	327
Other	869	3,123	3,992
Unknown	1,779	7,539	9,318
Other race includes Asian, native Hawaiian/Pacific Islander, or other.			
Ethnicity	12,635	47,553	60,188
Hispanic	712	1,361	2,073
Non-Hispanic	7,951	28,359	36,310
Unknown	3,972	17,833	21,805
Gender	12,635	47,553	60,188
Female	6,916	27,109	34,025
Male	5,695	20,431	26,126
Unknown	24	13	37



# COVID-19: Clay County vaccine summary

Vaccination data through May 3, 2021 as of May 4, 2021 at 12:05 AM

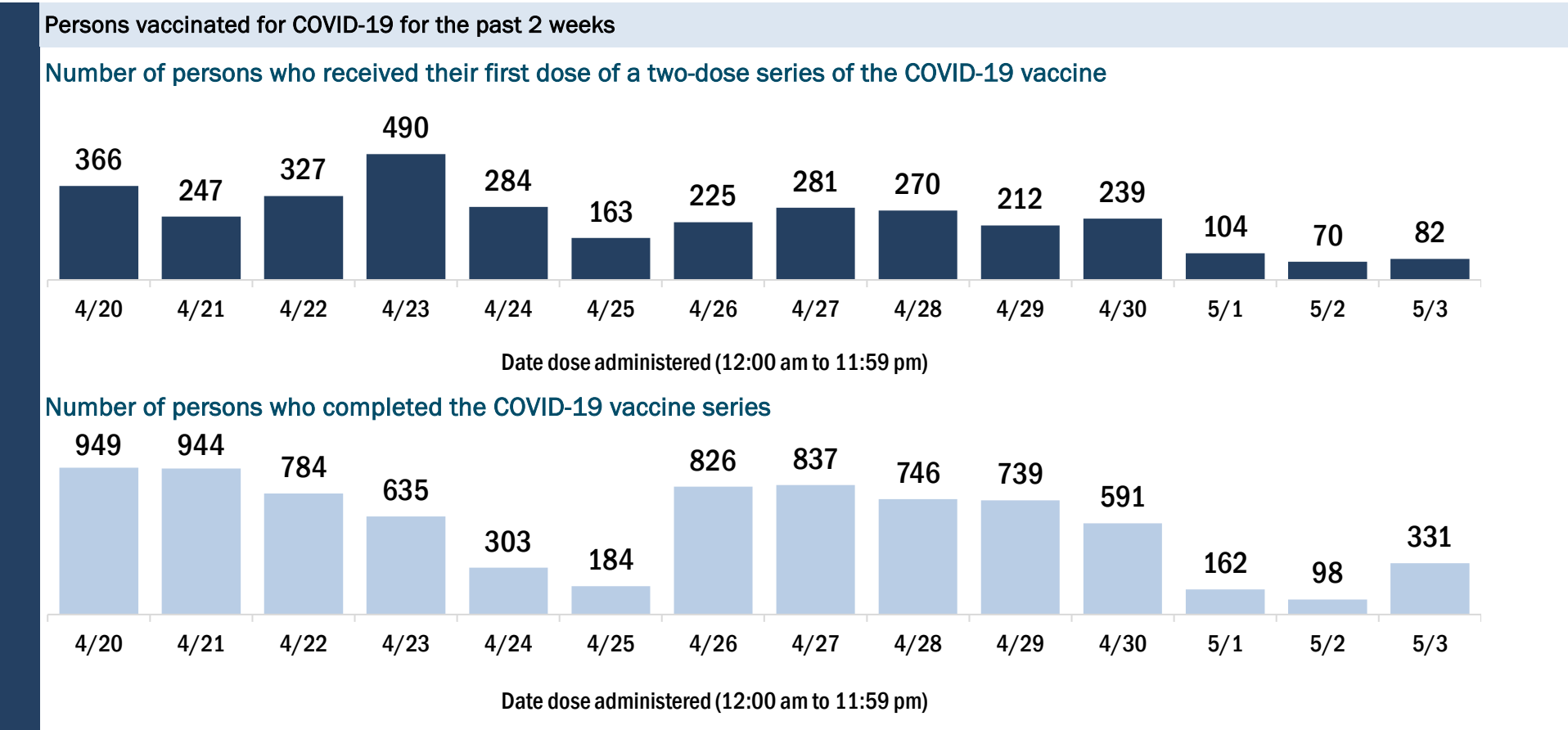
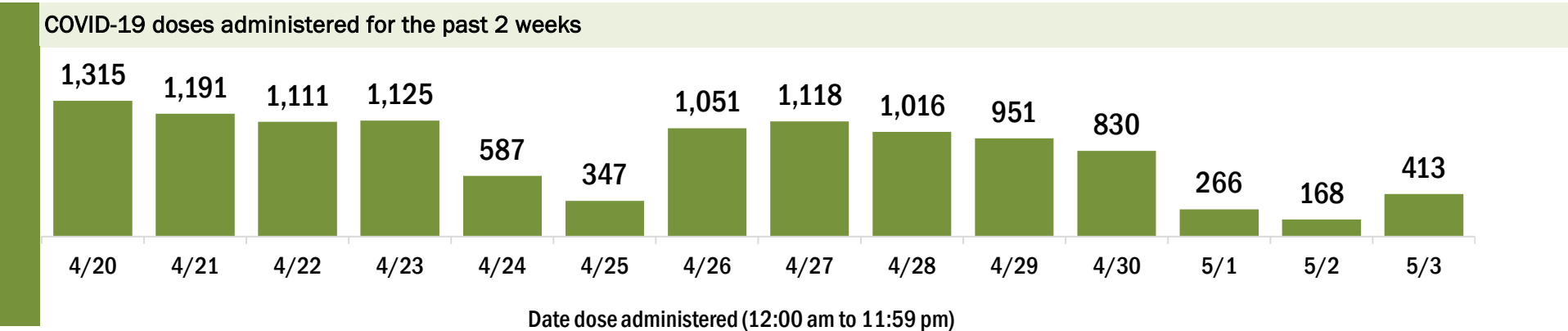
Data in this report are provisional and subject to change.

Data in this summary pertain to COVID-19 vaccines approved by the U.S. Food and Drug Administration and have been issued an Emergency Use Authorization (Janssen COVID-19 Vaccine, Moderna COVID-19 Vaccine and Pfizer-BioNTech COVID-19 Vaccine). These data summarize the number of people who have received either their first dose or have completed the series for a COVID-19 vaccine. **A person can only be counted in one category, first dose or series complete.** For persons receiving Moderna or Pfizer vaccines, once they receive their second dose, they are moved from the first dose column to the series completed column. **Because of this, the total first dose category may show a change from report to report not matching the total receiving their first dose from the previous day.** Persons receiving Johnson & Johnson vaccines will always be counted in the series completed column.

COVID-19 doses for vaccinated persons in Florida	
Doses administered	110,236
People receiving one dose of a 1-dose series (Johnson & Johnson) or receiving only one dose of a 2-dose series (Moderna, Pfizer) count once. Persons receiving both doses of a 2-dose series count twice.	

Current status of persons vaccinated for COVID-19 in Florida	
Total people vaccinated	63,428
First dose	13,503
Series completed	49,925
Completed 1-dose series	3,117
Completed 2-dose series	46,808
First dose: current number of people who have only received their first dose of the Moderna or Pfizer vaccine.	
Series complete: current number of people who have received both Moderna or Pfizer vaccine doses or one Johnson & Johnson dose and are considered fully immunized.	

Demographic summary	First dose	Series complete	Total people vaccinated
Age group	13,503	49,925	63,428
16-24 years	1,990	1,852	3,842
25-34 years	1,795	2,516	4,311
35-44 years	2,236	4,451	6,687
45-54 years	2,329	7,096	9,425
55-64 years	2,621	11,076	13,697
65-74 years	1,349	13,940	15,289
75-84 years	833	6,927	7,760
85+ years	350	2,067	2,417
Race	13,503	49,925	63,428
White	7,695	35,686	43,381
Black	1,218	3,456	4,674
American Indian/Alaskan	60	232	292
Other	1,859	4,809	6,668
Unknown	2,671	5,742	8,413
Other race includes Asian, native Hawaiian/Pacific Islander, or other.			
Ethnicity	13,503	49,925	63,428
Hispanic	1,216	2,516	3,732
Non-Hispanic	7,414	36,400	43,814
Unknown	4,873	11,009	15,882
Gender	13,503	49,925	63,428
Female	7,320	28,723	36,043
Male	6,016	21,197	27,213
Unknown	167	5	172



# COVID-19: Collier County vaccine summary

Vaccination data through May 3, 2021 as of May 4, 2021 at 12:05 AM

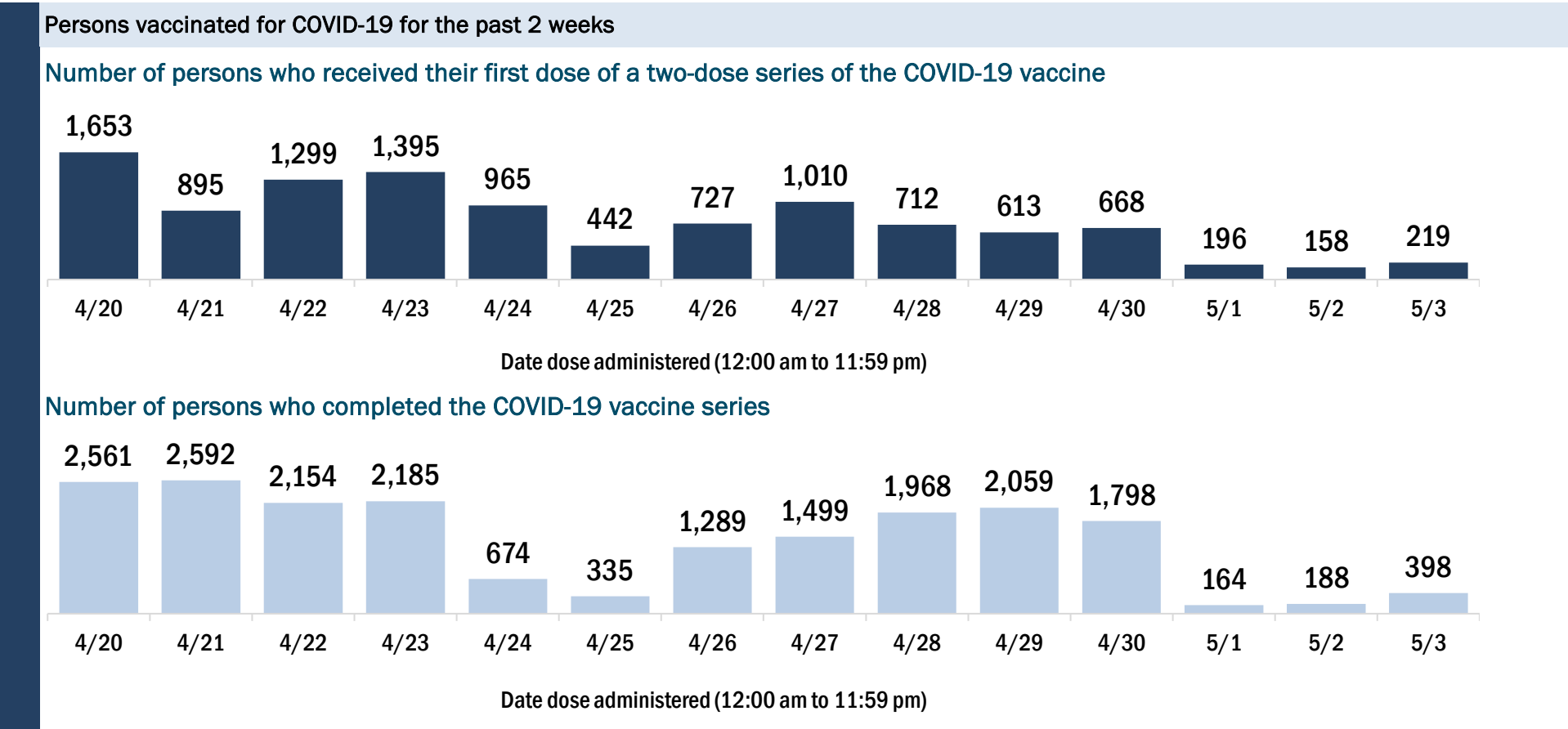
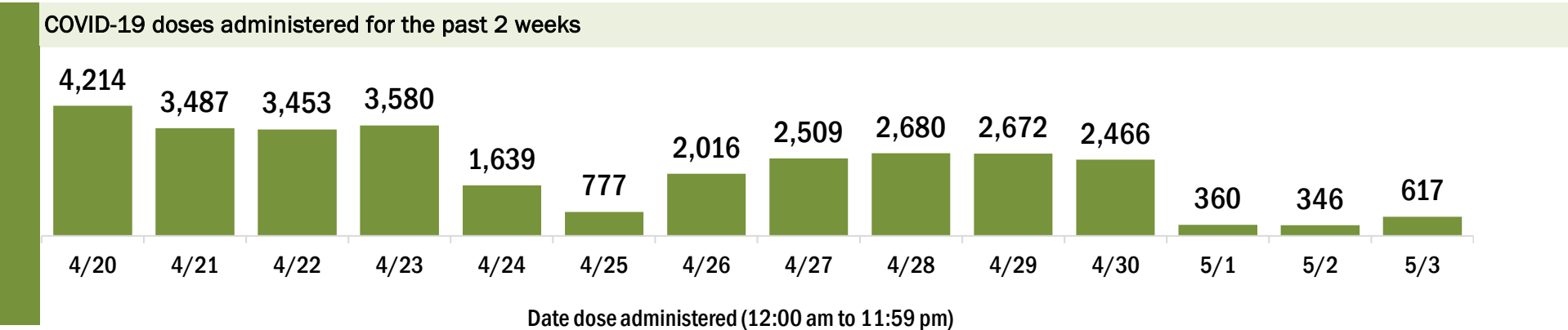
Data in this report are provisional and subject to change.

Data in this summary pertain to COVID-19 vaccines approved by the U.S. Food and Drug Administration and have been issued an Emergency Use Authorization (Janssen COVID-19 Vaccine, Moderna COVID-19 Vaccine and Pfizer-BioNTech COVID-19 Vaccine). These data summarize the number of people who have received either their first dose or have completed the series for a COVID-19 vaccine. **A person can only be counted in one category, first dose or series complete.** For persons receiving Moderna or Pfizer vaccines, once they receive their second dose, they are moved from the first dose column to the series completed column. **Because of this, the total first dose category may show a change from report to report not matching the total receiving their first dose from the previous day.** Persons receiving Johnson & Johnson vaccines will always be counted in the series completed column.

COVID-19 doses for vaccinated persons in Florida	
Doses administered	318,150
People receiving one dose of a 1-dose series (Johnson & Johnson) or receiving only one dose of a 2-dose series (Moderna, Pfizer) count once. Persons receiving both doses of a 2-dose series count twice.	

Current status of persons vaccinated for COVID-19 in Florida	
Total people vaccinated	190,253
First dose	50,030
Series completed	140,223
Completed 1-dose series	12,326
Completed 2-dose series	127,897
First dose: current number of people who have only received their first dose of the Moderna or Pfizer vaccine.	
Series complete: current number of people who have received both Moderna or Pfizer vaccine doses or one Johnson & Johnson dose and are considered fully immunized.	

Demographic summary	First dose	Series complete	Total people vaccinated
Age group	50,030	140,223	190,253
16-24 years	4,378	1,963	6,341
25-34 years	4,973	3,642	8,615
35-44 years	6,391	5,520	11,911
45-54 years	7,934	10,405	18,339
55-64 years	10,284	24,486	34,770
65-74 years	8,500	49,749	58,249
75-84 years	5,509	34,447	39,956
85+ years	2,061	10,011	12,072
Race	50,030	140,223	190,253
White	33,109	92,452	125,561
Black	1,278	1,742	3,020
American Indian/Alaskan	205	412	617
Other	5,412	10,729	16,141
Unknown	10,026	34,888	44,914
Other race includes Asian, native Hawaiian/Pacific Islander, or other.			
Ethnicity	50,030	140,223	190,253
Hispanic	9,890	8,892	18,782
Non-Hispanic	20,833	64,690	85,523
Unknown	19,307	66,641	85,948
Gender	50,030	140,223	190,253
Female	26,067	77,101	103,168
Male	23,698	62,847	86,545
Unknown	265	275	540





# COVID-19: Columbia County vaccine summary

Vaccination data through May 3, 2021 as of May 4, 2021 at 12:05 AM

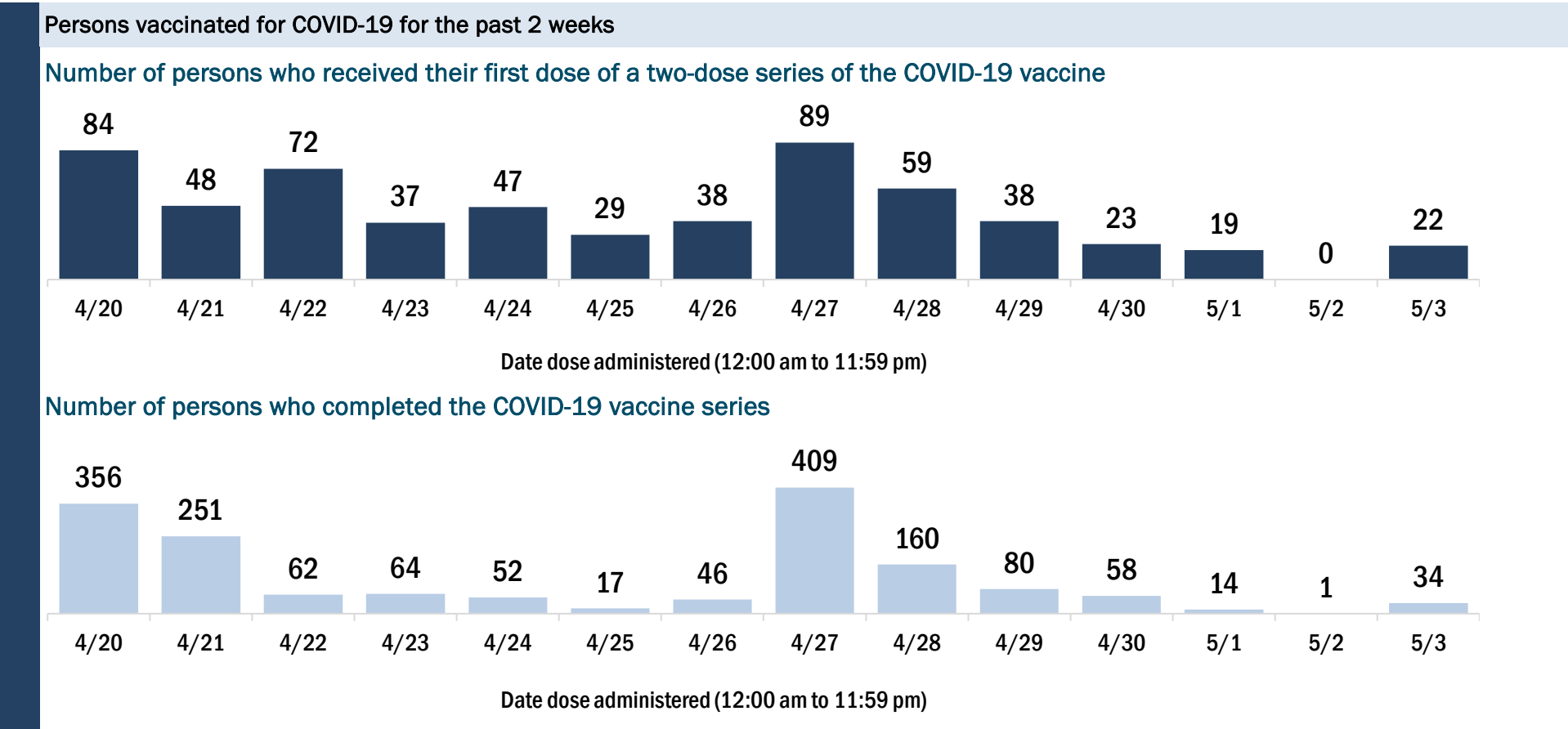
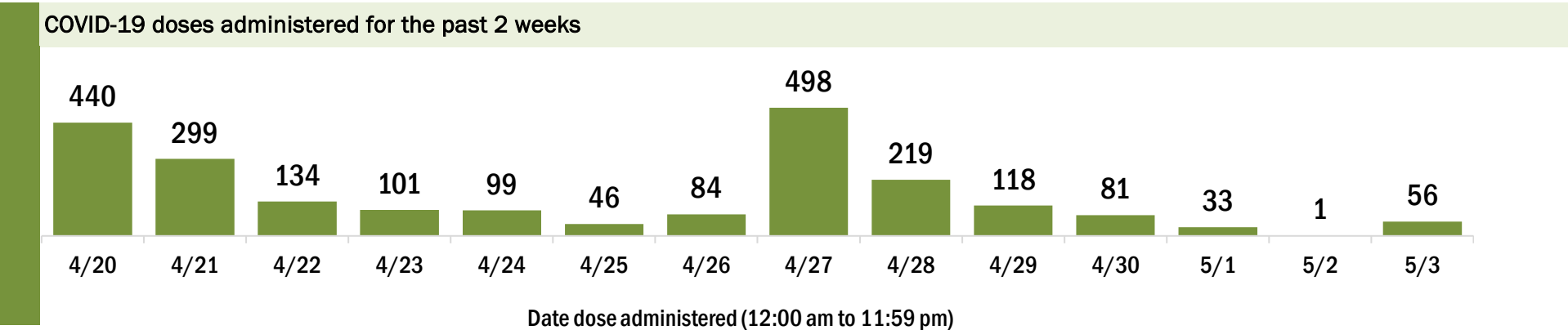
Data in this report are provisional and subject to change.

Data in this summary pertain to COVID-19 vaccines approved by the U.S. Food and Drug Administration and have been issued an Emergency Use Authorization (Janssen COVID-19 Vaccine, Moderna COVID-19 Vaccine and Pfizer-BioNTech COVID-19 Vaccine). These data summarize the number of people who have received either their first dose or have completed the series for a COVID-19 vaccine. **A person can only be counted in one category, first dose or series complete.** For persons receiving Moderna or Pfizer vaccines, once they receive their second dose, they are moved from the first dose column to the series completed column. **Because of this, the total first dose category may show a change from report to report not matching the total receiving their first dose from the previous day.** Persons receiving Johnson & Johnson vaccines will always be counted in the series completed column.

COVID-19 doses for vaccinated persons in Florida	
Doses administered	27,053
People receiving one dose of a 1-dose series (Johnson & Johnson) or receiving only one dose of a 2-dose series (Moderna, Pfizer) count once. Persons receiving both doses of a 2-dose series count twice.	

Current status of persons vaccinated for COVID-19 in Florida	
Total people vaccinated	16,037
First dose	3,394
Series completed	12,643
Completed 1-dose series	1,627
Completed 2-dose series	11,016
<b>First dose:</b> current number of people who have only received their first dose of the Moderna or Pfizer vaccine.	
<b>Series complete:</b> current number of people who have received both Moderna or Pfizer vaccine doses or one Johnson & Johnson dose and are considered fully immunized.	

Demographic summary	First dose	Series complete	Total people vaccinated
Age group	3,394	12,643	16,037
16-24 years	459	226	685
25-34 years	415	469	884
35-44 years	480	764	1,244
45-54 years	578	1,382	1,960
55-64 years	765	2,603	3,368
65-74 years	407	4,150	4,557
75-84 years	213	2,366	2,579
85+ years	77	683	760
Race	3,394	12,643	16,037
White	2,050	9,132	11,182
Black	592	1,373	1,965
American Indian/Alaskan	17	60	77
Other	333	855	1,188
Unknown	402	1,223	1,625
Other race includes Asian, native Hawaiian/Pacific Islander, or other.			
Ethnicity	3,394	12,643	16,037
Hispanic	238	404	642
Non-Hispanic	1,895	9,222	11,117
Unknown	1,261	3,017	4,278
Gender	3,394	12,643	16,037
Female	1,379	7,375	8,754
Male	2,005	5,268	7,273
Unknown	10	0	10



# COVID-19: Dade County vaccine summary

Vaccination data through May 3, 2021 as of May 4, 2021 at 12:05 AM

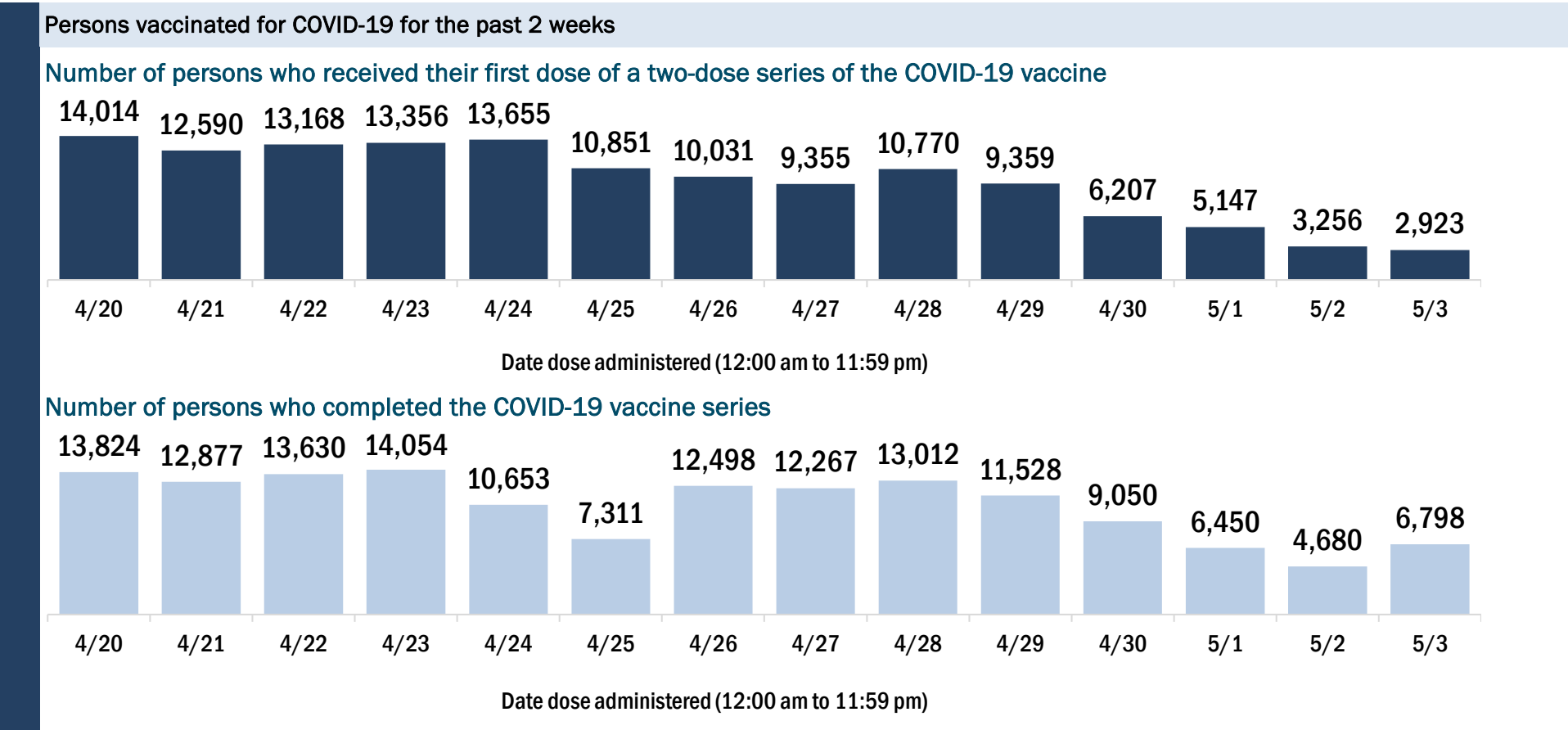
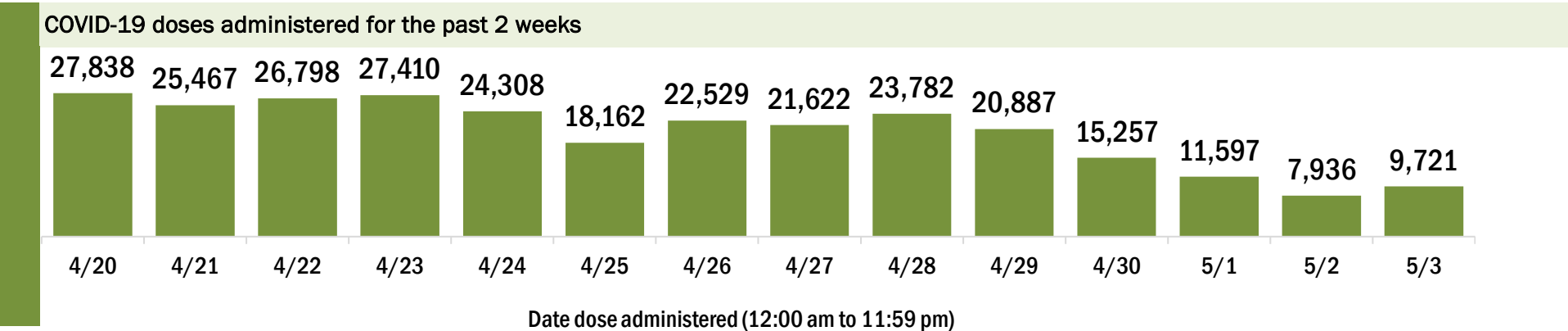
Data in this report are provisional and subject to change.

Data in this summary pertain to COVID-19 vaccines approved by the U.S. Food and Drug Administration and have been issued an Emergency Use Authorization (Janssen COVID-19 Vaccine, Moderna COVID-19 Vaccine and Pfizer-BioNTech COVID-19 Vaccine). These data summarize the number of people who have received either their first dose or have completed the series for a COVID-19 vaccine. **A person can only be counted in one category, first dose or series complete.** For persons receiving Moderna or Pfizer vaccines, once they receive their second dose, they are moved from the first dose column to the series completed column. **Because of this, the total first dose category may show a change from report to report not matching the total receiving their first dose from the previous day.** Persons receiving Johnson & Johnson vaccines will always be counted in the series completed column.

COVID-19 doses for vaccinated persons in Florida	
Doses administered	2,000,917
People receiving one dose of a 1-dose series (Johnson & Johnson) or receiving only one dose of a 2-dose series (Moderna, Pfizer) count once. Persons receiving both doses of a 2-dose series count twice.	

Current status of persons vaccinated for COVID-19 in Florida	
Total people vaccinated	1,254,706
First dose	404,240
Series completed	850,466
Completed 1-dose series	104,255
Completed 2-dose series	746,211
<b>First dose:</b> current number of people who have only received their first dose of the Moderna or Pfizer vaccine.	
<b>Series complete:</b> current number of people who have received both Moderna or Pfizer vaccine doses or one Johnson & Johnson dose and are considered fully immunized.	

Demographic summary	First dose	Series complete	Total people vaccinated
Age group	404,240	850,466	1,254,706
16-24 years	48,076	36,586	84,662
25-34 years	62,034	68,564	130,598
35-44 years	71,099	100,722	171,821
45-54 years	76,937	149,356	226,293
55-64 years	67,225	183,482	250,707
65-74 years	45,013	170,763	215,776
75-84 years	23,626	102,030	125,656
85+ years	10,230	38,963	49,193
Race	404,240	850,466	1,254,706
White	280,198	599,843	880,041
Black	24,405	56,925	81,330
American Indian/Alaskan	1,268	1,855	3,123
Other	46,399	90,758	137,157
Unknown	51,970	101,085	153,055
Other race includes Asian, native Hawaiian/Pacific Islander, or other.			
Ethnicity	404,240	850,466	1,254,706
Hispanic	222,096	415,938	638,034
Non-Hispanic	63,581	184,238	247,819
Unknown	118,563	250,290	368,853
Gender	404,240	850,466	1,254,706
Female	208,793	466,883	675,676
Male	193,515	382,173	575,688
Unknown	1,932	1,410	3,342



# COVID-19: Desoto County vaccine summary

Vaccination data through May 3, 2021 as of May 4, 2021 at 12:05 AM

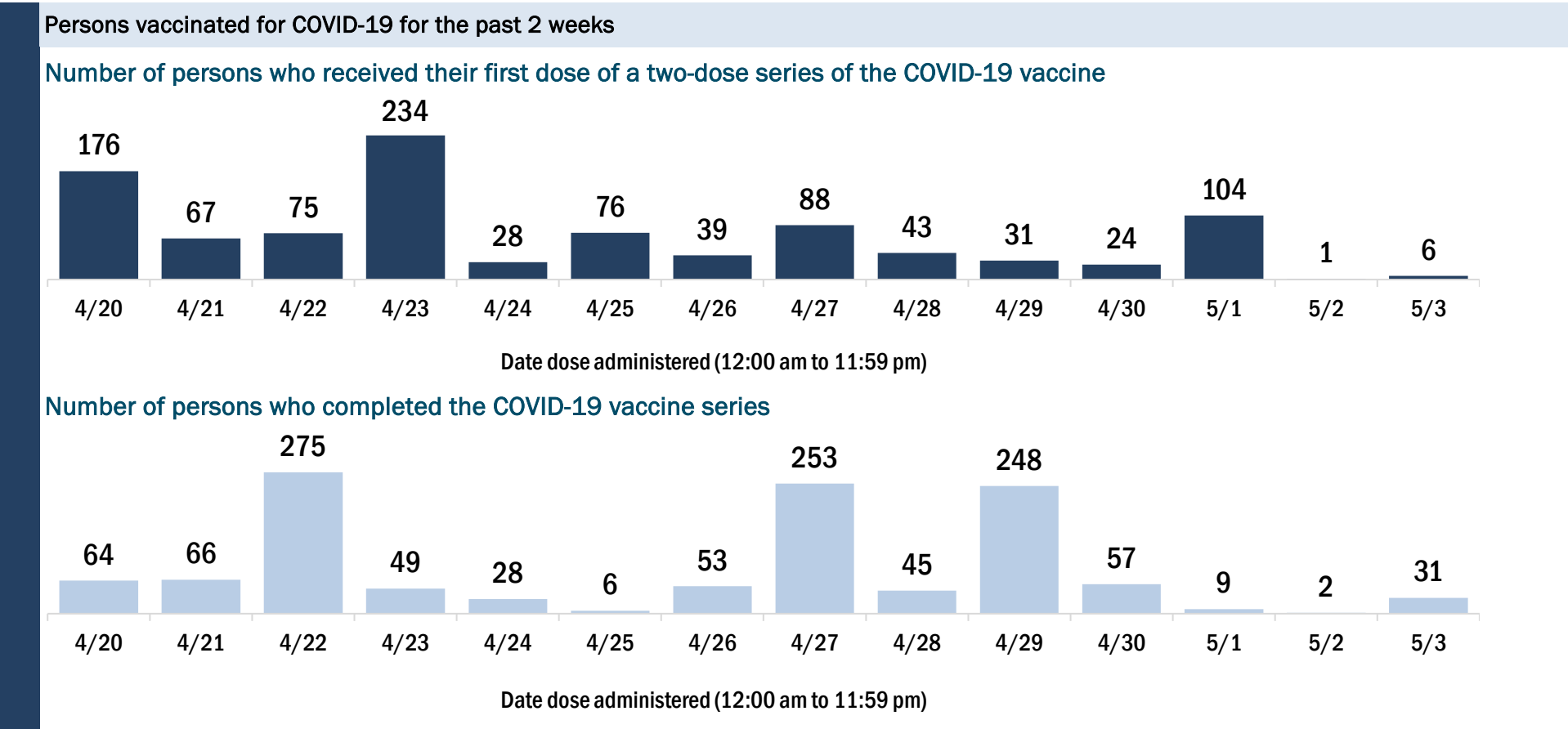
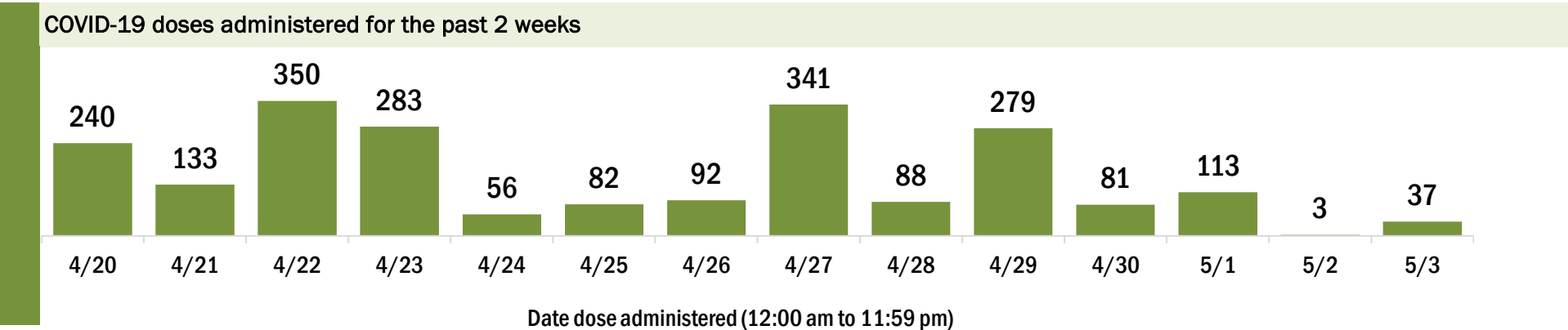
Data in this report are provisional and subject to change.

Data in this summary pertain to COVID-19 vaccines approved by the U.S. Food and Drug Administration and have been issued an Emergency Use Authorization (Janssen COVID-19 Vaccine, Moderna COVID-19 Vaccine and Pfizer-BioNTech COVID-19 Vaccine). These data summarize the number of people who have received either their first dose or have completed the series for a COVID-19 vaccine. **A person can only be counted in one category, first dose or series complete.** For persons receiving Moderna or Pfizer vaccines, once they receive their second dose, they are moved from the first dose column to the series completed column. **Because of this, the total first dose category may show a change from report to report not matching the total receiving their first dose from the previous day.** Persons receiving Johnson & Johnson vaccines will always be counted in the series completed column.

COVID-19 doses for vaccinated persons in Florida	
Doses administered	18,667
People receiving one dose of a 1-dose series (Johnson & Johnson) or receiving only one dose of a 2-dose series (Moderna, Pfizer) count once. Persons receiving both doses of a 2-dose series count twice.	

Current status of persons vaccinated for COVID-19 in Florida	
Total people vaccinated	11,920
First dose	4,654
Series completed	7,266
Completed 1-dose series	519
Completed 2-dose series	6,747
<b>First dose:</b> current number of people who have only received their first dose of the Moderna or Pfizer vaccine.	
<b>Series complete:</b> current number of people who have received both Moderna or Pfizer vaccine doses or one Johnson & Johnson dose and are considered fully immunized.	

Demographic summary	First dose	Series complete	Total people vaccinated
Age group	4,654	7,266	11,920
16-24 years	392	106	498
25-34 years	619	217	836
35-44 years	786	308	1,094
45-54 years	841	575	1,416
55-64 years	972	1,231	2,203
65-74 years	604	2,670	3,274
75-84 years	349	1,748	2,097
85+ years	91	411	502
Race	4,654	7,266	11,920
White	2,290	5,278	7,568
Black	448	395	843
American Indian/Alaskan	18	28	46
Other	1,120	639	1,759
Unknown	778	926	1,704
Other race includes Asian, native Hawaiian/Pacific Islander, or other.			
Ethnicity	4,654	7,266	11,920
Hispanic	1,455	556	2,011
Non-Hispanic	1,919	3,693	5,612
Unknown	1,280	3,017	4,297
Gender	4,654	7,266	11,920
Female	1,556	3,960	5,516
Male	3,098	3,305	6,403
Unknown	0	1	1



# COVID-19: Dixie County vaccine summary

Vaccination data through May 3, 2021 as of May 4, 2021 at 12:05 AM

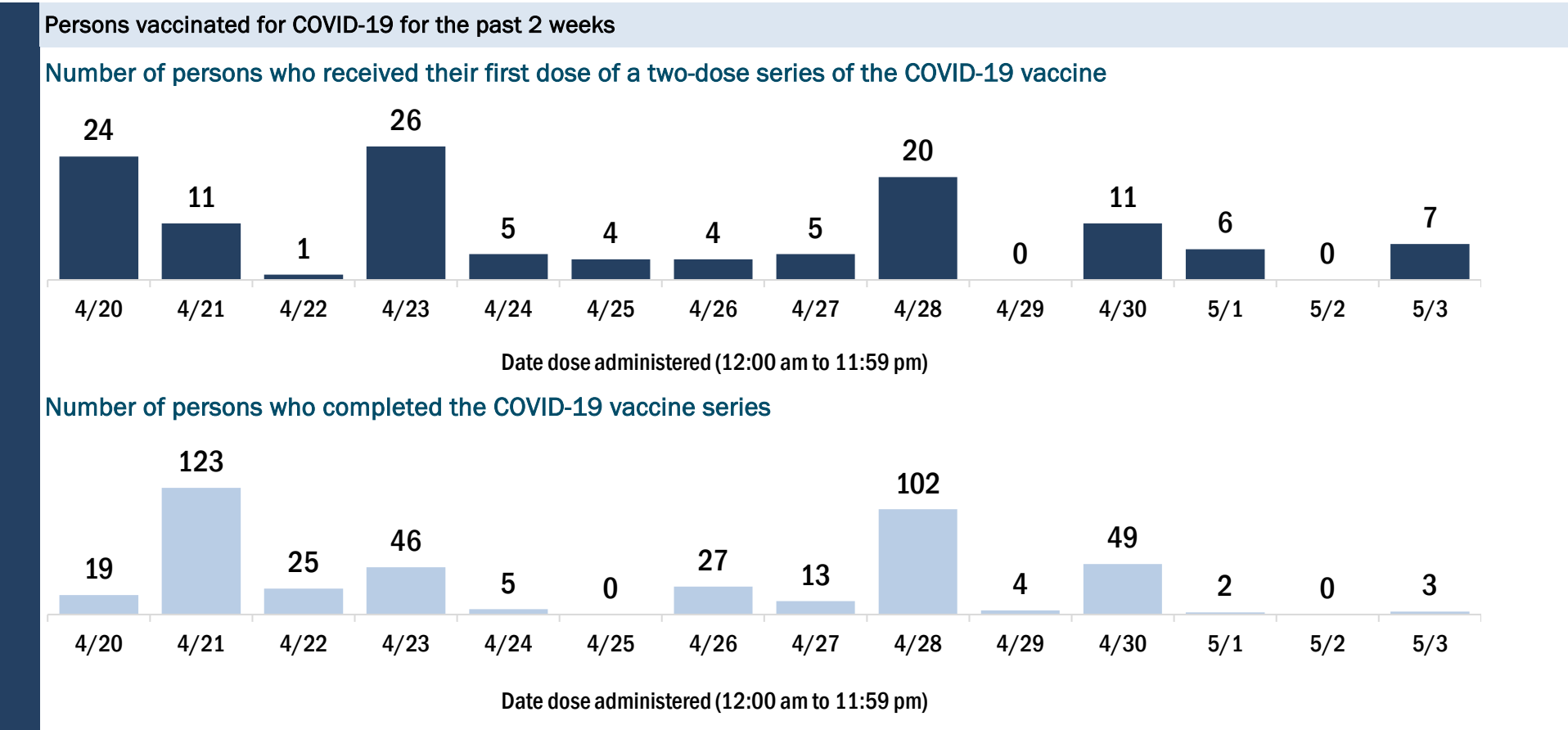
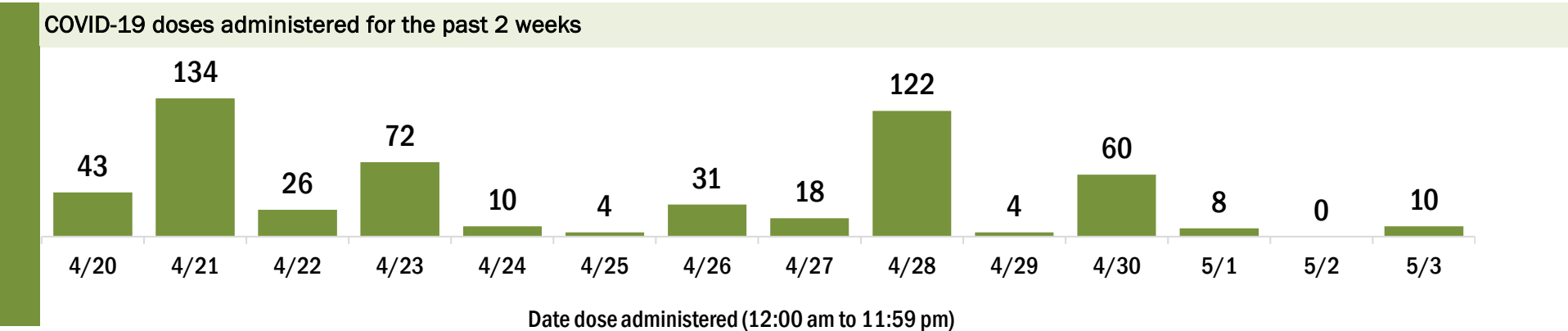
Data in this report are provisional and subject to change.

Data in this summary pertain to COVID-19 vaccines approved by the U.S. Food and Drug Administration and have been issued an Emergency Use Authorization (Janssen COVID-19 Vaccine, Moderna COVID-19 Vaccine and Pfizer-BioNTech COVID-19 Vaccine). These data summarize the number of people who have received either their first dose or have completed the series for a COVID-19 vaccine. **A person can only be counted in one category, first dose or series complete.** For persons receiving Moderna or Pfizer vaccines, once they receive their second dose, they are moved from the first dose column to the series completed column. **Because of this, the total first dose category may show a change from report to report not matching the total receiving their first dose from the previous day.** Persons receiving Johnson & Johnson vaccines will always be counted in the series completed column.

COVID-19 doses for vaccinated persons in Florida	
Doses administered	6,170
People receiving one dose of a 1-dose series (Johnson & Johnson) or receiving only one dose of a 2-dose series (Moderna, Pfizer) count once. Persons receiving both doses of a 2-dose series count twice.	

Current status of persons vaccinated for COVID-19 in Florida	
Total people vaccinated	3,781
First dose	1,041
Series completed	2,740
Completed 1-dose series	351
Completed 2-dose series	2,389
<b>First dose:</b> current number of people who have only received their first dose of the Moderna or Pfizer vaccine.	
<b>Series complete:</b> current number of people who have received both Moderna or Pfizer vaccine doses or one Johnson & Johnson dose and are considered fully immunized.	

Demographic summary	First dose	Series complete	Total people vaccinated
Age group	1,041	2,740	3,781
16-24 years	43	24	67
25-34 years	89	40	129
35-44 years	205	88	293
45-54 years	247	178	425
55-64 years	270	600	870
65-74 years	111	1,067	1,178
75-84 years	56	594	650
85+ years	20	149	169
Race	1,041	2,740	3,781
White	718	2,401	3,119
Black	249	111	360
American Indian/Alaskan	5	15	20
Other	40	77	117
Unknown	29	136	165
Other race includes Asian, native Hawaiian/Pacific Islander, or other.			
Ethnicity	1,041	2,740	3,781
Hispanic	37	51	88
Non-Hispanic	839	2,103	2,942
Unknown	165	586	751
Gender	1,041	2,740	3,781
Female	230	1,452	1,682
Male	811	1,288	2,099
Unknown	0	0	0





# COVID-19: Duval County vaccine summary

Vaccination data through May 3, 2021 as of May 4, 2021 at 12:05 AM

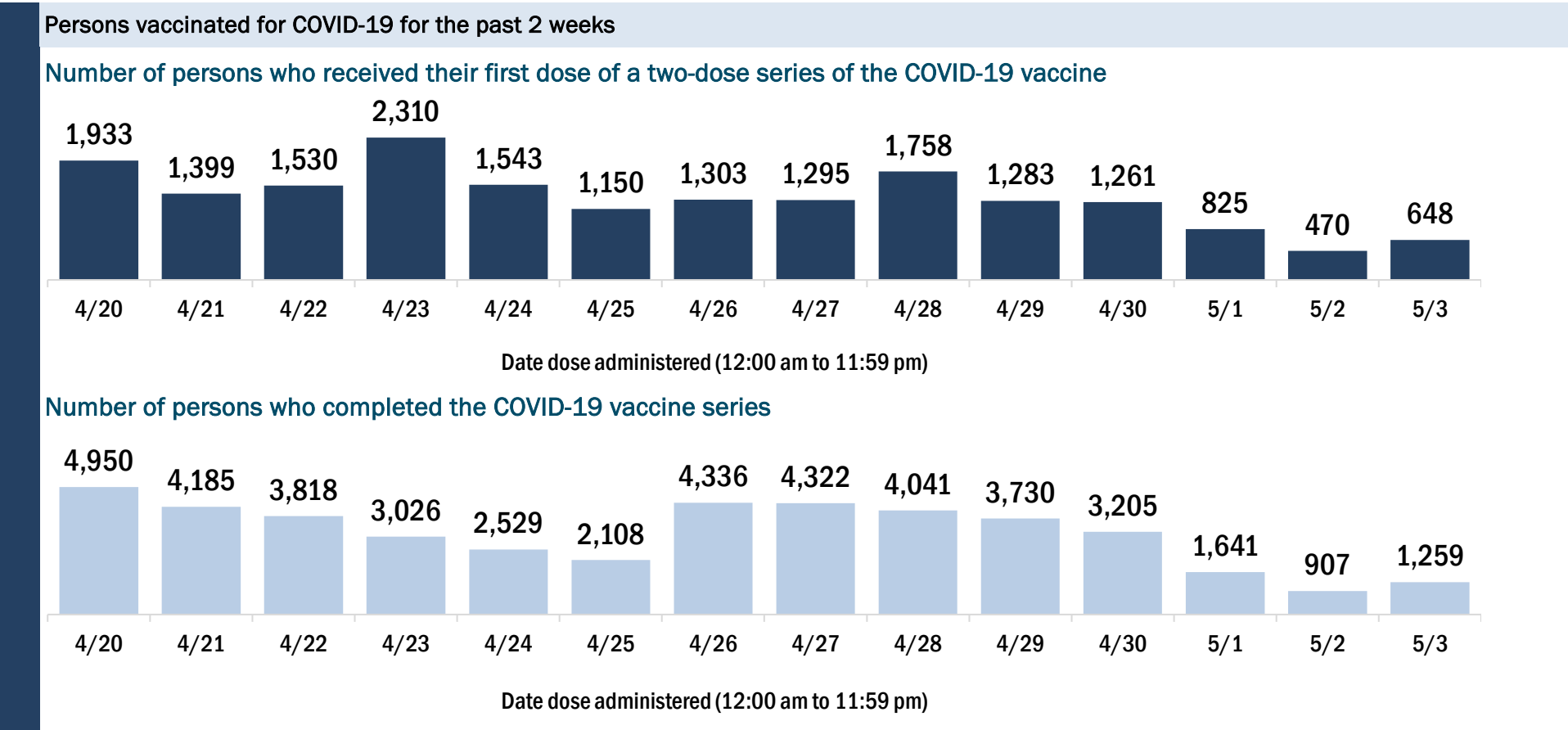
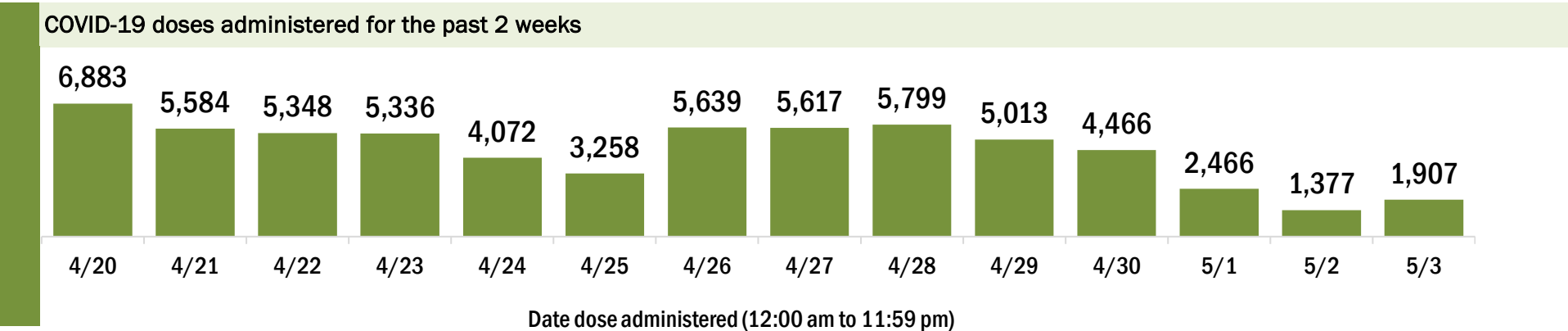
Data in this report are provisional and subject to change.

Data in this summary pertain to COVID-19 vaccines approved by the U.S. Food and Drug Administration and have been issued an Emergency Use Authorization (Janssen COVID-19 Vaccine, Moderna COVID-19 Vaccine and Pfizer-BioNTech COVID-19 Vaccine). These data summarize the number of people who have received either their first dose or have completed the series for a COVID-19 vaccine. **A person can only be counted in one category, first dose or series complete.** For persons receiving Moderna or Pfizer vaccines, once they receive their second dose, they are moved from the first dose column to the series completed column. **Because of this, the total first dose category may show a change from report to report not matching the total receiving their first dose from the previous day.** Persons receiving Johnson & Johnson vaccines will always be counted in the series completed column.

COVID-19 doses for vaccinated persons in Florida	
Doses administered	559,217
People receiving one dose of a 1-dose series (Johnson & Johnson) or receiving only one dose of a 2-dose series (Moderna, Pfizer) count once. Persons receiving both doses of a 2-dose series count twice.	

Current status of persons vaccinated for COVID-19 in Florida	
Total people vaccinated	328,858
First dose	74,167
Series completed	254,691
Completed 1-dose series	24,332
Completed 2-dose series	230,359
First dose: current number of people who have only received their first dose of the Moderna or Pfizer vaccine.	
Series complete: current number of people who have received both Moderna or Pfizer vaccine doses or one Johnson & Johnson dose and are considered fully immunized.	

Demographic summary		First dose	Series complete	Total people vaccinated
Age group		74,167	254,691	328,858
16-24 years		9,104	10,677	19,781
25-34 years		12,356	22,755	35,111
35-44 years		11,919	28,729	40,648
45-54 years		11,063	39,051	50,114
55-64 years		12,100	57,713	69,813
65-74 years		10,864	59,656	70,520
75-84 years		4,678	26,903	31,581
85+ years		2,083	9,207	11,290
Race		74,167	254,691	328,858
White		36,826	148,030	184,856
Black		11,180	42,938	54,118
American Indian/Alaskan		240	609	849
Other		12,047	31,956	44,003
Unknown		13,874	31,158	45,032
Other race includes Asian, native Hawaiian/Pacific Islander, or other.				
Ethnicity		74,167	254,691	328,858
Hispanic		6,629	13,910	20,539
Non-Hispanic		44,920	184,509	229,429
Unknown		22,618	56,272	78,890
Gender		74,167	254,691	328,858
Female		38,300	145,285	183,585
Male		33,422	109,239	142,661
Unknown		2,445	167	2,612



# COVID-19: Escambia County vaccine summary

Vaccination data through May 3, 2021 as of May 4, 2021 at 12:05 AM

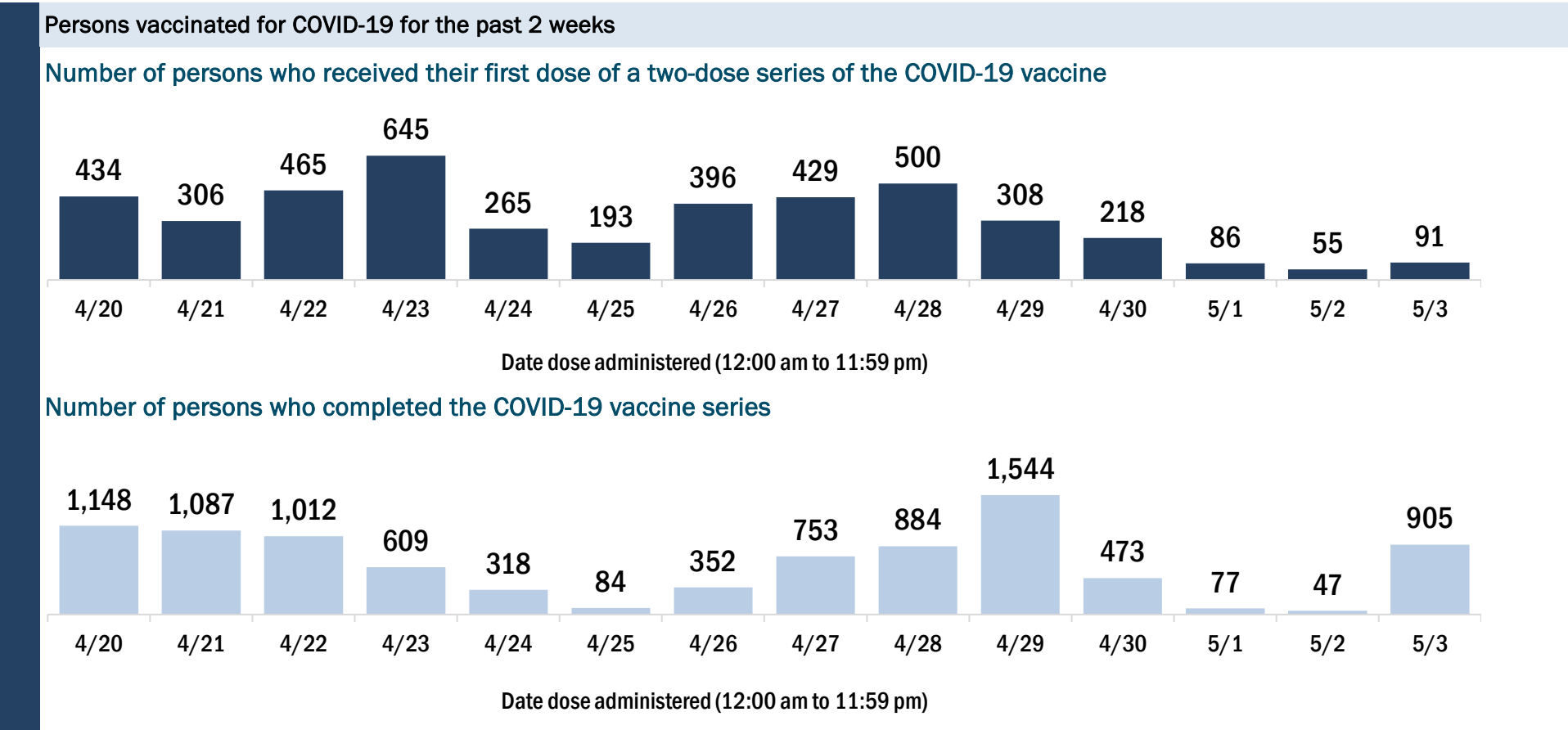
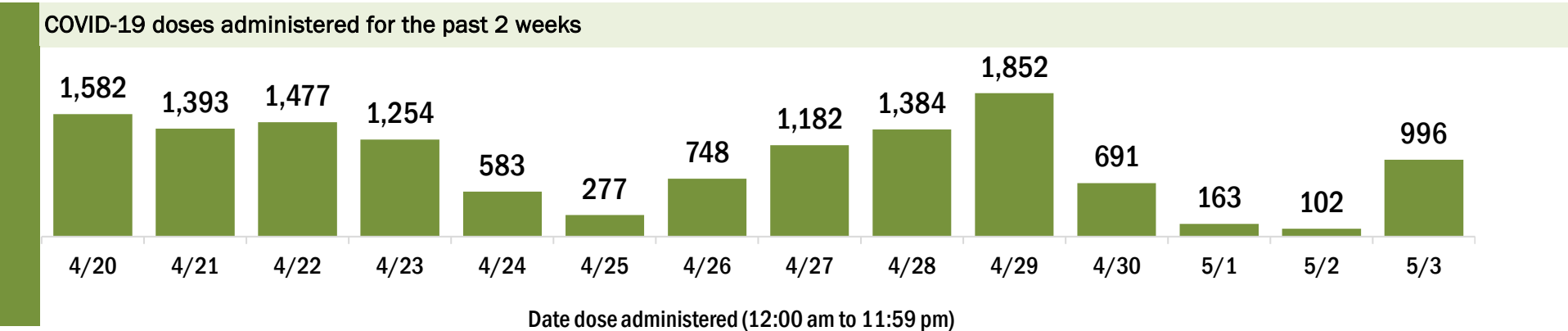
Data in this report are provisional and subject to change.

Data in this summary pertain to COVID-19 vaccines approved by the U.S. Food and Drug Administration and have been issued an Emergency Use Authorization (Janssen COVID-19 Vaccine, Moderna COVID-19 Vaccine and Pfizer-BioNTech COVID-19 Vaccine). These data summarize the number of people who have received either their first dose or have completed the series for a COVID-19 vaccine. **A person can only be counted in one category, first dose or series complete.** For persons receiving Moderna or Pfizer vaccines, once they receive their second dose, they are moved from the first dose column to the series completed column. **Because of this, the total first dose category may show a change from report to report not matching the total receiving their first dose from the previous day.** Persons receiving Johnson & Johnson vaccines will always be counted in the series completed column.

COVID-19 doses for vaccinated persons in Florida	
Doses administered	163,895
People receiving one dose of a 1-dose series (Johnson & Johnson) or receiving only one dose of a 2-dose series (Moderna, Pfizer) count once. Persons receiving both doses of a 2-dose series count twice.	

Current status of persons vaccinated for COVID-19 in Florida	
Total people vaccinated	98,196
First dose	25,311
Series completed	72,885
Completed 1-dose series	7,186
Completed 2-dose series	65,699
First dose: current number of people who have only received their first dose of the Moderna or Pfizer vaccine.	
Series complete: current number of people who have received both Moderna or Pfizer vaccine doses or one Johnson & Johnson dose and are considered fully immunized.	

Demographic summary	First dose	Series complete	Total people vaccinated
Age group	25,311	72,885	98,196
16-24 years	3,283	2,002	5,285
25-34 years	4,090	4,290	8,380
35-44 years	3,570	5,670	9,240
45-54 years	3,475	8,971	12,446
55-64 years	4,264	16,792	21,056
65-74 years	3,782	20,400	24,182
75-84 years	2,029	10,860	12,889
85+ years	818	3,900	4,718
Race	25,311	72,885	98,196
White	13,312	44,633	57,945
Black	3,445	10,847	14,292
American Indian/Alaskan	134	546	680
Other	2,661	6,691	9,352
Unknown	5,759	10,168	15,927
Other race includes Asian, native Hawaiian/Pacific Islander, or other.			
Ethnicity	25,311	72,885	98,196
Hispanic	1,132	1,833	2,965
Non-Hispanic	15,133	51,444	66,577
Unknown	9,046	19,608	28,654
Gender	25,311	72,885	98,196
Female	13,720	42,641	56,361
Male	11,518	30,166	41,684
Unknown	73	78	151



# COVID-19: Flagler County vaccine summary

Vaccination data through May 3, 2021 as of May 4, 2021 at 12:05 AM

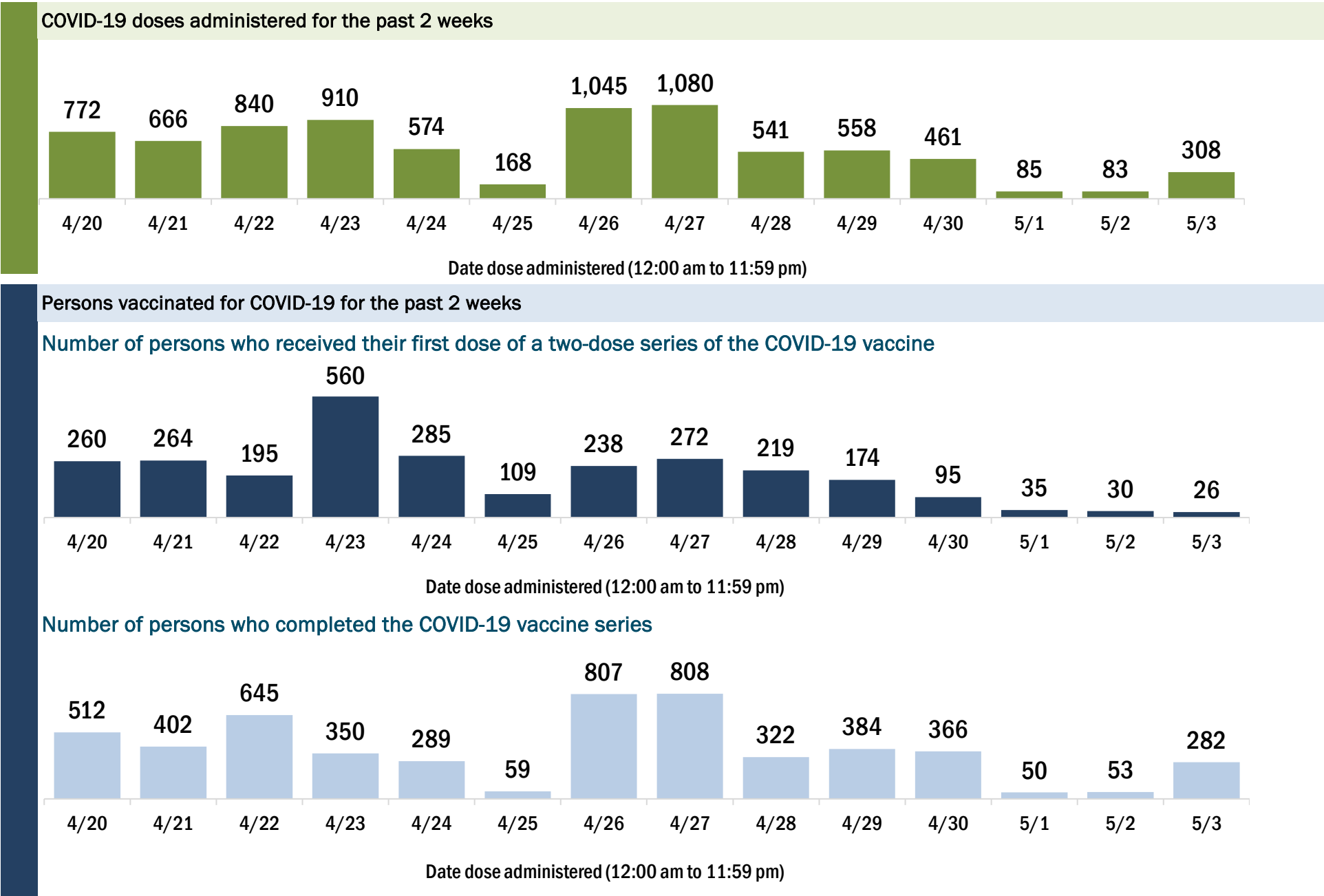
Data in this report are provisional and subject to change.

Data in this summary pertain to COVID-19 vaccines approved by the U.S. Food and Drug Administration and have been issued an Emergency Use Authorization (Janssen COVID-19 Vaccine, Moderna COVID-19 Vaccine and Pfizer-BioNTech COVID-19 Vaccine). These data summarize the number of people who have received either their first dose or have completed the series for a COVID-19 vaccine. **A person can only be counted in one category, first dose or series complete.** For persons receiving Moderna or Pfizer vaccines, once they receive their second dose, they are moved from the first dose column to the series completed column. **Because of this, the total first dose category may show a change from report to report not matching the total receiving their first dose from the previous day.** Persons receiving Johnson & Johnson vaccines will always be counted in the series completed column.

COVID-19 doses for vaccinated persons in Florida	
Doses administered	88,444
People receiving one dose of a 1-dose series (Johnson & Johnson) or receiving only one dose of a 2-dose series (Moderna, Pfizer) count once. Persons receiving both doses of a 2-dose series count twice.	

Current status of persons vaccinated for COVID-19 in Florida	
Total people vaccinated	51,877
First dose	13,091
Series completed	38,786
Completed 1-dose series	2,219
Completed 2-dose series	36,567
First dose: current number of people who have only received their first dose of the Moderna or Pfizer vaccine.	
Series complete: current number of people who have received both Moderna or Pfizer vaccine doses or one Johnson & Johnson dose and are considered fully immunized.	

Demographic summary	First dose	Series complete	Total people vaccinated
Age group	13,091	38,786	51,877
16-24 years	1,274	546	1,820
25-34 years	1,163	898	2,061
35-44 years	1,586	1,690	3,276
45-54 years	2,164	3,217	5,381
55-64 years	2,921	7,403	10,324
65-74 years	2,166	14,418	16,584
75-84 years	1,339	8,338	9,677
85+ years	478	2,276	2,754
Race	13,091	38,786	51,877
White	8,158	26,208	34,366
Black	911	2,536	3,447
American Indian/Alaskan	101	220	321
Other	1,205	3,499	4,704
Unknown	2,716	6,323	9,039
Other race includes Asian, native Hawaiian/Pacific Islander, or other.			
Ethnicity	13,091	38,786	51,877
Hispanic	1,350	2,203	3,553
Non-Hispanic	7,517	23,601	31,118
Unknown	4,224	12,982	17,206
Gender	13,091	38,786	51,877
Female	6,859	21,814	28,673
Male	6,072	16,777	22,849
Unknown	160	195	355



# COVID-19: Franklin County vaccine summary

Vaccination data through May 3, 2021 as of May 4, 2021 at 12:05 AM

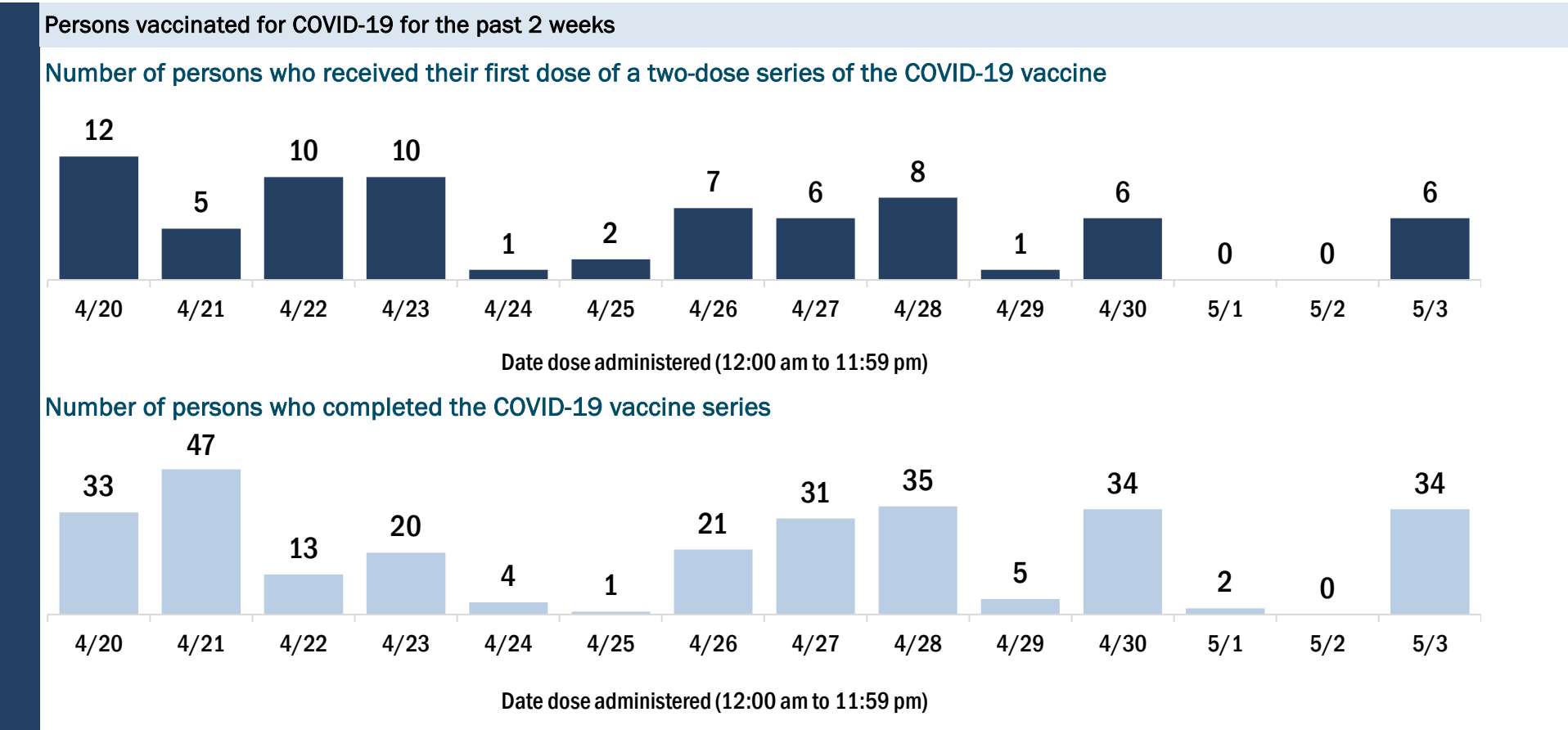
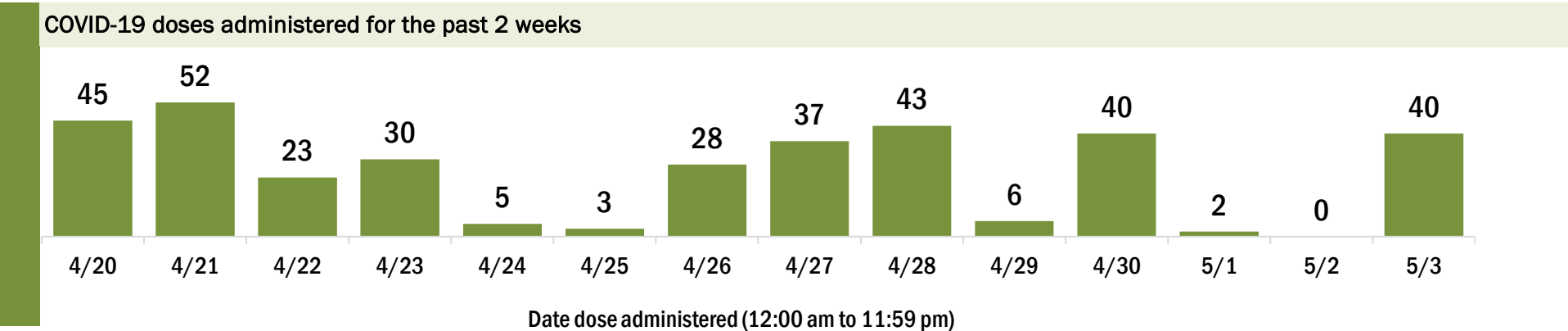
Data in this report are provisional and subject to change.

Data in this summary pertain to COVID-19 vaccines approved by the U.S. Food and Drug Administration and have been issued an Emergency Use Authorization (Janssen COVID-19 Vaccine, Moderna COVID-19 Vaccine and Pfizer-BioNTech COVID-19 Vaccine). These data summarize the number of people who have received either their first dose or have completed the series for a COVID-19 vaccine. **A person can only be counted in one category, first dose or series complete.** For persons receiving Moderna or Pfizer vaccines, once they receive their second dose, they are moved from the first dose column to the series completed column. **Because of this, the total first dose category may show a change from report to report not matching the total receiving their first dose from the previous day.** Persons receiving Johnson & Johnson vaccines will always be counted in the series completed column.

COVID-19 doses for vaccinated persons in Florida	
Doses administered	7,094
People receiving one dose of a 1-dose series (Johnson & Johnson) or receiving only one dose of a 2-dose series (Moderna, Pfizer) count once. Persons receiving both doses of a 2-dose series count twice.	

Current status of persons vaccinated for COVID-19 in Florida	
Total people vaccinated	3,998
First dose	811
Series completed	3,187
Completed 1-dose series	91
Completed 2-dose series	3,096
First dose: current number of people who have only received their first dose of the Moderna or Pfizer vaccine.	
Series complete: current number of people who have received both Moderna or Pfizer vaccine doses or one Johnson & Johnson dose and are considered fully immunized.	

Demographic summary	First dose	Series complete	Total people vaccinated
Age group	811	3,187	3,998
16-24 years	36	24	60
25-34 years	110	60	170
35-44 years	142	108	250
45-54 years	151	256	407
55-64 years	187	698	885
65-74 years	128	1,311	1,439
75-84 years	46	610	656
85+ years	11	120	131
Race	811	3,187	3,998
White	581	2,849	3,430
Black	168	149	317
American Indian/Alaskan	1	8	9
Other	31	123	154
Unknown	30	58	88
Other race includes Asian, native Hawaiian/Pacific Islander, or other.			
Ethnicity	811	3,187	3,998
Hispanic	12	47	59
Non-Hispanic	418	2,738	3,156
Unknown	381	402	783
Gender	811	3,187	3,998
Female	262	1,689	1,951
Male	549	1,498	2,047
Unknown	0	0	0





# COVID-19: Gadsden County vaccine summary

Vaccination data through May 3, 2021 as of May 4, 2021 at 12:05 AM

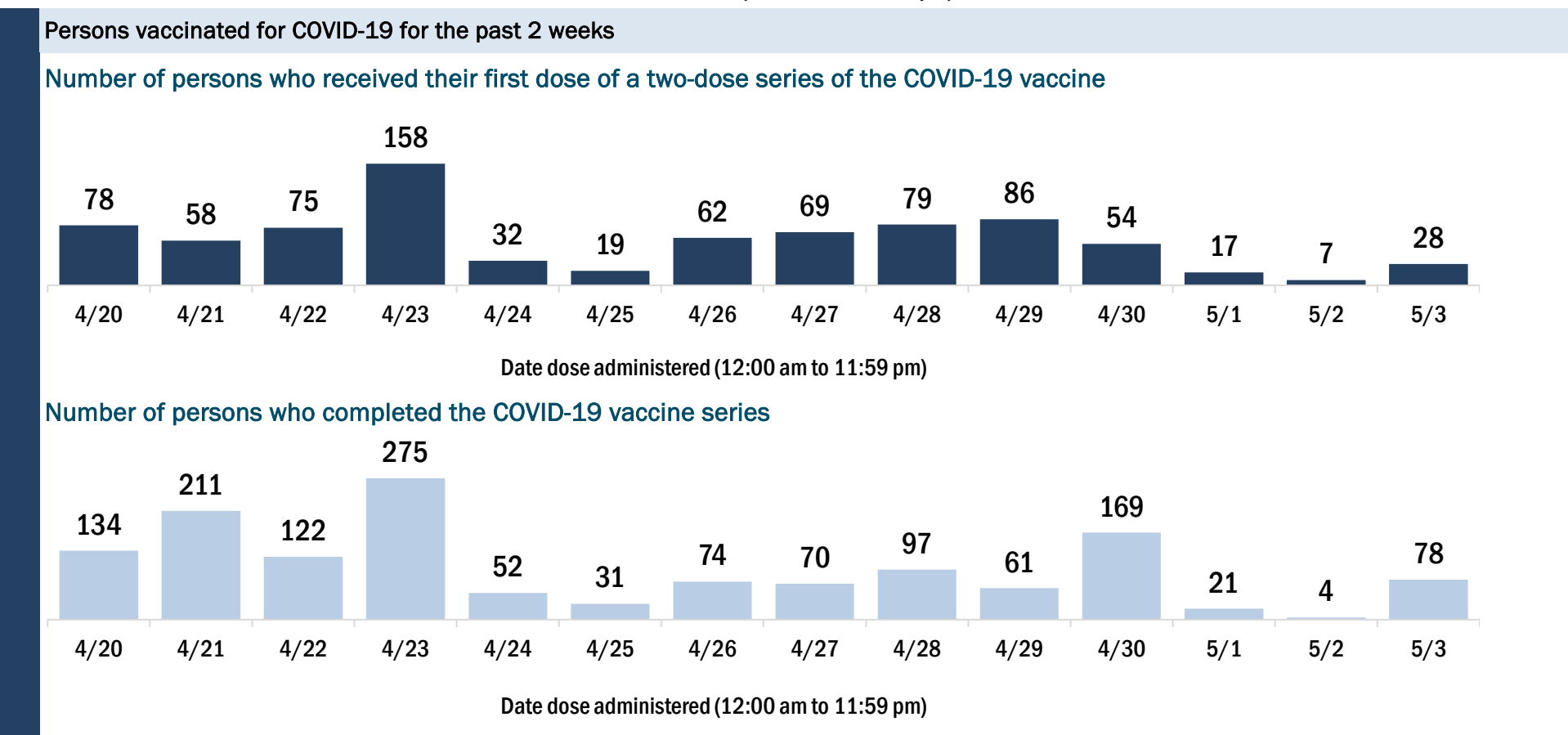
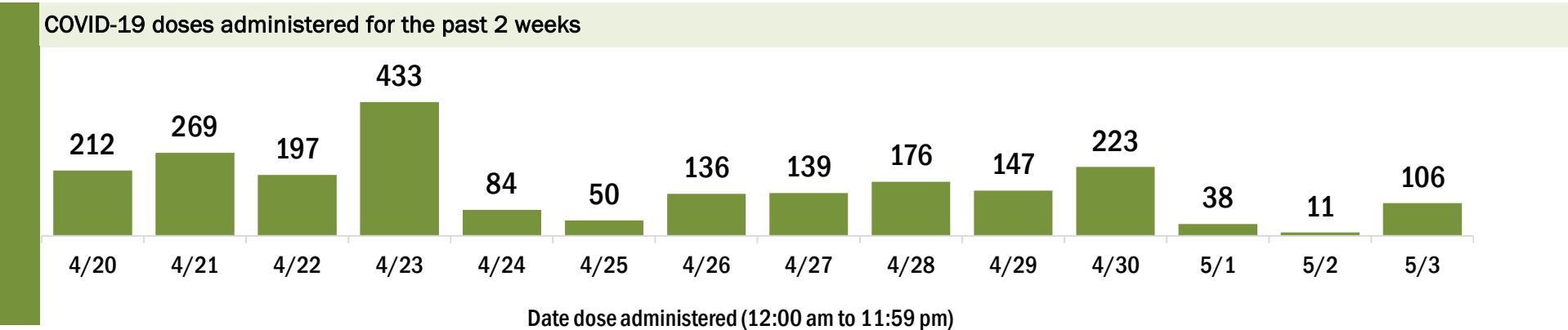
Data in this report are provisional and subject to change.

Data in this summary pertain to COVID-19 vaccines approved by the U.S. Food and Drug Administration and have been issued an Emergency Use Authorization (Janssen COVID-19 Vaccine, Moderna COVID-19 Vaccine and Pfizer-BioNTech COVID-19 Vaccine). These data summarize the number of people who have received either their first dose or have completed the series for a COVID-19 vaccine. **A person can only be counted in one category, first dose or series complete.** For persons receiving Moderna or Pfizer vaccines, once they receive their second dose, they are moved from the first dose column to the series completed column. **Because of this, the total first dose category may show a change from report to report not matching the total receiving their first dose from the previous day.** Persons receiving Johnson & Johnson vaccines will always be counted in the series completed column.

COVID-19 doses for vaccinated persons in Florida	
Doses administered	28,037
People receiving one dose of a 1-dose series (Johnson & Johnson) or receiving only one dose of a 2-dose series (Moderna, Pfizer) count once. Persons receiving both doses of a 2-dose series count twice.	

Current status of persons vaccinated for COVID-19 in Florida	
Total people vaccinated	16,802
First dose	3,781
Series completed	13,021
Completed 1-dose series	1,786
Completed 2-dose series	11,235
<b>First dose:</b> current number of people who have only received their first dose of the Moderna or Pfizer vaccine.	
<b>Series complete:</b> current number of people who have received both Moderna or Pfizer vaccine doses or one Johnson & Johnson dose and are considered fully immunized.	

Demographic summary	First dose	Series complete	Total people vaccinated
Age group	3,781	13,021	16,802
16-24 years	338	241	579
25-34 years	413	702	1,115
35-44 years	732	1,163	1,895
45-54 years	814	1,823	2,637
55-64 years	771	3,054	3,825
65-74 years	435	3,711	4,146
75-84 years	204	1,750	1,954
85+ years	74	577	651
Race	3,781	13,021	16,802
White	1,063	4,814	5,877
Black	1,589	5,596	7,185
American Indian/Alaskan	7	28	35
Other	631	1,704	2,335
Unknown	491	879	1,370
Other race includes Asian, native Hawaiian/Pacific Islander, or other.			
Ethnicity	3,781	13,021	16,802
Hispanic	568	484	1,052
Non-Hispanic	2,243	9,897	12,140
Unknown	970	2,640	3,610
Gender	3,781	13,021	16,802
Female	1,891	8,090	9,981
Male	1,890	4,931	6,821
Unknown	0	0	0



# COVID-19: Gilchrist County vaccine summary

Vaccination data through May 3, 2021 as of May 4, 2021 at 12:05 AM

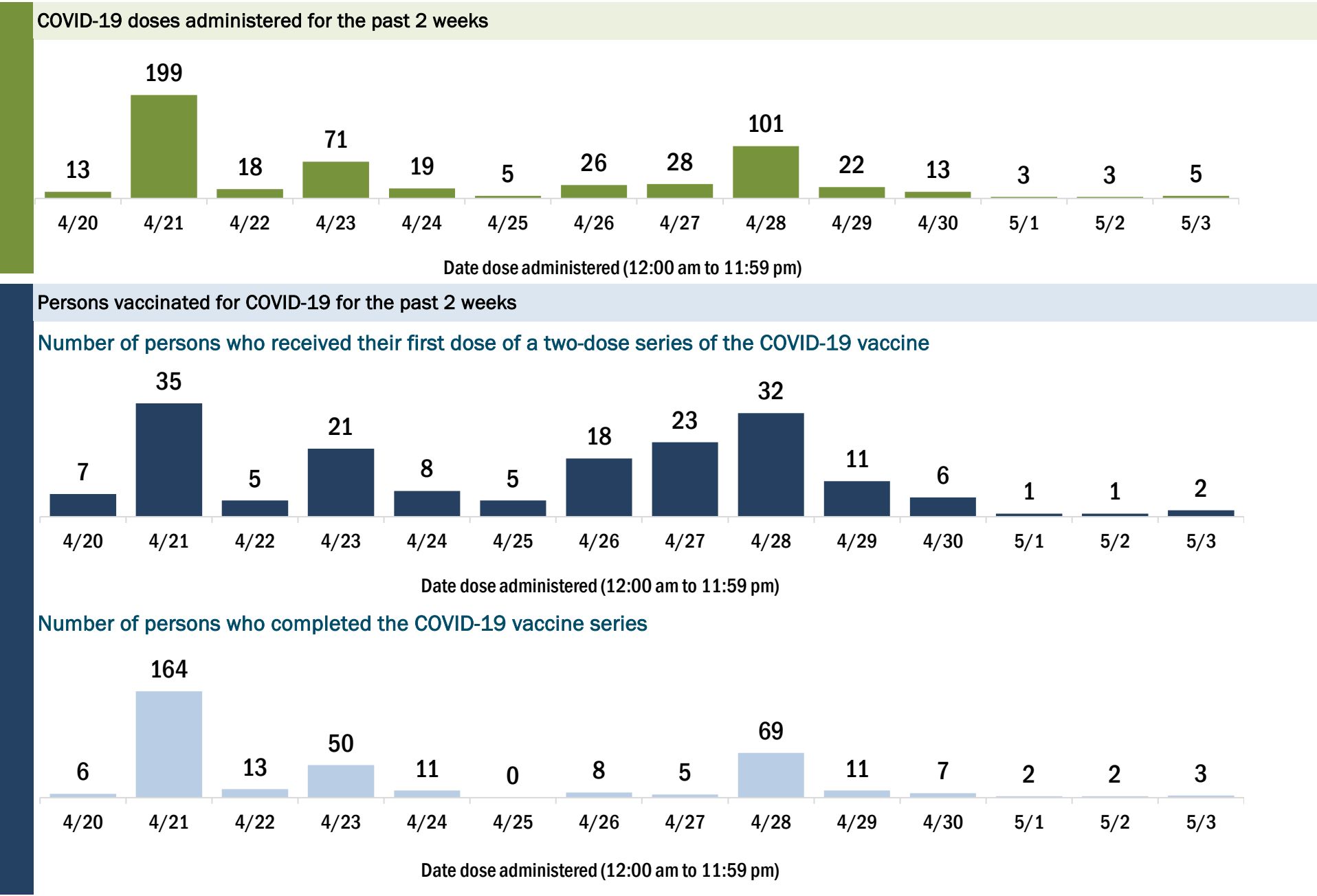
Data in this report are provisional and subject to change.

Data in this summary pertain to COVID-19 vaccines approved by the U.S. Food and Drug Administration and have been issued an Emergency Use Authorization (Janssen COVID-19 Vaccine, Moderna COVID-19 Vaccine and Pfizer-BioNTech COVID-19 Vaccine). These data summarize the number of people who have received either their first dose or have completed the series for a COVID-19 vaccine. **A person can only be counted in one category, first dose or series complete.** For persons receiving Moderna or Pfizer vaccines, once they receive their second dose, they are moved from the first dose column to the series completed column. **Because of this, the total first dose category may show a change from report to report not matching the total receiving their first dose from the previous day.** Persons receiving Johnson & Johnson vaccines will always be counted in the series completed column.

COVID-19 doses for vaccinated persons in Florida	
Doses administered	6,497
People receiving one dose of a 1-dose series (Johnson & Johnson) or receiving only one dose of a 2-dose series (Moderna, Pfizer) count once. Persons receiving both doses of a 2-dose series count twice.	

Current status of persons vaccinated for COVID-19 in Florida	
Total people vaccinated	3,861
First dose	807
Series completed	3,054
Completed 1-dose series	418
Completed 2-dose series	2,636
First dose: current number of people who have only received their first dose of the Moderna or Pfizer vaccine.	
Series complete: current number of people who have received both Moderna or Pfizer vaccine doses or one Johnson & Johnson dose and are considered fully immunized.	

Demographic summary	First dose	Series complete	Total people vaccinated
Age group	807	3,054	3,861
16-24 years	50	60	110
25-34 years	75	92	167
35-44 years	125	143	268
45-54 years	140	295	435
55-64 years	198	641	839
65-74 years	150	1,001	1,151
75-84 years	49	621	670
85+ years	20	201	221
Race	807	3,054	3,861
White	587	2,238	2,825
Black	46	50	96
American Indian/Alaskan	4	10	14
Other	62	223	285
Unknown	108	533	641
Other race includes Asian, native Hawaiian/Pacific Islander, or other.			
Ethnicity	807	3,054	3,861
Hispanic	59	71	130
Non-Hispanic	426	1,451	1,877
Unknown	322	1,532	1,854
Gender	807	3,054	3,861
Female	395	1,783	2,178
Male	412	1,270	1,682
Unknown	0	1	1



# COVID-19: Glades County vaccine summary

Vaccination data through May 3, 2021 as of May 4, 2021 at 12:05 AM

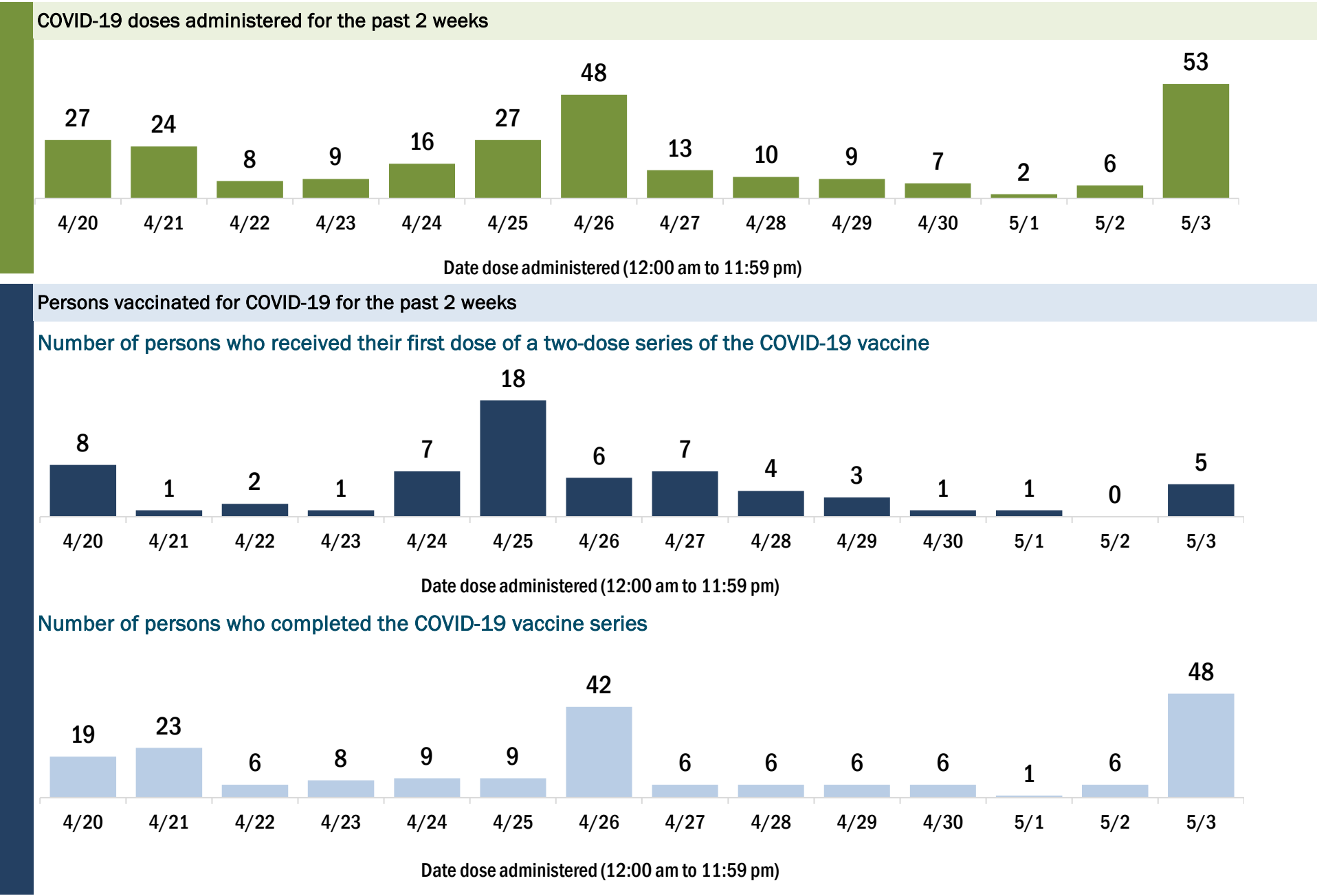
Data in this report are provisional and subject to change.

Data in this summary pertain to COVID-19 vaccines approved by the U.S. Food and Drug Administration and have been issued an Emergency Use Authorization (Janssen COVID-19 Vaccine, Moderna COVID-19 Vaccine and Pfizer-BioNTech COVID-19 Vaccine). These data summarize the number of people who have received either their first dose or have completed the series for a COVID-19 vaccine. **A person can only be counted in one category, first dose or series complete.** For persons receiving Moderna or Pfizer vaccines, once they receive their second dose, they are moved from the first dose column to the series completed column. **Because of this, the total first dose category may show a change from report to report not matching the total receiving their first dose from the previous day.** Persons receiving Johnson & Johnson vaccines will always be counted in the series completed column.

COVID-19 doses for vaccinated persons in Florida	
Doses administered	4,989
People receiving one dose of a 1-dose series (Johnson & Johnson) or receiving only one dose of a 2-dose series (Moderna, Pfizer) count once. Persons receiving both doses of a 2-dose series count twice.	

Current status of persons vaccinated for COVID-19 in Florida	
Total people vaccinated	2,986
First dose	748
Series completed	2,238
Completed 1-dose series	235
Completed 2-dose series	2,003
First dose: current number of people who have only received their first dose of the Moderna or Pfizer vaccine.	
Series complete: current number of people who have received both Moderna or Pfizer vaccine doses or one Johnson & Johnson dose and are considered fully immunized.	

Demographic summary	First dose	Series complete	Total people vaccinated
Age group	748	2,238	2,986
16-24 years	119	13	132
25-34 years	235	54	289
35-44 years	125	85	210
45-54 years	76	173	249
55-64 years	83	388	471
65-74 years	56	831	887
75-84 years	44	581	625
85+ years	10	113	123
Race	748	2,238	2,986
White	638	1,654	2,292
Black	29	117	146
American Indian/Alaskan	1	18	19
Other	28	116	144
Unknown	52	333	385
Other race includes Asian, native Hawaiian/Pacific Islander, or other.			
Ethnicity	748	2,238	2,986
Hispanic	468	125	593
Non-Hispanic	151	1,051	1,202
Unknown	129	1,062	1,191
Gender	748	2,238	2,986
Female	155	1,046	1,201
Male	593	1,192	1,785
Unknown	0	0	0



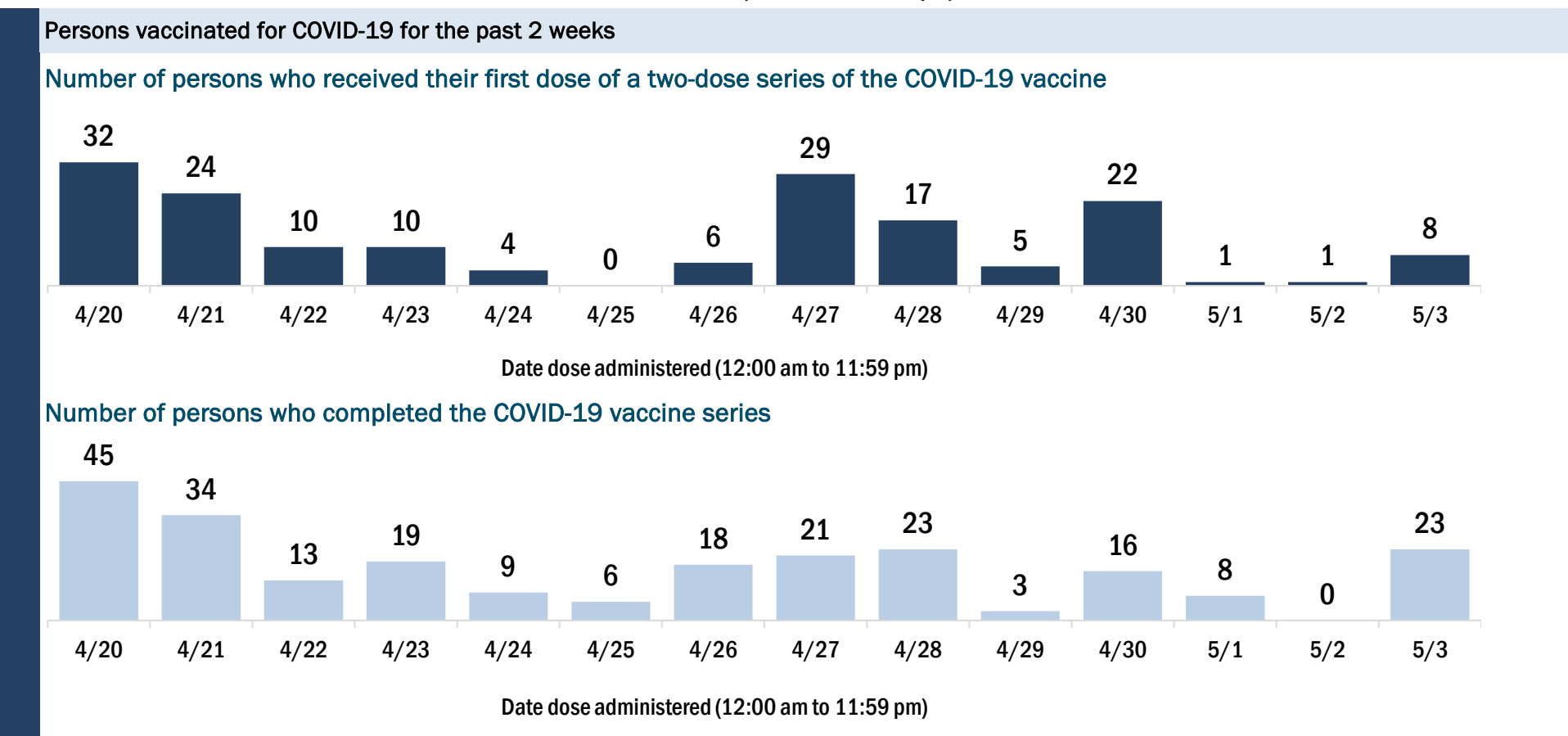
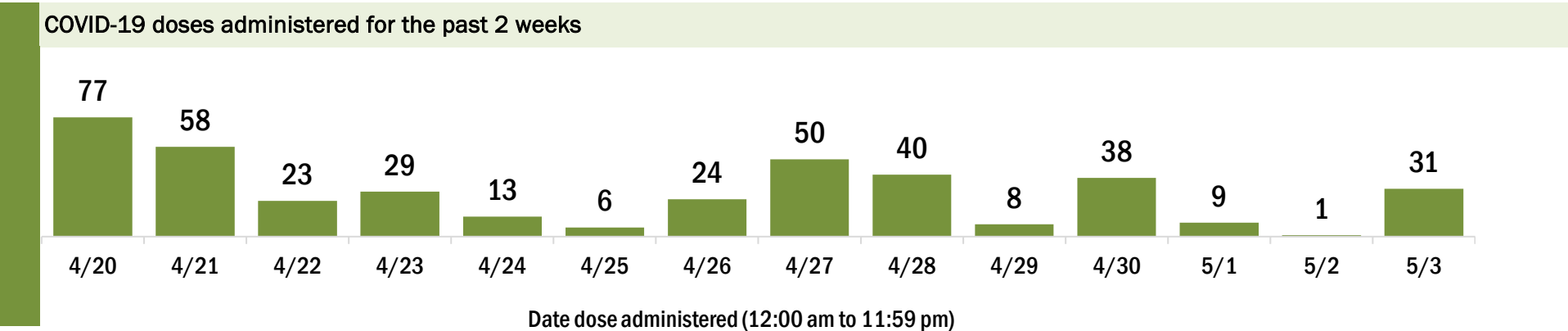
# COVID-19: Gulf County vaccine summary

Vaccination data through May 3, 2021 as of May 4, 2021 at 12:05 AM

Data in this report are provisional and subject to change.

Data in this summary pertain to COVID-19 vaccines approved by the U.S. Food and Drug Administration and have been issued an Emergency Use Authorization (Janssen COVID-19 Vaccine, Moderna COVID-19 Vaccine and Pfizer-BioNTech COVID-19 Vaccine). These data summarize the number of people who have received either their first dose or have completed the series for a COVID-19 vaccine. **A person can only be counted in one category, first dose or series complete.** For persons receiving Moderna or Pfizer vaccines, once they receive their second dose, they are moved from the first dose column to the series completed column. **Because of this, the total first dose category may show a change from report to report not matching the total receiving their first dose from the previous day.** Persons receiving Johnson & Johnson vaccines will always be counted in the series completed column.

COVID-19 doses for vaccinated persons in Florida		Demographic summary			
Doses administered	7,950	First dose	Series complete	Total people vaccinated	
People receiving one dose of a 1-dose series (Johnson & Johnson) or receiving only one dose of a 2-dose series (Moderna, Pfizer) count once. Persons receiving both doses of a 2-dose series count twice.		Age group	1,182	3,507	4,689
		16-24 years	61	52	113
		25-34 years	161	76	237
		35-44 years	184	135	319
		45-54 years	257	274	531
		55-64 years	287	615	902
		65-74 years	138	1,471	1,609
		75-84 years	85	693	778
		85+ years	9	191	200
		Race	1,182	3,507	4,689
		White	822	3,077	3,899
		Black	270	258	528
		American Indian/Alaskan	3	10	13
		Other	66	95	161
		Unknown	21	67	88
		Other race includes Asian, native Hawaiian/Pacific Islander, or other.			
		Ethnicity	1,182	3,507	4,689
		Hispanic	13	41	54
		Non-Hispanic	549	3,135	3,684
		Unknown	620	331	951
		Gender	1,182	3,507	4,689
		Female	428	1,844	2,272
		Male	754	1,663	2,417
		Unknown	0	0	0





# COVID-19: Hamilton County vaccine summary

Vaccination data through May 3, 2021 as of May 4, 2021 at 12:05 AM

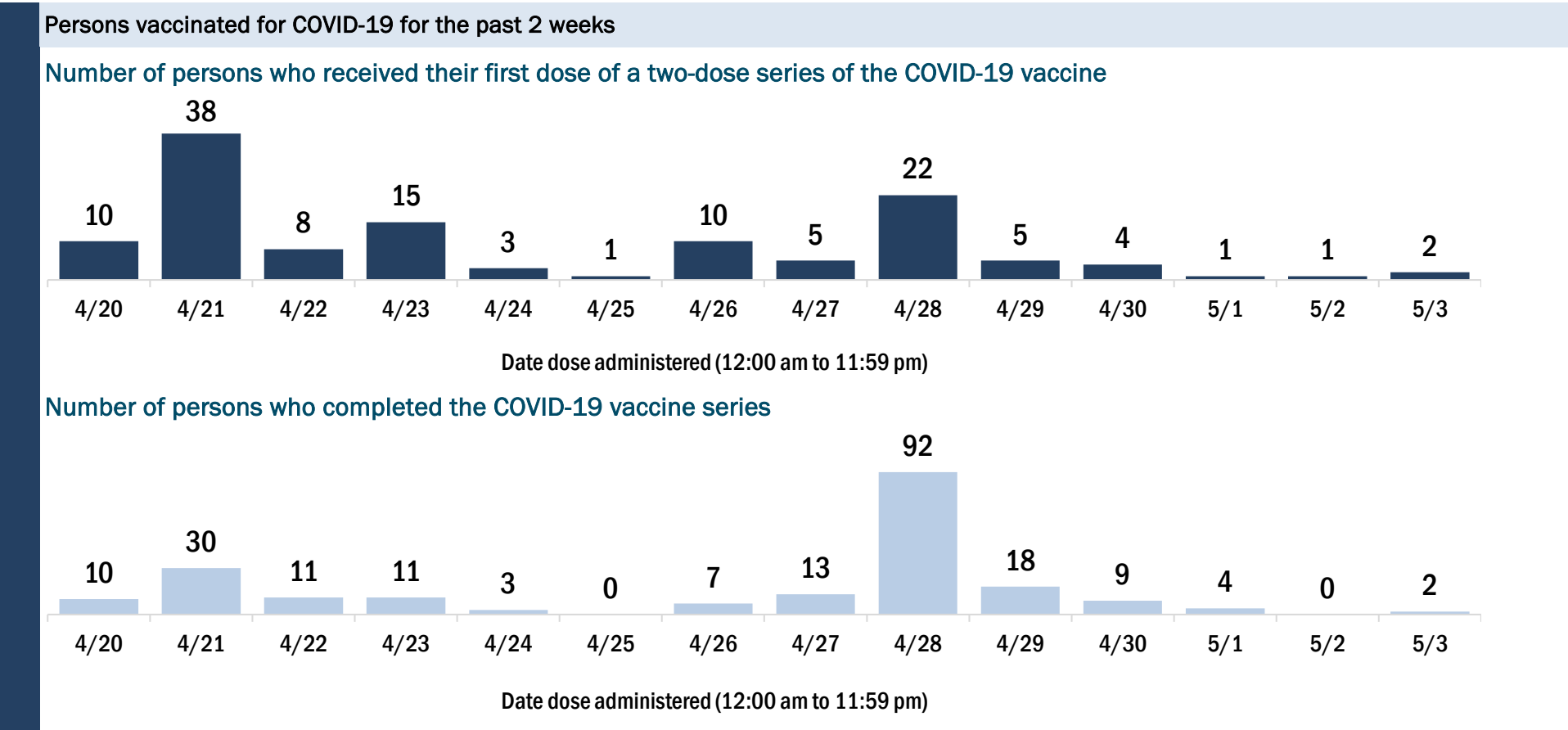
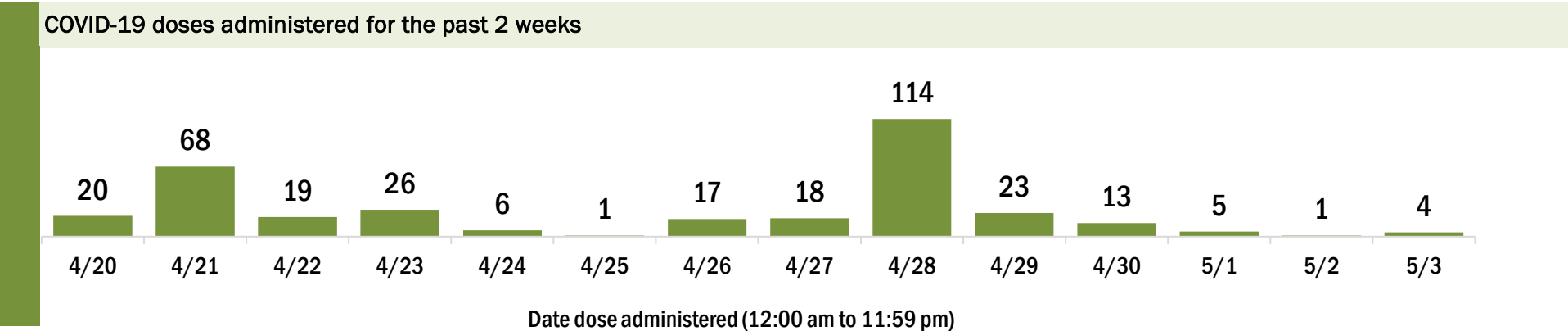
Data in this report are provisional and subject to change.

Data in this summary pertain to COVID-19 vaccines approved by the U.S. Food and Drug Administration and have been issued an Emergency Use Authorization (Janssen COVID-19 Vaccine, Moderna COVID-19 Vaccine and Pfizer-BioNTech COVID-19 Vaccine). These data summarize the number of people who have received either their first dose or have completed the series for a COVID-19 vaccine. **A person can only be counted in one category, first dose or series complete.** For persons receiving Moderna or Pfizer vaccines, once they receive their second dose, they are moved from the first dose column to the series completed column. **Because of this, the total first dose category may show a change from report to report not matching the total receiving their first dose from the previous day.** Persons receiving Johnson & Johnson vaccines will always be counted in the series completed column.

COVID-19 doses for vaccinated persons in Florida	
Doses administered	5,358
People receiving one dose of a 1-dose series (Johnson & Johnson) or receiving only one dose of a 2-dose series (Moderna, Pfizer) count once. Persons receiving both doses of a 2-dose series count twice.	

Current status of persons vaccinated for COVID-19 in Florida	
Total people vaccinated	3,252
First dose	919
Series completed	2,333
Completed 1-dose series	227
Completed 2-dose series	2,106
First dose: current number of people who have only received their first dose of the Moderna or Pfizer vaccine.	
Series complete: current number of people who have received both Moderna or Pfizer vaccine doses or one Johnson & Johnson dose and are considered fully immunized.	

Demographic summary	First dose	Series complete	Total people vaccinated
Age group	919	2,333	3,252
16-24 years	44	34	78
25-34 years	142	51	193
35-44 years	171	97	268
45-54 years	181	203	384
55-64 years	214	498	712
65-74 years	101	904	1,005
75-84 years	37	441	478
85+ years	29	105	134
Race	919	2,333	3,252
White	466	1,414	1,880
Black	324	552	876
American Indian/Alaskan	7	2	9
Other	93	136	229
Unknown	29	229	258
Other race includes Asian, native Hawaiian/Pacific Islander, or other.			
Ethnicity	919	2,333	3,252
Hispanic	65	61	126
Non-Hispanic	712	1,385	2,097
Unknown	142	887	1,029
Gender	919	2,333	3,252
Female	277	1,308	1,585
Male	642	1,025	1,667
Unknown	0	0	0



# COVID-19: Hardee County vaccine summary

Vaccination data through May 3, 2021 as of May 4, 2021 at 12:05 AM

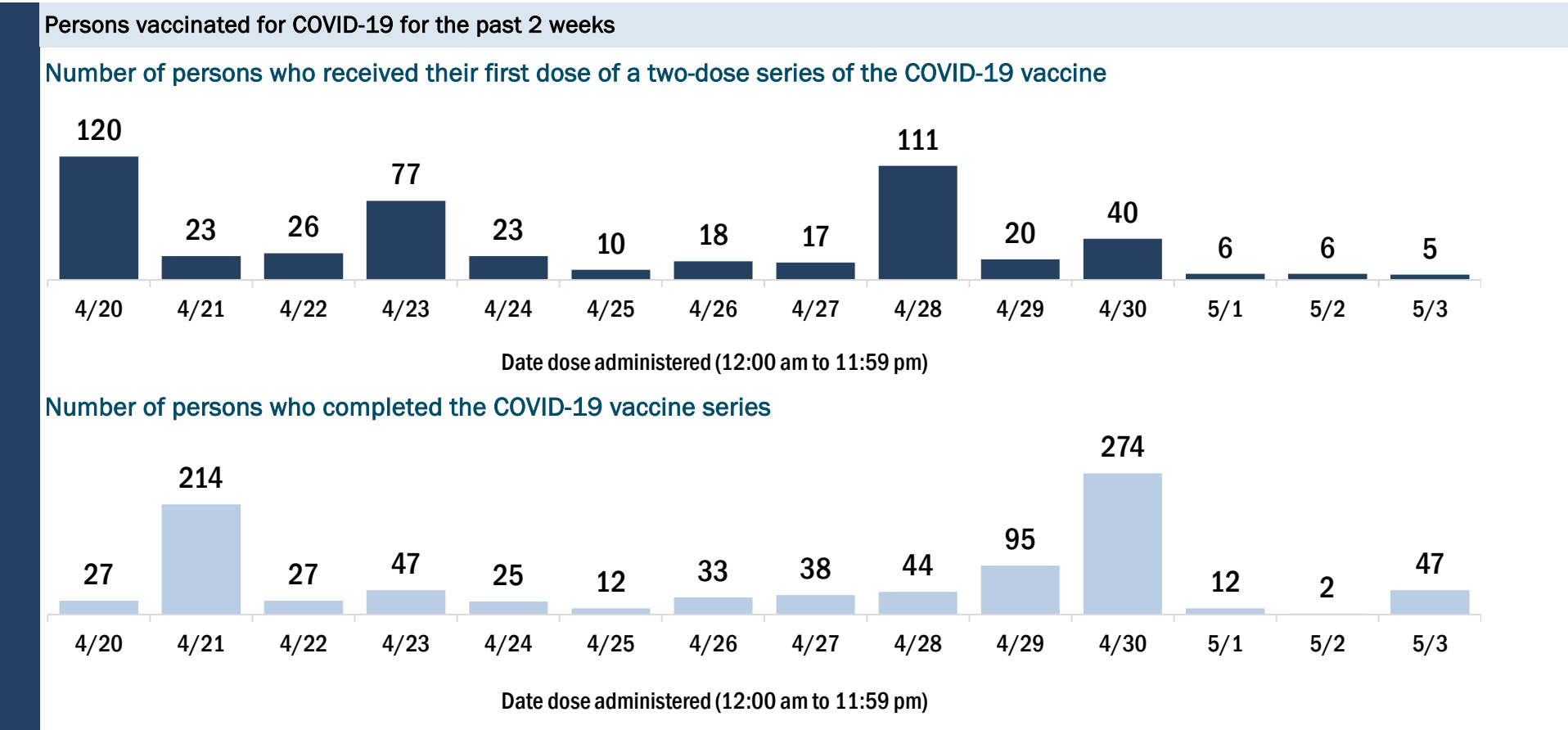
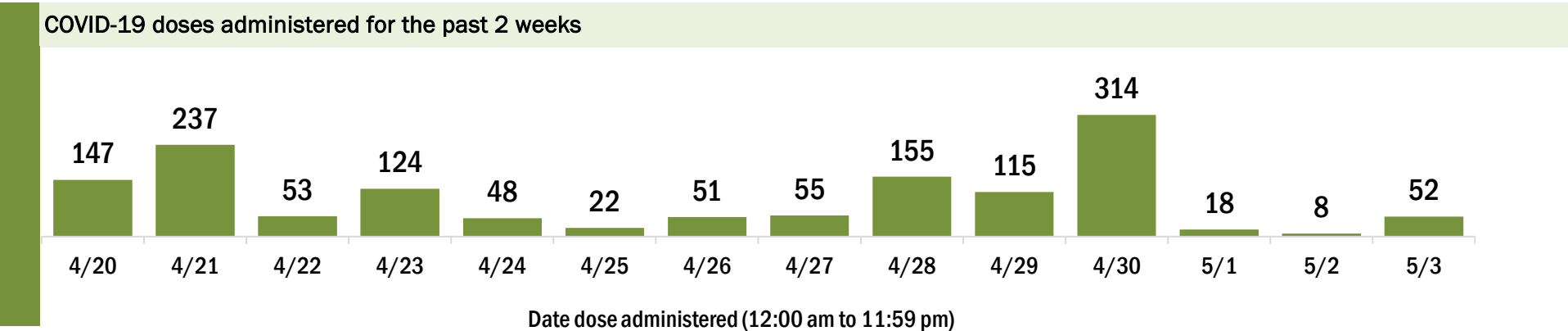
Data in this report are provisional and subject to change.

Data in this summary pertain to COVID-19 vaccines approved by the U.S. Food and Drug Administration and have been issued an Emergency Use Authorization (Janssen COVID-19 Vaccine, Moderna COVID-19 Vaccine and Pfizer-BioNTech COVID-19 Vaccine). These data summarize the number of people who have received either their first dose or have completed the series for a COVID-19 vaccine. **A person can only be counted in one category, first dose or series complete.** For persons receiving Moderna or Pfizer vaccines, once they receive their second dose, they are moved from the first dose column to the series completed column. **Because of this, the total first dose category may show a change from report to report not matching the total receiving their first dose from the previous day.** Persons receiving Johnson & Johnson vaccines will always be counted in the series completed column.

COVID-19 doses for vaccinated persons in Florida	
Doses administered	10,689
People receiving one dose of a 1-dose series (Johnson & Johnson) or receiving only one dose of a 2-dose series (Moderna, Pfizer) count once. Persons receiving both doses of a 2-dose series count twice.	

Current status of persons vaccinated for COVID-19 in Florida	
Total people vaccinated	6,530
First dose	2,188
Series completed	4,342
Completed 1-dose series	183
Completed 2-dose series	4,159
First dose: current number of people who have only received their first dose of the Moderna or Pfizer vaccine.	
Series complete: current number of people who have received both Moderna or Pfizer vaccine doses or one Johnson & Johnson dose and are considered fully immunized.	

Demographic summary	First dose	Series complete	Total people vaccinated
Age group	2,188	4,342	6,530
16-24 years	170	99	269
25-34 years	295	172	467
35-44 years	399	205	604
45-54 years	461	416	877
55-64 years	466	776	1,242
65-74 years	256	1,432	1,688
75-84 years	114	968	1,082
85+ years	27	274	301
Race	2,188	4,342	6,530
White	1,507	3,598	5,105
Black	336	179	515
American Indian/Alaskan	3	26	29
Other	249	422	671
Unknown	93	117	210
Other race includes Asian, native Hawaiian/Pacific Islander, or other.			
Ethnicity	2,188	4,342	6,530
Hispanic	761	724	1,485
Non-Hispanic	1,086	3,218	4,304
Unknown	341	400	741
Gender	2,188	4,342	6,530
Female	742	2,334	3,076
Male	1,443	2,007	3,450
Unknown	3	1	4



# COVID-19: Hendry County vaccine summary

Vaccination data through May 3, 2021 as of May 4, 2021 at 12:05 AM

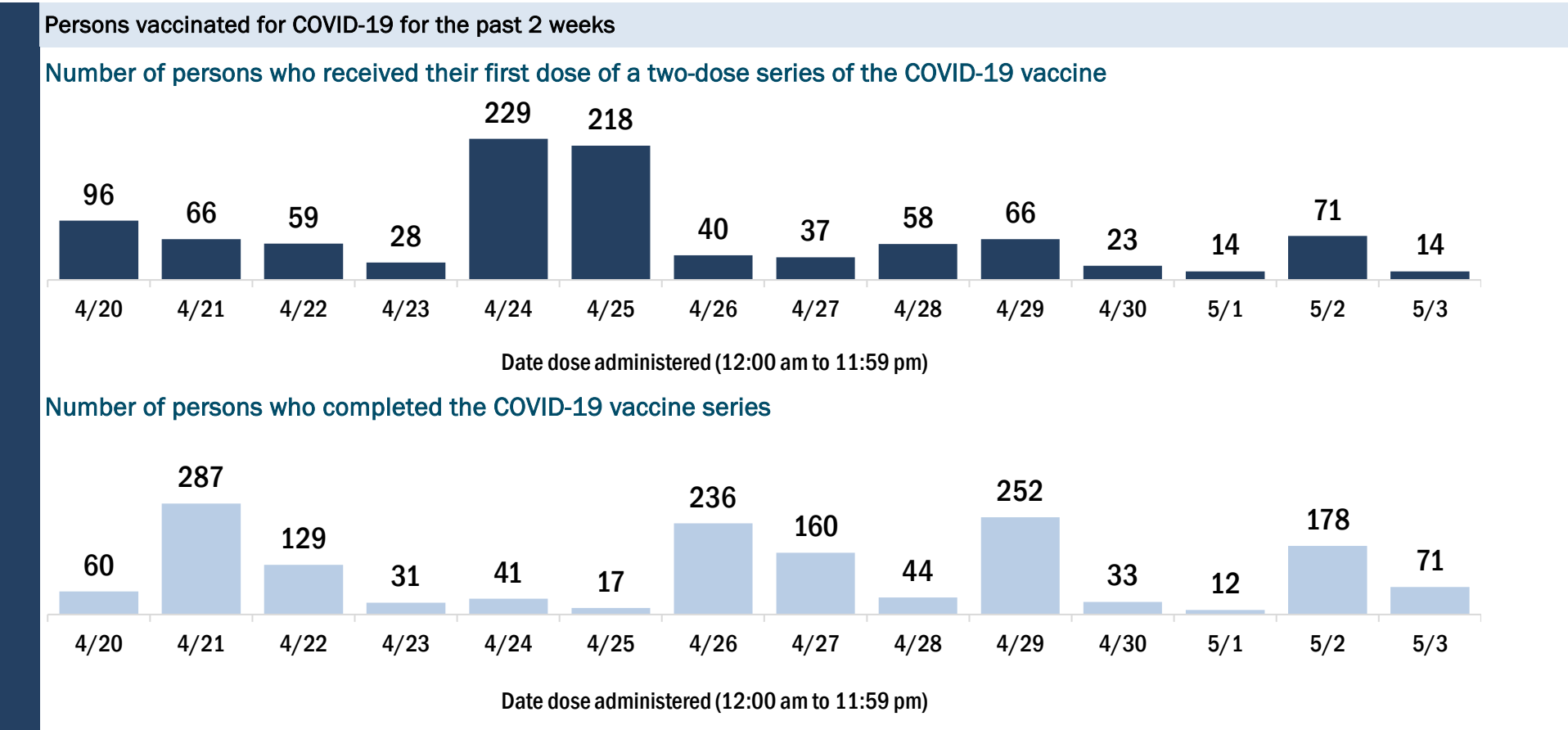
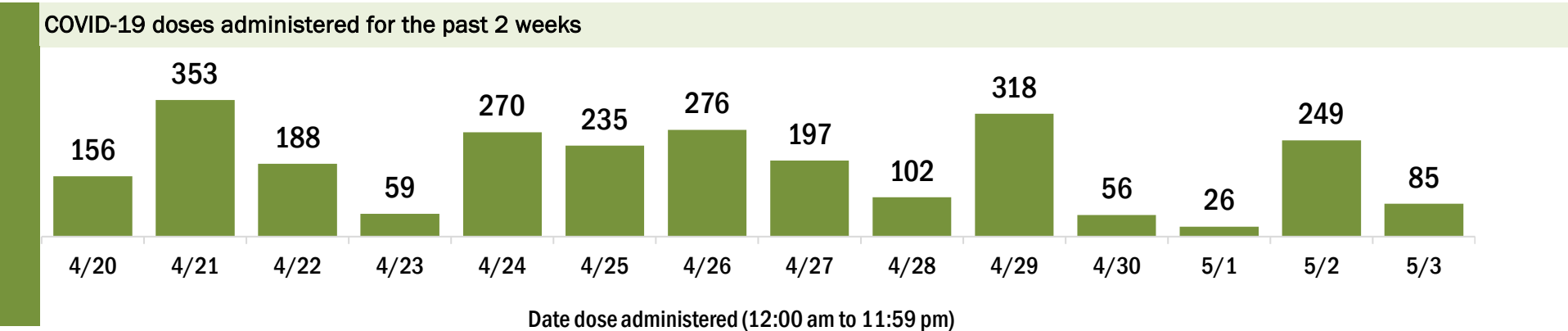
Data in this report are provisional and subject to change.

Data in this summary pertain to COVID-19 vaccines approved by the U.S. Food and Drug Administration and have been issued an Emergency Use Authorization (Janssen COVID-19 Vaccine, Moderna COVID-19 Vaccine and Pfizer-BioNTech COVID-19 Vaccine). These data summarize the number of people who have received either their first dose or have completed the series for a COVID-19 vaccine. **A person can only be counted in one category, first dose or series complete.** For persons receiving Moderna or Pfizer vaccines, once they receive their second dose, they are moved from the first dose column to the series completed column. **Because of this, the total first dose category may show a change from report to report not matching the total receiving their first dose from the previous day.** Persons receiving Johnson & Johnson vaccines will always be counted in the series completed column.

COVID-19 doses for vaccinated persons in Florida	
Doses administered	18,621
People receiving one dose of a 1-dose series (Johnson & Johnson) or receiving only one dose of a 2-dose series (Moderna, Pfizer) count once. Persons receiving both doses of a 2-dose series count twice.	

Current status of persons vaccinated for COVID-19 in Florida	
Total people vaccinated	11,680
First dose	3,535
Series completed	8,145
Completed 1-dose series	1,204
Completed 2-dose series	6,941
First dose: current number of people who have only received their first dose of the Moderna or Pfizer vaccine.	
Series complete: current number of people who have received both Moderna or Pfizer vaccine doses or one Johnson & Johnson dose and are considered fully immunized.	

Demographic summary	First dose	Series complete	Total people vaccinated
Age group	3,535	8,145	11,680
16-24 years	508	287	795
25-34 years	646	544	1,190
35-44 years	657	627	1,284
45-54 years	618	1,153	1,771
55-64 years	625	1,786	2,411
65-74 years	287	2,265	2,552
75-84 years	136	1,162	1,298
85+ years	58	321	379
Race	3,535	8,145	11,680
White	2,622	5,544	8,166
Black	187	544	731
American Indian/Alaskan	2	25	27
Other	430	1,261	1,691
Unknown	294	771	1,065
Other race includes Asian, native Hawaiian/Pacific Islander, or other.			
Ethnicity	3,535	8,145	11,680
Hispanic	1,964	2,541	4,505
Non-Hispanic	783	3,256	4,039
Unknown	788	2,348	3,136
Gender	3,535	8,145	11,680
Female	1,364	4,083	5,447
Male	2,169	4,060	6,229
Unknown	2	2	4



# COVID-19: Hernando County vaccine summary

Vaccination data through May 3, 2021 as of May 4, 2021 at 12:05 AM

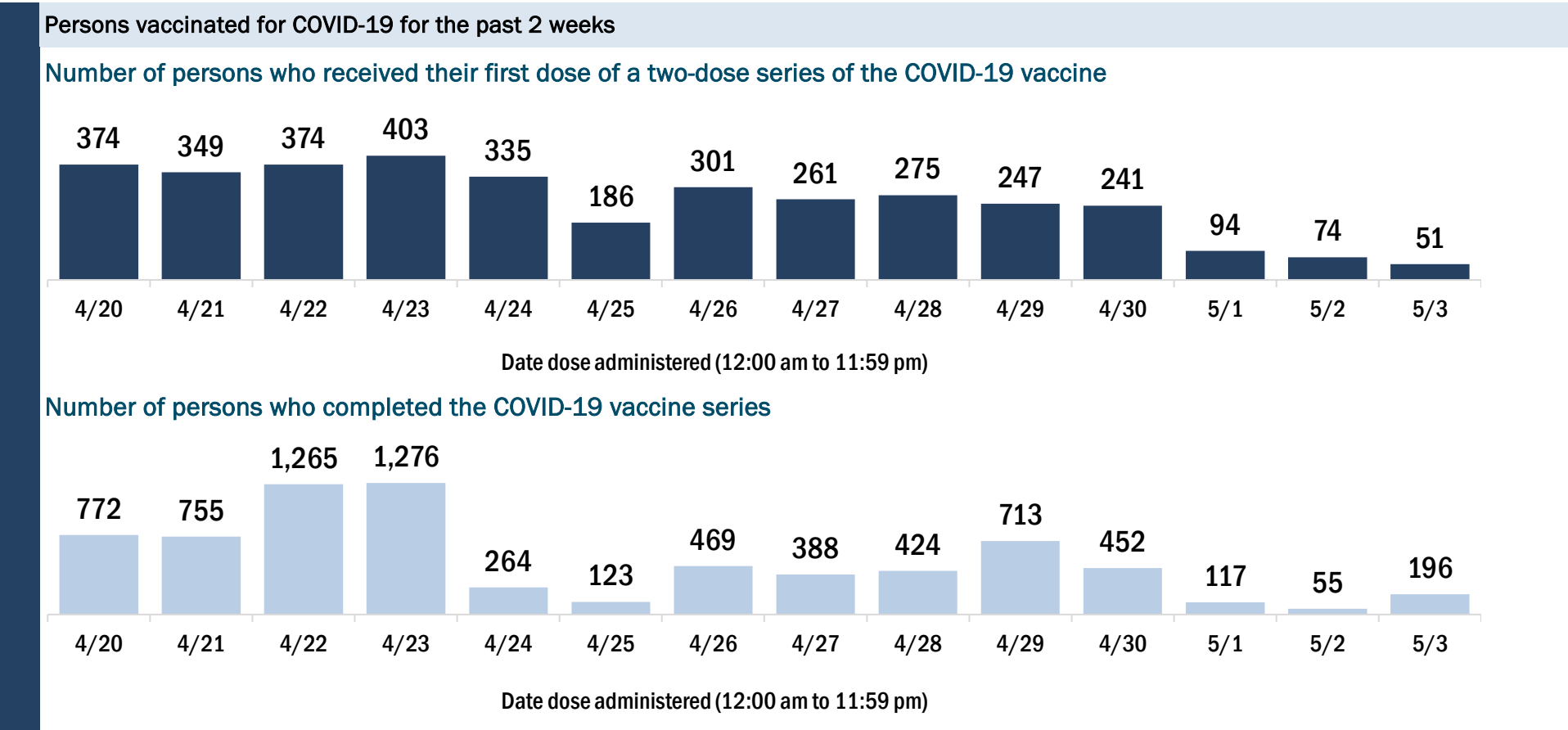
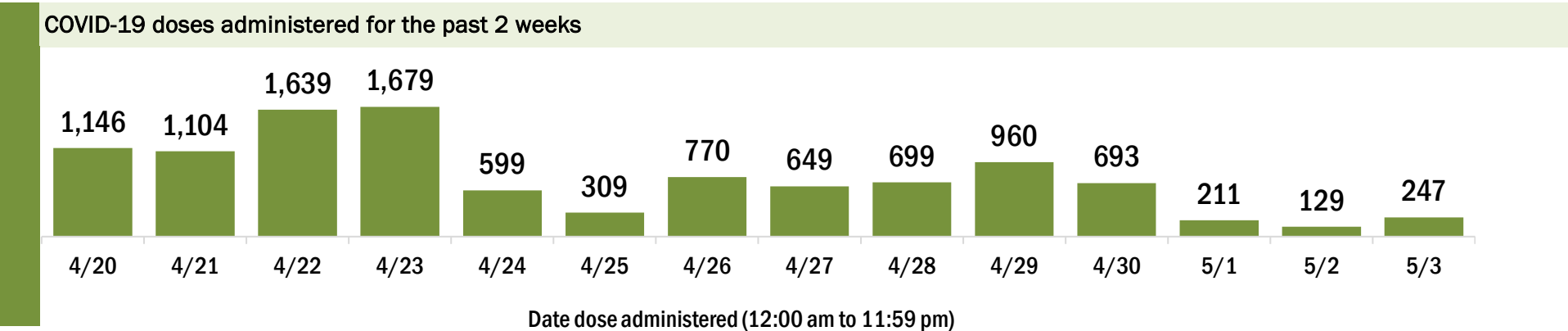
Data in this report are provisional and subject to change.

Data in this summary pertain to COVID-19 vaccines approved by the U.S. Food and Drug Administration and have been issued an Emergency Use Authorization (Janssen COVID-19 Vaccine, Moderna COVID-19 Vaccine and Pfizer-BioNTech COVID-19 Vaccine). These data summarize the number of people who have received either their first dose or have completed the series for a COVID-19 vaccine. **A person can only be counted in one category, first dose or series complete.** For persons receiving Moderna or Pfizer vaccines, once they receive their second dose, they are moved from the first dose column to the series completed column. **Because of this, the total first dose category may show a change from report to report not matching the total receiving their first dose from the previous day.** Persons receiving Johnson & Johnson vaccines will always be counted in the series completed column.

COVID-19 doses for vaccinated persons in Florida	
Doses administered	113,758
People receiving one dose of a 1-dose series (Johnson & Johnson) or receiving only one dose of a 2-dose series (Moderna, Pfizer) count once. Persons receiving both doses of a 2-dose series count twice.	

Current status of persons vaccinated for COVID-19 in Florida	
Total people vaccinated	67,990
First dose	17,331
Series completed	50,659
Completed 1-dose series	4,891
Completed 2-dose series	45,768
First dose: current number of people who have only received their first dose of the Moderna or Pfizer vaccine.	
Series complete: current number of people who have received both Moderna or Pfizer vaccine doses or one Johnson & Johnson dose and are considered fully immunized.	

Demographic summary	First dose	Series complete	Total people vaccinated
Age group	17,331	50,659	67,990
16-24 years	1,582	762	2,344
25-34 years	1,769	1,348	3,117
35-44 years	2,134	2,316	4,450
45-54 years	2,645	4,772	7,417
55-64 years	3,569	9,786	13,355
65-74 years	2,954	17,117	20,071
75-84 years	1,910	11,100	13,010
85+ years	768	3,458	4,226
Race	17,331	50,659	67,990
White	11,884	36,640	48,524
Black	577	1,294	1,871
American Indian/Alaskan	84	157	241
Other	1,414	3,505	4,919
Unknown	3,372	9,063	12,435
Other race includes Asian, native Hawaiian/Pacific Islander, or other.			
Ethnicity	17,331	50,659	67,990
Hispanic	1,587	2,499	4,086
Non-Hispanic	8,682	28,601	37,283
Unknown	7,062	19,559	26,621
Gender	17,331	50,659	67,990
Female	9,589	29,225	38,814
Male	7,726	21,400	29,126
Unknown	16	34	50





# COVID-19: Highlands County vaccine summary

Vaccination data through May 3, 2021 as of May 4, 2021 at 12:05 AM

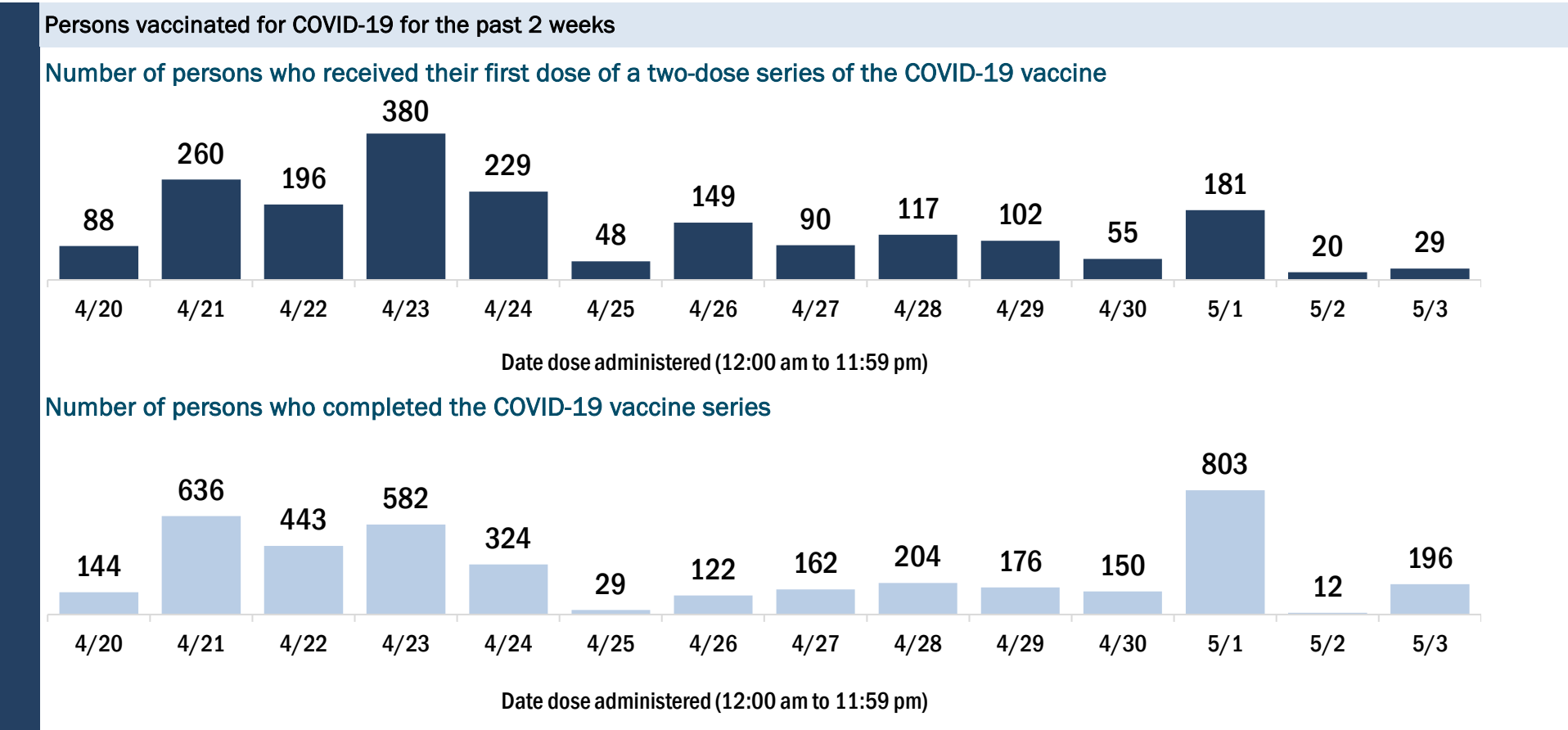
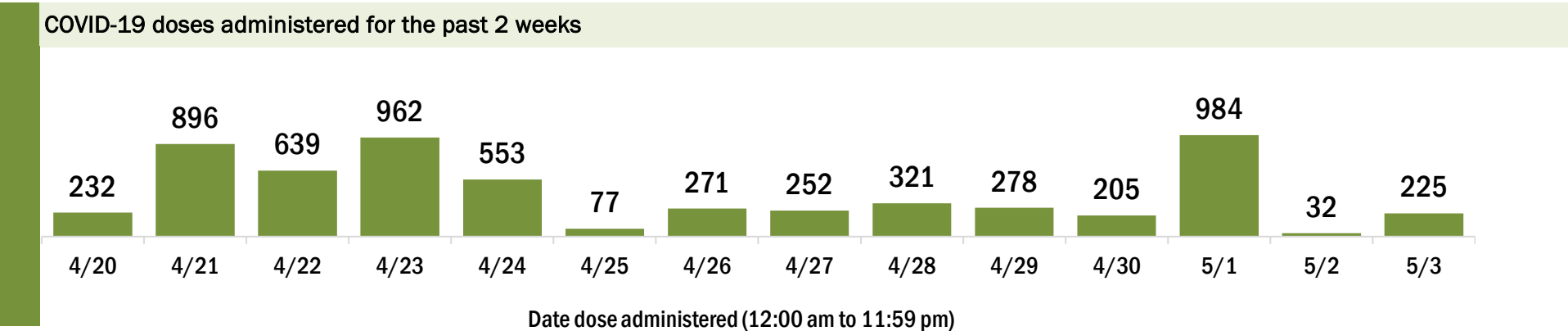
Data in this report are provisional and subject to change.

Data in this summary pertain to COVID-19 vaccines approved by the U.S. Food and Drug Administration and have been issued an Emergency Use Authorization (Janssen COVID-19 Vaccine, Moderna COVID-19 Vaccine and Pfizer-BioNTech COVID-19 Vaccine). These data summarize the number of people who have received either their first dose or have completed the series for a COVID-19 vaccine. **A person can only be counted in one category, first dose or series complete.** For persons receiving Moderna or Pfizer vaccines, once they receive their second dose, they are moved from the first dose column to the series completed column. **Because of this, the total first dose category may show a change from report to report not matching the total receiving their first dose from the previous day.** Persons receiving Johnson & Johnson vaccines will always be counted in the series completed column.

COVID-19 doses for vaccinated persons in Florida	
Doses administered	70,102
People receiving one dose of a 1-dose series (Johnson & Johnson) or receiving only one dose of a 2-dose series (Moderna, Pfizer) count once. Persons receiving both doses of a 2-dose series count twice.	

Current status of persons vaccinated for COVID-19 in Florida	
Total people vaccinated	42,164
First dose	13,377
Series completed	28,787
Completed 1-dose series	849
Completed 2-dose series	27,938
First dose: current number of people who have only received their first dose of the Moderna or Pfizer vaccine.	
Series complete: current number of people who have received both Moderna or Pfizer vaccine doses or one Johnson & Johnson dose and are considered fully immunized.	

Demographic summary	First dose	Series complete	Total people vaccinated
Age group	13,377	28,787	42,164
16-24 years	631	258	889
25-34 years	685	572	1,257
35-44 years	908	822	1,730
45-54 years	1,264	1,702	2,966
55-64 years	2,386	4,551	6,937
65-74 years	3,712	10,463	14,175
75-84 years	2,867	8,155	11,022
85+ years	924	2,264	3,188
Race	13,377	28,787	42,164
White	10,246	23,754	34,000
Black	684	979	1,663
American Indian/Alaskan	151	196	347
Other	959	1,748	2,707
Unknown	1,337	2,110	3,447
Other race includes Asian, native Hawaiian/Pacific Islander, or other.			
Ethnicity	13,377	28,787	42,164
Hispanic	1,765	1,925	3,690
Non-Hispanic	8,239	21,488	29,727
Unknown	3,373	5,374	8,747
Gender	13,377	28,787	42,164
Female	7,089	15,664	22,753
Male	6,259	13,106	19,365
Unknown	29	17	46



# COVID-19: Hillsborough County vaccine summary

Vaccination data through May 3, 2021 as of May 4, 2021 at 12:05 AM

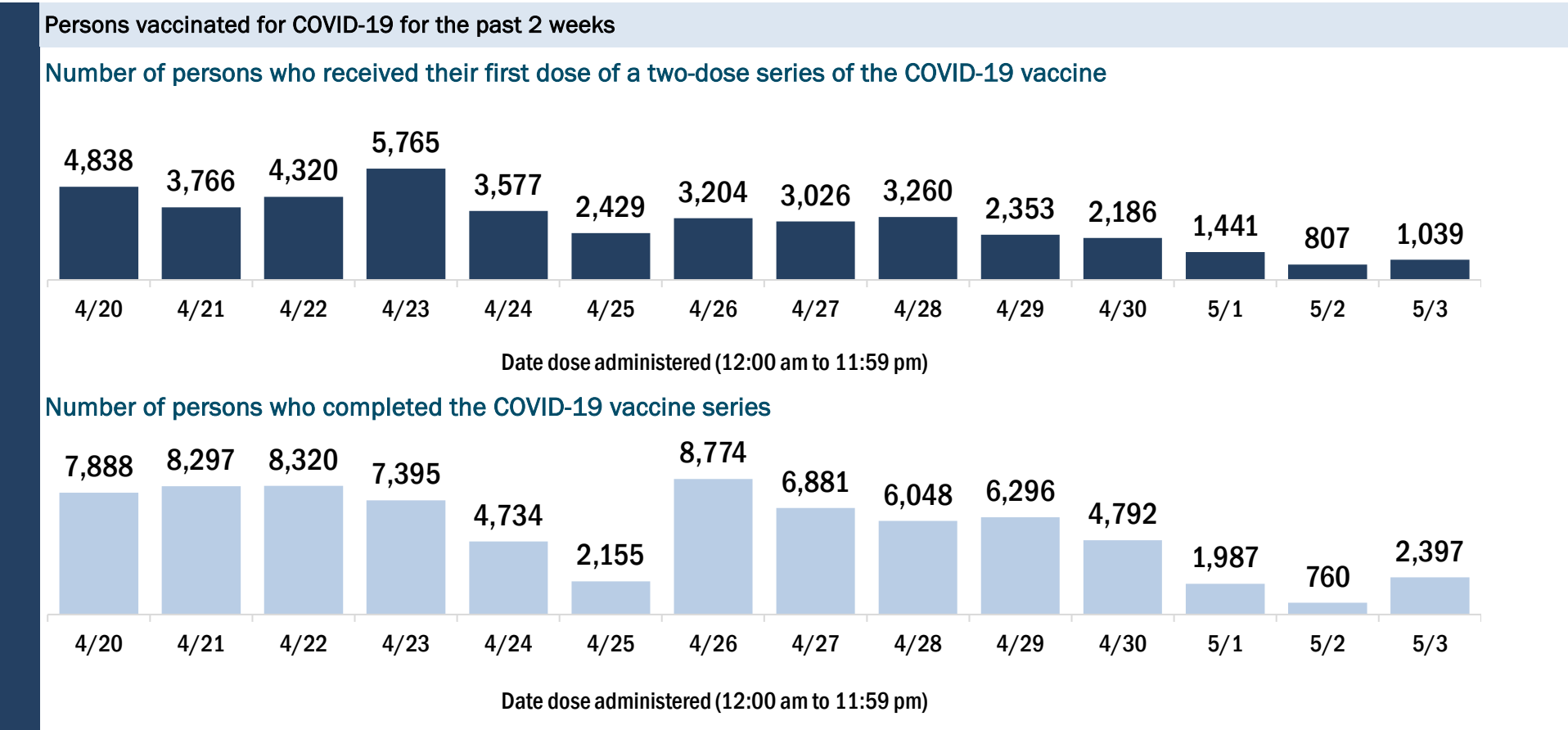
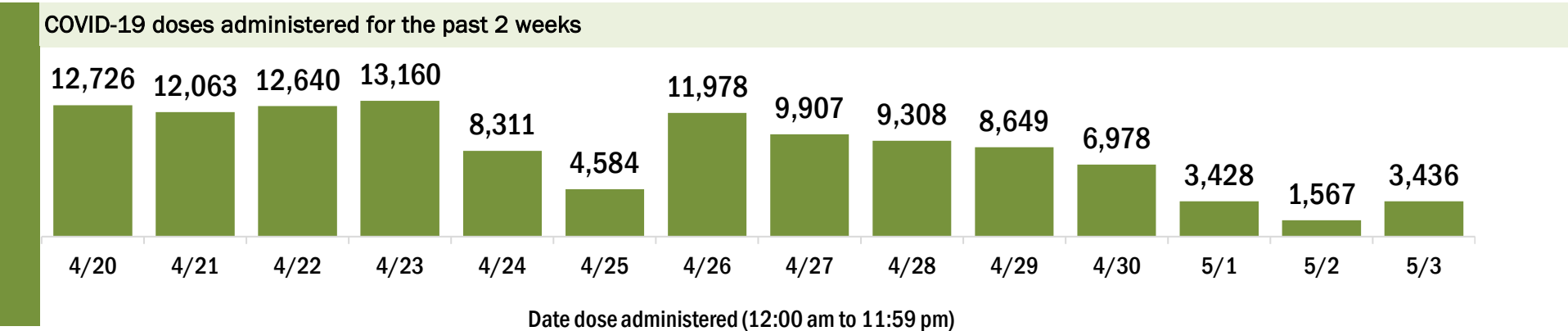
Data in this report are provisional and subject to change.

Data in this summary pertain to COVID-19 vaccines approved by the U.S. Food and Drug Administration and have been issued an Emergency Use Authorization (Janssen COVID-19 Vaccine, Moderna COVID-19 Vaccine and Pfizer-BioNTech COVID-19 Vaccine). These data summarize the number of people who have received either their first dose or have completed the series for a COVID-19 vaccine. **A person can only be counted in one category, first dose or series complete.** For persons receiving Moderna or Pfizer vaccines, once they receive their second dose, they are moved from the first dose column to the series completed column. **Because of this, the total first dose category may show a change from report to report not matching the total receiving their first dose from the previous day.** Persons receiving Johnson & Johnson vaccines will always be counted in the series completed column.

COVID-19 doses for vaccinated persons in Florida	
Doses administered	880,913
People receiving one dose of a 1-dose series (Johnson & Johnson) or receiving only one dose of a 2-dose series (Moderna, Pfizer) count once. Persons receiving both doses of a 2-dose series count twice.	

Current status of persons vaccinated for COVID-19 in Florida	
Total people vaccinated	553,095
First dose	174,331
Series completed	378,764
Completed 1-dose series	50,946
Completed 2-dose series	327,818
First dose: current number of people who have only received their first dose of the Moderna or Pfizer vaccine.	
Series complete: current number of people who have received both Moderna or Pfizer vaccine doses or one Johnson & Johnson dose and are considered fully immunized.	

Demographic summary	First dose	Series complete	Total people vaccinated
Age group	174,331	378,764	553,095
16-24 years	22,568	20,281	42,849
25-34 years	27,016	36,998	64,014
35-44 years	26,636	50,415	77,051
45-54 years	23,881	66,832	90,713
55-64 years	22,924	83,908	106,832
65-74 years	30,484	71,985	102,469
75-84 years	15,694	35,703	51,397
85+ years	5,128	12,642	17,770
Race	174,331	378,764	553,095
White	105,343	248,422	353,765
Black	11,996	25,420	37,416
American Indian/Alaskan	730	996	1,726
Other	24,922	51,035	75,957
Unknown	31,340	52,891	84,231
Other race includes Asian, native Hawaiian/Pacific Islander, or other.			
Ethnicity	174,331	378,764	553,095
Hispanic	26,366	40,261	66,627
Non-Hispanic	83,799	221,171	304,970
Unknown	64,166	117,332	181,498
Gender	174,331	378,764	553,095
Female	91,272	213,275	304,547
Male	82,715	165,243	247,958
Unknown	344	246	590



# COVID-19: Holmes County vaccine summary

Vaccination data through May 3, 2021 as of May 4, 2021 at 12:05 AM

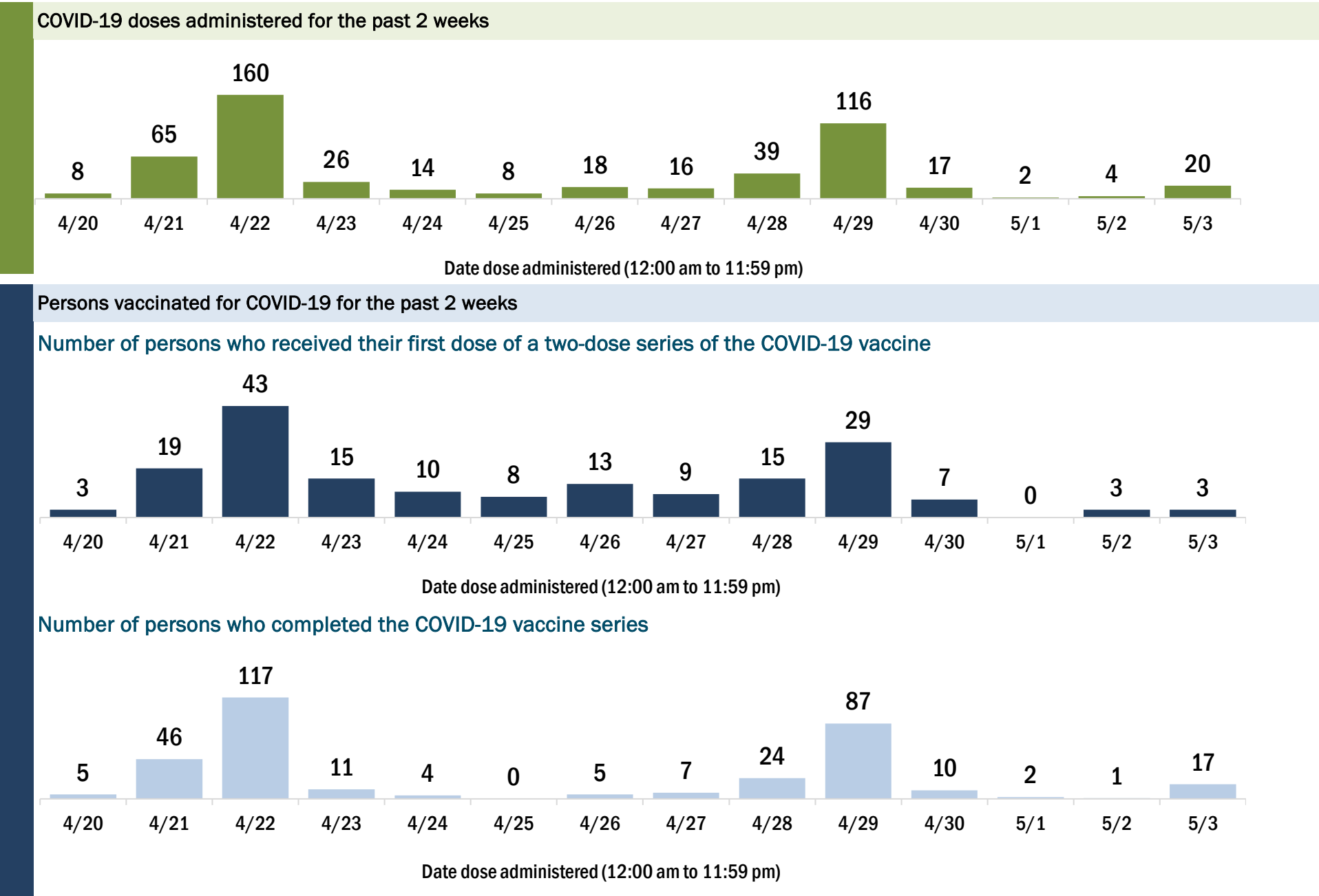
Data in this report are provisional and subject to change.

Data in this summary pertain to COVID-19 vaccines approved by the U.S. Food and Drug Administration and have been issued an Emergency Use Authorization (Janssen COVID-19 Vaccine, Moderna COVID-19 Vaccine and Pfizer-BioNTech COVID-19 Vaccine). These data summarize the number of people who have received either their first dose or have completed the series for a COVID-19 vaccine. **A person can only be counted in one category, first dose or series complete.** For persons receiving Moderna or Pfizer vaccines, once they receive their second dose, they are moved from the first dose column to the series completed column. **Because of this, the total first dose category may show a change from report to report not matching the total receiving their first dose from the previous day.** Persons receiving Johnson & Johnson vaccines will always be counted in the series completed column.

COVID-19 doses for vaccinated persons in Florida	
Doses administered	6,850
People receiving one dose of a 1-dose series (Johnson & Johnson) or receiving only one dose of a 2-dose series (Moderna, Pfizer) count once. Persons receiving both doses of a 2-dose series count twice.	

Current status of persons vaccinated for COVID-19 in Florida	
Total people vaccinated	4,155
First dose	1,129
Series completed	3,026
Completed 1-dose series	331
Completed 2-dose series	2,695
First dose: current number of people who have only received their first dose of the Moderna or Pfizer vaccine.	
Series complete: current number of people who have received both Moderna or Pfizer vaccine doses or one Johnson & Johnson dose and are considered fully immunized.	

Demographic summary	First dose	Series complete	Total people vaccinated
Age group	1,129	3,026	4,155
16-24 years	64	41	105
25-34 years	136	80	216
35-44 years	178	145	323
45-54 years	202	287	489
55-64 years	255	606	861
65-74 years	172	1,013	1,185
75-84 years	98	669	767
85+ years	24	185	209
Race	1,129	3,026	4,155
White	823	2,608	3,431
Black	184	97	281
American Indian/Alaskan	10	32	42
Other	71	174	245
Unknown	41	115	156
Other race includes Asian, native Hawaiian/Pacific Islander, or other.			
Ethnicity	1,129	3,026	4,155
Hispanic	54	28	82
Non-Hispanic	925	2,531	3,456
Unknown	150	467	617
Gender	1,129	3,026	4,155
Female	400	1,662	2,062
Male	729	1,364	2,093
Unknown	0	0	0



# COVID-19: Indian River County vaccine summary

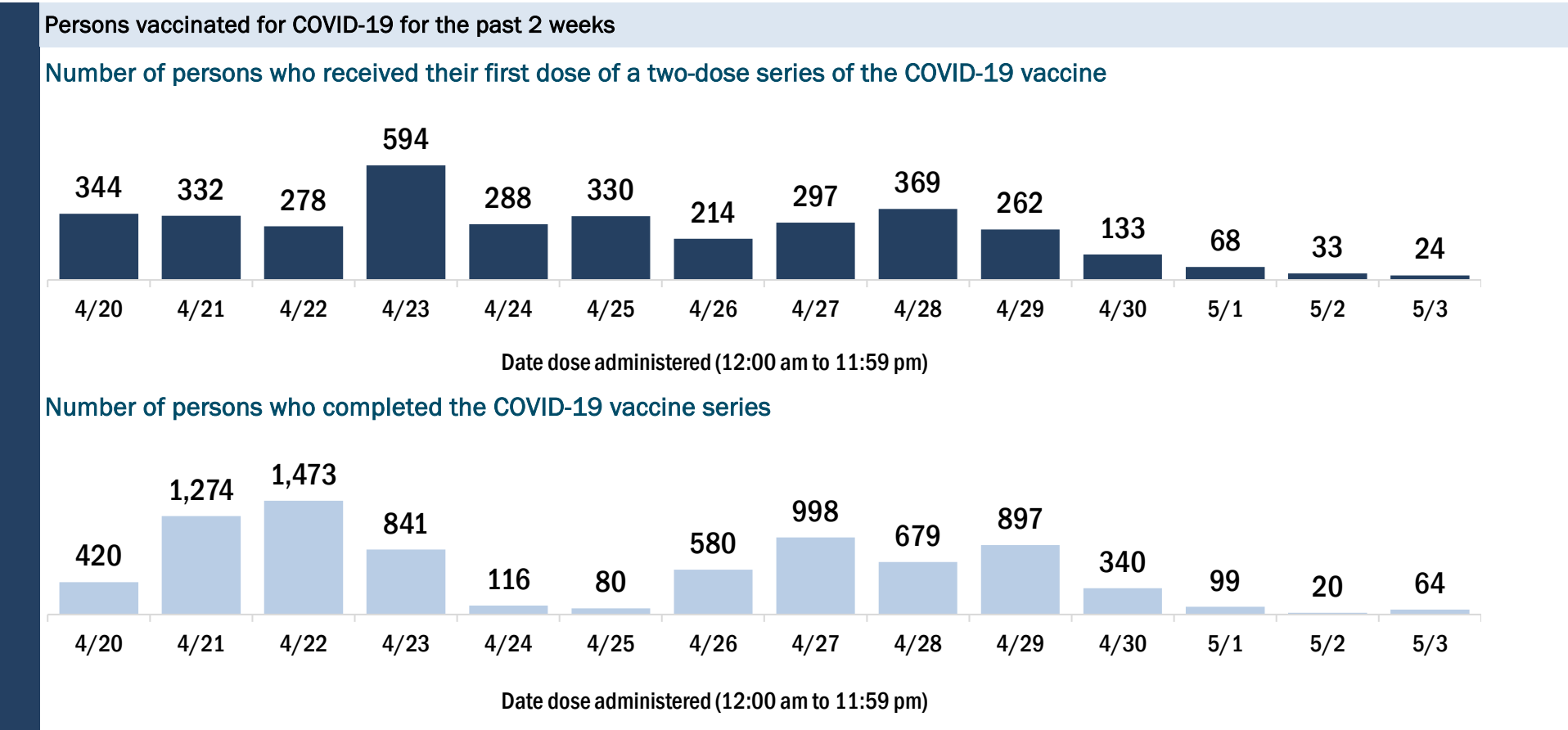
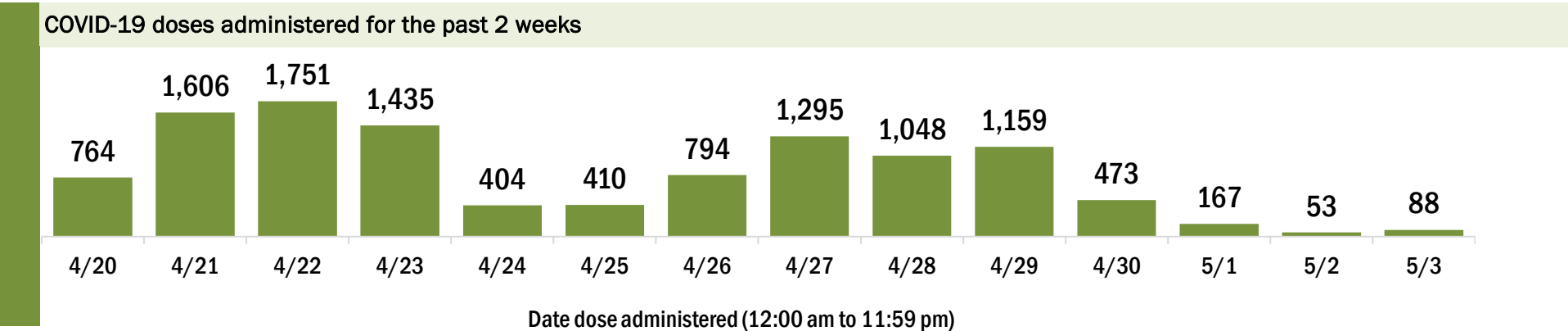
Vaccination data through May 3, 2021 as of May 4, 2021 at 12:05 AM

Data in this report are provisional and subject to change.

Data in this summary pertain to COVID-19 vaccines approved by the U.S. Food and Drug Administration and have been issued an Emergency Use Authorization (Janssen COVID-19 Vaccine, Moderna COVID-19 Vaccine and Pfizer-BioNTech COVID-19 Vaccine). These data summarize the number of people who have received either their first dose or have completed the series for a COVID-19 vaccine. **A person can only be counted in one category, first dose or series complete.** For persons receiving Moderna or Pfizer vaccines, once they receive their second dose, they are moved from the first dose column to the series completed column. **Because of this, the total first dose category may show a change from report to report not matching the total receiving their first dose from the previous day.** Persons receiving Johnson & Johnson vaccines will always be counted in the series completed column.

COVID-19 doses for vaccinated persons in Florida		Demographic summary			
Doses administered	136,184	First dose	Series complete	Total people vaccinated	
People receiving one dose of a 1-dose series (Johnson & Johnson) or receiving only one dose of a 2-dose series (Moderna, Pfizer) count once. Persons receiving both doses of a 2-dose series count twice.		Age group	24,174	57,037	81,211
		16-24 years	1,598	779	2,377
		25-34 years	1,825	1,454	3,279
		35-44 years	2,096	2,189	4,285
		45-54 years	2,778	4,367	7,145
		55-64 years	4,571	10,825	15,396
		65-74 years	5,450	20,495	25,945
		75-84 years	4,076	12,689	16,765
		85+ years	1,780	4,239	6,019
		Race	24,174	57,037	81,211
		White	17,501	42,322	59,823
		Black	1,243	1,689	2,932
		American Indian/Alaskan	154	290	444
		Other	1,833	3,819	5,652
		Unknown	3,443	8,917	12,360
		Other race includes Asian, native Hawaiian/Pacific Islander, or other.			
		Ethnicity	24,174	57,037	81,211
		Hispanic	2,303	2,058	4,361
		Non-Hispanic	12,237	35,863	48,100
		Unknown	9,634	19,116	28,750
		Gender	24,174	57,037	81,211
		Female	12,659	32,096	44,755
		Male	11,485	24,906	36,391
		Unknown	30	35	65

Current status of persons vaccinated for COVID-19 in Florida	
Total people vaccinated	81,211
First dose	24,174
Series completed	57,037
Completed 1-dose series	2,064
Completed 2-dose series	54,973
First dose: current number of people who have only received their first dose of the Moderna or Pfizer vaccine.	
Series complete: current number of people who have received both Moderna or Pfizer vaccine doses or one Johnson & Johnson dose and are considered fully immunized.	





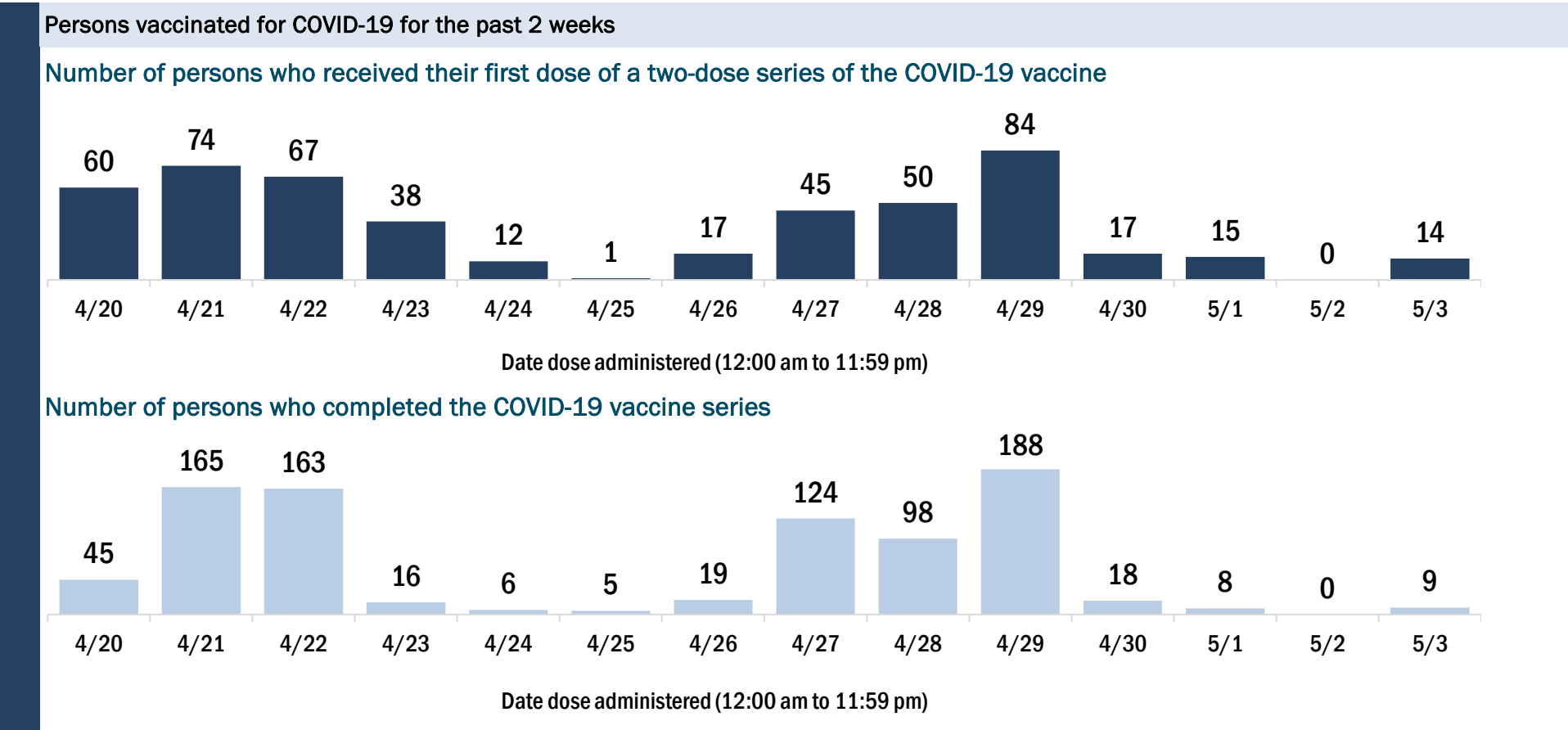
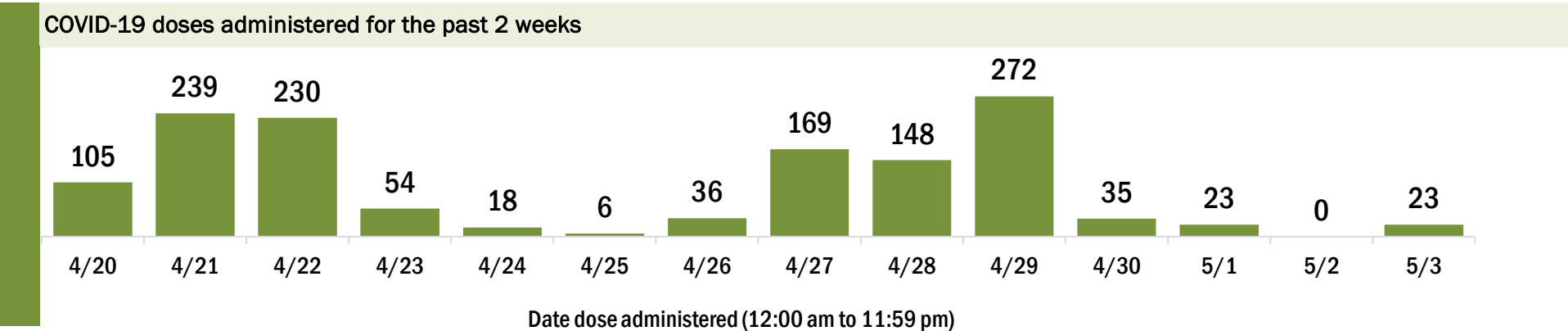
# COVID-19: Jackson County vaccine summary

Vaccination data through May 3, 2021 as of May 4, 2021 at 12:05 AM

Data in this report are provisional and subject to change.

Data in this summary pertain to COVID-19 vaccines approved by the U.S. Food and Drug Administration and have been issued an Emergency Use Authorization (Janssen COVID-19 Vaccine, Moderna COVID-19 Vaccine and Pfizer-BioNTech COVID-19 Vaccine). These data summarize the number of people who have received either their first dose or have completed the series for a COVID-19 vaccine. **A person can only be counted in one category, first dose or series complete.** For persons receiving Moderna or Pfizer vaccines, once they receive their second dose, they are moved from the first dose column to the series completed column. **Because of this, the total first dose category may show a change from report to report not matching the total receiving their first dose from the previous day.** Persons receiving Johnson & Johnson vaccines will always be counted in the series completed column.

COVID-19 doses for vaccinated persons in Florida		Demographic summary			
Doses administered	21,922	First dose	Series complete	Total people vaccinated	
People receiving one dose of a 1-dose series (Johnson & Johnson) or receiving only one dose of a 2-dose series (Moderna, Pfizer) count once. Persons receiving both doses of a 2-dose series count twice.		Age group	4,023	9,367	13,390
		16-24 years	215	126	341
		25-34 years	507	294	801
		35-44 years	675	514	1,189
		45-54 years	811	953	1,764
		55-64 years	732	2,079	2,811
		65-74 years	602	3,010	3,612
		75-84 years	349	1,797	2,146
		85+ years	132	594	726
		Race	4,023	9,367	13,390
		White	2,371	6,546	8,917
		Black	1,116	1,875	2,991
		American Indian/Alaskan	22	45	67
		Other	204	412	616
		Unknown	310	489	799
		Other race includes Asian, native Hawaiian/Pacific Islander, or other.			
		Ethnicity	4,023	9,367	13,390
		Hispanic	240	138	378
		Non-Hispanic	2,383	7,012	9,395
		Unknown	1,400	2,217	3,617
		Gender	4,023	9,367	13,390
		Female	1,389	5,332	6,721
		Male	2,633	4,035	6,668
		Unknown	1	0	1



# COVID-19: Jefferson County vaccine summary

Vaccination data through May 3, 2021 as of May 4, 2021 at 12:05 AM

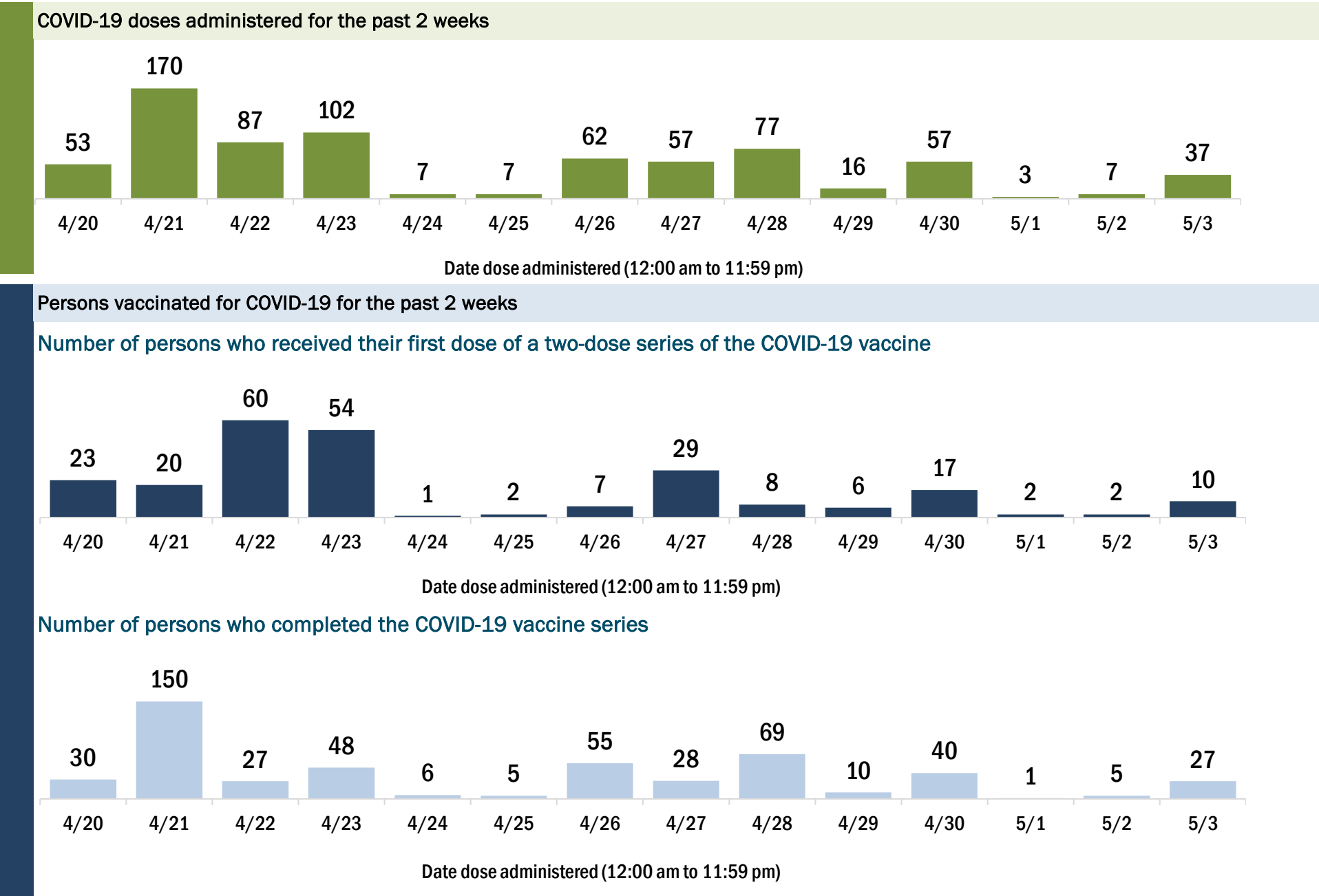
Data in this report are provisional and subject to change.

Data in this summary pertain to COVID-19 vaccines approved by the U.S. Food and Drug Administration and have been issued an Emergency Use Authorization (Janssen COVID-19 Vaccine, Moderna COVID-19 Vaccine and Pfizer-BioNTech COVID-19 Vaccine). These data summarize the number of people who have received either their first dose or have completed the series for a COVID-19 vaccine. **A person can only be counted in one category, first dose or series complete.** For persons receiving Moderna or Pfizer vaccines, once they receive their second dose, they are moved from the first dose column to the series completed column. **Because of this, the total first dose category may show a change from report to report not matching the total receiving their first dose from the previous day.** Persons receiving Johnson & Johnson vaccines will always be counted in the series completed column.

COVID-19 doses for vaccinated persons in Florida	
Doses administered	8,703
People receiving one dose of a 1-dose series (Johnson & Johnson) or receiving only one dose of a 2-dose series (Moderna, Pfizer) count once. Persons receiving both doses of a 2-dose series count twice.	

Current status of persons vaccinated for COVID-19 in Florida	
Total people vaccinated	5,051
First dose	1,127
Series completed	3,924
Completed 1-dose series	272
Completed 2-dose series	3,652
First dose: current number of people who have only received their first dose of the Moderna or Pfizer vaccine.	
Series complete: current number of people who have received both Moderna or Pfizer vaccine doses or one Johnson & Johnson dose and are considered fully immunized.	

Demographic summary	First dose	Series complete	Total people vaccinated
Age group	1,127	3,924	5,051
16-24 years	83	61	144
25-34 years	118	120	238
35-44 years	185	190	375
45-54 years	250	440	690
55-64 years	278	950	1,228
65-74 years	132	1,327	1,459
75-84 years	57	656	713
85+ years	24	180	204
Race	1,127	3,924	5,051
White	616	2,186	2,802
Black	354	891	1,245
American Indian/Alaskan	2	7	9
Other	94	558	652
Unknown	61	282	343
Other race includes Asian, native Hawaiian/Pacific Islander, or other.			
Ethnicity	1,127	3,924	5,051
Hispanic	35	76	111
Non-Hispanic	890	2,415	3,305
Unknown	202	1,433	1,635
Gender	1,127	3,924	5,051
Female	413	2,291	2,704
Male	714	1,633	2,347
Unknown	0	0	0



# COVID-19: Lafayette County vaccine summary

Vaccination data through May 3, 2021 as of May 4, 2021 at 12:05 AM

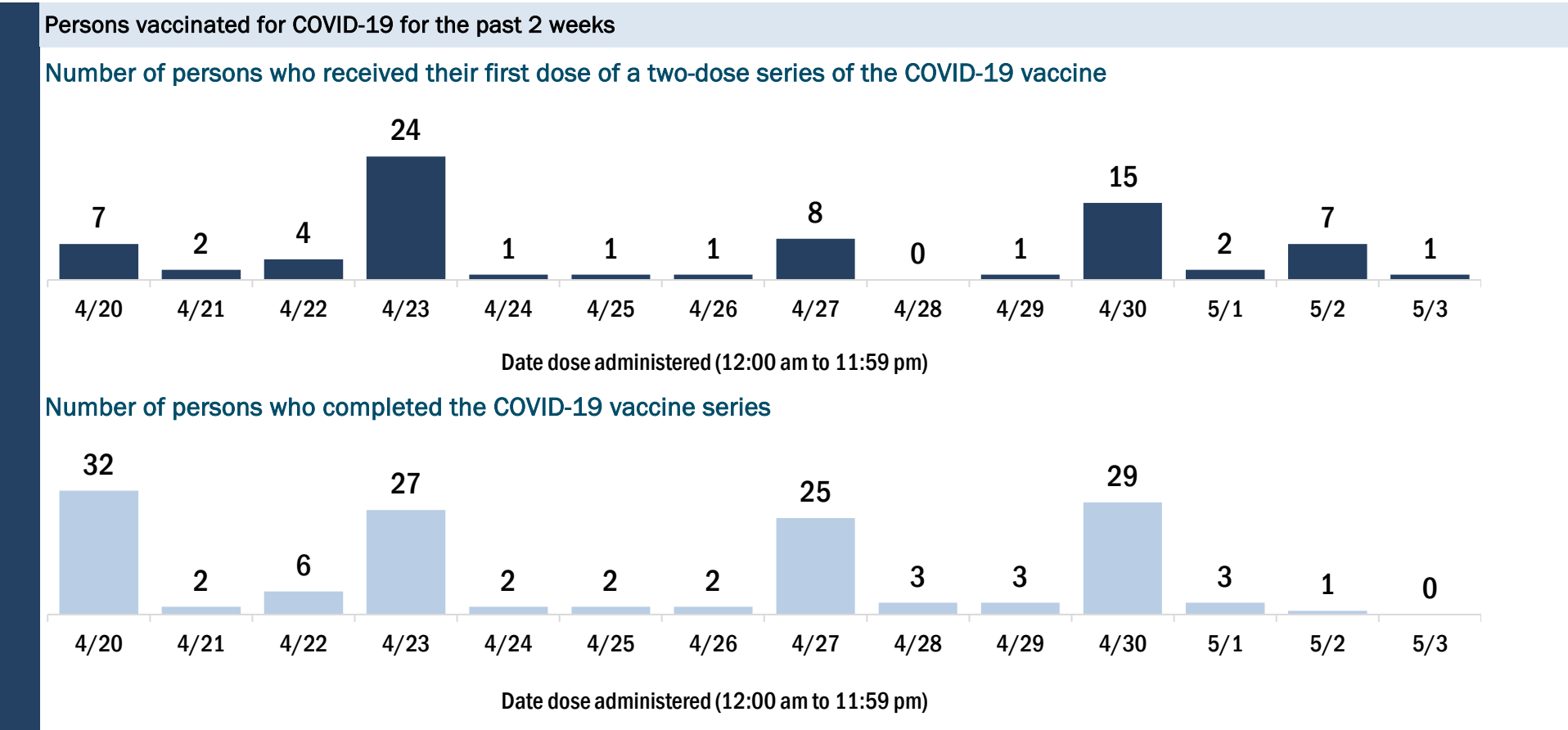
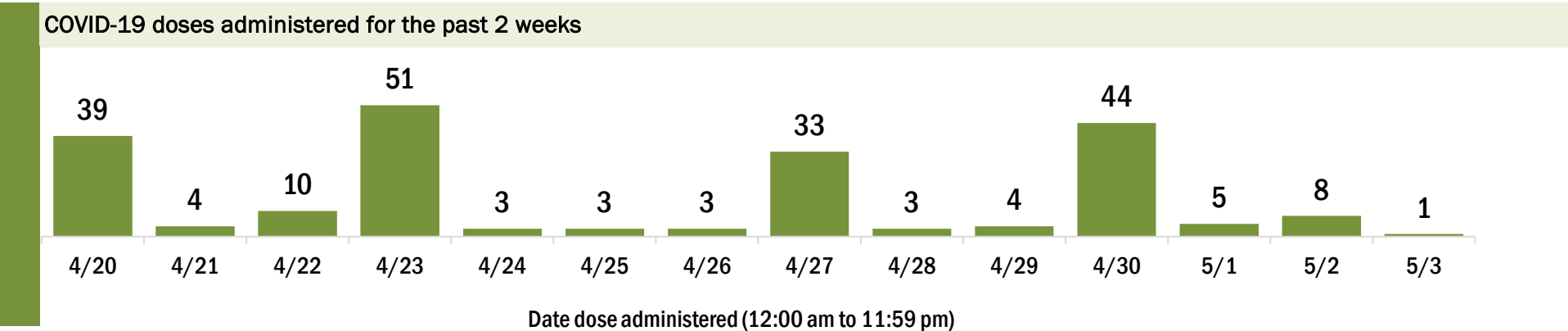
Data in this report are provisional and subject to change.

Data in this summary pertain to COVID-19 vaccines approved by the U.S. Food and Drug Administration and have been issued an Emergency Use Authorization (Janssen COVID-19 Vaccine, Moderna COVID-19 Vaccine and Pfizer-BioNTech COVID-19 Vaccine). These data summarize the number of people who have received either their first dose or have completed the series for a COVID-19 vaccine. **A person can only be counted in one category, first dose or series complete.** For persons receiving Moderna or Pfizer vaccines, once they receive their second dose, they are moved from the first dose column to the series completed column. **Because of this, the total first dose category may show a change from report to report not matching the total receiving their first dose from the previous day.** Persons receiving Johnson & Johnson vaccines will always be counted in the series completed column.

COVID-19 doses for vaccinated persons in Florida	
Doses administered	3,519
People receiving one dose of a 1-dose series (Johnson & Johnson) or receiving only one dose of a 2-dose series (Moderna, Pfizer) count once. Persons receiving both doses of a 2-dose series count twice.	

Current status of persons vaccinated for COVID-19 in Florida	
Total people vaccinated	2,124
First dose	697
Series completed	1,427
Completed 1-dose series	32
Completed 2-dose series	1,395
First dose: current number of people who have only received their first dose of the Moderna or Pfizer vaccine.	
Series complete: current number of people who have received both Moderna or Pfizer vaccine doses or one Johnson & Johnson dose and are considered fully immunized.	

Demographic summary	First dose	Series complete	Total people vaccinated
Age group	697	1,427	2,124
16-24 years	32	7	39
25-34 years	92	14	106
35-44 years	130	40	170
45-54 years	141	107	248
55-64 years	103	201	304
65-74 years	116	617	733
75-84 years	57	341	398
85+ years	26	100	126
Race	697	1,427	2,124
White	438	1,215	1,653
Black	144	49	193
American Indian/Alaskan	3	6	9
Other	52	81	133
Unknown	60	76	136
Other race includes Asian, native Hawaiian/Pacific Islander, or other.			
Ethnicity	697	1,427	2,124
Hispanic	62	49	111
Non-Hispanic	231	1,140	1,371
Unknown	404	238	642
Gender	697	1,427	2,124
Female	188	742	930
Male	508	685	1,193
Unknown	1	0	1



# COVID-19: Lake County vaccine summary

Vaccination data through May 3, 2021 as of May 4, 2021 at 12:05 AM

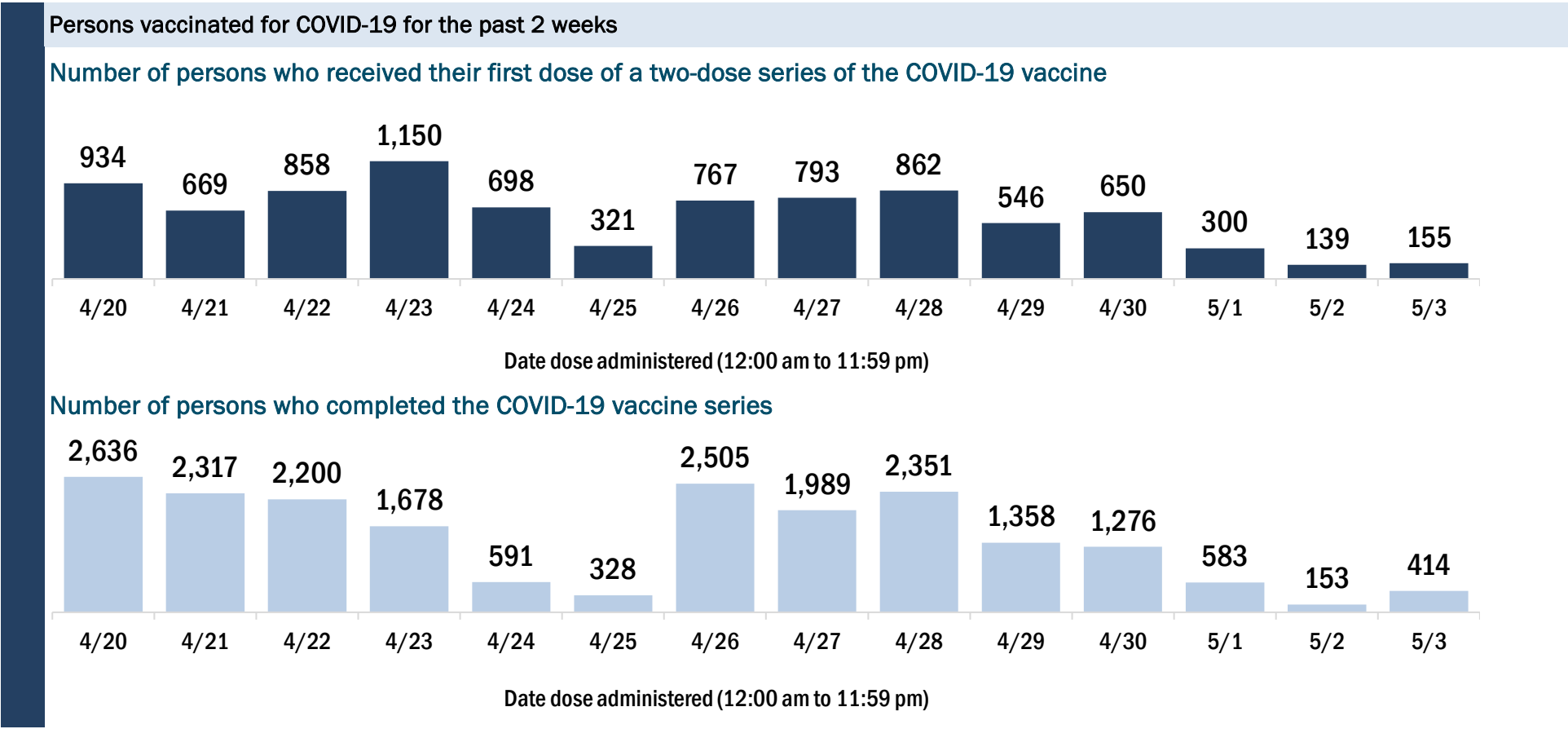
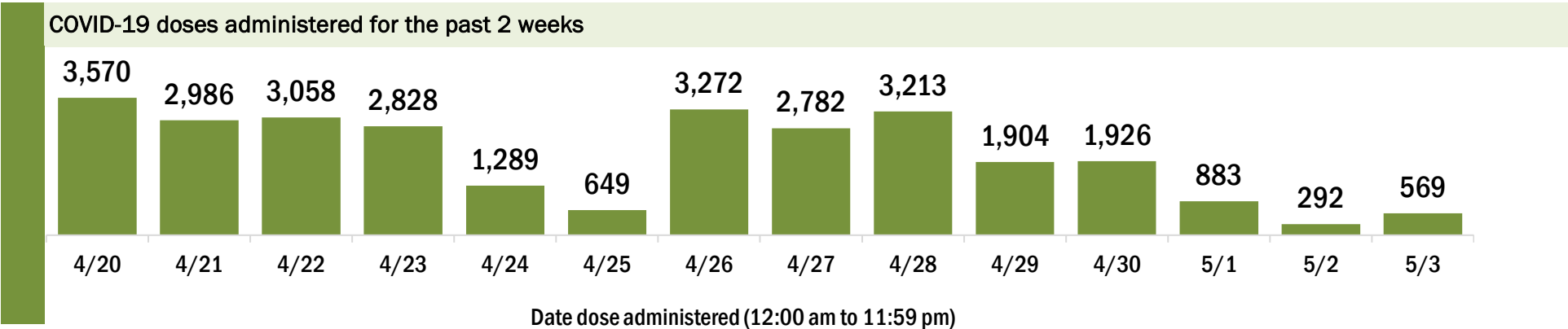
Data in this report are provisional and subject to change.

Data in this summary pertain to COVID-19 vaccines approved by the U.S. Food and Drug Administration and have been issued an Emergency Use Authorization (Janssen COVID-19 Vaccine, Moderna COVID-19 Vaccine and Pfizer-BioNTech COVID-19 Vaccine). These data summarize the number of people who have received either their first dose or have completed the series for a COVID-19 vaccine. **A person can only be counted in one category, first dose or series complete.** For persons receiving Moderna or Pfizer vaccines, once they receive their second dose, they are moved from the first dose column to the series completed column. **Because of this, the total first dose category may show a change from report to report not matching the total receiving their first dose from the previous day.** Persons receiving Johnson & Johnson vaccines will always be counted in the series completed column.

COVID-19 doses for vaccinated persons in Florida	
Doses administered	288,776
People receiving one dose of a 1-dose series (Johnson & Johnson) or receiving only one dose of a 2-dose series (Moderna, Pfizer) count once. Persons receiving both doses of a 2-dose series count twice.	

Current status of persons vaccinated for COVID-19 in Florida	
Total people vaccinated	165,904
First dose	36,544
Series completed	129,360
Completed 1-dose series	6,488
Completed 2-dose series	122,872
<b>First dose:</b> current number of people who have only received their first dose of the Moderna or Pfizer vaccine.	
<b>Series complete:</b> current number of people who have received both Moderna or Pfizer vaccine doses or one Johnson & Johnson dose and are considered fully immunized.	

Demographic summary	First dose	Series complete	Total people vaccinated
Age group	36,544	129,360	165,904
16-24 years	3,940	3,648	7,588
25-34 years	4,564	5,121	9,685
35-44 years	5,033	8,054	13,087
45-54 years	5,413	12,809	18,222
55-64 years	6,565	23,107	29,672
65-74 years	5,546	40,597	46,143
75-84 years	3,909	27,894	31,803
85+ years	1,574	8,130	9,704
Race	36,544	129,360	165,904
White	22,635	96,514	119,149
Black	2,466	6,558	9,024
American Indian/Alaskan	224	688	912
Other	4,183	11,268	15,451
Unknown	7,036	14,332	21,368
Other race includes Asian, native Hawaiian/Pacific Islander, or other.			
Ethnicity	36,544	129,360	165,904
Hispanic	4,937	8,989	13,926
Non-Hispanic	16,568	75,973	92,541
Unknown	15,039	44,398	59,437
Gender	36,544	129,360	165,904
Female	19,487	72,835	92,322
Male	16,928	56,411	73,339
Unknown	129	114	243





# COVID-19: Lee County vaccine summary

Vaccination data through May 3, 2021 as of May 4, 2021 at 12:05 AM

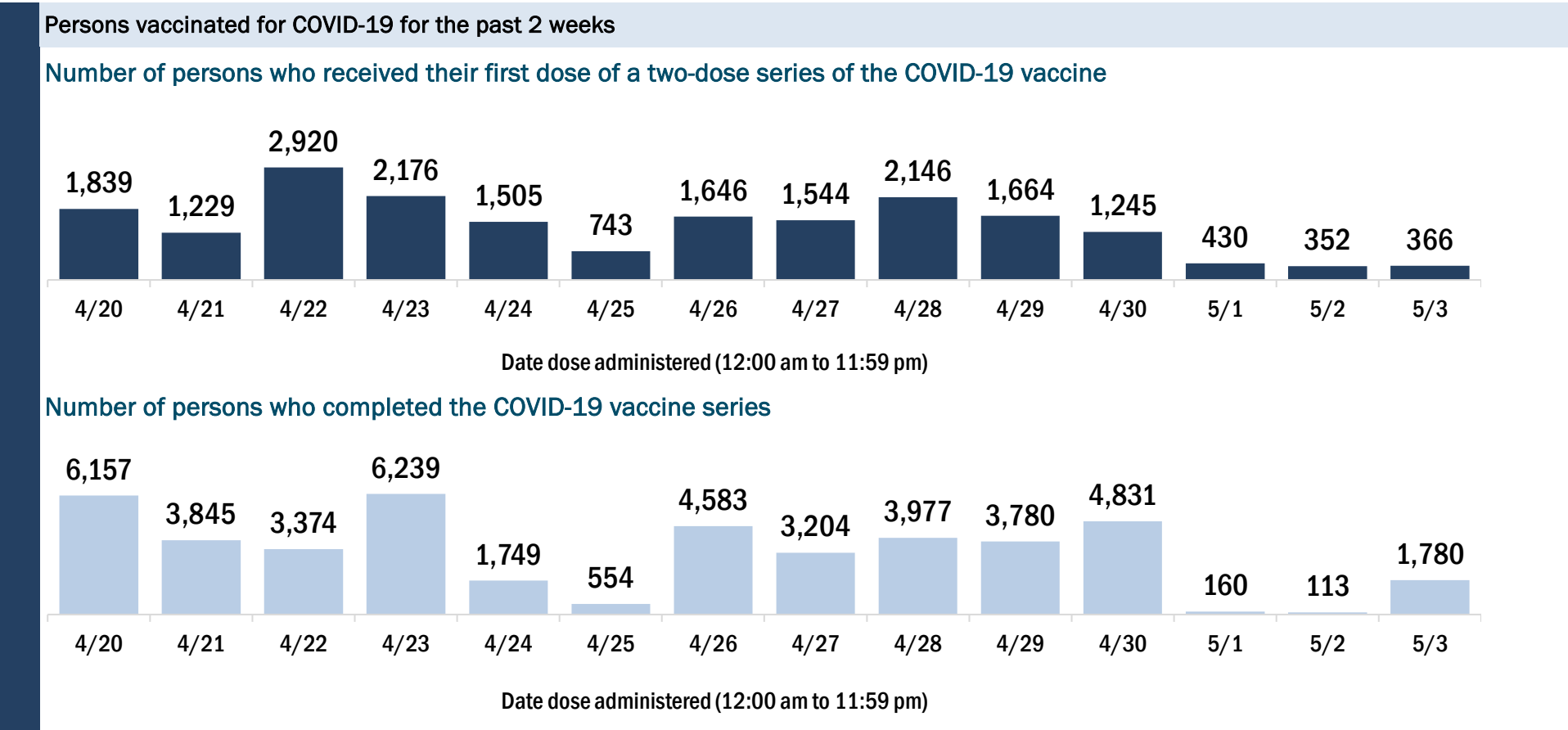
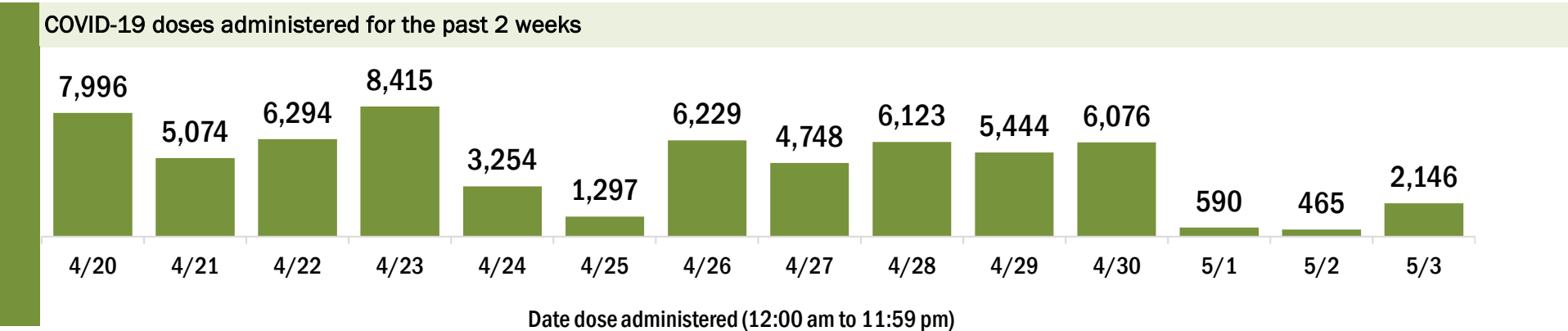
Data in this report are provisional and subject to change.

Data in this summary pertain to COVID-19 vaccines approved by the U.S. Food and Drug Administration and have been issued an Emergency Use Authorization (Janssen COVID-19 Vaccine, Moderna COVID-19 Vaccine and Pfizer-BioNTech COVID-19 Vaccine). These data summarize the number of people who have received either their first dose or have completed the series for a COVID-19 vaccine. **A person can only be counted in one category, first dose or series complete.** For persons receiving Moderna or Pfizer vaccines, once they receive their second dose, they are moved from the first dose column to the series completed column. **Because of this, the total first dose category may show a change from report to report not matching the total receiving their first dose from the previous day.** Persons receiving Johnson & Johnson vaccines will always be counted in the series completed column.

COVID-19 doses for vaccinated persons in Florida	
Doses administered	553,004
People receiving one dose of a 1-dose series (Johnson & Johnson) or receiving only one dose of a 2-dose series (Moderna, Pfizer) count once. Persons receiving both doses of a 2-dose series count twice.	

Current status of persons vaccinated for COVID-19 in Florida	
Total people vaccinated	326,151
First dose	86,556
Series completed	239,595
Completed 1-dose series	12,742
Completed 2-dose series	226,853
First dose: current number of people who have only received their first dose of the Moderna or Pfizer vaccine.	
Series complete: current number of people who have received both Moderna or Pfizer vaccine doses or one Johnson & Johnson dose and are considered fully immunized.	

Demographic summary	First dose	Series complete	Total people vaccinated
Age group	86,556	239,595	326,151
16-24 years	7,768	2,840	10,608
25-34 years	10,096	6,082	16,178
35-44 years	12,100	10,193	22,293
45-54 years	13,680	19,100	32,780
55-64 years	17,540	44,739	62,279
65-74 years	14,092	89,053	103,145
75-84 years	8,373	53,352	61,725
85+ years	2,907	14,236	17,143
Race	86,556	239,595	326,151
White	58,880	172,715	231,595
Black	3,682	5,509	9,191
American Indian/Alaskan	374	797	1,171
Other	7,904	15,499	23,403
Unknown	15,716	45,075	60,791
Other race includes Asian, native Hawaiian/Pacific Islander, or other.			
Ethnicity	86,556	239,595	326,151
Hispanic	15,516	15,372	30,888
Non-Hispanic	42,110	139,136	181,246
Unknown	28,930	85,087	114,017
Gender	86,556	239,595	326,151
Female	45,557	133,727	179,284
Male	40,793	105,444	146,237
Unknown	206	424	630



# COVID-19: Leon County vaccine summary

Vaccination data through May 3, 2021 as of May 4, 2021 at 12:05 AM

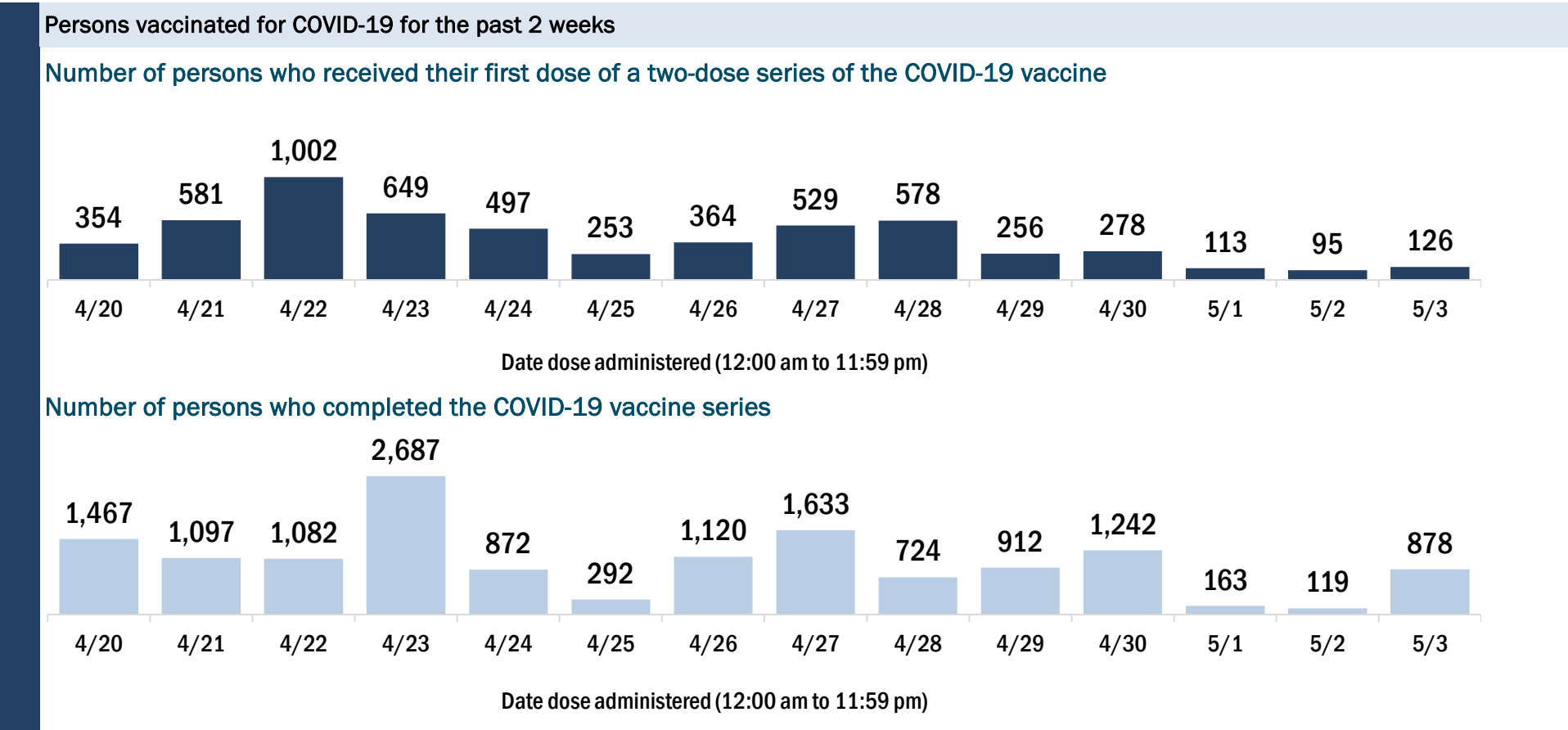
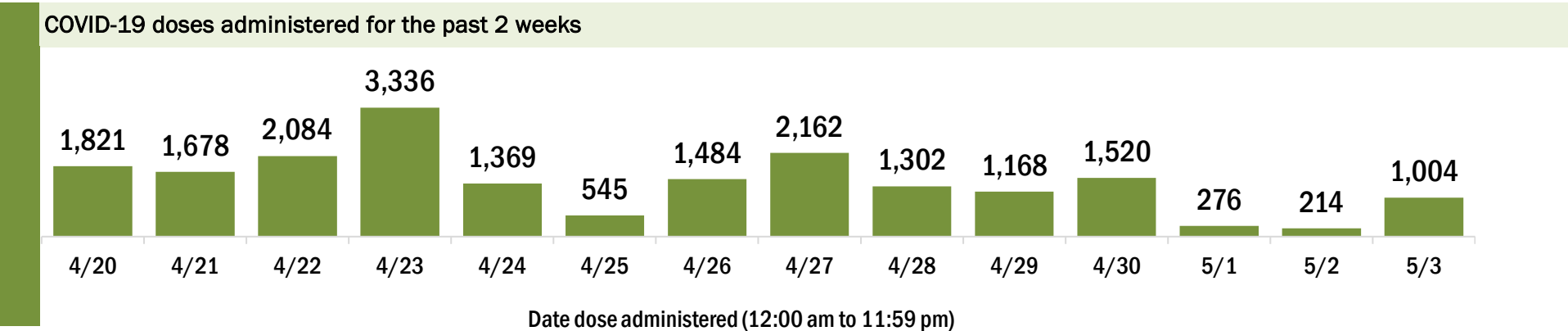
Data in this report are provisional and subject to change.

Data in this summary pertain to COVID-19 vaccines approved by the U.S. Food and Drug Administration and have been issued an Emergency Use Authorization (Janssen COVID-19 Vaccine, Moderna COVID-19 Vaccine and Pfizer-BioNTech COVID-19 Vaccine). These data summarize the number of people who have received either their first dose or have completed the series for a COVID-19 vaccine. **A person can only be counted in one category, first dose or series complete.** For persons receiving Moderna or Pfizer vaccines, once they receive their second dose, they are moved from the first dose column to the series completed column. **Because of this, the total first dose category may show a change from report to report not matching the total receiving their first dose from the previous day.** Persons receiving Johnson & Johnson vaccines will always be counted in the series completed column.

COVID-19 doses for vaccinated persons in Florida	
Doses administered	194,897
People receiving one dose of a 1-dose series (Johnson & Johnson) or receiving only one dose of a 2-dose series (Moderna, Pfizer) count once. Persons receiving both doses of a 2-dose series count twice.	

Current status of persons vaccinated for COVID-19 in Florida	
Total people vaccinated	113,473
First dose	27,513
Series completed	85,960
Completed 1-dose series	4,536
Completed 2-dose series	81,424
First dose: current number of people who have only received their first dose of the Moderna or Pfizer vaccine.	
Series complete: current number of people who have received both Moderna or Pfizer vaccine doses or one Johnson & Johnson dose and are considered fully immunized.	

Demographic summary	First dose	Series complete	Total people vaccinated
Age group	27,513	85,960	113,473
16-24 years	6,614	6,093	12,707
25-34 years	5,931	8,216	14,147
35-44 years	4,748	9,874	14,622
45-54 years	3,296	12,643	15,939
55-64 years	3,025	17,837	20,862
65-74 years	2,165	19,517	21,682
75-84 years	1,100	8,808	9,908
85+ years	634	2,972	3,606
Race	27,513	85,960	113,473
White	15,336	50,775	66,111
Black	4,395	12,023	16,418
American Indian/Alaskan	105	264	369
Other	3,668	15,204	18,872
Unknown	4,009	7,694	11,703
Other race includes Asian, native Hawaiian/Pacific Islander, or other.			
Ethnicity	27,513	85,960	113,473
Hispanic	1,948	3,851	5,799
Non-Hispanic	17,839	62,627	80,466
Unknown	7,726	19,482	27,208
Gender	27,513	85,960	113,473
Female	14,792	49,516	64,308
Male	12,675	36,406	49,081
Unknown	46	38	84



# COVID-19: Levy County vaccine summary

Vaccination data through May 3, 2021 as of May 4, 2021 at 12:05 AM

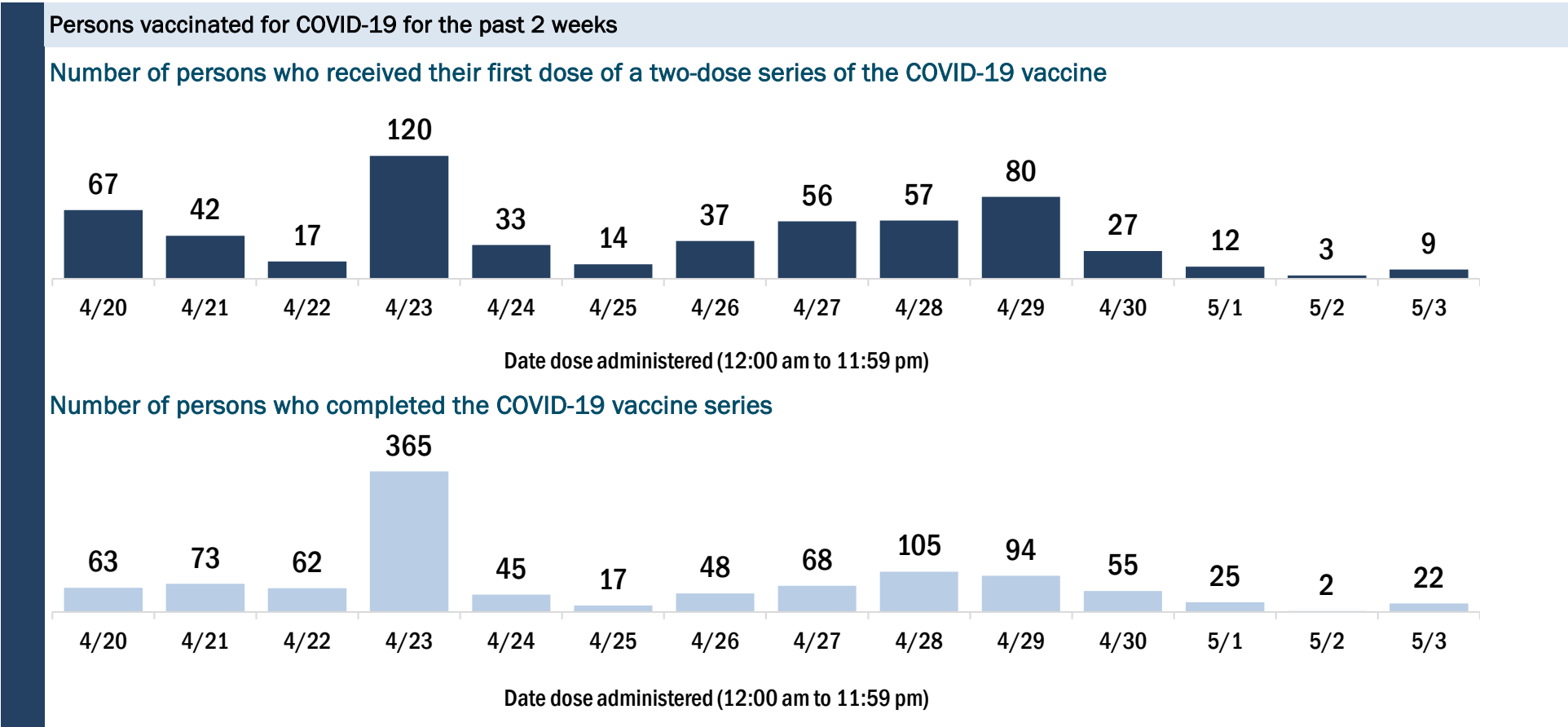
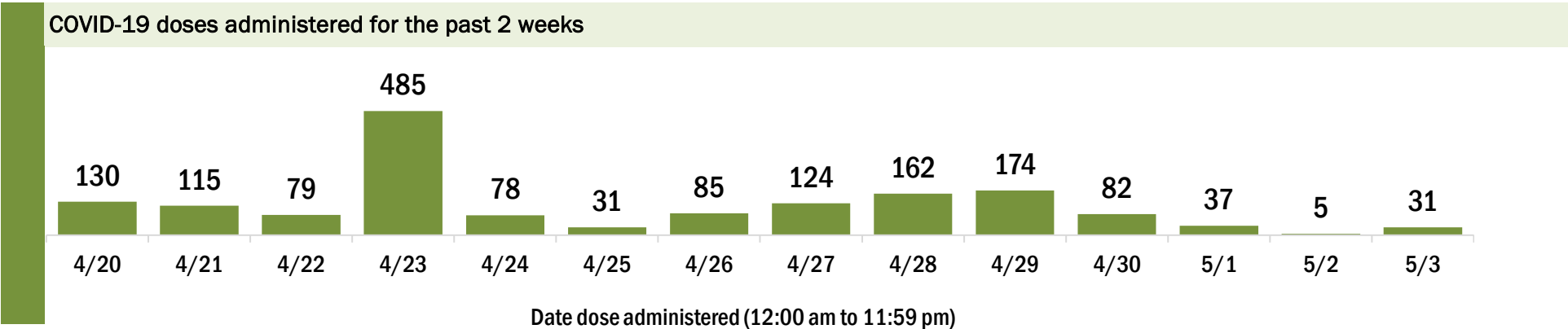
Data in this report are provisional and subject to change.

Data in this summary pertain to COVID-19 vaccines approved by the U.S. Food and Drug Administration and have been issued an Emergency Use Authorization (Janssen COVID-19 Vaccine, Moderna COVID-19 Vaccine and Pfizer-BioNTech COVID-19 Vaccine). These data summarize the number of people who have received either their first dose or have completed the series for a COVID-19 vaccine. **A person can only be counted in one category, first dose or series complete.** For persons receiving Moderna or Pfizer vaccines, once they receive their second dose, they are moved from the first dose column to the series completed column. **Because of this, the total first dose category may show a change from report to report not matching the total receiving their first dose from the previous day.** Persons receiving Johnson & Johnson vaccines will always be counted in the series completed column.

COVID-19 doses for vaccinated persons in Florida	
Doses administered	18,718
People receiving one dose of a 1-dose series (Johnson & Johnson) or receiving only one dose of a 2-dose series (Moderna, Pfizer) count once. Persons receiving both doses of a 2-dose series count twice.	

Current status of persons vaccinated for COVID-19 in Florida	
Total people vaccinated	11,104
First dose	2,430
Series completed	8,674
Completed 1-dose series	1,060
Completed 2-dose series	7,614
<b>First dose:</b> current number of people who have only received their first dose of the Moderna or Pfizer vaccine.	
<b>Series complete:</b> current number of people who have received both Moderna or Pfizer vaccine doses or one Johnson & Johnson dose and are considered fully immunized.	

Demographic summary	First dose	Series complete	Total people vaccinated
Age group	2,430	8,674	11,104
16-24 years	146	113	259
25-34 years	211	244	455
35-44 years	275	329	604
45-54 years	376	688	1,064
55-64 years	629	1,832	2,461
65-74 years	483	3,305	3,788
75-84 years	239	1,741	1,980
85+ years	71	422	493
Race	2,430	8,674	11,104
White	1,801	6,837	8,638
Black	232	553	785
American Indian/Alaskan	11	52	63
Other	171	488	659
Unknown	215	744	959
Other race includes Asian, native Hawaiian/Pacific Islander, or other.			
Ethnicity	2,430	8,674	11,104
Hispanic	216	347	563
Non-Hispanic	1,619	6,355	7,974
Unknown	595	1,972	2,567
Gender	2,430	8,674	11,104
Female	1,322	4,957	6,279
Male	1,105	3,717	4,822
Unknown	3	0	3



# COVID-19: Liberty County vaccine summary

Vaccination data through May 3, 2021 as of May 4, 2021 at 12:05 AM

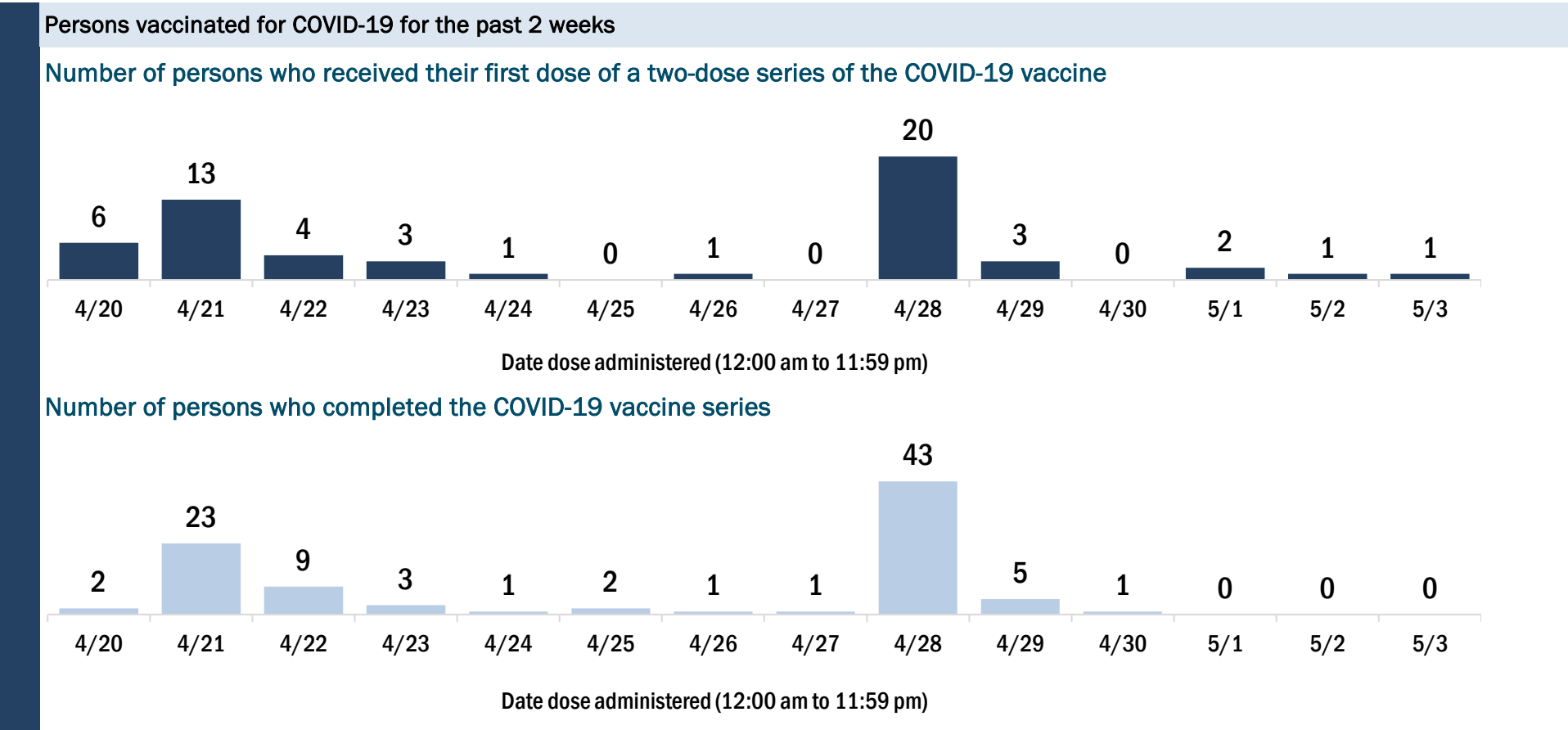
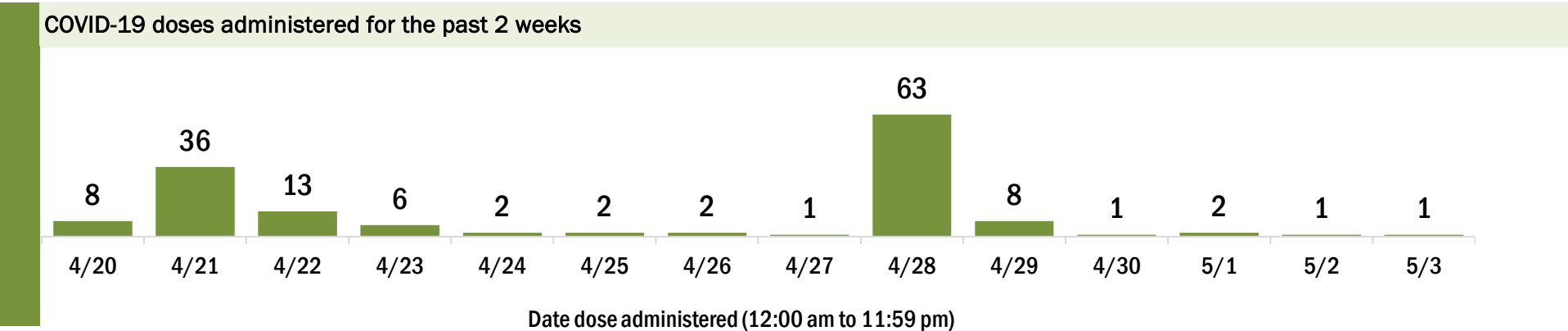
Data in this report are provisional and subject to change.

Data in this summary pertain to COVID-19 vaccines approved by the U.S. Food and Drug Administration and have been issued an Emergency Use Authorization (Janssen COVID-19 Vaccine, Moderna COVID-19 Vaccine and Pfizer-BioNTech COVID-19 Vaccine). These data summarize the number of people who have received either their first dose or have completed the series for a COVID-19 vaccine. **A person can only be counted in one category, first dose or series complete.** For persons receiving Moderna or Pfizer vaccines, once they receive their second dose, they are moved from the first dose column to the series completed column. **Because of this, the total first dose category may show a change from report to report not matching the total receiving their first dose from the previous day.** Persons receiving Johnson & Johnson vaccines will always be counted in the series completed column.

COVID-19 doses for vaccinated persons in Florida	
Doses administered	3,166
People receiving one dose of a 1-dose series (Johnson & Johnson) or receiving only one dose of a 2-dose series (Moderna, Pfizer) count once. Persons receiving both doses of a 2-dose series count twice.	

Current status of persons vaccinated for COVID-19 in Florida	
Total people vaccinated	1,982
First dose	728
Series completed	1,254
Completed 1-dose series	70
Completed 2-dose series	1,184
First dose: current number of people who have only received their first dose of the Moderna or Pfizer vaccine.	
Series complete: current number of people who have received both Moderna or Pfizer vaccine doses or one Johnson & Johnson dose and are considered fully immunized.	

Demographic summary	First dose	Series complete	Total people vaccinated
Age group	728	1,254	1,982
16-24 years	31	20	51
25-34 years	105	35	140
35-44 years	154	80	234
45-54 years	183	108	291
55-64 years	158	313	471
65-74 years	68	417	485
75-84 years	25	222	247
85+ years	4	59	63
Race	728	1,254	1,982
White	252	904	1,156
Black	95	116	211
American Indian/Alaskan	3	10	13
Other	38	101	139
Unknown	340	123	463
Other race includes Asian, native Hawaiian/Pacific Islander, or other.			
Ethnicity	728	1,254	1,982
Hispanic	11	16	27
Non-Hispanic	149	687	836
Unknown	568	551	1,119
Gender	728	1,254	1,982
Female	155	674	829
Male	573	580	1,153
Unknown	0	0	0





# COVID-19: Madison County vaccine summary

Vaccination data through May 3, 2021 as of May 4, 2021 at 12:05 AM

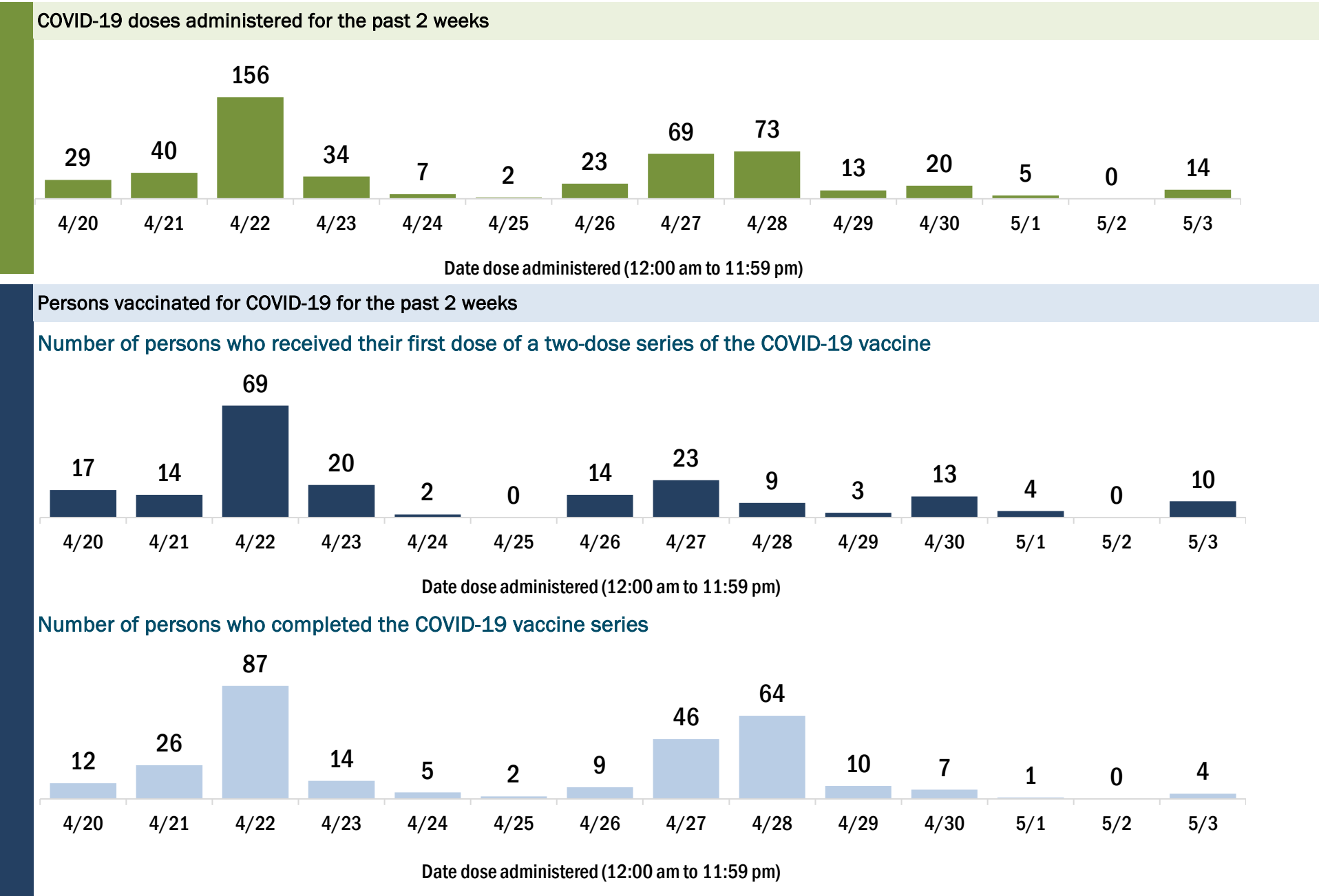
Data in this report are provisional and subject to change.

Data in this summary pertain to COVID-19 vaccines approved by the U.S. Food and Drug Administration and have been issued an Emergency Use Authorization (Janssen COVID-19 Vaccine, Moderna COVID-19 Vaccine and Pfizer-BioNTech COVID-19 Vaccine). These data summarize the number of people who have received either their first dose or have completed the series for a COVID-19 vaccine. **A person can only be counted in one category, first dose or series complete.** For persons receiving Moderna or Pfizer vaccines, once they receive their second dose, they are moved from the first dose column to the series completed column. **Because of this, the total first dose category may show a change from report to report not matching the total receiving their first dose from the previous day.** Persons receiving Johnson & Johnson vaccines will always be counted in the series completed column.

COVID-19 doses for vaccinated persons in Florida	
Doses administered	9,181
People receiving one dose of a 1-dose series (Johnson & Johnson) or receiving only one dose of a 2-dose series (Moderna, Pfizer) count once. Persons receiving both doses of a 2-dose series count twice.	

Current status of persons vaccinated for COVID-19 in Florida	
Total people vaccinated	5,585
First dose	1,567
Series completed	4,018
Completed 1-dose series	422
Completed 2-dose series	3,596
First dose: current number of people who have only received their first dose of the Moderna or Pfizer vaccine.	
Series complete: current number of people who have received both Moderna or Pfizer vaccine doses or one Johnson & Johnson dose and are considered fully immunized.	

Demographic summary	First dose	Series complete	Total people vaccinated
Age group	1,567	4,018	5,585
16-24 years	80	50	130
25-34 years	154	125	279
35-44 years	271	222	493
45-54 years	349	396	745
55-64 years	432	832	1,264
65-74 years	187	1,414	1,601
75-84 years	70	769	839
85+ years	24	210	234
Race	1,567	4,018	5,585
White	798	2,282	3,080
Black	549	1,168	1,717
American Indian/Alaskan	1	9	10
Other	120	318	438
Unknown	99	241	340
Other race includes Asian, native Hawaiian/Pacific Islander, or other.			
Ethnicity	1,567	4,018	5,585
Hispanic	116	97	213
Non-Hispanic	1,224	2,075	3,299
Unknown	227	1,846	2,073
Gender	1,567	4,018	5,585
Female	513	2,261	2,774
Male	1,054	1,757	2,811
Unknown	0	0	0



# COVID-19: Manatee County vaccine summary

Vaccination data through May 3, 2021 as of May 4, 2021 at 12:05 AM

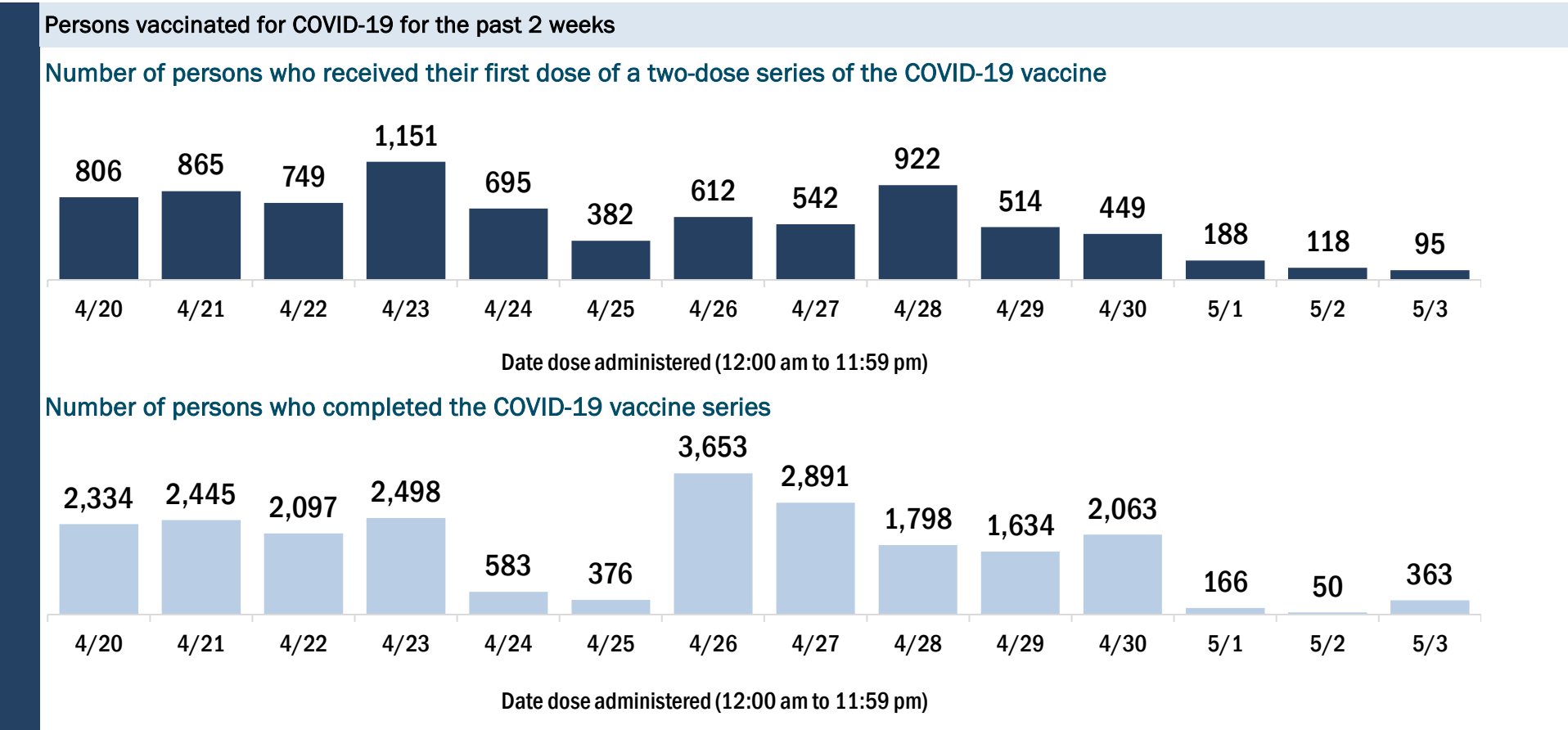
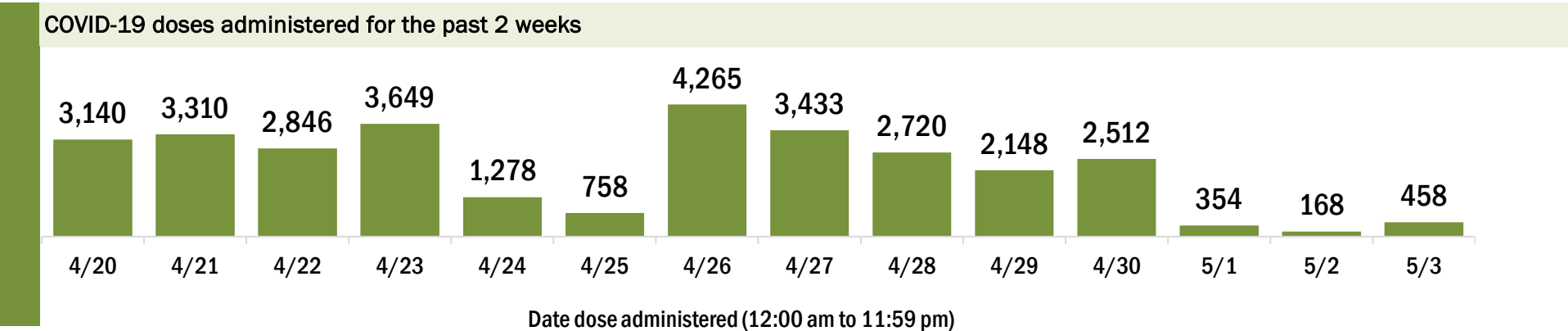
Data in this report are provisional and subject to change.

Data in this summary pertain to COVID-19 vaccines approved by the U.S. Food and Drug Administration and have been issued an Emergency Use Authorization (Janssen COVID-19 Vaccine, Moderna COVID-19 Vaccine and Pfizer-BioNTech COVID-19 Vaccine). These data summarize the number of people who have received either their first dose or have completed the series for a COVID-19 vaccine. **A person can only be counted in one category, first dose or series complete.** For persons receiving Moderna or Pfizer vaccines, once they receive their second dose, they are moved from the first dose column to the series completed column. **Because of this, the total first dose category may show a change from report to report not matching the total receiving their first dose from the previous day.** Persons receiving Johnson & Johnson vaccines will always be counted in the series completed column.

COVID-19 doses for vaccinated persons in Florida	
Doses administered	291,273
People receiving one dose of a 1-dose series (Johnson & Johnson) or receiving only one dose of a 2-dose series (Moderna, Pfizer) count once. Persons receiving both doses of a 2-dose series count twice.	

Current status of persons vaccinated for COVID-19 in Florida	
Total people vaccinated	170,674
First dose	44,160
Series completed	126,514
Completed 1-dose series	5,915
Completed 2-dose series	120,599
First dose: current number of people who have only received their first dose of the Moderna or Pfizer vaccine.	
Series complete: current number of people who have received both Moderna or Pfizer vaccine doses or one Johnson & Johnson dose and are considered fully immunized.	

Demographic summary	First dose	Series complete	Total people vaccinated
Age group	44,160	126,514	170,674
16-24 years	4,261	2,000	6,261
25-34 years	5,178	4,040	9,218
35-44 years	5,945	6,704	12,649
45-54 years	6,624	12,540	19,164
55-64 years	8,067	25,937	34,004
65-74 years	7,635	43,001	50,636
75-84 years	4,650	24,695	29,345
85+ years	1,800	7,597	9,397
Race	44,160	126,514	170,674
White	30,430	97,644	128,074
Black	1,778	3,850	5,628
American Indian/Alaskan	207	501	708
Other	4,035	8,914	12,949
Unknown	7,710	15,605	23,315
Other race includes Asian, native Hawaiian/Pacific Islander, or other.			
Ethnicity	44,160	126,514	170,674
Hispanic	5,104	5,940	11,044
Non-Hispanic	23,300	77,492	100,792
Unknown	15,756	43,082	58,838
Gender	44,160	126,514	170,674
Female	23,459	70,819	94,278
Male	20,564	55,624	76,188
Unknown	137	71	208



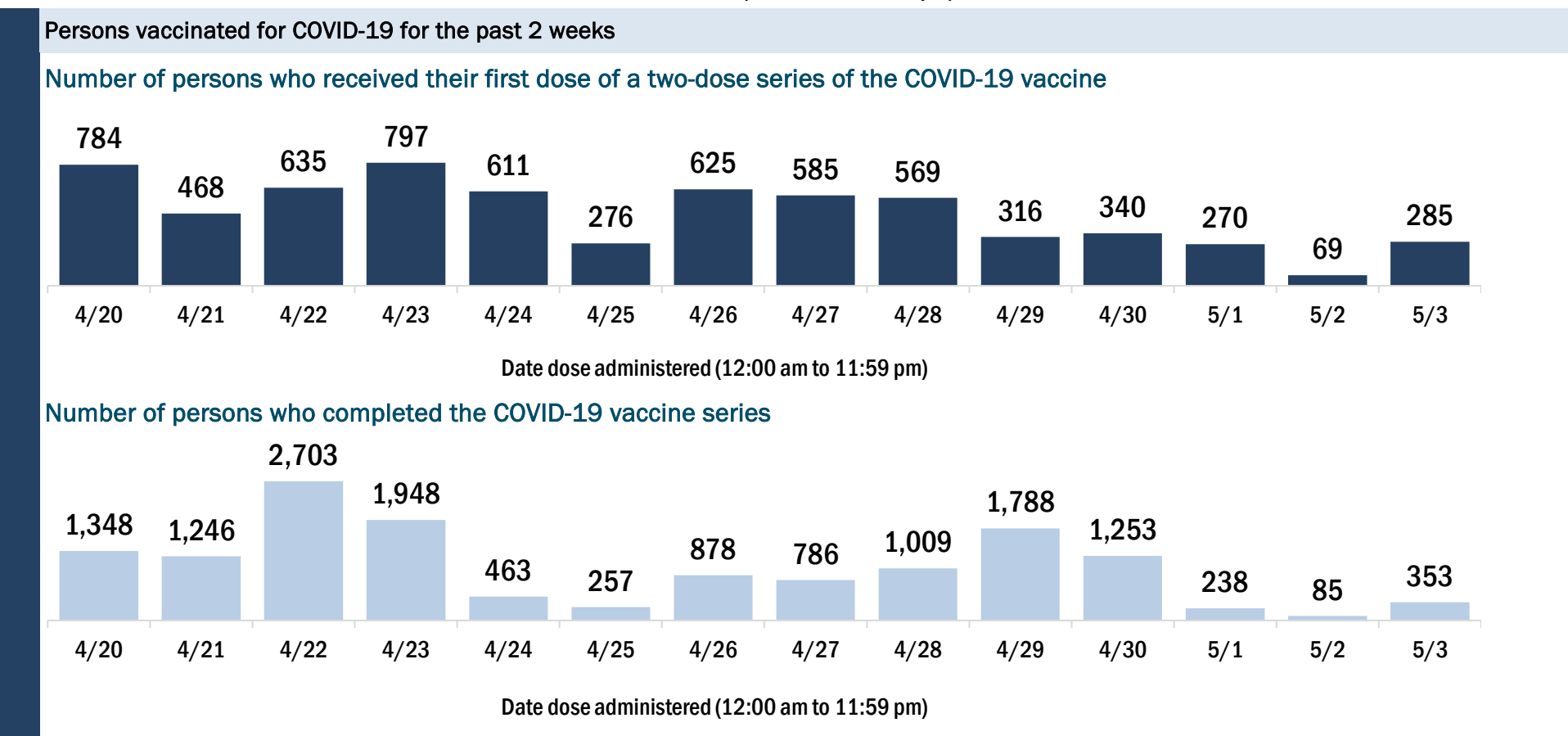
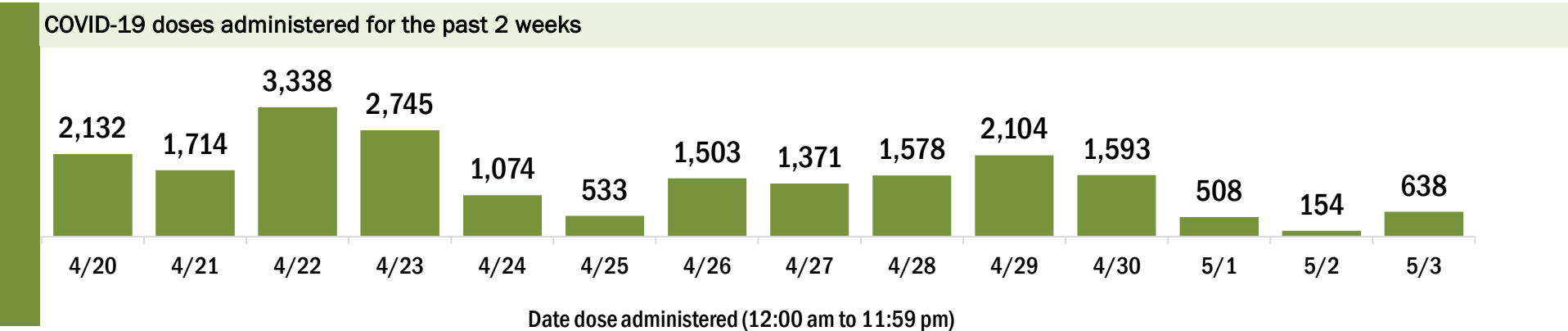
# COVID-19: Marion County vaccine summary

Vaccination data through May 3, 2021 as of May 4, 2021 at 12:05 AM

Data in this report are provisional and subject to change.

Data in this summary pertain to COVID-19 vaccines approved by the U.S. Food and Drug Administration and have been issued an Emergency Use Authorization (Janssen COVID-19 Vaccine, Moderna COVID-19 Vaccine and Pfizer-BioNTech COVID-19 Vaccine). These data summarize the number of people who have received either their first dose or have completed the series for a COVID-19 vaccine. **A person can only be counted in one category, first dose or series complete.** For persons receiving Moderna or Pfizer vaccines, once they receive their second dose, they are moved from the first dose column to the series completed column. **Because of this, the total first dose category may show a change from report to report not matching the total receiving their first dose from the previous day.** Persons receiving Johnson & Johnson vaccines will always be counted in the series completed column.

COVID-19 doses for vaccinated persons in Florida		Demographic summary			
Doses administered	231,901	First dose	Series complete	Total people vaccinated	
People receiving one dose of a 1-dose series (Johnson & Johnson) or receiving only one dose of a 2-dose series (Moderna, Pfizer) count once. Persons receiving both doses of a 2-dose series count twice.		Age group	31,370	102,650	134,020
		16-24 years	2,774	1,876	4,650
		25-34 years	3,482	3,237	6,719
		35-44 years	4,271	5,011	9,282
		45-54 years	4,892	8,802	13,694
		55-64 years	6,535	18,622	25,157
		65-74 years	4,950	34,947	39,897
		75-84 years	3,142	23,445	26,587
		85+ years	1,324	6,710	8,034
		Race	31,370	102,650	134,020
		White	19,411	72,224	91,635
		Black	2,832	6,722	9,554
		American Indian/Alaskan	143	370	513
		Other	3,560	9,291	12,851
		Unknown	5,424	14,043	19,467
		Other race includes Asian, native Hawaiian/Pacific Islander, or other.			
		Ethnicity	31,370	102,650	134,020
		Hispanic	4,239	7,277	11,516
		Non-Hispanic	15,694	64,795	80,489
		Unknown	11,437	30,578	42,015
		Gender	31,370	102,650	134,020
		Female	17,407	58,818	76,225
		Male	13,923	43,792	57,715
		Unknown	40	40	80



# COVID-19: Martin County vaccine summary

Vaccination data through May 3, 2021 as of May 4, 2021 at 12:05 AM

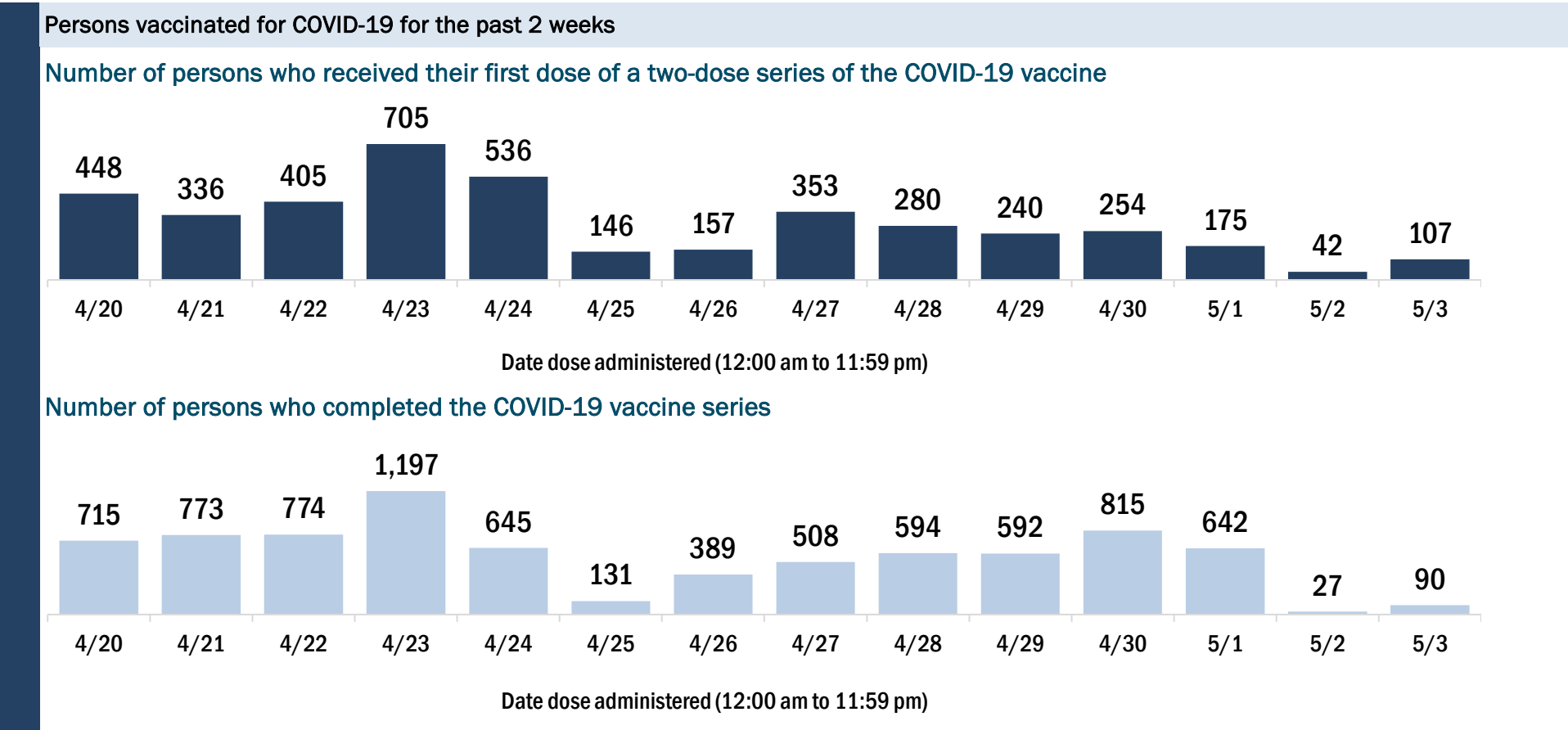
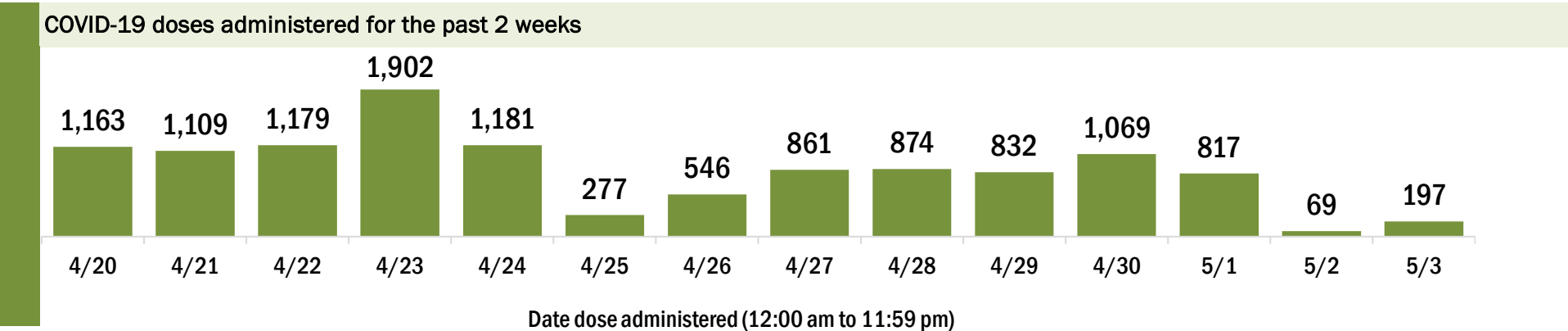
Data in this report are provisional and subject to change.

Data in this summary pertain to COVID-19 vaccines approved by the U.S. Food and Drug Administration and have been issued an Emergency Use Authorization (Janssen COVID-19 Vaccine, Moderna COVID-19 Vaccine and Pfizer-BioNTech COVID-19 Vaccine). These data summarize the number of people who have received either their first dose or have completed the series for a COVID-19 vaccine. **A person can only be counted in one category, first dose or series complete.** For persons receiving Moderna or Pfizer vaccines, once they receive their second dose, they are moved from the first dose column to the series completed column. **Because of this, the total first dose category may show a change from report to report not matching the total receiving their first dose from the previous day.** Persons receiving Johnson & Johnson vaccines will always be counted in the series completed column.

COVID-19 doses for vaccinated persons in Florida	
Doses administered	128,509
People receiving one dose of a 1-dose series (Johnson & Johnson) or receiving only one dose of a 2-dose series (Moderna, Pfizer) count once. Persons receiving both doses of a 2-dose series count twice.	

Current status of persons vaccinated for COVID-19 in Florida	
Total people vaccinated	75,831
First dose	20,160
Series completed	55,671
Completed 1-dose series	2,993
Completed 2-dose series	52,678
<b>First dose:</b> current number of people who have only received their first dose of the Moderna or Pfizer vaccine.	
<b>Series complete:</b> current number of people who have received both Moderna or Pfizer vaccine doses or one Johnson & Johnson dose and are considered fully immunized.	

Demographic summary	First dose	Series complete	Total people vaccinated
Age group	20,160	55,671	75,831
16-24 years	1,627	728	2,355
25-34 years	1,824	1,236	3,060
35-44 years	2,420	2,329	4,749
45-54 years	3,123	4,340	7,463
55-64 years	4,852	10,604	15,456
65-74 years	3,243	18,762	22,005
75-84 years	2,129	13,007	15,136
85+ years	942	4,665	5,607
Race	20,160	55,671	75,831
White	14,186	38,084	52,270
Black	822	1,106	1,928
American Indian/Alaskan	69	99	168
Other	1,501	3,877	5,378
Unknown	3,582	12,505	16,087
Other race includes Asian, native Hawaiian/Pacific Islander, or other.			
Ethnicity	20,160	55,671	75,831
Hispanic	1,640	1,929	3,569
Non-Hispanic	10,276	24,460	34,736
Unknown	8,244	29,282	37,526
Gender	20,160	55,671	75,831
Female	10,179	31,576	41,755
Male	9,960	24,077	34,037
Unknown	21	18	39





# COVID-19: Monroe County vaccine summary

Vaccination data through May 3, 2021 as of May 4, 2021 at 12:05 AM

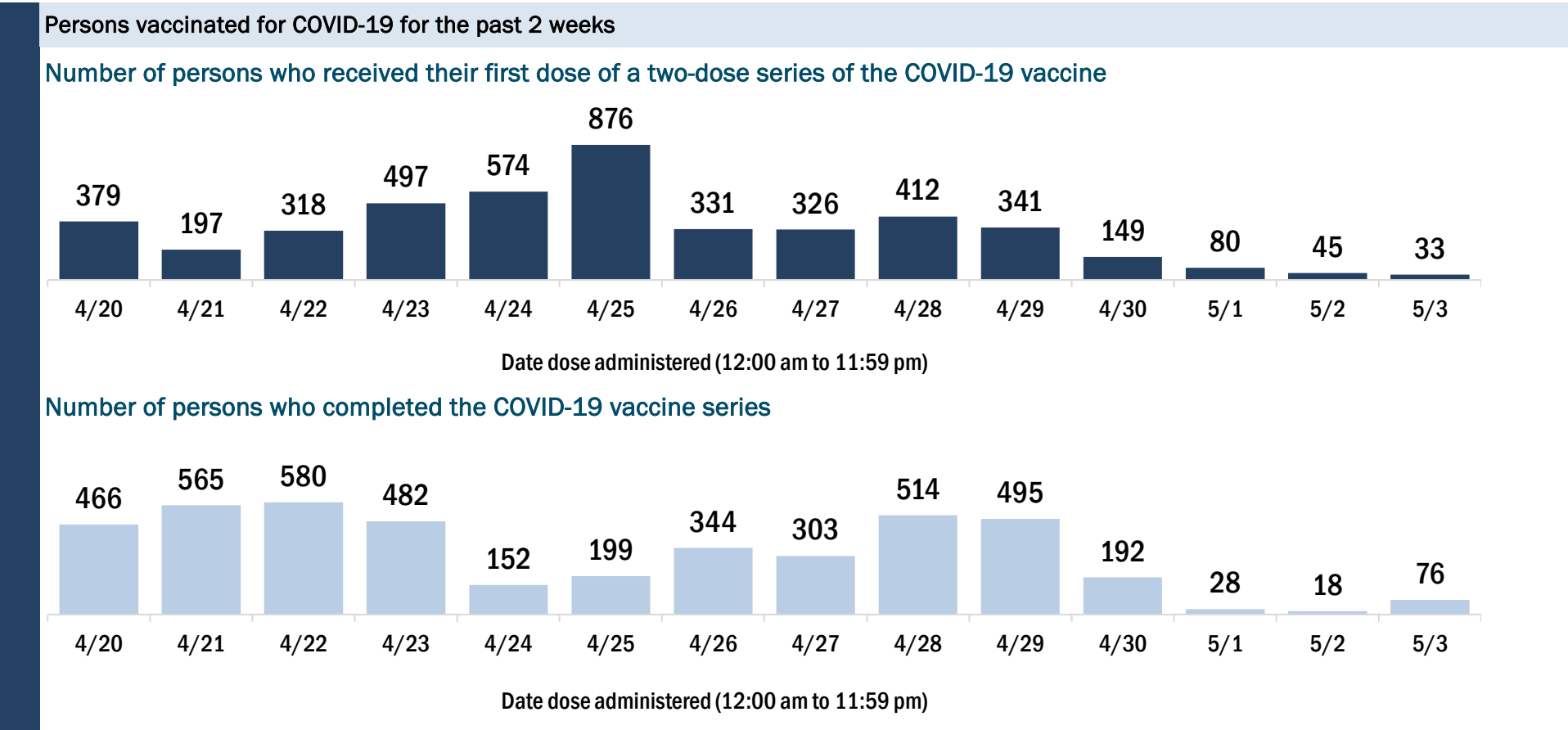
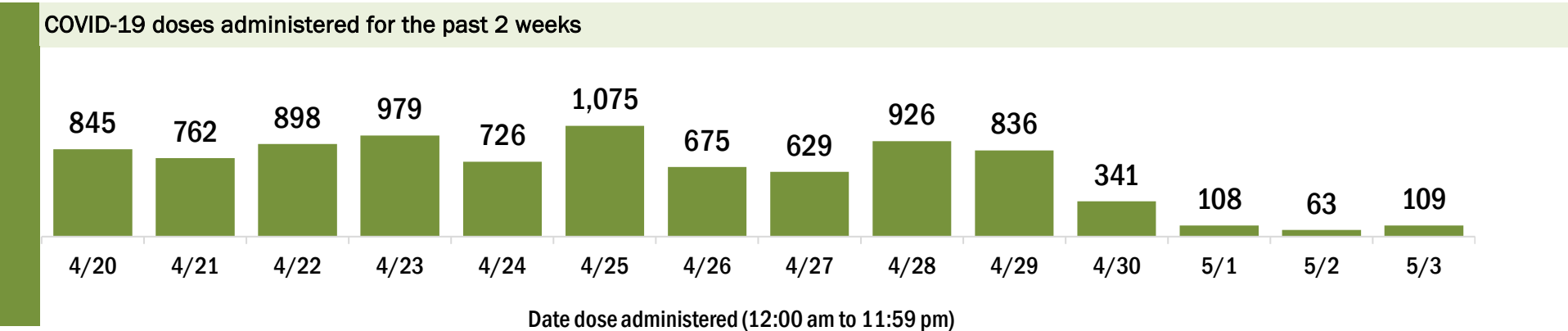
Data in this report are provisional and subject to change.

Data in this summary pertain to COVID-19 vaccines approved by the U.S. Food and Drug Administration and have been issued an Emergency Use Authorization (Janssen COVID-19 Vaccine, Moderna COVID-19 Vaccine and Pfizer-BioNTech COVID-19 Vaccine). These data summarize the number of people who have received either their first dose or have completed the series for a COVID-19 vaccine. **A person can only be counted in one category, first dose or series complete.** For persons receiving Moderna or Pfizer vaccines, once they receive their second dose, they are moved from the first dose column to the series completed column. **Because of this, the total first dose category may show a change from report to report not matching the total receiving their first dose from the previous day.** Persons receiving Johnson & Johnson vaccines will always be counted in the series completed column.

COVID-19 doses for vaccinated persons in Florida	
Doses administered	60,217
People receiving one dose of a 1-dose series (Johnson & Johnson) or receiving only one dose of a 2-dose series (Moderna, Pfizer) count once. Persons receiving both doses of a 2-dose series count twice.	

Current status of persons vaccinated for COVID-19 in Florida	
Total people vaccinated	36,919
First dose	11,672
Series completed	25,247
Completed 1-dose series	1,949
Completed 2-dose series	23,298
First dose: current number of people who have only received their first dose of the Moderna or Pfizer vaccine.	
Series complete: current number of people who have received both Moderna or Pfizer vaccine doses or one Johnson & Johnson dose and are considered fully immunized.	

Demographic summary	First dose	Series complete	Total people vaccinated
Age group	11,672	25,247	36,919
16-24 years	935	335	1,270
25-34 years	1,486	825	2,311
35-44 years	1,884	1,501	3,385
45-54 years	2,169	2,939	5,108
55-64 years	2,702	6,083	8,785
65-74 years	1,729	8,759	10,488
75-84 years	606	3,862	4,468
85+ years	161	943	1,104
Race	11,672	25,247	36,919
White	7,848	18,496	26,344
Black	354	480	834
American Indian/Alaskan	48	85	133
Other	807	1,334	2,141
Unknown	2,615	4,852	7,467
Other race includes Asian, native Hawaiian/Pacific Islander, or other.			
Ethnicity	11,672	25,247	36,919
Hispanic	1,960	2,289	4,249
Non-Hispanic	5,339	14,424	19,763
Unknown	4,373	8,534	12,907
Gender	11,672	25,247	36,919
Female	5,813	13,189	19,002
Male	5,849	12,056	17,905
Unknown	10	2	12



# COVID-19: Nassau County vaccine summary

Vaccination data through May 3, 2021 as of May 4, 2021 at 12:05 AM

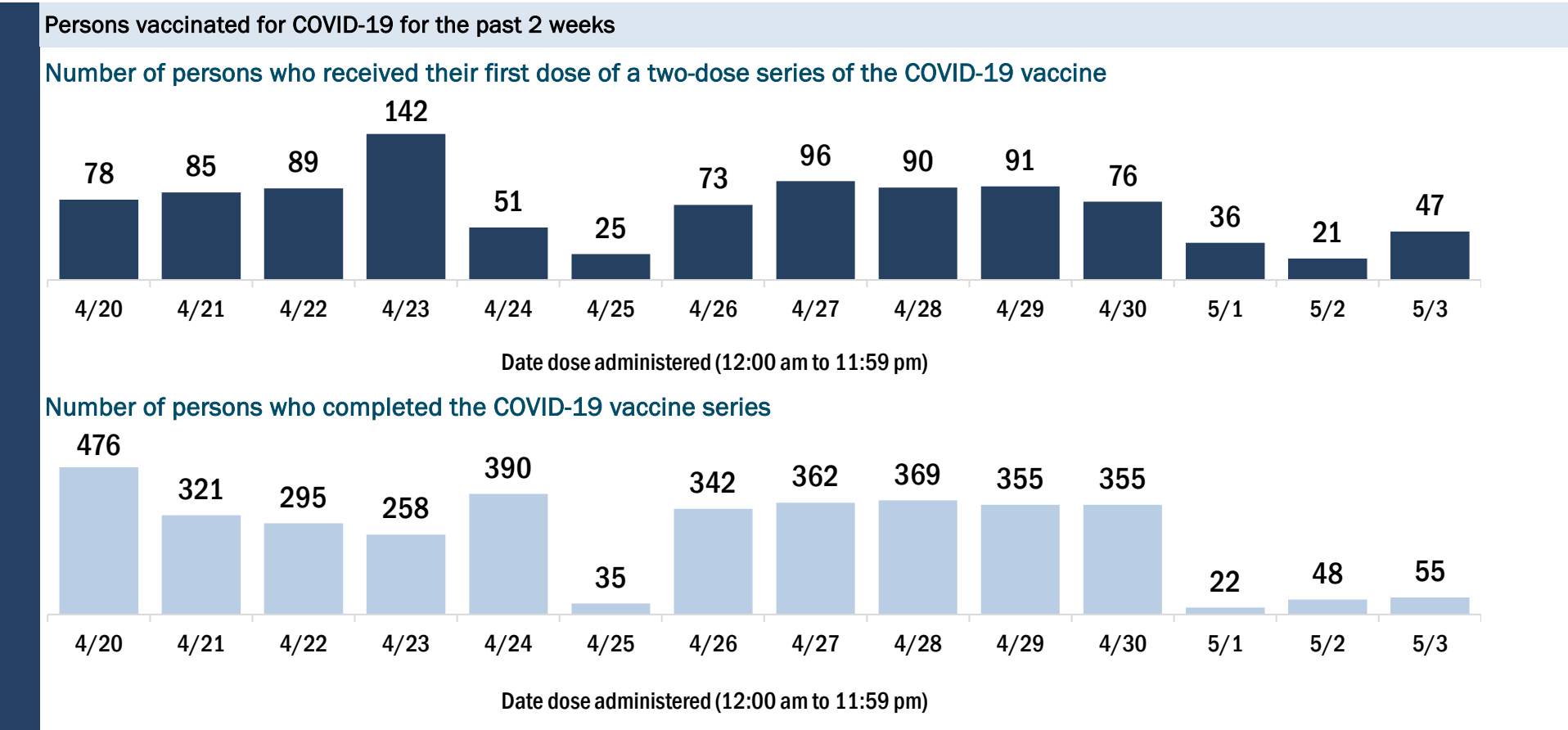
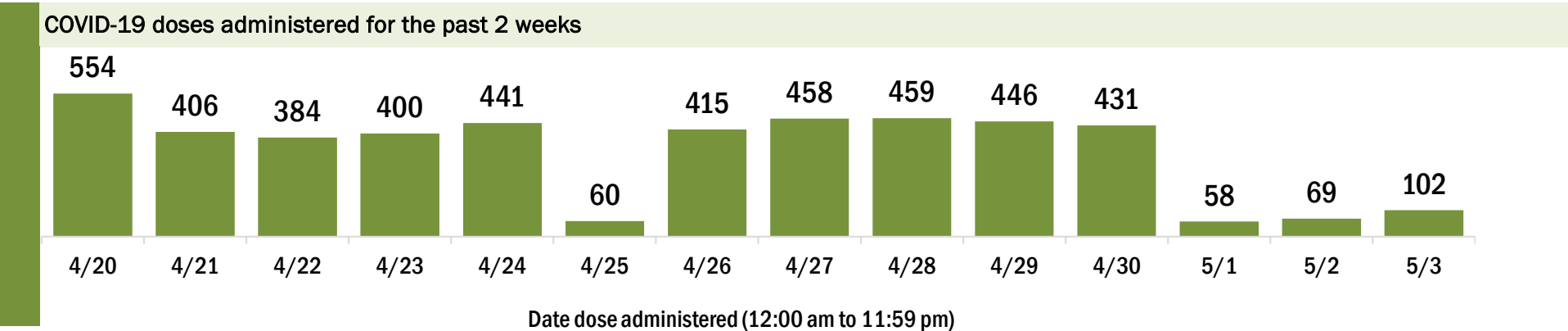
Data in this report are provisional and subject to change.

Data in this summary pertain to COVID-19 vaccines approved by the U.S. Food and Drug Administration and have been issued an Emergency Use Authorization (Janssen COVID-19 Vaccine, Moderna COVID-19 Vaccine and Pfizer-BioNTech COVID-19 Vaccine). These data summarize the number of people who have received either their first dose or have completed the series for a COVID-19 vaccine. **A person can only be counted in one category, first dose or series complete.** For persons receiving Moderna or Pfizer vaccines, once they receive their second dose, they are moved from the first dose column to the series completed column. **Because of this, the total first dose category may show a change from report to report not matching the total receiving their first dose from the previous day.** Persons receiving Johnson & Johnson vaccines will always be counted in the series completed column.

COVID-19 doses for vaccinated persons in Florida	
Doses administered	60,639
People receiving one dose of a 1-dose series (Johnson & Johnson) or receiving only one dose of a 2-dose series (Moderna, Pfizer) count once. Persons receiving both doses of a 2-dose series count twice.	

Current status of persons vaccinated for COVID-19 in Florida	
Total people vaccinated	33,891
First dose	5,061
Series completed	28,830
Completed 1-dose series	2,082
Completed 2-dose series	26,748
First dose: current number of people who have only received their first dose of the Moderna or Pfizer vaccine.	
Series complete: current number of people who have received both Moderna or Pfizer vaccine doses or one Johnson & Johnson dose and are considered fully immunized.	

Demographic summary	First dose	Series complete	Total people vaccinated
Age group	5,061	28,830	33,891
16-24 years	639	640	1,279
25-34 years	607	1,048	1,655
35-44 years	706	1,913	2,619
45-54 years	783	3,067	3,850
55-64 years	953	6,613	7,566
65-74 years	790	9,579	10,369
75-84 years	438	4,642	5,080
85+ years	145	1,328	1,473
Race	5,061	28,830	33,891
White	3,697	23,518	27,215
Black	294	1,315	1,609
American Indian/Alaskan	30	103	133
Other	318	1,432	1,750
Unknown	722	2,462	3,184
Other race includes Asian, native Hawaiian/Pacific Islander, or other.			
Ethnicity	5,061	28,830	33,891
Hispanic	290	707	997
Non-Hispanic	3,383	22,765	26,148
Unknown	1,388	5,358	6,746
Gender	5,061	28,830	33,891
Female	2,726	16,130	18,856
Male	2,327	12,699	15,026
Unknown	8	1	9



# COVID-19: Okaloosa County vaccine summary

Vaccination data through May 3, 2021 as of May 4, 2021 at 12:05 AM

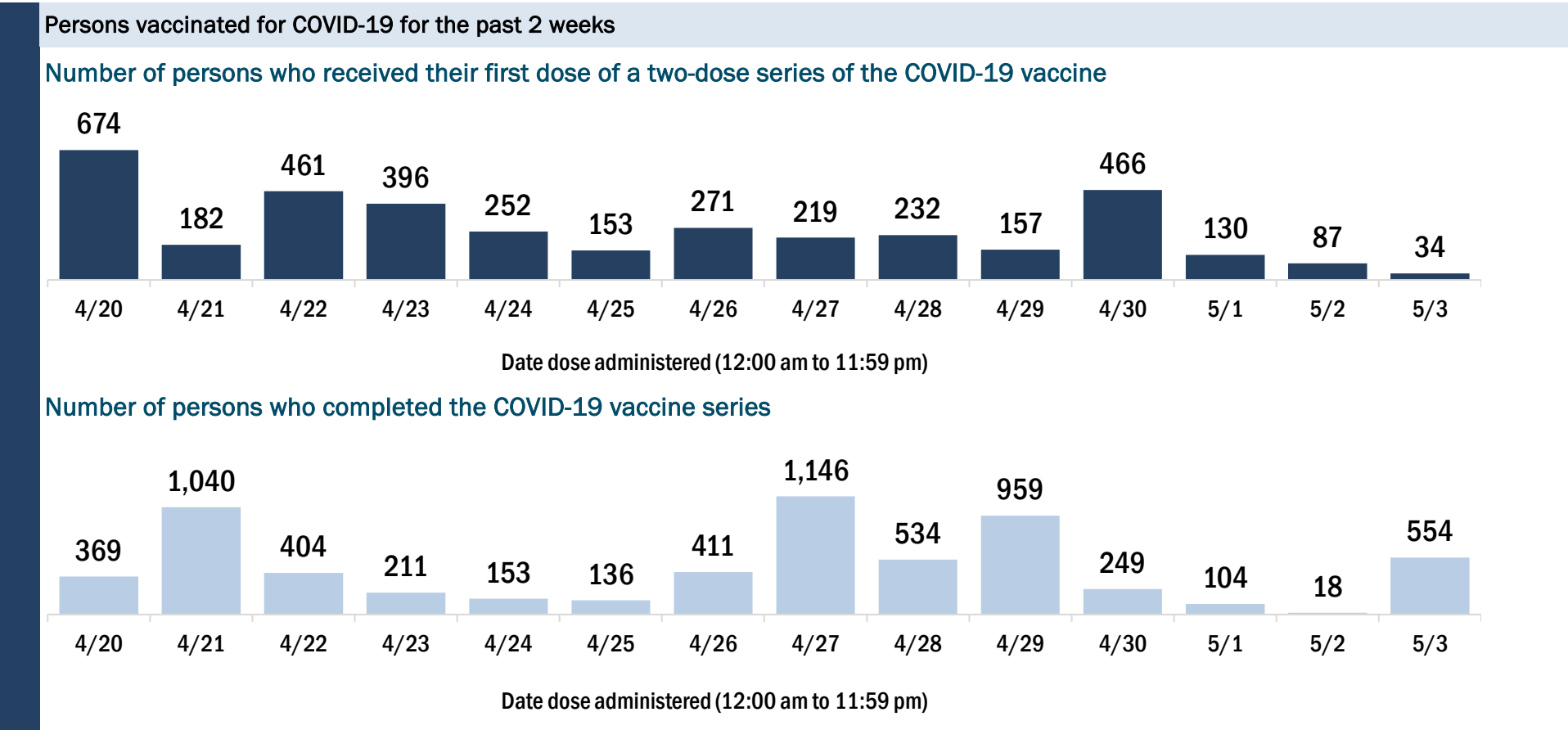
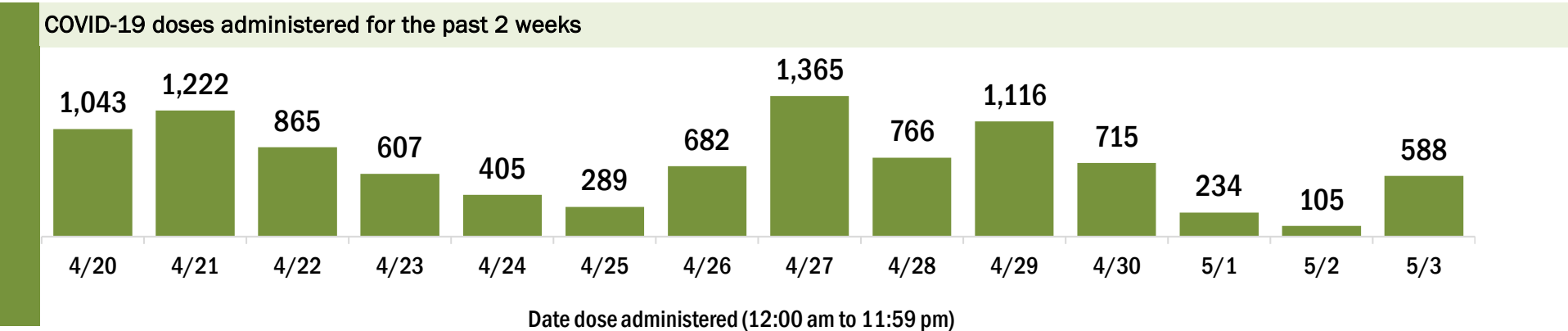
Data in this report are provisional and subject to change.

Data in this summary pertain to COVID-19 vaccines approved by the U.S. Food and Drug Administration and have been issued an Emergency Use Authorization (Janssen COVID-19 Vaccine, Moderna COVID-19 Vaccine and Pfizer-BioNTech COVID-19 Vaccine). These data summarize the number of people who have received either their first dose or have completed the series for a COVID-19 vaccine. **A person can only be counted in one category, first dose or series complete.** For persons receiving Moderna or Pfizer vaccines, once they receive their second dose, they are moved from the first dose column to the series completed column. **Because of this, the total first dose category may show a change from report to report not matching the total receiving their first dose from the previous day.** Persons receiving Johnson & Johnson vaccines will always be counted in the series completed column.

COVID-19 doses for vaccinated persons in Florida	
Doses administered	103,035
People receiving one dose of a 1-dose series (Johnson & Johnson) or receiving only one dose of a 2-dose series (Moderna, Pfizer) count once. Persons receiving both doses of a 2-dose series count twice.	

Current status of persons vaccinated for COVID-19 in Florida	
Total people vaccinated	60,868
First dose	15,001
Series completed	45,867
Completed 1-dose series	3,700
Completed 2-dose series	42,167
First dose: current number of people who have only received their first dose of the Moderna or Pfizer vaccine.	
Series complete: current number of people who have received both Moderna or Pfizer vaccine doses or one Johnson & Johnson dose and are considered fully immunized.	

Demographic summary	First dose	Series complete	Total people vaccinated
Age group	15,001	45,867	60,868
16-24 years	1,679	1,065	2,744
25-34 years	2,439	2,233	4,672
35-44 years	2,389	3,567	5,956
45-54 years	2,303	5,035	7,338
55-64 years	2,997	10,449	13,446
65-74 years	1,788	13,471	15,259
75-84 years	1,024	7,358	8,382
85+ years	382	2,689	3,071
Race	15,001	45,867	60,868
White	8,570	32,283	40,853
Black	1,063	2,327	3,390
American Indian/Alaskan	82	176	258
Other	1,671	4,060	5,731
Unknown	3,615	7,021	10,636
Other race includes Asian, native Hawaiian/Pacific Islander, or other.			
Ethnicity	15,001	45,867	60,868
Hispanic	1,120	1,522	2,642
Non-Hispanic	7,556	29,163	36,719
Unknown	6,325	15,182	21,507
Gender	15,001	45,867	60,868
Female	7,955	26,290	34,245
Male	6,922	19,548	26,470
Unknown	124	29	153



# COVID-19: Okeechobee County vaccine summary

Vaccination data through May 3, 2021 as of May 4, 2021 at 12:05 AM

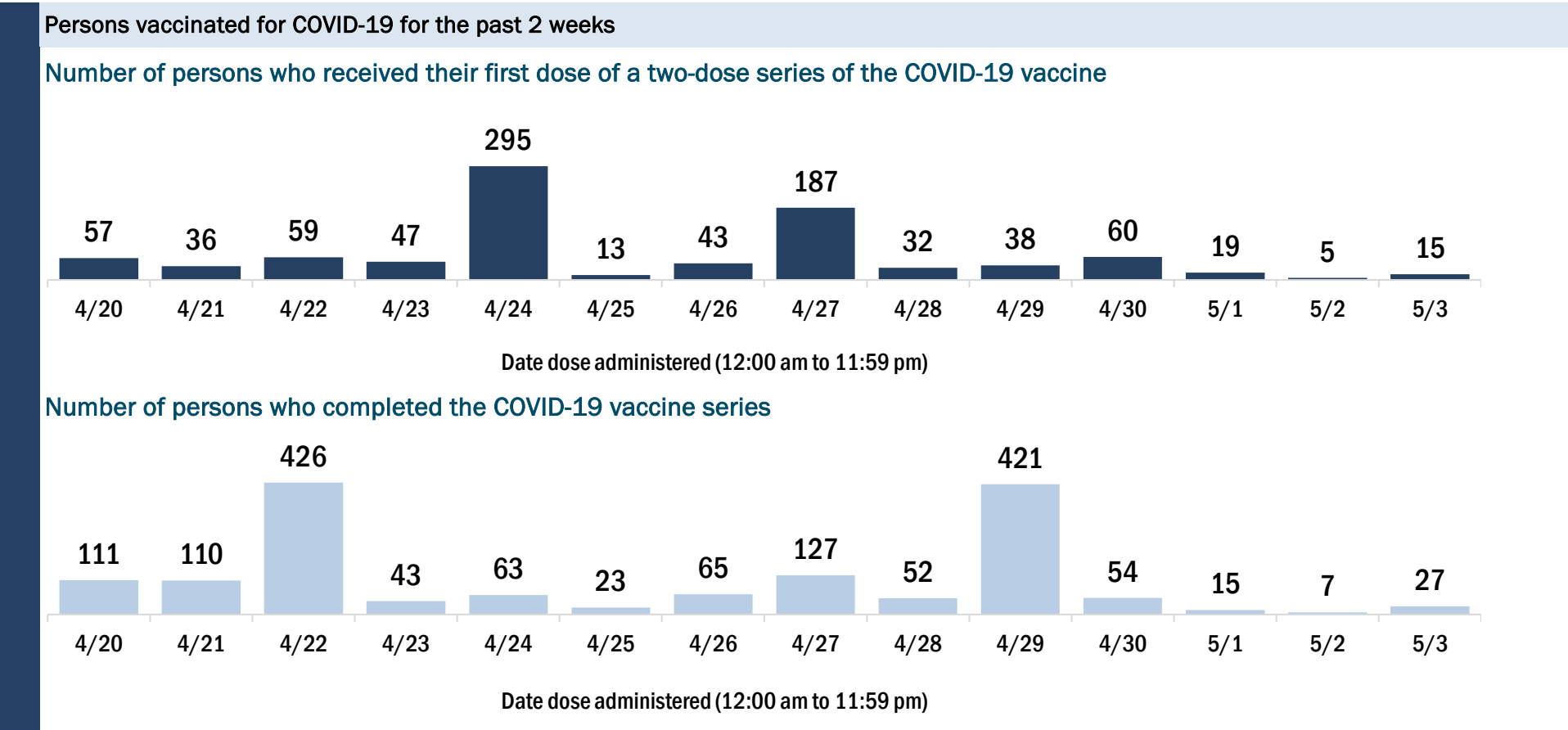
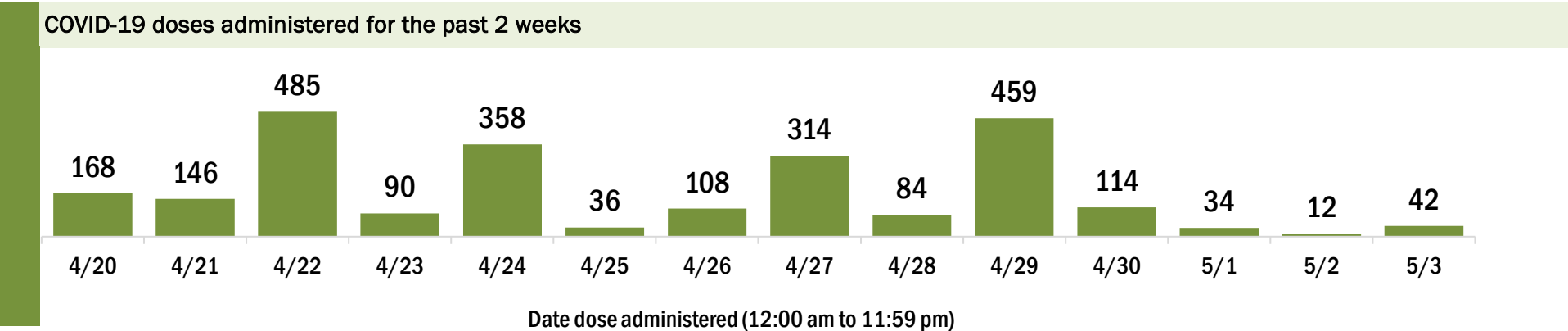
Data in this report are provisional and subject to change.

Data in this summary pertain to COVID-19 vaccines approved by the U.S. Food and Drug Administration and have been issued an Emergency Use Authorization (Janssen COVID-19 Vaccine, Moderna COVID-19 Vaccine and Pfizer-BioNTech COVID-19 Vaccine). These data summarize the number of people who have received either their first dose or have completed the series for a COVID-19 vaccine. **A person can only be counted in one category, first dose or series complete.** For persons receiving Moderna or Pfizer vaccines, once they receive their second dose, they are moved from the first dose column to the series completed column. **Because of this, the total first dose category may show a change from report to report not matching the total receiving their first dose from the previous day.** Persons receiving Johnson & Johnson vaccines will always be counted in the series completed column.

COVID-19 doses for vaccinated persons in Florida	
Doses administered	19,702
People receiving one dose of a 1-dose series (Johnson & Johnson) or receiving only one dose of a 2-dose series (Moderna, Pfizer) count once. Persons receiving both doses of a 2-dose series count twice.	

Current status of persons vaccinated for COVID-19 in Florida	
Total people vaccinated	11,868
First dose	3,493
Series completed	8,375
Completed 1-dose series	541
Completed 2-dose series	7,834
First dose: current number of people who have only received their first dose of the Moderna or Pfizer vaccine.	
Series complete: current number of people who have received both Moderna or Pfizer vaccine doses or one Johnson & Johnson dose and are considered fully immunized.	

Demographic summary	First dose	Series complete	Total people vaccinated
Age group	3,493	8,375	11,868
16-24 years	238	135	373
25-34 years	386	289	675
35-44 years	474	434	908
45-54 years	685	674	1,359
55-64 years	913	1,398	2,311
65-74 years	468	2,968	3,436
75-84 years	265	1,934	2,199
85+ years	64	543	607
Race	3,493	8,375	11,868
White	2,172	6,677	8,849
Black	168	192	360
American Indian/Alaskan	11	41	52
Other	267	753	1,020
Unknown	875	712	1,587
Other race includes Asian, native Hawaiian/Pacific Islander, or other.			
Ethnicity	3,493	8,375	11,868
Hispanic	636	883	1,519
Non-Hispanic	1,461	5,904	7,365
Unknown	1,396	1,588	2,984
Gender	3,493	8,375	11,868
Female	1,394	4,679	6,073
Male	2,094	3,696	5,790
Unknown	5	0	5





# COVID-19: Orange County vaccine summary

Vaccination data through May 3, 2021 as of May 4, 2021 at 12:05 AM

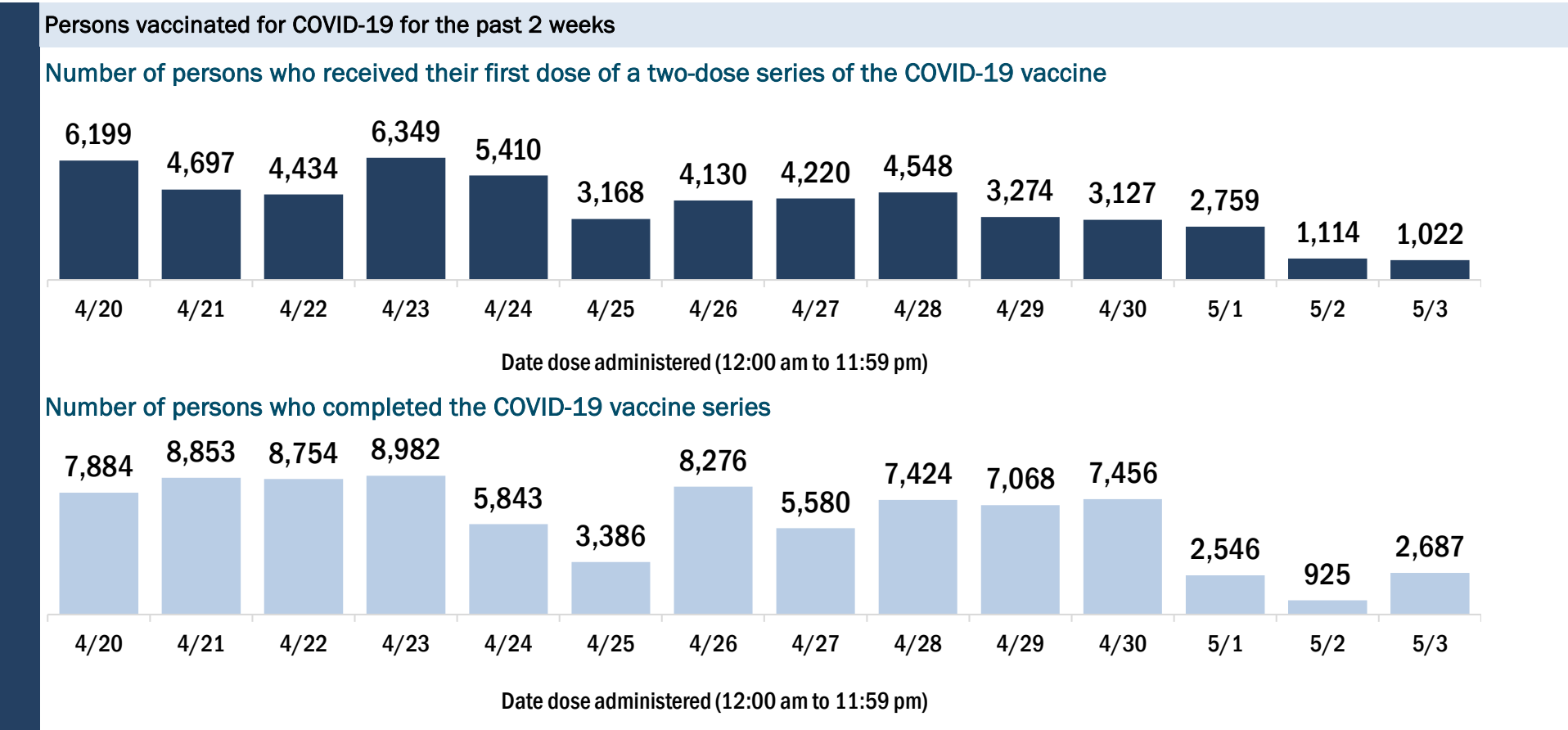
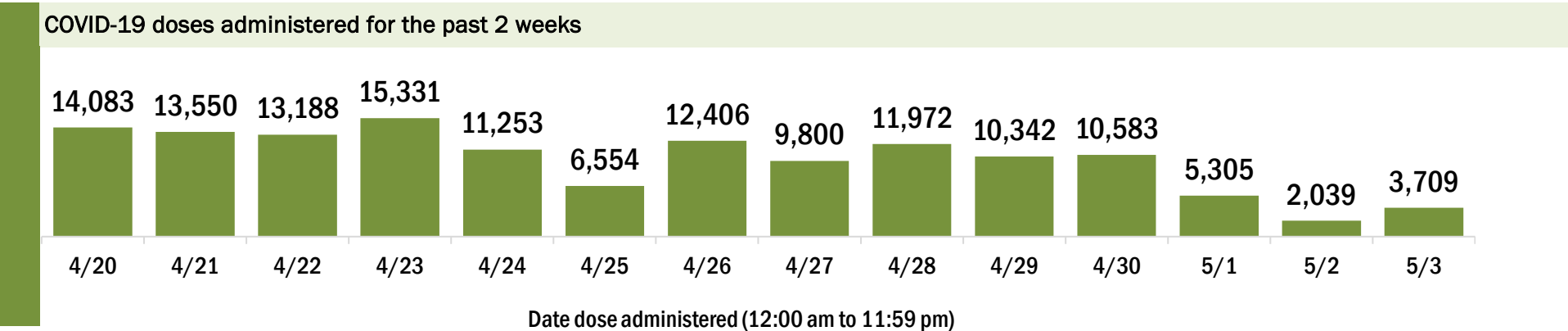
Data in this report are provisional and subject to change.

Data in this summary pertain to COVID-19 vaccines approved by the U.S. Food and Drug Administration and have been issued an Emergency Use Authorization (Janssen COVID-19 Vaccine, Moderna COVID-19 Vaccine and Pfizer-BioNTech COVID-19 Vaccine). These data summarize the number of people who have received either their first dose or have completed the series for a COVID-19 vaccine. **A person can only be counted in one category, first dose or series complete.** For persons receiving Moderna or Pfizer vaccines, once they receive their second dose, they are moved from the first dose column to the series completed column. **Because of this, the total first dose category may show a change from report to report not matching the total receiving their first dose from the previous day.** Persons receiving Johnson & Johnson vaccines will always be counted in the series completed column.

COVID-19 doses for vaccinated persons in Florida	
Doses administered	883,105
People receiving one dose of a 1-dose series (Johnson & Johnson) or receiving only one dose of a 2-dose series (Moderna, Pfizer) count once. Persons receiving both doses of a 2-dose series count twice.	

Current status of persons vaccinated for COVID-19 in Florida	
Total people vaccinated	549,252
First dose	159,833
Series completed	389,419
Completed 1-dose series	55,566
Completed 2-dose series	333,853
<b>First dose:</b> current number of people who have only received their first dose of the Moderna or Pfizer vaccine.	
<b>Series complete:</b> current number of people who have received both Moderna or Pfizer vaccine doses or one Johnson & Johnson dose and are considered fully immunized.	

Demographic summary	First dose	Series complete	Total people vaccinated
Age group	159,833	389,419	549,252
16-24 years	28,290	23,822	52,112
25-34 years	34,116	40,649	74,765
35-44 years	31,909	56,896	88,805
45-54 years	25,982	69,795	95,777
55-64 years	20,258	80,024	100,282
65-74 years	10,617	72,984	83,601
75-84 years	5,281	33,388	38,669
85+ years	3,380	11,861	15,241
Race	159,833	389,419	549,252
White	84,944	236,398	321,342
Black	13,521	30,677	44,198
American Indian/Alaskan	691	1,086	1,777
Other	28,677	65,487	94,164
Unknown	32,000	55,771	87,771
Other race includes Asian, native Hawaiian/Pacific Islander, or other.			
Ethnicity	159,833	389,419	549,252
Hispanic	32,384	46,402	78,786
Non-Hispanic	60,503	201,098	261,601
Unknown	66,946	141,919	208,865
Gender	159,833	389,419	549,252
Female	81,866	215,618	297,484
Male	75,943	172,789	248,732
Unknown	2,024	1,012	3,036



# COVID-19: Osceola County vaccine summary

Vaccination data through May 3, 2021 as of May 4, 2021 at 12:05 AM

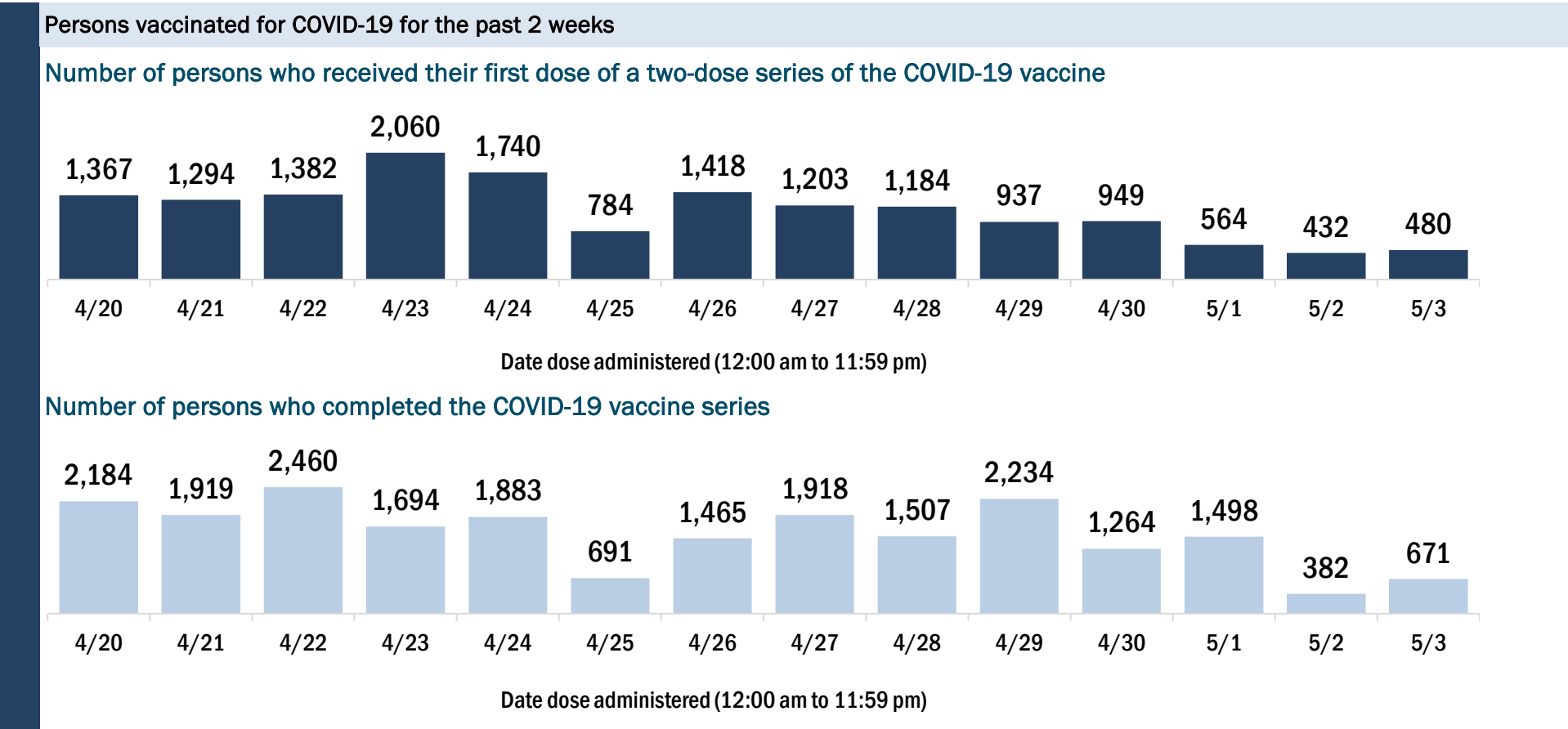
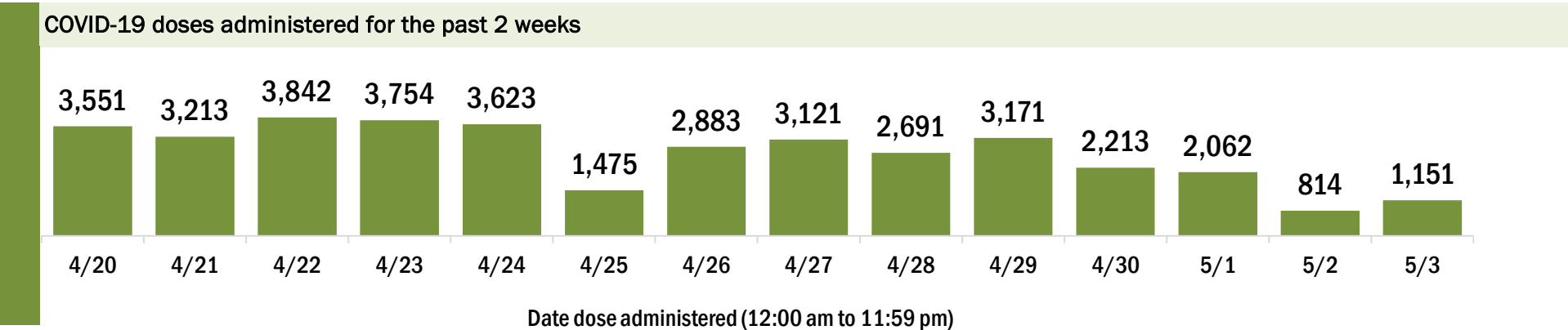
Data in this report are provisional and subject to change.

Data in this summary pertain to COVID-19 vaccines approved by the U.S. Food and Drug Administration and have been issued an Emergency Use Authorization (Janssen COVID-19 Vaccine, Moderna COVID-19 Vaccine and Pfizer-BioNTech COVID-19 Vaccine). These data summarize the number of people who have received either their first dose or have completed the series for a COVID-19 vaccine. **A person can only be counted in one category, first dose or series complete.** For persons receiving Moderna or Pfizer vaccines, once they receive their second dose, they are moved from the first dose column to the series completed column. **Because of this, the total first dose category may show a change from report to report not matching the total receiving their first dose from the previous day.** Persons receiving Johnson & Johnson vaccines will always be counted in the series completed column.

COVID-19 doses for vaccinated persons in Florida	
Doses administered	222,344
People receiving one dose of a 1-dose series (Johnson & Johnson) or receiving only one dose of a 2-dose series (Moderna, Pfizer) count once. Persons receiving both doses of a 2-dose series count twice.	

Current status of persons vaccinated for COVID-19 in Florida	
Total people vaccinated	138,755
First dose	43,981
Series completed	94,774
Completed 1-dose series	11,185
Completed 2-dose series	83,589
First dose: current number of people who have only received their first dose of the Moderna or Pfizer vaccine.	
Series complete: current number of people who have received both Moderna or Pfizer vaccine doses or one Johnson & Johnson dose and are considered fully immunized.	

Demographic summary	First dose	Series complete	Total people vaccinated
Age group	43,981	94,774	138,755
16-24 years	7,423	3,989	11,412
25-34 years	8,015	7,225	15,240
35-44 years	8,796	11,167	19,963
45-54 years	7,744	16,502	24,246
55-64 years	6,337	20,490	26,827
65-74 years	3,435	22,007	25,442
75-84 years	1,683	10,412	12,095
85+ years	548	2,982	3,530
Race	43,981	94,774	138,755
White	23,861	57,426	81,287
Black	2,347	5,121	7,468
American Indian/Alaskan	203	440	643
Other	7,882	16,855	24,737
Unknown	9,688	14,932	24,620
Other race includes Asian, native Hawaiian/Pacific Islander, or other.			
Ethnicity	43,981	94,774	138,755
Hispanic	15,688	28,249	43,937
Non-Hispanic	10,847	36,071	46,918
Unknown	17,446	30,454	47,900
Gender	43,981	94,774	138,755
Female	23,294	53,615	76,909
Male	20,551	41,087	61,638
Unknown	136	72	208



# COVID-19: Palm Beach County vaccine summary

Vaccination data through May 3, 2021 as of May 4, 2021 at 12:05 AM

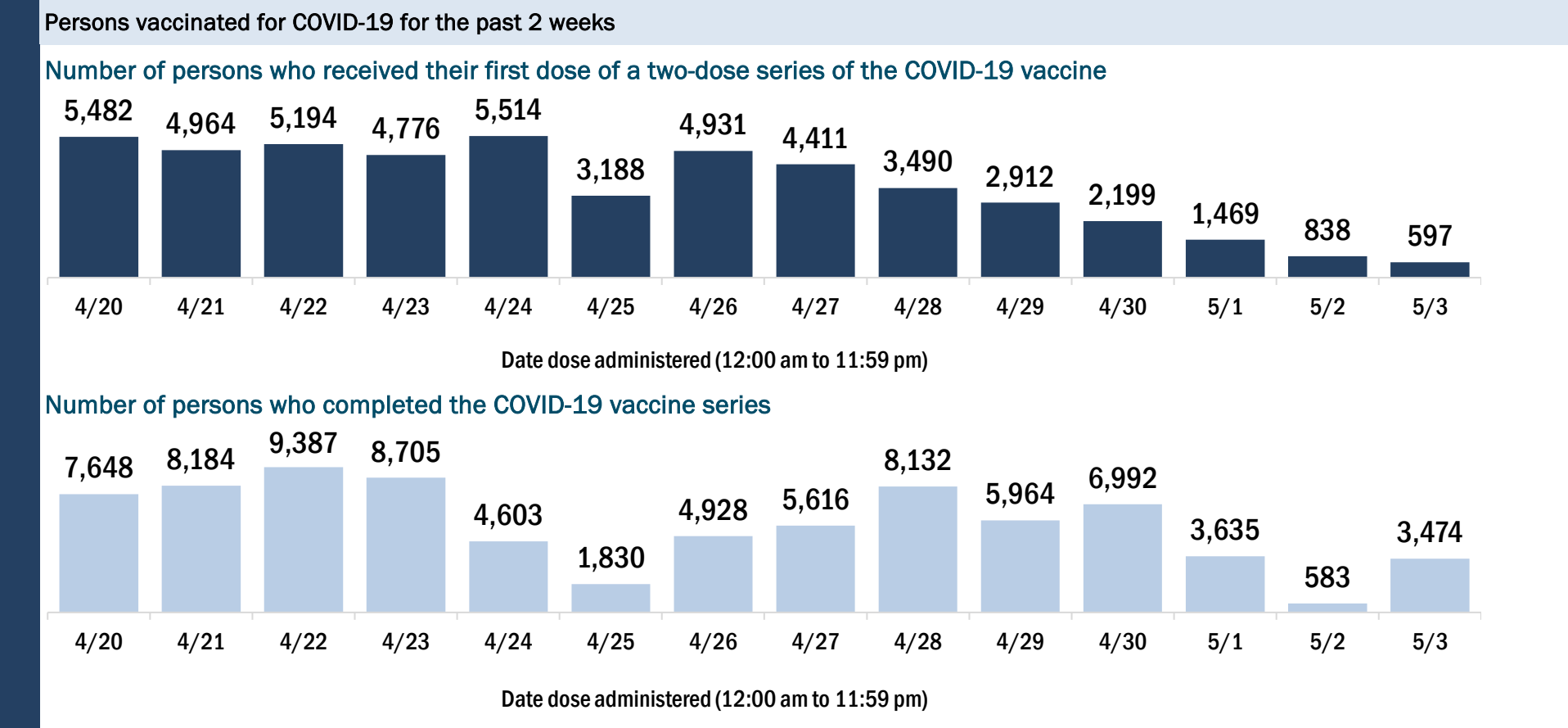
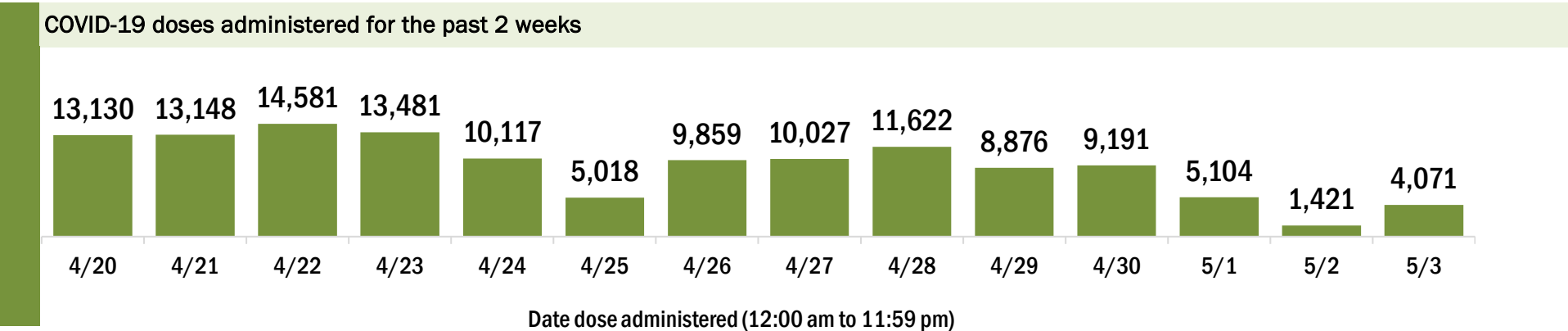
Data in this report are provisional and subject to change.

Data in this summary pertain to COVID-19 vaccines approved by the U.S. Food and Drug Administration and have been issued an Emergency Use Authorization (Janssen COVID-19 Vaccine, Moderna COVID-19 Vaccine and Pfizer-BioNTech COVID-19 Vaccine). These data summarize the number of people who have received either their first dose or have completed the series for a COVID-19 vaccine. **A person can only be counted in one category, first dose or series complete.** For persons receiving Moderna or Pfizer vaccines, once they receive their second dose, they are moved from the first dose column to the series completed column. **Because of this, the total first dose category may show a change from report to report not matching the total receiving their first dose from the previous day.** Persons receiving Johnson & Johnson vaccines will always be counted in the series completed column.

COVID-19 doses for vaccinated persons in Florida	
Doses administered	1,085,666
People receiving one dose of a 1-dose series (Johnson & Johnson) or receiving only one dose of a 2-dose series (Moderna, Pfizer) count once. Persons receiving both doses of a 2-dose series count twice.	

Current status of persons vaccinated for COVID-19 in Florida	
Total people vaccinated	656,921
First dose	188,434
Series completed	468,487
Completed 1-dose series	39,742
Completed 2-dose series	428,745
<b>First dose:</b> current number of people who have only received their first dose of the Moderna or Pfizer vaccine.	
<b>Series complete:</b> current number of people who have received both Moderna or Pfizer vaccine doses or one Johnson & Johnson dose and are considered fully immunized.	

Demographic summary	First dose	Series complete	Total people vaccinated
Age group	188,434	468,487	656,921
16-24 years	20,741	12,560	33,301
25-34 years	25,462	21,942	47,404
35-44 years	29,113	35,066	64,179
45-54 years	31,426	57,258	88,684
55-64 years	33,223	91,979	125,202
65-74 years	24,724	127,914	152,638
75-84 years	16,235	86,548	102,783
85+ years	7,510	35,220	42,730
Race	188,434	468,487	656,921
White	110,231	302,597	412,828
Black	15,593	25,338	40,931
American Indian/Alaskan	823	1,259	2,082
Other	21,726	42,529	64,255
Unknown	40,061	96,764	136,825
Other race includes Asian, native Hawaiian/Pacific Islander, or other.			
Ethnicity	188,434	468,487	656,921
Hispanic	34,271	42,922	77,193
Non-Hispanic	84,249	245,973	330,222
Unknown	69,914	179,592	249,506
Gender	188,434	468,487	656,921
Female	98,538	266,156	364,694
Male	89,359	201,984	291,343
Unknown	537	347	884





# COVID-19: Pasco County vaccine summary

Vaccination data through May 3, 2021 as of May 4, 2021 at 12:05 AM

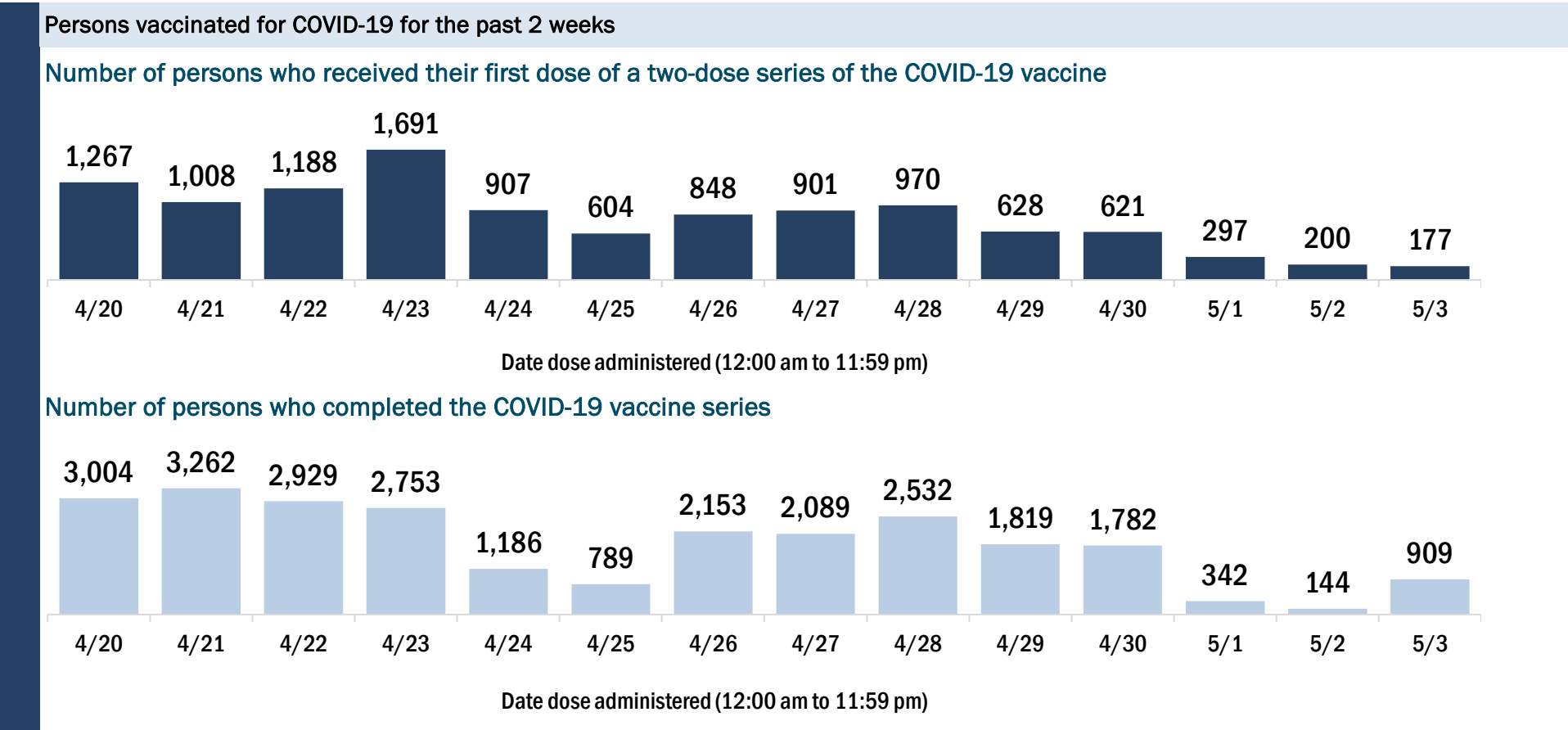
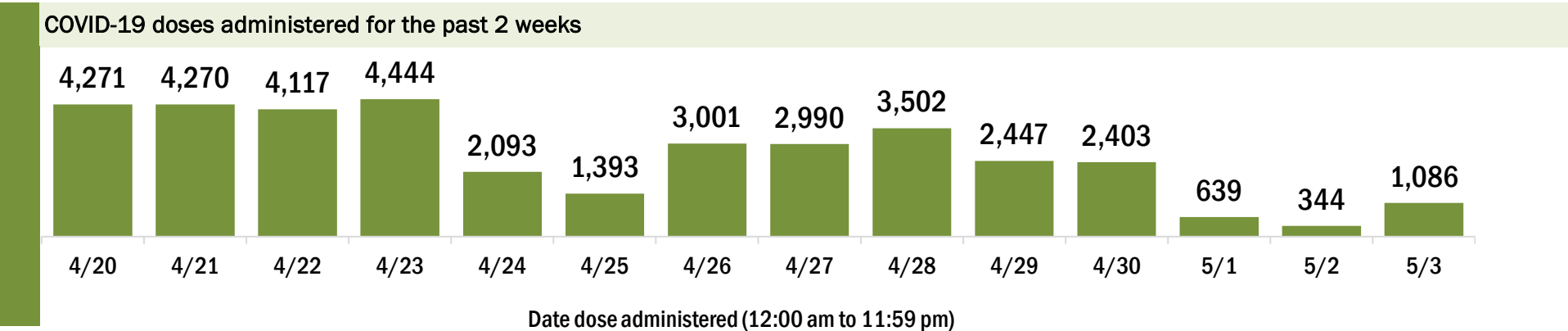
Data in this report are provisional and subject to change.

Data in this summary pertain to COVID-19 vaccines approved by the U.S. Food and Drug Administration and have been issued an Emergency Use Authorization (Janssen COVID-19 Vaccine, Moderna COVID-19 Vaccine and Pfizer-BioNTech COVID-19 Vaccine). These data summarize the number of people who have received either their first dose or have completed the series for a COVID-19 vaccine. **A person can only be counted in one category, first dose or series complete.** For persons receiving Moderna or Pfizer vaccines, once they receive their second dose, they are moved from the first dose column to the series completed column. **Because of this, the total first dose category may show a change from report to report not matching the total receiving their first dose from the previous day.** Persons receiving Johnson & Johnson vaccines will always be counted in the series completed column.

COVID-19 doses for vaccinated persons in Florida	
Doses administered	337,307
People receiving one dose of a 1-dose series (Johnson & Johnson) or receiving only one dose of a 2-dose series (Moderna, Pfizer) count once. Persons receiving both doses of a 2-dose series count twice.	

Current status of persons vaccinated for COVID-19 in Florida	
Total people vaccinated	203,844
First dose	58,070
Series completed	145,774
Completed 1-dose series	12,311
Completed 2-dose series	133,463
First dose: current number of people who have only received their first dose of the Moderna or Pfizer vaccine.	
Series complete: current number of people who have received both Moderna or Pfizer vaccine doses or one Johnson & Johnson dose and are considered fully immunized.	

Demographic summary	First dose	Series complete	Total people vaccinated
Age group	58,070	145,774	203,844
16-24 years	6,616	3,833	10,449
25-34 years	6,688	6,369	13,057
35-44 years	8,657	11,904	20,561
45-54 years	9,168	18,735	27,903
55-64 years	10,200	29,269	39,469
65-74 years	9,058	42,452	51,510
75-84 years	5,809	25,568	31,377
85+ years	1,874	7,644	9,518
Race	58,070	145,774	203,844
White	39,907	110,262	150,169
Black	2,337	4,092	6,429
American Indian/Alaskan	308	496	804
Other	6,484	13,484	19,968
Unknown	9,034	17,440	26,474
Other race includes Asian, native Hawaiian/Pacific Islander, or other.			
Ethnicity	58,070	145,774	203,844
Hispanic	5,537	8,344	13,881
Non-Hispanic	30,048	88,550	118,598
Unknown	22,485	48,880	71,365
Gender	58,070	145,774	203,844
Female	30,970	84,275	115,245
Male	27,008	61,395	88,403
Unknown	92	104	196





# COVID-19: Pinellas County vaccine summary

Vaccination data through May 3, 2021 as of May 4, 2021 at 12:05 AM

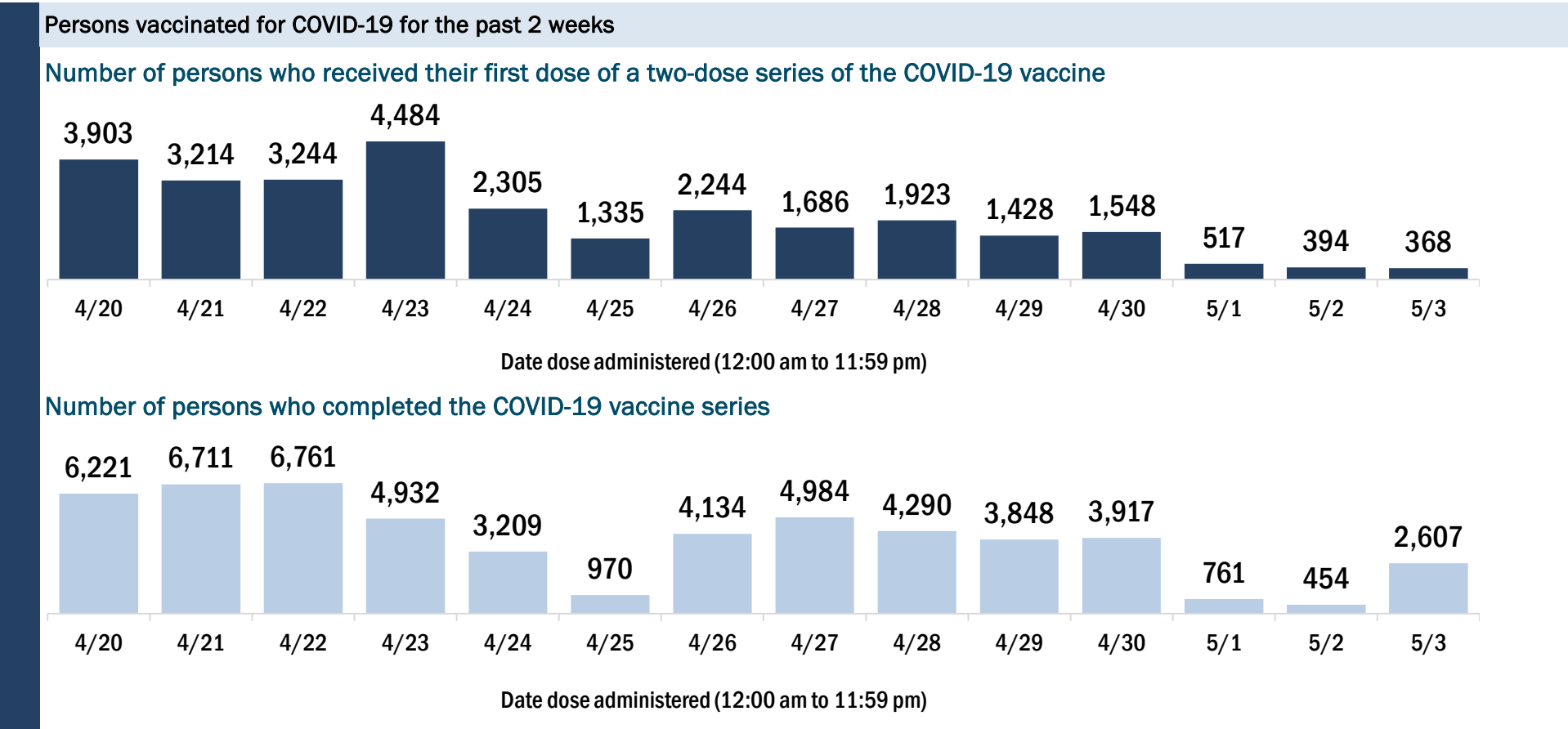
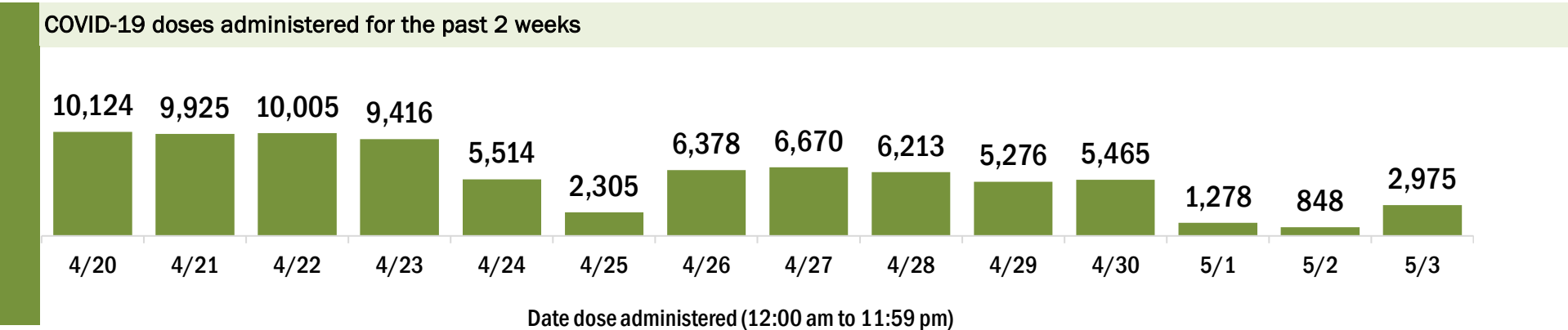
Data in this report are provisional and subject to change.

Data in this summary pertain to COVID-19 vaccines approved by the U.S. Food and Drug Administration and have been issued an Emergency Use Authorization (Janssen COVID-19 Vaccine, Moderna COVID-19 Vaccine and Pfizer-BioNTech COVID-19 Vaccine). These data summarize the number of people who have received either their first dose or have completed the series for a COVID-19 vaccine. **A person can only be counted in one category, first dose or series complete.** For persons receiving Moderna or Pfizer vaccines, once they receive their second dose, they are moved from the first dose column to the series completed column. **Because of this, the total first dose category may show a change from report to report not matching the total receiving their first dose from the previous day.** Persons receiving Johnson & Johnson vaccines will always be counted in the series completed column.

COVID-19 doses for vaccinated persons in Florida	
Doses administered	732,862
People receiving one dose of a 1-dose series (Johnson & Johnson) or receiving only one dose of a 2-dose series (Moderna, Pfizer) count once. Persons receiving both doses of a 2-dose series count twice.	

Current status of persons vaccinated for COVID-19 in Florida	
Total people vaccinated	428,738
First dose	103,798
Series completed	324,940
Completed 1-dose series	20,816
Completed 2-dose series	304,124
First dose: current number of people who have only received their first dose of the Moderna or Pfizer vaccine.	
Series complete: current number of people who have received both Moderna or Pfizer vaccine doses or one Johnson & Johnson dose and are considered fully immunized.	

Demographic summary	First dose	Series complete	Total people vaccinated
Age group	103,798	324,940	428,738
16-24 years	12,037	7,717	19,754
25-34 years	16,213	17,470	33,683
35-44 years	15,633	24,853	40,486
45-54 years	15,020	40,144	55,164
55-64 years	18,131	75,503	93,634
65-74 years	14,489	92,310	106,799
75-84 years	8,530	48,612	57,142
85+ years	3,745	18,331	22,076
Race	103,798	324,940	428,738
White	66,575	245,177	311,752
Black	6,315	13,511	19,826
American Indian/Alaskan	456	716	1,172
Other	10,448	25,847	36,295
Unknown	20,004	39,689	59,693
Other race includes Asian, native Hawaiian/Pacific Islander, or other.			
Ethnicity	103,798	324,940	428,738
Hispanic	5,726	10,510	16,236
Non-Hispanic	54,995	204,854	259,849
Unknown	43,077	109,576	152,653
Gender	103,798	324,940	428,738
Female	54,685	186,020	240,705
Male	48,841	138,372	187,213
Unknown	272	548	820



# COVID-19: Polk County vaccine summary

Vaccination data through May 3, 2021 as of May 4, 2021 at 12:05 AM

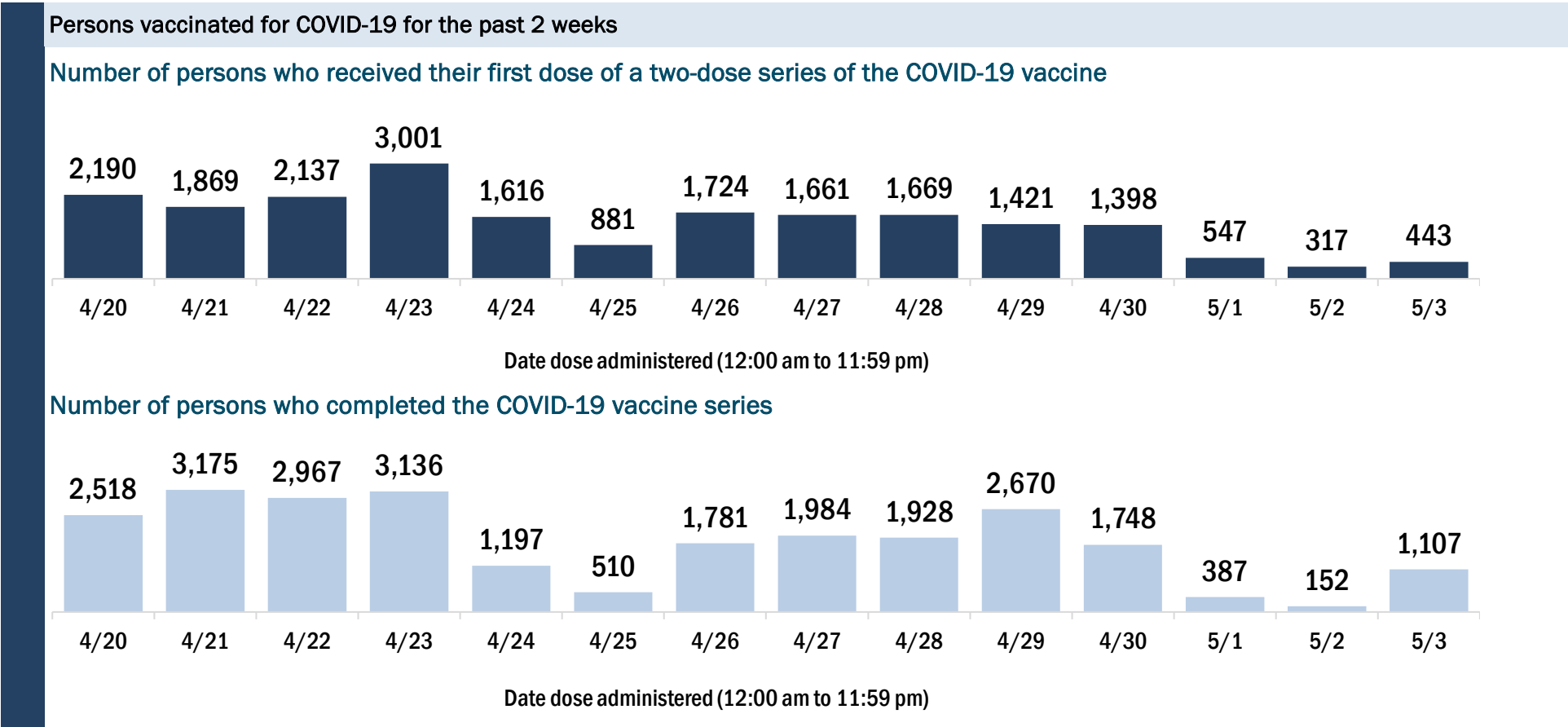
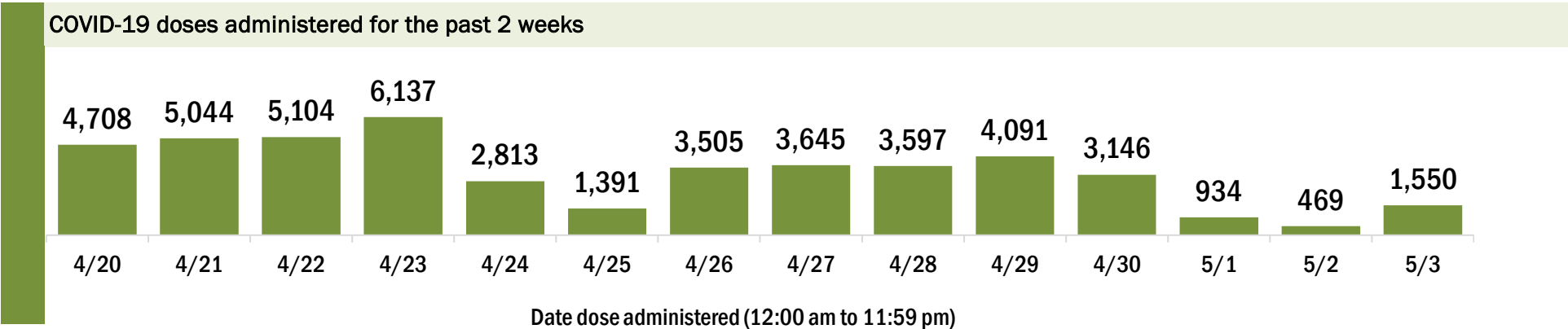
Data in this report are provisional and subject to change.

Data in this summary pertain to COVID-19 vaccines approved by the U.S. Food and Drug Administration and have been issued an Emergency Use Authorization (Janssen COVID-19 Vaccine, Moderna COVID-19 Vaccine and Pfizer-BioNTech COVID-19 Vaccine). These data summarize the number of people who have received either their first dose or have completed the series for a COVID-19 vaccine. **A person can only be counted in one category, first dose or series complete.** For persons receiving Moderna or Pfizer vaccines, once they receive their second dose, they are moved from the first dose column to the series completed column. **Because of this, the total first dose category may show a change from report to report not matching the total receiving their first dose from the previous day.** Persons receiving Johnson & Johnson vaccines will always be counted in the series completed column.

COVID-19 doses for vaccinated persons in Florida	
Doses administered	395,064
People receiving one dose of a 1-dose series (Johnson & Johnson) or receiving only one dose of a 2-dose series (Moderna, Pfizer) count once. Persons receiving both doses of a 2-dose series count twice.	

Current status of persons vaccinated for COVID-19 in Florida	
Total people vaccinated	241,006
First dose	75,735
Series completed	165,271
Completed 1-dose series	11,213
Completed 2-dose series	154,058
<b>First dose:</b> current number of people who have only received their first dose of the Moderna or Pfizer vaccine.	
<b>Series complete:</b> current number of people who have received both Moderna or Pfizer vaccine doses or one Johnson & Johnson dose and are considered fully immunized.	

Demographic summary	First dose	Series complete	Total people vaccinated
Age group	75,735	165,271	241,006
16-24 years	7,938	4,003	11,941
25-34 years	10,388	8,075	18,463
35-44 years	11,321	12,002	23,323
45-54 years	12,030	18,991	31,021
55-64 years	12,896	32,742	45,638
65-74 years	11,560	50,518	62,078
75-84 years	7,145	30,211	37,356
85+ years	2,457	8,729	11,186
Race	75,735	165,271	241,006
White	45,431	117,619	163,050
Black	6,670	10,982	17,652
American Indian/Alaskan	544	771	1,315
Other	8,835	13,632	22,467
Unknown	14,255	22,267	36,522
Other race includes Asian, native Hawaiian/Pacific Islander, or other.			
Ethnicity	75,735	165,271	241,006
Hispanic	14,962	16,823	31,785
Non-Hispanic	32,433	95,420	127,853
Unknown	28,340	53,028	81,368
Gender	75,735	165,271	241,006
Female	39,580	94,173	133,753
Male	35,916	70,997	106,913
Unknown	239	101	340



# COVID-19: Putnam County vaccine summary

Vaccination data through May 3, 2021 as of May 4, 2021 at 12:05 AM

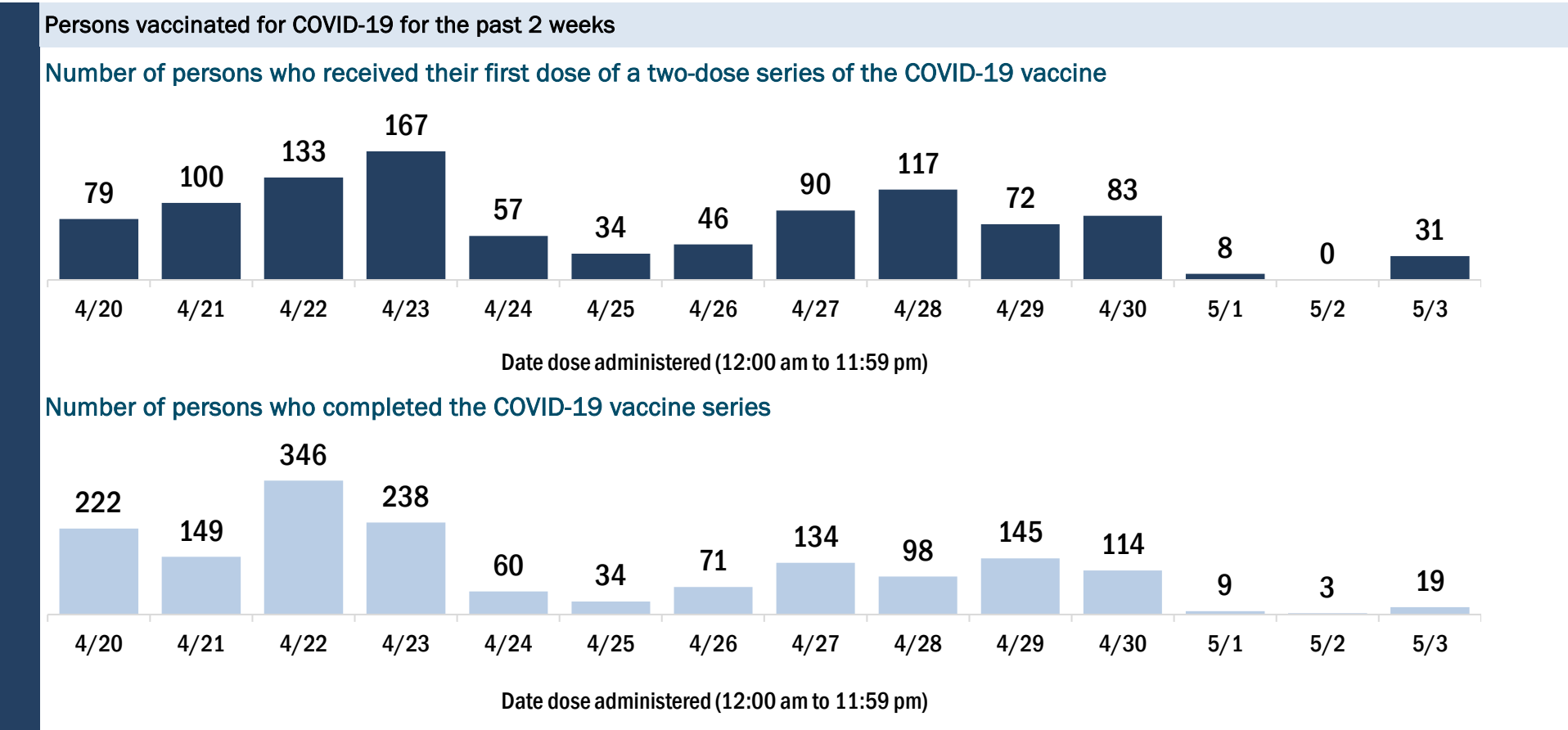
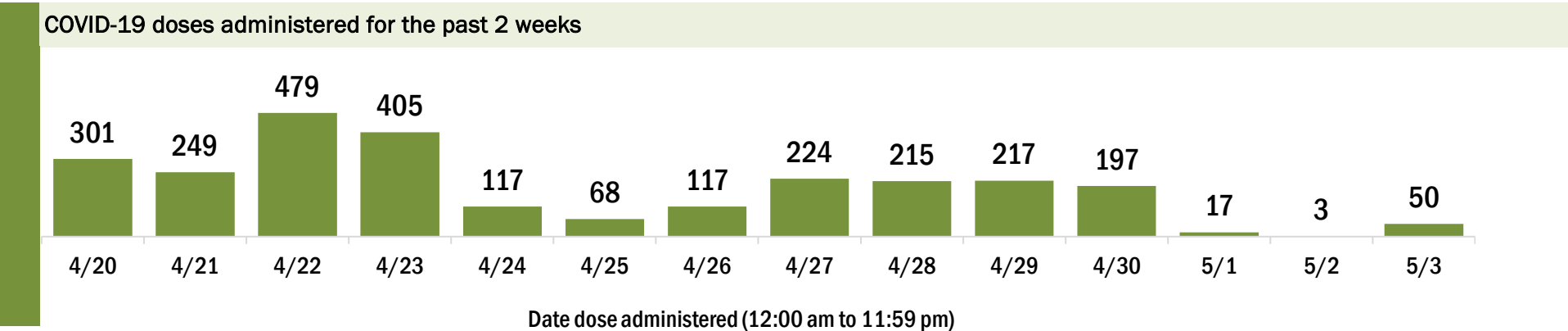
Data in this report are provisional and subject to change.

Data in this summary pertain to COVID-19 vaccines approved by the U.S. Food and Drug Administration and have been issued an Emergency Use Authorization (Janssen COVID-19 Vaccine, Moderna COVID-19 Vaccine and Pfizer-BioNTech COVID-19 Vaccine). These data summarize the number of people who have received either their first dose or have completed the series for a COVID-19 vaccine. **A person can only be counted in one category, first dose or series complete.** For persons receiving Moderna or Pfizer vaccines, once they receive their second dose, they are moved from the first dose column to the series completed column. **Because of this, the total first dose category may show a change from report to report not matching the total receiving their first dose from the previous day.** Persons receiving Johnson & Johnson vaccines will always be counted in the series completed column.

COVID-19 doses for vaccinated persons in Florida	
Doses administered	30,876
People receiving one dose of a 1-dose series (Johnson & Johnson) or receiving only one dose of a 2-dose series (Moderna, Pfizer) count once. Persons receiving both doses of a 2-dose series count twice.	

Current status of persons vaccinated for COVID-19 in Florida	
Total people vaccinated	18,586
First dose	5,436
Series completed	13,150
Completed 1-dose series	860
Completed 2-dose series	12,290
First dose: current number of people who have only received their first dose of the Moderna or Pfizer vaccine.	
Series complete: current number of people who have received both Moderna or Pfizer vaccine doses or one Johnson & Johnson dose and are considered fully immunized.	

Demographic summary	First dose	Series complete	Total people vaccinated
Age group	5,436	13,150	18,586
16-24 years	305	179	484
25-34 years	431	374	805
35-44 years	532	566	1,098
45-54 years	670	1,185	1,855
55-64 years	1,164	2,913	4,077
65-74 years	1,335	4,638	5,973
75-84 years	753	2,515	3,268
85+ years	246	780	1,026
Race	5,436	13,150	18,586
White	3,985	10,292	14,277
Black	563	1,380	1,943
American Indian/Alaskan	50	98	148
Other	472	749	1,221
Unknown	366	631	997
Other race includes Asian, native Hawaiian/Pacific Islander, or other.			
Ethnicity	5,436	13,150	18,586
Hispanic	374	547	921
Non-Hispanic	4,053	10,393	14,446
Unknown	1,009	2,210	3,219
Gender	5,436	13,150	18,586
Female	2,819	7,546	10,365
Male	2,605	5,598	8,203
Unknown	12	6	18



# COVID-19: Santa Rosa County vaccine summary

Vaccination data through May 3, 2021 as of May 4, 2021 at 12:05 AM

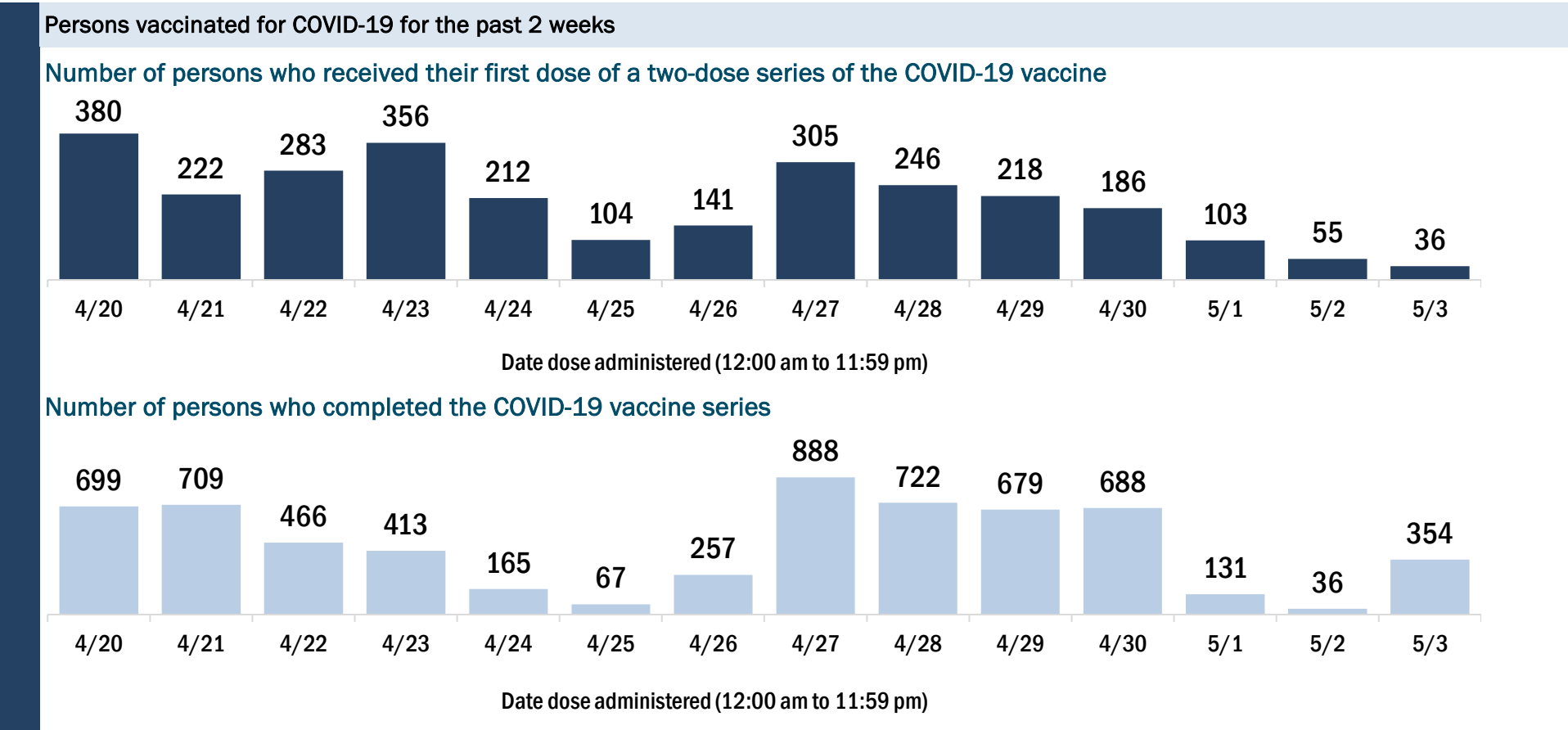
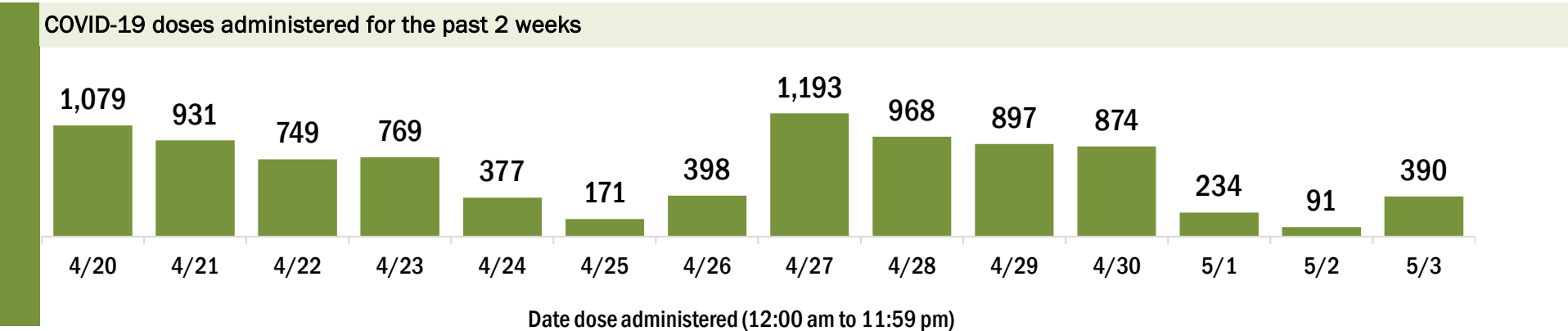
Data in this report are provisional and subject to change.

Data in this summary pertain to COVID-19 vaccines approved by the U.S. Food and Drug Administration and have been issued an Emergency Use Authorization (Janssen COVID-19 Vaccine, Moderna COVID-19 Vaccine and Pfizer-BioNTech COVID-19 Vaccine). These data summarize the number of people who have received either their first dose or have completed the series for a COVID-19 vaccine. **A person can only be counted in one category, first dose or series complete.** For persons receiving Moderna or Pfizer vaccines, once they receive their second dose, they are moved from the first dose column to the series completed column. **Because of this, the total first dose category may show a change from report to report not matching the total receiving their first dose from the previous day.** Persons receiving Johnson & Johnson vaccines will always be counted in the series completed column.

COVID-19 doses for vaccinated persons in Florida	
Doses administered	96,645
People receiving one dose of a 1-dose series (Johnson & Johnson) or receiving only one dose of a 2-dose series (Moderna, Pfizer) count once. Persons receiving both doses of a 2-dose series count twice.	

Current status of persons vaccinated for COVID-19 in Florida	
Total people vaccinated	57,760
First dose	16,465
Series completed	41,295
Completed 1-dose series	2,410
Completed 2-dose series	38,885
First dose: current number of people who have only received their first dose of the Moderna or Pfizer vaccine.	
Series complete: current number of people who have received both Moderna or Pfizer vaccine doses or one Johnson & Johnson dose and are considered fully immunized.	

Demographic summary	First dose	Series complete	Total people vaccinated
Age group	16,465	41,295	57,760
16-24 years	1,828	1,065	2,893
25-34 years	2,131	1,918	4,049
35-44 years	2,600	3,232	5,832
45-54 years	2,709	5,244	7,953
55-64 years	3,226	9,410	12,636
65-74 years	2,427	12,569	14,996
75-84 years	1,159	6,120	7,279
85+ years	385	1,737	2,122
Race	16,465	41,295	57,760
White	10,416	30,603	41,019
Black	988	1,262	2,250
American Indian/Alaskan	83	242	325
Other	1,365	2,753	4,118
Unknown	3,613	6,435	10,048
Other race includes Asian, native Hawaiian/Pacific Islander, or other.			
Ethnicity	16,465	41,295	57,760
Hispanic	912	1,052	1,964
Non-Hispanic	9,724	27,545	37,269
Unknown	5,829	12,698	18,527
Gender	16,465	41,295	57,760
Female	8,398	23,489	31,887
Male	8,048	17,795	25,843
Unknown	19	11	30





# COVID-19: Sarasota County vaccine summary

Vaccination data through May 3, 2021 as of May 4, 2021 at 12:05 AM

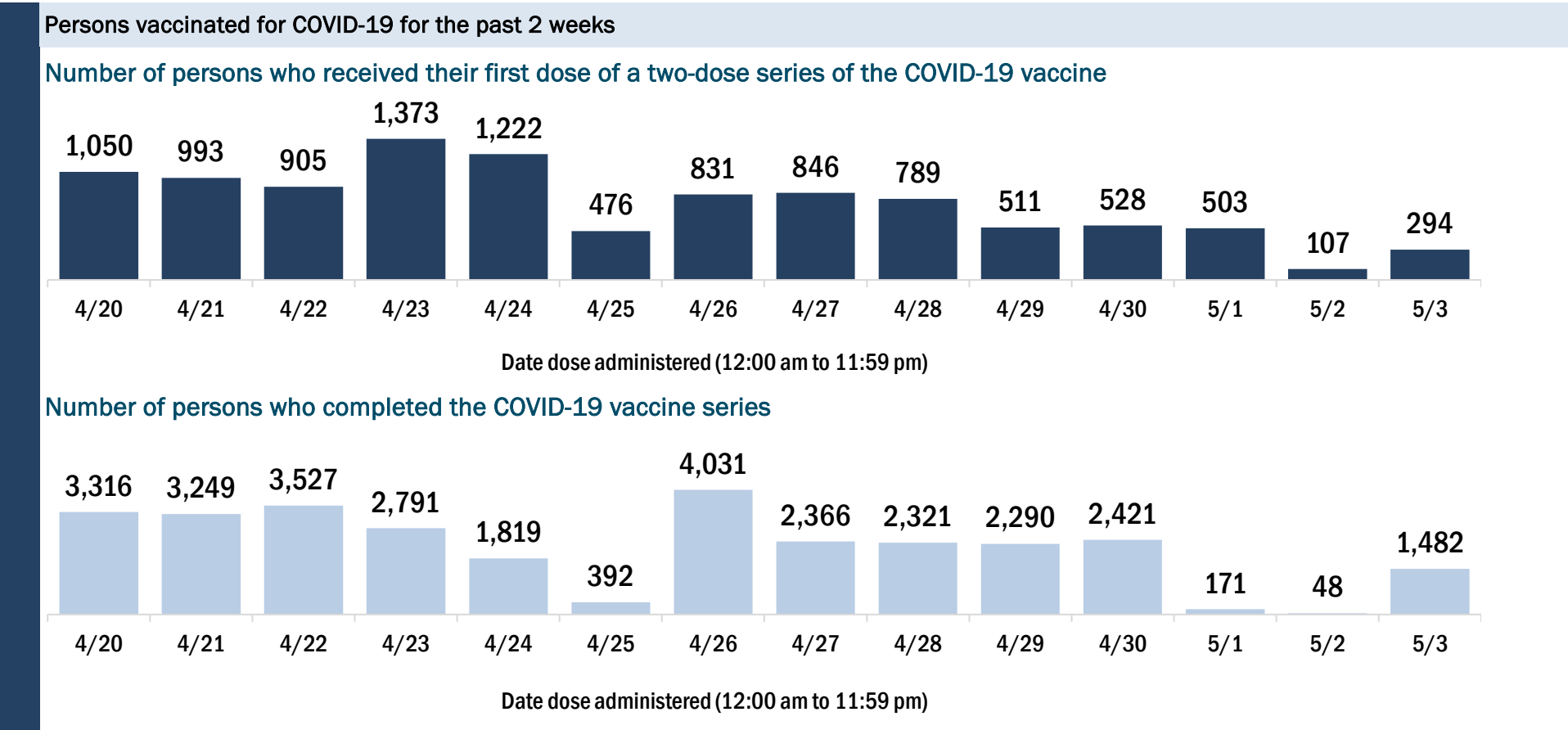
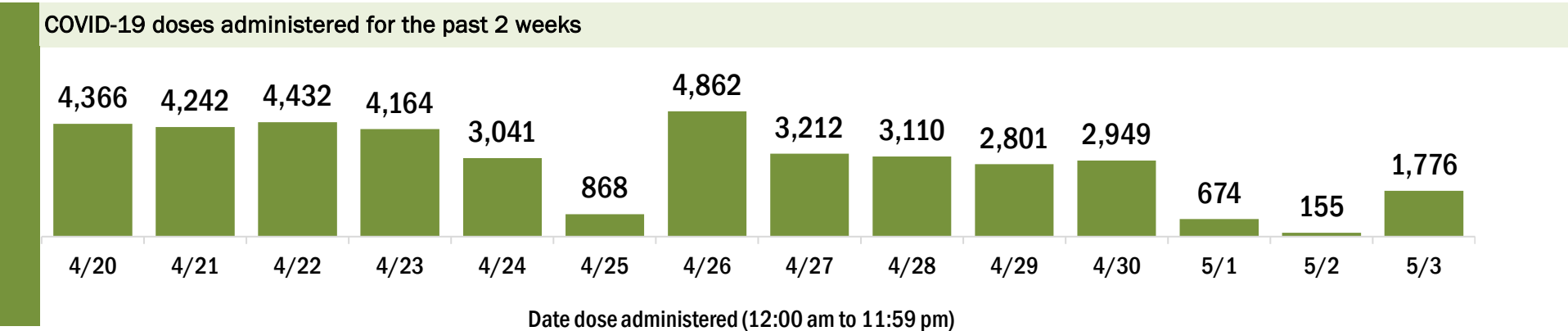
Data in this report are provisional and subject to change.

Data in this summary pertain to COVID-19 vaccines approved by the U.S. Food and Drug Administration and have been issued an Emergency Use Authorization (Janssen COVID-19 Vaccine, Moderna COVID-19 Vaccine and Pfizer-BioNTech COVID-19 Vaccine). These data summarize the number of people who have received either their first dose or have completed the series for a COVID-19 vaccine. **A person can only be counted in one category, first dose or series complete.** For persons receiving Moderna or Pfizer vaccines, once they receive their second dose, they are moved from the first dose column to the series completed column. **Because of this, the total first dose category may show a change from report to report not matching the total receiving their first dose from the previous day.** Persons receiving Johnson & Johnson vaccines will always be counted in the series completed column.

COVID-19 doses for vaccinated persons in Florida	
Doses administered	405,274
People receiving one dose of a 1-dose series (Johnson & Johnson) or receiving only one dose of a 2-dose series (Moderna, Pfizer) count once. Persons receiving both doses of a 2-dose series count twice.	

Current status of persons vaccinated for COVID-19 in Florida	
Total people vaccinated	237,829
First dose	61,323
Series completed	176,506
Completed 1-dose series	9,061
Completed 2-dose series	167,445
<b>First dose:</b> current number of people who have only received their first dose of the Moderna or Pfizer vaccine.	
<b>Series complete:</b> current number of people who have received both Moderna or Pfizer vaccine doses or one Johnson & Johnson dose and are considered fully immunized.	

Demographic summary	First dose	Series complete	Total people vaccinated
Age group	61,323	176,506	237,829
16-24 years	5,306	2,439	7,745
25-34 years	5,237	4,334	9,571
35-44 years	6,155	7,054	13,209
45-54 years	7,673	13,415	21,088
55-64 years	11,117	31,470	42,587
65-74 years	13,334	63,083	76,417
75-84 years	8,854	40,571	49,425
85+ years	3,647	14,140	17,787
Race	61,323	176,506	237,829
White	45,453	141,077	186,530
Black	1,344	2,473	3,817
American Indian/Alaskan	231	605	836
Other	4,750	11,371	16,121
Unknown	9,545	20,980	30,525
Other race includes Asian, native Hawaiian/Pacific Islander, or other.			
Ethnicity	61,323	176,506	237,829
Hispanic	5,105	5,428	10,533
Non-Hispanic	36,189	119,444	155,633
Unknown	20,029	51,634	71,663
Gender	61,323	176,506	237,829
Female	32,500	99,528	132,028
Male	28,670	76,876	105,546
Unknown	153	102	255



# COVID-19: Seminole County vaccine summary

Vaccination data through May 3, 2021 as of May 4, 2021 at 12:05 AM

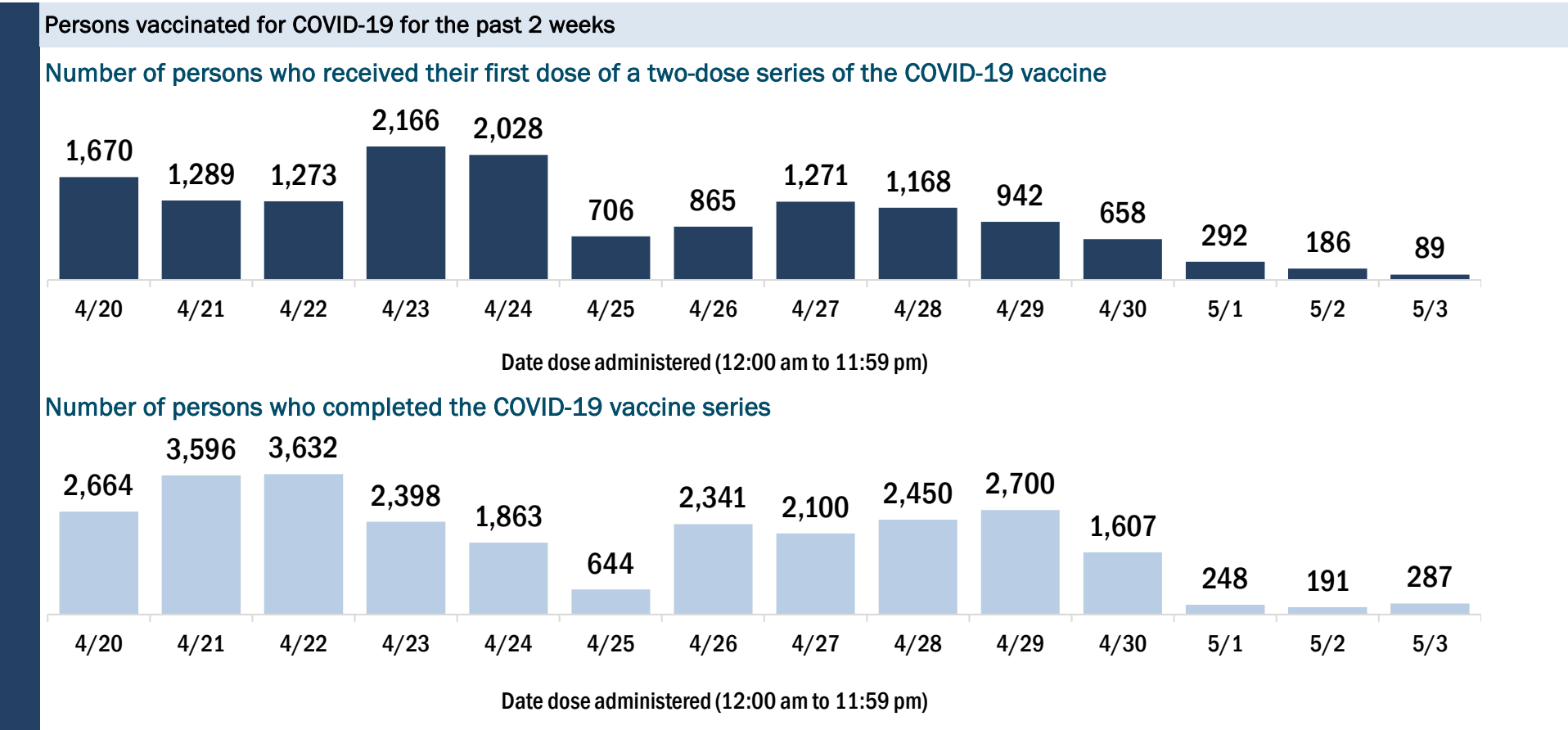
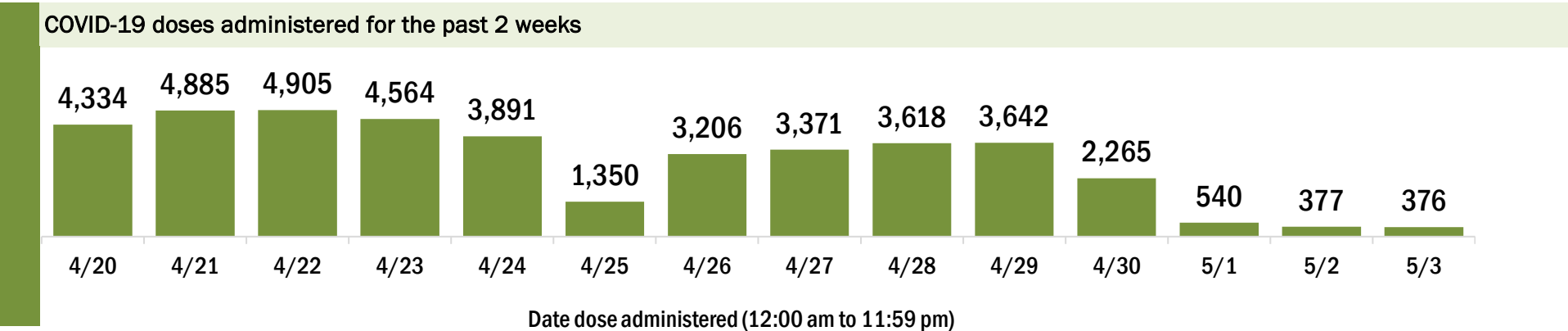
Data in this report are provisional and subject to change.

Data in this summary pertain to COVID-19 vaccines approved by the U.S. Food and Drug Administration and have been issued an Emergency Use Authorization (Janssen COVID-19 Vaccine, Moderna COVID-19 Vaccine and Pfizer-BioNTech COVID-19 Vaccine). These data summarize the number of people who have received either their first dose or have completed the series for a COVID-19 vaccine. **A person can only be counted in one category, first dose or series complete.** For persons receiving Moderna or Pfizer vaccines, once they receive their second dose, they are moved from the first dose column to the series completed column. **Because of this, the total first dose category may show a change from report to report not matching the total receiving their first dose from the previous day.** Persons receiving Johnson & Johnson vaccines will always be counted in the series completed column.

COVID-19 doses for vaccinated persons in Florida	
Doses administered	300,086
People receiving one dose of a 1-dose series (Johnson & Johnson) or receiving only one dose of a 2-dose series (Moderna, Pfizer) count once. Persons receiving both doses of a 2-dose series count twice.	

Current status of persons vaccinated for COVID-19 in Florida	
Total people vaccinated	179,742
First dose	49,140
Series completed	130,602
Completed 1-dose series	10,258
Completed 2-dose series	120,344
First dose: current number of people who have only received their first dose of the Moderna or Pfizer vaccine.	
Series complete: current number of people who have received both Moderna or Pfizer vaccine doses or one Johnson & Johnson dose and are considered fully immunized.	

Demographic summary	First dose	Series complete	Total people vaccinated
Age group	49,140	130,602	179,742
16-24 years	9,213	6,732	15,945
25-34 years	9,702	10,293	19,995
35-44 years	9,735	15,985	25,720
45-54 years	7,946	21,271	29,217
55-64 years	6,628	27,627	34,255
65-74 years	3,370	29,105	32,475
75-84 years	1,748	14,204	15,952
85+ years	798	5,385	6,183
Race	49,140	130,602	179,742
White	29,607	92,779	122,386
Black	3,733	8,384	12,117
American Indian/Alaskan	233	557	790
Other	8,037	18,541	26,578
Unknown	7,530	10,341	17,871
Other race includes Asian, native Hawaiian/Pacific Islander, or other.			
Ethnicity	49,140	130,602	179,742
Hispanic	8,646	14,610	23,256
Non-Hispanic	24,654	84,297	108,951
Unknown	15,840	31,695	47,535
Gender	49,140	130,602	179,742
Female	25,289	74,407	99,696
Male	23,632	56,074	79,706
Unknown	219	121	340



# COVID-19: St. Johns County vaccine summary

Vaccination data through May 3, 2021 as of May 4, 2021 at 12:05 AM

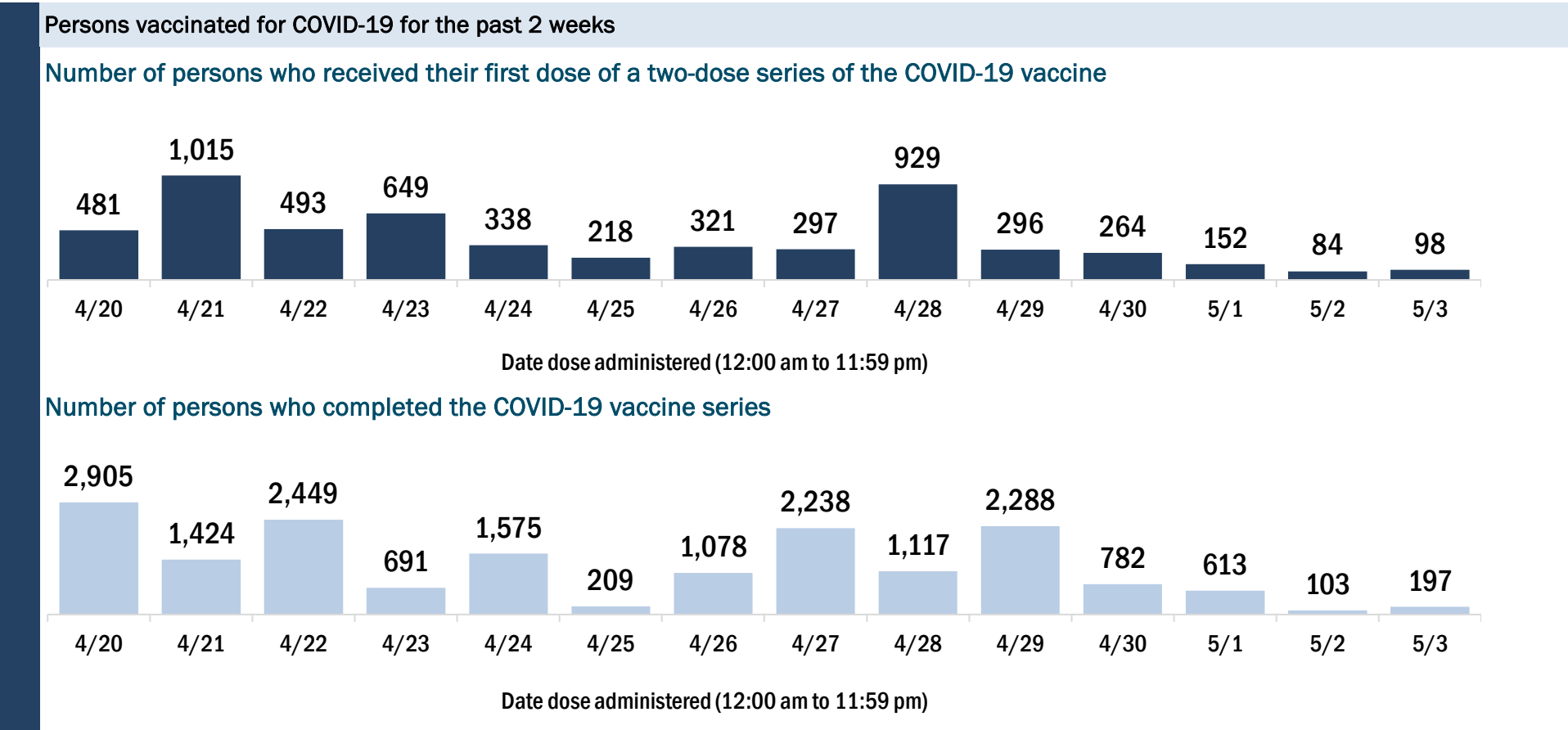
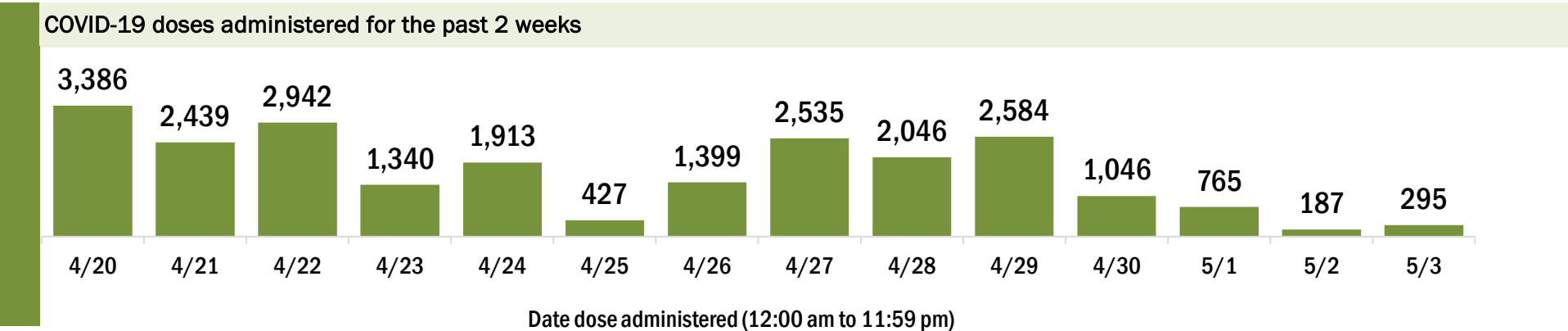
Data in this report are provisional and subject to change.

Data in this summary pertain to COVID-19 vaccines approved by the U.S. Food and Drug Administration and have been issued an Emergency Use Authorization (Janssen COVID-19 Vaccine, Moderna COVID-19 Vaccine and Pfizer-BioNTech COVID-19 Vaccine). These data summarize the number of people who have received either their first dose or have completed the series for a COVID-19 vaccine. **A person can only be counted in one category, first dose or series complete.** For persons receiving Moderna or Pfizer vaccines, once they receive their second dose, they are moved from the first dose column to the series completed column. **Because of this, the total first dose category may show a change from report to report not matching the total receiving their first dose from the previous day.** Persons receiving Johnson & Johnson vaccines will always be counted in the series completed column.

COVID-19 doses for vaccinated persons in Florida	
Doses administered	223,931
People receiving one dose of a 1-dose series (Johnson & Johnson) or receiving only one dose of a 2-dose series (Moderna, Pfizer) count once. Persons receiving both doses of a 2-dose series count twice.	

Current status of persons vaccinated for COVID-19 in Florida	
Total people vaccinated	125,768
First dose	22,178
Series completed	103,590
Completed 1-dose series	5,427
Completed 2-dose series	98,163
First dose: current number of people who have only received their first dose of the Moderna or Pfizer vaccine.	
Series complete: current number of people who have received both Moderna or Pfizer vaccine doses or one Johnson & Johnson dose and are considered fully immunized.	

Demographic summary	First dose	Series complete	Total people vaccinated
Age group	22,178	103,590	125,768
16-24 years	3,872	4,069	7,941
25-34 years	2,919	5,158	8,077
35-44 years	4,166	12,014	16,180
45-54 years	3,814	15,398	19,212
55-64 years	3,406	21,524	24,930
65-74 years	2,295	28,006	30,301
75-84 years	1,196	13,577	14,773
85+ years	510	3,844	4,354
Race	22,178	103,590	125,768
White	13,902	78,254	92,156
Black	896	3,020	3,916
American Indian/Alaskan	72	289	361
Other	2,681	9,703	12,384
Unknown	4,627	12,324	16,951
Other race includes Asian, native Hawaiian/Pacific Islander, or other.			
Ethnicity	22,178	103,590	125,768
Hispanic	1,449	4,172	5,621
Non-Hispanic	12,022	69,527	81,549
Unknown	8,707	29,891	38,598
Gender	22,178	103,590	125,768
Female	11,546	57,444	68,990
Male	10,604	46,128	56,732
Unknown	28	18	46



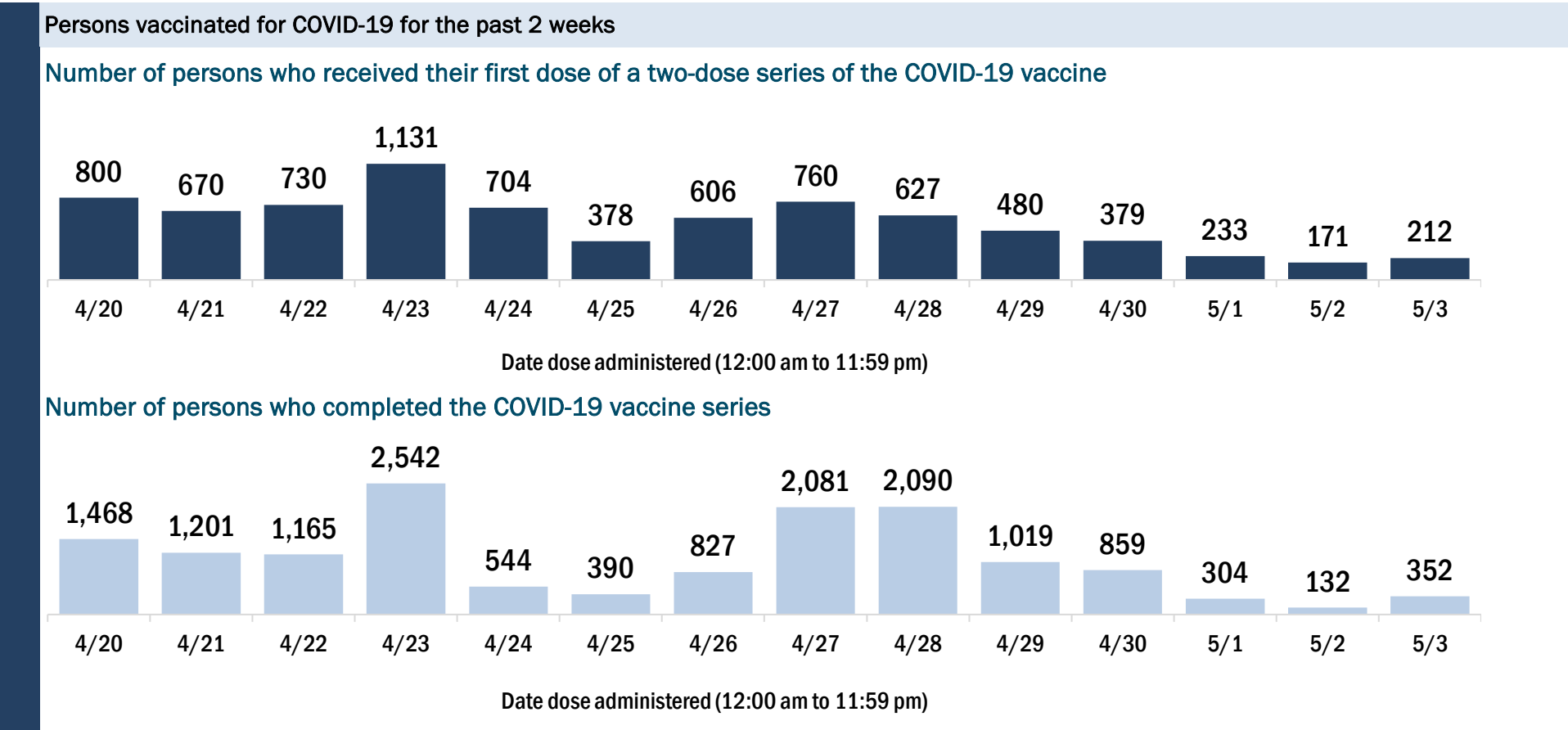
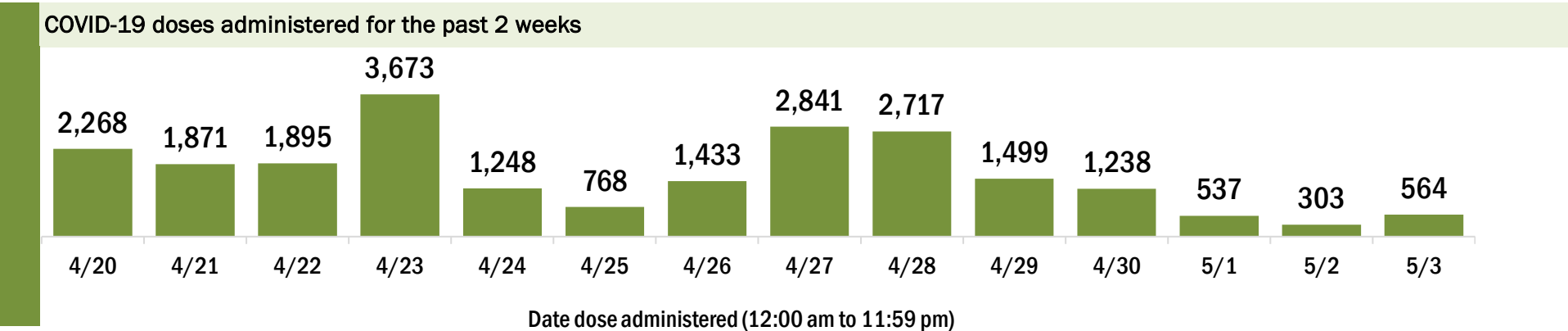
# COVID-19: St. Lucie County vaccine summary

Vaccination data through May 3, 2021 as of May 4, 2021 at 12:05 AM

Data in this report are provisional and subject to change.

Data in this summary pertain to COVID-19 vaccines approved by the U.S. Food and Drug Administration and have been issued an Emergency Use Authorization (Janssen COVID-19 Vaccine, Moderna COVID-19 Vaccine and Pfizer-BioNTech COVID-19 Vaccine). These data summarize the number of people who have received either their first dose or have completed the series for a COVID-19 vaccine. **A person can only be counted in one category, first dose or series complete.** For persons receiving Moderna or Pfizer vaccines, once they receive their second dose, they are moved from the first dose column to the series completed column. **Because of this, the total first dose category may show a change from report to report not matching the total receiving their first dose from the previous day.** Persons receiving Johnson & Johnson vaccines will always be counted in the series completed column.

COVID-19 doses for vaccinated persons in Florida		Demographic summary			
Doses administered	202,441	First dose	Series complete	Total people vaccinated	
People receiving one dose of a 1-dose series (Johnson & Johnson) or receiving only one dose of a 2-dose series (Moderna, Pfizer) count once. Persons receiving both doses of a 2-dose series count twice.		Age group	37,502	84,315	121,817
		16-24 years	3,440	1,637	5,077
		25-34 years	3,728	2,896	6,624
		35-44 years	4,784	4,896	9,680
		45-54 years	5,931	8,796	14,727
		55-64 years	7,953	17,293	25,246
		65-74 years	6,608	28,026	34,634
		75-84 years	3,755	15,956	19,711
		85+ years	1,303	4,815	6,118
		Race	37,502	84,315	121,817
		White	22,850	55,320	78,170
		Black	4,025	7,835	11,860
		American Indian/Alaskan	194	381	575
		Other	3,956	7,617	11,573
		Unknown	6,477	13,162	19,639
		Other race includes Asian, native Hawaiian/Pacific Islander, or other.			
		Ethnicity	37,502	84,315	121,817
		Hispanic	5,978	7,604	13,582
		Non-Hispanic	17,618	47,852	65,470
		Unknown	13,906	28,859	42,765
		Gender	37,502	84,315	121,817
		Female	19,833	47,985	67,818
		Male	17,575	36,257	53,832
		Unknown	94	73	167





# COVID-19: Sumter County vaccine summary

Vaccination data through May 3, 2021 as of May 4, 2021 at 12:05 AM

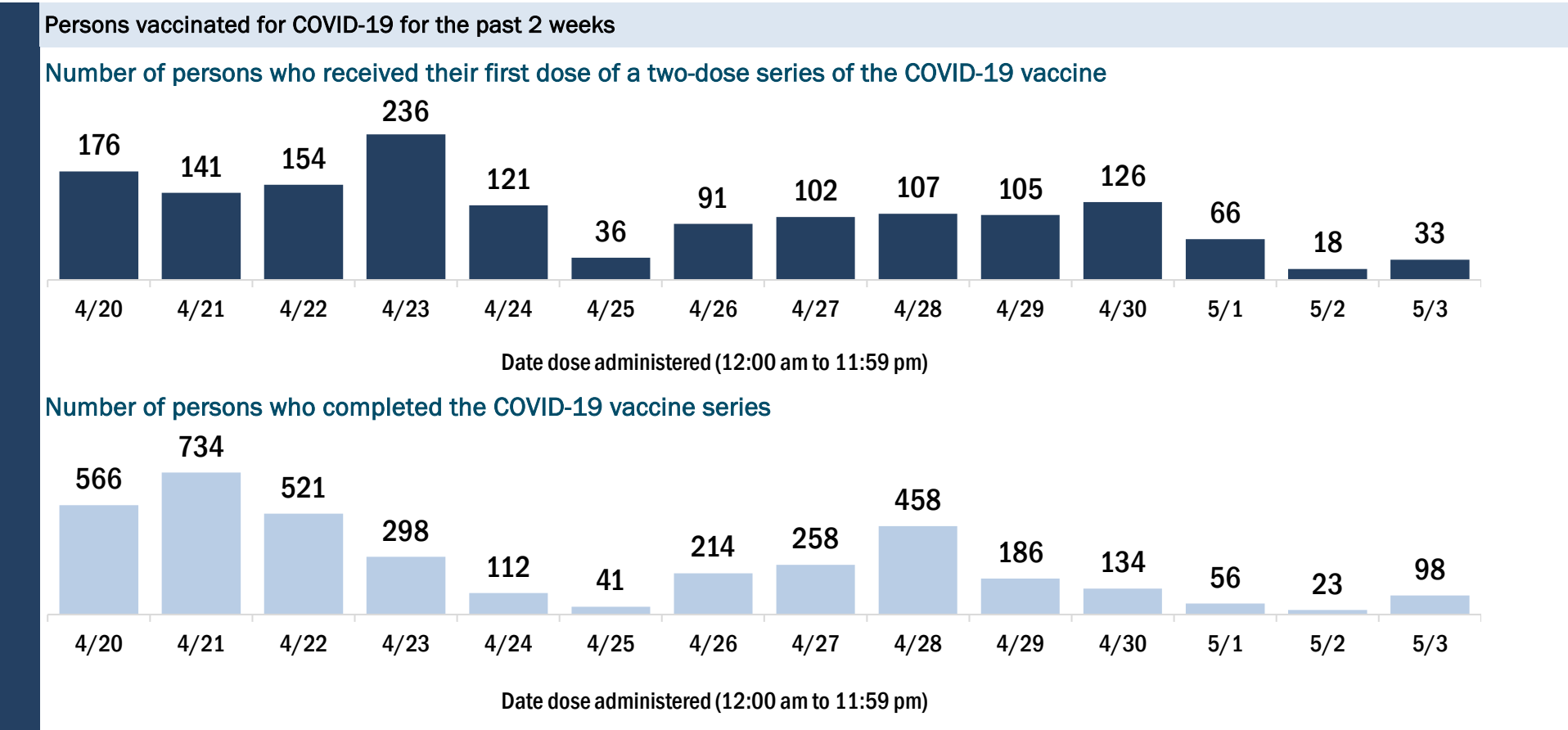
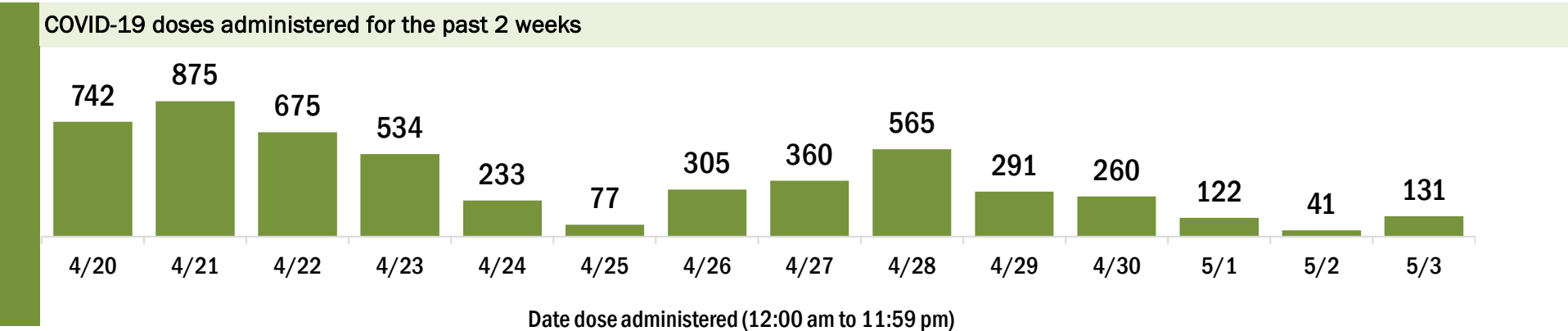
Data in this report are provisional and subject to change.

Data in this summary pertain to COVID-19 vaccines approved by the U.S. Food and Drug Administration and have been issued an Emergency Use Authorization (Janssen COVID-19 Vaccine, Moderna COVID-19 Vaccine and Pfizer-BioNTech COVID-19 Vaccine). These data summarize the number of people who have received either their first dose or have completed the series for a COVID-19 vaccine. **A person can only be counted in one category, first dose or series complete.** For persons receiving Moderna or Pfizer vaccines, once they receive their second dose, they are moved from the first dose column to the series completed column. **Because of this, the total first dose category may show a change from report to report not matching the total receiving their first dose from the previous day.** Persons receiving Johnson & Johnson vaccines will always be counted in the series completed column.

COVID-19 doses for vaccinated persons in Florida	
Doses administered	150,384
People receiving one dose of a 1-dose series (Johnson & Johnson) or receiving only one dose of a 2-dose series (Moderna, Pfizer) count once. Persons receiving both doses of a 2-dose series count twice.	

Current status of persons vaccinated for COVID-19 in Florida	
Total people vaccinated	83,545
First dose	12,632
Series completed	70,913
Completed 1-dose series	4,074
Completed 2-dose series	66,839
First dose: current number of people who have only received their first dose of the Moderna or Pfizer vaccine.	
Series complete: current number of people who have received both Moderna or Pfizer vaccine doses or one Johnson & Johnson dose and are considered fully immunized.	

Demographic summary	First dose	Series complete	Total people vaccinated
Age group	12,632	70,913	83,545
16-24 years	340	183	523
25-34 years	604	343	947
35-44 years	816	583	1,399
45-54 years	1,195	1,430	2,625
55-64 years	2,722	8,100	10,822
65-74 years	3,665	33,605	37,270
75-84 years	2,647	22,833	25,480
85+ years	643	3,836	4,479
Race	12,632	70,913	83,545
White	9,367	59,889	69,256
Black	550	824	1,374
American Indian/Alaskan	32	152	184
Other	948	2,652	3,600
Unknown	1,735	7,396	9,131
Other race includes Asian, native Hawaiian/Pacific Islander, or other.			
Ethnicity	12,632	70,913	83,545
Hispanic	540	1,177	1,717
Non-Hispanic	8,027	47,599	55,626
Unknown	4,065	22,137	26,202
Gender	12,632	70,913	83,545
Female	6,535	39,591	46,126
Male	6,037	31,304	37,341
Unknown	60	18	78



# COVID-19: Suwannee County vaccine summary

Vaccination data through May 3, 2021 as of May 4, 2021 at 12:05 AM

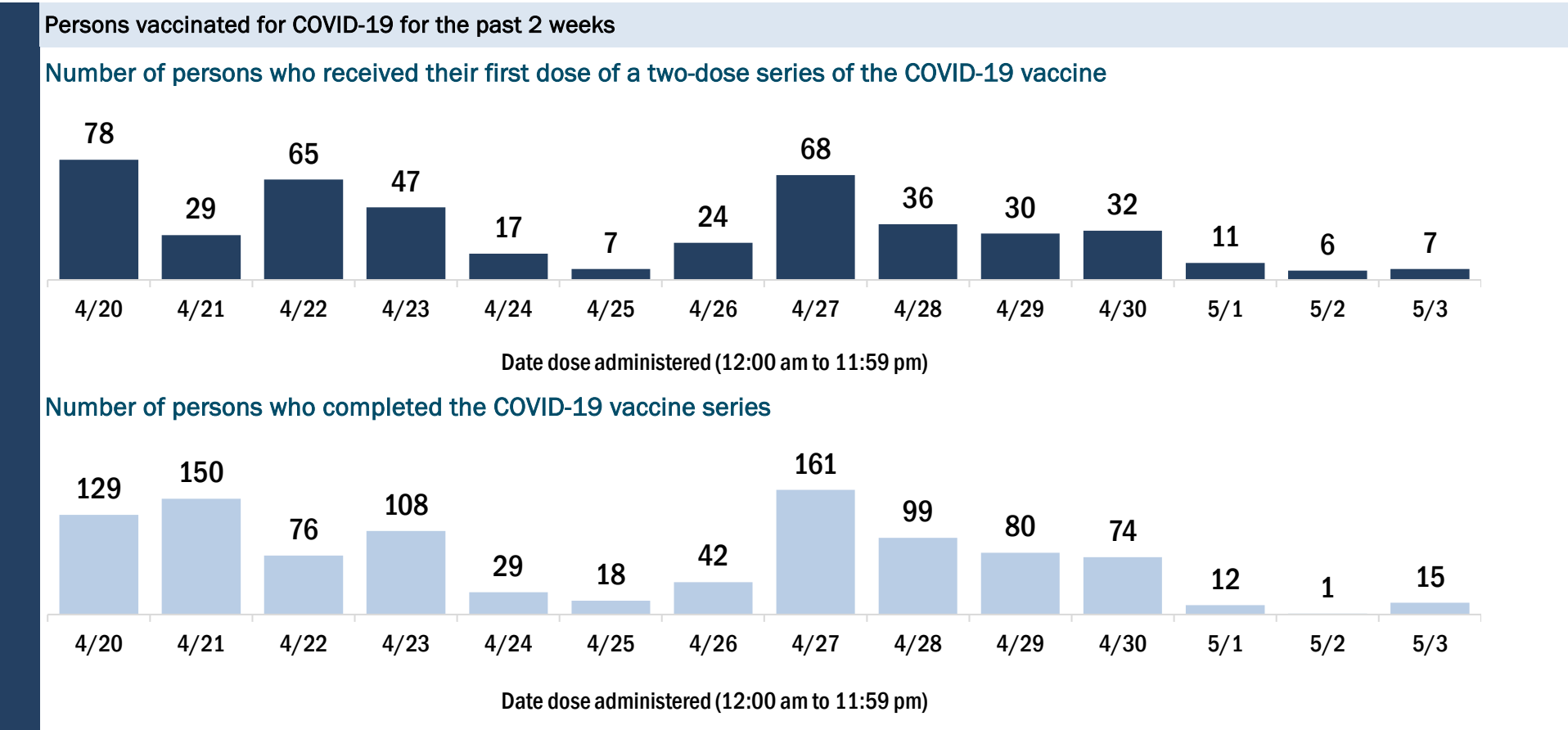
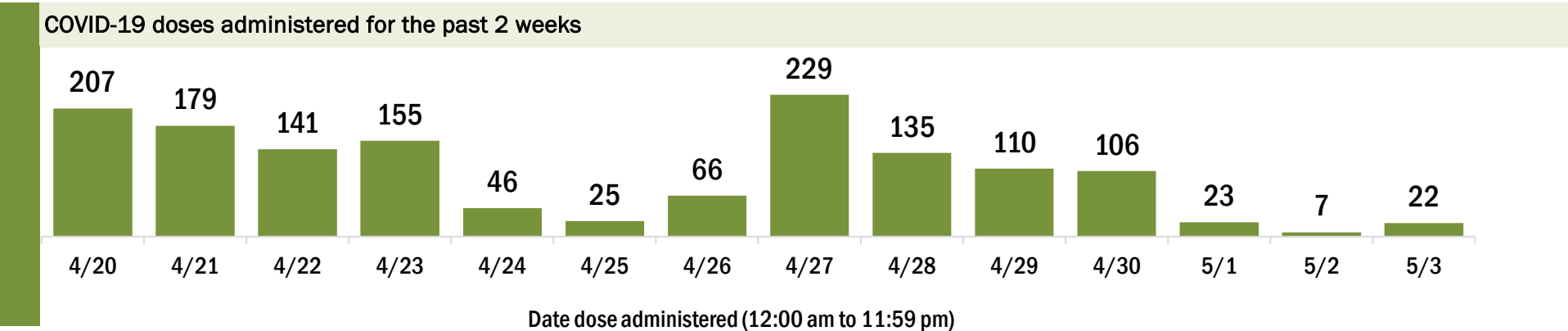
Data in this report are provisional and subject to change.

Data in this summary pertain to COVID-19 vaccines approved by the U.S. Food and Drug Administration and have been issued an Emergency Use Authorization (Janssen COVID-19 Vaccine, Moderna COVID-19 Vaccine and Pfizer-BioNTech COVID-19 Vaccine). These data summarize the number of people who have received either their first dose or have completed the series for a COVID-19 vaccine. **A person can only be counted in one category, first dose or series complete.** For persons receiving Moderna or Pfizer vaccines, once they receive their second dose, they are moved from the first dose column to the series completed column. **Because of this, the total first dose category may show a change from report to report not matching the total receiving their first dose from the previous day.** Persons receiving Johnson & Johnson vaccines will always be counted in the series completed column.

COVID-19 doses for vaccinated persons in Florida	
Doses administered	17,435
People receiving one dose of a 1-dose series (Johnson & Johnson) or receiving only one dose of a 2-dose series (Moderna, Pfizer) count once. Persons receiving both doses of a 2-dose series count twice.	

Current status of persons vaccinated for COVID-19 in Florida	
Total people vaccinated	10,078
First dose	2,104
Series completed	7,974
Completed 1-dose series	617
Completed 2-dose series	7,357
First dose: current number of people who have only received their first dose of the Moderna or Pfizer vaccine.	
Series complete: current number of people who have received both Moderna or Pfizer vaccine doses or one Johnson & Johnson dose and are considered fully immunized.	

Demographic summary	First dose	Series complete	Total people vaccinated
Age group	2,104	7,974	10,078
16-24 years	189	127	316
25-34 years	255	194	449
35-44 years	295	363	658
45-54 years	337	658	995
55-64 years	535	1,672	2,207
65-74 years	259	2,726	2,985
75-84 years	168	1,677	1,845
85+ years	66	557	623
Race	2,104	7,974	10,078
White	1,283	5,568	6,851
Black	352	624	976
American Indian/Alaskan	6	10	16
Other	199	539	738
Unknown	264	1,233	1,497
Other race includes Asian, native Hawaiian/Pacific Islander, or other.			
Ethnicity	2,104	7,974	10,078
Hispanic	179	310	489
Non-Hispanic	1,220	4,326	5,546
Unknown	705	3,338	4,043
Gender	2,104	7,974	10,078
Female	934	4,600	5,534
Male	1,170	3,374	4,544
Unknown	0	0	0



# COVID-19: Taylor County vaccine summary

Vaccination data through May 3, 2021 as of May 4, 2021 at 12:05 AM

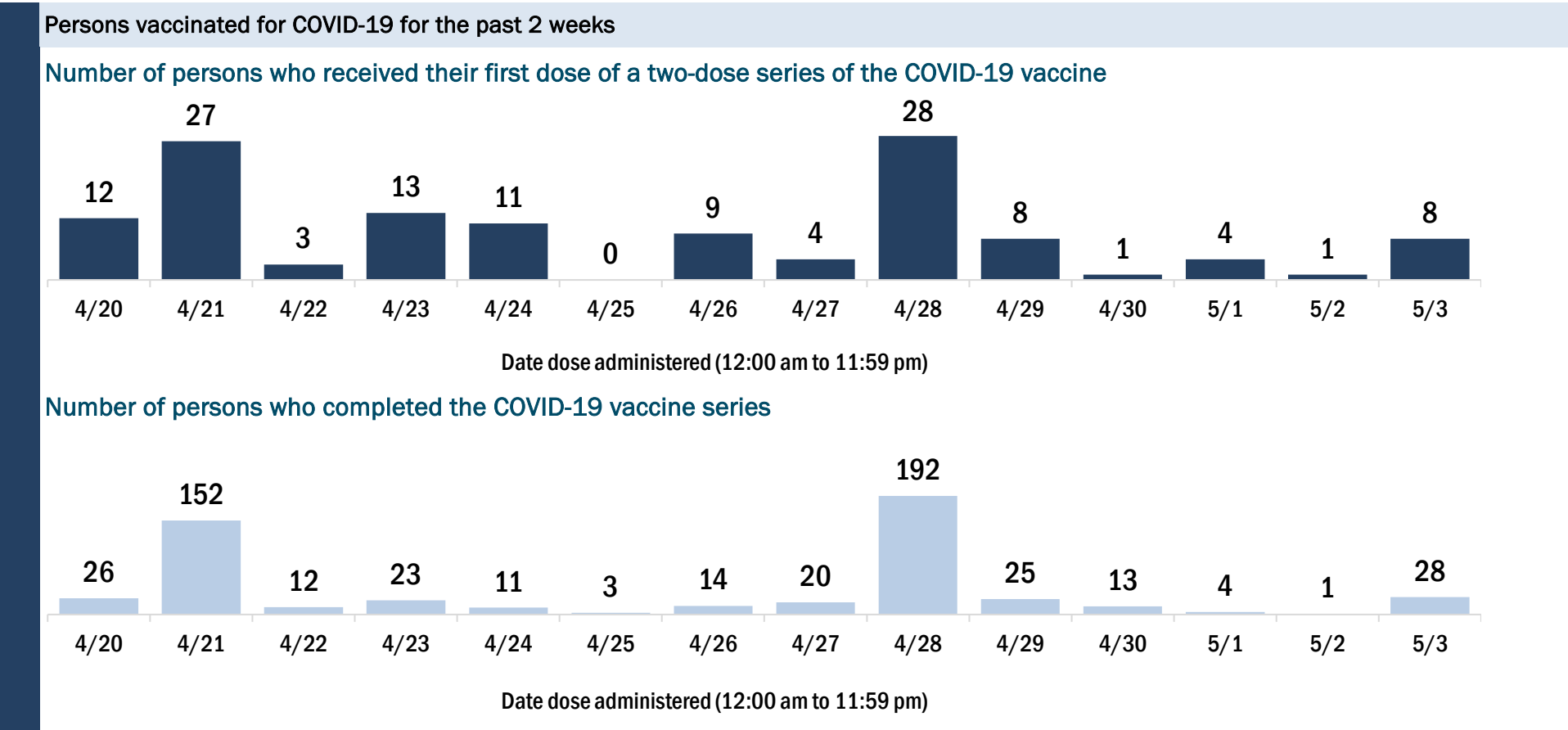
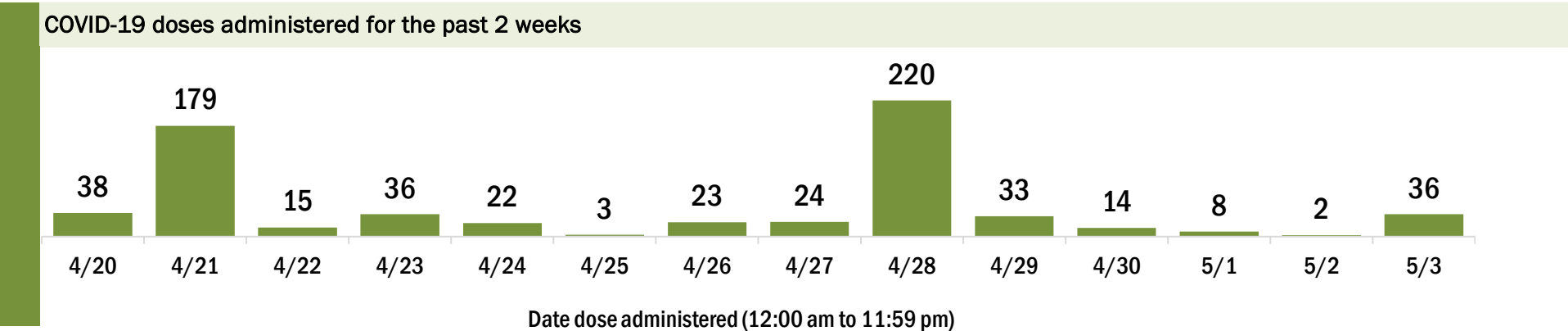
Data in this report are provisional and subject to change.

Data in this summary pertain to COVID-19 vaccines approved by the U.S. Food and Drug Administration and have been issued an Emergency Use Authorization (Janssen COVID-19 Vaccine, Moderna COVID-19 Vaccine and Pfizer-BioNTech COVID-19 Vaccine). These data summarize the number of people who have received either their first dose or have completed the series for a COVID-19 vaccine. **A person can only be counted in one category, first dose or series complete.** For persons receiving Moderna or Pfizer vaccines, once they receive their second dose, they are moved from the first dose column to the series completed column. **Because of this, the total first dose category may show a change from report to report not matching the total receiving their first dose from the previous day.** Persons receiving Johnson & Johnson vaccines will always be counted in the series completed column.

COVID-19 doses for vaccinated persons in Florida	
Doses administered	9,204
People receiving one dose of a 1-dose series (Johnson & Johnson) or receiving only one dose of a 2-dose series (Moderna, Pfizer) count once. Persons receiving both doses of a 2-dose series count twice.	

Current status of persons vaccinated for COVID-19 in Florida	
Total people vaccinated	5,626
First dose	1,761
Series completed	3,865
Completed 1-dose series	287
Completed 2-dose series	3,578
First dose: current number of people who have only received their first dose of the Moderna or Pfizer vaccine.	
Series complete: current number of people who have received both Moderna or Pfizer vaccine doses or one Johnson & Johnson dose and are considered fully immunized.	

Demographic summary	First dose	Series complete	Total people vaccinated
Age group	1,761	3,865	5,626
16-24 years	59	53	112
25-34 years	148	109	257
35-44 years	237	160	397
45-54 years	271	328	599
55-64 years	432	862	1,294
65-74 years	388	1,365	1,753
75-84 years	173	774	947
85+ years	53	214	267
Race	1,761	3,865	5,626
White	1,160	2,887	4,047
Black	344	465	809
American Indian/Alaskan	11	34	45
Other	107	242	349
Unknown	139	237	376
Other race includes Asian, native Hawaiian/Pacific Islander, or other.			
Ethnicity	1,761	3,865	5,626
Hispanic	40	63	103
Non-Hispanic	901	2,557	3,458
Unknown	820	1,245	2,065
Gender	1,761	3,865	5,626
Female	731	2,135	2,866
Male	1,028	1,730	2,758
Unknown	2	0	2



# COVID-19: Union County vaccine summary

Vaccination data through May 3, 2021 as of May 4, 2021 at 12:05 AM

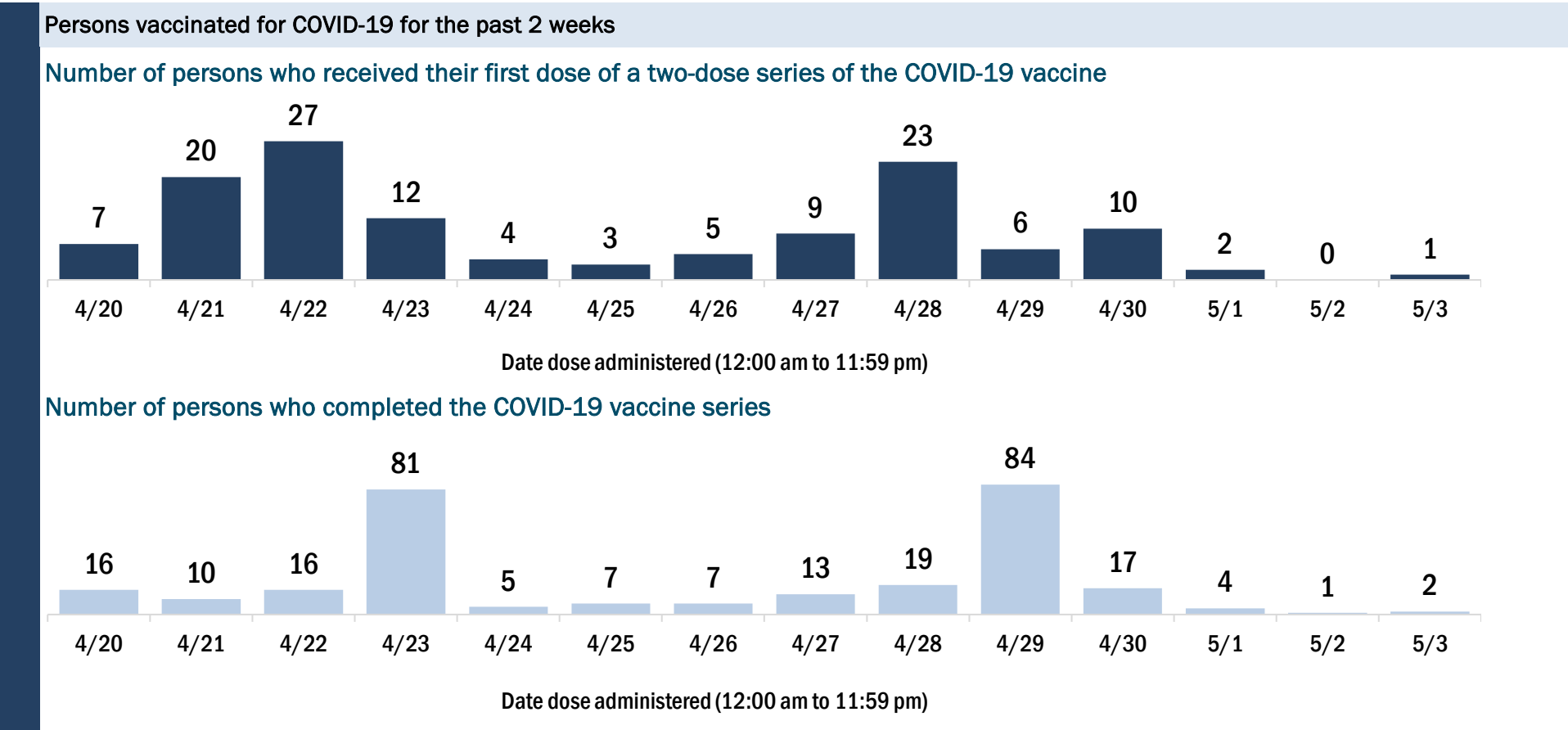
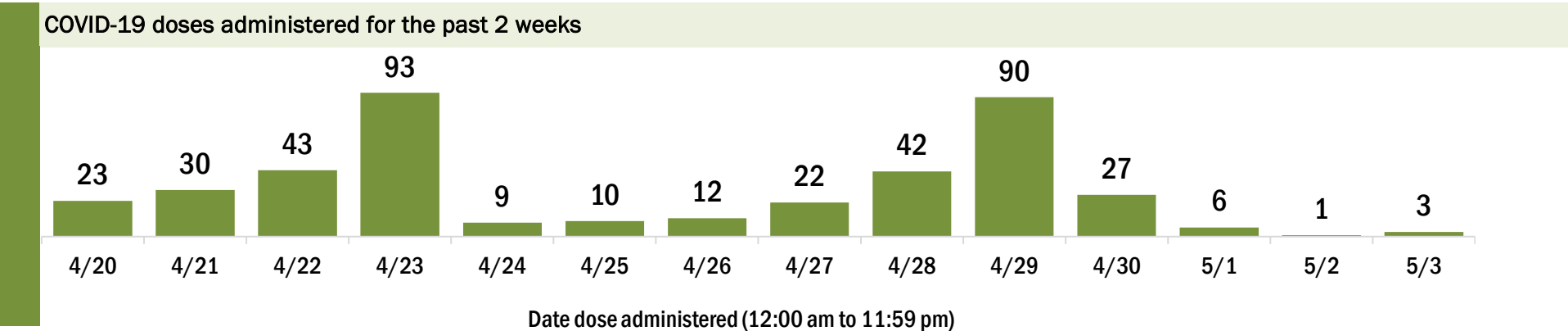
Data in this report are provisional and subject to change.

Data in this summary pertain to COVID-19 vaccines approved by the U.S. Food and Drug Administration and have been issued an Emergency Use Authorization (Janssen COVID-19 Vaccine, Moderna COVID-19 Vaccine and Pfizer-BioNTech COVID-19 Vaccine). These data summarize the number of people who have received either their first dose or have completed the series for a COVID-19 vaccine. **A person can only be counted in one category, first dose or series complete.** For persons receiving Moderna or Pfizer vaccines, once they receive their second dose, they are moved from the first dose column to the series completed column. **Because of this, the total first dose category may show a change from report to report not matching the total receiving their first dose from the previous day.** Persons receiving Johnson & Johnson vaccines will always be counted in the series completed column.

COVID-19 doses for vaccinated persons in Florida	
Doses administered	6,432
People receiving one dose of a 1-dose series (Johnson & Johnson) or receiving only one dose of a 2-dose series (Moderna, Pfizer) count once. Persons receiving both doses of a 2-dose series count twice.	

Current status of persons vaccinated for COVID-19 in Florida	
Total people vaccinated	4,622
First dose	2,696
Series completed	1,926
Completed 1-dose series	116
Completed 2-dose series	1,810
First dose: current number of people who have only received their first dose of the Moderna or Pfizer vaccine.	
Series complete: current number of people who have received both Moderna or Pfizer vaccine doses or one Johnson & Johnson dose and are considered fully immunized.	

Demographic summary	First dose	Series complete	Total people vaccinated
Age group	2,696	1,926	4,622
16-24 years	72	41	113
25-34 years	156	89	245
35-44 years	309	93	402
45-54 years	437	178	615
55-64 years	948	419	1,367
65-74 years	625	632	1,257
75-84 years	133	369	502
85+ years	16	105	121
Race	2,696	1,926	4,622
White	1,736	1,557	3,293
Black	810	182	992
American Indian/Alaskan	6	17	23
Other	102	127	229
Unknown	42	43	85
Other race includes Asian, native Hawaiian/Pacific Islander, or other.			
Ethnicity	2,696	1,926	4,622
Hispanic	104	47	151
Non-Hispanic	2,407	1,753	4,160
Unknown	185	126	311
Gender	2,696	1,926	4,622
Female	238	1,115	1,353
Male	2,453	811	3,264
Unknown	5	0	5





# COVID-19: Volusia County vaccine summary

Vaccination data through May 3, 2021 as of May 4, 2021 at 12:05 AM

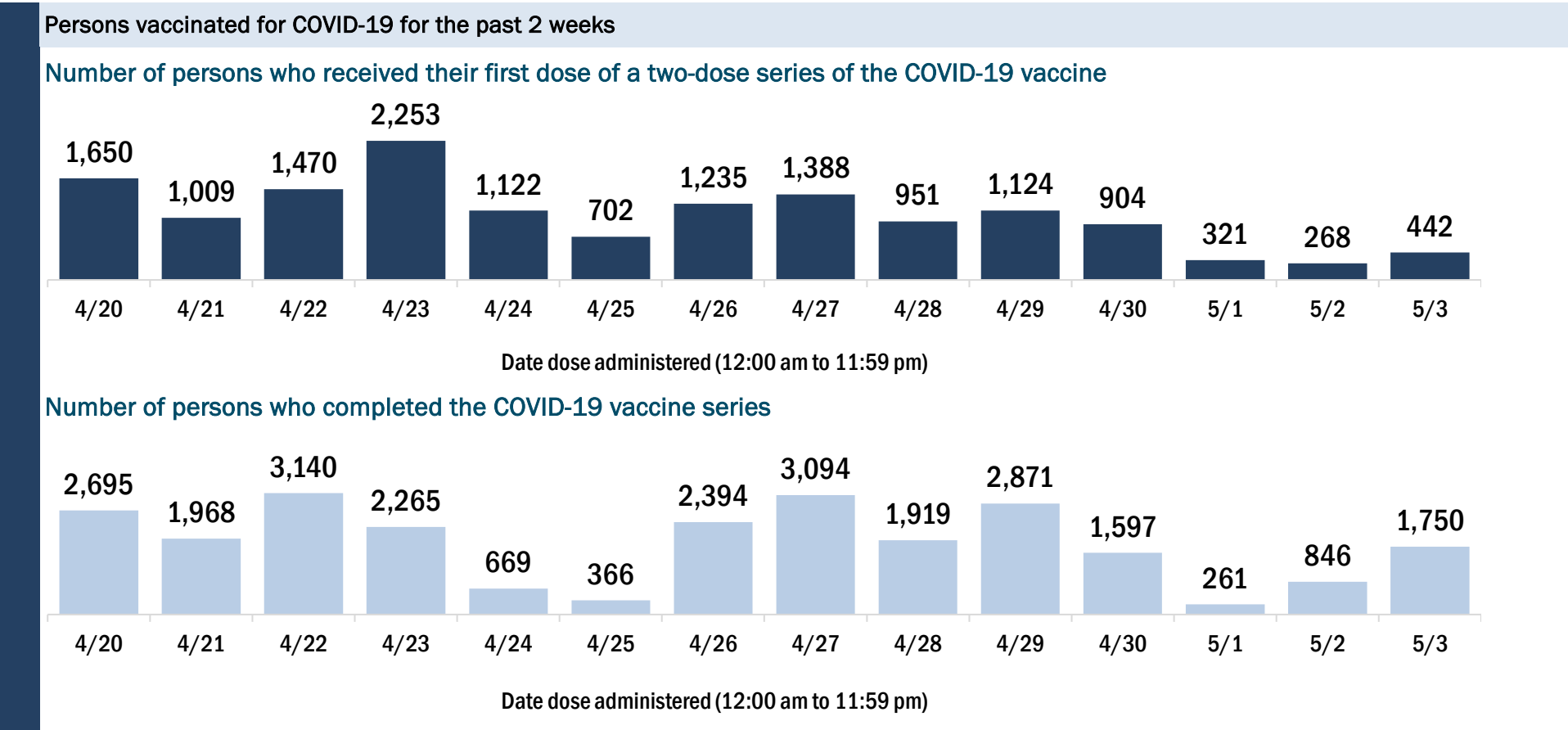
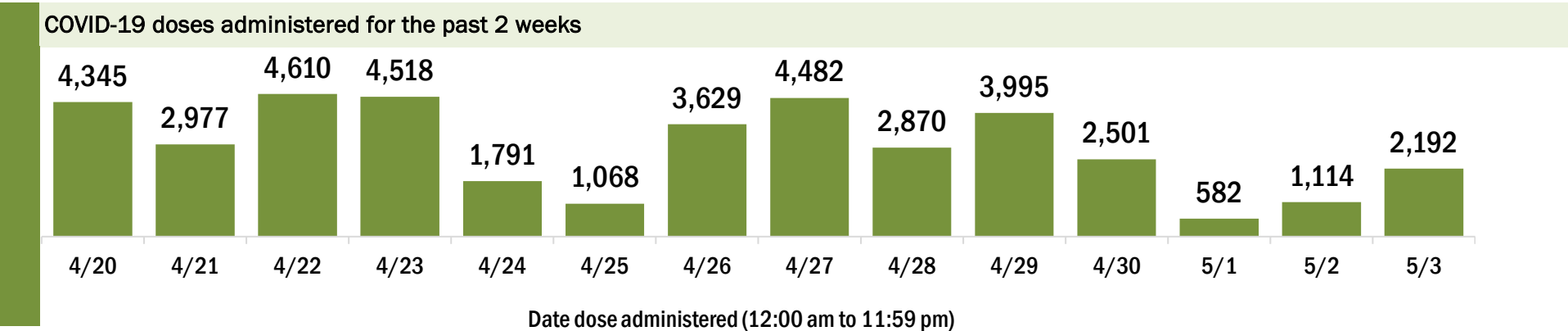
Data in this report are provisional and subject to change.

Data in this summary pertain to COVID-19 vaccines approved by the U.S. Food and Drug Administration and have been issued an Emergency Use Authorization (Janssen COVID-19 Vaccine, Moderna COVID-19 Vaccine and Pfizer-BioNTech COVID-19 Vaccine). These data summarize the number of people who have received either their first dose or have completed the series for a COVID-19 vaccine. **A person can only be counted in one category, first dose or series complete.** For persons receiving Moderna or Pfizer vaccines, once they receive their second dose, they are moved from the first dose column to the series completed column. **Because of this, the total first dose category may show a change from report to report not matching the total receiving their first dose from the previous day.** Persons receiving Johnson & Johnson vaccines will always be counted in the series completed column.

COVID-19 doses for vaccinated persons in Florida	
Doses administered	353,249
People receiving one dose of a 1-dose series (Johnson & Johnson) or receiving only one dose of a 2-dose series (Moderna, Pfizer) count once. Persons receiving both doses of a 2-dose series count twice.	

Current status of persons vaccinated for COVID-19 in Florida	
Total people vaccinated	215,263
First dose	59,453
Series completed	155,810
Completed 1-dose series	17,824
Completed 2-dose series	137,986
First dose: current number of people who have only received their first dose of the Moderna or Pfizer vaccine.	
Series complete: current number of people who have received both Moderna or Pfizer vaccine doses or one Johnson & Johnson dose and are considered fully immunized.	

Demographic summary	First dose	Series complete	Total people vaccinated
Age group	59,453	155,810	215,263
16-24 years	6,757	3,647	10,404
25-34 years	6,587	5,718	12,305
35-44 years	7,407	8,592	15,999
45-54 years	9,027	15,384	24,411
55-64 years	13,145	32,275	45,420
65-74 years	9,968	51,343	61,311
75-84 years	4,794	28,854	33,648
85+ years	1,768	9,997	11,765
Race	59,453	155,810	215,263
White	37,623	103,984	141,607
Black	3,704	7,009	10,713
American Indian/Alaskan	213	506	719
Other	6,574	17,193	23,767
Unknown	11,339	27,118	38,457
Other race includes Asian, native Hawaiian/Pacific Islander, or other.			
Ethnicity	59,453	155,810	215,263
Hispanic	7,015	8,770	15,785
Non-Hispanic	30,521	81,870	112,391
Unknown	21,917	65,170	87,087
Gender	59,453	155,810	215,263
Female	30,240	88,497	118,737
Male	28,079	64,797	92,876
Unknown	1,134	2,516	3,650



# COVID-19: Wakulla County vaccine summary

Vaccination data through May 3, 2021 as of May 4, 2021 at 12:05 AM

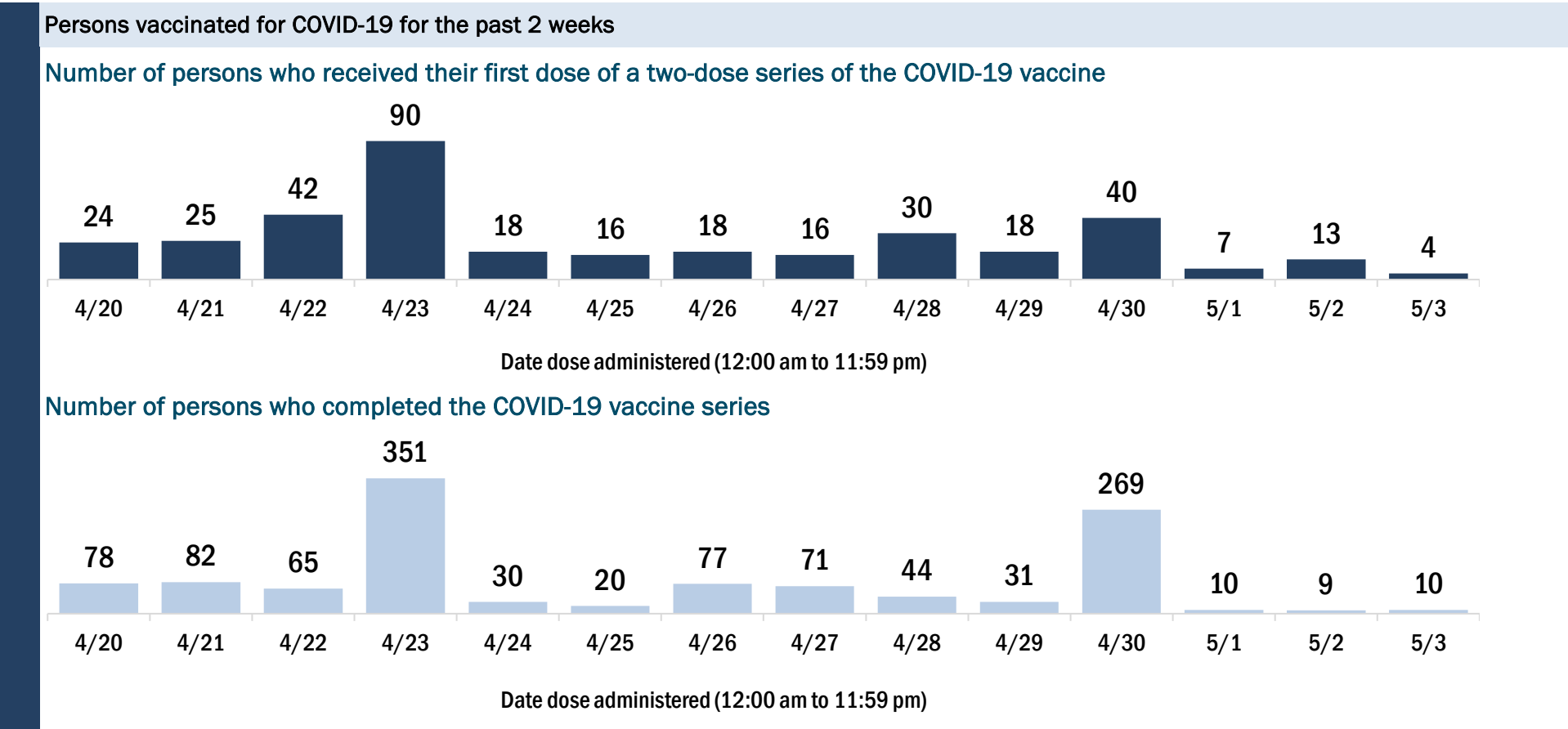
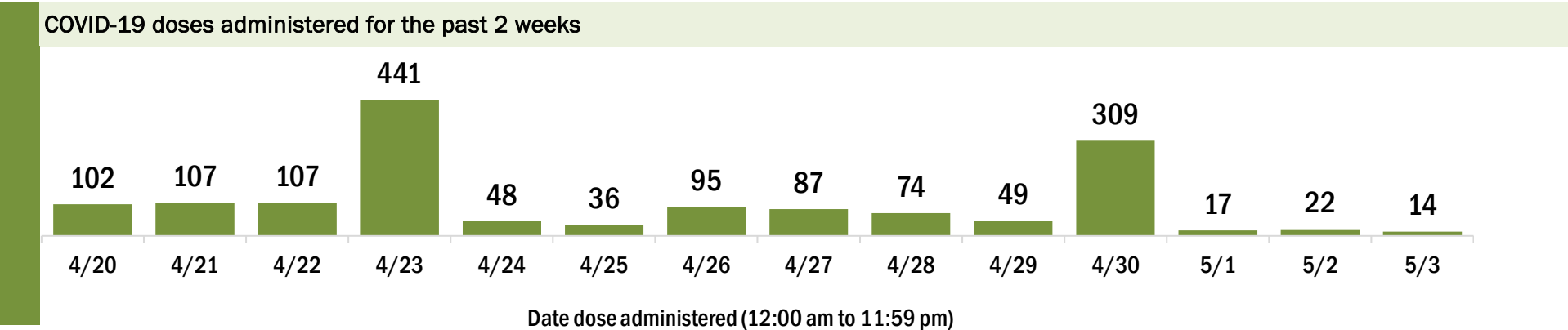
Data in this report are provisional and subject to change.

Data in this summary pertain to COVID-19 vaccines approved by the U.S. Food and Drug Administration and have been issued an Emergency Use Authorization (Janssen COVID-19 Vaccine, Moderna COVID-19 Vaccine and Pfizer-BioNTech COVID-19 Vaccine). These data summarize the number of people who have received either their first dose or have completed the series for a COVID-19 vaccine. **A person can only be counted in one category, first dose or series complete.** For persons receiving Moderna or Pfizer vaccines, once they receive their second dose, they are moved from the first dose column to the series completed column. **Because of this, the total first dose category may show a change from report to report not matching the total receiving their first dose from the previous day.** Persons receiving Johnson & Johnson vaccines will always be counted in the series completed column.

COVID-19 doses for vaccinated persons in Florida	
Doses administered	18,039
People receiving one dose of a 1-dose series (Johnson & Johnson) or receiving only one dose of a 2-dose series (Moderna, Pfizer) count once. Persons receiving both doses of a 2-dose series count twice.	

Current status of persons vaccinated for COVID-19 in Florida	
Total people vaccinated	10,820
First dose	3,102
Series completed	7,718
Completed 1-dose series	499
Completed 2-dose series	7,219
First dose: current number of people who have only received their first dose of the Moderna or Pfizer vaccine.	
Series complete: current number of people who have received both Moderna or Pfizer vaccine doses or one Johnson & Johnson dose and are considered fully immunized.	

Demographic summary	First dose	Series complete	Total people vaccinated
Age group	3,102	7,718	10,820
16-24 years	241	167	408
25-34 years	421	340	761
35-44 years	520	596	1,116
45-54 years	590	965	1,555
55-64 years	652	1,753	2,405
65-74 years	423	2,481	2,904
75-84 years	193	1,146	1,339
85+ years	62	270	332
Race	3,102	7,718	10,820
White	2,215	5,730	7,945
Black	530	572	1,102
American Indian/Alaskan	8	36	44
Other	164	978	1,142
Unknown	185	402	587
Other race includes Asian, native Hawaiian/Pacific Islander, or other.			
Ethnicity	3,102	7,718	10,820
Hispanic	68	151	219
Non-Hispanic	1,647	6,156	7,803
Unknown	1,387	1,411	2,798
Gender	3,102	7,718	10,820
Female	1,193	4,315	5,508
Male	1,908	3,402	5,310
Unknown	1	1	2



# COVID-19: Walton County vaccine summary

Vaccination data through May 3, 2021 as of May 4, 2021 at 12:05 AM

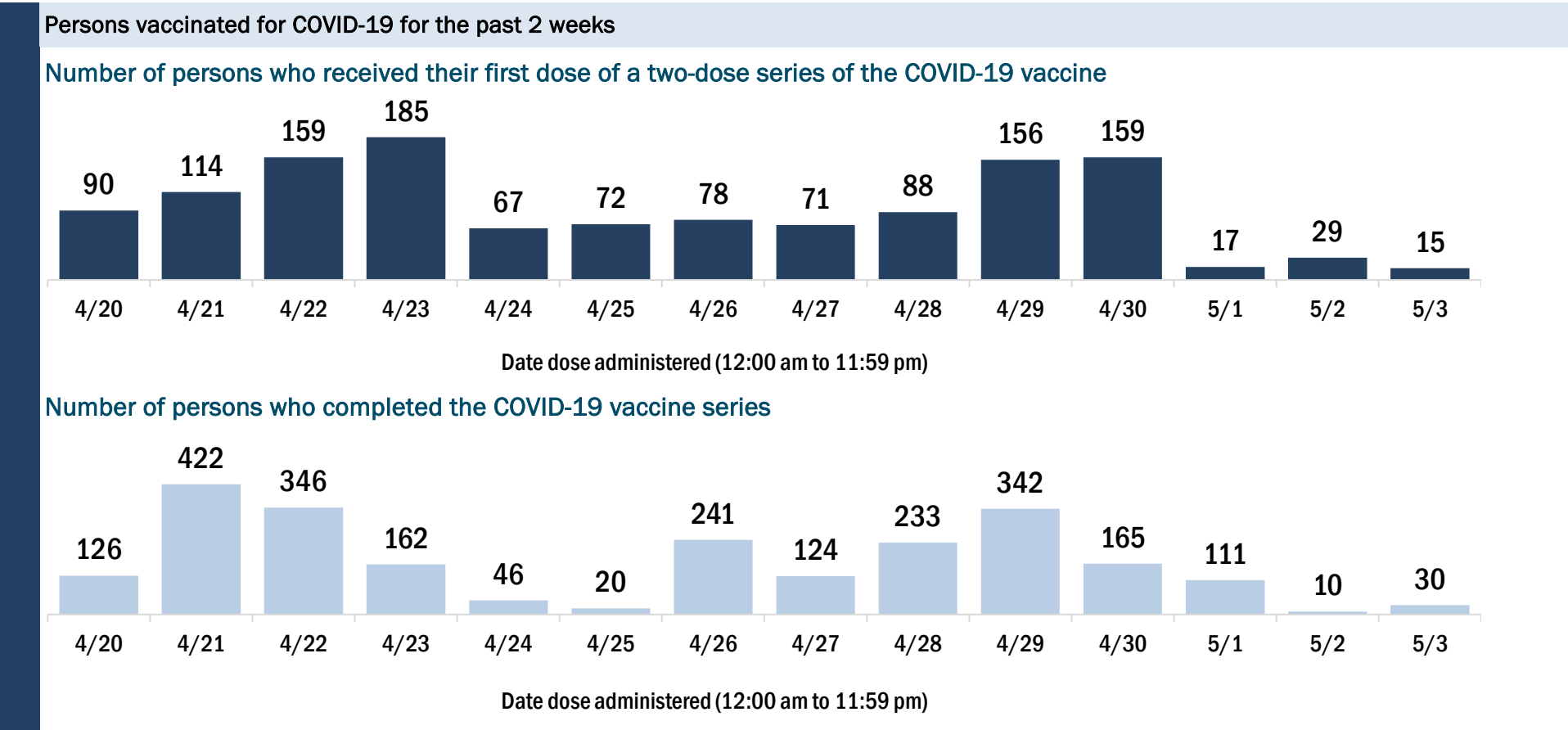
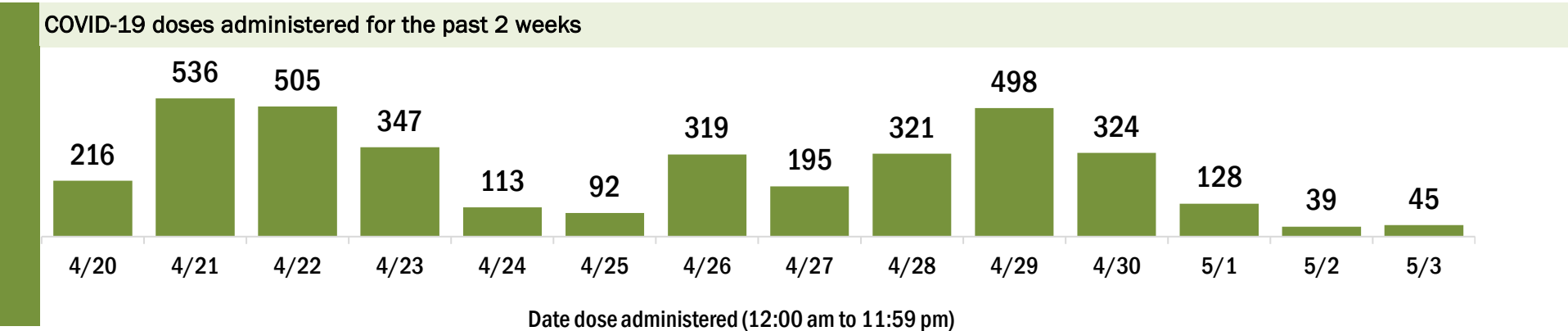
Data in this report are provisional and subject to change.

Data in this summary pertain to COVID-19 vaccines approved by the U.S. Food and Drug Administration and have been issued an Emergency Use Authorization (Janssen COVID-19 Vaccine, Moderna COVID-19 Vaccine and Pfizer-BioNTech COVID-19 Vaccine). These data summarize the number of people who have received either their first dose or have completed the series for a COVID-19 vaccine. **A person can only be counted in one category, first dose or series complete.** For persons receiving Moderna or Pfizer vaccines, once they receive their second dose, they are moved from the first dose column to the series completed column. **Because of this, the total first dose category may show a change from report to report not matching the total receiving their first dose from the previous day.** Persons receiving Johnson & Johnson vaccines will always be counted in the series completed column.

COVID-19 doses for vaccinated persons in Florida	
Doses administered	39,466
People receiving one dose of a 1-dose series (Johnson & Johnson) or receiving only one dose of a 2-dose series (Moderna, Pfizer) count once. Persons receiving both doses of a 2-dose series count twice.	

Current status of persons vaccinated for COVID-19 in Florida	
Total people vaccinated	23,662
First dose	6,740
Series completed	16,922
Completed 1-dose series	1,118
Completed 2-dose series	15,804
First dose: current number of people who have only received their first dose of the Moderna or Pfizer vaccine.	
Series complete: current number of people who have received both Moderna or Pfizer vaccine doses or one Johnson & Johnson dose and are considered fully immunized.	

Demographic summary	First dose	Series complete	Total people vaccinated
Age group	6,740	16,922	23,662
16-24 years	513	240	753
25-34 years	711	509	1,220
35-44 years	980	1,105	2,085
45-54 years	1,119	1,815	2,934
55-64 years	1,508	4,043	5,551
65-74 years	1,229	5,982	7,211
75-84 years	544	2,530	3,074
85+ years	136	698	834
Race	6,740	16,922	23,662
White	4,849	12,762	17,611
Black	323	301	624
American Indian/Alaskan	22	64	86
Other	478	774	1,252
Unknown	1,068	3,021	4,089
Other race includes Asian, native Hawaiian/Pacific Islander, or other.			
Ethnicity	6,740	16,922	23,662
Hispanic	414	399	813
Non-Hispanic	4,268	11,119	15,387
Unknown	2,058	5,404	7,462
Gender	6,740	16,922	23,662
Female	3,330	9,270	12,600
Male	3,408	7,650	11,058
Unknown	2	2	4



# COVID-19: Washington County vaccine summary

Vaccination data through May 3, 2021 as of May 4, 2021 at 12:05 AM

Data in this report are provisional and subject to change.

Data in this summary pertain to COVID-19 vaccines approved by the U.S. Food and Drug Administration and have been issued an Emergency Use Authorization (Janssen COVID-19 Vaccine, Moderna COVID-19 Vaccine and Pfizer-BioNTech COVID-19 Vaccine). These data summarize the number of people who have received either their first dose or have completed the series for a COVID-19 vaccine. **A person can only be counted in one category, first dose or series complete.** For persons receiving Moderna or Pfizer vaccines, once they receive their second dose, they are moved from the first dose column to the series completed column. **Because of this, the total first dose category may show a change from report to report not matching the total receiving their first dose from the previous day.** Persons receiving Johnson & Johnson vaccines will always be counted in the series completed column.

COVID-19 doses for vaccinated persons in Florida	
Doses administered	9,167
People receiving one dose of a 1-dose series (Johnson & Johnson) or receiving only one dose of a 2-dose series (Moderna, Pfizer) count once. Persons receiving both doses of a 2-dose series count twice.	

Current status of persons vaccinated for COVID-19 in Florida	
Total people vaccinated	5,470
First dose	1,431
Series completed	4,039
Completed 1-dose series	342
Completed 2-dose series	3,697
First dose: current number of people who have only received their first dose of the Moderna or Pfizer vaccine.	
Series complete: current number of people who have received both Moderna or Pfizer vaccine doses or one Johnson & Johnson dose and are considered fully immunized.	

Demographic summary	First dose	Series complete	Total people vaccinated
Age group	1,431	4,039	5,470
16-24 years	84	40	124
25-34 years	176	109	285
35-44 years	256	200	456
45-54 years	281	413	694
55-64 years	359	959	1,318
65-74 years	157	1,330	1,487
75-84 years	82	742	824
85+ years	36	246	282
Race	1,431	4,039	5,470
White	794	3,160	3,954
Black	171	422	593
American Indian/Alaskan	19	48	67
Other	48	190	238
Unknown	399	219	618
Other race includes Asian, native Hawaiian/Pacific Islander, or other.			
Ethnicity	1,431	4,039	5,470
Hispanic	50	72	122
Non-Hispanic	1,133	3,264	4,397
Unknown	248	703	951
Gender	1,431	4,039	5,470
Female	495	2,234	2,729
Male	935	1,805	2,740
Unknown	1	0	1

