

# COVID-19: Florida vaccine summary

Vaccination data through May 2, 2021 as of May 3, 2021 at 12:05 AM

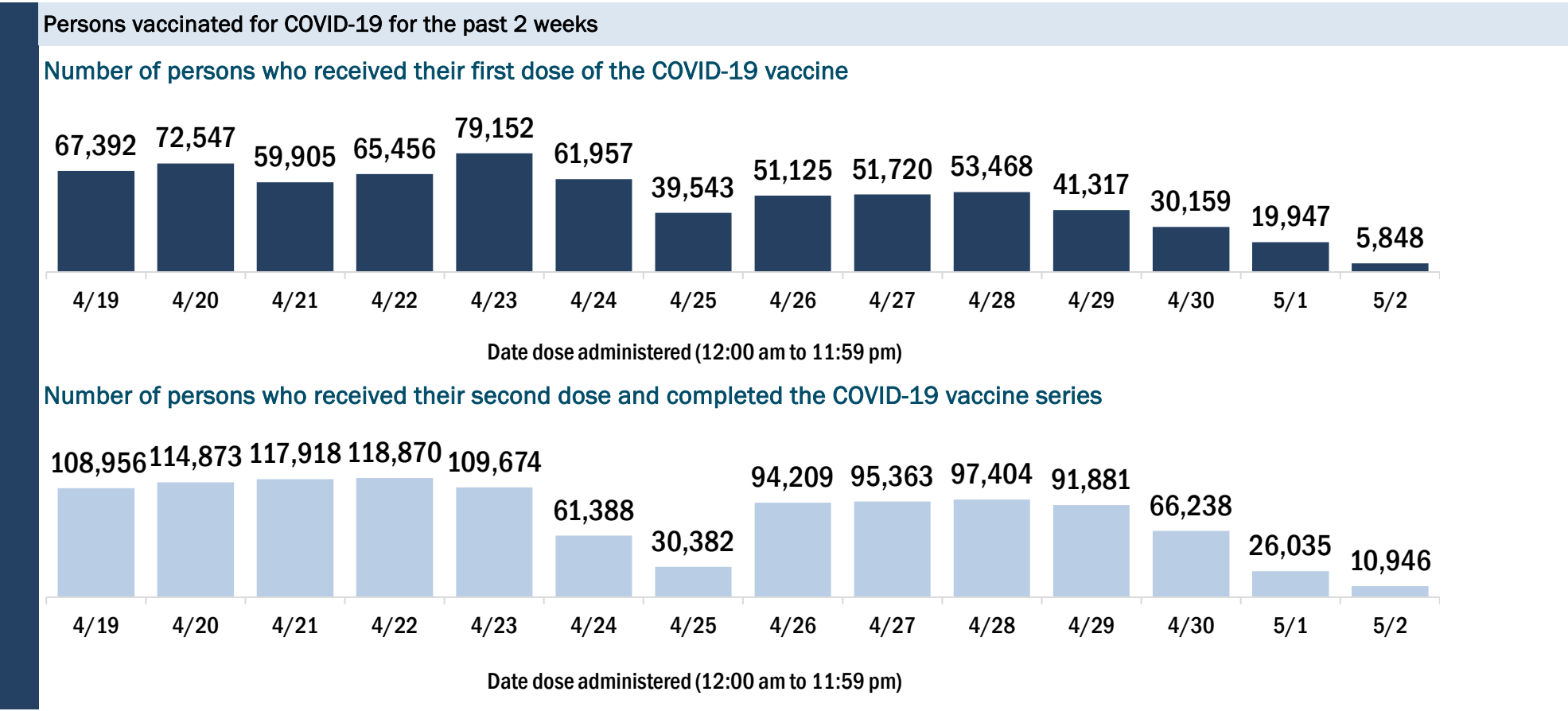
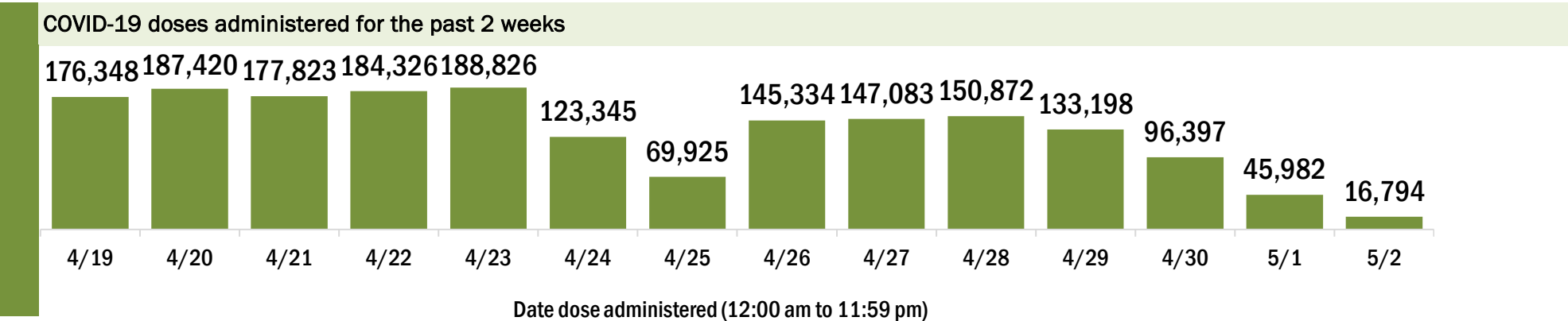
Data in this report are provisional and subject to change. Data are based on county of residence.

Data in this summary pertain to COVID-19 vaccines approved by the U.S. Food and Drug Administration and have been issued an Emergency Use Authorization (Janssen COVID-19 Vaccine, Moderna COVID-19 Vaccine and Pfizer-BioNTech COVID-19 Vaccine). These data summarize the number of people who have received either their first dose or have completed the series for a COVID-19 vaccine. **A person can only be counted in one category, first dose or series complete.** For persons receiving Moderna or Pfizer vaccines, once they receive their second dose, they are moved from the first dose column to the series completed column. **Because of this, the total first dose category may show a change from report to report not matching the total receiving their first dose from the previous day.** Persons receiving Johnson & Johnson vaccines will always be counted in the series completed column.

COVID-19 doses for vaccinated persons in Florida	
Doses administered	14,704,166
People receiving one dose of a 1-dose series (Johnson & Johnson) or receiving only one dose of a 2-dose series (Moderna, Pfizer) count once. Persons receiving both doses of a 2-dose series count twice.	

Current status of persons vaccinated for COVID-19 in Florida	
Total people vaccinated	8,915,278
First dose	2,567,339
Series completed	6,347,939
Completed 1-dose series	559,051
Completed 2-dose series	5,788,888
<b>First dose:</b> current number of people who have only received their first dose of the Moderna or Pfizer vaccine.	
<b>Series complete:</b> current number of people who have received both Moderna or Pfizer vaccine doses or one Johnson & Johnson dose and are considered fully immunized.	

Demographic summary	First dose	Series complete	Total people vaccinated
Age group	2,567,339	6,347,939	8,915,278
16-24 years	313,518	202,652	516,170
25-34 years	369,078	370,439	739,517
35-44 years	399,708	551,478	951,186
45-54 years	409,598	835,526	1,245,124
55-64 years	443,788	1,323,588	1,767,376
65-74 years	349,760	1,740,021	2,089,781
75-84 years	199,926	995,386	1,195,312
85+ years	81,963	328,849	410,812
Race	2,567,339	6,347,939	8,915,278
White	1,603,782	4,360,866	5,964,648
Black	197,964	417,860	615,824
American Indian/Alaskan	11,099	21,388	32,487
Other	308,212	649,475	957,687
Unknown	446,282	898,350	1,344,632
Other race includes Asian, native Hawaiian/Pacific Islander, or other.			
Ethnicity	2,567,339	6,347,939	8,915,278
Hispanic	556,533	884,664	1,441,197
Non-Hispanic	1,123,166	3,418,801	4,541,967
Unknown	887,640	2,044,474	2,932,114
Gender	2,567,339	6,347,939	8,915,278
Female	1,335,287	3,566,650	4,901,937
Male	1,219,410	2,771,671	3,991,081
Unknown	12,642	9,618	22,260



# COVID-19: Alachua County vaccine summary

Vaccination data through May 2, 2021 as of May 3, 2021 at 12:05 AM

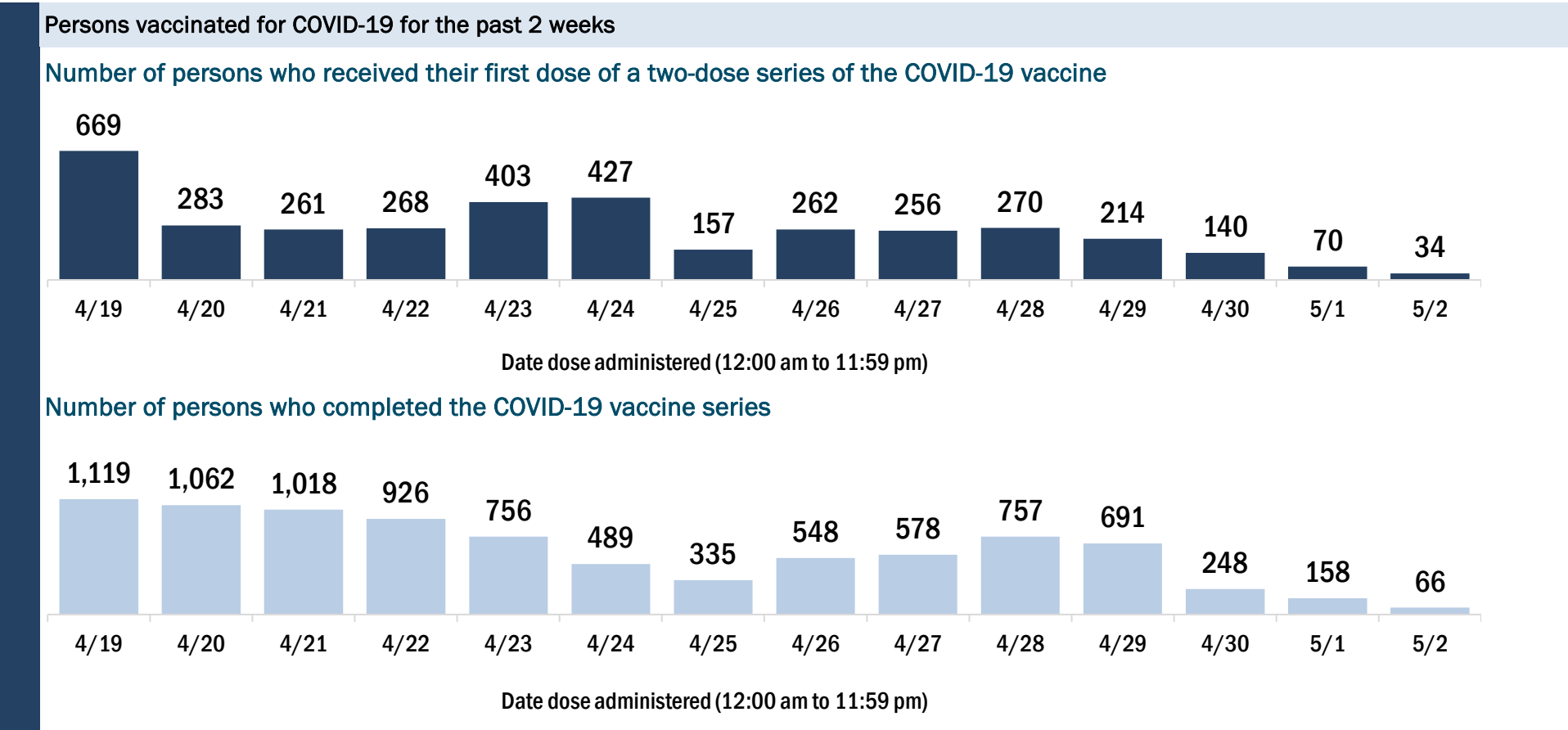
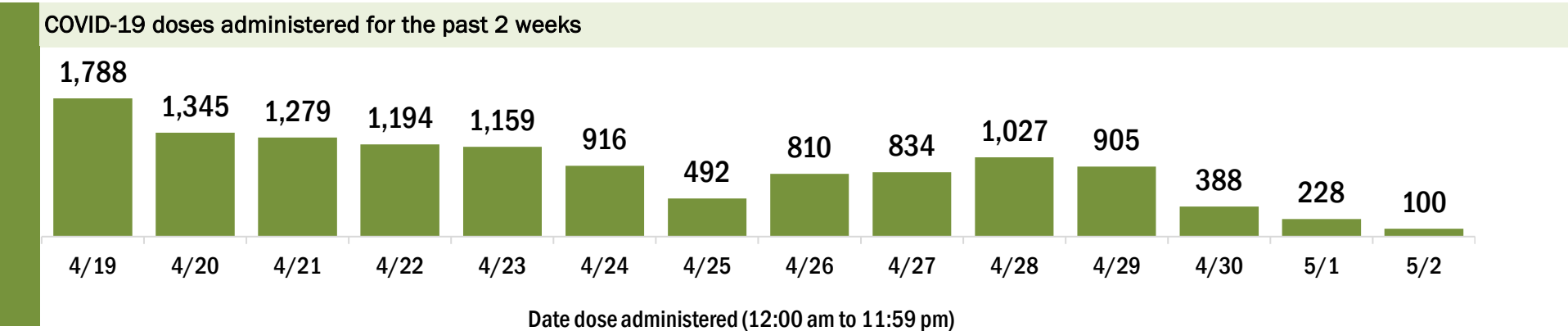
Data in this report are provisional and subject to change.

Data in this summary pertain to COVID-19 vaccines approved by the U.S. Food and Drug Administration and have been issued an Emergency Use Authorization (Janssen COVID-19 Vaccine, Moderna COVID-19 Vaccine and Pfizer-BioNTech COVID-19 Vaccine). These data summarize the number of people who have received either their first dose or have completed the series for a COVID-19 vaccine. **A person can only be counted in one category, first dose or series complete.** For persons receiving Moderna or Pfizer vaccines, once they receive their second dose, they are moved from the first dose column to the series completed column. **Because of this, the total first dose category may show a change from report to report not matching the total receiving their first dose from the previous day.** Persons receiving Johnson & Johnson vaccines will always be counted in the series completed column.

COVID-19 doses for vaccinated persons in Florida	
Doses administered	197,580
People receiving one dose of a 1-dose series (Johnson & Johnson) or receiving only one dose of a 2-dose series (Moderna, Pfizer) count once. Persons receiving both doses of a 2-dose series count twice.	

Current status of persons vaccinated for COVID-19 in Florida	
Total people vaccinated	117,283
First dose	32,616
Series completed	84,667
Completed 1-dose series	4,370
Completed 2-dose series	80,297
<b>First dose:</b> current number of people who have only received their first dose of the Moderna or Pfizer vaccine.	
<b>Series complete:</b> current number of people who have received both Moderna or Pfizer vaccine doses or one Johnson & Johnson dose and are considered fully immunized.	

Demographic summary	First dose	Series complete	Total people vaccinated
Age group	32,616	84,667	117,283
16-24 years	11,238	7,593	18,831
25-34 years	6,822	11,901	18,723
35-44 years	4,694	9,935	14,629
45-54 years	3,496	10,343	13,839
55-64 years	3,517	14,310	17,827
65-74 years	1,660	18,237	19,897
75-84 years	795	9,050	9,845
85+ years	394	3,298	3,692
Race	32,616	84,667	117,283
White	20,756	59,275	80,031
Black	3,657	8,280	11,937
American Indian/Alaskan	120	268	388
Other	5,713	12,609	18,322
Unknown	2,370	4,235	6,605
Other race includes Asian, native Hawaiian/Pacific Islander, or other.			
Ethnicity	32,616	84,667	117,283
Hispanic	4,590	6,123	10,713
Non-Hispanic	20,638	57,505	78,143
Unknown	7,388	21,039	28,427
Gender	32,616	84,667	117,283
Female	16,887	49,315	66,202
Male	15,671	35,314	50,985
Unknown	58	38	96



# COVID-19: Baker County vaccine summary

Vaccination data through May 2, 2021 as of May 3, 2021 at 12:05 AM

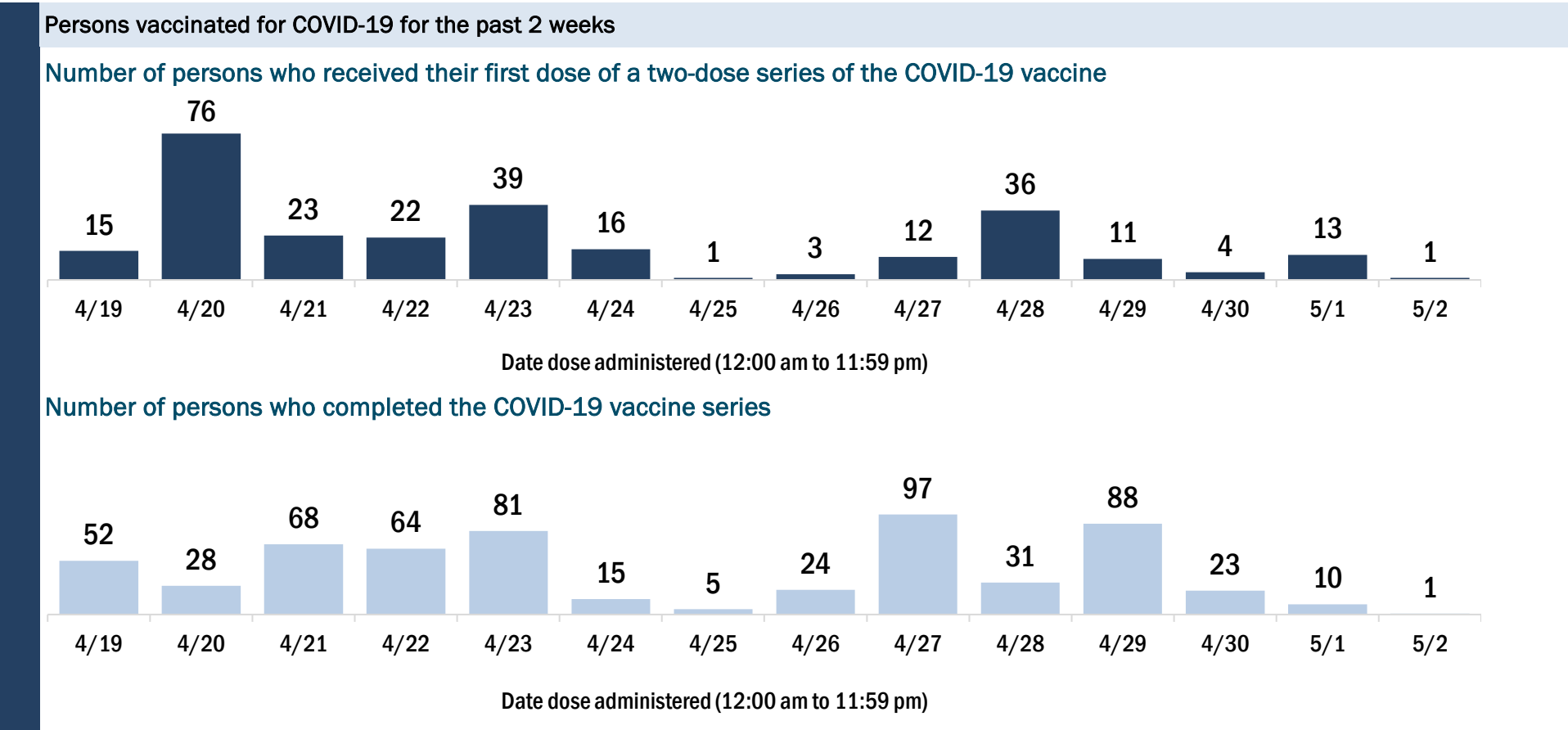
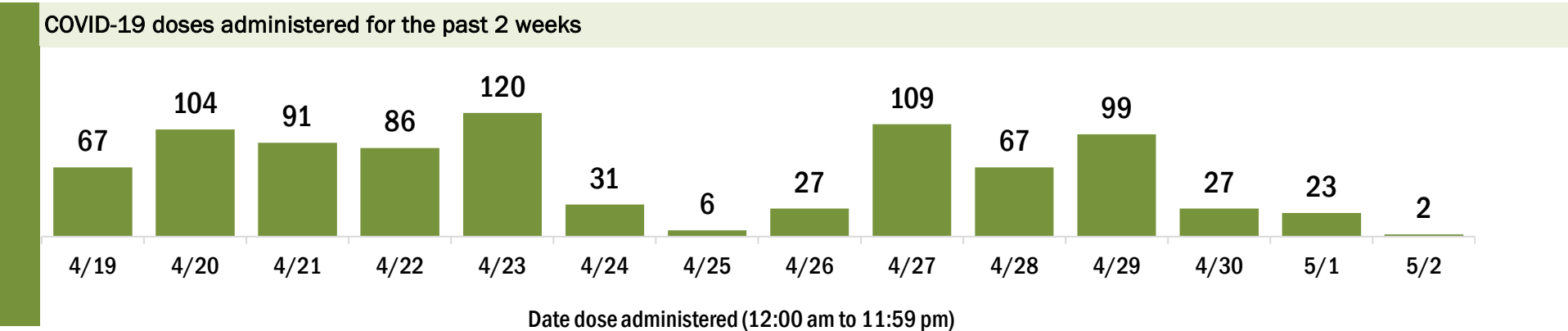
Data in this report are provisional and subject to change.

Data in this summary pertain to COVID-19 vaccines approved by the U.S. Food and Drug Administration and have been issued an Emergency Use Authorization (Janssen COVID-19 Vaccine, Moderna COVID-19 Vaccine and Pfizer-BioNTech COVID-19 Vaccine). These data summarize the number of people who have received either their first dose or have completed the series for a COVID-19 vaccine. **A person can only be counted in one category, first dose or series complete.** For persons receiving Moderna or Pfizer vaccines, once they receive their second dose, they are moved from the first dose column to the series completed column. **Because of this, the total first dose category may show a change from report to report not matching the total receiving their first dose from the previous day.** Persons receiving Johnson & Johnson vaccines will always be counted in the series completed column.

COVID-19 doses for vaccinated persons in Florida	
Doses administered	9,761
People receiving one dose of a 1-dose series (Johnson & Johnson) or receiving only one dose of a 2-dose series (Moderna, Pfizer) count once. Persons receiving both doses of a 2-dose series count twice.	

Current status of persons vaccinated for COVID-19 in Florida	
Total people vaccinated	5,903
First dose	1,901
Series completed	4,002
Completed 1-dose series	144
Completed 2-dose series	3,858
First dose: current number of people who have only received their first dose of the Moderna or Pfizer vaccine.	
Series complete: current number of people who have received both Moderna or Pfizer vaccine doses or one Johnson & Johnson dose and are considered fully immunized.	

Demographic summary	First dose	Series complete	Total people vaccinated
Age group	1,901	4,002	5,903
16-24 years	110	74	184
25-34 years	270	156	426
35-44 years	392	260	652
45-54 years	444	448	892
55-64 years	409	906	1,315
65-74 years	166	1,293	1,459
75-84 years	78	676	754
85+ years	32	189	221
Race	1,901	4,002	5,903
White	1,200	3,209	4,409
Black	531	349	880
American Indian/Alaskan	4	21	25
Other	122	217	339
Unknown	44	206	250
Other race includes Asian, native Hawaiian/Pacific Islander, or other.			
Ethnicity	1,901	4,002	5,903
Hispanic	58	79	137
Non-Hispanic	1,020	2,931	3,951
Unknown	823	992	1,815
Gender	1,901	4,002	5,903
Female	601	2,233	2,834
Male	1,299	1,768	3,067
Unknown	1	1	2



# COVID-19: Bay County vaccine summary

Vaccination data through May 2, 2021 as of May 3, 2021 at 12:05 AM

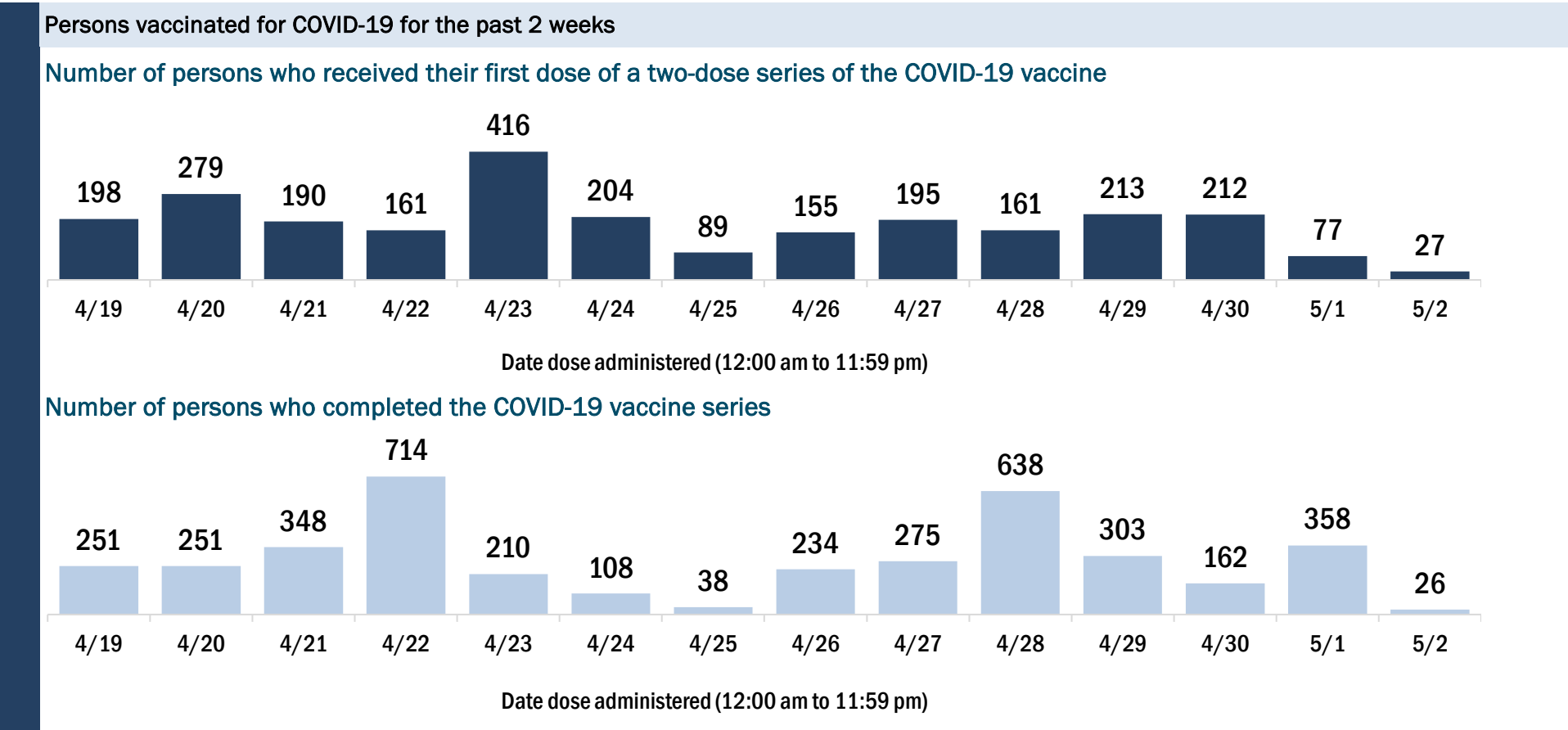
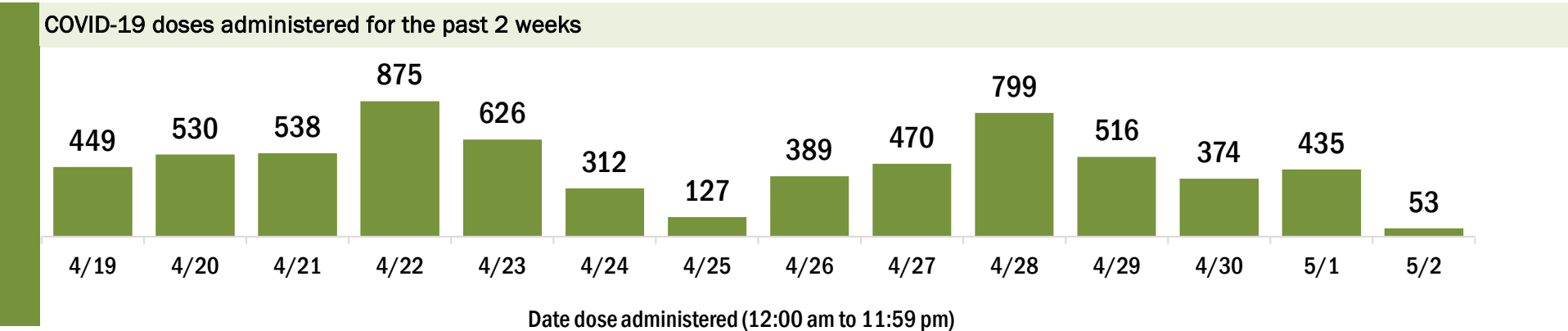
Data in this report are provisional and subject to change.

Data in this summary pertain to COVID-19 vaccines approved by the U.S. Food and Drug Administration and have been issued an Emergency Use Authorization (Janssen COVID-19 Vaccine, Moderna COVID-19 Vaccine and Pfizer-BioNTech COVID-19 Vaccine). These data summarize the number of people who have received either their first dose or have completed the series for a COVID-19 vaccine. **A person can only be counted in one category, first dose or series complete.** For persons receiving Moderna or Pfizer vaccines, once they receive their second dose, they are moved from the first dose column to the series completed column. **Because of this, the total first dose category may show a change from report to report not matching the total receiving their first dose from the previous day.** Persons receiving Johnson & Johnson vaccines will always be counted in the series completed column.

COVID-19 doses for vaccinated persons in Florida	
Doses administered	85,218
People receiving one dose of a 1-dose series (Johnson & Johnson) or receiving only one dose of a 2-dose series (Moderna, Pfizer) count once. Persons receiving both doses of a 2-dose series count twice.	

Current status of persons vaccinated for COVID-19 in Florida	
Total people vaccinated	51,350
First dose	12,344
Series completed	39,006
Completed 1-dose series	5,138
Completed 2-dose series	33,868
First dose: current number of people who have only received their first dose of the Moderna or Pfizer vaccine.	
Series complete: current number of people who have received both Moderna or Pfizer vaccine doses or one Johnson & Johnson dose and are considered fully immunized.	

Demographic summary	First dose	Series complete	Total people vaccinated
Age group	12,344	39,006	51,350
16-24 years	1,313	879	2,192
25-34 years	1,666	1,699	3,365
35-44 years	1,929	3,006	4,935
45-54 years	2,129	4,622	6,751
55-64 years	2,758	9,058	11,816
65-74 years	1,527	11,975	13,502
75-84 years	744	5,936	6,680
85+ years	278	1,831	2,109
Race	12,344	39,006	51,350
White	7,736	27,652	35,388
Black	887	2,498	3,385
American Indian/Alaskan	69	181	250
Other	1,512	3,007	4,519
Unknown	2,140	5,668	7,808
Other race includes Asian, native Hawaiian/Pacific Islander, or other.			
Ethnicity	12,344	39,006	51,350
Hispanic	1,055	1,444	2,499
Non-Hispanic	6,956	24,062	31,018
Unknown	4,333	13,500	17,833
Gender	12,344	39,006	51,350
Female	6,709	21,730	28,439
Male	5,630	17,270	22,900
Unknown	5	6	11





# COVID-19: Bradford County vaccine summary

Vaccination data through May 2, 2021 as of May 3, 2021 at 12:05 AM

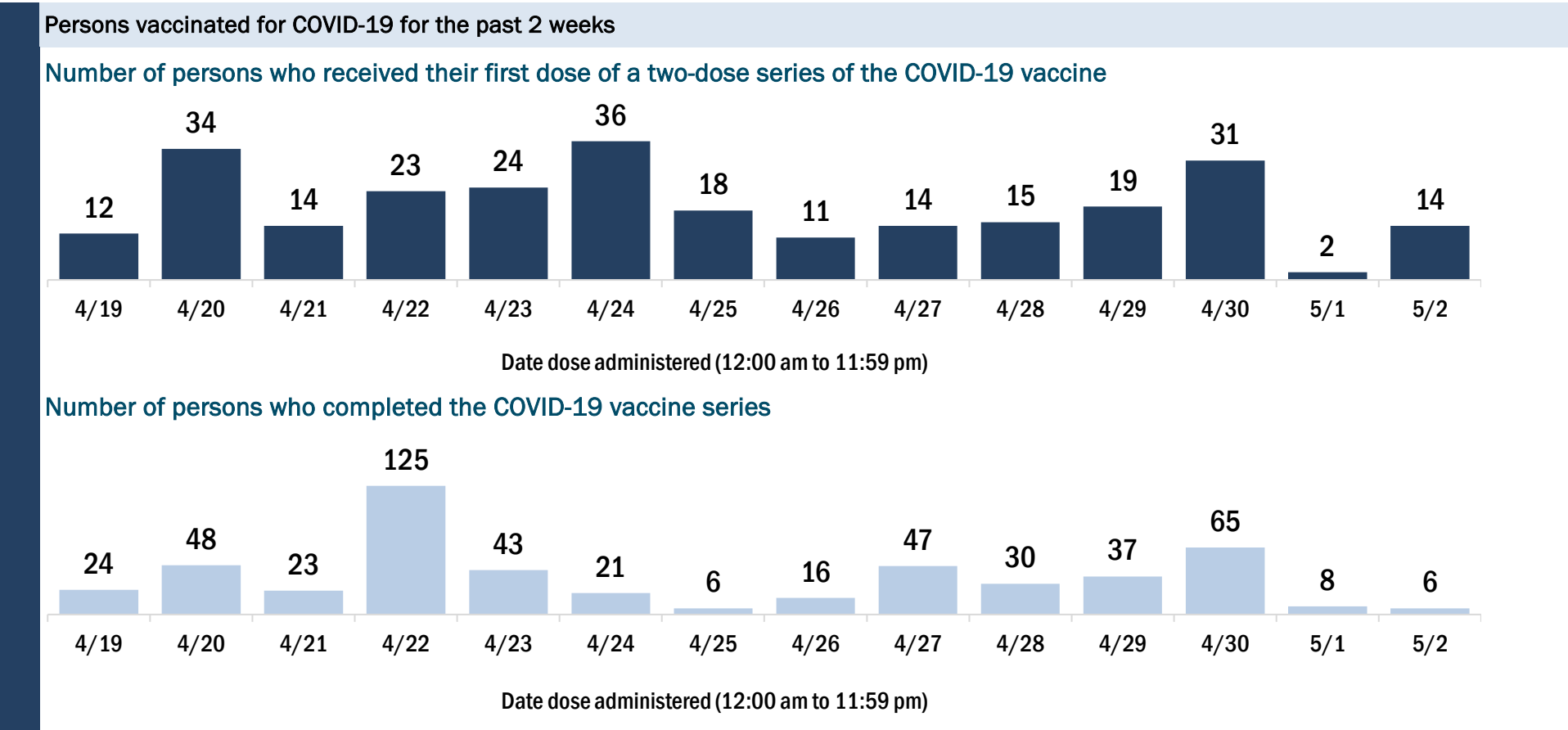
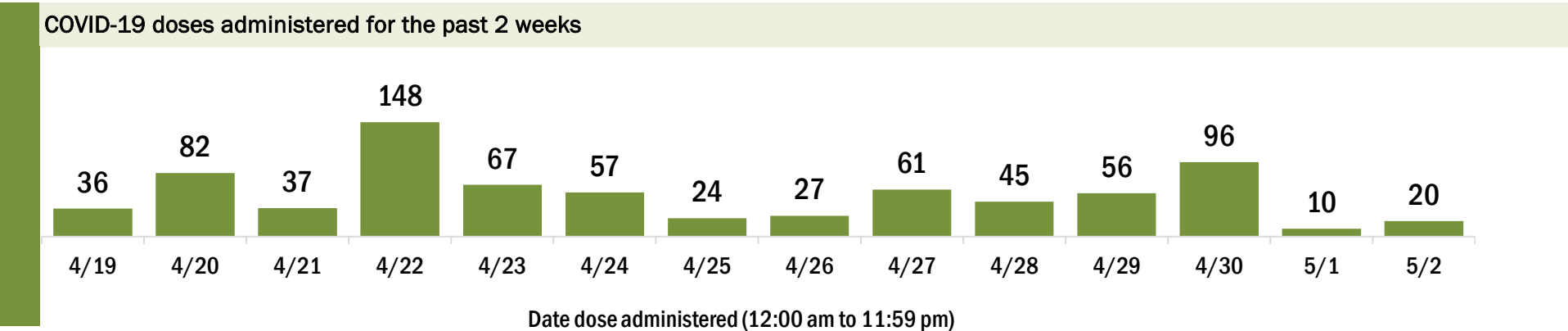
Data in this report are provisional and subject to change.

Data in this summary pertain to COVID-19 vaccines approved by the U.S. Food and Drug Administration and have been issued an Emergency Use Authorization (Janssen COVID-19 Vaccine, Moderna COVID-19 Vaccine and Pfizer-BioNTech COVID-19 Vaccine). These data summarize the number of people who have received either their first dose or have completed the series for a COVID-19 vaccine. **A person can only be counted in one category, first dose or series complete.** For persons receiving Moderna or Pfizer vaccines, once they receive their second dose, they are moved from the first dose column to the series completed column. **Because of this, the total first dose category may show a change from report to report not matching the total receiving their first dose from the previous day.** Persons receiving Johnson & Johnson vaccines will always be counted in the series completed column.

COVID-19 doses for vaccinated persons in Florida	
Doses administered	10,521
People receiving one dose of a 1-dose series (Johnson & Johnson) or receiving only one dose of a 2-dose series (Moderna, Pfizer) count once. Persons receiving both doses of a 2-dose series count twice.	

Current status of persons vaccinated for COVID-19 in Florida	
Total people vaccinated	6,629
First dose	2,397
Series completed	4,232
Completed 1-dose series	340
Completed 2-dose series	3,892
First dose: current number of people who have only received their first dose of the Moderna or Pfizer vaccine.	
Series complete: current number of people who have received both Moderna or Pfizer vaccine doses or one Johnson & Johnson dose and are considered fully immunized.	

Demographic summary	First dose	Series complete	Total people vaccinated
Age group	2,397	4,232	6,629
16-24 years	154	55	209
25-34 years	364	140	504
35-44 years	552	191	743
45-54 years	526	400	926
55-64 years	521	937	1,458
65-74 years	181	1,434	1,615
75-84 years	72	817	889
85+ years	27	258	285
Race	2,397	4,232	6,629
White	1,352	3,216	4,568
Black	802	507	1,309
American Indian/Alaskan	3	30	33
Other	169	340	509
Unknown	71	139	210
Other race includes Asian, native Hawaiian/Pacific Islander, or other.			
Ethnicity	2,397	4,232	6,629
Hispanic	148	62	210
Non-Hispanic	1,539	3,683	5,222
Unknown	710	487	1,197
Gender	2,397	4,232	6,629
Female	552	2,484	3,036
Male	1,844	1,748	3,592
Unknown	1	0	1



# COVID-19: Brevard County vaccine summary

Vaccination data through May 2, 2021 as of May 3, 2021 at 12:05 AM

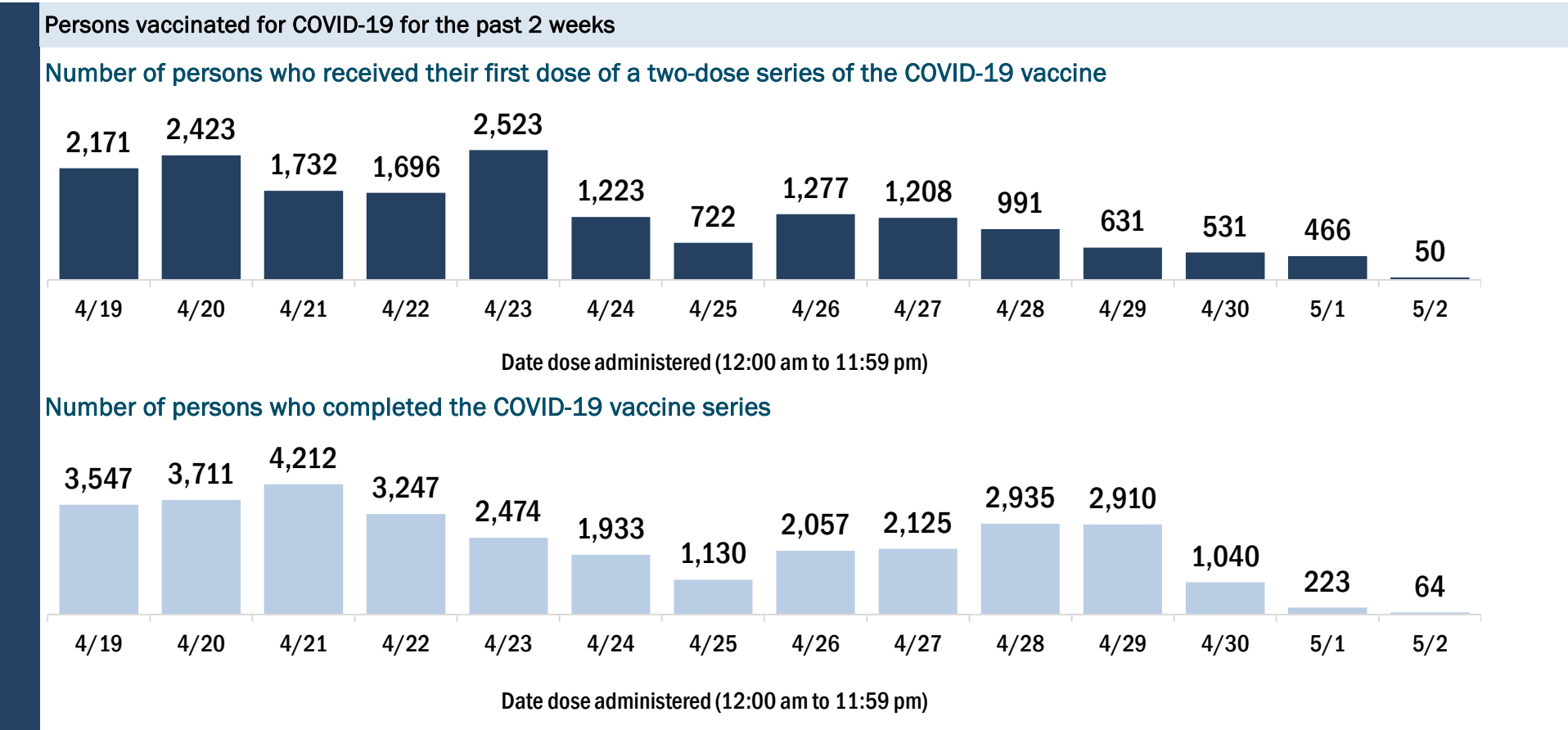
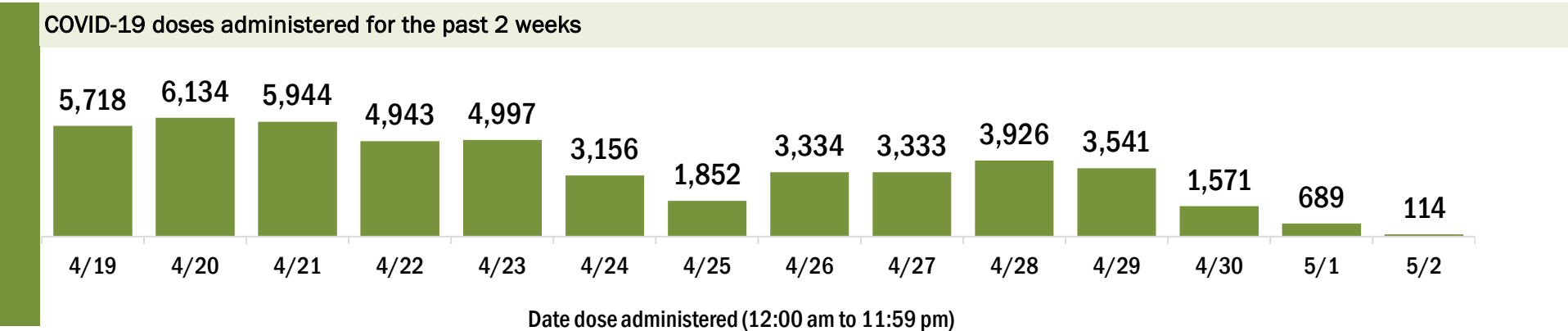
Data in this report are provisional and subject to change.

Data in this summary pertain to COVID-19 vaccines approved by the U.S. Food and Drug Administration and have been issued an Emergency Use Authorization (Janssen COVID-19 Vaccine, Moderna COVID-19 Vaccine and Pfizer-BioNTech COVID-19 Vaccine). These data summarize the number of people who have received either their first dose or have completed the series for a COVID-19 vaccine. **A person can only be counted in one category, first dose or series complete.** For persons receiving Moderna or Pfizer vaccines, once they receive their second dose, they are moved from the first dose column to the series completed column. **Because of this, the total first dose category may show a change from report to report not matching the total receiving their first dose from the previous day.** Persons receiving Johnson & Johnson vaccines will always be counted in the series completed column.

COVID-19 doses for vaccinated persons in Florida	
Doses administered	398,771
People receiving one dose of a 1-dose series (Johnson & Johnson) or receiving only one dose of a 2-dose series (Moderna, Pfizer) count once. Persons receiving both doses of a 2-dose series count twice.	

Current status of persons vaccinated for COVID-19 in Florida	
Total people vaccinated	243,724
First dose	72,219
Series completed	171,505
Completed 1-dose series	16,458
Completed 2-dose series	155,047
First dose: current number of people who have only received their first dose of the Moderna or Pfizer vaccine.	
Series complete: current number of people who have received both Moderna or Pfizer vaccine doses or one Johnson & Johnson dose and are considered fully immunized.	

Demographic summary	First dose	Series complete	Total people vaccinated
Age group	72,219	171,505	243,724
16-24 years	8,310	3,433	11,743
25-34 years	9,936	6,470	16,406
35-44 years	10,324	10,560	20,884
45-54 years	10,756	18,340	29,096
55-64 years	14,856	40,092	54,948
65-74 years	9,871	52,181	62,052
75-84 years	5,648	29,697	35,345
85+ years	2,518	10,732	13,250
Race	72,219	171,505	243,724
White	47,836	116,611	164,447
Black	5,081	8,673	13,754
American Indian/Alaskan	382	745	1,127
Other	7,268	15,033	22,301
Unknown	11,652	30,443	42,095
Other race includes Asian, native Hawaiian/Pacific Islander, or other.			
Ethnicity	72,219	171,505	243,724
Hispanic	6,686	7,872	14,558
Non-Hispanic	42,826	95,059	137,885
Unknown	22,707	68,574	91,281
Gender	72,219	171,505	243,724
Female	37,979	98,726	136,705
Male	34,070	72,566	106,636
Unknown	170	213	383



# COVID-19: Broward County vaccine summary

Vaccination data through May 2, 2021 as of May 3, 2021 at 12:05 AM

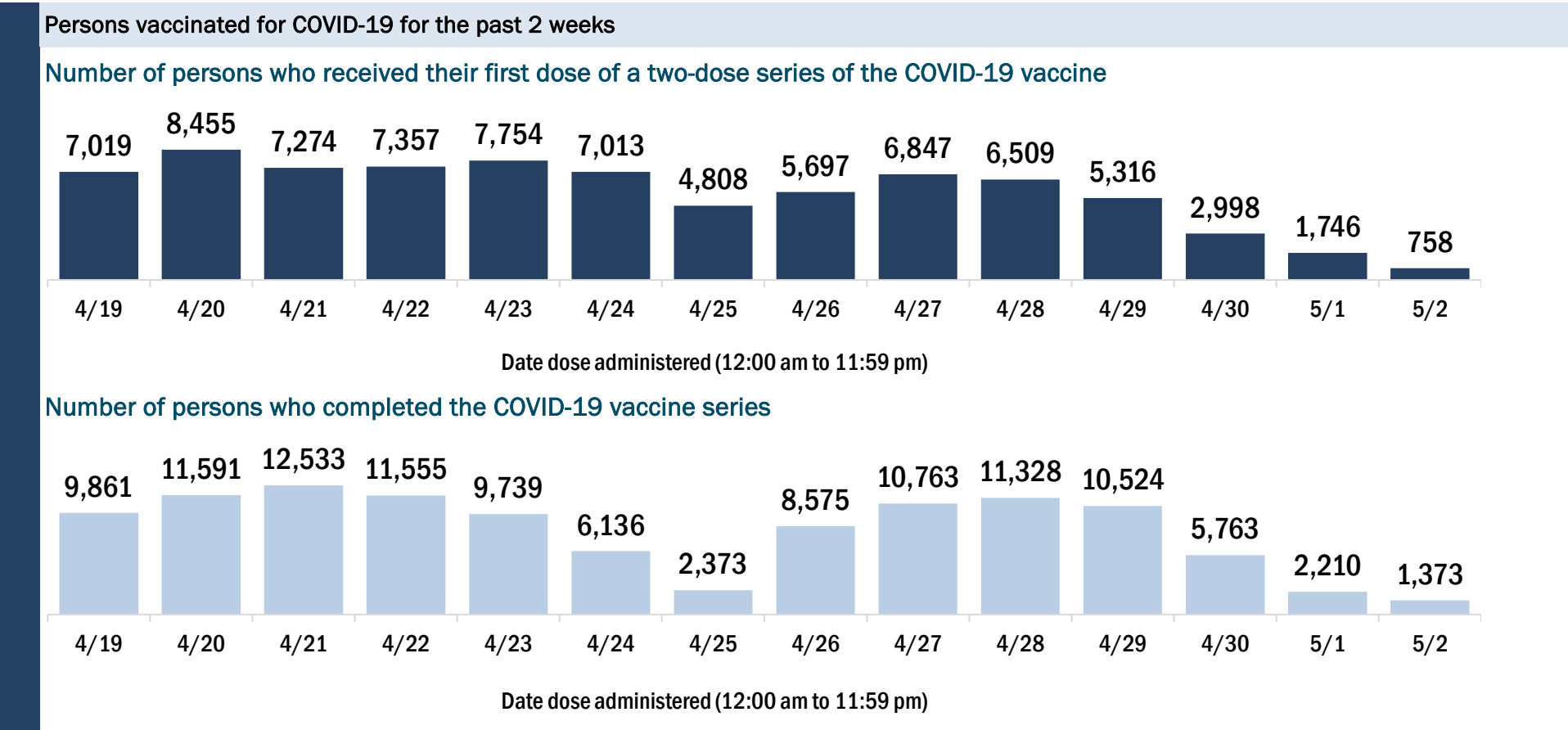
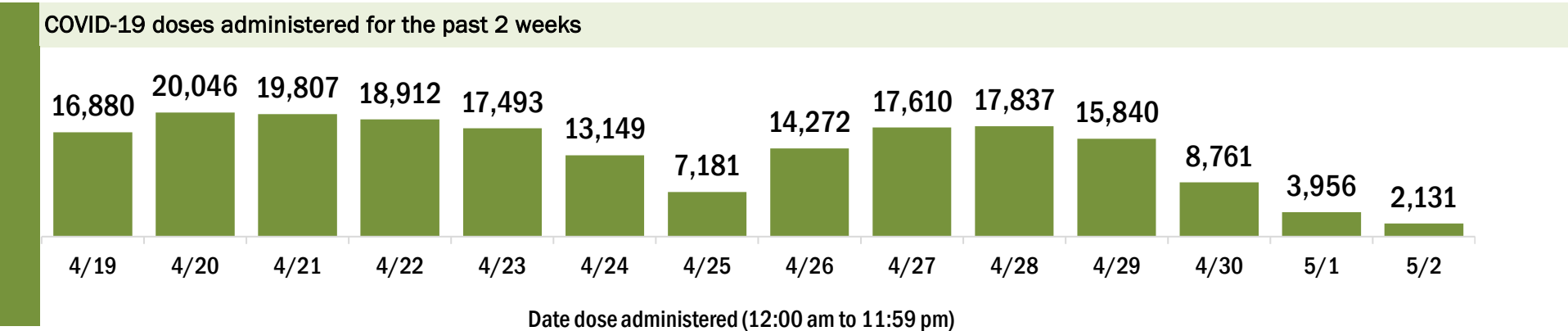
Data in this report are provisional and subject to change.

Data in this summary pertain to COVID-19 vaccines approved by the U.S. Food and Drug Administration and have been issued an Emergency Use Authorization (Janssen COVID-19 Vaccine, Moderna COVID-19 Vaccine and Pfizer-BioNTech COVID-19 Vaccine). These data summarize the number of people who have received either their first dose or have completed the series for a COVID-19 vaccine. **A person can only be counted in one category, first dose or series complete.** For persons receiving Moderna or Pfizer vaccines, once they receive their second dose, they are moved from the first dose column to the series completed column. **Because of this, the total first dose category may show a change from report to report not matching the total receiving their first dose from the previous day.** Persons receiving Johnson & Johnson vaccines will always be counted in the series completed column.

COVID-19 doses for vaccinated persons in Florida	
Doses administered	1,359,118
People receiving one dose of a 1-dose series (Johnson & Johnson) or receiving only one dose of a 2-dose series (Moderna, Pfizer) count once. Persons receiving both doses of a 2-dose series count twice.	

Current status of persons vaccinated for COVID-19 in Florida	
Total people vaccinated	829,120
First dose	254,101
Series completed	575,019
Completed 1-dose series	45,021
Completed 2-dose series	529,998
First dose: current number of people who have only received their first dose of the Moderna or Pfizer vaccine.	
Series complete: current number of people who have received both Moderna or Pfizer vaccine doses or one Johnson & Johnson dose and are considered fully immunized.	

Demographic summary	First dose	Series complete	Total people vaccinated
Age group	254,101	575,019	829,120
16-24 years	31,724	21,227	52,951
25-34 years	36,701	36,790	73,491
35-44 years	43,536	61,819	105,355
45-54 years	45,256	97,858	143,114
55-64 years	43,762	134,543	178,305
65-74 years	30,153	131,416	161,569
75-84 years	15,663	66,892	82,555
85+ years	7,306	24,474	31,780
Race	254,101	575,019	829,120
White	140,280	359,784	500,064
Black	33,538	69,551	103,089
American Indian/Alaskan	1,038	2,355	3,393
Other	32,686	66,120	98,806
Unknown	46,559	77,209	123,768
Other race includes Asian, native Hawaiian/Pacific Islander, or other.			
Ethnicity	254,101	575,019	829,120
Hispanic	72,220	126,059	198,279
Non-Hispanic	98,530	287,190	385,720
Unknown	83,351	161,770	245,121
Gender	254,101	575,019	829,120
Female	132,301	314,746	447,047
Male	120,973	259,285	380,258
Unknown	827	988	1,815



# COVID-19: Calhoun County vaccine summary

Vaccination data through May 2, 2021 as of May 3, 2021 at 12:05 AM

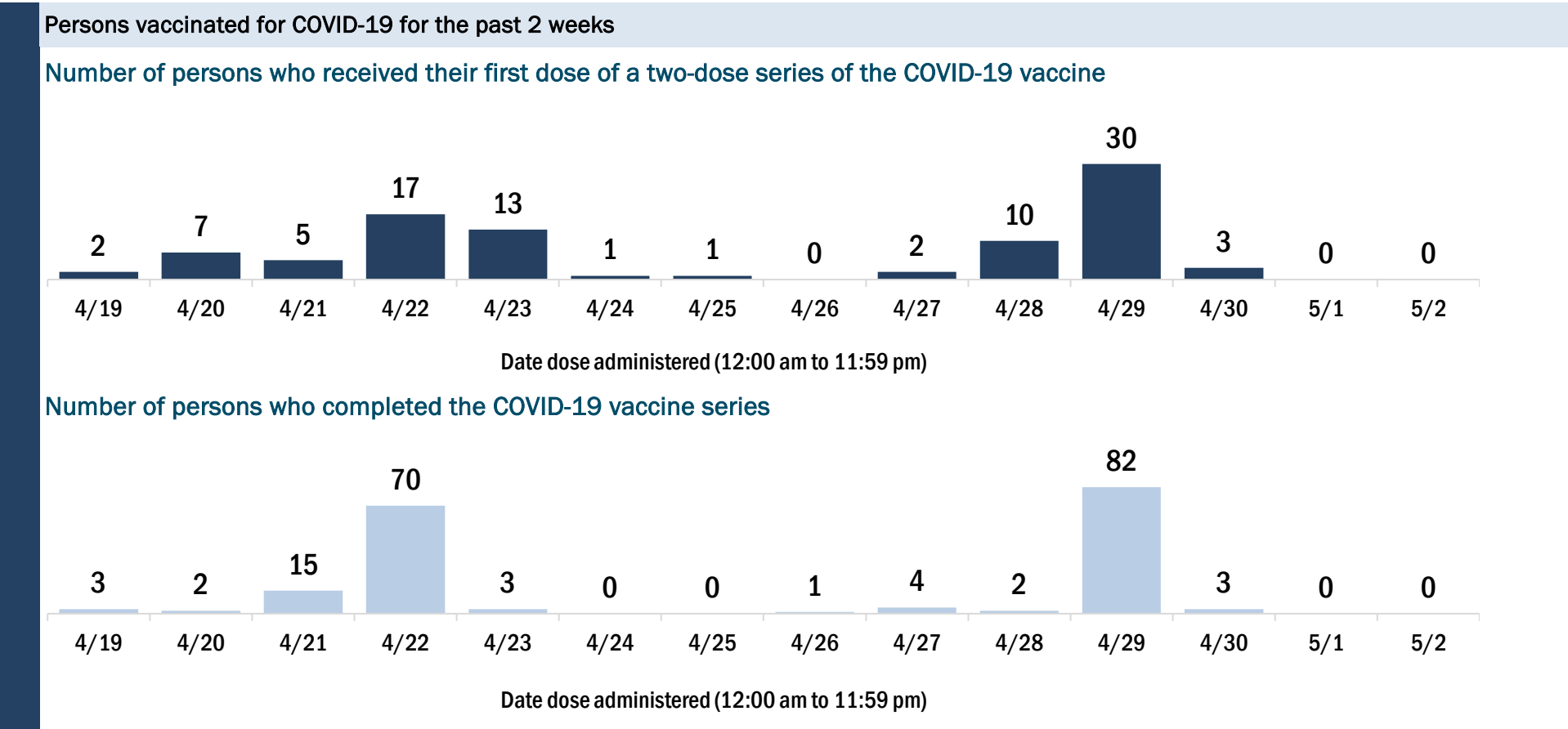

Data in this report are provisional and subject to change.

Data in this summary pertain to COVID-19 vaccines approved by the U.S. Food and Drug Administration and have been issued an Emergency Use Authorization (Janssen COVID-19 Vaccine, Moderna COVID-19 Vaccine and Pfizer-BioNTech COVID-19 Vaccine). These data summarize the number of people who have received either their first dose or have completed the series for a COVID-19 vaccine. **A person can only be counted in one category, first dose or series complete.** For persons receiving Moderna or Pfizer vaccines, once they receive their second dose, they are moved from the first dose column to the series completed column. **Because of this, the total first dose category may show a change from report to report not matching the total receiving their first dose from the previous day.** Persons receiving Johnson & Johnson vaccines will always be counted in the series completed column.

COVID-19 doses for vaccinated persons in Florida	
Doses administered	5,311
People receiving one dose of a 1-dose series (Johnson & Johnson) or receiving only one dose of a 2-dose series (Moderna, Pfizer) count once. Persons receiving both doses of a 2-dose series count twice.	

Current status of persons vaccinated for COVID-19 in Florida	
Total people vaccinated	3,156
First dose	831
Series completed	2,325
Completed 1-dose series	170
Completed 2-dose series	2,155
First dose: current number of people who have only received their first dose of the Moderna or Pfizer vaccine.	
Series complete: current number of people who have received both Moderna or Pfizer vaccine doses or one Johnson & Johnson dose and are considered fully immunized.	

Demographic summary	First dose	Series complete	Total people vaccinated
Age group	831	2,325	3,156
16-24 years	50	26	76
25-34 years	102	61	163
35-44 years	166	119	285
45-54 years	188	219	407
55-64 years	165	453	618
65-74 years	88	801	889
75-84 years	51	466	517
85+ years	21	180	201
Race	831	2,325	3,156
White	514	1,635	2,149
Black	198	151	349
American Indian/Alaskan	4	15	19
Other	67	322	389
Unknown	48	202	250
Other race includes Asian, native Hawaiian/Pacific Islander, or other.			
Ethnicity	831	2,325	3,156
Hispanic	15	41	56
Non-Hispanic	219	1,298	1,517
Unknown	597	986	1,583
Gender	831	2,325	3,156
Female	227	1,295	1,522
Male	604	1,029	1,633
Unknown	0	1	1





# COVID-19: Charlotte County vaccine summary

Vaccination data through May 2, 2021 as of May 3, 2021 at 12:05 AM

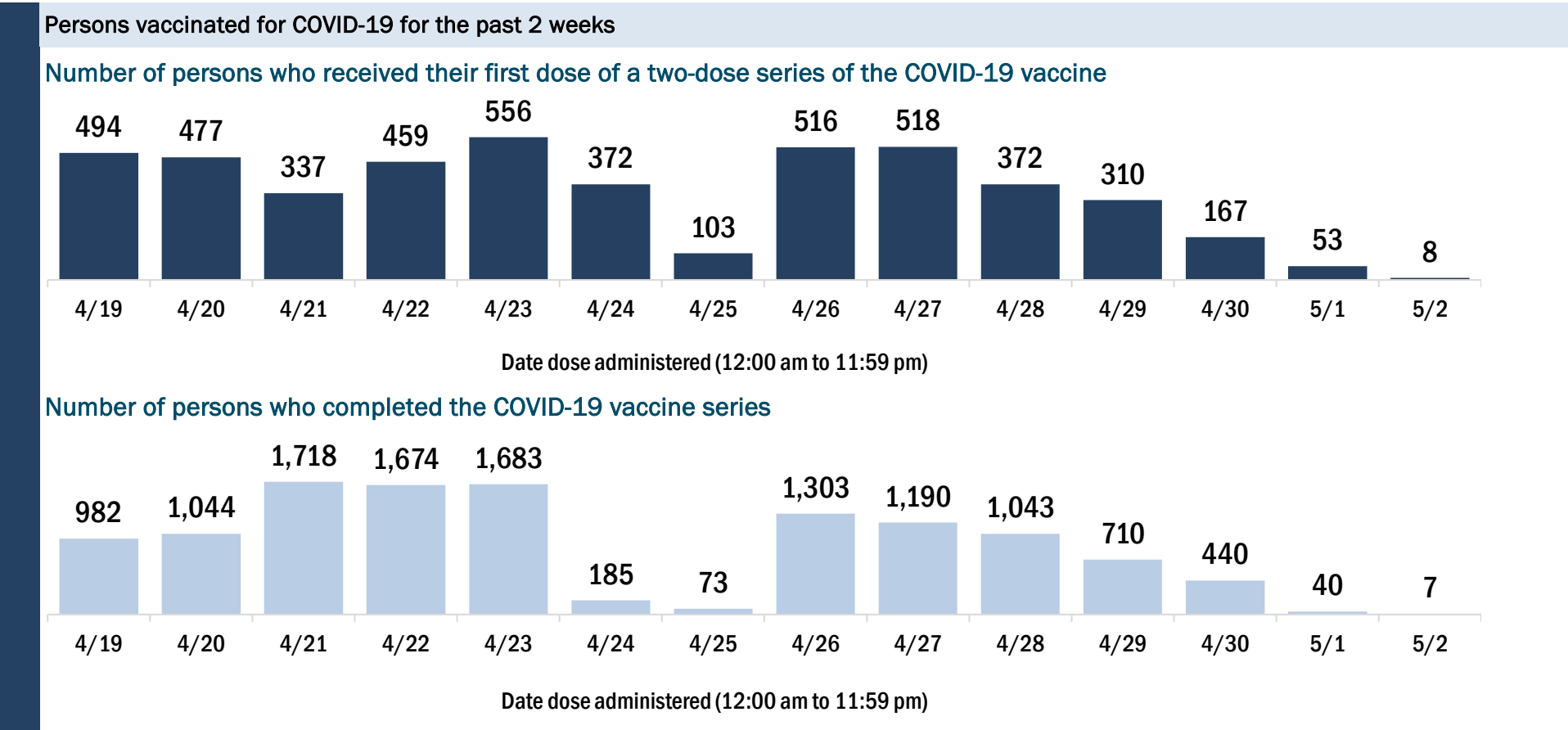
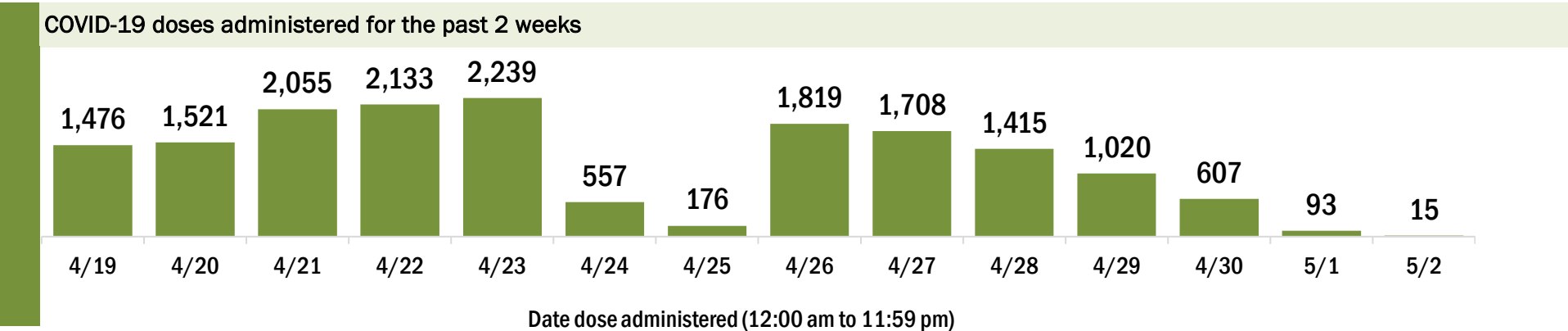
Data in this report are provisional and subject to change.

Data in this summary pertain to COVID-19 vaccines approved by the U.S. Food and Drug Administration and have been issued an Emergency Use Authorization (Janssen COVID-19 Vaccine, Moderna COVID-19 Vaccine and Pfizer-BioNTech COVID-19 Vaccine). These data summarize the number of people who have received either their first dose or have completed the series for a COVID-19 vaccine. **A person can only be counted in one category, first dose or series complete.** For persons receiving Moderna or Pfizer vaccines, once they receive their second dose, they are moved from the first dose column to the series completed column. **Because of this, the total first dose category may show a change from report to report not matching the total receiving their first dose from the previous day.** Persons receiving Johnson & Johnson vaccines will always be counted in the series completed column.

COVID-19 doses for vaccinated persons in Florida	
Doses administered	173,938
People receiving one dose of a 1-dose series (Johnson & Johnson) or receiving only one dose of a 2-dose series (Moderna, Pfizer) count once. Persons receiving both doses of a 2-dose series count twice.	

Current status of persons vaccinated for COVID-19 in Florida	
Total people vaccinated	103,749
First dose	28,137
Series completed	75,612
Completed 1-dose series	5,423
Completed 2-dose series	70,189
First dose: current number of people who have only received their first dose of the Moderna or Pfizer vaccine.	
Series complete: current number of people who have received both Moderna or Pfizer vaccine doses or one Johnson & Johnson dose and are considered fully immunized.	

Demographic summary	First dose	Series complete	Total people vaccinated
Age group	28,137	75,612	103,749
16-24 years	1,490	475	1,965
25-34 years	1,655	954	2,609
35-44 years	2,034	1,728	3,762
45-54 years	2,986	4,431	7,417
55-64 years	6,481	14,015	20,496
65-74 years	7,235	30,458	37,693
75-84 years	4,667	18,301	22,968
85+ years	1,589	5,250	6,839
Race	28,137	75,612	103,749
White	21,089	58,081	79,170
Black	952	1,344	2,296
American Indian/Alaskan	149	307	456
Other	2,048	4,796	6,844
Unknown	3,899	11,084	14,983
Other race includes Asian, native Hawaiian/Pacific Islander, or other.			
Ethnicity	28,137	75,612	103,749
Hispanic	1,355	1,801	3,156
Non-Hispanic	16,500	45,991	62,491
Unknown	10,282	27,820	38,102
Gender	28,137	75,612	103,749
Female	14,558	42,230	56,788
Male	13,549	33,355	46,904
Unknown	30	27	57



# COVID-19: Citrus County vaccine summary

Vaccination data through May 2, 2021 as of May 3, 2021 at 12:05 AM

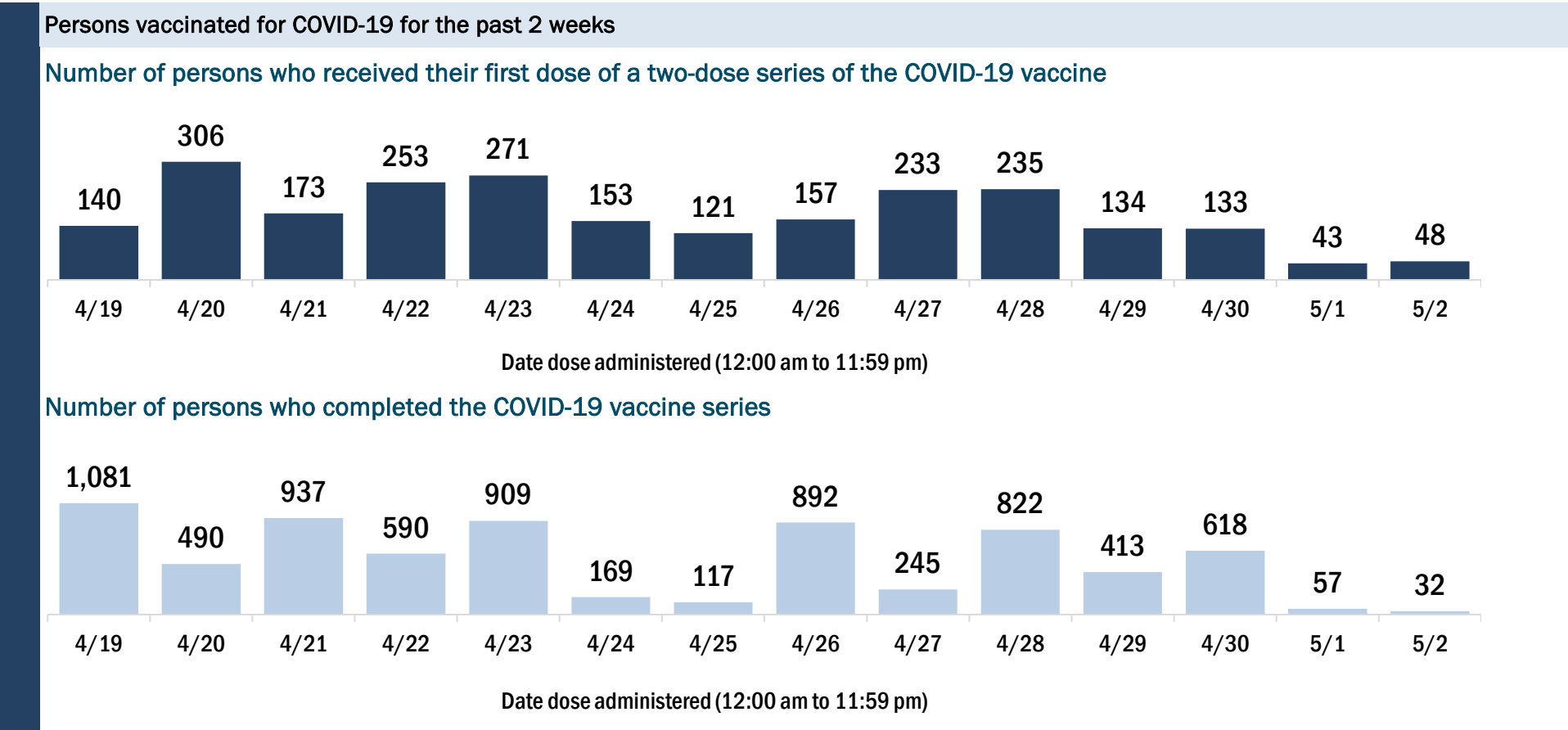
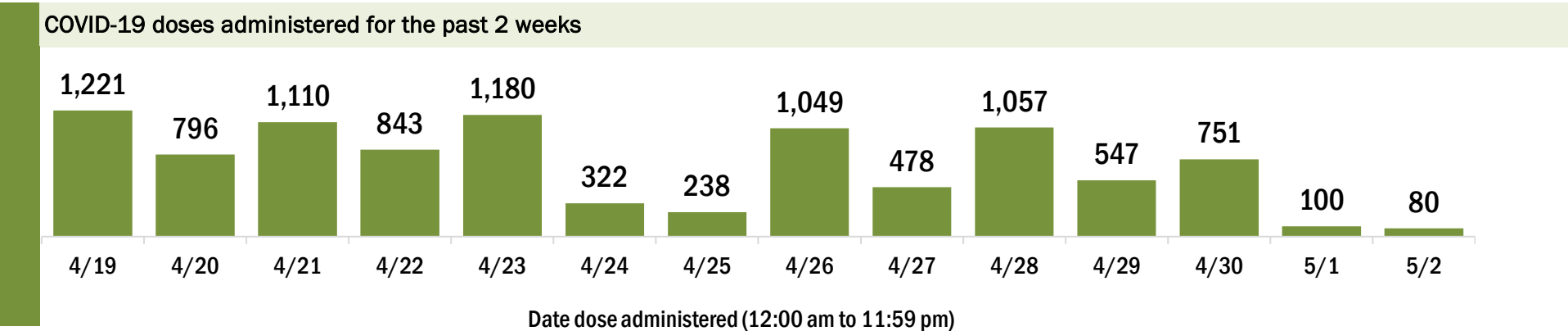
Data in this report are provisional and subject to change.

Data in this summary pertain to COVID-19 vaccines approved by the U.S. Food and Drug Administration and have been issued an Emergency Use Authorization (Janssen COVID-19 Vaccine, Moderna COVID-19 Vaccine and Pfizer-BioNTech COVID-19 Vaccine). These data summarize the number of people who have received either their first dose or have completed the series for a COVID-19 vaccine. **A person can only be counted in one category, first dose or series complete.** For persons receiving Moderna or Pfizer vaccines, once they receive their second dose, they are moved from the first dose column to the series completed column. **Because of this, the total first dose category may show a change from report to report not matching the total receiving their first dose from the previous day.** Persons receiving Johnson & Johnson vaccines will always be counted in the series completed column.

COVID-19 doses for vaccinated persons in Florida	
Doses administered	105,329
People receiving one dose of a 1-dose series (Johnson & Johnson) or receiving only one dose of a 2-dose series (Moderna, Pfizer) count once. Persons receiving both doses of a 2-dose series count twice.	

Current status of persons vaccinated for COVID-19 in Florida	
Total people vaccinated	60,035
First dose	13,235
Series completed	46,800
Completed 1-dose series	1,506
Completed 2-dose series	45,294
<b>First dose:</b> current number of people who have only received their first dose of the Moderna or Pfizer vaccine.	
<b>Series complete:</b> current number of people who have received both Moderna or Pfizer vaccine doses or one Johnson & Johnson dose and are considered fully immunized.	

Demographic summary	First dose	Series complete	Total people vaccinated
Age group	13,235	46,800	60,035
16-24 years	867	417	1,284
25-34 years	953	753	1,706
35-44 years	1,177	1,177	2,354
45-54 years	1,743	2,697	4,440
55-64 years	2,996	7,976	10,972
65-74 years	2,965	18,133	21,098
75-84 years	1,897	12,126	14,023
85+ years	637	3,521	4,158
Race	13,235	46,800	60,035
White	10,199	35,276	45,475
Black	282	671	953
American Indian/Alaskan	76	252	328
Other	892	3,086	3,978
Unknown	1,786	7,515	9,301
Other race includes Asian, native Hawaiian/Pacific Islander, or other.			
Ethnicity	13,235	46,800	60,035
Hispanic	740	1,326	2,066
Non-Hispanic	8,486	27,705	36,191
Unknown	4,009	17,769	21,778
Gender	13,235	46,800	60,035
Female	7,245	26,702	33,947
Male	5,966	20,085	26,051
Unknown	24	13	37



# COVID-19: Clay County vaccine summary

Vaccination data through May 2, 2021 as of May 3, 2021 at 12:05 AM

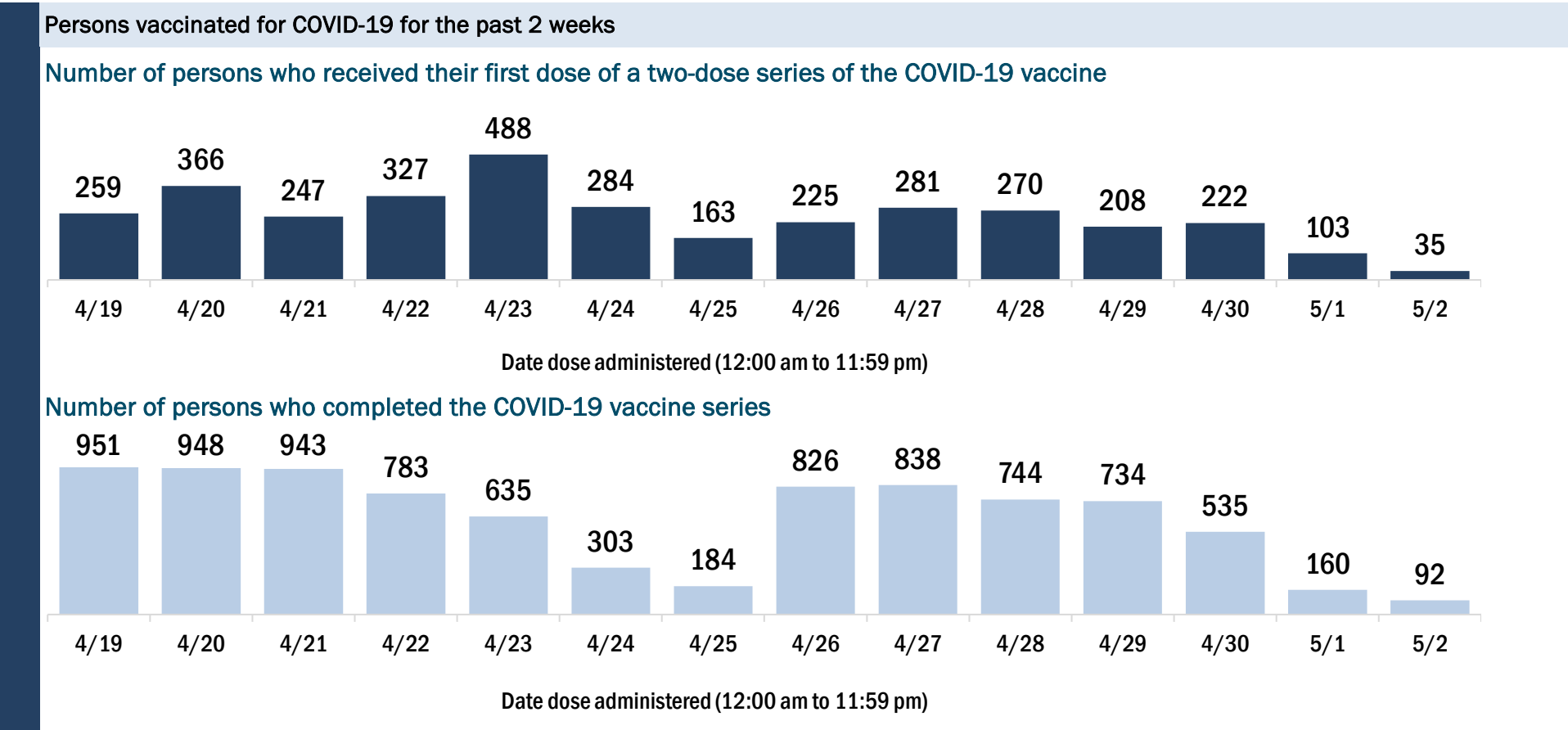
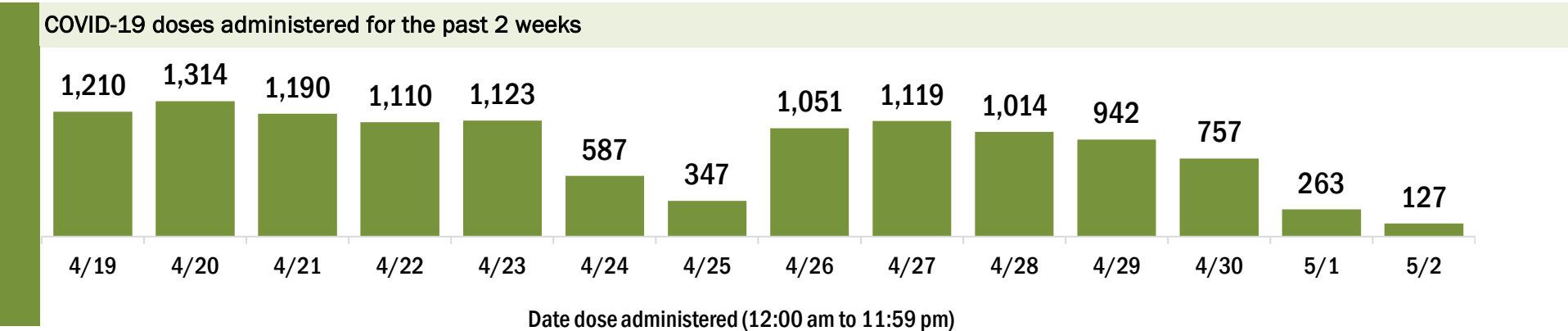
Data in this report are provisional and subject to change.

Data in this summary pertain to COVID-19 vaccines approved by the U.S. Food and Drug Administration and have been issued an Emergency Use Authorization (Janssen COVID-19 Vaccine, Moderna COVID-19 Vaccine and Pfizer-BioNTech COVID-19 Vaccine). These data summarize the number of people who have received either their first dose or have completed the series for a COVID-19 vaccine. **A person can only be counted in one category, first dose or series complete.** For persons receiving Moderna or Pfizer vaccines, once they receive their second dose, they are moved from the first dose column to the series completed column. **Because of this, the total first dose category may show a change from report to report not matching the total receiving their first dose from the previous day.** Persons receiving Johnson & Johnson vaccines will always be counted in the series completed column.

COVID-19 doses for vaccinated persons in Florida	
Doses administered	109,665
People receiving one dose of a 1-dose series (Johnson & Johnson) or receiving only one dose of a 2-dose series (Moderna, Pfizer) count once. Persons receiving both doses of a 2-dose series count twice.	

Current status of persons vaccinated for COVID-19 in Florida	
Total people vaccinated	63,248
First dose	13,736
Series completed	49,512
Completed 1-dose series	3,095
Completed 2-dose series	46,417
<b>First dose:</b> current number of people who have only received their first dose of the Moderna or Pfizer vaccine.	
<b>Series complete:</b> current number of people who have received both Moderna or Pfizer vaccine doses or one Johnson & Johnson dose and are considered fully immunized.	

Demographic summary	First dose	Series complete	Total people vaccinated
Age group	13,736	49,512	63,248
16-24 years	2,028	1,787	3,815
25-34 years	1,835	2,457	4,292
35-44 years	2,262	4,384	6,646
45-54 years	2,388	7,000	9,388
55-64 years	2,665	10,999	13,664
65-74 years	1,360	13,914	15,274
75-84 years	848	6,906	7,754
85+ years	350	2,065	2,415
Race	13,736	49,512	63,248
White	7,891	35,390	43,281
Black	1,244	3,409	4,653
American Indian/Alaskan	61	231	292
Other	1,887	4,758	6,645
Unknown	2,653	5,724	8,377
Other race includes Asian, native Hawaiian/Pacific Islander, or other.			
Ethnicity	13,736	49,512	63,248
Hispanic	1,238	2,461	3,699
Non-Hispanic	7,648	36,075	43,723
Unknown	4,850	10,976	15,826
Gender	13,736	49,512	63,248
Female	7,440	28,510	35,950
Male	6,129	20,997	27,126
Unknown	167	5	172



# COVID-19: Collier County vaccine summary

Vaccination data through May 2, 2021 as of May 3, 2021 at 12:05 AM

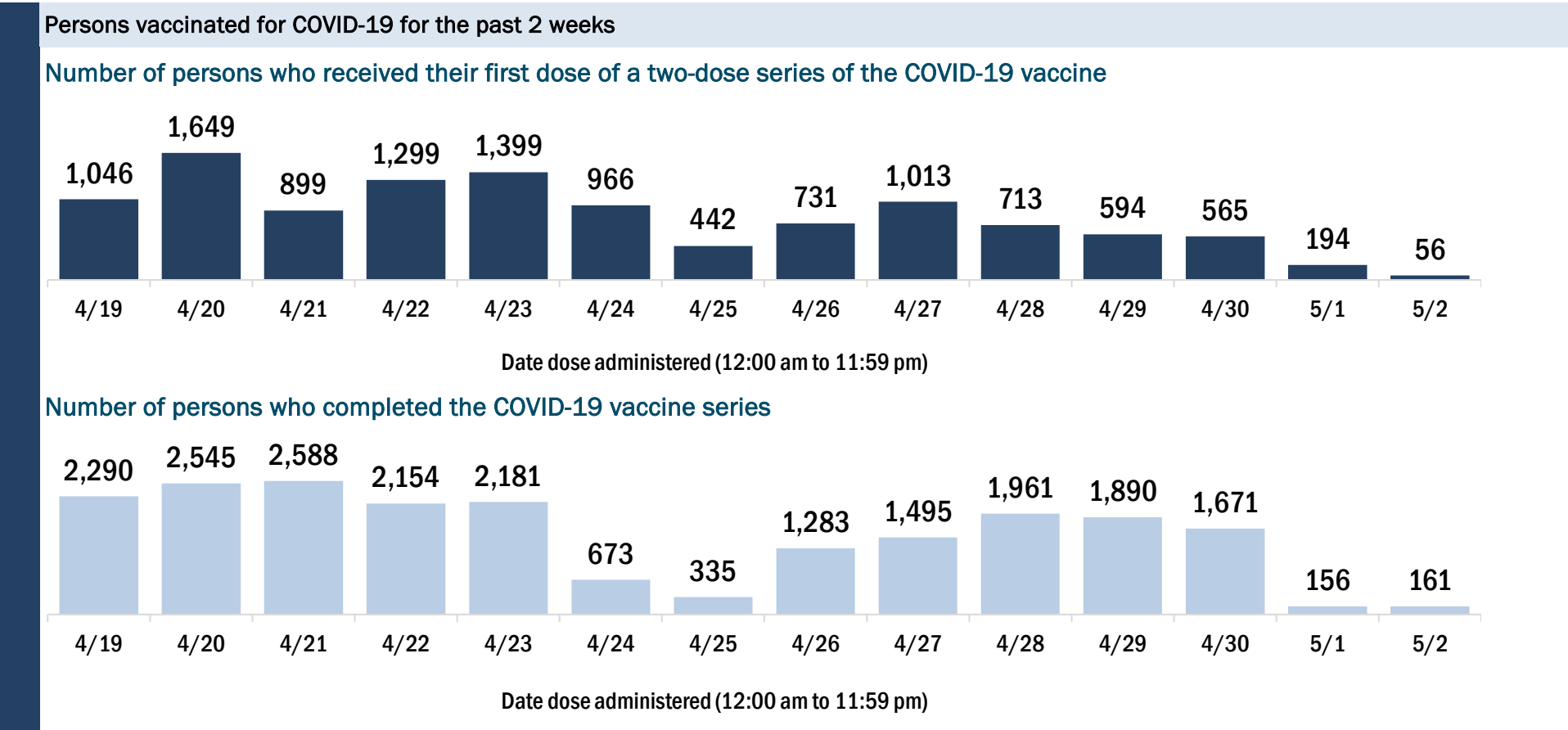
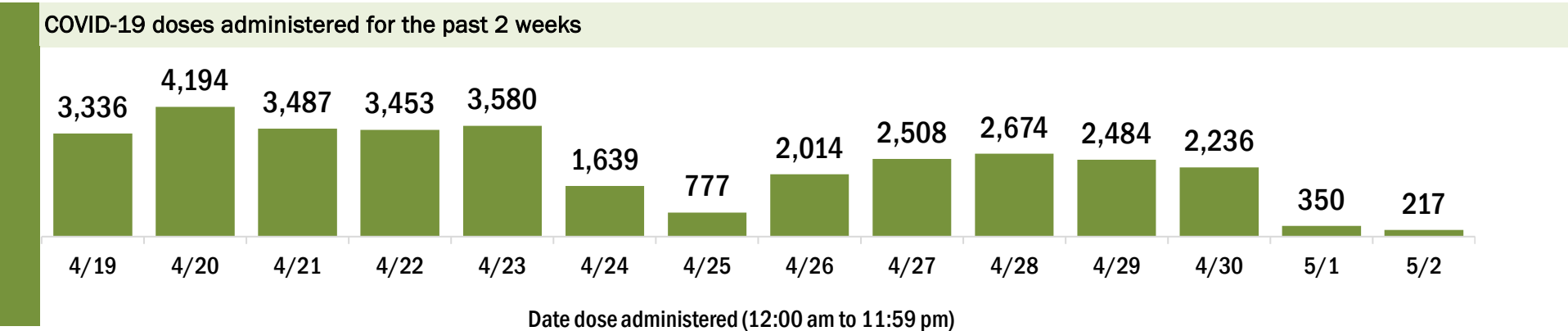
Data in this report are provisional and subject to change.

Data in this summary pertain to COVID-19 vaccines approved by the U.S. Food and Drug Administration and have been issued an Emergency Use Authorization (Janssen COVID-19 Vaccine, Moderna COVID-19 Vaccine and Pfizer-BioNTech COVID-19 Vaccine). These data summarize the number of people who have received either their first dose or have completed the series for a COVID-19 vaccine. **A person can only be counted in one category, first dose or series complete.** For persons receiving Moderna or Pfizer vaccines, once they receive their second dose, they are moved from the first dose column to the series completed column. **Because of this, the total first dose category may show a change from report to report not matching the total receiving their first dose from the previous day.** Persons receiving Johnson & Johnson vaccines will always be counted in the series completed column.

COVID-19 doses for vaccinated persons in Florida	
Doses administered	316,605
People receiving one dose of a 1-dose series (Johnson & Johnson) or receiving only one dose of a 2-dose series (Moderna, Pfizer) count once. Persons receiving both doses of a 2-dose series count twice.	

Current status of persons vaccinated for COVID-19 in Florida	
Total people vaccinated	189,515
First dose	50,152
Series completed	139,363
Completed 1-dose series	12,273
Completed 2-dose series	127,090
First dose: current number of people who have only received their first dose of the Moderna or Pfizer vaccine.	
Series complete: current number of people who have received both Moderna or Pfizer vaccine doses or one Johnson & Johnson dose and are considered fully immunized.	

Demographic summary	First dose	Series complete	Total people vaccinated
Age group	50,152	139,363	189,515
16-24 years	4,369	1,883	6,252
25-34 years	5,006	3,538	8,544
35-44 years	6,416	5,390	11,806
45-54 years	7,959	10,235	18,194
55-64 years	10,302	24,277	34,579
65-74 years	8,504	49,662	58,166
75-84 years	5,537	34,376	39,913
85+ years	2,059	10,002	12,061
Race	50,152	139,363	189,515
White	33,299	91,759	125,058
Black	1,281	1,704	2,985
American Indian/Alaskan	206	410	616
Other	5,403	10,638	16,041
Unknown	9,963	34,852	44,815
Other race includes Asian, native Hawaiian/Pacific Islander, or other.			
Ethnicity	50,152	139,363	189,515
Hispanic	9,859	8,707	18,566
Non-Hispanic	21,095	64,114	85,209
Unknown	19,198	66,542	85,740
Gender	50,152	139,363	189,515
Female	26,141	76,636	102,777
Male	23,744	62,452	86,196
Unknown	267	275	542





# COVID-19: Columbia County vaccine summary

Vaccination data through May 2, 2021 as of May 3, 2021 at 12:05 AM

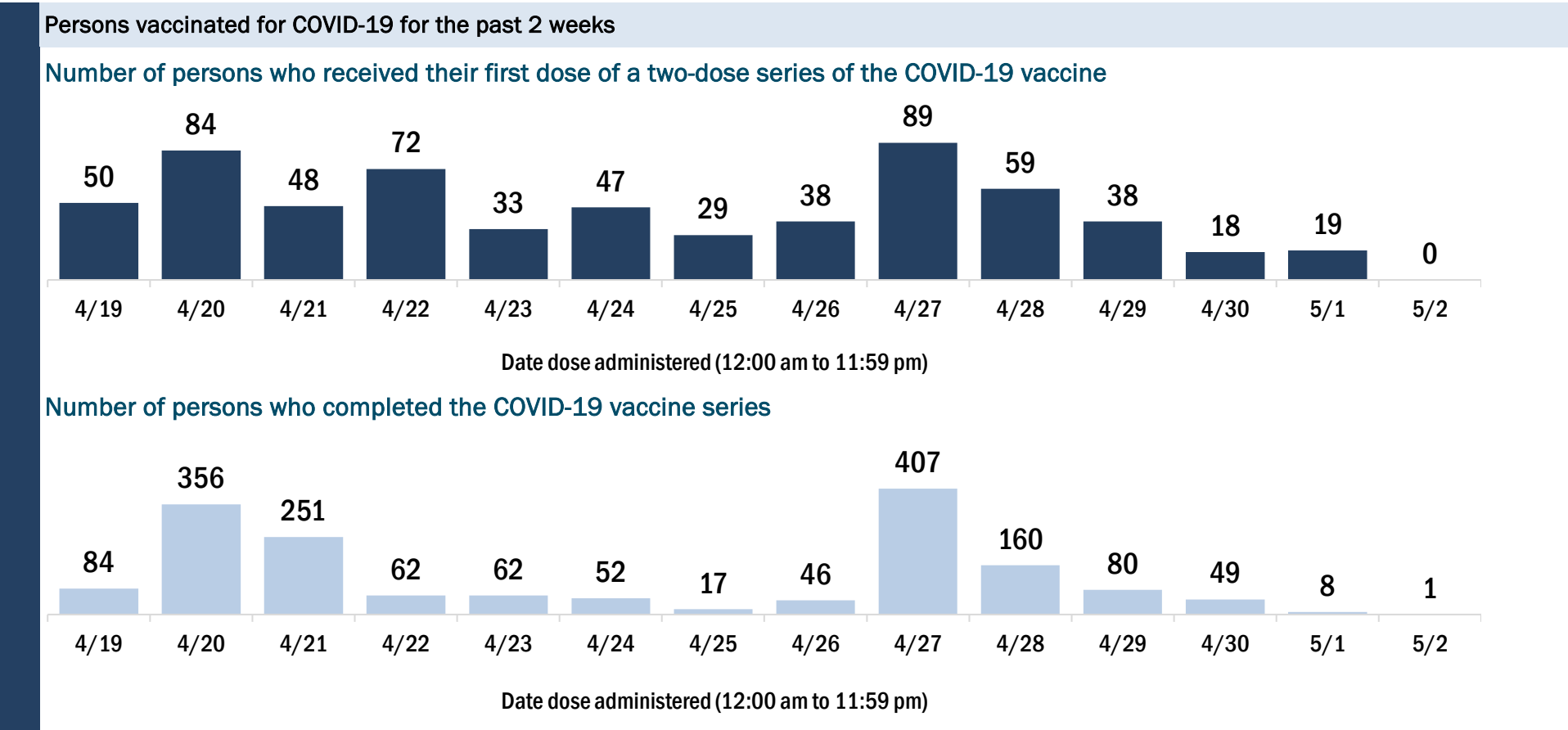
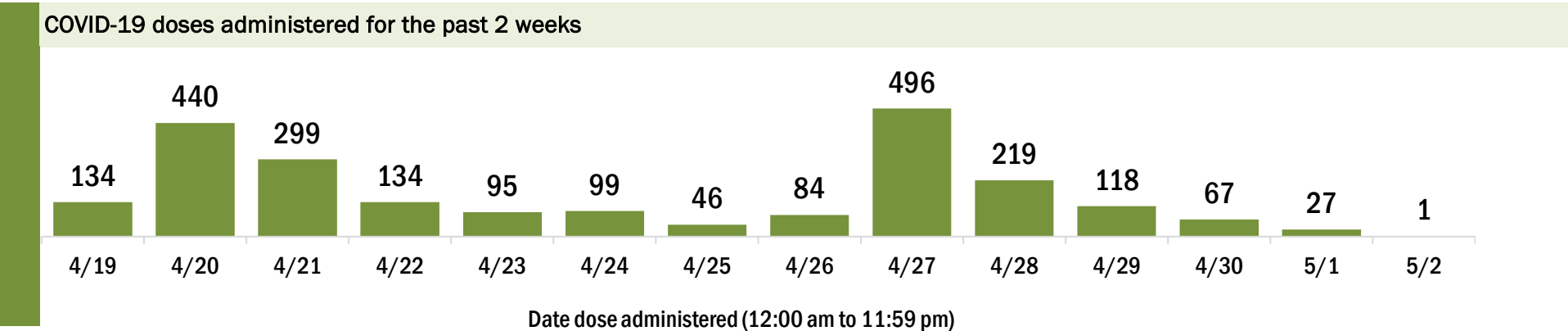
Data in this report are provisional and subject to change.

Data in this summary pertain to COVID-19 vaccines approved by the U.S. Food and Drug Administration and have been issued an Emergency Use Authorization (Janssen COVID-19 Vaccine, Moderna COVID-19 Vaccine and Pfizer-BioNTech COVID-19 Vaccine). These data summarize the number of people who have received either their first dose or have completed the series for a COVID-19 vaccine. **A person can only be counted in one category, first dose or series complete.** For persons receiving Moderna or Pfizer vaccines, once they receive their second dose, they are moved from the first dose column to the series completed column. **Because of this, the total first dose category may show a change from report to report not matching the total receiving their first dose from the previous day.** Persons receiving Johnson & Johnson vaccines will always be counted in the series completed column.

COVID-19 doses for vaccinated persons in Florida	
Doses administered	26,962
People receiving one dose of a 1-dose series (Johnson & Johnson) or receiving only one dose of a 2-dose series (Moderna, Pfizer) count once. Persons receiving both doses of a 2-dose series count twice.	

Current status of persons vaccinated for COVID-19 in Florida	
Total people vaccinated	15,994
First dose	3,408
Series completed	12,586
Completed 1-dose series	1,618
Completed 2-dose series	10,968
First dose: current number of people who have only received their first dose of the Moderna or Pfizer vaccine.	
Series complete: current number of people who have received both Moderna or Pfizer vaccine doses or one Johnson & Johnson dose and are considered fully immunized.	

Demographic summary	First dose	Series complete	Total people vaccinated
Age group	3,408	12,586	15,994
16-24 years	456	223	679
25-34 years	416	463	879
35-44 years	481	757	1,238
45-54 years	587	1,363	1,950
55-64 years	767	2,592	3,359
65-74 years	408	4,144	4,552
75-84 years	215	2,362	2,577
85+ years	78	682	760
Race	3,408	12,586	15,994
White	2,059	9,092	11,151
Black	590	1,364	1,954
American Indian/Alaskan	17	60	77
Other	334	852	1,186
Unknown	408	1,218	1,626
Other race includes Asian, native Hawaiian/Pacific Islander, or other.			
Ethnicity	3,408	12,586	15,994
Hispanic	242	396	638
Non-Hispanic	1,902	9,182	11,084
Unknown	1,264	3,008	4,272
Gender	3,408	12,586	15,994
Female	1,389	7,344	8,733
Male	2,009	5,242	7,251
Unknown	10	0	10



# COVID-19: Dade County vaccine summary

Vaccination data through May 2, 2021 as of May 3, 2021 at 12:05 AM

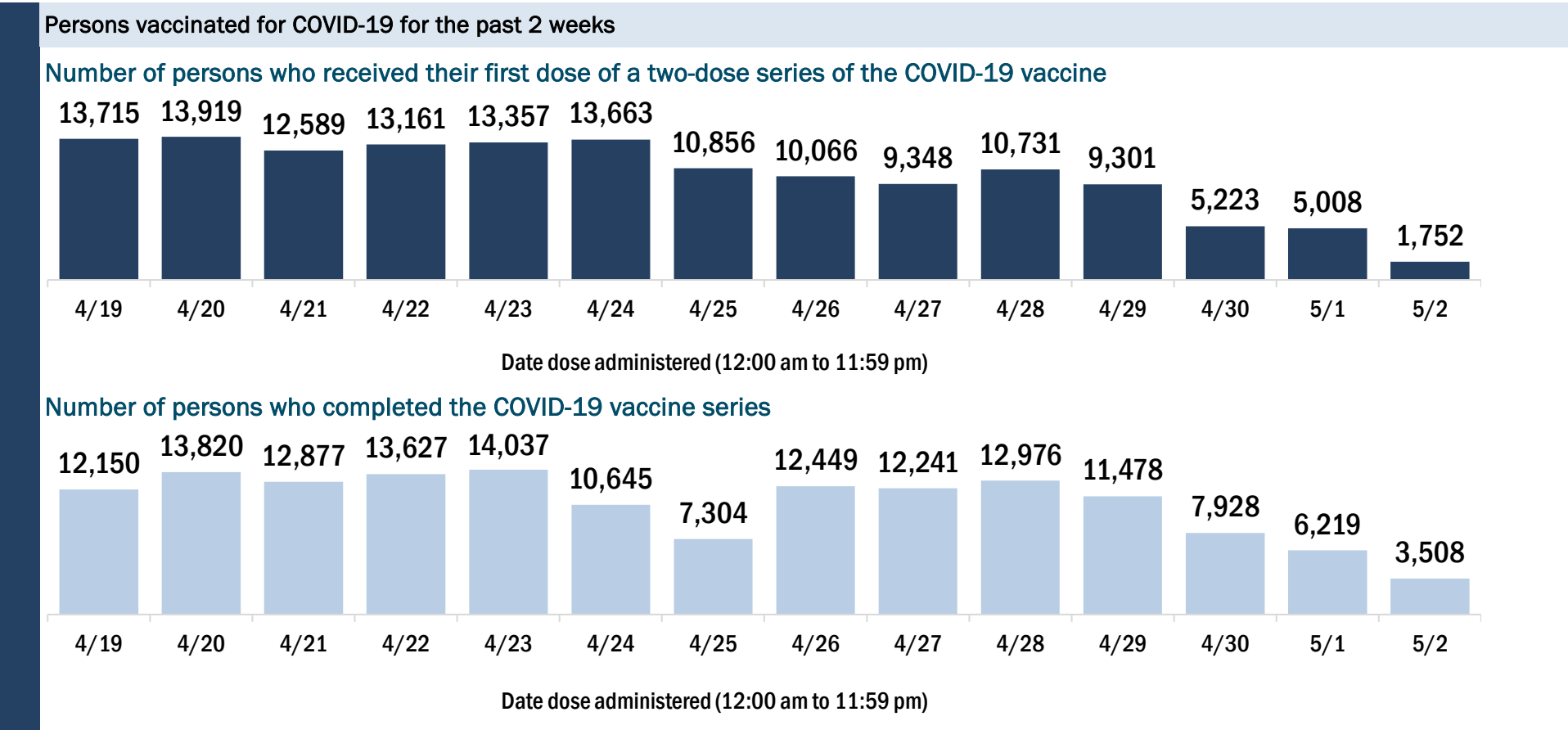
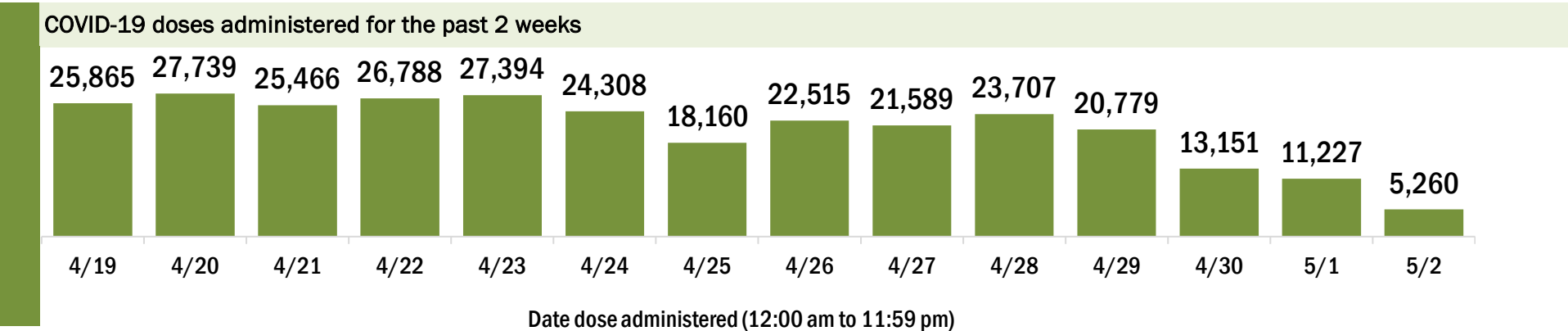
Data in this report are provisional and subject to change.

Data in this summary pertain to COVID-19 vaccines approved by the U.S. Food and Drug Administration and have been issued an Emergency Use Authorization (Janssen COVID-19 Vaccine, Moderna COVID-19 Vaccine and Pfizer-BioNTech COVID-19 Vaccine). These data summarize the number of people who have received either their first dose or have completed the series for a COVID-19 vaccine. **A person can only be counted in one category, first dose or series complete.** For persons receiving Moderna or Pfizer vaccines, once they receive their second dose, they are moved from the first dose column to the series completed column. **Because of this, the total first dose category may show a change from report to report not matching the total receiving their first dose from the previous day.** Persons receiving Johnson & Johnson vaccines will always be counted in the series completed column.

COVID-19 doses for vaccinated persons in Florida	
Doses administered	1,982,797
People receiving one dose of a 1-dose series (Johnson & Johnson) or receiving only one dose of a 2-dose series (Moderna, Pfizer) count once. Persons receiving both doses of a 2-dose series count twice.	

Current status of persons vaccinated for COVID-19 in Florida	
Total people vaccinated	1,245,940
First dose	406,046
Series completed	839,894
Completed 1-dose series	103,037
Completed 2-dose series	736,857
First dose: current number of people who have only received their first dose of the Moderna or Pfizer vaccine.	
Series complete: current number of people who have received both Moderna or Pfizer vaccine doses or one Johnson & Johnson dose and are considered fully immunized.	

Demographic summary	First dose	Series complete	Total people vaccinated
Age group	406,046	839,894	1,245,940
16-24 years	48,414	35,230	83,644
25-34 years	62,149	66,996	129,145
35-44 years	71,281	98,867	170,148
45-54 years	77,255	147,237	224,492
55-64 years	67,614	181,709	249,323
65-74 years	45,253	169,663	214,916
75-84 years	23,800	101,424	125,224
85+ years	10,280	38,768	49,048
Race	406,046	839,894	1,245,940
White	281,974	591,780	873,754
Black	24,482	56,385	80,867
American Indian/Alaskan	1,276	1,816	3,092
Other	46,496	89,785	136,281
Unknown	51,818	100,128	151,946
Other race includes Asian, native Hawaiian/Pacific Islander, or other.			
Ethnicity	406,046	839,894	1,245,940
Hispanic	222,906	411,061	633,967
Non-Hispanic	64,287	182,486	246,773
Unknown	118,853	246,347	365,200
Gender	406,046	839,894	1,245,940
Female	209,672	461,527	671,199
Male	194,431	376,965	571,396
Unknown	1,943	1,402	3,345



# COVID-19: Desoto County vaccine summary

Vaccination data through May 2, 2021 as of May 3, 2021 at 12:05 AM

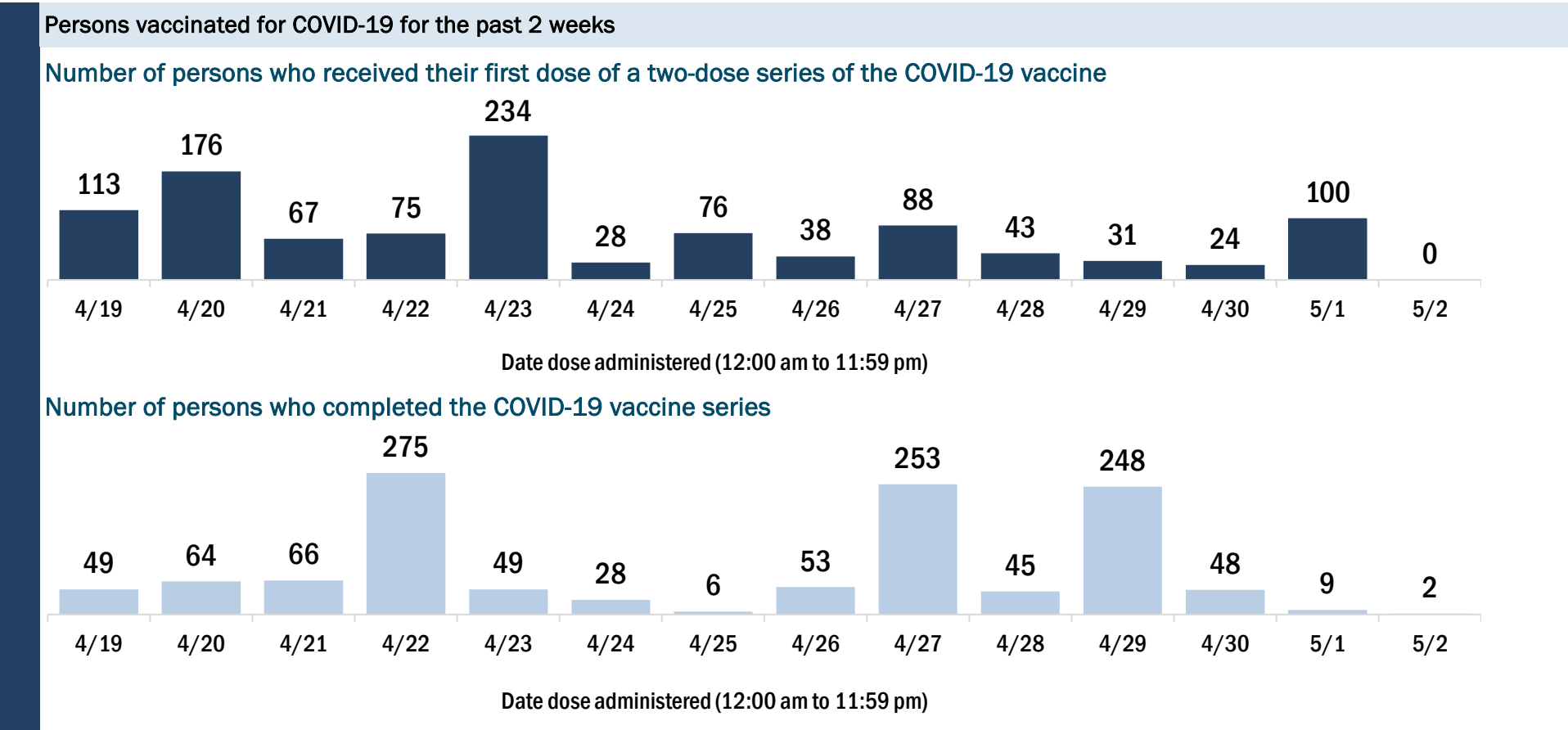
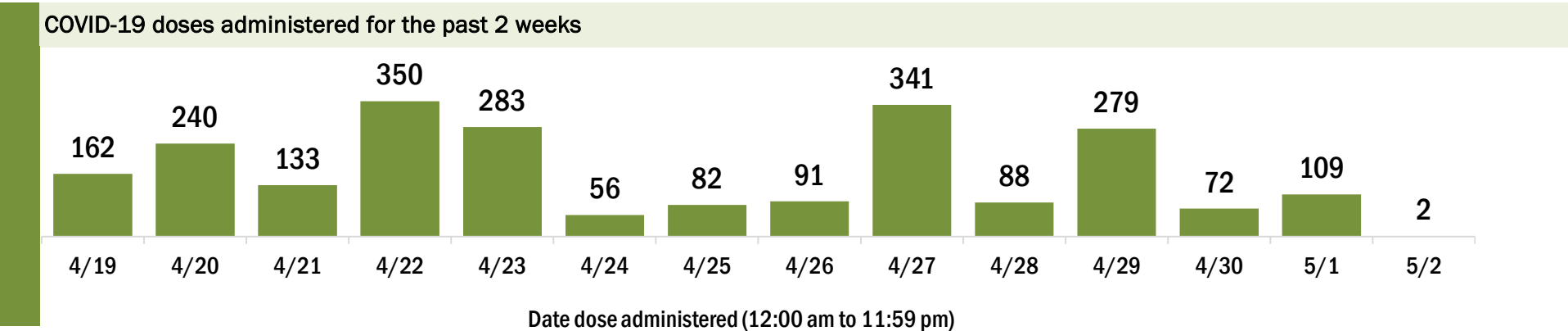
Data in this report are provisional and subject to change.

Data in this summary pertain to COVID-19 vaccines approved by the U.S. Food and Drug Administration and have been issued an Emergency Use Authorization (Janssen COVID-19 Vaccine, Moderna COVID-19 Vaccine and Pfizer-BioNTech COVID-19 Vaccine). These data summarize the number of people who have received either their first dose or have completed the series for a COVID-19 vaccine. **A person can only be counted in one category, first dose or series complete.** For persons receiving Moderna or Pfizer vaccines, once they receive their second dose, they are moved from the first dose column to the series completed column. **Because of this, the total first dose category may show a change from report to report not matching the total receiving their first dose from the previous day.** Persons receiving Johnson & Johnson vaccines will always be counted in the series completed column.

COVID-19 doses for vaccinated persons in Florida	
Doses administered	18,615
People receiving one dose of a 1-dose series (Johnson & Johnson) or receiving only one dose of a 2-dose series (Moderna, Pfizer) count once. Persons receiving both doses of a 2-dose series count twice.	

Current status of persons vaccinated for COVID-19 in Florida	
Total people vaccinated	11,907
First dose	4,681
Series completed	7,226
Completed 1-dose series	518
Completed 2-dose series	6,708
<b>First dose:</b> current number of people who have only received their first dose of the Moderna or Pfizer vaccine.	
<b>Series complete:</b> current number of people who have received both Moderna or Pfizer vaccine doses or one Johnson & Johnson dose and are considered fully immunized.	

Demographic summary	First dose	Series complete	Total people vaccinated
Age group	4,681	7,226	11,907
16-24 years	397	100	497
25-34 years	620	212	832
35-44 years	791	302	1,093
45-54 years	843	569	1,412
55-64 years	976	1,224	2,200
65-74 years	613	2,661	3,274
75-84 years	350	1,747	2,097
85+ years	91	411	502
Race	4,681	7,226	11,907
White	2,305	5,255	7,560
Black	449	394	843
American Indian/Alaskan	20	28	48
Other	1,126	629	1,755
Unknown	781	920	1,701
Other race includes Asian, native Hawaiian/Pacific Islander, or other.			
Ethnicity	4,681	7,226	11,907
Hispanic	1,467	540	2,007
Non-Hispanic	1,933	3,675	5,608
Unknown	1,281	3,011	4,292
Gender	4,681	7,226	11,907
Female	1,569	3,942	5,511
Male	3,112	3,283	6,395
Unknown	0	1	1



# COVID-19: Dixie County vaccine summary

Vaccination data through May 2, 2021 as of May 3, 2021 at 12:05 AM

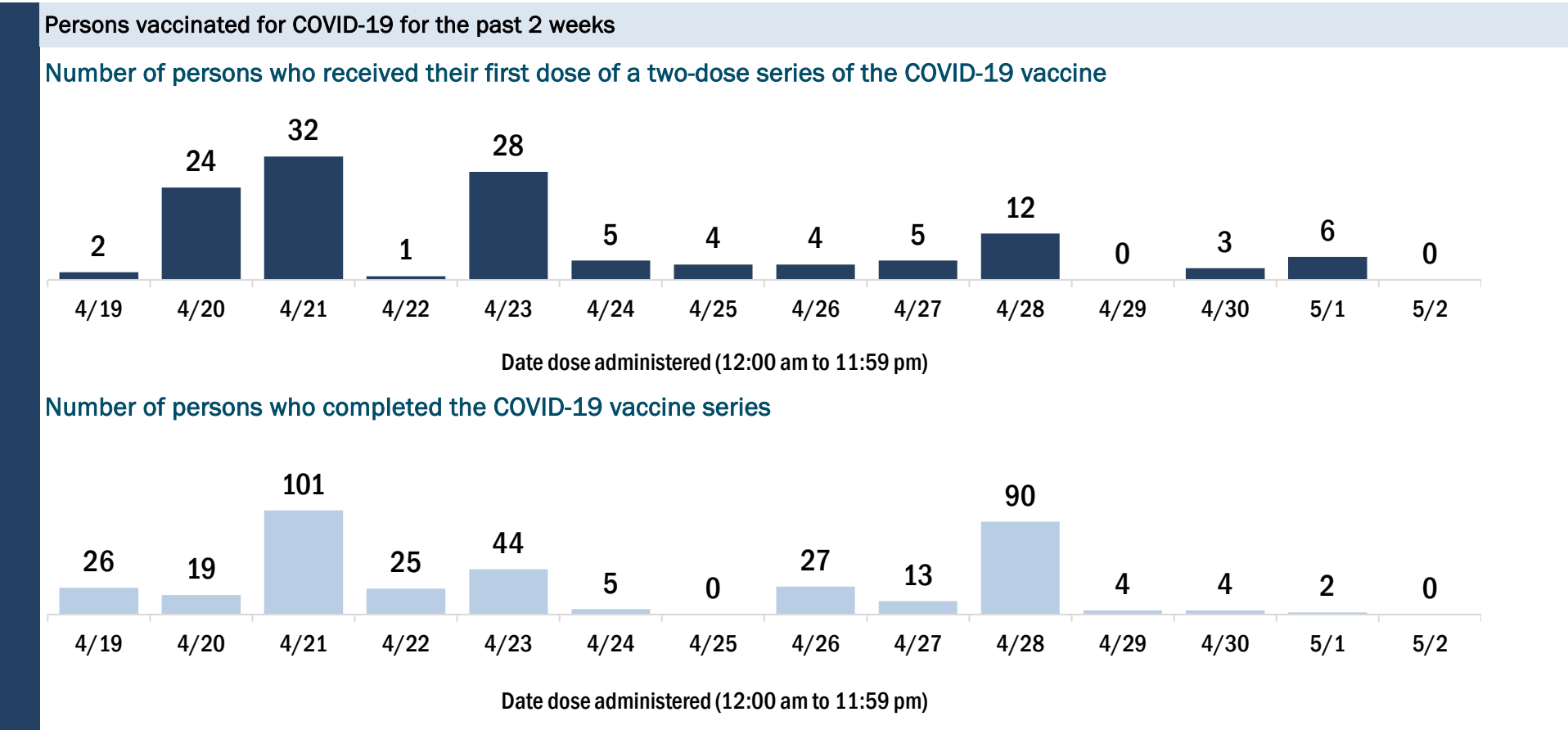
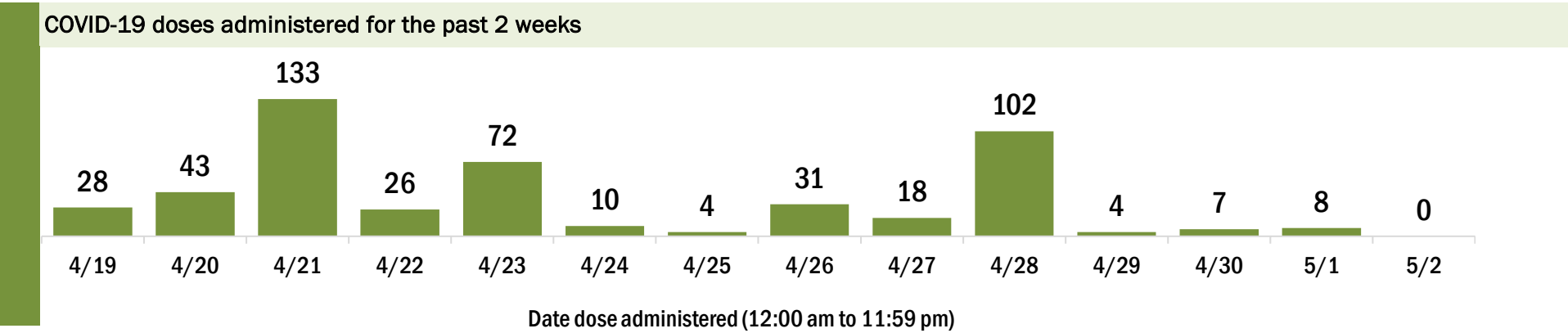
Data in this report are provisional and subject to change.

Data in this summary pertain to COVID-19 vaccines approved by the U.S. Food and Drug Administration and have been issued an Emergency Use Authorization (Janssen COVID-19 Vaccine, Moderna COVID-19 Vaccine and Pfizer-BioNTech COVID-19 Vaccine). These data summarize the number of people who have received either their first dose or have completed the series for a COVID-19 vaccine. **A person can only be counted in one category, first dose or series complete.** For persons receiving Moderna or Pfizer vaccines, once they receive their second dose, they are moved from the first dose column to the series completed column. **Because of this, the total first dose category may show a change from report to report not matching the total receiving their first dose from the previous day.** Persons receiving Johnson & Johnson vaccines will always be counted in the series completed column.

COVID-19 doses for vaccinated persons in Florida	
Doses administered	6,099
People receiving one dose of a 1-dose series (Johnson & Johnson) or receiving only one dose of a 2-dose series (Moderna, Pfizer) count once. Persons receiving both doses of a 2-dose series count twice.	

Current status of persons vaccinated for COVID-19 in Florida	
Total people vaccinated	3,812
First dose	1,175
Series completed	2,637
Completed 1-dose series	350
Completed 2-dose series	2,287
First dose: current number of people who have only received their first dose of the Moderna or Pfizer vaccine.	
Series complete: current number of people who have received both Moderna or Pfizer vaccine doses or one Johnson & Johnson dose and are considered fully immunized.	

Demographic summary	First dose	Series complete	Total people vaccinated
Age group	1,175	2,637	3,812
16-24 years	40	23	63
25-34 years	94	36	130
35-44 years	212	85	297
45-54 years	259	164	423
55-64 years	309	566	875
65-74 years	159	1,037	1,196
75-84 years	77	580	657
85+ years	25	146	171
Race	1,175	2,637	3,812
White	838	2,308	3,146
Black	258	105	363
American Indian/Alaskan	7	14	21
Other	43	74	117
Unknown	29	136	165
Other race includes Asian, native Hawaiian/Pacific Islander, or other.			
Ethnicity	1,175	2,637	3,812
Hispanic	36	51	87
Non-Hispanic	956	2,009	2,965
Unknown	183	577	760
Gender	1,175	2,637	3,812
Female	296	1,398	1,694
Male	879	1,239	2,118
Unknown	0	0	0





# COVID-19: Duval County vaccine summary

Vaccination data through May 2, 2021 as of May 3, 2021 at 12:05 AM

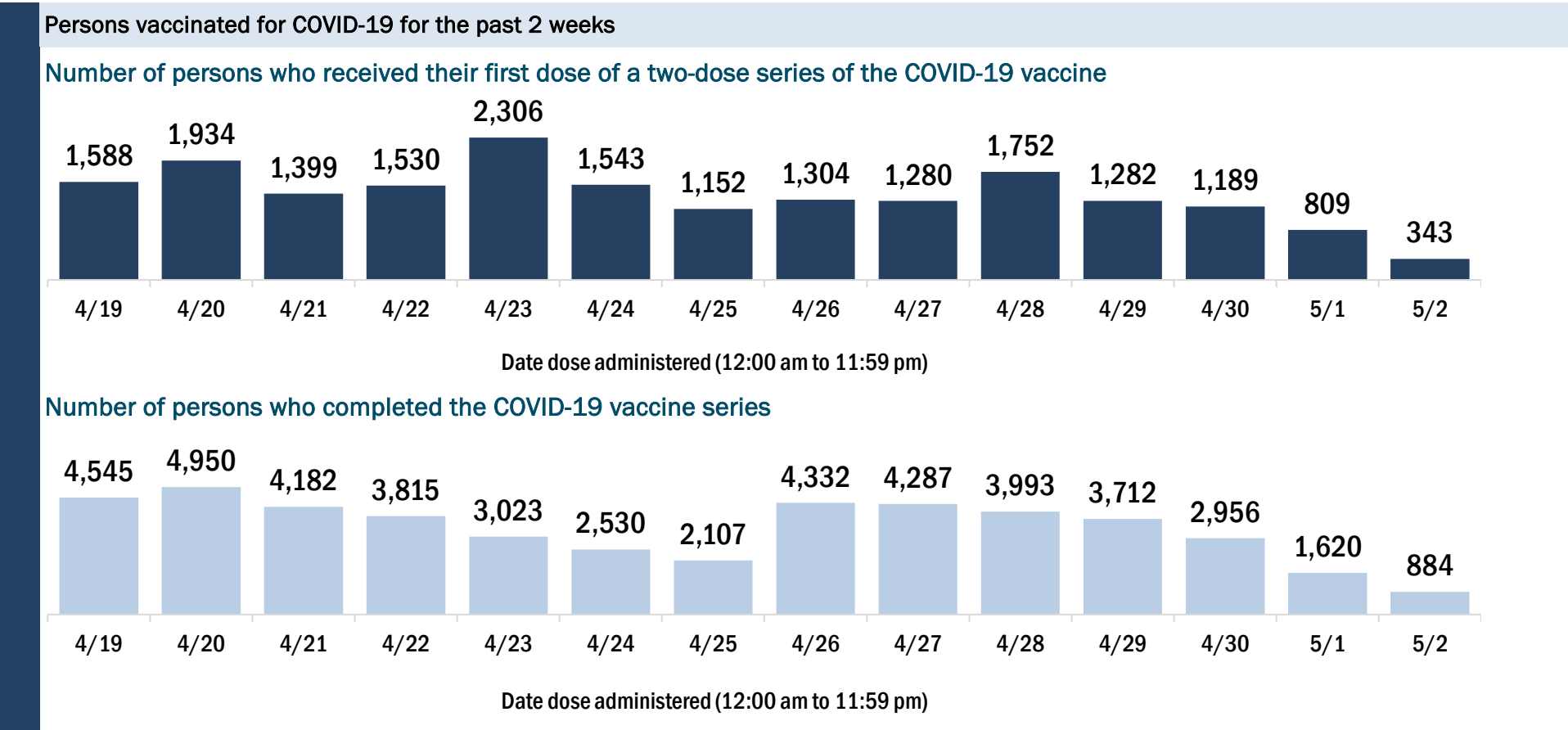
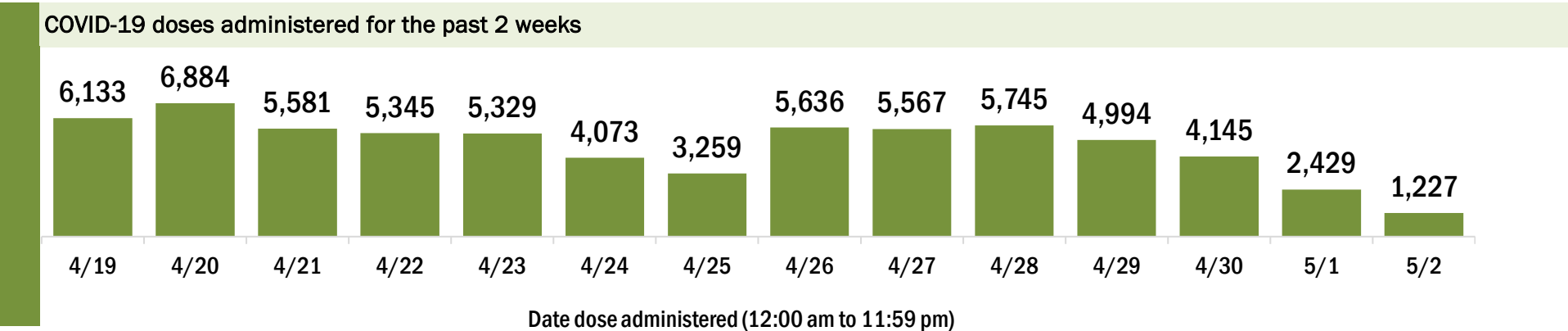
Data in this report are provisional and subject to change.

Data in this summary pertain to COVID-19 vaccines approved by the U.S. Food and Drug Administration and have been issued an Emergency Use Authorization (Janssen COVID-19 Vaccine, Moderna COVID-19 Vaccine and Pfizer-BioNTech COVID-19 Vaccine). These data summarize the number of people who have received either their first dose or have completed the series for a COVID-19 vaccine. **A person can only be counted in one category, first dose or series complete.** For persons receiving Moderna or Pfizer vaccines, once they receive their second dose, they are moved from the first dose column to the series completed column. **Because of this, the total first dose category may show a change from report to report not matching the total receiving their first dose from the previous day.** Persons receiving Johnson & Johnson vaccines will always be counted in the series completed column.

COVID-19 doses for vaccinated persons in Florida	
Doses administered	556,554
People receiving one dose of a 1-dose series (Johnson & Johnson) or receiving only one dose of a 2-dose series (Moderna, Pfizer) count once. Persons receiving both doses of a 2-dose series count twice.	

Current status of persons vaccinated for COVID-19 in Florida	
Total people vaccinated	327,796
First dose	74,804
Series completed	252,992
Completed 1-dose series	24,234
Completed 2-dose series	228,758
First dose: current number of people who have only received their first dose of the Moderna or Pfizer vaccine.	
Series complete: current number of people who have received both Moderna or Pfizer vaccine doses or one Johnson & Johnson dose and are considered fully immunized.	

Demographic summary		First dose	Series complete	Total people vaccinated
Age group		74,804	252,992	327,796
16-24 years		9,213	10,402	19,615
25-34 years		12,535	22,389	34,924
35-44 years		12,057	28,394	40,451
45-54 years		11,133	38,769	49,902
55-64 years		12,195	57,439	69,634
65-74 years		10,890	59,550	70,440
75-84 years		4,691	26,862	31,553
85+ years		2,090	9,187	11,277
Race		74,804	252,992	327,796
White		37,294	146,969	184,263
Black		11,338	42,665	54,003
American Indian/Alaskan		241	606	847
Other		12,173	31,684	43,857
Unknown		13,758	31,068	44,826
Other race includes Asian, native Hawaiian/Pacific Islander, or other.				
Ethnicity		74,804	252,992	327,796
Hispanic		6,743	13,709	20,452
Non-Hispanic		45,552	183,125	228,677
Unknown		22,509	56,158	78,667
Gender		74,804	252,992	327,796
Female		38,658	144,352	183,010
Male		33,700	108,474	142,174
Unknown		2,446	166	2,612



# COVID-19: Escambia County vaccine summary

Vaccination data through May 2, 2021 as of May 3, 2021 at 12:05 AM

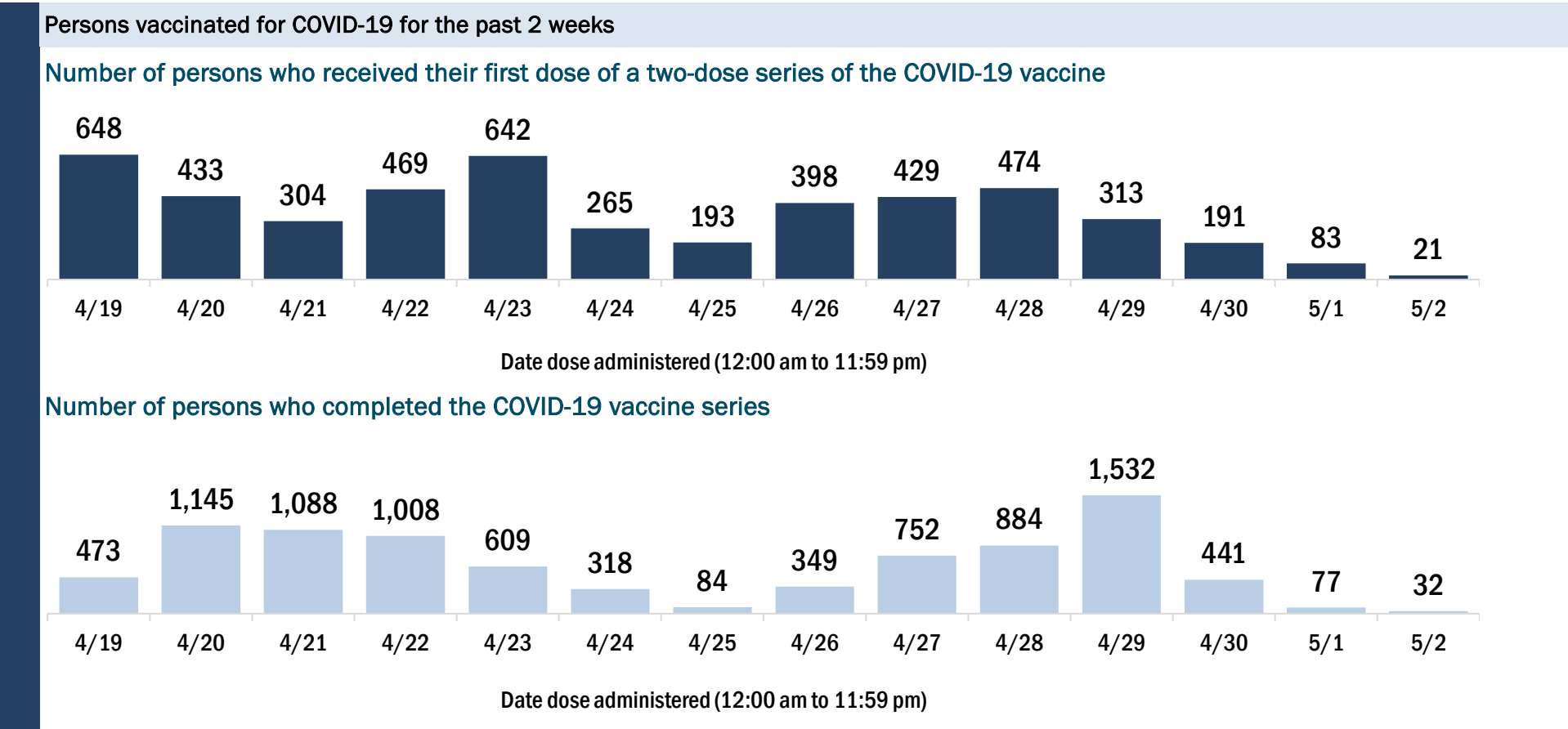
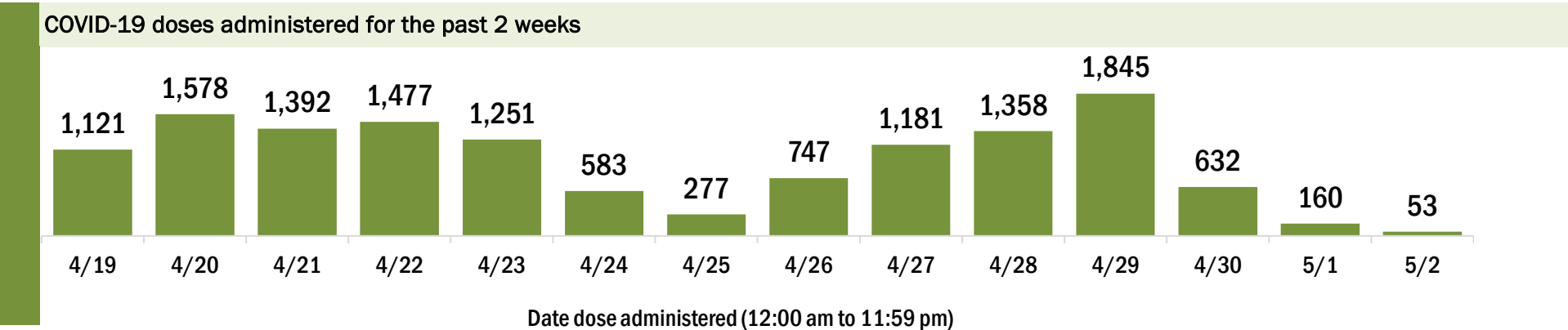
Data in this report are provisional and subject to change.

Data in this summary pertain to COVID-19 vaccines approved by the U.S. Food and Drug Administration and have been issued an Emergency Use Authorization (Janssen COVID-19 Vaccine, Moderna COVID-19 Vaccine and Pfizer-BioNTech COVID-19 Vaccine). These data summarize the number of people who have received either their first dose or have completed the series for a COVID-19 vaccine. **A person can only be counted in one category, first dose or series complete.** For persons receiving Moderna or Pfizer vaccines, once they receive their second dose, they are moved from the first dose column to the series completed column. **Because of this, the total first dose category may show a change from report to report not matching the total receiving their first dose from the previous day.** Persons receiving Johnson & Johnson vaccines will always be counted in the series completed column.

COVID-19 doses for vaccinated persons in Florida	
Doses administered	162,664
People receiving one dose of a 1-dose series (Johnson & Johnson) or receiving only one dose of a 2-dose series (Moderna, Pfizer) count once. Persons receiving both doses of a 2-dose series count twice.	

Current status of persons vaccinated for COVID-19 in Florida	
Total people vaccinated	97,963
First dose	26,087
Series completed	71,876
Completed 1-dose series	7,175
Completed 2-dose series	64,701
First dose: current number of people who have only received their first dose of the Moderna or Pfizer vaccine.	
Series complete: current number of people who have received both Moderna or Pfizer vaccine doses or one Johnson & Johnson dose and are considered fully immunized.	

Demographic summary	First dose	Series complete	Total people vaccinated
Age group	26,087	71,876	97,963
16-24 years	3,392	1,860	5,252
25-34 years	4,297	4,020	8,317
35-44 years	3,763	5,445	9,208
45-54 years	3,574	8,831	12,405
55-64 years	4,387	16,639	21,026
65-74 years	3,811	20,349	24,160
75-84 years	2,044	10,840	12,884
85+ years	819	3,892	4,711
Race	26,087	71,876	97,963
White	13,778	44,042	57,820
Black	3,494	10,759	14,253
American Indian/Alaskan	137	541	678
Other	2,703	6,612	9,315
Unknown	5,975	9,922	15,897
Other race includes Asian, native Hawaiian/Pacific Islander, or other.			
Ethnicity	26,087	71,876	97,963
Hispanic	1,155	1,796	2,951
Non-Hispanic	15,633	50,789	66,422
Unknown	9,299	19,291	28,590
Gender	26,087	71,876	97,963
Female	14,135	42,100	56,235
Male	11,877	29,701	41,578
Unknown	75	75	150



# COVID-19: Flagler County vaccine summary

Vaccination data through May 2, 2021 as of May 3, 2021 at 12:05 AM

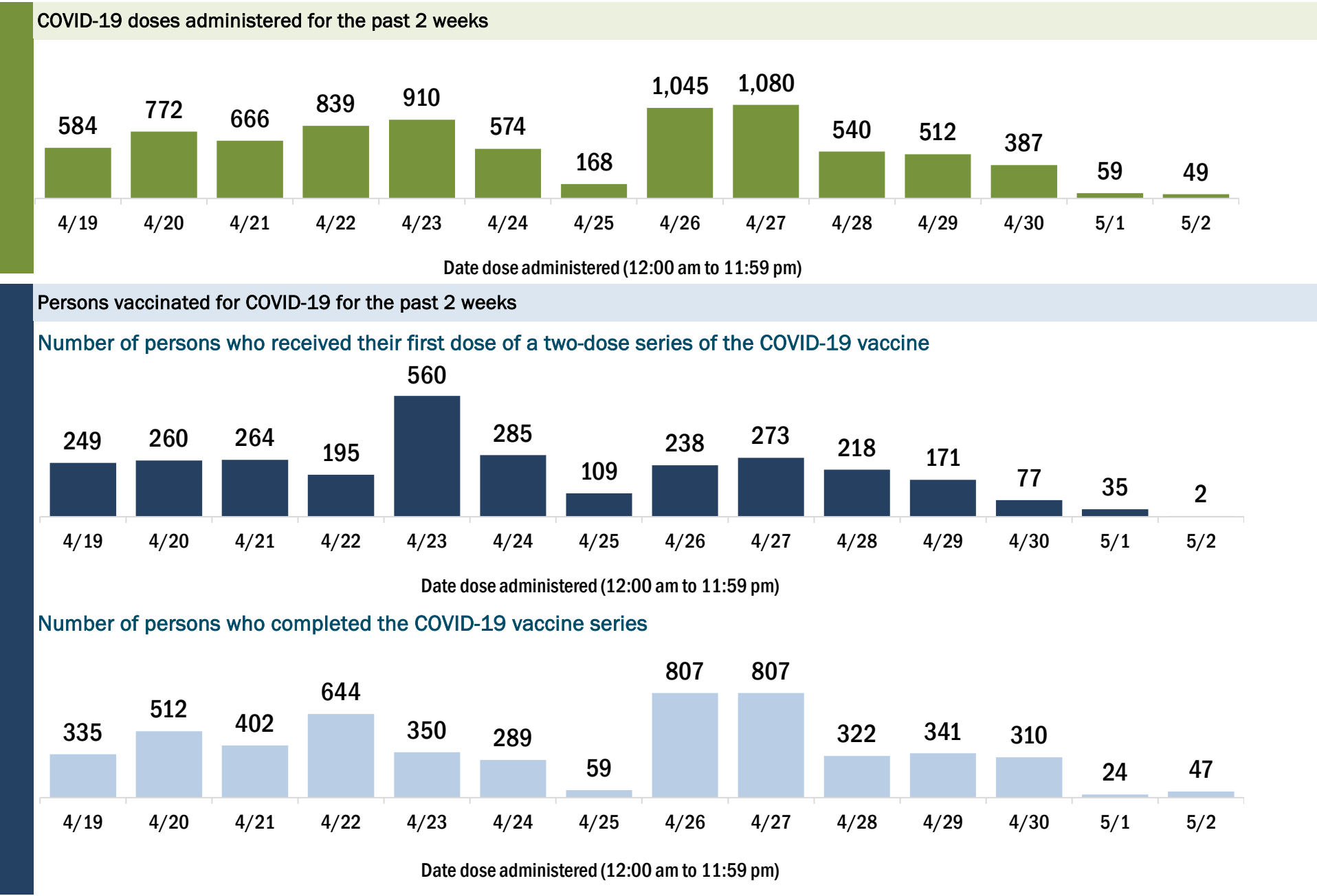
Data in this report are provisional and subject to change.

Data in this summary pertain to COVID-19 vaccines approved by the U.S. Food and Drug Administration and have been issued an Emergency Use Authorization (Janssen COVID-19 Vaccine, Moderna COVID-19 Vaccine and Pfizer-BioNTech COVID-19 Vaccine). These data summarize the number of people who have received either their first dose or have completed the series for a COVID-19 vaccine. **A person can only be counted in one category, first dose or series complete.** For persons receiving Moderna or Pfizer vaccines, once they receive their second dose, they are moved from the first dose column to the series completed column. **Because of this, the total first dose category may show a change from report to report not matching the total receiving their first dose from the previous day.** Persons receiving Johnson & Johnson vaccines will always be counted in the series completed column.

COVID-19 doses for vaccinated persons in Florida	
Doses administered	87,923
People receiving one dose of a 1-dose series (Johnson & Johnson) or receiving only one dose of a 2-dose series (Moderna, Pfizer) count once. Persons receiving both doses of a 2-dose series count twice.	

Current status of persons vaccinated for COVID-19 in Florida	
Total people vaccinated	51,763
First dose	13,396
Series completed	38,367
Completed 1-dose series	2,207
Completed 2-dose series	36,160
First dose: current number of people who have only received their first dose of the Moderna or Pfizer vaccine.	
Series complete: current number of people who have received both Moderna or Pfizer vaccine doses or one Johnson & Johnson dose and are considered fully immunized.	

Demographic summary	First dose	Series complete	Total people vaccinated
Age group	13,396	38,367	51,763
16-24 years	1,306	505	1,811
25-34 years	1,177	874	2,051
35-44 years	1,626	1,636	3,262
45-54 years	2,255	3,109	5,364
55-64 years	3,012	7,283	10,295
65-74 years	2,188	14,375	16,563
75-84 years	1,352	8,314	9,666
85+ years	480	2,271	2,751
Race	13,396	38,367	51,763
White	8,416	25,883	34,299
Black	931	2,507	3,438
American Indian/Alaskan	102	220	322
Other	1,226	3,464	4,690
Unknown	2,721	6,293	9,014
Other race includes Asian, native Hawaiian/Pacific Islander, or other.			
Ethnicity	13,396	38,367	51,763
Hispanic	1,401	2,136	3,537
Non-Hispanic	7,772	23,276	31,048
Unknown	4,223	12,955	17,178
Gender	13,396	38,367	51,763
Female	7,022	21,594	28,616
Male	6,203	16,589	22,792
Unknown	171	184	355



# COVID-19: Franklin County vaccine summary

Vaccination data through May 2, 2021 as of May 3, 2021 at 12:05 AM

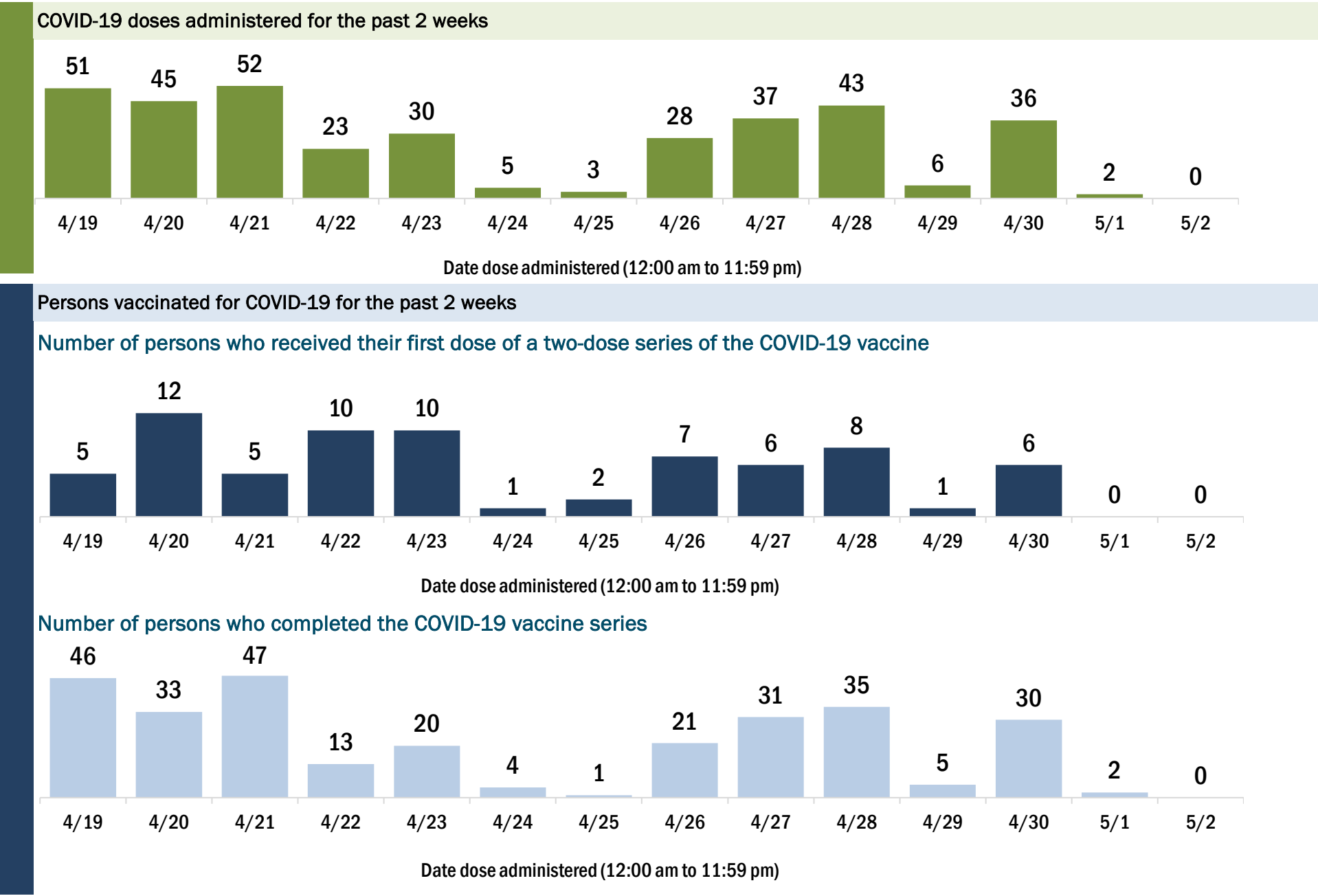
Data in this report are provisional and subject to change.

Data in this summary pertain to COVID-19 vaccines approved by the U.S. Food and Drug Administration and have been issued an Emergency Use Authorization (Janssen COVID-19 Vaccine, Moderna COVID-19 Vaccine and Pfizer-BioNTech COVID-19 Vaccine). These data summarize the number of people who have received either their first dose or have completed the series for a COVID-19 vaccine. **A person can only be counted in one category, first dose or series complete.** For persons receiving Moderna or Pfizer vaccines, once they receive their second dose, they are moved from the first dose column to the series completed column. **Because of this, the total first dose category may show a change from report to report not matching the total receiving their first dose from the previous day.** Persons receiving Johnson & Johnson vaccines will always be counted in the series completed column.

COVID-19 doses for vaccinated persons in Florida	
Doses administered	7,049
People receiving one dose of a 1-dose series (Johnson & Johnson) or receiving only one dose of a 2-dose series (Moderna, Pfizer) count once. Persons receiving both doses of a 2-dose series count twice.	

Current status of persons vaccinated for COVID-19 in Florida	
Total people vaccinated	3,990
First dose	841
Series completed	3,149
Completed 1-dose series	90
Completed 2-dose series	3,059
<b>First dose:</b> current number of people who have only received their first dose of the Moderna or Pfizer vaccine.	
<b>Series complete:</b> current number of people who have received both Moderna or Pfizer vaccine doses or one Johnson & Johnson dose and are considered fully immunized.	

Demographic summary	First dose	Series complete	Total people vaccinated
Age group	841	3,149	3,990
16-24 years	41	19	60
25-34 years	115	51	166
35-44 years	149	100	249
45-54 years	153	253	406
55-64 years	192	692	884
65-74 years	132	1,306	1,438
75-84 years	48	608	656
85+ years	11	120	131
Race	841	3,149	3,990
White	606	2,816	3,422
Black	170	147	317
American Indian/Alaskan	1	8	9
Other	34	120	154
Unknown	30	58	88
Other race includes Asian, native Hawaiian/Pacific Islander, or other.			
Ethnicity	841	3,149	3,990
Hispanic	12	46	58
Non-Hispanic	440	2,709	3,149
Unknown	389	394	783
Gender	841	3,149	3,990
Female	279	1,667	1,946
Male	562	1,482	2,044
Unknown	0	0	0





# COVID-19: Gadsden County vaccine summary

Vaccination data through May 2, 2021 as of May 3, 2021 at 12:05 AM

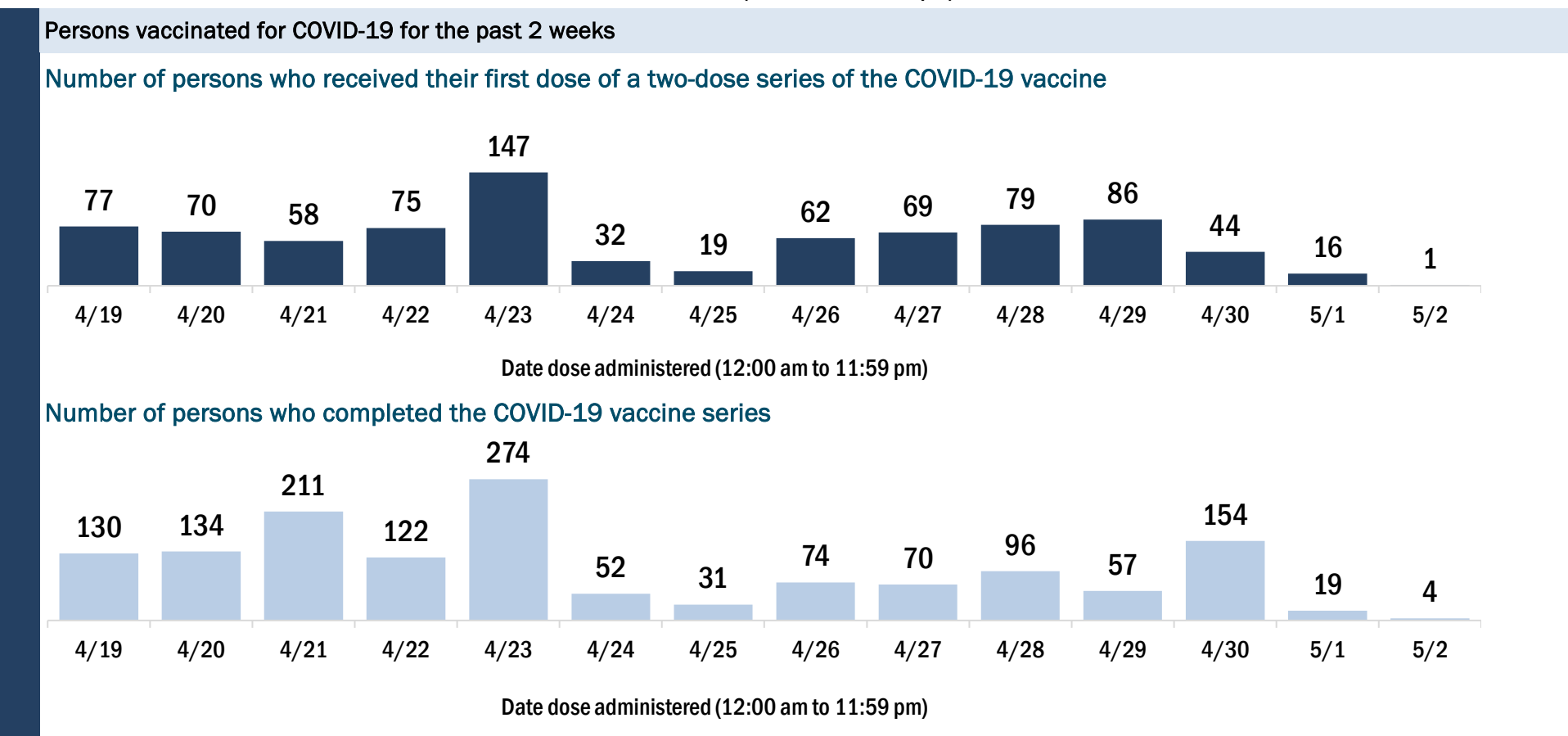
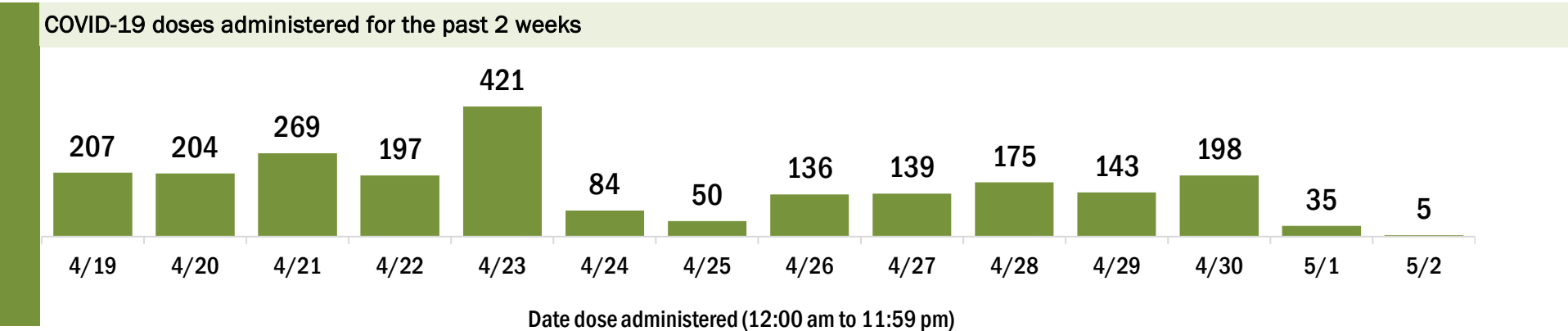
Data in this report are provisional and subject to change.

Data in this summary pertain to COVID-19 vaccines approved by the U.S. Food and Drug Administration and have been issued an Emergency Use Authorization (Janssen COVID-19 Vaccine, Moderna COVID-19 Vaccine and Pfizer-BioNTech COVID-19 Vaccine). These data summarize the number of people who have received either their first dose or have completed the series for a COVID-19 vaccine. **A person can only be counted in one category, first dose or series complete.** For persons receiving Moderna or Pfizer vaccines, once they receive their second dose, they are moved from the first dose column to the series completed column. **Because of this, the total first dose category may show a change from report to report not matching the total receiving their first dose from the previous day.** Persons receiving Johnson & Johnson vaccines will always be counted in the series completed column.

COVID-19 doses for vaccinated persons in Florida	
Doses administered	27,685
People receiving one dose of a 1-dose series (Johnson & Johnson) or receiving only one dose of a 2-dose series (Moderna, Pfizer) count once. Persons receiving both doses of a 2-dose series count twice.	

Current status of persons vaccinated for COVID-19 in Florida	
Total people vaccinated	16,641
First dose	3,879
Series completed	12,762
Completed 1-dose series	1,718
Completed 2-dose series	11,044
First dose: current number of people who have only received their first dose of the Moderna or Pfizer vaccine.	
Series complete: current number of people who have received both Moderna or Pfizer vaccine doses or one Johnson & Johnson dose and are considered fully immunized.	

Demographic summary	First dose	Series complete	Total people vaccinated
Age group	3,879	12,762	16,641
16-24 years	328	223	551
25-34 years	417	680	1,097
35-44 years	751	1,118	1,869
45-54 years	824	1,766	2,590
55-64 years	823	2,973	3,796
65-74 years	448	3,687	4,135
75-84 years	210	1,742	1,952
85+ years	78	573	651
Race	3,879	12,762	16,641
White	1,095	4,740	5,835
Black	1,648	5,442	7,090
American Indian/Alaskan	7	28	35
Other	639	1,673	2,312
Unknown	490	879	1,369
Other race includes Asian, native Hawaiian/Pacific Islander, or other.			
Ethnicity	3,879	12,762	16,641
Hispanic	575	456	1,031
Non-Hispanic	2,337	9,654	11,991
Unknown	967	2,652	3,619
Gender	3,879	12,762	16,641
Female	1,952	7,950	9,902
Male	1,927	4,812	6,739
Unknown	0	0	0



# COVID-19: Gilchrist County vaccine summary

Vaccination data through May 2, 2021 as of May 3, 2021 at 12:05 AM

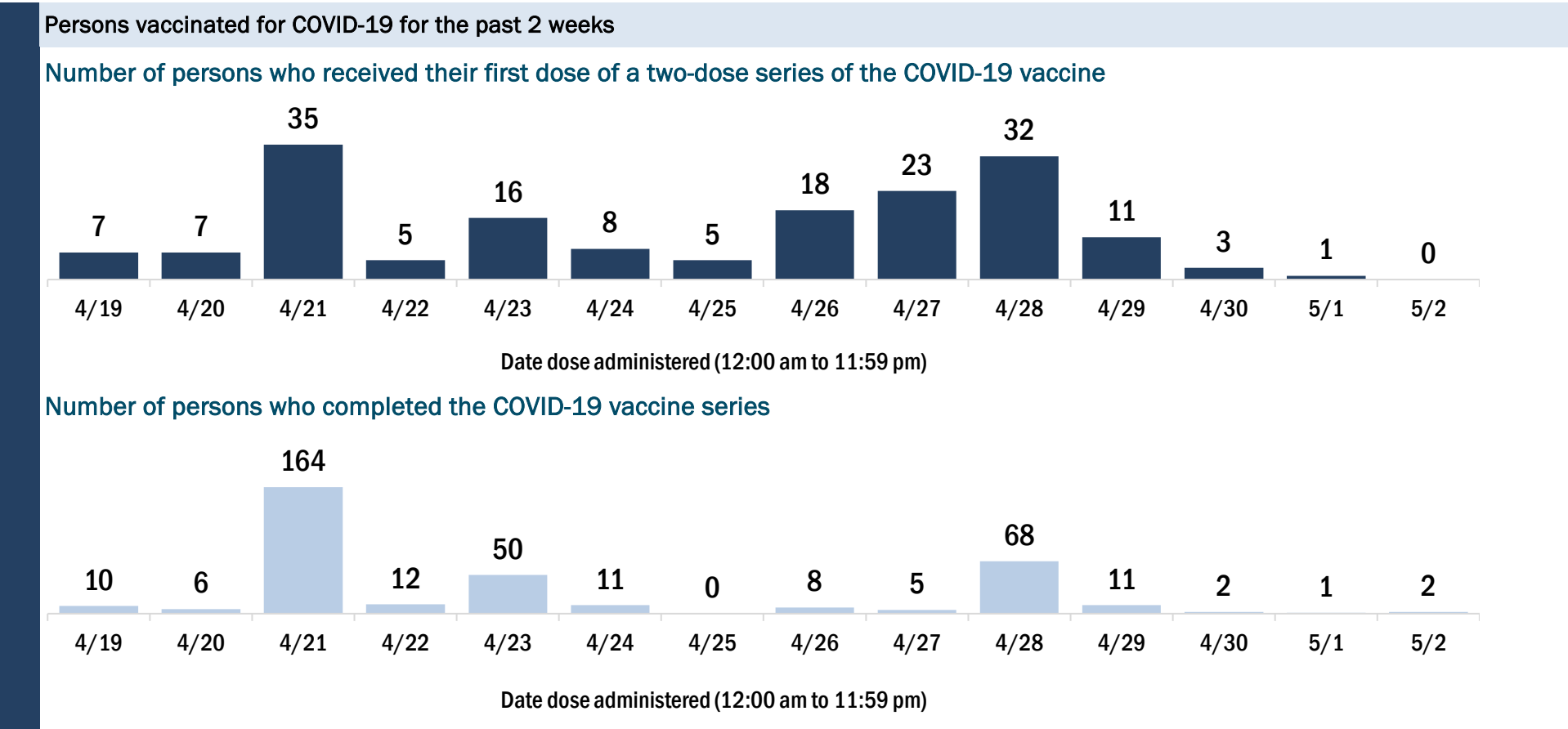
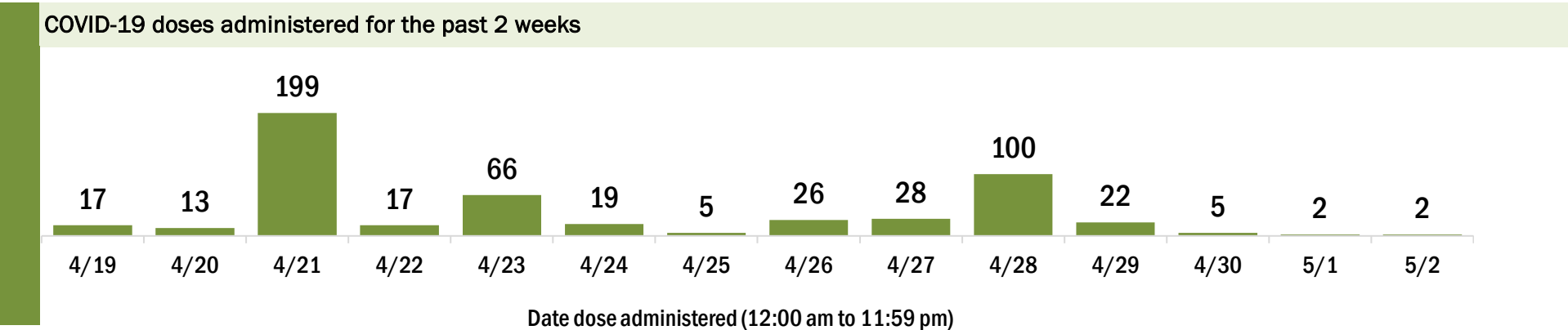
Data in this report are provisional and subject to change.

Data in this summary pertain to COVID-19 vaccines approved by the U.S. Food and Drug Administration and have been issued an Emergency Use Authorization (Janssen COVID-19 Vaccine, Moderna COVID-19 Vaccine and Pfizer-BioNTech COVID-19 Vaccine). These data summarize the number of people who have received either their first dose or have completed the series for a COVID-19 vaccine. **A person can only be counted in one category, first dose or series complete.** For persons receiving Moderna or Pfizer vaccines, once they receive their second dose, they are moved from the first dose column to the series completed column. **Because of this, the total first dose category may show a change from report to report not matching the total receiving their first dose from the previous day.** Persons receiving Johnson & Johnson vaccines will always be counted in the series completed column.

COVID-19 doses for vaccinated persons in Florida	
Doses administered	6,472
People receiving one dose of a 1-dose series (Johnson & Johnson) or receiving only one dose of a 2-dose series (Moderna, Pfizer) count once. Persons receiving both doses of a 2-dose series count twice.	

Current status of persons vaccinated for COVID-19 in Florida	
Total people vaccinated	3,850
First dose	811
Series completed	3,039
Completed 1-dose series	417
Completed 2-dose series	2,622
<b>First dose:</b> current number of people who have only received their first dose of the Moderna or Pfizer vaccine.	
<b>Series complete:</b> current number of people who have received both Moderna or Pfizer vaccine doses or one Johnson & Johnson dose and are considered fully immunized.	

Demographic summary	First dose	Series complete	Total people vaccinated
Age group	811	3,039	3,850
16-24 years	48	60	108
25-34 years	75	91	166
35-44 years	125	142	267
45-54 years	142	291	433
55-64 years	199	636	835
65-74 years	150	999	1,149
75-84 years	52	619	671
85+ years	20	201	221
Race	811	3,039	3,850
White	588	2,224	2,812
Black	45	50	95
American Indian/Alaskan	4	10	14
Other	62	222	284
Unknown	112	533	645
Other race includes Asian, native Hawaiian/Pacific Islander, or other.			
Ethnicity	811	3,039	3,850
Hispanic	61	69	130
Non-Hispanic	421	1,442	1,863
Unknown	329	1,528	1,857
Gender	811	3,039	3,850
Female	398	1,777	2,175
Male	413	1,261	1,674
Unknown	0	1	1



# COVID-19: Glades County vaccine summary

Vaccination data through May 2, 2021 as of May 3, 2021 at 12:05 AM

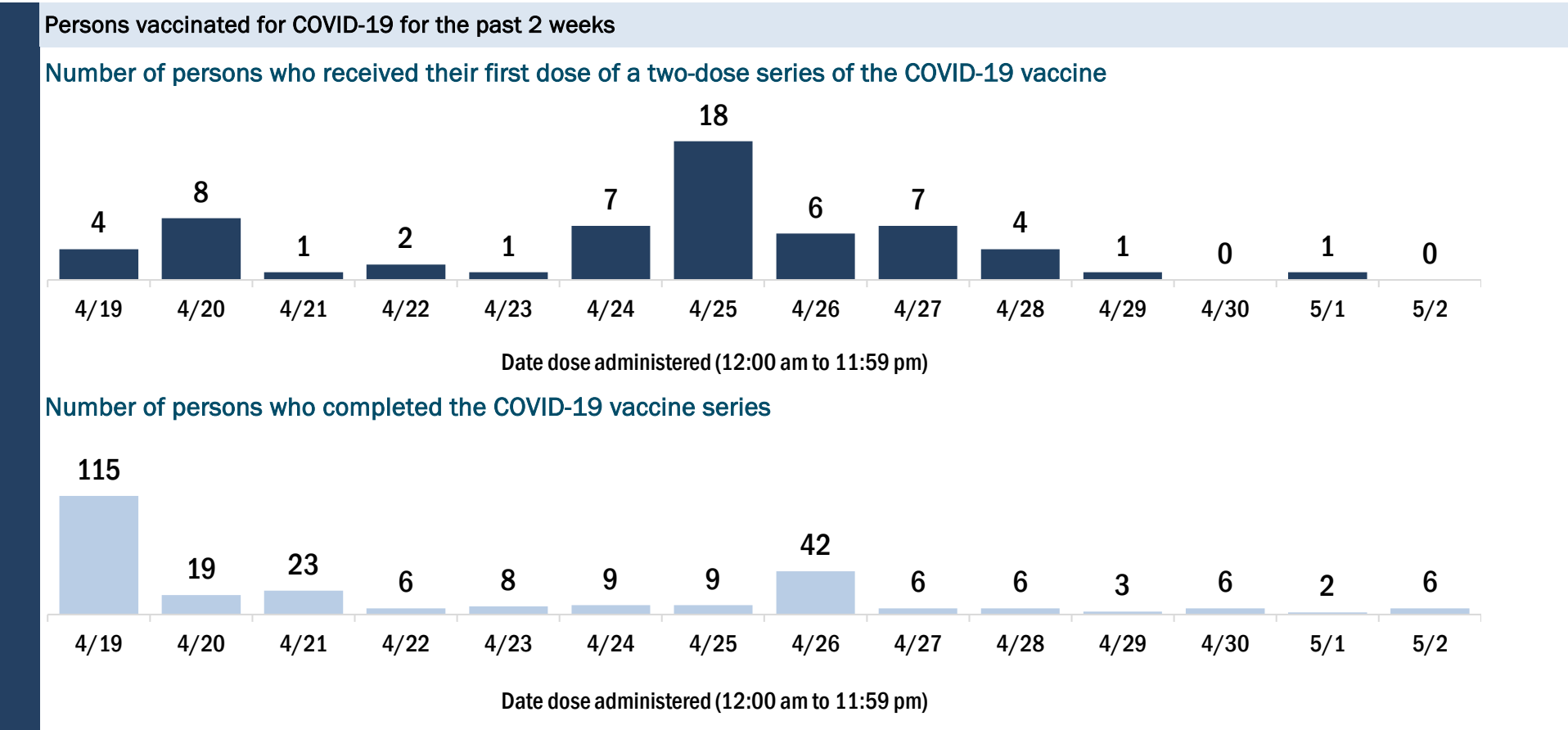
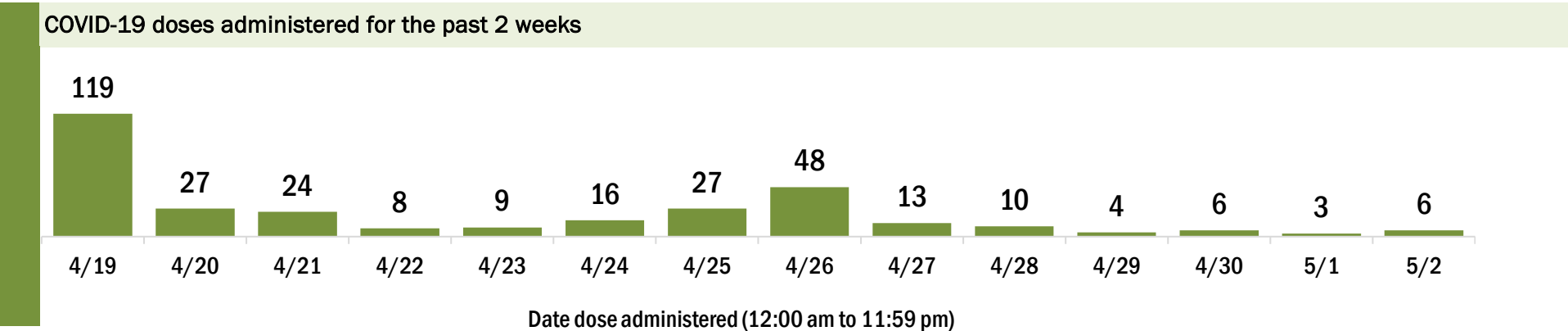
Data in this report are provisional and subject to change.

Data in this summary pertain to COVID-19 vaccines approved by the U.S. Food and Drug Administration and have been issued an Emergency Use Authorization (Janssen COVID-19 Vaccine, Moderna COVID-19 Vaccine and Pfizer-BioNTech COVID-19 Vaccine). These data summarize the number of people who have received either their first dose or have completed the series for a COVID-19 vaccine. **A person can only be counted in one category, first dose or series complete.** For persons receiving Moderna or Pfizer vaccines, once they receive their second dose, they are moved from the first dose column to the series completed column. **Because of this, the total first dose category may show a change from report to report not matching the total receiving their first dose from the previous day.** Persons receiving Johnson & Johnson vaccines will always be counted in the series completed column.

COVID-19 doses for vaccinated persons in Florida	
Doses administered	4,928
People receiving one dose of a 1-dose series (Johnson & Johnson) or receiving only one dose of a 2-dose series (Moderna, Pfizer) count once. Persons receiving both doses of a 2-dose series count twice.	

Current status of persons vaccinated for COVID-19 in Florida	
Total people vaccinated	2,974
First dose	788
Series completed	2,186
Completed 1-dose series	232
Completed 2-dose series	1,954
First dose: current number of people who have only received their first dose of the Moderna or Pfizer vaccine.	
Series complete: current number of people who have received both Moderna or Pfizer vaccine doses or one Johnson & Johnson dose and are considered fully immunized.	

Demographic summary	First dose	Series complete	Total people vaccinated
Age group	788	2,186	2,974
16-24 years	119	13	132
25-34 years	237	51	288
35-44 years	131	79	210
45-54 years	95	154	249
55-64 years	91	376	467
65-74 years	59	825	884
75-84 years	45	578	623
85+ years	11	110	121
Race	788	2,186	2,974
White	670	1,613	2,283
Black	33	112	145
American Indian/Alaskan	1	18	19
Other	27	115	142
Unknown	57	328	385
Other race includes Asian, native Hawaiian/Pacific Islander, or other.			
Ethnicity	788	2,186	2,974
Hispanic	476	117	593
Non-Hispanic	168	1,026	1,194
Unknown	144	1,043	1,187
Gender	788	2,186	2,974
Female	171	1,025	1,196
Male	617	1,161	1,778
Unknown	0	0	0



# COVID-19: Gulf County vaccine summary

Vaccination data through May 2, 2021 as of May 3, 2021 at 12:05 AM

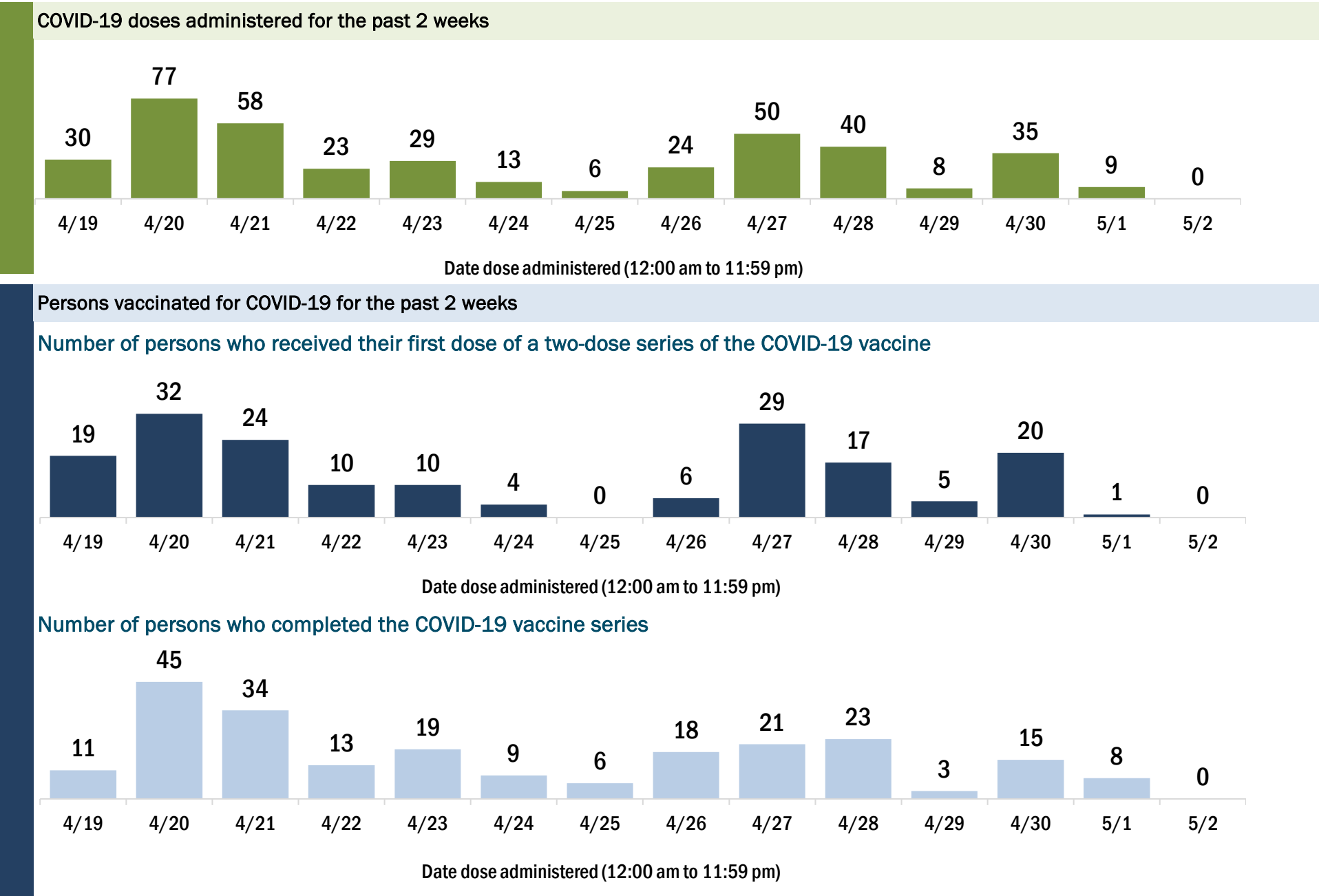
Data in this report are provisional and subject to change.

Data in this summary pertain to COVID-19 vaccines approved by the U.S. Food and Drug Administration and have been issued an Emergency Use Authorization (Janssen COVID-19 Vaccine, Moderna COVID-19 Vaccine and Pfizer-BioNTech COVID-19 Vaccine). These data summarize the number of people who have received either their first dose or have completed the series for a COVID-19 vaccine. **A person can only be counted in one category, first dose or series complete.** For persons receiving Moderna or Pfizer vaccines, once they receive their second dose, they are moved from the first dose column to the series completed column. **Because of this, the total first dose category may show a change from report to report not matching the total receiving their first dose from the previous day.** Persons receiving Johnson & Johnson vaccines will always be counted in the series completed column.

COVID-19 doses for vaccinated persons in Florida	
Doses administered	7,909
People receiving one dose of a 1-dose series (Johnson & Johnson) or receiving only one dose of a 2-dose series (Moderna, Pfizer) count once. Persons receiving both doses of a 2-dose series count twice.	

Current status of persons vaccinated for COVID-19 in Florida	
Total people vaccinated	4,674
First dose	1,194
Series completed	3,480
Completed 1-dose series	245
Completed 2-dose series	3,235
First dose: current number of people who have only received their first dose of the Moderna or Pfizer vaccine.	
Series complete: current number of people who have received both Moderna or Pfizer vaccine doses or one Johnson & Johnson dose and are considered fully immunized.	

Demographic summary	First dose	Series complete	Total people vaccinated
Age group	1,194	3,480	4,674
16-24 years	65	46	111
25-34 years	162	75	237
35-44 years	188	130	318
45-54 years	255	273	528
55-64 years	287	610	897
65-74 years	141	1,465	1,606
75-84 years	87	690	777
85+ years	9	191	200
Race	1,194	3,480	4,674
White	828	3,059	3,887
Black	272	255	527
American Indian/Alaskan	3	10	13
Other	70	90	160
Unknown	21	66	87
Other race includes Asian, native Hawaiian/Pacific Islander, or other.			
Ethnicity	1,194	3,480	4,674
Hispanic	17	36	53
Non-Hispanic	555	3,120	3,675
Unknown	622	324	946
Gender	1,194	3,480	4,674
Female	431	1,831	2,262
Male	763	1,649	2,412
Unknown	0	0	0





# COVID-19: Hamilton County vaccine summary

Vaccination data through May 2, 2021 as of May 3, 2021 at 12:05 AM

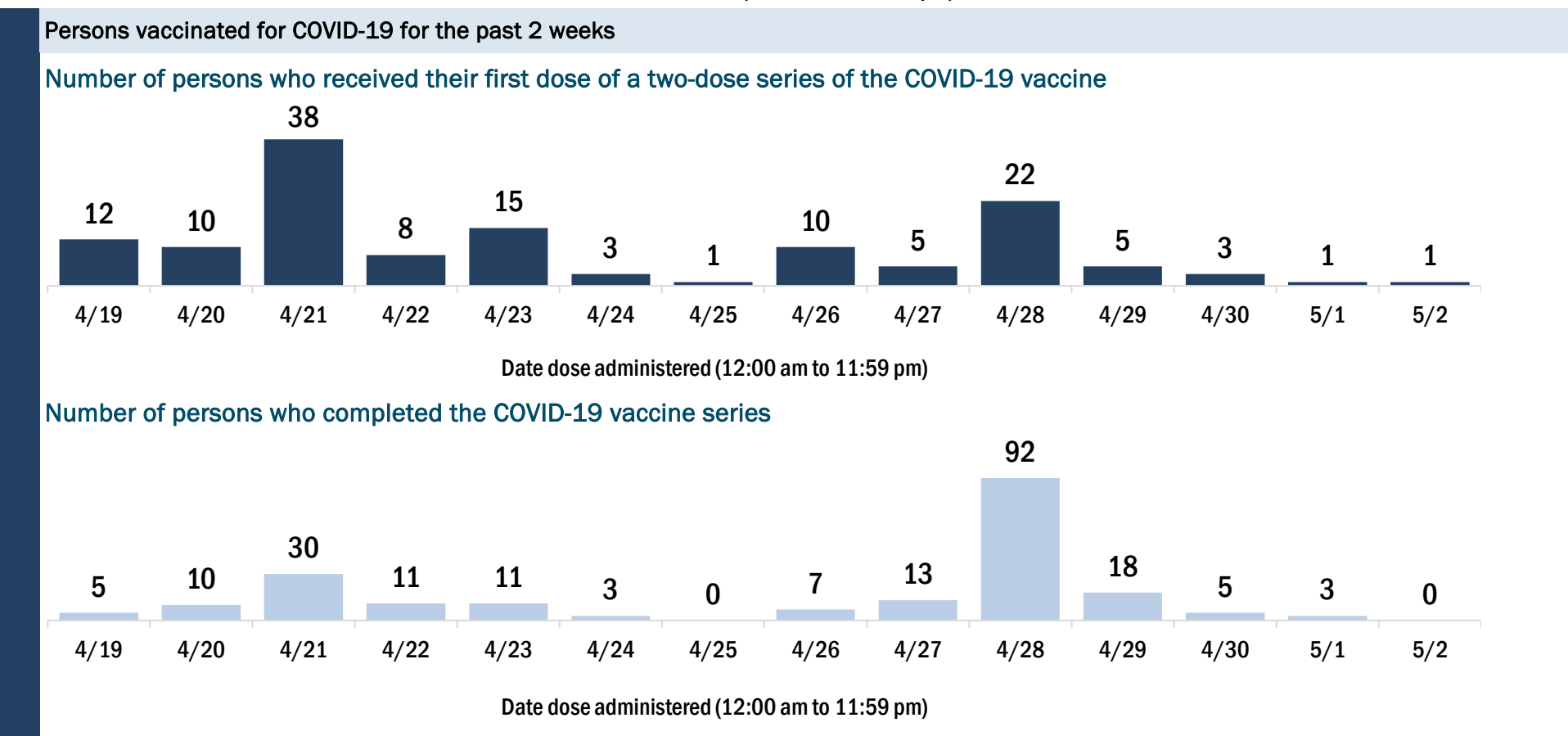
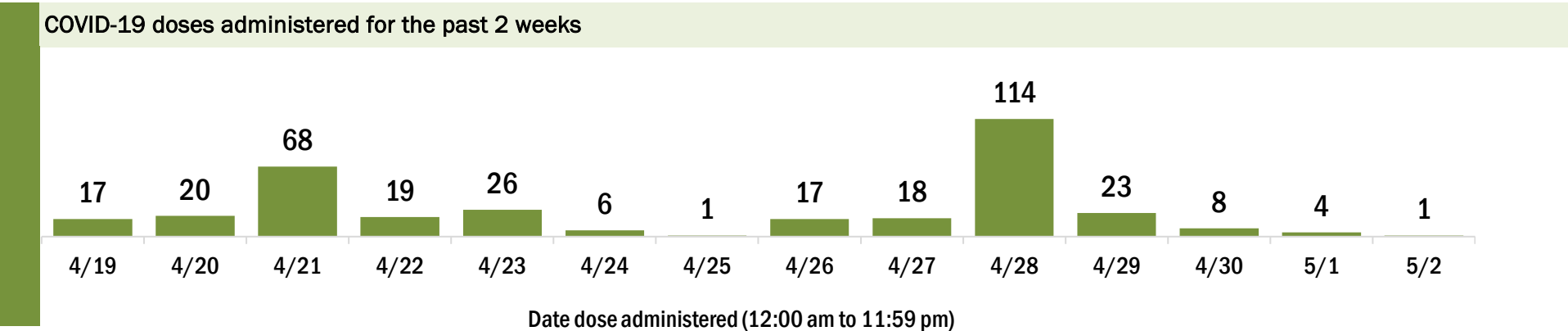
Data in this report are provisional and subject to change.

Data in this summary pertain to COVID-19 vaccines approved by the U.S. Food and Drug Administration and have been issued an Emergency Use Authorization (Janssen COVID-19 Vaccine, Moderna COVID-19 Vaccine and Pfizer-BioNTech COVID-19 Vaccine). These data summarize the number of people who have received either their first dose or have completed the series for a COVID-19 vaccine. **A person can only be counted in one category, first dose or series complete.** For persons receiving Moderna or Pfizer vaccines, once they receive their second dose, they are moved from the first dose column to the series completed column. **Because of this, the total first dose category may show a change from report to report not matching the total receiving their first dose from the previous day.** Persons receiving Johnson & Johnson vaccines will always be counted in the series completed column.

COVID-19 doses for vaccinated persons in Florida	
Doses administered	5,344
People receiving one dose of a 1-dose series (Johnson & Johnson) or receiving only one dose of a 2-dose series (Moderna, Pfizer) count once. Persons receiving both doses of a 2-dose series count twice.	

Current status of persons vaccinated for COVID-19 in Florida	
Total people vaccinated	3,244
First dose	918
Series completed	2,326
Completed 1-dose series	226
Completed 2-dose series	2,100
First dose: current number of people who have only received their first dose of the Moderna or Pfizer vaccine.	
Series complete: current number of people who have received both Moderna or Pfizer vaccine doses or one Johnson & Johnson dose and are considered fully immunized.	

Demographic summary	First dose	Series complete	Total people vaccinated
Age group	918	2,326	3,244
16-24 years	45	31	76
25-34 years	143	50	193
35-44 years	170	97	267
45-54 years	182	202	384
55-64 years	214	496	710
65-74 years	98	904	1,002
75-84 years	37	441	478
85+ years	29	105	134
Race	918	2,326	3,244
White	462	1,411	1,873
Black	327	548	875
American Indian/Alaskan	7	2	9
Other	93	136	229
Unknown	29	229	258
Other race includes Asian, native Hawaiian/Pacific Islander, or other.			
Ethnicity	918	2,326	3,244
Hispanic	64	60	124
Non-Hispanic	712	1,381	2,093
Unknown	142	885	1,027
Gender	918	2,326	3,244
Female	276	1,306	1,582
Male	642	1,020	1,662
Unknown	0	0	0



# COVID-19: Hardee County vaccine summary

Vaccination data through May 2, 2021 as of May 3, 2021 at 12:05 AM

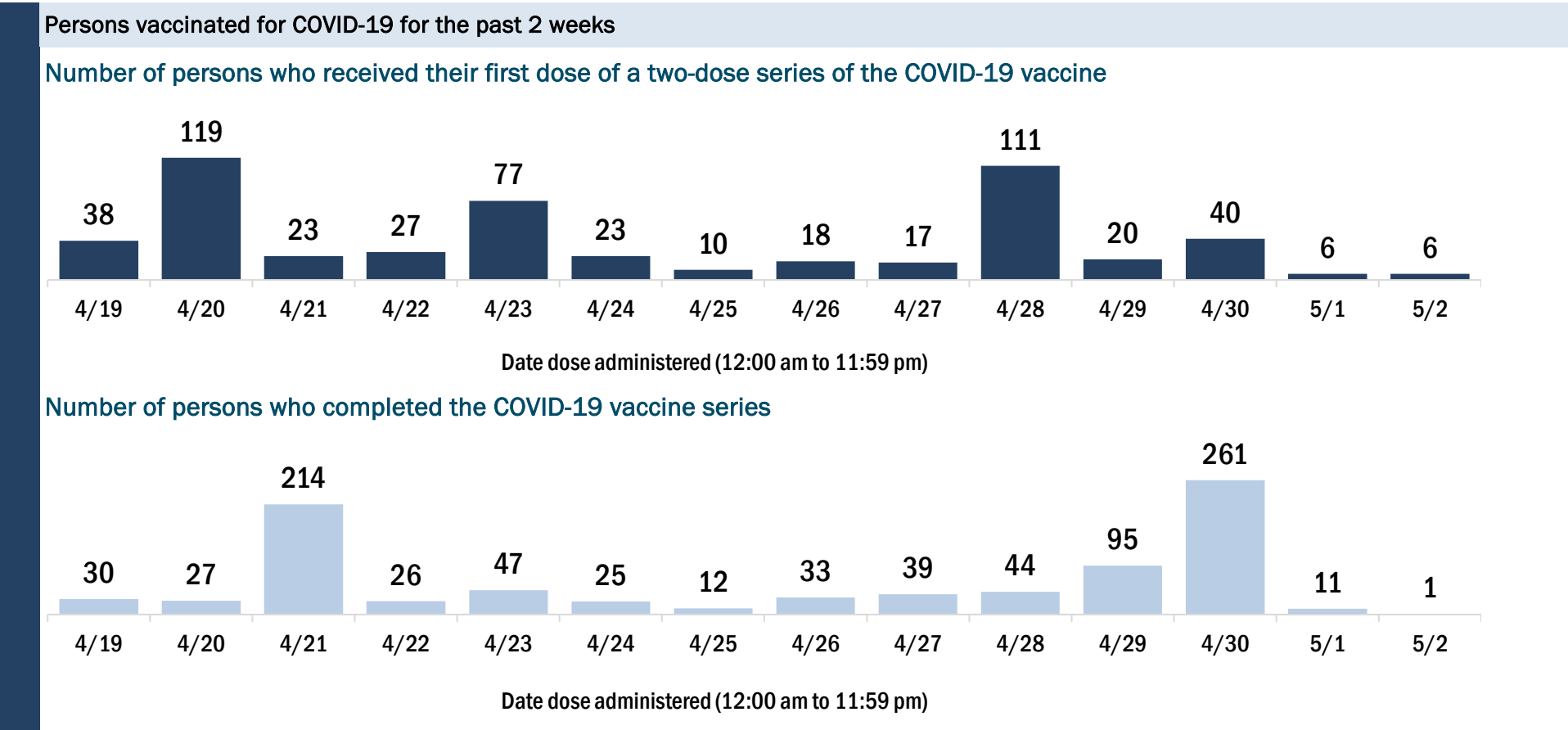
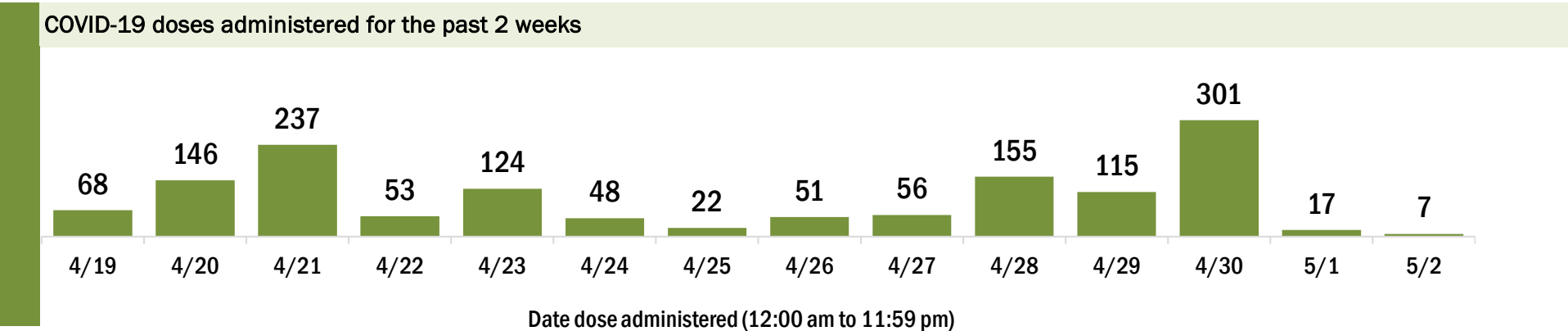
Data in this report are provisional and subject to change.

Data in this summary pertain to COVID-19 vaccines approved by the U.S. Food and Drug Administration and have been issued an Emergency Use Authorization (Janssen COVID-19 Vaccine, Moderna COVID-19 Vaccine and Pfizer-BioNTech COVID-19 Vaccine). These data summarize the number of people who have received either their first dose or have completed the series for a COVID-19 vaccine. **A person can only be counted in one category, first dose or series complete.** For persons receiving Moderna or Pfizer vaccines, once they receive their second dose, they are moved from the first dose column to the series completed column. **Because of this, the total first dose category may show a change from report to report not matching the total receiving their first dose from the previous day.** Persons receiving Johnson & Johnson vaccines will always be counted in the series completed column.

COVID-19 doses for vaccinated persons in Florida	
Doses administered	9,945
People receiving one dose of a 1-dose series (Johnson & Johnson) or receiving only one dose of a 2-dose series (Moderna, Pfizer) count once. Persons receiving both doses of a 2-dose series count twice.	

Current status of persons vaccinated for COVID-19 in Florida	
Total people vaccinated	5,829
First dose	1,557
Series completed	4,272
Completed 1-dose series	156
Completed 2-dose series	4,116
<b>First dose:</b> current number of people who have only received their first dose of the Moderna or Pfizer vaccine.	
<b>Series complete:</b> current number of people who have received both Moderna or Pfizer vaccine doses or one Johnson & Johnson dose and are considered fully immunized.	

Demographic summary	First dose	Series complete	Total people vaccinated
Age group	1,557	4,272	5,829
16-24 years	167	85	252
25-34 years	228	155	383
35-44 years	247	199	446
45-54 years	298	406	704
55-64 years	313	765	1,078
65-74 years	186	1,427	1,613
75-84 years	97	962	1,059
85+ years	21	273	294
Race	1,557	4,272	5,829
White	1,150	3,560	4,710
Black	67	179	246
American Indian/Alaskan	2	26	28
Other	245	416	661
Unknown	93	91	184
Other race includes Asian, native Hawaiian/Pacific Islander, or other.			
Ethnicity	1,557	4,272	5,829
Hispanic	731	708	1,439
Non-Hispanic	558	3,193	3,751
Unknown	268	371	639
Gender	1,557	4,272	5,829
Female	740	2,309	3,049
Male	814	1,962	2,776
Unknown	3	1	4



# COVID-19: Hendry County vaccine summary

Vaccination data through May 2, 2021 as of May 3, 2021 at 12:05 AM

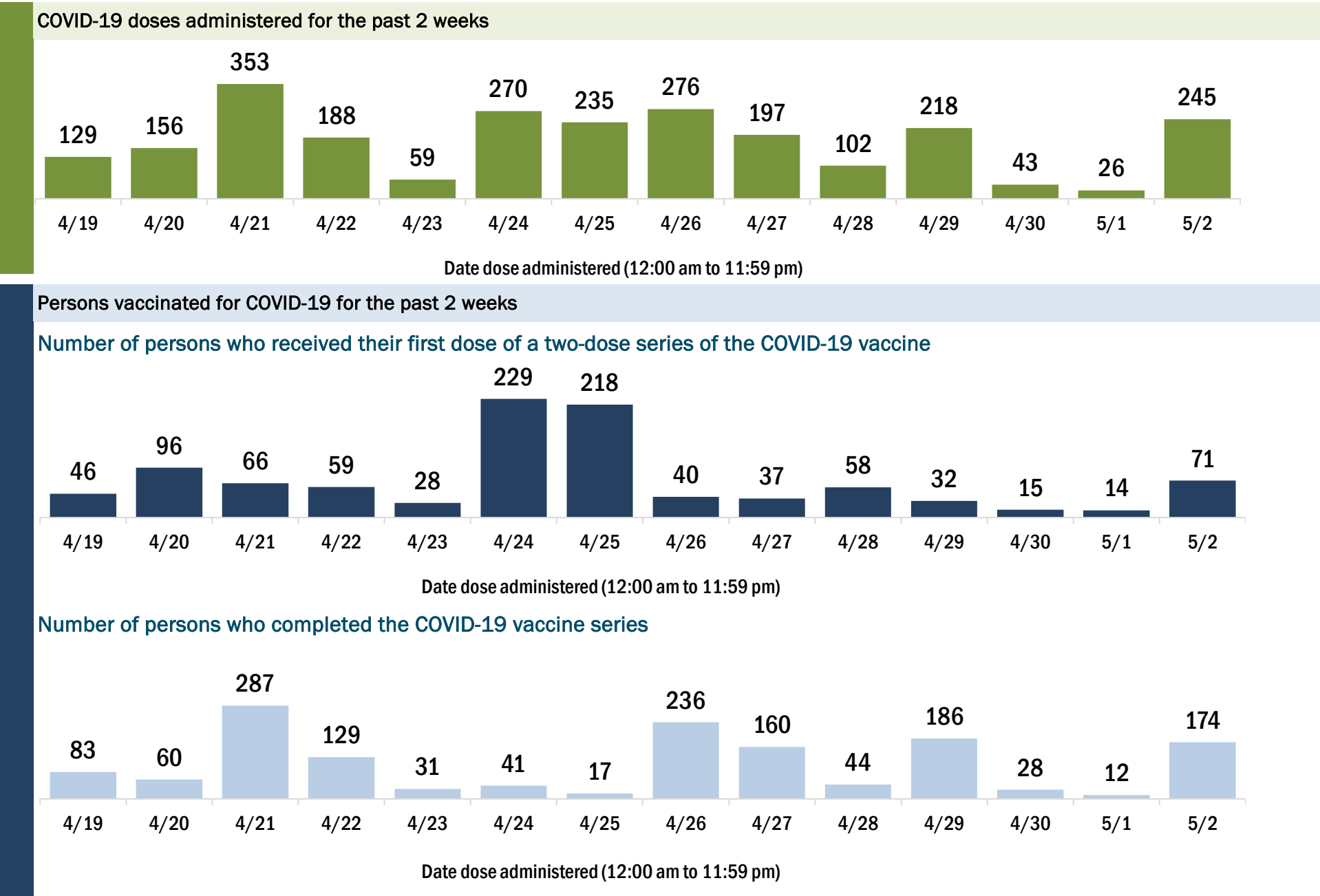
Data in this report are provisional and subject to change.

Data in this summary pertain to COVID-19 vaccines approved by the U.S. Food and Drug Administration and have been issued an Emergency Use Authorization (Janssen COVID-19 Vaccine, Moderna COVID-19 Vaccine and Pfizer-BioNTech COVID-19 Vaccine). These data summarize the number of people who have received either their first dose or have completed the series for a COVID-19 vaccine. **A person can only be counted in one category, first dose or series complete.** For persons receiving Moderna or Pfizer vaccines, once they receive their second dose, they are moved from the first dose column to the series completed column. **Because of this, the total first dose category may show a change from report to report not matching the total receiving their first dose from the previous day.** Persons receiving Johnson & Johnson vaccines will always be counted in the series completed column.

COVID-19 doses for vaccinated persons in Florida	
Doses administered	18,403
People receiving one dose of a 1-dose series (Johnson & Johnson) or receiving only one dose of a 2-dose series (Moderna, Pfizer) count once. Persons receiving both doses of a 2-dose series count twice.	

Current status of persons vaccinated for COVID-19 in Florida	
Total people vaccinated	11,573
First dose	3,587
Series completed	7,986
Completed 1-dose series	1,156
Completed 2-dose series	6,830
<b>First dose:</b> current number of people who have only received their first dose of the Moderna or Pfizer vaccine.	
<b>Series complete:</b> current number of people who have received both Moderna or Pfizer vaccine doses or one Johnson & Johnson dose and are considered fully immunized.	

Demographic summary	First dose	Series complete	Total people vaccinated
Age group	3,587	7,986	11,573
16-24 years	508	275	783
25-34 years	656	508	1,164
35-44 years	669	596	1,265
45-54 years	636	1,108	1,744
55-64 years	634	1,765	2,399
65-74 years	288	2,257	2,545
75-84 years	138	1,157	1,295
85+ years	58	320	378
Race	3,587	7,986	11,573
White	2,659	5,426	8,085
Black	194	532	726
American Indian/Alaskan	3	24	27
Other	431	1,241	1,672
Unknown	300	763	1,063
Other race includes Asian, native Hawaiian/Pacific Islander, or other.			
Ethnicity	3,587	7,986	11,573
Hispanic	1,984	2,455	4,439
Non-Hispanic	798	3,212	4,010
Unknown	805	2,319	3,124
Gender	3,587	7,986	11,573
Female	1,378	4,030	5,408
Male	2,207	3,954	6,161
Unknown	2	2	4



# COVID-19: Hernando County vaccine summary

Vaccination data through May 2, 2021 as of May 3, 2021 at 12:05 AM

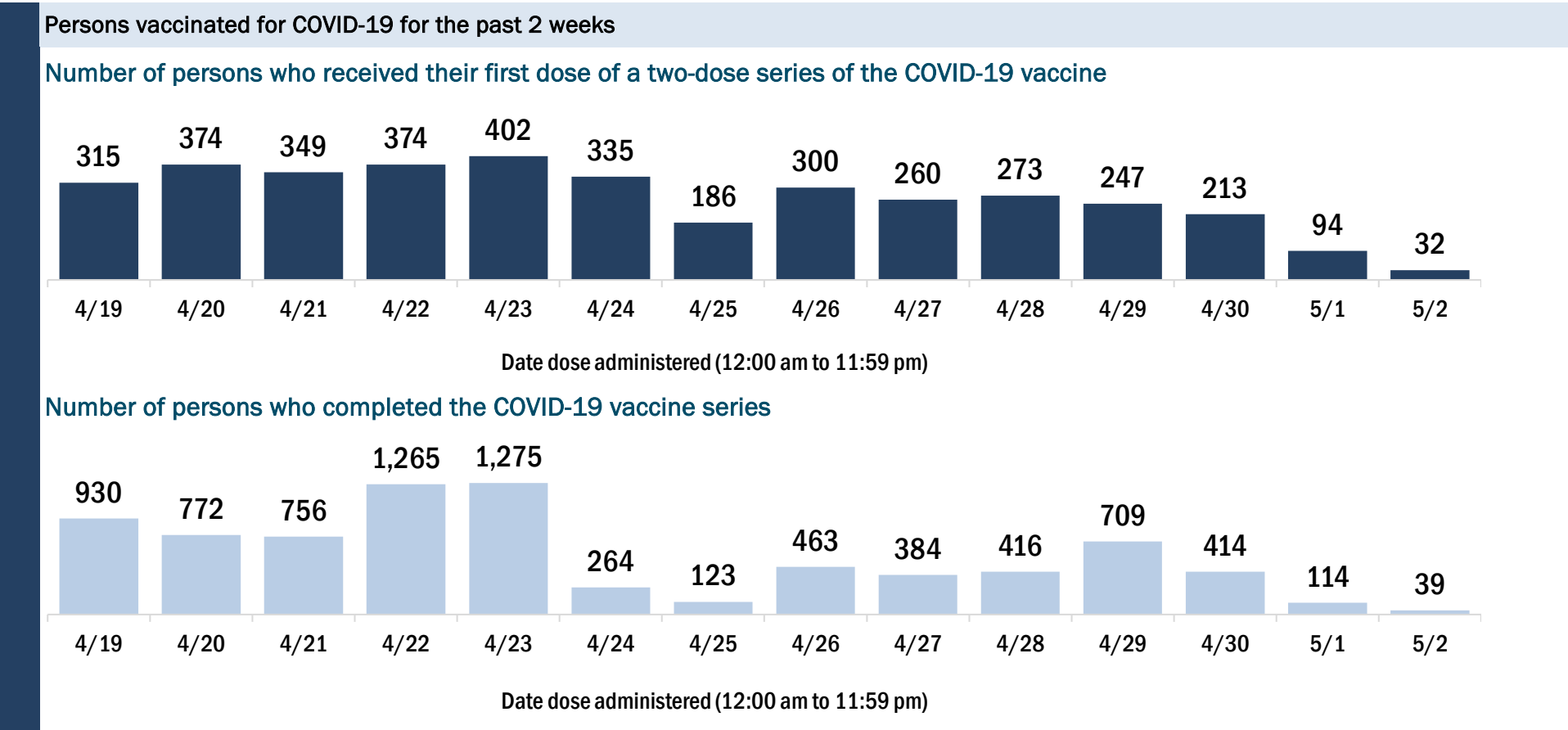
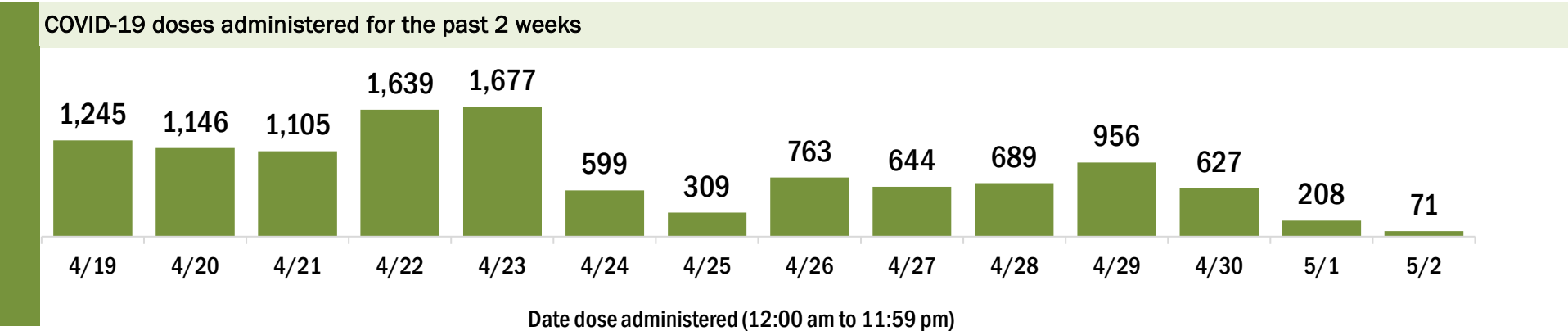
Data in this report are provisional and subject to change.

Data in this summary pertain to COVID-19 vaccines approved by the U.S. Food and Drug Administration and have been issued an Emergency Use Authorization (Janssen COVID-19 Vaccine, Moderna COVID-19 Vaccine and Pfizer-BioNTech COVID-19 Vaccine). These data summarize the number of people who have received either their first dose or have completed the series for a COVID-19 vaccine. **A person can only be counted in one category, first dose or series complete.** For persons receiving Moderna or Pfizer vaccines, once they receive their second dose, they are moved from the first dose column to the series completed column. **Because of this, the total first dose category may show a change from report to report not matching the total receiving their first dose from the previous day.** Persons receiving Johnson & Johnson vaccines will always be counted in the series completed column.

COVID-19 doses for vaccinated persons in Florida	
Doses administered	113,295
People receiving one dose of a 1-dose series (Johnson & Johnson) or receiving only one dose of a 2-dose series (Moderna, Pfizer) count once. Persons receiving both doses of a 2-dose series count twice.	

Current status of persons vaccinated for COVID-19 in Florida	
Total people vaccinated	67,796
First dose	17,426
Series completed	50,370
Completed 1-dose series	4,871
Completed 2-dose series	45,499
First dose: current number of people who have only received their first dose of the Moderna or Pfizer vaccine.	
Series complete: current number of people who have received both Moderna or Pfizer vaccine doses or one Johnson & Johnson dose and are considered fully immunized.	

Demographic summary	First dose	Series complete	Total people vaccinated
Age group	17,426	50,370	67,796
16-24 years	1,605	725	2,330
25-34 years	1,783	1,310	3,093
35-44 years	2,161	2,260	4,421
45-54 years	2,671	4,720	7,391
55-64 years	3,575	9,729	13,304
65-74 years	2,955	17,086	20,041
75-84 years	1,909	11,087	12,996
85+ years	767	3,453	4,220
Race	17,426	50,370	67,796
White	11,970	36,405	48,375
Black	579	1,283	1,862
American Indian/Alaskan	85	155	240
Other	1,426	3,479	4,905
Unknown	3,366	9,048	12,414
Other race includes Asian, native Hawaiian/Pacific Islander, or other.			
Ethnicity	17,426	50,370	67,796
Hispanic	1,589	2,461	4,050
Non-Hispanic	8,691	28,397	37,088
Unknown	7,146	19,512	26,658
Gender	17,426	50,370	67,796
Female	9,639	29,077	38,716
Male	7,771	21,259	29,030
Unknown	16	34	50





# COVID-19: Highlands County vaccine summary

Vaccination data through May 2, 2021 as of May 3, 2021 at 12:05 AM

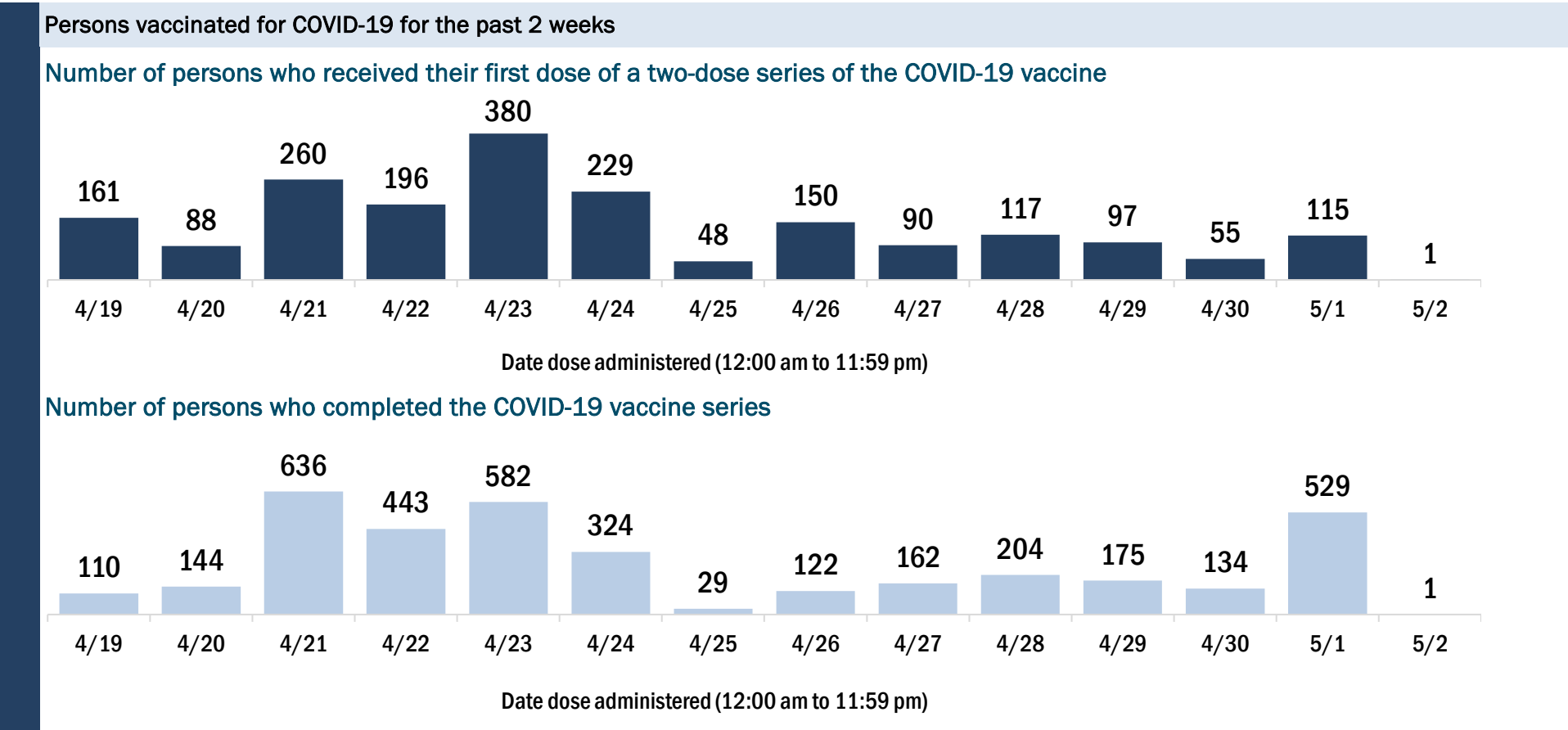
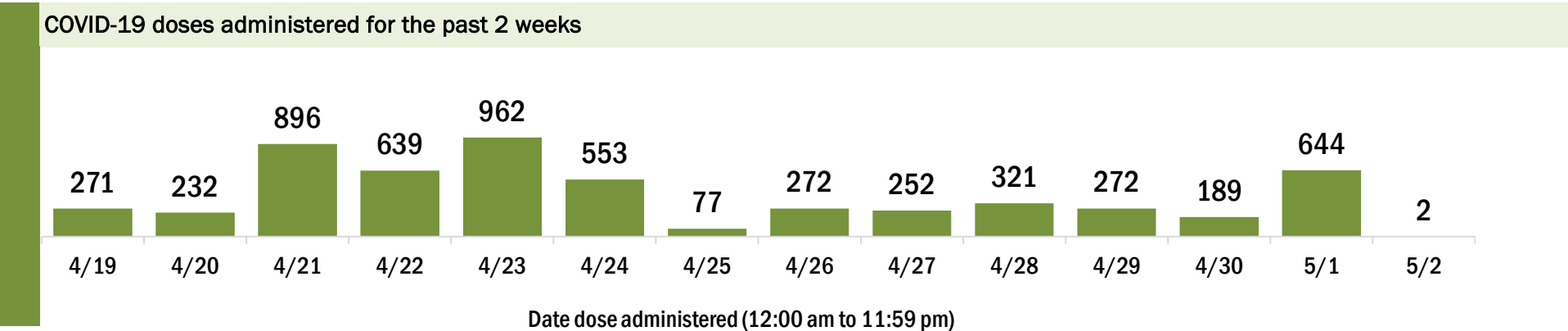
Data in this report are provisional and subject to change.

Data in this summary pertain to COVID-19 vaccines approved by the U.S. Food and Drug Administration and have been issued an Emergency Use Authorization (Janssen COVID-19 Vaccine, Moderna COVID-19 Vaccine and Pfizer-BioNTech COVID-19 Vaccine). These data summarize the number of people who have received either their first dose or have completed the series for a COVID-19 vaccine. **A person can only be counted in one category, first dose or series complete.** For persons receiving Moderna or Pfizer vaccines, once they receive their second dose, they are moved from the first dose column to the series completed column. **Because of this, the total first dose category may show a change from report to report not matching the total receiving their first dose from the previous day.** Persons receiving Johnson & Johnson vaccines will always be counted in the series completed column.

COVID-19 doses for vaccinated persons in Florida	
Doses administered	69,165
People receiving one dose of a 1-dose series (Johnson & Johnson) or receiving only one dose of a 2-dose series (Moderna, Pfizer) count once. Persons receiving both doses of a 2-dose series count twice.	

Current status of persons vaccinated for COVID-19 in Florida	
Total people vaccinated	41,618
First dose	13,359
Series completed	28,259
Completed 1-dose series	712
Completed 2-dose series	27,547
First dose: current number of people who have only received their first dose of the Moderna or Pfizer vaccine.	
Series complete: current number of people who have received both Moderna or Pfizer vaccine doses or one Johnson & Johnson dose and are considered fully immunized.	

Demographic summary	First dose	Series complete	Total people vaccinated
Age group	13,359	28,259	41,618
16-24 years	644	212	856
25-34 years	687	500	1,187
35-44 years	905	762	1,667
45-54 years	1,296	1,603	2,899
55-64 years	2,437	4,415	6,852
65-74 years	3,656	10,400	14,056
75-84 years	2,832	8,119	10,951
85+ years	902	2,248	3,150
Race	13,359	28,259	41,618
White	10,285	23,336	33,621
Black	683	958	1,641
American Indian/Alaskan	150	194	344
Other	913	1,709	2,622
Unknown	1,328	2,062	3,390
Other race includes Asian, native Hawaiian/Pacific Islander, or other.			
Ethnicity	13,359	28,259	41,618
Hispanic	1,765	1,830	3,595
Non-Hispanic	8,227	21,186	29,413
Unknown	3,367	5,243	8,610
Gender	13,359	28,259	41,618
Female	7,061	15,445	22,506
Male	6,268	12,800	19,068
Unknown	30	14	44



# COVID-19: Hillsborough County vaccine summary

Vaccination data through May 2, 2021 as of May 3, 2021 at 12:05 AM

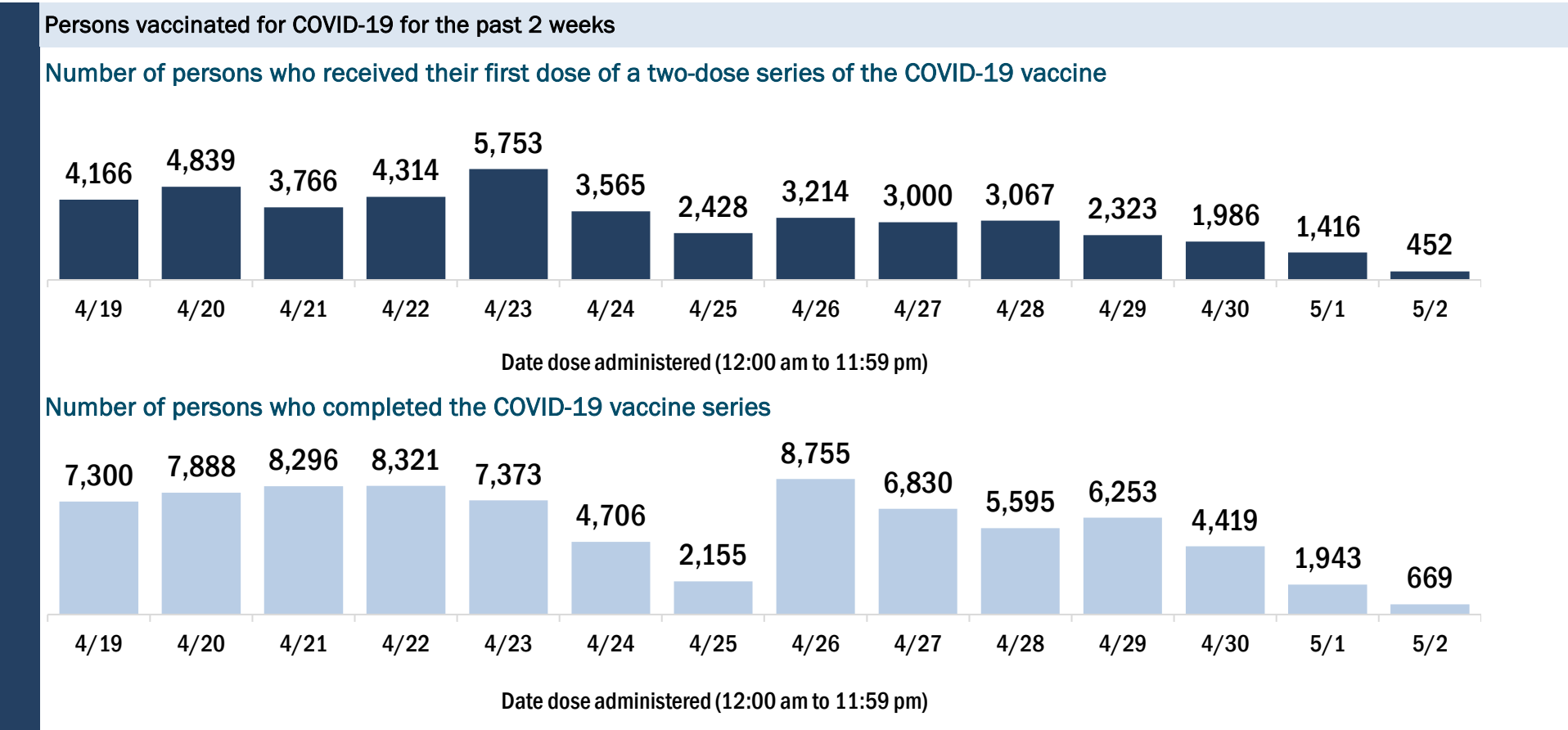
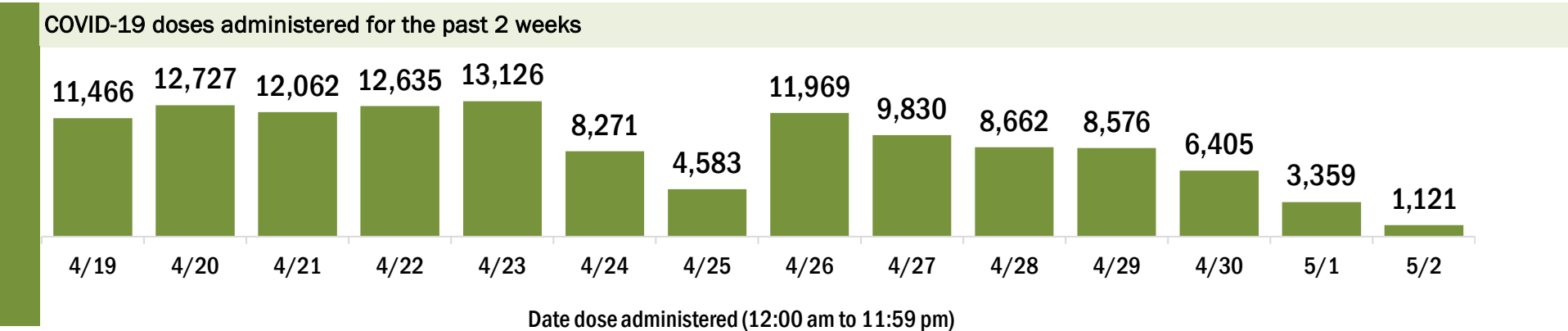
Data in this report are provisional and subject to change.

Data in this summary pertain to COVID-19 vaccines approved by the U.S. Food and Drug Administration and have been issued an Emergency Use Authorization (Janssen COVID-19 Vaccine, Moderna COVID-19 Vaccine and Pfizer-BioNTech COVID-19 Vaccine). These data summarize the number of people who have received either their first dose or have completed the series for a COVID-19 vaccine. **A person can only be counted in one category, first dose or series complete.** For persons receiving Moderna or Pfizer vaccines, once they receive their second dose, they are moved from the first dose column to the series completed column. **Because of this, the total first dose category may show a change from report to report not matching the total receiving their first dose from the previous day.** Persons receiving Johnson & Johnson vaccines will always be counted in the series completed column.

COVID-19 doses for vaccinated persons in Florida	
Doses administered	874,388
People receiving one dose of a 1-dose series (Johnson & Johnson) or receiving only one dose of a 2-dose series (Moderna, Pfizer) count once. Persons receiving both doses of a 2-dose series count twice.	

Current status of persons vaccinated for COVID-19 in Florida	
Total people vaccinated	549,913
First dose	174,864
Series completed	375,049
Completed 1-dose series	50,574
Completed 2-dose series	324,475
First dose: current number of people who have only received their first dose of the Moderna or Pfizer vaccine.	
Series complete: current number of people who have received both Moderna or Pfizer vaccine doses or one Johnson & Johnson dose and are considered fully immunized.	

Demographic summary	First dose	Series complete	Total people vaccinated
Age group	174,864	375,049	549,913
16-24 years	22,787	19,530	42,317
25-34 years	27,049	36,170	63,219
35-44 years	26,748	49,633	76,381
45-54 years	23,941	66,216	90,157
55-64 years	23,001	83,445	106,446
65-74 years	30,493	71,822	102,315
75-84 years	15,707	35,615	51,322
85+ years	5,138	12,618	17,756
Race	174,864	375,049	549,913
White	105,728	245,953	351,681
Black	11,974	25,168	37,142
American Indian/Alaskan	733	989	1,722
Other	25,076	50,416	75,492
Unknown	31,353	52,523	83,876
Other race includes Asian, native Hawaiian/Pacific Islander, or other.			
Ethnicity	174,864	375,049	549,913
Hispanic	25,841	39,684	65,525
Non-Hispanic	84,776	219,037	303,813
Unknown	64,247	116,328	180,575
Gender	174,864	375,049	549,913
Female	91,835	211,433	303,268
Male	82,684	163,372	246,056
Unknown	345	244	589



# COVID-19: Holmes County vaccine summary

Vaccination data through May 2, 2021 as of May 3, 2021 at 12:05 AM

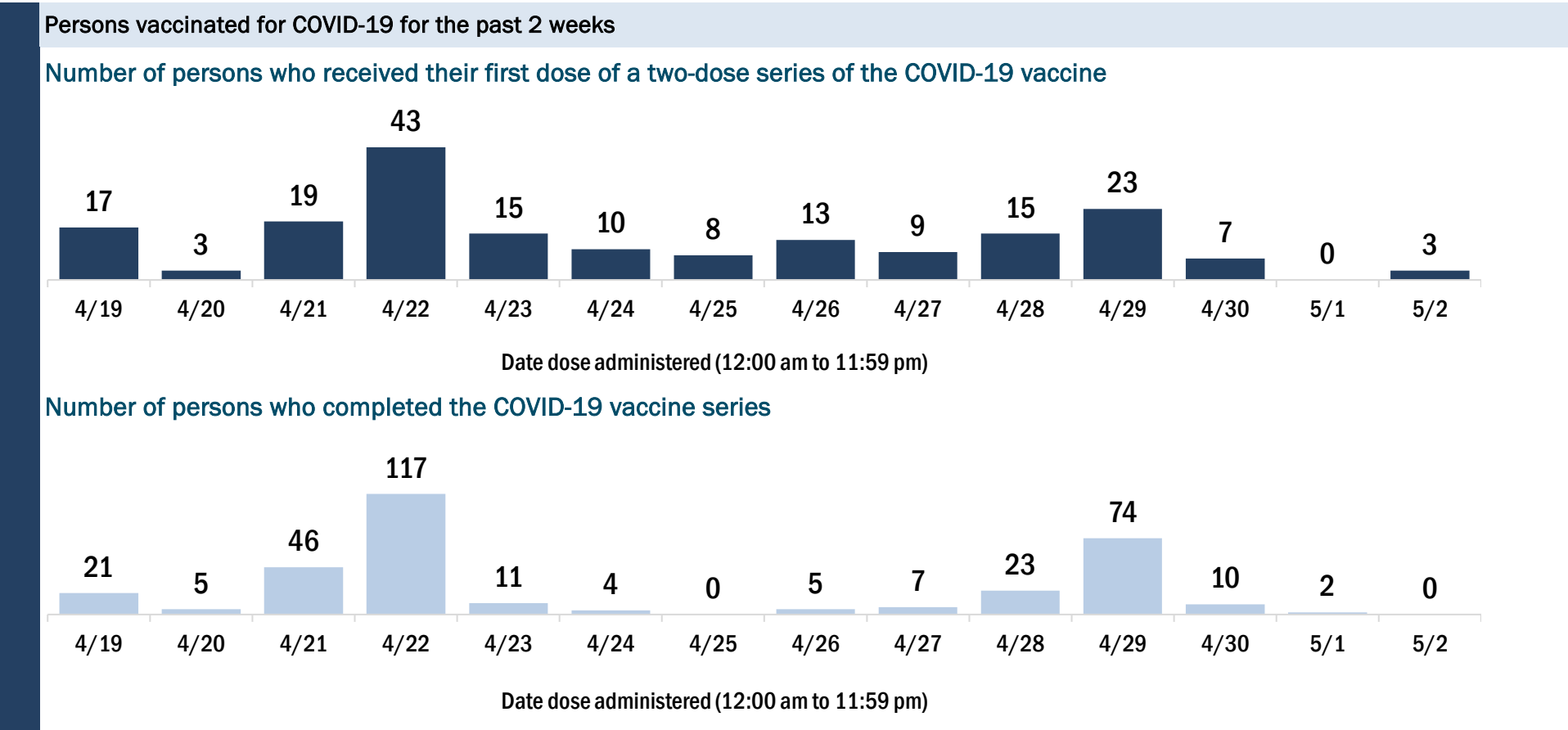
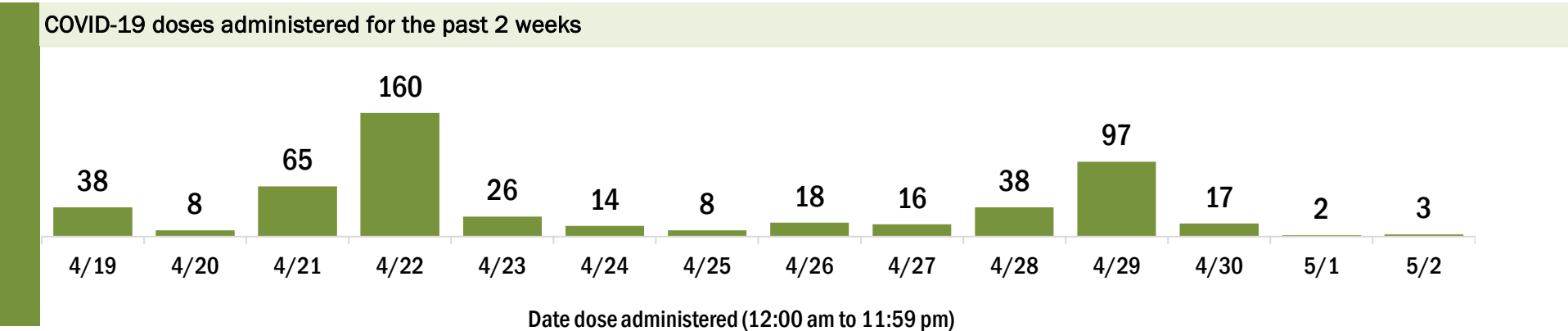
Data in this report are provisional and subject to change.

Data in this summary pertain to COVID-19 vaccines approved by the U.S. Food and Drug Administration and have been issued an Emergency Use Authorization (Janssen COVID-19 Vaccine, Moderna COVID-19 Vaccine and Pfizer-BioNTech COVID-19 Vaccine). These data summarize the number of people who have received either their first dose or have completed the series for a COVID-19 vaccine. **A person can only be counted in one category, first dose or series complete.** For persons receiving Moderna or Pfizer vaccines, once they receive their second dose, they are moved from the first dose column to the series completed column. **Because of this, the total first dose category may show a change from report to report not matching the total receiving their first dose from the previous day.** Persons receiving Johnson & Johnson vaccines will always be counted in the series completed column.

COVID-19 doses for vaccinated persons in Florida	
Doses administered	6,806
People receiving one dose of a 1-dose series (Johnson & Johnson) or receiving only one dose of a 2-dose series (Moderna, Pfizer) count once. Persons receiving both doses of a 2-dose series count twice.	

Current status of persons vaccinated for COVID-19 in Florida	
Total people vaccinated	4,128
First dose	1,137
Series completed	2,991
Completed 1-dose series	313
Completed 2-dose series	2,678
First dose: current number of people who have only received their first dose of the Moderna or Pfizer vaccine.	
Series complete: current number of people who have received both Moderna or Pfizer vaccine doses or one Johnson & Johnson dose and are considered fully immunized.	

Demographic summary	First dose	Series complete	Total people vaccinated
Age group	1,137	2,991	4,128
16-24 years	63	37	100
25-34 years	137	75	212
35-44 years	178	145	323
45-54 years	212	275	487
55-64 years	254	596	850
65-74 years	173	1,011	1,184
75-84 years	96	668	764
85+ years	24	184	208
Race	1,137	2,991	4,128
White	833	2,578	3,411
Black	183	95	278
American Indian/Alaskan	10	32	42
Other	70	173	243
Unknown	41	113	154
Other race includes Asian, native Hawaiian/Pacific Islander, or other.			
Ethnicity	1,137	2,991	4,128
Hispanic	56	26	82
Non-Hispanic	932	2,504	3,436
Unknown	149	461	610
Gender	1,137	2,991	4,128
Female	403	1,642	2,045
Male	734	1,349	2,083
Unknown	0	0	0



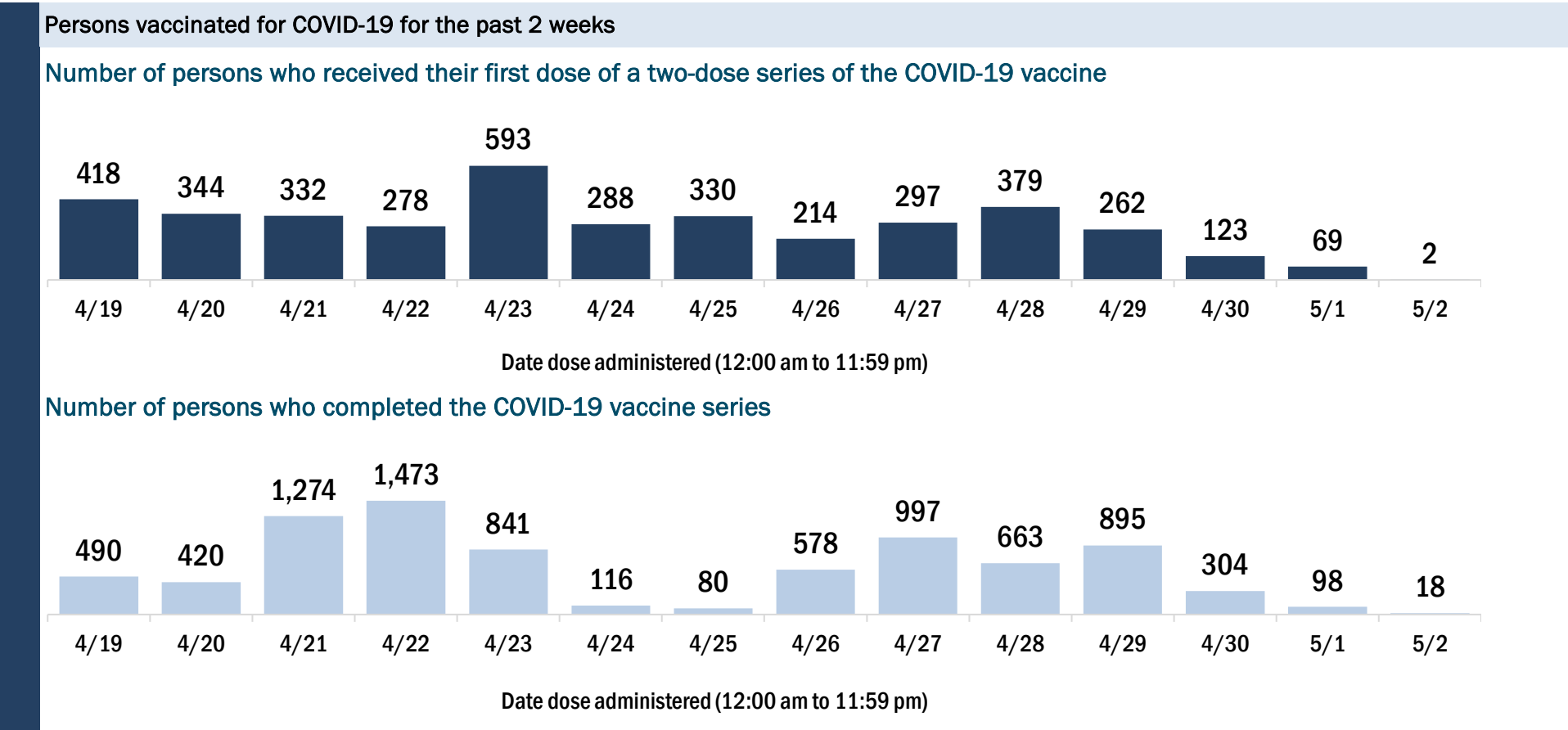
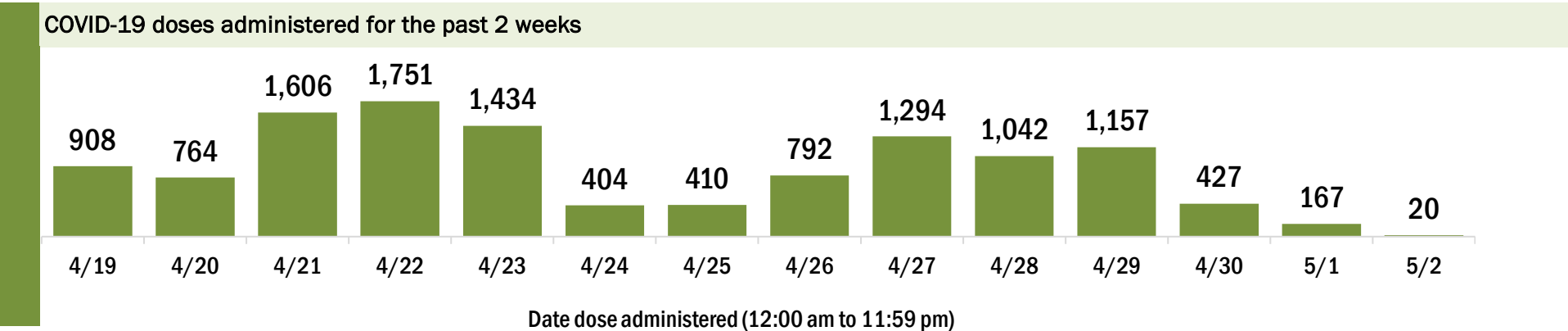
# COVID-19: Indian River County vaccine summary

Vaccination data through May 2, 2021 as of May 3, 2021 at 12:05 AM

Data in this report are provisional and subject to change.

Data in this summary pertain to COVID-19 vaccines approved by the U.S. Food and Drug Administration and have been issued an Emergency Use Authorization (Janssen COVID-19 Vaccine, Moderna COVID-19 Vaccine and Pfizer-BioNTech COVID-19 Vaccine). These data summarize the number of people who have received either their first dose or have completed the series for a COVID-19 vaccine. **A person can only be counted in one category, first dose or series complete.** For persons receiving Moderna or Pfizer vaccines, once they receive their second dose, they are moved from the first dose column to the series completed column. **Because of this, the total first dose category may show a change from report to report not matching the total receiving their first dose from the previous day.** Persons receiving Johnson & Johnson vaccines will always be counted in the series completed column.

COVID-19 doses for vaccinated persons in Florida		Demographic summary			
Doses administered	135,930	First dose	Series complete	Total people vaccinated	
People receiving one dose of a 1-dose series (Johnson & Johnson) or receiving only one dose of a 2-dose series (Moderna, Pfizer) count once. Persons receiving both doses of a 2-dose series count twice.		Age group	24,264	56,860	81,124
		16-24 years	1,599	757	2,356
		25-34 years	1,815	1,442	3,257
		35-44 years	2,099	2,170	4,269
		45-54 years	2,776	4,337	7,113
		55-64 years	4,580	10,795	15,375
		65-74 years	5,500	20,456	25,956
		75-84 years	4,107	12,668	16,775
		85+ years	1,788	4,235	6,023
		Race	24,264	56,860	81,124
		White	17,597	42,173	59,770
		Black	1,245	1,682	2,927
		American Indian/Alaskan	153	290	443
		Other	1,846	3,800	5,646
		Unknown	3,423	8,915	12,338
		Other race includes Asian, native Hawaiian/Pacific Islander, or other.			
		Ethnicity	24,264	56,860	81,124
		Hispanic	2,310	2,035	4,345
		Non-Hispanic	12,352	35,727	48,079
		Unknown	9,602	19,098	28,700
		Gender	24,264	56,860	81,124
		Female	12,709	32,002	44,711
		Male	11,525	24,823	36,348
		Unknown	30	35	65





# COVID-19: Jackson County vaccine summary

Vaccination data through May 2, 2021 as of May 3, 2021 at 12:05 AM

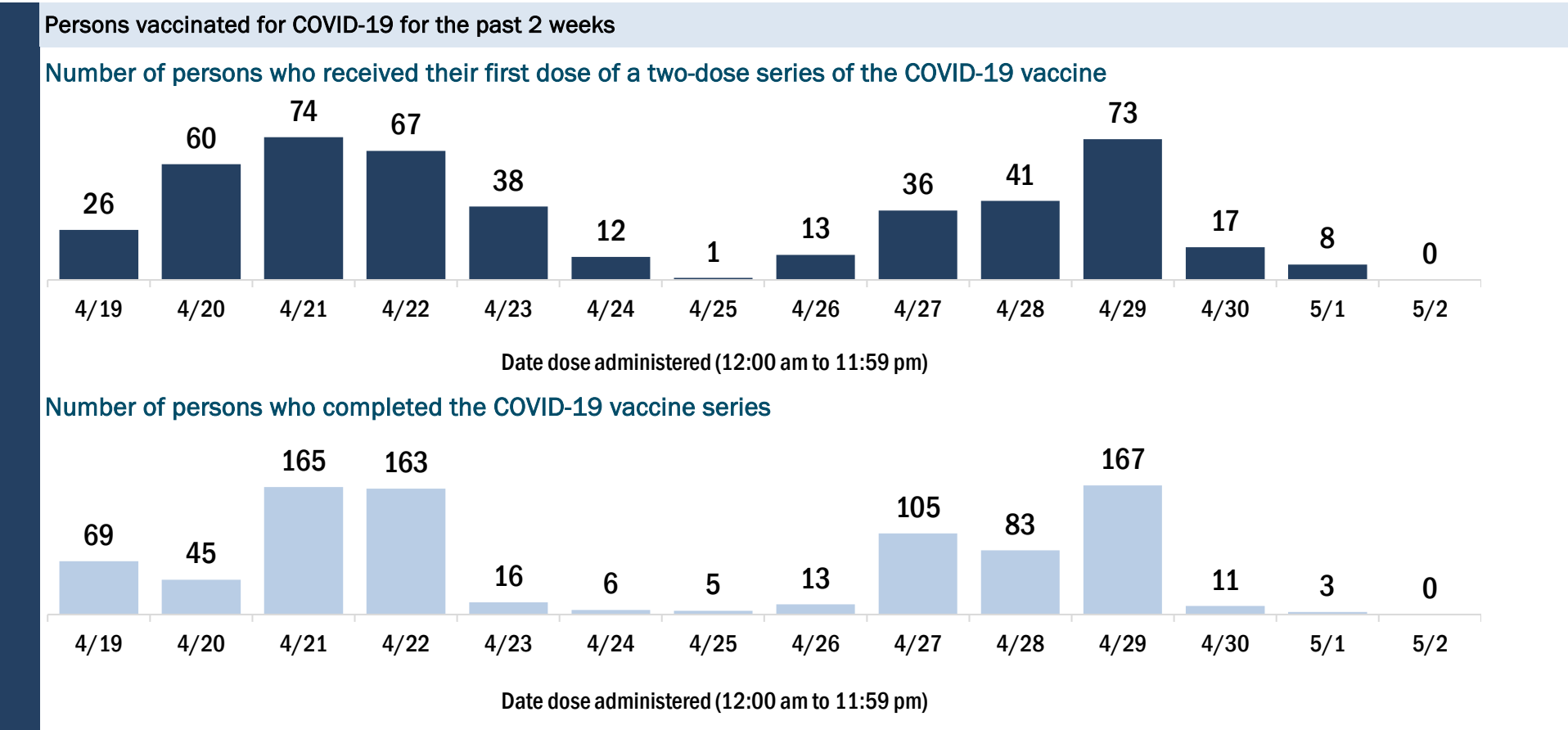
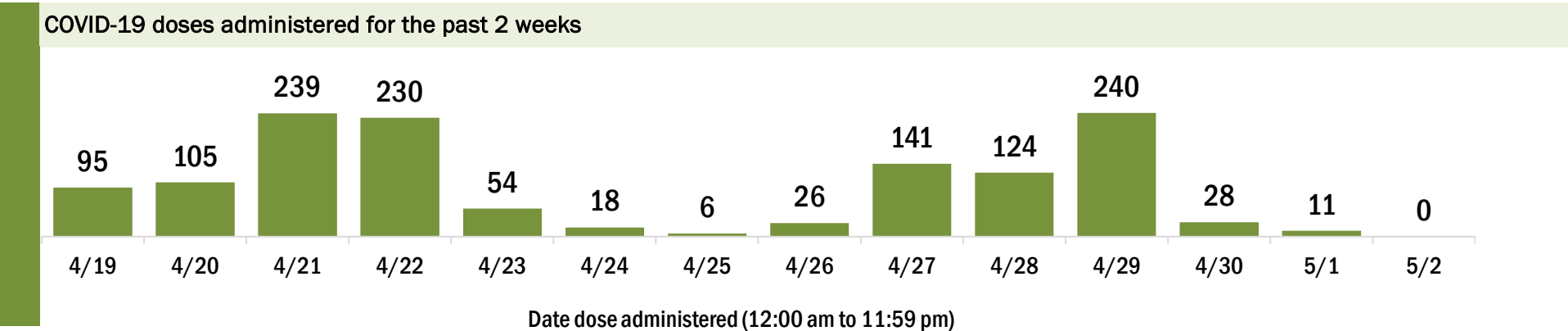
Data in this report are provisional and subject to change.

Data in this summary pertain to COVID-19 vaccines approved by the U.S. Food and Drug Administration and have been issued an Emergency Use Authorization (Janssen COVID-19 Vaccine, Moderna COVID-19 Vaccine and Pfizer-BioNTech COVID-19 Vaccine). These data summarize the number of people who have received either their first dose or have completed the series for a COVID-19 vaccine. **A person can only be counted in one category, first dose or series complete.** For persons receiving Moderna or Pfizer vaccines, once they receive their second dose, they are moved from the first dose column to the series completed column. **Because of this, the total first dose category may show a change from report to report not matching the total receiving their first dose from the previous day.** Persons receiving Johnson & Johnson vaccines will always be counted in the series completed column.

COVID-19 doses for vaccinated persons in Florida	
Doses administered	21,784
People receiving one dose of a 1-dose series (Johnson & Johnson) or receiving only one dose of a 2-dose series (Moderna, Pfizer) count once. Persons receiving both doses of a 2-dose series count twice.	

Current status of persons vaccinated for COVID-19 in Florida	
Total people vaccinated	13,330
First dose	4,046
Series completed	9,284
Completed 1-dose series	830
Completed 2-dose series	8,454
First dose: current number of people who have only received their first dose of the Moderna or Pfizer vaccine.	
Series complete: current number of people who have received both Moderna or Pfizer vaccine doses or one Johnson & Johnson dose and are considered fully immunized.	

Demographic summary	First dose	Series complete	Total people vaccinated
Age group	4,046	9,284	13,330
16-24 years	215	121	336
25-34 years	507	291	798
35-44 years	676	506	1,182
45-54 years	820	934	1,754
55-64 years	746	2,047	2,793
65-74 years	602	2,999	3,601
75-84 years	346	1,794	2,140
85+ years	134	592	726
Race	4,046	9,284	13,330
White	2,382	6,505	8,887
Black	1,135	1,840	2,975
American Indian/Alaskan	22	45	67
Other	203	405	608
Unknown	304	489	793
Other race includes Asian, native Hawaiian/Pacific Islander, or other.			
Ethnicity	4,046	9,284	13,330
Hispanic	240	135	375
Non-Hispanic	2,410	6,934	9,344
Unknown	1,396	2,215	3,611
Gender	4,046	9,284	13,330
Female	1,395	5,293	6,688
Male	2,650	3,991	6,641
Unknown	1	0	1



# COVID-19: Jefferson County vaccine summary

Vaccination data through May 2, 2021 as of May 3, 2021 at 12:05 AM

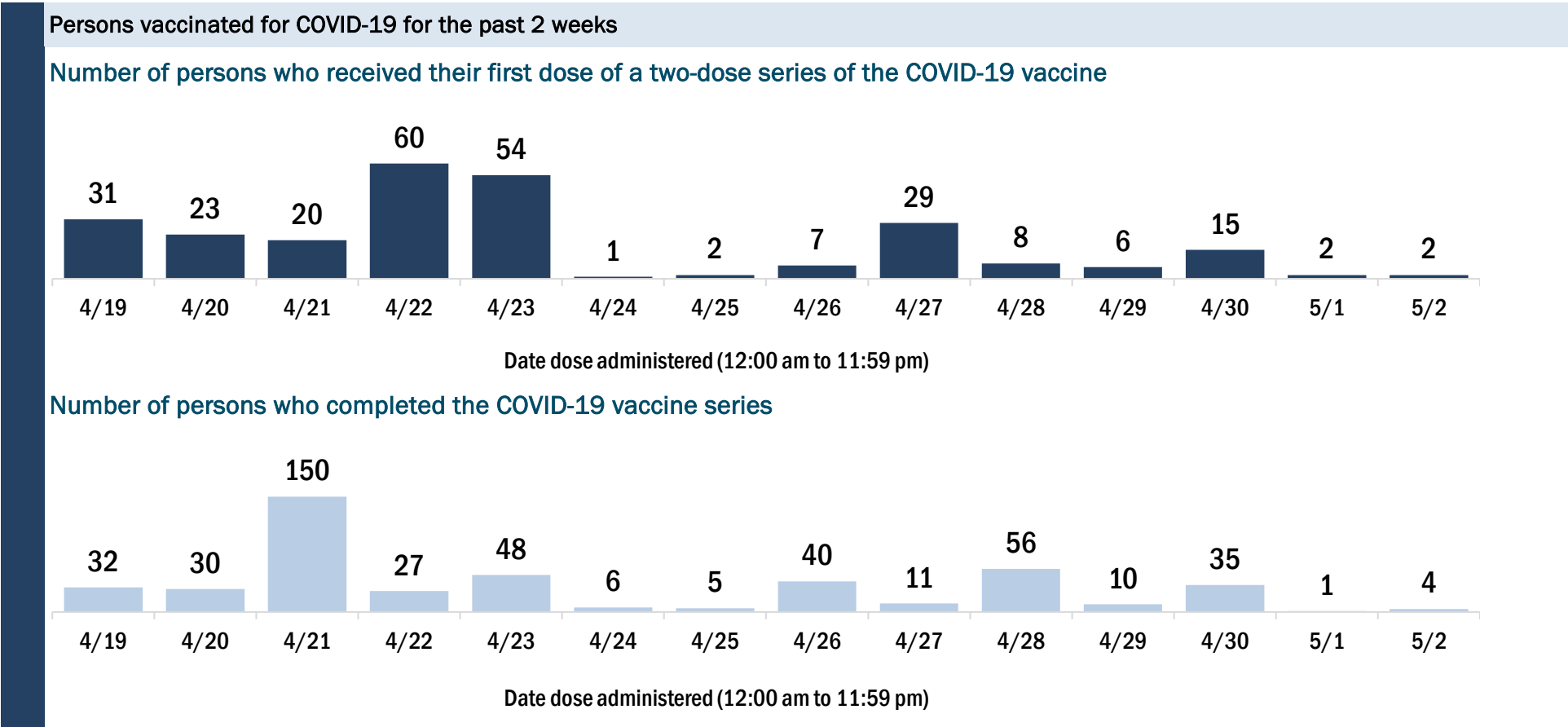
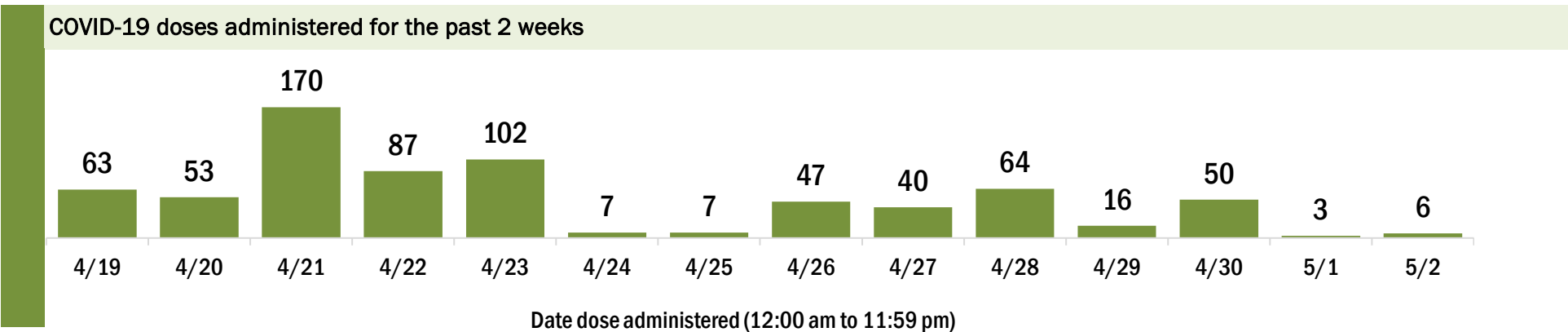
Data in this report are provisional and subject to change.

Data in this summary pertain to COVID-19 vaccines approved by the U.S. Food and Drug Administration and have been issued an Emergency Use Authorization (Janssen COVID-19 Vaccine, Moderna COVID-19 Vaccine and Pfizer-BioNTech COVID-19 Vaccine). These data summarize the number of people who have received either their first dose or have completed the series for a COVID-19 vaccine. **A person can only be counted in one category, first dose or series complete.** For persons receiving Moderna or Pfizer vaccines, once they receive their second dose, they are moved from the first dose column to the series completed column. **Because of this, the total first dose category may show a change from report to report not matching the total receiving their first dose from the previous day.** Persons receiving Johnson & Johnson vaccines will always be counted in the series completed column.

COVID-19 doses for vaccinated persons in Florida	
Doses administered	8,612
People receiving one dose of a 1-dose series (Johnson & Johnson) or receiving only one dose of a 2-dose series (Moderna, Pfizer) count once. Persons receiving both doses of a 2-dose series count twice.	

Current status of persons vaccinated for COVID-19 in Florida	
Total people vaccinated	5,037
First dose	1,191
Series completed	3,846
Completed 1-dose series	271
Completed 2-dose series	3,575
<b>First dose:</b> current number of people who have only received their first dose of the Moderna or Pfizer vaccine.	
<b>Series complete:</b> current number of people who have received both Moderna or Pfizer vaccine doses or one Johnson & Johnson dose and are considered fully immunized.	

Demographic summary	First dose	Series complete	Total people vaccinated
Age group	1,191	3,846	5,037
16-24 years	86	57	143
25-34 years	122	116	238
35-44 years	191	176	367
45-54 years	263	423	686
55-64 years	308	919	1,227
65-74 years	139	1,320	1,459
75-84 years	58	655	713
85+ years	24	180	204
Race	1,191	3,846	5,037
White	656	2,136	2,792
Black	373	867	1,240
American Indian/Alaskan	2	7	9
Other	97	556	653
Unknown	63	280	343
Other race includes Asian, native Hawaiian/Pacific Islander, or other.			
Ethnicity	1,191	3,846	5,037
Hispanic	39	73	112
Non-Hispanic	949	2,340	3,289
Unknown	203	1,433	1,636
Gender	1,191	3,846	5,037
Female	448	2,246	2,694
Male	743	1,600	2,343
Unknown	0	0	0



# COVID-19: Lafayette County vaccine summary

Vaccination data through May 2, 2021 as of May 3, 2021 at 12:05 AM

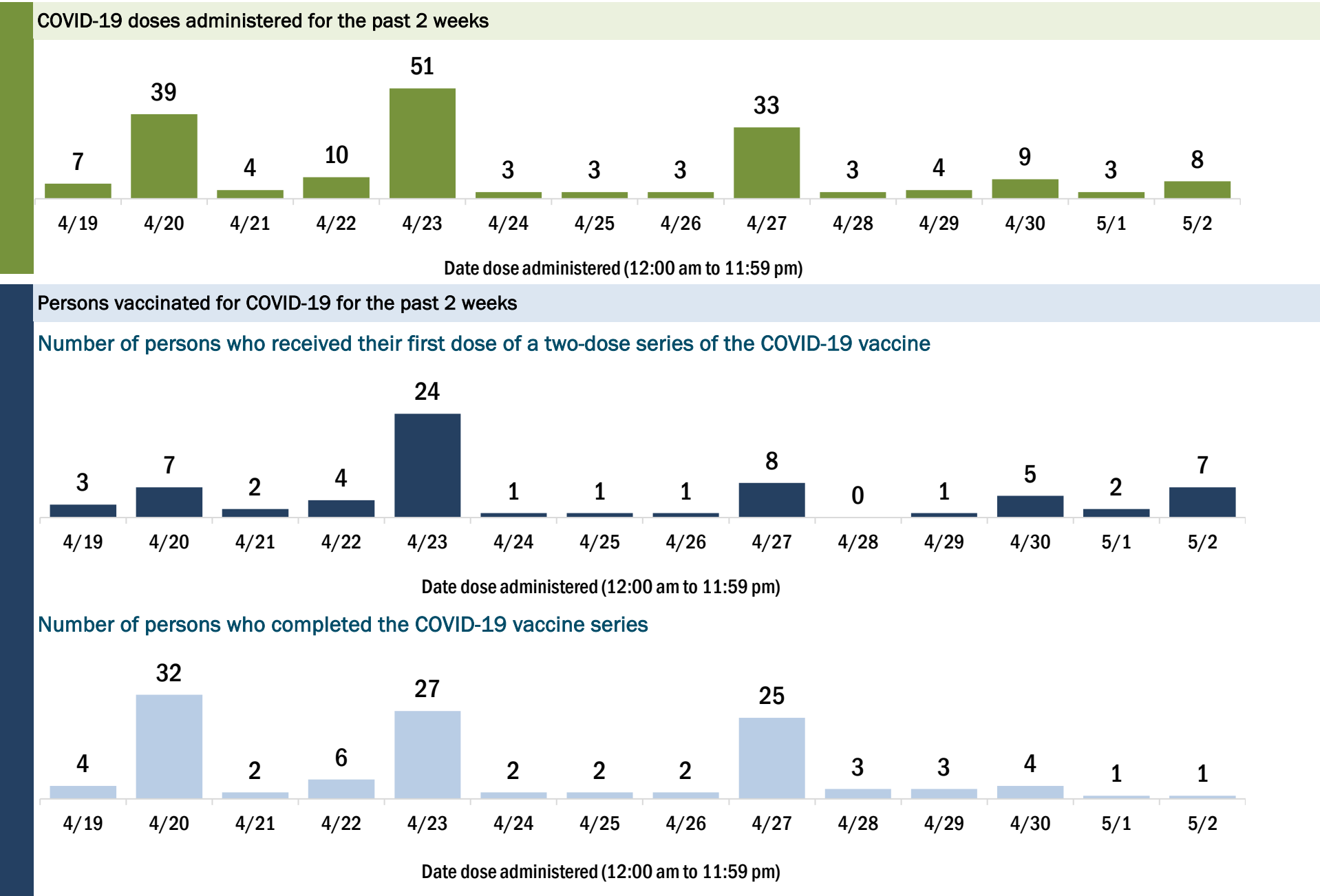
Data in this report are provisional and subject to change.

Data in this summary pertain to COVID-19 vaccines approved by the U.S. Food and Drug Administration and have been issued an Emergency Use Authorization (Janssen COVID-19 Vaccine, Moderna COVID-19 Vaccine and Pfizer-BioNTech COVID-19 Vaccine). These data summarize the number of people who have received either their first dose or have completed the series for a COVID-19 vaccine. **A person can only be counted in one category, first dose or series complete.** For persons receiving Moderna or Pfizer vaccines, once they receive their second dose, they are moved from the first dose column to the series completed column. **Because of this, the total first dose category may show a change from report to report not matching the total receiving their first dose from the previous day.** Persons receiving Johnson & Johnson vaccines will always be counted in the series completed column.

COVID-19 doses for vaccinated persons in Florida	
Doses administered	3,480
People receiving one dose of a 1-dose series (Johnson & Johnson) or receiving only one dose of a 2-dose series (Moderna, Pfizer) count once. Persons receiving both doses of a 2-dose series count twice.	

Current status of persons vaccinated for COVID-19 in Florida	
Total people vaccinated	2,112
First dose	713
Series completed	1,399
Completed 1-dose series	31
Completed 2-dose series	1,368
<b>First dose:</b> current number of people who have only received their first dose of the Moderna or Pfizer vaccine.	
<b>Series complete:</b> current number of people who have received both Moderna or Pfizer vaccine doses or one Johnson & Johnson dose and are considered fully immunized.	

Demographic summary	First dose	Series complete	Total people vaccinated
Age group	713	1,399	2,112
16-24 years	30	5	35
25-34 years	92	14	106
35-44 years	133	37	170
45-54 years	143	101	244
55-64 years	118	186	304
65-74 years	115	615	730
75-84 years	56	341	397
85+ years	26	100	126
Race	713	1,399	2,112
White	453	1,190	1,643
Black	145	47	192
American Indian/Alaskan	3	6	9
Other	52	80	132
Unknown	60	76	136
Other race includes Asian, native Hawaiian/Pacific Islander, or other.			
Ethnicity	713	1,399	2,112
Hispanic	60	47	107
Non-Hispanic	249	1,114	1,363
Unknown	404	238	642
Gender	713	1,399	2,112
Female	198	724	922
Male	514	675	1,189
Unknown	1	0	1



# COVID-19: Lake County vaccine summary

Vaccination data through May 2, 2021 as of May 3, 2021 at 12:05 AM

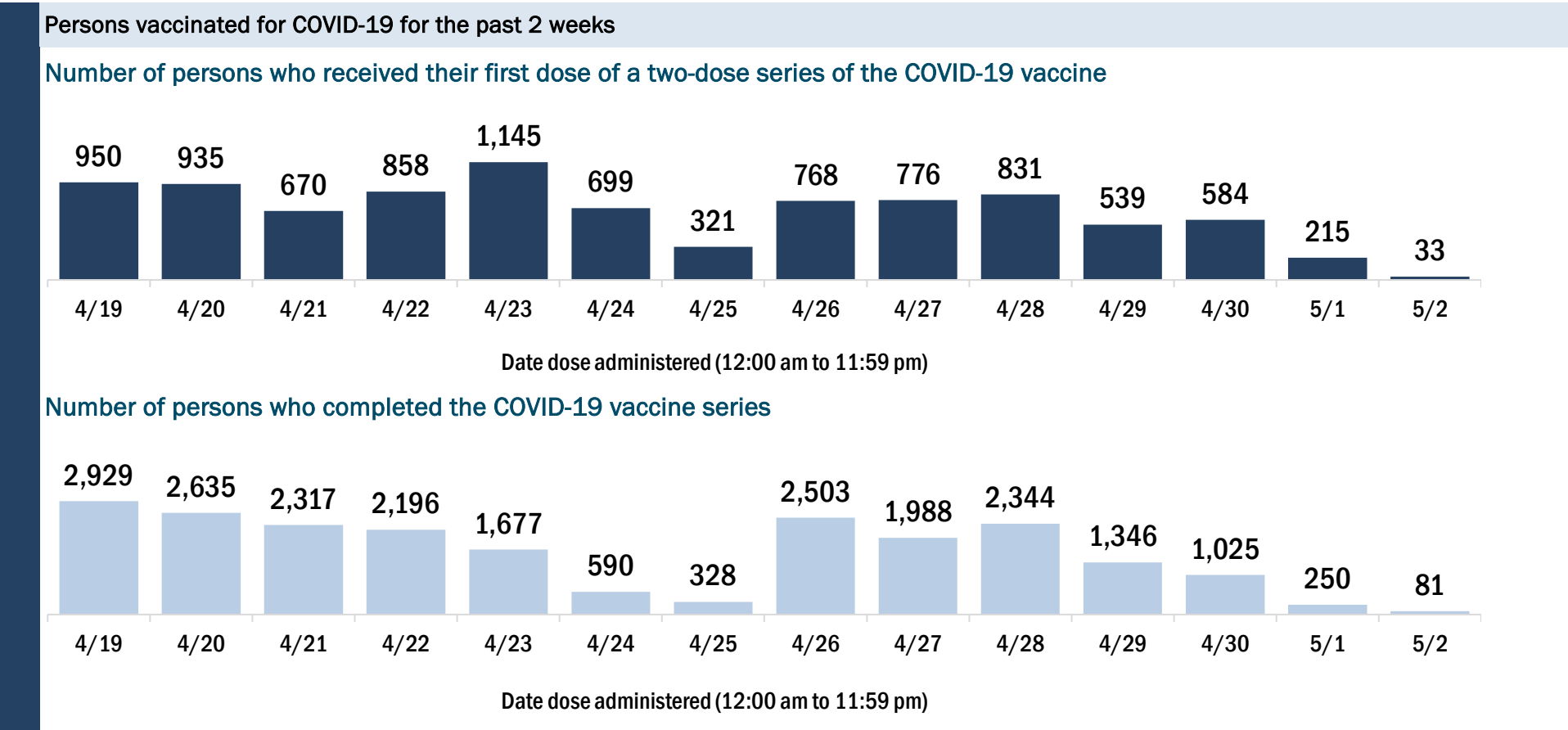
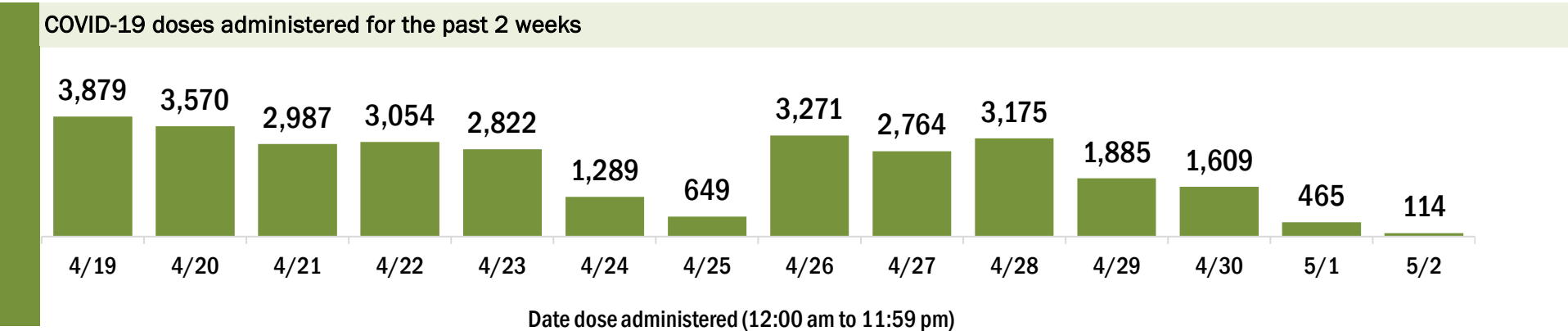
Data in this report are provisional and subject to change.

Data in this summary pertain to COVID-19 vaccines approved by the U.S. Food and Drug Administration and have been issued an Emergency Use Authorization (Janssen COVID-19 Vaccine, Moderna COVID-19 Vaccine and Pfizer-BioNTech COVID-19 Vaccine). These data summarize the number of people who have received either their first dose or have completed the series for a COVID-19 vaccine. **A person can only be counted in one category, first dose or series complete.** For persons receiving Moderna or Pfizer vaccines, once they receive their second dose, they are moved from the first dose column to the series completed column. **Because of this, the total first dose category may show a change from report to report not matching the total receiving their first dose from the previous day.** Persons receiving Johnson & Johnson vaccines will always be counted in the series completed column.

COVID-19 doses for vaccinated persons in Florida	
Doses administered	287,127
People receiving one dose of a 1-dose series (Johnson & Johnson) or receiving only one dose of a 2-dose series (Moderna, Pfizer) count once. Persons receiving both doses of a 2-dose series count twice.	

Current status of persons vaccinated for COVID-19 in Florida	
Total people vaccinated	165,218
First dose	36,988
Series completed	128,230
Completed 1-dose series	6,321
Completed 2-dose series	121,909
First dose: current number of people who have only received their first dose of the Moderna or Pfizer vaccine.	
Series complete: current number of people who have received both Moderna or Pfizer vaccine doses or one Johnson & Johnson dose and are considered fully immunized.	

Demographic summary	First dose	Series complete	Total people vaccinated
Age group	36,988	128,230	165,218
16-24 years	4,003	3,485	7,488
25-34 years	4,657	4,889	9,546
35-44 years	5,145	7,828	12,973
45-54 years	5,491	12,628	18,119
55-64 years	6,625	22,928	29,553
65-74 years	5,562	40,521	46,083
75-84 years	3,929	27,835	31,764
85+ years	1,576	8,116	9,692
Race	36,988	128,230	165,218
White	22,978	95,690	118,668
Black	2,504	6,473	8,977
American Indian/Alaskan	228	679	907
Other	4,276	11,128	15,404
Unknown	7,002	14,260	21,262
Other race includes Asian, native Hawaiian/Pacific Islander, or other.			
Ethnicity	36,988	128,230	165,218
Hispanic	5,080	8,713	13,793
Non-Hispanic	16,898	75,334	92,232
Unknown	15,010	44,183	59,193
Gender	36,988	128,230	165,218
Female	19,732	72,282	92,014
Male	17,127	55,834	72,961
Unknown	129	114	243





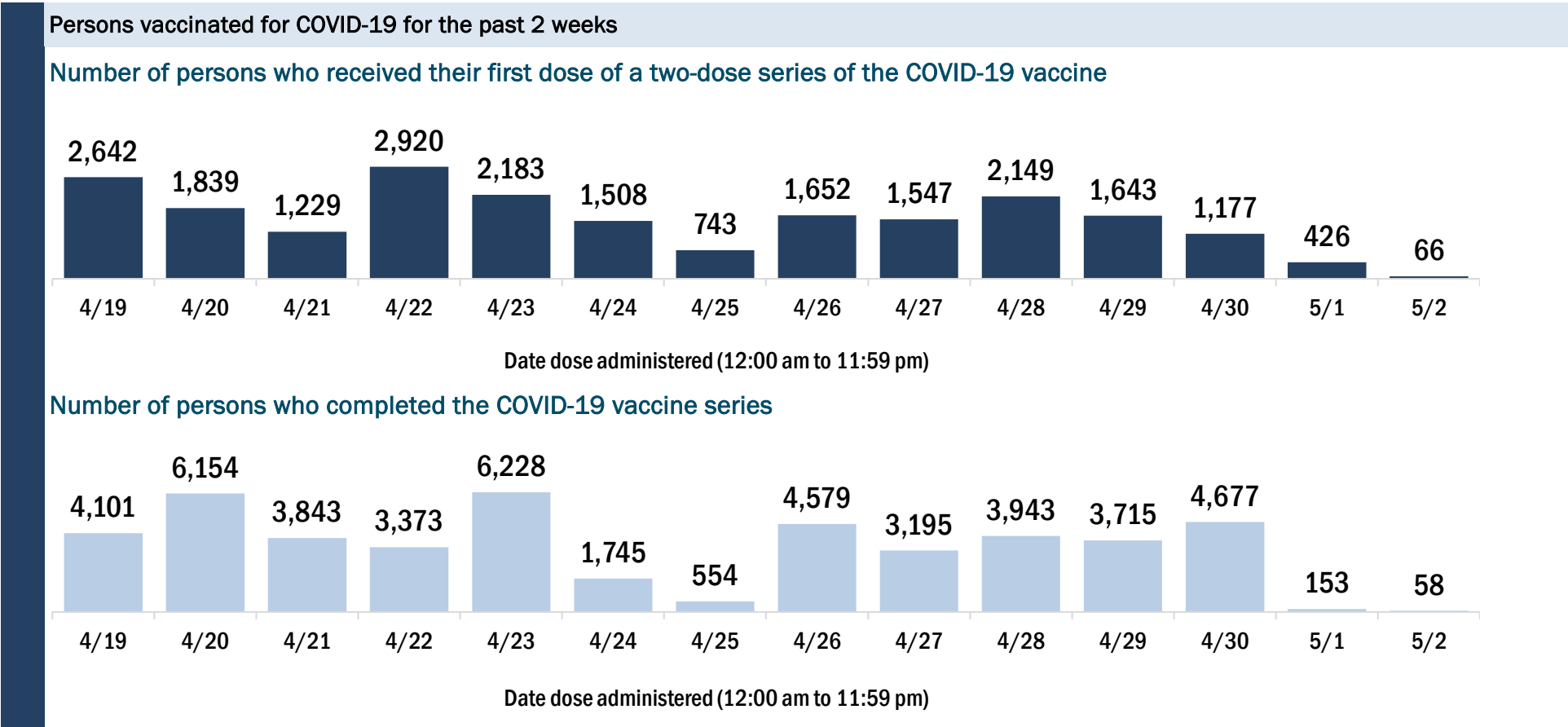
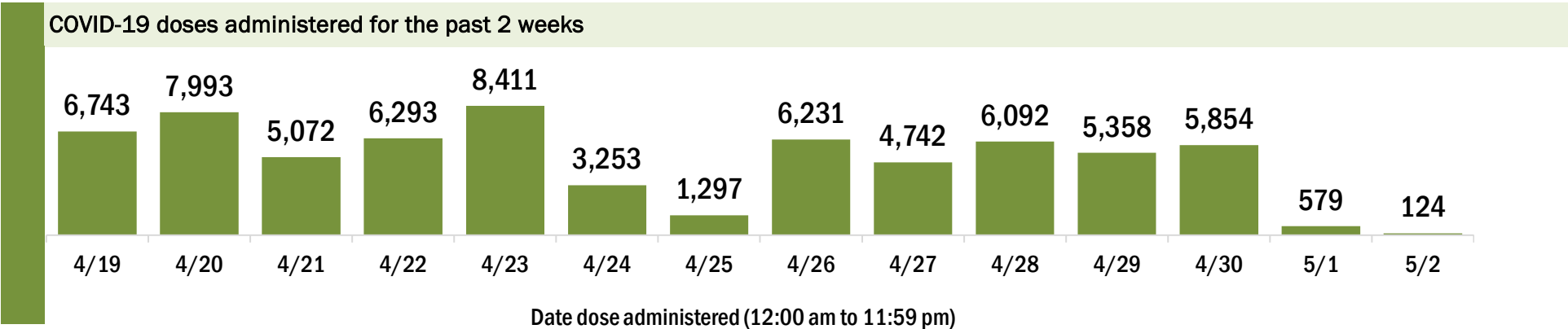
# COVID-19: Lee County vaccine summary

Vaccination data through May 2, 2021 as of May 3, 2021 at 12:05 AM

Data in this report are provisional and subject to change.

Data in this summary pertain to COVID-19 vaccines approved by the U.S. Food and Drug Administration and have been issued an Emergency Use Authorization (Janssen COVID-19 Vaccine, Moderna COVID-19 Vaccine and Pfizer-BioNTech COVID-19 Vaccine). These data summarize the number of people who have received either their first dose or have completed the series for a COVID-19 vaccine. **A person can only be counted in one category, first dose or series complete.** For persons receiving Moderna or Pfizer vaccines, once they receive their second dose, they are moved from the first dose column to the series completed column. **Because of this, the total first dose category may show a change from report to report not matching the total receiving their first dose from the previous day.** Persons receiving Johnson & Johnson vaccines will always be counted in the series completed column.

COVID-19 doses for vaccinated persons in Florida		Demographic summary			
Doses administered	549,899	First dose	Series complete	Total people vaccinated	
People receiving one dose of a 1-dose series (Johnson & Johnson) or receiving only one dose of a 2-dose series (Moderna, Pfizer) count once. Persons receiving both doses of a 2-dose series count twice.		Age group	87,758	237,393	325,151
		16-24 years	7,769	2,730	10,499
		25-34 years	10,140	5,945	16,085
		35-44 years	12,267	9,846	22,113
		45-54 years	13,997	18,587	32,584
		55-64 years	17,976	44,094	62,070
		65-74 years	14,222	88,792	103,014
		75-84 years	8,453	53,203	61,656
		85+ years	2,934	14,196	17,130
		Race	87,758	237,393	325,151
		White	60,049	170,926	230,975
		Black	3,654	5,433	9,087
		American Indian/Alaskan	380	786	1,166
		Other	8,030	15,263	23,293
		Unknown	15,645	44,985	60,630
		Other race includes Asian, native Hawaiian/Pacific Islander, or other.			
		Ethnicity	87,758	237,393	325,151
		Hispanic	15,693	14,906	30,599
		Non-Hispanic	43,213	137,579	180,792
		Unknown	28,852	84,908	113,760
		Gender	87,758	237,393	325,151
		Female	46,173	132,616	178,789
		Male	41,379	104,353	145,732
		Unknown	206	424	630



# COVID-19: Leon County vaccine summary

Vaccination data through May 2, 2021 as of May 3, 2021 at 12:05 AM

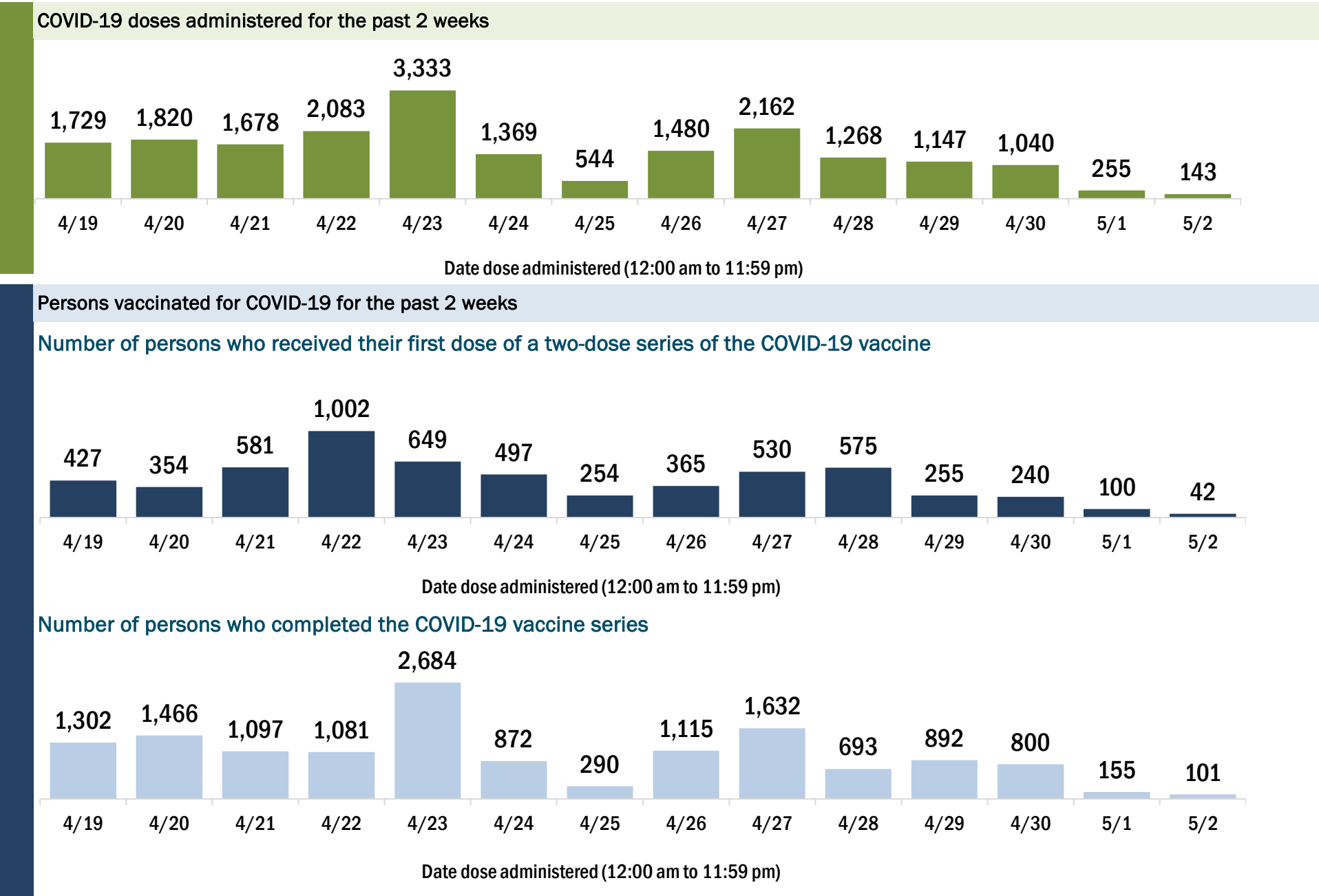
Data in this report are provisional and subject to change.

Data in this summary pertain to COVID-19 vaccines approved by the U.S. Food and Drug Administration and have been issued an Emergency Use Authorization (Janssen COVID-19 Vaccine, Moderna COVID-19 Vaccine and Pfizer-BioNTech COVID-19 Vaccine). These data summarize the number of people who have received either their first dose or have completed the series for a COVID-19 vaccine. **A person can only be counted in one category, first dose or series complete.** For persons receiving Moderna or Pfizer vaccines, once they receive their second dose, they are moved from the first dose column to the series completed column. **Because of this, the total first dose category may show a change from report to report not matching the total receiving their first dose from the previous day.** Persons receiving Johnson & Johnson vaccines will always be counted in the series completed column.

COVID-19 doses for vaccinated persons in Florida	
Doses administered	193,041
People receiving one dose of a 1-dose series (Johnson & Johnson) or receiving only one dose of a 2-dose series (Moderna, Pfizer) count once. Persons receiving both doses of a 2-dose series count twice.	

Current status of persons vaccinated for COVID-19 in Florida	
Total people vaccinated	113,103
First dose	28,664
Series completed	84,439
Completed 1-dose series	4,501
Completed 2-dose series	79,938
First dose: current number of people who have only received their first dose of the Moderna or Pfizer vaccine.	
Series complete: current number of people who have received both Moderna or Pfizer vaccine doses or one Johnson & Johnson dose and are considered fully immunized.	

Demographic summary	First dose	Series complete	Total people vaccinated
Age group	28,664	84,439	113,103
16-24 years	6,970	5,655	12,625
25-34 years	6,349	7,726	14,075
35-44 years	4,993	9,542	14,535
45-54 years	3,377	12,501	15,878
55-64 years	3,059	17,757	20,816
65-74 years	2,176	19,493	21,669
75-84 years	1,104	8,796	9,900
85+ years	636	2,969	3,605
Race	28,664	84,439	113,103
White	16,161	49,770	65,931
Black	4,544	11,797	16,341
American Indian/Alaskan	110	257	367
Other	3,819	14,994	18,813
Unknown	4,030	7,621	11,651
Other race includes Asian, native Hawaiian/Pacific Islander, or other.			
Ethnicity	28,664	84,439	113,103
Hispanic	2,049	3,725	5,774
Non-Hispanic	18,888	61,335	80,223
Unknown	7,727	19,379	27,106
Gender	28,664	84,439	113,103
Female	15,363	48,751	64,114
Male	13,255	35,650	48,905
Unknown	46	38	84



# COVID-19: Levy County vaccine summary

Vaccination data through May 2, 2021 as of May 3, 2021 at 12:05 AM

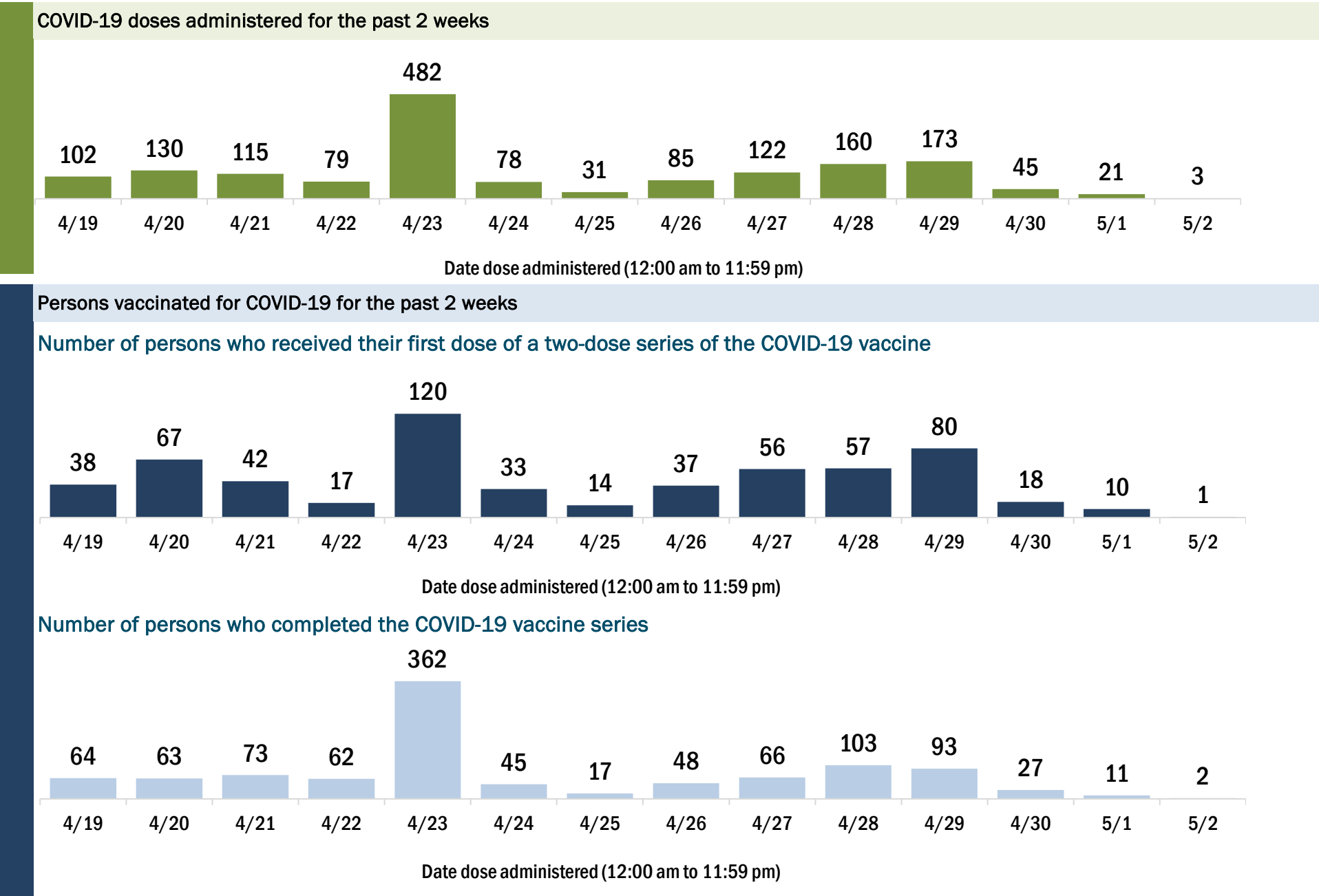
Data in this report are provisional and subject to change.

Data in this summary pertain to COVID-19 vaccines approved by the U.S. Food and Drug Administration and have been issued an Emergency Use Authorization (Janssen COVID-19 Vaccine, Moderna COVID-19 Vaccine and Pfizer-BioNTech COVID-19 Vaccine). These data summarize the number of people who have received either their first dose or have completed the series for a COVID-19 vaccine. **A person can only be counted in one category, first dose or series complete.** For persons receiving Moderna or Pfizer vaccines, once they receive their second dose, they are moved from the first dose column to the series completed column. **Because of this, the total first dose category may show a change from report to report not matching the total receiving their first dose from the previous day.** Persons receiving Johnson & Johnson vaccines will always be counted in the series completed column.

COVID-19 doses for vaccinated persons in Florida	
Doses administered	18,616
People receiving one dose of a 1-dose series (Johnson & Johnson) or receiving only one dose of a 2-dose series (Moderna, Pfizer) count once. Persons receiving both doses of a 2-dose series count twice.	

Current status of persons vaccinated for COVID-19 in Florida	
Total people vaccinated	11,066
First dose	2,474
Series completed	8,592
Completed 1-dose series	1,042
Completed 2-dose series	7,550
<b>First dose:</b> current number of people who have only received their first dose of the Moderna or Pfizer vaccine.	
<b>Series complete:</b> current number of people who have received both Moderna or Pfizer vaccine doses or one Johnson & Johnson dose and are considered fully immunized.	

Demographic summary	First dose	Series complete	Total people vaccinated
Age group	2,474	8,592	11,066
16-24 years	148	109	257
25-34 years	214	240	454
35-44 years	275	322	597
45-54 years	383	672	1,055
55-64 years	644	1,802	2,446
65-74 years	493	3,293	3,786
75-84 years	244	1,734	1,978
85+ years	73	420	493
Race	2,474	8,592	11,066
White	1,828	6,774	8,602
Black	232	548	780
American Indian/Alaskan	11	51	62
Other	176	479	655
Unknown	227	740	967
Other race includes Asian, native Hawaiian/Pacific Islander, or other.			
Ethnicity	2,474	8,592	11,066
Hispanic	223	336	559
Non-Hispanic	1,631	6,291	7,922
Unknown	620	1,965	2,585
Gender	2,474	8,592	11,066
Female	1,350	4,910	6,260
Male	1,121	3,682	4,803
Unknown	3	0	3



# COVID-19: Liberty County vaccine summary

Vaccination data through May 2, 2021 as of May 3, 2021 at 12:05 AM

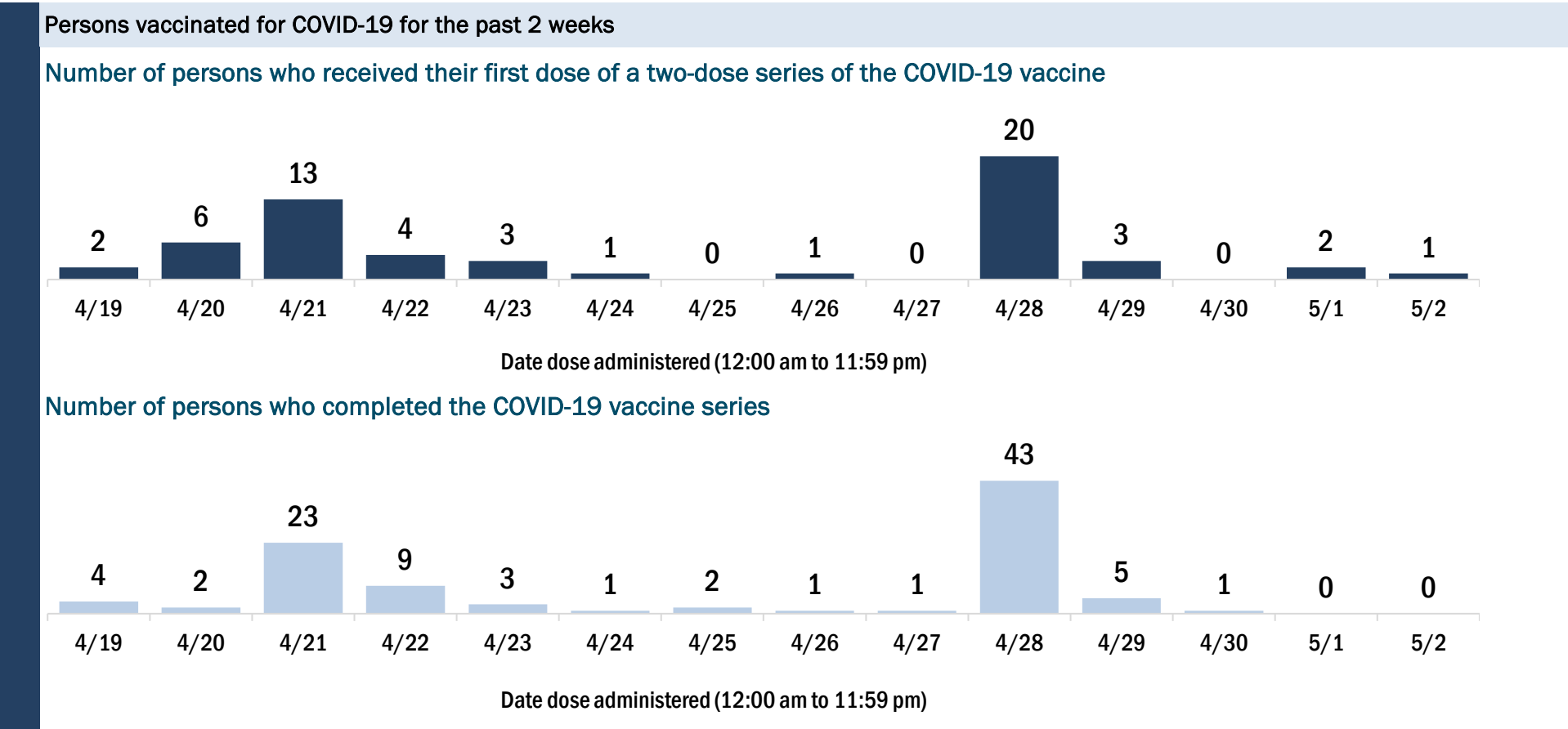
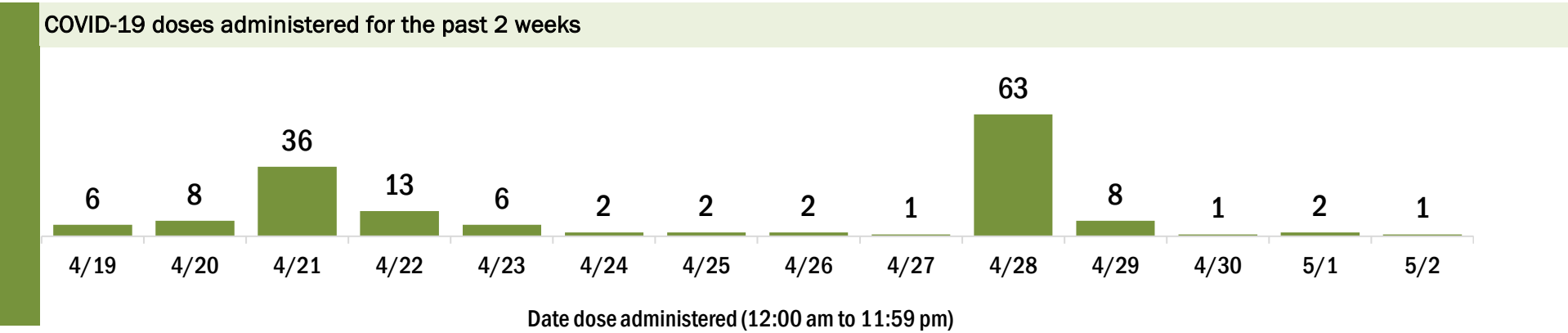
Data in this report are provisional and subject to change.

Data in this summary pertain to COVID-19 vaccines approved by the U.S. Food and Drug Administration and have been issued an Emergency Use Authorization (Janssen COVID-19 Vaccine, Moderna COVID-19 Vaccine and Pfizer-BioNTech COVID-19 Vaccine). These data summarize the number of people who have received either their first dose or have completed the series for a COVID-19 vaccine. **A person can only be counted in one category, first dose or series complete.** For persons receiving Moderna or Pfizer vaccines, once they receive their second dose, they are moved from the first dose column to the series completed column. **Because of this, the total first dose category may show a change from report to report not matching the total receiving their first dose from the previous day.** Persons receiving Johnson & Johnson vaccines will always be counted in the series completed column.

COVID-19 doses for vaccinated persons in Florida	
Doses administered	3,163
People receiving one dose of a 1-dose series (Johnson & Johnson) or receiving only one dose of a 2-dose series (Moderna, Pfizer) count once. Persons receiving both doses of a 2-dose series count twice.	

Current status of persons vaccinated for COVID-19 in Florida	
Total people vaccinated	1,980
First dose	727
Series completed	1,253
Completed 1-dose series	70
Completed 2-dose series	1,183
<b>First dose:</b> current number of people who have only received their first dose of the Moderna or Pfizer vaccine.	
<b>Series complete:</b> current number of people who have received both Moderna or Pfizer vaccine doses or one Johnson & Johnson dose and are considered fully immunized.	

Demographic summary	First dose	Series complete	Total people vaccinated
Age group	727	1,253	1,980
16-24 years	31	20	51
25-34 years	105	35	140
35-44 years	153	80	233
45-54 years	184	107	291
55-64 years	157	313	470
65-74 years	68	417	485
75-84 years	25	222	247
85+ years	4	59	63
Race	727	1,253	1,980
White	252	903	1,155
Black	94	116	210
American Indian/Alaskan	3	10	13
Other	38	101	139
Unknown	340	123	463
Other race includes Asian, native Hawaiian/Pacific Islander, or other.			
Ethnicity	727	1,253	1,980
Hispanic	11	16	27
Non-Hispanic	148	686	834
Unknown	568	551	1,119
Gender	727	1,253	1,980
Female	155	673	828
Male	572	580	1,152
Unknown	0	0	0





# COVID-19: Madison County vaccine summary

Vaccination data through May 2, 2021 as of May 3, 2021 at 12:05 AM

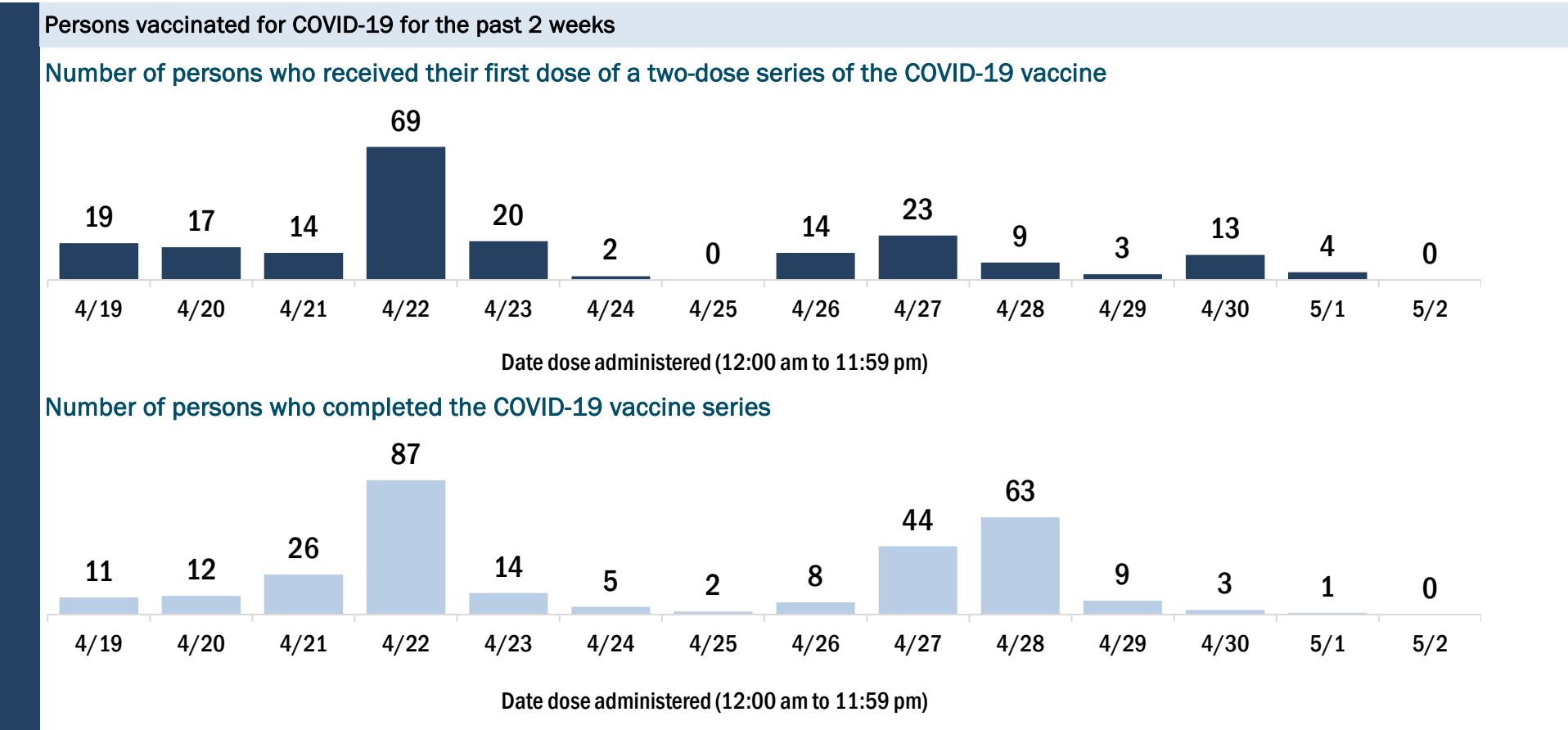
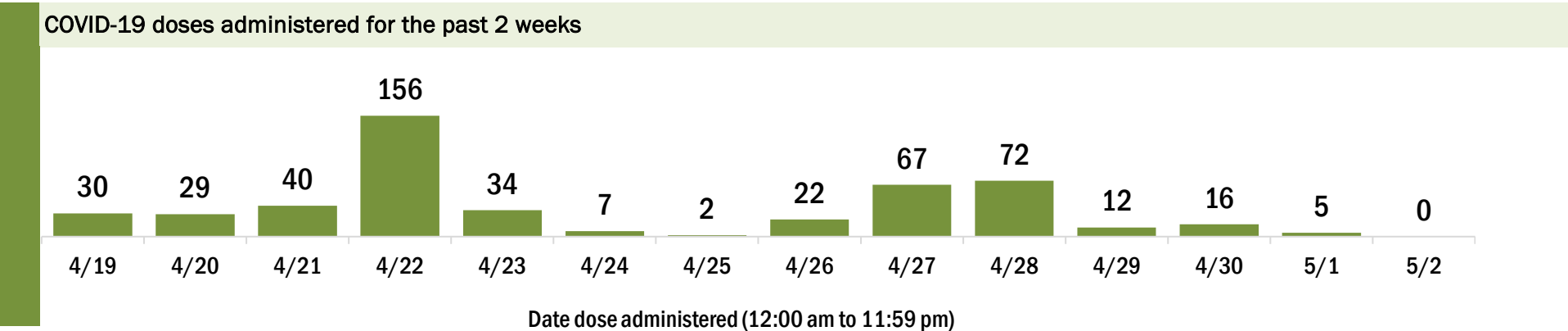
Data in this report are provisional and subject to change.

Data in this summary pertain to COVID-19 vaccines approved by the U.S. Food and Drug Administration and have been issued an Emergency Use Authorization (Janssen COVID-19 Vaccine, Moderna COVID-19 Vaccine and Pfizer-BioNTech COVID-19 Vaccine). These data summarize the number of people who have received either their first dose or have completed the series for a COVID-19 vaccine. **A person can only be counted in one category, first dose or series complete.** For persons receiving Moderna or Pfizer vaccines, once they receive their second dose, they are moved from the first dose column to the series completed column. **Because of this, the total first dose category may show a change from report to report not matching the total receiving their first dose from the previous day.** Persons receiving Johnson & Johnson vaccines will always be counted in the series completed column.

COVID-19 doses for vaccinated persons in Florida	
Doses administered	9,158
People receiving one dose of a 1-dose series (Johnson & Johnson) or receiving only one dose of a 2-dose series (Moderna, Pfizer) count once. Persons receiving both doses of a 2-dose series count twice.	

Current status of persons vaccinated for COVID-19 in Florida	
Total people vaccinated	5,572
First dose	1,567
Series completed	4,005
Completed 1-dose series	419
Completed 2-dose series	3,586
First dose: current number of people who have only received their first dose of the Moderna or Pfizer vaccine.	
Series complete: current number of people who have received both Moderna or Pfizer vaccine doses or one Johnson & Johnson dose and are considered fully immunized.	

Demographic summary	First dose	Series complete	Total people vaccinated
Age group	1,567	4,005	5,572
16-24 years	78	50	128
25-34 years	154	123	277
35-44 years	272	220	492
45-54 years	351	393	744
55-64 years	433	827	1,260
65-74 years	186	1,413	1,599
75-84 years	70	769	839
85+ years	23	210	233
Race	1,567	4,005	5,572
White	799	2,273	3,072
Black	546	1,167	1,713
American Indian/Alaskan	1	9	10
Other	122	314	436
Unknown	99	242	341
Other race includes Asian, native Hawaiian/Pacific Islander, or other.			
Ethnicity	1,567	4,005	5,572
Hispanic	116	97	213
Non-Hispanic	1,224	2,060	3,284
Unknown	227	1,848	2,075
Gender	1,567	4,005	5,572
Female	513	2,254	2,767
Male	1,054	1,751	2,805
Unknown	0	0	0



# COVID-19: Manatee County vaccine summary

Vaccination data through May 2, 2021 as of May 3, 2021 at 12:05 AM

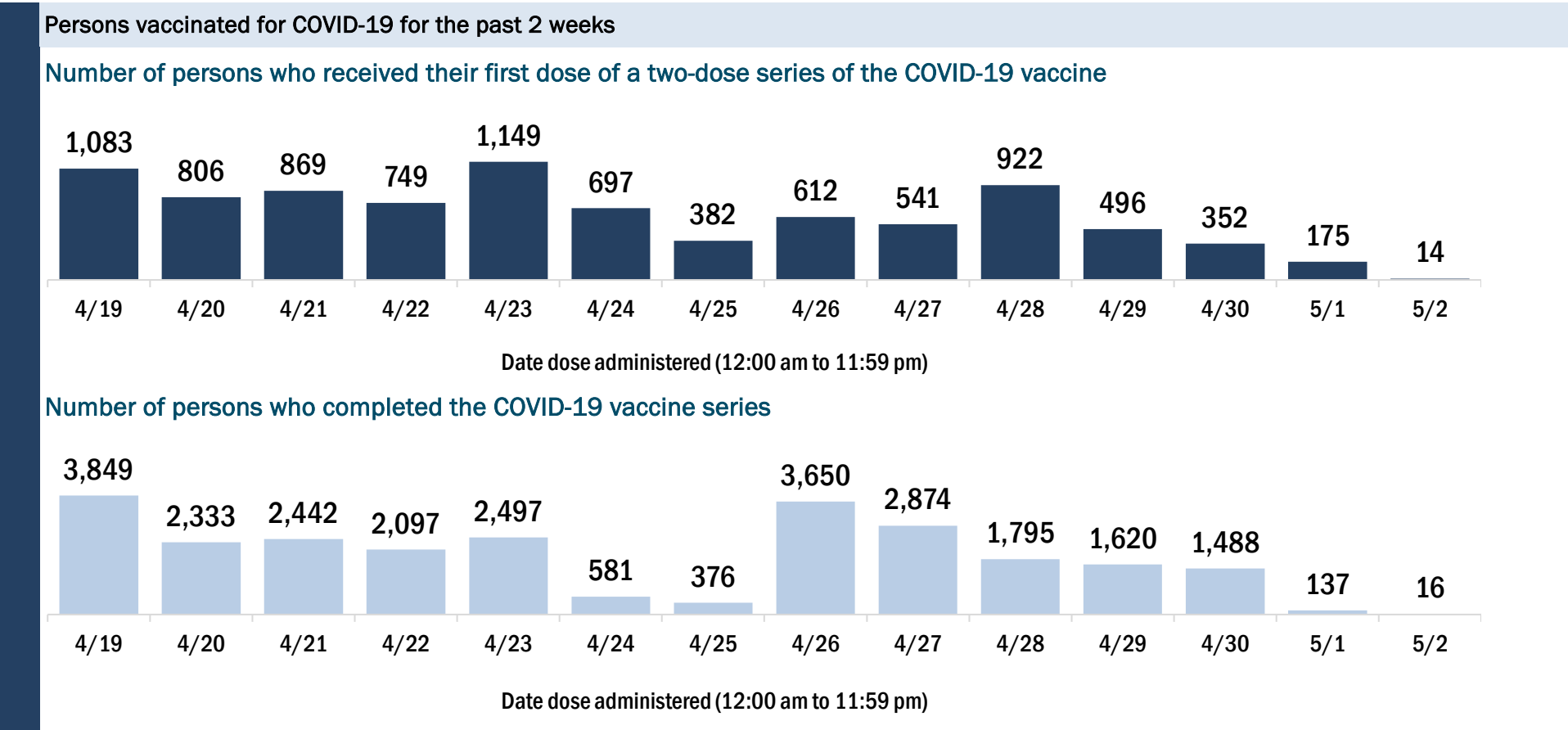
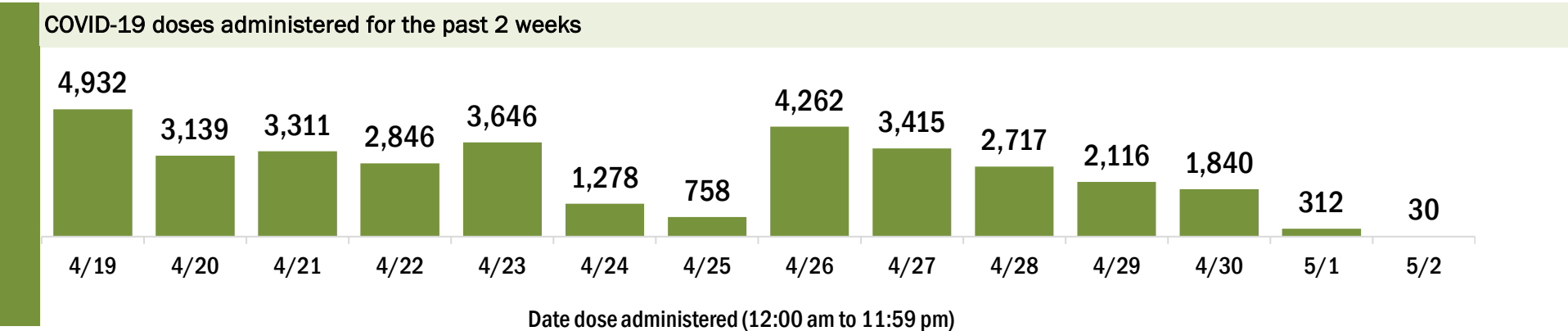
Data in this report are provisional and subject to change.

Data in this summary pertain to COVID-19 vaccines approved by the U.S. Food and Drug Administration and have been issued an Emergency Use Authorization (Janssen COVID-19 Vaccine, Moderna COVID-19 Vaccine and Pfizer-BioNTech COVID-19 Vaccine). These data summarize the number of people who have received either their first dose or have completed the series for a COVID-19 vaccine. **A person can only be counted in one category, first dose or series complete.** For persons receiving Moderna or Pfizer vaccines, once they receive their second dose, they are moved from the first dose column to the series completed column. **Because of this, the total first dose category may show a change from report to report not matching the total receiving their first dose from the previous day.** Persons receiving Johnson & Johnson vaccines will always be counted in the series completed column.

COVID-19 doses for vaccinated persons in Florida	
Doses administered	289,625
People receiving one dose of a 1-dose series (Johnson & Johnson) or receiving only one dose of a 2-dose series (Moderna, Pfizer) count once. Persons receiving both doses of a 2-dose series count twice.	

Current status of persons vaccinated for COVID-19 in Florida	
Total people vaccinated	170,057
First dose	44,632
Series completed	125,425
Completed 1-dose series	5,857
Completed 2-dose series	119,568
First dose: current number of people who have only received their first dose of the Moderna or Pfizer vaccine.	
Series complete: current number of people who have received both Moderna or Pfizer vaccine doses or one Johnson & Johnson dose and are considered fully immunized.	

Demographic summary	First dose	Series complete	Total people vaccinated
Age group	44,632	125,425	170,057
16-24 years	4,298	1,920	6,218
25-34 years	5,253	3,899	9,152
35-44 years	6,075	6,466	12,541
45-54 years	6,761	12,306	19,067
55-64 years	8,173	25,674	33,847
65-74 years	7,636	42,920	50,556
75-84 years	4,638	24,652	29,290
85+ years	1,798	7,588	9,386
Race	44,632	125,425	170,057
White	30,879	96,718	127,597
Black	1,792	3,815	5,607
American Indian/Alaskan	206	495	701
Other	4,053	8,848	12,901
Unknown	7,702	15,549	23,251
Other race includes Asian, native Hawaiian/Pacific Islander, or other.			
Ethnicity	44,632	125,425	170,057
Hispanic	5,150	5,782	10,932
Non-Hispanic	23,726	76,686	100,412
Unknown	15,756	42,957	58,713
Gender	44,632	125,425	170,057
Female	23,652	70,287	93,939
Male	20,837	55,071	75,908
Unknown	143	67	210



# COVID-19: Marion County vaccine summary

Vaccination data through May 2, 2021 as of May 3, 2021 at 12:05 AM

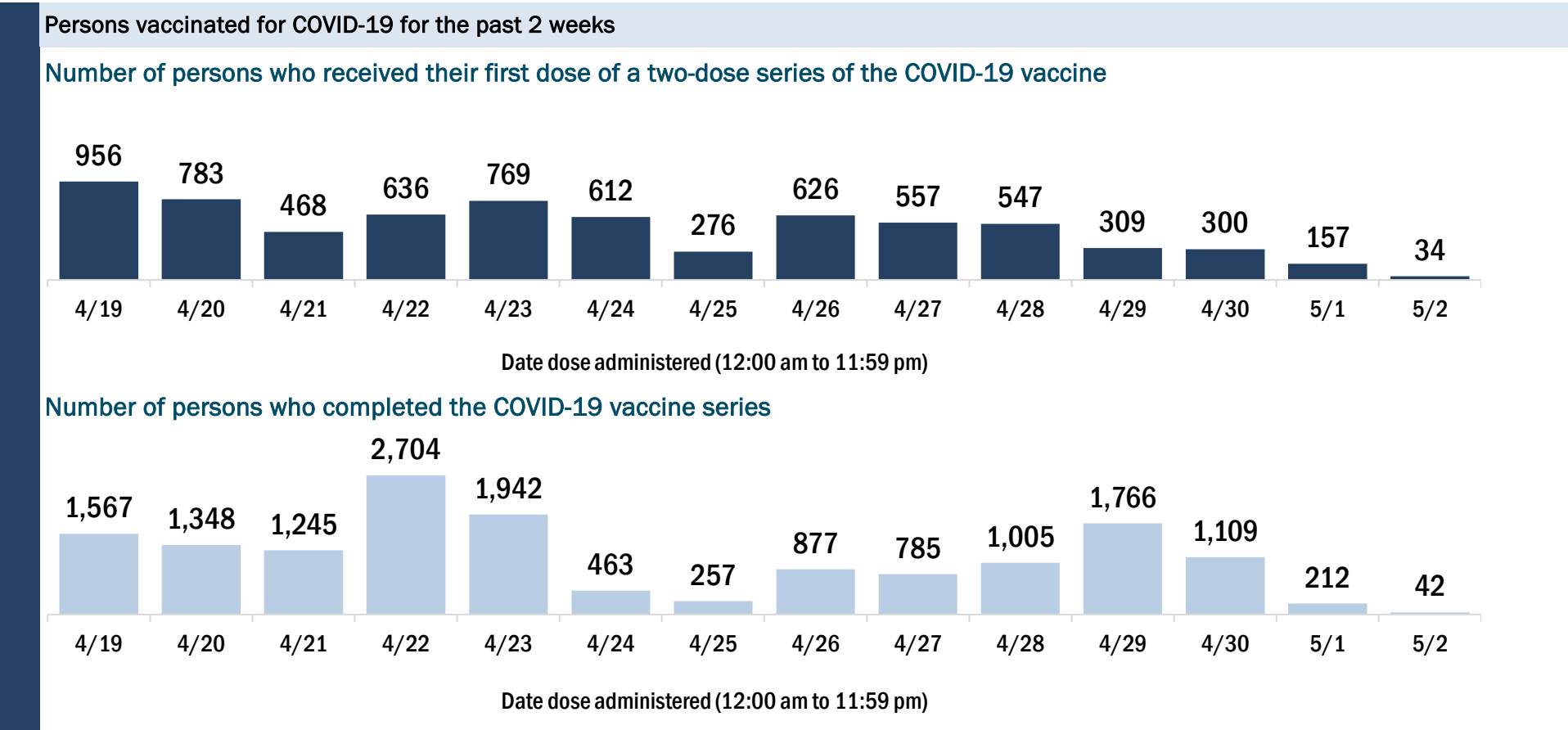
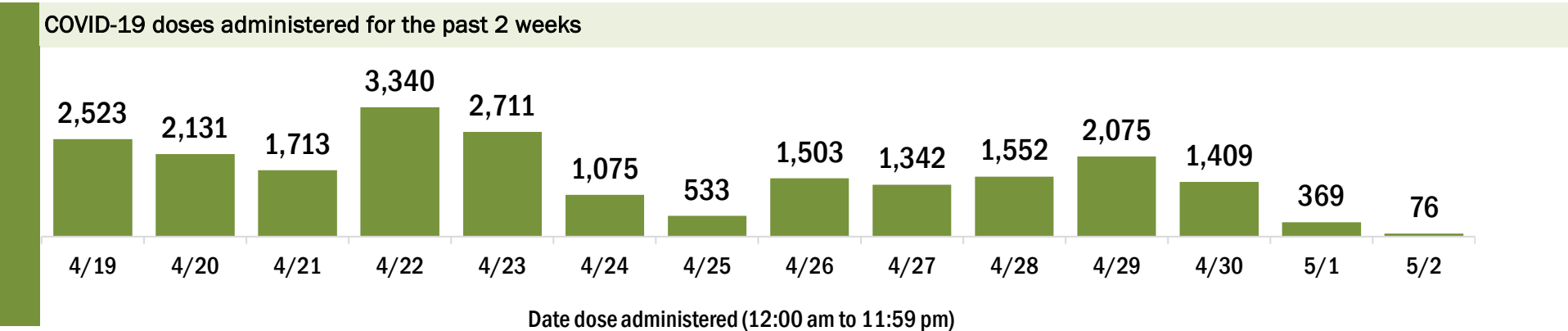
Data in this report are provisional and subject to change.

Data in this summary pertain to COVID-19 vaccines approved by the U.S. Food and Drug Administration and have been issued an Emergency Use Authorization (Janssen COVID-19 Vaccine, Moderna COVID-19 Vaccine and Pfizer-BioNTech COVID-19 Vaccine). These data summarize the number of people who have received either their first dose or have completed the series for a COVID-19 vaccine. **A person can only be counted in one category, first dose or series complete.** For persons receiving Moderna or Pfizer vaccines, once they receive their second dose, they are moved from the first dose column to the series completed column. **Because of this, the total first dose category may show a change from report to report not matching the total receiving their first dose from the previous day.** Persons receiving Johnson & Johnson vaccines will always be counted in the series completed column.

COVID-19 doses for vaccinated persons in Florida	
Doses administered	230,501
People receiving one dose of a 1-dose series (Johnson & Johnson) or receiving only one dose of a 2-dose series (Moderna, Pfizer) count once. Persons receiving both doses of a 2-dose series count twice.	

Current status of persons vaccinated for COVID-19 in Florida	
Total people vaccinated	133,156
First dose	31,168
Series completed	101,988
Completed 1-dose series	4,643
Completed 2-dose series	97,345
First dose: current number of people who have only received their first dose of the Moderna or Pfizer vaccine.	
Series complete: current number of people who have received both Moderna or Pfizer vaccine doses or one Johnson & Johnson dose and are considered fully immunized.	

Demographic summary	First dose	Series complete	Total people vaccinated
Age group	31,168	101,988	133,156
16-24 years	2,764	1,806	4,570
25-34 years	3,452	3,170	6,622
35-44 years	4,235	4,922	9,157
45-54 years	4,883	8,665	13,548
55-64 years	6,475	18,477	24,952
65-74 years	4,911	34,844	39,755
75-84 years	3,124	23,412	26,536
85+ years	1,324	6,692	8,016
Race	31,168	101,988	133,156
White	19,331	71,767	91,098
Black	2,746	6,656	9,402
American Indian/Alaskan	141	369	510
Other	3,548	9,197	12,745
Unknown	5,402	13,999	19,401
Other race includes Asian, native Hawaiian/Pacific Islander, or other.			
Ethnicity	31,168	101,988	133,156
Hispanic	4,216	7,138	11,354
Non-Hispanic	15,587	64,397	79,984
Unknown	11,365	30,453	41,818
Gender	31,168	101,988	133,156
Female	17,287	58,477	75,764
Male	13,841	43,471	57,312
Unknown	40	40	80



# COVID-19: Martin County vaccine summary

Vaccination data through May 2, 2021 as of May 3, 2021 at 12:05 AM

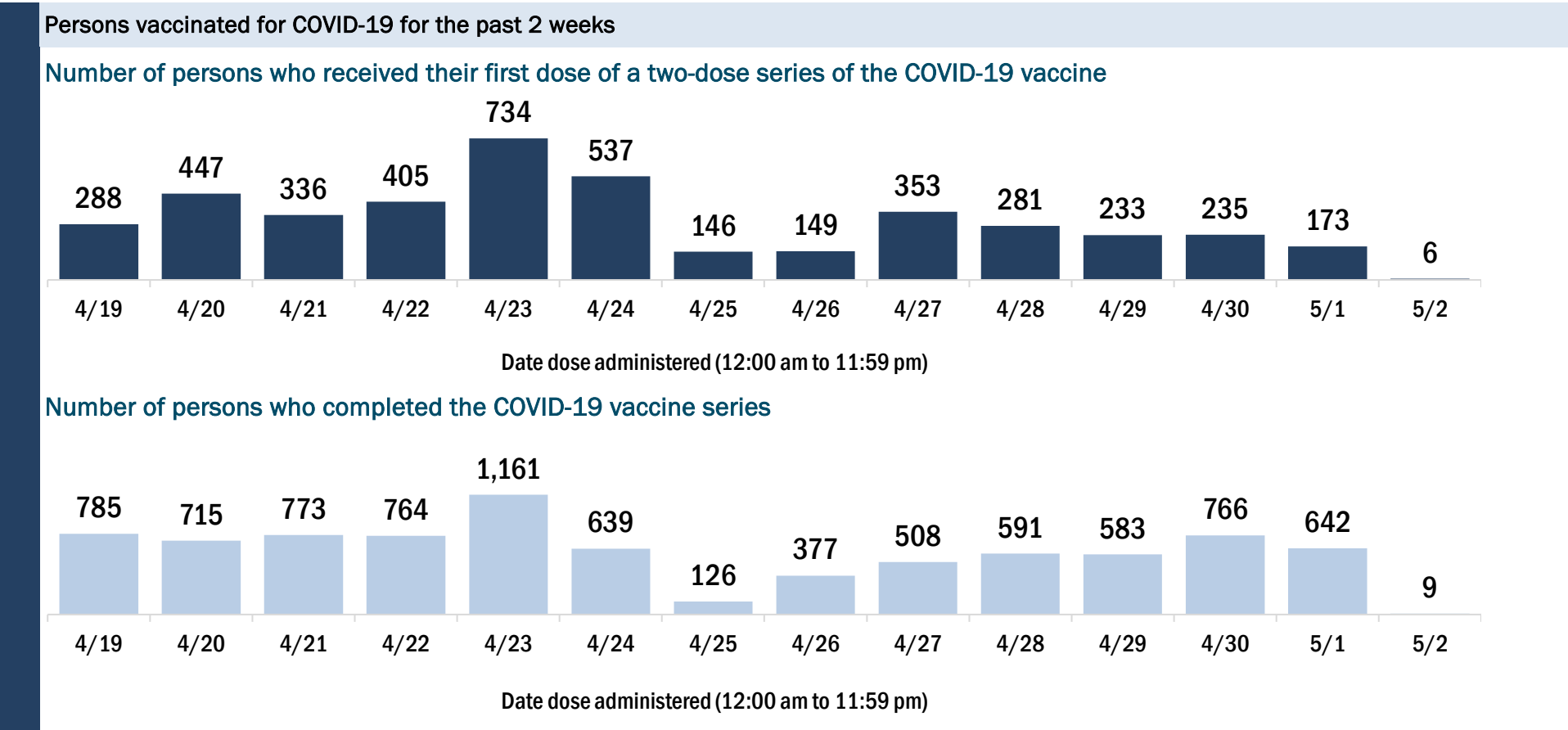
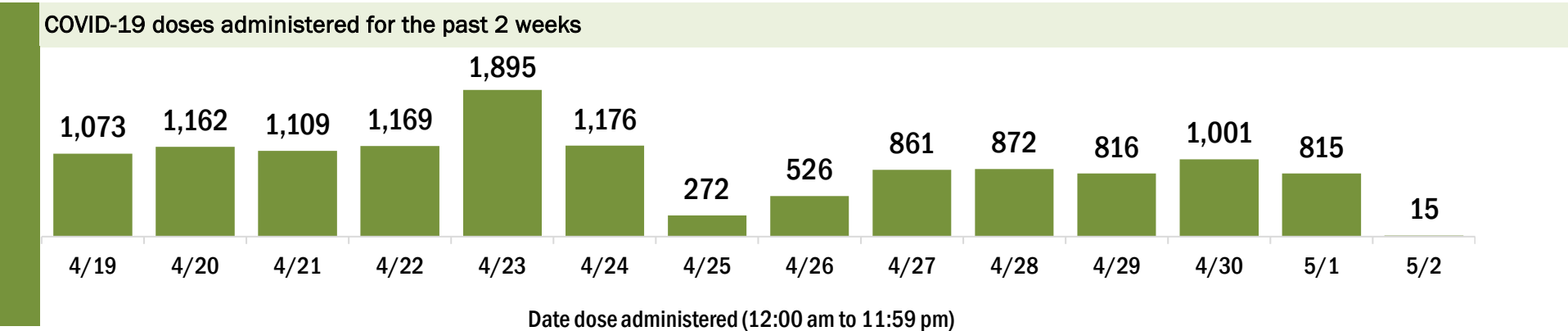
Data in this report are provisional and subject to change.

Data in this summary pertain to COVID-19 vaccines approved by the U.S. Food and Drug Administration and have been issued an Emergency Use Authorization (Janssen COVID-19 Vaccine, Moderna COVID-19 Vaccine and Pfizer-BioNTech COVID-19 Vaccine). These data summarize the number of people who have received either their first dose or have completed the series for a COVID-19 vaccine. **A person can only be counted in one category, first dose or series complete.** For persons receiving Moderna or Pfizer vaccines, once they receive their second dose, they are moved from the first dose column to the series completed column. **Because of this, the total first dose category may show a change from report to report not matching the total receiving their first dose from the previous day.** Persons receiving Johnson & Johnson vaccines will always be counted in the series completed column.

COVID-19 doses for vaccinated persons in Florida	
Doses administered	128,024
People receiving one dose of a 1-dose series (Johnson & Johnson) or receiving only one dose of a 2-dose series (Moderna, Pfizer) count once. Persons receiving both doses of a 2-dose series count twice.	

Current status of persons vaccinated for COVID-19 in Florida	
Total people vaccinated	75,597
First dose	20,181
Series completed	55,416
Completed 1-dose series	2,989
Completed 2-dose series	52,427
First dose: current number of people who have only received their first dose of the Moderna or Pfizer vaccine.	
Series complete: current number of people who have received both Moderna or Pfizer vaccine doses or one Johnson & Johnson dose and are considered fully immunized.	

Demographic summary	First dose	Series complete	Total people vaccinated
Age group	20,181	55,416	75,597
16-24 years	1,616	706	2,322
25-34 years	1,817	1,209	3,026
35-44 years	2,431	2,286	4,717
45-54 years	3,116	4,301	7,417
55-64 years	4,888	10,529	15,417
65-74 years	3,246	18,737	21,983
75-84 years	2,128	12,987	15,115
85+ years	939	4,661	5,600
Race	20,181	55,416	75,597
White	14,236	37,872	52,108
Black	809	1,100	1,909
American Indian/Alaskan	71	98	169
Other	1,506	3,853	5,359
Unknown	3,559	12,493	16,052
Other race includes Asian, native Hawaiian/Pacific Islander, or other.			
Ethnicity	20,181	55,416	75,597
Hispanic	1,654	1,898	3,552
Non-Hispanic	10,343	24,279	34,622
Unknown	8,184	29,239	37,423
Gender	20,181	55,416	75,597
Female	10,209	31,438	41,647
Male	9,951	23,960	33,911
Unknown	21	18	39





# COVID-19: Monroe County vaccine summary

Vaccination data through May 2, 2021 as of May 3, 2021 at 12:05 AM

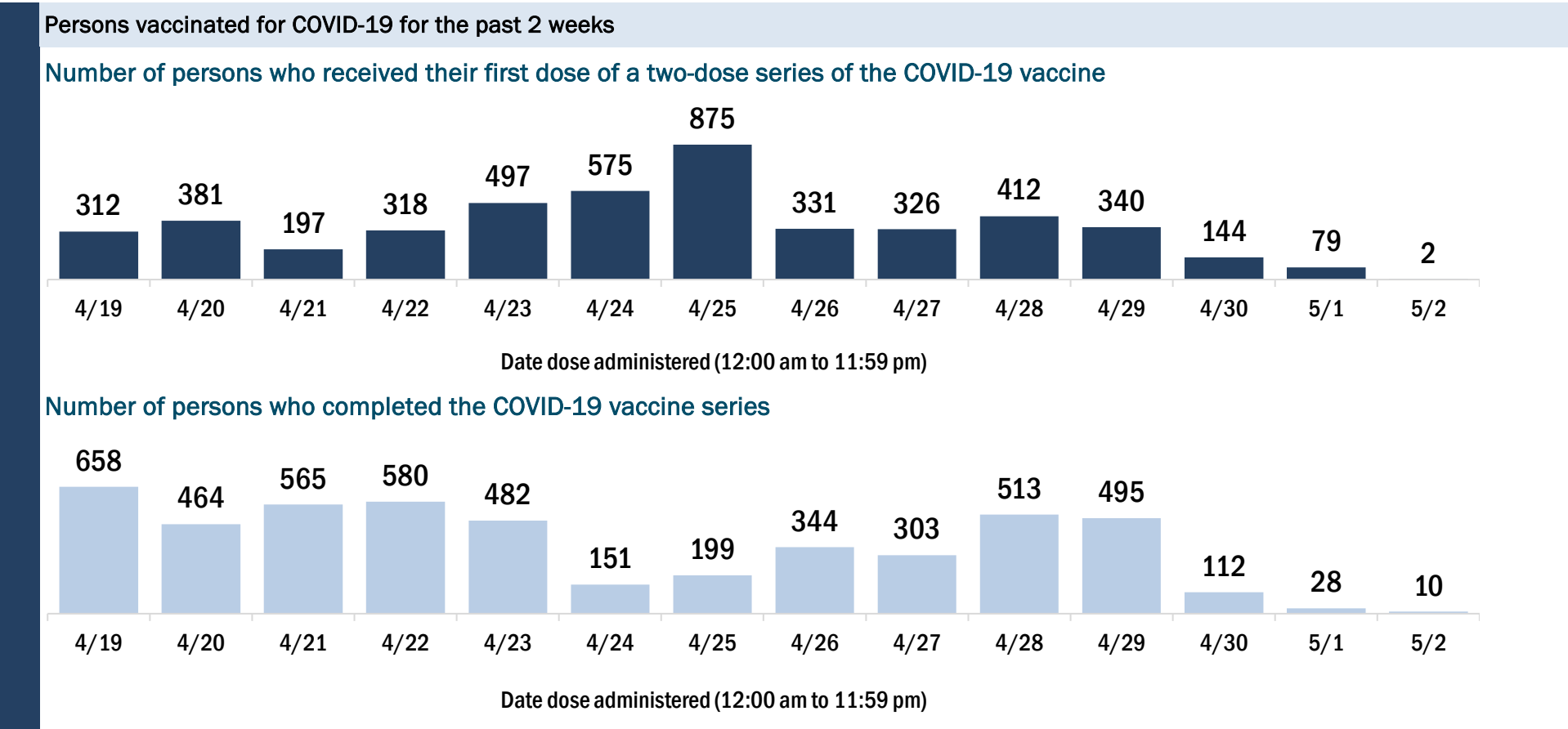
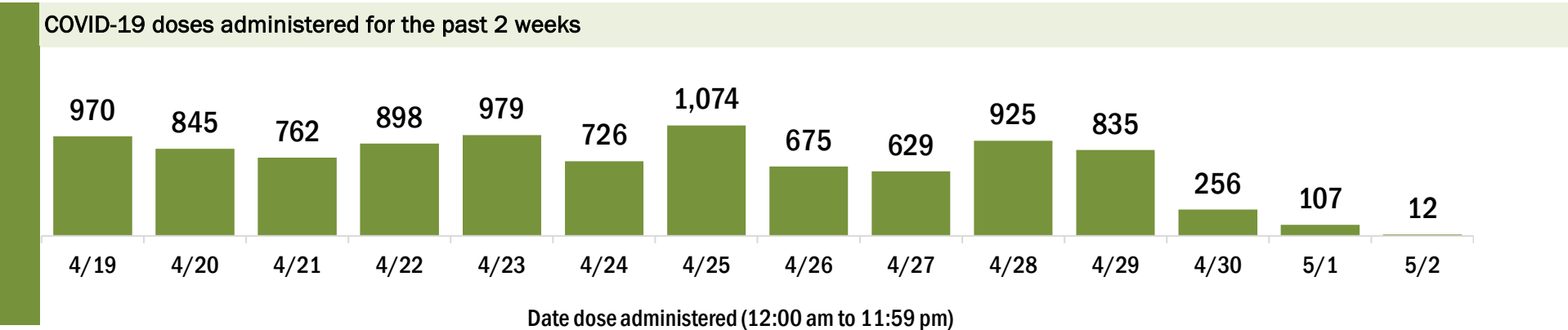
Data in this report are provisional and subject to change.

Data in this summary pertain to COVID-19 vaccines approved by the U.S. Food and Drug Administration and have been issued an Emergency Use Authorization (Janssen COVID-19 Vaccine, Moderna COVID-19 Vaccine and Pfizer-BioNTech COVID-19 Vaccine). These data summarize the number of people who have received either their first dose or have completed the series for a COVID-19 vaccine. **A person can only be counted in one category, first dose or series complete.** For persons receiving Moderna or Pfizer vaccines, once they receive their second dose, they are moved from the first dose column to the series completed column. **Because of this, the total first dose category may show a change from report to report not matching the total receiving their first dose from the previous day.** Persons receiving Johnson & Johnson vaccines will always be counted in the series completed column.

COVID-19 doses for vaccinated persons in Florida	
Doses administered	59,925
People receiving one dose of a 1-dose series (Johnson & Johnson) or receiving only one dose of a 2-dose series (Moderna, Pfizer) count once. Persons receiving both doses of a 2-dose series count twice.	

Current status of persons vaccinated for COVID-19 in Florida	
Total people vaccinated	36,797
First dose	11,726
Series completed	25,071
Completed 1-dose series	1,943
Completed 2-dose series	23,128
First dose: current number of people who have only received their first dose of the Moderna or Pfizer vaccine.	
Series complete: current number of people who have received both Moderna or Pfizer vaccine doses or one Johnson & Johnson dose and are considered fully immunized.	

Demographic summary	First dose	Series complete	Total people vaccinated
Age group	11,726	25,071	36,797
16-24 years	937	320	1,257
25-34 years	1,507	797	2,304
35-44 years	1,877	1,478	3,355
45-54 years	2,170	2,914	5,084
55-64 years	2,722	6,036	8,758
65-74 years	1,742	8,730	10,472
75-84 years	610	3,855	4,465
85+ years	161	941	1,102
Race	11,726	25,071	36,797
White	7,921	18,350	26,271
Black	356	474	830
American Indian/Alaskan	47	85	132
Other	812	1,323	2,135
Unknown	2,590	4,839	7,429
Other race includes Asian, native Hawaiian/Pacific Islander, or other.			
Ethnicity	11,726	25,071	36,797
Hispanic	1,975	2,257	4,232
Non-Hispanic	5,412	14,309	19,721
Unknown	4,339	8,505	12,844
Gender	11,726	25,071	36,797
Female	5,844	13,102	18,946
Male	5,872	11,967	17,839
Unknown	10	2	12



# COVID-19: Nassau County vaccine summary

Vaccination data through May 2, 2021 as of May 3, 2021 at 12:05 AM

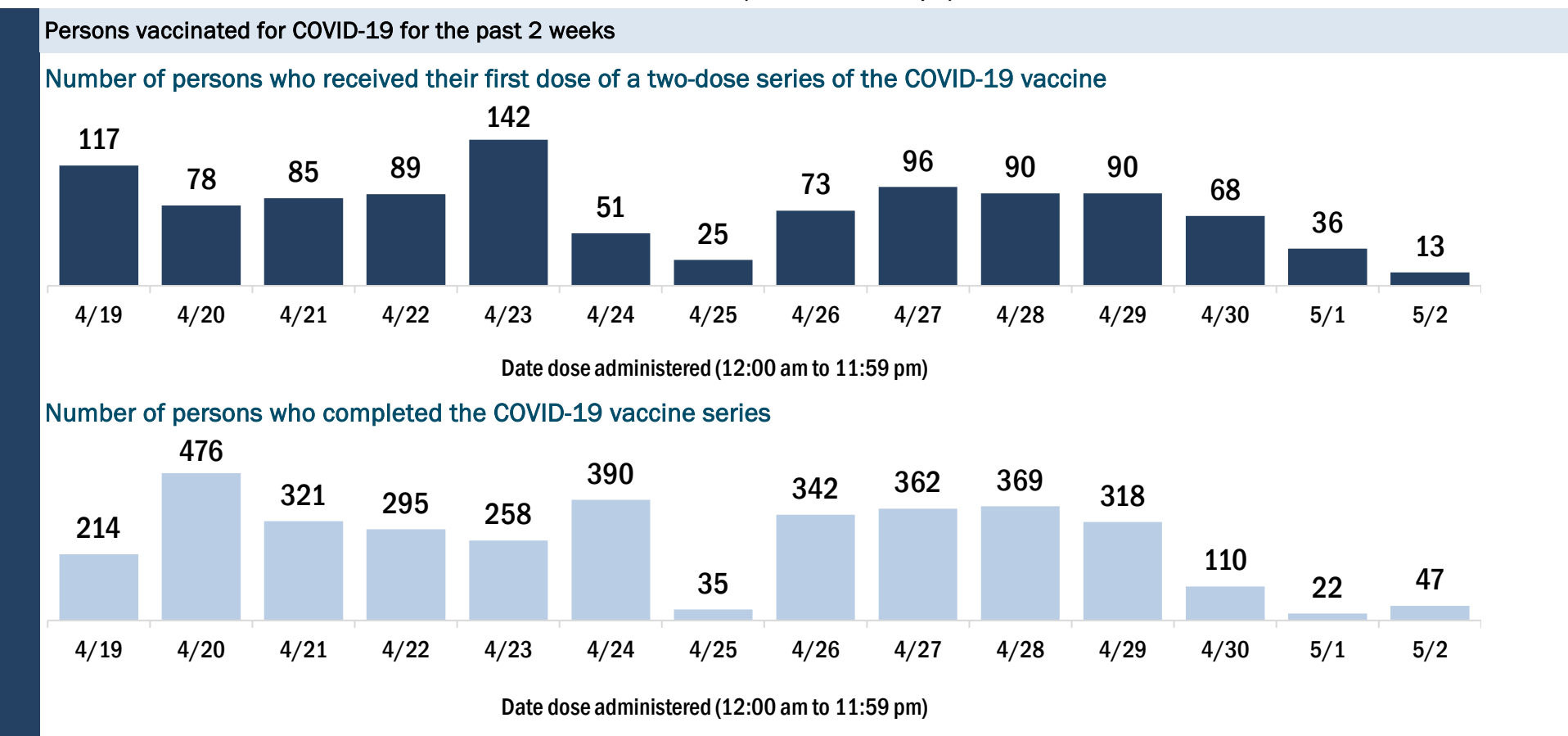
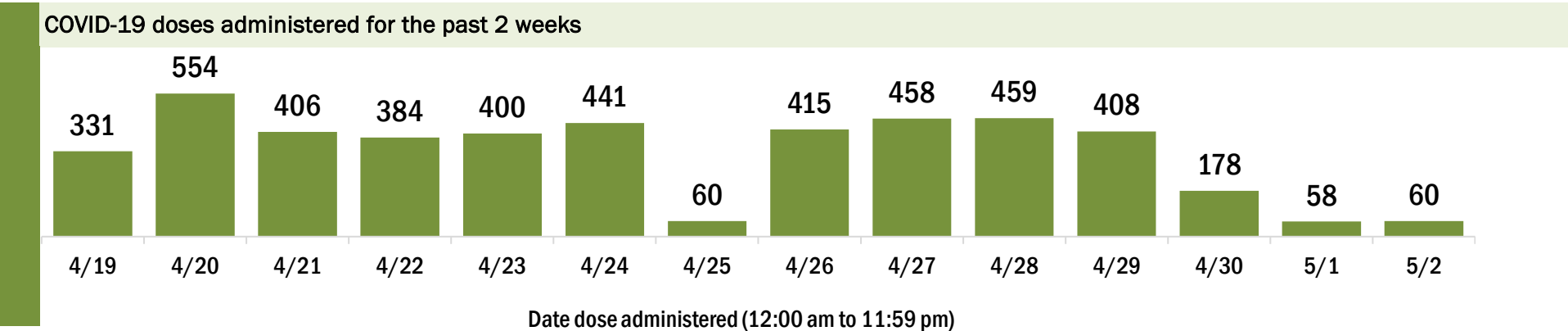
Data in this report are provisional and subject to change.

Data in this summary pertain to COVID-19 vaccines approved by the U.S. Food and Drug Administration and have been issued an Emergency Use Authorization (Janssen COVID-19 Vaccine, Moderna COVID-19 Vaccine and Pfizer-BioNTech COVID-19 Vaccine). These data summarize the number of people who have received either their first dose or have completed the series for a COVID-19 vaccine. **A person can only be counted in one category, first dose or series complete.** For persons receiving Moderna or Pfizer vaccines, once they receive their second dose, they are moved from the first dose column to the series completed column. **Because of this, the total first dose category may show a change from report to report not matching the total receiving their first dose from the previous day.** Persons receiving Johnson & Johnson vaccines will always be counted in the series completed column.

COVID-19 doses for vaccinated persons in Florida	
Doses administered	60,232
People receiving one dose of a 1-dose series (Johnson & Johnson) or receiving only one dose of a 2-dose series (Moderna, Pfizer) count once. Persons receiving both doses of a 2-dose series count twice.	

Current status of persons vaccinated for COVID-19 in Florida	
Total people vaccinated	33,813
First dose	5,322
Series completed	28,491
Completed 1-dose series	2,072
Completed 2-dose series	26,419
First dose: current number of people who have only received their first dose of the Moderna or Pfizer vaccine.	
Series complete: current number of people who have received both Moderna or Pfizer vaccine doses or one Johnson & Johnson dose and are considered fully immunized.	

Demographic summary	First dose	Series complete	Total people vaccinated
Age group	5,322	28,491	33,813
16-24 years	690	576	1,266
25-34 years	661	987	1,648
35-44 years	765	1,845	2,610
45-54 years	816	3,018	3,834
55-64 years	1,002	6,538	7,540
65-74 years	801	9,562	10,363
75-84 years	439	4,639	5,078
85+ years	148	1,326	1,474
Race	5,322	28,491	33,813
White	3,932	23,224	27,156
Black	310	1,294	1,604
American Indian/Alaskan	34	99	133
Other	329	1,419	1,748
Unknown	717	2,455	3,172
Other race includes Asian, native Hawaiian/Pacific Islander, or other.			
Ethnicity	5,322	28,491	33,813
Hispanic	317	677	994
Non-Hispanic	3,596	22,468	26,064
Unknown	1,409	5,346	6,755
Gender	5,322	28,491	33,813
Female	2,880	15,940	18,820
Male	2,434	12,550	14,984
Unknown	8	1	9



# COVID-19: Okaloosa County vaccine summary

Vaccination data through May 2, 2021 as of May 3, 2021 at 12:05 AM

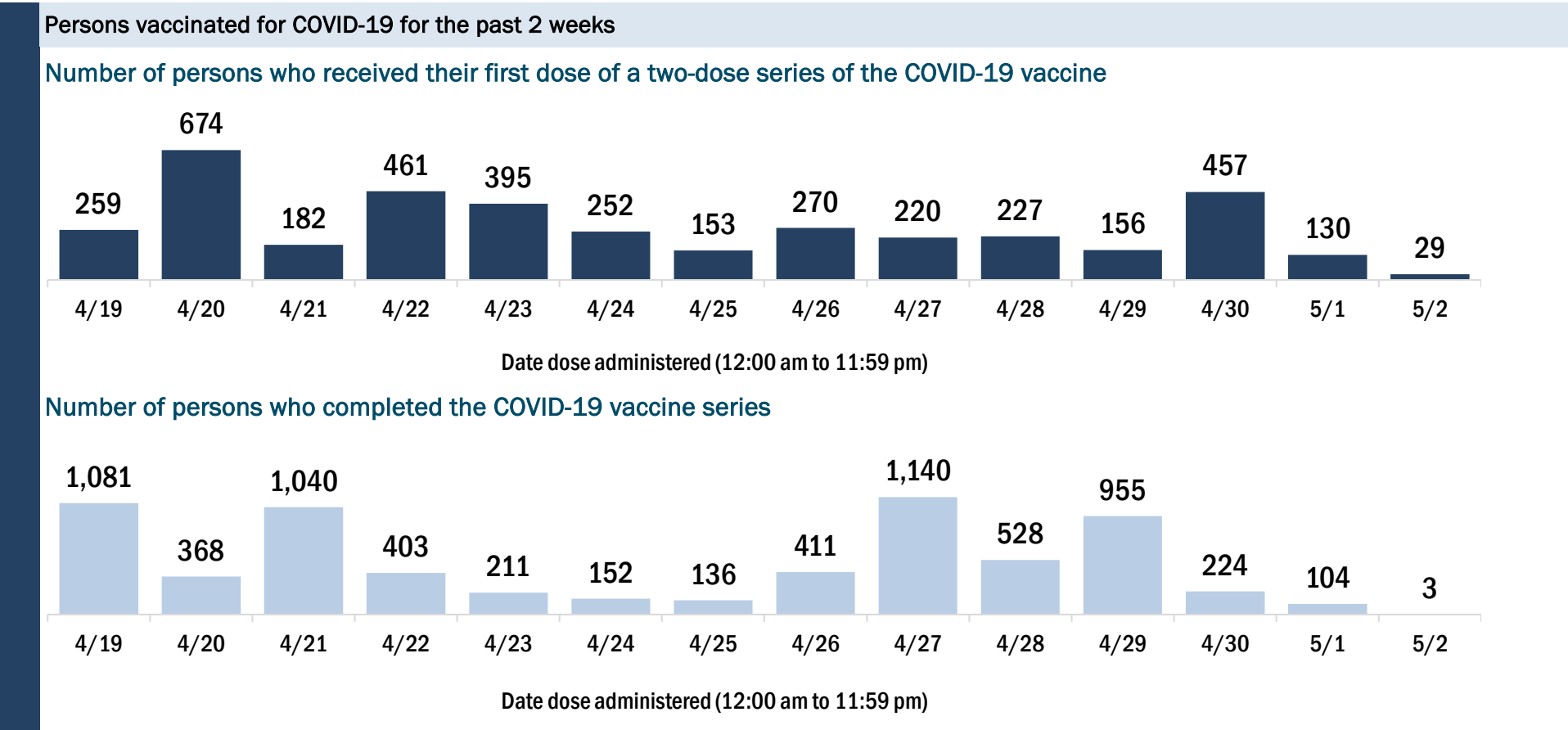
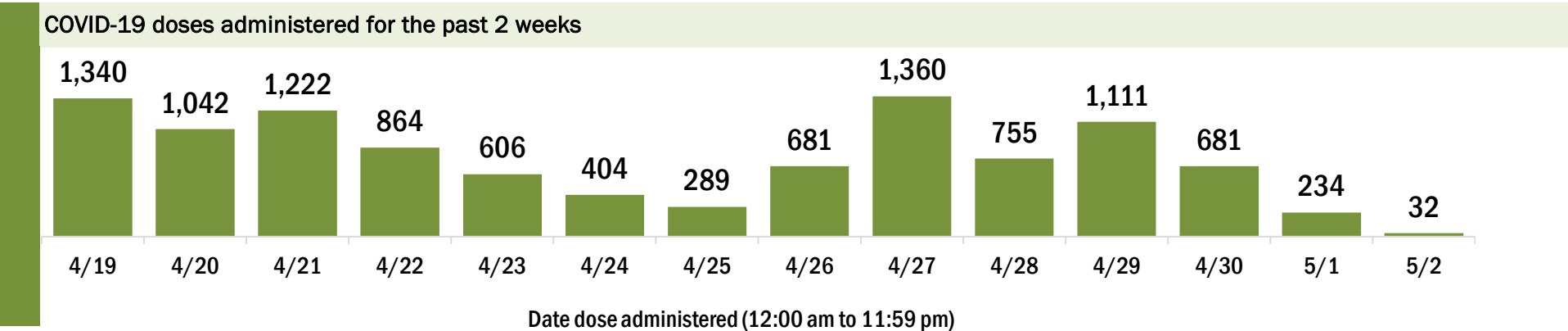
Data in this report are provisional and subject to change.

Data in this summary pertain to COVID-19 vaccines approved by the U.S. Food and Drug Administration and have been issued an Emergency Use Authorization (Janssen COVID-19 Vaccine, Moderna COVID-19 Vaccine and Pfizer-BioNTech COVID-19 Vaccine). These data summarize the number of people who have received either their first dose or have completed the series for a COVID-19 vaccine. **A person can only be counted in one category, first dose or series complete.** For persons receiving Moderna or Pfizer vaccines, once they receive their second dose, they are moved from the first dose column to the series completed column. **Because of this, the total first dose category may show a change from report to report not matching the total receiving their first dose from the previous day.** Persons receiving Johnson & Johnson vaccines will always be counted in the series completed column.

COVID-19 doses for vaccinated persons in Florida	
Doses administered	102,288
People receiving one dose of a 1-dose series (Johnson & Johnson) or receiving only one dose of a 2-dose series (Moderna, Pfizer) count once. Persons receiving both doses of a 2-dose series count twice.	

Current status of persons vaccinated for COVID-19 in Florida	
Total people vaccinated	60,711
First dose	15,471
Series completed	45,240
Completed 1-dose series	3,663
Completed 2-dose series	41,577
First dose: current number of people who have only received their first dose of the Moderna or Pfizer vaccine.	
Series complete: current number of people who have received both Moderna or Pfizer vaccine doses or one Johnson & Johnson dose and are considered fully immunized.	

Demographic summary	First dose	Series complete	Total people vaccinated
Age group	15,471	45,240	60,711
16-24 years	1,734	986	2,720
25-34 years	2,528	2,112	4,640
35-44 years	2,492	3,437	5,929
45-54 years	2,380	4,936	7,316
55-64 years	3,110	10,311	13,421
65-74 years	1,810	13,432	15,242
75-84 years	1,031	7,340	8,371
85+ years	386	2,686	3,072
Race	15,471	45,240	60,711
White	8,943	31,818	40,761
Black	1,109	2,272	3,381
American Indian/Alaskan	84	171	255
Other	1,726	3,994	5,720
Unknown	3,609	6,985	10,594
Other race includes Asian, native Hawaiian/Pacific Islander, or other.			
Ethnicity	15,471	45,240	60,711
Hispanic	1,169	1,462	2,631
Non-Hispanic	8,007	28,639	36,646
Unknown	6,295	15,139	21,434
Gender	15,471	45,240	60,711
Female	8,205	25,963	34,168
Male	7,142	19,248	26,390
Unknown	124	29	153



# COVID-19: Okeechobee County vaccine summary

Vaccination data through May 2, 2021 as of May 3, 2021 at 12:05 AM

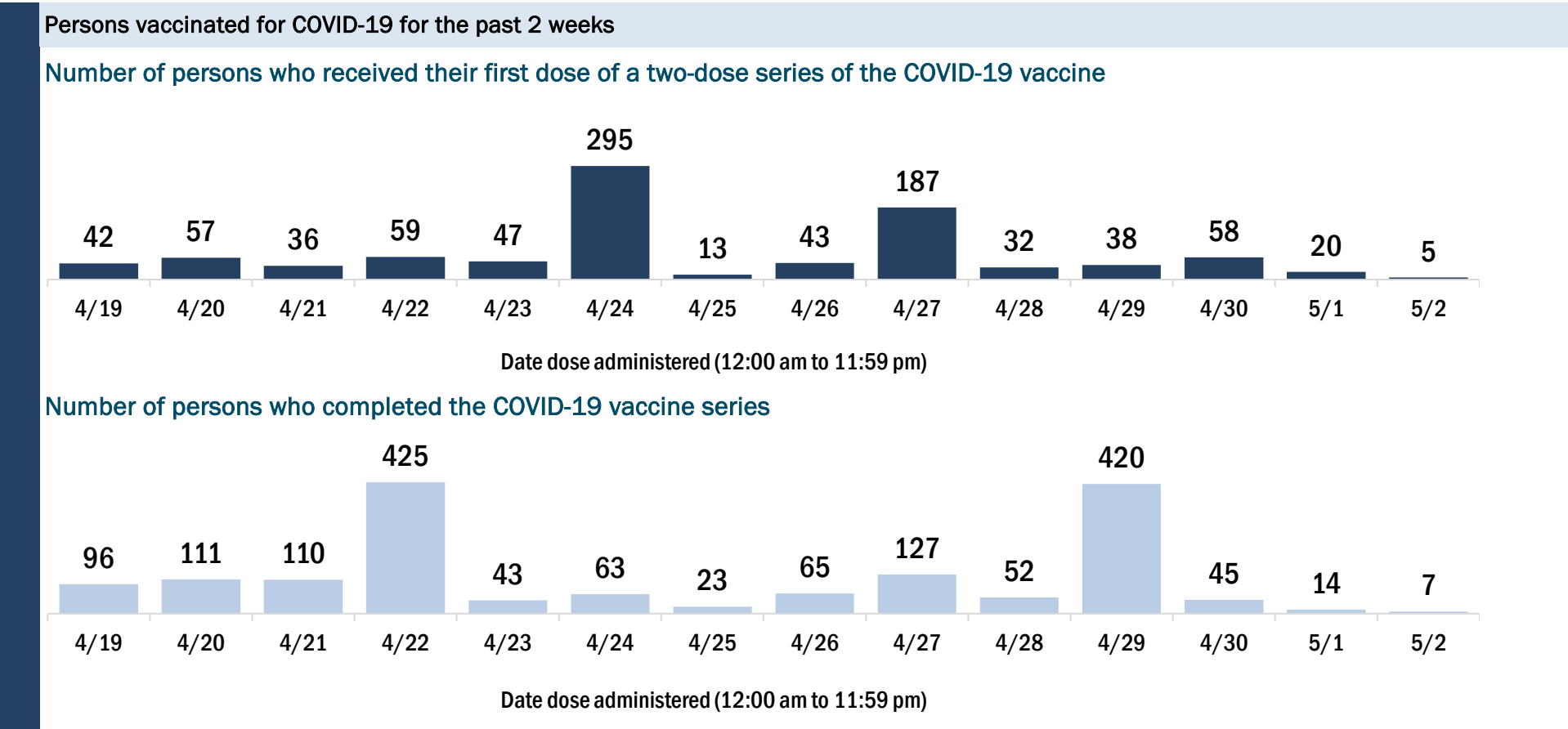
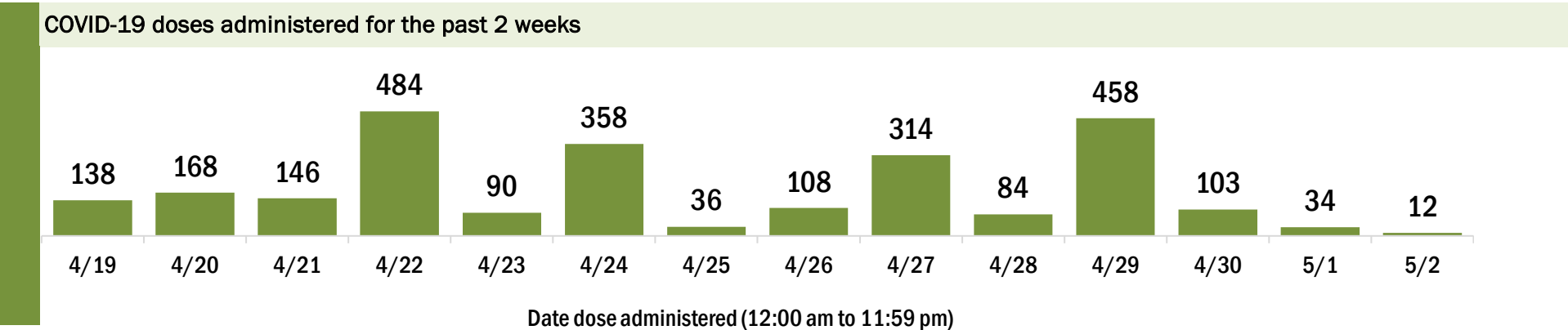
Data in this report are provisional and subject to change.

Data in this summary pertain to COVID-19 vaccines approved by the U.S. Food and Drug Administration and have been issued an Emergency Use Authorization (Janssen COVID-19 Vaccine, Moderna COVID-19 Vaccine and Pfizer-BioNTech COVID-19 Vaccine). These data summarize the number of people who have received either their first dose or have completed the series for a COVID-19 vaccine. **A person can only be counted in one category, first dose or series complete.** For persons receiving Moderna or Pfizer vaccines, once they receive their second dose, they are moved from the first dose column to the series completed column. **Because of this, the total first dose category may show a change from report to report not matching the total receiving their first dose from the previous day.** Persons receiving Johnson & Johnson vaccines will always be counted in the series completed column.

COVID-19 doses for vaccinated persons in Florida	
Doses administered	19,641
People receiving one dose of a 1-dose series (Johnson & Johnson) or receiving only one dose of a 2-dose series (Moderna, Pfizer) count once. Persons receiving both doses of a 2-dose series count twice.	

Current status of persons vaccinated for COVID-19 in Florida	
Total people vaccinated	11,845
First dose	3,511
Series completed	8,334
Completed 1-dose series	538
Completed 2-dose series	7,796
First dose: current number of people who have only received their first dose of the Moderna or Pfizer vaccine.	
Series complete: current number of people who have received both Moderna or Pfizer vaccine doses or one Johnson & Johnson dose and are considered fully immunized.	

Demographic summary	First dose	Series complete	Total people vaccinated
Age group	3,511	8,334	11,845
16-24 years	239	134	373
25-34 years	387	283	670
35-44 years	478	428	906
45-54 years	686	669	1,355
55-64 years	921	1,383	2,304
65-74 years	470	2,964	3,434
75-84 years	267	1,931	2,198
85+ years	63	542	605
Race	3,511	8,334	11,845
White	2,192	6,645	8,837
Black	168	192	360
American Indian/Alaskan	11	41	52
Other	267	746	1,013
Unknown	873	710	1,583
Other race includes Asian, native Hawaiian/Pacific Islander, or other.			
Ethnicity	3,511	8,334	11,845
Hispanic	646	871	1,517
Non-Hispanic	1,474	5,881	7,355
Unknown	1,391	1,582	2,973
Gender	3,511	8,334	11,845
Female	1,404	4,658	6,062
Male	2,102	3,676	5,778
Unknown	5	0	5





# COVID-19: Orange County vaccine summary

Vaccination data through May 2, 2021 as of May 3, 2021 at 12:05 AM

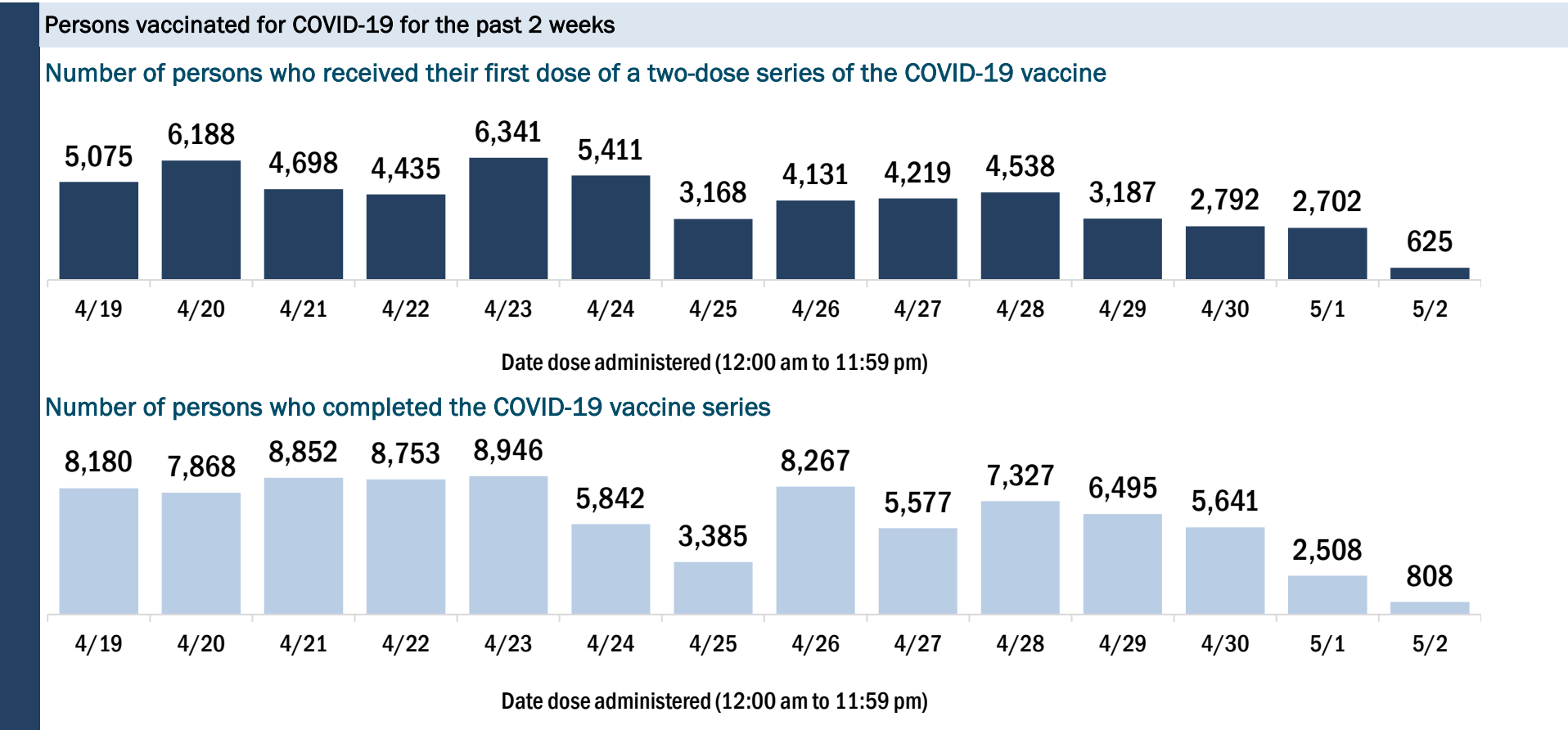
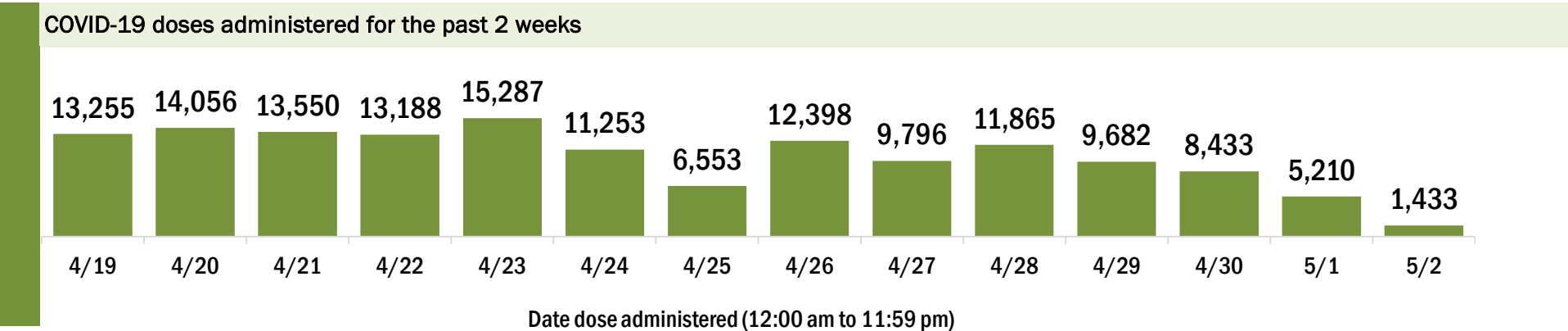
Data in this report are provisional and subject to change.

Data in this summary pertain to COVID-19 vaccines approved by the U.S. Food and Drug Administration and have been issued an Emergency Use Authorization (Janssen COVID-19 Vaccine, Moderna COVID-19 Vaccine and Pfizer-BioNTech COVID-19 Vaccine). These data summarize the number of people who have received either their first dose or have completed the series for a COVID-19 vaccine. **A person can only be counted in one category, first dose or series complete.** For persons receiving Moderna or Pfizer vaccines, once they receive their second dose, they are moved from the first dose column to the series completed column. **Because of this, the total first dose category may show a change from report to report not matching the total receiving their first dose from the previous day.** Persons receiving Johnson & Johnson vaccines will always be counted in the series completed column.

COVID-19 doses for vaccinated persons in Florida	
Doses administered	875,416
People receiving one dose of a 1-dose series (Johnson & Johnson) or receiving only one dose of a 2-dose series (Moderna, Pfizer) count once. Persons receiving both doses of a 2-dose series count twice.	

Current status of persons vaccinated for COVID-19 in Florida	
Total people vaccinated	546,591
First dose	162,624
Series completed	383,967
Completed 1-dose series	55,142
Completed 2-dose series	328,825
First dose: current number of people who have only received their first dose of the Moderna or Pfizer vaccine.	
Series complete: current number of people who have received both Moderna or Pfizer vaccine doses or one Johnson & Johnson dose and are considered fully immunized.	

Demographic summary	First dose	Series complete	Total people vaccinated
Age group	162,624	383,967	546,591
16-24 years	29,688	21,981	51,669
25-34 years	34,882	39,385	74,267
35-44 years	32,397	55,866	88,263
45-54 years	26,089	69,186	95,275
55-64 years	20,315	79,555	99,870
65-74 years	10,584	72,843	83,427
75-84 years	5,285	33,316	38,601
85+ years	3,384	11,835	15,219
Race	162,624	383,967	546,591
White	87,167	232,906	320,073
Black	13,683	30,219	43,902
American Indian/Alaskan	707	1,065	1,772
Other	29,270	64,419	93,689
Unknown	31,797	55,358	87,155
Other race includes Asian, native Hawaiian/Pacific Islander, or other.			
Ethnicity	162,624	383,967	546,591
Hispanic	32,963	45,230	78,193
Non-Hispanic	62,613	197,954	260,567
Unknown	67,048	140,783	207,831
Gender	162,624	383,967	546,591
Female	83,313	212,834	296,147
Male	77,287	170,123	247,410
Unknown	2,024	1,010	3,034



# COVID-19: Osceola County vaccine summary

Vaccination data through May 2, 2021 as of May 3, 2021 at 12:05 AM

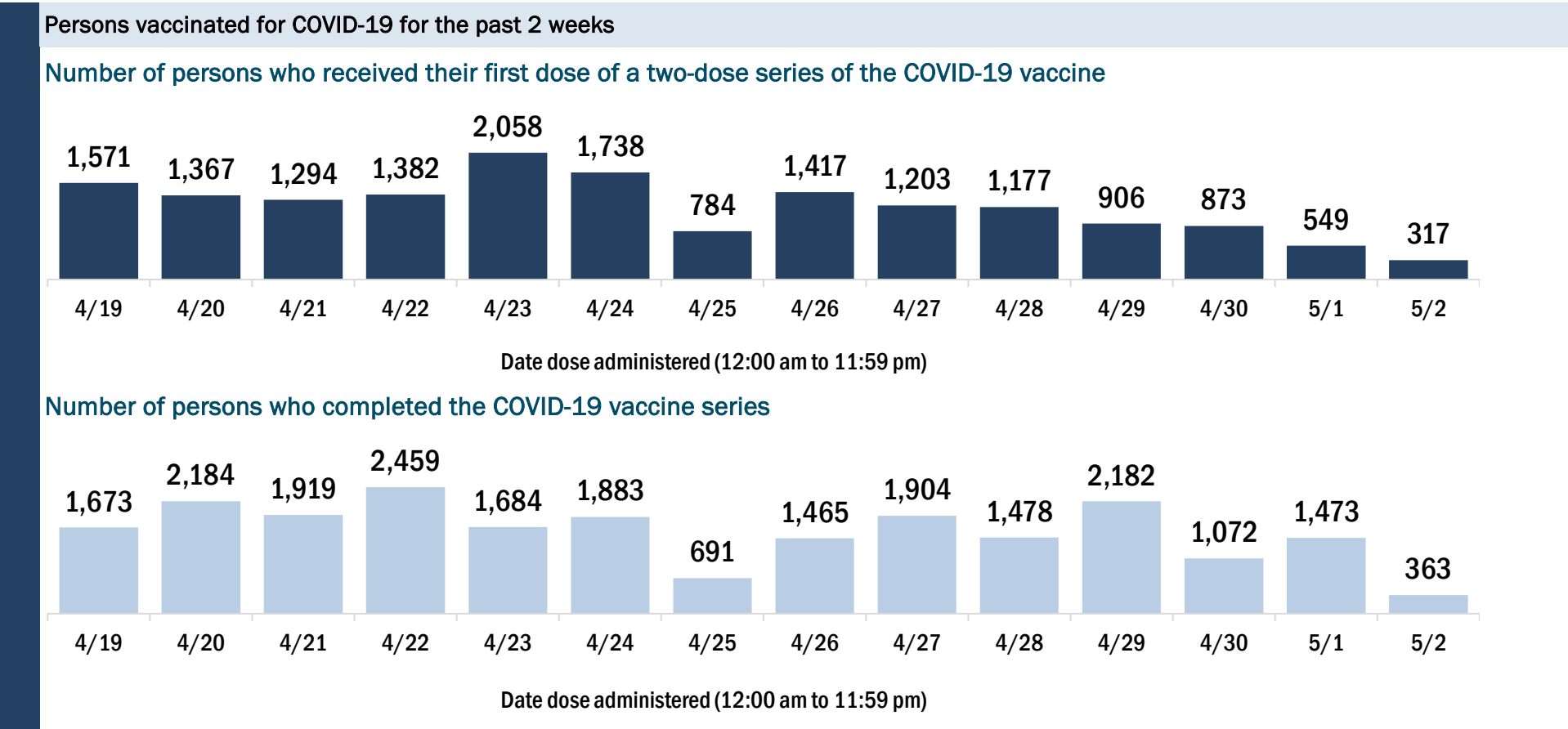
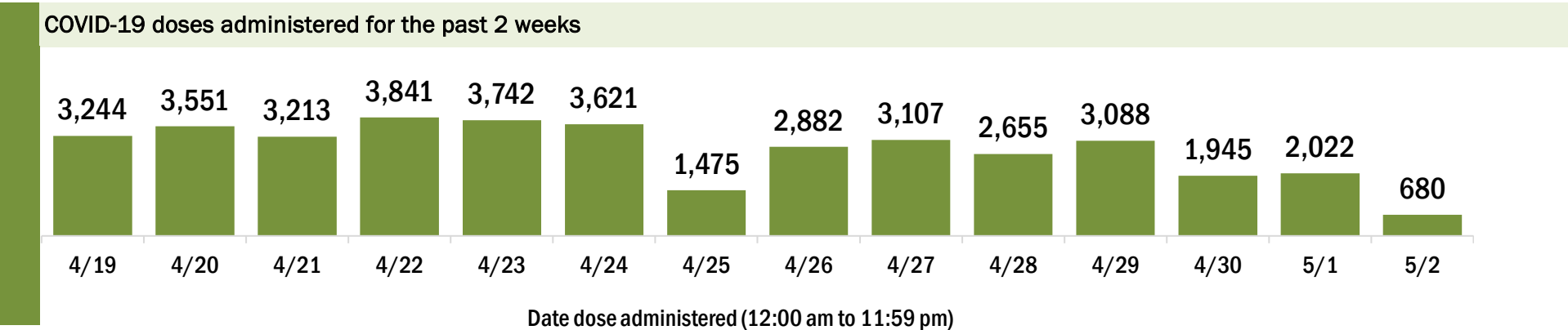
Data in this report are provisional and subject to change.

Data in this summary pertain to COVID-19 vaccines approved by the U.S. Food and Drug Administration and have been issued an Emergency Use Authorization (Janssen COVID-19 Vaccine, Moderna COVID-19 Vaccine and Pfizer-BioNTech COVID-19 Vaccine). These data summarize the number of people who have received either their first dose or have completed the series for a COVID-19 vaccine. **A person can only be counted in one category, first dose or series complete.** For persons receiving Moderna or Pfizer vaccines, once they receive their second dose, they are moved from the first dose column to the series completed column. **Because of this, the total first dose category may show a change from report to report not matching the total receiving their first dose from the previous day.** Persons receiving Johnson & Johnson vaccines will always be counted in the series completed column.

COVID-19 doses for vaccinated persons in Florida	
Doses administered	220,579
People receiving one dose of a 1-dose series (Johnson & Johnson) or receiving only one dose of a 2-dose series (Moderna, Pfizer) count once. Persons receiving both doses of a 2-dose series count twice.	

Current status of persons vaccinated for COVID-19 in Florida	
Total people vaccinated	137,920
First dose	44,167
Series completed	93,753
Completed 1-dose series	11,094
Completed 2-dose series	82,659
<b>First dose:</b> current number of people who have only received their first dose of the Moderna or Pfizer vaccine.	
<b>Series complete:</b> current number of people who have received both Moderna or Pfizer vaccine doses or one Johnson & Johnson dose and are considered fully immunized.	

Demographic summary	First dose	Series complete	Total people vaccinated
Age group	44,167	93,753	137,920
16-24 years	7,476	3,809	11,285
25-34 years	8,090	7,011	15,101
35-44 years	8,823	10,939	19,762
45-54 years	7,775	16,331	24,106
55-64 years	6,353	20,336	26,689
65-74 years	3,422	21,957	25,379
75-84 years	1,679	10,392	12,071
85+ years	549	2,978	3,527
Race	44,167	93,753	137,920
White	24,083	56,797	80,880
Black	2,355	5,072	7,427
American Indian/Alaskan	196	439	635
Other	7,887	16,662	24,549
Unknown	9,646	14,783	24,429
Other race includes Asian, native Hawaiian/Pacific Islander, or other.			
Ethnicity	44,167	93,753	137,920
Hispanic	15,655	27,940	43,595
Non-Hispanic	10,945	35,778	46,723
Unknown	17,567	30,035	47,602
Gender	44,167	93,753	137,920
Female	23,426	53,075	76,501
Male	20,605	40,606	61,211
Unknown	136	72	208



# COVID-19: Palm Beach County vaccine summary

Vaccination data through May 2, 2021 as of May 3, 2021 at 12:05 AM

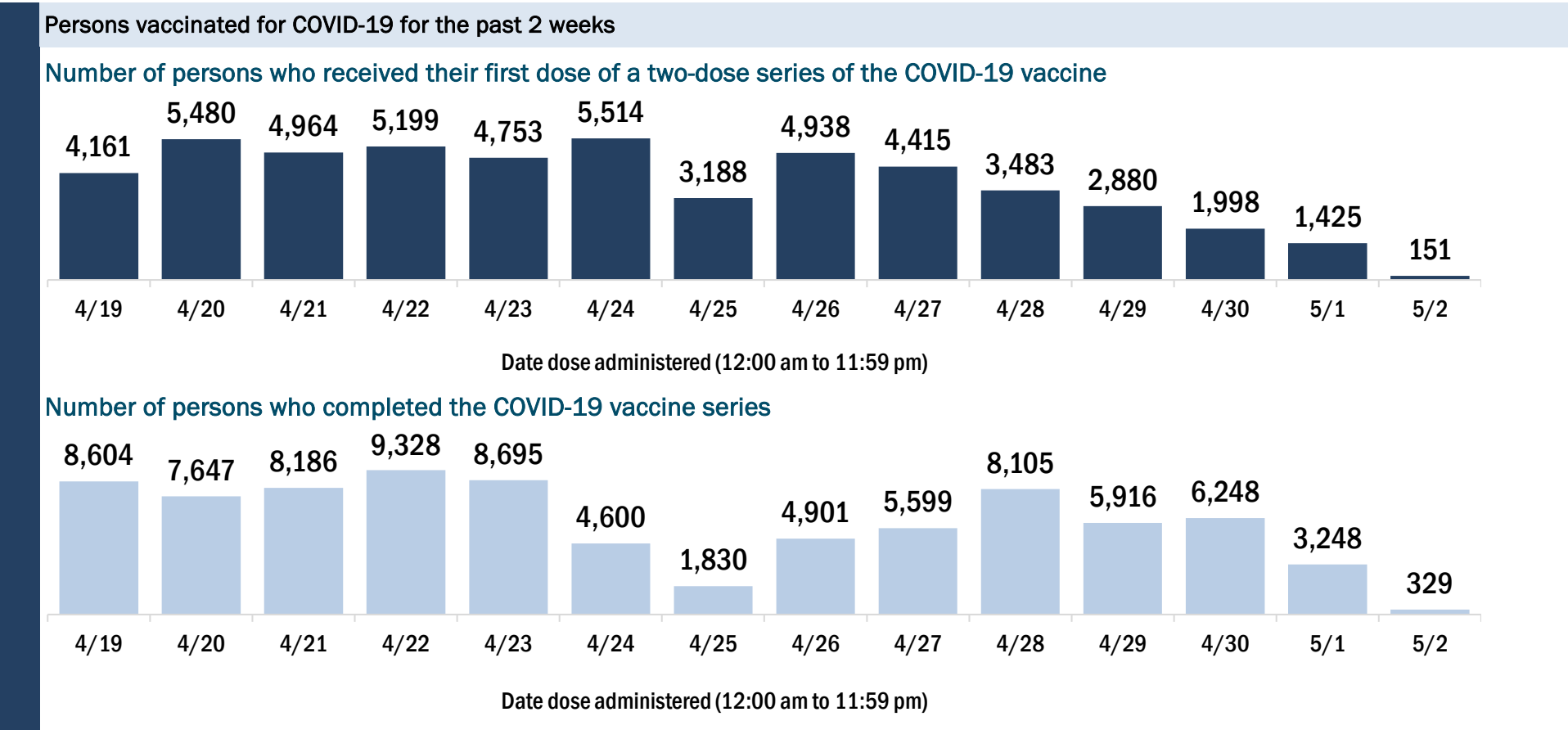
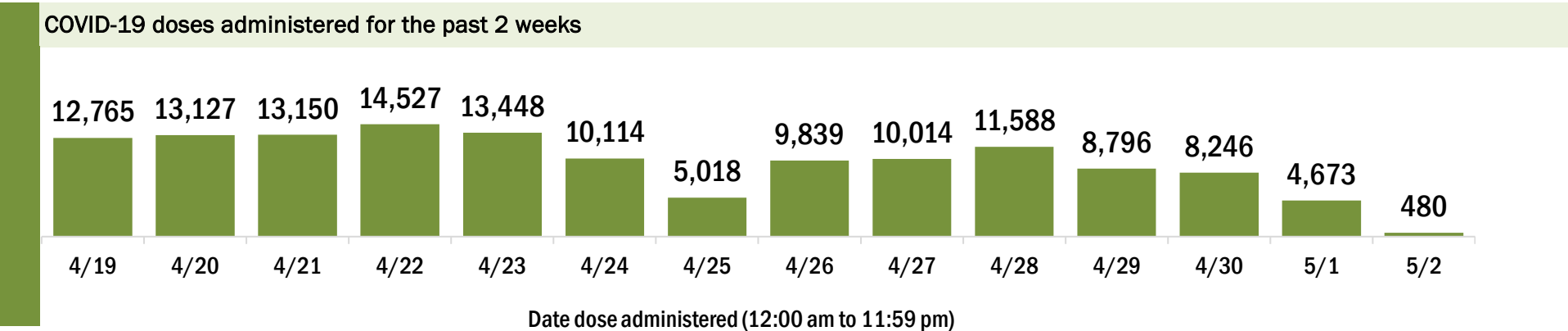
Data in this report are provisional and subject to change.

Data in this summary pertain to COVID-19 vaccines approved by the U.S. Food and Drug Administration and have been issued an Emergency Use Authorization (Janssen COVID-19 Vaccine, Moderna COVID-19 Vaccine and Pfizer-BioNTech COVID-19 Vaccine). These data summarize the number of people who have received either their first dose or have completed the series for a COVID-19 vaccine. **A person can only be counted in one category, first dose or series complete.** For persons receiving Moderna or Pfizer vaccines, once they receive their second dose, they are moved from the first dose column to the series completed column. **Because of this, the total first dose category may show a change from report to report not matching the total receiving their first dose from the previous day.** Persons receiving Johnson & Johnson vaccines will always be counted in the series completed column.

COVID-19 doses for vaccinated persons in Florida	
Doses administered	1,078,427
People receiving one dose of a 1-dose series (Johnson & Johnson) or receiving only one dose of a 2-dose series (Moderna, Pfizer) count once. Persons receiving both doses of a 2-dose series count twice.	

Current status of persons vaccinated for COVID-19 in Florida	
Total people vaccinated	654,716
First dose	191,467
Series completed	463,249
Completed 1-dose series	39,538
Completed 2-dose series	423,711
First dose: current number of people who have only received their first dose of the Moderna or Pfizer vaccine.	
Series complete: current number of people who have received both Moderna or Pfizer vaccine doses or one Johnson & Johnson dose and are considered fully immunized.	

Demographic summary	First dose	Series complete	Total people vaccinated
Age group	191,467	463,249	654,716
16-24 years	21,257	11,746	33,003
25-34 years	26,004	21,067	47,071
35-44 years	29,730	34,066	63,796
45-54 years	32,079	56,167	88,246
55-64 years	33,731	91,048	124,779
65-74 years	24,852	127,589	152,441
75-84 years	16,285	86,397	102,682
85+ years	7,529	35,169	42,698
Race	191,467	463,249	654,716
White	112,676	298,953	411,629
Black	15,855	24,833	40,688
American Indian/Alaskan	836	1,241	2,077
Other	22,075	41,884	63,959
Unknown	40,025	96,338	136,363
Other race includes Asian, native Hawaiian/Pacific Islander, or other.			
Ethnicity	191,467	463,249	654,716
Hispanic	35,085	41,565	76,650
Non-Hispanic	86,401	242,932	329,333
Unknown	69,981	178,752	248,733
Gender	191,467	463,249	654,716
Female	100,068	263,509	363,577
Male	90,861	199,393	290,254
Unknown	538	347	885





# COVID-19: Pasco County vaccine summary

Vaccination data through May 2, 2021 as of May 3, 2021 at 12:05 AM

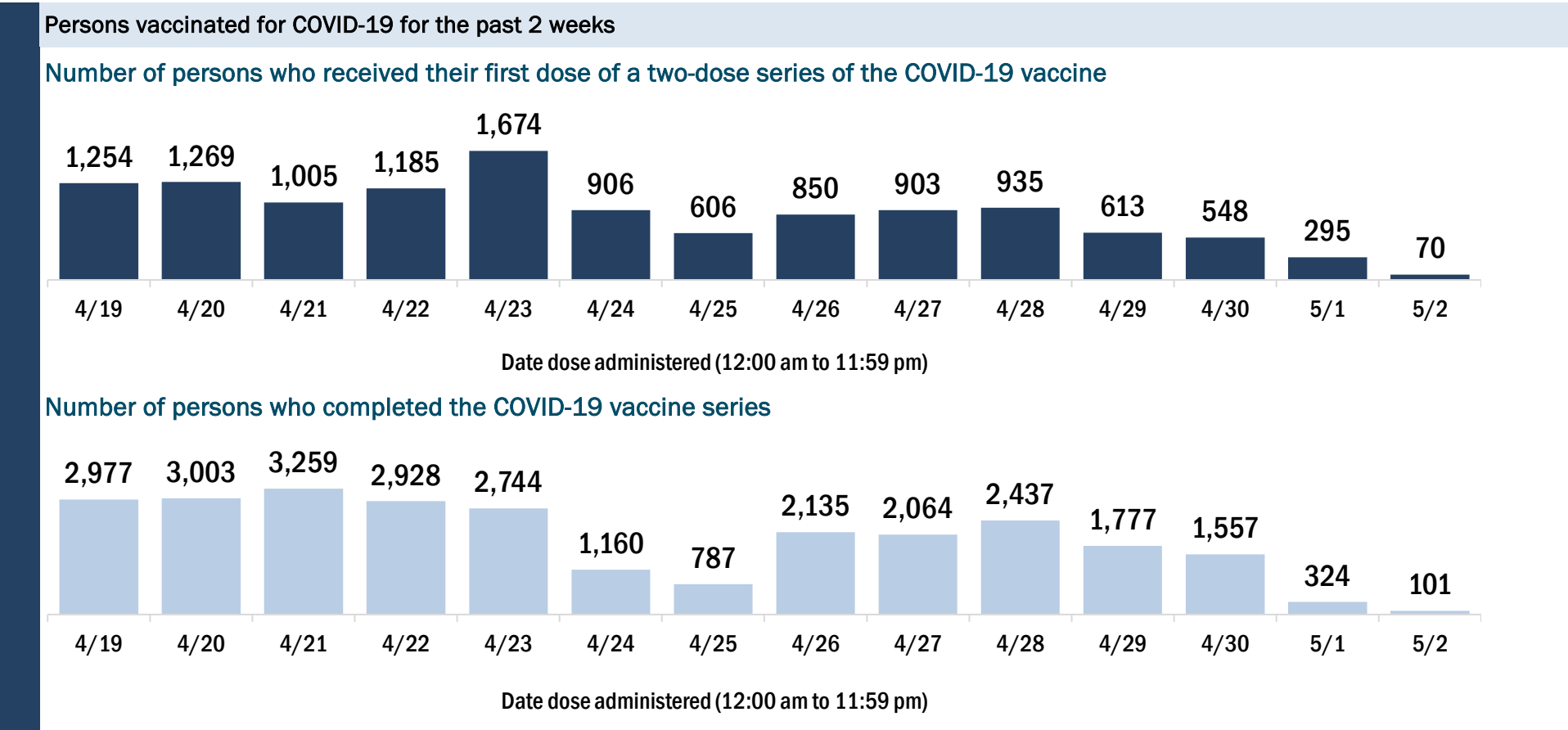
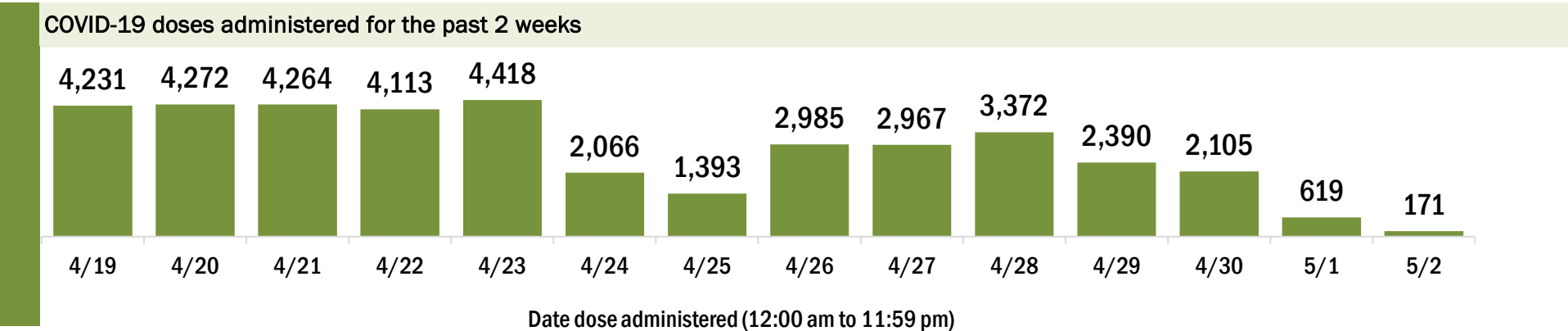
Data in this report are provisional and subject to change.

Data in this summary pertain to COVID-19 vaccines approved by the U.S. Food and Drug Administration and have been issued an Emergency Use Authorization (Janssen COVID-19 Vaccine, Moderna COVID-19 Vaccine and Pfizer-BioNTech COVID-19 Vaccine). These data summarize the number of people who have received either their first dose or have completed the series for a COVID-19 vaccine. **A person can only be counted in one category, first dose or series complete.** For persons receiving Moderna or Pfizer vaccines, once they receive their second dose, they are moved from the first dose column to the series completed column. **Because of this, the total first dose category may show a change from report to report not matching the total receiving their first dose from the previous day.** Persons receiving Johnson & Johnson vaccines will always be counted in the series completed column.

COVID-19 doses for vaccinated persons in Florida	
Doses administered	335,207
People receiving one dose of a 1-dose series (Johnson & Johnson) or receiving only one dose of a 2-dose series (Moderna, Pfizer) count once. Persons receiving both doses of a 2-dose series count twice.	

Current status of persons vaccinated for COVID-19 in Florida	
Total people vaccinated	203,086
First dose	58,793
Series completed	144,293
Completed 1-dose series	12,172
Completed 2-dose series	132,121
First dose: current number of people who have only received their first dose of the Moderna or Pfizer vaccine.	
Series complete: current number of people who have received both Moderna or Pfizer vaccine doses or one Johnson & Johnson dose and are considered fully immunized.	

Demographic summary	First dose	Series complete	Total people vaccinated
Age group	58,793	144,293	203,086
16-24 years	6,722	3,635	10,357
25-34 years	6,808	6,149	12,957
35-44 years	8,893	11,564	20,457
45-54 years	9,295	18,473	27,768
55-64 years	10,320	28,999	39,319
65-74 years	9,079	42,334	51,413
75-84 years	5,807	25,508	31,315
85+ years	1,869	7,631	9,500
Race	58,793	144,293	203,086
White	40,509	109,166	149,675
Black	2,362	4,030	6,392
American Indian/Alaskan	308	490	798
Other	6,568	13,328	19,896
Unknown	9,046	17,279	26,325
Other race includes Asian, native Hawaiian/Pacific Islander, or other.			
Ethnicity	58,793	144,293	203,086
Hispanic	5,590	8,216	13,806
Non-Hispanic	30,573	87,631	118,204
Unknown	22,630	48,446	71,076
Gender	58,793	144,293	203,086
Female	31,366	83,487	114,853
Male	27,334	60,705	88,039
Unknown	93	101	194





# COVID-19: Pinellas County vaccine summary

Vaccination data through May 2, 2021 as of May 3, 2021 at 12:05 AM

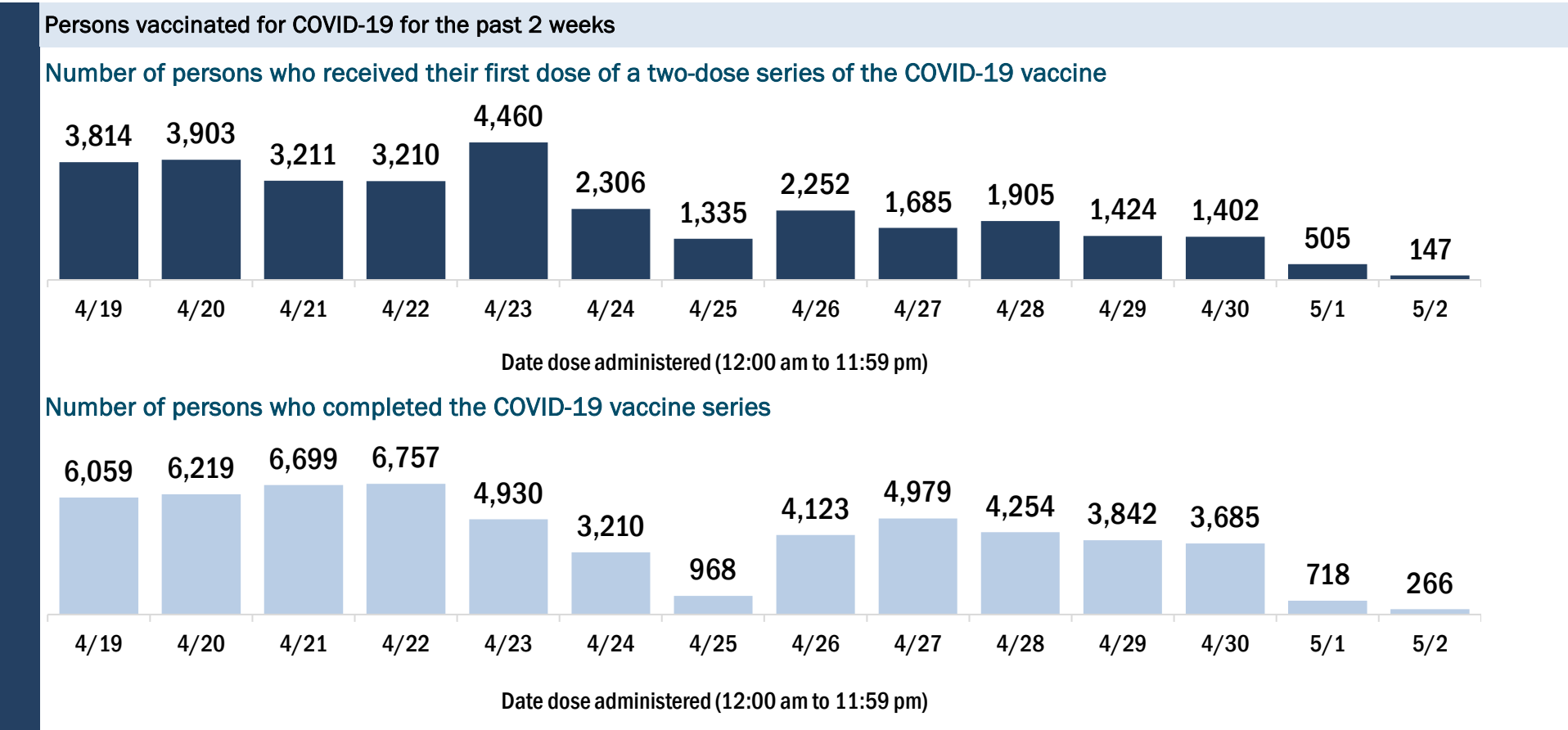
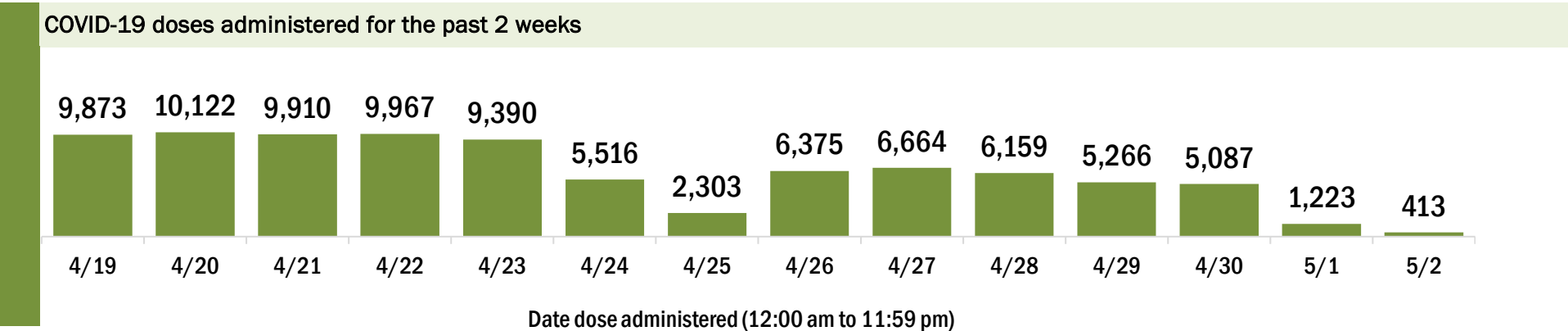
Data in this report are provisional and subject to change.

Data in this summary pertain to COVID-19 vaccines approved by the U.S. Food and Drug Administration and have been issued an Emergency Use Authorization (Janssen COVID-19 Vaccine, Moderna COVID-19 Vaccine and Pfizer-BioNTech COVID-19 Vaccine). These data summarize the number of people who have received either their first dose or have completed the series for a COVID-19 vaccine. **A person can only be counted in one category, first dose or series complete.** For persons receiving Moderna or Pfizer vaccines, once they receive their second dose, they are moved from the first dose column to the series completed column. **Because of this, the total first dose category may show a change from report to report not matching the total receiving their first dose from the previous day.** Persons receiving Johnson & Johnson vaccines will always be counted in the series completed column.

COVID-19 doses for vaccinated persons in Florida	
Doses administered	728,427
People receiving one dose of a 1-dose series (Johnson & Johnson) or receiving only one dose of a 2-dose series (Moderna, Pfizer) count once. Persons receiving both doses of a 2-dose series count twice.	

Current status of persons vaccinated for COVID-19 in Florida	
Total people vaccinated	427,504
First dose	105,891
Series completed	321,613
Completed 1-dose series	20,690
Completed 2-dose series	300,923
First dose: current number of people who have only received their first dose of the Moderna or Pfizer vaccine.	
Series complete: current number of people who have received both Moderna or Pfizer vaccine doses or one Johnson & Johnson dose and are considered fully immunized.	

Demographic summary	First dose	Series complete	Total people vaccinated
Age group	105,891	321,613	427,504
16-24 years	12,380	7,218	19,598
25-34 years	16,722	16,754	33,476
35-44 years	16,131	24,140	40,271
45-54 years	15,373	39,592	54,965
55-64 years	18,374	75,002	93,376
65-74 years	14,558	92,111	106,669
75-84 years	8,586	48,504	57,090
85+ years	3,767	18,292	22,059
Race	105,891	321,613	427,504
White	68,248	242,667	310,915
Black	6,406	13,371	19,777
American Indian/Alaskan	464	709	1,173
Other	10,637	25,495	36,132
Unknown	20,136	39,371	59,507
Other race includes Asian, native Hawaiian/Pacific Islander, or other.			
Ethnicity	105,891	321,613	427,504
Hispanic	5,747	10,390	16,137
Non-Hispanic	56,613	202,408	259,021
Unknown	43,531	108,815	152,346
Gender	105,891	321,613	427,504
Female	55,802	184,261	240,063
Male	49,817	136,804	186,621
Unknown	272	548	820



# COVID-19: Polk County vaccine summary

Vaccination data through May 2, 2021 as of May 3, 2021 at 12:05 AM

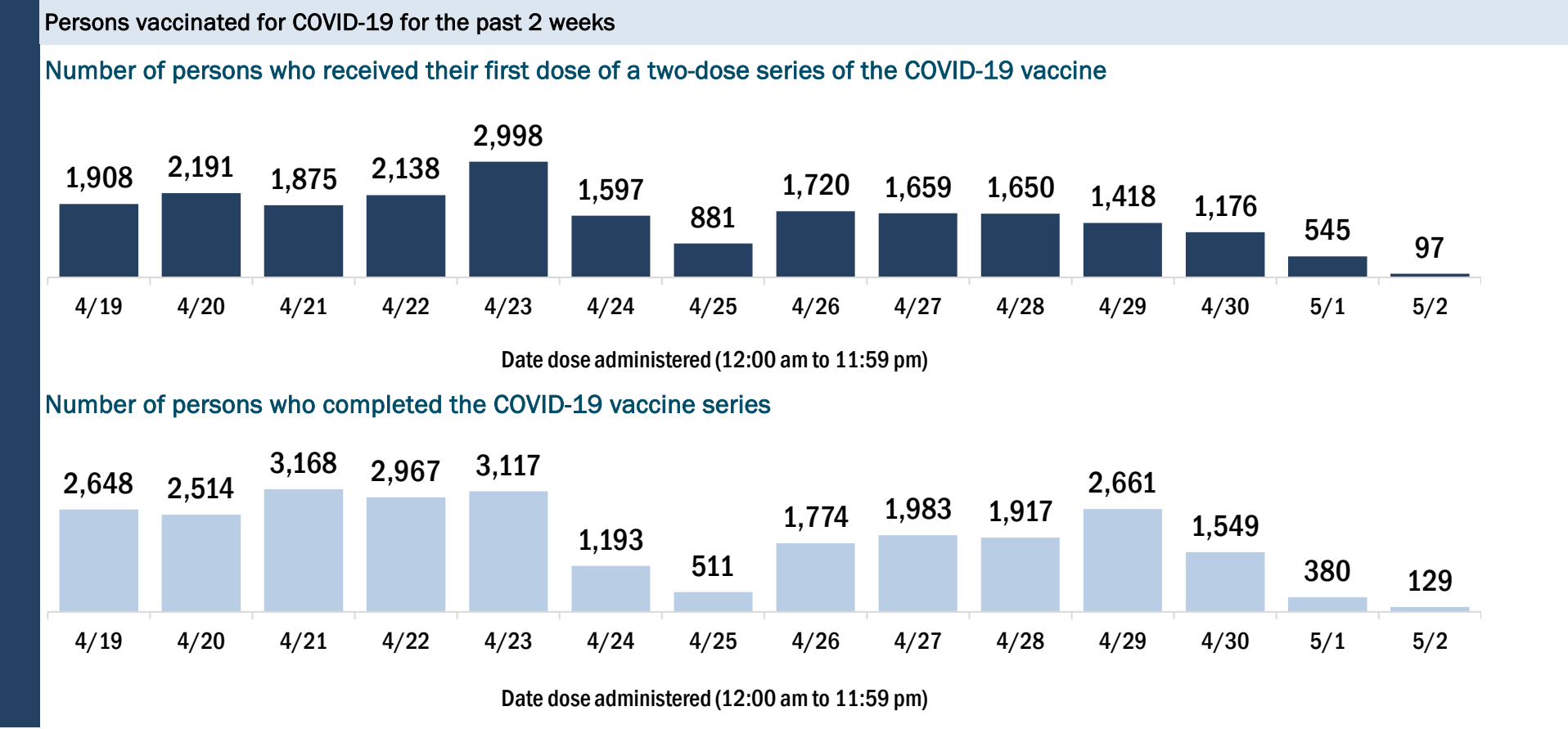
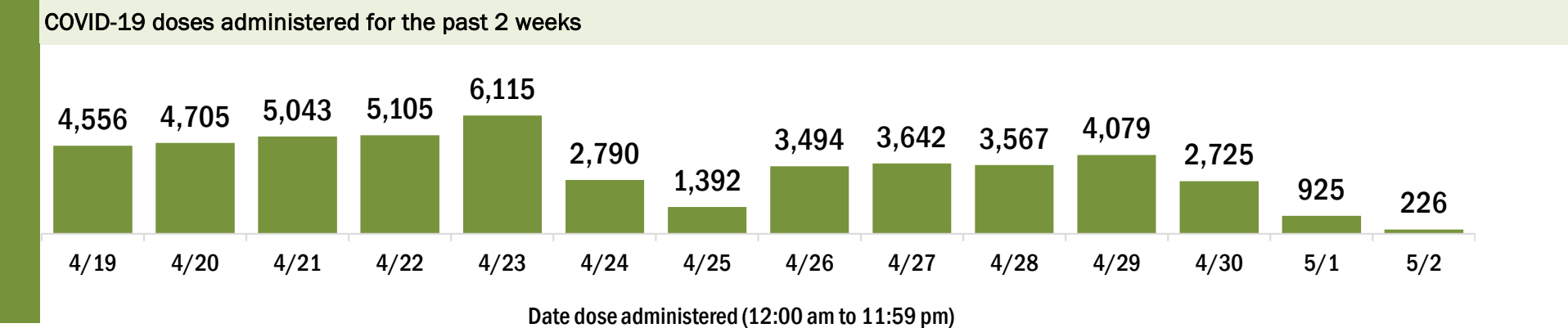
Data in this report are provisional and subject to change.

Data in this summary pertain to COVID-19 vaccines approved by the U.S. Food and Drug Administration and have been issued an Emergency Use Authorization (Janssen COVID-19 Vaccine, Moderna COVID-19 Vaccine and Pfizer-BioNTech COVID-19 Vaccine). These data summarize the number of people who have received either their first dose or have completed the series for a COVID-19 vaccine. **A person can only be counted in one category, first dose or series complete.** For persons receiving Moderna or Pfizer vaccines, once they receive their second dose, they are moved from the first dose column to the series completed column. **Because of this, the total first dose category may show a change from report to report not matching the total receiving their first dose from the previous day.** Persons receiving Johnson & Johnson vaccines will always be counted in the series completed column.

COVID-19 doses for vaccinated persons in Florida	
Doses administered	392,400
People receiving one dose of a 1-dose series (Johnson & Johnson) or receiving only one dose of a 2-dose series (Moderna, Pfizer) count once. Persons receiving both doses of a 2-dose series count twice.	

Current status of persons vaccinated for COVID-19 in Florida	
Total people vaccinated	239,606
First dose	75,889
Series completed	163,717
Completed 1-dose series	10,923
Completed 2-dose series	152,794
<b>First dose:</b> current number of people who have only received their first dose of the Moderna or Pfizer vaccine.	
<b>Series complete:</b> current number of people who have received both Moderna or Pfizer vaccine doses or one Johnson & Johnson dose and are considered fully immunized.	

Demographic summary	First dose	Series complete	Total people vaccinated
Age group	75,889	163,717	239,606
16-24 years	7,957	3,798	11,755
25-34 years	10,378	7,871	18,249
35-44 years	11,306	11,757	23,063
45-54 years	12,130	18,620	30,750
55-64 years	12,912	32,466	45,378
65-74 years	11,571	50,379	61,950
75-84 years	7,134	30,146	37,280
85+ years	2,501	8,680	11,181
Race	75,889	163,717	239,606
White	45,687	116,623	162,310
Black	6,646	10,867	17,513
American Indian/Alaskan	550	767	1,317
Other	8,822	13,422	22,244
Unknown	14,184	22,038	36,222
Other race includes Asian, native Hawaiian/Pacific Islander, or other.			
Ethnicity	75,889	163,717	239,606
Hispanic	14,909	16,432	31,341
Non-Hispanic	32,706	94,652	127,358
Unknown	28,274	52,633	80,907
Gender	75,889	163,717	239,606
Female	39,686	93,424	133,110
Male	35,964	70,192	106,156
Unknown	239	101	340



# COVID-19: Putnam County vaccine summary

Vaccination data through May 2, 2021 as of May 3, 2021 at 12:05 AM

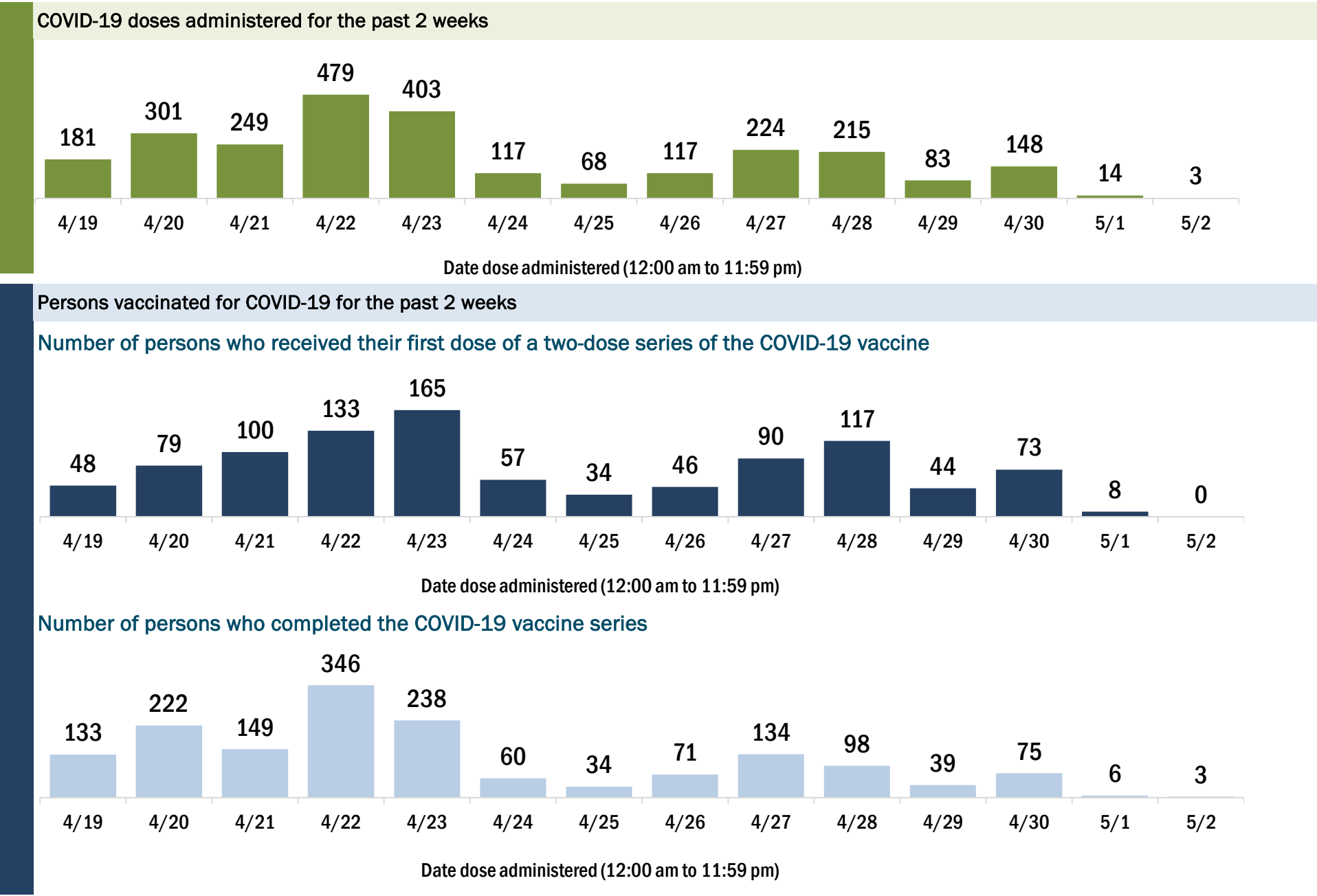
Data in this report are provisional and subject to change.

Data in this summary pertain to COVID-19 vaccines approved by the U.S. Food and Drug Administration and have been issued an Emergency Use Authorization (Janssen COVID-19 Vaccine, Moderna COVID-19 Vaccine and Pfizer-BioNTech COVID-19 Vaccine). These data summarize the number of people who have received either their first dose or have completed the series for a COVID-19 vaccine. **A person can only be counted in one category, first dose or series complete.** For persons receiving Moderna or Pfizer vaccines, once they receive their second dose, they are moved from the first dose column to the series completed column. **Because of this, the total first dose category may show a change from report to report not matching the total receiving their first dose from the previous day.** Persons receiving Johnson & Johnson vaccines will always be counted in the series completed column.

COVID-19 doses for vaccinated persons in Florida	
Doses administered	30,635
People receiving one dose of a 1-dose series (Johnson & Johnson) or receiving only one dose of a 2-dose series (Moderna, Pfizer) count once. Persons receiving both doses of a 2-dose series count twice.	

Current status of persons vaccinated for COVID-19 in Florida	
Total people vaccinated	18,514
First dose	5,533
Series completed	12,981
Completed 1-dose series	860
Completed 2-dose series	12,121
First dose: current number of people who have only received their first dose of the Moderna or Pfizer vaccine.	
Series complete: current number of people who have received both Moderna or Pfizer vaccine doses or one Johnson & Johnson dose and are considered fully immunized.	

Demographic summary	First dose	Series complete	Total people vaccinated
Age group	5,533	12,981	18,514
16-24 years	310	170	480
25-34 years	443	359	802
35-44 years	546	548	1,094
45-54 years	698	1,145	1,843
55-64 years	1,186	2,861	4,047
65-74 years	1,341	4,619	5,960
75-84 years	764	2,501	3,265
85+ years	245	778	1,023
Race	5,533	12,981	18,514
White	4,071	10,156	14,227
Black	573	1,360	1,933
American Indian/Alaskan	52	97	149
Other	473	739	1,212
Unknown	364	629	993
Other race includes Asian, native Hawaiian/Pacific Islander, or other.			
Ethnicity	5,533	12,981	18,514
Hispanic	383	532	915
Non-Hispanic	4,139	10,244	14,383
Unknown	1,011	2,205	3,216
Gender	5,533	12,981	18,514
Female	2,879	7,452	10,331
Male	2,642	5,523	8,165
Unknown	12	6	18



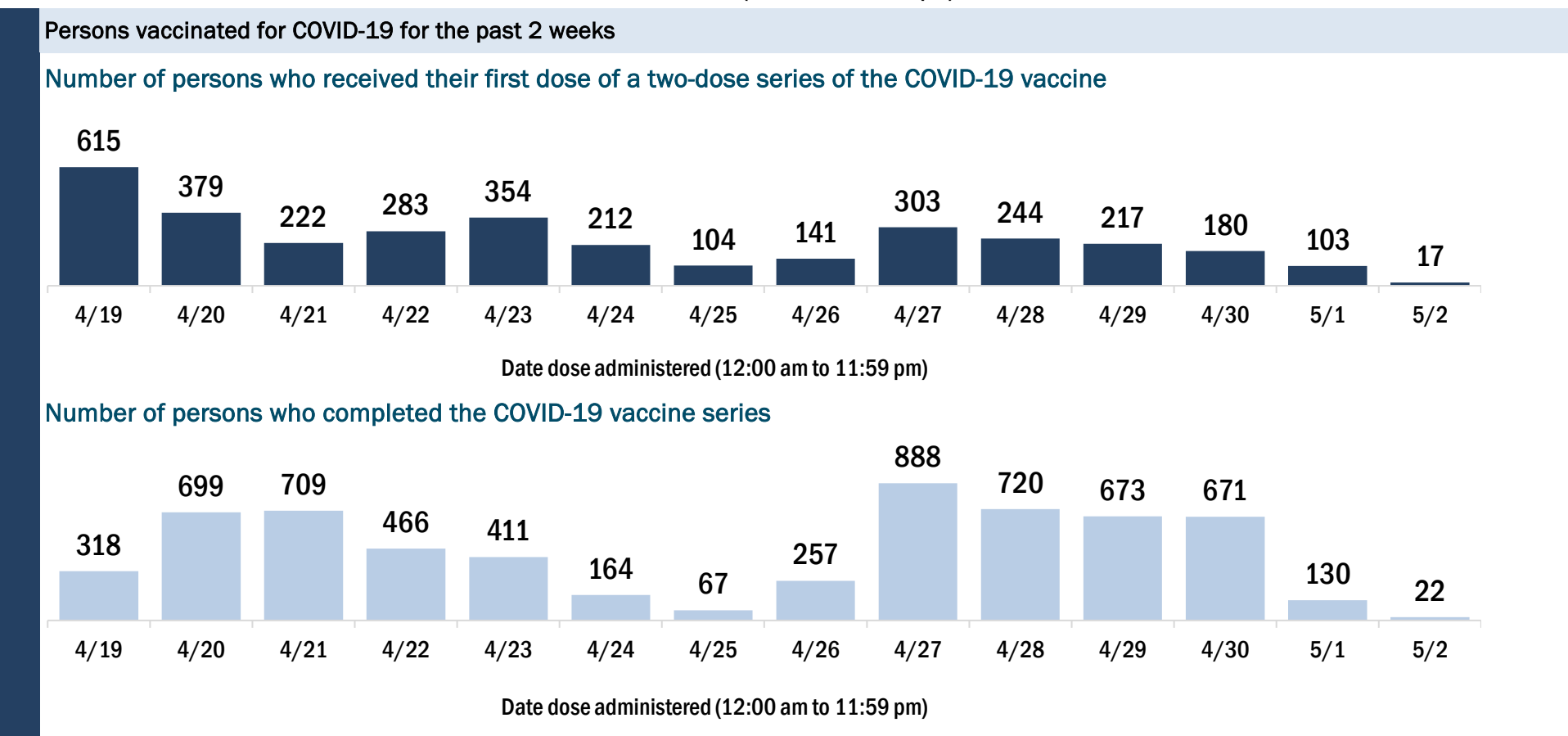
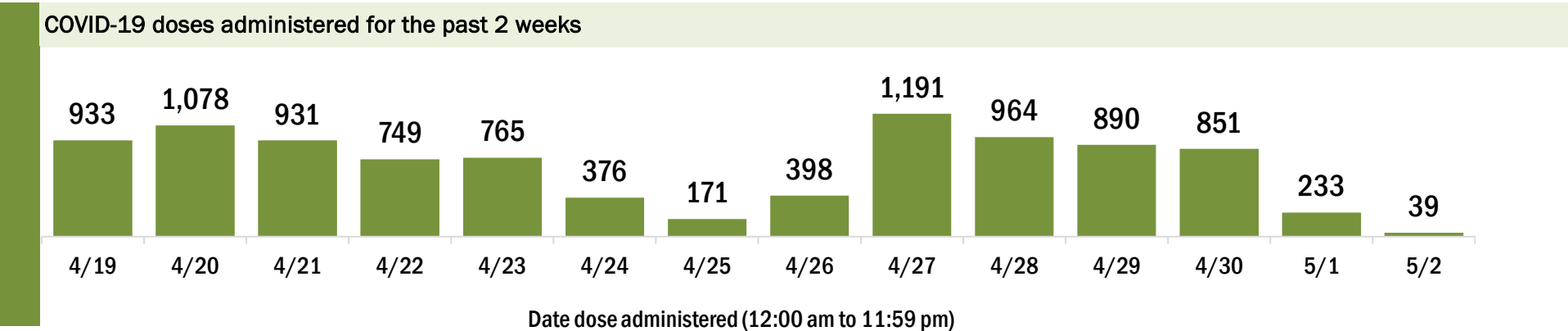
# COVID-19: Santa Rosa County vaccine summary

Vaccination data through May 2, 2021 as of May 3, 2021 at 12:05 AM

Data in this report are provisional and subject to change.

Data in this summary pertain to COVID-19 vaccines approved by the U.S. Food and Drug Administration and have been issued an Emergency Use Authorization (Janssen COVID-19 Vaccine, Moderna COVID-19 Vaccine and Pfizer-BioNTech COVID-19 Vaccine). These data summarize the number of people who have received either their first dose or have completed the series for a COVID-19 vaccine. **A person can only be counted in one category, first dose or series complete.** For persons receiving Moderna or Pfizer vaccines, once they receive their second dose, they are moved from the first dose column to the series completed column. **Because of this, the total first dose category may show a change from report to report not matching the total receiving their first dose from the previous day.** Persons receiving Johnson & Johnson vaccines will always be counted in the series completed column.

COVID-19 doses for vaccinated persons in Florida		Demographic summary			
Doses administered	96,128	First dose	Series complete	Total people vaccinated	
People receiving one dose of a 1-dose series (Johnson & Johnson) or receiving only one dose of a 2-dose series (Moderna, Pfizer) count once. Persons receiving both doses of a 2-dose series count twice.		Age group	16,768	40,881	57,649
		16-24 years	1,853	1,020	2,873
		25-34 years	2,192	1,846	4,038
		35-44 years	2,676	3,136	5,812
		45-54 years	2,786	5,152	7,938
		55-64 years	3,265	9,341	12,606
		65-74 years	2,444	12,542	14,986
		75-84 years	1,163	6,111	7,274
		85+ years	389	1,733	2,122
		Race	16,768	40,881	57,649
		White	10,572	30,385	40,957
		Black	994	1,254	2,248
		American Indian/Alaskan	83	242	325
		Other	1,384	2,726	4,110
		Unknown	3,735	6,274	10,009
		Other race includes Asian, native Hawaiian/Pacific Islander, or other.			
		Ethnicity	16,768	40,881	57,649
		Hispanic	925	1,029	1,954
		Non-Hispanic	9,953	27,258	37,211
		Unknown	5,890	12,594	18,484
		Gender	16,768	40,881	57,649
		Female	8,564	23,264	31,828
		Male	8,184	17,607	25,791
		Unknown	20	10	30





# COVID-19: Sarasota County vaccine summary

Vaccination data through May 2, 2021 as of May 3, 2021 at 12:05 AM

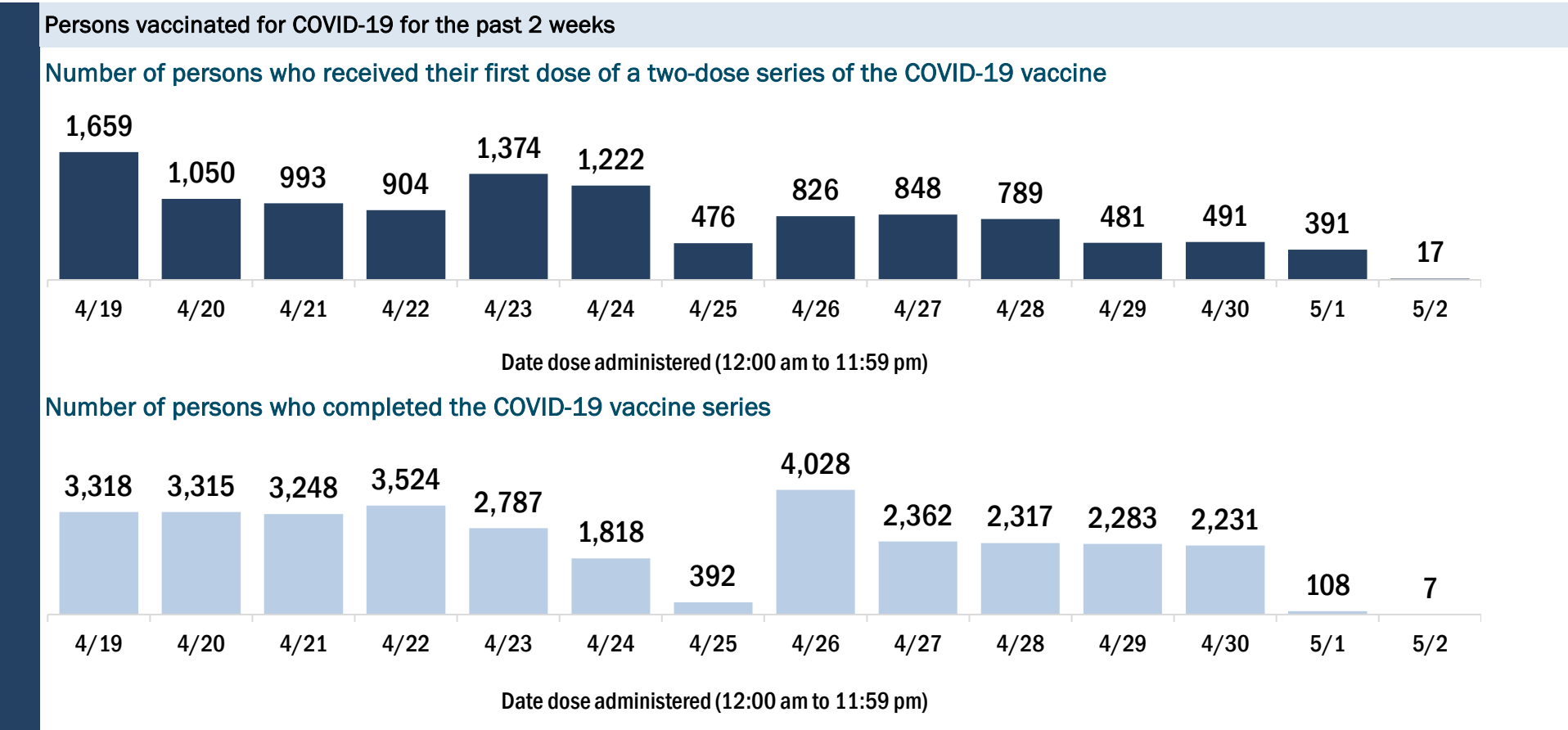
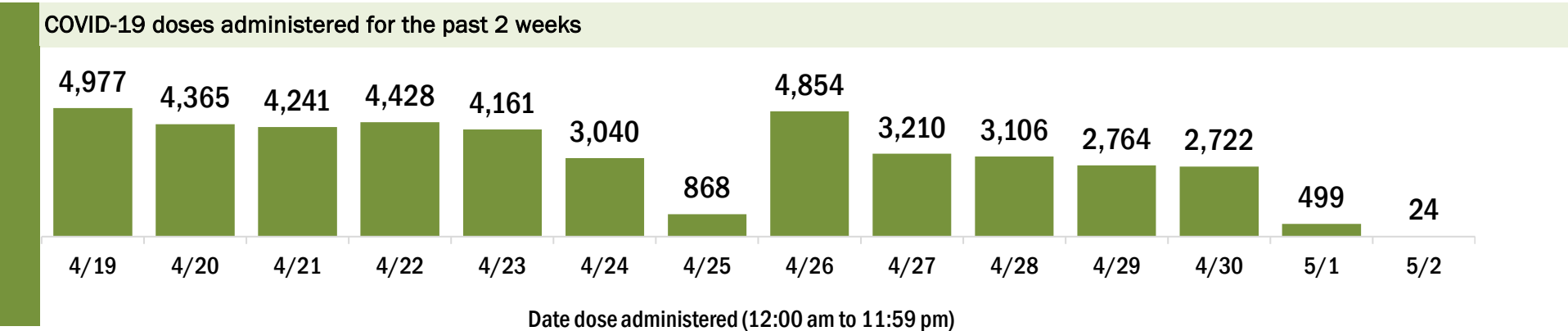
Data in this report are provisional and subject to change.

Data in this summary pertain to COVID-19 vaccines approved by the U.S. Food and Drug Administration and have been issued an Emergency Use Authorization (Janssen COVID-19 Vaccine, Moderna COVID-19 Vaccine and Pfizer-BioNTech COVID-19 Vaccine). These data summarize the number of people who have received either their first dose or have completed the series for a COVID-19 vaccine. **A person can only be counted in one category, first dose or series complete.** For persons receiving Moderna or Pfizer vaccines, once they receive their second dose, they are moved from the first dose column to the series completed column. **Because of this, the total first dose category may show a change from report to report not matching the total receiving their first dose from the previous day.** Persons receiving Johnson & Johnson vaccines will always be counted in the series completed column.

COVID-19 doses for vaccinated persons in Florida	
Doses administered	402,667
People receiving one dose of a 1-dose series (Johnson & Johnson) or receiving only one dose of a 2-dose series (Moderna, Pfizer) count once. Persons receiving both doses of a 2-dose series count twice.	

Current status of persons vaccinated for COVID-19 in Florida	
Total people vaccinated	237,013
First dose	62,352
Series completed	174,661
Completed 1-dose series	9,007
Completed 2-dose series	165,654
First dose: current number of people who have only received their first dose of the Moderna or Pfizer vaccine.	
Series complete: current number of people who have received both Moderna or Pfizer vaccine doses or one Johnson & Johnson dose and are considered fully immunized.	

Demographic summary	First dose	Series complete	Total people vaccinated
Age group	62,352	174,661	237,013
16-24 years	5,548	2,130	7,678
25-34 years	5,655	3,809	9,464
35-44 years	6,485	6,599	13,084
45-54 years	7,699	13,232	20,931
55-64 years	11,159	31,245	42,404
65-74 years	13,309	63,002	76,311
75-84 years	8,854	40,520	49,374
85+ years	3,643	14,124	17,767
Race	62,352	174,661	237,013
White	46,411	139,481	185,892
Black	1,356	2,438	3,794
American Indian/Alaskan	233	601	834
Other	4,865	11,207	16,072
Unknown	9,487	20,934	30,421
Other race includes Asian, native Hawaiian/Pacific Islander, or other.			
Ethnicity	62,352	174,661	237,013
Hispanic	5,186	5,220	10,406
Non-Hispanic	37,192	117,946	155,138
Unknown	19,974	51,495	71,469
Gender	62,352	174,661	237,013
Female	33,022	98,584	131,606
Male	29,177	75,975	105,152
Unknown	153	102	255



# COVID-19: Seminole County vaccine summary

Vaccination data through May 2, 2021 as of May 3, 2021 at 12:05 AM

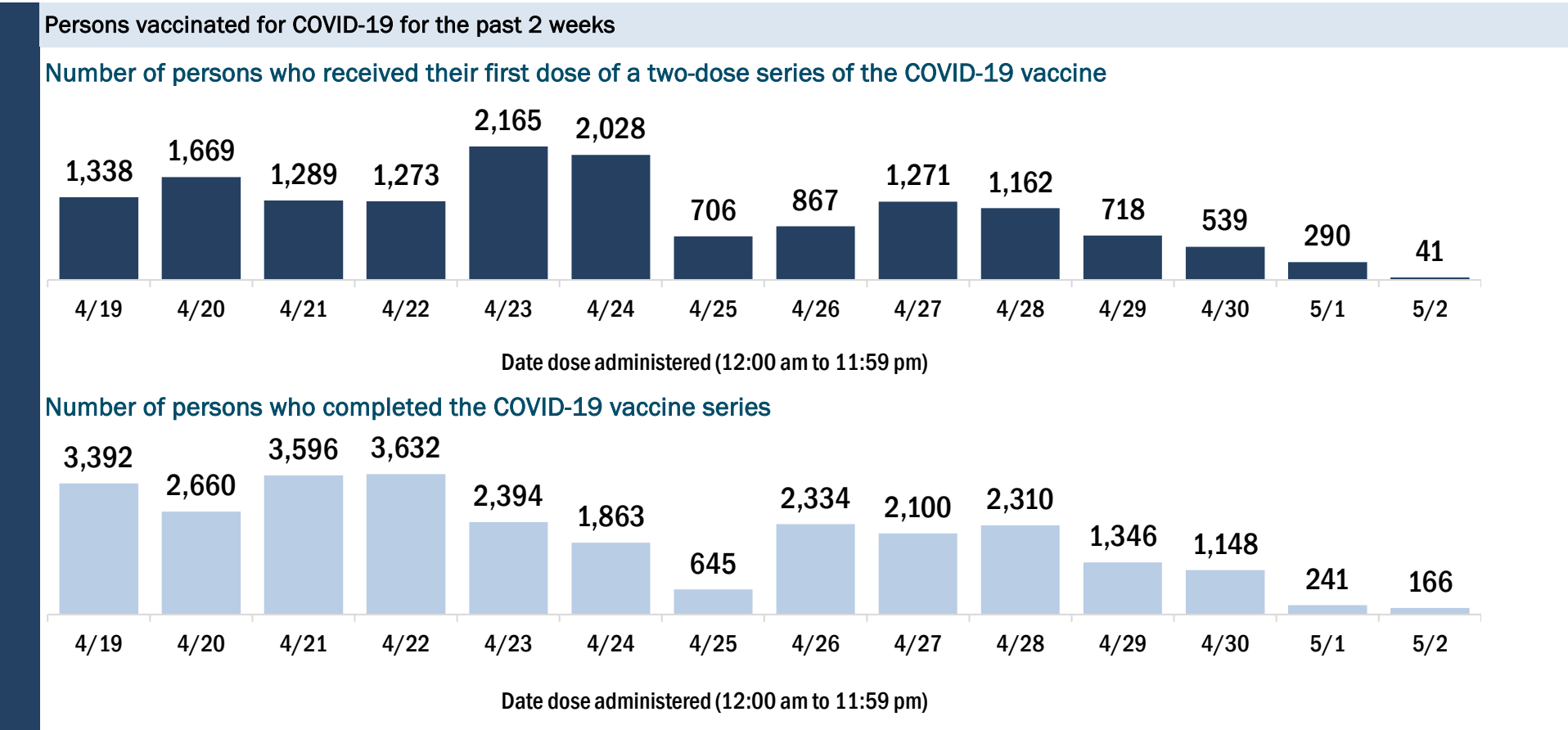
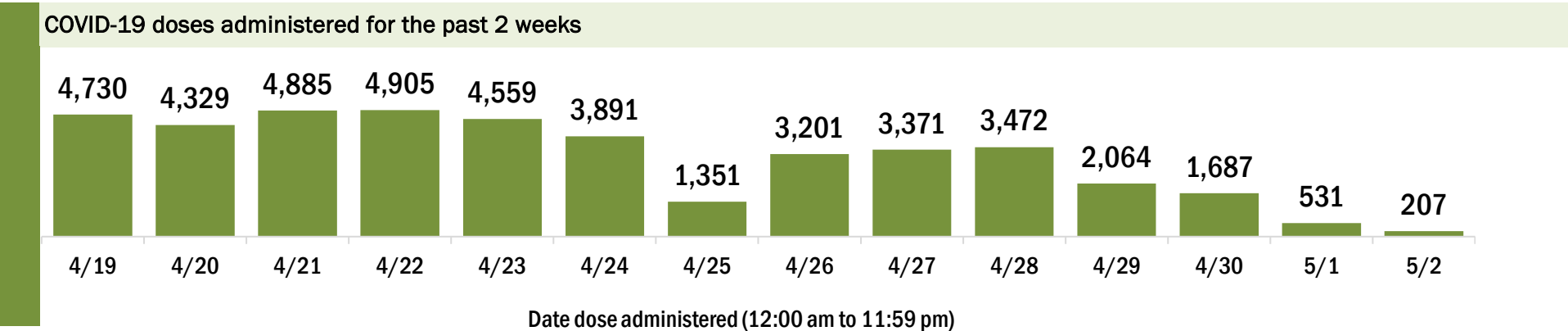
Data in this report are provisional and subject to change.

Data in this summary pertain to COVID-19 vaccines approved by the U.S. Food and Drug Administration and have been issued an Emergency Use Authorization (Janssen COVID-19 Vaccine, Moderna COVID-19 Vaccine and Pfizer-BioNTech COVID-19 Vaccine). These data summarize the number of people who have received either their first dose or have completed the series for a COVID-19 vaccine. **A person can only be counted in one category, first dose or series complete.** For persons receiving Moderna or Pfizer vaccines, once they receive their second dose, they are moved from the first dose column to the series completed column. **Because of this, the total first dose category may show a change from report to report not matching the total receiving their first dose from the previous day.** Persons receiving Johnson & Johnson vaccines will always be counted in the series completed column.

COVID-19 doses for vaccinated persons in Florida	
Doses administered	297,116
People receiving one dose of a 1-dose series (Johnson & Johnson) or receiving only one dose of a 2-dose series (Moderna, Pfizer) count once. Persons receiving both doses of a 2-dose series count twice.	

Current status of persons vaccinated for COVID-19 in Florida	
Total people vaccinated	179,047
First dose	50,752
Series completed	128,295
Completed 1-dose series	10,226
Completed 2-dose series	118,069
<b>First dose:</b> current number of people who have only received their first dose of the Moderna or Pfizer vaccine.	
<b>Series complete:</b> current number of people who have received both Moderna or Pfizer vaccine doses or one Johnson & Johnson dose and are considered fully immunized.	

Demographic summary	First dose	Series complete	Total people vaccinated
Age group	50,752	128,295	179,047
16-24 years	9,777	6,039	15,816
25-34 years	10,130	9,717	19,847
35-44 years	10,126	15,461	25,587
45-54 years	8,095	21,003	29,098
55-64 years	6,676	27,465	34,141
65-74 years	3,394	29,051	32,445
75-84 years	1,751	14,183	15,934
85+ years	803	5,376	6,179
Race	50,752	128,295	179,047
White	30,850	91,119	121,969
Black	3,867	8,187	12,054
American Indian/Alaskan	241	547	788
Other	8,304	18,163	26,467
Unknown	7,490	10,279	17,769
Other race includes Asian, native Hawaiian/Pacific Islander, or other.			
Ethnicity	50,752	128,295	179,047
Hispanic	8,987	14,137	23,124
Non-Hispanic	25,976	82,577	108,553
Unknown	15,789	31,581	47,370
Gender	50,752	128,295	179,047
Female	26,103	73,227	99,330
Male	24,429	54,948	79,377
Unknown	220	120	340



# COVID-19: St. Johns County vaccine summary

Vaccination data through May 2, 2021 as of May 3, 2021 at 12:05 AM

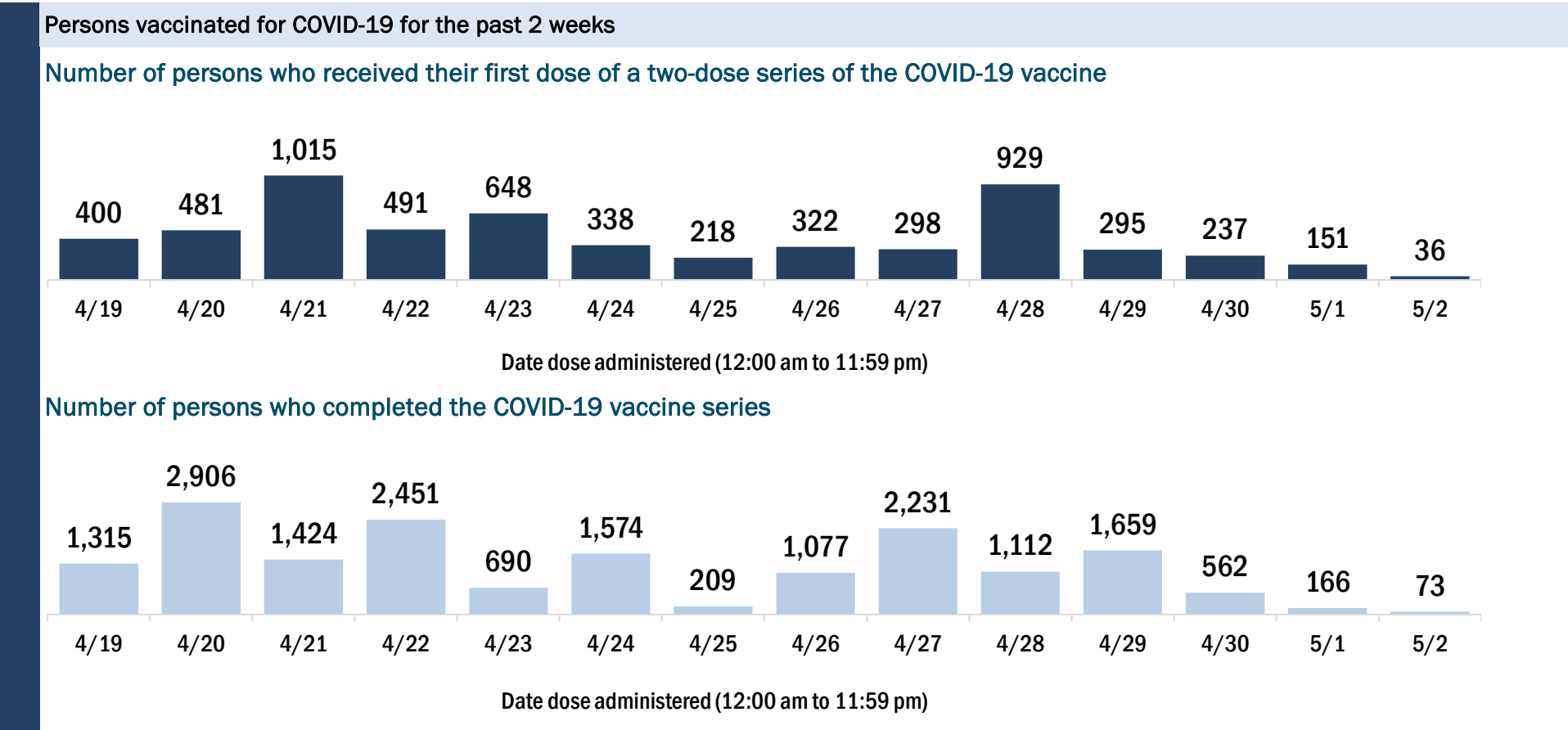
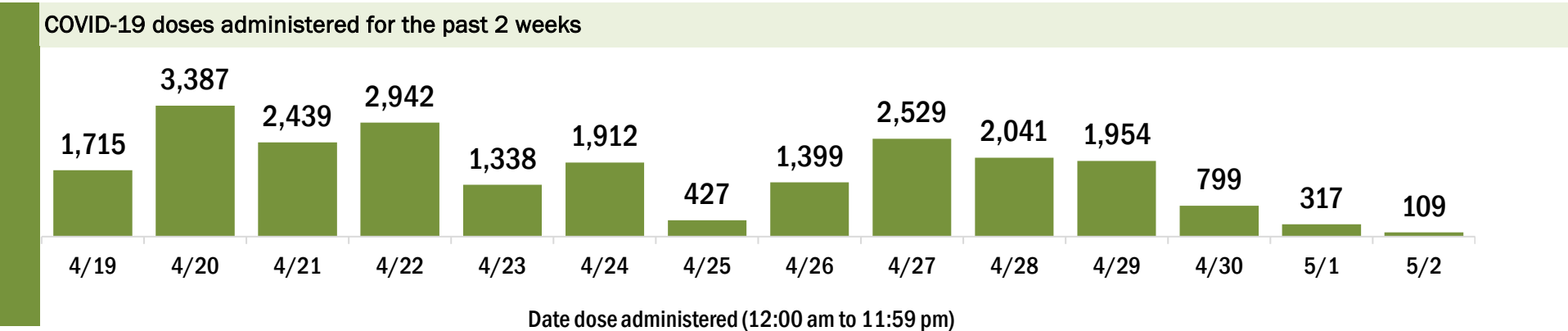
Data in this report are provisional and subject to change.

Data in this summary pertain to COVID-19 vaccines approved by the U.S. Food and Drug Administration and have been issued an Emergency Use Authorization (Janssen COVID-19 Vaccine, Moderna COVID-19 Vaccine and Pfizer-BioNTech COVID-19 Vaccine). These data summarize the number of people who have received either their first dose or have completed the series for a COVID-19 vaccine. **A person can only be counted in one category, first dose or series complete.** For persons receiving Moderna or Pfizer vaccines, once they receive their second dose, they are moved from the first dose column to the series completed column. **Because of this, the total first dose category may show a change from report to report not matching the total receiving their first dose from the previous day.** Persons receiving Johnson & Johnson vaccines will always be counted in the series completed column.

COVID-19 doses for vaccinated persons in Florida	
Doses administered	222,194
People receiving one dose of a 1-dose series (Johnson & Johnson) or receiving only one dose of a 2-dose series (Moderna, Pfizer) count once. Persons receiving both doses of a 2-dose series count twice.	

Current status of persons vaccinated for COVID-19 in Florida	
Total people vaccinated	125,558
First dose	23,515
Series completed	102,043
Completed 1-dose series	5,407
Completed 2-dose series	96,636
First dose: current number of people who have only received their first dose of the Moderna or Pfizer vaccine.	
Series complete: current number of people who have received both Moderna or Pfizer vaccine doses or one Johnson & Johnson dose and are considered fully immunized.	

Demographic summary	First dose	Series complete	Total people vaccinated
Age group	23,515	102,043	125,558
16-24 years	4,229	3,662	7,891
25-34 years	3,175	4,879	8,054
35-44 years	4,503	11,636	16,139
45-54 years	4,036	15,129	19,165
55-64 years	3,526	21,382	24,908
65-74 years	2,328	27,955	30,283
75-84 years	1,204	13,562	14,766
85+ years	514	3,838	4,352
Race	23,515	102,043	125,558
White	15,049	76,950	91,999
Black	952	2,953	3,905
American Indian/Alaskan	78	284	362
Other	2,791	9,577	12,368
Unknown	4,645	12,279	16,924
Other race includes Asian, native Hawaiian/Pacific Islander, or other.			
Ethnicity	23,515	102,043	125,558
Hispanic	1,598	4,005	5,603
Non-Hispanic	13,144	68,263	81,407
Unknown	8,773	29,775	38,548
Gender	23,515	102,043	125,558
Female	12,233	56,649	68,882
Male	11,253	45,376	56,629
Unknown	29	18	47



# COVID-19: St. Lucie County vaccine summary

Vaccination data through May 2, 2021 as of May 3, 2021 at 12:05 AM

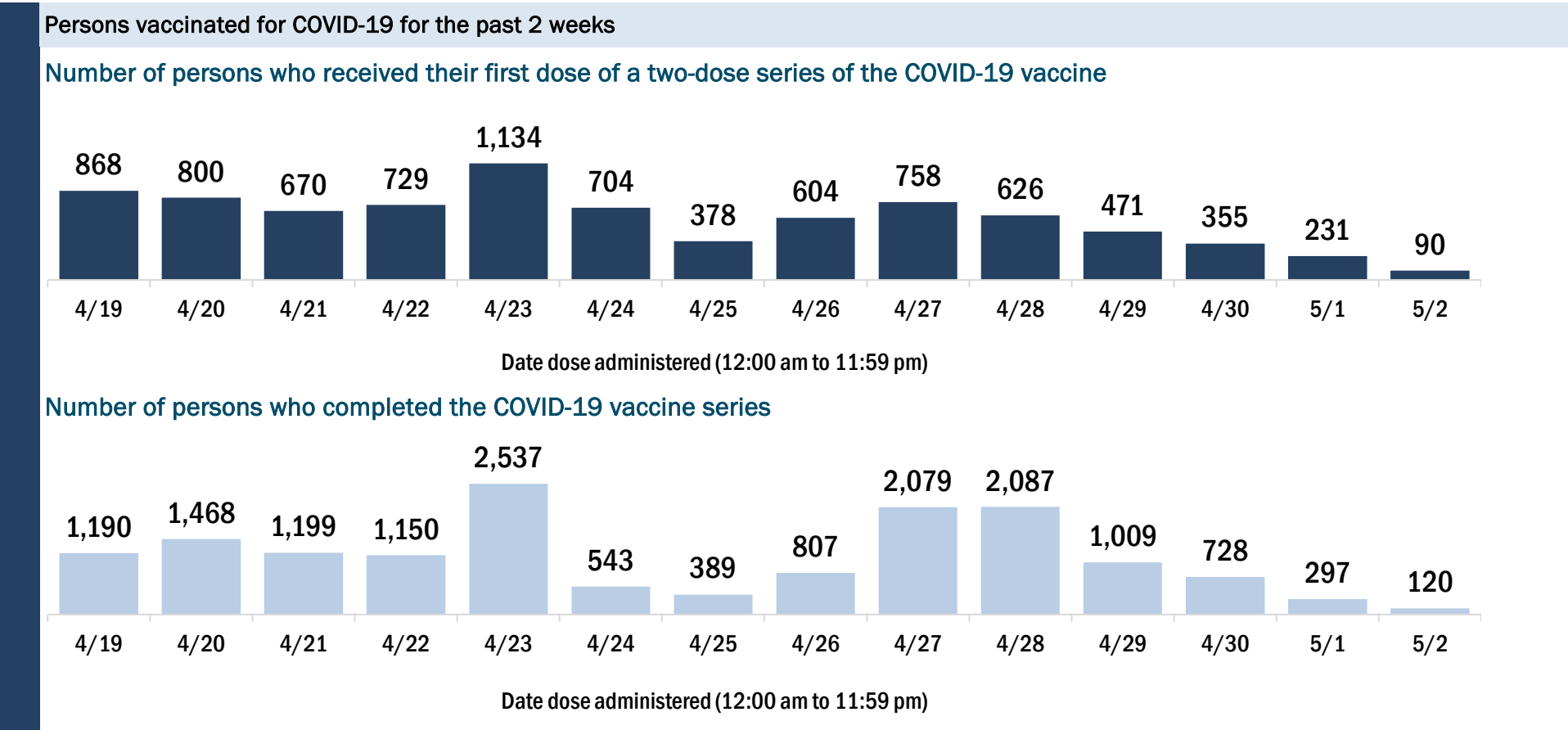
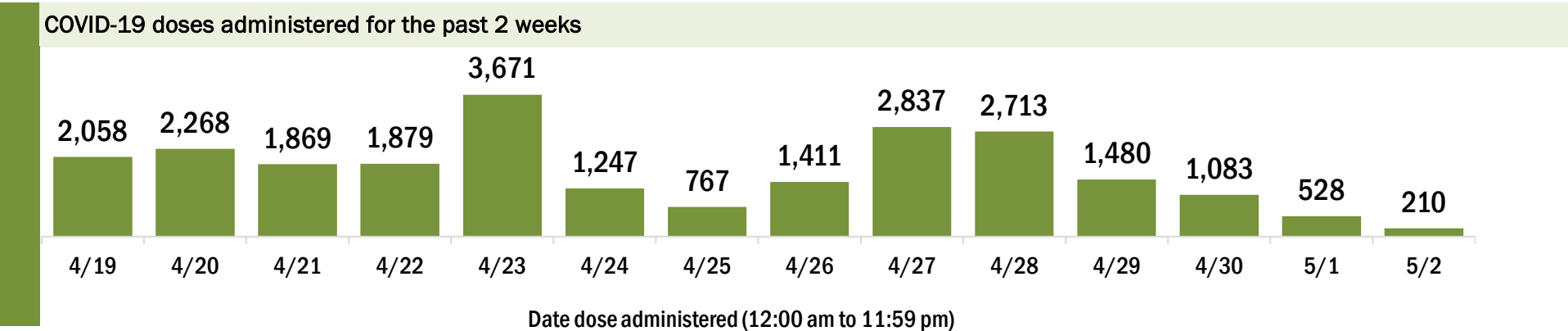
Data in this report are provisional and subject to change.

Data in this summary pertain to COVID-19 vaccines approved by the U.S. Food and Drug Administration and have been issued an Emergency Use Authorization (Janssen COVID-19 Vaccine, Moderna COVID-19 Vaccine and Pfizer-BioNTech COVID-19 Vaccine). These data summarize the number of people who have received either their first dose or have completed the series for a COVID-19 vaccine. **A person can only be counted in one category, first dose or series complete.** For persons receiving Moderna or Pfizer vaccines, once they receive their second dose, they are moved from the first dose column to the series completed column. **Because of this, the total first dose category may show a change from report to report not matching the total receiving their first dose from the previous day.** Persons receiving Johnson & Johnson vaccines will always be counted in the series completed column.

COVID-19 doses for vaccinated persons in Florida	
Doses administered	200,948
People receiving one dose of a 1-dose series (Johnson & Johnson) or receiving only one dose of a 2-dose series (Moderna, Pfizer) count once. Persons receiving both doses of a 2-dose series count twice.	

Current status of persons vaccinated for COVID-19 in Florida	
Total people vaccinated	120,904
First dose	37,188
Series completed	83,716
Completed 1-dose series	3,672
Completed 2-dose series	80,044
First dose: current number of people who have only received their first dose of the Moderna or Pfizer vaccine.	
Series complete: current number of people who have received both Moderna or Pfizer vaccine doses or one Johnson & Johnson dose and are considered fully immunized.	

Demographic summary	First dose	Series complete	Total people vaccinated
Age group	37,188	83,716	120,904
16-24 years	3,406	1,565	4,971
25-34 years	3,663	2,815	6,478
35-44 years	4,702	4,814	9,516
45-54 years	5,842	8,691	14,533
55-64 years	7,944	17,135	25,079
65-74 years	6,594	27,956	34,550
75-84 years	3,739	15,931	19,670
85+ years	1,298	4,809	6,107
Race	37,188	83,716	120,904
White	22,649	54,923	77,572
Black	3,977	7,779	11,756
American Indian/Alaskan	192	381	573
Other	3,928	7,545	11,473
Unknown	6,442	13,088	19,530
Other race includes Asian, native Hawaiian/Pacific Islander, or other.			
Ethnicity	37,188	83,716	120,904
Hispanic	5,861	7,474	13,335
Non-Hispanic	17,551	47,517	65,068
Unknown	13,776	28,725	42,501
Gender	37,188	83,716	120,904
Female	19,683	47,687	67,370
Male	17,411	35,956	53,367
Unknown	94	73	167





# COVID-19: Sumter County vaccine summary

Vaccination data through May 2, 2021 as of May 3, 2021 at 12:05 AM

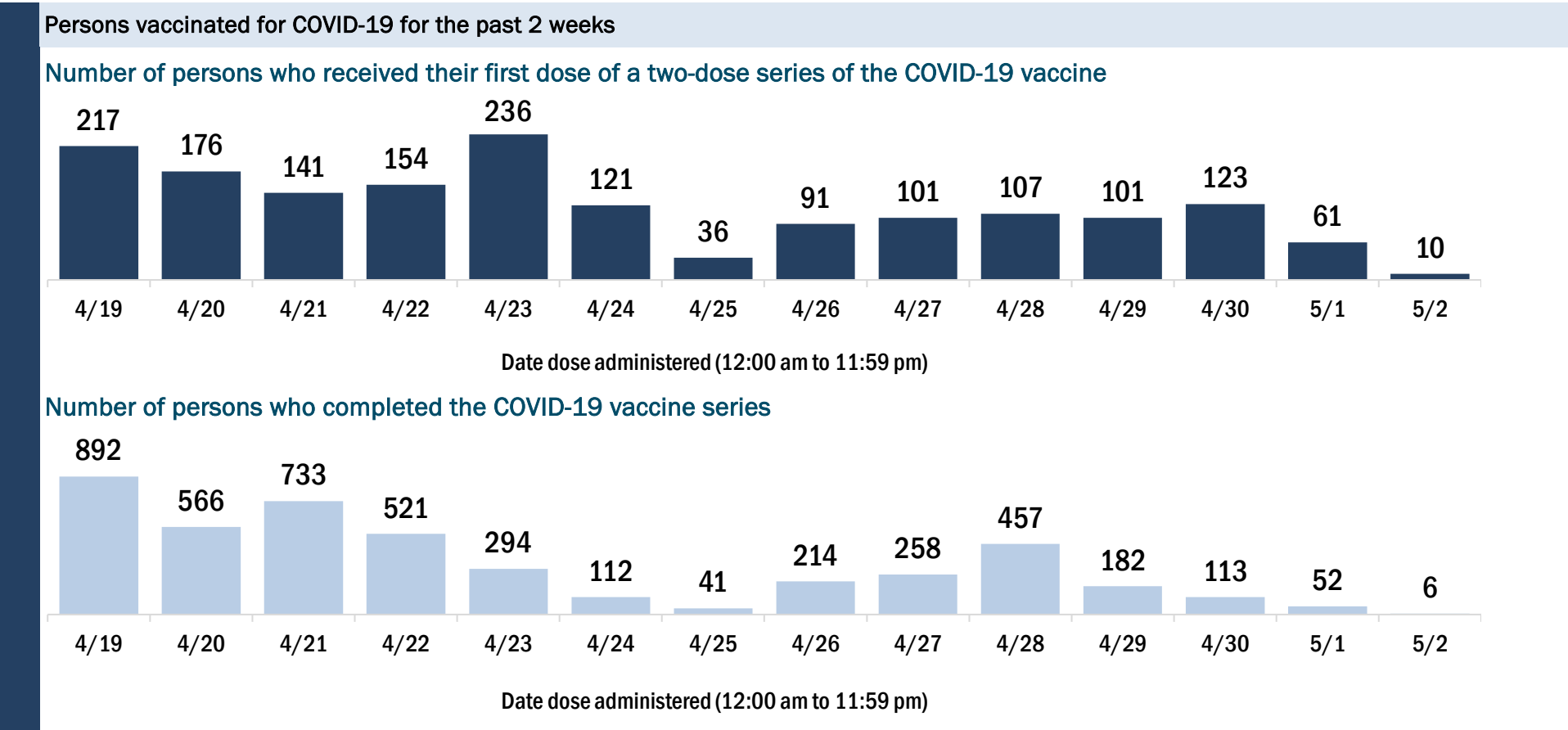
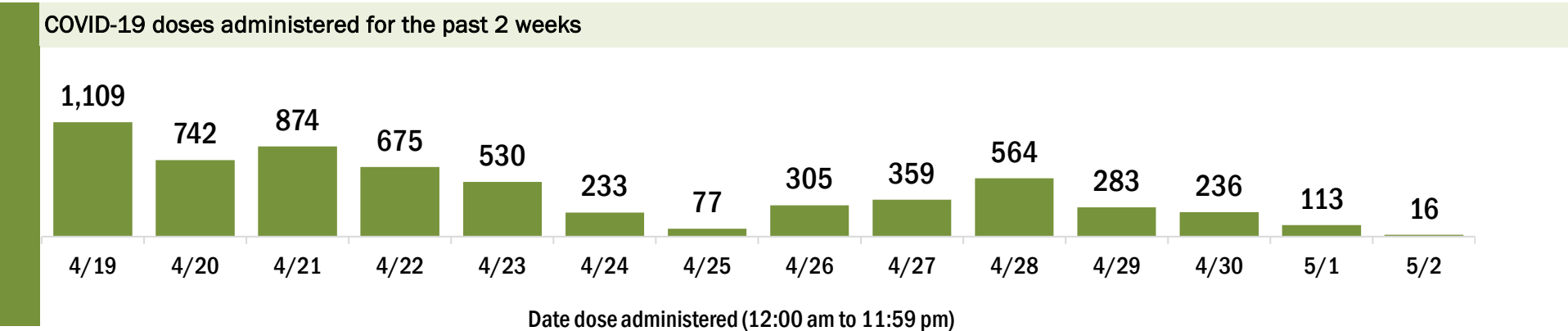
Data in this report are provisional and subject to change.

Data in this summary pertain to COVID-19 vaccines approved by the U.S. Food and Drug Administration and have been issued an Emergency Use Authorization (Janssen COVID-19 Vaccine, Moderna COVID-19 Vaccine and Pfizer-BioNTech COVID-19 Vaccine). These data summarize the number of people who have received either their first dose or have completed the series for a COVID-19 vaccine. **A person can only be counted in one category, first dose or series complete.** For persons receiving Moderna or Pfizer vaccines, once they receive their second dose, they are moved from the first dose column to the series completed column. **Because of this, the total first dose category may show a change from report to report not matching the total receiving their first dose from the previous day.** Persons receiving Johnson & Johnson vaccines will always be counted in the series completed column.

COVID-19 doses for vaccinated persons in Florida	
Doses administered	150,138
People receiving one dose of a 1-dose series (Johnson & Johnson) or receiving only one dose of a 2-dose series (Moderna, Pfizer) count once. Persons receiving both doses of a 2-dose series count twice.	

Current status of persons vaccinated for COVID-19 in Florida	
Total people vaccinated	83,464
First dose	12,725
Series completed	70,739
Completed 1-dose series	4,065
Completed 2-dose series	66,674
First dose: current number of people who have only received their first dose of the Moderna or Pfizer vaccine.	
Series complete: current number of people who have received both Moderna or Pfizer vaccine doses or one Johnson & Johnson dose and are considered fully immunized.	

Demographic summary	First dose	Series complete	Total people vaccinated
Age group	12,725	70,739	83,464
16-24 years	348	171	519
25-34 years	611	335	946
35-44 years	831	559	1,390
45-54 years	1,212	1,408	2,620
55-64 years	2,744	8,049	10,793
65-74 years	3,677	33,574	37,251
75-84 years	2,657	22,813	25,470
85+ years	645	3,830	4,475
Race	12,725	70,739	83,464
White	9,448	59,741	69,189
Black	555	817	1,372
American Indian/Alaskan	32	152	184
Other	958	2,637	3,595
Unknown	1,732	7,392	9,124
Other race includes Asian, native Hawaiian/Pacific Islander, or other.			
Ethnicity	12,725	70,739	83,464
Hispanic	557	1,151	1,708
Non-Hispanic	8,096	47,460	55,556
Unknown	4,072	22,128	26,200
Gender	12,725	70,739	83,464
Female	6,569	39,511	46,080
Male	6,096	31,210	37,306
Unknown	60	18	78



# COVID-19: Suwannee County vaccine summary

Vaccination data through May 2, 2021 as of May 3, 2021 at 12:05 AM

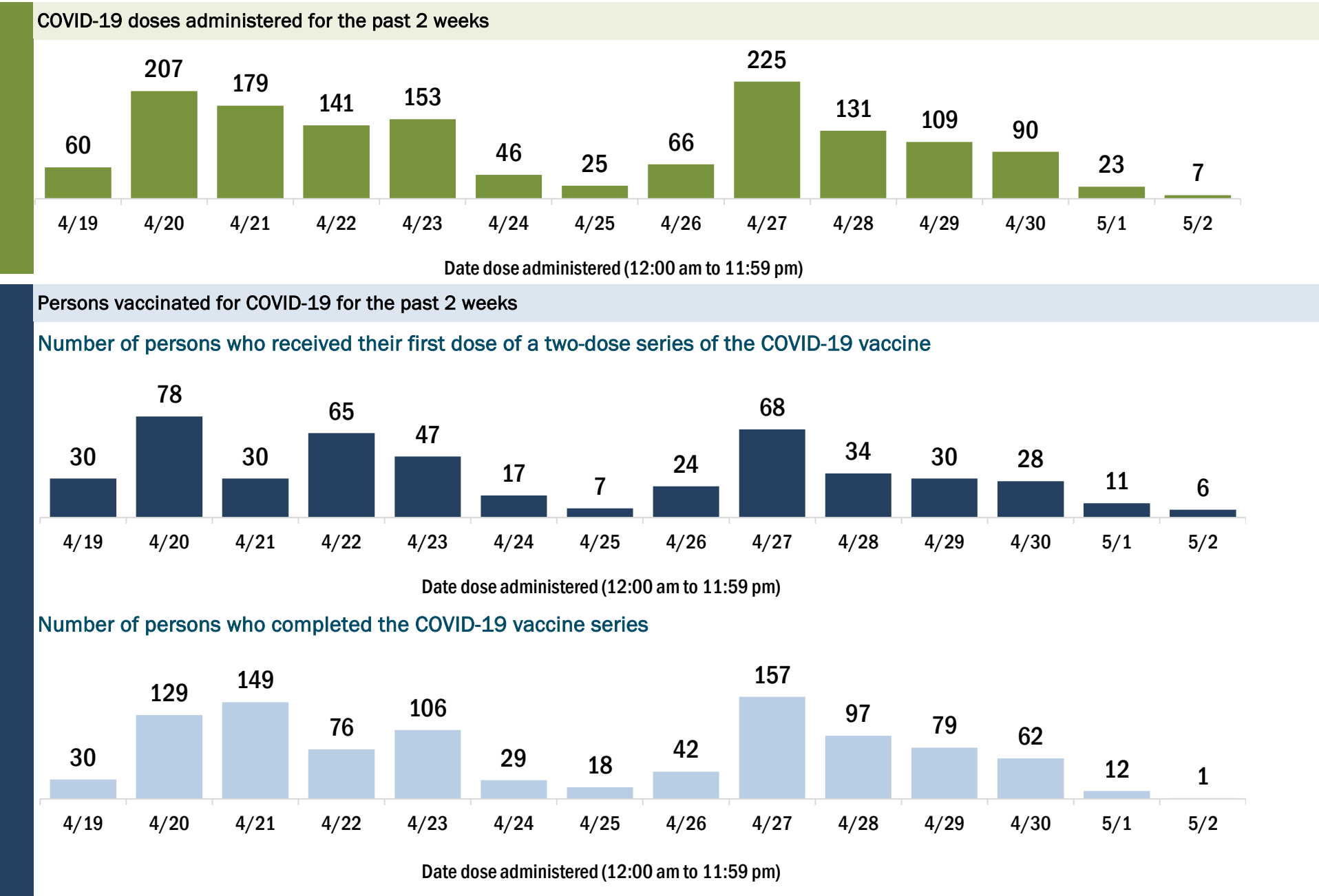
Data in this report are provisional and subject to change.

Data in this summary pertain to COVID-19 vaccines approved by the U.S. Food and Drug Administration and have been issued an Emergency Use Authorization (Janssen COVID-19 Vaccine, Moderna COVID-19 Vaccine and Pfizer-BioNTech COVID-19 Vaccine). These data summarize the number of people who have received either their first dose or have completed the series for a COVID-19 vaccine. **A person can only be counted in one category, first dose or series complete.** For persons receiving Moderna or Pfizer vaccines, once they receive their second dose, they are moved from the first dose column to the series completed column. **Because of this, the total first dose category may show a change from report to report not matching the total receiving their first dose from the previous day.** Persons receiving Johnson & Johnson vaccines will always be counted in the series completed column.

COVID-19 doses for vaccinated persons in Florida	
Doses administered	17,381
People receiving one dose of a 1-dose series (Johnson & Johnson) or receiving only one dose of a 2-dose series (Moderna, Pfizer) count once. Persons receiving both doses of a 2-dose series count twice.	

Current status of persons vaccinated for COVID-19 in Florida	
Total people vaccinated	10,062
First dose	2,127
Series completed	7,935
Completed 1-dose series	616
Completed 2-dose series	7,319
<b>First dose:</b> current number of people who have only received their first dose of the Moderna or Pfizer vaccine.	
<b>Series complete:</b> current number of people who have received both Moderna or Pfizer vaccine doses or one Johnson & Johnson dose and are considered fully immunized.	

Demographic summary	First dose	Series complete	Total people vaccinated
Age group	2,127	7,935	10,062
16-24 years	192	123	315
25-34 years	253	193	446
35-44 years	302	354	656
45-54 years	342	650	992
55-64 years	541	1,662	2,203
65-74 years	262	2,721	2,983
75-84 years	169	1,675	1,844
85+ years	66	557	623
Race	2,127	7,935	10,062
White	1,304	5,532	6,836
Black	352	624	976
American Indian/Alaskan	6	10	16
Other	203	533	736
Unknown	262	1,236	1,498
Other race includes Asian, native Hawaiian/Pacific Islander, or other.			
Ethnicity	2,127	7,935	10,062
Hispanic	182	303	485
Non-Hispanic	1,239	4,283	5,522
Unknown	706	3,349	4,055
Gender	2,127	7,935	10,062
Female	949	4,581	5,530
Male	1,178	3,354	4,532
Unknown	0	0	0



# COVID-19: Taylor County vaccine summary

Vaccination data through May 2, 2021 as of May 3, 2021 at 12:05 AM

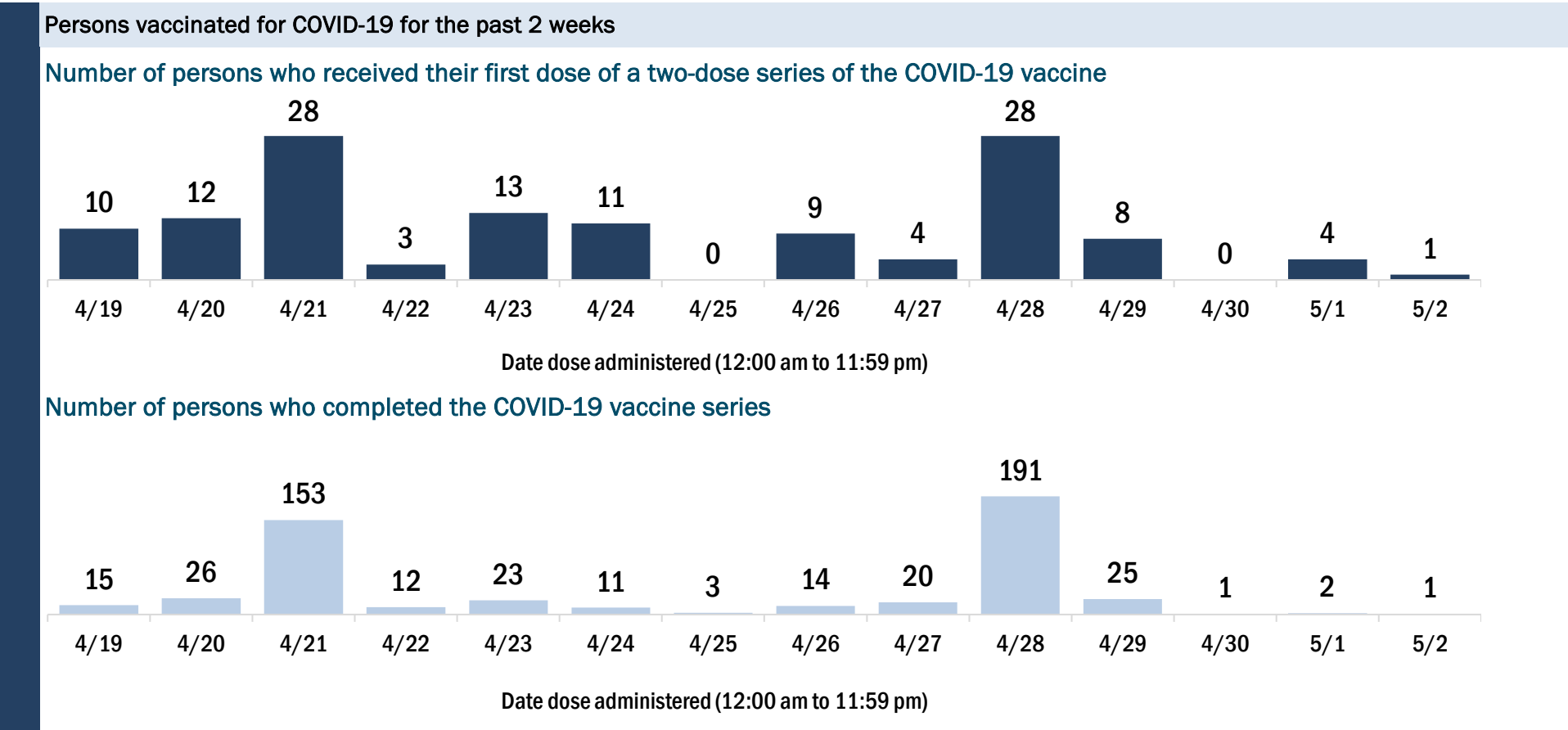
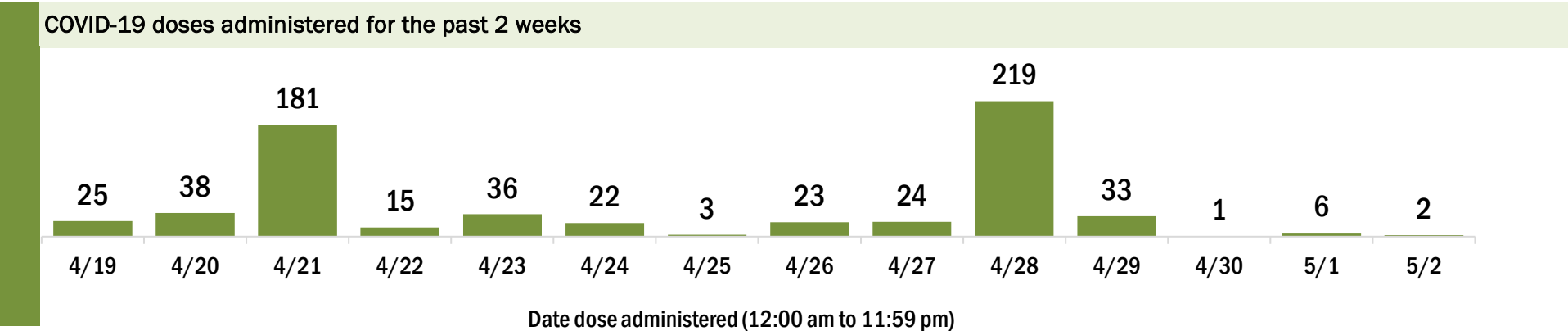
Data in this report are provisional and subject to change.

Data in this summary pertain to COVID-19 vaccines approved by the U.S. Food and Drug Administration and have been issued an Emergency Use Authorization (Janssen COVID-19 Vaccine, Moderna COVID-19 Vaccine and Pfizer-BioNTech COVID-19 Vaccine). These data summarize the number of people who have received either their first dose or have completed the series for a COVID-19 vaccine. **A person can only be counted in one category, first dose or series complete.** For persons receiving Moderna or Pfizer vaccines, once they receive their second dose, they are moved from the first dose column to the series completed column. **Because of this, the total first dose category may show a change from report to report not matching the total receiving their first dose from the previous day.** Persons receiving Johnson & Johnson vaccines will always be counted in the series completed column.

COVID-19 doses for vaccinated persons in Florida	
Doses administered	9,144
People receiving one dose of a 1-dose series (Johnson & Johnson) or receiving only one dose of a 2-dose series (Moderna, Pfizer) count once. Persons receiving both doses of a 2-dose series count twice.	

Current status of persons vaccinated for COVID-19 in Florida	
Total people vaccinated	5,609
First dose	1,793
Series completed	3,816
Completed 1-dose series	281
Completed 2-dose series	3,535
First dose: current number of people who have only received their first dose of the Moderna or Pfizer vaccine.	
Series complete: current number of people who have received both Moderna or Pfizer vaccine doses or one Johnson & Johnson dose and are considered fully immunized.	

Demographic summary	First dose	Series complete	Total people vaccinated
Age group	1,793	3,816	5,609
16-24 years	59	51	110
25-34 years	151	103	254
35-44 years	242	154	396
45-54 years	278	320	598
55-64 years	444	848	1,292
65-74 years	392	1,355	1,747
75-84 years	174	771	945
85+ years	53	214	267
Race	1,793	3,816	5,609
White	1,184	2,849	4,033
Black	348	460	808
American Indian/Alaskan	11	34	45
Other	110	237	347
Unknown	140	236	376
Other race includes Asian, native Hawaiian/Pacific Islander, or other.			
Ethnicity	1,793	3,816	5,609
Hispanic	42	60	102
Non-Hispanic	925	2,517	3,442
Unknown	826	1,239	2,065
Gender	1,793	3,816	5,609
Female	752	2,107	2,859
Male	1,039	1,709	2,748
Unknown	2	0	2



# COVID-19: Union County vaccine summary

Vaccination data through May 2, 2021 as of May 3, 2021 at 12:05 AM

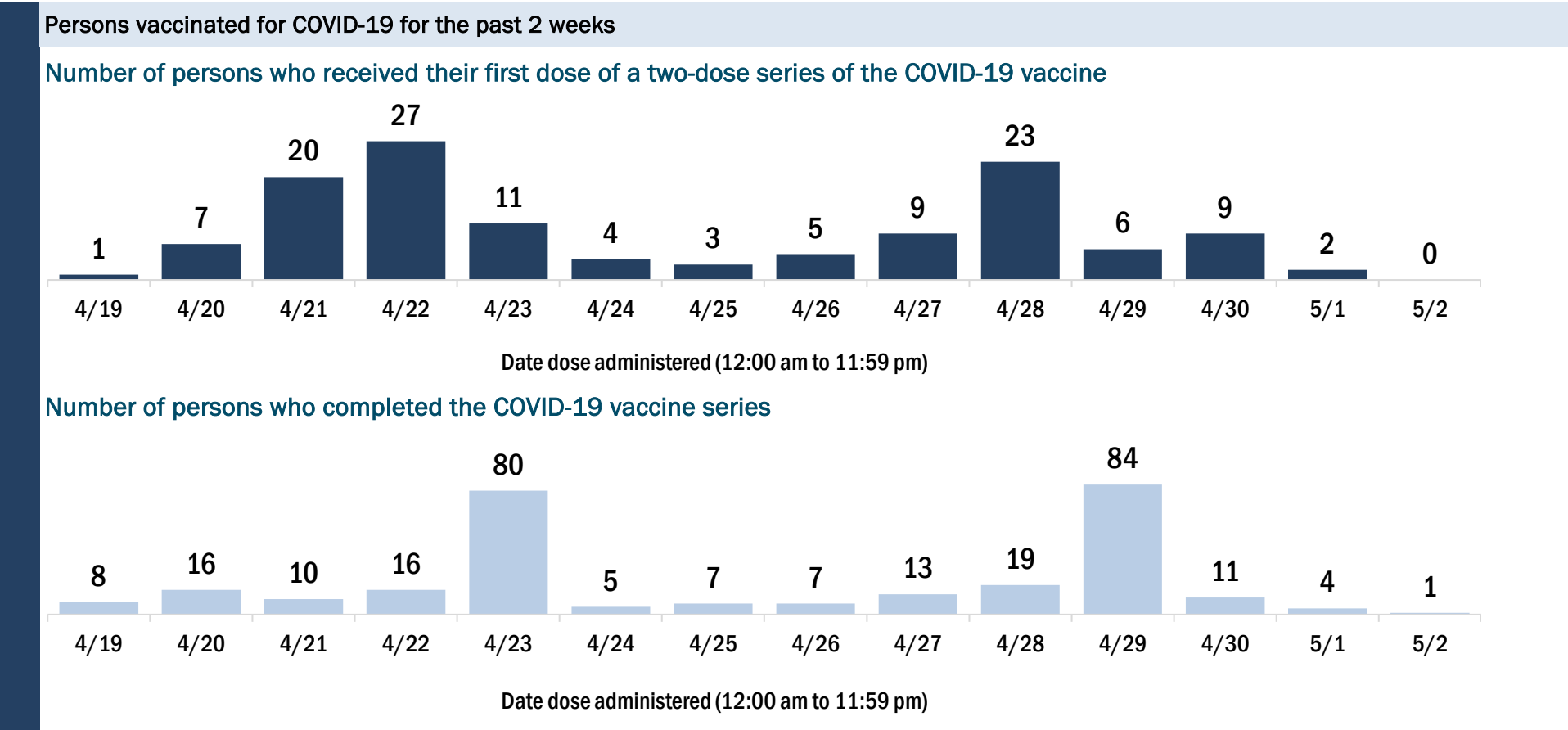
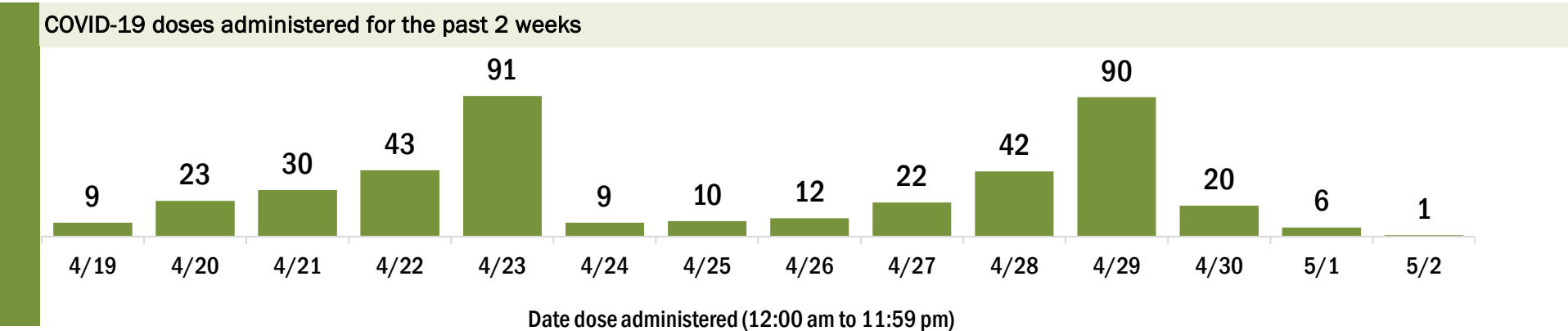
Data in this report are provisional and subject to change.

Data in this summary pertain to COVID-19 vaccines approved by the U.S. Food and Drug Administration and have been issued an Emergency Use Authorization (Janssen COVID-19 Vaccine, Moderna COVID-19 Vaccine and Pfizer-BioNTech COVID-19 Vaccine). These data summarize the number of people who have received either their first dose or have completed the series for a COVID-19 vaccine. **A person can only be counted in one category, first dose or series complete.** For persons receiving Moderna or Pfizer vaccines, once they receive their second dose, they are moved from the first dose column to the series completed column. **Because of this, the total first dose category may show a change from report to report not matching the total receiving their first dose from the previous day.** Persons receiving Johnson & Johnson vaccines will always be counted in the series completed column.

COVID-19 doses for vaccinated persons in Florida	
Doses administered	6,421
People receiving one dose of a 1-dose series (Johnson & Johnson) or receiving only one dose of a 2-dose series (Moderna, Pfizer) count once. Persons receiving both doses of a 2-dose series count twice.	

Current status of persons vaccinated for COVID-19 in Florida	
Total people vaccinated	4,619
First dose	2,702
Series completed	1,917
Completed 1-dose series	115
Completed 2-dose series	1,802
<b>First dose:</b> current number of people who have only received their first dose of the Moderna or Pfizer vaccine.	
<b>Series complete:</b> current number of people who have received both Moderna or Pfizer vaccine doses or one Johnson & Johnson dose and are considered fully immunized.	

Demographic summary	First dose	Series complete	Total people vaccinated
Age group	2,702	1,917	4,619
16-24 years	74	39	113
25-34 years	159	86	245
35-44 years	309	93	402
45-54 years	438	177	615
55-64 years	949	417	1,366
65-74 years	624	631	1,255
75-84 years	133	369	502
85+ years	16	105	121
Race	2,702	1,917	4,619
White	1,740	1,551	3,291
Black	809	182	991
American Indian/Alaskan	6	17	23
Other	105	124	229
Unknown	42	43	85
Other race includes Asian, native Hawaiian/Pacific Islander, or other.			
Ethnicity	2,702	1,917	4,619
Hispanic	108	43	151
Non-Hispanic	2,409	1,748	4,157
Unknown	185	126	311
Gender	2,702	1,917	4,619
Female	240	1,111	1,351
Male	2,457	806	3,263
Unknown	5	0	5





# COVID-19: Volusia County vaccine summary

Vaccination data through May 2, 2021 as of May 3, 2021 at 12:05 AM

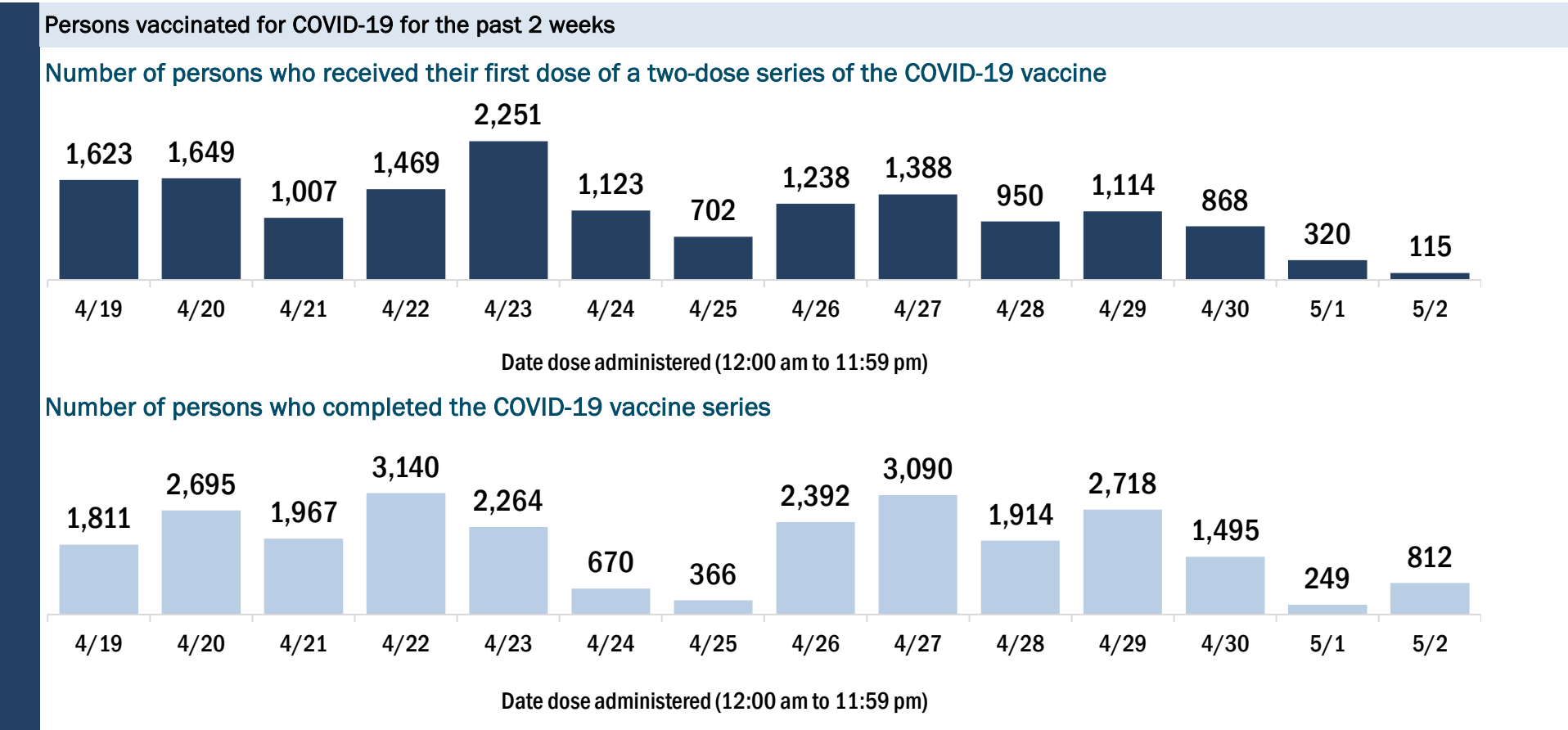
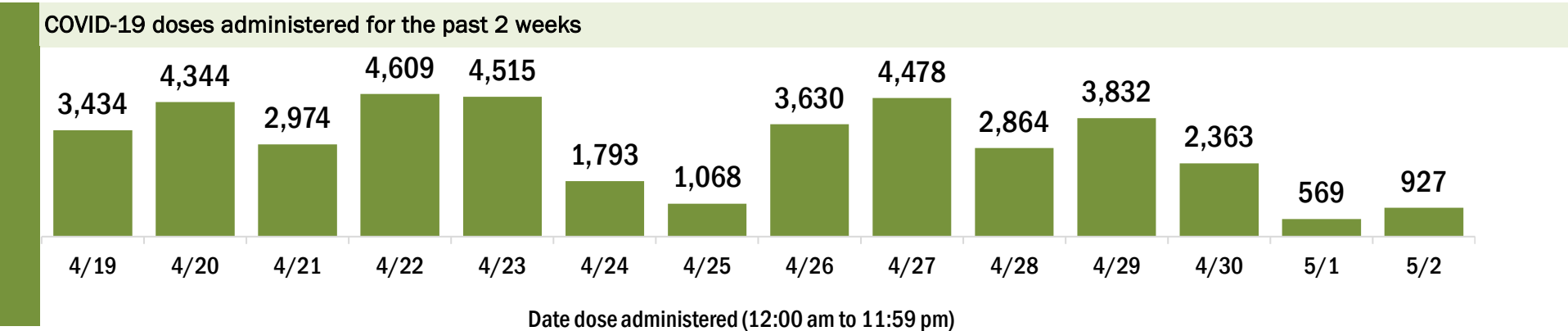
Data in this report are provisional and subject to change.

Data in this summary pertain to COVID-19 vaccines approved by the U.S. Food and Drug Administration and have been issued an Emergency Use Authorization (Janssen COVID-19 Vaccine, Moderna COVID-19 Vaccine and Pfizer-BioNTech COVID-19 Vaccine). These data summarize the number of people who have received either their first dose or have completed the series for a COVID-19 vaccine. **A person can only be counted in one category, first dose or series complete.** For persons receiving Moderna or Pfizer vaccines, once they receive their second dose, they are moved from the first dose column to the series completed column. **Because of this, the total first dose category may show a change from report to report not matching the total receiving their first dose from the previous day.** Persons receiving Johnson & Johnson vaccines will always be counted in the series completed column.

COVID-19 doses for vaccinated persons in Florida	
Doses administered	350,210
People receiving one dose of a 1-dose series (Johnson & Johnson) or receiving only one dose of a 2-dose series (Moderna, Pfizer) count once. Persons receiving both doses of a 2-dose series count twice.	

Current status of persons vaccinated for COVID-19 in Florida	
Total people vaccinated	214,264
First dose	60,545
Series completed	153,719
Completed 1-dose series	17,773
Completed 2-dose series	135,946
First dose: current number of people who have only received their first dose of the Moderna or Pfizer vaccine.	
Series complete: current number of people who have received both Moderna or Pfizer vaccine doses or one Johnson & Johnson dose and are considered fully immunized.	

Demographic summary	First dose	Series complete	Total people vaccinated
Age group	60,545	153,719	214,264
16-24 years	6,875	3,447	10,322
25-34 years	6,627	5,556	12,183
35-44 years	7,642	8,218	15,860
45-54 years	9,371	14,815	24,186
55-64 years	13,388	31,764	45,152
65-74 years	10,058	51,160	61,218
75-84 years	4,819	28,779	33,598
85+ years	1,765	9,980	11,745
Race	60,545	153,719	214,264
White	38,586	102,356	140,942
Black	3,757	6,874	10,631
American Indian/Alaskan	209	504	713
Other	6,701	16,967	23,668
Unknown	11,292	27,018	38,310
Other race includes Asian, native Hawaiian/Pacific Islander, or other.			
Ethnicity	60,545	153,719	214,264
Hispanic	7,196	8,452	15,648
Non-Hispanic	31,455	80,329	111,784
Unknown	21,894	64,938	86,832
Gender	60,545	153,719	214,264
Female	30,763	87,480	118,243
Male	28,547	63,837	92,384
Unknown	1,235	2,402	3,637



# COVID-19: Wakulla County vaccine summary

Vaccination data through May 2, 2021 as of May 3, 2021 at 12:05 AM

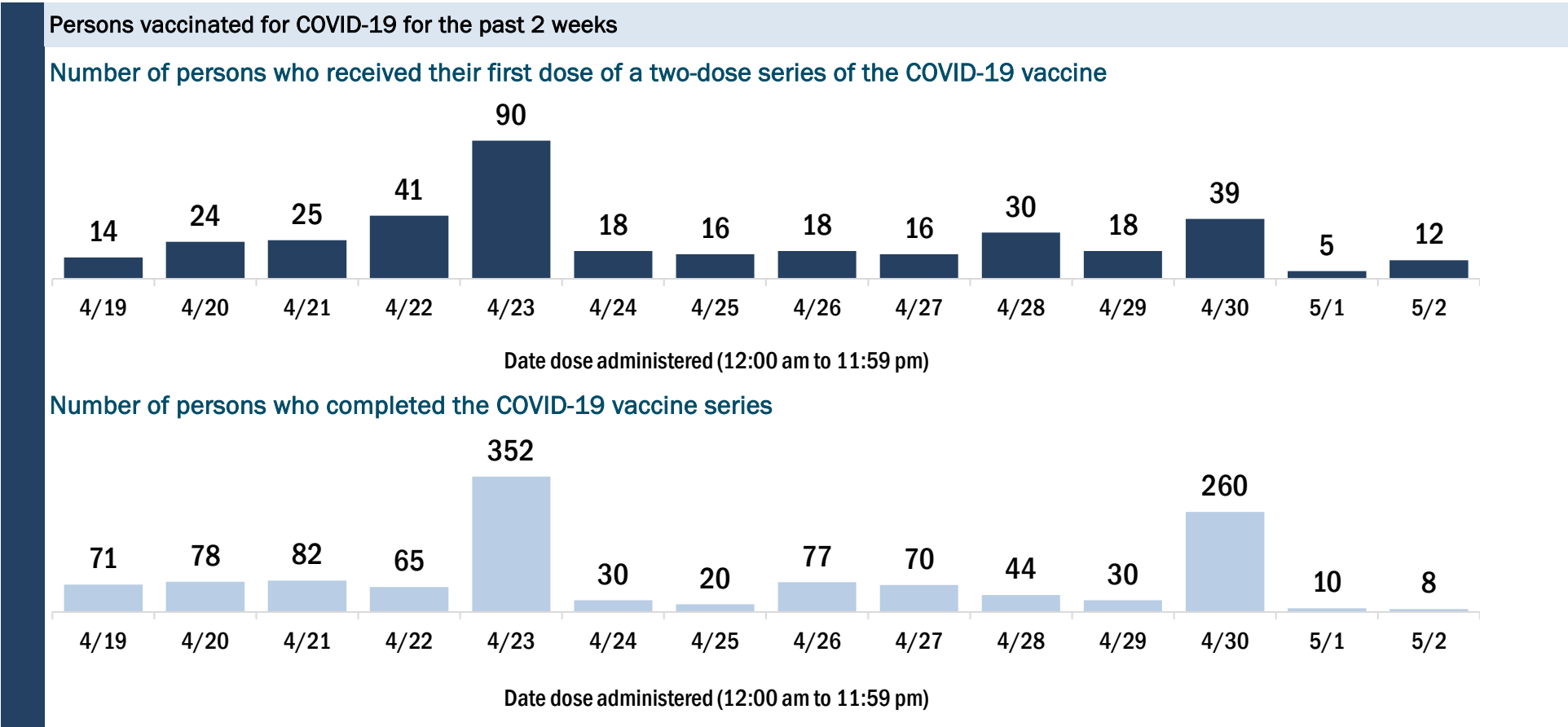
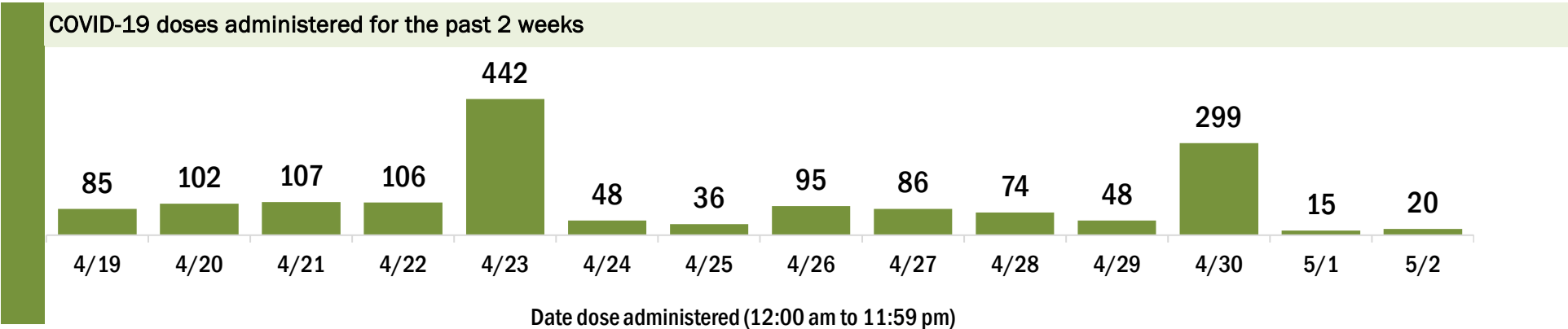
Data in this report are provisional and subject to change.

Data in this summary pertain to COVID-19 vaccines approved by the U.S. Food and Drug Administration and have been issued an Emergency Use Authorization (Janssen COVID-19 Vaccine, Moderna COVID-19 Vaccine and Pfizer-BioNTech COVID-19 Vaccine). These data summarize the number of people who have received either their first dose or have completed the series for a COVID-19 vaccine. **A person can only be counted in one category, first dose or series complete.** For persons receiving Moderna or Pfizer vaccines, once they receive their second dose, they are moved from the first dose column to the series completed column. **Because of this, the total first dose category may show a change from report to report not matching the total receiving their first dose from the previous day.** Persons receiving Johnson & Johnson vaccines will always be counted in the series completed column.

COVID-19 doses for vaccinated persons in Florida	
Doses administered	18,001
People receiving one dose of a 1-dose series (Johnson & Johnson) or receiving only one dose of a 2-dose series (Moderna, Pfizer) count once. Persons receiving both doses of a 2-dose series count twice.	

Current status of persons vaccinated for COVID-19 in Florida	
Total people vaccinated	10,807
First dose	3,116
Series completed	7,691
Completed 1-dose series	497
Completed 2-dose series	7,194
<b>First dose:</b> current number of people who have only received their first dose of the Moderna or Pfizer vaccine.	
<b>Series complete:</b> current number of people who have received both Moderna or Pfizer vaccine doses or one Johnson & Johnson dose and are considered fully immunized.	

Demographic summary	First dose	Series complete	Total people vaccinated
Age group	3,116	7,691	10,807
16-24 years	243	162	405
25-34 years	423	336	759
35-44 years	523	592	1,115
45-54 years	591	960	1,551
55-64 years	658	1,745	2,403
65-74 years	423	2,480	2,903
75-84 years	193	1,146	1,339
85+ years	62	270	332
Race	3,116	7,691	10,807
White	2,226	5,710	7,936
Black	532	571	1,103
American Indian/Alaskan	8	36	44
Other	161	975	1,136
Unknown	189	399	588
Other race includes Asian, native Hawaiian/Pacific Islander, or other.			
Ethnicity	3,116	7,691	10,807
Hispanic	71	147	218
Non-Hispanic	1,658	6,134	7,792
Unknown	1,387	1,410	2,797
Gender	3,116	7,691	10,807
Female	1,199	4,299	5,498
Male	1,916	3,391	5,307
Unknown	1	1	2



# COVID-19: Walton County vaccine summary

Vaccination data through May 2, 2021 as of May 3, 2021 at 12:05 AM

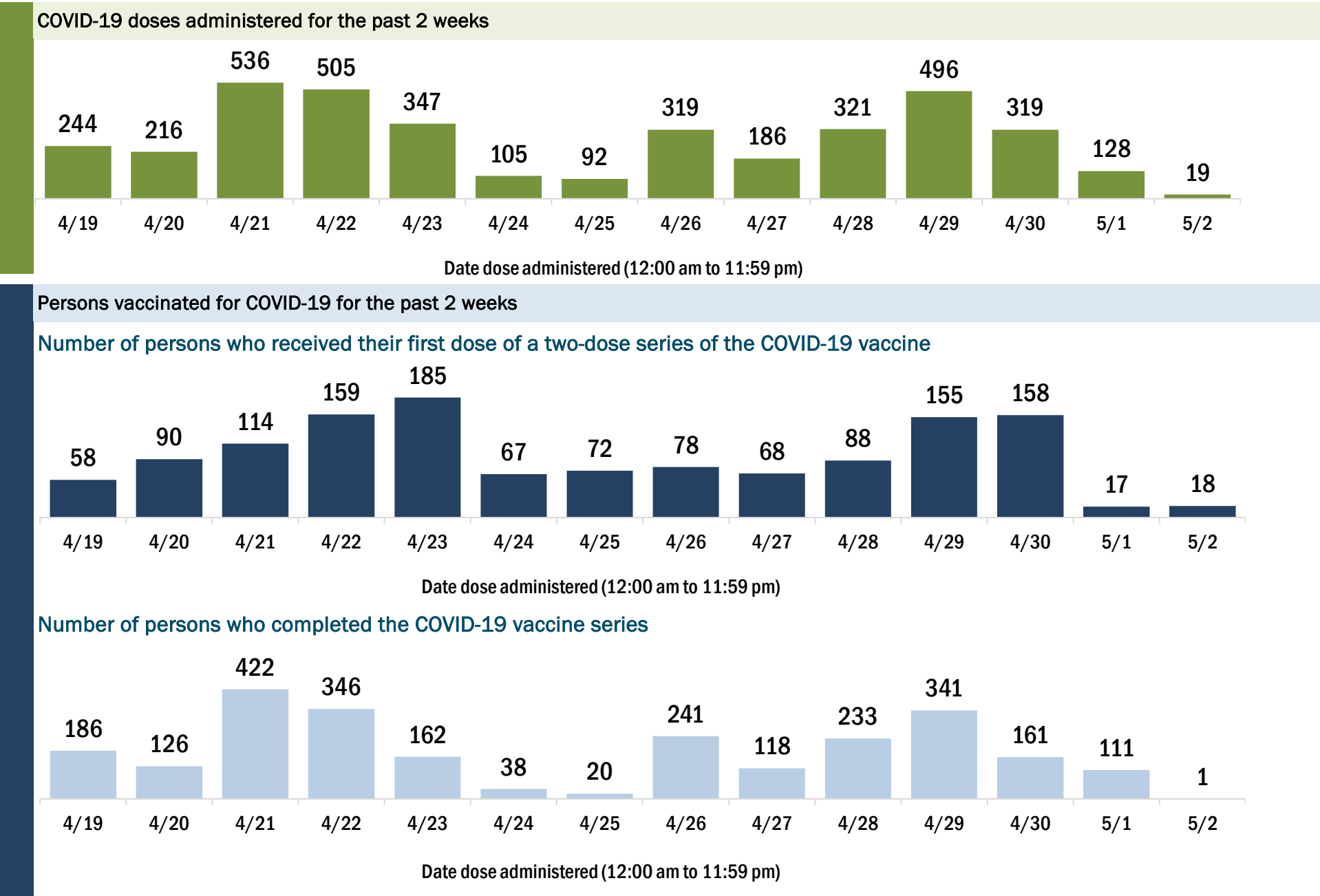
Data in this report are provisional and subject to change.

Data in this summary pertain to COVID-19 vaccines approved by the U.S. Food and Drug Administration and have been issued an Emergency Use Authorization (Janssen COVID-19 Vaccine, Moderna COVID-19 Vaccine and Pfizer-BioNTech COVID-19 Vaccine). These data summarize the number of people who have received either their first dose or have completed the series for a COVID-19 vaccine. **A person can only be counted in one category, first dose or series complete.** For persons receiving Moderna or Pfizer vaccines, once they receive their second dose, they are moved from the first dose column to the series completed column. **Because of this, the total first dose category may show a change from report to report not matching the total receiving their first dose from the previous day.** Persons receiving Johnson & Johnson vaccines will always be counted in the series completed column.

COVID-19 doses for vaccinated persons in Florida	
Doses administered	39,349
People receiving one dose of a 1-dose series (Johnson & Johnson) or receiving only one dose of a 2-dose series (Moderna, Pfizer) count once. Persons receiving both doses of a 2-dose series count twice.	

Current status of persons vaccinated for COVID-19 in Florida	
Total people vaccinated	23,603
First dose	6,762
Series completed	16,841
Completed 1-dose series	1,095
Completed 2-dose series	15,746
First dose: current number of people who have only received their first dose of the Moderna or Pfizer vaccine.	
Series complete: current number of people who have received both Moderna or Pfizer vaccine doses or one Johnson & Johnson dose and are considered fully immunized.	

Demographic summary	First dose	Series complete	Total people vaccinated
Age group	6,762	16,841	23,603
16-24 years	507	235	742
25-34 years	713	501	1,214
35-44 years	985	1,089	2,074
45-54 years	1,128	1,795	2,923
55-64 years	1,518	4,025	5,543
65-74 years	1,231	5,973	7,204
75-84 years	544	2,527	3,071
85+ years	136	696	832
Race	6,762	16,841	23,603
White	4,875	12,696	17,571
Black	324	295	619
American Indian/Alaskan	23	64	87
Other	477	771	1,248
Unknown	1,063	3,015	4,078
Other race includes Asian, native Hawaiian/Pacific Islander, or other.			
Ethnicity	6,762	16,841	23,603
Hispanic	415	394	809
Non-Hispanic	4,292	11,057	15,349
Unknown	2,055	5,390	7,445
Gender	6,762	16,841	23,603
Female	3,341	9,233	12,574
Male	3,419	7,606	11,025
Unknown	2	2	4



# COVID-19: Washington County vaccine summary

Vaccination data through May 2, 2021 as of May 3, 2021 at 12:05 AM

Data in this report are provisional and subject to change.

Data in this summary pertain to COVID-19 vaccines approved by the U.S. Food and Drug Administration and have been issued an Emergency Use Authorization (Janssen COVID-19 Vaccine, Moderna COVID-19 Vaccine and Pfizer-BioNTech COVID-19 Vaccine). These data summarize the number of people who have received either their first dose or have completed the series for a COVID-19 vaccine. **A person can only be counted in one category, first dose or series complete.** For persons receiving Moderna or Pfizer vaccines, once they receive their second dose, they are moved from the first dose column to the series completed column. **Because of this, the total first dose category may show a change from report to report not matching the total receiving their first dose from the previous day.** Persons receiving Johnson & Johnson vaccines will always be counted in the series completed column.

COVID-19 doses for vaccinated persons in Florida	
Doses administered	9,148
People receiving one dose of a 1-dose series (Johnson & Johnson) or receiving only one dose of a 2-dose series (Moderna, Pfizer) count once. Persons receiving both doses of a 2-dose series count twice.	

Current status of persons vaccinated for COVID-19 in Florida	
Total people vaccinated	5,458
First dose	1,433
Series completed	4,025
Completed 1-dose series	335
Completed 2-dose series	3,690
First dose: current number of people who have only received their first dose of the Moderna or Pfizer vaccine.	
Series complete: current number of people who have received both Moderna or Pfizer vaccine doses or one Johnson & Johnson dose and are considered fully immunized.	

Demographic summary	First dose	Series complete	Total people vaccinated
Age group	1,433	4,025	5,458
16-24 years	84	38	122
25-34 years	176	109	285
35-44 years	257	197	454
45-54 years	280	410	690
55-64 years	359	956	1,315
65-74 years	158	1,328	1,486
75-84 years	83	742	825
85+ years	36	245	281
Race	1,433	4,025	5,458
White	795	3,151	3,946
Black	172	418	590
American Indian/Alaskan	19	48	67
Other	48	190	238
Unknown	399	218	617
Other race includes Asian, native Hawaiian/Pacific Islander, or other.			
Ethnicity	1,433	4,025	5,458
Hispanic	50	72	122
Non-Hispanic	1,135	3,254	4,389
Unknown	248	699	947
Gender	1,433	4,025	5,458
Female	495	2,228	2,723
Male	937	1,797	2,734
Unknown	1	0	1

