

COVID-19: Florida vaccine summary

Vaccination data through May 1, 2021 as of May 2, 2021 at 12:05 AM

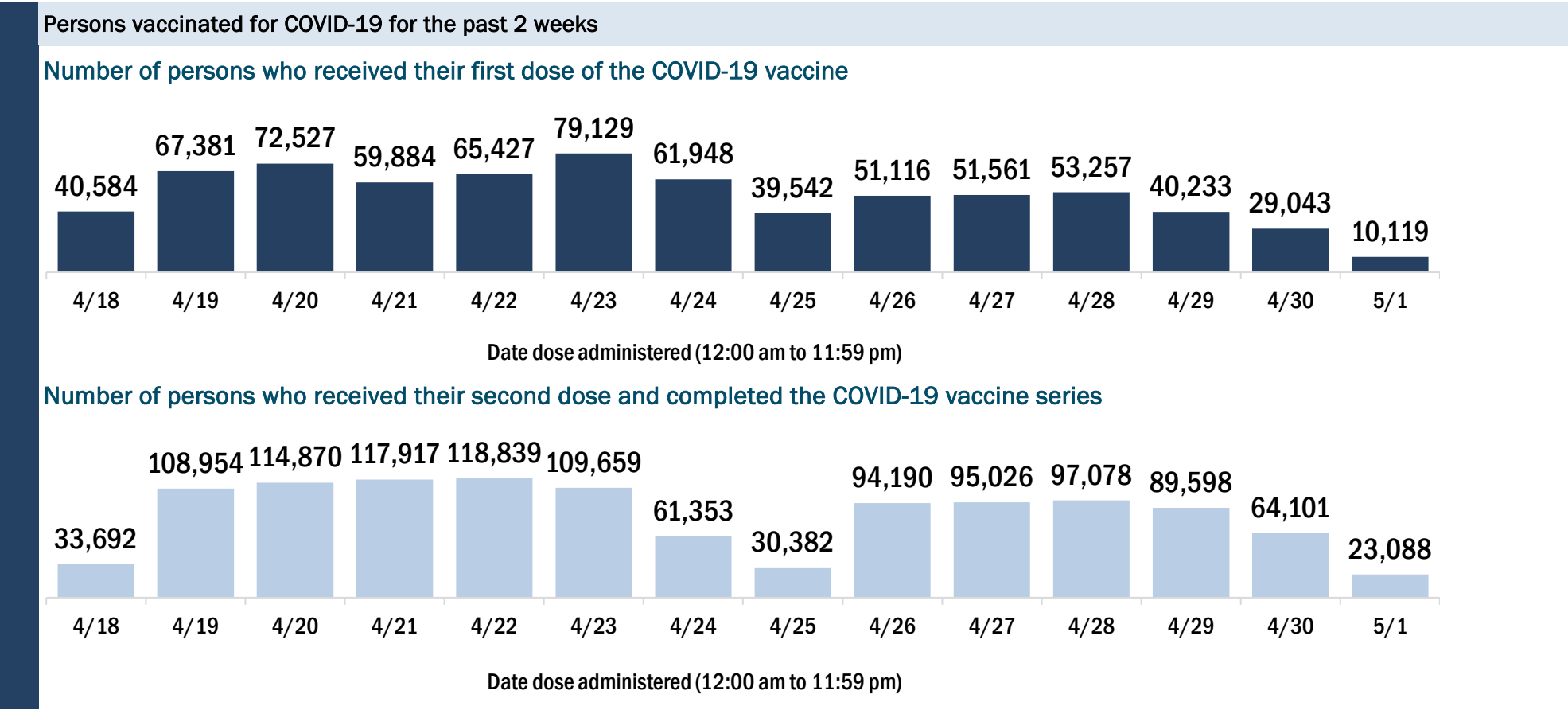
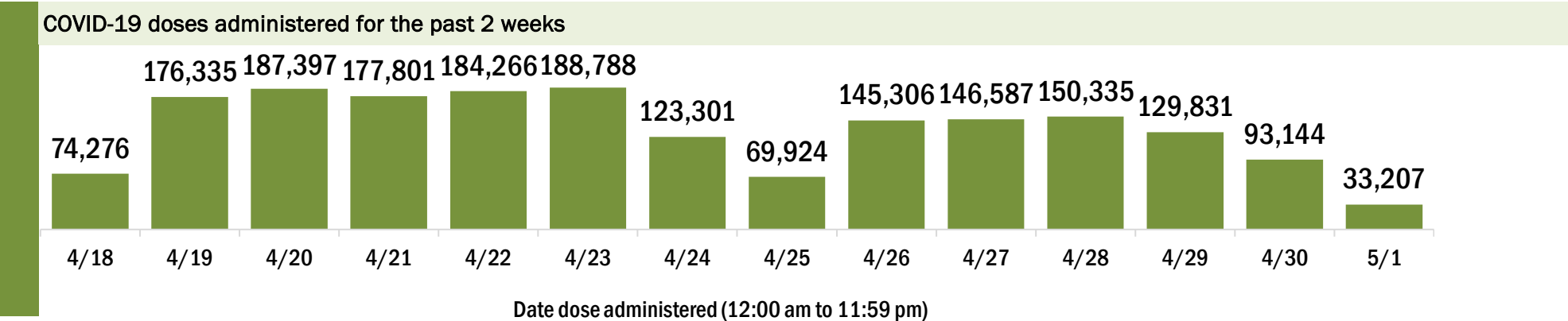
Data in this report are provisional and subject to change. Data are based on county of residence.

Data in this summary pertain to COVID-19 vaccines approved by the U.S. Food and Drug Administration and have been issued an Emergency Use Authorization (Janssen COVID-19 Vaccine, Moderna COVID-19 Vaccine and Pfizer-BioNTech COVID-19 Vaccine). These data summarize the number of people who have received either their first dose or have completed the series for a COVID-19 vaccine. **A person can only be counted in one category, first dose or series complete.** For persons receiving Moderna or Pfizer vaccines, once they receive their second dose, they are moved from the first dose column to the series completed column. **Because of this, the total first dose category may show a change from report to report not matching the total receiving their first dose from the previous day.** Persons receiving Johnson & Johnson vaccines will always be counted in the series completed column.

COVID-19 doses for vaccinated persons in Florida	
Doses administered	14,665,875
People receiving one dose of a 1-dose series (Johnson & Johnson) or receiving only one dose of a 2-dose series (Moderna, Pfizer) count once. Persons receiving both doses of a 2-dose series count twice.	

Current status of persons vaccinated for COVID-19 in Florida	
Total people vaccinated	8,893,992
First dose	2,565,696
Series completed	6,328,296
Completed 1-dose series	556,413
Completed 2-dose series	5,771,883
First dose: current number of people who have only received their first dose of the Moderna or Pfizer vaccine.	
Series complete: current number of people who have received both Moderna or Pfizer vaccine doses or one Johnson & Johnson dose and are considered fully immunized.	

Demographic summary	First dose	Series complete	Total people vaccinated
Age group	2,565,696	6,328,296	8,893,992
16-24 years	312,929	200,098	513,027
25-34 years	368,587	367,395	735,982
35-44 years	399,251	547,655	946,906
45-54 years	409,609	831,054	1,240,663
55-64 years	443,834	1,319,653	1,763,487
65-74 years	349,662	1,738,774	2,088,436
75-84 years	199,878	994,947	1,194,825
85+ years	81,946	328,720	410,666
Race	2,565,696	6,328,296	8,893,992
White	1,606,052	4,347,225	5,953,277
Black	198,155	416,327	614,482
American Indian/Alaskan	11,055	21,334	32,389
Other	308,151	647,231	955,382
Unknown	442,283	896,179	1,338,462
Other race includes Asian, native Hawaiian/Pacific Islander, or other.			
Ethnicity	2,565,696	6,328,296	8,893,992
Hispanic	557,521	879,369	1,436,890
Non-Hispanic	1,126,472	3,410,362	4,536,834
Unknown	881,703	2,038,565	2,920,268
Gender	2,565,696	6,328,296	8,893,992
Female	1,334,750	3,556,826	4,891,576
Male	1,218,380	2,761,860	3,980,240
Unknown	12,566	9,610	22,176



COVID-19: Alachua County vaccine summary

Vaccination data through May 1, 2021 as of May 2, 2021 at 12:05 AM

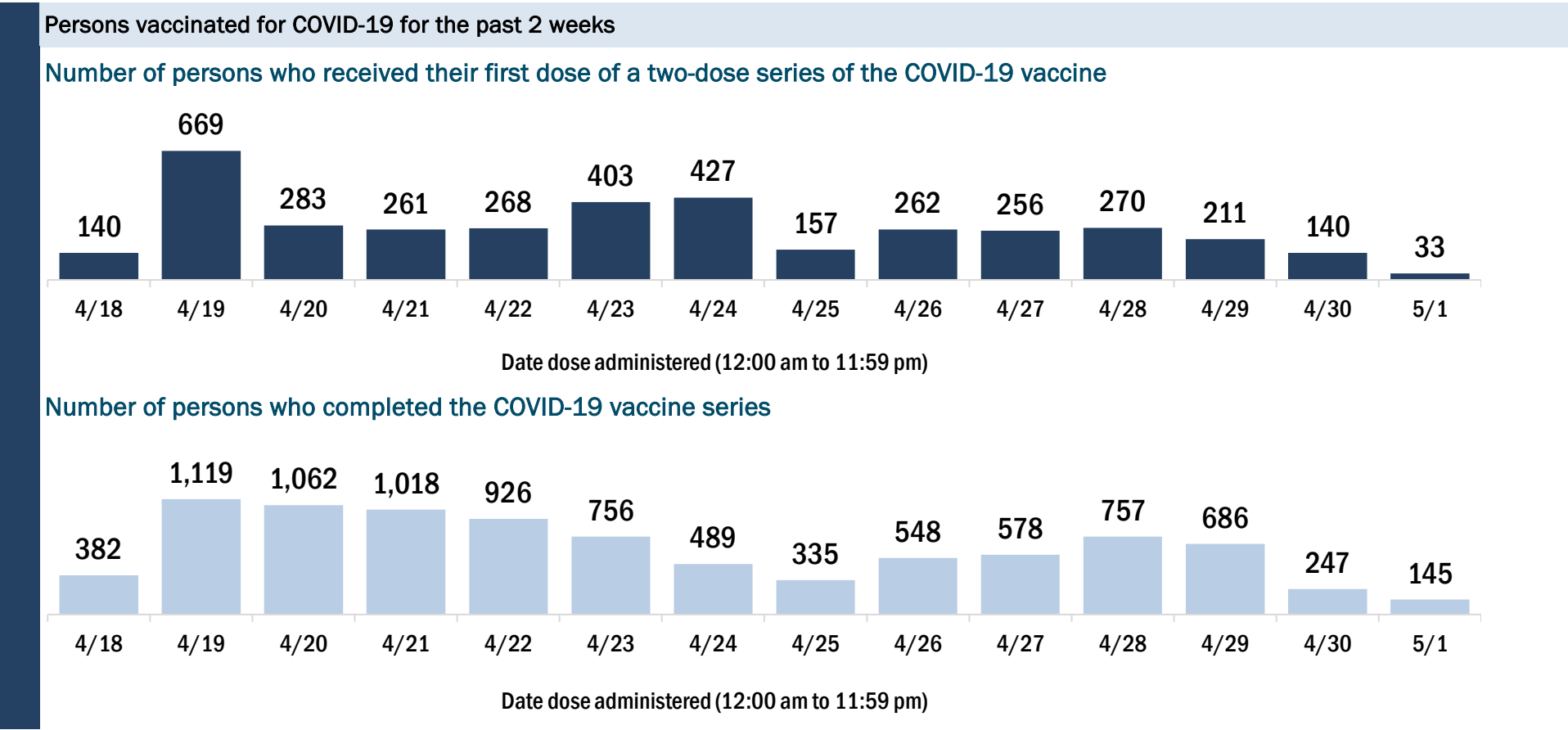
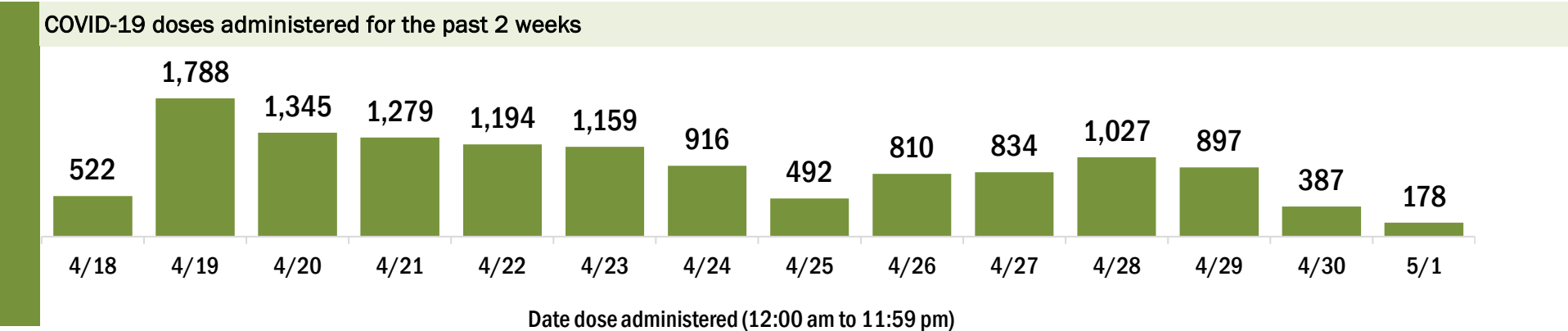
Data in this report are provisional and subject to change.

Data in this summary pertain to COVID-19 vaccines approved by the U.S. Food and Drug Administration and have been issued an Emergency Use Authorization (Janssen COVID-19 Vaccine, Moderna COVID-19 Vaccine and Pfizer-BioNTech COVID-19 Vaccine). These data summarize the number of people who have received either their first dose or have completed the series for a COVID-19 vaccine. **A person can only be counted in one category, first dose or series complete.** For persons receiving Moderna or Pfizer vaccines, once they receive their second dose, they are moved from the first dose column to the series completed column. **Because of this, the total first dose category may show a change from report to report not matching the total receiving their first dose from the previous day.** Persons receiving Johnson & Johnson vaccines will always be counted in the series completed column.

COVID-19 doses for vaccinated persons in Florida	
Doses administered	197,417
People receiving one dose of a 1-dose series (Johnson & Johnson) or receiving only one dose of a 2-dose series (Moderna, Pfizer) count once. Persons receiving both doses of a 2-dose series count twice.	

Current status of persons vaccinated for COVID-19 in Florida	
Total people vaccinated	117,202
First dose	32,620
Series completed	84,582
Completed 1-dose series	4,367
Completed 2-dose series	80,215
First dose: current number of people who have only received their first dose of the Moderna or Pfizer vaccine.	
Series complete: current number of people who have received both Moderna or Pfizer vaccine doses or one Johnson & Johnson dose and are considered fully immunized.	

Demographic summary	First dose	Series complete	Total people vaccinated
Age group	32,620	84,582	117,202
16-24 years	11,230	7,584	18,814
25-34 years	6,810	11,888	18,698
35-44 years	4,703	9,918	14,621
45-54 years	3,503	10,325	13,828
55-64 years	3,526	14,286	17,812
65-74 years	1,659	18,235	19,894
75-84 years	794	9,049	9,843
85+ years	395	3,297	3,692
Race	32,620	84,582	117,202
White	20,771	59,225	79,996
Black	3,659	8,267	11,926
American Indian/Alaskan	120	268	388
Other	5,717	12,599	18,316
Unknown	2,353	4,223	6,576
Other race includes Asian, native Hawaiian/Pacific Islander, or other.			
Ethnicity	32,620	84,582	117,202
Hispanic	4,590	6,111	10,701
Non-Hispanic	20,675	57,461	78,136
Unknown	7,355	21,010	28,365
Gender	32,620	84,582	117,202
Female	16,892	49,266	66,158
Male	15,670	35,278	50,948
Unknown	58	38	96



COVID-19: Baker County vaccine summary

Vaccination data through May 1, 2021 as of May 2, 2021 at 12:05 AM

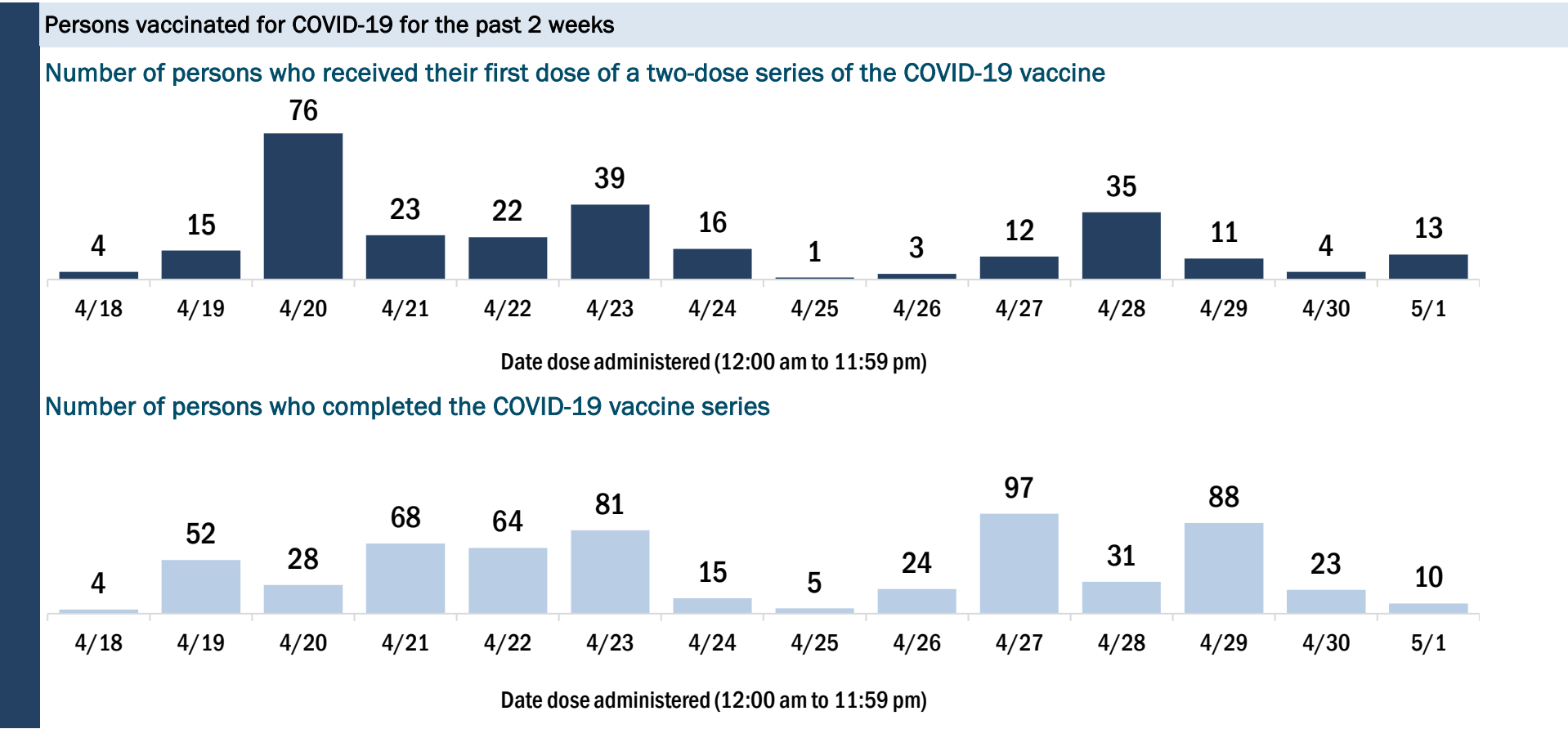
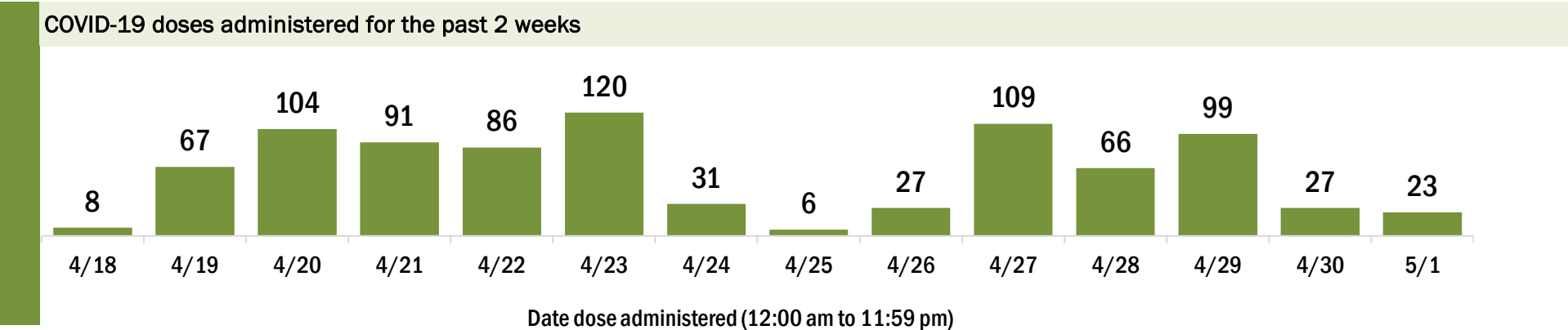
Data in this report are provisional and subject to change.

Data in this summary pertain to COVID-19 vaccines approved by the U.S. Food and Drug Administration and have been issued an Emergency Use Authorization (Janssen COVID-19 Vaccine, Moderna COVID-19 Vaccine and Pfizer-BioNTech COVID-19 Vaccine). These data summarize the number of people who have received either their first dose or have completed the series for a COVID-19 vaccine. **A person can only be counted in one category, first dose or series complete.** For persons receiving Moderna or Pfizer vaccines, once they receive their second dose, they are moved from the first dose column to the series completed column. **Because of this, the total first dose category may show a change from report to report not matching the total receiving their first dose from the previous day.** Persons receiving Johnson & Johnson vaccines will always be counted in the series completed column.

COVID-19 doses for vaccinated persons in Florida	
Doses administered	9,758
People receiving one dose of a 1-dose series (Johnson & Johnson) or receiving only one dose of a 2-dose series (Moderna, Pfizer) count once. Persons receiving both doses of a 2-dose series count twice.	

Current status of persons vaccinated for COVID-19 in Florida	
Total people vaccinated	5,900
First dose	1,899
Series completed	4,001
Completed 1-dose series	143
Completed 2-dose series	3,858
First dose: current number of people who have only received their first dose of the Moderna or Pfizer vaccine.	
Series complete: current number of people who have received both Moderna or Pfizer vaccine doses or one Johnson & Johnson dose and are considered fully immunized.	

Demographic summary	First dose	Series complete	Total people vaccinated
Age group	1,899	4,001	5,900
16-24 years	109	74	183
25-34 years	270	156	426
35-44 years	392	260	652
45-54 years	443	448	891
55-64 years	409	905	1,314
65-74 years	166	1,293	1,459
75-84 years	78	676	754
85+ years	32	189	221
Race	1,899	4,001	5,900
White	1,199	3,208	4,407
Black	531	349	880
American Indian/Alaskan	4	21	25
Other	121	217	338
Unknown	44	206	250
Other race includes Asian, native Hawaiian/Pacific Islander, or other.			
Ethnicity	1,899	4,001	5,900
Hispanic	57	79	136
Non-Hispanic	1,019	2,930	3,949
Unknown	823	992	1,815
Gender	1,899	4,001	5,900
Female	599	2,233	2,832
Male	1,299	1,767	3,066
Unknown	1	1	2



COVID-19: Bay County vaccine summary

Vaccination data through May 1, 2021 as of May 2, 2021 at 12:05 AM

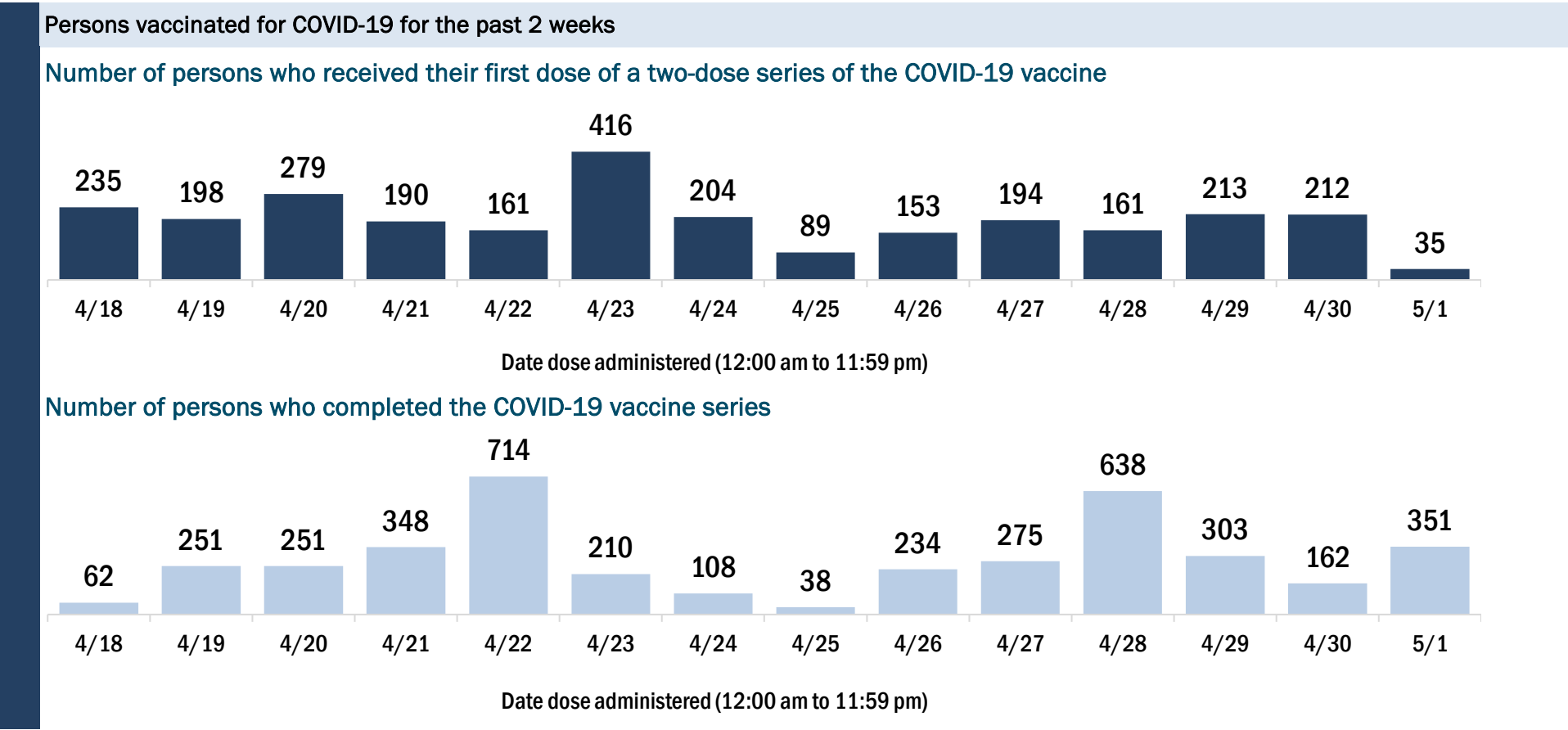
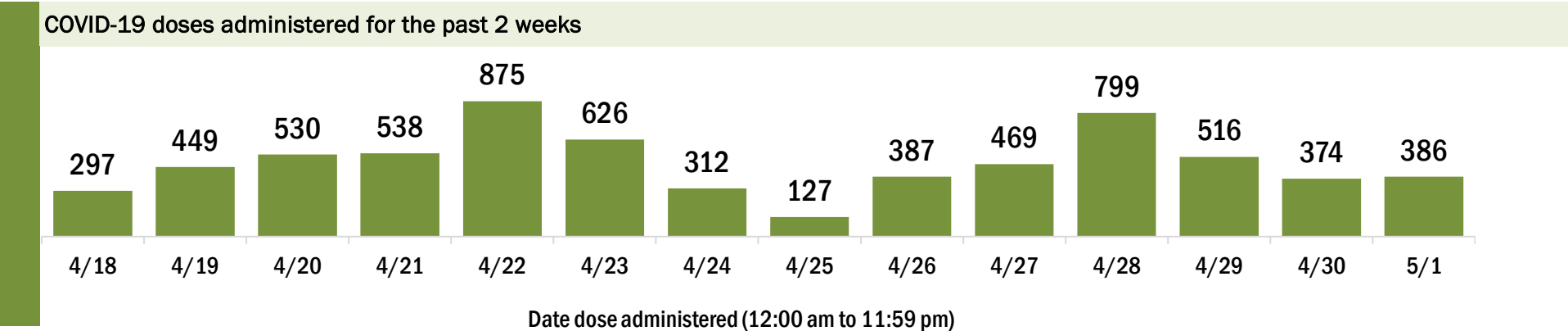
Data in this report are provisional and subject to change.

Data in this summary pertain to COVID-19 vaccines approved by the U.S. Food and Drug Administration and have been issued an Emergency Use Authorization (Janssen COVID-19 Vaccine, Moderna COVID-19 Vaccine and Pfizer-BioNTech COVID-19 Vaccine). These data summarize the number of people who have received either their first dose or have completed the series for a COVID-19 vaccine. **A person can only be counted in one category, first dose or series complete.** For persons receiving Moderna or Pfizer vaccines, once they receive their second dose, they are moved from the first dose column to the series completed column. **Because of this, the total first dose category may show a change from report to report not matching the total receiving their first dose from the previous day.** Persons receiving Johnson & Johnson vaccines will always be counted in the series completed column.

COVID-19 doses for vaccinated persons in Florida	
Doses administered	85,106
People receiving one dose of a 1-dose series (Johnson & Johnson) or receiving only one dose of a 2-dose series (Moderna, Pfizer) count once. Persons receiving both doses of a 2-dose series count twice.	

Current status of persons vaccinated for COVID-19 in Florida	
Total people vaccinated	51,275
First dose	12,306
Series completed	38,969
Completed 1-dose series	5,138
Completed 2-dose series	33,831
First dose: current number of people who have only received their first dose of the Moderna or Pfizer vaccine.	
Series complete: current number of people who have received both Moderna or Pfizer vaccine doses or one Johnson & Johnson dose and are considered fully immunized.	

Demographic summary	First dose	Series complete	Total people vaccinated
Age group	12,306	38,969	51,275
16-24 years	1,310	876	2,186
25-34 years	1,657	1,693	3,350
35-44 years	1,926	2,998	4,924
45-54 years	2,129	4,611	6,740
55-64 years	2,745	9,050	11,795
65-74 years	1,519	11,974	13,493
75-84 years	743	5,936	6,679
85+ years	277	1,831	2,108
Race	12,306	38,969	51,275
White	7,724	27,633	35,357
Black	888	2,494	3,382
American Indian/Alaskan	70	180	250
Other	1,504	3,006	4,510
Unknown	2,120	5,656	7,776
Other race includes Asian, native Hawaiian/Pacific Islander, or other.			
Ethnicity	12,306	38,969	51,275
Hispanic	1,050	1,441	2,491
Non-Hispanic	6,954	24,040	30,994
Unknown	4,302	13,488	17,790
Gender	12,306	38,969	51,275
Female	6,692	21,714	28,406
Male	5,609	17,249	22,858
Unknown	5	6	11



COVID-19: Bradford County vaccine summary

Vaccination data through May 1, 2021 as of May 2, 2021 at 12:05 AM

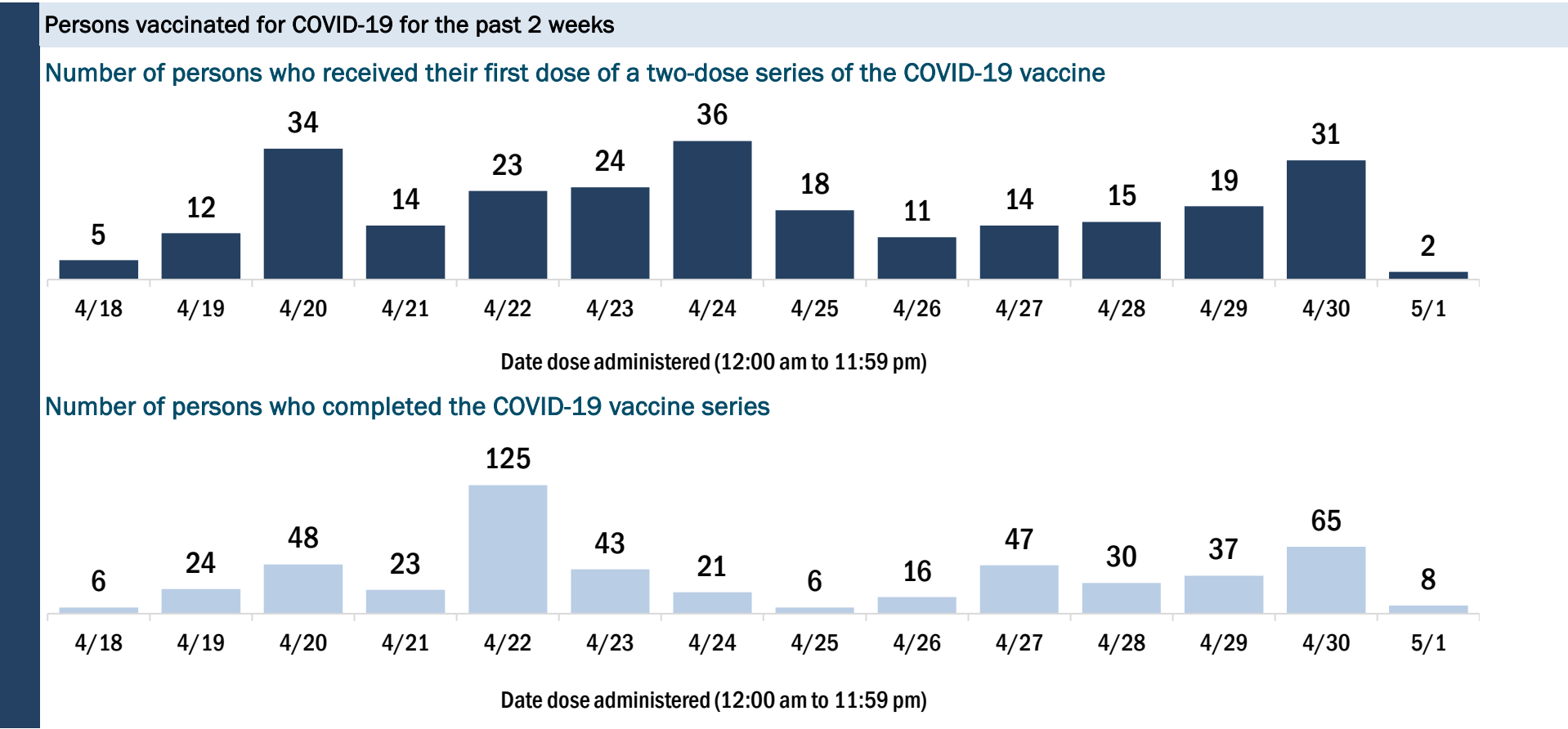
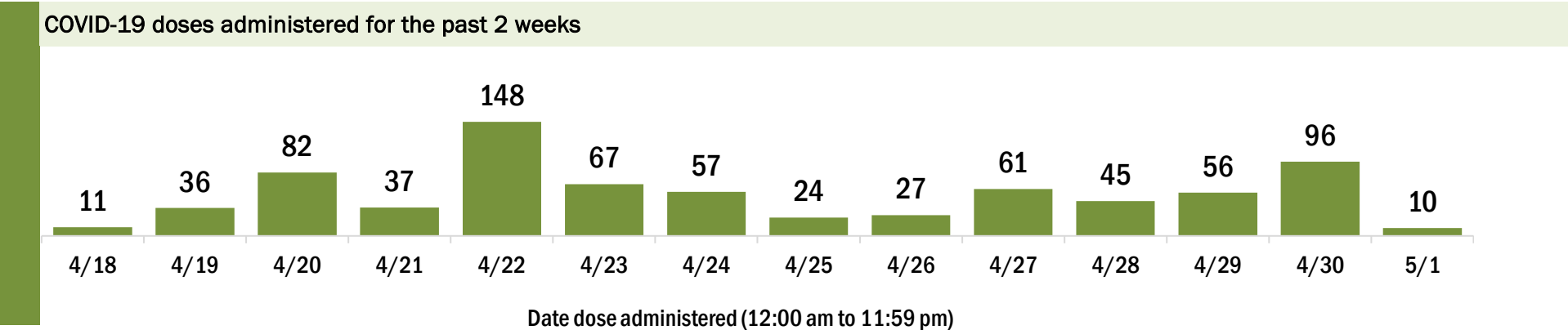
Data in this report are provisional and subject to change.

Data in this summary pertain to COVID-19 vaccines approved by the U.S. Food and Drug Administration and have been issued an Emergency Use Authorization (Janssen COVID-19 Vaccine, Moderna COVID-19 Vaccine and Pfizer-BioNTech COVID-19 Vaccine). These data summarize the number of people who have received either their first dose or have completed the series for a COVID-19 vaccine. **A person can only be counted in one category, first dose or series complete.** For persons receiving Moderna or Pfizer vaccines, once they receive their second dose, they are moved from the first dose column to the series completed column. **Because of this, the total first dose category may show a change from report to report not matching the total receiving their first dose from the previous day.** Persons receiving Johnson & Johnson vaccines will always be counted in the series completed column.

COVID-19 doses for vaccinated persons in Florida	
Doses administered	10,500
People receiving one dose of a 1-dose series (Johnson & Johnson) or receiving only one dose of a 2-dose series (Moderna, Pfizer) count once. Persons receiving both doses of a 2-dose series count twice.	

Current status of persons vaccinated for COVID-19 in Florida	
Total people vaccinated	6,614
First dose	2,388
Series completed	4,226
Completed 1-dose series	340
Completed 2-dose series	3,886
First dose: current number of people who have only received their first dose of the Moderna or Pfizer vaccine.	
Series complete: current number of people who have received both Moderna or Pfizer vaccine doses or one Johnson & Johnson dose and are considered fully immunized.	

Demographic summary	First dose	Series complete	Total people vaccinated
Age group	2,388	4,226	6,614
16-24 years	152	55	207
25-34 years	364	138	502
35-44 years	552	190	742
45-54 years	523	400	923
55-64 years	521	935	1,456
65-74 years	179	1,433	1,612
75-84 years	70	817	887
85+ years	27	258	285
Race	2,388	4,226	6,614
White	1,352	3,212	4,564
Black	797	507	1,304
American Indian/Alaskan	3	30	33
Other	170	338	508
Unknown	66	139	205
Other race includes Asian, native Hawaiian/Pacific Islander, or other.			
Ethnicity	2,388	4,226	6,614
Hispanic	147	62	209
Non-Hispanic	1,531	3,677	5,208
Unknown	710	487	1,197
Gender	2,388	4,226	6,614
Female	550	2,479	3,029
Male	1,837	1,747	3,584
Unknown	1	0	1



COVID-19: Brevard County vaccine summary

Vaccination data through May 1, 2021 as of May 2, 2021 at 12:05 AM

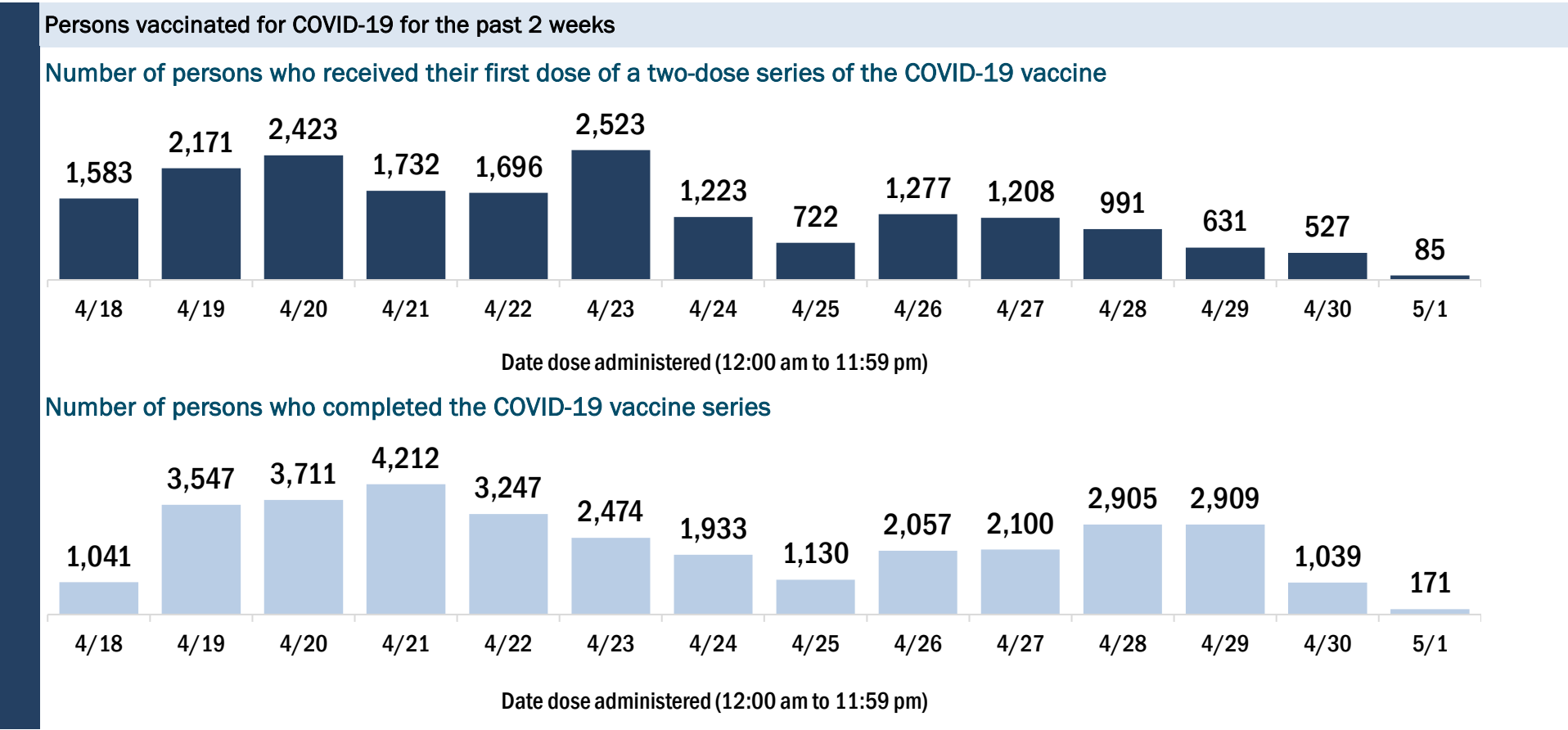
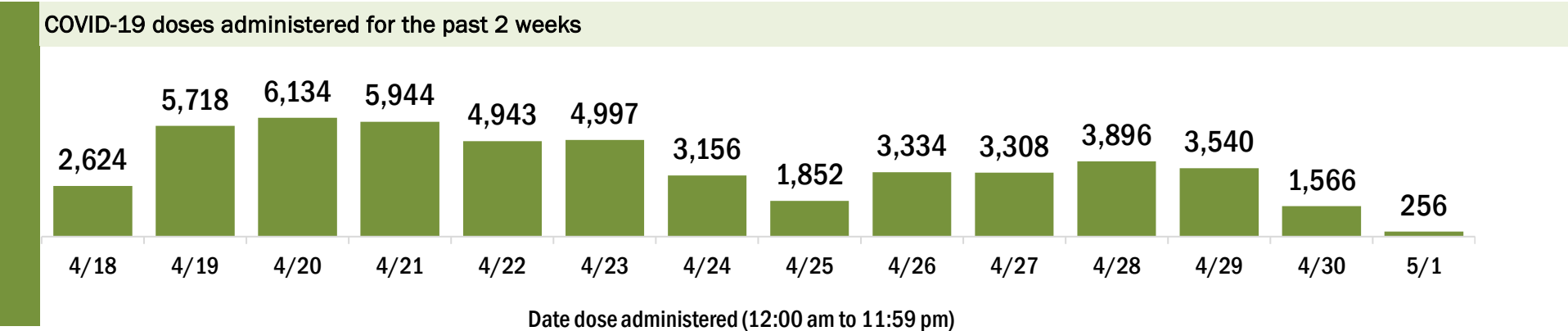
Data in this report are provisional and subject to change.

Data in this summary pertain to COVID-19 vaccines approved by the U.S. Food and Drug Administration and have been issued an Emergency Use Authorization (Janssen COVID-19 Vaccine, Moderna COVID-19 Vaccine and Pfizer-BioNTech COVID-19 Vaccine). These data summarize the number of people who have received either their first dose or have completed the series for a COVID-19 vaccine. **A person can only be counted in one category, first dose or series complete.** For persons receiving Moderna or Pfizer vaccines, once they receive their second dose, they are moved from the first dose column to the series completed column. **Because of this, the total first dose category may show a change from report to report not matching the total receiving their first dose from the previous day.** Persons receiving Johnson & Johnson vaccines will always be counted in the series completed column.

COVID-19 doses for vaccinated persons in Florida	
Doses administered	398,158
People receiving one dose of a 1-dose series (Johnson & Johnson) or receiving only one dose of a 2-dose series (Moderna, Pfizer) count once. Persons receiving both doses of a 2-dose series count twice.	

Current status of persons vaccinated for COVID-19 in Florida	
Total people vaccinated	243,257
First dose	71,924
Series completed	171,333
Completed 1-dose series	16,432
Completed 2-dose series	154,901
First dose: current number of people who have only received their first dose of the Moderna or Pfizer vaccine.	
Series complete: current number of people who have received both Moderna or Pfizer vaccine doses or one Johnson & Johnson dose and are considered fully immunized.	

Demographic summary	First dose	Series complete	Total people vaccinated
Age group	71,924	171,333	243,257
16-24 years	8,243	3,419	11,662
25-34 years	9,878	6,456	16,334
35-44 years	10,270	10,540	20,810
45-54 years	10,710	18,308	29,018
55-64 years	14,831	40,035	54,866
65-74 years	9,844	52,158	62,002
75-84 years	5,632	29,688	35,320
85+ years	2,516	10,729	13,245
Race	71,924	171,333	243,257
White	47,734	116,489	164,223
Black	5,059	8,663	13,722
American Indian/Alaskan	381	745	1,126
Other	7,246	15,017	22,263
Unknown	11,504	30,419	41,923
Other race includes Asian, native Hawaiian/Pacific Islander, or other.			
Ethnicity	71,924	171,333	243,257
Hispanic	6,664	7,862	14,526
Non-Hispanic	42,762	94,945	137,707
Unknown	22,498	68,526	91,024
Gender	71,924	171,333	243,257
Female	37,823	98,646	136,469
Male	33,932	72,474	106,406
Unknown	169	213	382



COVID-19: Broward County vaccine summary

Vaccination data through May 1, 2021 as of May 2, 2021 at 12:05 AM

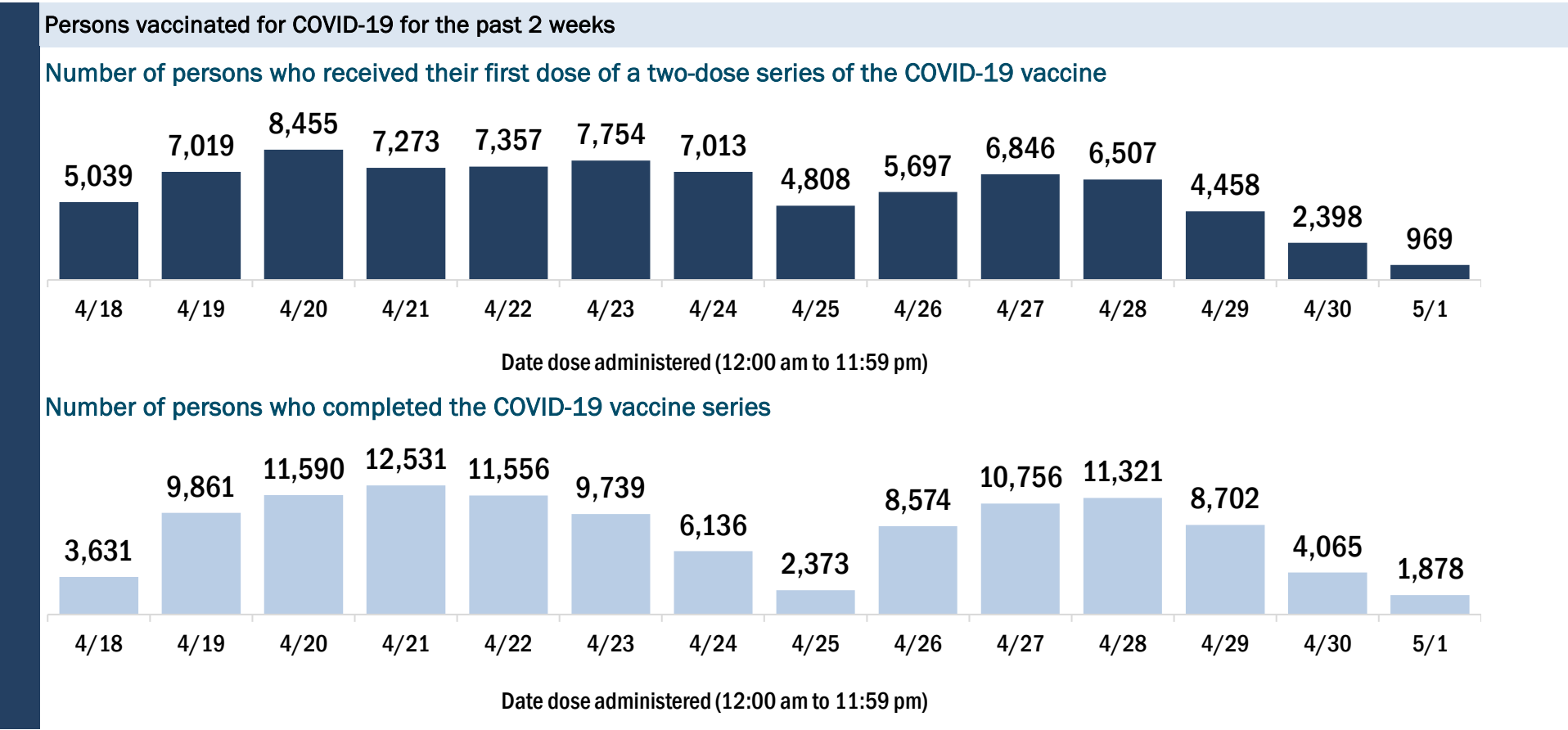
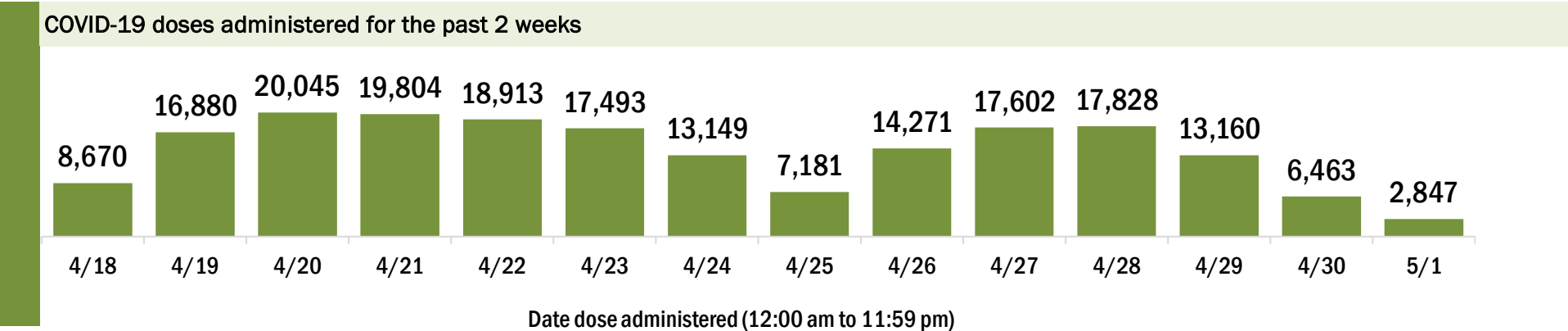
Data in this report are provisional and subject to change.

Data in this summary pertain to COVID-19 vaccines approved by the U.S. Food and Drug Administration and have been issued an Emergency Use Authorization (Janssen COVID-19 Vaccine, Moderna COVID-19 Vaccine and Pfizer-BioNTech COVID-19 Vaccine). These data summarize the number of people who have received either their first dose or have completed the series for a COVID-19 vaccine. **A person can only be counted in one category, first dose or series complete.** For persons receiving Moderna or Pfizer vaccines, once they receive their second dose, they are moved from the first dose column to the series completed column. **Because of this, the total first dose category may show a change from report to report not matching the total receiving their first dose from the previous day.** Persons receiving Johnson & Johnson vaccines will always be counted in the series completed column.

COVID-19 doses for vaccinated persons in Florida	
Doses administered	1,350,867
People receiving one dose of a 1-dose series (Johnson & Johnson) or receiving only one dose of a 2-dose series (Moderna, Pfizer) count once. Persons receiving both doses of a 2-dose series count twice.	

Current status of persons vaccinated for COVID-19 in Florida	
Total people vaccinated	825,880
First dose	256,111
Series completed	569,769
Completed 1-dose series	44,782
Completed 2-dose series	524,987
First dose: current number of people who have only received their first dose of the Moderna or Pfizer vaccine.	
Series complete: current number of people who have received both Moderna or Pfizer vaccine doses or one Johnson & Johnson dose and are considered fully immunized.	

Demographic summary	First dose	Series complete	Total people vaccinated
Age group	256,111	569,769	825,880
16-24 years	31,958	20,471	52,429
25-34 years	37,083	35,871	72,954
35-44 years	44,030	60,674	104,704
45-54 years	45,698	96,702	142,400
55-64 years	44,122	133,620	177,742
65-74 years	30,222	131,175	161,397
75-84 years	15,694	66,797	82,491
85+ years	7,304	24,459	31,763
Race	256,111	569,769	825,880
White	141,890	356,291	498,181
Black	33,779	68,915	102,694
American Indian/Alaskan	1,026	2,334	3,360
Other	33,127	65,442	98,569
Unknown	46,289	76,787	123,076
Other race includes Asian, native Hawaiian/Pacific Islander, or other.			
Ethnicity	256,111	569,769	825,880
Hispanic	73,087	124,223	197,310
Non-Hispanic	99,989	284,813	384,802
Unknown	83,035	160,733	243,768
Gender	256,111	569,769	825,880
Female	133,296	312,106	445,402
Male	121,986	256,676	378,662
Unknown	829	987	1,816



COVID-19: Calhoun County vaccine summary

Vaccination data through May 1, 2021 as of May 2, 2021 at 12:05 AM

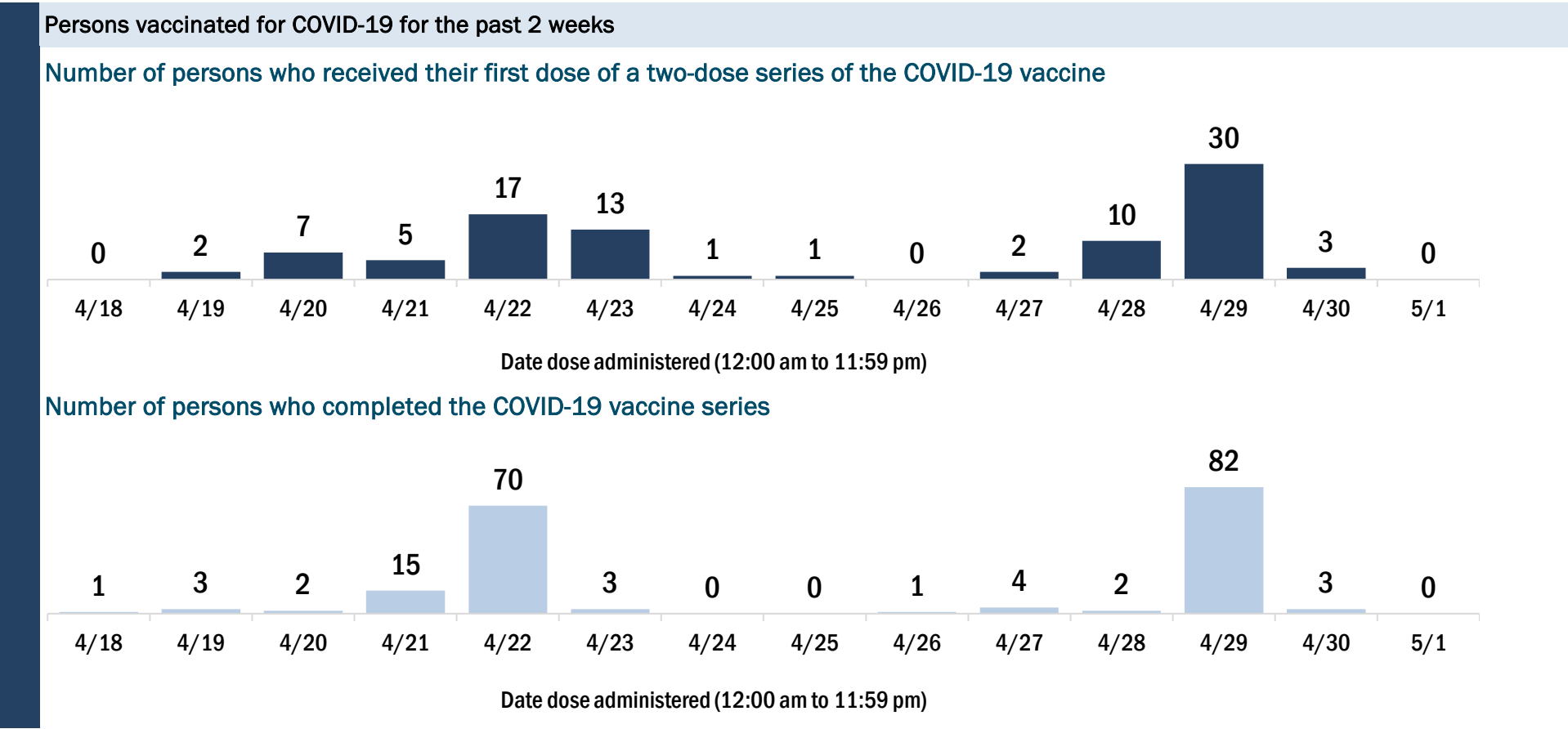
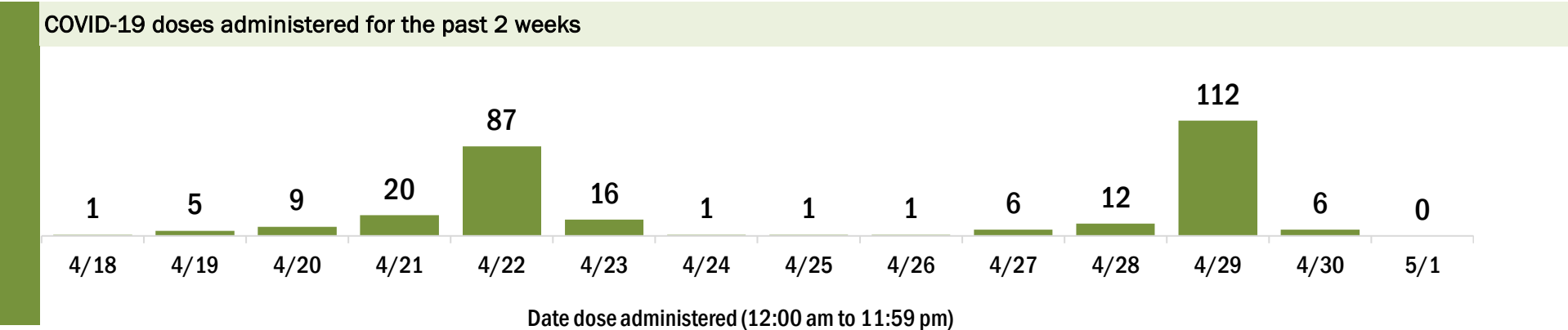
Data in this report are provisional and subject to change.

Data in this summary pertain to COVID-19 vaccines approved by the U.S. Food and Drug Administration and have been issued an Emergency Use Authorization (Janssen COVID-19 Vaccine, Moderna COVID-19 Vaccine and Pfizer-BioNTech COVID-19 Vaccine). These data summarize the number of people who have received either their first dose or have completed the series for a COVID-19 vaccine. **A person can only be counted in one category, first dose or series complete.** For persons receiving Moderna or Pfizer vaccines, once they receive their second dose, they are moved from the first dose column to the series completed column. **Because of this, the total first dose category may show a change from report to report not matching the total receiving their first dose from the previous day.** Persons receiving Johnson & Johnson vaccines will always be counted in the series completed column.

COVID-19 doses for vaccinated persons in Florida	
Doses administered	5,311
People receiving one dose of a 1-dose series (Johnson & Johnson) or receiving only one dose of a 2-dose series (Moderna, Pfizer) count once. Persons receiving both doses of a 2-dose series count twice.	

Current status of persons vaccinated for COVID-19 in Florida	
Total people vaccinated	3,156
First dose	831
Series completed	2,325
Completed 1-dose series	170
Completed 2-dose series	2,155
First dose: current number of people who have only received their first dose of the Moderna or Pfizer vaccine.	
Series complete: current number of people who have received both Moderna or Pfizer vaccine doses or one Johnson & Johnson dose and are considered fully immunized.	

Demographic summary	First dose	Series complete	Total people vaccinated
Age group	831	2,325	3,156
16-24 years	50	26	76
25-34 years	102	61	163
35-44 years	166	119	285
45-54 years	188	219	407
55-64 years	165	453	618
65-74 years	88	801	889
75-84 years	51	466	517
85+ years	21	180	201
Race	831	2,325	3,156
White	514	1,635	2,149
Black	198	151	349
American Indian/Alaskan	4	15	19
Other	67	322	389
Unknown	48	202	250
Other race includes Asian, native Hawaiian/Pacific Islander, or other.			
Ethnicity	831	2,325	3,156
Hispanic	15	41	56
Non-Hispanic	219	1,298	1,517
Unknown	597	986	1,583
Gender	831	2,325	3,156
Female	227	1,295	1,522
Male	604	1,029	1,633
Unknown	0	1	1



COVID-19: Charlotte County vaccine summary

Vaccination data through May 1, 2021 as of May 2, 2021 at 12:05 AM

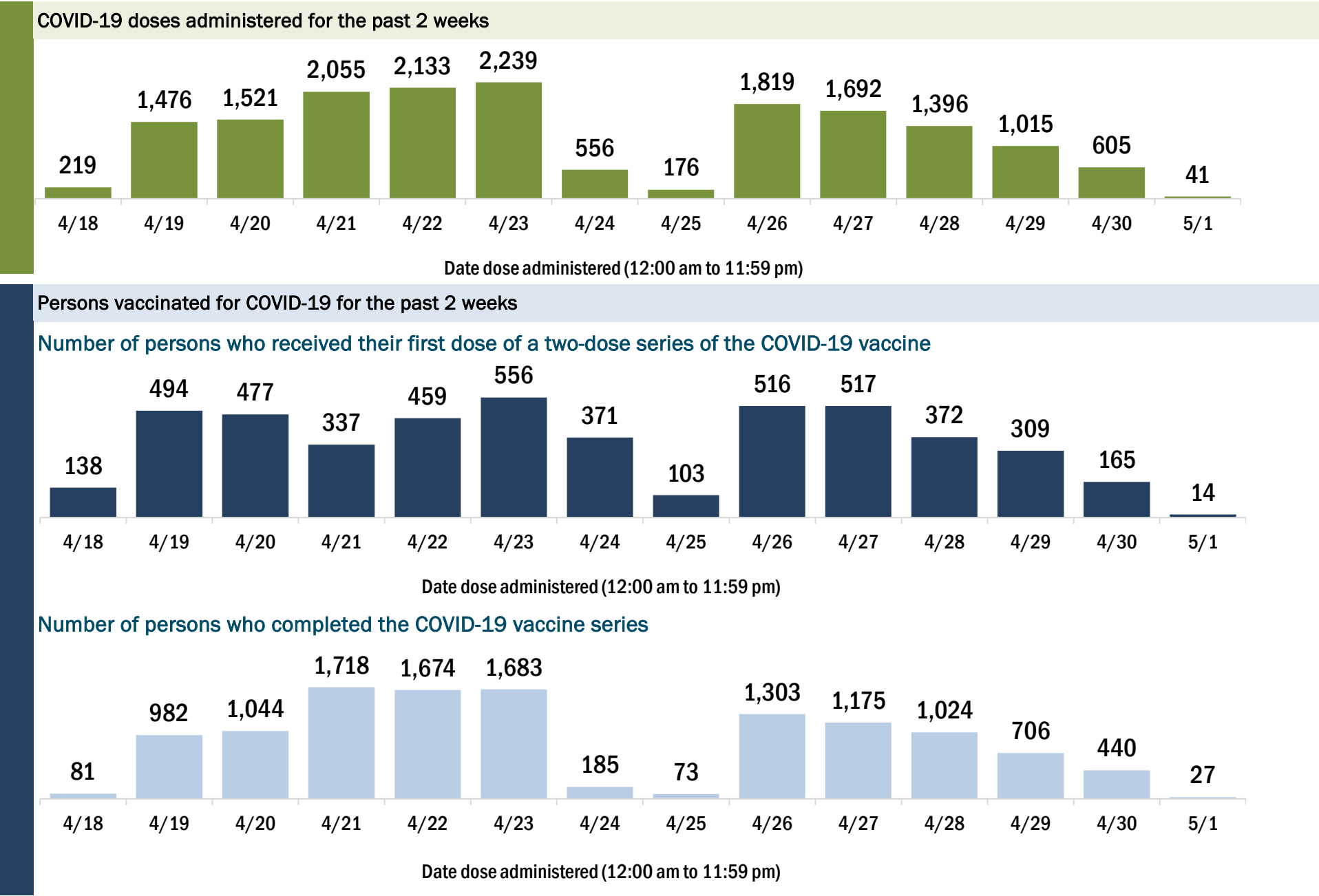
Data in this report are provisional and subject to change.

Data in this summary pertain to COVID-19 vaccines approved by the U.S. Food and Drug Administration and have been issued an Emergency Use Authorization (Janssen COVID-19 Vaccine, Moderna COVID-19 Vaccine and Pfizer-BioNTech COVID-19 Vaccine). These data summarize the number of people who have received either their first dose or have completed the series for a COVID-19 vaccine. **A person can only be counted in one category, first dose or series complete.** For persons receiving Moderna or Pfizer vaccines, once they receive their second dose, they are moved from the first dose column to the series completed column. **Because of this, the total first dose category may show a change from report to report not matching the total receiving their first dose from the previous day.** Persons receiving Johnson & Johnson vaccines will always be counted in the series completed column.

COVID-19 doses for vaccinated persons in Florida	
Doses administered	173,828
People receiving one dose of a 1-dose series (Johnson & Johnson) or receiving only one dose of a 2-dose series (Moderna, Pfizer) count once. Persons receiving both doses of a 2-dose series count twice.	

Current status of persons vaccinated for COVID-19 in Florida	
Total people vaccinated	103,690
First dose	28,136
Series completed	75,554
Completed 1-dose series	5,416
Completed 2-dose series	70,138
First dose: current number of people who have only received their first dose of the Moderna or Pfizer vaccine.	
Series complete: current number of people who have received both Moderna or Pfizer vaccine doses or one Johnson & Johnson dose and are considered fully immunized.	

Demographic summary	First dose	Series complete	Total people vaccinated
Age group	28,136	75,554	103,690
16-24 years	1,485	471	1,956
25-34 years	1,657	949	2,606
35-44 years	2,030	1,724	3,754
45-54 years	2,987	4,420	7,407
55-64 years	6,491	13,989	20,480
65-74 years	7,234	30,452	37,686
75-84 years	4,665	18,299	22,964
85+ years	1,587	5,250	6,837
Race	28,136	75,554	103,690
White	21,109	58,035	79,144
Black	953	1,342	2,295
American Indian/Alaskan	149	307	456
Other	2,050	4,789	6,839
Unknown	3,875	11,081	14,956
Other race includes Asian, native Hawaiian/Pacific Islander, or other.			
Ethnicity	28,136	75,554	103,690
Hispanic	1,353	1,798	3,151
Non-Hispanic	16,538	45,942	62,480
Unknown	10,245	27,814	38,059
Gender	28,136	75,554	103,690
Female	14,557	42,201	56,758
Male	13,549	33,326	46,875
Unknown	30	27	57



COVID-19: Citrus County vaccine summary

Vaccination data through May 1, 2021 as of May 2, 2021 at 12:05 AM

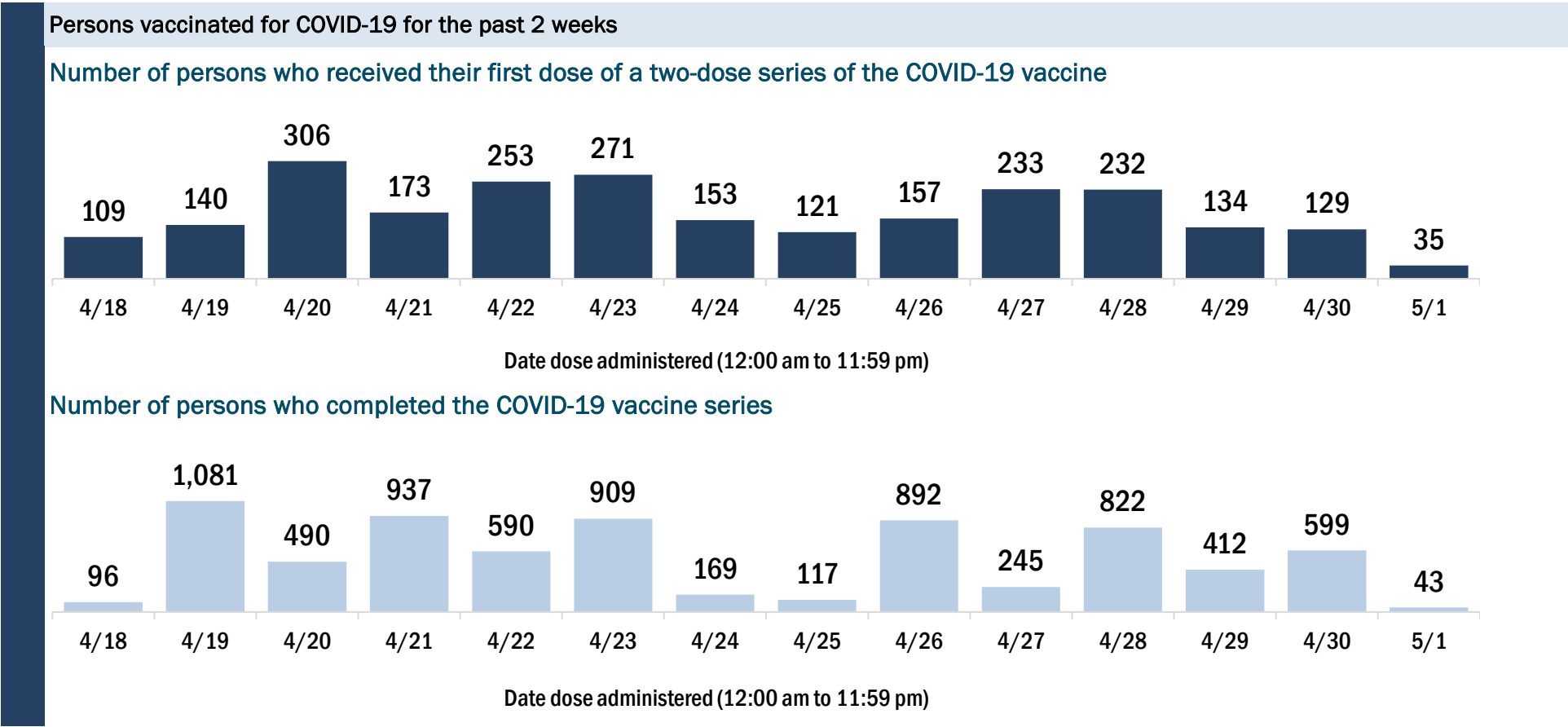
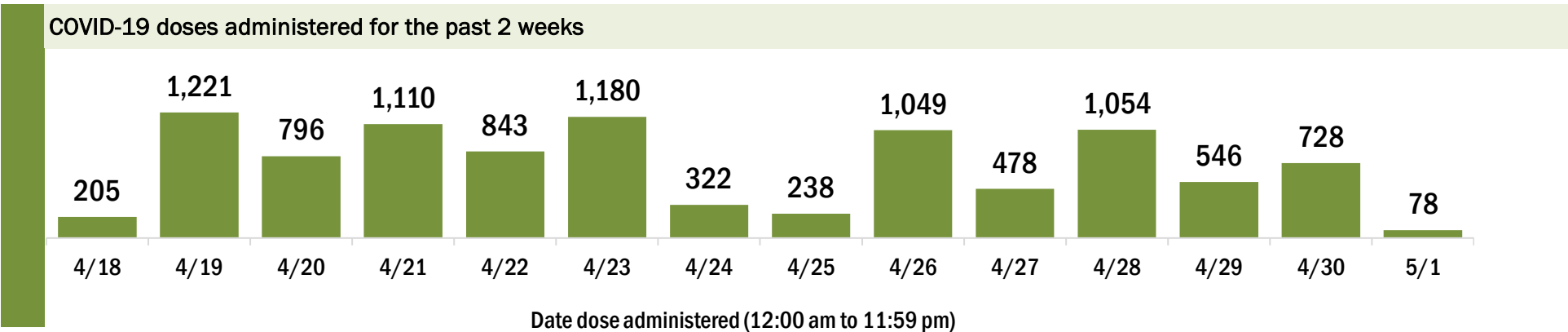
Data in this report are provisional and subject to change.

Data in this summary pertain to COVID-19 vaccines approved by the U.S. Food and Drug Administration and have been issued an Emergency Use Authorization (Janssen COVID-19 Vaccine, Moderna COVID-19 Vaccine and Pfizer-BioNTech COVID-19 Vaccine). These data summarize the number of people who have received either their first dose or have completed the series for a COVID-19 vaccine. **A person can only be counted in one category, first dose or series complete.** For persons receiving Moderna or Pfizer vaccines, once they receive their second dose, they are moved from the first dose column to the series completed column. **Because of this, the total first dose category may show a change from report to report not matching the total receiving their first dose from the previous day.** Persons receiving Johnson & Johnson vaccines will always be counted in the series completed column.

COVID-19 doses for vaccinated persons in Florida	
Doses administered	105,196
People receiving one dose of a 1-dose series (Johnson & Johnson) or receiving only one dose of a 2-dose series (Moderna, Pfizer) count once. Persons receiving both doses of a 2-dose series count twice.	

Current status of persons vaccinated for COVID-19 in Florida	
Total people vaccinated	59,966
First dose	13,235
Series completed	46,731
Completed 1-dose series	1,501
Completed 2-dose series	45,230
First dose: current number of people who have only received their first dose of the Moderna or Pfizer vaccine.	
Series complete: current number of people who have received both Moderna or Pfizer vaccine doses or one Johnson & Johnson dose and are considered fully immunized.	

Demographic summary	First dose	Series complete	Total people vaccinated
Age group	13,235	46,731	59,966
16-24 years	864	414	1,278
25-34 years	954	746	1,700
35-44 years	1,174	1,172	2,346
45-54 years	1,748	2,678	4,426
55-64 years	2,998	7,955	10,953
65-74 years	2,966	18,122	21,088
75-84 years	1,893	12,125	14,018
85+ years	638	3,519	4,157
Race	13,235	46,731	59,966
White	10,196	35,226	45,422
Black	281	671	952
American Indian/Alaskan	76	252	328
Other	895	3,082	3,977
Unknown	1,787	7,500	9,287
Other race includes Asian, native Hawaiian/Pacific Islander, or other.			
Ethnicity	13,235	46,731	59,966
Hispanic	741	1,322	2,063
Non-Hispanic	8,483	27,671	36,154
Unknown	4,011	17,738	21,749
Gender	13,235	46,731	59,966
Female	7,250	26,658	33,908
Male	5,961	20,060	26,021
Unknown	24	13	37



COVID-19: Clay County vaccine summary

Vaccination data through May 1, 2021 as of May 2, 2021 at 12:05 AM

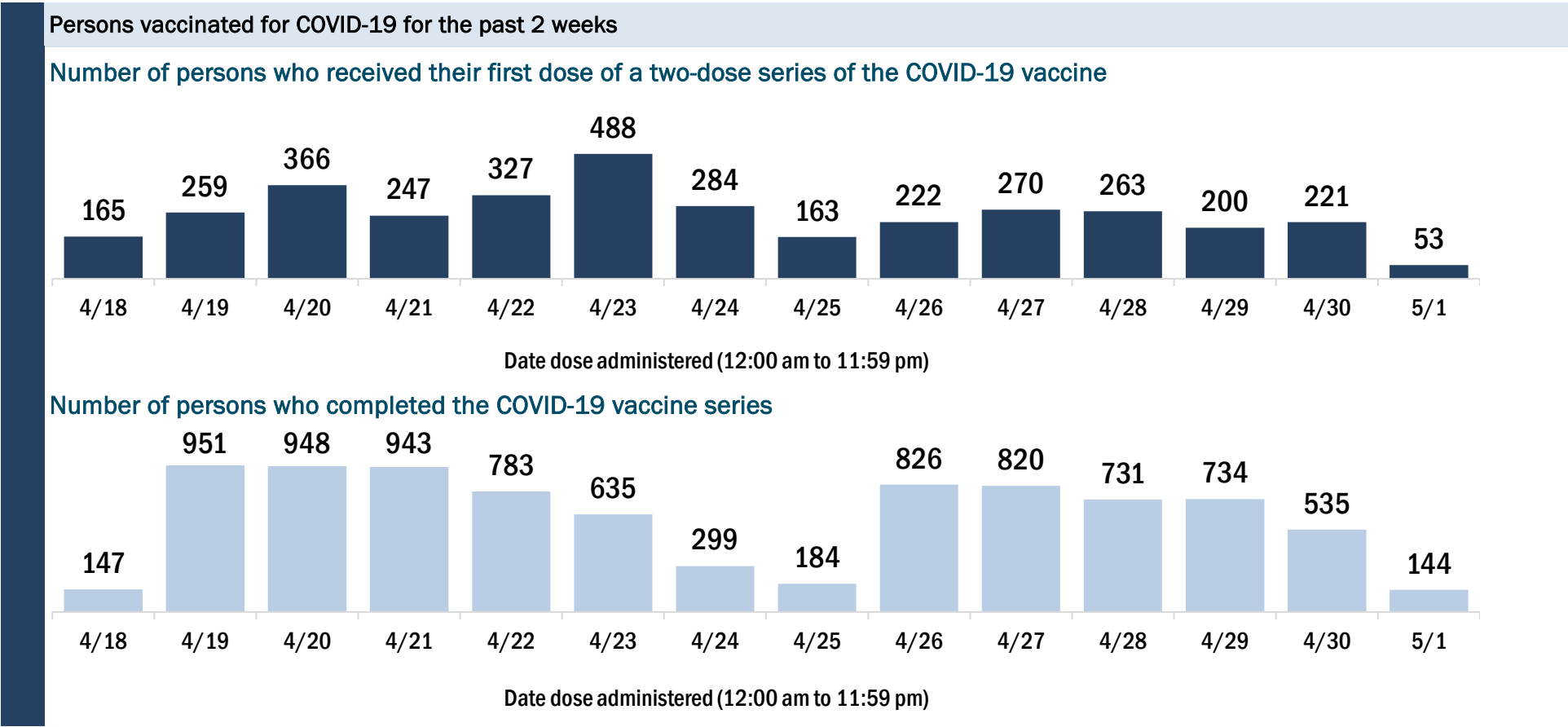
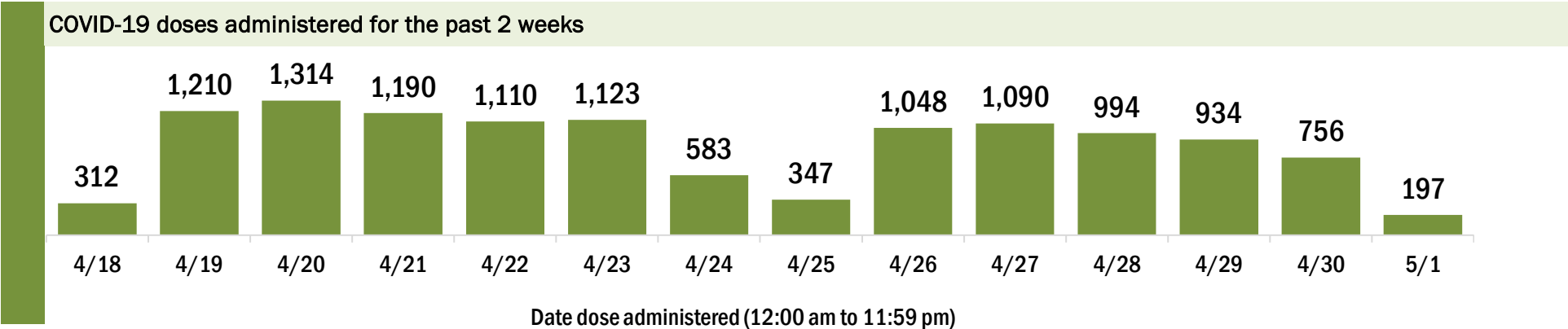
Data in this report are provisional and subject to change.

Data in this summary pertain to COVID-19 vaccines approved by the U.S. Food and Drug Administration and have been issued an Emergency Use Authorization (Janssen COVID-19 Vaccine, Moderna COVID-19 Vaccine and Pfizer-BioNTech COVID-19 Vaccine). These data summarize the number of people who have received either their first dose or have completed the series for a COVID-19 vaccine. **A person can only be counted in one category, first dose or series complete.** For persons receiving Moderna or Pfizer vaccines, once they receive their second dose, they are moved from the first dose column to the series completed column. **Because of this, the total first dose category may show a change from report to report not matching the total receiving their first dose from the previous day.** Persons receiving Johnson & Johnson vaccines will always be counted in the series completed column.

COVID-19 doses for vaccinated persons in Florida	
Doses administered	109,405
People receiving one dose of a 1-dose series (Johnson & Johnson) or receiving only one dose of a 2-dose series (Moderna, Pfizer) count once. Persons receiving both doses of a 2-dose series count twice.	

Current status of persons vaccinated for COVID-19 in Florida	
Total people vaccinated	63,126
First dose	13,757
Series completed	49,369
Completed 1-dose series	3,090
Completed 2-dose series	46,279
First dose: current number of people who have only received their first dose of the Moderna or Pfizer vaccine.	
Series complete: current number of people who have received both Moderna or Pfizer vaccine doses or one Johnson & Johnson dose and are considered fully immunized.	

Demographic summary	First dose	Series complete	Total people vaccinated
Age group	13,757	49,369	63,126
16-24 years	2,033	1,772	3,805
25-34 years	1,838	2,438	4,276
35-44 years	2,249	4,365	6,614
45-54 years	2,414	6,950	9,364
55-64 years	2,665	10,966	13,631
65-74 years	1,360	13,910	15,270
75-84 years	849	6,903	7,752
85+ years	349	2,065	2,414
Race	13,757	49,369	63,126
White	7,911	35,310	43,221
Black	1,255	3,391	4,646
American Indian/Alaskan	61	231	292
Other	1,891	4,734	6,625
Unknown	2,639	5,703	8,342
Other race includes Asian, native Hawaiian/Pacific Islander, or other.			
Ethnicity	13,757	49,369	63,126
Hispanic	1,251	2,444	3,695
Non-Hispanic	7,690	35,976	43,666
Unknown	4,816	10,949	15,765
Gender	13,757	49,369	63,126
Female	7,457	28,434	35,891
Male	6,133	20,930	27,063
Unknown	167	5	172



COVID-19: Collier County vaccine summary

Vaccination data through May 1, 2021 as of May 2, 2021 at 12:05 AM

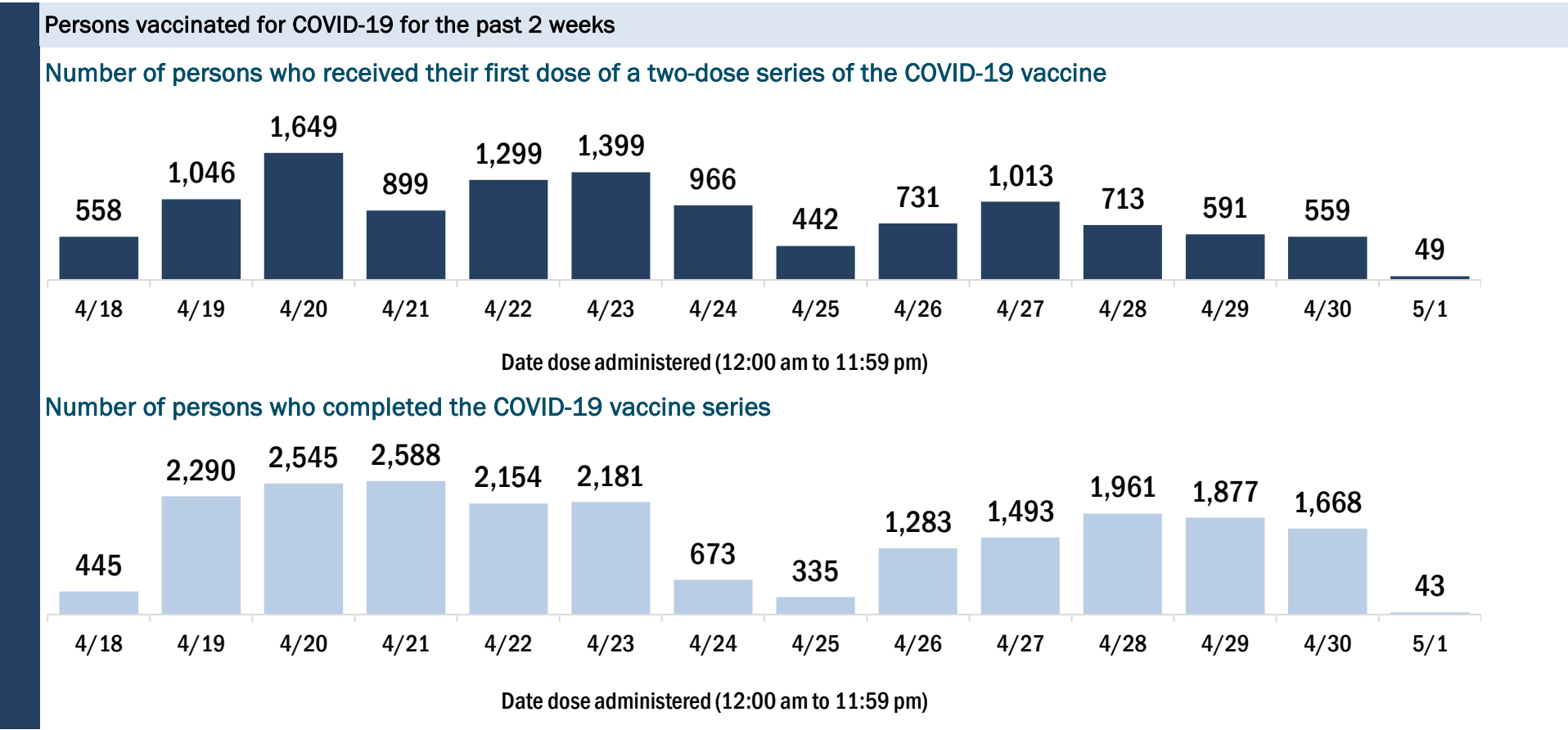
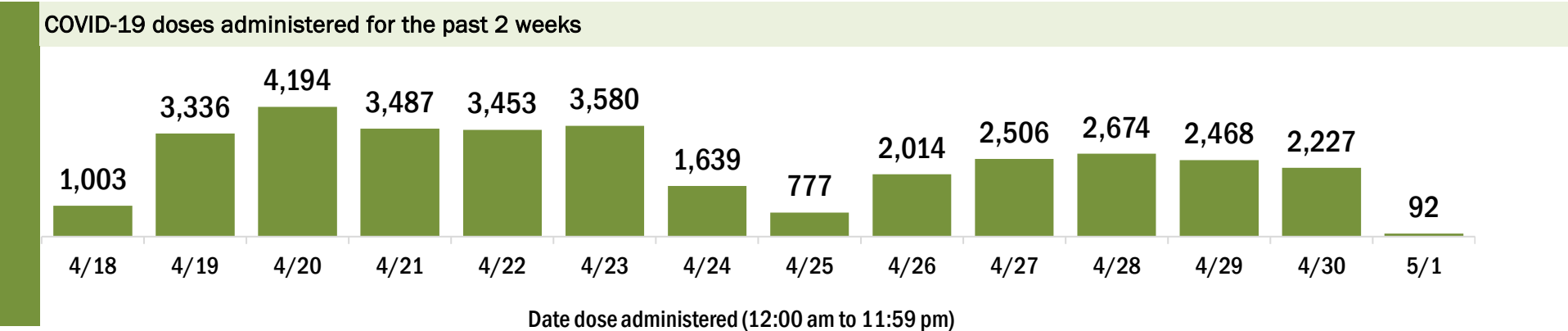
Data in this report are provisional and subject to change.

Data in this summary pertain to COVID-19 vaccines approved by the U.S. Food and Drug Administration and have been issued an Emergency Use Authorization (Janssen COVID-19 Vaccine, Moderna COVID-19 Vaccine and Pfizer-BioNTech COVID-19 Vaccine). These data summarize the number of people who have received either their first dose or have completed the series for a COVID-19 vaccine. **A person can only be counted in one category, first dose or series complete.** For persons receiving Moderna or Pfizer vaccines, once they receive their second dose, they are moved from the first dose column to the series completed column. **Because of this, the total first dose category may show a change from report to report not matching the total receiving their first dose from the previous day.** Persons receiving Johnson & Johnson vaccines will always be counted in the series completed column.

COVID-19 doses for vaccinated persons in Florida	
Doses administered	316,107
People receiving one dose of a 1-dose series (Johnson & Johnson) or receiving only one dose of a 2-dose series (Moderna, Pfizer) count once. Persons receiving both doses of a 2-dose series count twice.	

Current status of persons vaccinated for COVID-19 in Florida	
Total people vaccinated	189,101
First dose	50,029
Series completed	139,072
Completed 1-dose series	12,066
Completed 2-dose series	127,006
First dose: current number of people who have only received their first dose of the Moderna or Pfizer vaccine.	
Series complete: current number of people who have received both Moderna or Pfizer vaccine doses or one Johnson & Johnson dose and are considered fully immunized.	

Demographic summary	First dose	Series complete	Total people vaccinated
Age group	50,029	139,072	189,101
16-24 years	4,353	1,851	6,204
25-34 years	4,984	3,498	8,482
35-44 years	6,392	5,336	11,728
45-54 years	7,924	10,164	18,088
55-64 years	10,284	24,221	34,505
65-74 years	8,503	49,634	58,137
75-84 years	5,530	34,367	39,897
85+ years	2,059	10,001	12,060
Race	50,029	139,072	189,101
White	33,249	91,602	124,851
Black	1,281	1,685	2,966
American Indian/Alaskan	206	410	616
Other	5,393	10,606	15,999
Unknown	9,900	34,769	44,669
Other race includes Asian, native Hawaiian/Pacific Islander, or other.			
Ethnicity	50,029	139,072	189,101
Hispanic	9,848	8,637	18,485
Non-Hispanic	21,095	64,084	85,179
Unknown	19,086	66,351	85,437
Gender	50,029	139,072	189,101
Female	26,088	76,527	102,615
Male	23,674	62,270	85,944
Unknown	267	275	542



COVID-19: Columbia County vaccine summary

Vaccination data through May 1, 2021 as of May 2, 2021 at 12:05 AM

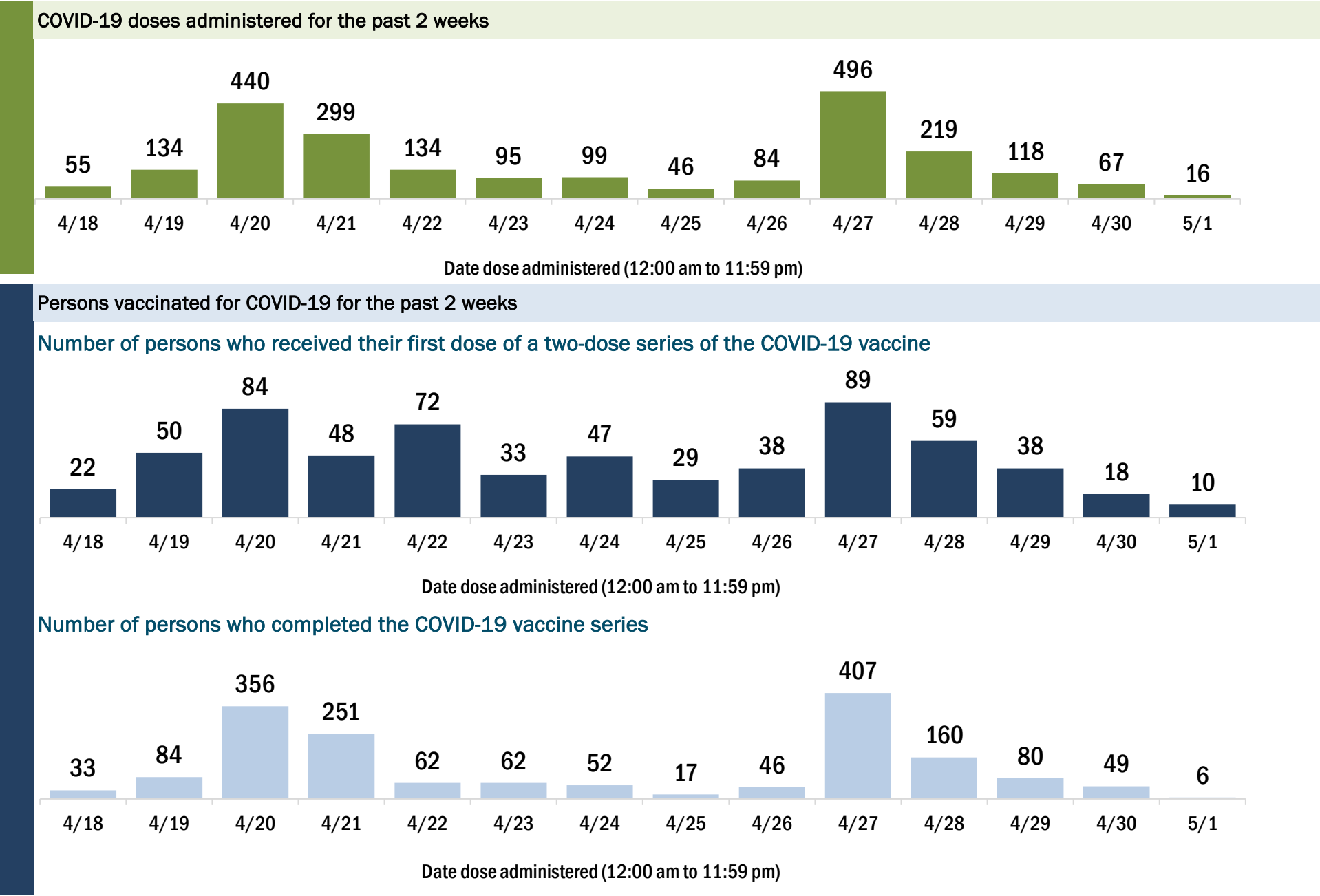
Data in this report are provisional and subject to change.

Data in this summary pertain to COVID-19 vaccines approved by the U.S. Food and Drug Administration and have been issued an Emergency Use Authorization (Janssen COVID-19 Vaccine, Moderna COVID-19 Vaccine and Pfizer-BioNTech COVID-19 Vaccine). These data summarize the number of people who have received either their first dose or have completed the series for a COVID-19 vaccine. **A person can only be counted in one category, first dose or series complete.** For persons receiving Moderna or Pfizer vaccines, once they receive their second dose, they are moved from the first dose column to the series completed column. **Because of this, the total first dose category may show a change from report to report not matching the total receiving their first dose from the previous day.** Persons receiving Johnson & Johnson vaccines will always be counted in the series completed column.

COVID-19 doses for vaccinated persons in Florida	
Doses administered	26,951
People receiving one dose of a 1-dose series (Johnson & Johnson) or receiving only one dose of a 2-dose series (Moderna, Pfizer) count once. Persons receiving both doses of a 2-dose series count twice.	

Current status of persons vaccinated for COVID-19 in Florida	
Total people vaccinated	15,986
First dose	3,403
Series completed	12,583
Completed 1-dose series	1,618
Completed 2-dose series	10,965
First dose: current number of people who have only received their first dose of the Moderna or Pfizer vaccine.	
Series complete: current number of people who have received both Moderna or Pfizer vaccine doses or one Johnson & Johnson dose and are considered fully immunized.	

Demographic summary	First dose	Series complete	Total people vaccinated
Age group	3,403	12,583	15,986
16-24 years	455	223	678
25-34 years	414	463	877
35-44 years	479	756	1,235
45-54 years	587	1,361	1,948
55-64 years	768	2,592	3,360
65-74 years	407	4,144	4,551
75-84 years	215	2,362	2,577
85+ years	78	682	760
Race	3,403	12,583	15,986
White	2,059	9,091	11,150
Black	590	1,363	1,953
American Indian/Alaskan	17	60	77
Other	333	852	1,185
Unknown	404	1,217	1,621
Other race includes Asian, native Hawaiian/Pacific Islander, or other.			
Ethnicity	3,403	12,583	15,986
Hispanic	242	396	638
Non-Hispanic	1,904	9,181	11,085
Unknown	1,257	3,006	4,263
Gender	3,403	12,583	15,986
Female	1,385	7,342	8,727
Male	2,008	5,241	7,249
Unknown	10	0	10



COVID-19: Dade County vaccine summary

Vaccination data through May 1, 2021 as of May 2, 2021 at 12:05 AM

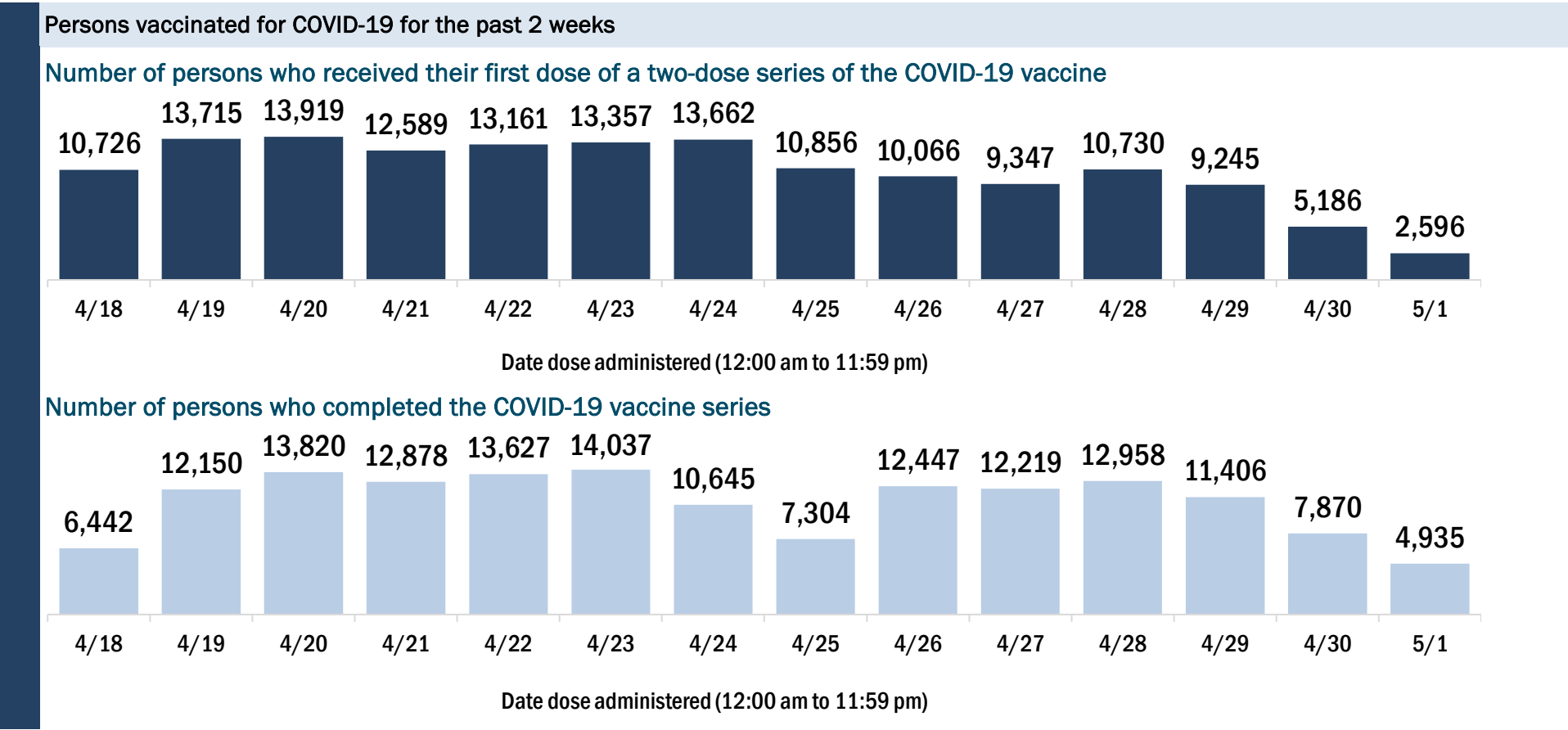
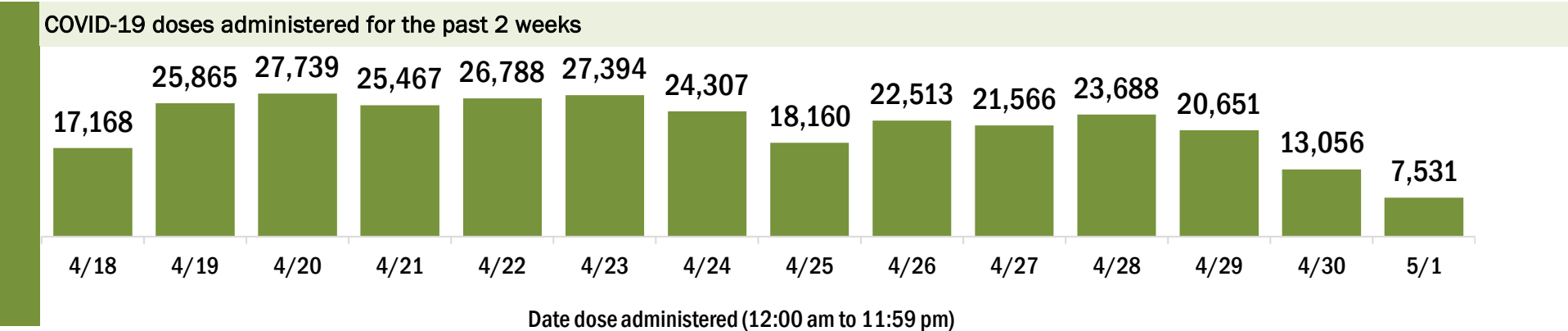
Data in this report are provisional and subject to change.

Data in this summary pertain to COVID-19 vaccines approved by the U.S. Food and Drug Administration and have been issued an Emergency Use Authorization (Janssen COVID-19 Vaccine, Moderna COVID-19 Vaccine and Pfizer-BioNTech COVID-19 Vaccine). These data summarize the number of people who have received either their first dose or have completed the series for a COVID-19 vaccine. **A person can only be counted in one category, first dose or series complete.** For persons receiving Moderna or Pfizer vaccines, once they receive their second dose, they are moved from the first dose column to the series completed column. **Because of this, the total first dose category may show a change from report to report not matching the total receiving their first dose from the previous day.** Persons receiving Johnson & Johnson vaccines will always be counted in the series completed column.

COVID-19 doses for vaccinated persons in Florida	
Doses administered	1,973,489
People receiving one dose of a 1-dose series (Johnson & Johnson) or receiving only one dose of a 2-dose series (Moderna, Pfizer) count once. Persons receiving both doses of a 2-dose series count twice.	

Current status of persons vaccinated for COVID-19 in Florida	
Total people vaccinated	1,240,734
First dose	405,874
Series completed	834,860
Completed 1-dose series	102,105
Completed 2-dose series	732,755
First dose: current number of people who have only received their first dose of the Moderna or Pfizer vaccine.	
Series complete: current number of people who have received both Moderna or Pfizer vaccine doses or one Johnson & Johnson dose and are considered fully immunized.	

Demographic summary	First dose	Series complete	Total people vaccinated
Age group	405,874	834,860	1,240,734
16-24 years	48,410	34,552	82,962
25-34 years	61,966	66,182	128,148
35-44 years	71,154	97,790	168,944
45-54 years	77,248	146,058	223,306
55-64 years	67,690	180,802	248,492
65-74 years	45,287	169,402	214,689
75-84 years	23,826	101,340	125,166
85+ years	10,293	38,734	49,027
Race	405,874	834,860	1,240,734
White	282,442	587,704	870,146
Black	24,551	56,176	80,727
American Indian/Alaskan	1,254	1,803	3,057
Other	46,400	89,434	135,834
Unknown	51,227	99,743	150,970
Other race includes Asian, native Hawaiian/Pacific Islander, or other.			
Ethnicity	405,874	834,860	1,240,734
Hispanic	223,251	408,839	632,090
Non-Hispanic	64,659	181,651	246,310
Unknown	117,964	244,370	362,334
Gender	405,874	834,860	1,240,734
Female	209,786	458,993	668,779
Male	194,205	374,469	568,674
Unknown	1,883	1,398	3,281



COVID-19: Desoto County vaccine summary

Vaccination data through May 1, 2021 as of May 2, 2021 at 12:05 AM

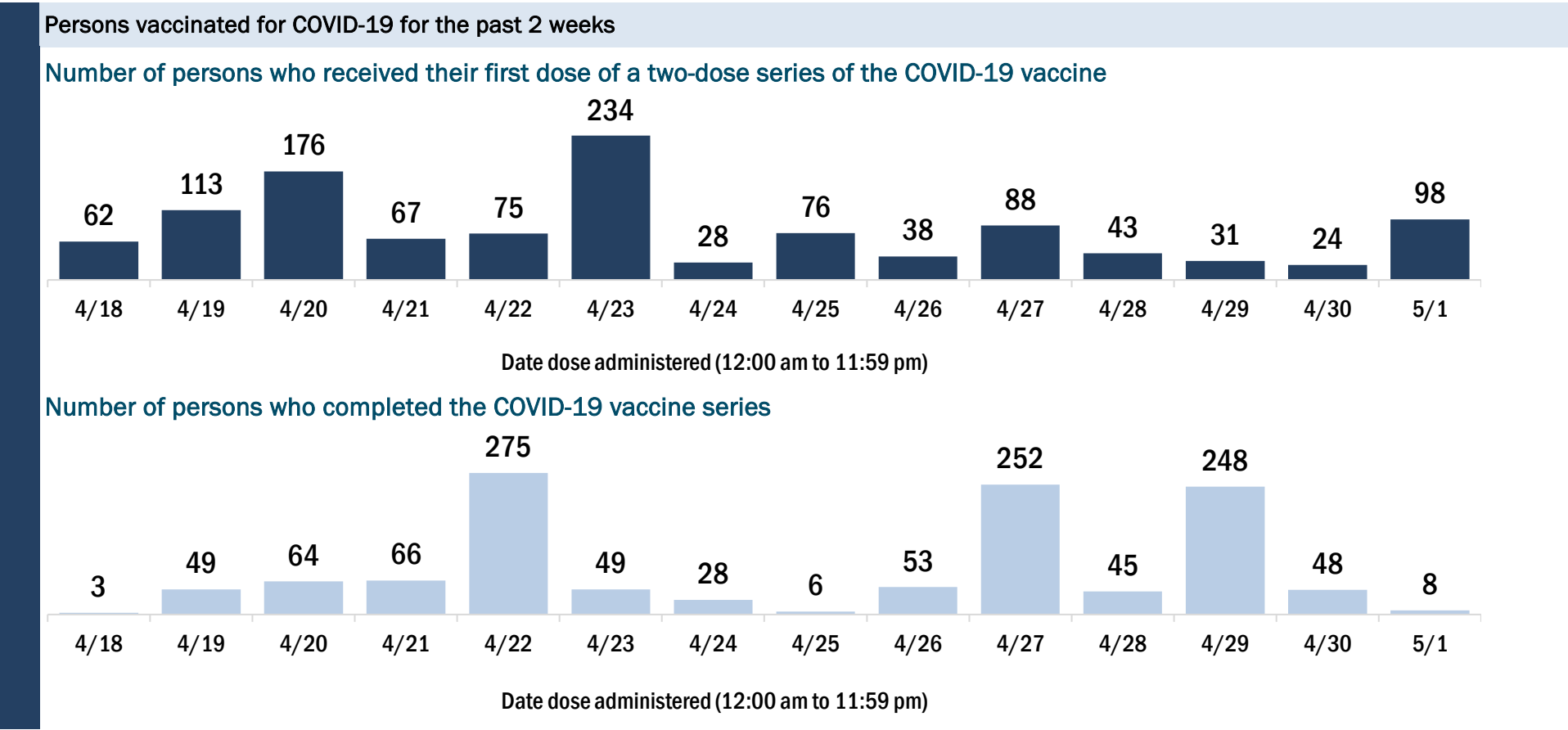
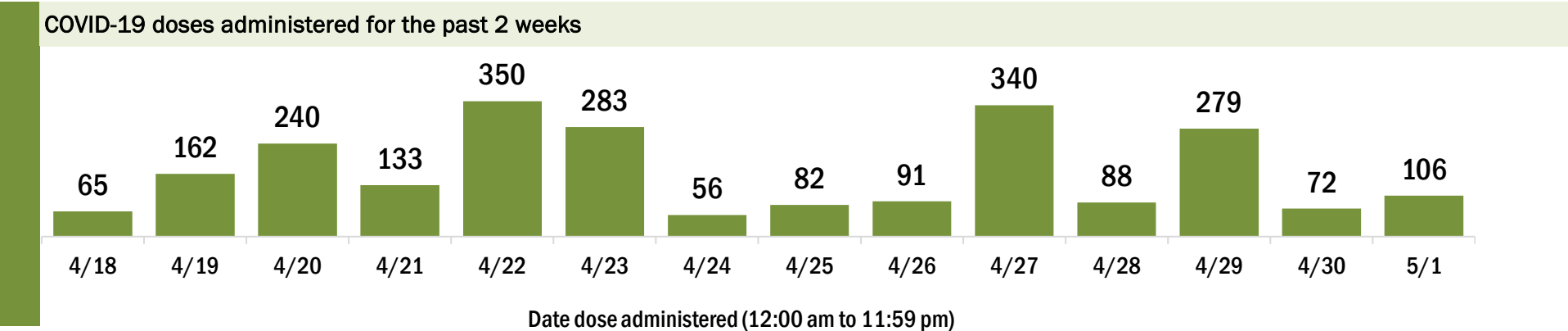
Data in this report are provisional and subject to change.

Data in this summary pertain to COVID-19 vaccines approved by the U.S. Food and Drug Administration and have been issued an Emergency Use Authorization (Janssen COVID-19 Vaccine, Moderna COVID-19 Vaccine and Pfizer-BioNTech COVID-19 Vaccine). These data summarize the number of people who have received either their first dose or have completed the series for a COVID-19 vaccine. **A person can only be counted in one category, first dose or series complete.** For persons receiving Moderna or Pfizer vaccines, once they receive their second dose, they are moved from the first dose column to the series completed column. **Because of this, the total first dose category may show a change from report to report not matching the total receiving their first dose from the previous day.** Persons receiving Johnson & Johnson vaccines will always be counted in the series completed column.

COVID-19 doses for vaccinated persons in Florida	
Doses administered	18,608
People receiving one dose of a 1-dose series (Johnson & Johnson) or receiving only one dose of a 2-dose series (Moderna, Pfizer) count once. Persons receiving both doses of a 2-dose series count twice.	

Current status of persons vaccinated for COVID-19 in Florida	
Total people vaccinated	11,903
First dose	4,681
Series completed	7,222
Completed 1-dose series	517
Completed 2-dose series	6,705
First dose: current number of people who have only received their first dose of the Moderna or Pfizer vaccine.	
Series complete: current number of people who have received both Moderna or Pfizer vaccine doses or one Johnson & Johnson dose and are considered fully immunized.	

Demographic summary	First dose	Series complete	Total people vaccinated
Age group	4,681	7,222	11,903
16-24 years	398	99	497
25-34 years	621	211	832
35-44 years	790	301	1,091
45-54 years	843	568	1,411
55-64 years	975	1,224	2,199
65-74 years	613	2,661	3,274
75-84 years	350	1,747	2,097
85+ years	91	411	502
Race	4,681	7,222	11,903
White	2,306	5,253	7,559
Black	449	394	843
American Indian/Alaskan	20	28	48
Other	1,124	629	1,753
Unknown	782	918	1,700
Other race includes Asian, native Hawaiian/Pacific Islander, or other.			
Ethnicity	4,681	7,222	11,903
Hispanic	1,466	540	2,006
Non-Hispanic	1,935	3,673	5,608
Unknown	1,280	3,009	4,289
Gender	4,681	7,222	11,903
Female	1,568	3,942	5,510
Male	3,113	3,279	6,392
Unknown	0	1	1



COVID-19: Dixie County vaccine summary

Vaccination data through May 1, 2021 as of May 2, 2021 at 12:05 AM

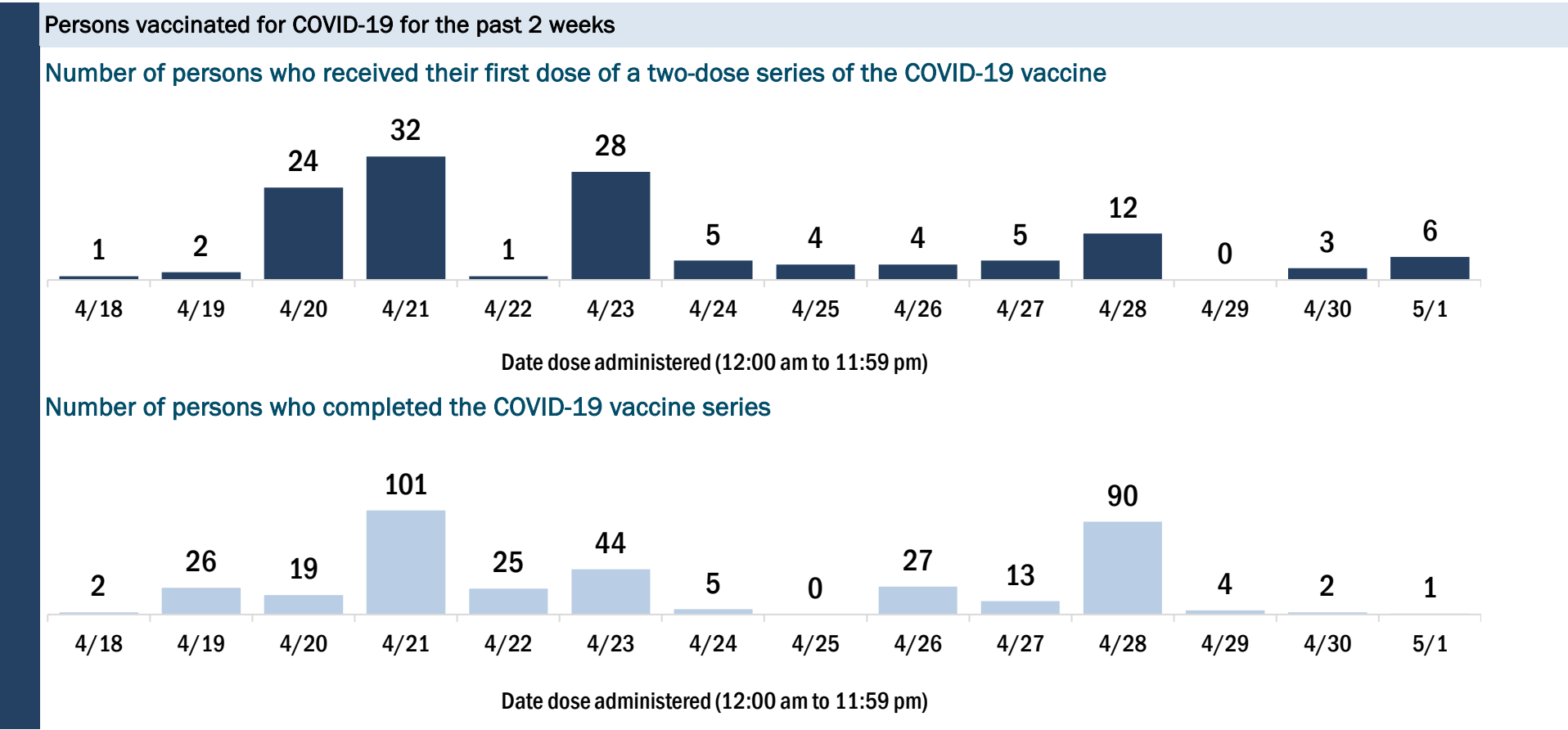
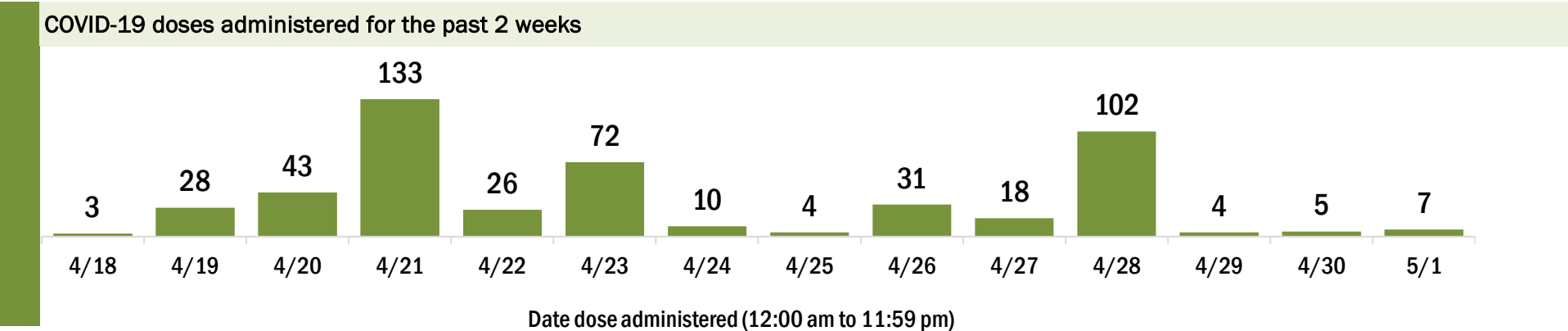
Data in this report are provisional and subject to change.

Data in this summary pertain to COVID-19 vaccines approved by the U.S. Food and Drug Administration and have been issued an Emergency Use Authorization (Janssen COVID-19 Vaccine, Moderna COVID-19 Vaccine and Pfizer-BioNTech COVID-19 Vaccine). These data summarize the number of people who have received either their first dose or have completed the series for a COVID-19 vaccine. **A person can only be counted in one category, first dose or series complete.** For persons receiving Moderna or Pfizer vaccines, once they receive their second dose, they are moved from the first dose column to the series completed column. **Because of this, the total first dose category may show a change from report to report not matching the total receiving their first dose from the previous day.** Persons receiving Johnson & Johnson vaccines will always be counted in the series completed column.

COVID-19 doses for vaccinated persons in Florida	
Doses administered	6,096
People receiving one dose of a 1-dose series (Johnson & Johnson) or receiving only one dose of a 2-dose series (Moderna, Pfizer) count once. Persons receiving both doses of a 2-dose series count twice.	

Current status of persons vaccinated for COVID-19 in Florida	
Total people vaccinated	3,812
First dose	1,178
Series completed	2,634
Completed 1-dose series	350
Completed 2-dose series	2,284
First dose: current number of people who have only received their first dose of the Moderna or Pfizer vaccine.	
Series complete: current number of people who have received both Moderna or Pfizer vaccine doses or one Johnson & Johnson dose and are considered fully immunized.	

Demographic summary	First dose	Series complete	Total people vaccinated
Age group	1,178	2,634	3,812
16-24 years	40	23	63
25-34 years	94	36	130
35-44 years	212	85	297
45-54 years	262	161	423
55-64 years	309	566	875
65-74 years	159	1,037	1,196
75-84 years	77	580	657
85+ years	25	146	171
Race	1,178	2,634	3,812
White	839	2,306	3,145
Black	258	105	363
American Indian/Alaskan	7	14	21
Other	45	73	118
Unknown	29	136	165
Other race includes Asian, native Hawaiian/Pacific Islander, or other.			
Ethnicity	1,178	2,634	3,812
Hispanic	37	50	87
Non-Hispanic	958	2,007	2,965
Unknown	183	577	760
Gender	1,178	2,634	3,812
Female	298	1,396	1,694
Male	880	1,238	2,118
Unknown	0	0	0



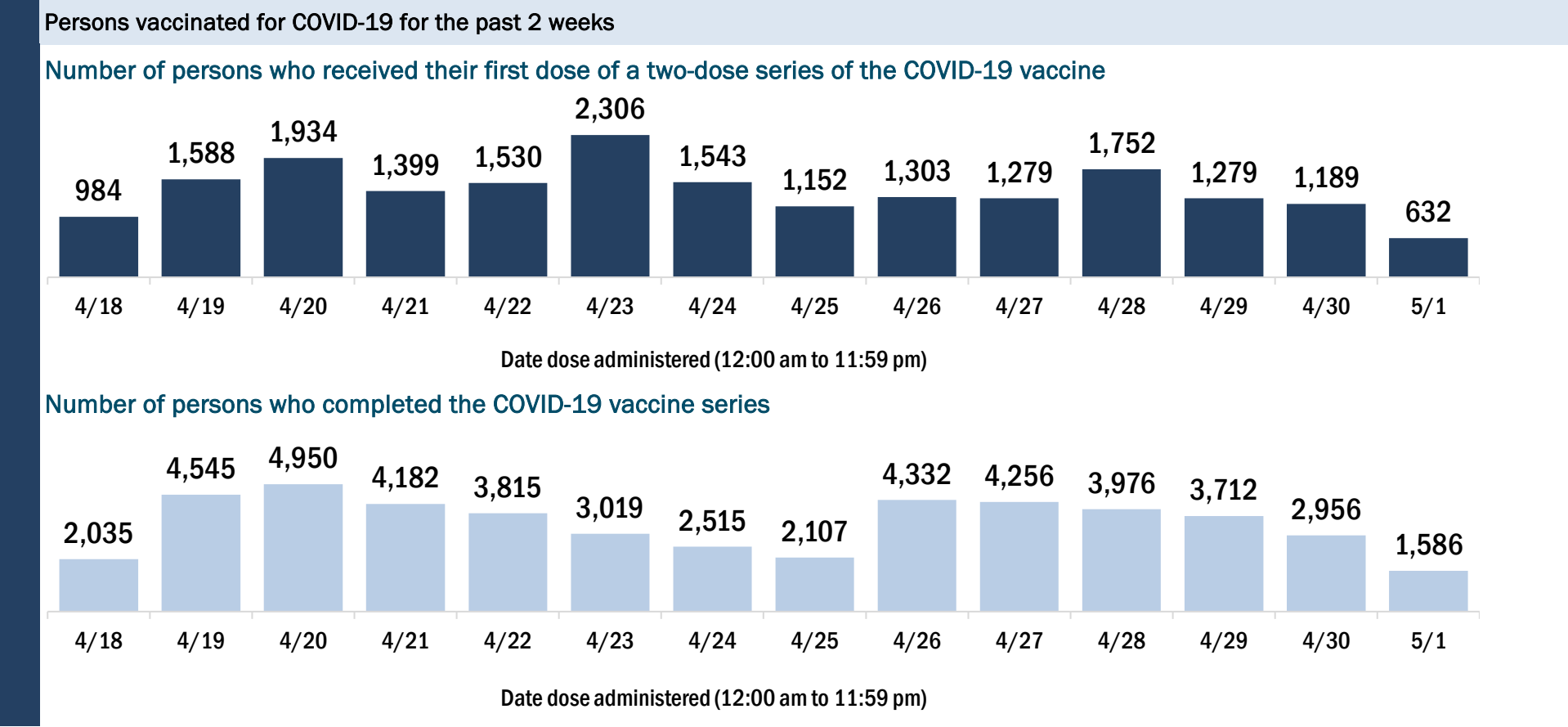
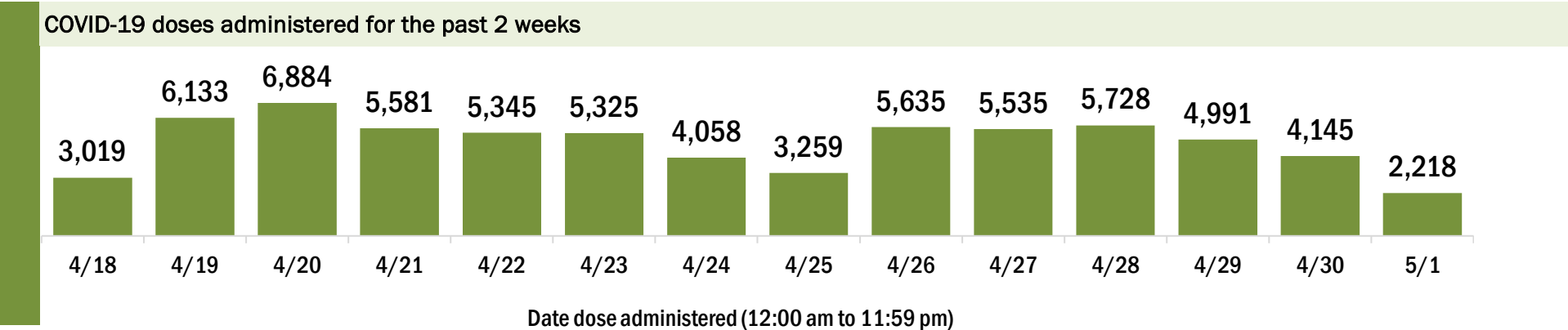
COVID-19: Duval County vaccine summary

Vaccination data through May 1, 2021 as of May 2, 2021 at 12:05 AM

Data in this report are provisional and subject to change.

Data in this summary pertain to COVID-19 vaccines approved by the U.S. Food and Drug Administration and have been issued an Emergency Use Authorization (Janssen COVID-19 Vaccine, Moderna COVID-19 Vaccine and Pfizer-BioNTech COVID-19 Vaccine). These data summarize the number of people who have received either their first dose or have completed the series for a COVID-19 vaccine. **A person can only be counted in one category, first dose or series complete.** For persons receiving Moderna or Pfizer vaccines, once they receive their second dose, they are moved from the first dose column to the series completed column. **Because of this, the total first dose category may show a change from report to report not matching the total receiving their first dose from the previous day.** Persons receiving Johnson & Johnson vaccines will always be counted in the series completed column.

COVID-19 doses for vaccinated persons in Florida		Demographic summary			
Doses administered	555,054	First dose	Series complete	Total people vaccinated	
People receiving one dose of a 1-dose series (Johnson & Johnson) or receiving only one dose of a 2-dose series (Moderna, Pfizer) count once. Persons receiving both doses of a 2-dose series count twice.		Age group	75,201	252,006	327,207
		16-24 years	9,296	10,217	19,513
		25-34 years	12,631	22,184	34,815
		35-44 years	12,112	28,220	40,332
		45-54 years	11,223	38,583	49,806
		55-64 years	12,267	57,251	69,518
		65-74 years	10,899	59,514	70,413
		75-84 years	4,683	26,854	31,537
		85+ years	2,090	9,183	11,273
		Race	75,201	252,006	327,207
		White	37,525	146,406	183,931
		Black	11,443	42,508	53,951
		American Indian/Alaskan	241	605	846
		Other	12,328	31,499	43,827
		Unknown	13,664	30,988	44,652
		Other race includes Asian, native Hawaiian/Pacific Islander, or other.			
		Ethnicity	75,201	252,006	327,207
		Hispanic	6,869	13,567	20,436
		Non-Hispanic	46,030	182,332	228,362
		Unknown	22,302	56,107	78,409
		Gender	75,201	252,006	327,207
		Female	38,852	143,863	182,715
		Male	33,903	107,977	141,880
		Unknown	2,446	166	2,612



COVID-19: Escambia County vaccine summary

Vaccination data through May 1, 2021 as of May 2, 2021 at 12:05 AM

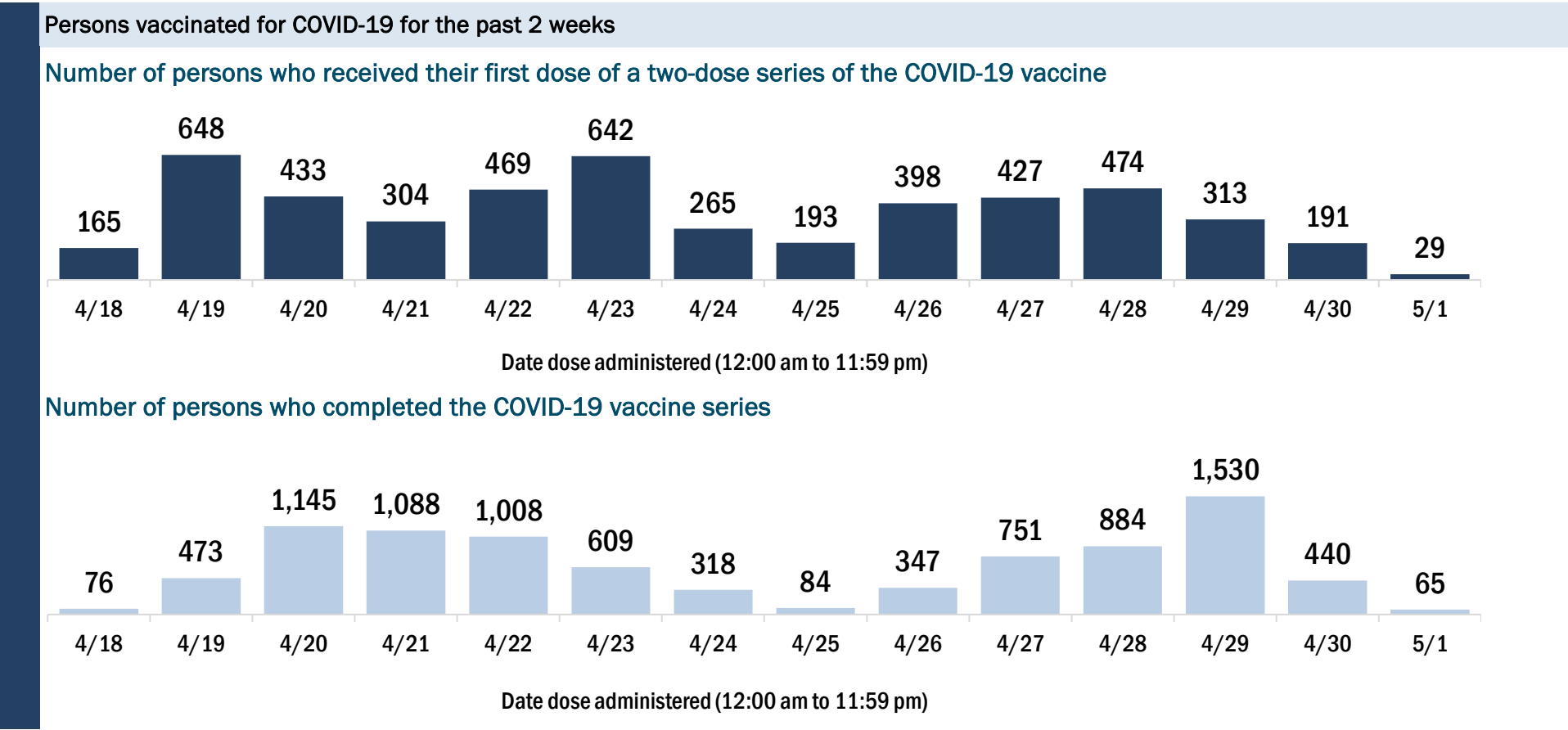
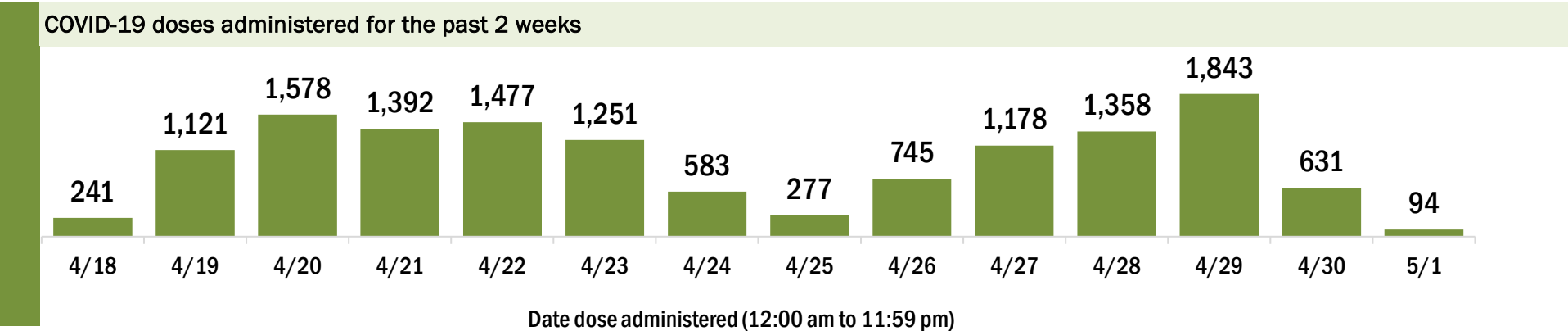
Data in this report are provisional and subject to change.

Data in this summary pertain to COVID-19 vaccines approved by the U.S. Food and Drug Administration and have been issued an Emergency Use Authorization (Janssen COVID-19 Vaccine, Moderna COVID-19 Vaccine and Pfizer-BioNTech COVID-19 Vaccine). These data summarize the number of people who have received either their first dose or have completed the series for a COVID-19 vaccine. **A person can only be counted in one category, first dose or series complete.** For persons receiving Moderna or Pfizer vaccines, once they receive their second dose, they are moved from the first dose column to the series completed column. **Because of this, the total first dose category may show a change from report to report not matching the total receiving their first dose from the previous day.** Persons receiving Johnson & Johnson vaccines will always be counted in the series completed column.

COVID-19 doses for vaccinated persons in Florida	
Doses administered	162,532
People receiving one dose of a 1-dose series (Johnson & Johnson) or receiving only one dose of a 2-dose series (Moderna, Pfizer) count once. Persons receiving both doses of a 2-dose series count twice.	

Current status of persons vaccinated for COVID-19 in Florida	
Total people vaccinated	97,870
First dose	26,046
Series completed	71,824
Completed 1-dose series	7,162
Completed 2-dose series	64,662
First dose: current number of people who have only received their first dose of the Moderna or Pfizer vaccine.	
Series complete: current number of people who have received both Moderna or Pfizer vaccine doses or one Johnson & Johnson dose and are considered fully immunized.	

Demographic summary	First dose	Series complete	Total people vaccinated
Age group	26,046	71,824	97,870
16-24 years	3,388	1,857	5,245
25-34 years	4,286	4,013	8,299
35-44 years	3,758	5,434	9,192
45-54 years	3,570	8,818	12,388
55-64 years	4,369	16,629	20,998
65-74 years	3,811	20,345	24,156
75-84 years	2,046	10,836	12,882
85+ years	818	3,892	4,710
Race	26,046	71,824	97,870
White	13,772	44,014	57,786
Black	3,491	10,748	14,239
American Indian/Alaskan	138	540	678
Other	2,701	6,606	9,307
Unknown	5,944	9,916	15,860
Other race includes Asian, native Hawaiian/Pacific Islander, or other.			
Ethnicity	26,046	71,824	97,870
Hispanic	1,161	1,789	2,950
Non-Hispanic	15,638	50,754	66,392
Unknown	9,247	19,281	28,528
Gender	26,046	71,824	97,870
Female	14,112	42,069	56,181
Male	11,859	29,680	41,539
Unknown	75	75	150



COVID-19: Flagler County vaccine summary

Vaccination data through May 1, 2021 as of May 2, 2021 at 12:05 AM

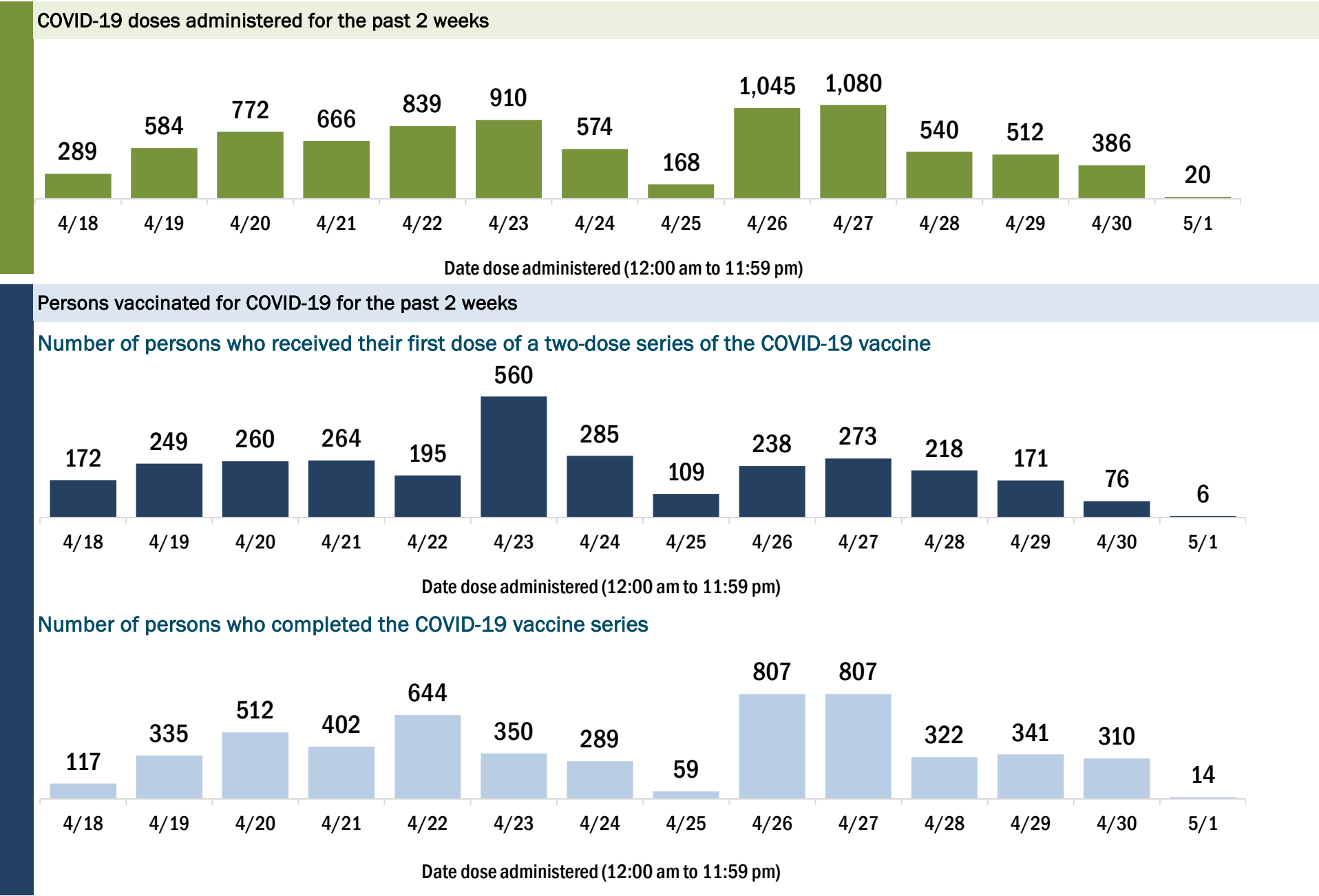
Data in this report are provisional and subject to change.

Data in this summary pertain to COVID-19 vaccines approved by the U.S. Food and Drug Administration and have been issued an Emergency Use Authorization (Janssen COVID-19 Vaccine, Moderna COVID-19 Vaccine and Pfizer-BioNTech COVID-19 Vaccine). These data summarize the number of people who have received either their first dose or have completed the series for a COVID-19 vaccine. **A person can only be counted in one category, first dose or series complete.** For persons receiving Moderna or Pfizer vaccines, once they receive their second dose, they are moved from the first dose column to the series completed column. **Because of this, the total first dose category may show a change from report to report not matching the total receiving their first dose from the previous day.** Persons receiving Johnson & Johnson vaccines will always be counted in the series completed column.

COVID-19 doses for vaccinated persons in Florida	
Doses administered	87,827
People receiving one dose of a 1-dose series (Johnson & Johnson) or receiving only one dose of a 2-dose series (Moderna, Pfizer) count once. Persons receiving both doses of a 2-dose series count twice.	

Current status of persons vaccinated for COVID-19 in Florida	
Total people vaccinated	51,727
First dose	13,424
Series completed	38,303
Completed 1-dose series	2,203
Completed 2-dose series	36,100
First dose: current number of people who have only received their first dose of the Moderna or Pfizer vaccine.	
Series complete: current number of people who have received both Moderna or Pfizer vaccine doses or one Johnson & Johnson dose and are considered fully immunized.	

Demographic summary	First dose	Series complete	Total people vaccinated
Age group	13,424	38,303	51,727
16-24 years	1,314	496	1,810
25-34 years	1,180	866	2,046
35-44 years	1,625	1,626	3,251
45-54 years	2,264	3,096	5,360
55-64 years	3,017	7,268	10,285
65-74 years	2,193	14,368	16,561
75-84 years	1,351	8,312	9,663
85+ years	480	2,271	2,751
Race	13,424	38,303	51,727
White	8,438	25,849	34,287
Black	937	2,499	3,436
American Indian/Alaskan	102	219	321
Other	1,235	3,451	4,686
Unknown	2,712	6,285	8,997
Other race includes Asian, native Hawaiian/Pacific Islander, or other.			
Ethnicity	13,424	38,303	51,727
Hispanic	1,412	2,124	3,536
Non-Hispanic	7,804	23,235	31,039
Unknown	4,208	12,944	17,152
Gender	13,424	38,303	51,727
Female	7,031	21,567	28,598
Male	6,222	16,552	22,774
Unknown	171	184	355



COVID-19: Franklin County vaccine summary

Vaccination data through May 1, 2021 as of May 2, 2021 at 12:05 AM

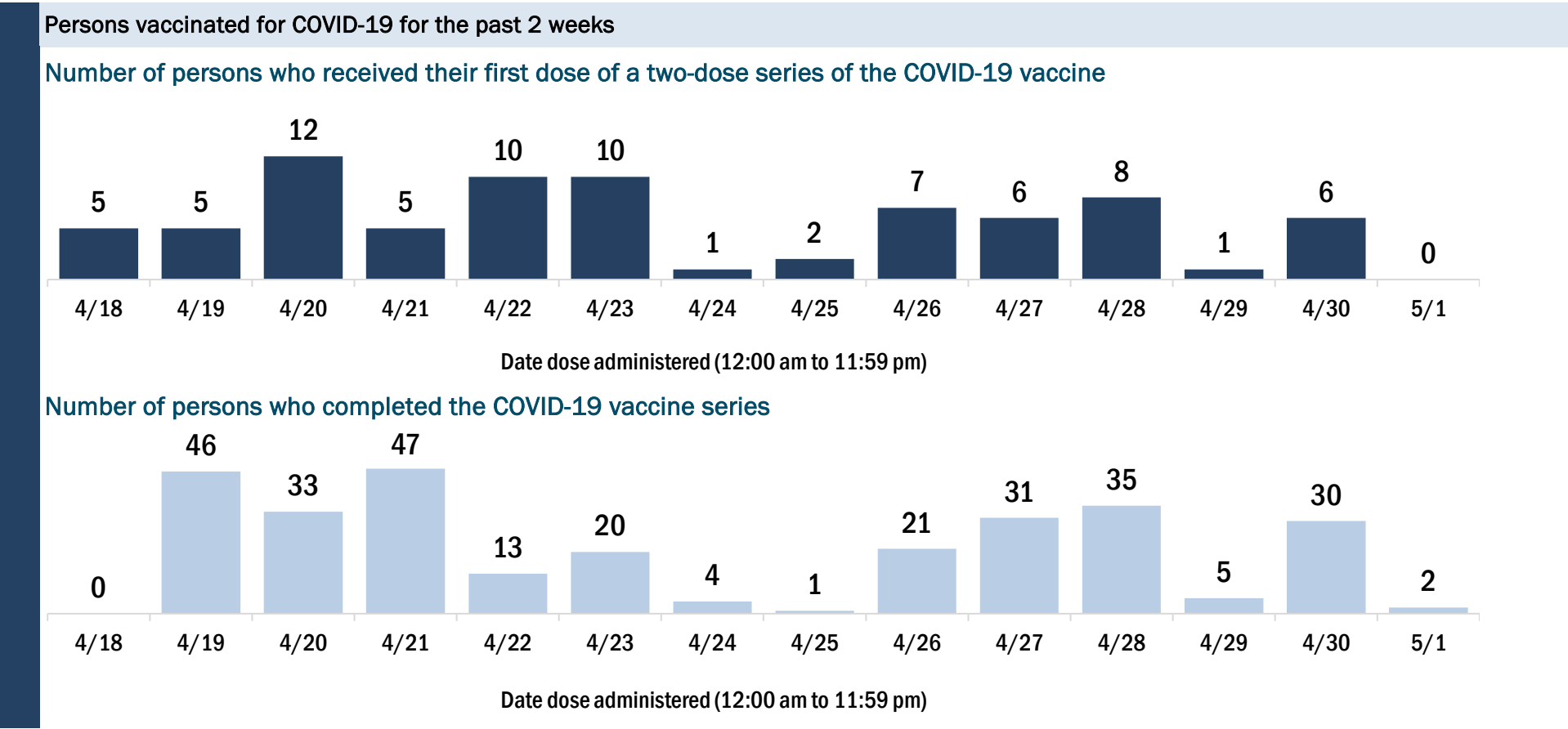
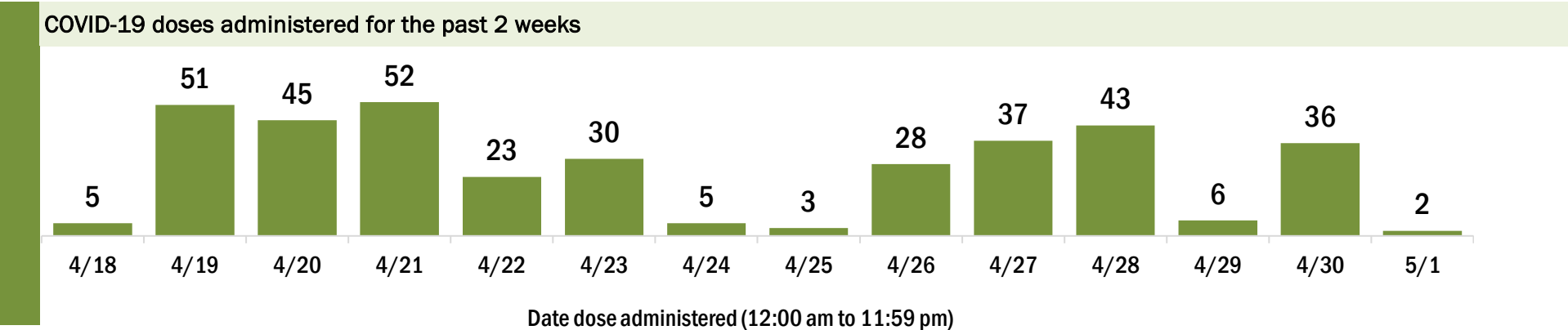
Data in this report are provisional and subject to change.

Data in this summary pertain to COVID-19 vaccines approved by the U.S. Food and Drug Administration and have been issued an Emergency Use Authorization (Janssen COVID-19 Vaccine, Moderna COVID-19 Vaccine and Pfizer-BioNTech COVID-19 Vaccine). These data summarize the number of people who have received either their first dose or have completed the series for a COVID-19 vaccine. **A person can only be counted in one category, first dose or series complete.** For persons receiving Moderna or Pfizer vaccines, once they receive their second dose, they are moved from the first dose column to the series completed column. **Because of this, the total first dose category may show a change from report to report not matching the total receiving their first dose from the previous day.** Persons receiving Johnson & Johnson vaccines will always be counted in the series completed column.

COVID-19 doses for vaccinated persons in Florida	
Doses administered	7,049
People receiving one dose of a 1-dose series (Johnson & Johnson) or receiving only one dose of a 2-dose series (Moderna, Pfizer) count once. Persons receiving both doses of a 2-dose series count twice.	

Current status of persons vaccinated for COVID-19 in Florida	
Total people vaccinated	3,990
First dose	841
Series completed	3,149
Completed 1-dose series	90
Completed 2-dose series	3,059
First dose: current number of people who have only received their first dose of the Moderna or Pfizer vaccine.	
Series complete: current number of people who have received both Moderna or Pfizer vaccine doses or one Johnson & Johnson dose and are considered fully immunized.	

Demographic summary	First dose	Series complete	Total people vaccinated
Age group	841	3,149	3,990
16-24 years	41	19	60
25-34 years	115	51	166
35-44 years	149	100	249
45-54 years	153	253	406
55-64 years	192	692	884
65-74 years	132	1,306	1,438
75-84 years	48	608	656
85+ years	11	120	131
Race	841	3,149	3,990
White	606	2,816	3,422
Black	170	147	317
American Indian/Alaskan	1	8	9
Other	34	120	154
Unknown	30	58	88
Other race includes Asian, native Hawaiian/Pacific Islander, or other.			
Ethnicity	841	3,149	3,990
Hispanic	12	46	58
Non-Hispanic	440	2,709	3,149
Unknown	389	394	783
Gender	841	3,149	3,990
Female	279	1,667	1,946
Male	562	1,482	2,044
Unknown	0	0	0



COVID-19: Gadsden County vaccine summary

Vaccination data through May 1, 2021 as of May 2, 2021 at 12:05 AM

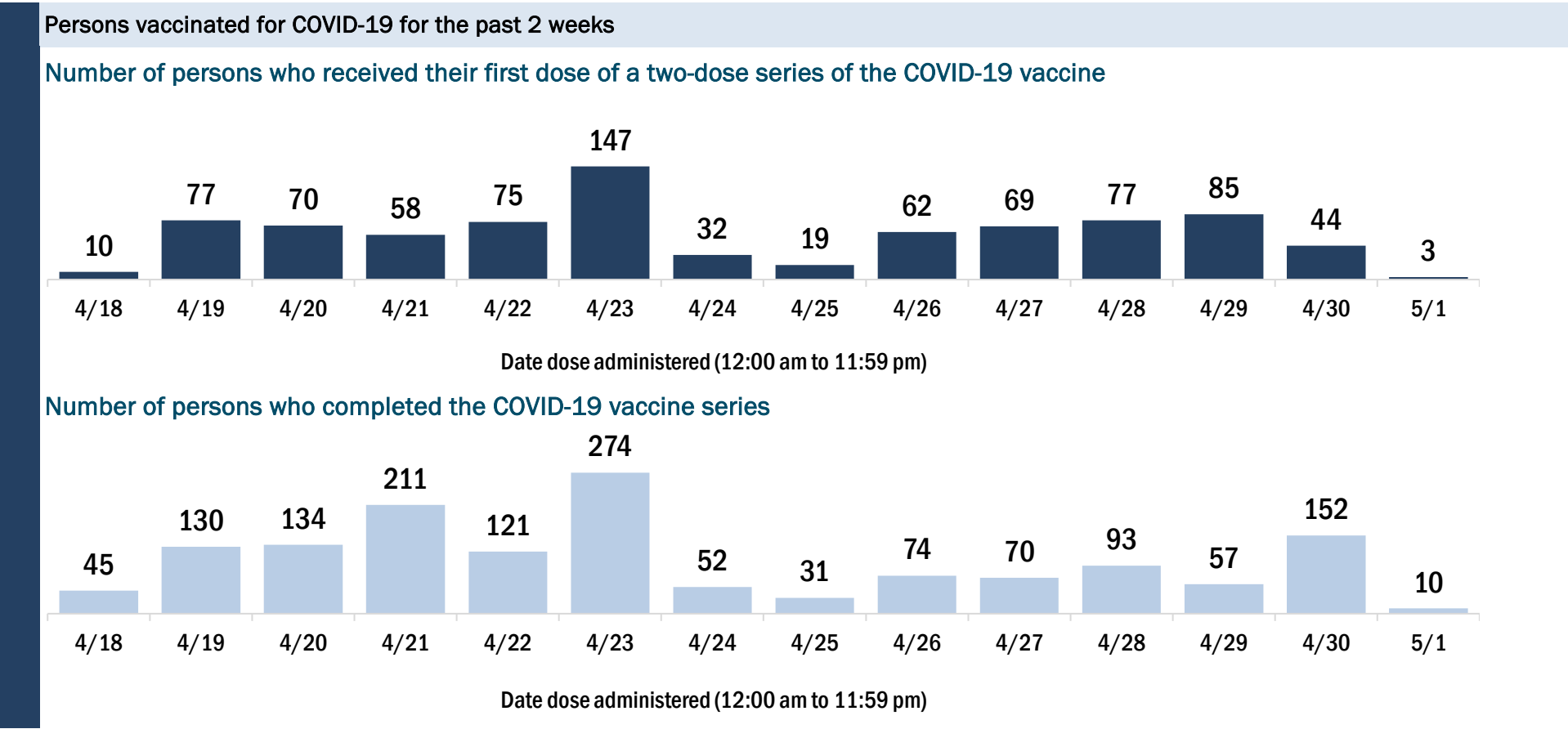
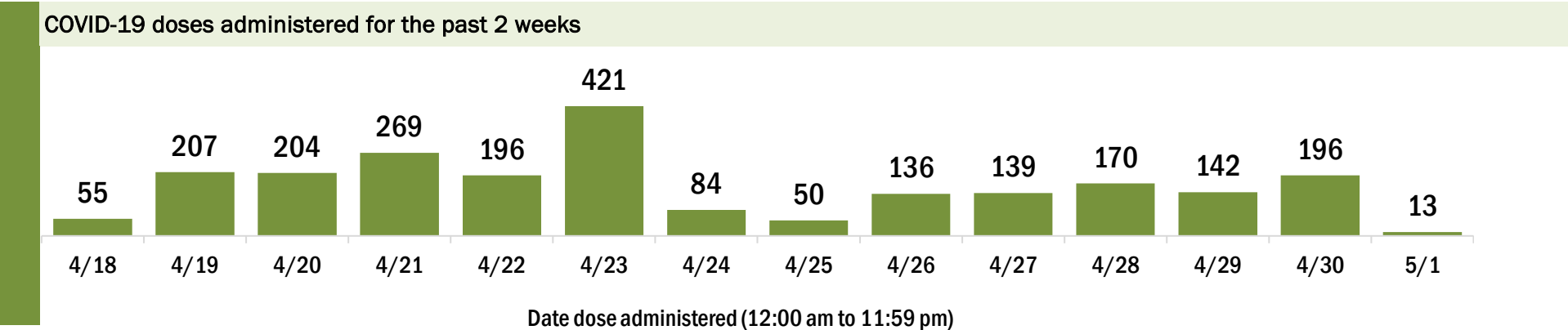
Data in this report are provisional and subject to change.

Data in this summary pertain to COVID-19 vaccines approved by the U.S. Food and Drug Administration and have been issued an Emergency Use Authorization (Janssen COVID-19 Vaccine, Moderna COVID-19 Vaccine and Pfizer-BioNTech COVID-19 Vaccine). These data summarize the number of people who have received either their first dose or have completed the series for a COVID-19 vaccine. **A person can only be counted in one category, first dose or series complete.** For persons receiving Moderna or Pfizer vaccines, once they receive their second dose, they are moved from the first dose column to the series completed column. **Because of this, the total first dose category may show a change from report to report not matching the total receiving their first dose from the previous day.** Persons receiving Johnson & Johnson vaccines will always be counted in the series completed column.

COVID-19 doses for vaccinated persons in Florida	
Doses administered	27,648
People receiving one dose of a 1-dose series (Johnson & Johnson) or receiving only one dose of a 2-dose series (Moderna, Pfizer) count once. Persons receiving both doses of a 2-dose series count twice.	

Current status of persons vaccinated for COVID-19 in Florida	
Total people vaccinated	16,623
First dose	3,881
Series completed	12,742
Completed 1-dose series	1,717
Completed 2-dose series	11,025
First dose: current number of people who have only received their first dose of the Moderna or Pfizer vaccine.	
Series complete: current number of people who have received both Moderna or Pfizer vaccine doses or one Johnson & Johnson dose and are considered fully immunized.	

Demographic summary	First dose	Series complete	Total people vaccinated
Age group	3,881	12,742	16,623
16-24 years	326	222	548
25-34 years	418	677	1,095
35-44 years	752	1,115	1,867
45-54 years	824	1,761	2,585
55-64 years	828	2,966	3,794
65-74 years	445	3,686	4,131
75-84 years	210	1,742	1,952
85+ years	78	573	651
Race	3,881	12,742	16,623
White	1,097	4,734	5,831
Black	1,644	5,436	7,080
American Indian/Alaskan	5	28	33
Other	642	1,669	2,311
Unknown	493	875	1,368
Other race includes Asian, native Hawaiian/Pacific Islander, or other.			
Ethnicity	3,881	12,742	16,623
Hispanic	576	454	1,030
Non-Hispanic	2,336	9,643	11,979
Unknown	969	2,645	3,614
Gender	3,881	12,742	16,623
Female	1,954	7,940	9,894
Male	1,927	4,802	6,729
Unknown	0	0	0



COVID-19: Gilchrist County vaccine summary

Vaccination data through May 1, 2021 as of May 2, 2021 at 12:05 AM

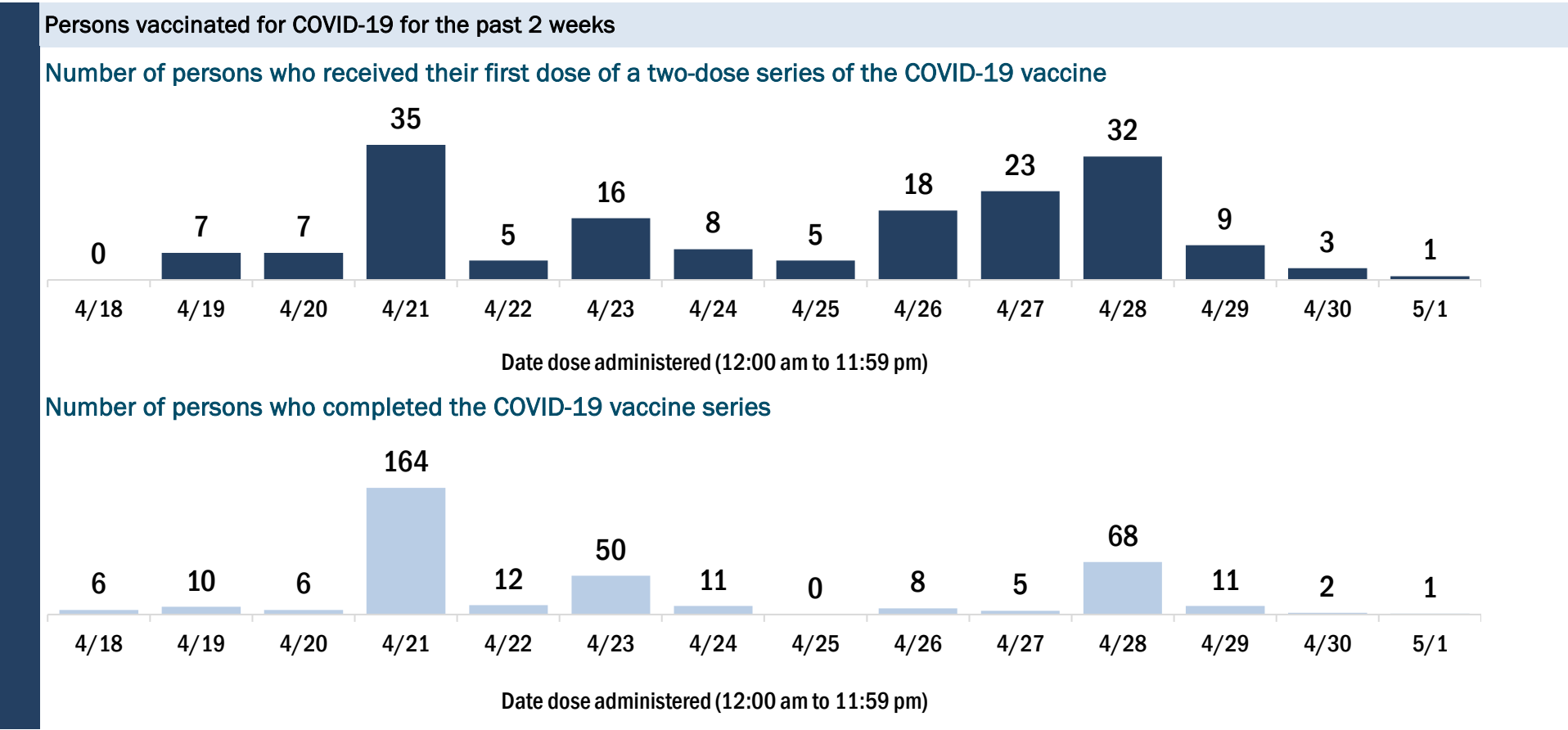
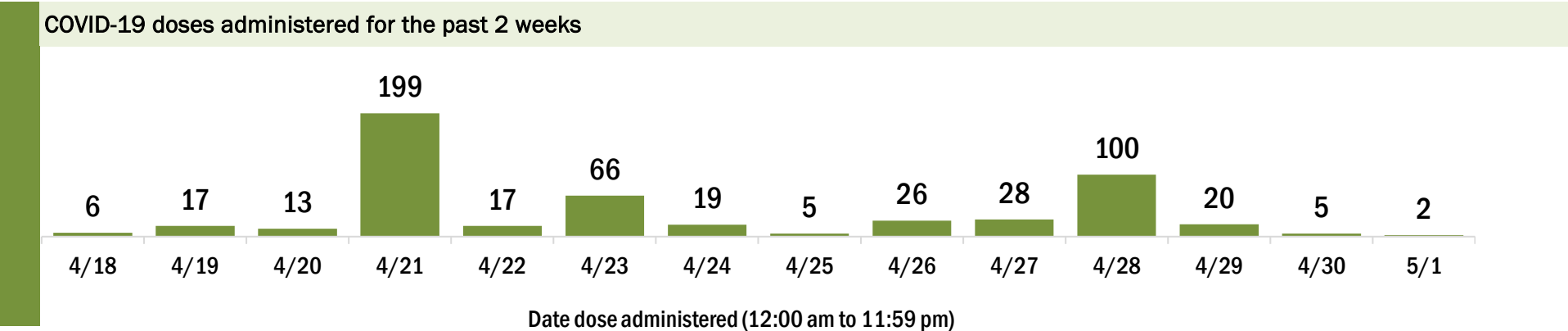
Data in this report are provisional and subject to change.

Data in this summary pertain to COVID-19 vaccines approved by the U.S. Food and Drug Administration and have been issued an Emergency Use Authorization (Janssen COVID-19 Vaccine, Moderna COVID-19 Vaccine and Pfizer-BioNTech COVID-19 Vaccine). These data summarize the number of people who have received either their first dose or have completed the series for a COVID-19 vaccine. **A person can only be counted in one category, first dose or series complete.** For persons receiving Moderna or Pfizer vaccines, once they receive their second dose, they are moved from the first dose column to the series completed column. **Because of this, the total first dose category may show a change from report to report not matching the total receiving their first dose from the previous day.** Persons receiving Johnson & Johnson vaccines will always be counted in the series completed column.

COVID-19 doses for vaccinated persons in Florida	
Doses administered	6,467
People receiving one dose of a 1-dose series (Johnson & Johnson) or receiving only one dose of a 2-dose series (Moderna, Pfizer) count once. Persons receiving both doses of a 2-dose series count twice.	

Current status of persons vaccinated for COVID-19 in Florida	
Total people vaccinated	3,847
First dose	810
Series completed	3,037
Completed 1-dose series	417
Completed 2-dose series	2,620
First dose: current number of people who have only received their first dose of the Moderna or Pfizer vaccine.	
Series complete: current number of people who have received both Moderna or Pfizer vaccine doses or one Johnson & Johnson dose and are considered fully immunized.	

Demographic summary	First dose	Series complete	Total people vaccinated
Age group	810	3,037	3,847
16-24 years	48	60	108
25-34 years	75	91	166
35-44 years	125	142	267
45-54 years	142	290	432
55-64 years	198	635	833
65-74 years	150	999	1,149
75-84 years	52	619	671
85+ years	20	201	221
Race	810	3,037	3,847
White	587	2,222	2,809
Black	45	50	95
American Indian/Alaskan	4	10	14
Other	62	222	284
Unknown	112	533	645
Other race includes Asian, native Hawaiian/Pacific Islander, or other.			
Ethnicity	810	3,037	3,847
Hispanic	61	69	130
Non-Hispanic	420	1,440	1,860
Unknown	329	1,528	1,857
Gender	810	3,037	3,847
Female	397	1,776	2,173
Male	413	1,260	1,673
Unknown	0	1	1



COVID-19: Glades County vaccine summary

Vaccination data through May 1, 2021 as of May 2, 2021 at 12:05 AM

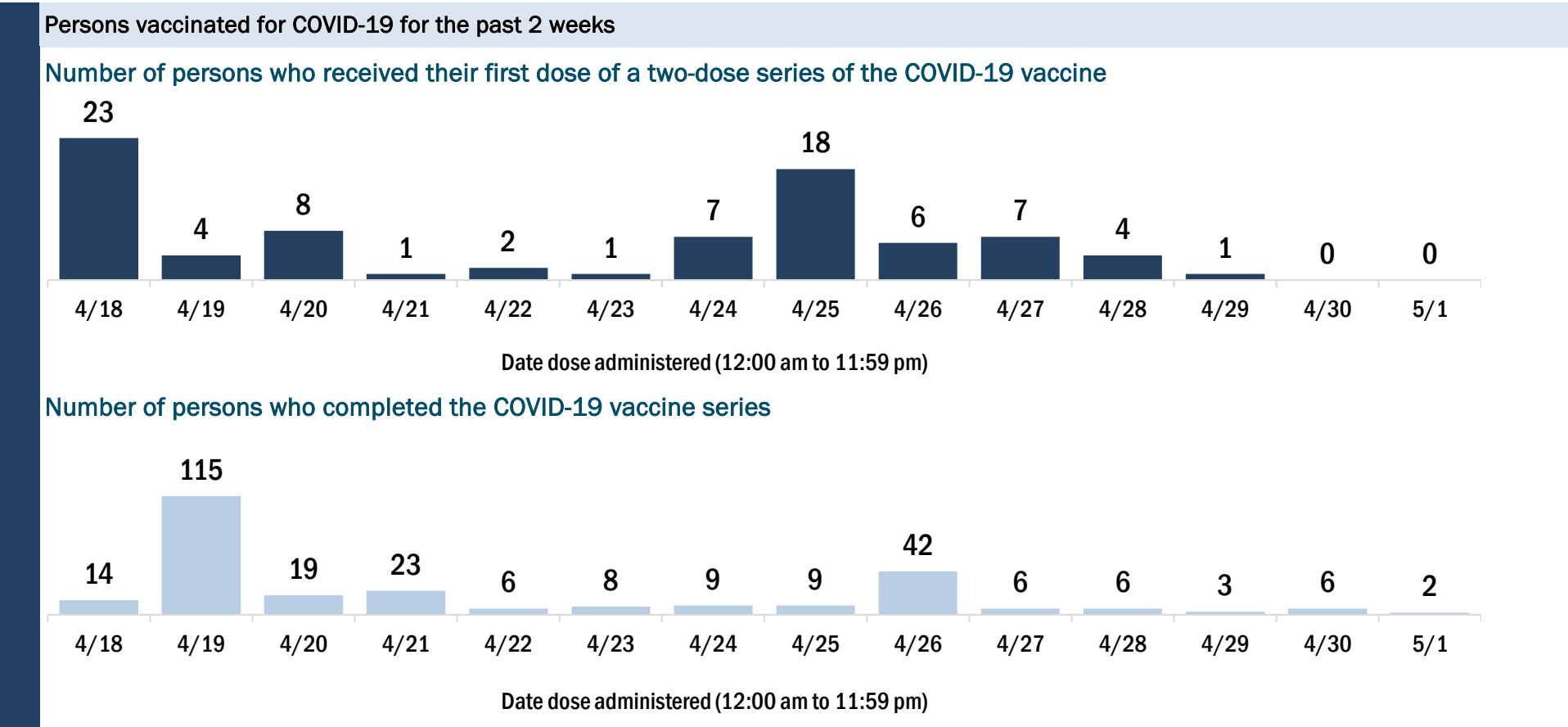
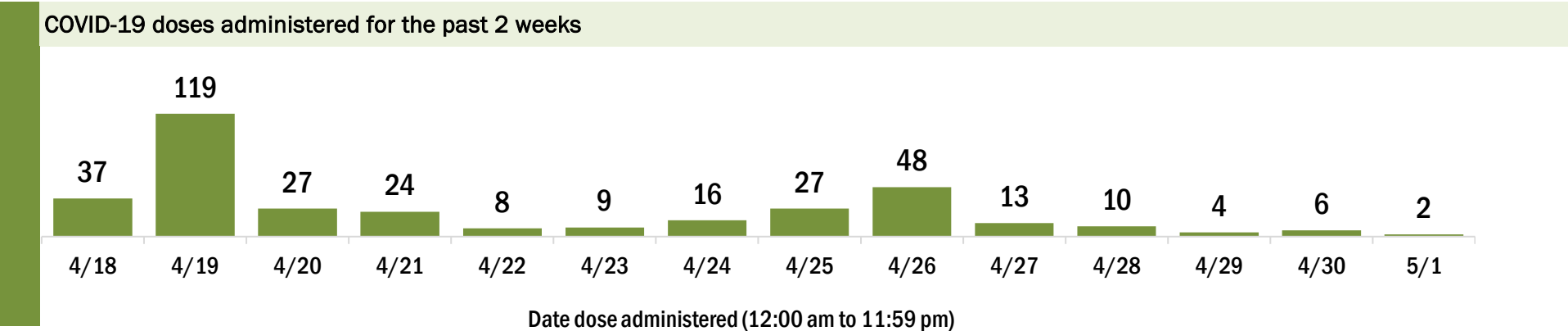
Data in this report are provisional and subject to change.

Data in this summary pertain to COVID-19 vaccines approved by the U.S. Food and Drug Administration and have been issued an Emergency Use Authorization (Janssen COVID-19 Vaccine, Moderna COVID-19 Vaccine and Pfizer-BioNTech COVID-19 Vaccine). These data summarize the number of people who have received either their first dose or have completed the series for a COVID-19 vaccine. **A person can only be counted in one category, first dose or series complete.** For persons receiving Moderna or Pfizer vaccines, once they receive their second dose, they are moved from the first dose column to the series completed column. **Because of this, the total first dose category may show a change from report to report not matching the total receiving their first dose from the previous day.** Persons receiving Johnson & Johnson vaccines will always be counted in the series completed column.

COVID-19 doses for vaccinated persons in Florida	
Doses administered	4,923
People receiving one dose of a 1-dose series (Johnson & Johnson) or receiving only one dose of a 2-dose series (Moderna, Pfizer) count once. Persons receiving both doses of a 2-dose series count twice.	

Current status of persons vaccinated for COVID-19 in Florida	
Total people vaccinated	2,974
First dose	793
Series completed	2,181
Completed 1-dose series	232
Completed 2-dose series	1,949
First dose: current number of people who have only received their first dose of the Moderna or Pfizer vaccine.	
Series complete: current number of people who have received both Moderna or Pfizer vaccine doses or one Johnson & Johnson dose and are considered fully immunized.	

Demographic summary	First dose	Series complete	Total people vaccinated
Age group	793	2,181	2,974
16-24 years	119	13	132
25-34 years	236	51	287
35-44 years	132	78	210
45-54 years	96	153	249
55-64 years	93	374	467
65-74 years	59	826	885
75-84 years	47	577	624
85+ years	11	109	120
Race	793	2,181	2,974
White	676	1,608	2,284
Black	33	112	145
American Indian/Alaskan	1	18	19
Other	26	115	141
Unknown	57	328	385
Other race includes Asian, native Hawaiian/Pacific Islander, or other.			
Ethnicity	793	2,181	2,974
Hispanic	478	115	593
Non-Hispanic	170	1,022	1,192
Unknown	145	1,044	1,189
Gender	793	2,181	2,974
Female	174	1,022	1,196
Male	619	1,159	1,778
Unknown	0	0	0



COVID-19: Gulf County vaccine summary

Vaccination data through May 1, 2021 as of May 2, 2021 at 12:05 AM

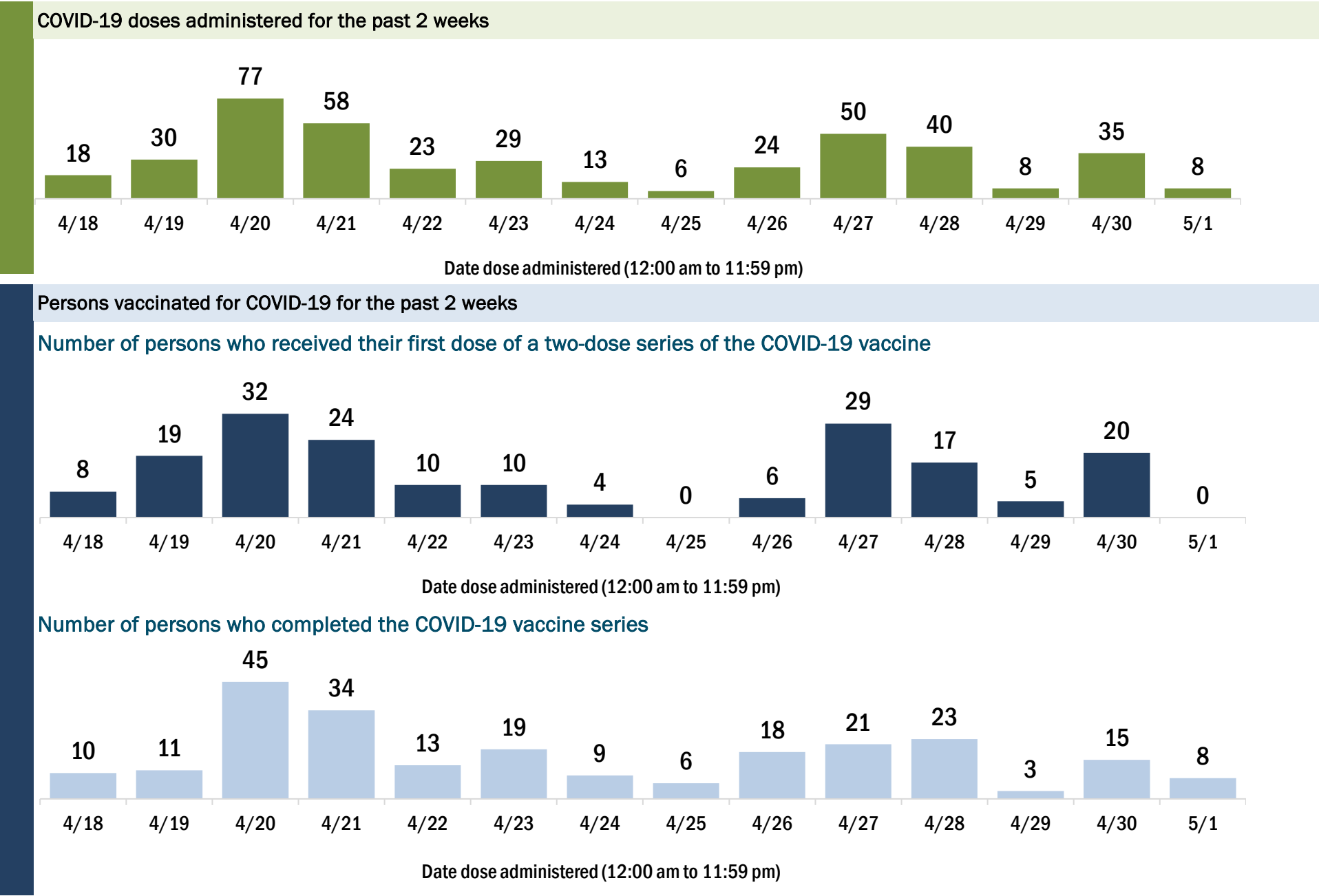
Data in this report are provisional and subject to change.

Data in this summary pertain to COVID-19 vaccines approved by the U.S. Food and Drug Administration and have been issued an Emergency Use Authorization (Janssen COVID-19 Vaccine, Moderna COVID-19 Vaccine and Pfizer-BioNTech COVID-19 Vaccine). These data summarize the number of people who have received either their first dose or have completed the series for a COVID-19 vaccine. **A person can only be counted in one category, first dose or series complete.** For persons receiving Moderna or Pfizer vaccines, once they receive their second dose, they are moved from the first dose column to the series completed column. **Because of this, the total first dose category may show a change from report to report not matching the total receiving their first dose from the previous day.** Persons receiving Johnson & Johnson vaccines will always be counted in the series completed column.

COVID-19 doses for vaccinated persons in Florida	
Doses administered	7,908
People receiving one dose of a 1-dose series (Johnson & Johnson) or receiving only one dose of a 2-dose series (Moderna, Pfizer) count once. Persons receiving both doses of a 2-dose series count twice.	

Current status of persons vaccinated for COVID-19 in Florida	
Total people vaccinated	4,673
First dose	1,193
Series completed	3,480
Completed 1-dose series	245
Completed 2-dose series	3,235
First dose: current number of people who have only received their first dose of the Moderna or Pfizer vaccine.	
Series complete: current number of people who have received both Moderna or Pfizer vaccine doses or one Johnson & Johnson dose and are considered fully immunized.	

Demographic summary	First dose	Series complete	Total people vaccinated
Age group	1,193	3,480	4,673
16-24 years	65	46	111
25-34 years	162	75	237
35-44 years	188	130	318
45-54 years	254	273	527
55-64 years	287	610	897
65-74 years	141	1,465	1,606
75-84 years	87	690	777
85+ years	9	191	200
Race	1,193	3,480	4,673
White	828	3,059	3,887
Black	272	255	527
American Indian/Alaskan	3	10	13
Other	70	90	160
Unknown	20	66	86
Other race includes Asian, native Hawaiian/Pacific Islander, or other.			
Ethnicity	1,193	3,480	4,673
Hispanic	17	36	53
Non-Hispanic	555	3,120	3,675
Unknown	621	324	945
Gender	1,193	3,480	4,673
Female	430	1,831	2,261
Male	763	1,649	2,412
Unknown	0	0	0



COVID-19: Hamilton County vaccine summary

Vaccination data through May 1, 2021 as of May 2, 2021 at 12:05 AM

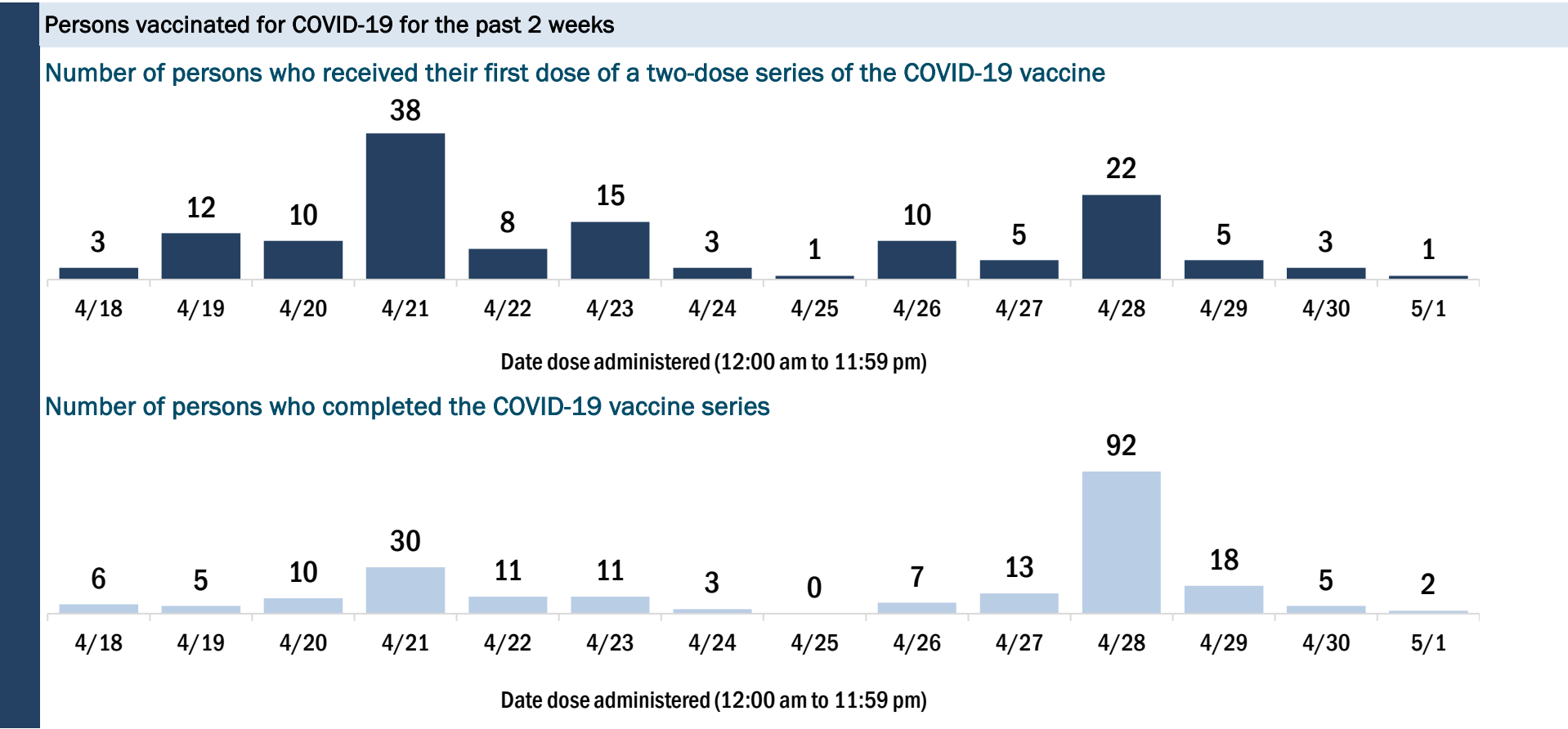
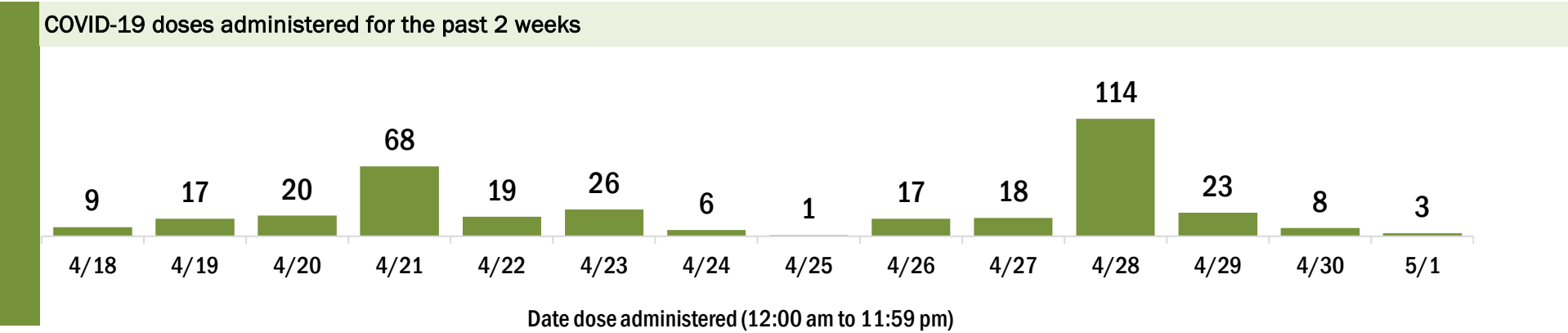
Data in this report are provisional and subject to change.

Data in this summary pertain to COVID-19 vaccines approved by the U.S. Food and Drug Administration and have been issued an Emergency Use Authorization (Janssen COVID-19 Vaccine, Moderna COVID-19 Vaccine and Pfizer-BioNTech COVID-19 Vaccine). These data summarize the number of people who have received either their first dose or have completed the series for a COVID-19 vaccine. **A person can only be counted in one category, first dose or series complete.** For persons receiving Moderna or Pfizer vaccines, once they receive their second dose, they are moved from the first dose column to the series completed column. **Because of this, the total first dose category may show a change from report to report not matching the total receiving their first dose from the previous day.** Persons receiving Johnson & Johnson vaccines will always be counted in the series completed column.

COVID-19 doses for vaccinated persons in Florida	
Doses administered	5,341
People receiving one dose of a 1-dose series (Johnson & Johnson) or receiving only one dose of a 2-dose series (Moderna, Pfizer) count once. Persons receiving both doses of a 2-dose series count twice.	

Current status of persons vaccinated for COVID-19 in Florida	
Total people vaccinated	3,242
First dose	917
Series completed	2,325
Completed 1-dose series	226
Completed 2-dose series	2,099
First dose: current number of people who have only received their first dose of the Moderna or Pfizer vaccine.	
Series complete: current number of people who have received both Moderna or Pfizer vaccine doses or one Johnson & Johnson dose and are considered fully immunized.	

Demographic summary	First dose	Series complete	Total people vaccinated
Age group	917	2,325	3,242
16-24 years	45	31	76
25-34 years	143	50	193
35-44 years	170	97	267
45-54 years	182	202	384
55-64 years	213	495	708
65-74 years	98	904	1,002
75-84 years	37	441	478
85+ years	29	105	134
Race	917	2,325	3,242
White	462	1,411	1,873
Black	327	548	875
American Indian/Alaskan	7	2	9
Other	93	136	229
Unknown	28	228	256
Other race includes Asian, native Hawaiian/Pacific Islander, or other.			
Ethnicity	917	2,325	3,242
Hispanic	64	60	124
Non-Hispanic	712	1,381	2,093
Unknown	141	884	1,025
Gender	917	2,325	3,242
Female	275	1,305	1,580
Male	642	1,020	1,662
Unknown	0	0	0



COVID-19: Hardee County vaccine summary

Vaccination data through May 1, 2021 as of May 2, 2021 at 12:05 AM

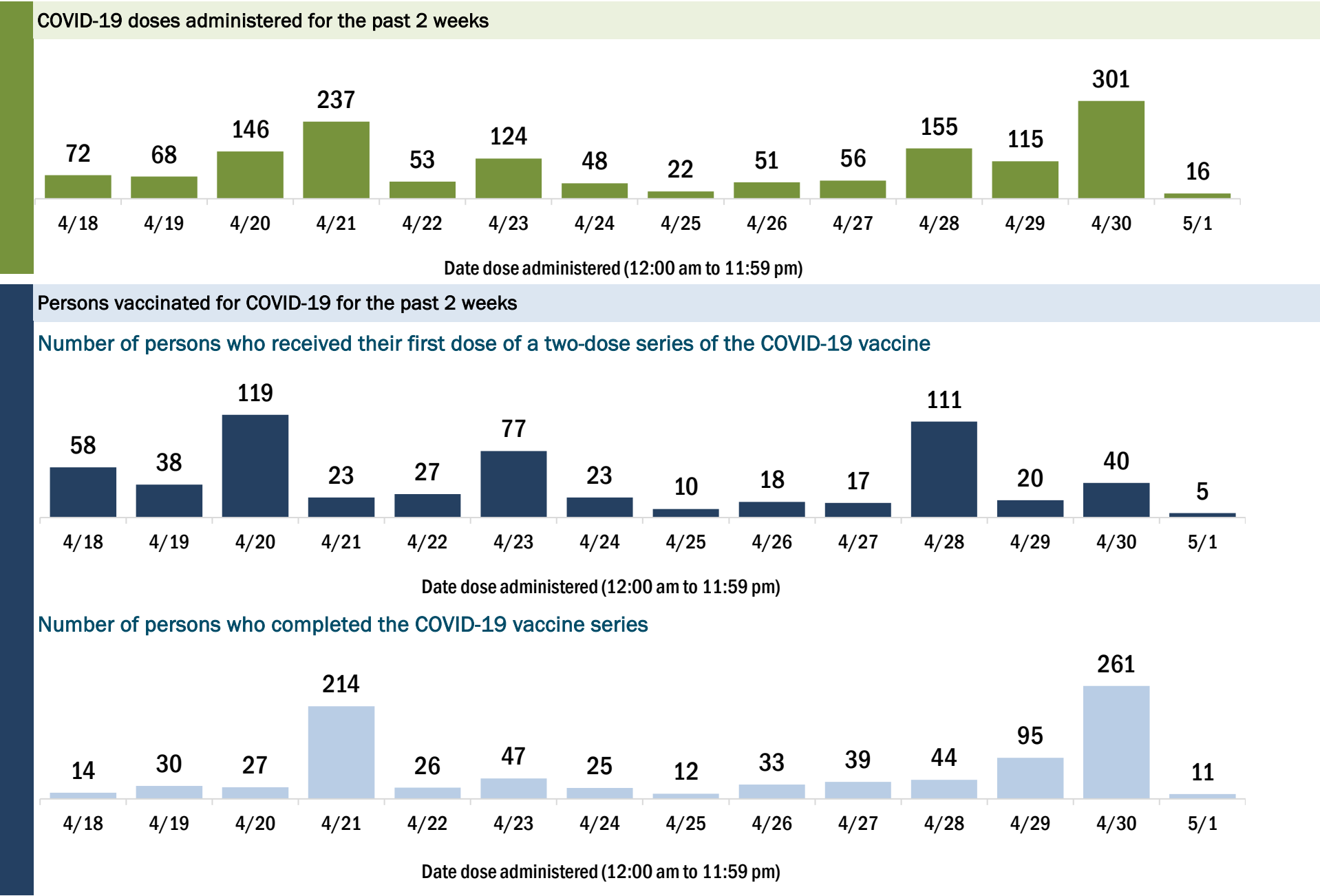
Data in this report are provisional and subject to change.

Data in this summary pertain to COVID-19 vaccines approved by the U.S. Food and Drug Administration and have been issued an Emergency Use Authorization (Janssen COVID-19 Vaccine, Moderna COVID-19 Vaccine and Pfizer-BioNTech COVID-19 Vaccine). These data summarize the number of people who have received either their first dose or have completed the series for a COVID-19 vaccine. **A person can only be counted in one category, first dose or series complete.** For persons receiving Moderna or Pfizer vaccines, once they receive their second dose, they are moved from the first dose column to the series completed column. **Because of this, the total first dose category may show a change from report to report not matching the total receiving their first dose from the previous day.** Persons receiving Johnson & Johnson vaccines will always be counted in the series completed column.

COVID-19 doses for vaccinated persons in Florida	
Doses administered	9,937
People receiving one dose of a 1-dose series (Johnson & Johnson) or receiving only one dose of a 2-dose series (Moderna, Pfizer) count once. Persons receiving both doses of a 2-dose series count twice.	

Current status of persons vaccinated for COVID-19 in Florida	
Total people vaccinated	5,822
First dose	1,551
Series completed	4,271
Completed 1-dose series	156
Completed 2-dose series	4,115
First dose: current number of people who have only received their first dose of the Moderna or Pfizer vaccine.	
Series complete: current number of people who have received both Moderna or Pfizer vaccine doses or one Johnson & Johnson dose and are considered fully immunized.	

Demographic summary	First dose	Series complete	Total people vaccinated
Age group	1,551	4,271	5,822
16-24 years	166	85	251
25-34 years	229	154	383
35-44 years	246	199	445
45-54 years	297	406	703
55-64 years	310	765	1,075
65-74 years	185	1,427	1,612
75-84 years	97	962	1,059
85+ years	21	273	294
Race	1,551	4,271	5,822
White	1,148	3,559	4,707
Black	67	179	246
American Indian/Alaskan	2	26	28
Other	244	416	660
Unknown	90	91	181
Other race includes Asian, native Hawaiian/Pacific Islander, or other.			
Ethnicity	1,551	4,271	5,822
Hispanic	731	707	1,438
Non-Hispanic	556	3,193	3,749
Unknown	264	371	635
Gender	1,551	4,271	5,822
Female	737	2,309	3,046
Male	811	1,961	2,772
Unknown	3	1	4



COVID-19: Hendry County vaccine summary

Vaccination data through May 1, 2021 as of May 2, 2021 at 12:05 AM

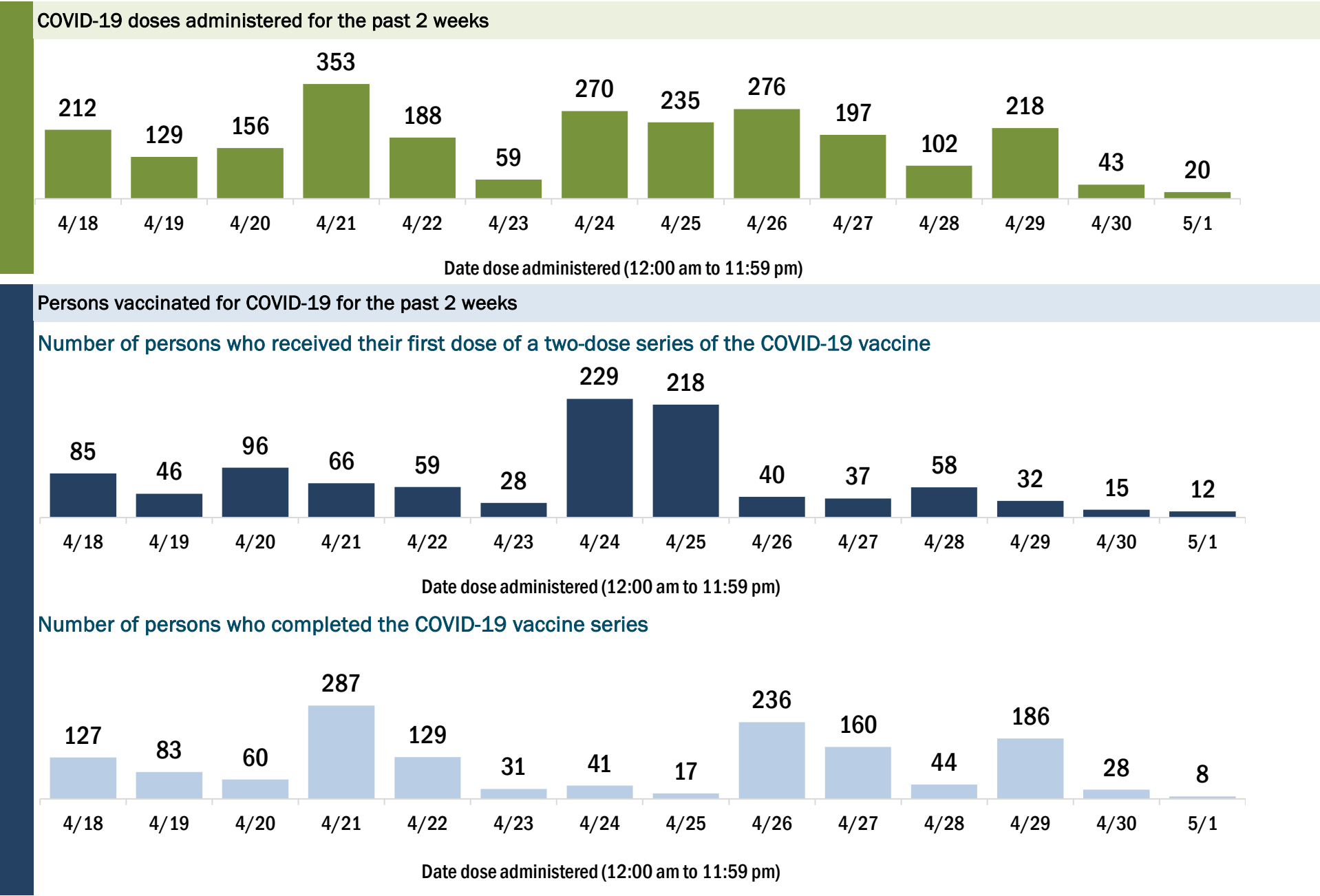
Data in this report are provisional and subject to change.

Data in this summary pertain to COVID-19 vaccines approved by the U.S. Food and Drug Administration and have been issued an Emergency Use Authorization (Janssen COVID-19 Vaccine, Moderna COVID-19 Vaccine and Pfizer-BioNTech COVID-19 Vaccine). These data summarize the number of people who have received either their first dose or have completed the series for a COVID-19 vaccine. **A person can only be counted in one category, first dose or series complete.** For persons receiving Moderna or Pfizer vaccines, once they receive their second dose, they are moved from the first dose column to the series completed column. **Because of this, the total first dose category may show a change from report to report not matching the total receiving their first dose from the previous day.** Persons receiving Johnson & Johnson vaccines will always be counted in the series completed column.

COVID-19 doses for vaccinated persons in Florida	
Doses administered	18,152
People receiving one dose of a 1-dose series (Johnson & Johnson) or receiving only one dose of a 2-dose series (Moderna, Pfizer) count once. Persons receiving both doses of a 2-dose series count twice.	

Current status of persons vaccinated for COVID-19 in Florida	
Total people vaccinated	11,495
First dose	3,687
Series completed	7,808
Completed 1-dose series	1,151
Completed 2-dose series	6,657
First dose: current number of people who have only received their first dose of the Moderna or Pfizer vaccine.	
Series complete: current number of people who have received both Moderna or Pfizer vaccine doses or one Johnson & Johnson dose and are considered fully immunized.	

Demographic summary	First dose	Series complete	Total people vaccinated
Age group	3,687	7,808	11,495
16-24 years	502	273	775
25-34 years	653	501	1,154
35-44 years	681	563	1,244
45-54 years	675	1,054	1,729
55-64 years	672	1,712	2,384
65-74 years	300	2,238	2,538
75-84 years	144	1,149	1,293
85+ years	60	318	378
Race	3,687	7,808	11,495
White	2,743	5,286	8,029
Black	196	526	722
American Indian/Alaskan	4	23	27
Other	435	1,227	1,662
Unknown	309	746	1,055
Other race includes Asian, native Hawaiian/Pacific Islander, or other.			
Ethnicity	3,687	7,808	11,495
Hispanic	2,012	2,385	4,397
Non-Hispanic	838	3,152	3,990
Unknown	837	2,271	3,108
Gender	3,687	7,808	11,495
Female	1,433	3,942	5,375
Male	2,252	3,864	6,116
Unknown	2	2	4



COVID-19: Hernando County vaccine summary

Vaccination data through May 1, 2021 as of May 2, 2021 at 12:05 AM

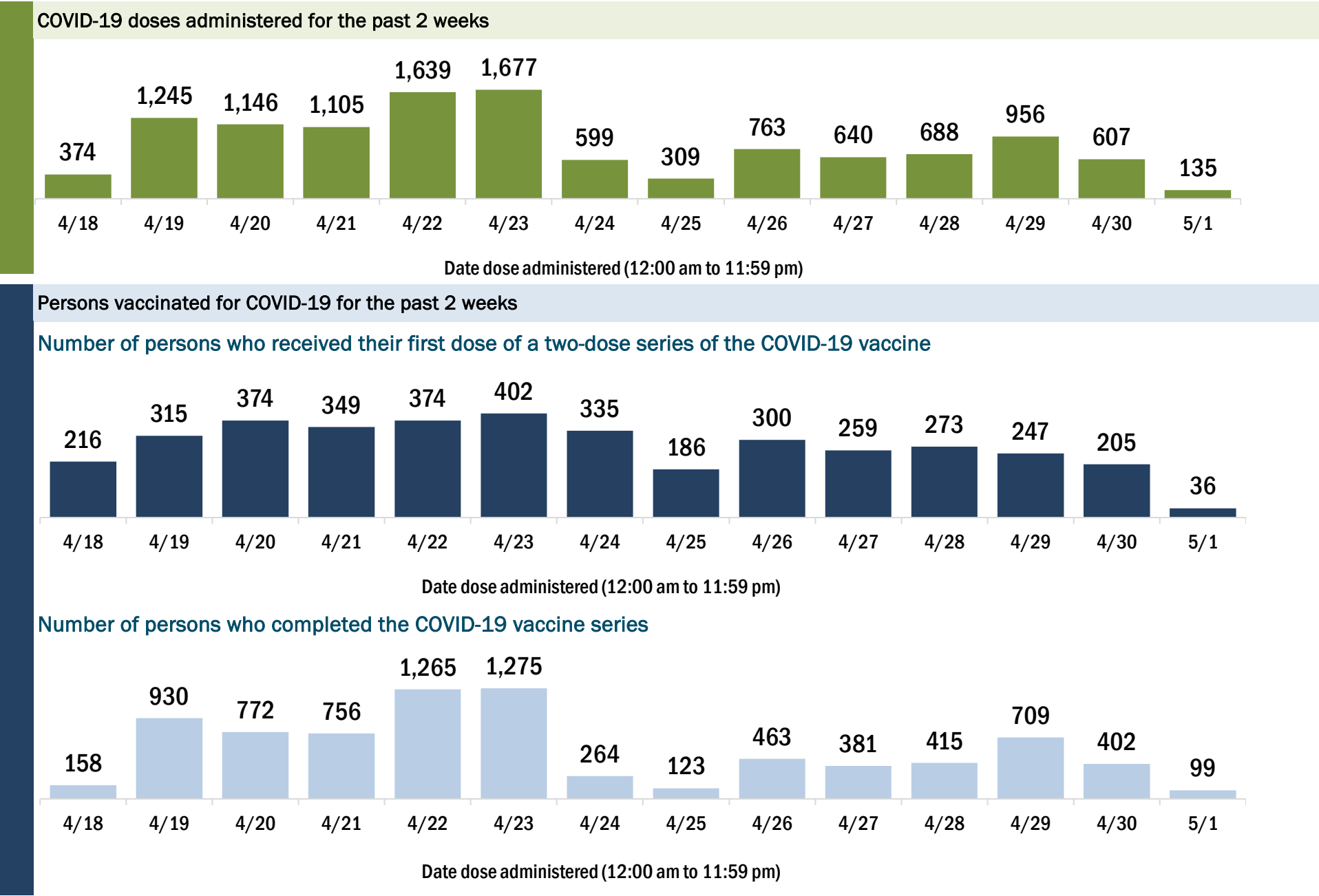
Data in this report are provisional and subject to change.

Data in this summary pertain to COVID-19 vaccines approved by the U.S. Food and Drug Administration and have been issued an Emergency Use Authorization (Janssen COVID-19 Vaccine, Moderna COVID-19 Vaccine and Pfizer-BioNTech COVID-19 Vaccine). These data summarize the number of people who have received either their first dose or have completed the series for a COVID-19 vaccine. **A person can only be counted in one category, first dose or series complete.** For persons receiving Moderna or Pfizer vaccines, once they receive their second dose, they are moved from the first dose column to the series completed column. **Because of this, the total first dose category may show a change from report to report not matching the total receiving their first dose from the previous day.** Persons receiving Johnson & Johnson vaccines will always be counted in the series completed column.

COVID-19 doses for vaccinated persons in Florida	
Doses administered	113,126
People receiving one dose of a 1-dose series (Johnson & Johnson) or receiving only one dose of a 2-dose series (Moderna, Pfizer) count once. Persons receiving both doses of a 2-dose series count twice.	

Current status of persons vaccinated for COVID-19 in Florida	
Total people vaccinated	67,692
First dose	17,394
Series completed	50,298
Completed 1-dose series	4,864
Completed 2-dose series	45,434
First dose: current number of people who have only received their first dose of the Moderna or Pfizer vaccine.	
Series complete: current number of people who have received both Moderna or Pfizer vaccine doses or one Johnson & Johnson dose and are considered fully immunized.	

Demographic summary	First dose	Series complete	Total people vaccinated
Age group	17,394	50,298	67,692
16-24 years	1,600	722	2,322
25-34 years	1,777	1,306	3,083
35-44 years	2,154	2,254	4,408
45-54 years	2,675	4,698	7,373
55-64 years	3,567	9,702	13,269
65-74 years	2,955	17,077	20,032
75-84 years	1,900	11,086	12,986
85+ years	766	3,453	4,219
Race	17,394	50,298	67,692
White	11,975	36,353	48,328
Black	581	1,280	1,861
American Indian/Alaskan	85	154	239
Other	1,421	3,475	4,896
Unknown	3,332	9,036	12,368
Other race includes Asian, native Hawaiian/Pacific Islander, or other.			
Ethnicity	17,394	50,298	67,692
Hispanic	1,593	2,451	4,044
Non-Hispanic	8,702	28,354	37,056
Unknown	7,099	19,493	26,592
Gender	17,394	50,298	67,692
Female	9,612	29,044	38,656
Male	7,766	21,220	28,986
Unknown	16	34	50



COVID-19: Highlands County vaccine summary

Vaccination data through May 1, 2021 as of May 2, 2021 at 12:05 AM

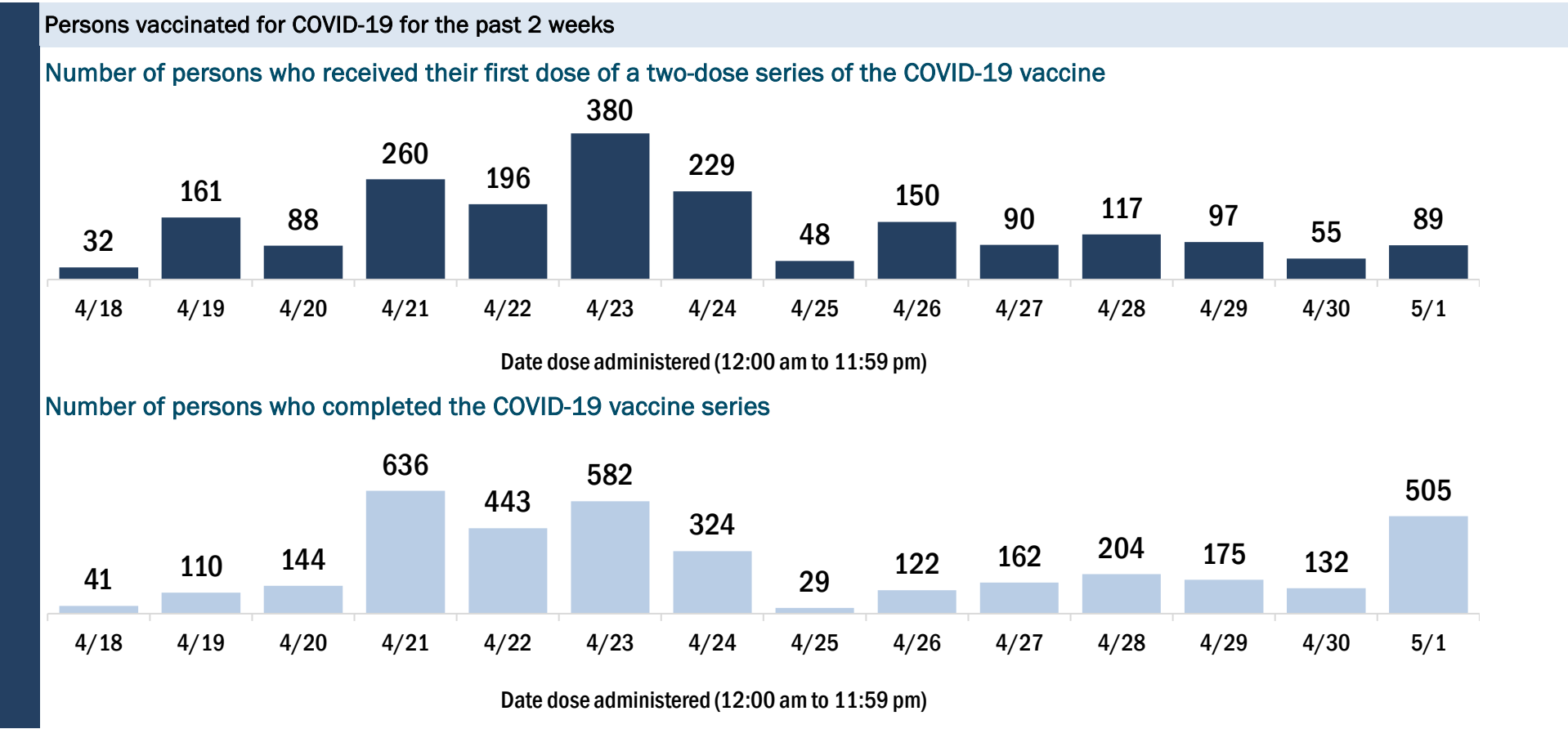
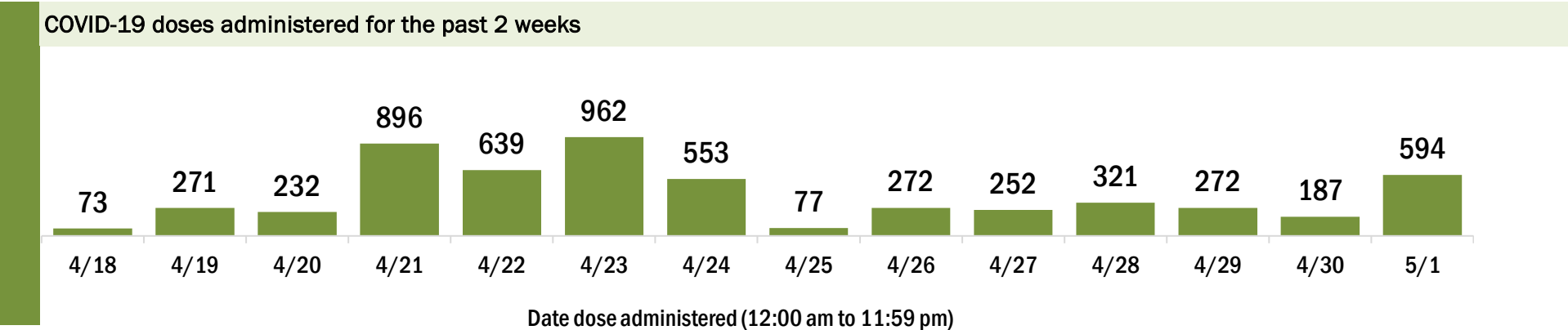
Data in this report are provisional and subject to change.

Data in this summary pertain to COVID-19 vaccines approved by the U.S. Food and Drug Administration and have been issued an Emergency Use Authorization (Janssen COVID-19 Vaccine, Moderna COVID-19 Vaccine and Pfizer-BioNTech COVID-19 Vaccine). These data summarize the number of people who have received either their first dose or have completed the series for a COVID-19 vaccine. **A person can only be counted in one category, first dose or series complete.** For persons receiving Moderna or Pfizer vaccines, once they receive their second dose, they are moved from the first dose column to the series completed column. **Because of this, the total first dose category may show a change from report to report not matching the total receiving their first dose from the previous day.** Persons receiving Johnson & Johnson vaccines will always be counted in the series completed column.

COVID-19 doses for vaccinated persons in Florida	
Doses administered	69,109
People receiving one dose of a 1-dose series (Johnson & Johnson) or receiving only one dose of a 2-dose series (Moderna, Pfizer) count once. Persons receiving both doses of a 2-dose series count twice.	

Current status of persons vaccinated for COVID-19 in Florida	
Total people vaccinated	41,589
First dose	13,358
Series completed	28,231
Completed 1-dose series	711
Completed 2-dose series	27,520
First dose: current number of people who have only received their first dose of the Moderna or Pfizer vaccine.	
Series complete: current number of people who have received both Moderna or Pfizer vaccine doses or one Johnson & Johnson dose and are considered fully immunized.	

Demographic summary	First dose	Series complete	Total people vaccinated
Age group	13,358	28,231	41,589
16-24 years	640	212	852
25-34 years	685	500	1,185
35-44 years	904	757	1,661
45-54 years	1,298	1,595	2,893
55-64 years	2,443	4,406	6,849
65-74 years	3,655	10,396	14,051
75-84 years	2,830	8,118	10,948
85+ years	903	2,247	3,150
Race	13,358	28,231	41,589
White	10,302	23,316	33,618
Black	685	956	1,641
American Indian/Alaskan	150	194	344
Other	916	1,705	2,621
Unknown	1,305	2,060	3,365
Other race includes Asian, native Hawaiian/Pacific Islander, or other.			
Ethnicity	13,358	28,231	41,589
Hispanic	1,771	1,823	3,594
Non-Hispanic	8,245	21,167	29,412
Unknown	3,342	5,241	8,583
Gender	13,358	28,231	41,589
Female	7,062	15,431	22,493
Male	6,266	12,786	19,052
Unknown	30	14	44



COVID-19: Hillsborough County vaccine summary

Vaccination data through May 1, 2021 as of May 2, 2021 at 12:05 AM

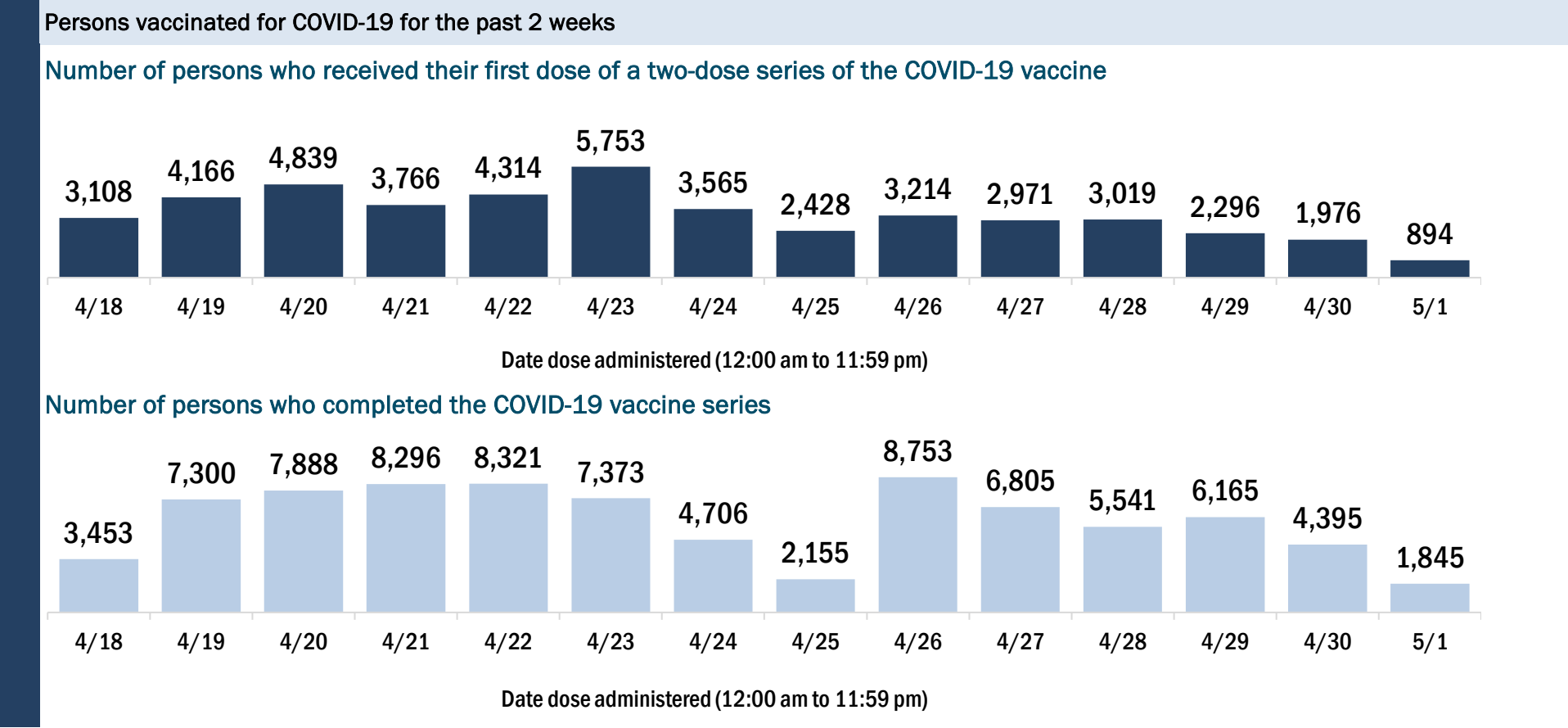
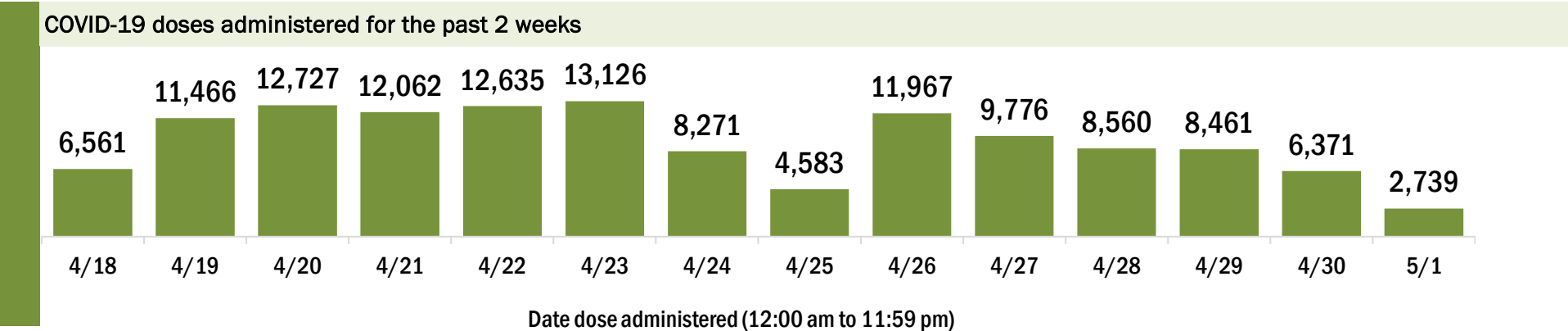
Data in this report are provisional and subject to change.

Data in this summary pertain to COVID-19 vaccines approved by the U.S. Food and Drug Administration and have been issued an Emergency Use Authorization (Janssen COVID-19 Vaccine, Moderna COVID-19 Vaccine and Pfizer-BioNTech COVID-19 Vaccine). These data summarize the number of people who have received either their first dose or have completed the series for a COVID-19 vaccine. **A person can only be counted in one category, first dose or series complete.** For persons receiving Moderna or Pfizer vaccines, once they receive their second dose, they are moved from the first dose column to the series completed column. **Because of this, the total first dose category may show a change from report to report not matching the total receiving their first dose from the previous day.** Persons receiving Johnson & Johnson vaccines will always be counted in the series completed column.

COVID-19 doses for vaccinated persons in Florida	
Doses administered	872,286
People receiving one dose of a 1-dose series (Johnson & Johnson) or receiving only one dose of a 2-dose series (Moderna, Pfizer) count once. Persons receiving both doses of a 2-dose series count twice.	

Current status of persons vaccinated for COVID-19 in Florida	
Total people vaccinated	548,575
First dose	174,532
Series completed	374,043
Completed 1-dose series	50,332
Completed 2-dose series	323,711
First dose: current number of people who have only received their first dose of the Moderna or Pfizer vaccine.	
Series complete: current number of people who have received both Moderna or Pfizer vaccine doses or one Johnson & Johnson dose and are considered fully immunized.	

Demographic summary	First dose	Series complete	Total people vaccinated
Age group	174,532	374,043	548,575
16-24 years	22,767	19,365	42,132
25-34 years	26,960	35,998	62,958
35-44 years	26,668	49,449	76,117
45-54 years	23,887	65,976	89,863
55-64 years	22,945	83,278	106,223
65-74 years	30,466	71,768	102,234
75-84 years	15,704	35,596	51,300
85+ years	5,135	12,613	17,748
Race	174,532	374,043	548,575
White	105,638	245,293	350,931
Black	11,954	25,122	37,076
American Indian/Alaskan	735	987	1,722
Other	25,009	50,286	75,295
Unknown	31,196	52,355	83,551
Other race includes Asian, native Hawaiian/Pacific Islander, or other.			
Ethnicity	174,532	374,043	548,575
Hispanic	25,770	39,634	65,404
Non-Hispanic	84,724	218,623	303,347
Unknown	64,038	115,786	179,824
Gender	174,532	374,043	548,575
Female	91,683	210,937	302,620
Male	82,504	162,862	245,366
Unknown	345	244	589



COVID-19: Holmes County vaccine summary

Vaccination data through May 1, 2021 as of May 2, 2021 at 12:05 AM

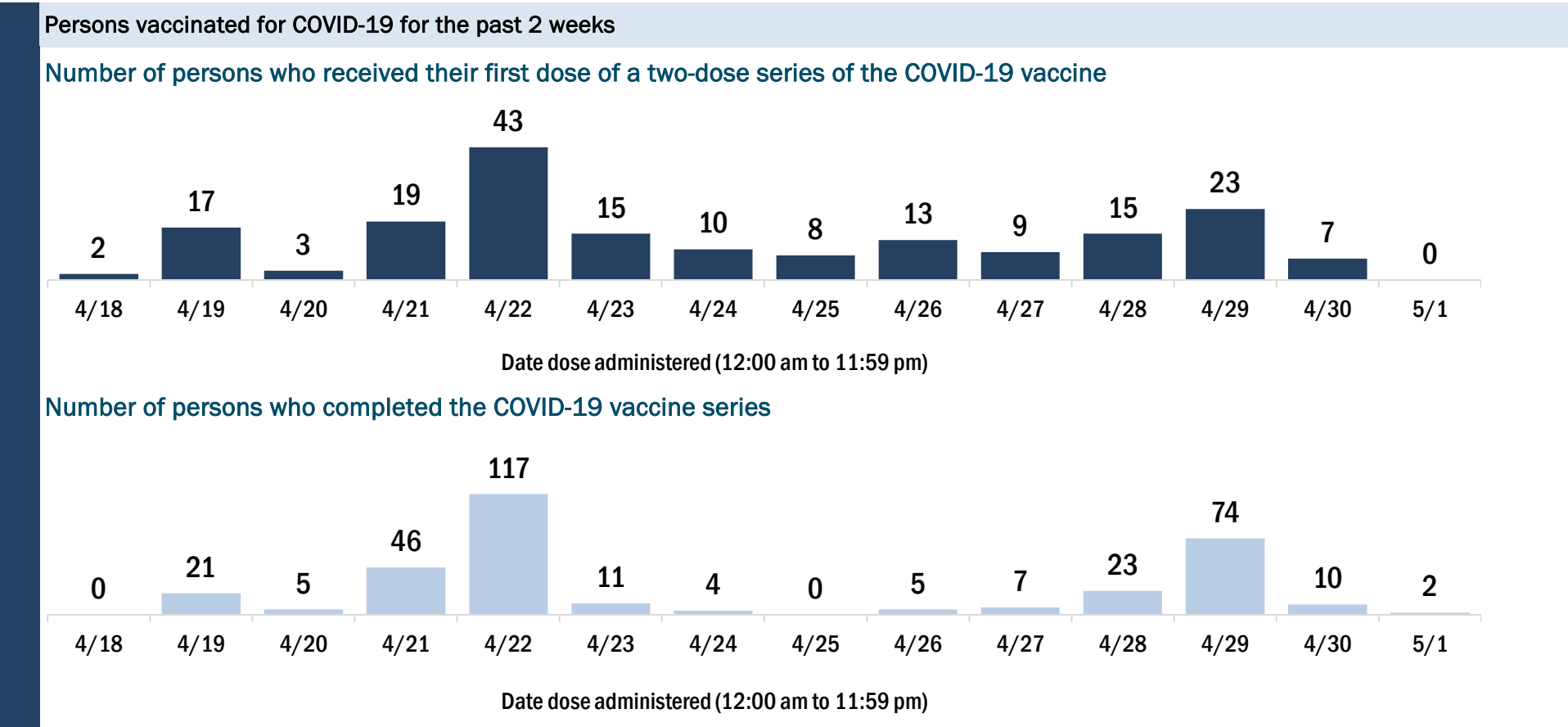
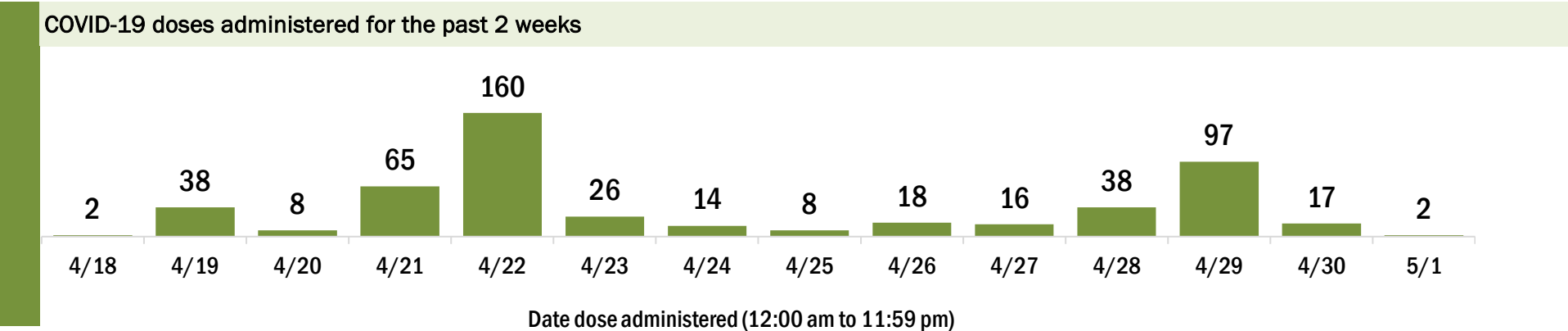
Data in this report are provisional and subject to change.

Data in this summary pertain to COVID-19 vaccines approved by the U.S. Food and Drug Administration and have been issued an Emergency Use Authorization (Janssen COVID-19 Vaccine, Moderna COVID-19 Vaccine and Pfizer-BioNTech COVID-19 Vaccine). These data summarize the number of people who have received either their first dose or have completed the series for a COVID-19 vaccine. **A person can only be counted in one category, first dose or series complete.** For persons receiving Moderna or Pfizer vaccines, once they receive their second dose, they are moved from the first dose column to the series completed column. **Because of this, the total first dose category may show a change from report to report not matching the total receiving their first dose from the previous day.** Persons receiving Johnson & Johnson vaccines will always be counted in the series completed column.

COVID-19 doses for vaccinated persons in Florida	
Doses administered	6,803
People receiving one dose of a 1-dose series (Johnson & Johnson) or receiving only one dose of a 2-dose series (Moderna, Pfizer) count once. Persons receiving both doses of a 2-dose series count twice.	

Current status of persons vaccinated for COVID-19 in Florida	
Total people vaccinated	4,125
First dose	1,134
Series completed	2,991
Completed 1-dose series	313
Completed 2-dose series	2,678
First dose: current number of people who have only received their first dose of the Moderna or Pfizer vaccine.	
Series complete: current number of people who have received both Moderna or Pfizer vaccine doses or one Johnson & Johnson dose and are considered fully immunized.	

Demographic summary	First dose	Series complete	Total people vaccinated
Age group	1,134	2,991	4,125
16-24 years	63	37	100
25-34 years	137	75	212
35-44 years	178	145	323
45-54 years	211	275	486
55-64 years	253	596	849
65-74 years	172	1,011	1,183
75-84 years	96	668	764
85+ years	24	184	208
Race	1,134	2,991	4,125
White	830	2,578	3,408
Black	183	95	278
American Indian/Alaskan	10	32	42
Other	70	173	243
Unknown	41	113	154
Other race includes Asian, native Hawaiian/Pacific Islander, or other.			
Ethnicity	1,134	2,991	4,125
Hispanic	56	26	82
Non-Hispanic	929	2,504	3,433
Unknown	149	461	610
Gender	1,134	2,991	4,125
Female	402	1,642	2,044
Male	732	1,349	2,081
Unknown	0	0	0



COVID-19: Indian River County vaccine summary

Vaccination data through May 1, 2021 as of May 2, 2021 at 12:05 AM

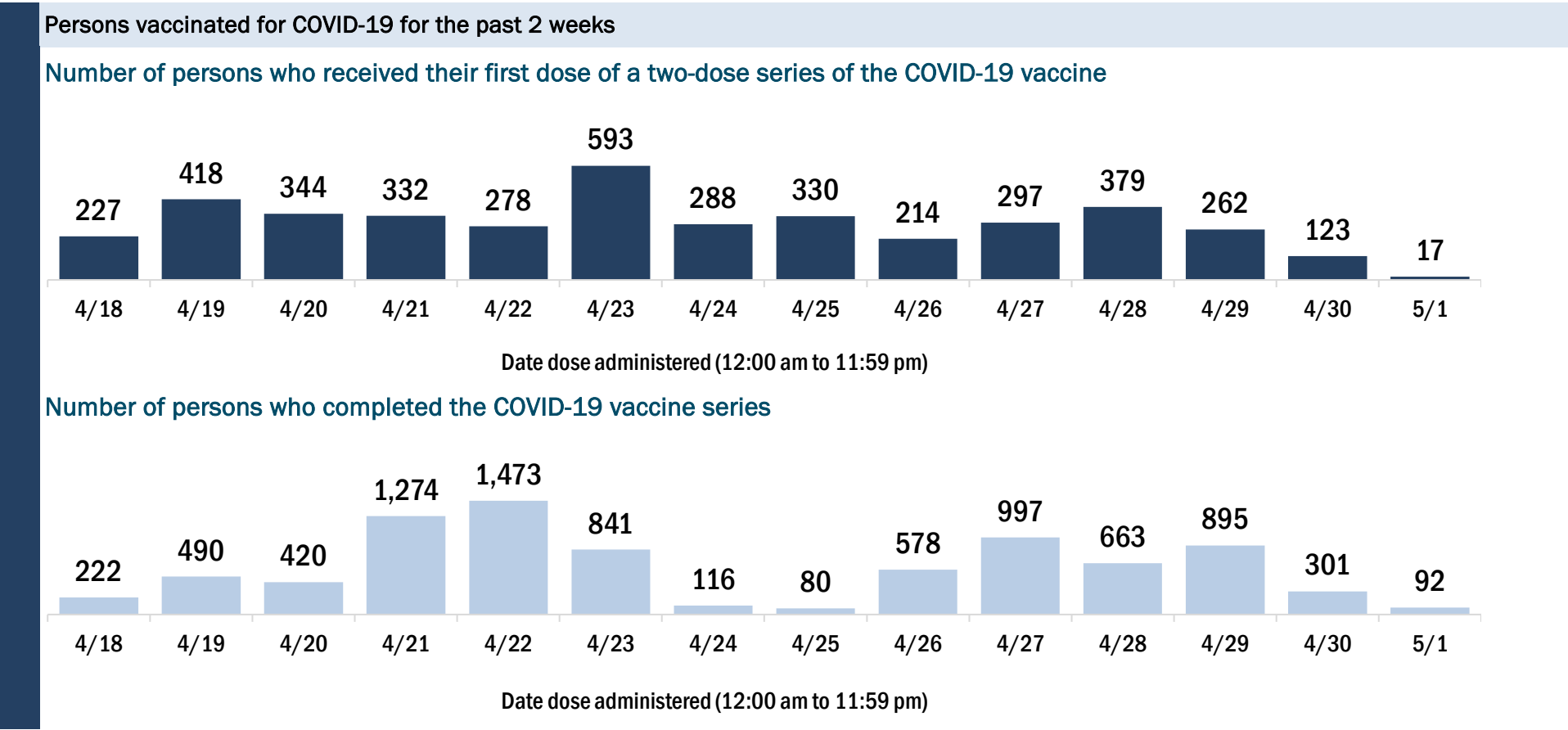
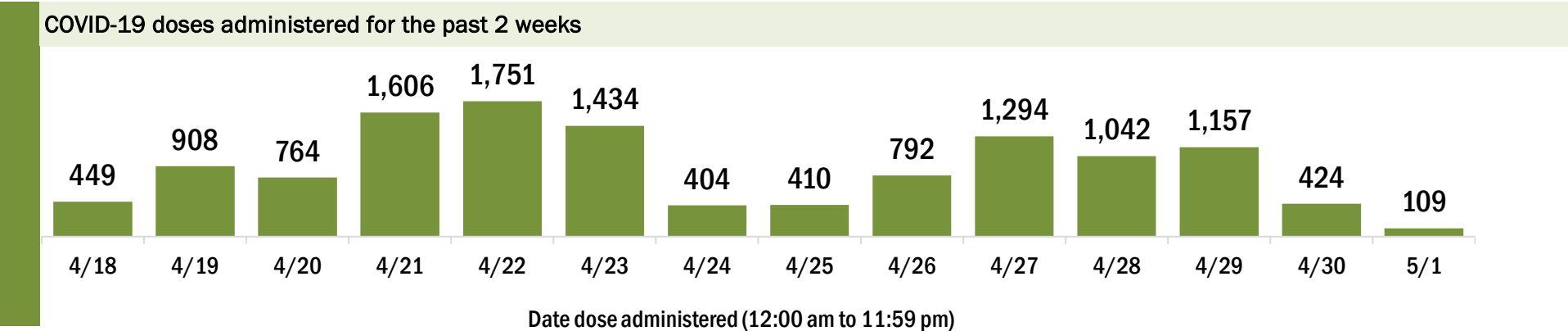
Data in this report are provisional and subject to change.

Data in this summary pertain to COVID-19 vaccines approved by the U.S. Food and Drug Administration and have been issued an Emergency Use Authorization (Janssen COVID-19 Vaccine, Moderna COVID-19 Vaccine and Pfizer-BioNTech COVID-19 Vaccine). These data summarize the number of people who have received either their first dose or have completed the series for a COVID-19 vaccine. **A person can only be counted in one category, first dose or series complete.** For persons receiving Moderna or Pfizer vaccines, once they receive their second dose, they are moved from the first dose column to the series completed column. **Because of this, the total first dose category may show a change from report to report not matching the total receiving their first dose from the previous day.** Persons receiving Johnson & Johnson vaccines will always be counted in the series completed column.

COVID-19 doses for vaccinated persons in Florida	
Doses administered	135,849
People receiving one dose of a 1-dose series (Johnson & Johnson) or receiving only one dose of a 2-dose series (Moderna, Pfizer) count once. Persons receiving both doses of a 2-dose series count twice.	

Current status of persons vaccinated for COVID-19 in Florida	
Total people vaccinated	81,059
First dose	24,226
Series completed	56,833
Completed 1-dose series	2,043
Completed 2-dose series	54,790
First dose: current number of people who have only received their first dose of the Moderna or Pfizer vaccine.	
Series complete: current number of people who have received both Moderna or Pfizer vaccine doses or one Johnson & Johnson dose and are considered fully immunized.	

Demographic summary	First dose	Series complete	Total people vaccinated
Age group	24,226	56,833	81,059
16-24 years	1,593	756	2,349
25-34 years	1,809	1,438	3,247
35-44 years	2,097	2,165	4,262
45-54 years	2,771	4,330	7,101
55-64 years	4,565	10,787	15,352
65-74 years	5,497	20,454	25,951
75-84 years	4,106	12,668	16,774
85+ years	1,788	4,235	6,023
Race	24,226	56,833	81,059
White	17,586	42,160	59,746
Black	1,245	1,681	2,926
American Indian/Alaskan	153	290	443
Other	1,846	3,797	5,643
Unknown	3,396	8,905	12,301
Other race includes Asian, native Hawaiian/Pacific Islander, or other.			
Ethnicity	24,226	56,833	81,059
Hispanic	2,308	2,034	4,342
Non-Hispanic	12,355	35,712	48,067
Unknown	9,563	19,087	28,650
Gender	24,226	56,833	81,059
Female	12,697	31,990	44,687
Male	11,499	24,808	36,307
Unknown	30	35	65



COVID-19: Jackson County vaccine summary

Vaccination data through May 1, 2021 as of May 2, 2021 at 12:05 AM

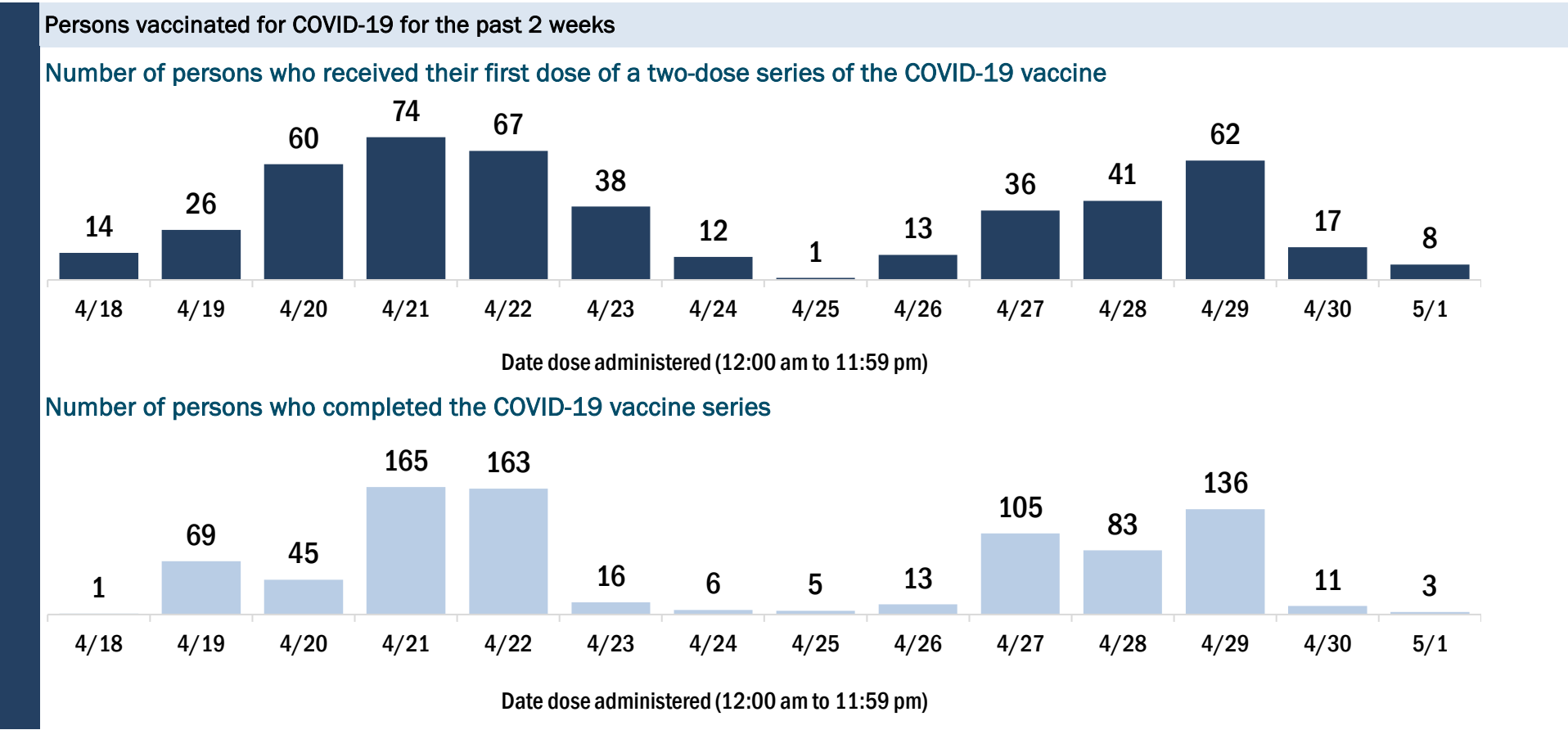
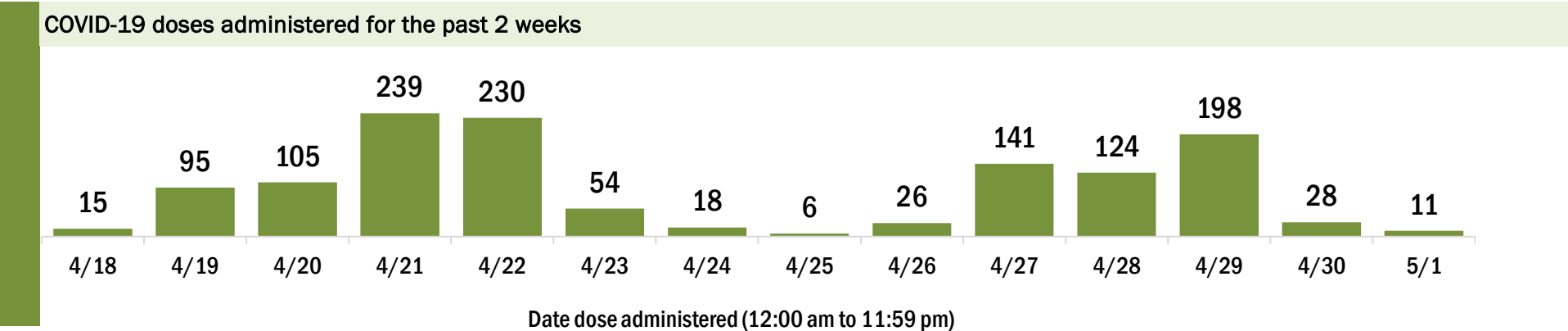
Data in this report are provisional and subject to change.

Data in this summary pertain to COVID-19 vaccines approved by the U.S. Food and Drug Administration and have been issued an Emergency Use Authorization (Janssen COVID-19 Vaccine, Moderna COVID-19 Vaccine and Pfizer-BioNTech COVID-19 Vaccine). These data summarize the number of people who have received either their first dose or have completed the series for a COVID-19 vaccine. **A person can only be counted in one category, first dose or series complete.** For persons receiving Moderna or Pfizer vaccines, once they receive their second dose, they are moved from the first dose column to the series completed column. **Because of this, the total first dose category may show a change from report to report not matching the total receiving their first dose from the previous day.** Persons receiving Johnson & Johnson vaccines will always be counted in the series completed column.

COVID-19 doses for vaccinated persons in Florida	
Doses administered	21,742
People receiving one dose of a 1-dose series (Johnson & Johnson) or receiving only one dose of a 2-dose series (Moderna, Pfizer) count once. Persons receiving both doses of a 2-dose series count twice.	

Current status of persons vaccinated for COVID-19 in Florida	
Total people vaccinated	13,319
First dose	4,066
Series completed	9,253
Completed 1-dose series	830
Completed 2-dose series	8,423
First dose: current number of people who have only received their first dose of the Moderna or Pfizer vaccine.	
Series complete: current number of people who have received both Moderna or Pfizer vaccine doses or one Johnson & Johnson dose and are considered fully immunized.	

Demographic summary	First dose	Series complete	Total people vaccinated
Age group	4,066	9,253	13,319
16-24 years	213	121	334
25-34 years	507	291	798
35-44 years	678	501	1,179
45-54 years	828	923	1,751
55-64 years	755	2,036	2,791
65-74 years	605	2,996	3,601
75-84 years	347	1,793	2,140
85+ years	133	592	725
Race	4,066	9,253	13,319
White	2,396	6,483	8,879
Black	1,139	1,831	2,970
American Indian/Alaskan	22	45	67
Other	203	405	608
Unknown	306	489	795
Other race includes Asian, native Hawaiian/Pacific Islander, or other.			
Ethnicity	4,066	9,253	13,319
Hispanic	241	134	375
Non-Hispanic	2,419	6,908	9,327
Unknown	1,406	2,211	3,617
Gender	4,066	9,253	13,319
Female	1,407	5,276	6,683
Male	2,658	3,977	6,635
Unknown	1	0	1



COVID-19: Jefferson County vaccine summary

Vaccination data through May 1, 2021 as of May 2, 2021 at 12:05 AM

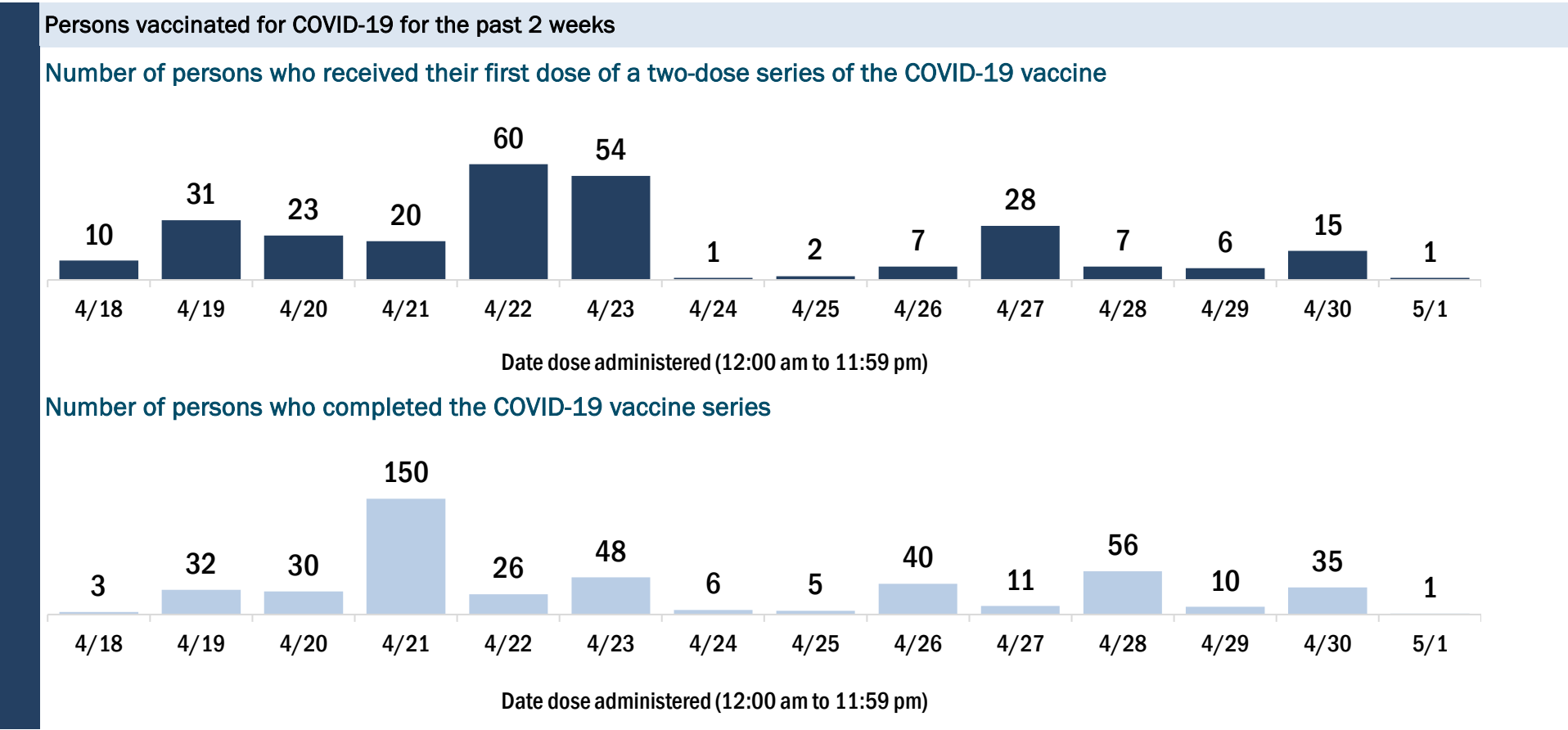
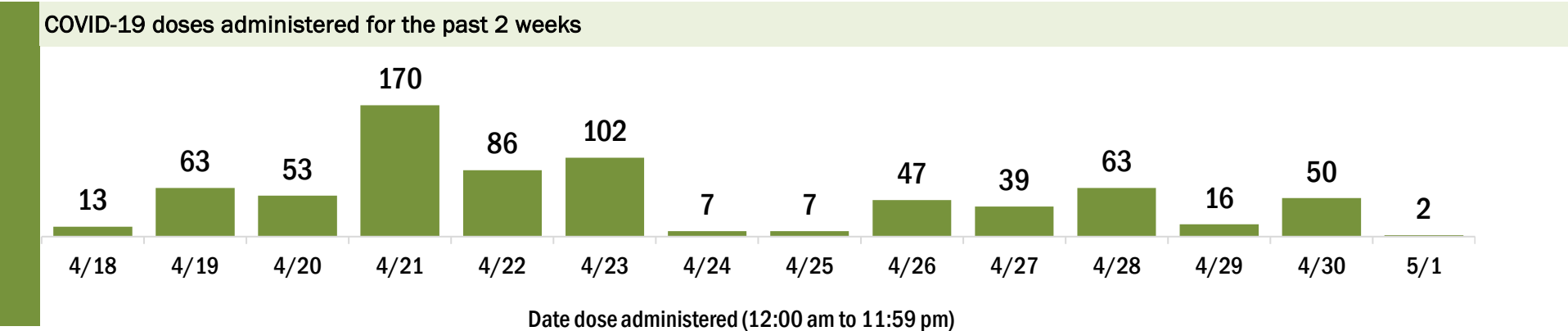
Data in this report are provisional and subject to change.

Data in this summary pertain to COVID-19 vaccines approved by the U.S. Food and Drug Administration and have been issued an Emergency Use Authorization (Janssen COVID-19 Vaccine, Moderna COVID-19 Vaccine and Pfizer-BioNTech COVID-19 Vaccine). These data summarize the number of people who have received either their first dose or have completed the series for a COVID-19 vaccine. **A person can only be counted in one category, first dose or series complete.** For persons receiving Moderna or Pfizer vaccines, once they receive their second dose, they are moved from the first dose column to the series completed column. **Because of this, the total first dose category may show a change from report to report not matching the total receiving their first dose from the previous day.** Persons receiving Johnson & Johnson vaccines will always be counted in the series completed column.

COVID-19 doses for vaccinated persons in Florida	
Doses administered	8,602
People receiving one dose of a 1-dose series (Johnson & Johnson) or receiving only one dose of a 2-dose series (Moderna, Pfizer) count once. Persons receiving both doses of a 2-dose series count twice.	

Current status of persons vaccinated for COVID-19 in Florida	
Total people vaccinated	5,031
First dose	1,190
Series completed	3,841
Completed 1-dose series	270
Completed 2-dose series	3,571
First dose: current number of people who have only received their first dose of the Moderna or Pfizer vaccine.	
Series complete: current number of people who have received both Moderna or Pfizer vaccine doses or one Johnson & Johnson dose and are considered fully immunized.	

Demographic summary	First dose	Series complete	Total people vaccinated
Age group	1,190	3,841	5,031
16-24 years	85	57	142
25-34 years	121	116	237
35-44 years	192	175	367
45-54 years	262	422	684
55-64 years	310	916	1,226
65-74 years	138	1,320	1,458
75-84 years	58	655	713
85+ years	24	180	204
Race	1,190	3,841	5,031
White	656	2,136	2,792
Black	373	865	1,238
American Indian/Alaskan	2	7	9
Other	96	556	652
Unknown	63	277	340
Other race includes Asian, native Hawaiian/Pacific Islander, or other.			
Ethnicity	1,190	3,841	5,031
Hispanic	38	73	111
Non-Hispanic	950	2,335	3,285
Unknown	202	1,433	1,635
Gender	1,190	3,841	5,031
Female	446	2,244	2,690
Male	744	1,597	2,341
Unknown	0	0	0



COVID-19: Lafayette County vaccine summary

Vaccination data through May 1, 2021 as of May 2, 2021 at 12:05 AM

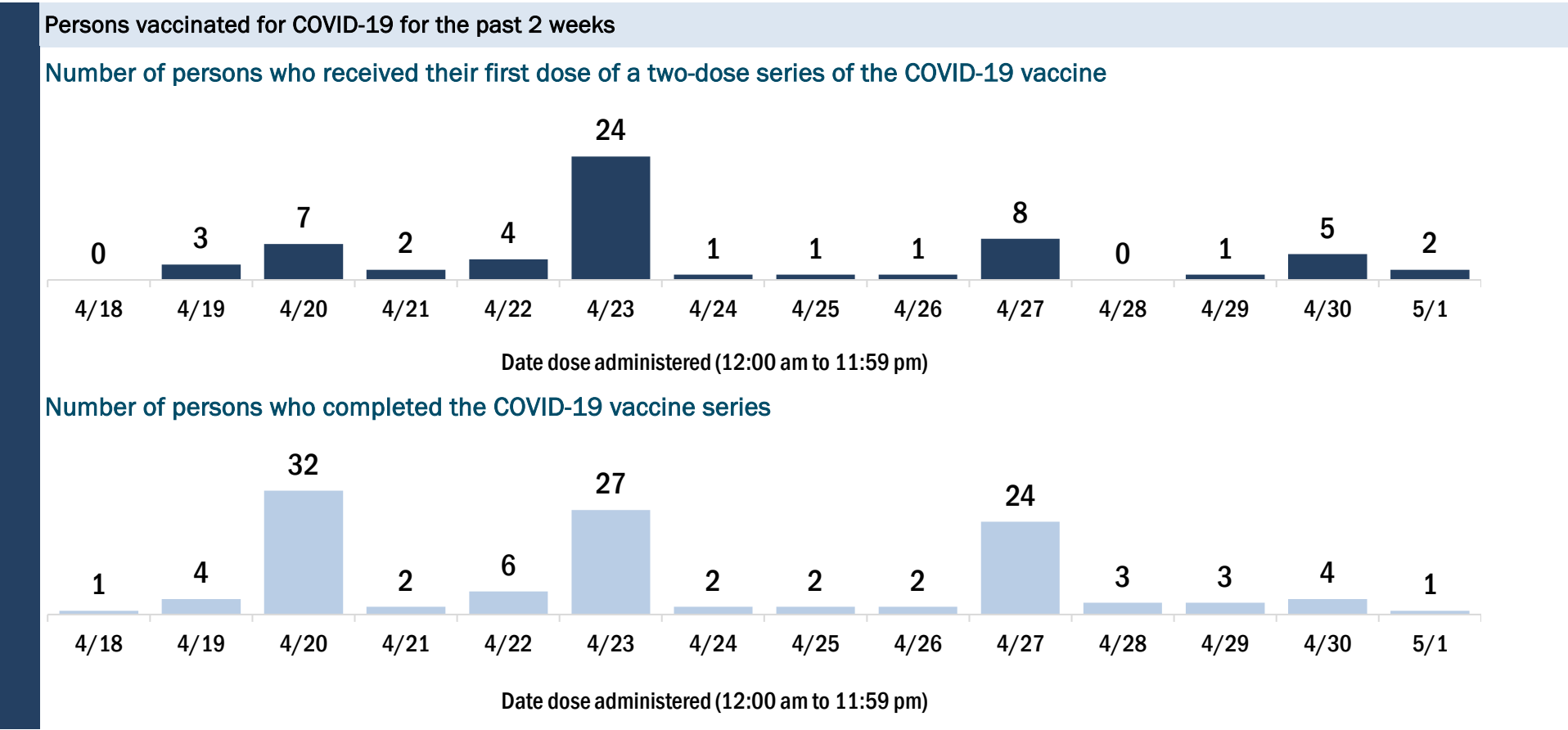
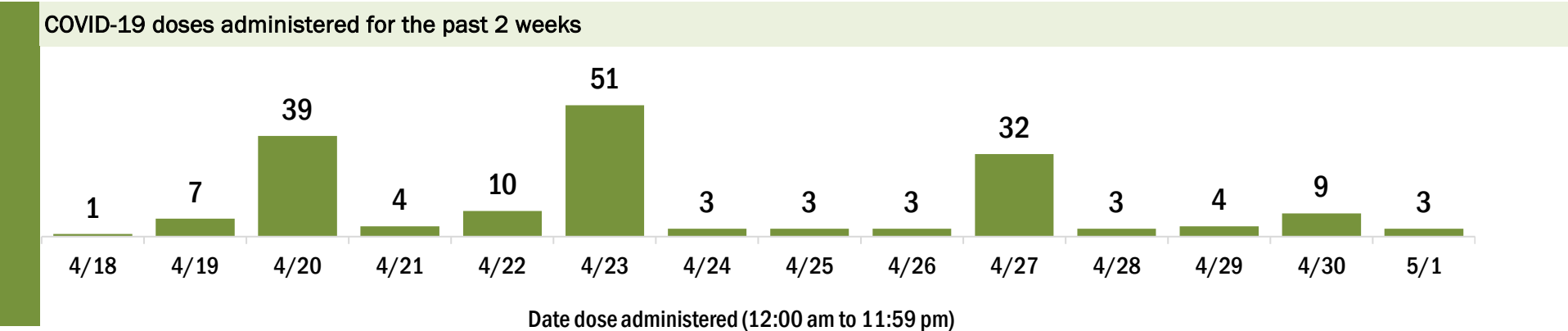
Data in this report are provisional and subject to change.

Data in this summary pertain to COVID-19 vaccines approved by the U.S. Food and Drug Administration and have been issued an Emergency Use Authorization (Janssen COVID-19 Vaccine, Moderna COVID-19 Vaccine and Pfizer-BioNTech COVID-19 Vaccine). These data summarize the number of people who have received either their first dose or have completed the series for a COVID-19 vaccine. **A person can only be counted in one category, first dose or series complete.** For persons receiving Moderna or Pfizer vaccines, once they receive their second dose, they are moved from the first dose column to the series completed column. **Because of this, the total first dose category may show a change from report to report not matching the total receiving their first dose from the previous day.** Persons receiving Johnson & Johnson vaccines will always be counted in the series completed column.

COVID-19 doses for vaccinated persons in Florida	
Doses administered	3,471
People receiving one dose of a 1-dose series (Johnson & Johnson) or receiving only one dose of a 2-dose series (Moderna, Pfizer) count once. Persons receiving both doses of a 2-dose series count twice.	

Current status of persons vaccinated for COVID-19 in Florida	
Total people vaccinated	2,104
First dose	707
Series completed	1,397
Completed 1-dose series	30
Completed 2-dose series	1,367
First dose: current number of people who have only received their first dose of the Moderna or Pfizer vaccine.	
Series complete: current number of people who have received both Moderna or Pfizer vaccine doses or one Johnson & Johnson dose and are considered fully immunized.	

Demographic summary	First dose	Series complete	Total people vaccinated
Age group	707	1,397	2,104
16-24 years	29	5	34
25-34 years	91	14	105
35-44 years	129	37	166
45-54 years	143	101	244
55-64 years	118	185	303
65-74 years	115	614	729
75-84 years	56	341	397
85+ years	26	100	126
Race	707	1,397	2,104
White	449	1,188	1,637
Black	145	47	192
American Indian/Alaskan	3	6	9
Other	52	80	132
Unknown	58	76	134
Other race includes Asian, native Hawaiian/Pacific Islander, or other.			
Ethnicity	707	1,397	2,104
Hispanic	60	47	107
Non-Hispanic	247	1,112	1,359
Unknown	400	238	638
Gender	707	1,397	2,104
Female	196	724	920
Male	510	673	1,183
Unknown	1	0	1



COVID-19: Lake County vaccine summary

Vaccination data through May 1, 2021 as of May 2, 2021 at 12:05 AM

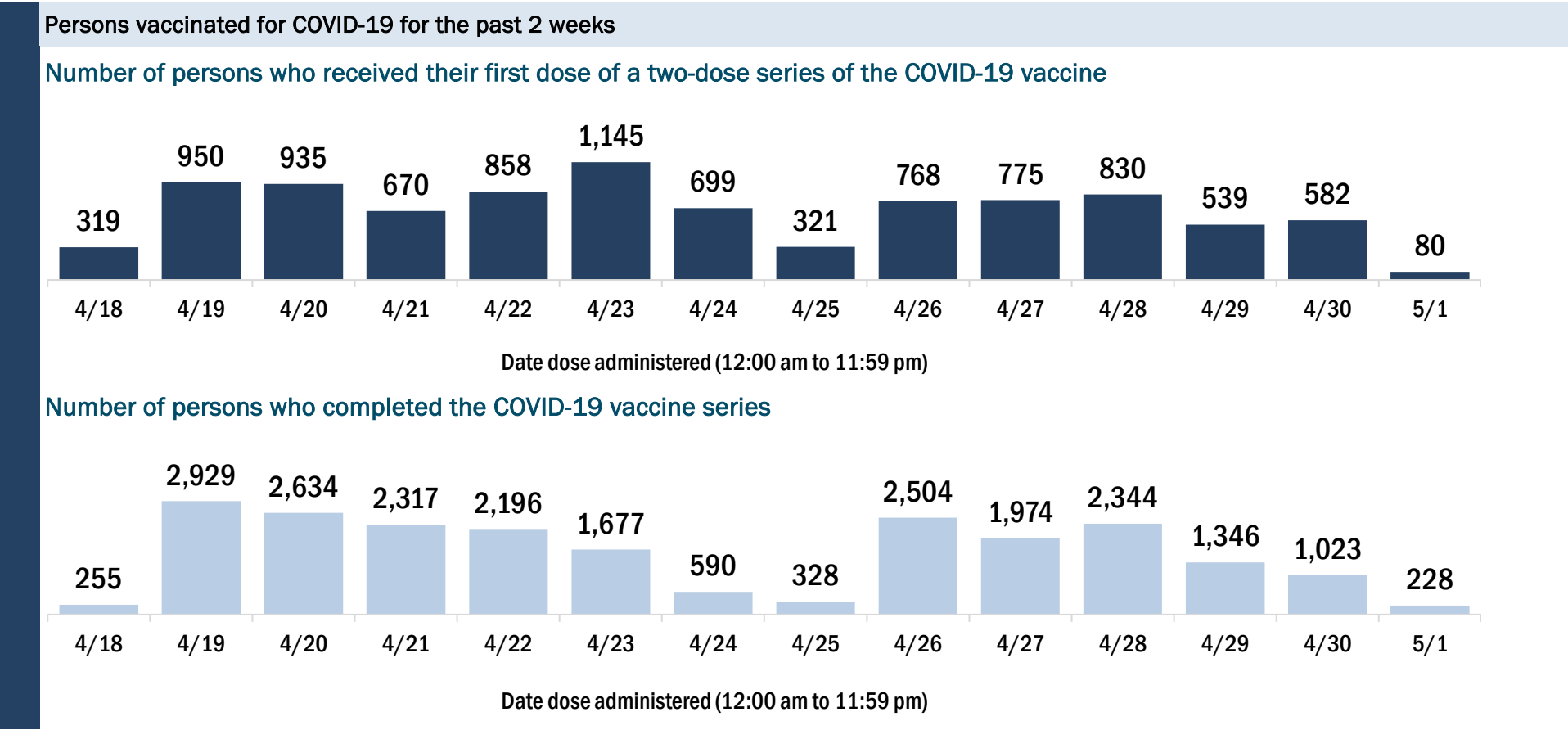
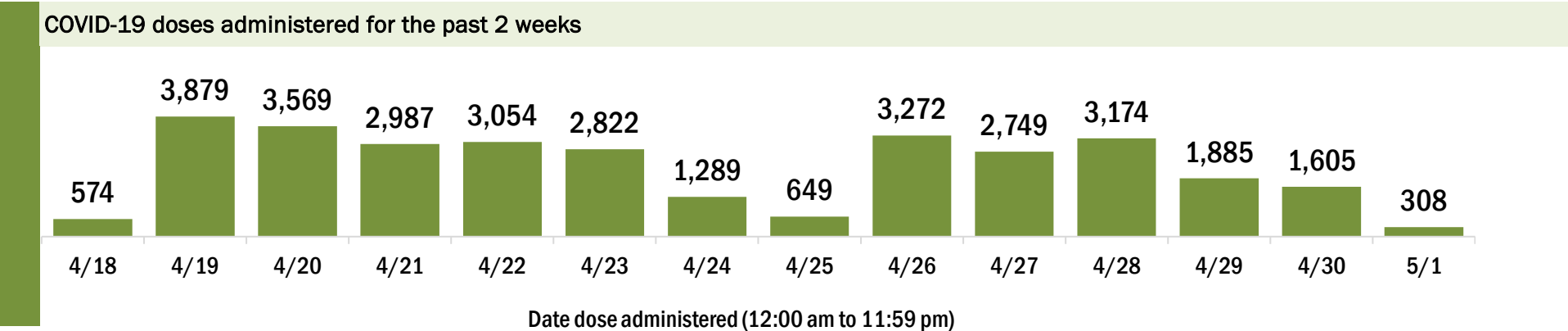
Data in this report are provisional and subject to change.

Data in this summary pertain to COVID-19 vaccines approved by the U.S. Food and Drug Administration and have been issued an Emergency Use Authorization (Janssen COVID-19 Vaccine, Moderna COVID-19 Vaccine and Pfizer-BioNTech COVID-19 Vaccine). These data summarize the number of people who have received either their first dose or have completed the series for a COVID-19 vaccine. **A person can only be counted in one category, first dose or series complete.** For persons receiving Moderna or Pfizer vaccines, once they receive their second dose, they are moved from the first dose column to the series completed column. **Because of this, the total first dose category may show a change from report to report not matching the total receiving their first dose from the previous day.** Persons receiving Johnson & Johnson vaccines will always be counted in the series completed column.

COVID-19 doses for vaccinated persons in Florida	
Doses administered	286,827
People receiving one dose of a 1-dose series (Johnson & Johnson) or receiving only one dose of a 2-dose series (Moderna, Pfizer) count once. Persons receiving both doses of a 2-dose series count twice.	

Current status of persons vaccinated for COVID-19 in Florida	
Total people vaccinated	165,015
First dose	36,914
Series completed	128,101
Completed 1-dose series	6,289
Completed 2-dose series	121,812
First dose: current number of people who have only received their first dose of the Moderna or Pfizer vaccine.	
Series complete: current number of people who have received both Moderna or Pfizer vaccine doses or one Johnson & Johnson dose and are considered fully immunized.	

Demographic summary	First dose	Series complete	Total people vaccinated
Age group	36,914	128,101	165,015
16-24 years	3,973	3,483	7,456
25-34 years	4,646	4,866	9,512
35-44 years	5,130	7,811	12,941
45-54 years	5,478	12,606	18,084
55-64 years	6,622	22,888	29,510
65-74 years	5,557	40,506	46,063
75-84 years	3,933	27,827	31,760
85+ years	1,575	8,114	9,689
Race	36,914	128,101	165,015
White	22,991	95,600	118,591
Black	2,503	6,467	8,970
American Indian/Alaskan	228	678	906
Other	4,266	11,115	15,381
Unknown	6,926	14,241	21,167
Other race includes Asian, native Hawaiian/Pacific Islander, or other.			
Ethnicity	36,914	128,101	165,015
Hispanic	5,085	8,695	13,780
Non-Hispanic	16,943	75,247	92,190
Unknown	14,886	44,159	59,045
Gender	36,914	128,101	165,015
Female	19,687	72,225	91,912
Male	17,098	55,762	72,860
Unknown	129	114	243



COVID-19: Lee County vaccine summary

Vaccination data through May 1, 2021 as of May 2, 2021 at 12:05 AM

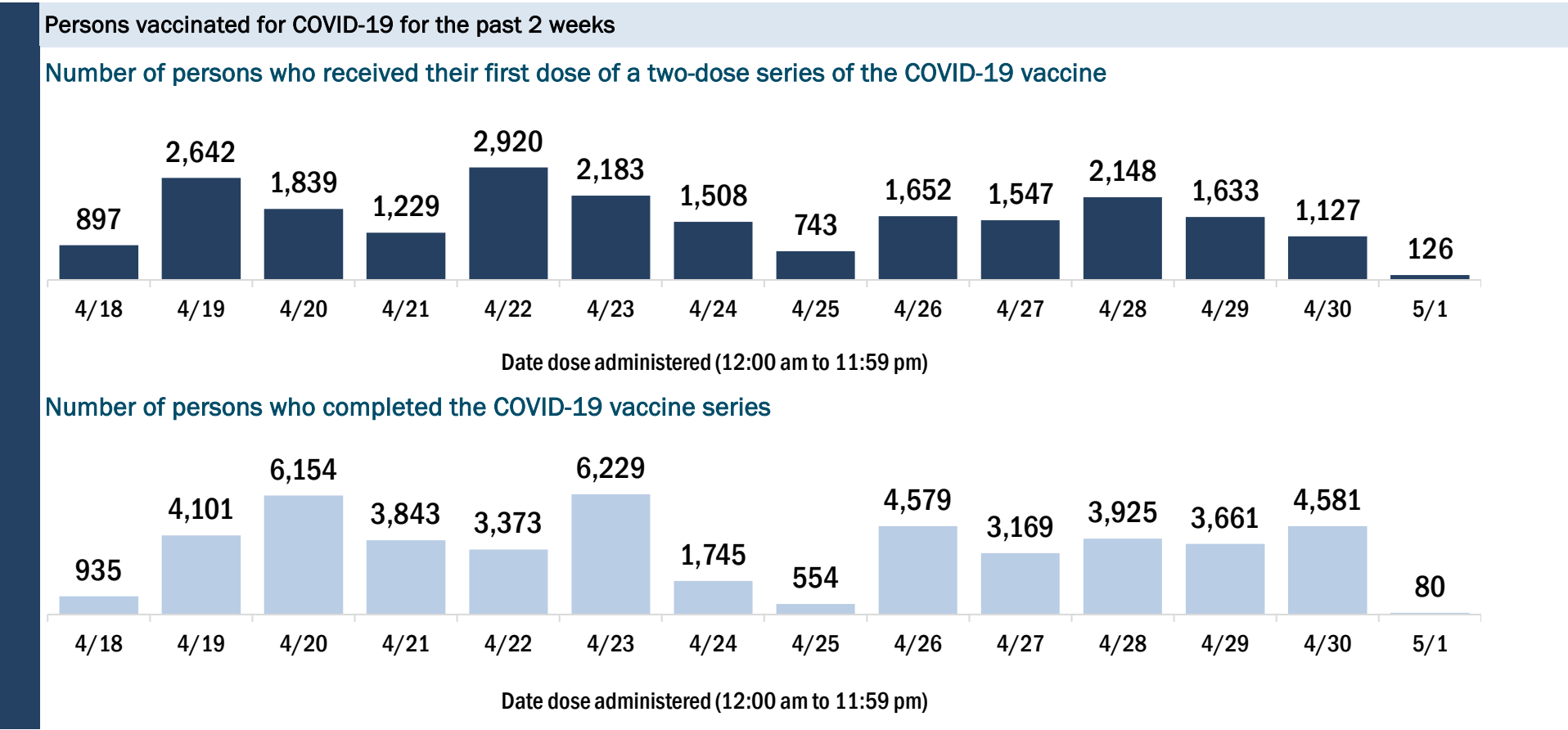
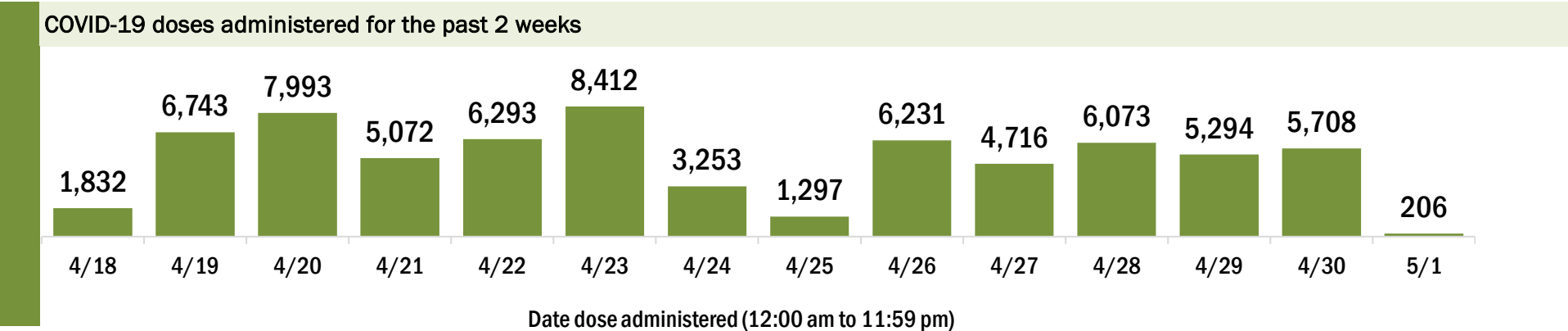
Data in this report are provisional and subject to change.

Data in this summary pertain to COVID-19 vaccines approved by the U.S. Food and Drug Administration and have been issued an Emergency Use Authorization (Janssen COVID-19 Vaccine, Moderna COVID-19 Vaccine and Pfizer-BioNTech COVID-19 Vaccine). These data summarize the number of people who have received either their first dose or have completed the series for a COVID-19 vaccine. **A person can only be counted in one category, first dose or series complete.** For persons receiving Moderna or Pfizer vaccines, once they receive their second dose, they are moved from the first dose column to the series completed column. **Because of this, the total first dose category may show a change from report to report not matching the total receiving their first dose from the previous day.** Persons receiving Johnson & Johnson vaccines will always be counted in the series completed column.

COVID-19 doses for vaccinated persons in Florida	
Doses administered	549,141
People receiving one dose of a 1-dose series (Johnson & Johnson) or receiving only one dose of a 2-dose series (Moderna, Pfizer) count once. Persons receiving both doses of a 2-dose series count twice.	

Current status of persons vaccinated for COVID-19 in Florida	
Total people vaccinated	324,697
First dose	87,630
Series completed	237,067
Completed 1-dose series	12,623
Completed 2-dose series	224,444
First dose: current number of people who have only received their first dose of the Moderna or Pfizer vaccine.	
Series complete: current number of people who have received both Moderna or Pfizer vaccine doses or one Johnson & Johnson dose and are considered fully immunized.	

Demographic summary	First dose	Series complete	Total people vaccinated
Age group	87,630	237,067	324,697
16-24 years	7,757	2,690	10,447
25-34 years	10,126	5,899	16,025
35-44 years	12,221	9,799	22,020
45-54 years	13,970	18,533	32,503
55-64 years	17,968	44,005	61,973
65-74 years	14,216	88,754	102,970
75-84 years	8,444	53,192	61,636
85+ years	2,928	14,195	17,123
Race	87,630	237,067	324,697
White	60,053	170,712	230,765
Black	3,655	5,421	9,076
American Indian/Alaskan	380	783	1,163
Other	8,051	15,203	23,254
Unknown	15,491	44,948	60,439
Other race includes Asian, native Hawaiian/Pacific Islander, or other.			
Ethnicity	87,630	237,067	324,697
Hispanic	15,683	14,860	30,543
Non-Hispanic	43,289	137,394	180,683
Unknown	28,658	84,813	113,471
Gender	87,630	237,067	324,697
Female	46,104	132,453	178,557
Male	41,320	104,190	145,510
Unknown	206	424	630



COVID-19: Leon County vaccine summary

Vaccination data through May 1, 2021 as of May 2, 2021 at 12:05 AM

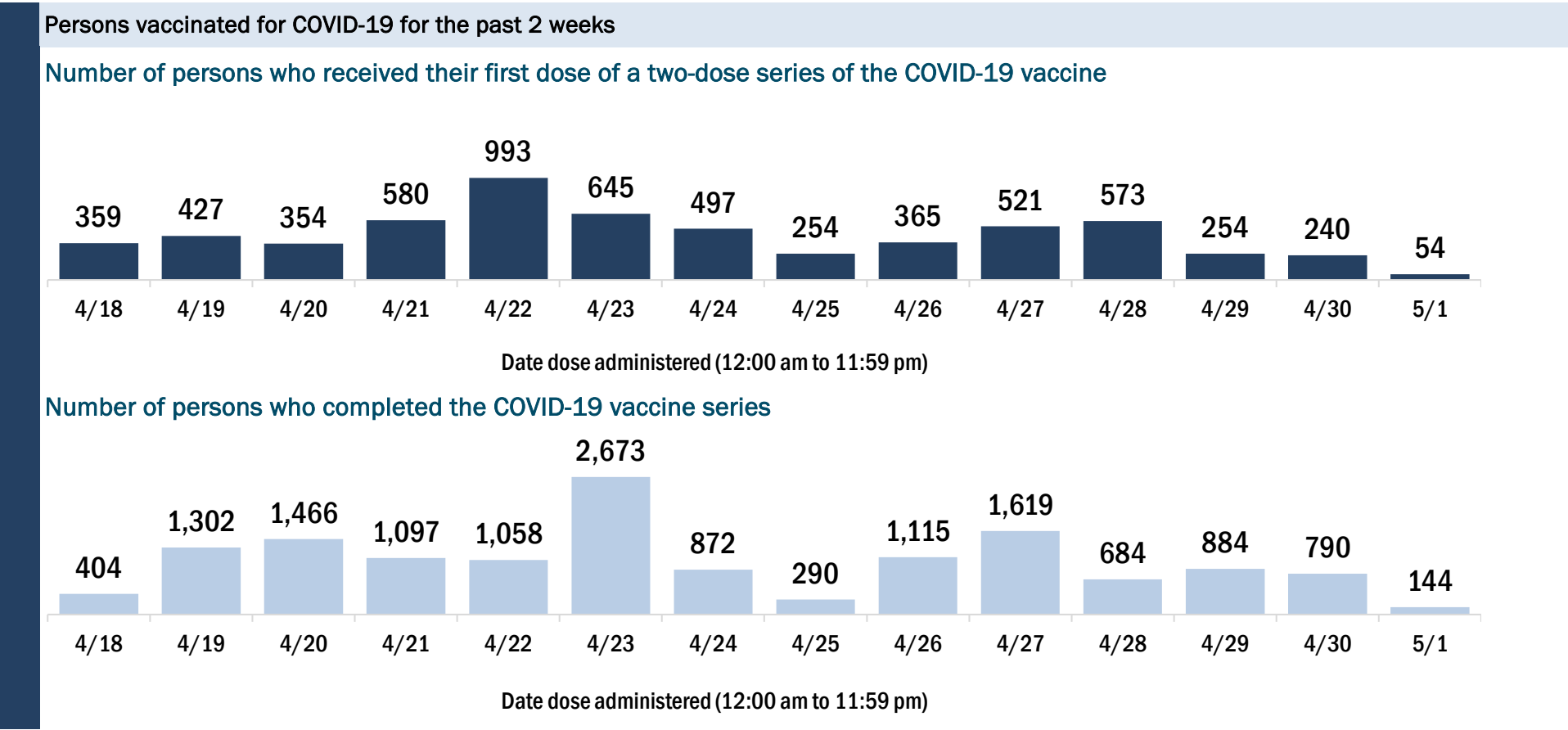
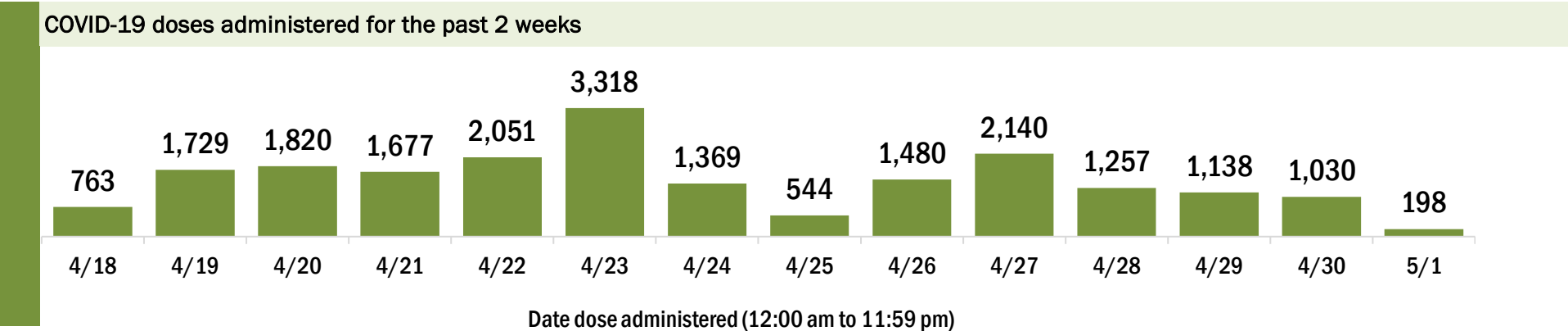
Data in this report are provisional and subject to change.

Data in this summary pertain to COVID-19 vaccines approved by the U.S. Food and Drug Administration and have been issued an Emergency Use Authorization (Janssen COVID-19 Vaccine, Moderna COVID-19 Vaccine and Pfizer-BioNTech COVID-19 Vaccine). These data summarize the number of people who have received either their first dose or have completed the series for a COVID-19 vaccine. **A person can only be counted in one category, first dose or series complete.** For persons receiving Moderna or Pfizer vaccines, once they receive their second dose, they are moved from the first dose column to the series completed column. **Because of this, the total first dose category may show a change from report to report not matching the total receiving their first dose from the previous day.** Persons receiving Johnson & Johnson vaccines will always be counted in the series completed column.

COVID-19 doses for vaccinated persons in Florida	
Doses administered	192,704
People receiving one dose of a 1-dose series (Johnson & Johnson) or receiving only one dose of a 2-dose series (Moderna, Pfizer) count once. Persons receiving both doses of a 2-dose series count twice.	

Current status of persons vaccinated for COVID-19 in Florida	
Total people vaccinated	112,917
First dose	28,668
Series completed	84,249
Completed 1-dose series	4,462
Completed 2-dose series	79,787
First dose: current number of people who have only received their first dose of the Moderna or Pfizer vaccine.	
Series complete: current number of people who have received both Moderna or Pfizer vaccine doses or one Johnson & Johnson dose and are considered fully immunized.	

Demographic summary	First dose	Series complete	Total people vaccinated
Age group	28,668	84,249	112,917
16-24 years	6,944	5,640	12,584
25-34 years	6,328	7,705	14,033
35-44 years	5,011	9,484	14,495
45-54 years	3,398	12,446	15,844
55-64 years	3,070	17,727	20,797
65-74 years	2,174	19,488	21,662
75-84 years	1,105	8,792	9,897
85+ years	638	2,967	3,605
Race	28,668	84,249	112,917
White	16,196	49,673	65,869
Black	4,541	11,775	16,316
American Indian/Alaskan	110	257	367
Other	3,814	14,945	18,759
Unknown	4,007	7,599	11,606
Other race includes Asian, native Hawaiian/Pacific Islander, or other.			
Ethnicity	28,668	84,249	112,917
Hispanic	2,047	3,715	5,762
Non-Hispanic	18,928	61,172	80,100
Unknown	7,693	19,362	27,055
Gender	28,668	84,249	112,917
Female	15,370	48,654	64,024
Male	13,252	35,557	48,809
Unknown	46	38	84



COVID-19: Levy County vaccine summary

Vaccination data through May 1, 2021 as of May 2, 2021 at 12:05 AM

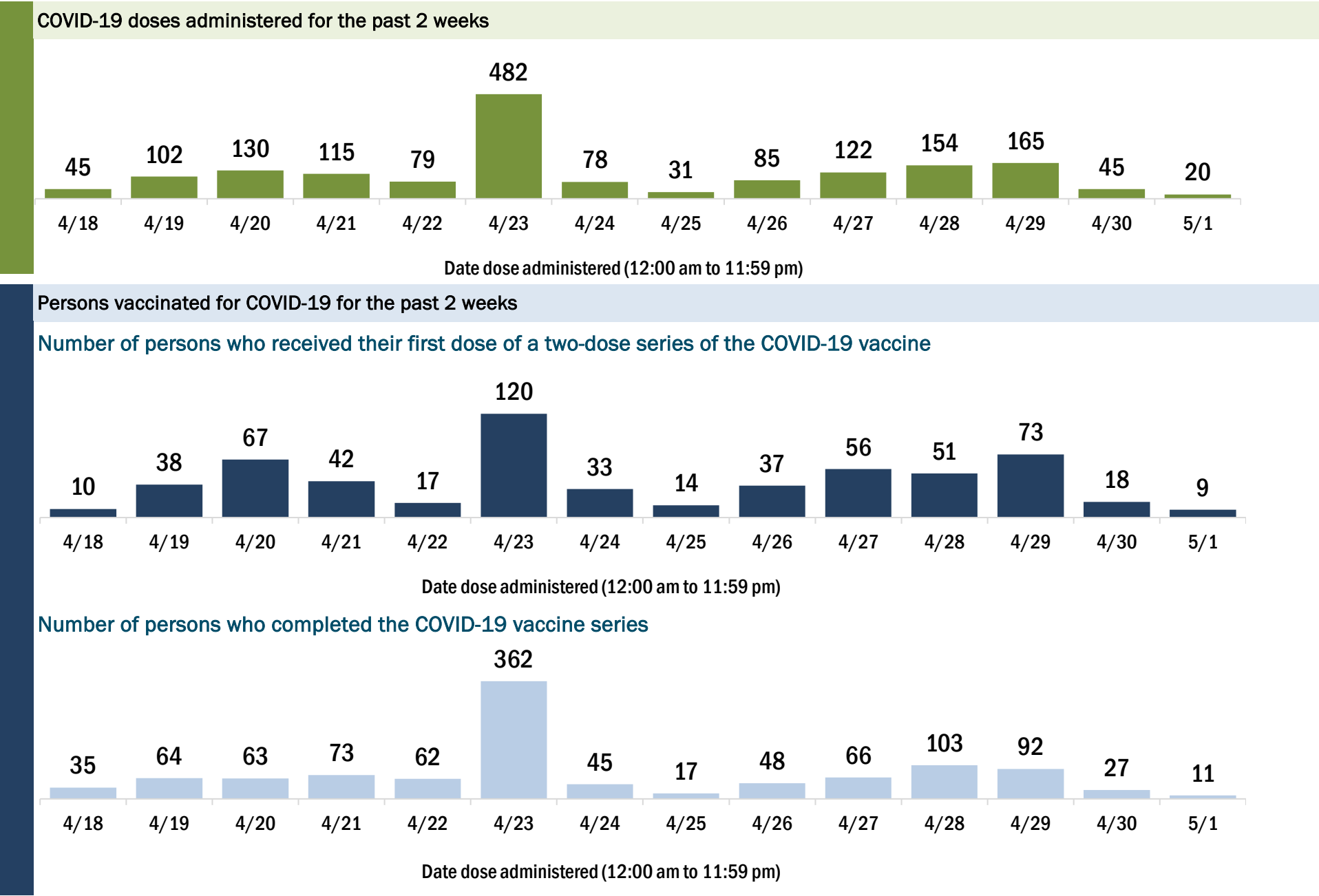
Data in this report are provisional and subject to change.

Data in this summary pertain to COVID-19 vaccines approved by the U.S. Food and Drug Administration and have been issued an Emergency Use Authorization (Janssen COVID-19 Vaccine, Moderna COVID-19 Vaccine and Pfizer-BioNTech COVID-19 Vaccine). These data summarize the number of people who have received either their first dose or have completed the series for a COVID-19 vaccine. **A person can only be counted in one category, first dose or series complete.** For persons receiving Moderna or Pfizer vaccines, once they receive their second dose, they are moved from the first dose column to the series completed column. **Because of this, the total first dose category may show a change from report to report not matching the total receiving their first dose from the previous day.** Persons receiving Johnson & Johnson vaccines will always be counted in the series completed column.

COVID-19 doses for vaccinated persons in Florida	
Doses administered	18,598
People receiving one dose of a 1-dose series (Johnson & Johnson) or receiving only one dose of a 2-dose series (Moderna, Pfizer) count once. Persons receiving both doses of a 2-dose series count twice.	

Current status of persons vaccinated for COVID-19 in Florida	
Total people vaccinated	11,051
First dose	2,462
Series completed	8,589
Completed 1-dose series	1,042
Completed 2-dose series	7,547
First dose: current number of people who have only received their first dose of the Moderna or Pfizer vaccine.	
Series complete: current number of people who have received both Moderna or Pfizer vaccine doses or one Johnson & Johnson dose and are considered fully immunized.	

Demographic summary	First dose	Series complete	Total people vaccinated
Age group	2,462	8,589	11,051
16-24 years	148	109	257
25-34 years	212	240	452
35-44 years	275	321	596
45-54 years	381	671	1,052
55-64 years	639	1,801	2,440
65-74 years	491	3,293	3,784
75-84 years	244	1,734	1,978
85+ years	72	420	492
Race	2,462	8,589	11,051
White	1,818	6,774	8,592
Black	233	546	779
American Indian/Alaskan	11	51	62
Other	176	478	654
Unknown	224	740	964
Other race includes Asian, native Hawaiian/Pacific Islander, or other.			
Ethnicity	2,462	8,589	11,051
Hispanic	224	335	559
Non-Hispanic	1,618	6,290	7,908
Unknown	620	1,964	2,584
Gender	2,462	8,589	11,051
Female	1,343	4,909	6,252
Male	1,116	3,680	4,796
Unknown	3	0	3



COVID-19: Liberty County vaccine summary

Vaccination data through May 1, 2021 as of May 2, 2021 at 12:05 AM

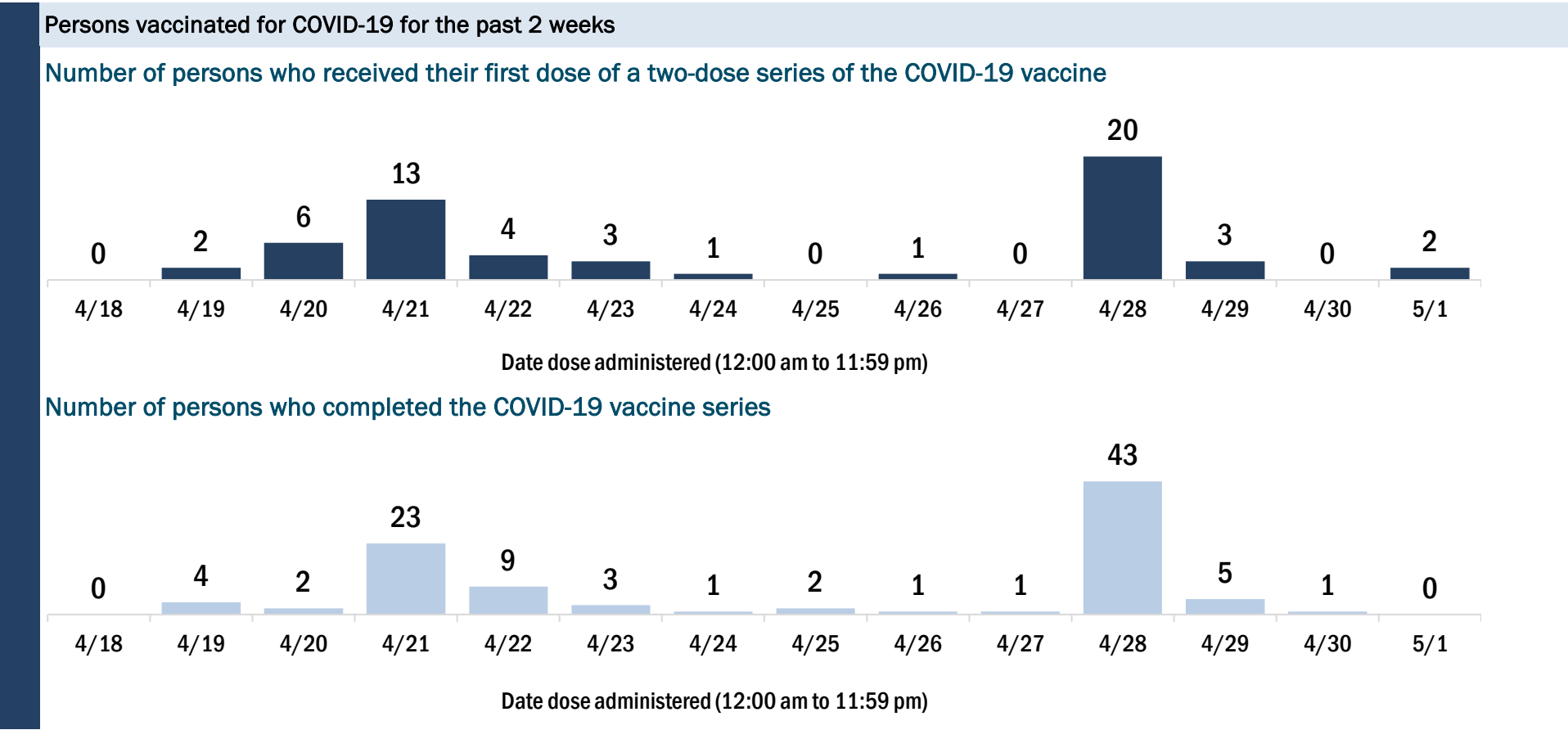
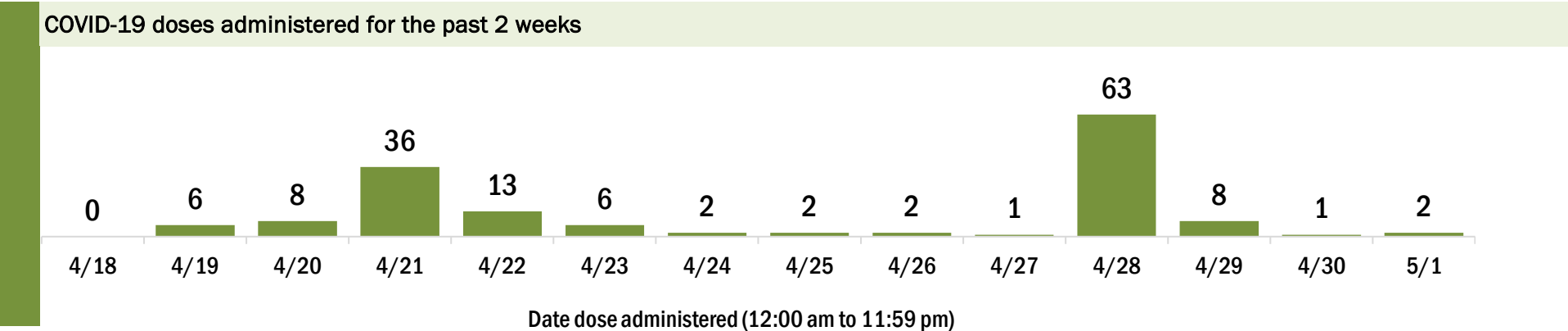
Data in this report are provisional and subject to change.

Data in this summary pertain to COVID-19 vaccines approved by the U.S. Food and Drug Administration and have been issued an Emergency Use Authorization (Janssen COVID-19 Vaccine, Moderna COVID-19 Vaccine and Pfizer-BioNTech COVID-19 Vaccine). These data summarize the number of people who have received either their first dose or have completed the series for a COVID-19 vaccine. **A person can only be counted in one category, first dose or series complete.** For persons receiving Moderna or Pfizer vaccines, once they receive their second dose, they are moved from the first dose column to the series completed column. **Because of this, the total first dose category may show a change from report to report not matching the total receiving their first dose from the previous day.** Persons receiving Johnson & Johnson vaccines will always be counted in the series completed column.

COVID-19 doses for vaccinated persons in Florida	
Doses administered	3,162
People receiving one dose of a 1-dose series (Johnson & Johnson) or receiving only one dose of a 2-dose series (Moderna, Pfizer) count once. Persons receiving both doses of a 2-dose series count twice.	

Current status of persons vaccinated for COVID-19 in Florida	
Total people vaccinated	1,979
First dose	726
Series completed	1,253
Completed 1-dose series	70
Completed 2-dose series	1,183
First dose: current number of people who have only received their first dose of the Moderna or Pfizer vaccine.	
Series complete: current number of people who have received both Moderna or Pfizer vaccine doses or one Johnson & Johnson dose and are considered fully immunized.	

Demographic summary	First dose	Series complete	Total people vaccinated
Age group	726	1,253	1,979
16-24 years	31	20	51
25-34 years	105	35	140
35-44 years	153	80	233
45-54 years	183	107	290
55-64 years	157	313	470
65-74 years	68	417	485
75-84 years	25	222	247
85+ years	4	59	63
Race	726	1,253	1,979
White	252	903	1,155
Black	94	116	210
American Indian/Alaskan	3	10	13
Other	38	101	139
Unknown	339	123	462
Other race includes Asian, native Hawaiian/Pacific Islander, or other.			
Ethnicity	726	1,253	1,979
Hispanic	11	16	27
Non-Hispanic	147	686	833
Unknown	568	551	1,119
Gender	726	1,253	1,979
Female	155	673	828
Male	571	580	1,151
Unknown	0	0	0



COVID-19: Madison County vaccine summary

Vaccination data through May 1, 2021 as of May 2, 2021 at 12:05 AM

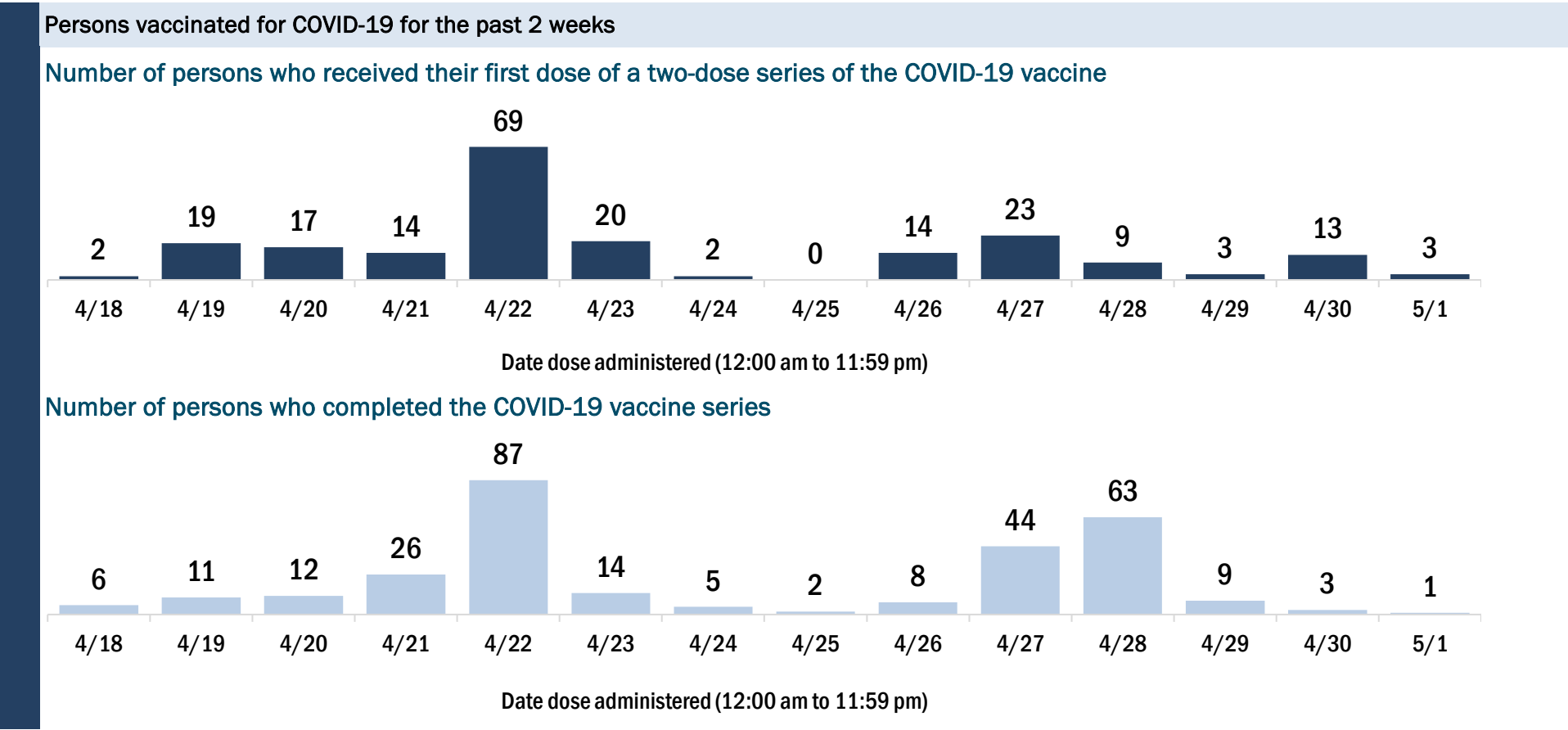
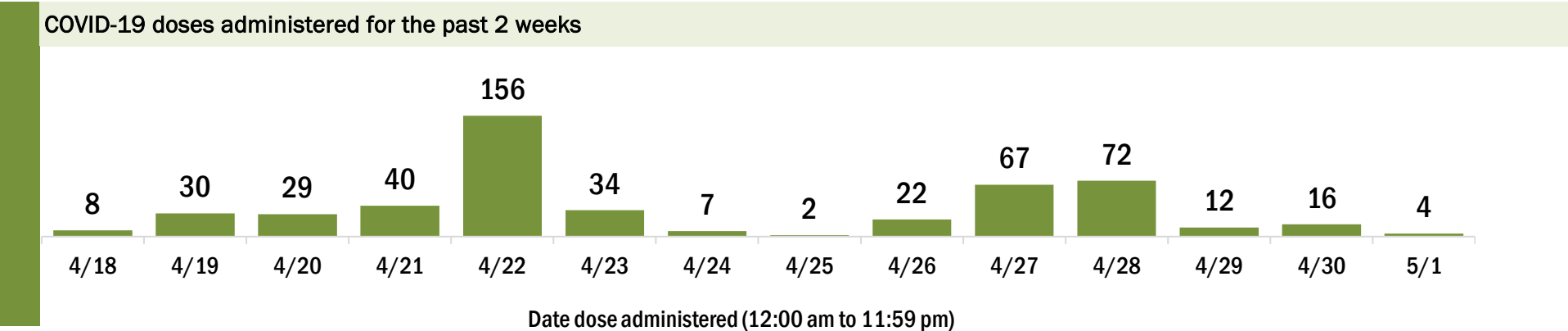
Data in this report are provisional and subject to change.

Data in this summary pertain to COVID-19 vaccines approved by the U.S. Food and Drug Administration and have been issued an Emergency Use Authorization (Janssen COVID-19 Vaccine, Moderna COVID-19 Vaccine and Pfizer-BioNTech COVID-19 Vaccine). These data summarize the number of people who have received either their first dose or have completed the series for a COVID-19 vaccine. **A person can only be counted in one category, first dose or series complete.** For persons receiving Moderna or Pfizer vaccines, once they receive their second dose, they are moved from the first dose column to the series completed column. **Because of this, the total first dose category may show a change from report to report not matching the total receiving their first dose from the previous day.** Persons receiving Johnson & Johnson vaccines will always be counted in the series completed column.

COVID-19 doses for vaccinated persons in Florida	
Doses administered	9,157
People receiving one dose of a 1-dose series (Johnson & Johnson) or receiving only one dose of a 2-dose series (Moderna, Pfizer) count once. Persons receiving both doses of a 2-dose series count twice.	

Current status of persons vaccinated for COVID-19 in Florida	
Total people vaccinated	5,571
First dose	1,566
Series completed	4,005
Completed 1-dose series	419
Completed 2-dose series	3,586
First dose: current number of people who have only received their first dose of the Moderna or Pfizer vaccine.	
Series complete: current number of people who have received both Moderna or Pfizer vaccine doses or one Johnson & Johnson dose and are considered fully immunized.	

Demographic summary	First dose	Series complete	Total people vaccinated
Age group	1,566	4,005	5,571
16-24 years	77	50	127
25-34 years	154	123	277
35-44 years	272	220	492
45-54 years	351	393	744
55-64 years	433	827	1,260
65-74 years	186	1,413	1,599
75-84 years	70	769	839
85+ years	23	210	233
Race	1,566	4,005	5,571
White	798	2,273	3,071
Black	546	1,167	1,713
American Indian/Alaskan	1	9	10
Other	122	314	436
Unknown	99	242	341
Other race includes Asian, native Hawaiian/Pacific Islander, or other.			
Ethnicity	1,566	4,005	5,571
Hispanic	116	97	213
Non-Hispanic	1,224	2,060	3,284
Unknown	226	1,848	2,074
Gender	1,566	4,005	5,571
Female	513	2,254	2,767
Male	1,053	1,751	2,804
Unknown	0	0	0



COVID-19: Manatee County vaccine summary

Vaccination data through May 1, 2021 as of May 2, 2021 at 12:05 AM

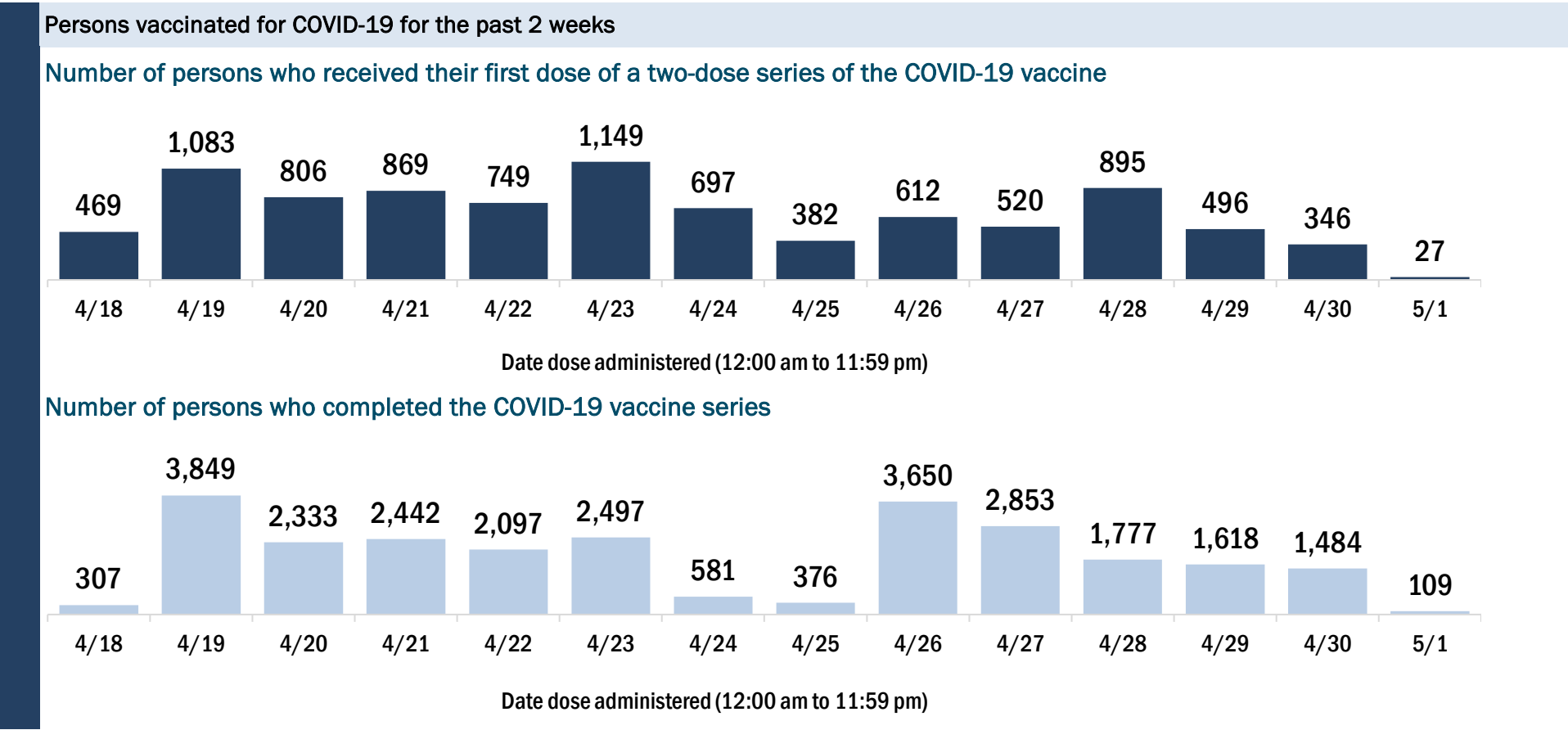
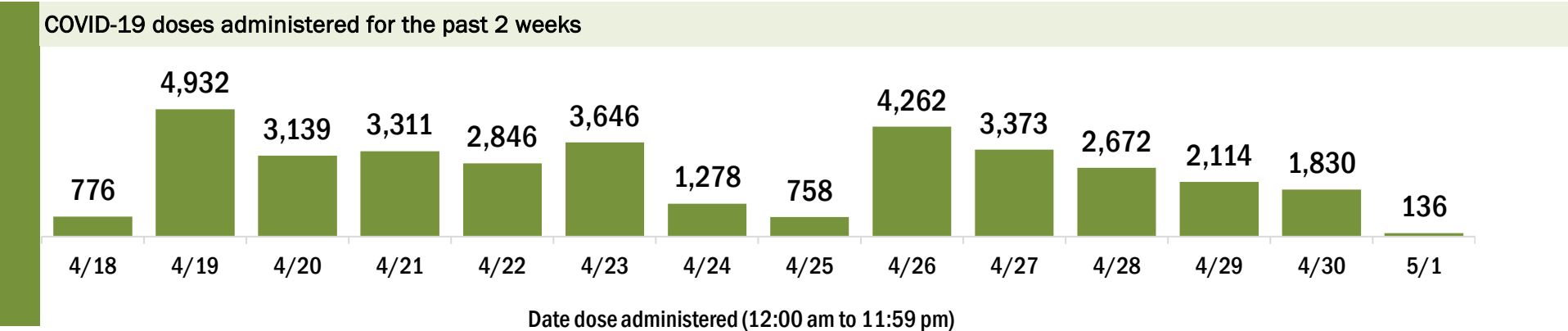
Data in this report are provisional and subject to change.

Data in this summary pertain to COVID-19 vaccines approved by the U.S. Food and Drug Administration and have been issued an Emergency Use Authorization (Janssen COVID-19 Vaccine, Moderna COVID-19 Vaccine and Pfizer-BioNTech COVID-19 Vaccine). These data summarize the number of people who have received either their first dose or have completed the series for a COVID-19 vaccine. **A person can only be counted in one category, first dose or series complete.** For persons receiving Moderna or Pfizer vaccines, once they receive their second dose, they are moved from the first dose column to the series completed column. **Because of this, the total first dose category may show a change from report to report not matching the total receiving their first dose from the previous day.** Persons receiving Johnson & Johnson vaccines will always be counted in the series completed column.

COVID-19 doses for vaccinated persons in Florida	
Doses administered	289,317
People receiving one dose of a 1-dose series (Johnson & Johnson) or receiving only one dose of a 2-dose series (Moderna, Pfizer) count once. Persons receiving both doses of a 2-dose series count twice.	

Current status of persons vaccinated for COVID-19 in Florida	
Total people vaccinated	169,824
First dose	44,490
Series completed	125,334
Completed 1-dose series	5,841
Completed 2-dose series	119,493
First dose: current number of people who have only received their first dose of the Moderna or Pfizer vaccine.	
Series complete: current number of people who have received both Moderna or Pfizer vaccine doses or one Johnson & Johnson dose and are considered fully immunized.	

Demographic summary	First dose	Series complete	Total people vaccinated
Age group	44,490	125,334	169,824
16-24 years	4,286	1,912	6,198
25-34 years	5,243	3,891	9,134
35-44 years	6,055	6,452	12,507
45-54 years	6,721	12,287	19,008
55-64 years	8,134	25,646	33,780
65-74 years	7,626	42,908	50,534
75-84 years	4,629	24,650	29,279
85+ years	1,796	7,588	9,384
Race	44,490	125,334	169,824
White	30,824	96,660	127,484
Black	1,789	3,810	5,599
American Indian/Alaskan	207	494	701
Other	4,048	8,836	12,884
Unknown	7,622	15,534	23,156
Other race includes Asian, native Hawaiian/Pacific Islander, or other.			
Ethnicity	44,490	125,334	169,824
Hispanic	5,142	5,782	10,924
Non-Hispanic	23,713	76,619	100,332
Unknown	15,635	42,933	58,568
Gender	44,490	125,334	169,824
Female	23,575	70,240	93,815
Male	20,772	55,027	75,799
Unknown	143	67	210



COVID-19: Marion County vaccine summary

Vaccination data through May 1, 2021 as of May 2, 2021 at 12:05 AM

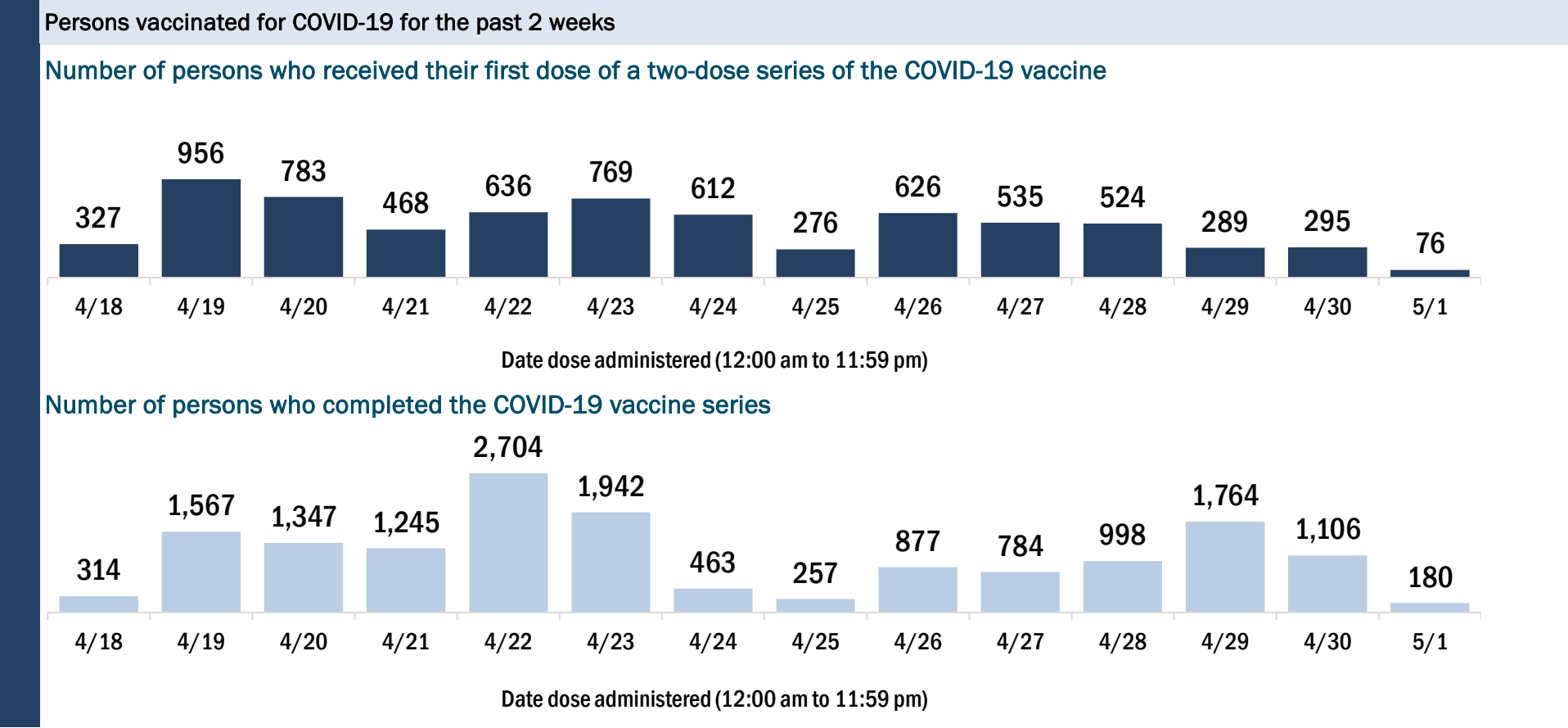
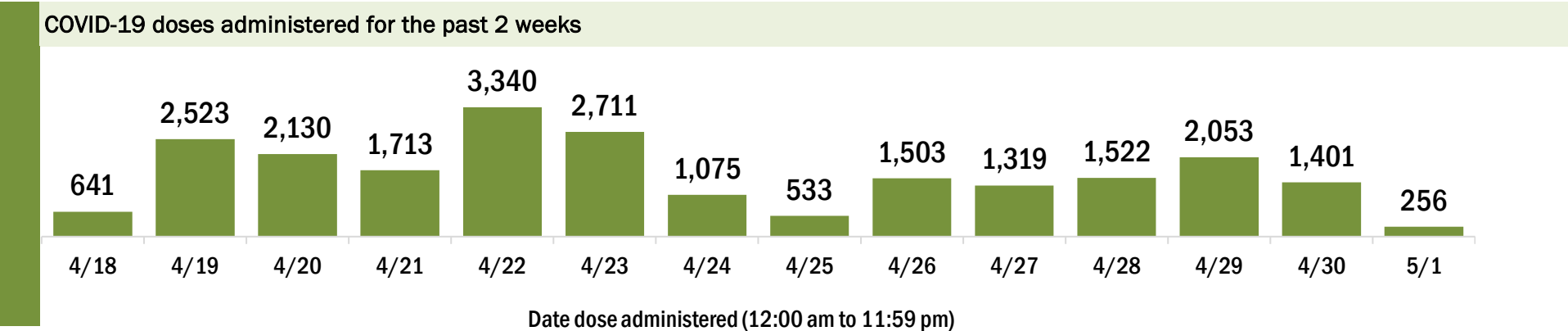
Data in this report are provisional and subject to change.

Data in this summary pertain to COVID-19 vaccines approved by the U.S. Food and Drug Administration and have been issued an Emergency Use Authorization (Janssen COVID-19 Vaccine, Moderna COVID-19 Vaccine and Pfizer-BioNTech COVID-19 Vaccine). These data summarize the number of people who have received either their first dose or have completed the series for a COVID-19 vaccine. **A person can only be counted in one category, first dose or series complete.** For persons receiving Moderna or Pfizer vaccines, once they receive their second dose, they are moved from the first dose column to the series completed column. **Because of this, the total first dose category may show a change from report to report not matching the total receiving their first dose from the previous day.** Persons receiving Johnson & Johnson vaccines will always be counted in the series completed column.

COVID-19 doses for vaccinated persons in Florida	
Doses administered	230,150
People receiving one dose of a 1-dose series (Johnson & Johnson) or receiving only one dose of a 2-dose series (Moderna, Pfizer) count once. Persons receiving both doses of a 2-dose series count twice.	

Current status of persons vaccinated for COVID-19 in Florida	
Total people vaccinated	132,956
First dose	31,125
Series completed	101,831
Completed 1-dose series	4,637
Completed 2-dose series	97,194
First dose: current number of people who have only received their first dose of the Moderna or Pfizer vaccine.	
Series complete: current number of people who have received both Moderna or Pfizer vaccine doses or one Johnson & Johnson dose and are considered fully immunized.	

Demographic summary	First dose	Series complete	Total people vaccinated
Age group	31,125	101,831	132,956
16-24 years	2,761	1,794	4,555
25-34 years	3,449	3,161	6,610
35-44 years	4,224	4,903	9,127
45-54 years	4,867	8,642	13,509
55-64 years	6,468	18,419	24,887
65-74 years	4,906	34,825	39,731
75-84 years	3,124	23,401	26,525
85+ years	1,326	6,686	8,012
Race	31,125	101,831	132,956
White	19,305	71,684	90,989
Black	2,748	6,646	9,394
American Indian/Alaskan	140	369	509
Other	3,561	9,168	12,729
Unknown	5,371	13,964	19,335
Other race includes Asian, native Hawaiian/Pacific Islander, or other.			
Ethnicity	31,125	101,831	132,956
Hispanic	4,213	7,126	11,339
Non-Hispanic	15,599	64,283	79,882
Unknown	11,313	30,422	41,735
Gender	31,125	101,831	132,956
Female	17,259	58,394	75,653
Male	13,826	43,397	57,223
Unknown	40	40	80



COVID-19: Martin County vaccine summary

Vaccination data through May 1, 2021 as of May 2, 2021 at 12:05 AM

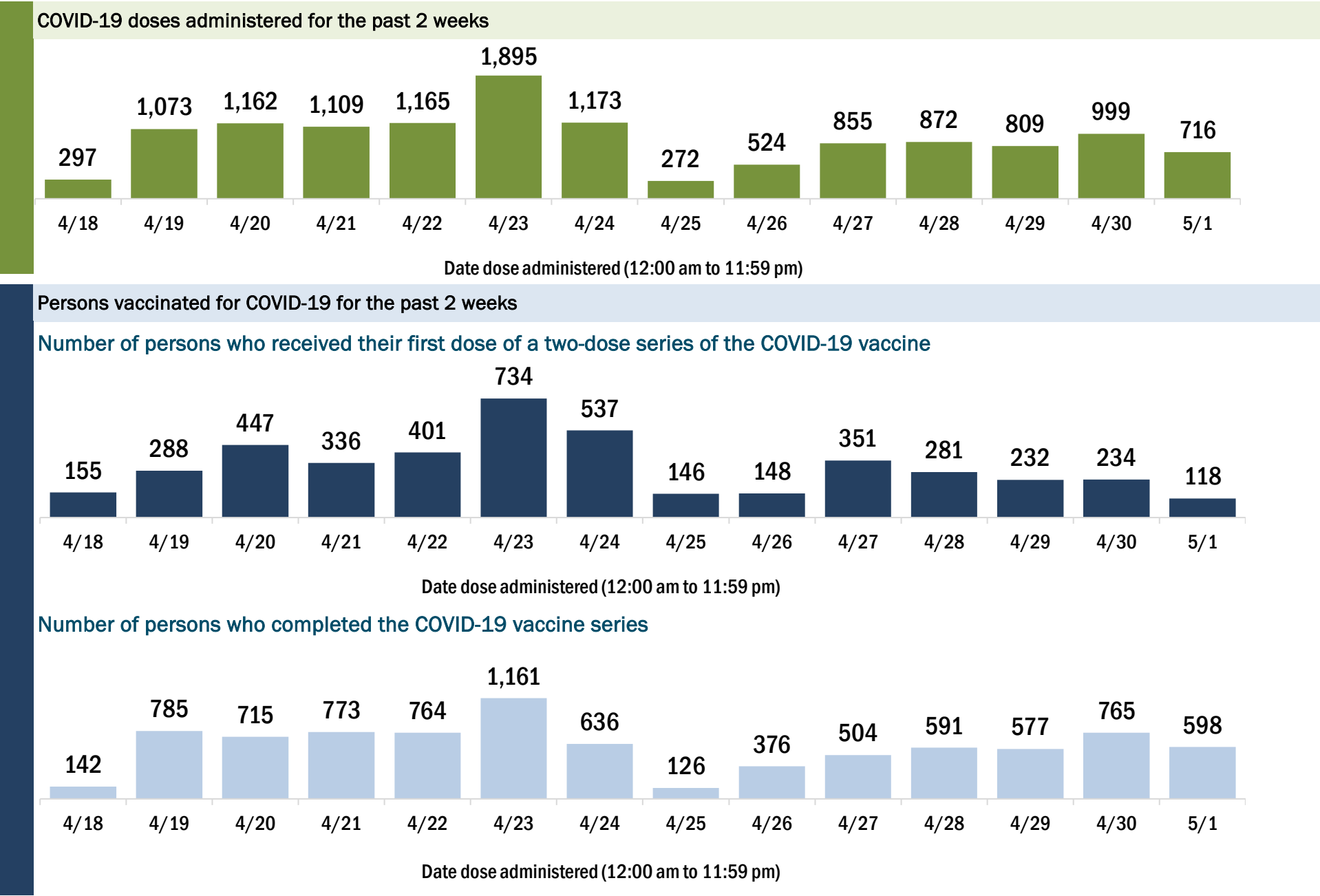
Data in this report are provisional and subject to change.

Data in this summary pertain to COVID-19 vaccines approved by the U.S. Food and Drug Administration and have been issued an Emergency Use Authorization (Janssen COVID-19 Vaccine, Moderna COVID-19 Vaccine and Pfizer-BioNTech COVID-19 Vaccine). These data summarize the number of people who have received either their first dose or have completed the series for a COVID-19 vaccine. **A person can only be counted in one category, first dose or series complete.** For persons receiving Moderna or Pfizer vaccines, once they receive their second dose, they are moved from the first dose column to the series completed column. **Because of this, the total first dose category may show a change from report to report not matching the total receiving their first dose from the previous day.** Persons receiving Johnson & Johnson vaccines will always be counted in the series completed column.

COVID-19 doses for vaccinated persons in Florida	
Doses administered	127,879
People receiving one dose of a 1-dose series (Johnson & Johnson) or receiving only one dose of a 2-dose series (Moderna, Pfizer) count once. Persons receiving both doses of a 2-dose series count twice.	

Current status of persons vaccinated for COVID-19 in Florida	
Total people vaccinated	75,516
First dose	20,169
Series completed	55,347
Completed 1-dose series	2,984
Completed 2-dose series	52,363
First dose: current number of people who have only received their first dose of the Moderna or Pfizer vaccine.	
Series complete: current number of people who have received both Moderna or Pfizer vaccine doses or one Johnson & Johnson dose and are considered fully immunized.	

Demographic summary	First dose	Series complete	Total people vaccinated
Age group	20,169	55,347	75,516
16-24 years	1,610	704	2,314
25-34 years	1,817	1,203	3,020
35-44 years	2,429	2,276	4,705
45-54 years	3,113	4,286	7,399
55-64 years	4,889	10,500	15,389
65-74 years	3,244	18,731	21,975
75-84 years	2,130	12,986	15,116
85+ years	937	4,661	5,598
Race	20,169	55,347	75,516
White	14,253	37,813	52,066
Black	808	1,099	1,907
American Indian/Alaskan	70	98	168
Other	1,505	3,846	5,351
Unknown	3,533	12,491	16,024
Other race includes Asian, native Hawaiian/Pacific Islander, or other.			
Ethnicity	20,169	55,347	75,516
Hispanic	1,654	1,885	3,539
Non-Hispanic	10,375	24,231	34,606
Unknown	8,140	29,231	37,371
Gender	20,169	55,347	75,516
Female	10,204	31,406	41,610
Male	9,944	23,923	33,867
Unknown	21	18	39



COVID-19: Monroe County vaccine summary

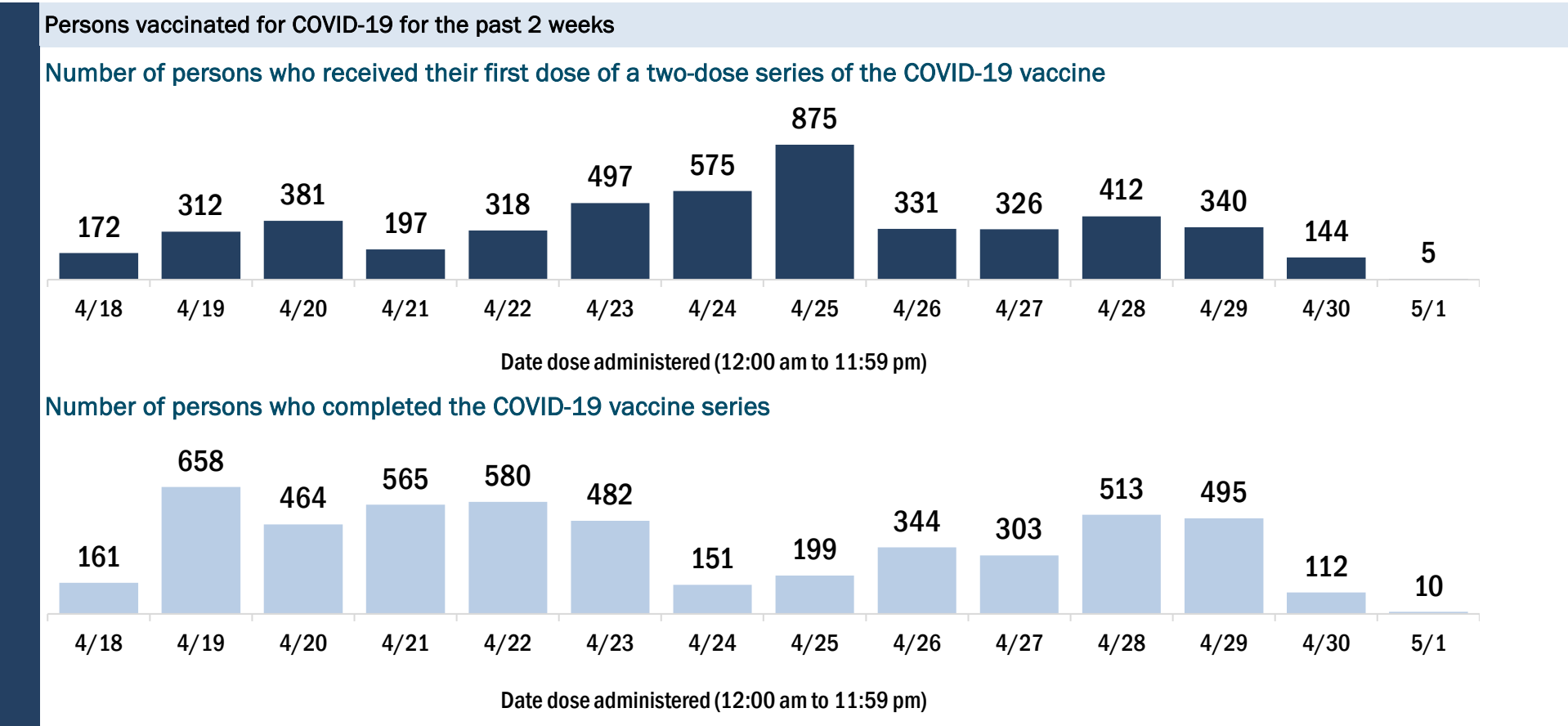
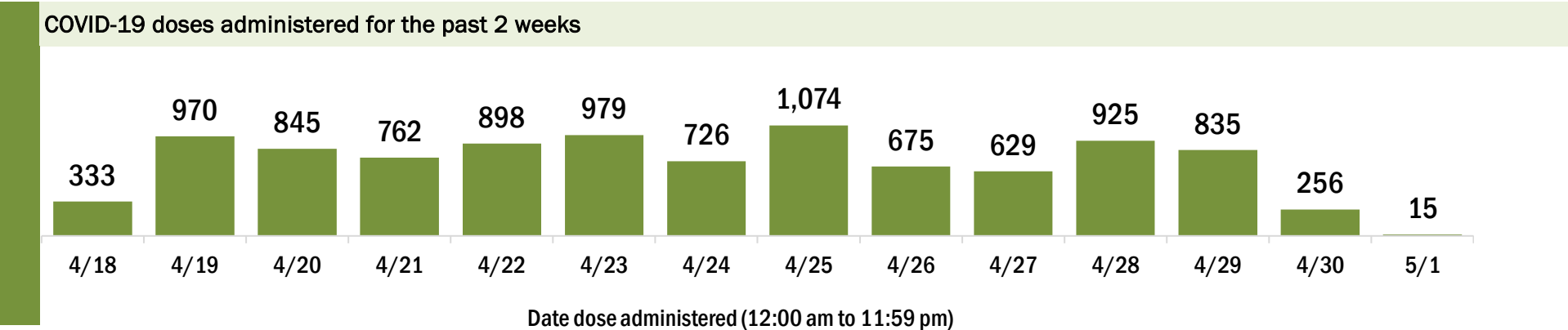
Vaccination data through May 1, 2021 as of May 2, 2021 at 12:05 AM

Data in this report are provisional and subject to change.

Data in this summary pertain to COVID-19 vaccines approved by the U.S. Food and Drug Administration and have been issued an Emergency Use Authorization (Janssen COVID-19 Vaccine, Moderna COVID-19 Vaccine and Pfizer-BioNTech COVID-19 Vaccine). These data summarize the number of people who have received either their first dose or have completed the series for a COVID-19 vaccine. **A person can only be counted in one category, first dose or series complete.** For persons receiving Moderna or Pfizer vaccines, once they receive their second dose, they are moved from the first dose column to the series completed column. **Because of this, the total first dose category may show a change from report to report not matching the total receiving their first dose from the previous day.** Persons receiving Johnson & Johnson vaccines will always be counted in the series completed column.

COVID-19 doses for vaccinated persons in Florida		Demographic summary			
Doses administered	59,781	First dose	Series complete	Total people vaccinated	
People receiving one dose of a 1-dose series (Johnson & Johnson) or receiving only one dose of a 2-dose series (Moderna, Pfizer) count once. Persons receiving both doses of a 2-dose series count twice.		Age group	11,718	25,003	36,721
		16-24 years	933	317	1,250
		25-34 years	1,490	795	2,285
		35-44 years	1,868	1,472	3,340
		45-54 years	2,163	2,904	5,067
		55-64 years	2,727	6,020	8,747
		65-74 years	1,762	8,706	10,468
		75-84 years	613	3,849	4,462
		85+ years	162	940	1,102
		Race	11,718	25,003	36,721
		White	7,955	18,297	26,252
		Black	354	474	828
		American Indian/Alaskan	47	85	132
		Other	817	1,317	2,134
		Unknown	2,545	4,830	7,375
		Other race includes Asian, native Hawaiian/Pacific Islander, or other.			
		Ethnicity	11,718	25,003	36,721
		Hispanic	1,985	2,244	4,229
		Non-Hispanic	5,453	14,267	19,720
		Unknown	4,280	8,492	12,772
		Gender	11,718	25,003	36,721
		Female	5,836	13,069	18,905
		Male	5,872	11,932	17,804
		Unknown	10	2	12

Current status of persons vaccinated for COVID-19 in Florida	
Total people vaccinated	36,721
First dose	11,718
Series completed	25,003
Completed 1-dose series	1,943
Completed 2-dose series	23,060
First dose: current number of people who have only received their first dose of the Moderna or Pfizer vaccine.	
Series complete: current number of people who have received both Moderna or Pfizer vaccine doses or one Johnson & Johnson dose and are considered fully immunized.	



COVID-19: Nassau County vaccine summary

Vaccination data through May 1, 2021 as of May 2, 2021 at 12:05 AM

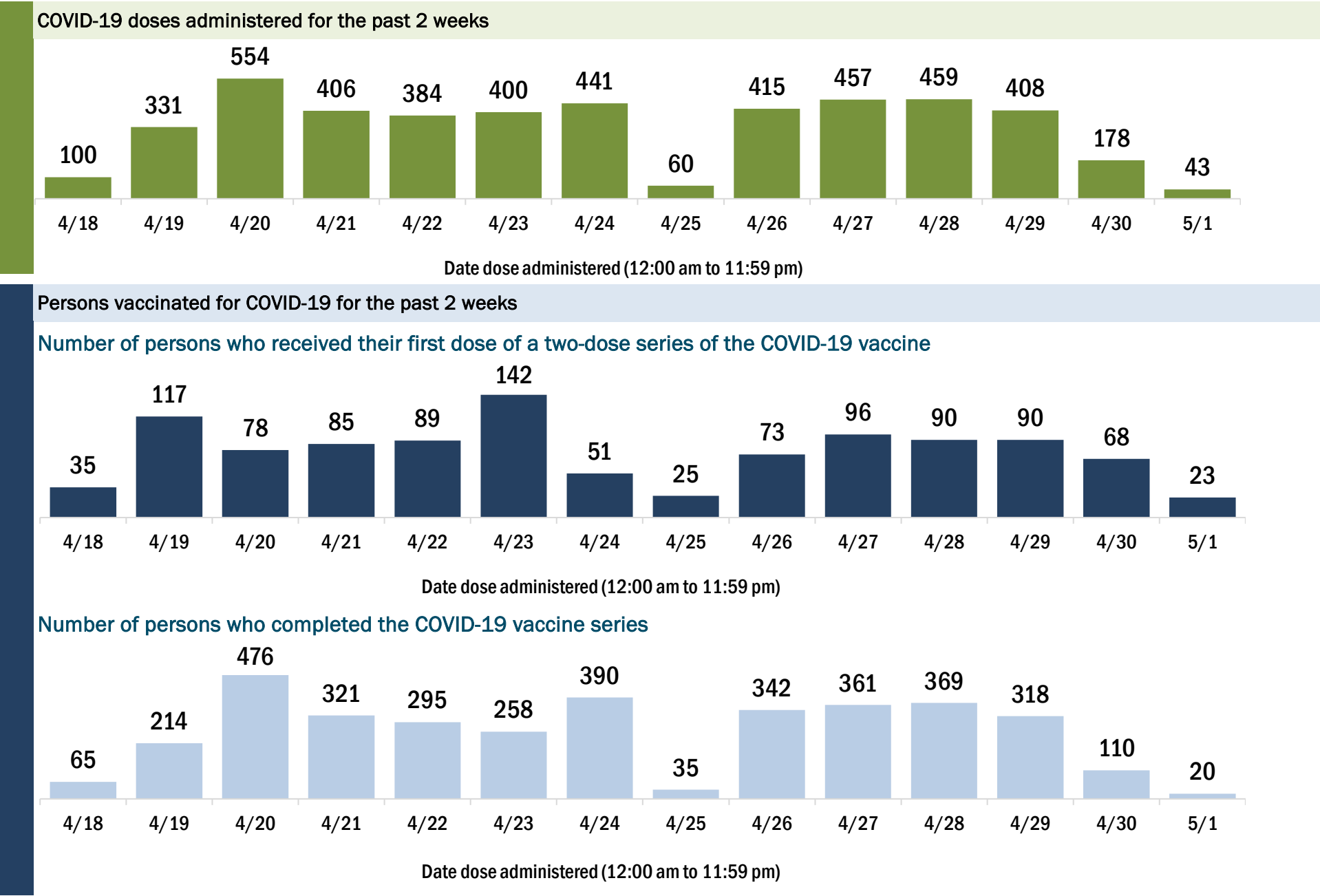
Data in this report are provisional and subject to change.

Data in this summary pertain to COVID-19 vaccines approved by the U.S. Food and Drug Administration and have been issued an Emergency Use Authorization (Janssen COVID-19 Vaccine, Moderna COVID-19 Vaccine and Pfizer-BioNTech COVID-19 Vaccine). These data summarize the number of people who have received either their first dose or have completed the series for a COVID-19 vaccine. **A person can only be counted in one category, first dose or series complete.** For persons receiving Moderna or Pfizer vaccines, once they receive their second dose, they are moved from the first dose column to the series completed column. **Because of this, the total first dose category may show a change from report to report not matching the total receiving their first dose from the previous day.** Persons receiving Johnson & Johnson vaccines will always be counted in the series completed column.

COVID-19 doses for vaccinated persons in Florida	
Doses administered	60,154
People receiving one dose of a 1-dose series (Johnson & Johnson) or receiving only one dose of a 2-dose series (Moderna, Pfizer) count once. Persons receiving both doses of a 2-dose series count twice.	

Current status of persons vaccinated for COVID-19 in Florida	
Total people vaccinated	33,784
First dose	5,343
Series completed	28,441
Completed 1-dose series	2,071
Completed 2-dose series	26,370
First dose: current number of people who have only received their first dose of the Moderna or Pfizer vaccine.	
Series complete: current number of people who have received both Moderna or Pfizer vaccine doses or one Johnson & Johnson dose and are considered fully immunized.	

Demographic summary	First dose	Series complete	Total people vaccinated
Age group	5,343	28,441	33,784
16-24 years	689	571	1,260
25-34 years	664	981	1,645
35-44 years	762	1,839	2,601
45-54 years	829	3,001	3,830
55-64 years	1,009	6,525	7,534
65-74 years	803	9,559	10,362
75-84 years	439	4,639	5,078
85+ years	148	1,326	1,474
Race	5,343	28,441	33,784
White	3,943	23,201	27,144
Black	329	1,271	1,600
American Indian/Alaskan	34	99	133
Other	328	1,417	1,745
Unknown	709	2,453	3,162
Other race includes Asian, native Hawaiian/Pacific Islander, or other.			
Ethnicity	5,343	28,441	33,784
Hispanic	317	674	991
Non-Hispanic	3,624	22,425	26,049
Unknown	1,402	5,342	6,744
Gender	5,343	28,441	33,784
Female	2,888	15,916	18,804
Male	2,447	12,524	14,971
Unknown	8	1	9



COVID-19: Okaloosa County vaccine summary

Vaccination data through May 1, 2021 as of May 2, 2021 at 12:05 AM

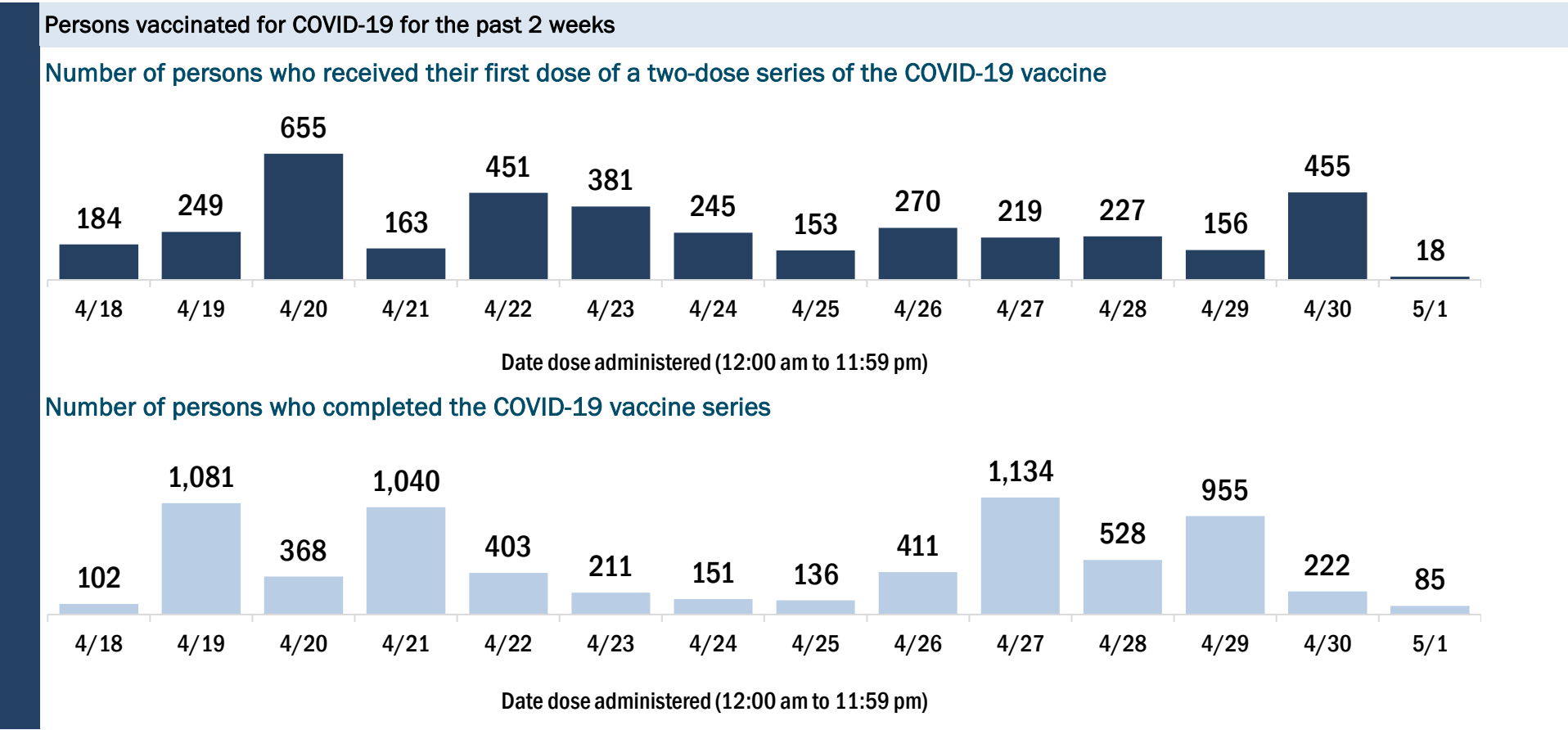
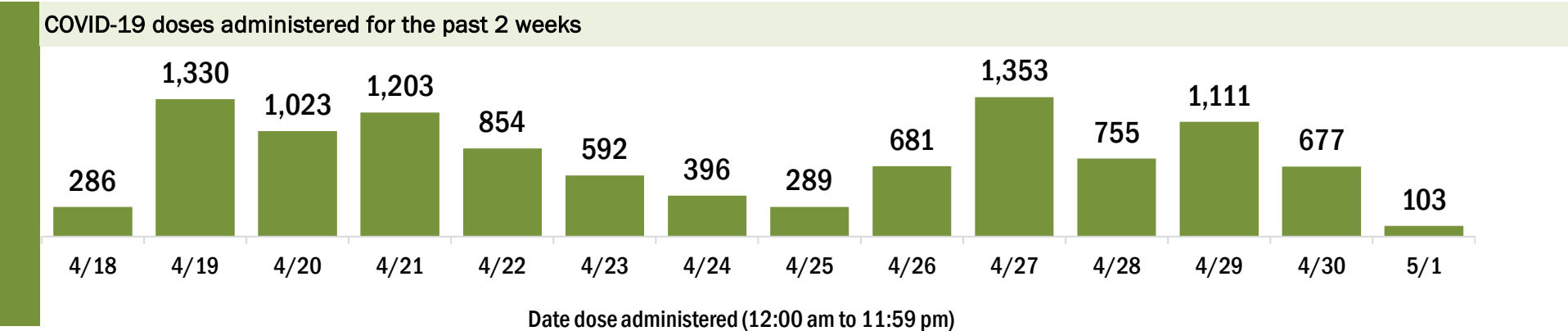
Data in this report are provisional and subject to change.

Data in this summary pertain to COVID-19 vaccines approved by the U.S. Food and Drug Administration and have been issued an Emergency Use Authorization (Janssen COVID-19 Vaccine, Moderna COVID-19 Vaccine and Pfizer-BioNTech COVID-19 Vaccine). These data summarize the number of people who have received either their first dose or have completed the series for a COVID-19 vaccine. **A person can only be counted in one category, first dose or series complete.** For persons receiving Moderna or Pfizer vaccines, once they receive their second dose, they are moved from the first dose column to the series completed column. **Because of this, the total first dose category may show a change from report to report not matching the total receiving their first dose from the previous day.** Persons receiving Johnson & Johnson vaccines will always be counted in the series completed column.

COVID-19 doses for vaccinated persons in Florida	
Doses administered	101,834
People receiving one dose of a 1-dose series (Johnson & Johnson) or receiving only one dose of a 2-dose series (Moderna, Pfizer) count once. Persons receiving both doses of a 2-dose series count twice.	

Current status of persons vaccinated for COVID-19 in Florida	
Total people vaccinated	60,437
First dose	15,381
Series completed	45,056
Completed 1-dose series	3,659
Completed 2-dose series	41,397
First dose: current number of people who have only received their first dose of the Moderna or Pfizer vaccine.	
Series complete: current number of people who have received both Moderna or Pfizer vaccine doses or one Johnson & Johnson dose and are considered fully immunized.	

Demographic summary	First dose	Series complete	Total people vaccinated
Age group	15,381	45,056	60,437
16-24 years	1,709	981	2,690
25-34 years	2,491	2,103	4,594
35-44 years	2,467	3,418	5,885
45-54 years	2,375	4,900	7,275
55-64 years	3,094	10,257	13,351
65-74 years	1,828	13,387	15,215
75-84 years	1,031	7,328	8,359
85+ years	386	2,682	3,068
Race	15,381	45,056	60,437
White	8,949	31,668	40,617
Black	1,103	2,264	3,367
American Indian/Alaskan	83	171	254
Other	1,703	3,979	5,682
Unknown	3,543	6,974	10,517
Other race includes Asian, native Hawaiian/Pacific Islander, or other.			
Ethnicity	15,381	45,056	60,437
Hispanic	1,164	1,460	2,624
Non-Hispanic	8,013	28,476	36,489
Unknown	6,204	15,120	21,324
Gender	15,381	45,056	60,437
Female	8,169	25,851	34,020
Male	7,088	19,176	26,264
Unknown	124	29	153



COVID-19: Okeechobee County vaccine summary

Vaccination data through May 1, 2021 as of May 2, 2021 at 12:05 AM

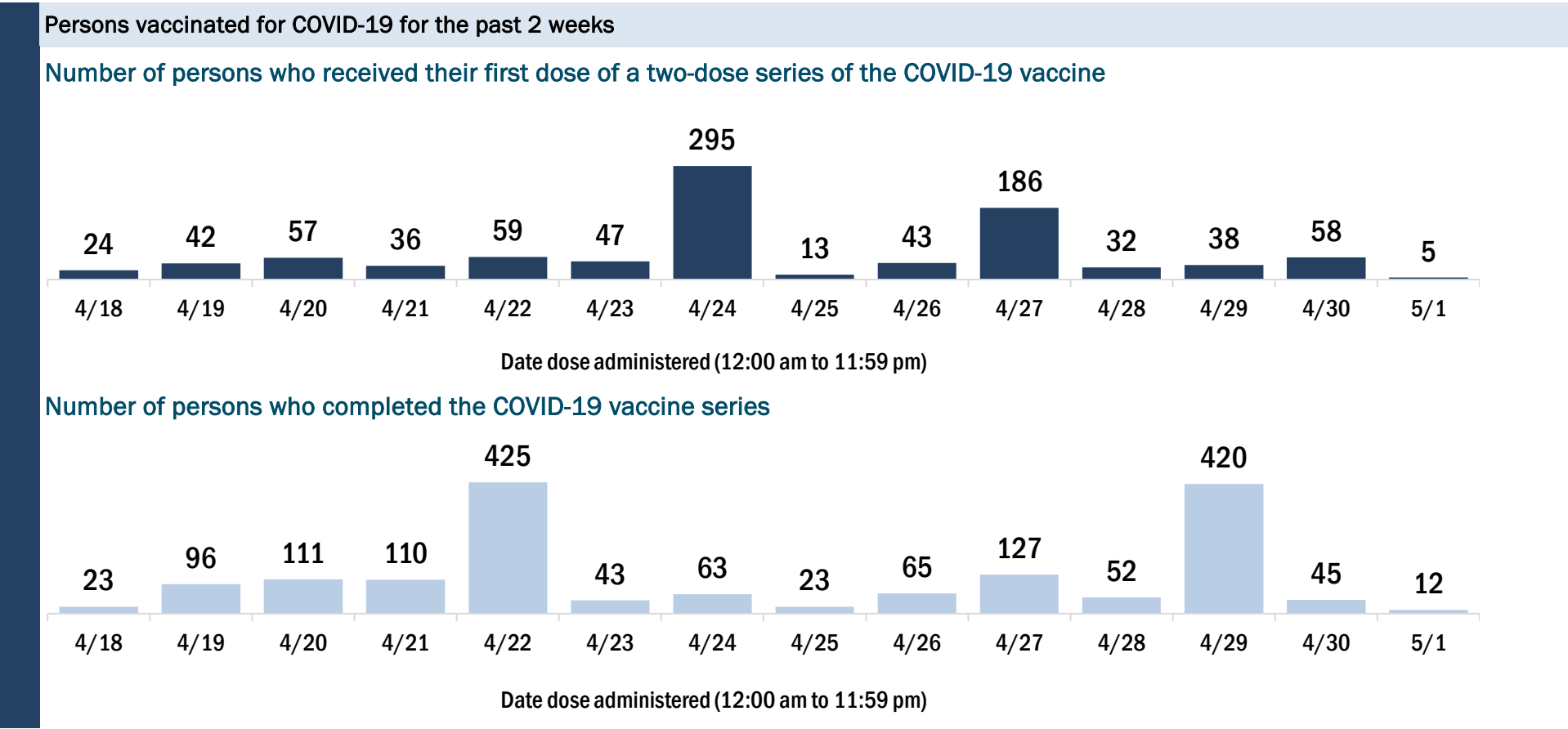
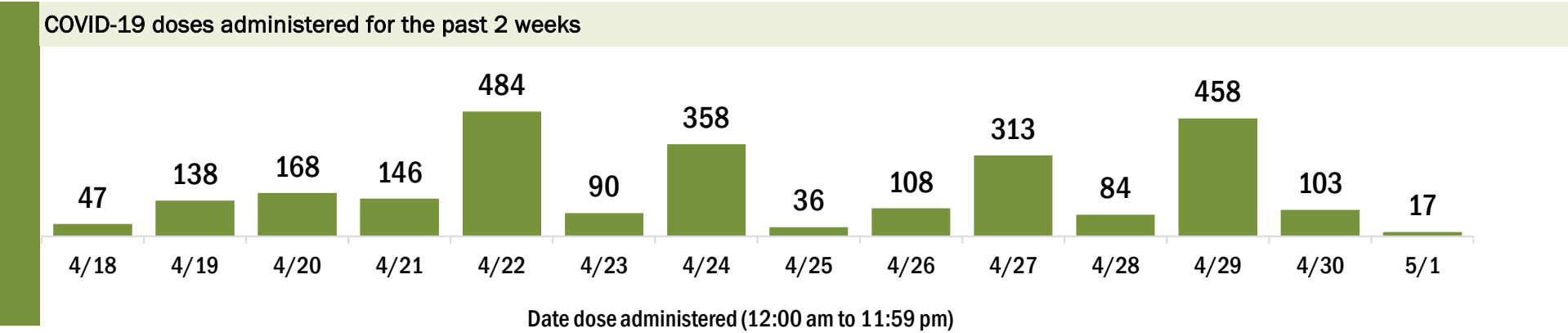
Data in this report are provisional and subject to change.

Data in this summary pertain to COVID-19 vaccines approved by the U.S. Food and Drug Administration and have been issued an Emergency Use Authorization (Janssen COVID-19 Vaccine, Moderna COVID-19 Vaccine and Pfizer-BioNTech COVID-19 Vaccine). These data summarize the number of people who have received either their first dose or have completed the series for a COVID-19 vaccine. **A person can only be counted in one category, first dose or series complete.** For persons receiving Moderna or Pfizer vaccines, once they receive their second dose, they are moved from the first dose column to the series completed column. **Because of this, the total first dose category may show a change from report to report not matching the total receiving their first dose from the previous day.** Persons receiving Johnson & Johnson vaccines will always be counted in the series completed column.

COVID-19 doses for vaccinated persons in Florida	
Doses administered	19,610
People receiving one dose of a 1-dose series (Johnson & Johnson) or receiving only one dose of a 2-dose series (Moderna, Pfizer) count once. Persons receiving both doses of a 2-dose series count twice.	

Current status of persons vaccinated for COVID-19 in Florida	
Total people vaccinated	11,824
First dose	3,500
Series completed	8,324
Completed 1-dose series	538
Completed 2-dose series	7,786
First dose: current number of people who have only received their first dose of the Moderna or Pfizer vaccine.	
Series complete: current number of people who have received both Moderna or Pfizer vaccine doses or one Johnson & Johnson dose and are considered fully immunized.	

Demographic summary	First dose	Series complete	Total people vaccinated
Age group	3,500	8,324	11,824
16-24 years	238	134	372
25-34 years	386	282	668
35-44 years	474	428	902
45-54 years	683	667	1,350
55-64 years	920	1,380	2,300
65-74 years	468	2,961	3,429
75-84 years	267	1,931	2,198
85+ years	64	541	605
Race	3,500	8,324	11,824
White	2,194	6,636	8,830
Black	168	192	360
American Indian/Alaskan	11	41	52
Other	264	745	1,009
Unknown	863	710	1,573
Other race includes Asian, native Hawaiian/Pacific Islander, or other.			
Ethnicity	3,500	8,324	11,824
Hispanic	644	871	1,515
Non-Hispanic	1,481	5,871	7,352
Unknown	1,375	1,582	2,957
Gender	3,500	8,324	11,824
Female	1,401	4,653	6,054
Male	2,094	3,671	5,765
Unknown	5	0	5



COVID-19: Orange County vaccine summary

Vaccination data through May 1, 2021 as of May 2, 2021 at 12:05 AM

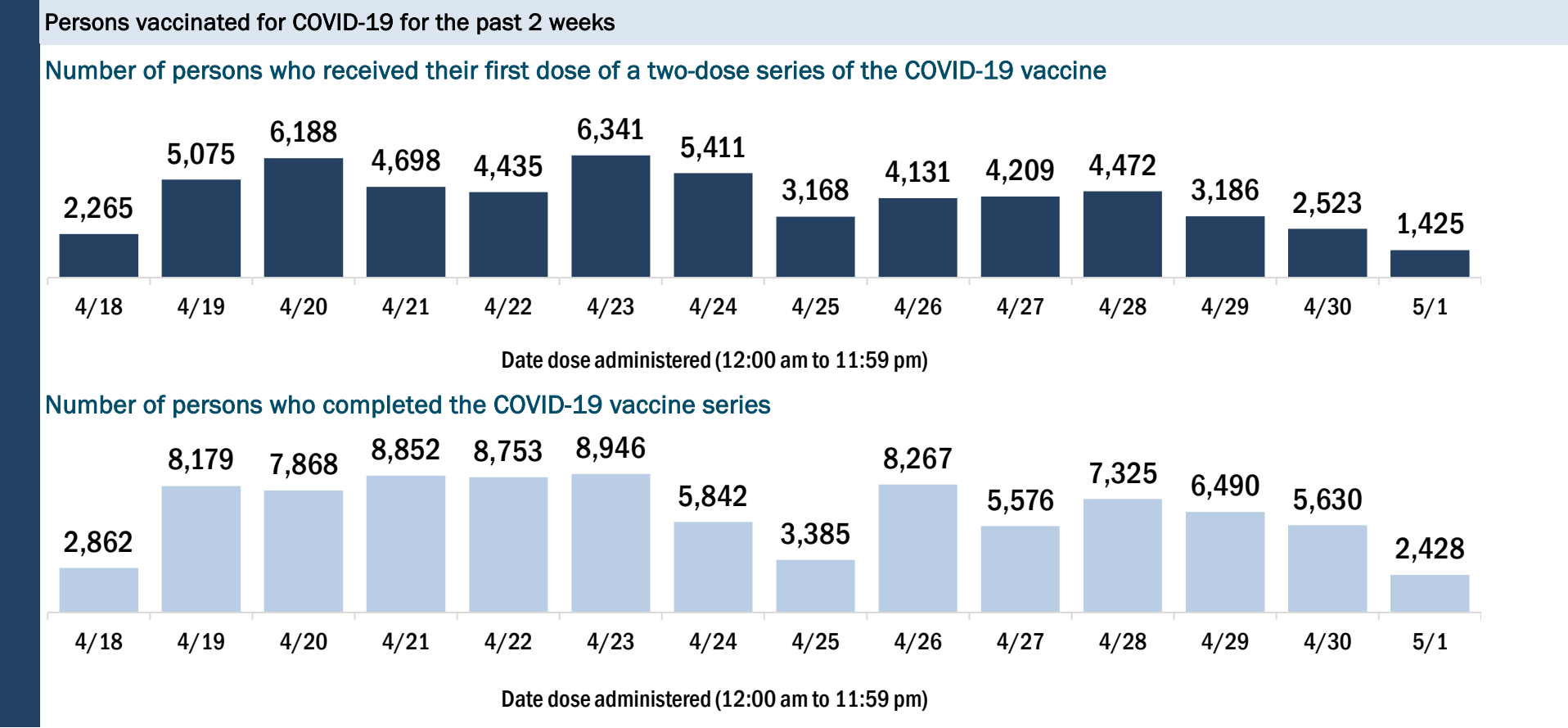
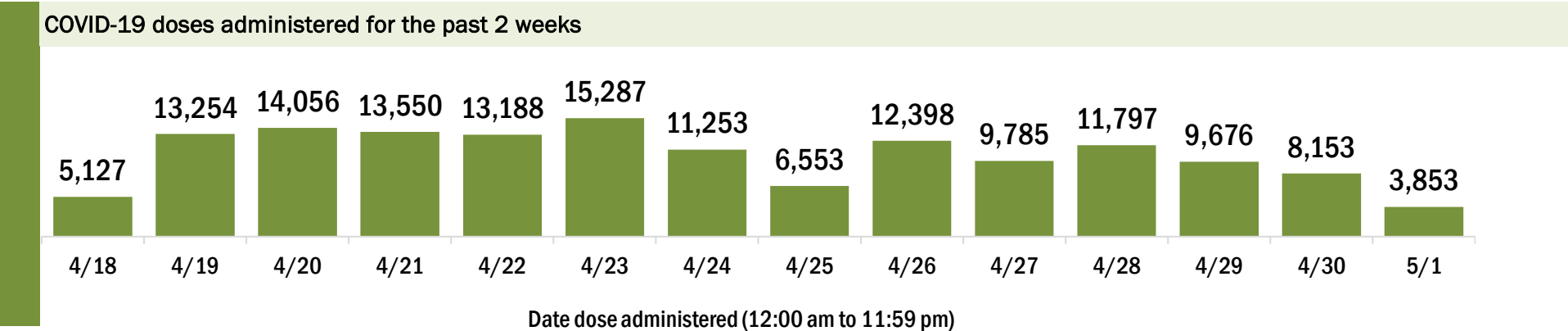
Data in this report are provisional and subject to change.

Data in this summary pertain to COVID-19 vaccines approved by the U.S. Food and Drug Administration and have been issued an Emergency Use Authorization (Janssen COVID-19 Vaccine, Moderna COVID-19 Vaccine and Pfizer-BioNTech COVID-19 Vaccine). These data summarize the number of people who have received either their first dose or have completed the series for a COVID-19 vaccine. **A person can only be counted in one category, first dose or series complete.** For persons receiving Moderna or Pfizer vaccines, once they receive their second dose, they are moved from the first dose column to the series completed column. **Because of this, the total first dose category may show a change from report to report not matching the total receiving their first dose from the previous day.** Persons receiving Johnson & Johnson vaccines will always be counted in the series completed column.

COVID-19 doses for vaccinated persons in Florida	
Doses administered	872,221
People receiving one dose of a 1-dose series (Johnson & Johnson) or receiving only one dose of a 2-dose series (Moderna, Pfizer) count once. Persons receiving both doses of a 2-dose series count twice.	

Current status of persons vaccinated for COVID-19 in Florida	
Total people vaccinated	543,983
First dose	160,933
Series completed	383,050
Completed 1-dose series	54,812
Completed 2-dose series	328,238
First dose: current number of people who have only received their first dose of the Moderna or Pfizer vaccine.	
Series complete: current number of people who have received both Moderna or Pfizer vaccine doses or one Johnson & Johnson dose and are considered fully immunized.	

Demographic summary	First dose	Series complete	Total people vaccinated
Age group	160,933	383,050	543,983
16-24 years	29,207	21,839	51,046
25-34 years	34,642	39,205	73,847
35-44 years	32,072	55,685	87,757
45-54 years	25,776	68,984	94,760
55-64 years	20,105	79,392	99,497
65-74 years	10,500	72,810	83,310
75-84 years	5,258	33,306	38,564
85+ years	3,373	11,829	15,202
Race	160,933	383,050	543,983
White	86,603	232,356	318,959
Black	13,477	30,170	43,647
American Indian/Alaskan	699	1,065	1,764
Other	28,807	64,322	93,129
Unknown	31,347	55,137	86,484
Other race includes Asian, native Hawaiian/Pacific Islander, or other.			
Ethnicity	160,933	383,050	543,983
Hispanic	32,547	45,130	77,677
Non-Hispanic	62,222	197,543	259,765
Unknown	66,164	140,377	206,541
Gender	160,933	383,050	543,983
Female	82,480	212,394	294,874
Male	76,445	169,647	246,092
Unknown	2,008	1,009	3,017



COVID-19: Osceola County vaccine summary

Vaccination data through May 1, 2021 as of May 2, 2021 at 12:05 AM

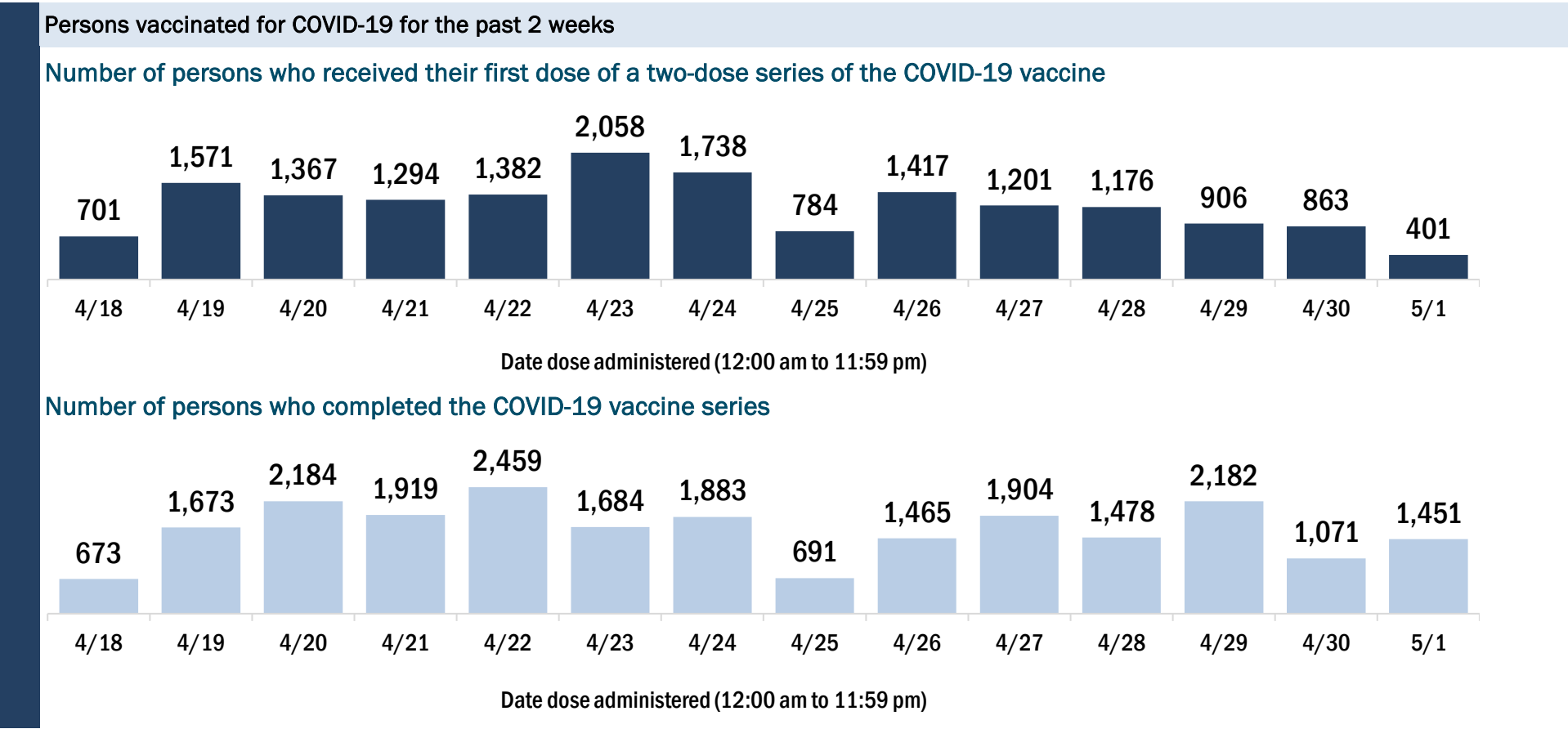
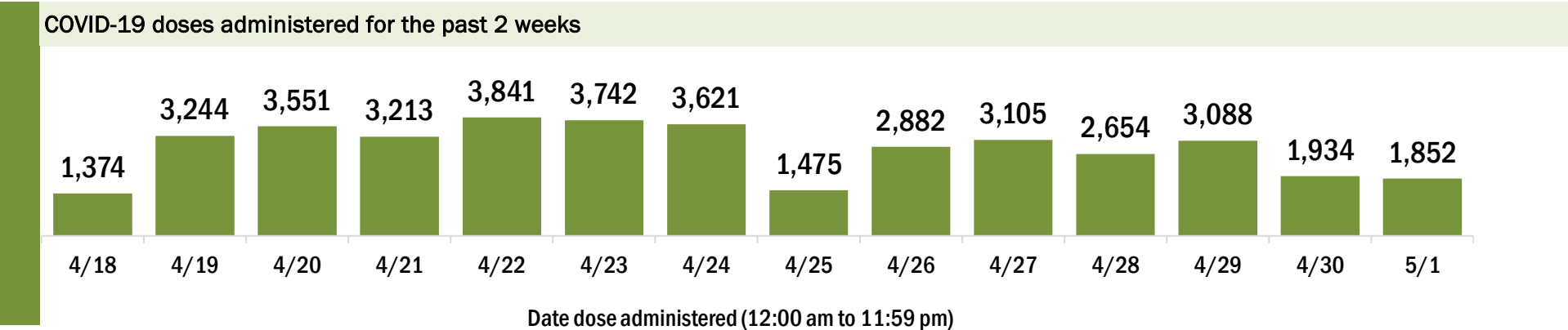
Data in this report are provisional and subject to change.

Data in this summary pertain to COVID-19 vaccines approved by the U.S. Food and Drug Administration and have been issued an Emergency Use Authorization (Janssen COVID-19 Vaccine, Moderna COVID-19 Vaccine and Pfizer-BioNTech COVID-19 Vaccine). These data summarize the number of people who have received either their first dose or have completed the series for a COVID-19 vaccine. **A person can only be counted in one category, first dose or series complete.** For persons receiving Moderna or Pfizer vaccines, once they receive their second dose, they are moved from the first dose column to the series completed column. **Because of this, the total first dose category may show a change from report to report not matching the total receiving their first dose from the previous day.** Persons receiving Johnson & Johnson vaccines will always be counted in the series completed column.

COVID-19 doses for vaccinated persons in Florida	
Doses administered	219,713
People receiving one dose of a 1-dose series (Johnson & Johnson) or receiving only one dose of a 2-dose series (Moderna, Pfizer) count once. Persons receiving both doses of a 2-dose series count twice.	

Current status of persons vaccinated for COVID-19 in Florida	
Total people vaccinated	137,368
First dose	44,003
Series completed	93,365
Completed 1-dose series	11,020
Completed 2-dose series	82,345
First dose: current number of people who have only received their first dose of the Moderna or Pfizer vaccine.	
Series complete: current number of people who have received both Moderna or Pfizer vaccine doses or one Johnson & Johnson dose and are considered fully immunized.	

Demographic summary	First dose	Series complete	Total people vaccinated
Age group	44,003	93,365	137,368
16-24 years	7,454	3,750	11,204
25-34 years	8,063	6,954	15,017
35-44 years	8,791	10,863	19,654
45-54 years	7,764	16,215	23,979
55-64 years	6,309	20,274	26,583
65-74 years	3,407	21,943	25,350
75-84 years	1,667	10,389	12,056
85+ years	548	2,977	3,525
Race	44,003	93,365	137,368
White	24,095	56,535	80,630
Black	2,337	5,067	7,404
American Indian/Alaskan	197	437	634
Other	7,824	16,640	24,464
Unknown	9,550	14,686	24,236
Other race includes Asian, native Hawaiian/Pacific Islander, or other.			
Ethnicity	44,003	93,365	137,368
Hispanic	15,580	27,877	43,457
Non-Hispanic	10,946	35,707	46,653
Unknown	17,477	29,781	47,258
Gender	44,003	93,365	137,368
Female	23,341	52,883	76,224
Male	20,527	40,410	60,937
Unknown	135	72	207



COVID-19: Palm Beach County vaccine summary

Vaccination data through May 1, 2021 as of May 2, 2021 at 12:05 AM

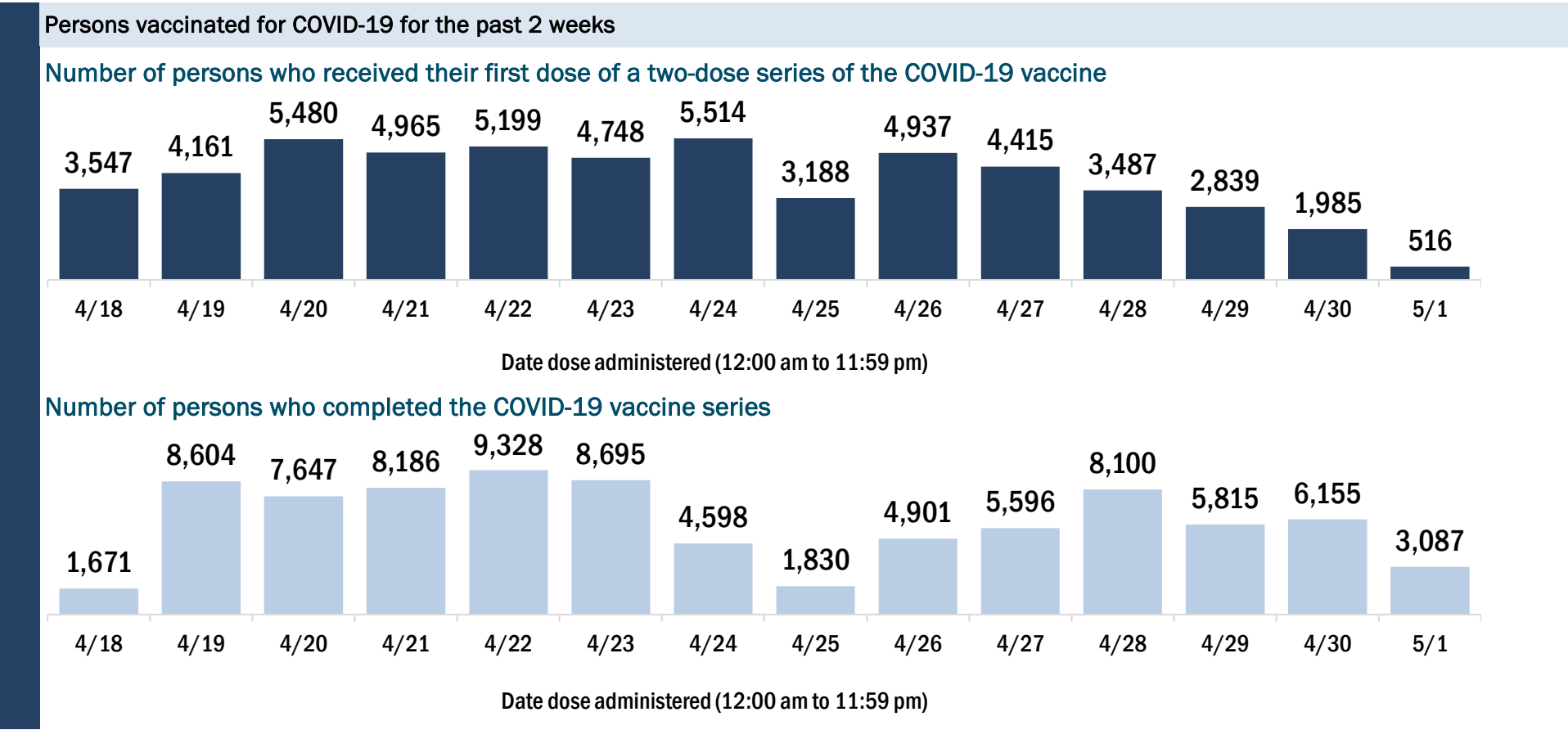
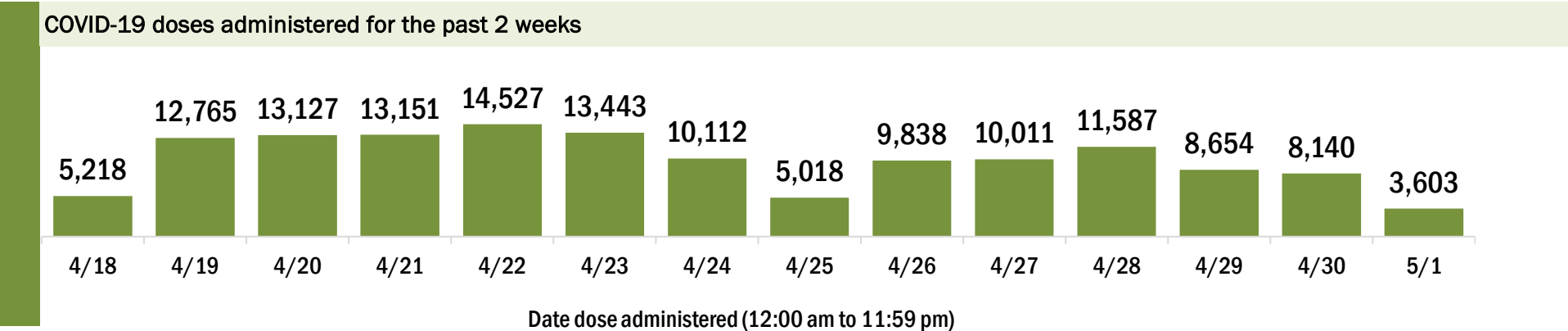
Data in this report are provisional and subject to change.

Data in this summary pertain to COVID-19 vaccines approved by the U.S. Food and Drug Administration and have been issued an Emergency Use Authorization (Janssen COVID-19 Vaccine, Moderna COVID-19 Vaccine and Pfizer-BioNTech COVID-19 Vaccine). These data summarize the number of people who have received either their first dose or have completed the series for a COVID-19 vaccine. **A person can only be counted in one category, first dose or series complete.** For persons receiving Moderna or Pfizer vaccines, once they receive their second dose, they are moved from the first dose column to the series completed column. **Because of this, the total first dose category may show a change from report to report not matching the total receiving their first dose from the previous day.** Persons receiving Johnson & Johnson vaccines will always be counted in the series completed column.

COVID-19 doses for vaccinated persons in Florida	
Doses administered	1,076,575
People receiving one dose of a 1-dose series (Johnson & Johnson) or receiving only one dose of a 2-dose series (Moderna, Pfizer) count once. Persons receiving both doses of a 2-dose series count twice.	

Current status of persons vaccinated for COVID-19 in Florida	
Total people vaccinated	653,528
First dose	190,990
Series completed	462,538
Completed 1-dose series	39,491
Completed 2-dose series	423,047
First dose: current number of people who have only received their first dose of the Moderna or Pfizer vaccine.	
Series complete: current number of people who have received both Moderna or Pfizer vaccine doses or one Johnson & Johnson dose and are considered fully immunized.	

Demographic summary	First dose	Series complete	Total people vaccinated
Age group	190,990	462,538	653,528
16-24 years	21,165	11,693	32,858
25-34 years	25,889	20,994	46,883
35-44 years	29,603	33,931	63,534
45-54 years	32,044	55,967	88,011
55-64 years	33,672	90,878	124,550
65-74 years	24,826	127,525	152,351
75-84 years	16,269	86,385	102,654
85+ years	7,522	35,165	42,687
Race	190,990	462,538	653,528
White	112,765	298,501	411,266
Black	15,833	24,798	40,631
American Indian/Alaskan	835	1,241	2,076
Other	22,063	41,796	63,859
Unknown	39,494	96,202	135,696
Other race includes Asian, native Hawaiian/Pacific Islander, or other.			
Ethnicity	190,990	462,538	653,528
Hispanic	35,112	41,452	76,564
Non-Hispanic	86,591	242,617	329,208
Unknown	69,287	178,469	247,756
Gender	190,990	462,538	653,528
Female	99,854	263,142	362,996
Male	90,598	199,050	289,648
Unknown	538	346	884



COVID-19: Pasco County vaccine summary

Vaccination data through May 1, 2021 as of May 2, 2021 at 12:05 AM

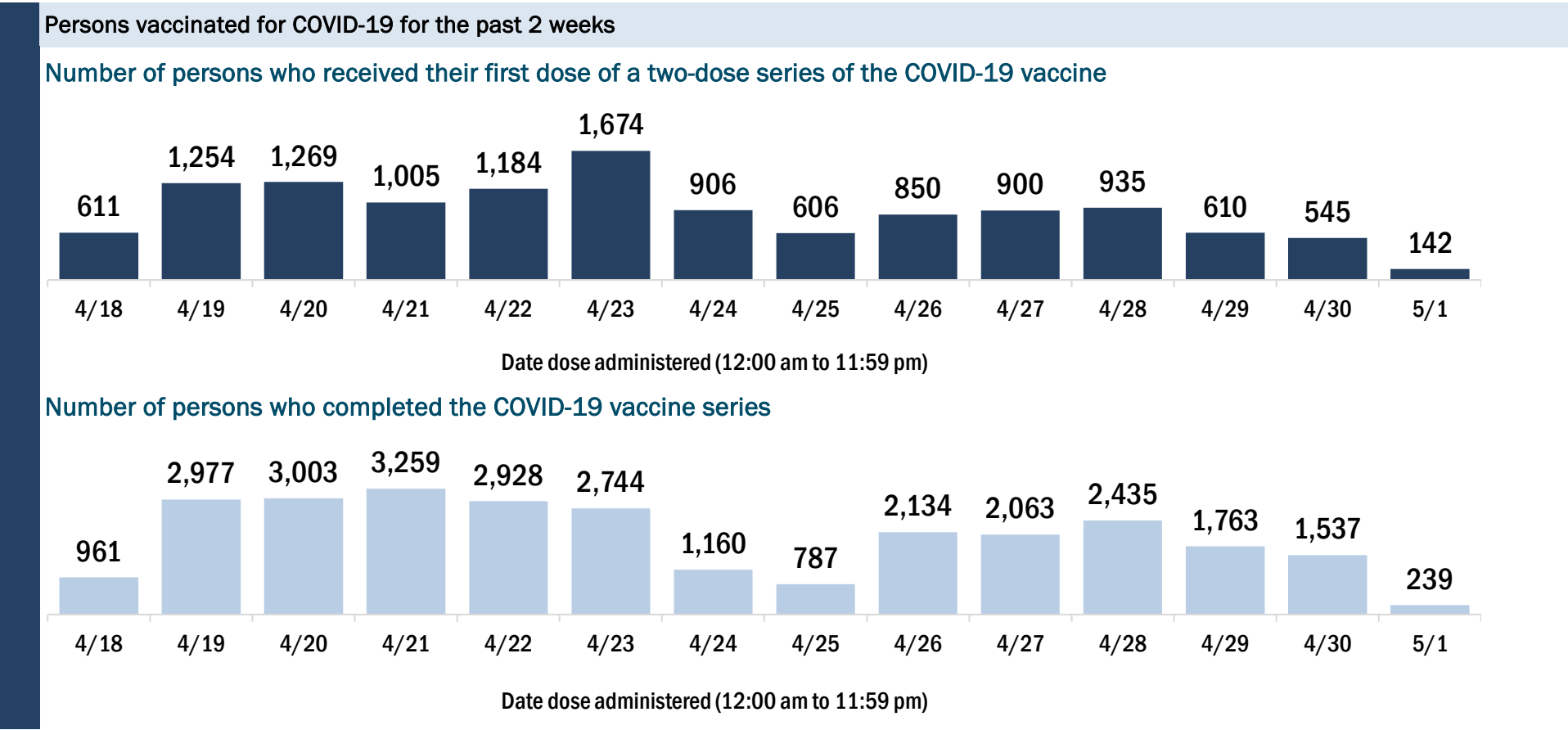
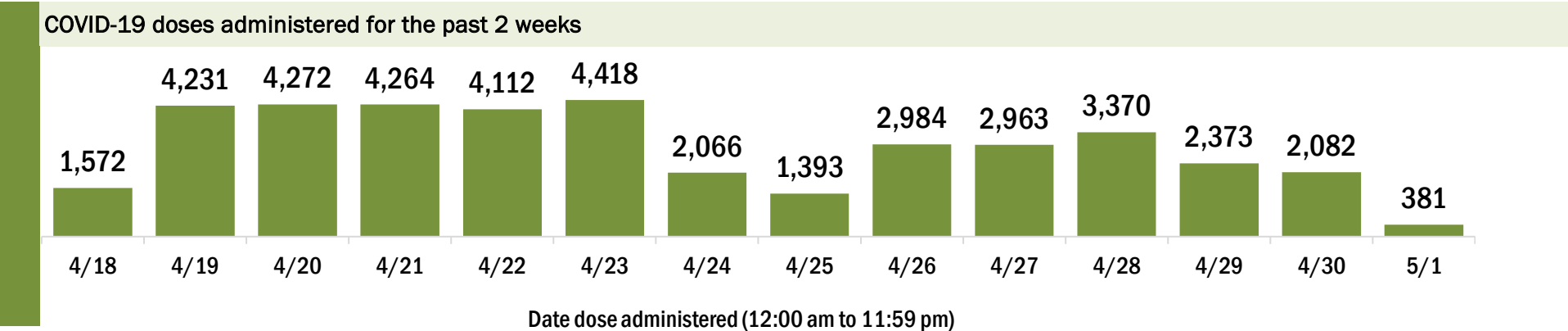
Data in this report are provisional and subject to change.

Data in this summary pertain to COVID-19 vaccines approved by the U.S. Food and Drug Administration and have been issued an Emergency Use Authorization (Janssen COVID-19 Vaccine, Moderna COVID-19 Vaccine and Pfizer-BioNTech COVID-19 Vaccine). These data summarize the number of people who have received either their first dose or have completed the series for a COVID-19 vaccine. **A person can only be counted in one category, first dose or series complete.** For persons receiving Moderna or Pfizer vaccines, once they receive their second dose, they are moved from the first dose column to the series completed column. **Because of this, the total first dose category may show a change from report to report not matching the total receiving their first dose from the previous day.** Persons receiving Johnson & Johnson vaccines will always be counted in the series completed column.

COVID-19 doses for vaccinated persons in Florida	
Doses administered	334,726
People receiving one dose of a 1-dose series (Johnson & Johnson) or receiving only one dose of a 2-dose series (Moderna, Pfizer) count once. Persons receiving both doses of a 2-dose series count twice.	

Current status of persons vaccinated for COVID-19 in Florida	
Total people vaccinated	202,810
First dose	58,761
Series completed	144,049
Completed 1-dose series	12,133
Completed 2-dose series	131,916
First dose: current number of people who have only received their first dose of the Moderna or Pfizer vaccine.	
Series complete: current number of people who have received both Moderna or Pfizer vaccine doses or one Johnson & Johnson dose and are considered fully immunized.	

Demographic summary	First dose	Series complete	Total people vaccinated
Age group	58,761	144,049	202,810
16-24 years	6,714	3,607	10,321
25-34 years	6,798	6,126	12,924
35-44 years	8,896	11,516	20,412
45-54 years	9,295	18,421	27,716
55-64 years	10,302	28,944	39,246
65-74 years	9,075	42,312	51,387
75-84 years	5,812	25,493	31,305
85+ years	1,869	7,630	9,499
Race	58,761	144,049	202,810
White	40,541	108,989	149,530
Black	2,362	4,021	6,383
American Indian/Alaskan	309	490	799
Other	6,573	13,301	19,874
Unknown	8,976	17,248	26,224
Other race includes Asian, native Hawaiian/Pacific Islander, or other.			
Ethnicity	58,761	144,049	202,810
Hispanic	5,602	8,184	13,786
Non-Hispanic	30,618	87,509	118,127
Unknown	22,541	48,356	70,897
Gender	58,761	144,049	202,810
Female	31,364	83,364	114,728
Male	27,304	60,584	87,888
Unknown	93	101	194



COVID-19: Pinellas County vaccine summary

Vaccination data through May 1, 2021 as of May 2, 2021 at 12:05 AM

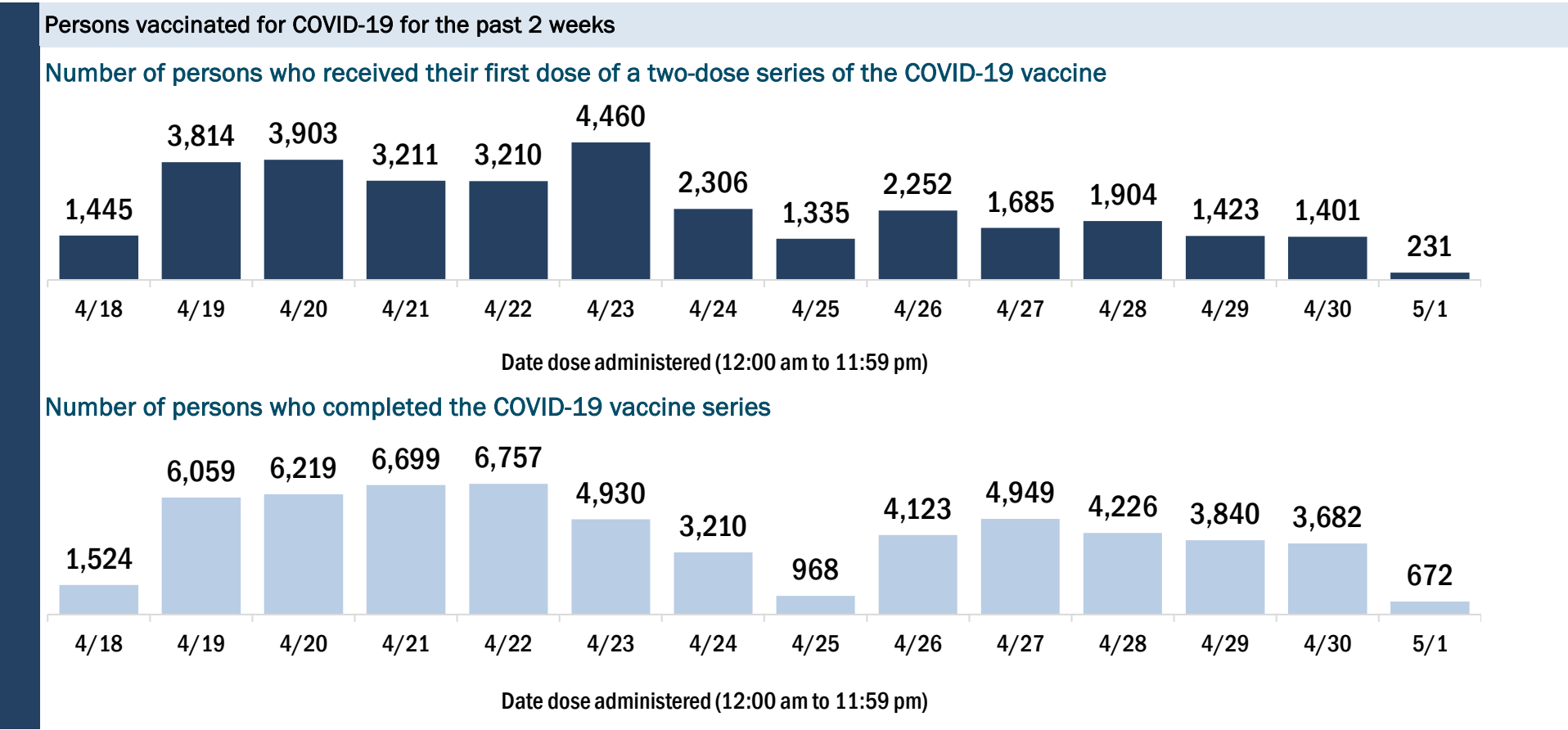
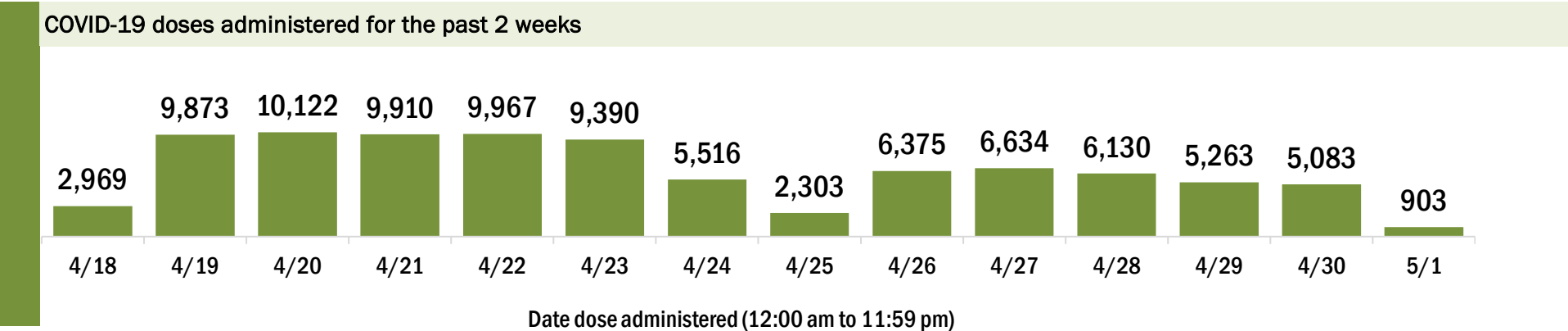
Data in this report are provisional and subject to change.

Data in this summary pertain to COVID-19 vaccines approved by the U.S. Food and Drug Administration and have been issued an Emergency Use Authorization (Janssen COVID-19 Vaccine, Moderna COVID-19 Vaccine and Pfizer-BioNTech COVID-19 Vaccine). These data summarize the number of people who have received either their first dose or have completed the series for a COVID-19 vaccine. **A person can only be counted in one category, first dose or series complete.** For persons receiving Moderna or Pfizer vaccines, once they receive their second dose, they are moved from the first dose column to the series completed column. **Because of this, the total first dose category may show a change from report to report not matching the total receiving their first dose from the previous day.** Persons receiving Johnson & Johnson vaccines will always be counted in the series completed column.

COVID-19 doses for vaccinated persons in Florida	
Doses administered	727,568
People receiving one dose of a 1-dose series (Johnson & Johnson) or receiving only one dose of a 2-dose series (Moderna, Pfizer) count once. Persons receiving both doses of a 2-dose series count twice.	

Current status of persons vaccinated for COVID-19 in Florida	
Total people vaccinated	427,024
First dose	105,835
Series completed	321,189
Completed 1-dose series	20,645
Completed 2-dose series	300,544
First dose: current number of people who have only received their first dose of the Moderna or Pfizer vaccine.	
Series complete: current number of people who have received both Moderna or Pfizer vaccine doses or one Johnson & Johnson dose and are considered fully immunized.	

Demographic summary	First dose	Series complete	Total people vaccinated
Age group	105,835	321,189	427,024
16-24 years	12,377	7,179	19,556
25-34 years	16,700	16,710	33,410
35-44 years	16,091	24,084	40,175
45-54 years	15,350	39,508	54,858
55-64 years	18,381	74,895	93,276
65-74 years	14,579	92,045	106,624
75-84 years	8,586	48,483	57,069
85+ years	3,771	18,285	22,056
Race	105,835	321,189	427,024
White	68,302	242,365	310,667
Black	6,431	13,329	19,760
American Indian/Alaskan	464	709	1,173
Other	10,657	25,449	36,106
Unknown	19,981	39,337	59,318
Other race includes Asian, native Hawaiian/Pacific Islander, or other.			
Ethnicity	105,835	321,189	427,024
Hispanic	5,757	10,368	16,125
Non-Hispanic	56,792	202,107	258,899
Unknown	43,286	108,714	152,000
Gender	105,835	321,189	427,024
Female	55,779	184,049	239,828
Male	49,784	136,592	186,376
Unknown	272	548	820



COVID-19: Polk County vaccine summary

Vaccination data through May 1, 2021 as of May 2, 2021 at 12:05 AM

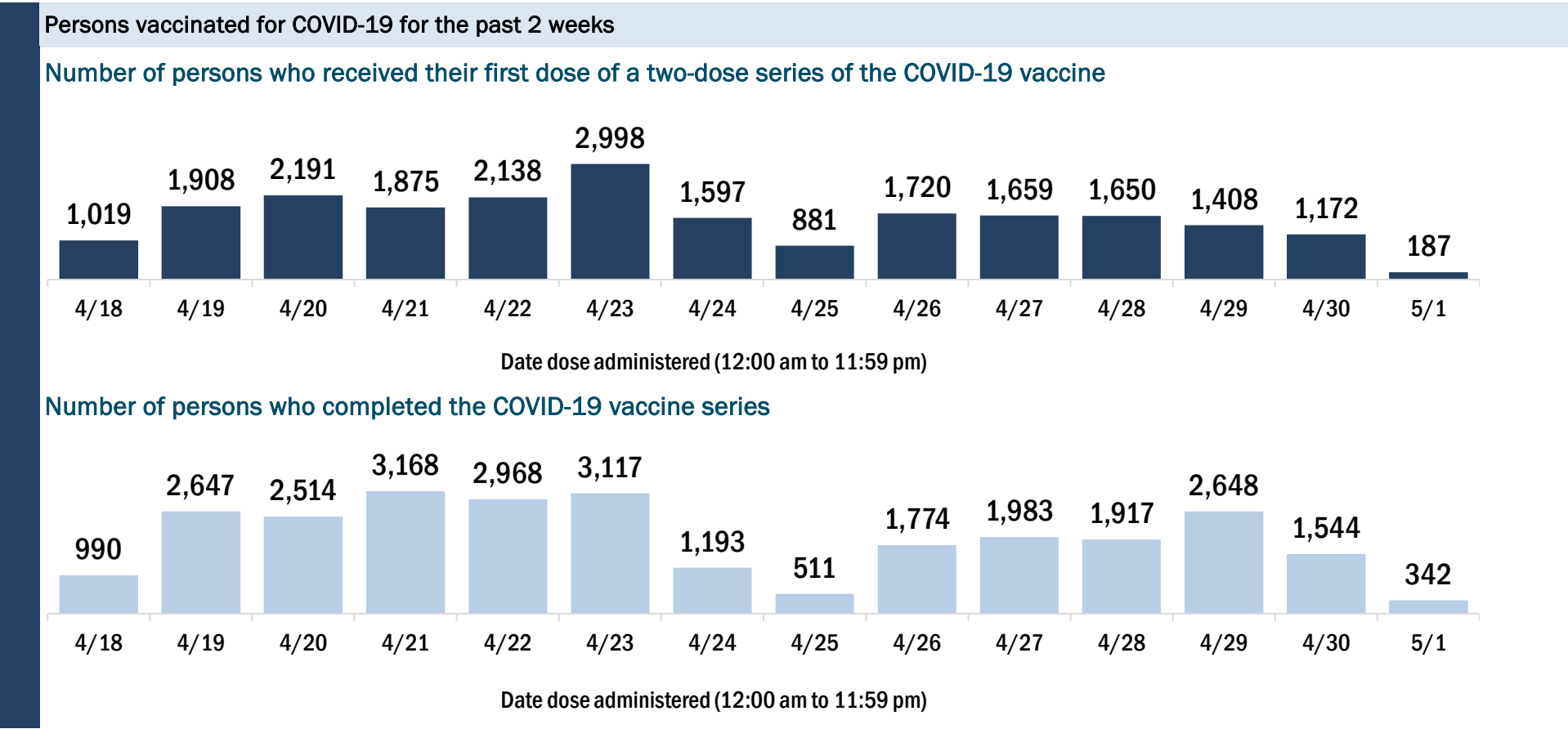
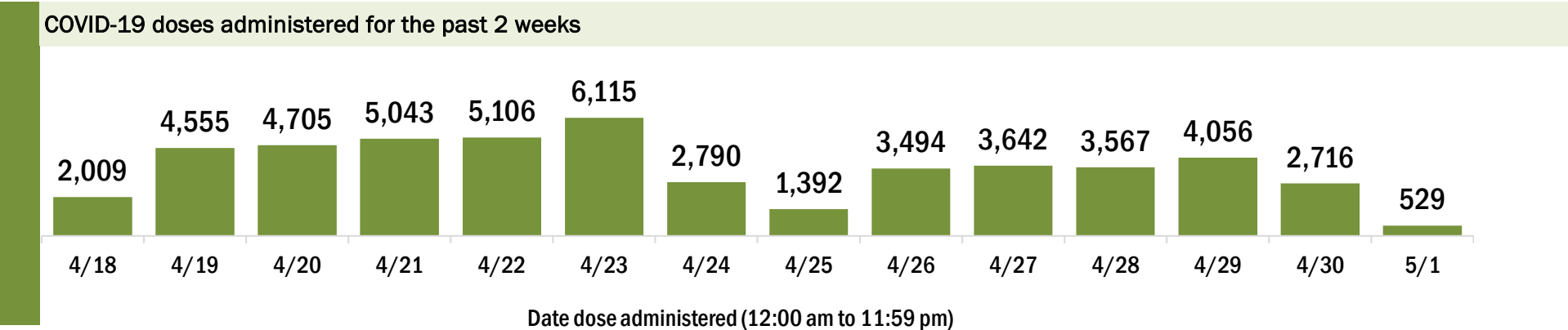
Data in this report are provisional and subject to change.

Data in this summary pertain to COVID-19 vaccines approved by the U.S. Food and Drug Administration and have been issued an Emergency Use Authorization (Janssen COVID-19 Vaccine, Moderna COVID-19 Vaccine and Pfizer-BioNTech COVID-19 Vaccine). These data summarize the number of people who have received either their first dose or have completed the series for a COVID-19 vaccine. **A person can only be counted in one category, first dose or series complete.** For persons receiving Moderna or Pfizer vaccines, once they receive their second dose, they are moved from the first dose column to the series completed column. **Because of this, the total first dose category may show a change from report to report not matching the total receiving their first dose from the previous day.** Persons receiving Johnson & Johnson vaccines will always be counted in the series completed column.

COVID-19 doses for vaccinated persons in Florida	
Doses administered	391,735
People receiving one dose of a 1-dose series (Johnson & Johnson) or receiving only one dose of a 2-dose series (Moderna, Pfizer) count once. Persons receiving both doses of a 2-dose series count twice.	

Current status of persons vaccinated for COVID-19 in Florida	
Total people vaccinated	239,108
First dose	75,583
Series completed	163,525
Completed 1-dose series	10,898
Completed 2-dose series	152,627
First dose: current number of people who have only received their first dose of the Moderna or Pfizer vaccine.	
Series complete: current number of people who have received both Moderna or Pfizer vaccine doses or one Johnson & Johnson dose and are considered fully immunized.	

Demographic summary	First dose	Series complete	Total people vaccinated
Age group	75,583	163,525	239,108
16-24 years	7,912	3,779	11,691
25-34 years	10,356	7,832	18,188
35-44 years	11,252	11,717	22,969
45-54 years	12,066	18,579	30,645
55-64 years	12,839	32,429	45,268
65-74 years	11,539	50,364	61,903
75-84 years	7,119	30,147	37,266
85+ years	2,500	8,678	11,178
Race	75,583	163,525	239,108
White	45,611	116,509	162,120
Black	6,635	10,862	17,497
American Indian/Alaskan	550	767	1,317
Other	8,769	13,404	22,173
Unknown	14,018	21,983	36,001
Other race includes Asian, native Hawaiian/Pacific Islander, or other.			
Ethnicity	75,583	163,525	239,108
Hispanic	14,878	16,398	31,276
Non-Hispanic	32,740	94,568	127,308
Unknown	27,965	52,559	80,524
Gender	75,583	163,525	239,108
Female	39,521	93,330	132,851
Male	35,823	70,094	105,917
Unknown	239	101	340



COVID-19: Putnam County vaccine summary

Vaccination data through May 1, 2021 as of May 2, 2021 at 12:05 AM

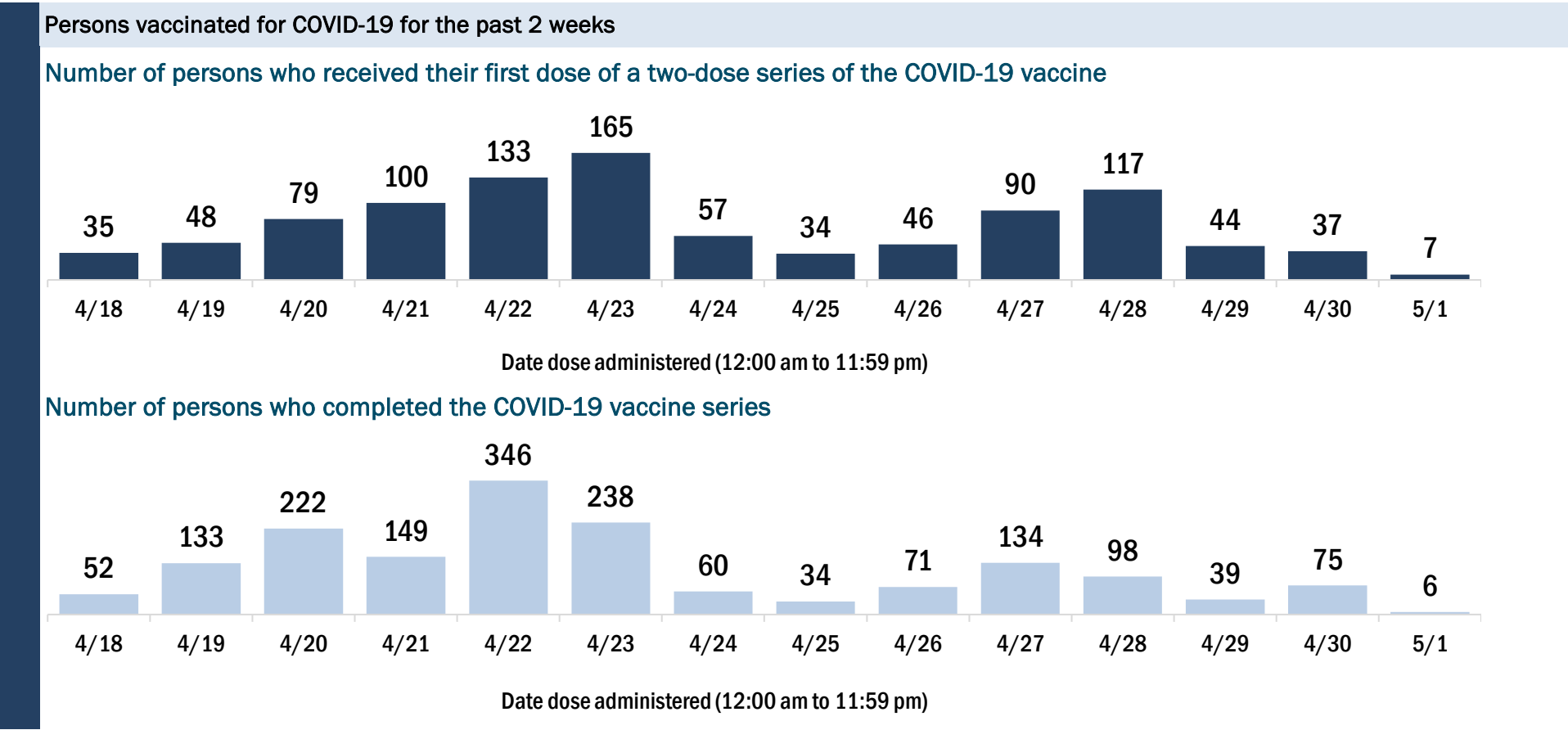
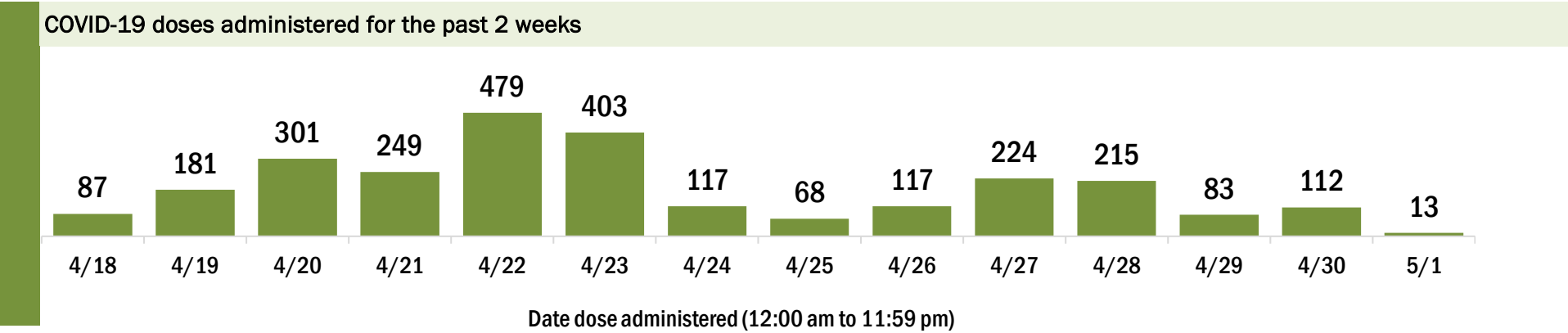
Data in this report are provisional and subject to change.

Data in this summary pertain to COVID-19 vaccines approved by the U.S. Food and Drug Administration and have been issued an Emergency Use Authorization (Janssen COVID-19 Vaccine, Moderna COVID-19 Vaccine and Pfizer-BioNTech COVID-19 Vaccine). These data summarize the number of people who have received either their first dose or have completed the series for a COVID-19 vaccine. **A person can only be counted in one category, first dose or series complete.** For persons receiving Moderna or Pfizer vaccines, once they receive their second dose, they are moved from the first dose column to the series completed column. **Because of this, the total first dose category may show a change from report to report not matching the total receiving their first dose from the previous day.** Persons receiving Johnson & Johnson vaccines will always be counted in the series completed column.

COVID-19 doses for vaccinated persons in Florida	
Doses administered	30,593
People receiving one dose of a 1-dose series (Johnson & Johnson) or receiving only one dose of a 2-dose series (Moderna, Pfizer) count once. Persons receiving both doses of a 2-dose series count twice.	

Current status of persons vaccinated for COVID-19 in Florida	
Total people vaccinated	18,474
First dose	5,497
Series completed	12,977
Completed 1-dose series	858
Completed 2-dose series	12,119
First dose: current number of people who have only received their first dose of the Moderna or Pfizer vaccine.	
Series complete: current number of people who have received both Moderna or Pfizer vaccine doses or one Johnson & Johnson dose and are considered fully immunized.	

Demographic summary	First dose	Series complete	Total people vaccinated
Age group	5,497	12,977	18,474
16-24 years	305	170	475
25-34 years	440	357	797
35-44 years	542	547	1,089
45-54 years	692	1,145	1,837
55-64 years	1,179	2,861	4,040
65-74 years	1,334	4,619	5,953
75-84 years	760	2,500	3,260
85+ years	245	778	1,023
Race	5,497	12,977	18,474
White	4,050	10,153	14,203
Black	559	1,360	1,919
American Indian/Alaskan	52	97	149
Other	473	738	1,211
Unknown	363	629	992
Other race includes Asian, native Hawaiian/Pacific Islander, or other.			
Ethnicity	5,497	12,977	18,474
Hispanic	384	531	915
Non-Hispanic	4,107	10,241	14,348
Unknown	1,006	2,205	3,211
Gender	5,497	12,977	18,474
Female	2,864	7,450	10,314
Male	2,621	5,521	8,142
Unknown	12	6	18



COVID-19: Santa Rosa County vaccine summary

Vaccination data through May 1, 2021 as of May 2, 2021 at 12:05 AM

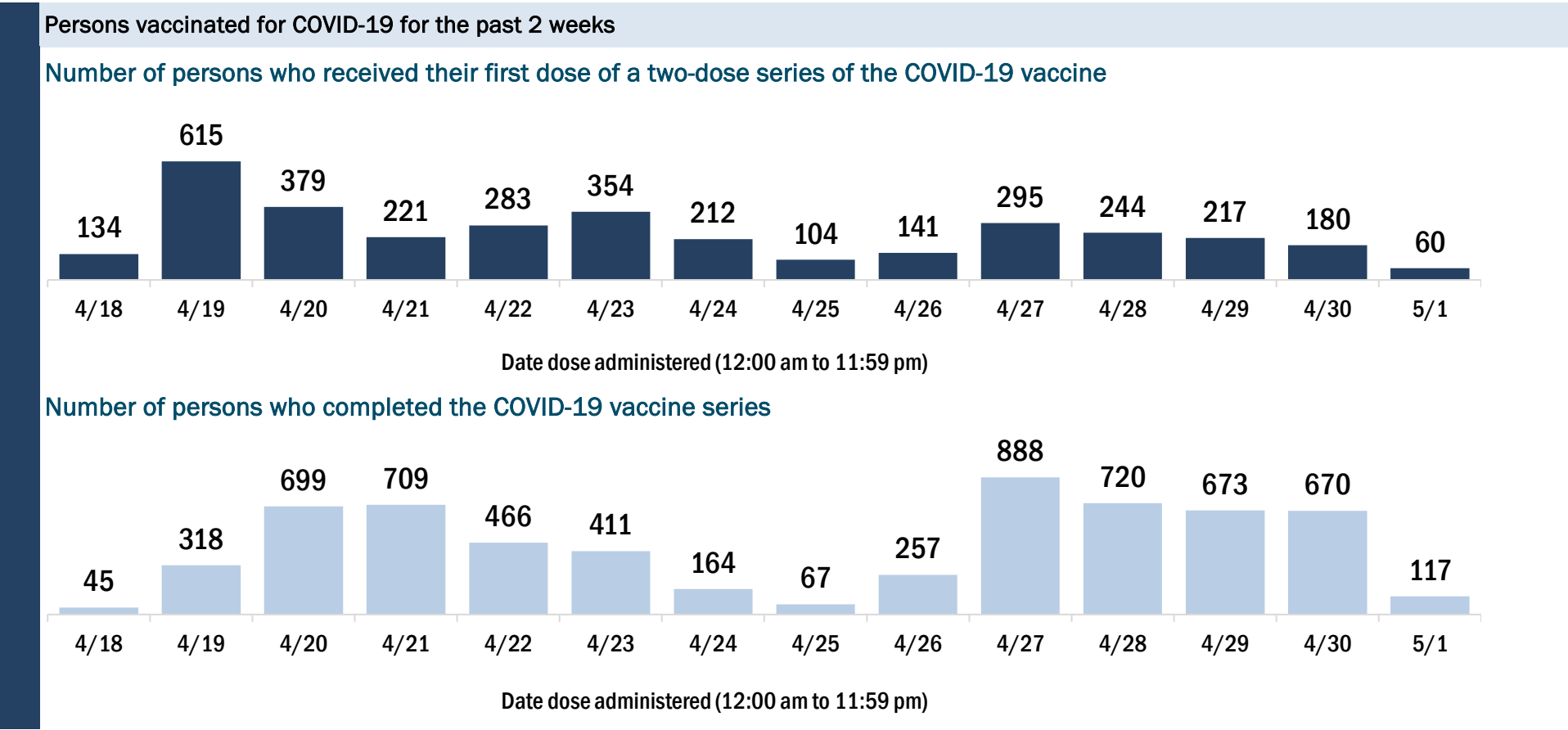
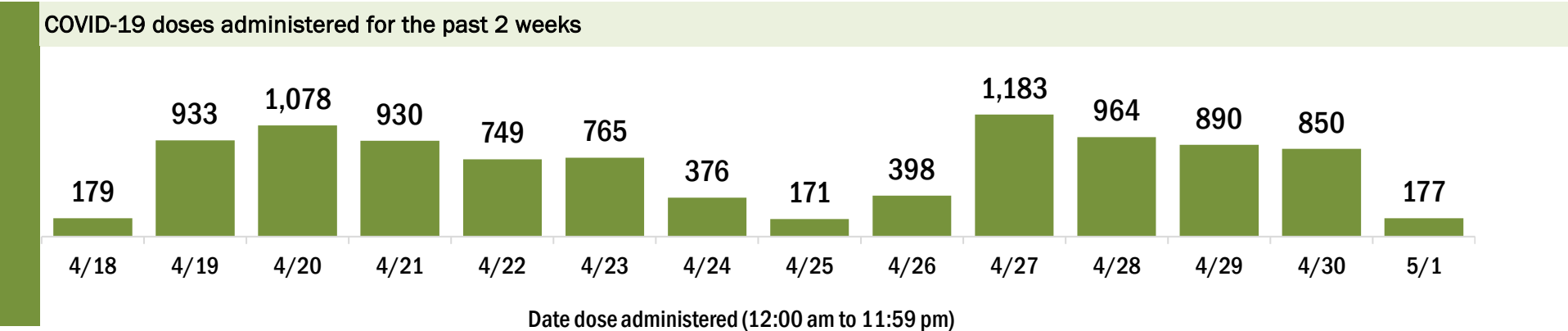
Data in this report are provisional and subject to change.

Data in this summary pertain to COVID-19 vaccines approved by the U.S. Food and Drug Administration and have been issued an Emergency Use Authorization (Janssen COVID-19 Vaccine, Moderna COVID-19 Vaccine and Pfizer-BioNTech COVID-19 Vaccine). These data summarize the number of people who have received either their first dose or have completed the series for a COVID-19 vaccine. **A person can only be counted in one category, first dose or series complete.** For persons receiving Moderna or Pfizer vaccines, once they receive their second dose, they are moved from the first dose column to the series completed column. **Because of this, the total first dose category may show a change from report to report not matching the total receiving their first dose from the previous day.** Persons receiving Johnson & Johnson vaccines will always be counted in the series completed column.

COVID-19 doses for vaccinated persons in Florida	
Doses administered	96,014
People receiving one dose of a 1-dose series (Johnson & Johnson) or receiving only one dose of a 2-dose series (Moderna, Pfizer) count once. Persons receiving both doses of a 2-dose series count twice.	

Current status of persons vaccinated for COVID-19 in Florida	
Total people vaccinated	57,572
First dose	16,733
Series completed	40,839
Completed 1-dose series	2,397
Completed 2-dose series	38,442
First dose: current number of people who have only received their first dose of the Moderna or Pfizer vaccine.	
Series complete: current number of people who have received both Moderna or Pfizer vaccine doses or one Johnson & Johnson dose and are considered fully immunized.	

Demographic summary	First dose	Series complete	Total people vaccinated
Age group	16,733	40,839	57,572
16-24 years	1,842	1,016	2,858
25-34 years	2,180	1,842	4,022
35-44 years	2,679	3,122	5,801
45-54 years	2,784	5,141	7,925
55-64 years	3,259	9,334	12,593
65-74 years	2,442	12,541	14,983
75-84 years	1,162	6,110	7,272
85+ years	385	1,733	2,118
Race	16,733	40,839	57,572
White	10,559	30,358	40,917
Black	991	1,254	2,245
American Indian/Alaskan	83	242	325
Other	1,386	2,718	4,104
Unknown	3,714	6,267	9,981
Other race includes Asian, native Hawaiian/Pacific Islander, or other.			
Ethnicity	16,733	40,839	57,572
Hispanic	923	1,027	1,950
Non-Hispanic	9,960	27,227	37,187
Unknown	5,850	12,585	18,435
Gender	16,733	40,839	57,572
Female	8,546	23,246	31,792
Male	8,167	17,583	25,750
Unknown	20	10	30



COVID-19: Sarasota County vaccine summary

Vaccination data through May 1, 2021 as of May 2, 2021 at 12:05 AM

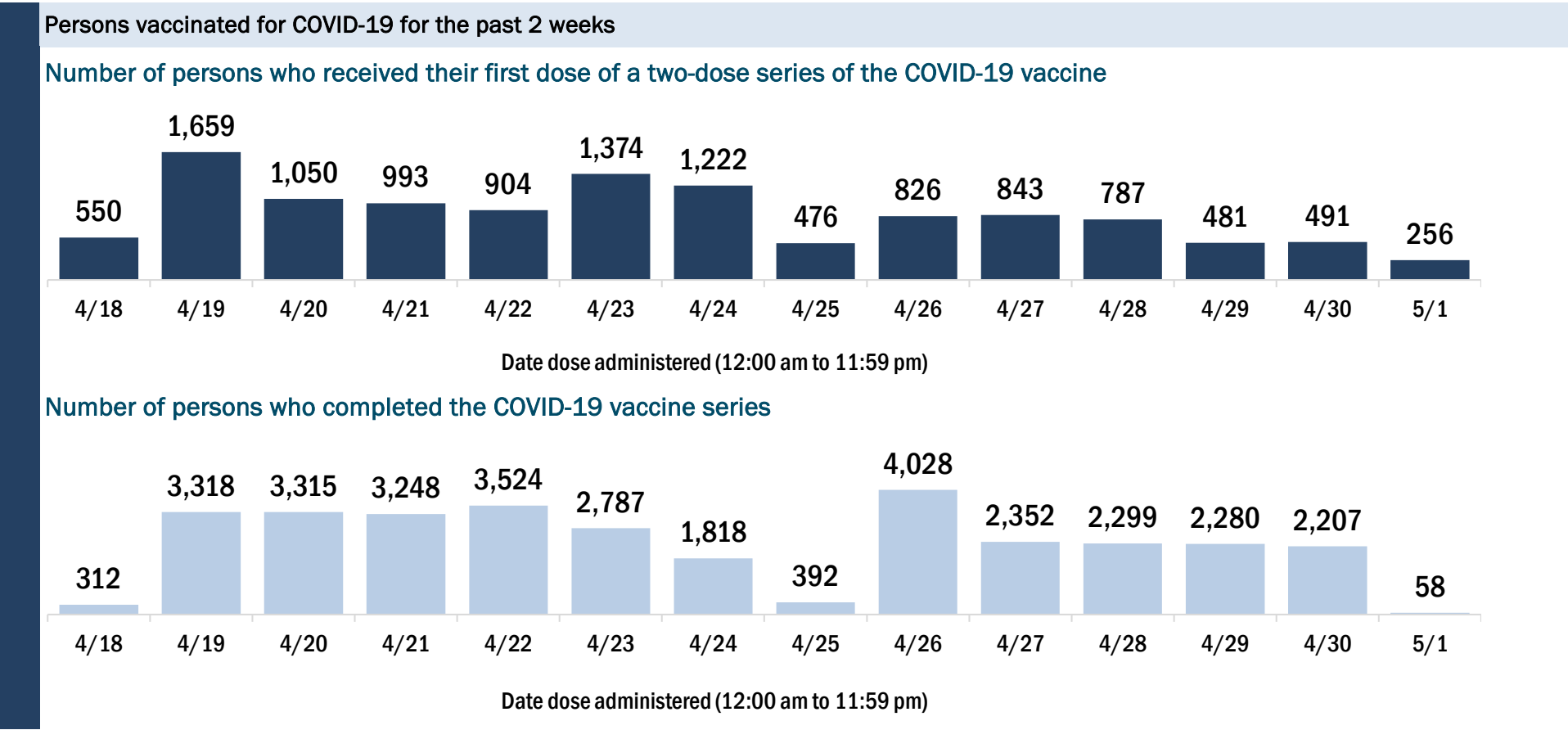
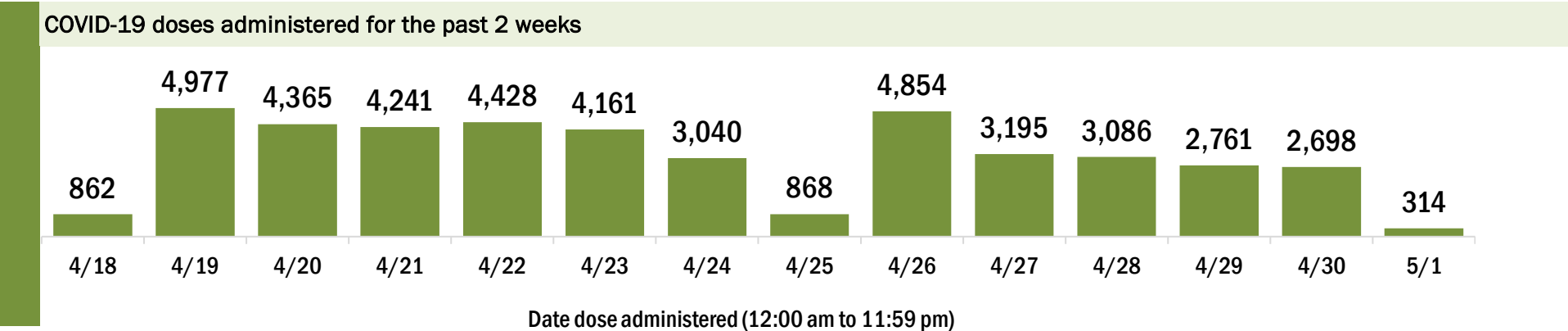
Data in this report are provisional and subject to change.

Data in this summary pertain to COVID-19 vaccines approved by the U.S. Food and Drug Administration and have been issued an Emergency Use Authorization (Janssen COVID-19 Vaccine, Moderna COVID-19 Vaccine and Pfizer-BioNTech COVID-19 Vaccine). These data summarize the number of people who have received either their first dose or have completed the series for a COVID-19 vaccine. **A person can only be counted in one category, first dose or series complete.** For persons receiving Moderna or Pfizer vaccines, once they receive their second dose, they are moved from the first dose column to the series completed column. **Because of this, the total first dose category may show a change from report to report not matching the total receiving their first dose from the previous day.** Persons receiving Johnson & Johnson vaccines will always be counted in the series completed column.

COVID-19 doses for vaccinated persons in Florida	
Doses administered	402,402
People receiving one dose of a 1-dose series (Johnson & Johnson) or receiving only one dose of a 2-dose series (Moderna, Pfizer) count once. Persons receiving both doses of a 2-dose series count twice.	

Current status of persons vaccinated for COVID-19 in Florida	
Total people vaccinated	236,854
First dose	62,305
Series completed	174,549
Completed 1-dose series	9,001
Completed 2-dose series	165,548
First dose: current number of people who have only received their first dose of the Moderna or Pfizer vaccine.	
Series complete: current number of people who have received both Moderna or Pfizer vaccine doses or one Johnson & Johnson dose and are considered fully immunized.	

Demographic summary	First dose	Series complete	Total people vaccinated
Age group	62,305	174,549	236,854
16-24 years	5,533	2,117	7,650
25-34 years	5,638	3,805	9,443
35-44 years	6,476	6,588	13,064
45-54 years	7,684	13,212	20,896
55-64 years	11,166	31,208	42,374
65-74 years	13,309	62,987	76,296
75-84 years	8,855	40,513	49,368
85+ years	3,644	14,119	17,763
Race	62,305	174,549	236,854
White	46,437	139,402	185,839
Black	1,351	2,434	3,785
American Indian/Alaskan	232	601	833
Other	4,864	11,194	16,058
Unknown	9,421	20,918	30,339
Other race includes Asian, native Hawaiian/Pacific Islander, or other.			
Ethnicity	62,305	174,549	236,854
Hispanic	5,186	5,214	10,400
Non-Hispanic	37,249	117,864	155,113
Unknown	19,870	51,471	71,341
Gender	62,305	174,549	236,854
Female	32,992	98,531	131,523
Male	29,160	75,916	105,076
Unknown	153	102	255



COVID-19: Seminole County vaccine summary

Vaccination data through May 1, 2021 as of May 2, 2021 at 12:05 AM

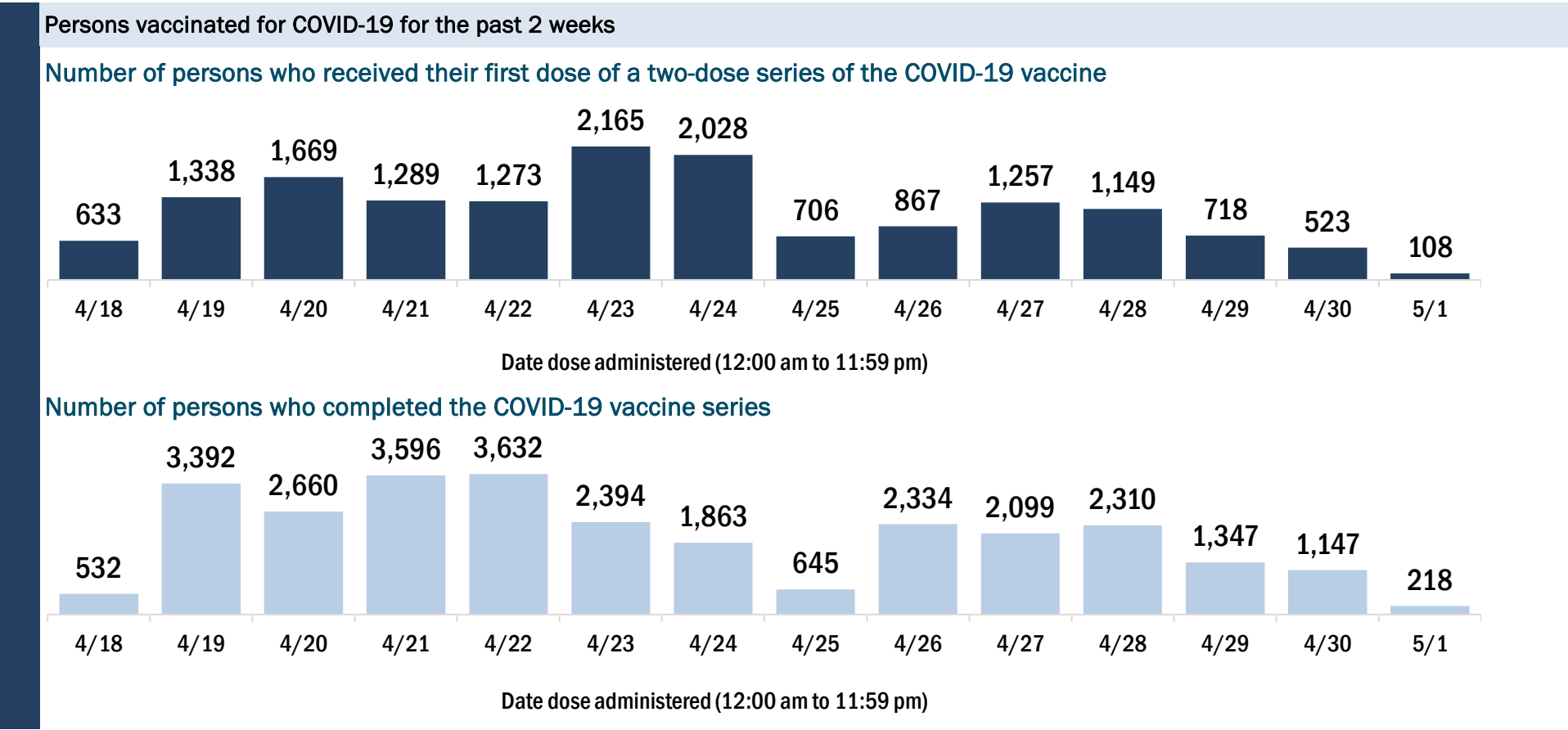
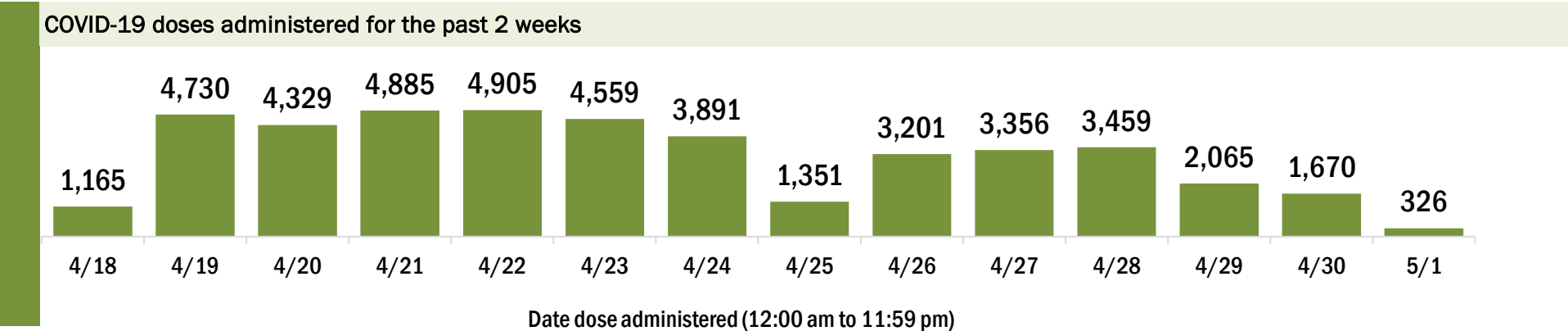
Data in this report are provisional and subject to change.

Data in this summary pertain to COVID-19 vaccines approved by the U.S. Food and Drug Administration and have been issued an Emergency Use Authorization (Janssen COVID-19 Vaccine, Moderna COVID-19 Vaccine and Pfizer-BioNTech COVID-19 Vaccine). These data summarize the number of people who have received either their first dose or have completed the series for a COVID-19 vaccine. **A person can only be counted in one category, first dose or series complete.** For persons receiving Moderna or Pfizer vaccines, once they receive their second dose, they are moved from the first dose column to the series completed column. **Because of this, the total first dose category may show a change from report to report not matching the total receiving their first dose from the previous day.** Persons receiving Johnson & Johnson vaccines will always be counted in the series completed column.

COVID-19 doses for vaccinated persons in Florida	
Doses administered	296,658
People receiving one dose of a 1-dose series (Johnson & Johnson) or receiving only one dose of a 2-dose series (Moderna, Pfizer) count once. Persons receiving both doses of a 2-dose series count twice.	

Current status of persons vaccinated for COVID-19 in Florida	
Total people vaccinated	178,746
First dose	50,642
Series completed	128,104
Completed 1-dose series	10,192
Completed 2-dose series	117,912
First dose: current number of people who have only received their first dose of the Moderna or Pfizer vaccine.	
Series complete: current number of people who have received both Moderna or Pfizer vaccine doses or one Johnson & Johnson dose and are considered fully immunized.	

Demographic summary	First dose	Series complete	Total people vaccinated
Age group	50,642	128,104	178,746
16-24 years	9,753	6,015	15,768
25-34 years	10,114	9,680	19,794
35-44 years	10,105	15,421	25,526
45-54 years	8,087	20,965	29,052
55-64 years	6,648	27,427	34,075
65-74 years	3,384	29,043	32,427
75-84 years	1,750	14,177	15,927
85+ years	801	5,376	6,177
Race	50,642	128,104	178,746
White	30,837	91,004	121,841
Black	3,854	8,169	12,023
American Indian/Alaskan	241	547	788
Other	8,305	18,128	26,433
Unknown	7,405	10,256	17,661
Other race includes Asian, native Hawaiian/Pacific Islander, or other.			
Ethnicity	50,642	128,104	178,746
Hispanic	8,997	14,106	23,103
Non-Hispanic	26,005	82,458	108,463
Unknown	15,640	31,540	47,180
Gender	50,642	128,104	178,746
Female	26,045	73,144	99,189
Male	24,377	54,840	79,217
Unknown	220	120	340



COVID-19: St. Johns County vaccine summary

Vaccination data through May 1, 2021 as of May 2, 2021 at 12:05 AM

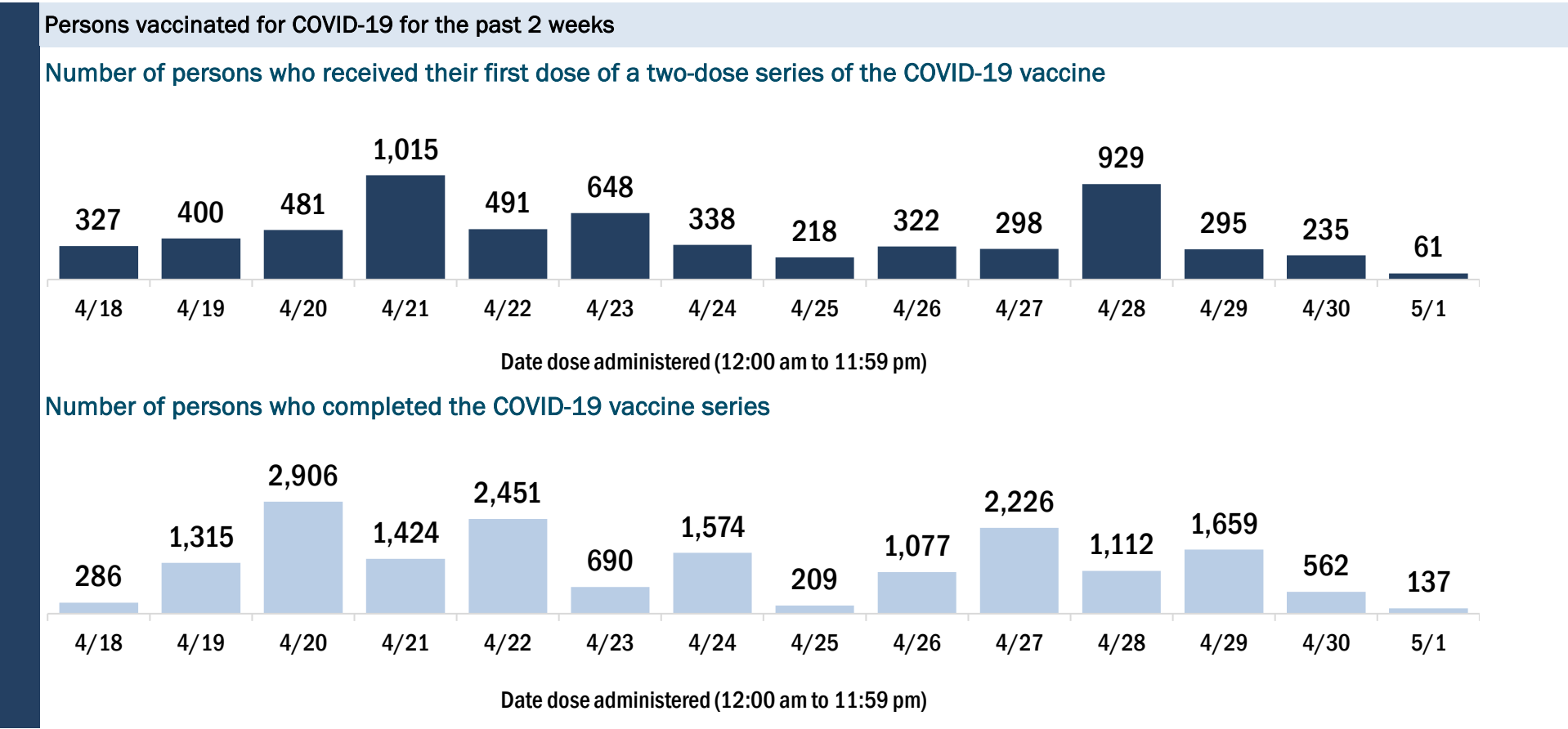
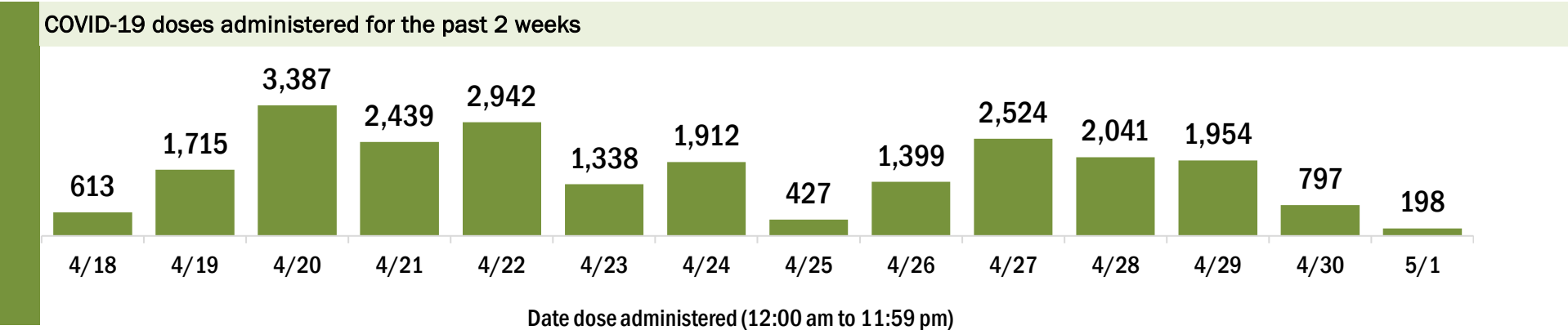
Data in this report are provisional and subject to change.

Data in this summary pertain to COVID-19 vaccines approved by the U.S. Food and Drug Administration and have been issued an Emergency Use Authorization (Janssen COVID-19 Vaccine, Moderna COVID-19 Vaccine and Pfizer-BioNTech COVID-19 Vaccine). These data summarize the number of people who have received either their first dose or have completed the series for a COVID-19 vaccine. **A person can only be counted in one category, first dose or series complete.** For persons receiving Moderna or Pfizer vaccines, once they receive their second dose, they are moved from the first dose column to the series completed column. **Because of this, the total first dose category may show a change from report to report not matching the total receiving their first dose from the previous day.** Persons receiving Johnson & Johnson vaccines will always be counted in the series completed column.

COVID-19 doses for vaccinated persons in Florida	
Doses administered	221,960
People receiving one dose of a 1-dose series (Johnson & Johnson) or receiving only one dose of a 2-dose series (Moderna, Pfizer) count once. Persons receiving both doses of a 2-dose series count twice.	

Current status of persons vaccinated for COVID-19 in Florida	
Total people vaccinated	125,431
First dose	23,495
Series completed	101,936
Completed 1-dose series	5,407
Completed 2-dose series	96,529
First dose: current number of people who have only received their first dose of the Moderna or Pfizer vaccine.	
Series complete: current number of people who have received both Moderna or Pfizer vaccine doses or one Johnson & Johnson dose and are considered fully immunized.	

Demographic summary	First dose	Series complete	Total people vaccinated
Age group	23,495	101,936	125,431
16-24 years	4,225	3,644	7,869
25-34 years	3,165	4,867	8,032
35-44 years	4,489	11,616	16,105
45-54 years	4,038	15,100	19,138
55-64 years	3,527	21,363	24,890
65-74 years	2,332	27,948	30,280
75-84 years	1,204	13,561	14,765
85+ years	515	3,837	4,352
Race	23,495	101,936	125,431
White	15,065	76,875	91,940
Black	956	2,944	3,900
American Indian/Alaskan	78	284	362
Other	2,798	9,571	12,369
Unknown	4,598	12,262	16,860
Other race includes Asian, native Hawaiian/Pacific Islander, or other.			
Ethnicity	23,495	101,936	125,431
Hispanic	1,606	3,992	5,598
Non-Hispanic	13,185	68,200	81,385
Unknown	8,704	29,744	38,448
Gender	23,495	101,936	125,431
Female	12,227	56,596	68,823
Male	11,239	45,322	56,561
Unknown	29	18	47



COVID-19: St. Lucie County vaccine summary

Vaccination data through May 1, 2021 as of May 2, 2021 at 12:05 AM

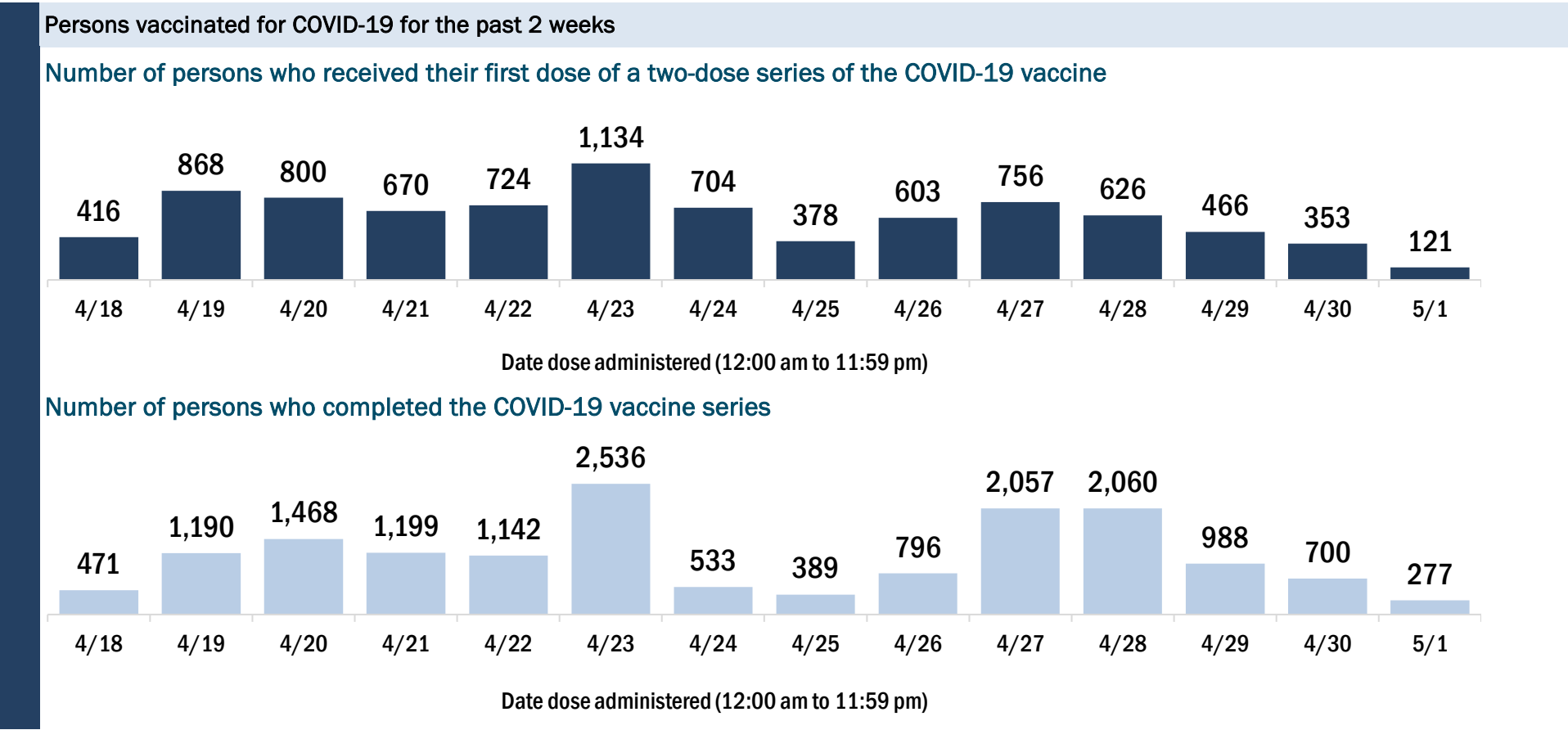
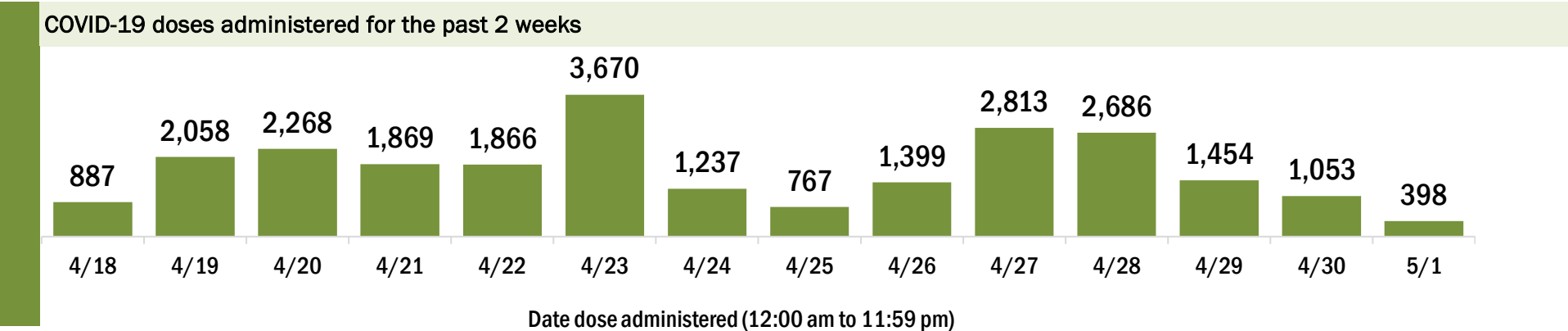
Data in this report are provisional and subject to change.

Data in this summary pertain to COVID-19 vaccines approved by the U.S. Food and Drug Administration and have been issued an Emergency Use Authorization (Janssen COVID-19 Vaccine, Moderna COVID-19 Vaccine and Pfizer-BioNTech COVID-19 Vaccine). These data summarize the number of people who have received either their first dose or have completed the series for a COVID-19 vaccine. **A person can only be counted in one category, first dose or series complete.** For persons receiving Moderna or Pfizer vaccines, once they receive their second dose, they are moved from the first dose column to the series completed column. **Because of this, the total first dose category may show a change from report to report not matching the total receiving their first dose from the previous day.** Persons receiving Johnson & Johnson vaccines will always be counted in the series completed column.

COVID-19 doses for vaccinated persons in Florida	
Doses administered	200,389
People receiving one dose of a 1-dose series (Johnson & Johnson) or receiving only one dose of a 2-dose series (Moderna, Pfizer) count once. Persons receiving both doses of a 2-dose series count twice.	

Current status of persons vaccinated for COVID-19 in Florida	
Total people vaccinated	120,600
First dose	37,152
Series completed	83,448
Completed 1-dose series	3,659
Completed 2-dose series	79,789
First dose: current number of people who have only received their first dose of the Moderna or Pfizer vaccine.	
Series complete: current number of people who have received both Moderna or Pfizer vaccine doses or one Johnson & Johnson dose and are considered fully immunized.	

Demographic summary	First dose	Series complete	Total people vaccinated
Age group	37,152	83,448	120,600
16-24 years	3,400	1,538	4,938
25-34 years	3,651	2,792	6,443
35-44 years	4,687	4,777	9,464
45-54 years	5,811	8,646	14,457
55-64 years	7,977	17,035	25,012
65-74 years	6,581	27,940	34,521
75-84 years	3,746	15,916	19,662
85+ years	1,299	4,804	6,103
Race	37,152	83,448	120,600
White	22,698	54,734	77,432
Black	3,970	7,768	11,738
American Indian/Alaskan	188	379	567
Other	3,935	7,506	11,441
Unknown	6,361	13,061	19,422
Other race includes Asian, native Hawaiian/Pacific Islander, or other.			
Ethnicity	37,152	83,448	120,600
Hispanic	5,861	7,449	13,310
Non-Hispanic	17,582	47,372	64,954
Unknown	13,709	28,627	42,336
Gender	37,152	83,448	120,600
Female	19,684	47,541	67,225
Male	17,374	35,834	53,208
Unknown	94	73	167



COVID-19: Sumter County vaccine summary

Vaccination data through May 1, 2021 as of May 2, 2021 at 12:05 AM

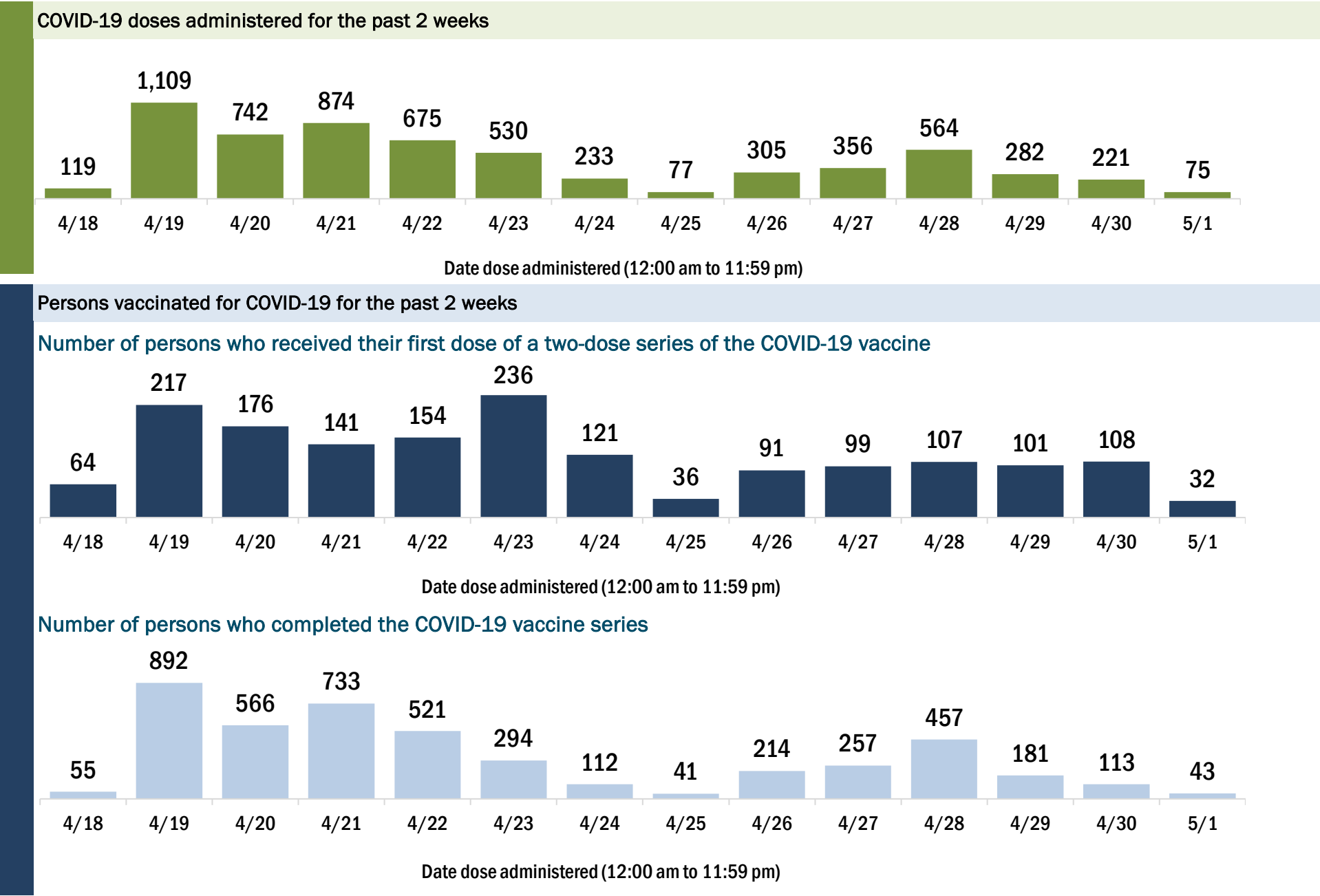
Data in this report are provisional and subject to change.

Data in this summary pertain to COVID-19 vaccines approved by the U.S. Food and Drug Administration and have been issued an Emergency Use Authorization (Janssen COVID-19 Vaccine, Moderna COVID-19 Vaccine and Pfizer-BioNTech COVID-19 Vaccine). These data summarize the number of people who have received either their first dose or have completed the series for a COVID-19 vaccine. **A person can only be counted in one category, first dose or series complete.** For persons receiving Moderna or Pfizer vaccines, once they receive their second dose, they are moved from the first dose column to the series completed column. **Because of this, the total first dose category may show a change from report to report not matching the total receiving their first dose from the previous day.** Persons receiving Johnson & Johnson vaccines will always be counted in the series completed column.

COVID-19 doses for vaccinated persons in Florida	
Doses administered	150,060
People receiving one dose of a 1-dose series (Johnson & Johnson) or receiving only one dose of a 2-dose series (Moderna, Pfizer) count once. Persons receiving both doses of a 2-dose series count twice.	

Current status of persons vaccinated for COVID-19 in Florida	
Total people vaccinated	83,407
First dose	12,689
Series completed	70,718
Completed 1-dose series	4,065
Completed 2-dose series	66,653
First dose: current number of people who have only received their first dose of the Moderna or Pfizer vaccine.	
Series complete: current number of people who have received both Moderna or Pfizer vaccine doses or one Johnson & Johnson dose and are considered fully immunized.	

Demographic summary	First dose	Series complete	Total people vaccinated
Age group	12,689	70,718	83,407
16-24 years	347	170	517
25-34 years	610	332	942
35-44 years	827	559	1,386
45-54 years	1,212	1,398	2,610
55-64 years	2,729	8,046	10,775
65-74 years	3,664	33,572	37,236
75-84 years	2,655	22,811	25,466
85+ years	645	3,830	4,475
Race	12,689	70,718	83,407
White	9,419	59,727	69,146
Black	554	816	1,370
American Indian/Alaskan	32	152	184
Other	959	2,634	3,593
Unknown	1,725	7,389	9,114
Other race includes Asian, native Hawaiian/Pacific Islander, or other.			
Ethnicity	12,689	70,718	83,407
Hispanic	558	1,149	1,707
Non-Hispanic	8,069	47,449	55,518
Unknown	4,062	22,120	26,182
Gender	12,689	70,718	83,407
Female	6,551	39,502	46,053
Male	6,078	31,198	37,276
Unknown	60	18	78



COVID-19: Suwannee County vaccine summary

Vaccination data through May 1, 2021 as of May 2, 2021 at 12:05 AM

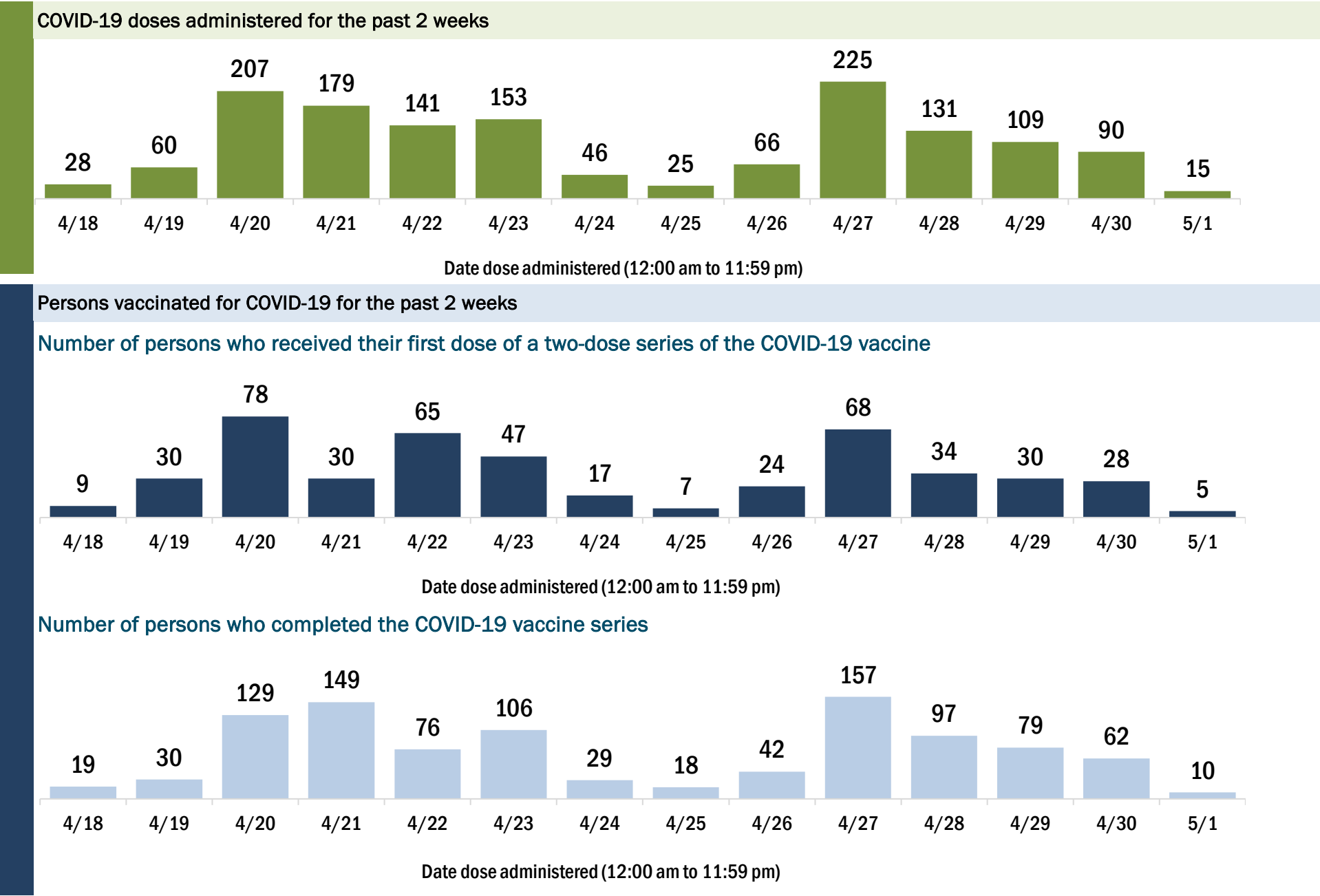
Data in this report are provisional and subject to change.

Data in this summary pertain to COVID-19 vaccines approved by the U.S. Food and Drug Administration and have been issued an Emergency Use Authorization (Janssen COVID-19 Vaccine, Moderna COVID-19 Vaccine and Pfizer-BioNTech COVID-19 Vaccine). These data summarize the number of people who have received either their first dose or have completed the series for a COVID-19 vaccine. **A person can only be counted in one category, first dose or series complete.** For persons receiving Moderna or Pfizer vaccines, once they receive their second dose, they are moved from the first dose column to the series completed column. **Because of this, the total first dose category may show a change from report to report not matching the total receiving their first dose from the previous day.** Persons receiving Johnson & Johnson vaccines will always be counted in the series completed column.

COVID-19 doses for vaccinated persons in Florida	
Doses administered	17,367
People receiving one dose of a 1-dose series (Johnson & Johnson) or receiving only one dose of a 2-dose series (Moderna, Pfizer) count once. Persons receiving both doses of a 2-dose series count twice.	

Current status of persons vaccinated for COVID-19 in Florida	
Total people vaccinated	10,051
First dose	2,119
Series completed	7,932
Completed 1-dose series	616
Completed 2-dose series	7,316
First dose: current number of people who have only received their first dose of the Moderna or Pfizer vaccine.	
Series complete: current number of people who have received both Moderna or Pfizer vaccine doses or one Johnson & Johnson dose and are considered fully immunized.	

Demographic summary	First dose	Series complete	Total people vaccinated
Age group	2,119	7,932	10,051
16-24 years	192	121	313
25-34 years	253	193	446
35-44 years	300	354	654
45-54 years	341	649	990
55-64 years	539	1,662	2,201
65-74 years	261	2,721	2,982
75-84 years	168	1,675	1,843
85+ years	65	557	622
Race	2,119	7,932	10,051
White	1,295	5,531	6,826
Black	353	623	976
American Indian/Alaskan	6	10	16
Other	202	533	735
Unknown	263	1,235	1,498
Other race includes Asian, native Hawaiian/Pacific Islander, or other.			
Ethnicity	2,119	7,932	10,051
Hispanic	183	303	486
Non-Hispanic	1,235	4,282	5,517
Unknown	701	3,347	4,048
Gender	2,119	7,932	10,051
Female	942	4,580	5,522
Male	1,177	3,352	4,529
Unknown	0	0	0



COVID-19: Taylor County vaccine summary

Vaccination data through May 1, 2021 as of May 2, 2021 at 12:05 AM

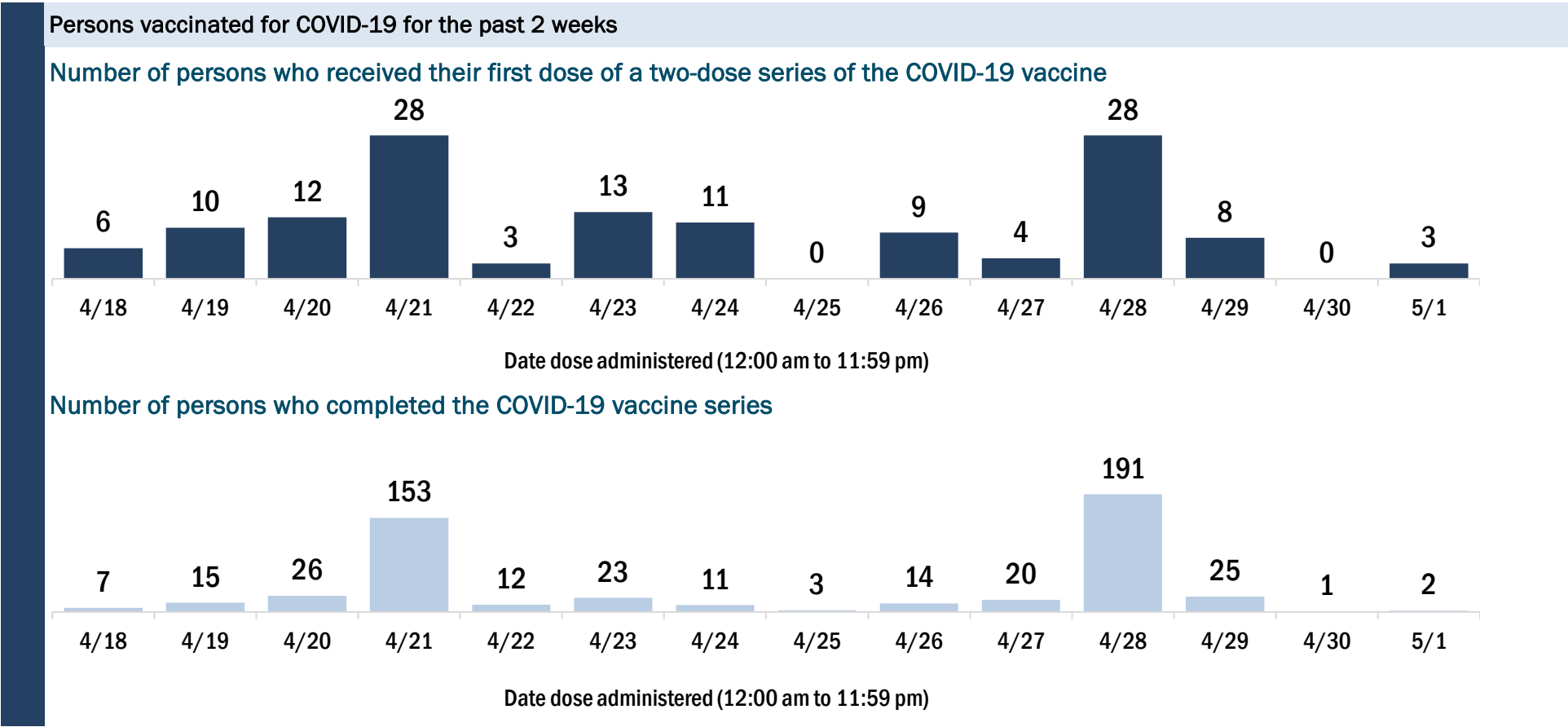
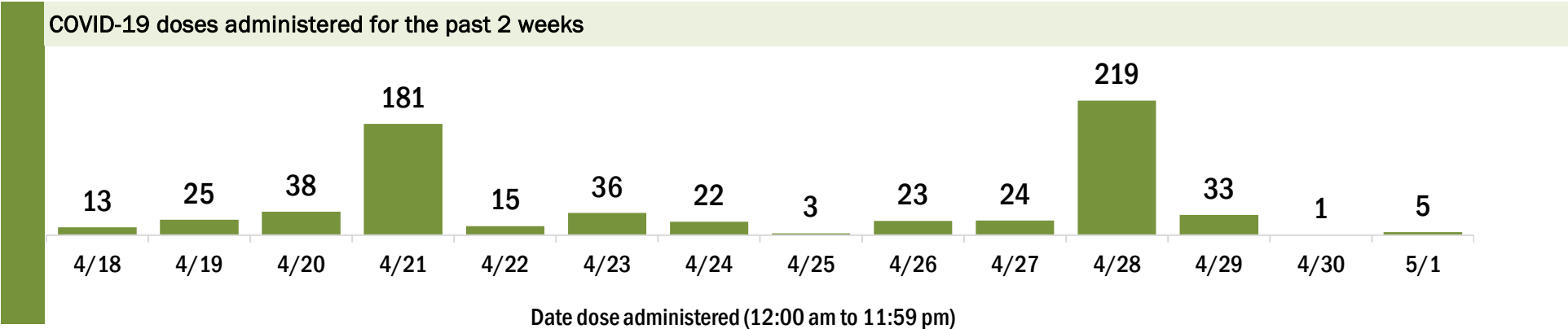
Data in this report are provisional and subject to change.

Data in this summary pertain to COVID-19 vaccines approved by the U.S. Food and Drug Administration and have been issued an Emergency Use Authorization (Janssen COVID-19 Vaccine, Moderna COVID-19 Vaccine and Pfizer-BioNTech COVID-19 Vaccine). These data summarize the number of people who have received either their first dose or have completed the series for a COVID-19 vaccine. **A person can only be counted in one category, first dose or series complete.** For persons receiving Moderna or Pfizer vaccines, once they receive their second dose, they are moved from the first dose column to the series completed column. **Because of this, the total first dose category may show a change from report to report not matching the total receiving their first dose from the previous day.** Persons receiving Johnson & Johnson vaccines will always be counted in the series completed column.

COVID-19 doses for vaccinated persons in Florida	
Doses administered	9,141
People receiving one dose of a 1-dose series (Johnson & Johnson) or receiving only one dose of a 2-dose series (Moderna, Pfizer) count once. Persons receiving both doses of a 2-dose series count twice.	

Current status of persons vaccinated for COVID-19 in Florida	
Total people vaccinated	5,607
First dose	1,792
Series completed	3,815
Completed 1-dose series	281
Completed 2-dose series	3,534
First dose: current number of people who have only received their first dose of the Moderna or Pfizer vaccine.	
Series complete: current number of people who have received both Moderna or Pfizer vaccine doses or one Johnson & Johnson dose and are considered fully immunized.	

Demographic summary	First dose	Series complete	Total people vaccinated
Age group	1,792	3,815	5,607
16-24 years	59	51	110
25-34 years	151	103	254
35-44 years	241	154	395
45-54 years	279	319	598
55-64 years	443	848	1,291
65-74 years	392	1,355	1,747
75-84 years	174	771	945
85+ years	53	214	267
Race	1,792	3,815	5,607
White	1,184	2,848	4,032
Black	347	460	807
American Indian/Alaskan	11	34	45
Other	110	237	347
Unknown	140	236	376
Other race includes Asian, native Hawaiian/Pacific Islander, or other.			
Ethnicity	1,792	3,815	5,607
Hispanic	42	60	102
Non-Hispanic	925	2,516	3,441
Unknown	825	1,239	2,064
Gender	1,792	3,815	5,607
Female	751	2,106	2,857
Male	1,039	1,709	2,748
Unknown	2	0	2



COVID-19: Union County vaccine summary

Vaccination data through May 1, 2021 as of May 2, 2021 at 12:05 AM

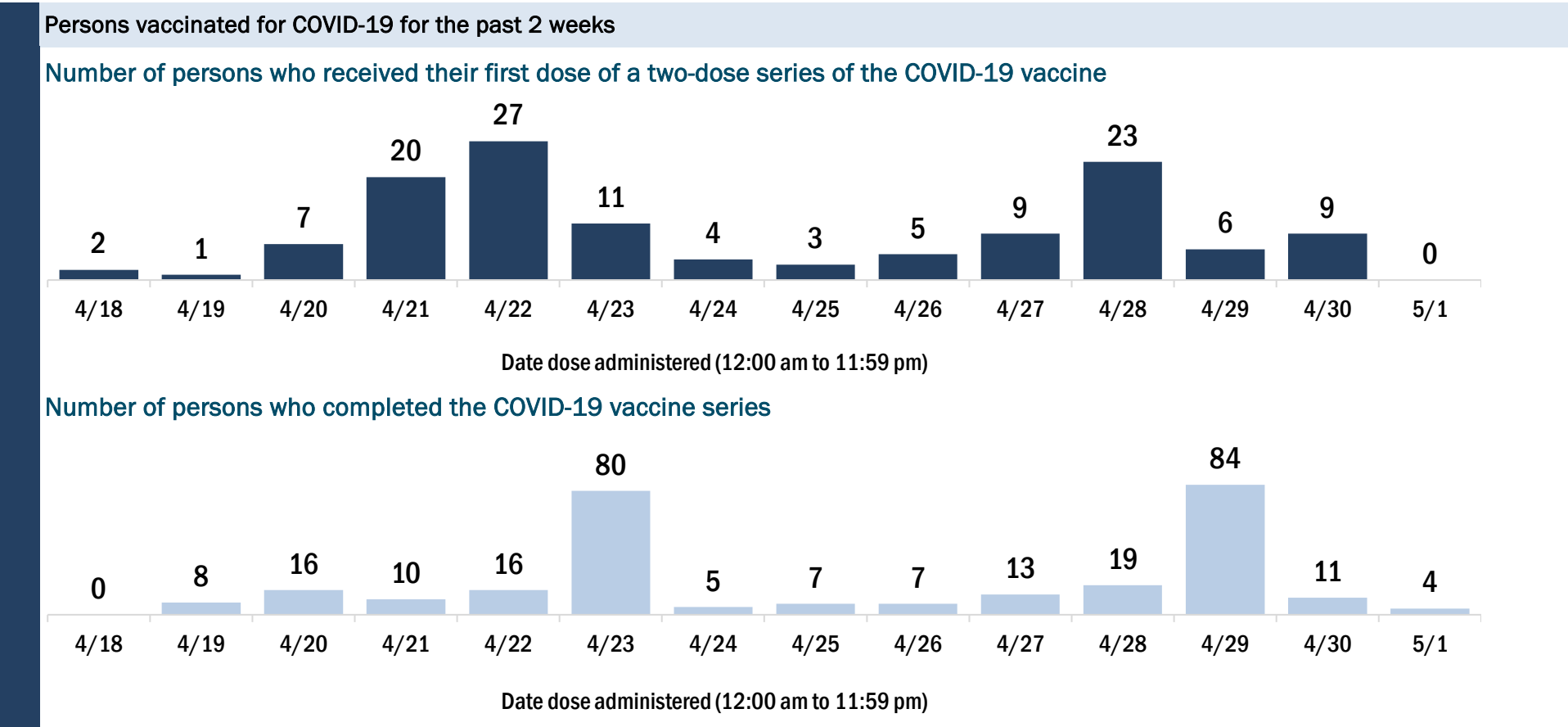
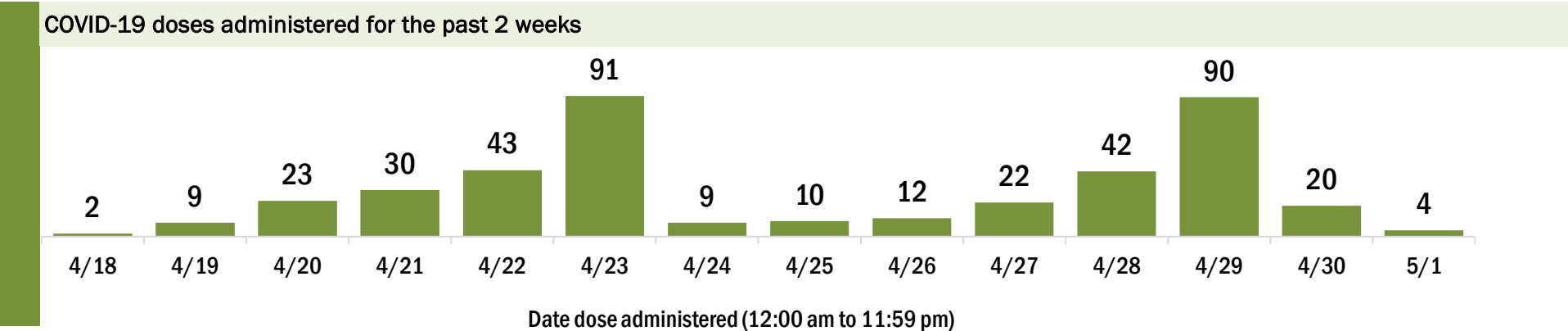
Data in this report are provisional and subject to change.

Data in this summary pertain to COVID-19 vaccines approved by the U.S. Food and Drug Administration and have been issued an Emergency Use Authorization (Janssen COVID-19 Vaccine, Moderna COVID-19 Vaccine and Pfizer-BioNTech COVID-19 Vaccine). These data summarize the number of people who have received either their first dose or have completed the series for a COVID-19 vaccine. **A person can only be counted in one category, first dose or series complete.** For persons receiving Moderna or Pfizer vaccines, once they receive their second dose, they are moved from the first dose column to the series completed column. **Because of this, the total first dose category may show a change from report to report not matching the total receiving their first dose from the previous day.** Persons receiving Johnson & Johnson vaccines will always be counted in the series completed column.

COVID-19 doses for vaccinated persons in Florida	
Doses administered	6,418
People receiving one dose of a 1-dose series (Johnson & Johnson) or receiving only one dose of a 2-dose series (Moderna, Pfizer) count once. Persons receiving both doses of a 2-dose series count twice.	

Current status of persons vaccinated for COVID-19 in Florida	
Total people vaccinated	4,617
First dose	2,701
Series completed	1,916
Completed 1-dose series	115
Completed 2-dose series	1,801
First dose: current number of people who have only received their first dose of the Moderna or Pfizer vaccine.	
Series complete: current number of people who have received both Moderna or Pfizer vaccine doses or one Johnson & Johnson dose and are considered fully immunized.	

Demographic summary	First dose	Series complete	Total people vaccinated
Age group	2,701	1,916	4,617
16-24 years	74	39	113
25-34 years	159	86	245
35-44 years	309	93	402
45-54 years	438	177	615
55-64 years	950	416	1,366
65-74 years	622	631	1,253
75-84 years	133	369	502
85+ years	16	105	121
Race	2,701	1,916	4,617
White	1,739	1,550	3,289
Black	809	182	991
American Indian/Alaskan	6	17	23
Other	105	124	229
Unknown	42	43	85
Other race includes Asian, native Hawaiian/Pacific Islander, or other.			
Ethnicity	2,701	1,916	4,617
Hispanic	108	43	151
Non-Hispanic	2,409	1,747	4,156
Unknown	184	126	310
Gender	2,701	1,916	4,617
Female	240	1,110	1,350
Male	2,456	806	3,262
Unknown	5	0	5



COVID-19: Volusia County vaccine summary

Vaccination data through May 1, 2021 as of May 2, 2021 at 12:05 AM

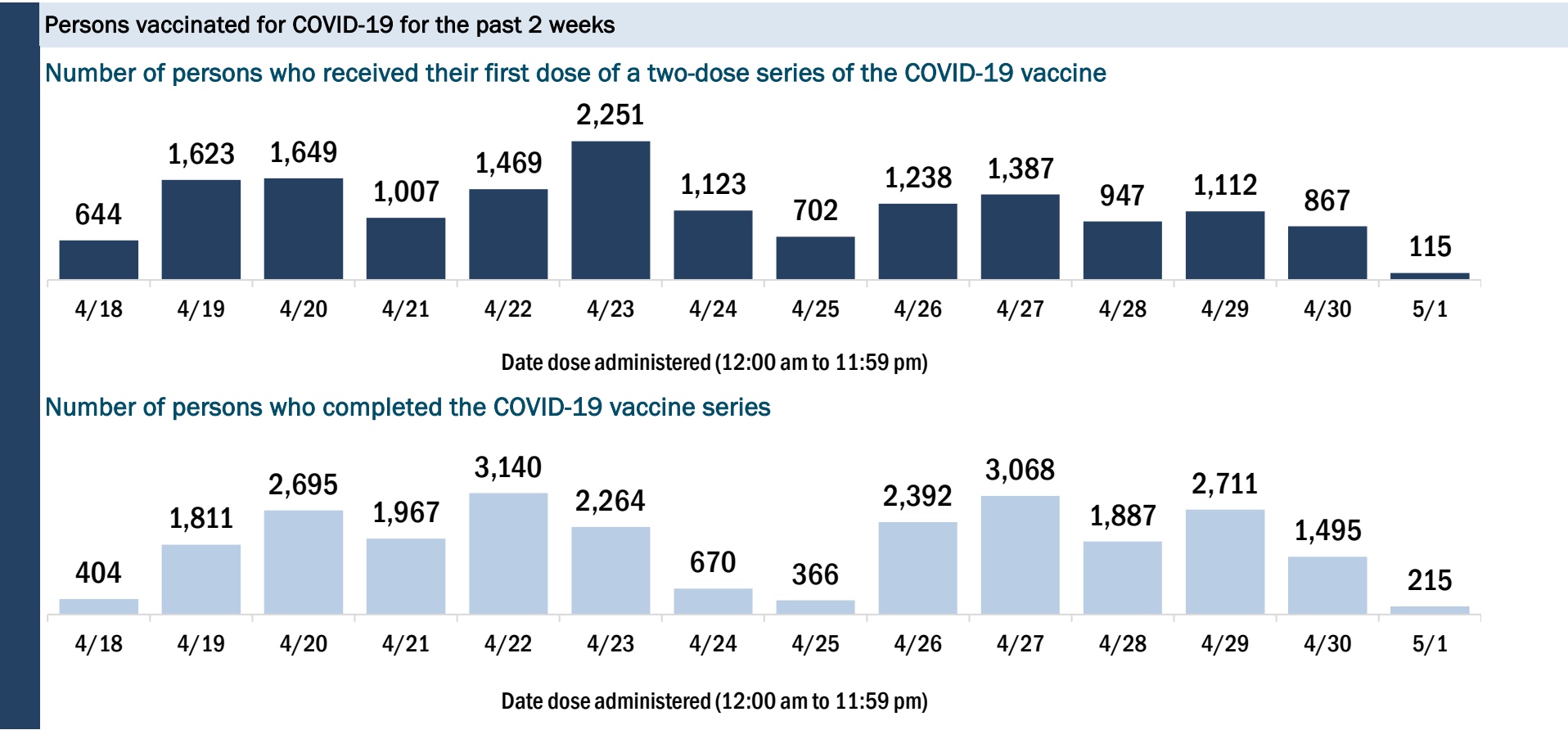
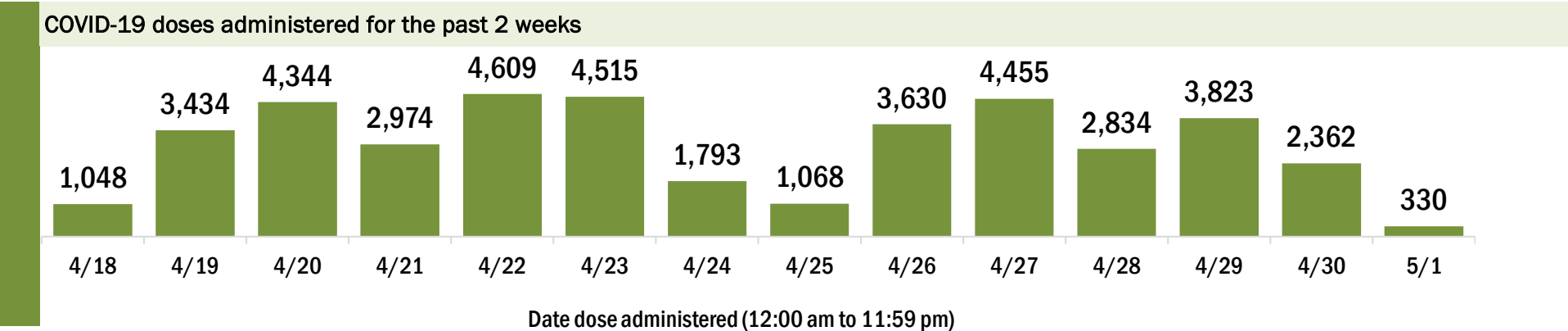
Data in this report are provisional and subject to change.

Data in this summary pertain to COVID-19 vaccines approved by the U.S. Food and Drug Administration and have been issued an Emergency Use Authorization (Janssen COVID-19 Vaccine, Moderna COVID-19 Vaccine and Pfizer-BioNTech COVID-19 Vaccine). These data summarize the number of people who have received either their first dose or have completed the series for a COVID-19 vaccine. **A person can only be counted in one category, first dose or series complete.** For persons receiving Moderna or Pfizer vaccines, once they receive their second dose, they are moved from the first dose column to the series completed column. **Because of this, the total first dose category may show a change from report to report not matching the total receiving their first dose from the previous day.** Persons receiving Johnson & Johnson vaccines will always be counted in the series completed column.

COVID-19 doses for vaccinated persons in Florida	
Doses administered	348,971
People receiving one dose of a 1-dose series (Johnson & Johnson) or receiving only one dose of a 2-dose series (Moderna, Pfizer) count once. Persons receiving both doses of a 2-dose series count twice.	

Current status of persons vaccinated for COVID-19 in Florida	
Total people vaccinated	213,915
First dose	61,107
Series completed	152,808
Completed 1-dose series	17,752
Completed 2-dose series	135,056
First dose: current number of people who have only received their first dose of the Moderna or Pfizer vaccine.	
Series complete: current number of people who have received both Moderna or Pfizer vaccine doses or one Johnson & Johnson dose and are considered fully immunized.	

Demographic summary	First dose	Series complete	Total people vaccinated
Age group	61,107	152,808	213,915
16-24 years	6,977	3,319	10,296
25-34 years	6,695	5,432	12,127
35-44 years	7,731	8,072	15,803
45-54 years	9,523	14,599	24,122
55-64 years	13,478	31,591	45,069
65-74 years	10,094	51,082	61,176
75-84 years	4,837	28,743	33,580
85+ years	1,772	9,970	11,742
Race	61,107	152,808	213,915
White	39,087	101,693	140,780
Black	3,827	6,793	10,620
American Indian/Alaskan	211	501	712
Other	6,803	16,833	23,636
Unknown	11,179	26,988	38,167
Other race includes Asian, native Hawaiian/Pacific Islander, or other.			
Ethnicity	61,107	152,808	213,915
Hispanic	7,360	8,242	15,602
Non-Hispanic	31,968	79,741	111,709
Unknown	21,779	64,825	86,604
Gender	61,107	152,808	213,915
Female	31,056	87,009	118,065
Male	28,816	63,397	92,213
Unknown	1,235	2,402	3,637



COVID-19: Wakulla County vaccine summary

Vaccination data through May 1, 2021 as of May 2, 2021 at 12:05 AM

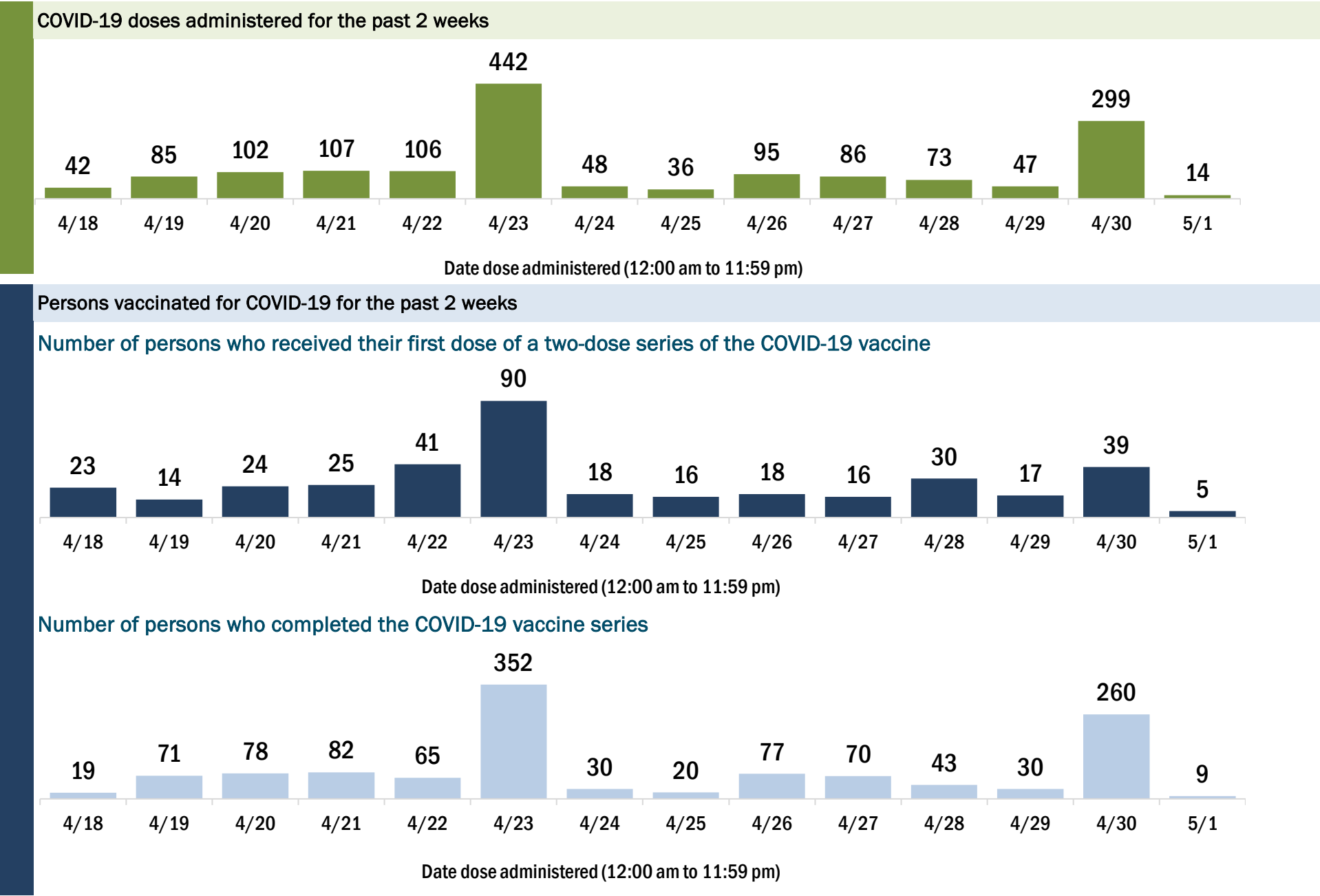
Data in this report are provisional and subject to change.

Data in this summary pertain to COVID-19 vaccines approved by the U.S. Food and Drug Administration and have been issued an Emergency Use Authorization (Janssen COVID-19 Vaccine, Moderna COVID-19 Vaccine and Pfizer-BioNTech COVID-19 Vaccine). These data summarize the number of people who have received either their first dose or have completed the series for a COVID-19 vaccine. **A person can only be counted in one category, first dose or series complete.** For persons receiving Moderna or Pfizer vaccines, once they receive their second dose, they are moved from the first dose column to the series completed column. **Because of this, the total first dose category may show a change from report to report not matching the total receiving their first dose from the previous day.** Persons receiving Johnson & Johnson vaccines will always be counted in the series completed column.

COVID-19 doses for vaccinated persons in Florida	
Doses administered	17,978
People receiving one dose of a 1-dose series (Johnson & Johnson) or receiving only one dose of a 2-dose series (Moderna, Pfizer) count once. Persons receiving both doses of a 2-dose series count twice.	

Current status of persons vaccinated for COVID-19 in Florida	
Total people vaccinated	10,791
First dose	3,110
Series completed	7,681
Completed 1-dose series	494
Completed 2-dose series	7,187
First dose: current number of people who have only received their first dose of the Moderna or Pfizer vaccine.	
Series complete: current number of people who have received both Moderna or Pfizer vaccine doses or one Johnson & Johnson dose and are considered fully immunized.	

Demographic summary	First dose	Series complete	Total people vaccinated
Age group	3,110	7,681	10,791
16-24 years	239	162	401
25-34 years	421	336	757
35-44 years	522	591	1,113
45-54 years	588	958	1,546
55-64 years	661	1,739	2,400
65-74 years	424	2,479	2,903
75-84 years	193	1,146	1,339
85+ years	62	270	332
Race	3,110	7,681	10,791
White	2,222	5,703	7,925
Black	531	571	1,102
American Indian/Alaskan	8	36	44
Other	160	972	1,132
Unknown	189	399	588
Other race includes Asian, native Hawaiian/Pacific Islander, or other.			
Ethnicity	3,110	7,681	10,791
Hispanic	74	144	218
Non-Hispanic	1,649	6,129	7,778
Unknown	1,387	1,408	2,795
Gender	3,110	7,681	10,791
Female	1,196	4,293	5,489
Male	1,913	3,387	5,300
Unknown	1	1	2



COVID-19: Walton County vaccine summary

Vaccination data through May 1, 2021 as of May 2, 2021 at 12:05 AM

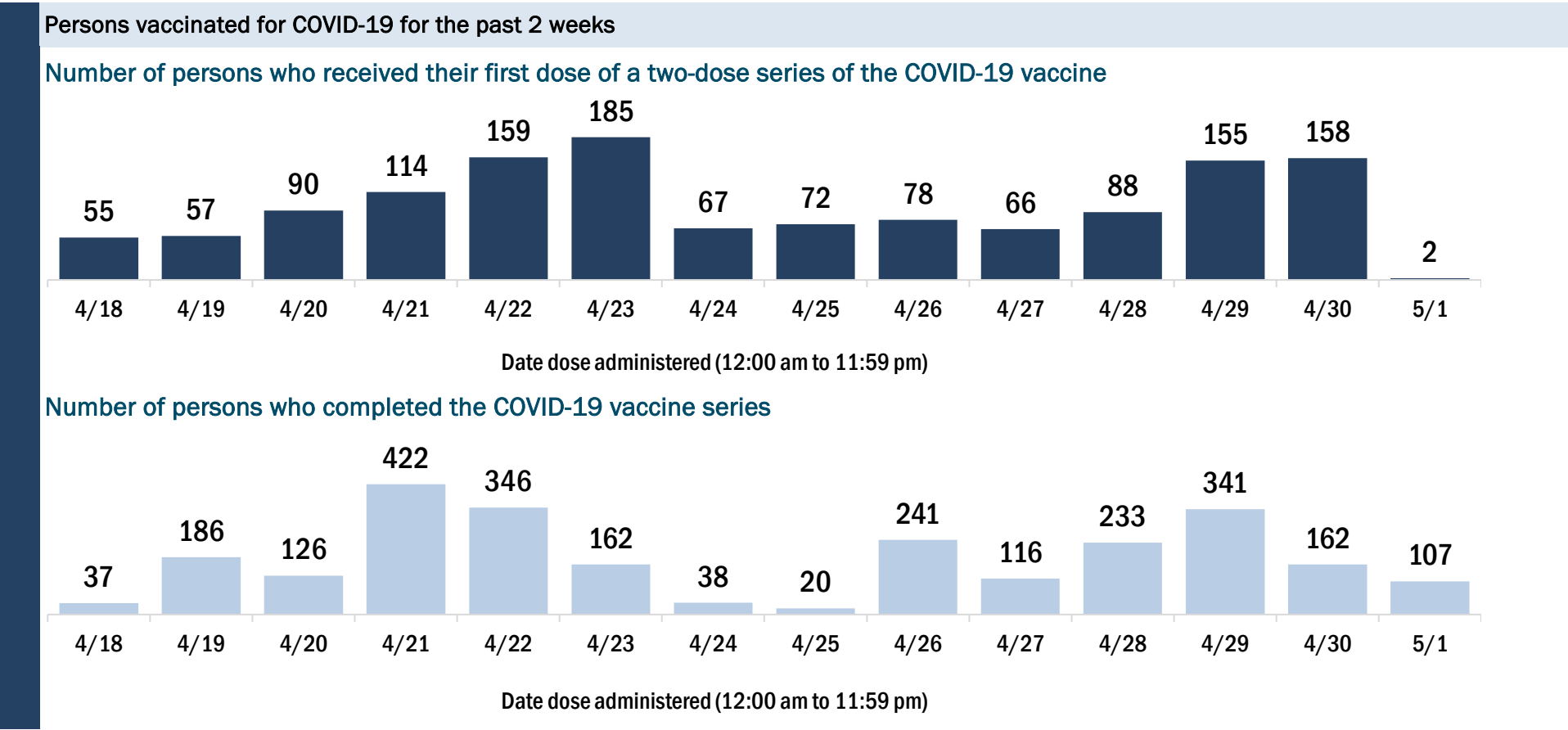
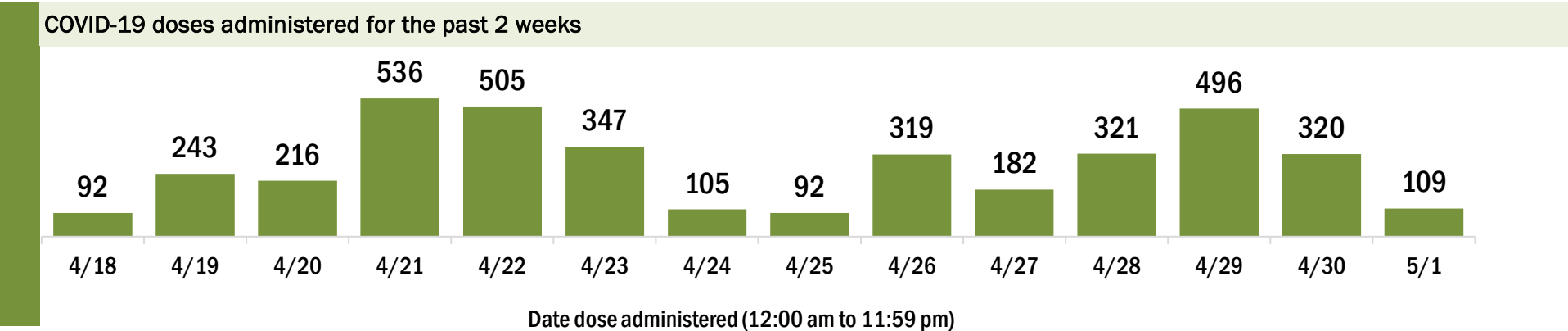
Data in this report are provisional and subject to change.

Data in this summary pertain to COVID-19 vaccines approved by the U.S. Food and Drug Administration and have been issued an Emergency Use Authorization (Janssen COVID-19 Vaccine, Moderna COVID-19 Vaccine and Pfizer-BioNTech COVID-19 Vaccine). These data summarize the number of people who have received either their first dose or have completed the series for a COVID-19 vaccine. **A person can only be counted in one category, first dose or series complete.** For persons receiving Moderna or Pfizer vaccines, once they receive their second dose, they are moved from the first dose column to the series completed column. **Because of this, the total first dose category may show a change from report to report not matching the total receiving their first dose from the previous day.** Persons receiving Johnson & Johnson vaccines will always be counted in the series completed column.

COVID-19 doses for vaccinated persons in Florida	
Doses administered	39,299
People receiving one dose of a 1-dose series (Johnson & Johnson) or receiving only one dose of a 2-dose series (Moderna, Pfizer) count once. Persons receiving both doses of a 2-dose series count twice.	

Current status of persons vaccinated for COVID-19 in Florida	
Total people vaccinated	23,565
First dose	6,736
Series completed	16,829
Completed 1-dose series	1,095
Completed 2-dose series	15,734
First dose: current number of people who have only received their first dose of the Moderna or Pfizer vaccine.	
Series complete: current number of people who have received both Moderna or Pfizer vaccine doses or one Johnson & Johnson dose and are considered fully immunized.	

Demographic summary	First dose	Series complete	Total people vaccinated
Age group	6,736	16,829	23,565
16-24 years	498	235	733
25-34 years	708	501	1,209
35-44 years	980	1,087	2,067
45-54 years	1,125	1,793	2,918
55-64 years	1,513	4,021	5,534
65-74 years	1,232	5,970	7,202
75-84 years	544	2,526	3,070
85+ years	136	696	832
Race	6,736	16,829	23,565
White	4,865	12,689	17,554
Black	325	293	618
American Indian/Alaskan	23	64	87
Other	472	770	1,242
Unknown	1,051	3,013	4,064
Other race includes Asian, native Hawaiian/Pacific Islander, or other.			
Ethnicity	6,736	16,829	23,565
Hispanic	411	393	804
Non-Hispanic	4,281	11,051	15,332
Unknown	2,044	5,385	7,429
Gender	6,736	16,829	23,565
Female	3,325	9,227	12,552
Male	3,409	7,600	11,009
Unknown	2	2	4



COVID-19: Washington County vaccine summary

Vaccination data through May 1, 2021 as of May 2, 2021 at 12:05 AM

Data in this report are provisional and subject to change.

Data in this summary pertain to COVID-19 vaccines approved by the U.S. Food and Drug Administration and have been issued an Emergency Use Authorization (Janssen COVID-19 Vaccine, Moderna COVID-19 Vaccine and Pfizer-BioNTech COVID-19 Vaccine). These data summarize the number of people who have received either their first dose or have completed the series for a COVID-19 vaccine. **A person can only be counted in one category, first dose or series complete.** For persons receiving Moderna or Pfizer vaccines, once they receive their second dose, they are moved from the first dose column to the series completed column. **Because of this, the total first dose category may show a change from report to report not matching the total receiving their first dose from the previous day.** Persons receiving Johnson & Johnson vaccines will always be counted in the series completed column.

COVID-19 doses for vaccinated persons in Florida	
Doses administered	9,143
People receiving one dose of a 1-dose series (Johnson & Johnson) or receiving only one dose of a 2-dose series (Moderna, Pfizer) count once. Persons receiving both doses of a 2-dose series count twice.	

Current status of persons vaccinated for COVID-19 in Florida	
Total people vaccinated	5,456
First dose	1,434
Series completed	4,022
Completed 1-dose series	335
Completed 2-dose series	3,687
First dose: current number of people who have only received their first dose of the Moderna or Pfizer vaccine.	
Series complete: current number of people who have received both Moderna or Pfizer vaccine doses or one Johnson & Johnson dose and are considered fully immunized.	

Demographic summary	First dose	Series complete	Total people vaccinated
Age group	1,434	4,022	5,456
16-24 years	84	38	122
25-34 years	176	108	284
35-44 years	258	196	454
45-54 years	281	409	690
55-64 years	359	956	1,315
65-74 years	158	1,328	1,486
75-84 years	82	742	824
85+ years	36	245	281
Race	1,434	4,022	5,456
White	797	3,148	3,945
Black	172	418	590
American Indian/Alaskan	19	48	67
Other	48	190	238
Unknown	398	218	616
Other race includes Asian, native Hawaiian/Pacific Islander, or other.			
Ethnicity	1,434	4,022	5,456
Hispanic	50	72	122
Non-Hispanic	1,137	3,251	4,388
Unknown	247	699	946
Gender	1,434	4,022	5,456
Female	495	2,226	2,721
Male	938	1,796	2,734
Unknown	1	0	1

