

COVID-19: Florida vaccine summary

Vaccination data through Apr 30, 2021 as of May 1, 2021 at 12:05 AM

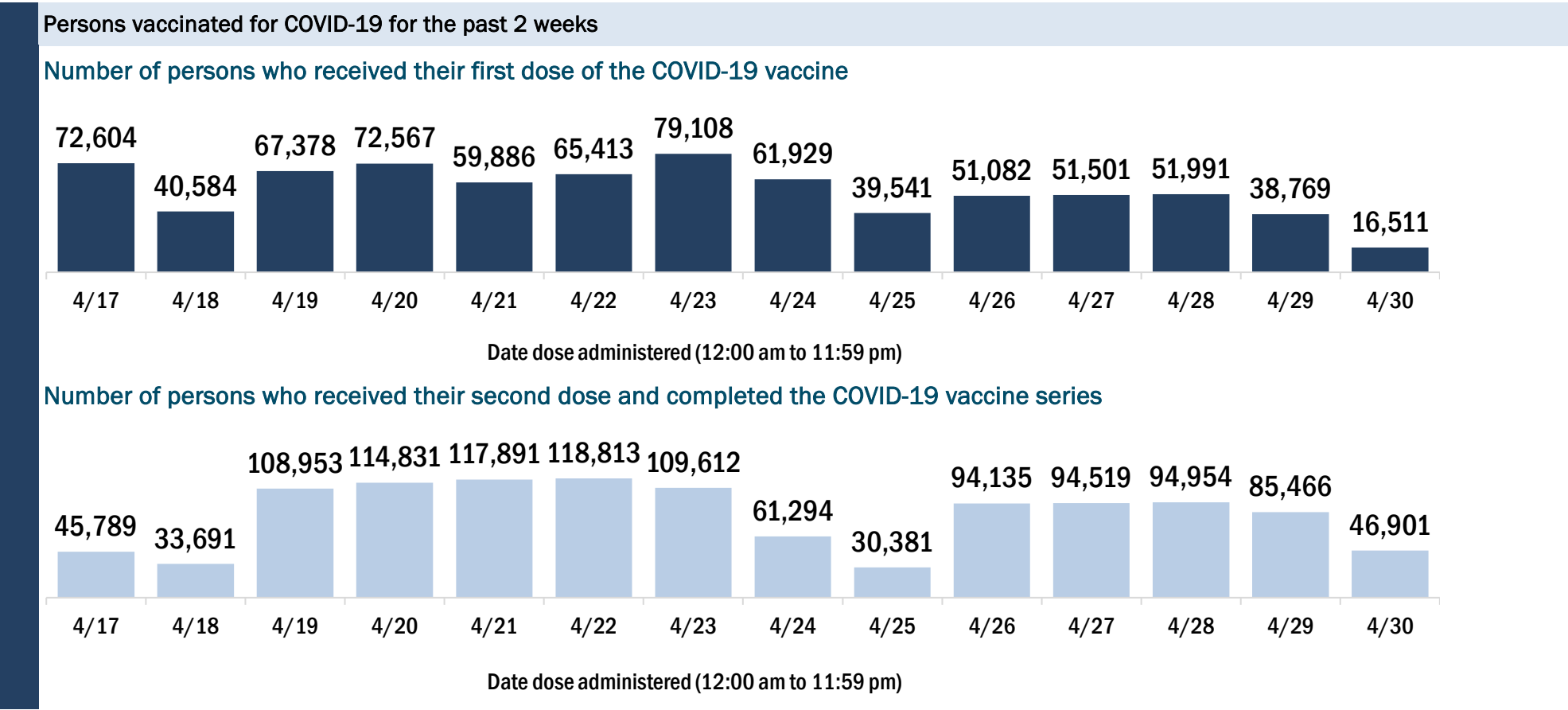
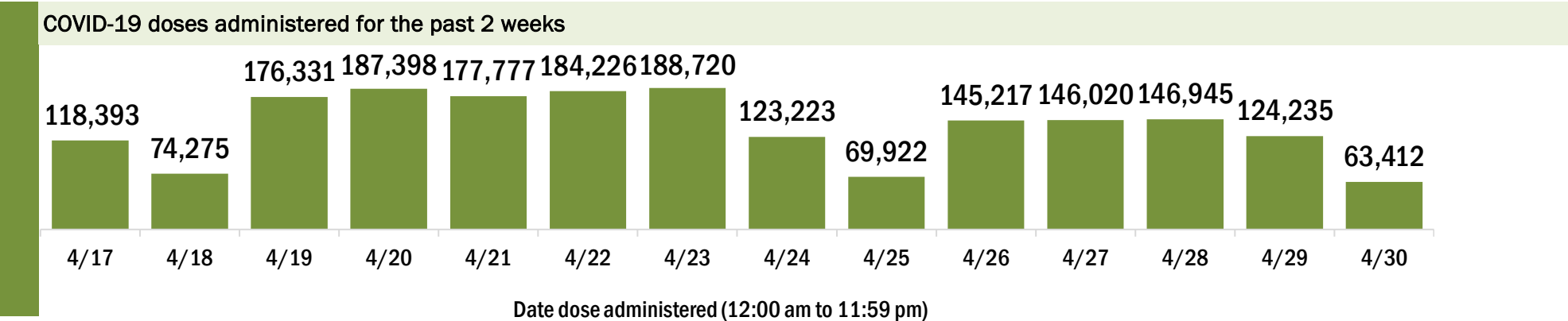
Data in this report are provisional and subject to change. Data are based on county of residence.

Data in this summary pertain to COVID-19 vaccines approved by the U.S. Food and Drug Administration and have been issued an Emergency Use Authorization (Janssen COVID-19 Vaccine, Moderna COVID-19 Vaccine and Pfizer-BioNTech COVID-19 Vaccine). These data summarize the number of people who have received either their first dose or have completed the series for a COVID-19 vaccine. **A person can only be counted in one category, first dose or series complete.** For persons receiving Moderna or Pfizer vaccines, once they receive their second dose, they are moved from the first dose column to the series completed column. **Because of this, the total first dose category may show a change from report to report not matching the total receiving their first dose from the previous day.** Persons receiving Johnson & Johnson vaccines will always be counted in the series completed column.

COVID-19 doses for vaccinated persons in Florida	
Doses administered	14,592,481
People receiving one dose of a 1-dose series (Johnson & Johnson) or receiving only one dose of a 2-dose series (Moderna, Pfizer) count once. Persons receiving both doses of a 2-dose series count twice.	

Current status of persons vaccinated for COVID-19 in Florida	
Total people vaccinated	8,865,300
First dose	2,584,625
Series completed	6,280,675
Completed 1-dose series	553,494
Completed 2-dose series	5,727,181
First dose: current number of people who have only received their first dose of the Moderna or Pfizer vaccine.	
Series complete: current number of people who have received both Moderna or Pfizer vaccine doses or one Johnson & Johnson dose and are considered fully immunized.	

Demographic summary	First dose	Series complete	Total people vaccinated
Age group	2,584,625	6,280,675	8,865,300
16-24 years	313,847	195,118	508,965
25-34 years	369,667	361,393	731,060
35-44 years	402,931	538,421	941,352
45-54 years	415,420	819,393	1,234,813
55-64 years	449,135	1,309,010	1,758,145
65-74 years	351,020	1,735,516	2,086,536
75-84 years	200,477	993,561	1,194,038
85+ years	82,128	328,263	410,391
Race	2,584,625	6,280,675	8,865,300
White	1,620,011	4,318,570	5,938,581
Black	199,105	413,171	612,276
American Indian/Alaskan	11,096	21,209	32,305
Other	309,912	642,680	952,592
Unknown	444,501	885,045	1,329,546
Other race includes Asian, native Hawaiian/Pacific Islander, or other.			
Ethnicity	2,584,625	6,280,675	8,865,300
Hispanic	561,068	871,022	1,432,090
Non-Hispanic	1,137,061	3,391,694	4,528,755
Unknown	886,496	2,017,959	2,904,455
Gender	2,584,625	6,280,675	8,865,300
Female	1,344,840	3,532,367	4,877,207
Male	1,227,178	2,738,771	3,965,949
Unknown	12,607	9,537	22,144



COVID-19: Alachua County vaccine summary

Vaccination data through Apr 30, 2021 as of May 1, 2021 at 12:05 AM

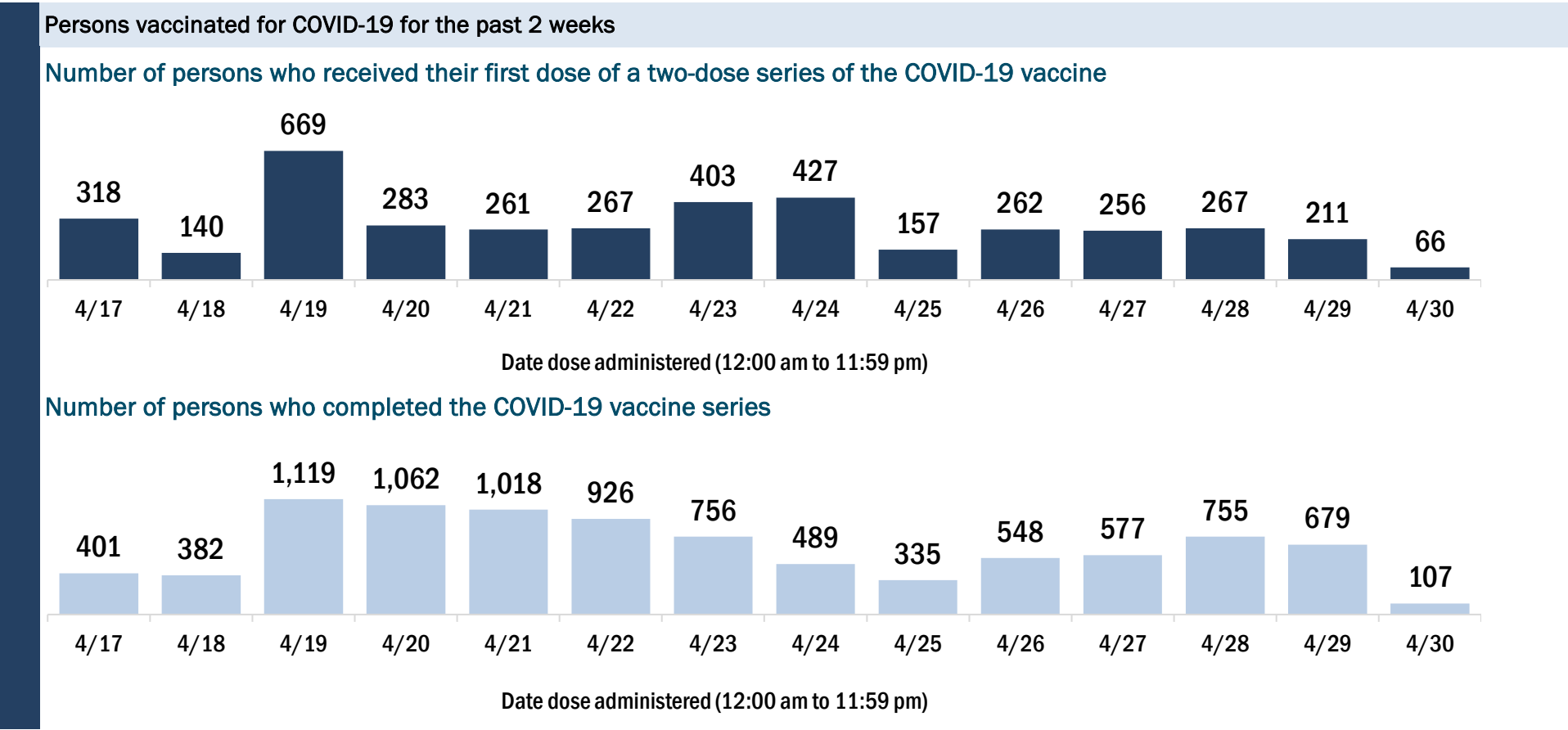
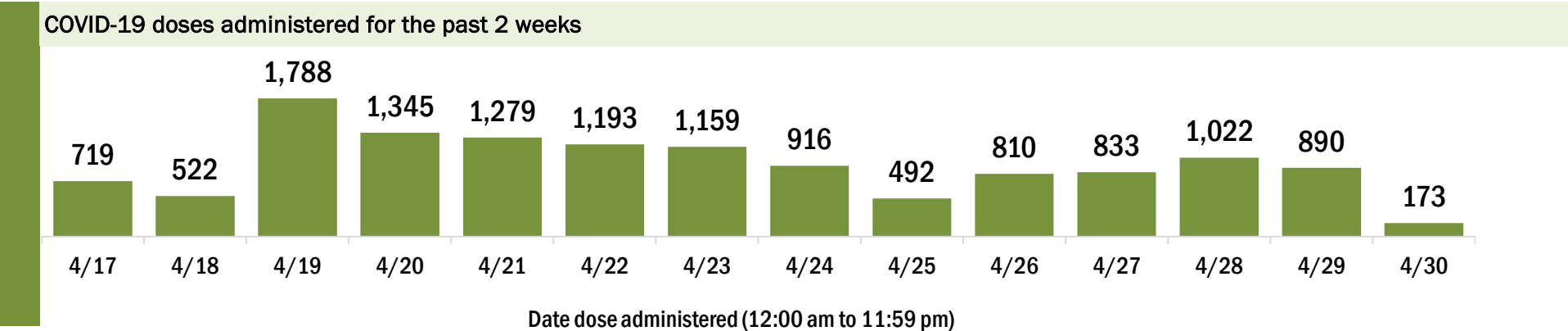
Data in this report are provisional and subject to change.

Data in this summary pertain to COVID-19 vaccines approved by the U.S. Food and Drug Administration and have been issued an Emergency Use Authorization (Janssen COVID-19 Vaccine, Moderna COVID-19 Vaccine and Pfizer-BioNTech COVID-19 Vaccine). These data summarize the number of people who have received either their first dose or have completed the series for a COVID-19 vaccine. **A person can only be counted in one category, first dose or series complete.** For persons receiving Moderna or Pfizer vaccines, once they receive their second dose, they are moved from the first dose column to the series completed column. **Because of this, the total first dose category may show a change from report to report not matching the total receiving their first dose from the previous day.** Persons receiving Johnson & Johnson vaccines will always be counted in the series completed column.

COVID-19 doses for vaccinated persons in Florida	
Doses administered	197,014
People receiving one dose of a 1-dose series (Johnson & Johnson) or receiving only one dose of a 2-dose series (Moderna, Pfizer) count once. Persons receiving both doses of a 2-dose series count twice.	

Current status of persons vaccinated for COVID-19 in Florida	
Total people vaccinated	117,093
First dose	32,805
Series completed	84,288
Completed 1-dose series	4,367
Completed 2-dose series	79,921
First dose: current number of people who have only received their first dose of the Moderna or Pfizer vaccine.	
Series complete: current number of people who have received both Moderna or Pfizer vaccine doses or one Johnson & Johnson dose and are considered fully immunized.	

Demographic summary	First dose	Series complete	Total people vaccinated
Age group	32,805	84,288	117,093
16-24 years	11,240	7,554	18,794
25-34 years	6,826	11,847	18,673
35-44 years	4,749	9,844	14,593
45-54 years	3,554	10,261	13,815
55-64 years	3,570	14,226	17,796
65-74 years	1,673	18,216	19,889
75-84 years	797	9,045	9,842
85+ years	396	3,295	3,691
Race	32,805	84,288	117,093
White	20,888	59,063	79,951
Black	3,657	8,254	11,911
American Indian/Alaskan	121	267	388
Other	5,743	12,560	18,303
Unknown	2,396	4,144	6,540
Other race includes Asian, native Hawaiian/Pacific Islander, or other.			
Ethnicity	32,805	84,288	117,093
Hispanic	4,604	6,088	10,692
Non-Hispanic	20,753	57,360	78,113
Unknown	7,448	20,840	28,288
Gender	32,805	84,288	117,093
Female	16,983	49,120	66,103
Male	15,764	35,130	50,894
Unknown	58	38	96



COVID-19: Baker County vaccine summary

Vaccination data through Apr 30, 2021 as of May 1, 2021 at 12:05 AM

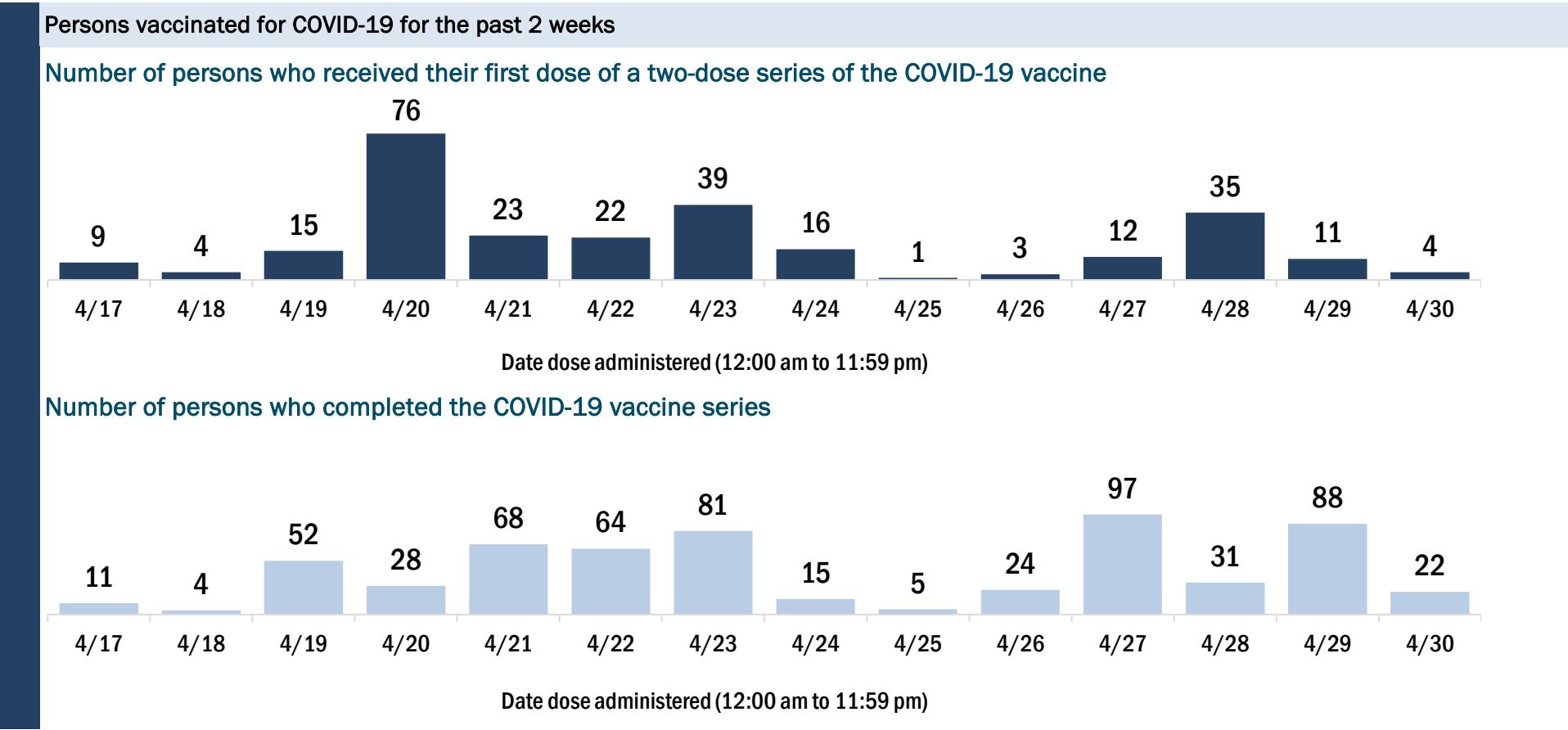
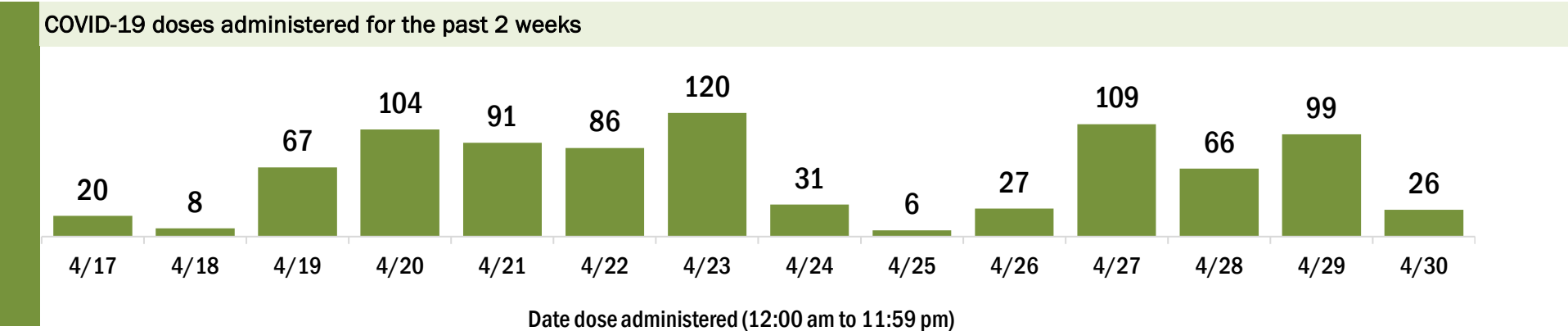
Data in this report are provisional and subject to change.

Data in this summary pertain to COVID-19 vaccines approved by the U.S. Food and Drug Administration and have been issued an Emergency Use Authorization (Janssen COVID-19 Vaccine, Moderna COVID-19 Vaccine and Pfizer-BioNTech COVID-19 Vaccine). These data summarize the number of people who have received either their first dose or have completed the series for a COVID-19 vaccine. **A person can only be counted in one category, first dose or series complete.** For persons receiving Moderna or Pfizer vaccines, once they receive their second dose, they are moved from the first dose column to the series completed column. **Because of this, the total first dose category may show a change from report to report not matching the total receiving their first dose from the previous day.** Persons receiving Johnson & Johnson vaccines will always be counted in the series completed column.

COVID-19 doses for vaccinated persons in Florida	
Doses administered	9,734
People receiving one dose of a 1-dose series (Johnson & Johnson) or receiving only one dose of a 2-dose series (Moderna, Pfizer) count once. Persons receiving both doses of a 2-dose series count twice.	

Current status of persons vaccinated for COVID-19 in Florida	
Total people vaccinated	5,887
First dose	1,897
Series completed	3,990
Completed 1-dose series	143
Completed 2-dose series	3,847
First dose: current number of people who have only received their first dose of the Moderna or Pfizer vaccine.	
Series complete: current number of people who have received both Moderna or Pfizer vaccine doses or one Johnson & Johnson dose and are considered fully immunized.	

Demographic summary	First dose	Series complete	Total people vaccinated
Age group	1,897	3,990	5,887
16-24 years	109	72	181
25-34 years	268	156	424
35-44 years	392	259	651
45-54 years	441	445	886
55-64 years	412	900	1,312
65-74 years	165	1,293	1,458
75-84 years	78	676	754
85+ years	32	189	221
Race	1,897	3,990	5,887
White	1,195	3,198	4,393
Black	531	349	880
American Indian/Alaskan	4	21	25
Other	122	216	338
Unknown	45	206	251
Other race includes Asian, native Hawaiian/Pacific Islander, or other.			
Ethnicity	1,897	3,990	5,887
Hispanic	59	77	136
Non-Hispanic	1,012	2,922	3,934
Unknown	826	991	1,817
Gender	1,897	3,990	5,887
Female	600	2,227	2,827
Male	1,296	1,762	3,058
Unknown	1	1	2



COVID-19: Bay County vaccine summary

Vaccination data through Apr 30, 2021 as of May 1, 2021 at 12:05 AM

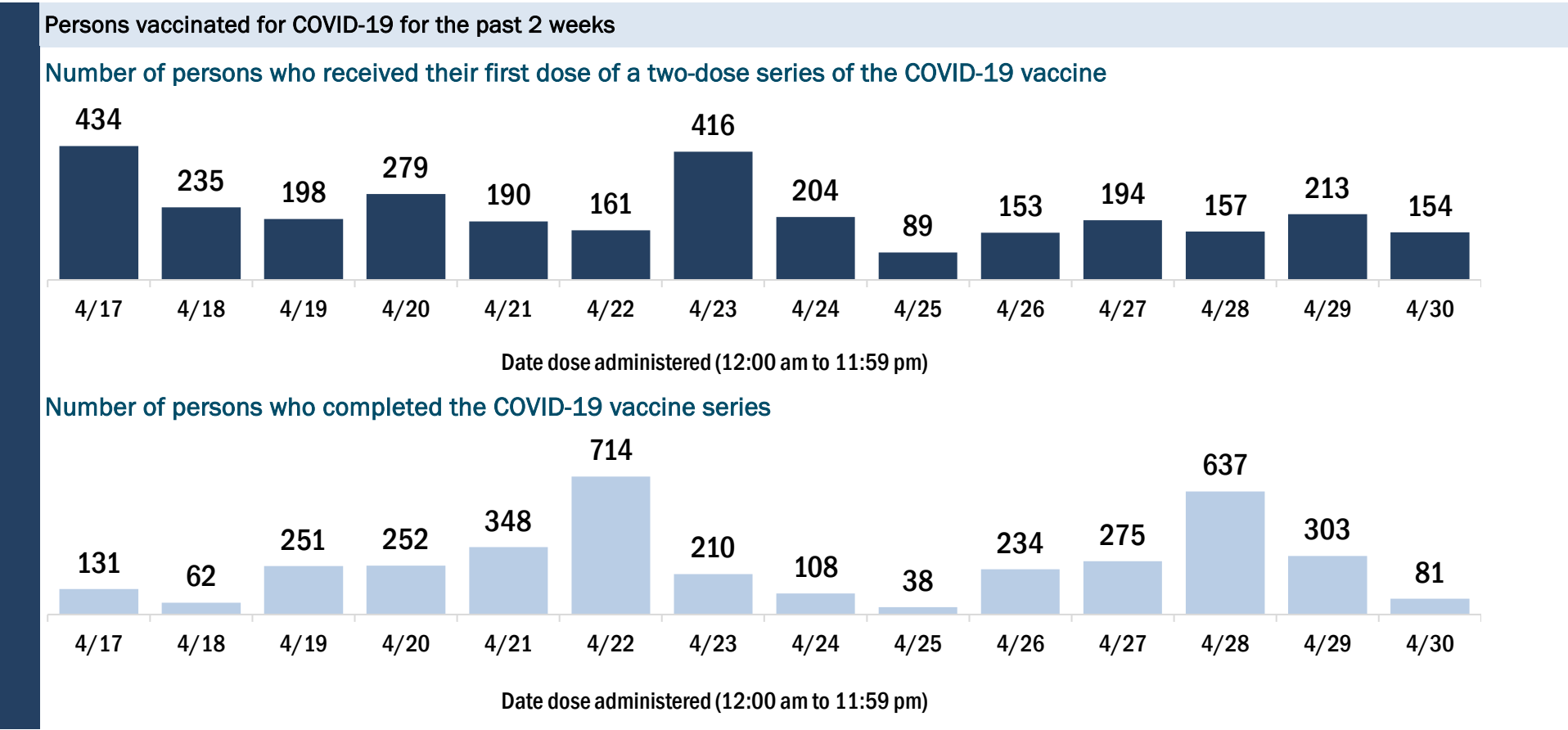
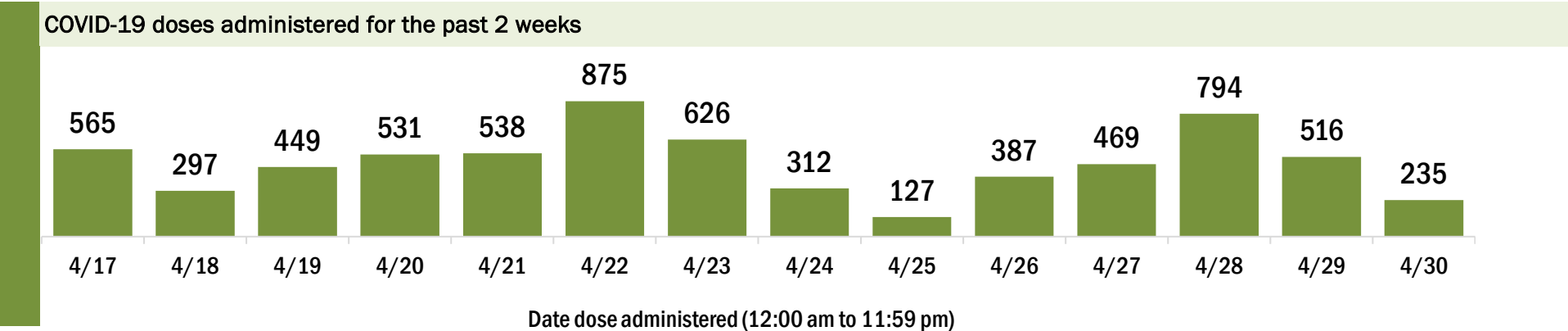
Data in this report are provisional and subject to change.

Data in this summary pertain to COVID-19 vaccines approved by the U.S. Food and Drug Administration and have been issued an Emergency Use Authorization (Janssen COVID-19 Vaccine, Moderna COVID-19 Vaccine and Pfizer-BioNTech COVID-19 Vaccine). These data summarize the number of people who have received either their first dose or have completed the series for a COVID-19 vaccine. **A person can only be counted in one category, first dose or series complete.** For persons receiving Moderna or Pfizer vaccines, once they receive their second dose, they are moved from the first dose column to the series completed column. **Because of this, the total first dose category may show a change from report to report not matching the total receiving their first dose from the previous day.** Persons receiving Johnson & Johnson vaccines will always be counted in the series completed column.

COVID-19 doses for vaccinated persons in Florida	
Doses administered	84,569
People receiving one dose of a 1-dose series (Johnson & Johnson) or receiving only one dose of a 2-dose series (Moderna, Pfizer) count once. Persons receiving both doses of a 2-dose series count twice.	

Current status of persons vaccinated for COVID-19 in Florida	
Total people vaccinated	51,171
First dose	12,636
Series completed	38,535
Completed 1-dose series	5,137
Completed 2-dose series	33,398
First dose: current number of people who have only received their first dose of the Moderna or Pfizer vaccine.	
Series complete: current number of people who have received both Moderna or Pfizer vaccine doses or one Johnson & Johnson dose and are considered fully immunized.	

Demographic summary	First dose	Series complete	Total people vaccinated
Age group	12,636	38,535	51,171
16-24 years	1,403	761	2,164
25-34 years	1,696	1,632	3,328
35-44 years	1,978	2,921	4,899
45-54 years	2,199	4,527	6,726
55-64 years	2,795	8,985	11,780
65-74 years	1,540	11,949	13,489
75-84 years	747	5,930	6,677
85+ years	278	1,830	2,108
Race	12,636	38,535	51,171
White	7,870	27,439	35,309
Black	906	2,465	3,371
American Indian/Alaskan	70	180	250
Other	1,535	2,964	4,499
Unknown	2,255	5,487	7,742
Other race includes Asian, native Hawaiian/Pacific Islander, or other.			
Ethnicity	12,636	38,535	51,171
Hispanic	1,064	1,416	2,480
Non-Hispanic	7,052	23,910	30,962
Unknown	4,520	13,209	17,729
Gender	12,636	38,535	51,171
Female	6,861	21,490	28,351
Male	5,770	17,039	22,809
Unknown	5	6	11



COVID-19: Bradford County vaccine summary

Vaccination data through Apr 30, 2021 as of May 1, 2021 at 12:05 AM

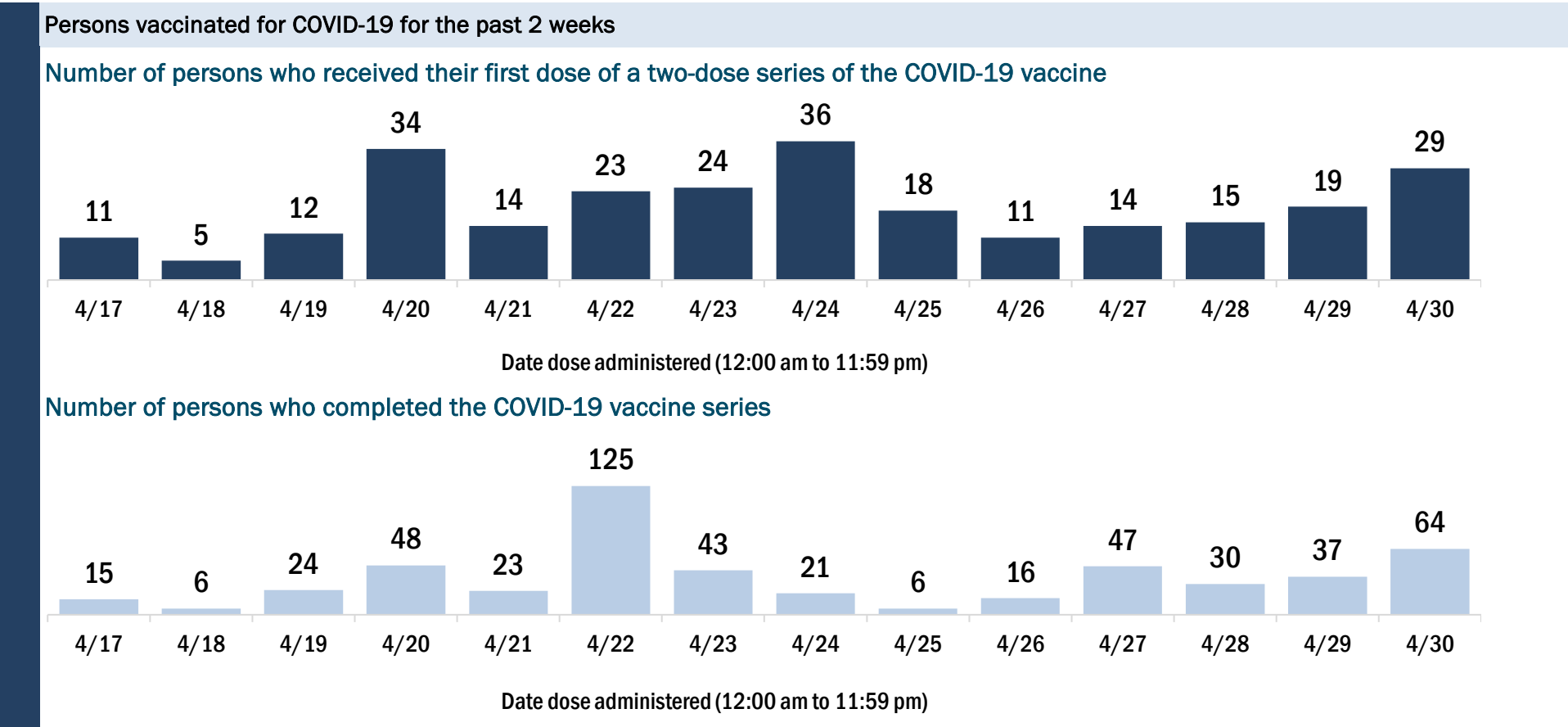
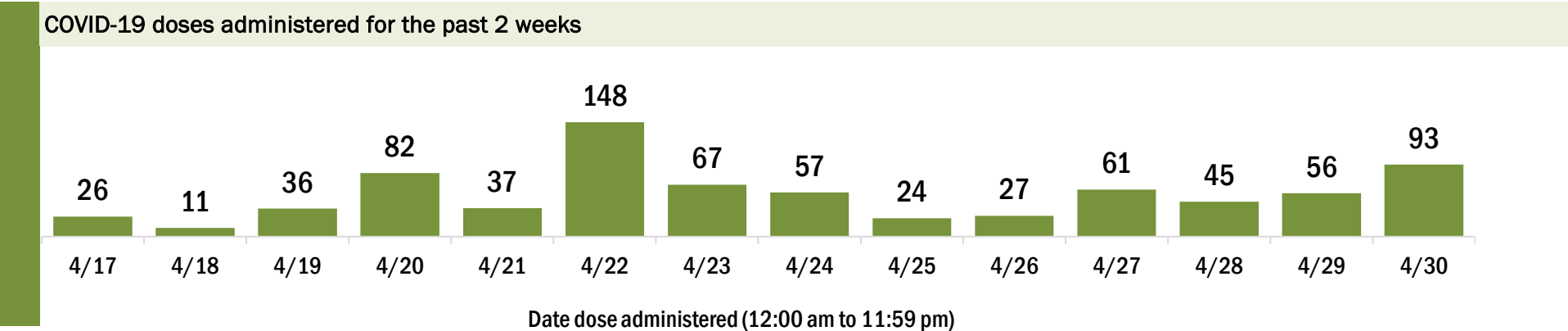
Data in this report are provisional and subject to change.

Data in this summary pertain to COVID-19 vaccines approved by the U.S. Food and Drug Administration and have been issued an Emergency Use Authorization (Janssen COVID-19 Vaccine, Moderna COVID-19 Vaccine and Pfizer-BioNTech COVID-19 Vaccine). These data summarize the number of people who have received either their first dose or have completed the series for a COVID-19 vaccine. **A person can only be counted in one category, first dose or series complete.** For persons receiving Moderna or Pfizer vaccines, once they receive their second dose, they are moved from the first dose column to the series completed column. **Because of this, the total first dose category may show a change from report to report not matching the total receiving their first dose from the previous day.** Persons receiving Johnson & Johnson vaccines will always be counted in the series completed column.

COVID-19 doses for vaccinated persons in Florida	
Doses administered	10,487
People receiving one dose of a 1-dose series (Johnson & Johnson) or receiving only one dose of a 2-dose series (Moderna, Pfizer) count once. Persons receiving both doses of a 2-dose series count twice.	

Current status of persons vaccinated for COVID-19 in Florida	
Total people vaccinated	6,610
First dose	2,393
Series completed	4,217
Completed 1-dose series	340
Completed 2-dose series	3,877
First dose: current number of people who have only received their first dose of the Moderna or Pfizer vaccine.	
Series complete: current number of people who have received both Moderna or Pfizer vaccine doses or one Johnson & Johnson dose and are considered fully immunized.	

Demographic summary	First dose	Series complete	Total people vaccinated
Age group	2,393	4,217	6,610
16-24 years	153	54	207
25-34 years	363	138	501
35-44 years	554	186	740
45-54 years	525	398	923
55-64 years	522	933	1,455
65-74 years	179	1,433	1,612
75-84 years	70	817	887
85+ years	27	258	285
Race	2,393	4,217	6,610
White	1,354	3,207	4,561
Black	799	505	1,304
American Indian/Alaskan	3	30	33
Other	171	337	508
Unknown	66	138	204
Other race includes Asian, native Hawaiian/Pacific Islander, or other.			
Ethnicity	2,393	4,217	6,610
Hispanic	149	61	210
Non-Hispanic	1,533	3,672	5,205
Unknown	711	484	1,195
Gender	2,393	4,217	6,610
Female	551	2,476	3,027
Male	1,841	1,741	3,582
Unknown	1	0	1



COVID-19: Brevard County vaccine summary

Vaccination data through Apr 30, 2021 as of May 1, 2021 at 12:05 AM

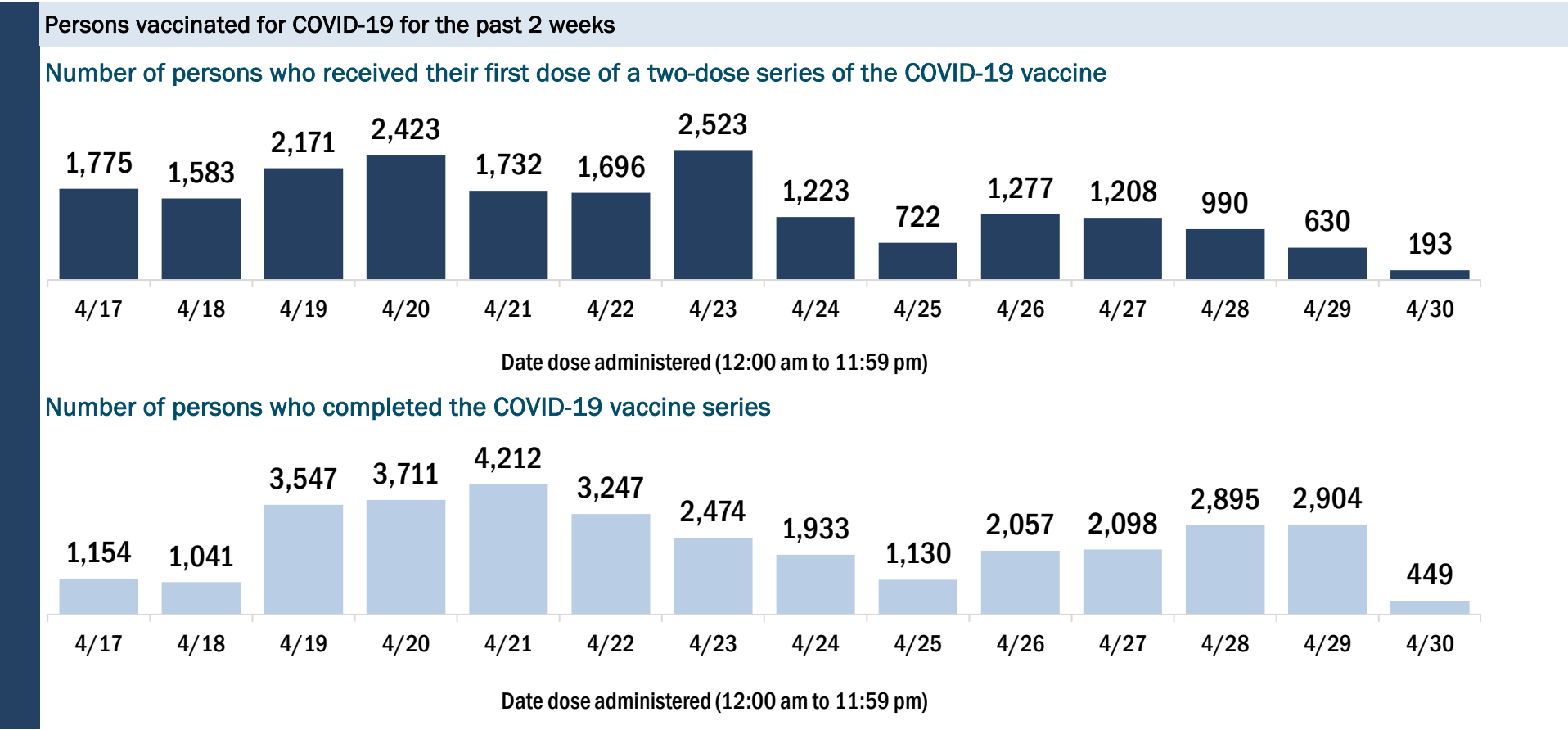
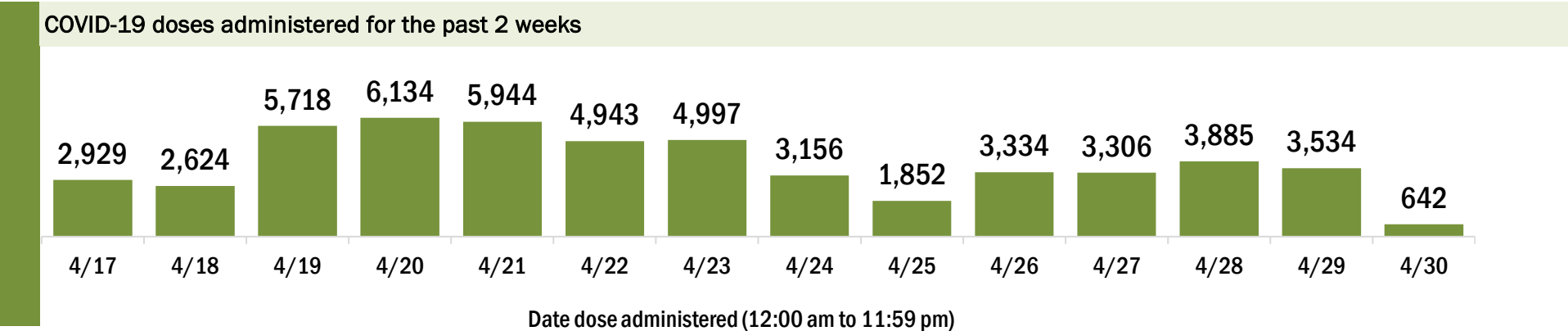
Data in this report are provisional and subject to change.

Data in this summary pertain to COVID-19 vaccines approved by the U.S. Food and Drug Administration and have been issued an Emergency Use Authorization (Janssen COVID-19 Vaccine, Moderna COVID-19 Vaccine and Pfizer-BioNTech COVID-19 Vaccine). These data summarize the number of people who have received either their first dose or have completed the series for a COVID-19 vaccine. **A person can only be counted in one category, first dose or series complete.** For persons receiving Moderna or Pfizer vaccines, once they receive their second dose, they are moved from the first dose column to the series completed column. **Because of this, the total first dose category may show a change from report to report not matching the total receiving their first dose from the previous day.** Persons receiving Johnson & Johnson vaccines will always be counted in the series completed column.

COVID-19 doses for vaccinated persons in Florida	
Doses administered	396,956
People receiving one dose of a 1-dose series (Johnson & Johnson) or receiving only one dose of a 2-dose series (Moderna, Pfizer) count once. Persons receiving both doses of a 2-dose series count twice.	

Current status of persons vaccinated for COVID-19 in Florida	
Total people vaccinated	242,731
First dose	72,176
Series completed	170,555
Completed 1-dose series	16,330
Completed 2-dose series	154,225
First dose: current number of people who have only received their first dose of the Moderna or Pfizer vaccine.	
Series complete: current number of people who have received both Moderna or Pfizer vaccine doses or one Johnson & Johnson dose and are considered fully immunized.	

Demographic summary	First dose	Series complete	Total people vaccinated
Age group	72,176	170,555	242,731
16-24 years	8,225	3,376	11,601
25-34 years	9,850	6,412	16,262
35-44 years	10,296	10,422	20,718
45-54 years	10,823	18,078	28,901
55-64 years	14,952	39,791	54,743
65-74 years	9,862	52,099	61,961
75-84 years	5,641	29,661	35,302
85+ years	2,527	10,716	13,243
Race	72,176	170,555	242,731
White	47,832	116,177	164,009
Black	5,063	8,632	13,695
American Indian/Alaskan	381	745	1,126
Other	7,253	14,977	22,230
Unknown	11,647	30,024	41,671
Other race includes Asian, native Hawaiian/Pacific Islander, or other.			
Ethnicity	72,176	170,555	242,731
Hispanic	6,660	7,850	14,510
Non-Hispanic	42,800	94,777	137,577
Unknown	22,716	67,928	90,644
Gender	72,176	170,555	242,731
Female	37,946	98,261	136,207
Male	34,061	72,081	106,142
Unknown	169	213	382



COVID-19: Broward County vaccine summary

Vaccination data through Apr 30, 2021 as of May 1, 2021 at 12:05 AM

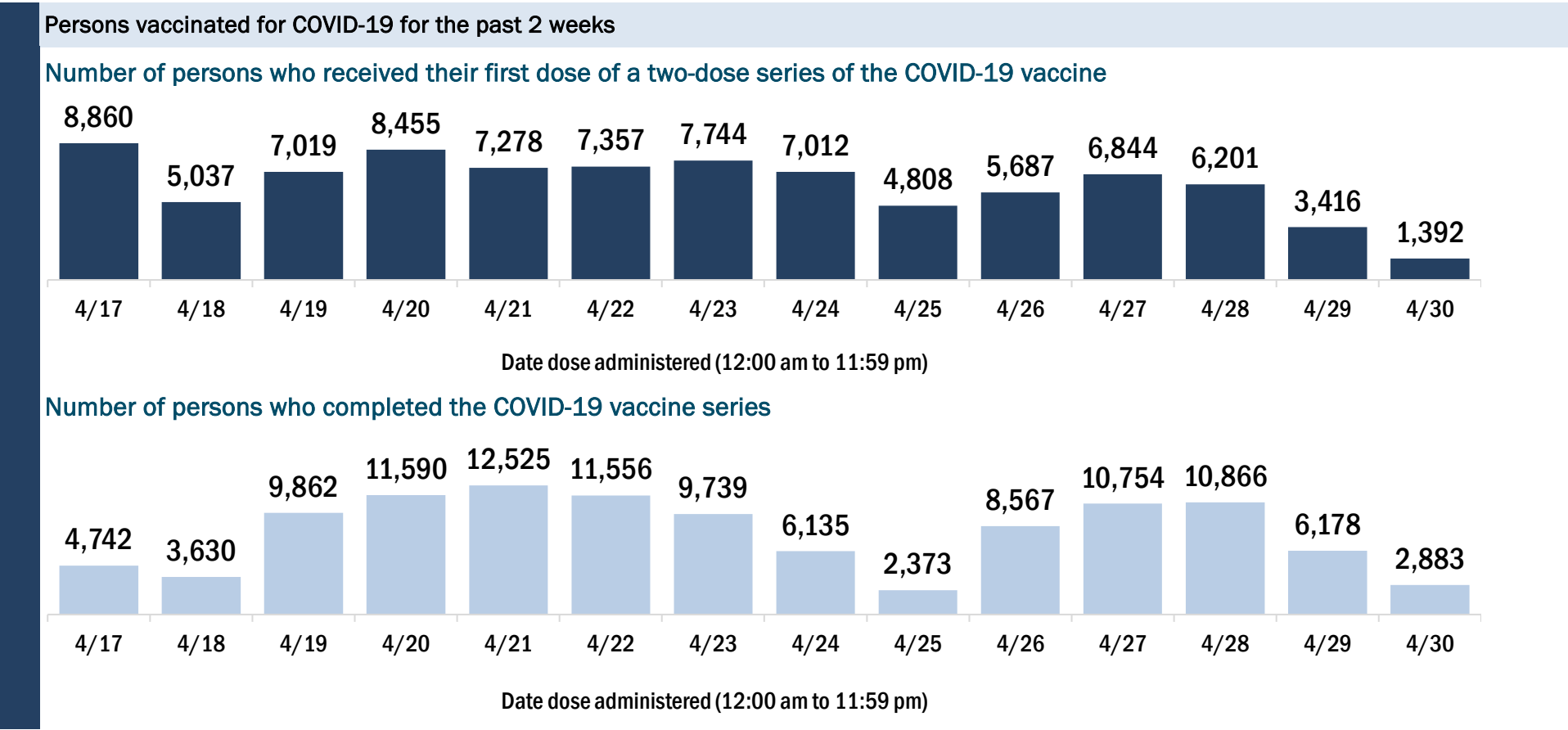
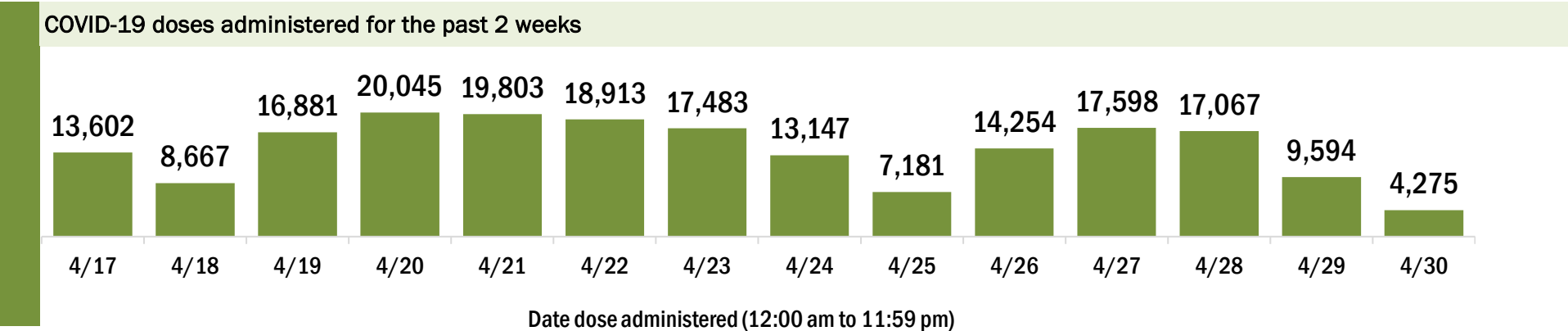
Data in this report are provisional and subject to change.

Data in this summary pertain to COVID-19 vaccines approved by the U.S. Food and Drug Administration and have been issued an Emergency Use Authorization (Janssen COVID-19 Vaccine, Moderna COVID-19 Vaccine and Pfizer-BioNTech COVID-19 Vaccine). These data summarize the number of people who have received either their first dose or have completed the series for a COVID-19 vaccine. **A person can only be counted in one category, first dose or series complete.** For persons receiving Moderna or Pfizer vaccines, once they receive their second dose, they are moved from the first dose column to the series completed column. **Because of this, the total first dose category may show a change from report to report not matching the total receiving their first dose from the previous day.** Persons receiving Johnson & Johnson vaccines will always be counted in the series completed column.

COVID-19 doses for vaccinated persons in Florida	
Doses administered	1,341,459
People receiving one dose of a 1-dose series (Johnson & Johnson) or receiving only one dose of a 2-dose series (Moderna, Pfizer) count once. Persons receiving both doses of a 2-dose series count twice.	

Current status of persons vaccinated for COVID-19 in Florida	
Total people vaccinated	822,307
First dose	258,595
Series completed	563,712
Completed 1-dose series	44,560
Completed 2-dose series	519,152
First dose: current number of people who have only received their first dose of the Moderna or Pfizer vaccine.	
Series complete: current number of people who have received both Moderna or Pfizer vaccine doses or one Johnson & Johnson dose and are considered fully immunized.	

Demographic summary	First dose	Series complete	Total people vaccinated
Age group	258,595	563,712	822,307
16-24 years	32,130	19,854	51,984
25-34 years	37,375	34,986	72,361
35-44 years	44,612	59,391	104,003
45-54 years	46,398	95,197	141,595
55-64 years	44,653	132,409	177,062
65-74 years	30,368	130,804	161,172
75-84 years	15,752	66,650	82,402
85+ years	7,307	24,421	31,728
Race	258,595	563,712	822,307
White	143,315	353,029	496,344
Black	34,218	68,036	102,254
American Indian/Alaskan	1,022	2,318	3,340
Other	33,514	64,795	98,309
Unknown	46,526	75,534	122,060
Other race includes Asian, native Hawaiian/Pacific Islander, or other.			
Ethnicity	258,595	563,712	822,307
Hispanic	73,721	122,678	196,399
Non-Hispanic	101,386	282,500	383,886
Unknown	83,488	158,534	242,022
Gender	258,595	563,712	822,307
Female	134,601	308,975	443,576
Male	123,151	253,769	376,920
Unknown	843	968	1,811



COVID-19: Calhoun County vaccine summary

Vaccination data through Apr 30, 2021 as of May 1, 2021 at 12:05 AM

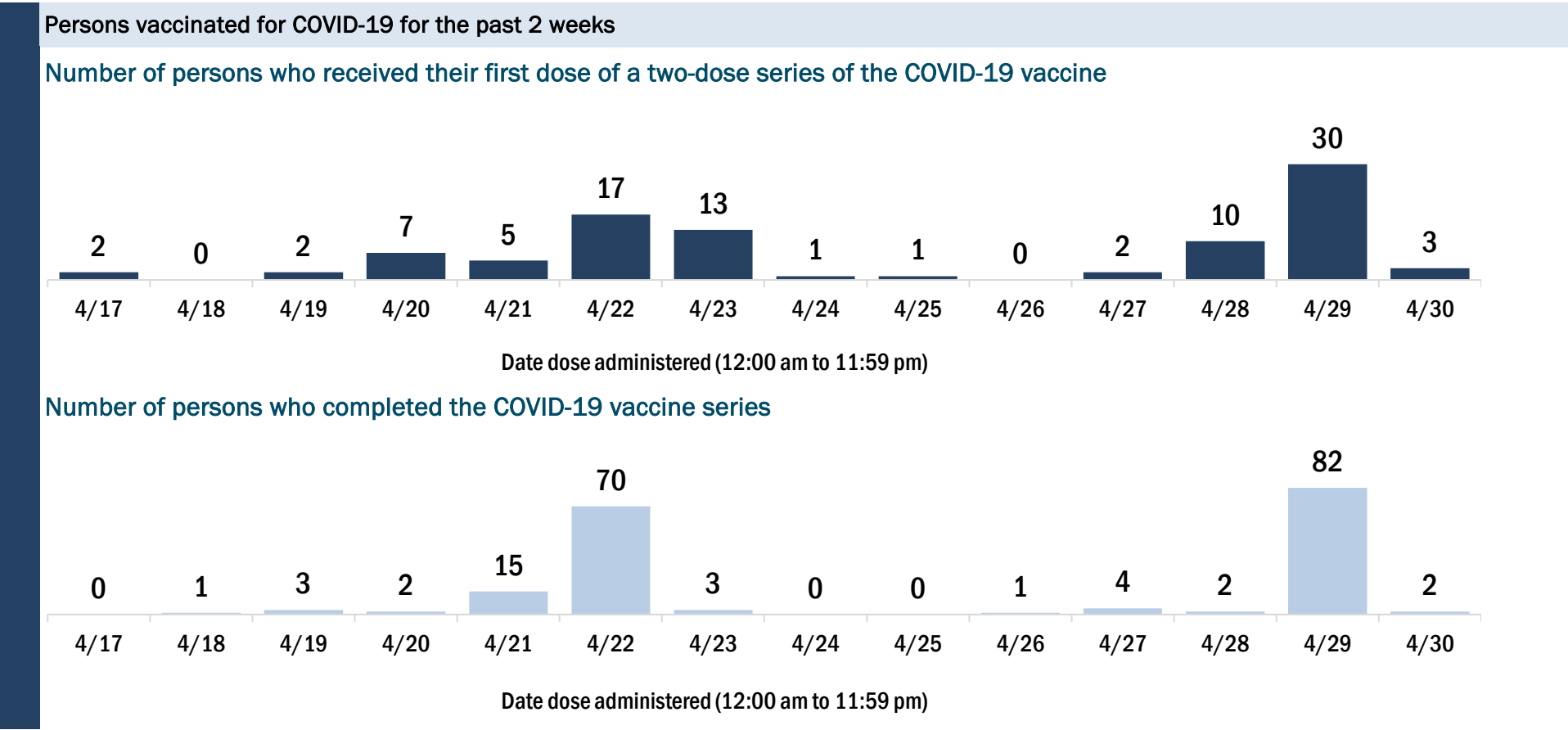
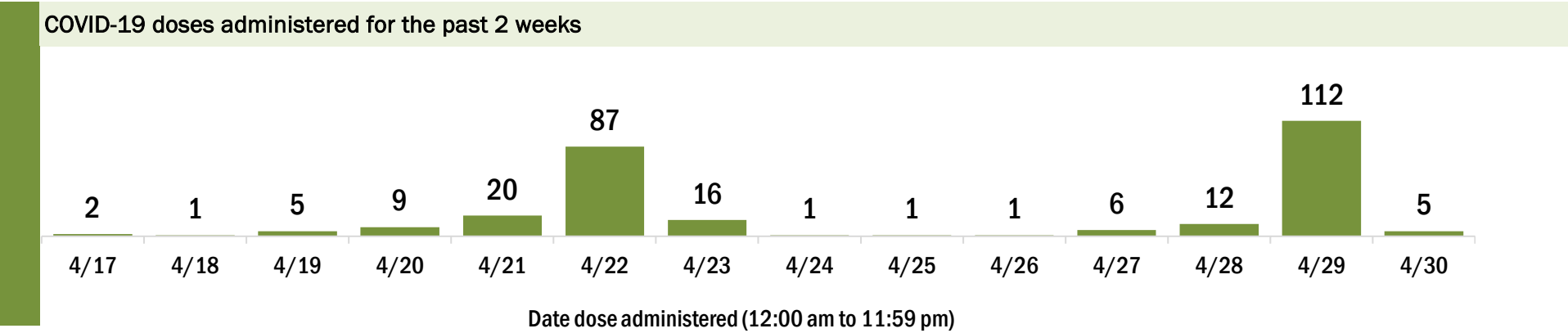
Data in this report are provisional and subject to change.

Data in this summary pertain to COVID-19 vaccines approved by the U.S. Food and Drug Administration and have been issued an Emergency Use Authorization (Janssen COVID-19 Vaccine, Moderna COVID-19 Vaccine and Pfizer-BioNTech COVID-19 Vaccine). These data summarize the number of people who have received either their first dose or have completed the series for a COVID-19 vaccine. **A person can only be counted in one category, first dose or series complete.** For persons receiving Moderna or Pfizer vaccines, once they receive their second dose, they are moved from the first dose column to the series completed column. **Because of this, the total first dose category may show a change from report to report not matching the total receiving their first dose from the previous day.** Persons receiving Johnson & Johnson vaccines will always be counted in the series completed column.

COVID-19 doses for vaccinated persons in Florida	
Doses administered	5,310
People receiving one dose of a 1-dose series (Johnson & Johnson) or receiving only one dose of a 2-dose series (Moderna, Pfizer) count once. Persons receiving both doses of a 2-dose series count twice.	

Current status of persons vaccinated for COVID-19 in Florida	
Total people vaccinated	3,156
First dose	832
Series completed	2,324
Completed 1-dose series	170
Completed 2-dose series	2,154
First dose: current number of people who have only received their first dose of the Moderna or Pfizer vaccine.	
Series complete: current number of people who have received both Moderna or Pfizer vaccine doses or one Johnson & Johnson dose and are considered fully immunized.	

Demographic summary	First dose	Series complete	Total people vaccinated
Age group	832	2,324	3,156
16-24 years	50	26	76
25-34 years	102	61	163
35-44 years	166	119	285
45-54 years	188	219	407
55-64 years	166	452	618
65-74 years	88	801	889
75-84 years	51	466	517
85+ years	21	180	201
Race	832	2,324	3,156
White	514	1,636	2,150
Black	198	151	349
American Indian/Alaskan	4	15	19
Other	67	321	388
Unknown	49	201	250
Other race includes Asian, native Hawaiian/Pacific Islander, or other.			
Ethnicity	832	2,324	3,156
Hispanic	15	41	56
Non-Hispanic	219	1,298	1,517
Unknown	598	985	1,583
Gender	832	2,324	3,156
Female	228	1,294	1,522
Male	604	1,029	1,633
Unknown	0	1	1



COVID-19: Charlotte County vaccine summary

Vaccination data through Apr 30, 2021 as of May 1, 2021 at 12:05 AM

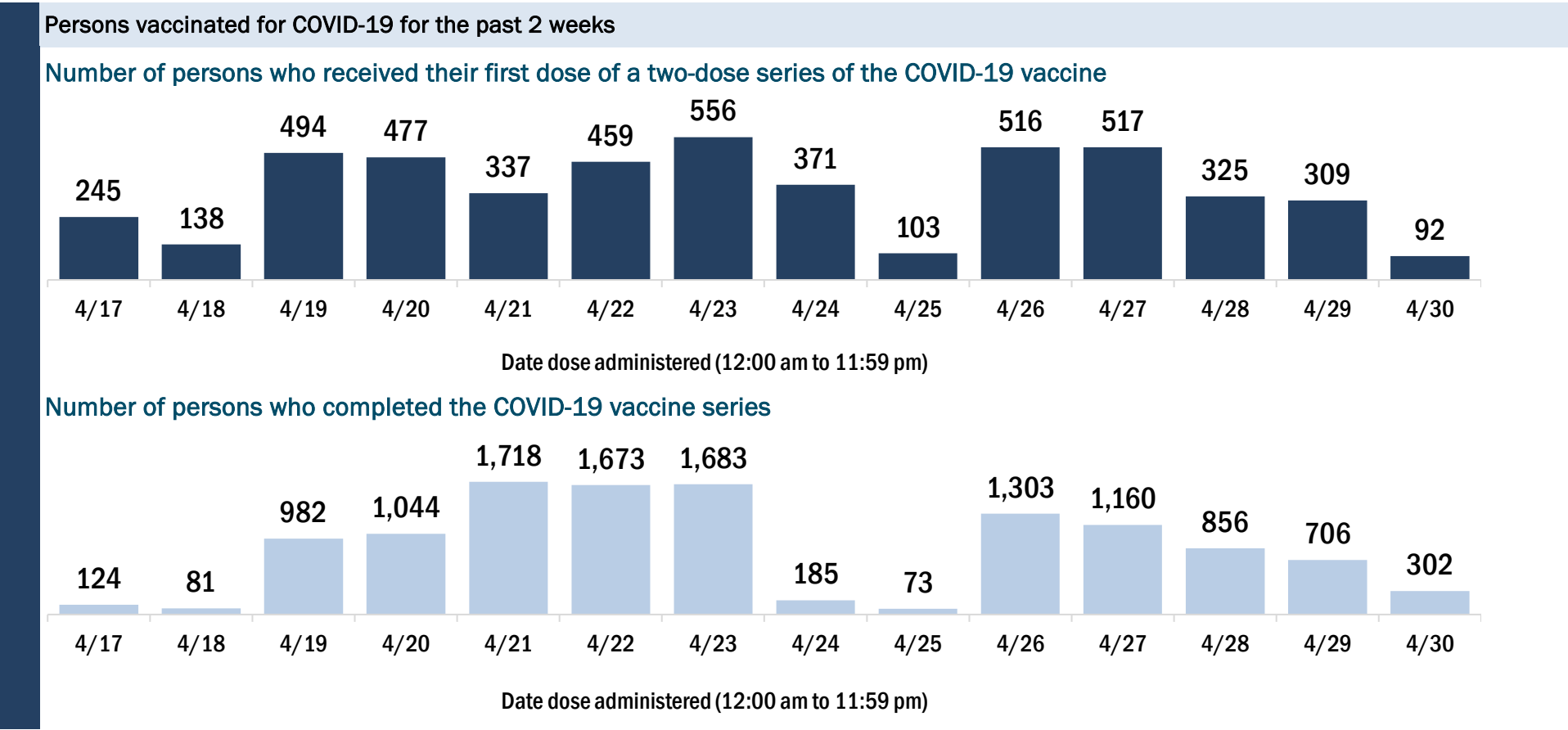
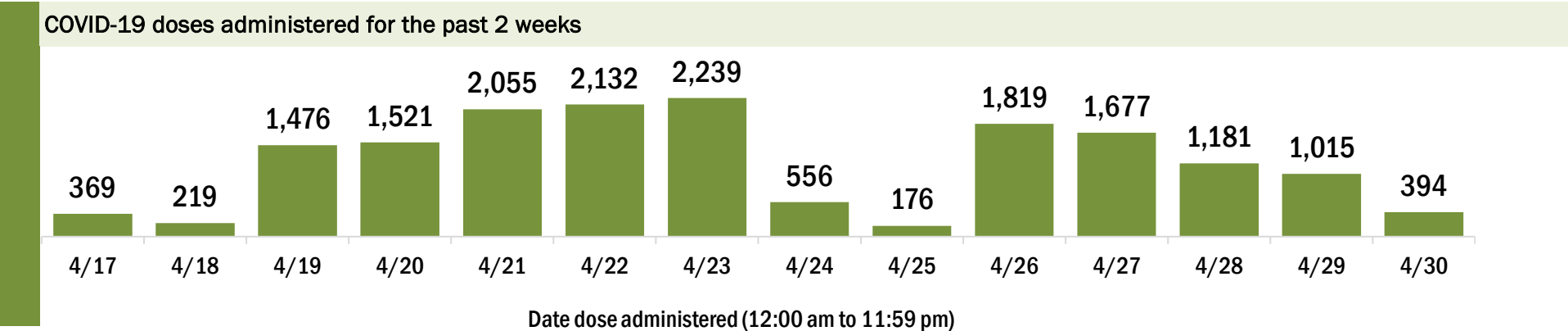
Data in this report are provisional and subject to change.

Data in this summary pertain to COVID-19 vaccines approved by the U.S. Food and Drug Administration and have been issued an Emergency Use Authorization (Janssen COVID-19 Vaccine, Moderna COVID-19 Vaccine and Pfizer-BioNTech COVID-19 Vaccine). These data summarize the number of people who have received either their first dose or have completed the series for a COVID-19 vaccine. **A person can only be counted in one category, first dose or series complete.** For persons receiving Moderna or Pfizer vaccines, once they receive their second dose, they are moved from the first dose column to the series completed column. **Because of this, the total first dose category may show a change from report to report not matching the total receiving their first dose from the previous day.** Persons receiving Johnson & Johnson vaccines will always be counted in the series completed column.

COVID-19 doses for vaccinated persons in Florida	
Doses administered	173,338
People receiving one dose of a 1-dose series (Johnson & Johnson) or receiving only one dose of a 2-dose series (Moderna, Pfizer) count once. Persons receiving both doses of a 2-dose series count twice.	

Current status of persons vaccinated for COVID-19 in Florida	
Total people vaccinated	103,539
First dose	28,334
Series completed	75,205
Completed 1-dose series	5,406
Completed 2-dose series	69,799
First dose: current number of people who have only received their first dose of the Moderna or Pfizer vaccine.	
Series complete: current number of people who have received both Moderna or Pfizer vaccine doses or one Johnson & Johnson dose and are considered fully immunized.	

Demographic summary	First dose	Series complete	Total people vaccinated
Age group	28,334	75,205	103,539
16-24 years	1,480	465	1,945
25-34 years	1,651	942	2,593
35-44 years	2,052	1,682	3,734
45-54 years	3,047	4,321	7,368
55-64 years	6,582	13,857	20,439
65-74 years	7,265	30,404	37,669
75-84 years	4,670	18,288	22,958
85+ years	1,587	5,246	6,833
Race	28,334	75,205	103,539
White	21,260	57,778	79,038
Black	955	1,333	2,288
American Indian/Alaskan	149	306	455
Other	2,055	4,771	6,826
Unknown	3,915	11,017	14,932
Other race includes Asian, native Hawaiian/Pacific Islander, or other.			
Ethnicity	28,334	75,205	103,539
Hispanic	1,353	1,777	3,130
Non-Hispanic	16,656	45,729	62,385
Unknown	10,325	27,699	38,024
Gender	28,334	75,205	103,539
Female	14,671	42,019	56,690
Male	13,633	33,159	46,792
Unknown	30	27	57



COVID-19: Citrus County vaccine summary

Vaccination data through Apr 30, 2021 as of May 1, 2021 at 12:05 AM

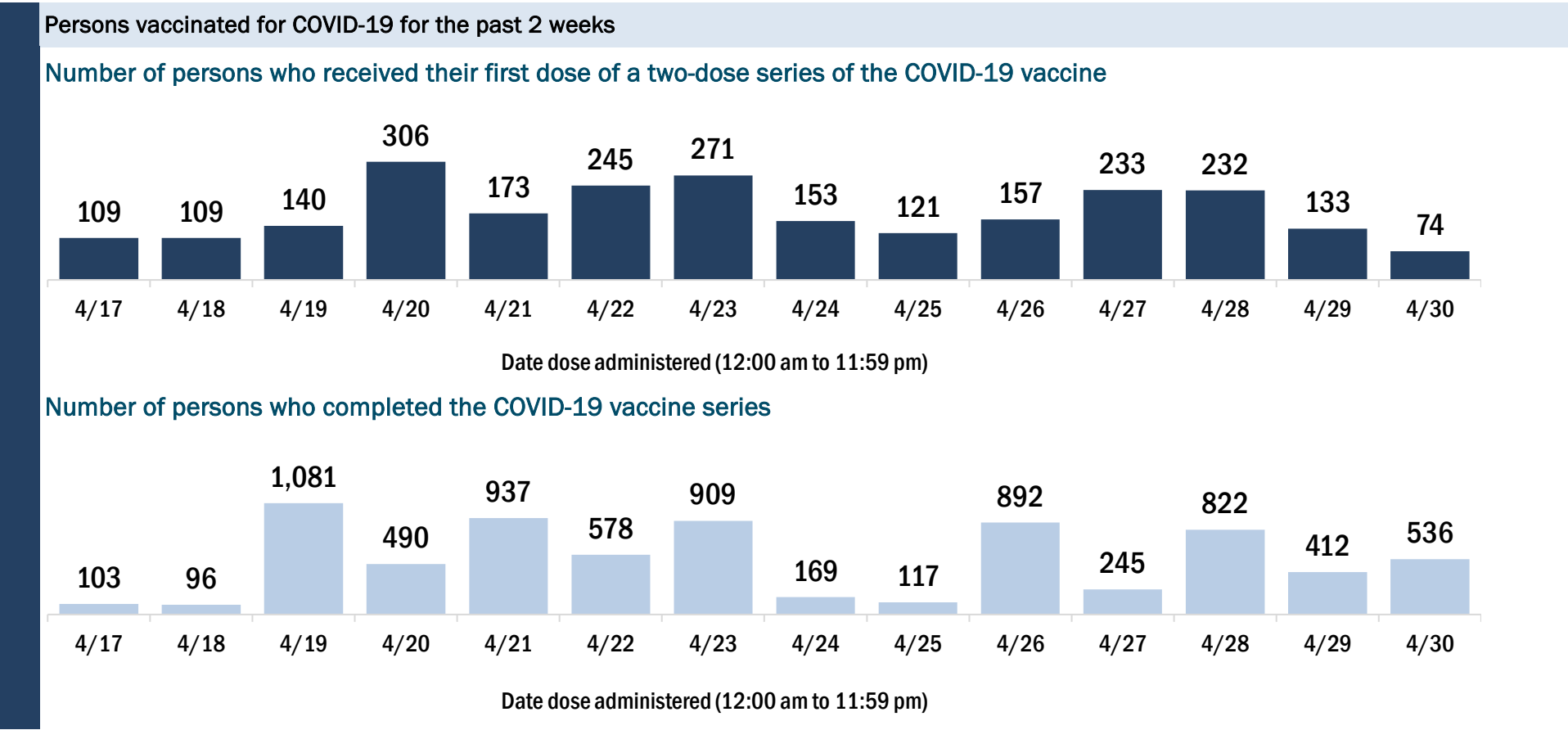
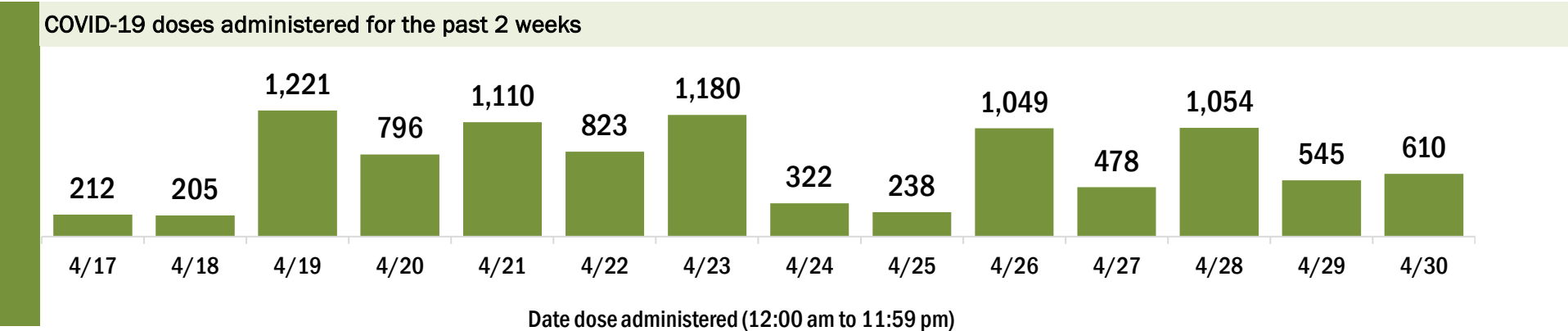
Data in this report are provisional and subject to change.

Data in this summary pertain to COVID-19 vaccines approved by the U.S. Food and Drug Administration and have been issued an Emergency Use Authorization (Janssen COVID-19 Vaccine, Moderna COVID-19 Vaccine and Pfizer-BioNTech COVID-19 Vaccine). These data summarize the number of people who have received either their first dose or have completed the series for a COVID-19 vaccine. **A person can only be counted in one category, first dose or series complete.** For persons receiving Moderna or Pfizer vaccines, once they receive their second dose, they are moved from the first dose column to the series completed column. **Because of this, the total first dose category may show a change from report to report not matching the total receiving their first dose from the previous day.** Persons receiving Johnson & Johnson vaccines will always be counted in the series completed column.

COVID-19 doses for vaccinated persons in Florida	
Doses administered	104,975
People receiving one dose of a 1-dose series (Johnson & Johnson) or receiving only one dose of a 2-dose series (Moderna, Pfizer) count once. Persons receiving both doses of a 2-dose series count twice.	

Current status of persons vaccinated for COVID-19 in Florida	
Total people vaccinated	59,861
First dose	13,249
Series completed	46,612
Completed 1-dose series	1,498
Completed 2-dose series	45,114
First dose: current number of people who have only received their first dose of the Moderna or Pfizer vaccine.	
Series complete: current number of people who have received both Moderna or Pfizer vaccine doses or one Johnson & Johnson dose and are considered fully immunized.	

Demographic summary	First dose	Series complete	Total people vaccinated
Age group	13,249	46,612	59,861
16-24 years	854	413	1,267
25-34 years	949	743	1,692
35-44 years	1,170	1,161	2,331
45-54 years	1,768	2,648	4,416
55-64 years	3,013	7,909	10,922
65-74 years	2,963	18,107	21,070
75-84 years	1,893	12,114	14,007
85+ years	639	3,517	4,156
Race	13,249	46,612	59,861
White	10,203	35,155	45,358
Black	280	669	949
American Indian/Alaskan	76	252	328
Other	892	3,077	3,969
Unknown	1,798	7,459	9,257
Other race includes Asian, native Hawaiian/Pacific Islander, or other.			
Ethnicity	13,249	46,612	59,861
Hispanic	740	1,319	2,059
Non-Hispanic	8,498	27,614	36,112
Unknown	4,011	17,679	21,690
Gender	13,249	46,612	59,861
Female	7,257	26,596	33,853
Male	5,968	20,003	25,971
Unknown	24	13	37



COVID-19: Clay County vaccine summary

Vaccination data through Apr 30, 2021 as of May 1, 2021 at 12:05 AM

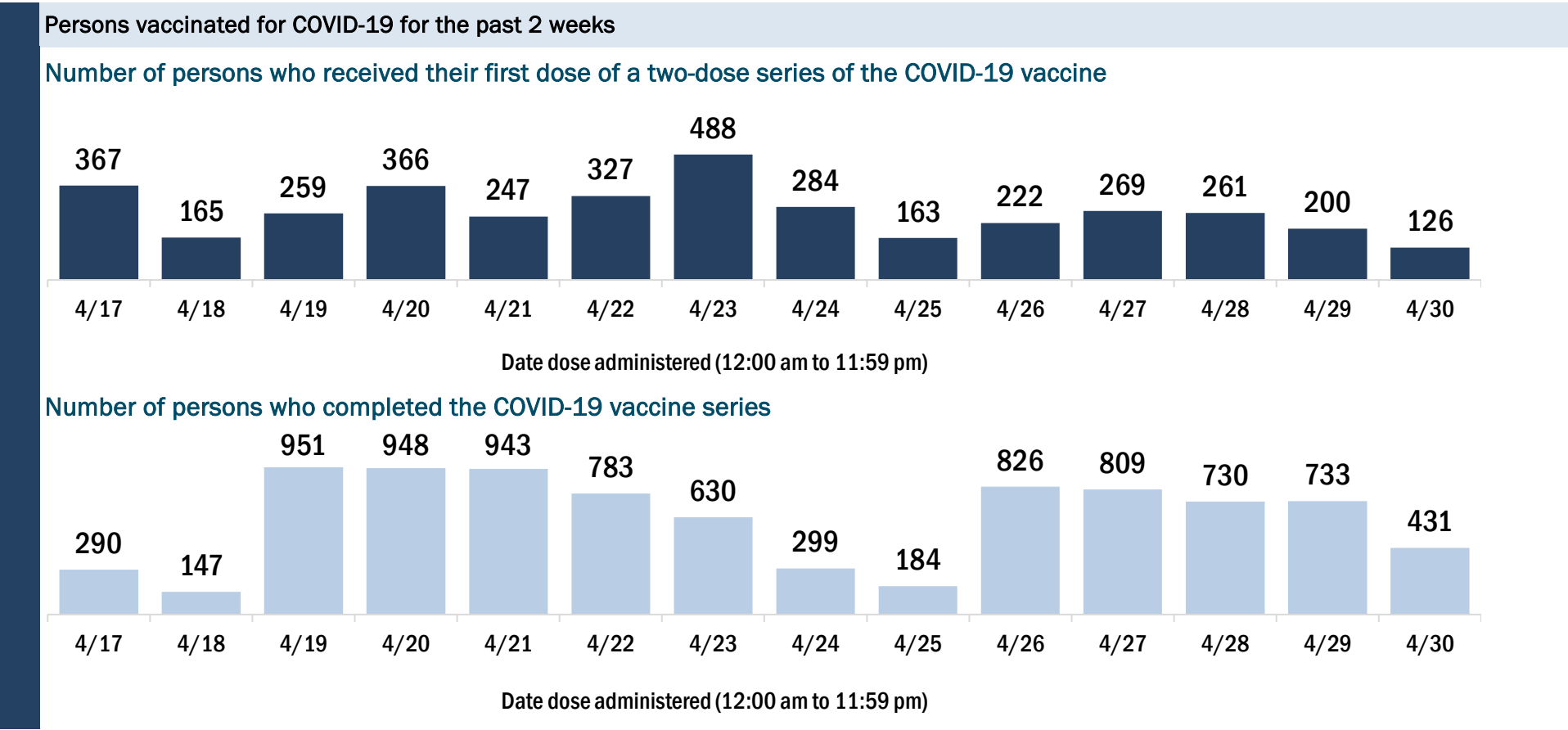
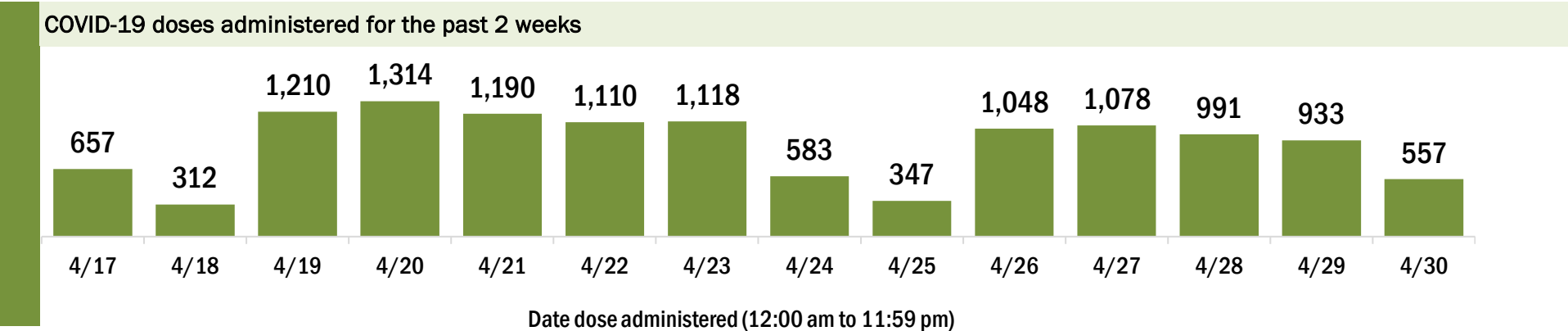
Data in this report are provisional and subject to change.

Data in this summary pertain to COVID-19 vaccines approved by the U.S. Food and Drug Administration and have been issued an Emergency Use Authorization (Janssen COVID-19 Vaccine, Moderna COVID-19 Vaccine and Pfizer-BioNTech COVID-19 Vaccine). These data summarize the number of people who have received either their first dose or have completed the series for a COVID-19 vaccine. **A person can only be counted in one category, first dose or series complete.** For persons receiving Moderna or Pfizer vaccines, once they receive their second dose, they are moved from the first dose column to the series completed column. **Because of this, the total first dose category may show a change from report to report not matching the total receiving their first dose from the previous day.** Persons receiving Johnson & Johnson vaccines will always be counted in the series completed column.

COVID-19 doses for vaccinated persons in Florida	
Doses administered	108,984
People receiving one dose of a 1-dose series (Johnson & Johnson) or receiving only one dose of a 2-dose series (Moderna, Pfizer) count once. Persons receiving both doses of a 2-dose series count twice.	

Current status of persons vaccinated for COVID-19 in Florida	
Total people vaccinated	62,965
First dose	13,862
Series completed	49,103
Completed 1-dose series	3,084
Completed 2-dose series	46,019
First dose: current number of people who have only received their first dose of the Moderna or Pfizer vaccine.	
Series complete: current number of people who have received both Moderna or Pfizer vaccine doses or one Johnson & Johnson dose and are considered fully immunized.	

Demographic summary	First dose	Series complete	Total people vaccinated
Age group	13,862	49,103	62,965
16-24 years	2,027	1,745	3,772
25-34 years	1,843	2,404	4,247
35-44 years	2,280	4,304	6,584
45-54 years	2,449	6,878	9,327
55-64 years	2,693	10,915	13,608
65-74 years	1,367	13,895	15,262
75-84 years	851	6,900	7,751
85+ years	352	2,062	2,414
Race	13,862	49,103	62,965
White	7,981	35,168	43,149
Black	1,271	3,368	4,639
American Indian/Alaskan	62	230	292
Other	1,913	4,705	6,618
Unknown	2,635	5,632	8,267
Other race includes Asian, native Hawaiian/Pacific Islander, or other.			
Ethnicity	13,862	49,103	62,965
Hispanic	1,271	2,417	3,688
Non-Hispanic	7,767	35,852	43,619
Unknown	4,824	10,834	15,658
Gender	13,862	49,103	62,965
Female	7,496	28,308	35,804
Male	6,199	20,790	26,989
Unknown	167	5	172



COVID-19: Collier County vaccine summary

Vaccination data through Apr 30, 2021 as of May 1, 2021 at 12:05 AM

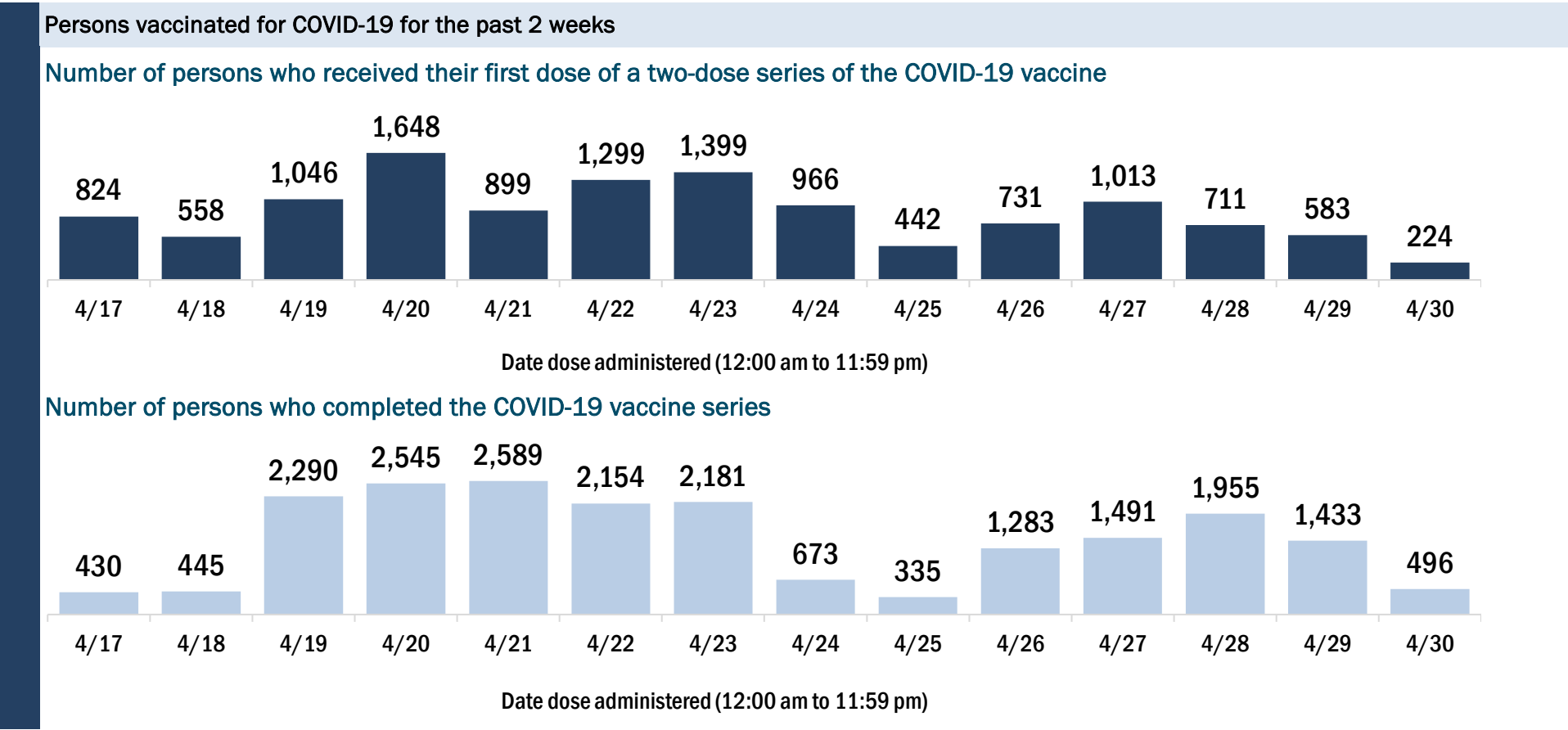
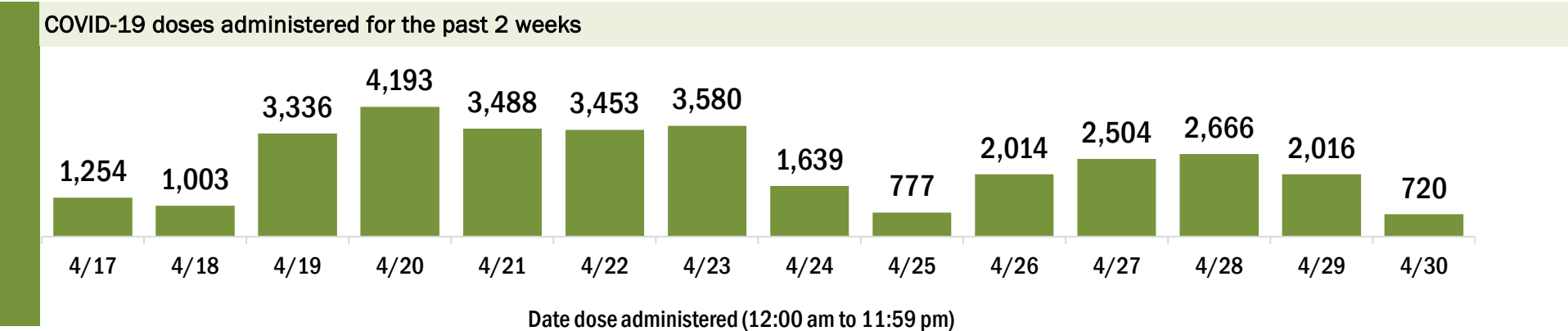
Data in this report are provisional and subject to change.

Data in this summary pertain to COVID-19 vaccines approved by the U.S. Food and Drug Administration and have been issued an Emergency Use Authorization (Janssen COVID-19 Vaccine, Moderna COVID-19 Vaccine and Pfizer-BioNTech COVID-19 Vaccine). These data summarize the number of people who have received either their first dose or have completed the series for a COVID-19 vaccine. **A person can only be counted in one category, first dose or series complete.** For persons receiving Moderna or Pfizer vaccines, once they receive their second dose, they are moved from the first dose column to the series completed column. **Because of this, the total first dose category may show a change from report to report not matching the total receiving their first dose from the previous day.** Persons receiving Johnson & Johnson vaccines will always be counted in the series completed column.

COVID-19 doses for vaccinated persons in Florida	
Doses administered	314,047
People receiving one dose of a 1-dose series (Johnson & Johnson) or receiving only one dose of a 2-dose series (Moderna, Pfizer) count once. Persons receiving both doses of a 2-dose series count twice.	

Current status of persons vaccinated for COVID-19 in Florida	
Total people vaccinated	188,681
First dose	51,276
Series completed	137,405
Completed 1-dose series	12,039
Completed 2-dose series	125,366
First dose: current number of people who have only received their first dose of the Moderna or Pfizer vaccine.	
Series complete: current number of people who have received both Moderna or Pfizer vaccine doses or one Johnson & Johnson dose and are considered fully immunized.	

Demographic summary	First dose	Series complete	Total people vaccinated
Age group	51,276	137,405	188,681
16-24 years	4,332	1,832	6,164
25-34 years	4,969	3,470	8,439
35-44 years	6,481	5,168	11,649
45-54 years	8,249	9,765	18,014
55-64 years	10,741	23,652	34,393
65-74 years	8,729	49,357	58,086
75-84 years	5,673	34,207	39,880
85+ years	2,102	9,954	12,056
Race	51,276	137,405	188,681
White	34,174	90,400	124,574
Black	1,304	1,651	2,955
American Indian/Alaskan	212	407	619
Other	5,429	10,522	15,951
Unknown	10,157	34,425	44,582
Other race includes Asian, native Hawaiian/Pacific Islander, or other.			
Ethnicity	51,276	137,405	188,681
Hispanic	9,964	8,432	18,396
Non-Hispanic	21,701	63,244	84,945
Unknown	19,611	65,729	85,340
Gender	51,276	137,405	188,681
Female	26,766	75,651	102,417
Male	24,242	61,481	85,723
Unknown	268	273	541



COVID-19: Columbia County vaccine summary

Vaccination data through Apr 30, 2021 as of May 1, 2021 at 12:05 AM

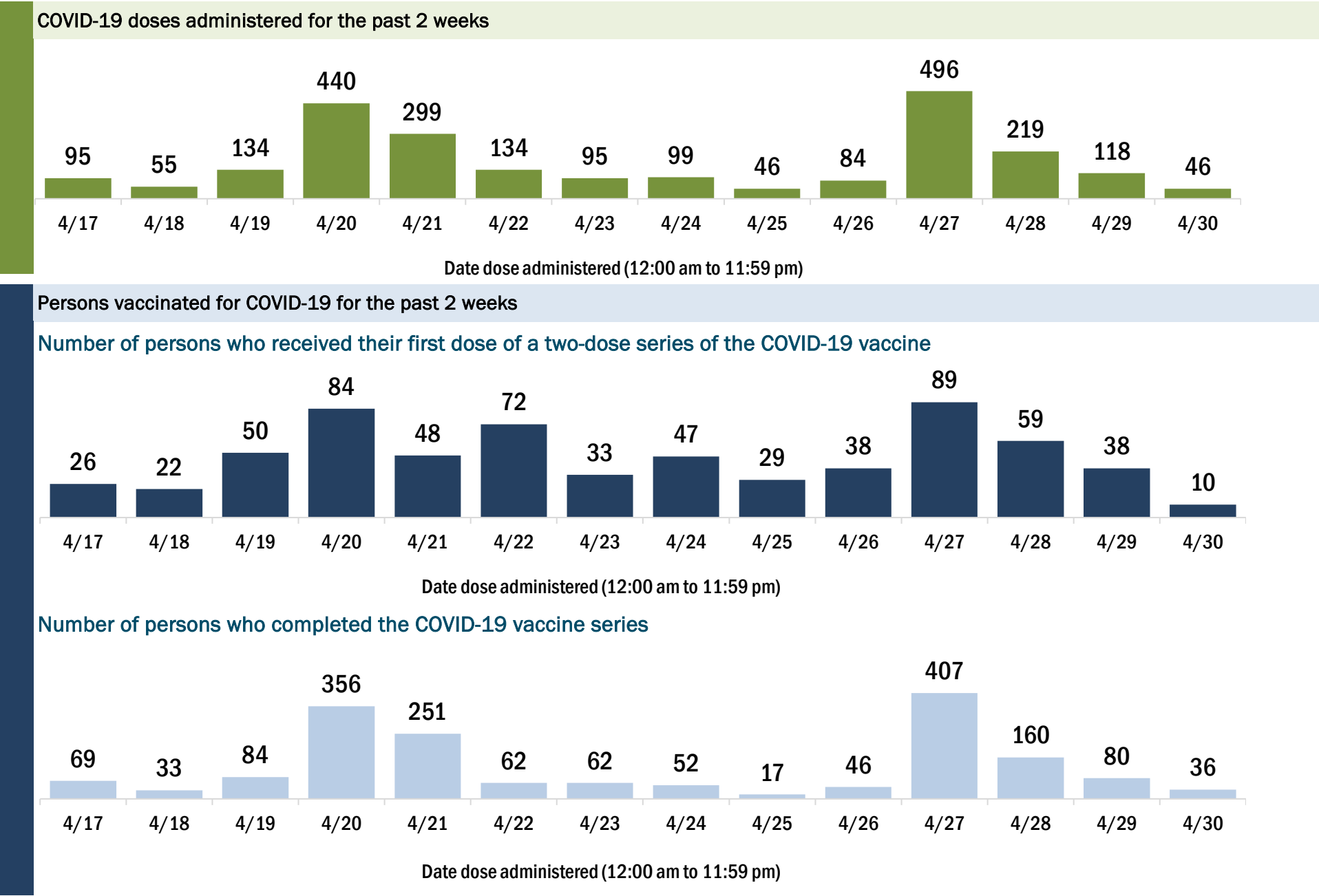
Data in this report are provisional and subject to change.

Data in this summary pertain to COVID-19 vaccines approved by the U.S. Food and Drug Administration and have been issued an Emergency Use Authorization (Janssen COVID-19 Vaccine, Moderna COVID-19 Vaccine and Pfizer-BioNTech COVID-19 Vaccine). These data summarize the number of people who have received either their first dose or have completed the series for a COVID-19 vaccine. **A person can only be counted in one category, first dose or series complete.** For persons receiving Moderna or Pfizer vaccines, once they receive their second dose, they are moved from the first dose column to the series completed column. **Because of this, the total first dose category may show a change from report to report not matching the total receiving their first dose from the previous day.** Persons receiving Johnson & Johnson vaccines will always be counted in the series completed column.

COVID-19 doses for vaccinated persons in Florida	
Doses administered	26,914
People receiving one dose of a 1-dose series (Johnson & Johnson) or receiving only one dose of a 2-dose series (Moderna, Pfizer) count once. Persons receiving both doses of a 2-dose series count twice.	

Current status of persons vaccinated for COVID-19 in Florida	
Total people vaccinated	15,968
First dose	3,404
Series completed	12,564
Completed 1-dose series	1,618
Completed 2-dose series	10,946
First dose: current number of people who have only received their first dose of the Moderna or Pfizer vaccine.	
Series complete: current number of people who have received both Moderna or Pfizer vaccine doses or one Johnson & Johnson dose and are considered fully immunized.	

Demographic summary	First dose	Series complete	Total people vaccinated
Age group	3,404	12,564	15,968
16-24 years	453	221	674
25-34 years	415	460	875
35-44 years	476	753	1,229
45-54 years	589	1,358	1,947
55-64 years	772	2,587	3,359
65-74 years	405	4,144	4,549
75-84 years	214	2,361	2,575
85+ years	80	680	760
Race	3,404	12,564	15,968
White	2,062	9,080	11,142
Black	590	1,361	1,951
American Indian/Alaskan	17	60	77
Other	332	851	1,183
Unknown	403	1,212	1,615
Other race includes Asian, native Hawaiian/Pacific Islander, or other.			
Ethnicity	3,404	12,564	15,968
Hispanic	241	395	636
Non-Hispanic	1,903	9,174	11,077
Unknown	1,260	2,995	4,255
Gender	3,404	12,564	15,968
Female	1,381	7,335	8,716
Male	2,013	5,229	7,242
Unknown	10	0	10



COVID-19: Dade County vaccine summary

Vaccination data through Apr 30, 2021 as of May 1, 2021 at 12:05 AM

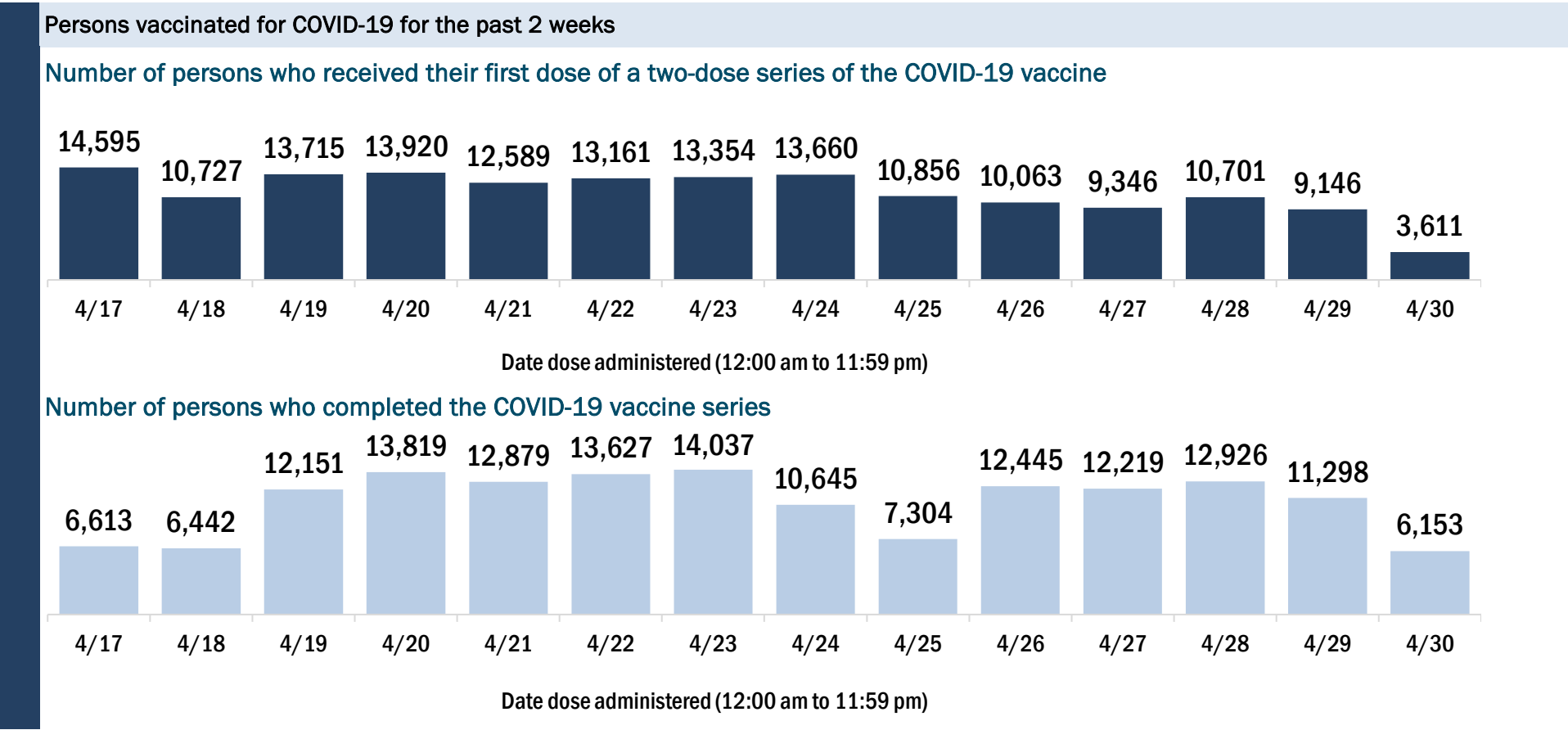
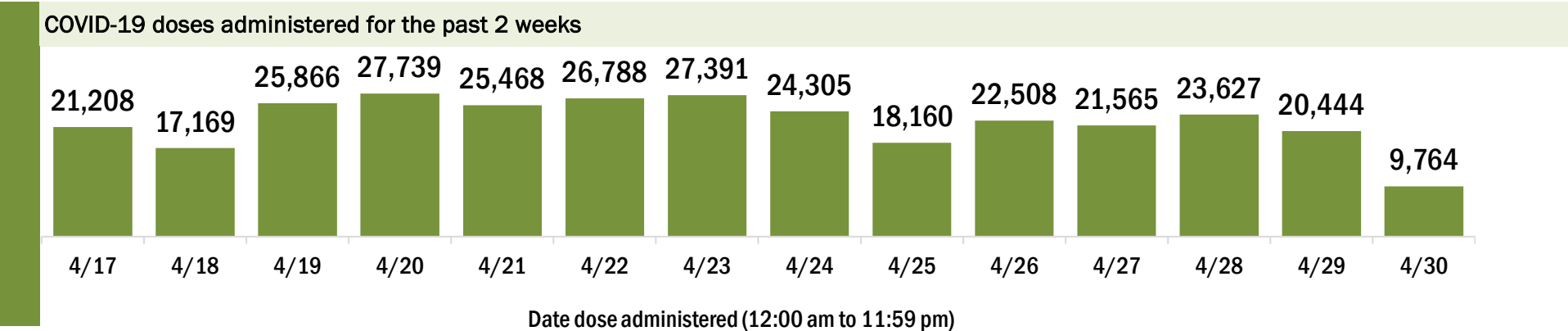
Data in this report are provisional and subject to change.

Data in this summary pertain to COVID-19 vaccines approved by the U.S. Food and Drug Administration and have been issued an Emergency Use Authorization (Janssen COVID-19 Vaccine, Moderna COVID-19 Vaccine and Pfizer-BioNTech COVID-19 Vaccine). These data summarize the number of people who have received either their first dose or have completed the series for a COVID-19 vaccine. **A person can only be counted in one category, first dose or series complete.** For persons receiving Moderna or Pfizer vaccines, once they receive their second dose, they are moved from the first dose column to the series completed column. **Because of this, the total first dose category may show a change from report to report not matching the total receiving their first dose from the previous day.** Persons receiving Johnson & Johnson vaccines will always be counted in the series completed column.

COVID-19 doses for vaccinated persons in Florida	
Doses administered	1,962,317
People receiving one dose of a 1-dose series (Johnson & Johnson) or receiving only one dose of a 2-dose series (Moderna, Pfizer) count once. Persons receiving both doses of a 2-dose series count twice.	

Current status of persons vaccinated for COVID-19 in Florida	
Total people vaccinated	1,235,573
First dose	407,574
Series completed	827,999
Completed 1-dose series	101,255
Completed 2-dose series	726,744
First dose: current number of people who have only received their first dose of the Moderna or Pfizer vaccine.	
Series complete: current number of people who have received both Moderna or Pfizer vaccine doses or one Johnson & Johnson dose and are considered fully immunized.	

Demographic summary	First dose	Series complete	Total people vaccinated
Age group	407,574	827,999	1,235,573
16-24 years	48,570	33,730	82,300
25-34 years	62,133	65,095	127,228
35-44 years	71,413	96,403	167,816
45-54 years	77,698	144,408	222,106
55-64 years	68,204	179,429	247,633
65-74 years	45,401	169,036	214,437
75-84 years	23,855	101,207	125,062
85+ years	10,300	38,691	48,991
Race	407,574	827,999	1,235,573
White	284,079	582,837	866,916
Black	24,577	55,891	80,468
American Indian/Alaskan	1,247	1,786	3,033
Other	46,388	89,042	135,430
Unknown	51,283	98,443	149,726
Other race includes Asian, native Hawaiian/Pacific Islander, or other.			
Ethnicity	407,574	827,999	1,235,573
Hispanic	224,092	406,315	630,407
Non-Hispanic	65,130	180,632	245,762
Unknown	118,352	241,052	359,404
Gender	407,574	827,999	1,235,573
Female	210,803	455,455	666,258
Male	194,875	371,173	566,048
Unknown	1,896	1,371	3,267



COVID-19: Desoto County vaccine summary

Vaccination data through Apr 30, 2021 as of May 1, 2021 at 12:05 AM

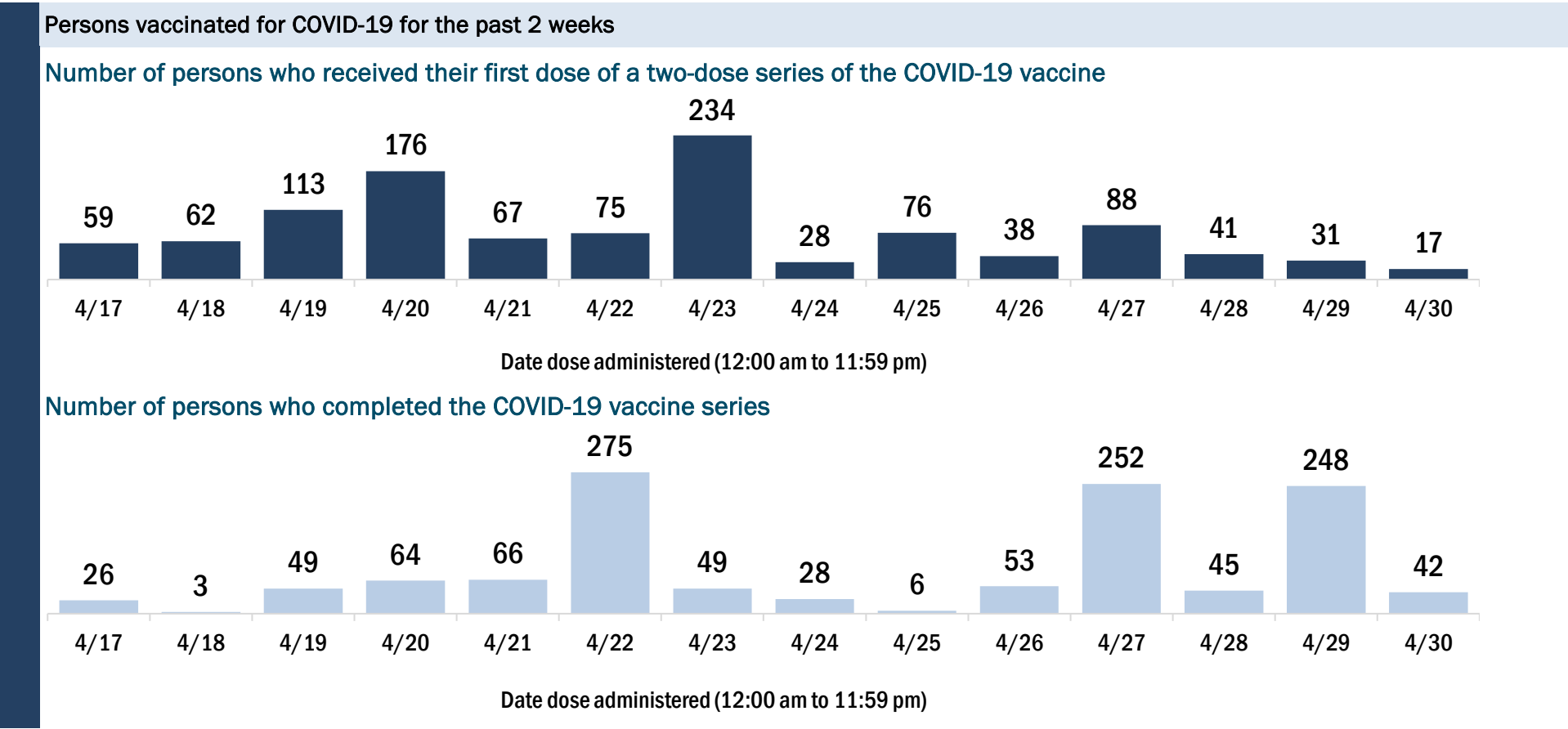
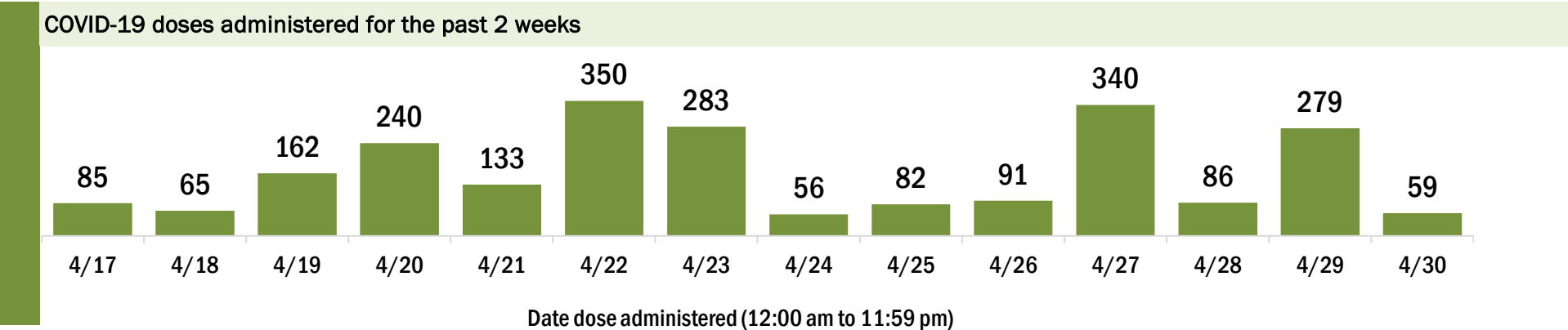
Data in this report are provisional and subject to change.

Data in this summary pertain to COVID-19 vaccines approved by the U.S. Food and Drug Administration and have been issued an Emergency Use Authorization (Janssen COVID-19 Vaccine, Moderna COVID-19 Vaccine and Pfizer-BioNTech COVID-19 Vaccine). These data summarize the number of people who have received either their first dose or have completed the series for a COVID-19 vaccine. **A person can only be counted in one category, first dose or series complete.** For persons receiving Moderna or Pfizer vaccines, once they receive their second dose, they are moved from the first dose column to the series completed column. **Because of this, the total first dose category may show a change from report to report not matching the total receiving their first dose from the previous day.** Persons receiving Johnson & Johnson vaccines will always be counted in the series completed column.

COVID-19 doses for vaccinated persons in Florida	
Doses administered	18,487
People receiving one dose of a 1-dose series (Johnson & Johnson) or receiving only one dose of a 2-dose series (Moderna, Pfizer) count once. Persons receiving both doses of a 2-dose series count twice.	

Current status of persons vaccinated for COVID-19 in Florida	
Total people vaccinated	11,796
First dose	4,588
Series completed	7,208
Completed 1-dose series	517
Completed 2-dose series	6,691
First dose: current number of people who have only received their first dose of the Moderna or Pfizer vaccine.	
Series complete: current number of people who have received both Moderna or Pfizer vaccine doses or one Johnson & Johnson dose and are considered fully immunized.	

Demographic summary	First dose	Series complete	Total people vaccinated
Age group	4,588	7,208	11,796
16-24 years	379	98	477
25-34 years	600	209	809
35-44 years	764	297	1,061
45-54 years	826	566	1,392
55-64 years	965	1,222	2,187
65-74 years	613	2,658	3,271
75-84 years	350	1,747	2,097
85+ years	91	411	502
Race	4,588	7,208	11,796
White	2,255	5,244	7,499
Black	450	392	842
American Indian/Alaskan	20	28	48
Other	1,086	626	1,712
Unknown	777	918	1,695
Other race includes Asian, native Hawaiian/Pacific Islander, or other.			
Ethnicity	4,588	7,208	11,796
Hispanic	1,379	536	1,915
Non-Hispanic	1,934	3,668	5,602
Unknown	1,275	3,004	4,279
Gender	4,588	7,208	11,796
Female	1,525	3,938	5,463
Male	3,063	3,269	6,332
Unknown	0	1	1



COVID-19: Dixie County vaccine summary

Vaccination data through Apr 30, 2021 as of May 1, 2021 at 12:05 AM

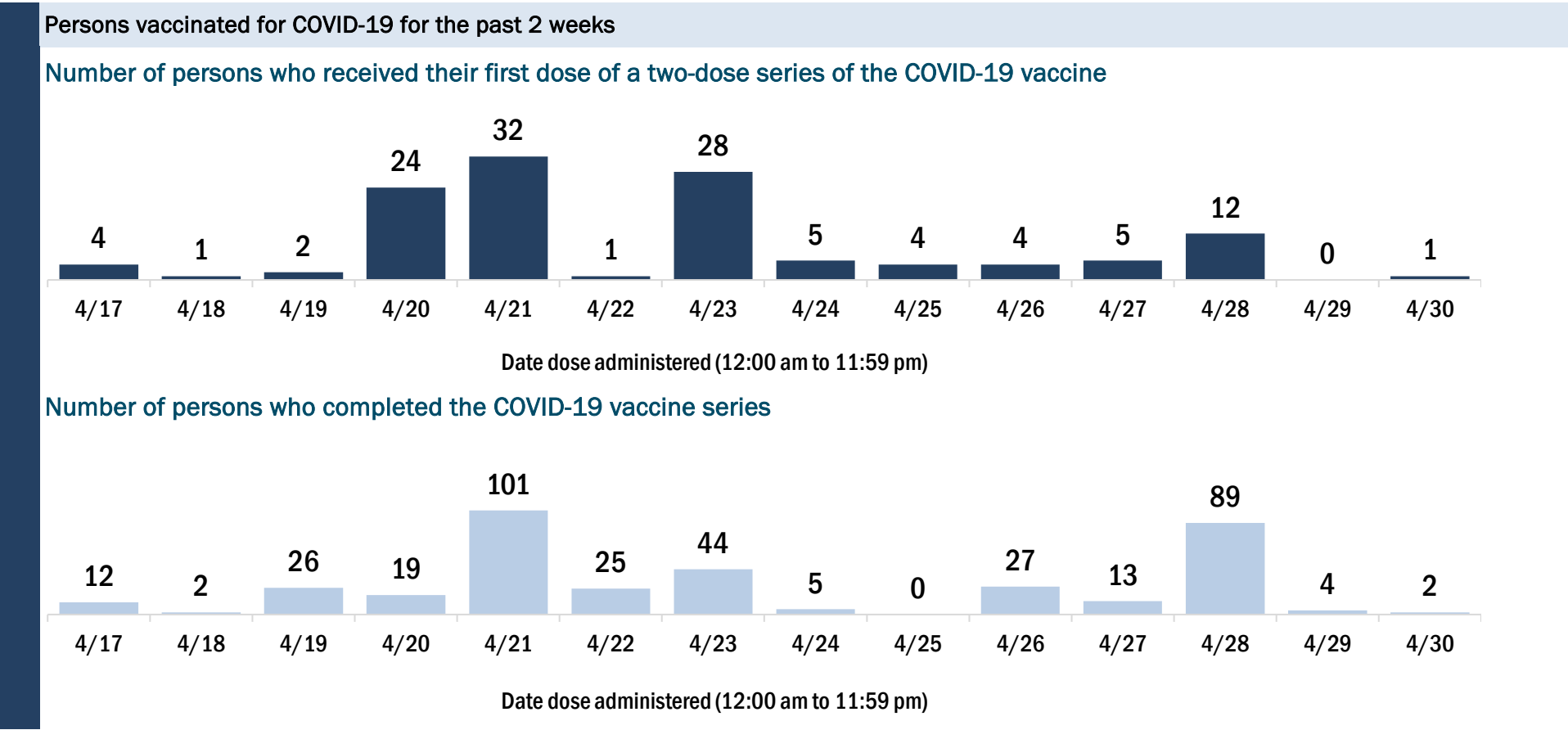
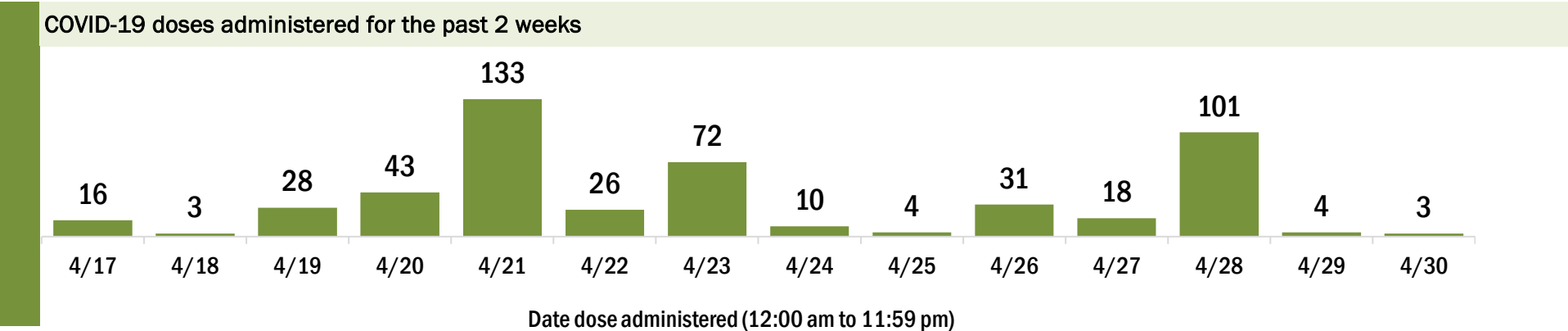
Data in this report are provisional and subject to change.

Data in this summary pertain to COVID-19 vaccines approved by the U.S. Food and Drug Administration and have been issued an Emergency Use Authorization (Janssen COVID-19 Vaccine, Moderna COVID-19 Vaccine and Pfizer-BioNTech COVID-19 Vaccine). These data summarize the number of people who have received either their first dose or have completed the series for a COVID-19 vaccine. **A person can only be counted in one category, first dose or series complete.** For persons receiving Moderna or Pfizer vaccines, once they receive their second dose, they are moved from the first dose column to the series completed column. **Because of this, the total first dose category may show a change from report to report not matching the total receiving their first dose from the previous day.** Persons receiving Johnson & Johnson vaccines will always be counted in the series completed column.

COVID-19 doses for vaccinated persons in Florida	
Doses administered	6,086
People receiving one dose of a 1-dose series (Johnson & Johnson) or receiving only one dose of a 2-dose series (Moderna, Pfizer) count once. Persons receiving both doses of a 2-dose series count twice.	

Current status of persons vaccinated for COVID-19 in Florida	
Total people vaccinated	3,804
First dose	1,172
Series completed	2,632
Completed 1-dose series	350
Completed 2-dose series	2,282
First dose: current number of people who have only received their first dose of the Moderna or Pfizer vaccine.	
Series complete: current number of people who have received both Moderna or Pfizer vaccine doses or one Johnson & Johnson dose and are considered fully immunized.	

Demographic summary	First dose	Series complete	Total people vaccinated
Age group	1,172	2,632	3,804
16-24 years	39	23	62
25-34 years	93	36	129
35-44 years	211	85	296
45-54 years	263	159	422
55-64 years	309	566	875
65-74 years	157	1,037	1,194
75-84 years	76	580	656
85+ years	24	146	170
Race	1,172	2,632	3,804
White	836	2,304	3,140
Black	258	105	363
American Indian/Alaskan	7	14	21
Other	43	73	116
Unknown	28	136	164
Other race includes Asian, native Hawaiian/Pacific Islander, or other.			
Ethnicity	1,172	2,632	3,804
Hispanic	34	50	84
Non-Hispanic	956	2,005	2,961
Unknown	182	577	759
Gender	1,172	2,632	3,804
Female	295	1,396	1,691
Male	877	1,236	2,113
Unknown	0	0	0



COVID-19: Duval County vaccine summary

Vaccination data through Apr 30, 2021 as of May 1, 2021 at 12:05 AM

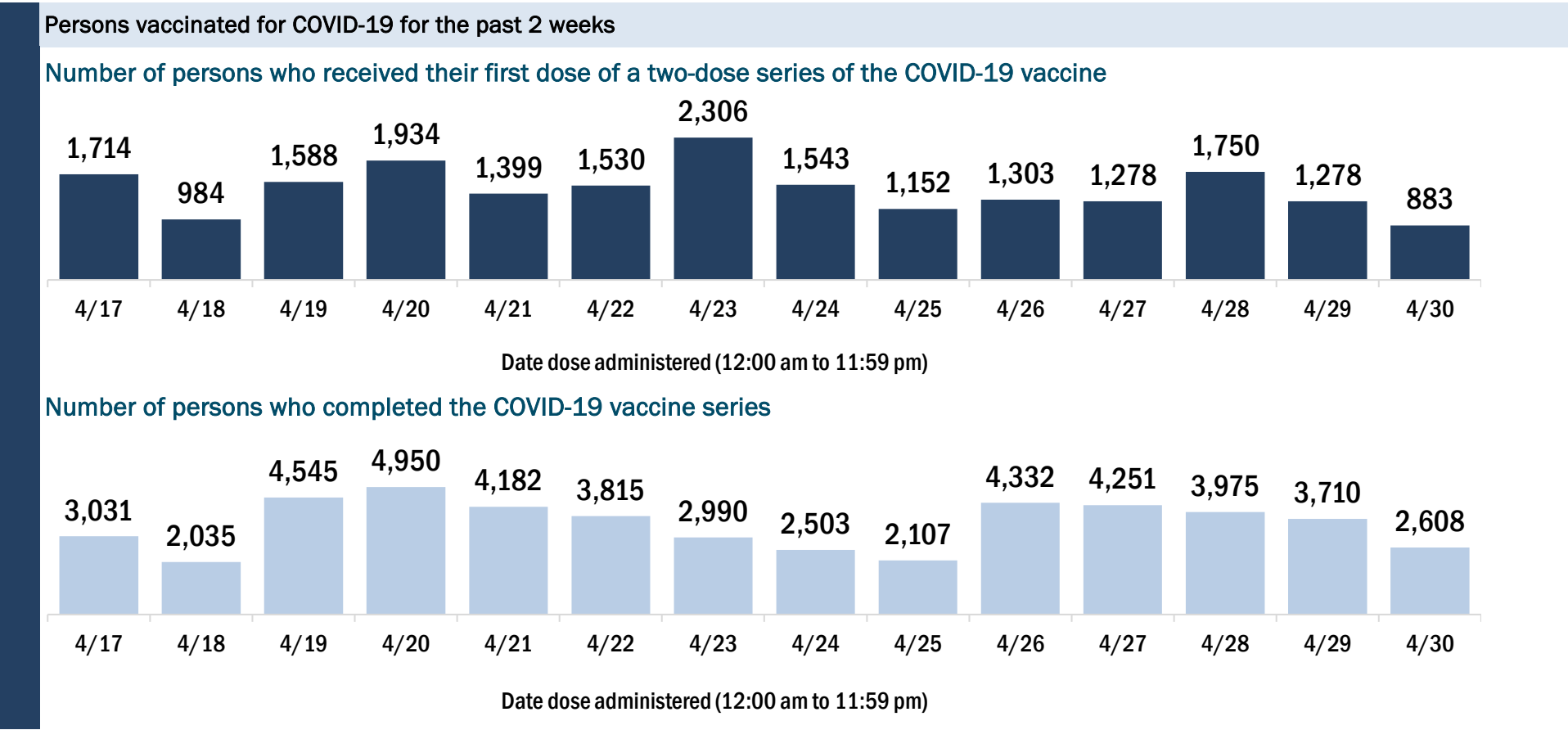
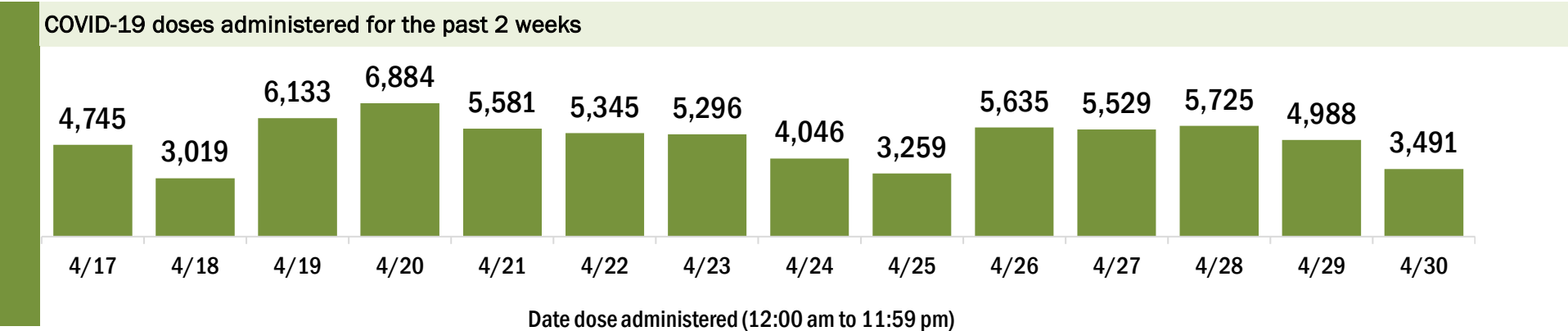
Data in this report are provisional and subject to change.

Data in this summary pertain to COVID-19 vaccines approved by the U.S. Food and Drug Administration and have been issued an Emergency Use Authorization (Janssen COVID-19 Vaccine, Moderna COVID-19 Vaccine and Pfizer-BioNTech COVID-19 Vaccine). These data summarize the number of people who have received either their first dose or have completed the series for a COVID-19 vaccine. **A person can only be counted in one category, first dose or series complete.** For persons receiving Moderna or Pfizer vaccines, once they receive their second dose, they are moved from the first dose column to the series completed column. **Because of this, the total first dose category may show a change from report to report not matching the total receiving their first dose from the previous day.** Persons receiving Johnson & Johnson vaccines will always be counted in the series completed column.

COVID-19 doses for vaccinated persons in Florida	
Doses administered	552,130
People receiving one dose of a 1-dose series (Johnson & Johnson) or receiving only one dose of a 2-dose series (Moderna, Pfizer) count once. Persons receiving both doses of a 2-dose series count twice.	

Current status of persons vaccinated for COVID-19 in Florida	
Total people vaccinated	326,180
First dose	76,157
Series completed	250,023
Completed 1-dose series	24,073
Completed 2-dose series	225,950
First dose: current number of people who have only received their first dose of the Moderna or Pfizer vaccine.	
Series complete: current number of people who have received both Moderna or Pfizer vaccine doses or one Johnson & Johnson dose and are considered fully immunized.	

Demographic summary	First dose	Series complete	Total people vaccinated
Age group	76,157	250,023	326,180
16-24 years	9,476	9,864	19,340
25-34 years	12,800	21,804	34,604
35-44 years	12,319	27,820	40,139
45-54 years	11,461	38,162	49,623
55-64 years	12,370	56,938	69,308
65-74 years	10,951	59,430	70,381
75-84 years	4,694	26,826	31,520
85+ years	2,086	9,179	11,265
Race	76,157	250,023	326,180
White	38,001	145,394	183,395
Black	11,625	42,215	53,840
American Indian/Alaskan	248	599	847
Other	12,613	31,156	43,769
Unknown	13,670	30,659	44,329
Other race includes Asian, native Hawaiian/Pacific Islander, or other.			
Ethnicity	76,157	250,023	326,180
Hispanic	7,105	13,310	20,415
Non-Hispanic	46,791	181,014	227,805
Unknown	22,261	55,699	77,960
Gender	76,157	250,023	326,180
Female	39,335	142,849	182,184
Male	34,376	107,009	141,385
Unknown	2,446	165	2,611



COVID-19: Escambia County vaccine summary

Vaccination data through Apr 30, 2021 as of May 1, 2021 at 12:05 AM

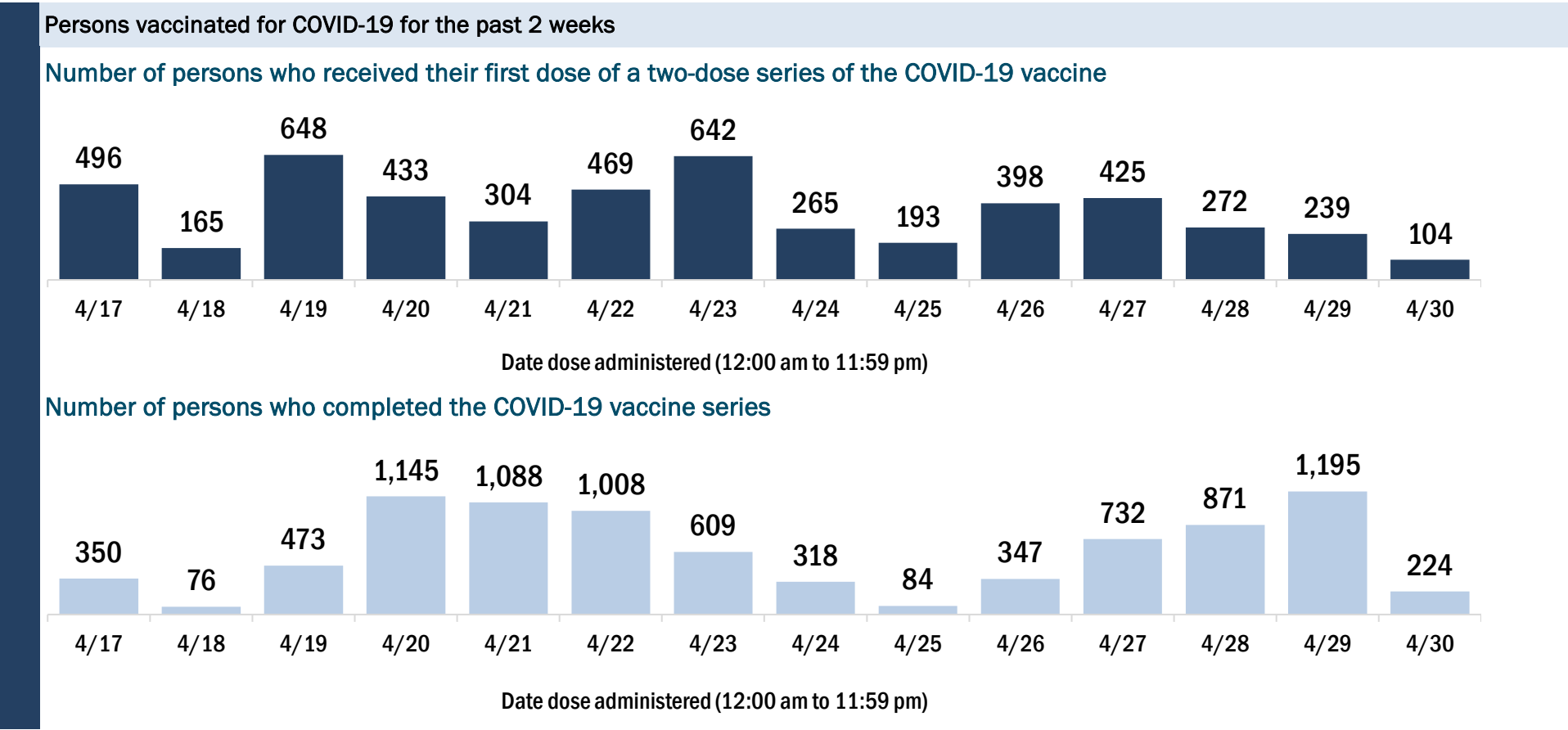
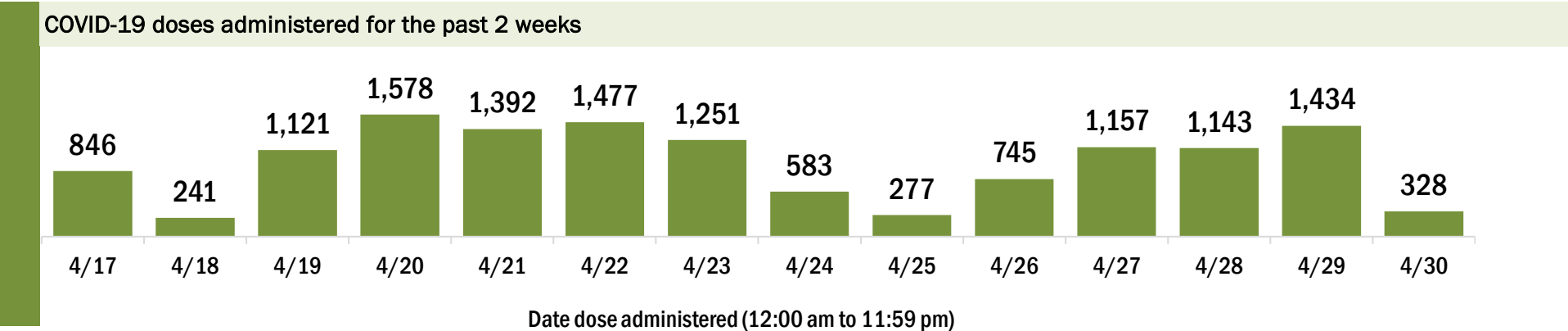
Data in this report are provisional and subject to change.

Data in this summary pertain to COVID-19 vaccines approved by the U.S. Food and Drug Administration and have been issued an Emergency Use Authorization (Janssen COVID-19 Vaccine, Moderna COVID-19 Vaccine and Pfizer-BioNTech COVID-19 Vaccine). These data summarize the number of people who have received either their first dose or have completed the series for a COVID-19 vaccine. **A person can only be counted in one category, first dose or series complete.** For persons receiving Moderna or Pfizer vaccines, once they receive their second dose, they are moved from the first dose column to the series completed column. **Because of this, the total first dose category may show a change from report to report not matching the total receiving their first dose from the previous day.** Persons receiving Johnson & Johnson vaccines will always be counted in the series completed column.

COVID-19 doses for vaccinated persons in Florida	
Doses administered	161,490
People receiving one dose of a 1-dose series (Johnson & Johnson) or receiving only one dose of a 2-dose series (Moderna, Pfizer) count once. Persons receiving both doses of a 2-dose series count twice.	

Current status of persons vaccinated for COVID-19 in Florida	
Total people vaccinated	97,364
First dose	26,187
Series completed	71,177
Completed 1-dose series	7,051
Completed 2-dose series	64,126
First dose: current number of people who have only received their first dose of the Moderna or Pfizer vaccine.	
Series complete: current number of people who have received both Moderna or Pfizer vaccine doses or one Johnson & Johnson dose and are considered fully immunized.	

Demographic summary	First dose	Series complete	Total people vaccinated
Age group	26,187	71,177	97,364
16-24 years	3,258	1,834	5,092
25-34 years	4,247	3,987	8,234
35-44 years	3,848	5,283	9,131
45-54 years	3,680	8,626	12,306
55-64 years	4,448	16,462	20,910
65-74 years	3,825	20,286	24,111
75-84 years	2,060	10,812	12,872
85+ years	821	3,887	4,708
Race	26,187	71,177	97,364
White	13,868	43,586	57,454
Black	3,501	10,652	14,153
American Indian/Alaskan	141	531	672
Other	2,727	6,541	9,268
Unknown	5,950	9,867	15,817
Other race includes Asian, native Hawaiian/Pacific Islander, or other.			
Ethnicity	26,187	71,177	97,364
Hispanic	1,168	1,755	2,923
Non-Hispanic	15,764	50,209	65,973
Unknown	9,255	19,213	28,468
Gender	26,187	71,177	97,364
Female	14,167	41,746	55,913
Male	11,939	29,364	41,303
Unknown	81	67	148



COVID-19: Flagler County vaccine summary

Vaccination data through Apr 30, 2021 as of May 1, 2021 at 12:05 AM

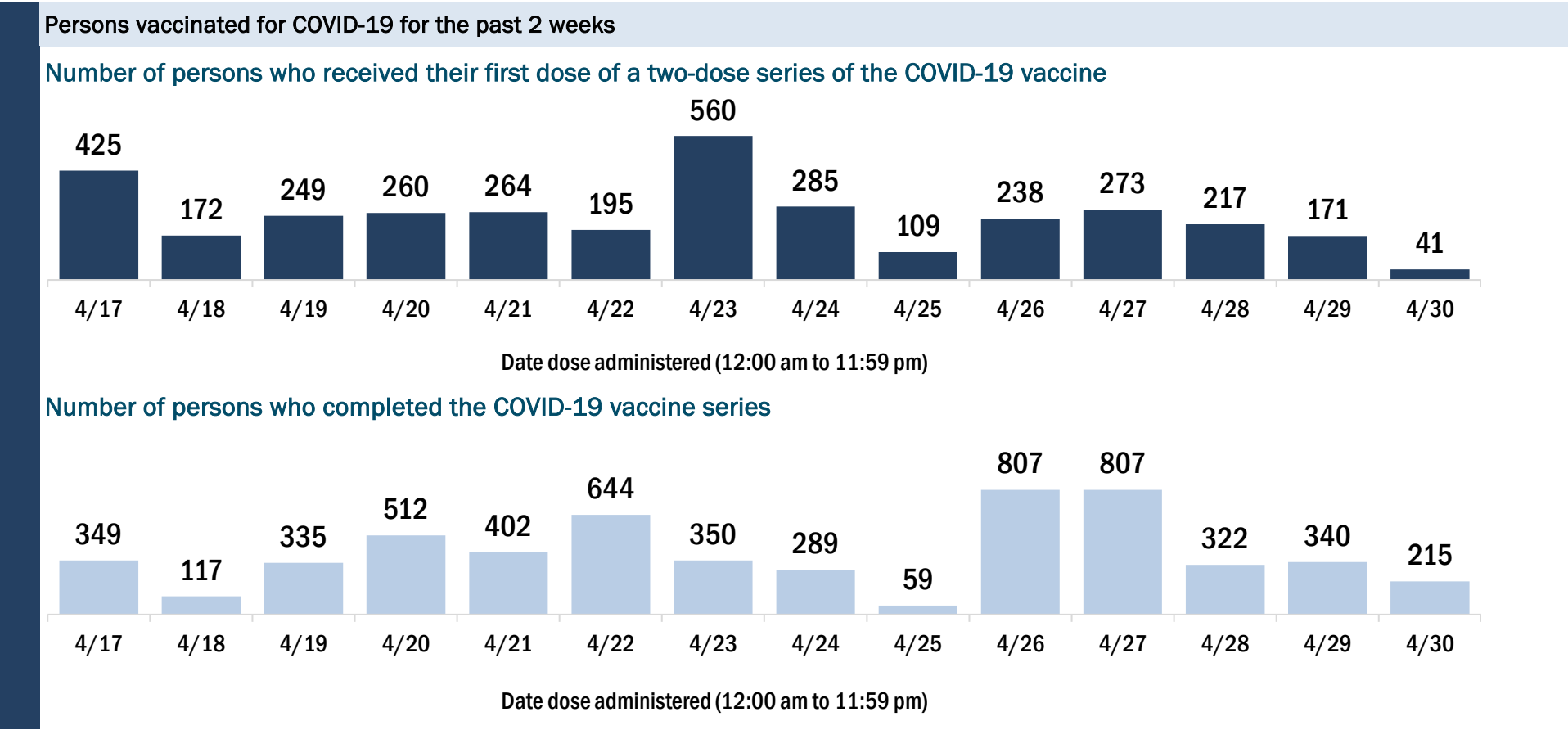
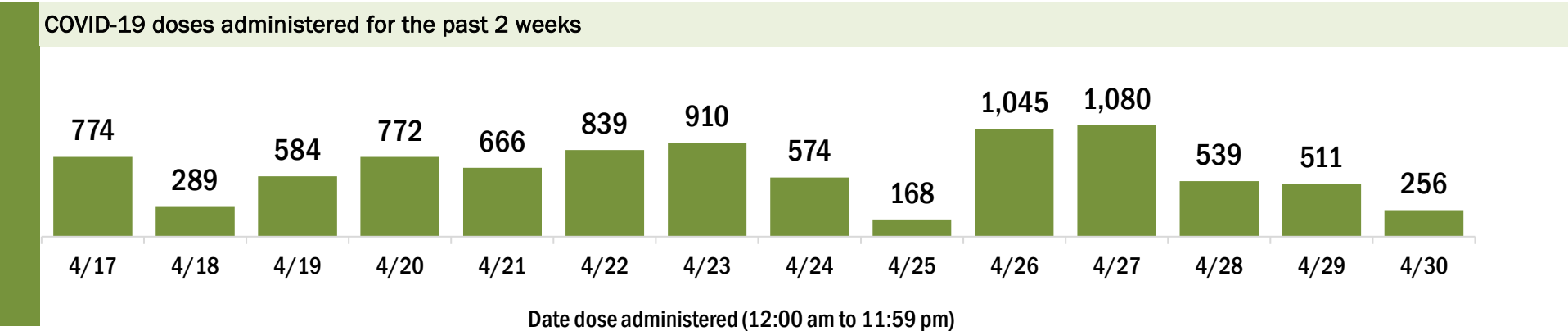
Data in this report are provisional and subject to change.

Data in this summary pertain to COVID-19 vaccines approved by the U.S. Food and Drug Administration and have been issued an Emergency Use Authorization (Janssen COVID-19 Vaccine, Moderna COVID-19 Vaccine and Pfizer-BioNTech COVID-19 Vaccine). These data summarize the number of people who have received either their first dose or have completed the series for a COVID-19 vaccine. **A person can only be counted in one category, first dose or series complete.** For persons receiving Moderna or Pfizer vaccines, once they receive their second dose, they are moved from the first dose column to the series completed column. **Because of this, the total first dose category may show a change from report to report not matching the total receiving their first dose from the previous day.** Persons receiving Johnson & Johnson vaccines will always be counted in the series completed column.

COVID-19 doses for vaccinated persons in Florida	
Doses administered	87,674
People receiving one dose of a 1-dose series (Johnson & Johnson) or receiving only one dose of a 2-dose series (Moderna, Pfizer) count once. Persons receiving both doses of a 2-dose series count twice.	

Current status of persons vaccinated for COVID-19 in Florida	
Total people vaccinated	51,682
First dose	13,490
Series completed	38,192
Completed 1-dose series	2,200
Completed 2-dose series	35,992
First dose: current number of people who have only received their first dose of the Moderna or Pfizer vaccine.	
Series complete: current number of people who have received both Moderna or Pfizer vaccine doses or one Johnson & Johnson dose and are considered fully immunized.	

Demographic summary	First dose	Series complete	Total people vaccinated
Age group	13,490	38,192	51,682
16-24 years	1,318	491	1,809
25-34 years	1,176	861	2,037
35-44 years	1,643	1,606	3,249
45-54 years	2,291	3,055	5,346
55-64 years	3,037	7,239	10,276
65-74 years	2,194	14,361	16,555
75-84 years	1,350	8,309	9,659
85+ years	481	2,270	2,751
Race	13,490	38,192	51,682
White	8,455	25,813	34,268
Black	938	2,496	3,434
American Indian/Alaskan	102	219	321
Other	1,240	3,441	4,681
Unknown	2,755	6,223	8,978
Other race includes Asian, native Hawaiian/Pacific Islander, or other.			
Ethnicity	13,490	38,192	51,682
Hispanic	1,415	2,118	3,533
Non-Hispanic	7,811	23,220	31,031
Unknown	4,264	12,854	17,118
Gender	13,490	38,192	51,682
Female	7,068	21,508	28,576
Male	6,251	16,500	22,751
Unknown	171	184	355



COVID-19: Franklin County vaccine summary

Vaccination data through Apr 30, 2021 as of May 1, 2021 at 12:05 AM

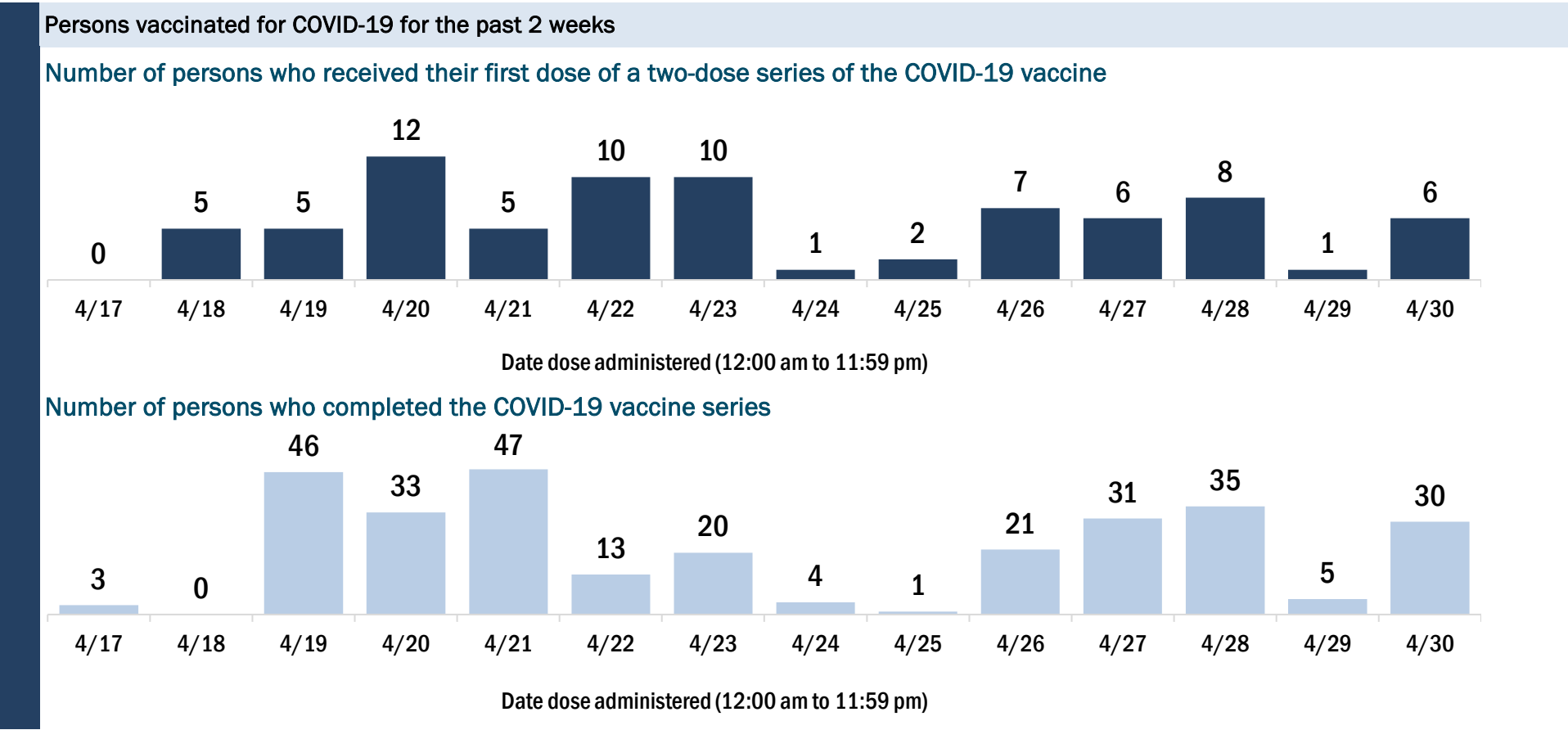
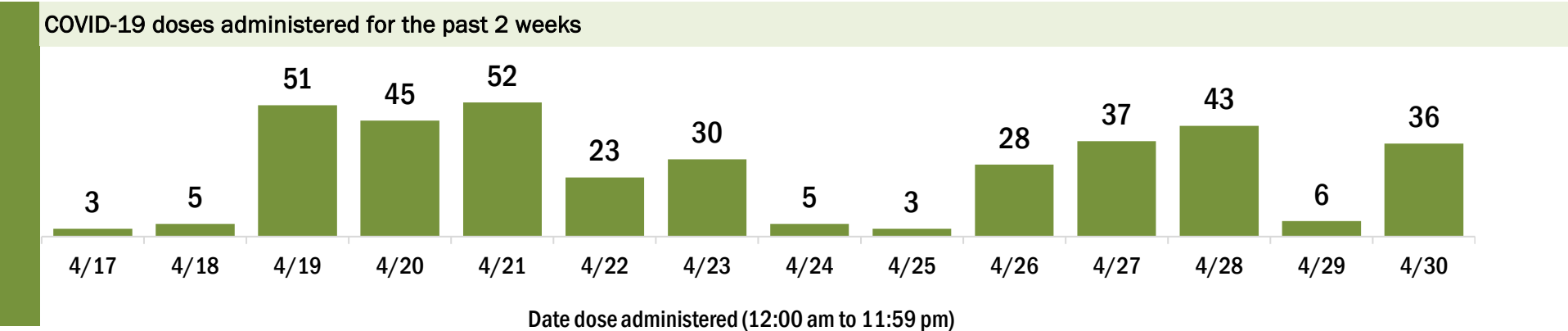
Data in this report are provisional and subject to change.

Data in this summary pertain to COVID-19 vaccines approved by the U.S. Food and Drug Administration and have been issued an Emergency Use Authorization (Janssen COVID-19 Vaccine, Moderna COVID-19 Vaccine and Pfizer-BioNTech COVID-19 Vaccine). These data summarize the number of people who have received either their first dose or have completed the series for a COVID-19 vaccine. **A person can only be counted in one category, first dose or series complete.** For persons receiving Moderna or Pfizer vaccines, once they receive their second dose, they are moved from the first dose column to the series completed column. **Because of this, the total first dose category may show a change from report to report not matching the total receiving their first dose from the previous day.** Persons receiving Johnson & Johnson vaccines will always be counted in the series completed column.

COVID-19 doses for vaccinated persons in Florida	
Doses administered	7,047
People receiving one dose of a 1-dose series (Johnson & Johnson) or receiving only one dose of a 2-dose series (Moderna, Pfizer) count once. Persons receiving both doses of a 2-dose series count twice.	

Current status of persons vaccinated for COVID-19 in Florida	
Total people vaccinated	3,990
First dose	843
Series completed	3,147
Completed 1-dose series	90
Completed 2-dose series	3,057
First dose: current number of people who have only received their first dose of the Moderna or Pfizer vaccine.	
Series complete: current number of people who have received both Moderna or Pfizer vaccine doses or one Johnson & Johnson dose and are considered fully immunized.	

Demographic summary	First dose	Series complete	Total people vaccinated
Age group	843	3,147	3,990
16-24 years	42	18	60
25-34 years	116	50	166
35-44 years	149	100	249
45-54 years	153	253	406
55-64 years	192	692	884
65-74 years	132	1,306	1,438
75-84 years	48	608	656
85+ years	11	120	131
Race	843	3,147	3,990
White	607	2,815	3,422
Black	170	147	317
American Indian/Alaskan	1	8	9
Other	34	120	154
Unknown	31	57	88
Other race includes Asian, native Hawaiian/Pacific Islander, or other.			
Ethnicity	843	3,147	3,990
Hispanic	13	45	58
Non-Hispanic	440	2,709	3,149
Unknown	390	393	783
Gender	843	3,147	3,990
Female	281	1,665	1,946
Male	562	1,482	2,044
Unknown	0	0	0



COVID-19: Gadsden County vaccine summary

Vaccination data through Apr 30, 2021 as of May 1, 2021 at 12:05 AM

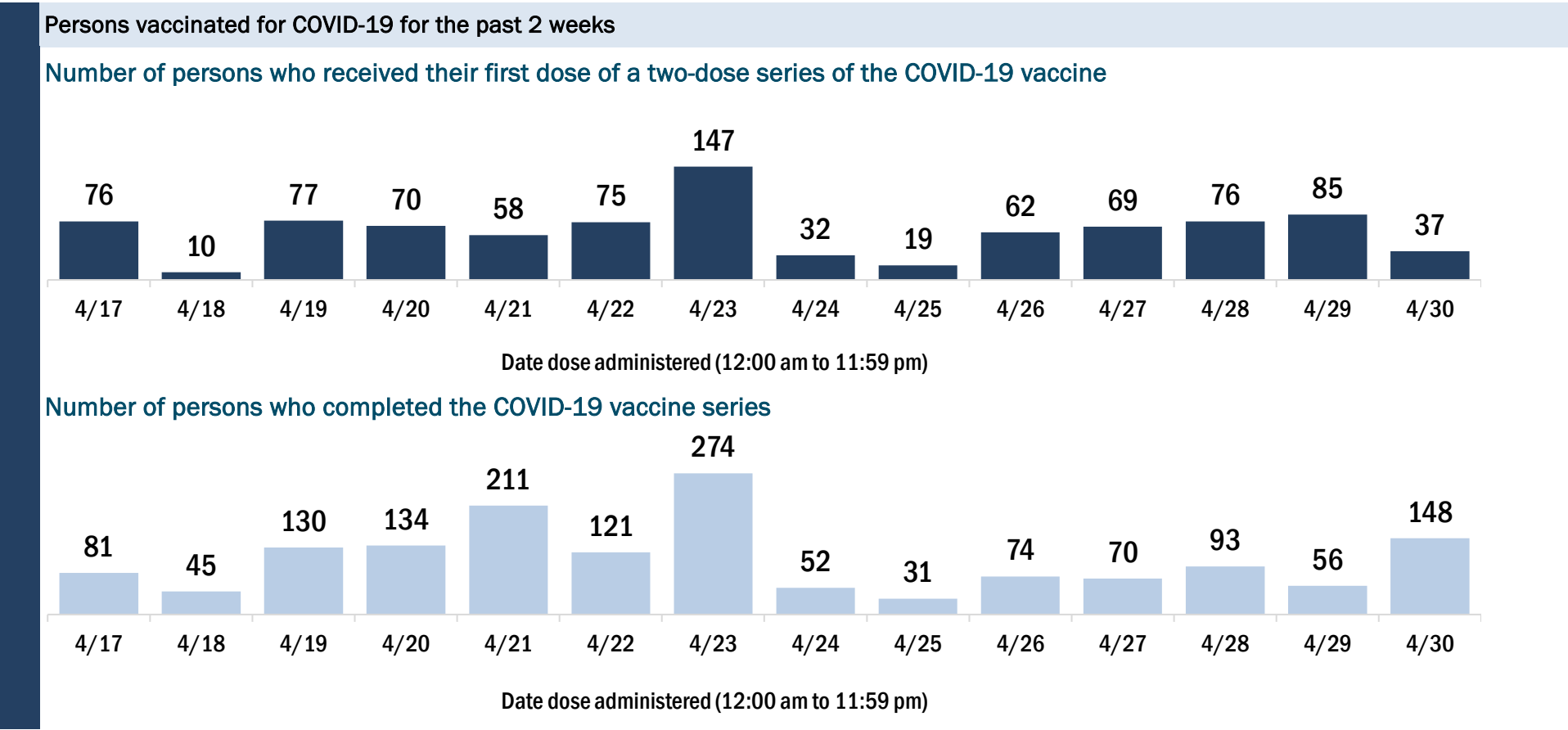
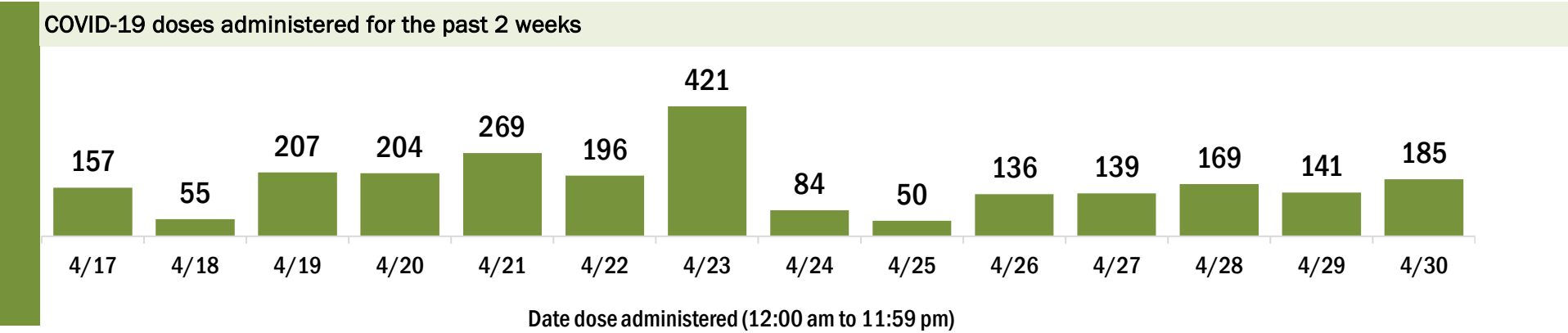
Data in this report are provisional and subject to change.

Data in this summary pertain to COVID-19 vaccines approved by the U.S. Food and Drug Administration and have been issued an Emergency Use Authorization (Janssen COVID-19 Vaccine, Moderna COVID-19 Vaccine and Pfizer-BioNTech COVID-19 Vaccine). These data summarize the number of people who have received either their first dose or have completed the series for a COVID-19 vaccine. **A person can only be counted in one category, first dose or series complete.** For persons receiving Moderna or Pfizer vaccines, once they receive their second dose, they are moved from the first dose column to the series completed column. **Because of this, the total first dose category may show a change from report to report not matching the total receiving their first dose from the previous day.** Persons receiving Johnson & Johnson vaccines will always be counted in the series completed column.

COVID-19 doses for vaccinated persons in Florida	
Doses administered	27,622
People receiving one dose of a 1-dose series (Johnson & Johnson) or receiving only one dose of a 2-dose series (Moderna, Pfizer) count once. Persons receiving both doses of a 2-dose series count twice.	

Current status of persons vaccinated for COVID-19 in Florida	
Total people vaccinated	16,611
First dose	3,884
Series completed	12,727
Completed 1-dose series	1,716
Completed 2-dose series	11,011
First dose: current number of people who have only received their first dose of the Moderna or Pfizer vaccine.	
Series complete: current number of people who have received both Moderna or Pfizer vaccine doses or one Johnson & Johnson dose and are considered fully immunized.	

Demographic summary	First dose	Series complete	Total people vaccinated
Age group	3,884	12,727	16,611
16-24 years	326	220	546
25-34 years	420	675	1,095
35-44 years	754	1,111	1,865
45-54 years	827	1,757	2,584
55-64 years	826	2,963	3,789
65-74 years	443	3,686	4,129
75-84 years	210	1,742	1,952
85+ years	78	573	651
Race	3,884	12,727	16,611
White	1,096	4,731	5,827
Black	1,649	5,427	7,076
American Indian/Alaskan	5	28	33
Other	642	1,667	2,309
Unknown	492	874	1,366
Other race includes Asian, native Hawaiian/Pacific Islander, or other.			
Ethnicity	3,884	12,727	16,611
Hispanic	575	454	1,029
Non-Hispanic	2,340	9,633	11,973
Unknown	969	2,640	3,609
Gender	3,884	12,727	16,611
Female	1,955	7,930	9,885
Male	1,929	4,797	6,726
Unknown	0	0	0



COVID-19: Gilchrist County vaccine summary

Vaccination data through Apr 30, 2021 as of May 1, 2021 at 12:05 AM

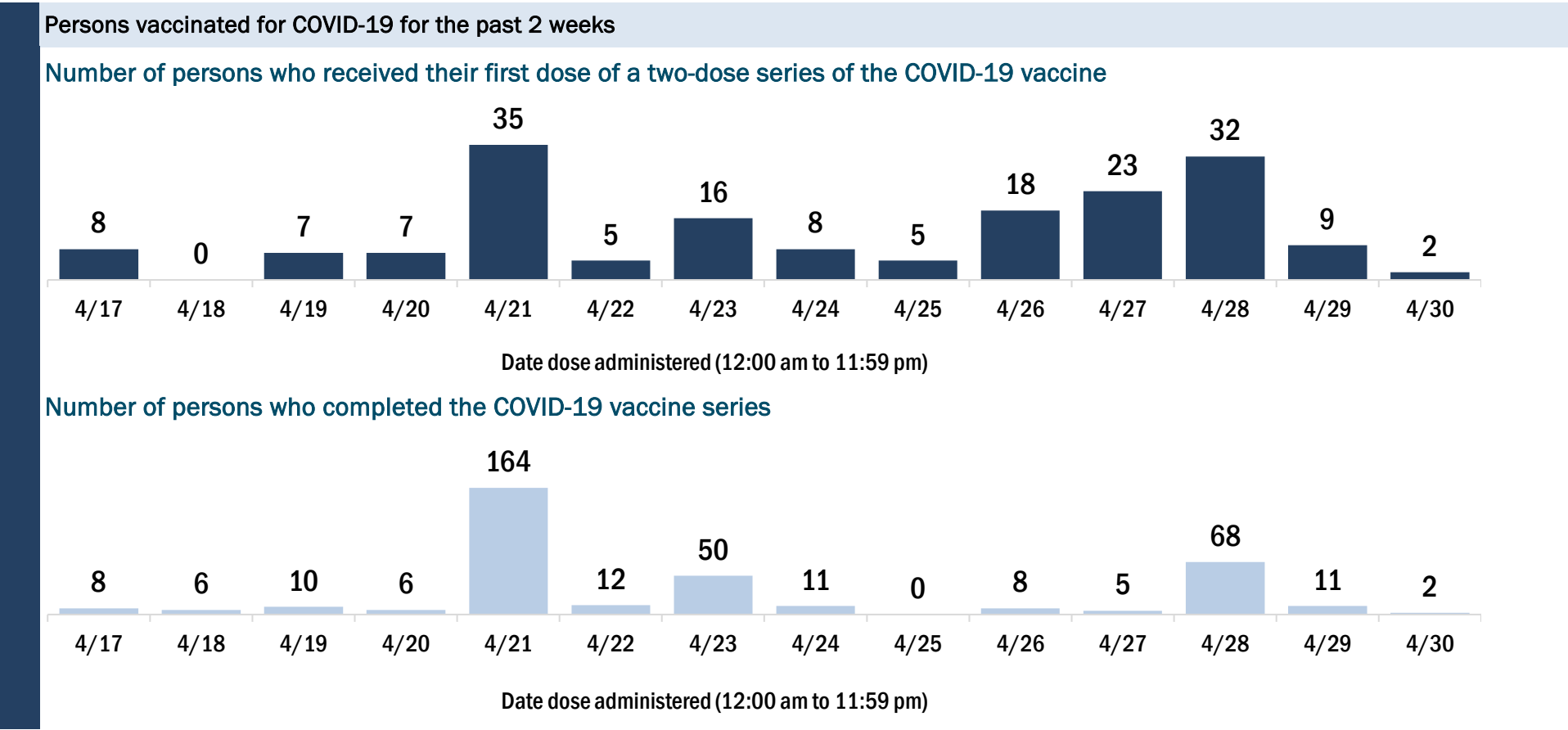
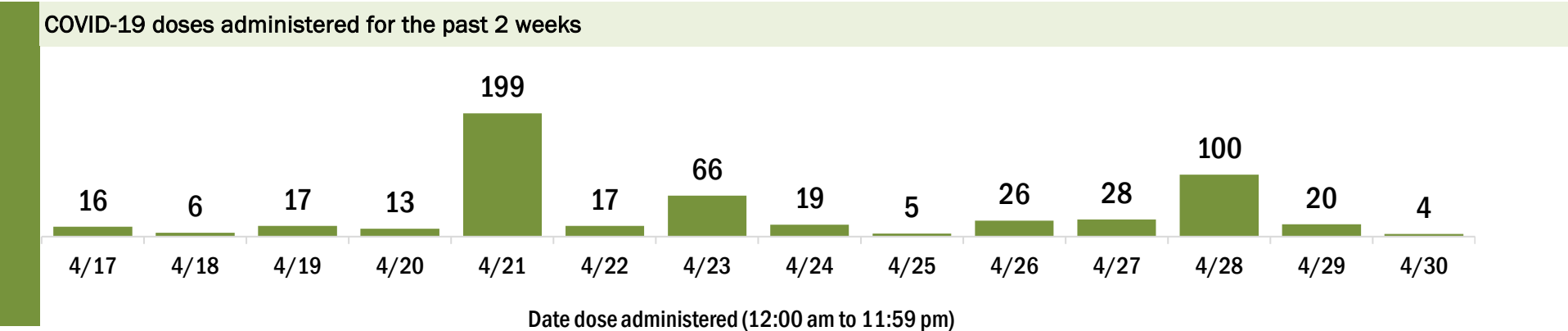
Data in this report are provisional and subject to change.

Data in this summary pertain to COVID-19 vaccines approved by the U.S. Food and Drug Administration and have been issued an Emergency Use Authorization (Janssen COVID-19 Vaccine, Moderna COVID-19 Vaccine and Pfizer-BioNTech COVID-19 Vaccine). These data summarize the number of people who have received either their first dose or have completed the series for a COVID-19 vaccine. **A person can only be counted in one category, first dose or series complete.** For persons receiving Moderna or Pfizer vaccines, once they receive their second dose, they are moved from the first dose column to the series completed column. **Because of this, the total first dose category may show a change from report to report not matching the total receiving their first dose from the previous day.** Persons receiving Johnson & Johnson vaccines will always be counted in the series completed column.

COVID-19 doses for vaccinated persons in Florida	
Doses administered	6,464
People receiving one dose of a 1-dose series (Johnson & Johnson) or receiving only one dose of a 2-dose series (Moderna, Pfizer) count once. Persons receiving both doses of a 2-dose series count twice.	

Current status of persons vaccinated for COVID-19 in Florida	
Total people vaccinated	3,845
First dose	809
Series completed	3,036
Completed 1-dose series	417
Completed 2-dose series	2,619
First dose: current number of people who have only received their first dose of the Moderna or Pfizer vaccine.	
Series complete: current number of people who have received both Moderna or Pfizer vaccine doses or one Johnson & Johnson dose and are considered fully immunized.	

Demographic summary	First dose	Series complete	Total people vaccinated
Age group	809	3,036	3,845
16-24 years	49	59	108
25-34 years	75	91	166
35-44 years	123	142	265
45-54 years	142	290	432
55-64 years	198	635	833
65-74 years	150	999	1,149
75-84 years	52	619	671
85+ years	20	201	221
Race	809	3,036	3,845
White	586	2,221	2,807
Black	45	50	95
American Indian/Alaskan	4	10	14
Other	62	222	284
Unknown	112	533	645
Other race includes Asian, native Hawaiian/Pacific Islander, or other.			
Ethnicity	809	3,036	3,845
Hispanic	61	69	130
Non-Hispanic	420	1,439	1,859
Unknown	328	1,528	1,856
Gender	809	3,036	3,845
Female	397	1,775	2,172
Male	412	1,260	1,672
Unknown	0	1	1



COVID-19: Glades County vaccine summary

Vaccination data through Apr 30, 2021 as of May 1, 2021 at 12:05 AM

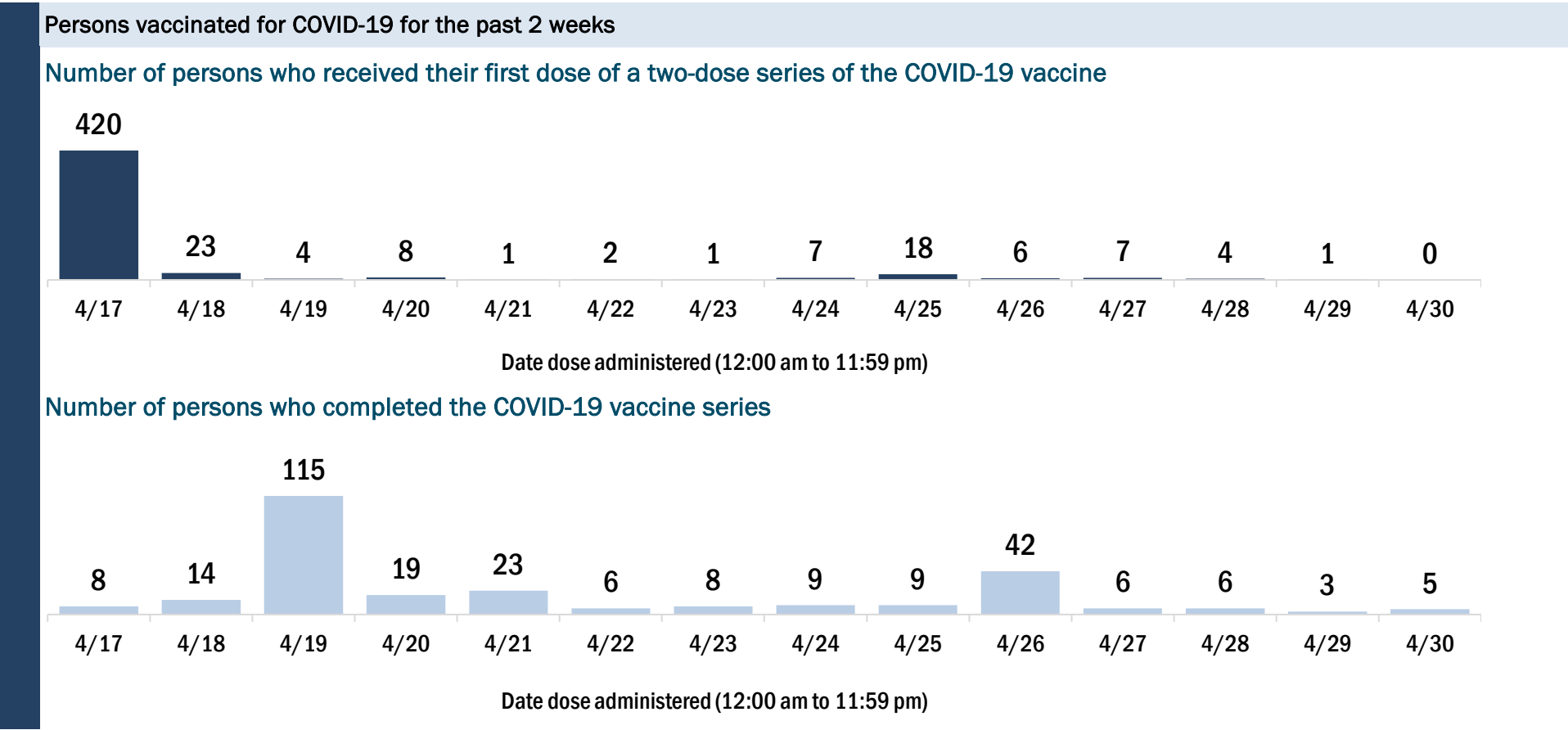
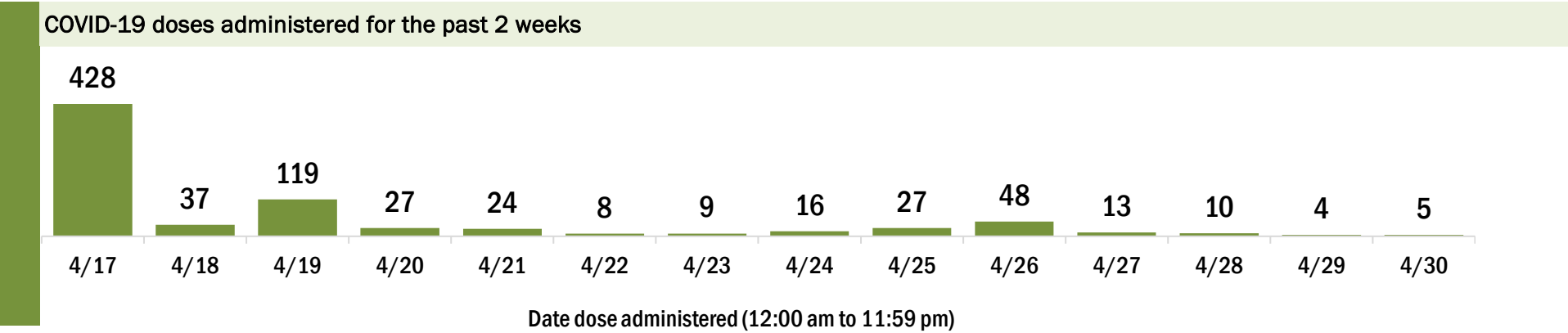
Data in this report are provisional and subject to change.

Data in this summary pertain to COVID-19 vaccines approved by the U.S. Food and Drug Administration and have been issued an Emergency Use Authorization (Janssen COVID-19 Vaccine, Moderna COVID-19 Vaccine and Pfizer-BioNTech COVID-19 Vaccine). These data summarize the number of people who have received either their first dose or have completed the series for a COVID-19 vaccine. **A person can only be counted in one category, first dose or series complete.** For persons receiving Moderna or Pfizer vaccines, once they receive their second dose, they are moved from the first dose column to the series completed column. **Because of this, the total first dose category may show a change from report to report not matching the total receiving their first dose from the previous day.** Persons receiving Johnson & Johnson vaccines will always be counted in the series completed column.

COVID-19 doses for vaccinated persons in Florida	
Doses administered	4,920
People receiving one dose of a 1-dose series (Johnson & Johnson) or receiving only one dose of a 2-dose series (Moderna, Pfizer) count once. Persons receiving both doses of a 2-dose series count twice.	

Current status of persons vaccinated for COVID-19 in Florida	
Total people vaccinated	2,974
First dose	796
Series completed	2,178
Completed 1-dose series	232
Completed 2-dose series	1,946
First dose: current number of people who have only received their first dose of the Moderna or Pfizer vaccine.	
Series complete: current number of people who have received both Moderna or Pfizer vaccine doses or one Johnson & Johnson dose and are considered fully immunized.	

Demographic summary	First dose	Series complete	Total people vaccinated
Age group	796	2,178	2,974
16-24 years	119	13	132
25-34 years	236	51	287
35-44 years	133	77	210
45-54 years	97	152	249
55-64 years	94	373	467
65-74 years	59	826	885
75-84 years	47	577	624
85+ years	11	109	120
Race	796	2,178	2,974
White	678	1,605	2,283
Black	33	112	145
American Indian/Alaskan	1	18	19
Other	26	115	141
Unknown	58	328	386
Other race includes Asian, native Hawaiian/Pacific Islander, or other.			
Ethnicity	796	2,178	2,974
Hispanic	479	113	592
Non-Hispanic	172	1,021	1,193
Unknown	145	1,044	1,189
Gender	796	2,178	2,974
Female	176	1,020	1,196
Male	620	1,158	1,778
Unknown	0	0	0



COVID-19: Gulf County vaccine summary

Vaccination data through Apr 30, 2021 as of May 1, 2021 at 12:05 AM

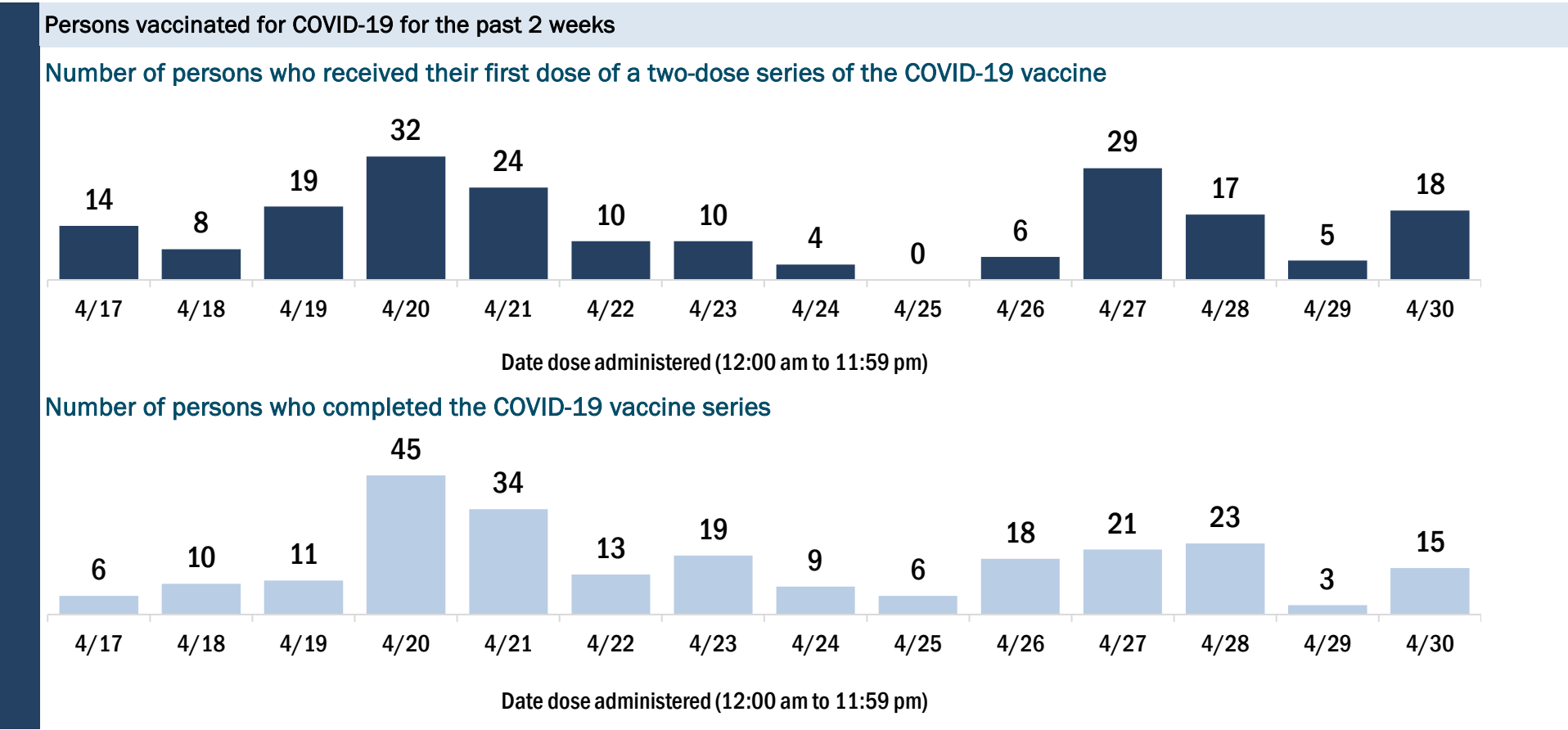
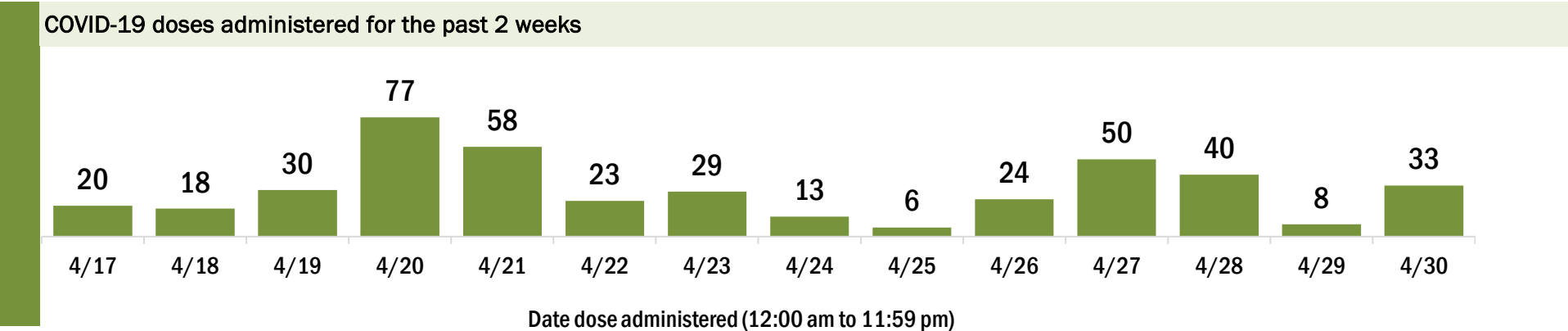
Data in this report are provisional and subject to change.

Data in this summary pertain to COVID-19 vaccines approved by the U.S. Food and Drug Administration and have been issued an Emergency Use Authorization (Janssen COVID-19 Vaccine, Moderna COVID-19 Vaccine and Pfizer-BioNTech COVID-19 Vaccine). These data summarize the number of people who have received either their first dose or have completed the series for a COVID-19 vaccine. **A person can only be counted in one category, first dose or series complete.** For persons receiving Moderna or Pfizer vaccines, once they receive their second dose, they are moved from the first dose column to the series completed column. **Because of this, the total first dose category may show a change from report to report not matching the total receiving their first dose from the previous day.** Persons receiving Johnson & Johnson vaccines will always be counted in the series completed column.

COVID-19 doses for vaccinated persons in Florida	
Doses administered	7,898
People receiving one dose of a 1-dose series (Johnson & Johnson) or receiving only one dose of a 2-dose series (Moderna, Pfizer) count once. Persons receiving both doses of a 2-dose series count twice.	

Current status of persons vaccinated for COVID-19 in Florida	
Total people vaccinated	4,671
First dose	1,199
Series completed	3,472
Completed 1-dose series	245
Completed 2-dose series	3,227
First dose: current number of people who have only received their first dose of the Moderna or Pfizer vaccine.	
Series complete: current number of people who have received both Moderna or Pfizer vaccine doses or one Johnson & Johnson dose and are considered fully immunized.	

Demographic summary	First dose	Series complete	Total people vaccinated
Age group	1,199	3,472	4,671
16-24 years	71	40	111
25-34 years	162	75	237
35-44 years	188	130	318
45-54 years	254	273	527
55-64 years	289	608	897
65-74 years	139	1,465	1,604
75-84 years	87	690	777
85+ years	9	191	200
Race	1,199	3,472	4,671
White	829	3,055	3,884
Black	273	254	527
American Indian/Alaskan	3	10	13
Other	71	89	160
Unknown	23	64	87
Other race includes Asian, native Hawaiian/Pacific Islander, or other.			
Ethnicity	1,199	3,472	4,671
Hispanic	17	36	53
Non-Hispanic	557	3,116	3,673
Unknown	625	320	945
Gender	1,199	3,472	4,671
Female	433	1,826	2,259
Male	766	1,646	2,412
Unknown	0	0	0



COVID-19: Hamilton County vaccine summary

Vaccination data through Apr 30, 2021 as of May 1, 2021 at 12:05 AM

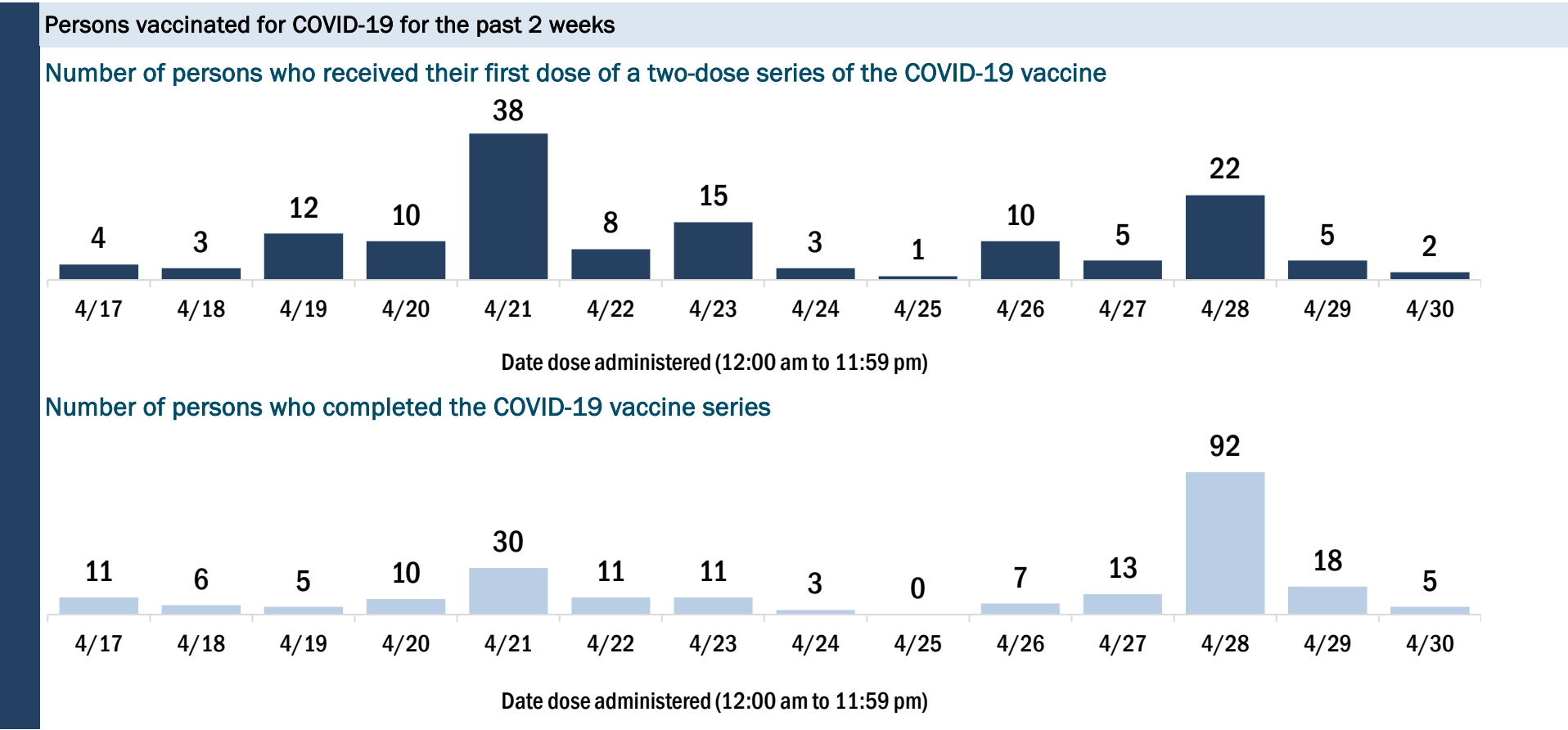
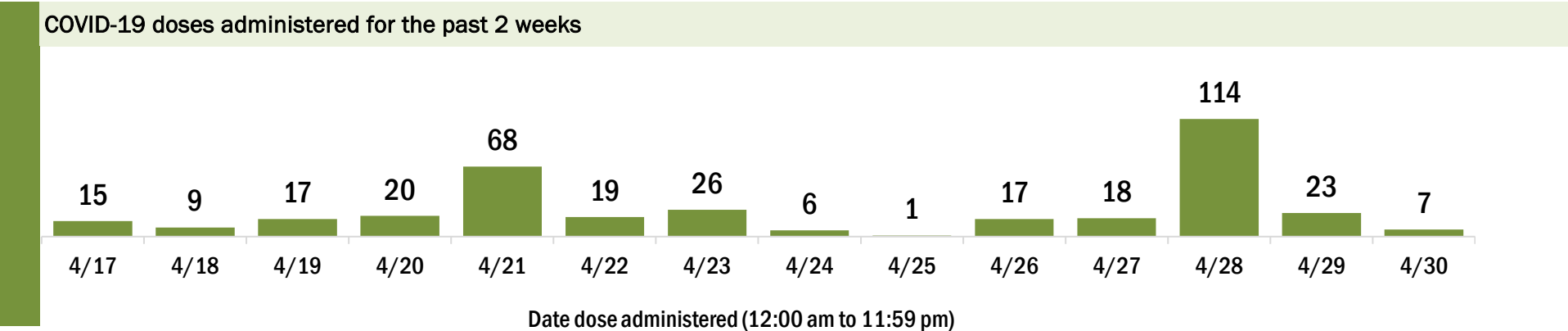
Data in this report are provisional and subject to change.

Data in this summary pertain to COVID-19 vaccines approved by the U.S. Food and Drug Administration and have been issued an Emergency Use Authorization (Janssen COVID-19 Vaccine, Moderna COVID-19 Vaccine and Pfizer-BioNTech COVID-19 Vaccine). These data summarize the number of people who have received either their first dose or have completed the series for a COVID-19 vaccine. **A person can only be counted in one category, first dose or series complete.** For persons receiving Moderna or Pfizer vaccines, once they receive their second dose, they are moved from the first dose column to the series completed column. **Because of this, the total first dose category may show a change from report to report not matching the total receiving their first dose from the previous day.** Persons receiving Johnson & Johnson vaccines will always be counted in the series completed column.

COVID-19 doses for vaccinated persons in Florida	
Doses administered	5,337
People receiving one dose of a 1-dose series (Johnson & Johnson) or receiving only one dose of a 2-dose series (Moderna, Pfizer) count once. Persons receiving both doses of a 2-dose series count twice.	

Current status of persons vaccinated for COVID-19 in Florida	
Total people vaccinated	3,240
First dose	917
Series completed	2,323
Completed 1-dose series	226
Completed 2-dose series	2,097
First dose: current number of people who have only received their first dose of the Moderna or Pfizer vaccine.	
Series complete: current number of people who have received both Moderna or Pfizer vaccine doses or one Johnson & Johnson dose and are considered fully immunized.	

Demographic summary	First dose	Series complete	Total people vaccinated
Age group	917	2,323	3,240
16-24 years	45	31	76
25-34 years	142	50	192
35-44 years	170	97	267
45-54 years	182	201	383
55-64 years	214	494	708
65-74 years	98	904	1,002
75-84 years	37	441	478
85+ years	29	105	134
Race	917	2,323	3,240
White	463	1,409	1,872
Black	327	548	875
American Indian/Alaskan	7	2	9
Other	92	136	228
Unknown	28	228	256
Other race includes Asian, native Hawaiian/Pacific Islander, or other.			
Ethnicity	917	2,323	3,240
Hispanic	64	60	124
Non-Hispanic	713	1,379	2,092
Unknown	140	884	1,024
Gender	917	2,323	3,240
Female	276	1,304	1,580
Male	641	1,019	1,660
Unknown	0	0	0



COVID-19: Hardee County vaccine summary

Vaccination data through Apr 30, 2021 as of May 1, 2021 at 12:05 AM

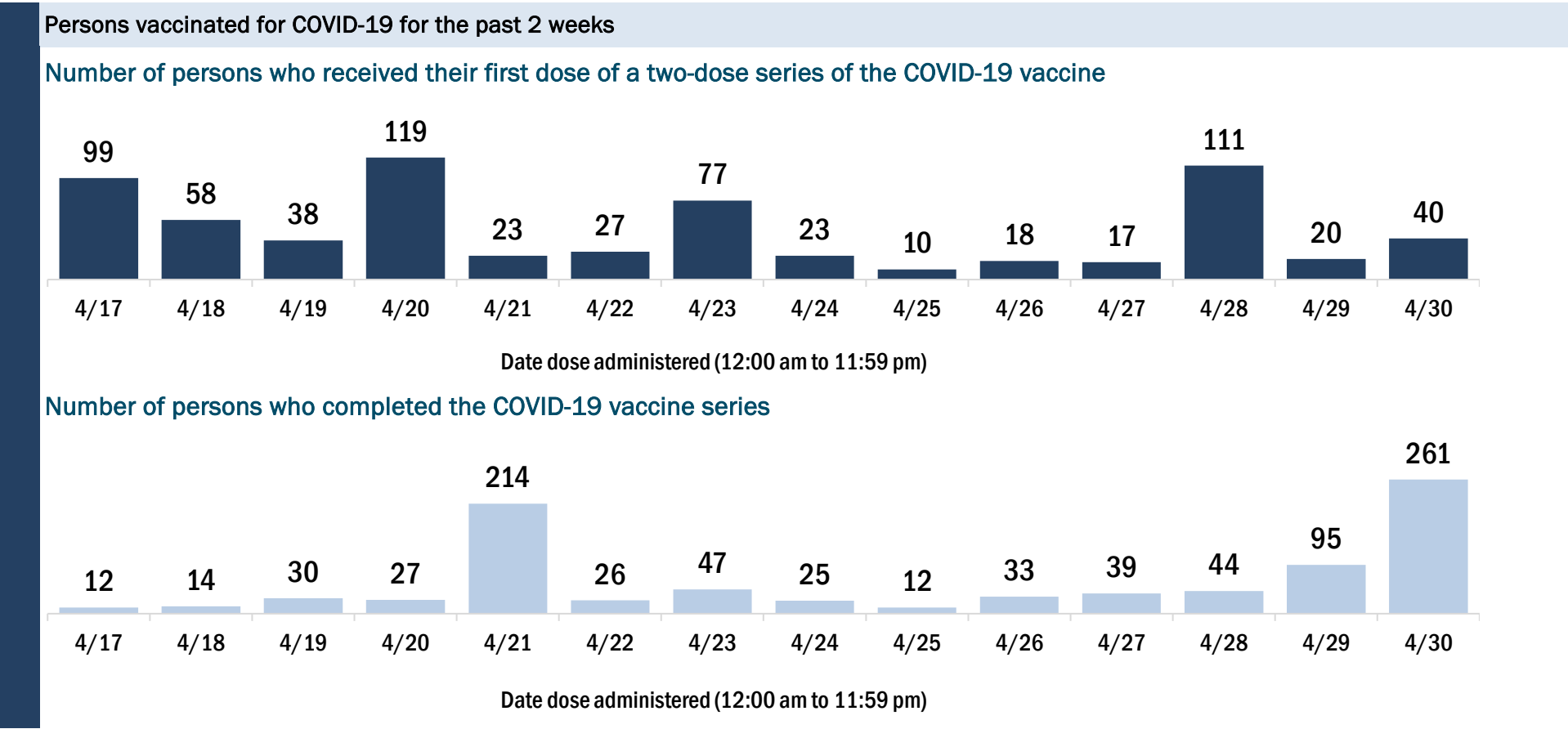
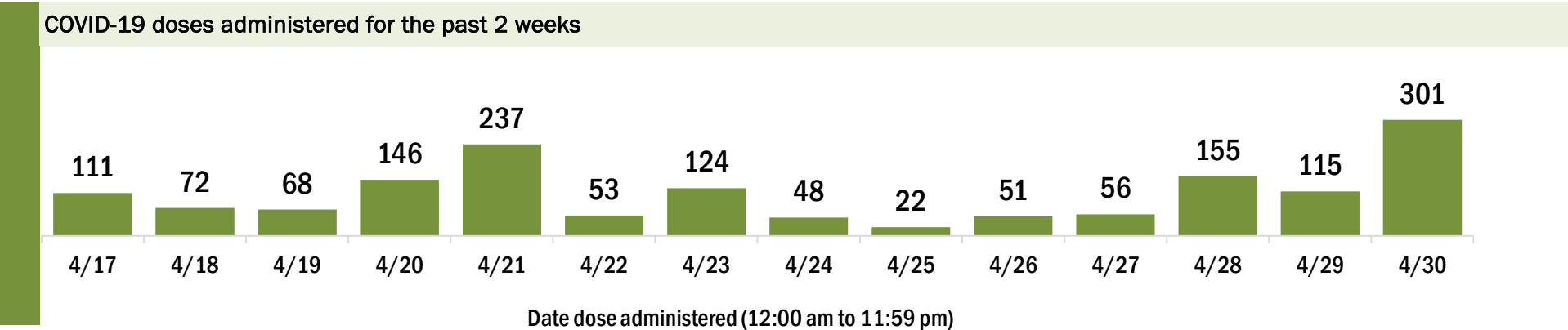
Data in this report are provisional and subject to change.

Data in this summary pertain to COVID-19 vaccines approved by the U.S. Food and Drug Administration and have been issued an Emergency Use Authorization (Janssen COVID-19 Vaccine, Moderna COVID-19 Vaccine and Pfizer-BioNTech COVID-19 Vaccine). These data summarize the number of people who have received either their first dose or have completed the series for a COVID-19 vaccine. **A person can only be counted in one category, first dose or series complete.** For persons receiving Moderna or Pfizer vaccines, once they receive their second dose, they are moved from the first dose column to the series completed column. **Because of this, the total first dose category may show a change from report to report not matching the total receiving their first dose from the previous day.** Persons receiving Johnson & Johnson vaccines will always be counted in the series completed column.

COVID-19 doses for vaccinated persons in Florida	
Doses administered	9,921
People receiving one dose of a 1-dose series (Johnson & Johnson) or receiving only one dose of a 2-dose series (Moderna, Pfizer) count once. Persons receiving both doses of a 2-dose series count twice.	

Current status of persons vaccinated for COVID-19 in Florida	
Total people vaccinated	5,816
First dose	1,556
Series completed	4,260
Completed 1-dose series	155
Completed 2-dose series	4,105
First dose: current number of people who have only received their first dose of the Moderna or Pfizer vaccine.	
Series complete: current number of people who have received both Moderna or Pfizer vaccine doses or one Johnson & Johnson dose and are considered fully immunized.	

Demographic summary	First dose	Series complete	Total people vaccinated
Age group	1,556	4,260	5,816
16-24 years	167	84	251
25-34 years	229	154	383
35-44 years	247	195	442
45-54 years	300	403	703
55-64 years	311	763	1,074
65-74 years	183	1,427	1,610
75-84 years	98	961	1,059
85+ years	21	273	294
Race	1,556	4,260	5,816
White	1,150	3,552	4,702
Black	68	179	247
American Indian/Alaskan	2	26	28
Other	245	414	659
Unknown	91	89	180
Other race includes Asian, native Hawaiian/Pacific Islander, or other.			
Ethnicity	1,556	4,260	5,816
Hispanic	734	700	1,434
Non-Hispanic	556	3,192	3,748
Unknown	266	368	634
Gender	1,556	4,260	5,816
Female	737	2,306	3,043
Male	816	1,953	2,769
Unknown	3	1	4



COVID-19: Hendry County vaccine summary

Vaccination data through Apr 30, 2021 as of May 1, 2021 at 12:05 AM

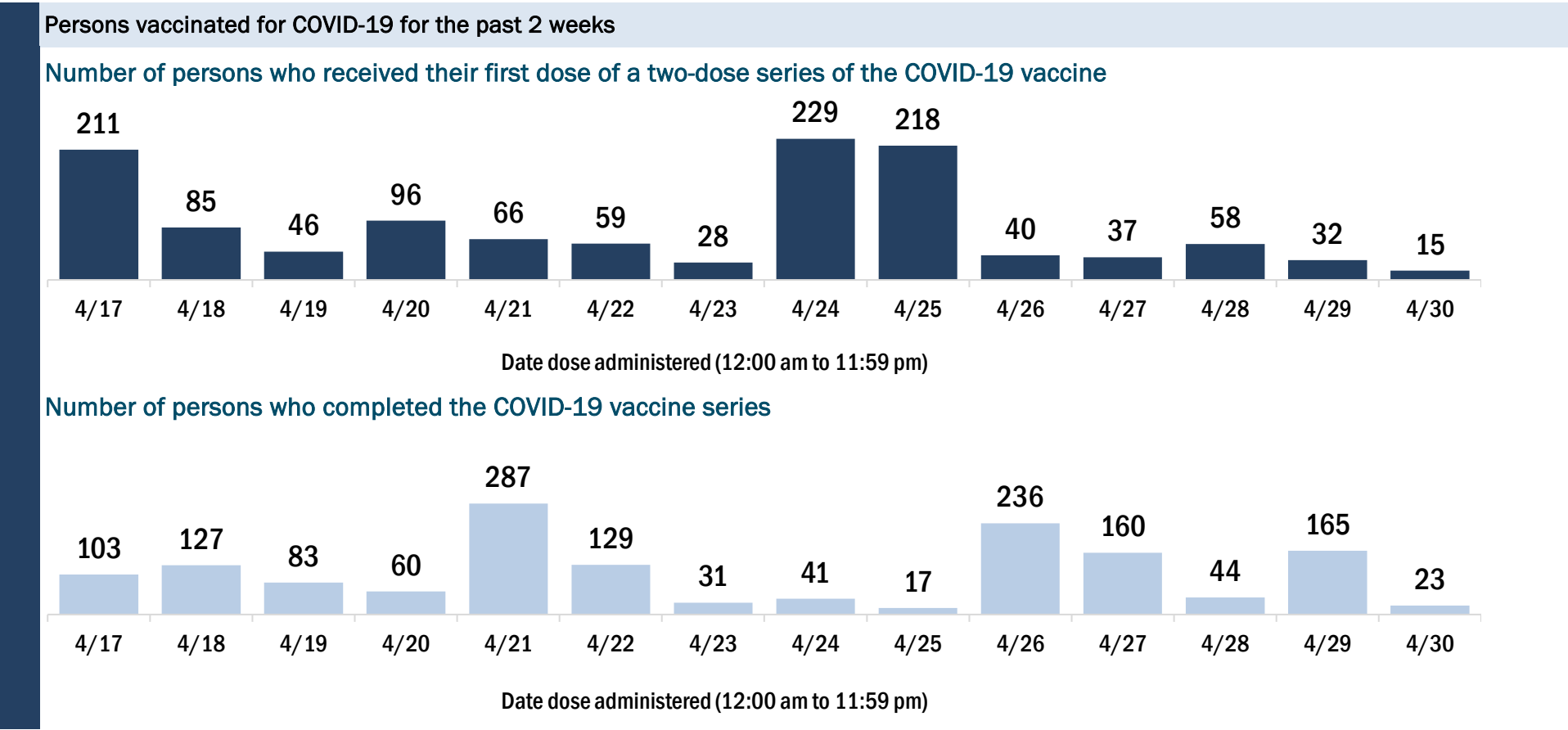
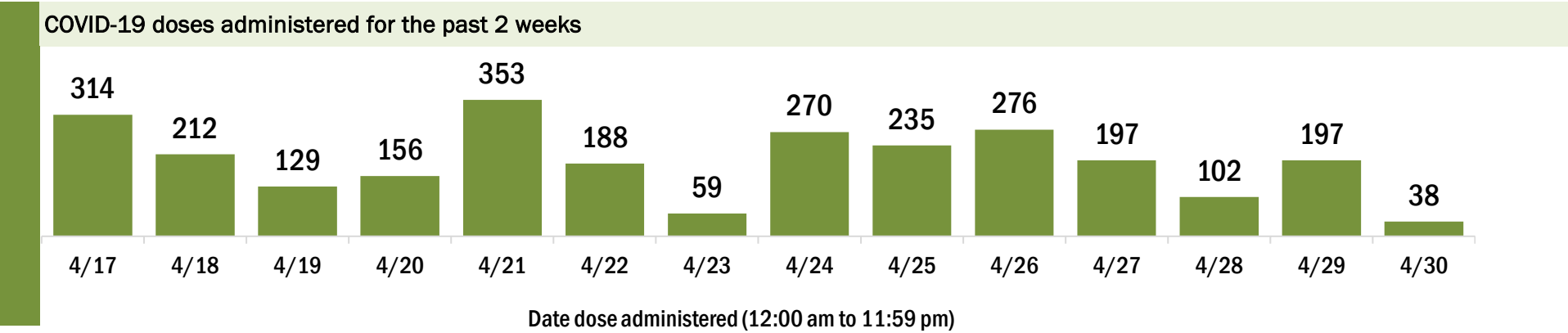
Data in this report are provisional and subject to change.

Data in this summary pertain to COVID-19 vaccines approved by the U.S. Food and Drug Administration and have been issued an Emergency Use Authorization (Janssen COVID-19 Vaccine, Moderna COVID-19 Vaccine and Pfizer-BioNTech COVID-19 Vaccine). These data summarize the number of people who have received either their first dose or have completed the series for a COVID-19 vaccine. **A person can only be counted in one category, first dose or series complete.** For persons receiving Moderna or Pfizer vaccines, once they receive their second dose, they are moved from the first dose column to the series completed column. **Because of this, the total first dose category may show a change from report to report not matching the total receiving their first dose from the previous day.** Persons receiving Johnson & Johnson vaccines will always be counted in the series completed column.

COVID-19 doses for vaccinated persons in Florida	
Doses administered	18,106
People receiving one dose of a 1-dose series (Johnson & Johnson) or receiving only one dose of a 2-dose series (Moderna, Pfizer) count once. Persons receiving both doses of a 2-dose series count twice.	

Current status of persons vaccinated for COVID-19 in Florida	
Total people vaccinated	11,483
First dose	3,709
Series completed	7,774
Completed 1-dose series	1,151
Completed 2-dose series	6,623
First dose: current number of people who have only received their first dose of the Moderna or Pfizer vaccine.	
Series complete: current number of people who have received both Moderna or Pfizer vaccine doses or one Johnson & Johnson dose and are considered fully immunized.	

Demographic summary	First dose	Series complete	Total people vaccinated
Age group	3,709	7,774	11,483
16-24 years	502	272	774
25-34 years	659	491	1,150
35-44 years	685	556	1,241
45-54 years	683	1,044	1,727
55-64 years	676	1,707	2,383
65-74 years	300	2,237	2,537
75-84 years	144	1,149	1,293
85+ years	60	318	378
Race	3,709	7,774	11,483
White	2,769	5,255	8,024
Black	195	526	721
American Indian/Alaskan	4	23	27
Other	433	1,226	1,659
Unknown	308	744	1,052
Other race includes Asian, native Hawaiian/Pacific Islander, or other.			
Ethnicity	3,709	7,774	11,483
Hispanic	2,034	2,360	4,394
Non-Hispanic	836	3,147	3,983
Unknown	839	2,267	3,106
Gender	3,709	7,774	11,483
Female	1,438	3,932	5,370
Male	2,269	3,840	6,109
Unknown	2	2	4



COVID-19: Hernando County vaccine summary

Vaccination data through Apr 30, 2021 as of May 1, 2021 at 12:05 AM

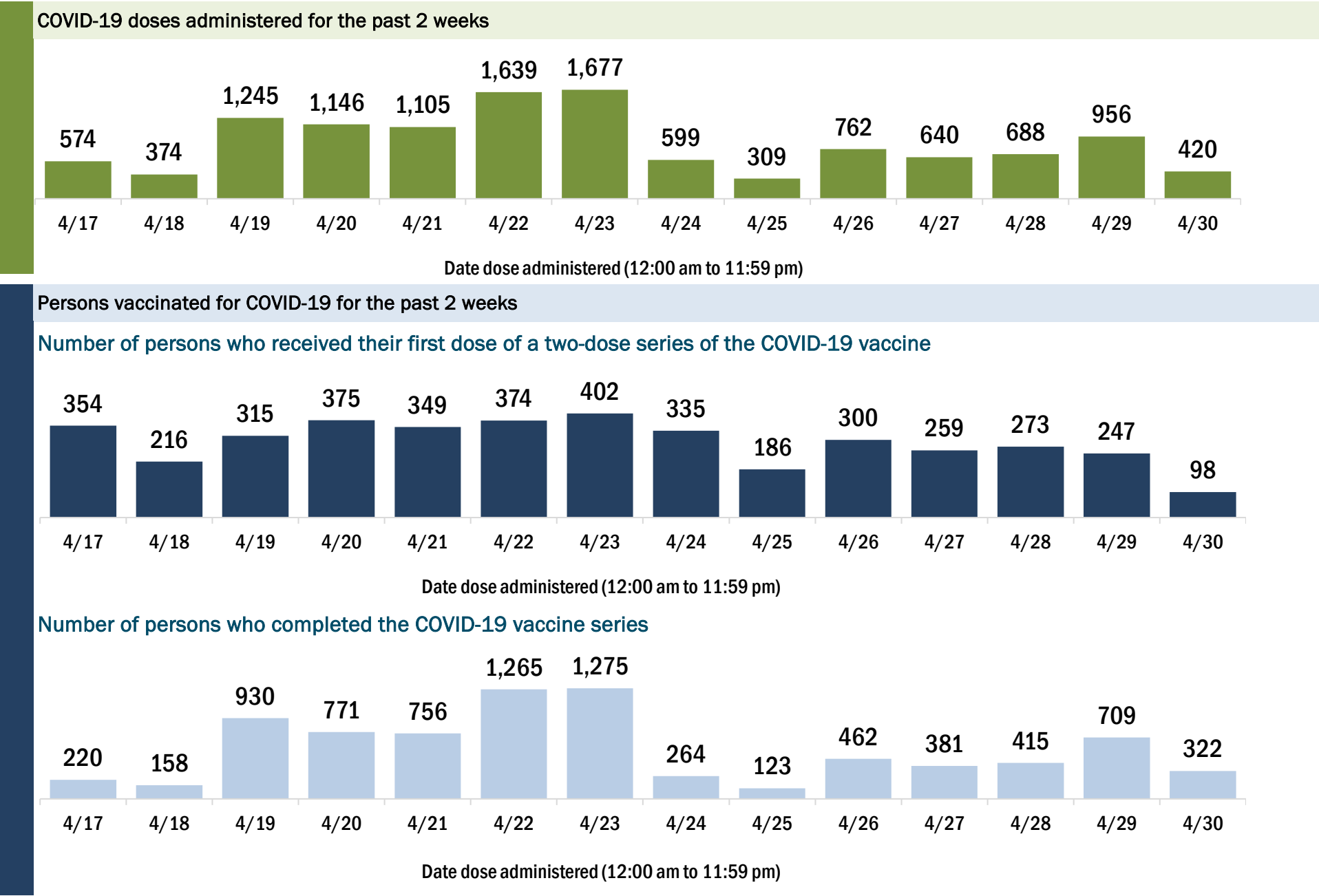
Data in this report are provisional and subject to change.

Data in this summary pertain to COVID-19 vaccines approved by the U.S. Food and Drug Administration and have been issued an Emergency Use Authorization (Janssen COVID-19 Vaccine, Moderna COVID-19 Vaccine and Pfizer-BioNTech COVID-19 Vaccine). These data summarize the number of people who have received either their first dose or have completed the series for a COVID-19 vaccine. **A person can only be counted in one category, first dose or series complete.** For persons receiving Moderna or Pfizer vaccines, once they receive their second dose, they are moved from the first dose column to the series completed column. **Because of this, the total first dose category may show a change from report to report not matching the total receiving their first dose from the previous day.** Persons receiving Johnson & Johnson vaccines will always be counted in the series completed column.

COVID-19 doses for vaccinated persons in Florida	
Doses administered	112,800
People receiving one dose of a 1-dose series (Johnson & Johnson) or receiving only one dose of a 2-dose series (Moderna, Pfizer) count once. Persons receiving both doses of a 2-dose series count twice.	

Current status of persons vaccinated for COVID-19 in Florida	
Total people vaccinated	67,539
First dose	17,421
Series completed	50,118
Completed 1-dose series	4,857
Completed 2-dose series	45,261
First dose: current number of people who have only received their first dose of the Moderna or Pfizer vaccine.	
Series complete: current number of people who have received both Moderna or Pfizer vaccine doses or one Johnson & Johnson dose and are considered fully immunized.	

Demographic summary	First dose	Series complete	Total people vaccinated
Age group	17,421	50,118	67,539
16-24 years	1,589	715	2,304
25-34 years	1,770	1,296	3,066
35-44 years	2,152	2,231	4,383
45-54 years	2,683	4,661	7,344
55-64 years	3,572	9,657	13,229
65-74 years	2,967	17,052	20,019
75-84 years	1,919	11,058	12,977
85+ years	769	3,448	4,217
Race	17,421	50,118	67,539
White	12,003	36,269	48,272
Black	580	1,276	1,856
American Indian/Alaskan	85	154	239
Other	1,425	3,459	4,884
Unknown	3,328	8,960	12,288
Other race includes Asian, native Hawaiian/Pacific Islander, or other.			
Ethnicity	17,421	50,118	67,539
Hispanic	1,601	2,431	4,032
Non-Hispanic	8,718	28,311	37,029
Unknown	7,102	19,376	26,478
Gender	17,421	50,118	67,539
Female	9,633	28,942	38,575
Male	7,772	21,142	28,914
Unknown	16	34	50



COVID-19: Highlands County vaccine summary

Vaccination data through Apr 30, 2021 as of May 1, 2021 at 12:05 AM

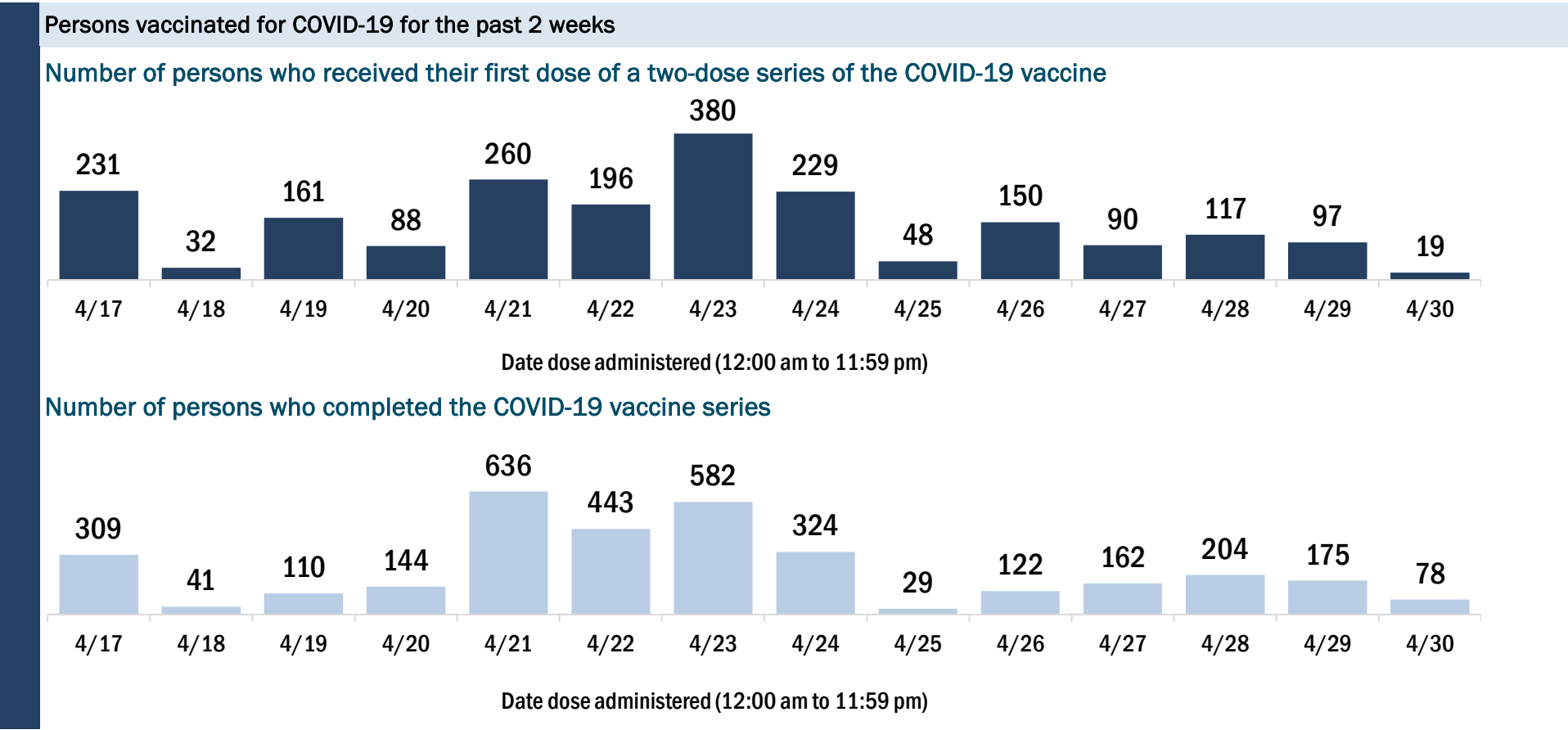
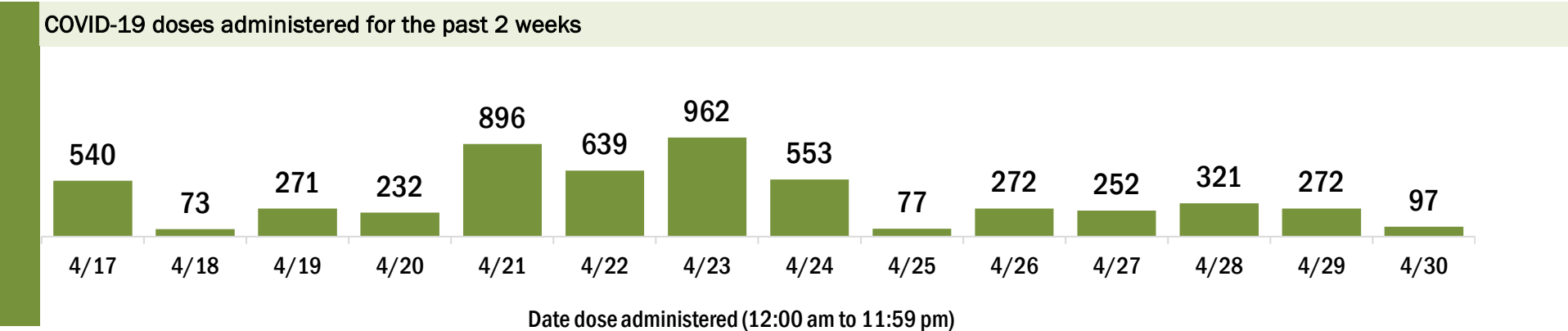
Data in this report are provisional and subject to change.

Data in this summary pertain to COVID-19 vaccines approved by the U.S. Food and Drug Administration and have been issued an Emergency Use Authorization (Janssen COVID-19 Vaccine, Moderna COVID-19 Vaccine and Pfizer-BioNTech COVID-19 Vaccine). These data summarize the number of people who have received either their first dose or have completed the series for a COVID-19 vaccine. **A person can only be counted in one category, first dose or series complete.** For persons receiving Moderna or Pfizer vaccines, once they receive their second dose, they are moved from the first dose column to the series completed column. **Because of this, the total first dose category may show a change from report to report not matching the total receiving their first dose from the previous day.** Persons receiving Johnson & Johnson vaccines will always be counted in the series completed column.

COVID-19 doses for vaccinated persons in Florida	
Doses administered	68,407
People receiving one dose of a 1-dose series (Johnson & Johnson) or receiving only one dose of a 2-dose series (Moderna, Pfizer) count once. Persons receiving both doses of a 2-dose series count twice.	

Current status of persons vaccinated for COVID-19 in Florida	
Total people vaccinated	41,333
First dose	13,665
Series completed	27,668
Completed 1-dose series	594
Completed 2-dose series	27,074
First dose: current number of people who have only received their first dose of the Moderna or Pfizer vaccine.	
Series complete: current number of people who have received both Moderna or Pfizer vaccine doses or one Johnson & Johnson dose and are considered fully immunized.	

Demographic summary	First dose	Series complete	Total people vaccinated
Age group	13,665	27,668	41,333
16-24 years	636	184	820
25-34 years	686	430	1,116
35-44 years	928	703	1,631
45-54 years	1,378	1,478	2,856
55-64 years	2,558	4,257	6,815
65-74 years	3,710	10,307	14,017
75-84 years	2,852	8,082	10,934
85+ years	917	2,227	3,144
Race	13,665	27,668	41,333
White	10,582	22,800	33,382
Black	701	941	1,642
American Indian/Alaskan	155	191	346
Other	934	1,684	2,618
Unknown	1,293	2,052	3,345
Other race includes Asian, native Hawaiian/Pacific Islander, or other.			
Ethnicity	13,665	27,668	41,333
Hispanic	1,818	1,624	3,442
Non-Hispanic	8,519	20,823	29,342
Unknown	3,328	5,221	8,549
Gender	13,665	27,668	41,333
Female	7,206	15,204	22,410
Male	6,428	12,450	18,878
Unknown	31	14	45



COVID-19: Hillsborough County vaccine summary

Vaccination data through Apr 30, 2021 as of May 1, 2021 at 12:05 AM

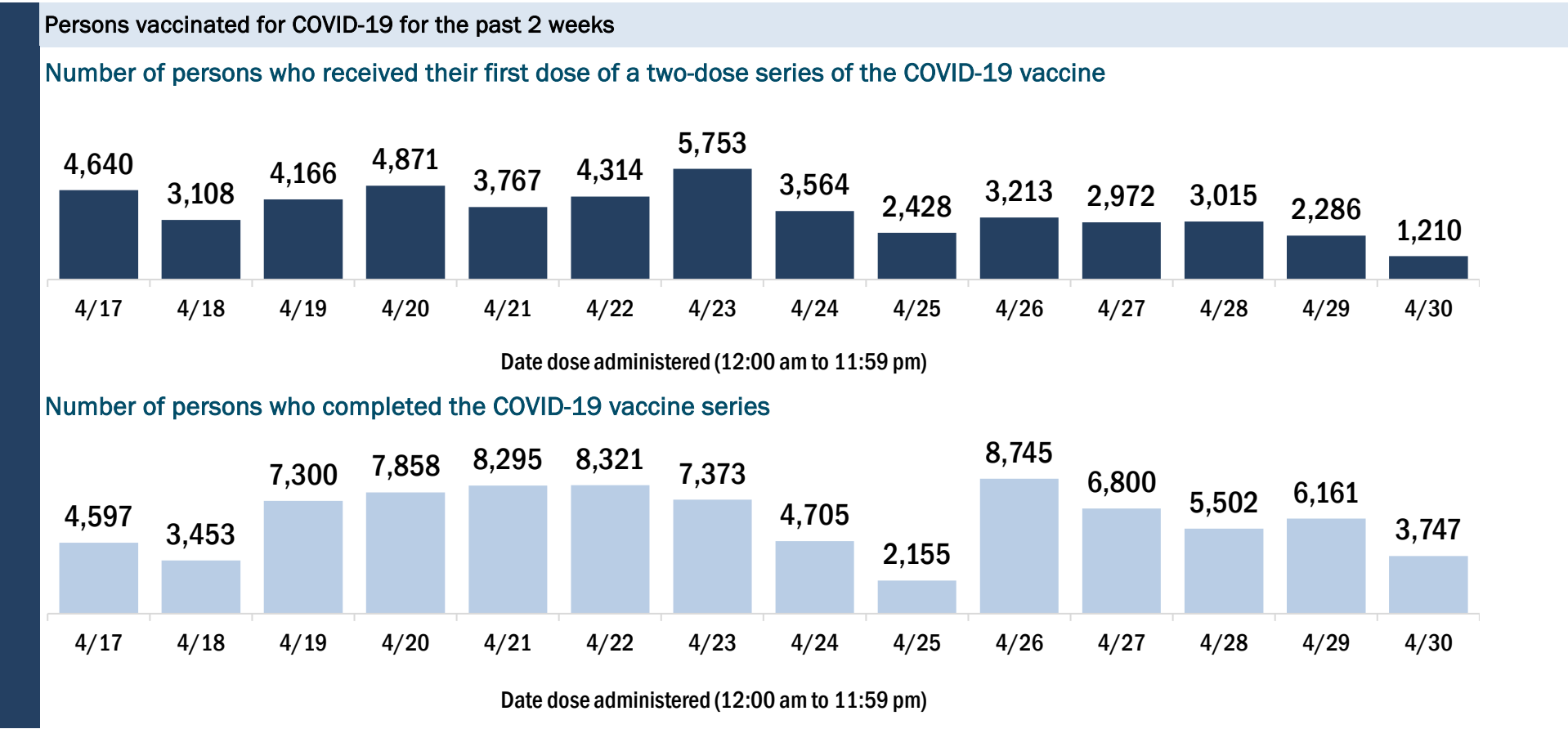
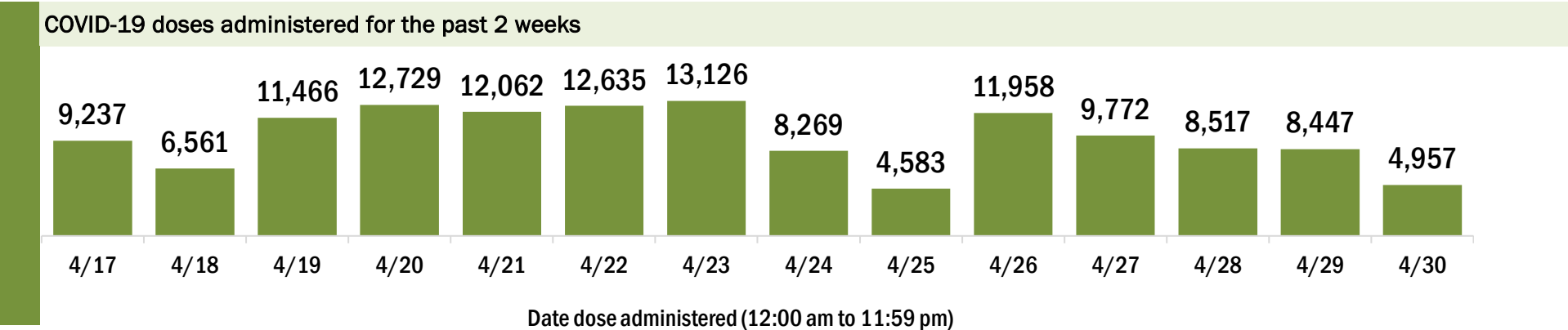
Data in this report are provisional and subject to change.

Data in this summary pertain to COVID-19 vaccines approved by the U.S. Food and Drug Administration and have been issued an Emergency Use Authorization (Janssen COVID-19 Vaccine, Moderna COVID-19 Vaccine and Pfizer-BioNTech COVID-19 Vaccine). These data summarize the number of people who have received either their first dose or have completed the series for a COVID-19 vaccine. **A person can only be counted in one category, first dose or series complete.** For persons receiving Moderna or Pfizer vaccines, once they receive their second dose, they are moved from the first dose column to the series completed column. **Because of this, the total first dose category may show a change from report to report not matching the total receiving their first dose from the previous day.** Persons receiving Johnson & Johnson vaccines will always be counted in the series completed column.

COVID-19 doses for vaccinated persons in Florida	
Doses administered	867,994
People receiving one dose of a 1-dose series (Johnson & Johnson) or receiving only one dose of a 2-dose series (Moderna, Pfizer) count once. Persons receiving both doses of a 2-dose series count twice.	

Current status of persons vaccinated for COVID-19 in Florida	
Total people vaccinated	546,571
First dose	175,137
Series completed	371,434
Completed 1-dose series	50,011
Completed 2-dose series	321,423
First dose: current number of people who have only received their first dose of the Moderna or Pfizer vaccine.	
Series complete: current number of people who have received both Moderna or Pfizer vaccine doses or one Johnson & Johnson dose and are considered fully immunized.	

Demographic summary	First dose	Series complete	Total people vaccinated
Age group	175,137	371,434	546,571
16-24 years	22,892	18,947	41,839
25-34 years	26,962	35,605	62,567
35-44 years	26,820	48,868	75,688
45-54 years	24,095	65,348	89,443
55-64 years	23,038	82,857	105,895
65-74 years	30,482	71,660	102,142
75-84 years	15,714	35,550	51,264
85+ years	5,134	12,599	17,733
Race	175,137	371,434	546,571
White	106,201	243,784	349,985
Black	11,948	24,992	36,940
American Indian/Alaskan	740	981	1,721
Other	25,036	50,006	75,042
Unknown	31,212	51,671	82,883
Other race includes Asian, native Hawaiian/Pacific Islander, or other.			
Ethnicity	175,137	371,434	546,571
Hispanic	25,758	39,449	65,207
Non-Hispanic	85,141	217,652	302,793
Unknown	64,238	114,333	178,571
Gender	175,137	371,434	546,571
Female	92,055	209,608	301,663
Male	82,735	161,583	244,318
Unknown	347	243	590



COVID-19: Holmes County vaccine summary

Vaccination data through Apr 30, 2021 as of May 1, 2021 at 12:05 AM

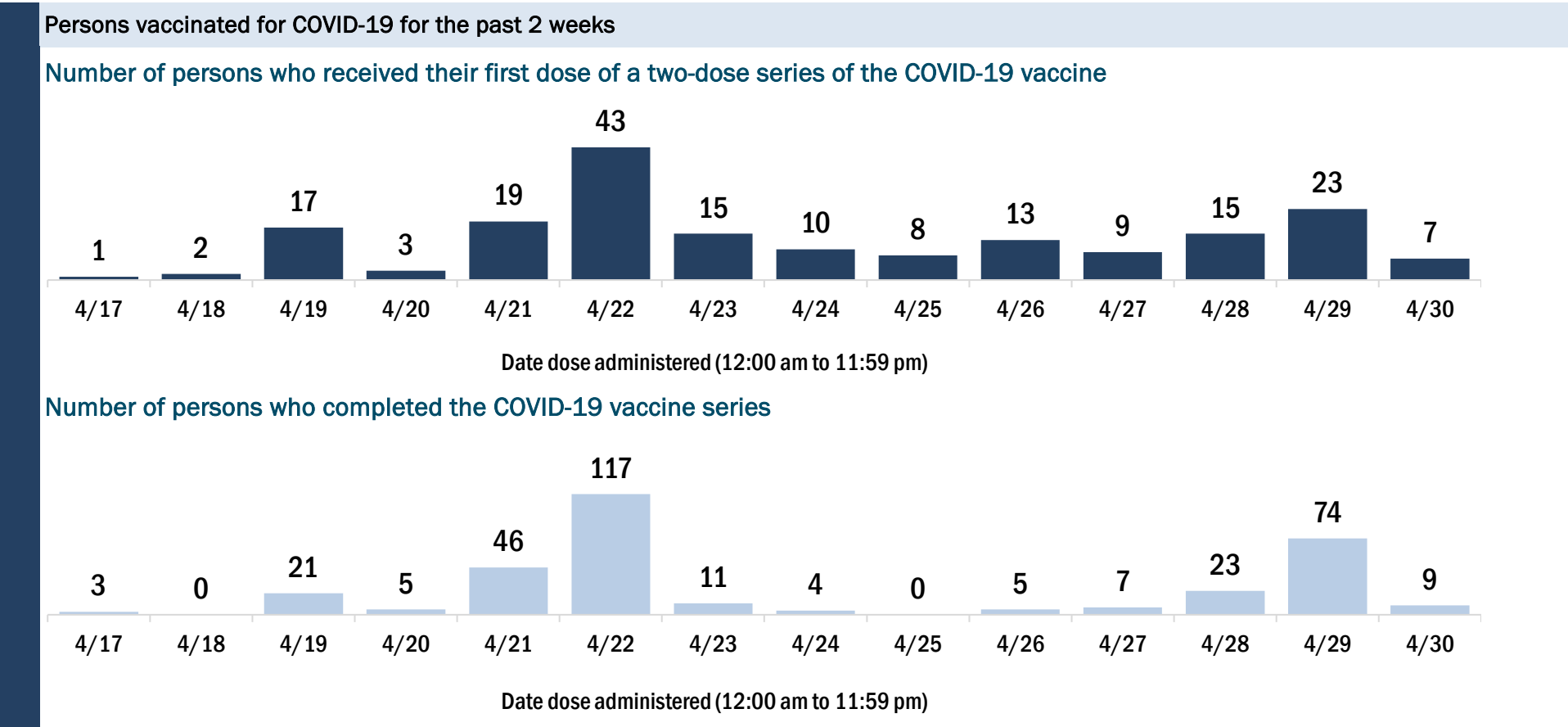
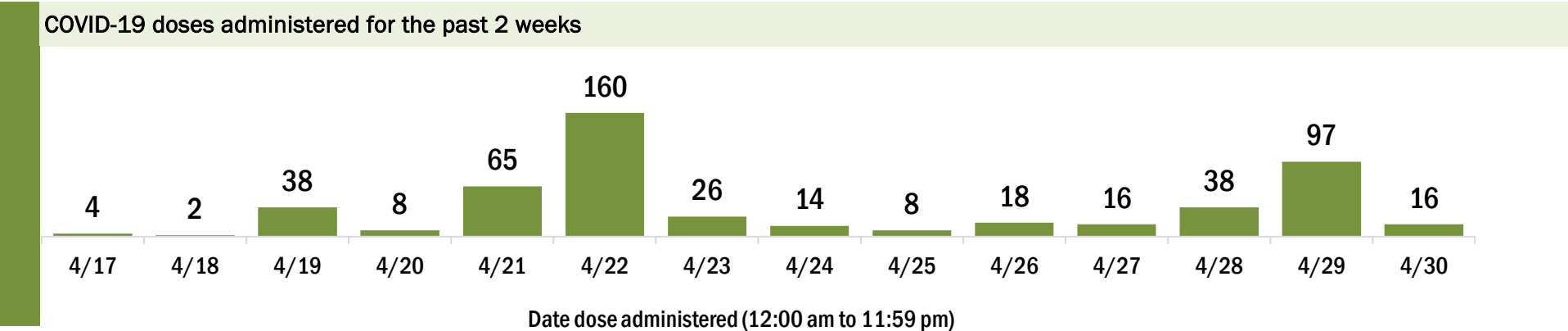
Data in this report are provisional and subject to change.

Data in this summary pertain to COVID-19 vaccines approved by the U.S. Food and Drug Administration and have been issued an Emergency Use Authorization (Janssen COVID-19 Vaccine, Moderna COVID-19 Vaccine and Pfizer-BioNTech COVID-19 Vaccine). These data summarize the number of people who have received either their first dose or have completed the series for a COVID-19 vaccine. **A person can only be counted in one category, first dose or series complete.** For persons receiving Moderna or Pfizer vaccines, once they receive their second dose, they are moved from the first dose column to the series completed column. **Because of this, the total first dose category may show a change from report to report not matching the total receiving their first dose from the previous day.** Persons receiving Johnson & Johnson vaccines will always be counted in the series completed column.

COVID-19 doses for vaccinated persons in Florida	
Doses administered	6,800
People receiving one dose of a 1-dose series (Johnson & Johnson) or receiving only one dose of a 2-dose series (Moderna, Pfizer) count once. Persons receiving both doses of a 2-dose series count twice.	

Current status of persons vaccinated for COVID-19 in Florida	
Total people vaccinated	4,125
First dose	1,137
Series completed	2,988
Completed 1-dose series	313
Completed 2-dose series	2,675
First dose: current number of people who have only received their first dose of the Moderna or Pfizer vaccine.	
Series complete: current number of people who have received both Moderna or Pfizer vaccine doses or one Johnson & Johnson dose and are considered fully immunized.	

Demographic summary	First dose	Series complete	Total people vaccinated
Age group	1,137	2,988	4,125
16-24 years	65	35	100
25-34 years	138	74	212
35-44 years	178	145	323
45-54 years	211	275	486
55-64 years	253	596	849
65-74 years	172	1,011	1,183
75-84 years	96	668	764
85+ years	24	184	208
Race	1,137	2,988	4,125
White	832	2,576	3,408
Black	183	95	278
American Indian/Alaskan	10	32	42
Other	70	173	243
Unknown	42	112	154
Other race includes Asian, native Hawaiian/Pacific Islander, or other.			
Ethnicity	1,137	2,988	4,125
Hispanic	56	26	82
Non-Hispanic	930	2,503	3,433
Unknown	151	459	610
Gender	1,137	2,988	4,125
Female	402	1,642	2,044
Male	735	1,346	2,081
Unknown	0	0	0



COVID-19: Indian River County vaccine summary

Vaccination data through Apr 30, 2021 as of May 1, 2021 at 12:05 AM

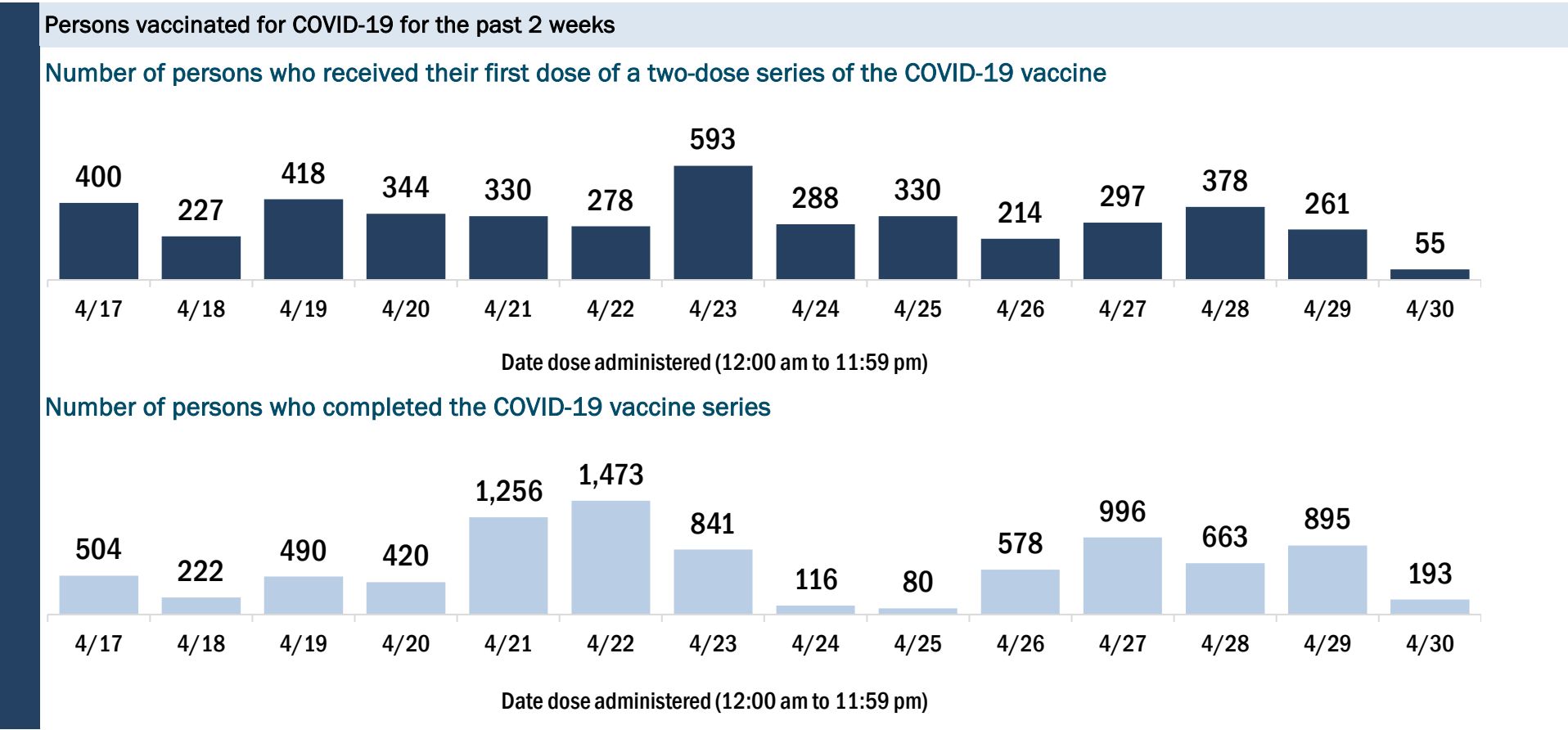
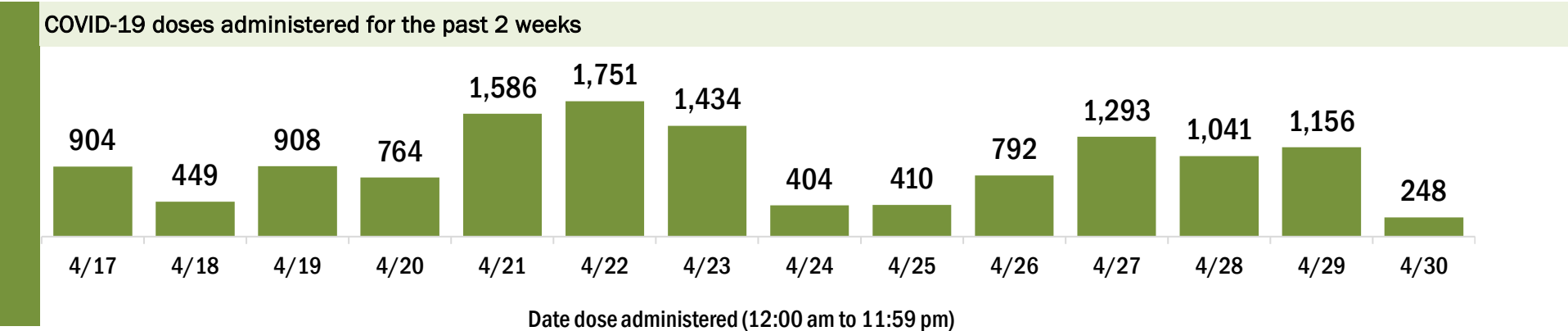
Data in this report are provisional and subject to change.

Data in this summary pertain to COVID-19 vaccines approved by the U.S. Food and Drug Administration and have been issued an Emergency Use Authorization (Janssen COVID-19 Vaccine, Moderna COVID-19 Vaccine and Pfizer-BioNTech COVID-19 Vaccine). These data summarize the number of people who have received either their first dose or have completed the series for a COVID-19 vaccine. **A person can only be counted in one category, first dose or series complete.** For persons receiving Moderna or Pfizer vaccines, once they receive their second dose, they are moved from the first dose column to the series completed column. **Because of this, the total first dose category may show a change from report to report not matching the total receiving their first dose from the previous day.** Persons receiving Johnson & Johnson vaccines will always be counted in the series completed column.

COVID-19 doses for vaccinated persons in Florida	
Doses administered	135,555
People receiving one dose of a 1-dose series (Johnson & Johnson) or receiving only one dose of a 2-dose series (Moderna, Pfizer) count once. Persons receiving both doses of a 2-dose series count twice.	

Current status of persons vaccinated for COVID-19 in Florida	
Total people vaccinated	80,951
First dose	24,317
Series completed	56,634
Completed 1-dose series	2,030
Completed 2-dose series	54,604
First dose: current number of people who have only received their first dose of the Moderna or Pfizer vaccine.	
Series complete: current number of people who have received both Moderna or Pfizer vaccine doses or one Johnson & Johnson dose and are considered fully immunized.	

Demographic summary	First dose	Series complete	Total people vaccinated
Age group	24,317	56,634	80,951
16-24 years	1,587	748	2,335
25-34 years	1,812	1,421	3,233
35-44 years	2,121	2,121	4,242
45-54 years	2,810	4,270	7,080
55-64 years	4,593	10,732	15,325
65-74 years	5,500	20,445	25,945
75-84 years	4,106	12,664	16,770
85+ years	1,788	4,233	6,021
Race	24,317	56,634	80,951
White	17,642	42,055	59,697
Black	1,255	1,665	2,920
American Indian/Alaskan	154	289	443
Other	1,849	3,788	5,637
Unknown	3,417	8,837	12,254
Other race includes Asian, native Hawaiian/Pacific Islander, or other.			
Ethnicity	24,317	56,634	80,951
Hispanic	2,313	2,020	4,333
Non-Hispanic	12,409	35,635	48,044
Unknown	9,595	18,979	28,574
Gender	24,317	56,634	80,951
Female	12,759	31,870	44,629
Male	11,528	24,729	36,257
Unknown	30	35	65



COVID-19: Jackson County vaccine summary

Vaccination data through Apr 30, 2021 as of May 1, 2021 at 12:05 AM

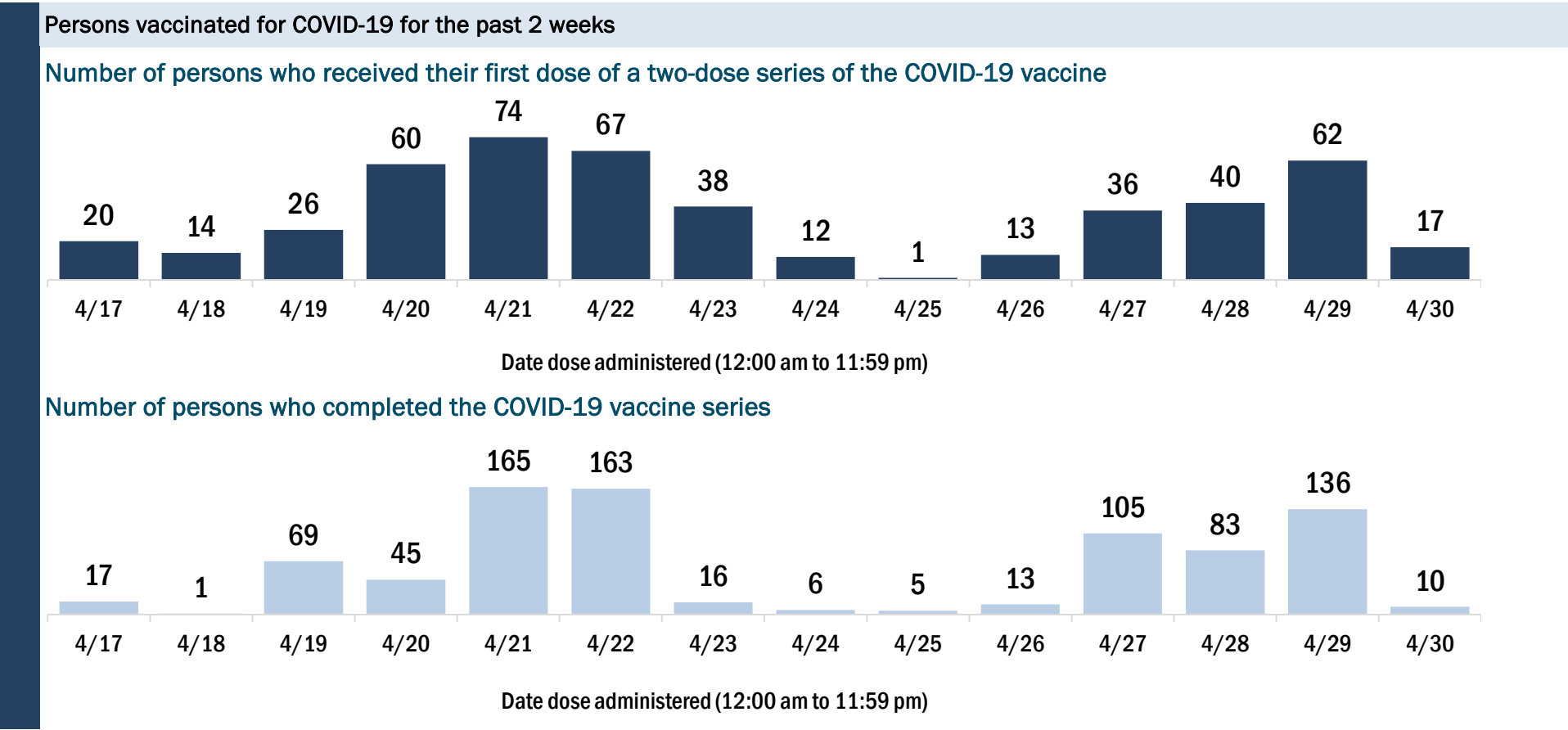
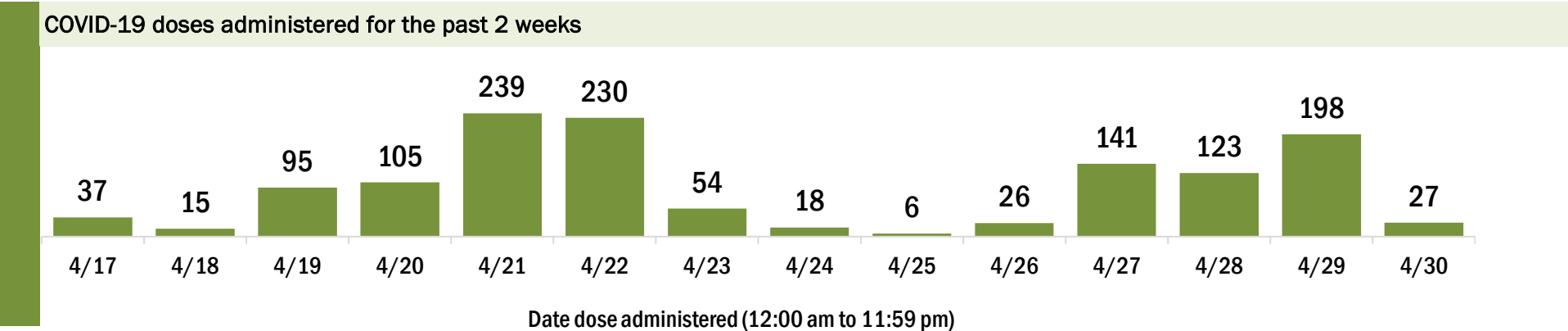
Data in this report are provisional and subject to change.

Data in this summary pertain to COVID-19 vaccines approved by the U.S. Food and Drug Administration and have been issued an Emergency Use Authorization (Janssen COVID-19 Vaccine, Moderna COVID-19 Vaccine and Pfizer-BioNTech COVID-19 Vaccine). These data summarize the number of people who have received either their first dose or have completed the series for a COVID-19 vaccine. **A person can only be counted in one category, first dose or series complete.** For persons receiving Moderna or Pfizer vaccines, once they receive their second dose, they are moved from the first dose column to the series completed column. **Because of this, the total first dose category may show a change from report to report not matching the total receiving their first dose from the previous day.** Persons receiving Johnson & Johnson vaccines will always be counted in the series completed column.

COVID-19 doses for vaccinated persons in Florida	
Doses administered	21,727
People receiving one dose of a 1-dose series (Johnson & Johnson) or receiving only one dose of a 2-dose series (Moderna, Pfizer) count once. Persons receiving both doses of a 2-dose series count twice.	

Current status of persons vaccinated for COVID-19 in Florida	
Total people vaccinated	13,309
First dose	4,061
Series completed	9,248
Completed 1-dose series	830
Completed 2-dose series	8,418
First dose: current number of people who have only received their first dose of the Moderna or Pfizer vaccine.	
Series complete: current number of people who have received both Moderna or Pfizer vaccine doses or one Johnson & Johnson dose and are considered fully immunized.	

Demographic summary	First dose	Series complete	Total people vaccinated
Age group	4,061	9,248	13,309
16-24 years	213	121	334
25-34 years	504	291	795
35-44 years	676	500	1,176
45-54 years	827	922	1,749
55-64 years	755	2,035	2,790
65-74 years	606	2,995	3,601
75-84 years	347	1,793	2,140
85+ years	133	591	724
Race	4,061	9,248	13,309
White	2,391	6,481	8,872
Black	1,137	1,831	2,968
American Indian/Alaskan	22	45	67
Other	204	403	607
Unknown	307	488	795
Other race includes Asian, native Hawaiian/Pacific Islander, or other.			
Ethnicity	4,061	9,248	13,309
Hispanic	242	132	374
Non-Hispanic	2,414	6,907	9,321
Unknown	1,405	2,209	3,614
Gender	4,061	9,248	13,309
Female	1,404	5,274	6,678
Male	2,656	3,974	6,630
Unknown	1	0	1



COVID-19: Jefferson County vaccine summary

Vaccination data through Apr 30, 2021 as of May 1, 2021 at 12:05 AM

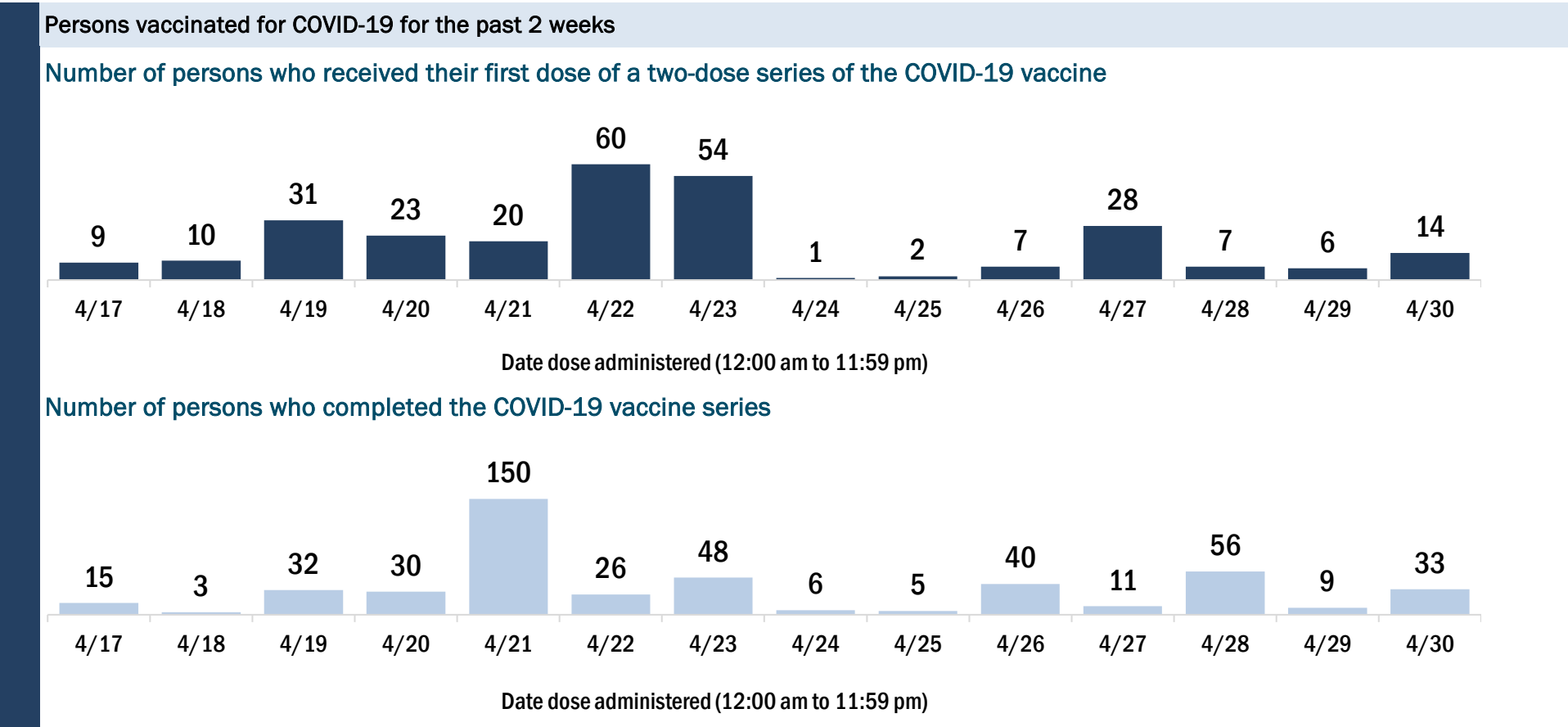
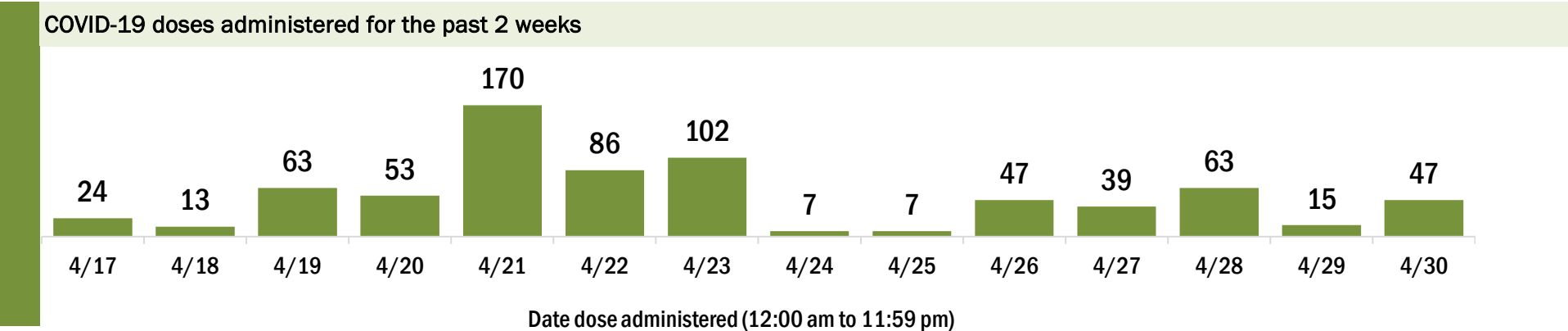
Data in this report are provisional and subject to change.

Data in this summary pertain to COVID-19 vaccines approved by the U.S. Food and Drug Administration and have been issued an Emergency Use Authorization (Janssen COVID-19 Vaccine, Moderna COVID-19 Vaccine and Pfizer-BioNTech COVID-19 Vaccine). These data summarize the number of people who have received either their first dose or have completed the series for a COVID-19 vaccine. **A person can only be counted in one category, first dose or series complete.** For persons receiving Moderna or Pfizer vaccines, once they receive their second dose, they are moved from the first dose column to the series completed column. **Because of this, the total first dose category may show a change from report to report not matching the total receiving their first dose from the previous day.** Persons receiving Johnson & Johnson vaccines will always be counted in the series completed column.

COVID-19 doses for vaccinated persons in Florida	
Doses administered	8,596
People receiving one dose of a 1-dose series (Johnson & Johnson) or receiving only one dose of a 2-dose series (Moderna, Pfizer) count once. Persons receiving both doses of a 2-dose series count twice.	

Current status of persons vaccinated for COVID-19 in Florida	
Total people vaccinated	5,028
First dose	1,191
Series completed	3,837
Completed 1-dose series	269
Completed 2-dose series	3,568
First dose: current number of people who have only received their first dose of the Moderna or Pfizer vaccine.	
Series complete: current number of people who have received both Moderna or Pfizer vaccine doses or one Johnson & Johnson dose and are considered fully immunized.	

Demographic summary	First dose	Series complete	Total people vaccinated
Age group	1,191	3,837	5,028
16-24 years	84	57	141
25-34 years	122	115	237
35-44 years	192	174	366
45-54 years	263	421	684
55-64 years	309	916	1,225
65-74 years	139	1,319	1,458
75-84 years	58	655	713
85+ years	24	180	204
Race	1,191	3,837	5,028
White	658	2,133	2,791
Black	372	865	1,237
American Indian/Alaskan	2	7	9
Other	96	556	652
Unknown	63	276	339
Other race includes Asian, native Hawaiian/Pacific Islander, or other.			
Ethnicity	1,191	3,837	5,028
Hispanic	38	73	111
Non-Hispanic	951	2,332	3,283
Unknown	202	1,432	1,634
Gender	1,191	3,837	5,028
Female	445	2,242	2,687
Male	746	1,595	2,341
Unknown	0	0	0



COVID-19: Lafayette County vaccine summary

Vaccination data through Apr 30, 2021 as of May 1, 2021 at 12:05 AM

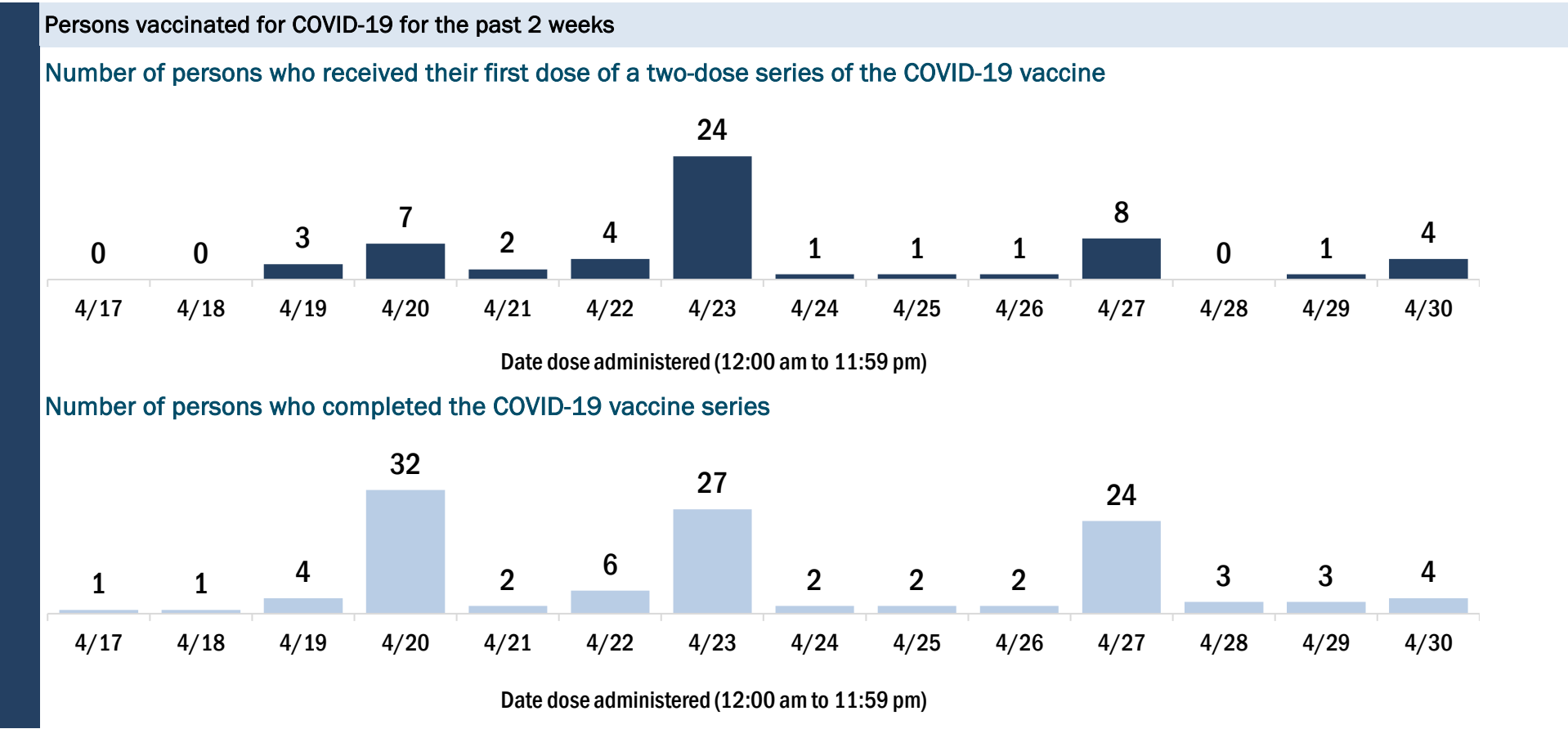
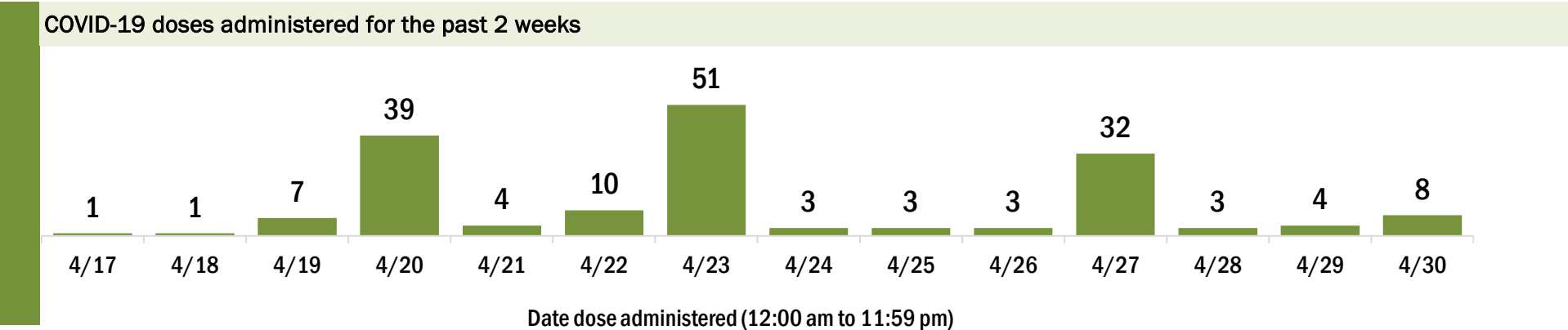
Data in this report are provisional and subject to change.

Data in this summary pertain to COVID-19 vaccines approved by the U.S. Food and Drug Administration and have been issued an Emergency Use Authorization (Janssen COVID-19 Vaccine, Moderna COVID-19 Vaccine and Pfizer-BioNTech COVID-19 Vaccine). These data summarize the number of people who have received either their first dose or have completed the series for a COVID-19 vaccine. **A person can only be counted in one category, first dose or series complete.** For persons receiving Moderna or Pfizer vaccines, once they receive their second dose, they are moved from the first dose column to the series completed column. **Because of this, the total first dose category may show a change from report to report not matching the total receiving their first dose from the previous day.** Persons receiving Johnson & Johnson vaccines will always be counted in the series completed column.

COVID-19 doses for vaccinated persons in Florida	
Doses administered	3,467
People receiving one dose of a 1-dose series (Johnson & Johnson) or receiving only one dose of a 2-dose series (Moderna, Pfizer) count once. Persons receiving both doses of a 2-dose series count twice.	

Current status of persons vaccinated for COVID-19 in Florida	
Total people vaccinated	2,101
First dose	705
Series completed	1,396
Completed 1-dose series	30
Completed 2-dose series	1,366
First dose: current number of people who have only received their first dose of the Moderna or Pfizer vaccine.	
Series complete: current number of people who have received both Moderna or Pfizer vaccine doses or one Johnson & Johnson dose and are considered fully immunized.	

Demographic summary	First dose	Series complete	Total people vaccinated
Age group	705	1,396	2,101
16-24 years	28	5	33
25-34 years	90	14	104
35-44 years	129	37	166
45-54 years	143	100	243
55-64 years	118	185	303
65-74 years	115	614	729
75-84 years	56	341	397
85+ years	26	100	126
Race	705	1,396	2,101
White	448	1,187	1,635
Black	145	47	192
American Indian/Alaskan	3	6	9
Other	52	80	132
Unknown	57	76	133
Other race includes Asian, native Hawaiian/Pacific Islander, or other.			
Ethnicity	705	1,396	2,101
Hispanic	60	47	107
Non-Hispanic	247	1,111	1,358
Unknown	398	238	636
Gender	705	1,396	2,101
Female	195	723	918
Male	509	673	1,182
Unknown	1	0	1



COVID-19: Lake County vaccine summary

Vaccination data through Apr 30, 2021 as of May 1, 2021 at 12:05 AM

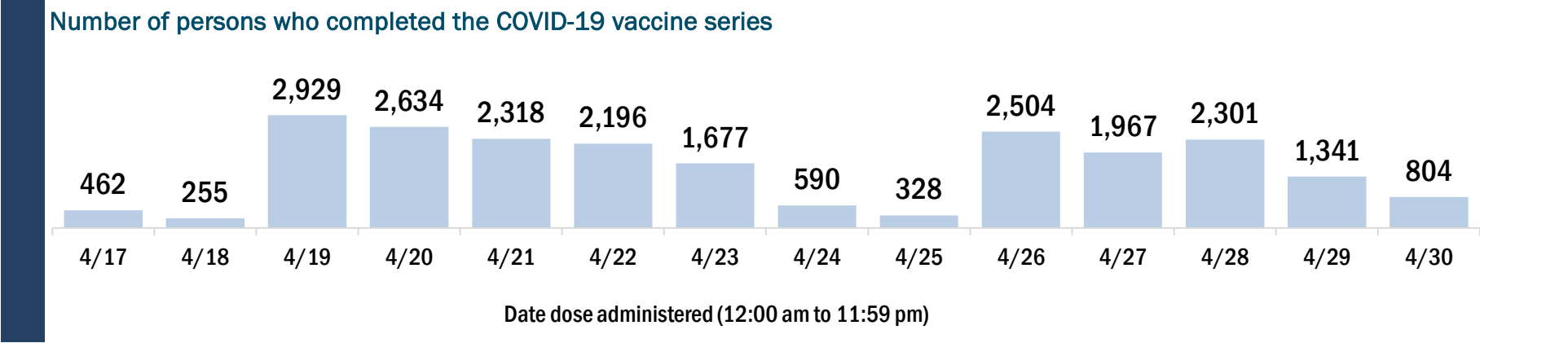
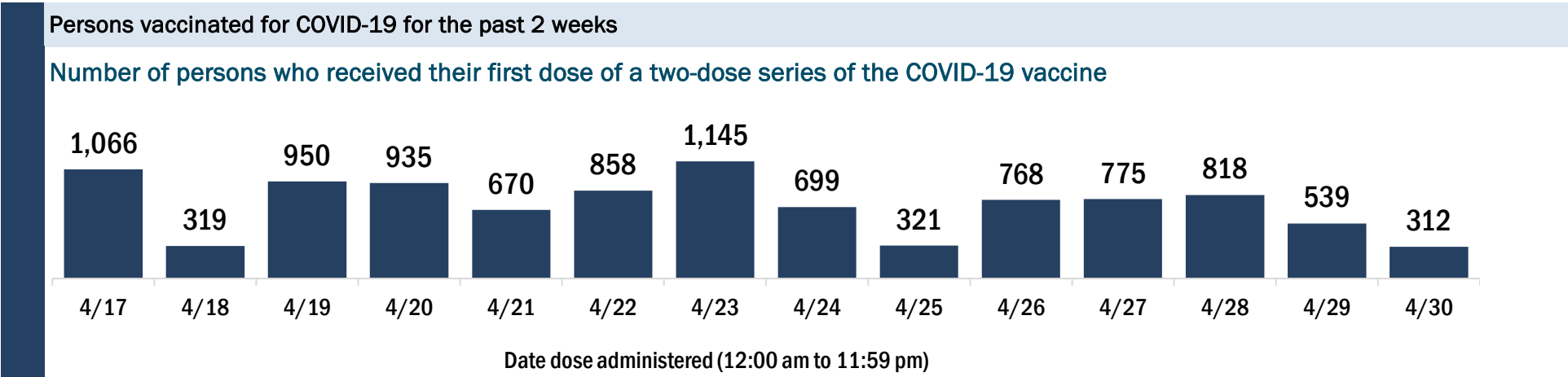
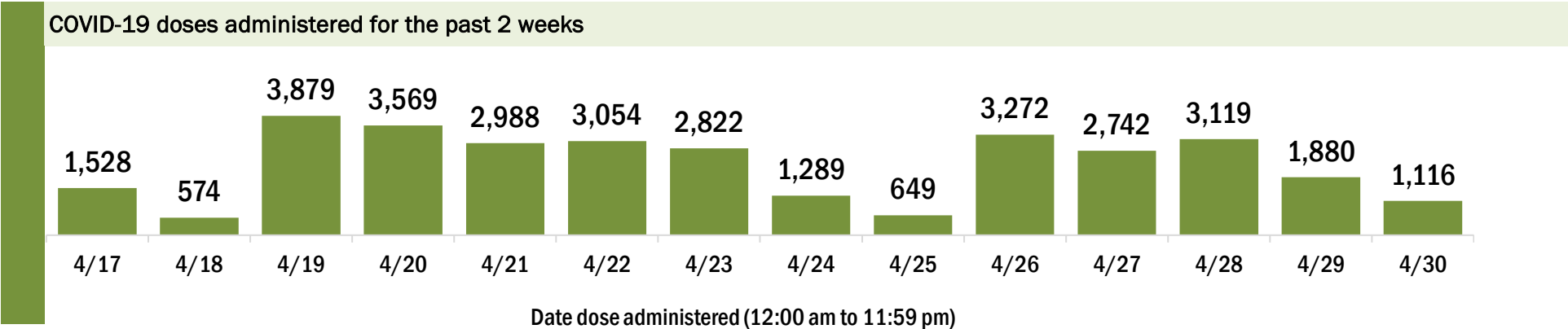
Data in this report are provisional and subject to change.

Data in this summary pertain to COVID-19 vaccines approved by the U.S. Food and Drug Administration and have been issued an Emergency Use Authorization (Janssen COVID-19 Vaccine, Moderna COVID-19 Vaccine and Pfizer-BioNTech COVID-19 Vaccine). These data summarize the number of people who have received either their first dose or have completed the series for a COVID-19 vaccine. **A person can only be counted in one category, first dose or series complete.** For persons receiving Moderna or Pfizer vaccines, once they receive their second dose, they are moved from the first dose column to the series completed column. **Because of this, the total first dose category may show a change from report to report not matching the total receiving their first dose from the previous day.** Persons receiving Johnson & Johnson vaccines will always be counted in the series completed column.

COVID-19 doses for vaccinated persons in Florida	
Doses administered	285,965
People receiving one dose of a 1-dose series (Johnson & Johnson) or receiving only one dose of a 2-dose series (Moderna, Pfizer) count once. Persons receiving both doses of a 2-dose series count twice.	

Current status of persons vaccinated for COVID-19 in Florida	
Total people vaccinated	164,620
First dose	37,021
Series completed	127,599
Completed 1-dose series	6,254
Completed 2-dose series	121,345
First dose: current number of people who have only received their first dose of the Moderna or Pfizer vaccine.	
Series complete: current number of people who have received both Moderna or Pfizer vaccine doses or one Johnson & Johnson dose and are considered fully immunized.	

Demographic summary	First dose	Series complete	Total people vaccinated
Age group	37,021	127,599	164,620
16-24 years	3,958	3,461	7,419
25-34 years	4,642	4,821	9,463
35-44 years	5,141	7,735	12,876
45-54 years	5,516	12,480	17,996
55-64 years	6,637	22,788	29,425
65-74 years	5,587	40,435	46,022
75-84 years	3,952	27,784	31,736
85+ years	1,588	8,095	9,683
Race	37,021	127,599	164,620
White	23,119	95,314	118,433
Black	2,494	6,445	8,939
American Indian/Alaskan	229	675	904
Other	4,279	11,067	15,346
Unknown	6,900	14,098	20,998
Other race includes Asian, native Hawaiian/Pacific Islander, or other.			
Ethnicity	37,021	127,599	164,620
Hispanic	5,098	8,658	13,756
Non-Hispanic	17,065	75,028	92,093
Unknown	14,858	43,913	58,771
Gender	37,021	127,599	164,620
Female	19,754	71,951	91,705
Male	17,138	55,534	72,672
Unknown	129	114	243



COVID-19: Lee County vaccine summary

Vaccination data through Apr 30, 2021 as of May 1, 2021 at 12:05 AM

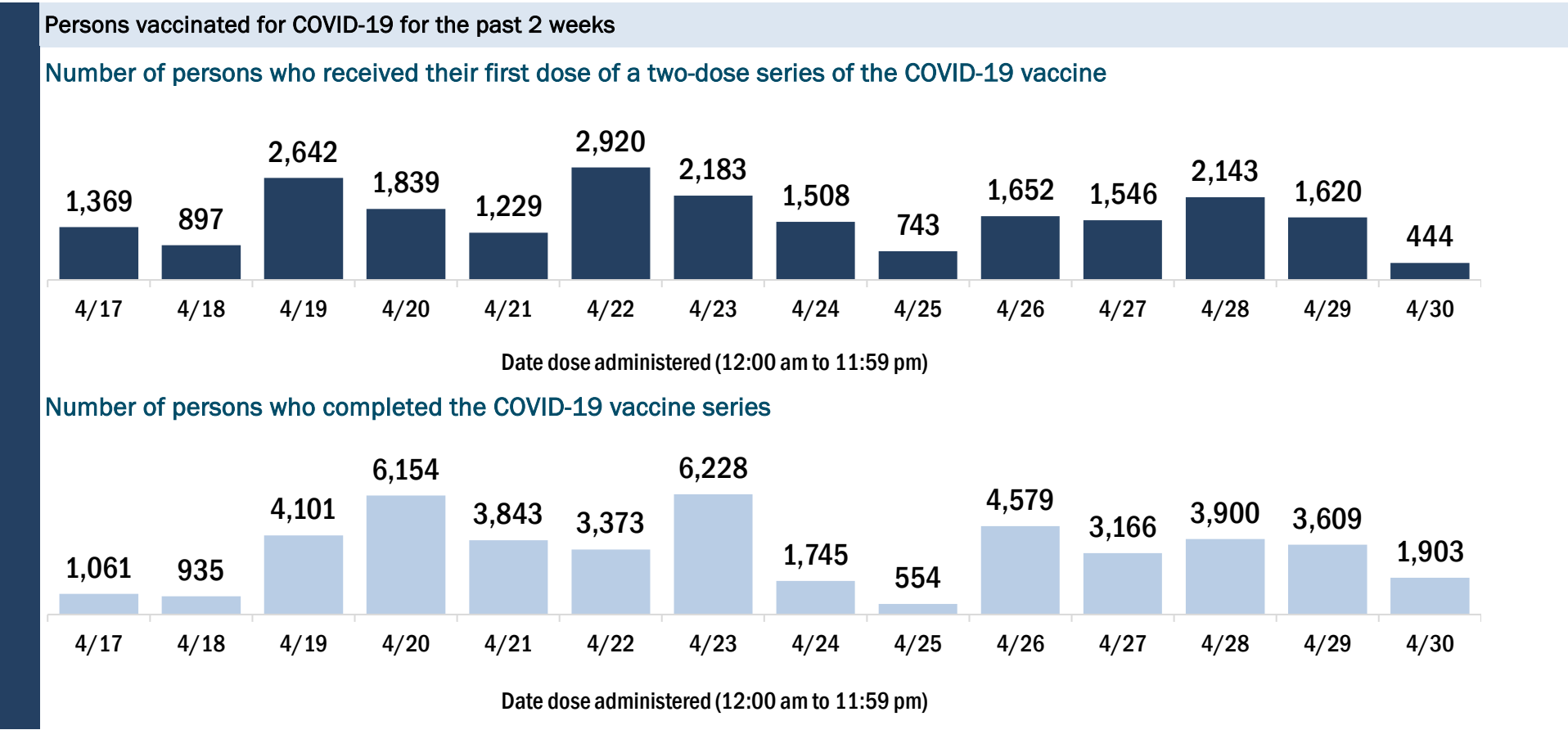
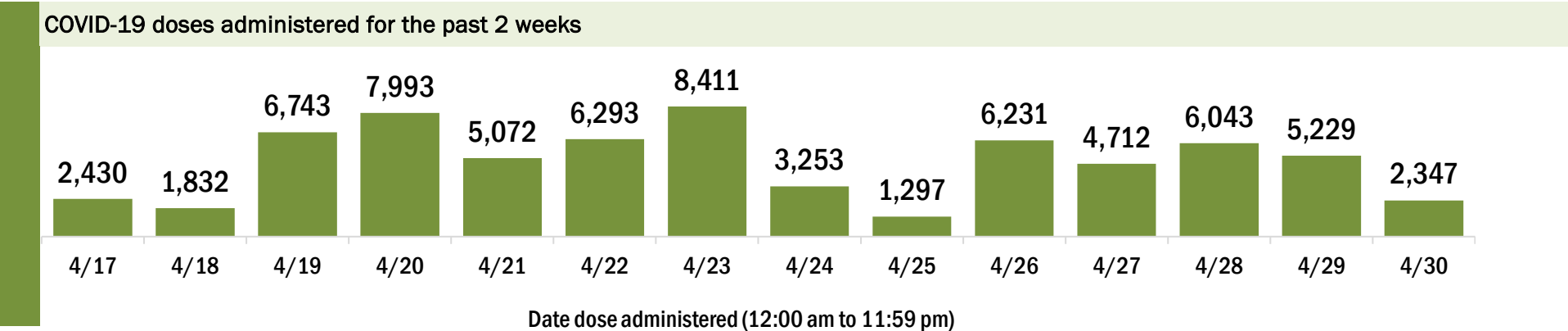
Data in this report are provisional and subject to change.

Data in this summary pertain to COVID-19 vaccines approved by the U.S. Food and Drug Administration and have been issued an Emergency Use Authorization (Janssen COVID-19 Vaccine, Moderna COVID-19 Vaccine and Pfizer-BioNTech COVID-19 Vaccine). These data summarize the number of people who have received either their first dose or have completed the series for a COVID-19 vaccine. **A person can only be counted in one category, first dose or series complete.** For persons receiving Moderna or Pfizer vaccines, once they receive their second dose, they are moved from the first dose column to the series completed column. **Because of this, the total first dose category may show a change from report to report not matching the total receiving their first dose from the previous day.** Persons receiving Johnson & Johnson vaccines will always be counted in the series completed column.

COVID-19 doses for vaccinated persons in Florida	
Doses administered	545,476
People receiving one dose of a 1-dose series (Johnson & Johnson) or receiving only one dose of a 2-dose series (Moderna, Pfizer) count once. Persons receiving both doses of a 2-dose series count twice.	

Current status of persons vaccinated for COVID-19 in Florida	
Total people vaccinated	323,849
First dose	89,622
Series completed	234,227
Completed 1-dose series	12,600
Completed 2-dose series	221,627
First dose: current number of people who have only received their first dose of the Moderna or Pfizer vaccine.	
Series complete: current number of people who have received both Moderna or Pfizer vaccine doses or one Johnson & Johnson dose and are considered fully immunized.	

Demographic summary	First dose	Series complete	Total people vaccinated
Age group	89,622	234,227	323,849
16-24 years	7,712	2,639	10,351
25-34 years	10,102	5,813	15,915
35-44 years	12,503	9,376	21,879
45-54 years	14,646	17,680	32,326
55-64 years	18,728	43,052	61,780
65-74 years	14,437	88,443	102,880
75-84 years	8,543	53,065	61,608
85+ years	2,951	14,159	17,110
Race	89,622	234,227	323,849
White	61,624	168,669	230,293
Black	3,719	5,321	9,040
American Indian/Alaskan	388	773	1,161
Other	8,173	15,001	23,174
Unknown	15,718	44,463	60,181
Other race includes Asian, native Hawaiian/Pacific Islander, or other.			
Ethnicity	89,622	234,227	323,849
Hispanic	16,004	14,402	30,406
Non-Hispanic	44,552	135,850	180,402
Unknown	29,066	83,975	113,041
Gender	89,622	234,227	323,849
Female	47,188	130,915	178,103
Male	42,227	102,888	145,115
Unknown	207	424	631



COVID-19: Leon County vaccine summary

Vaccination data through Apr 30, 2021 as of May 1, 2021 at 12:05 AM

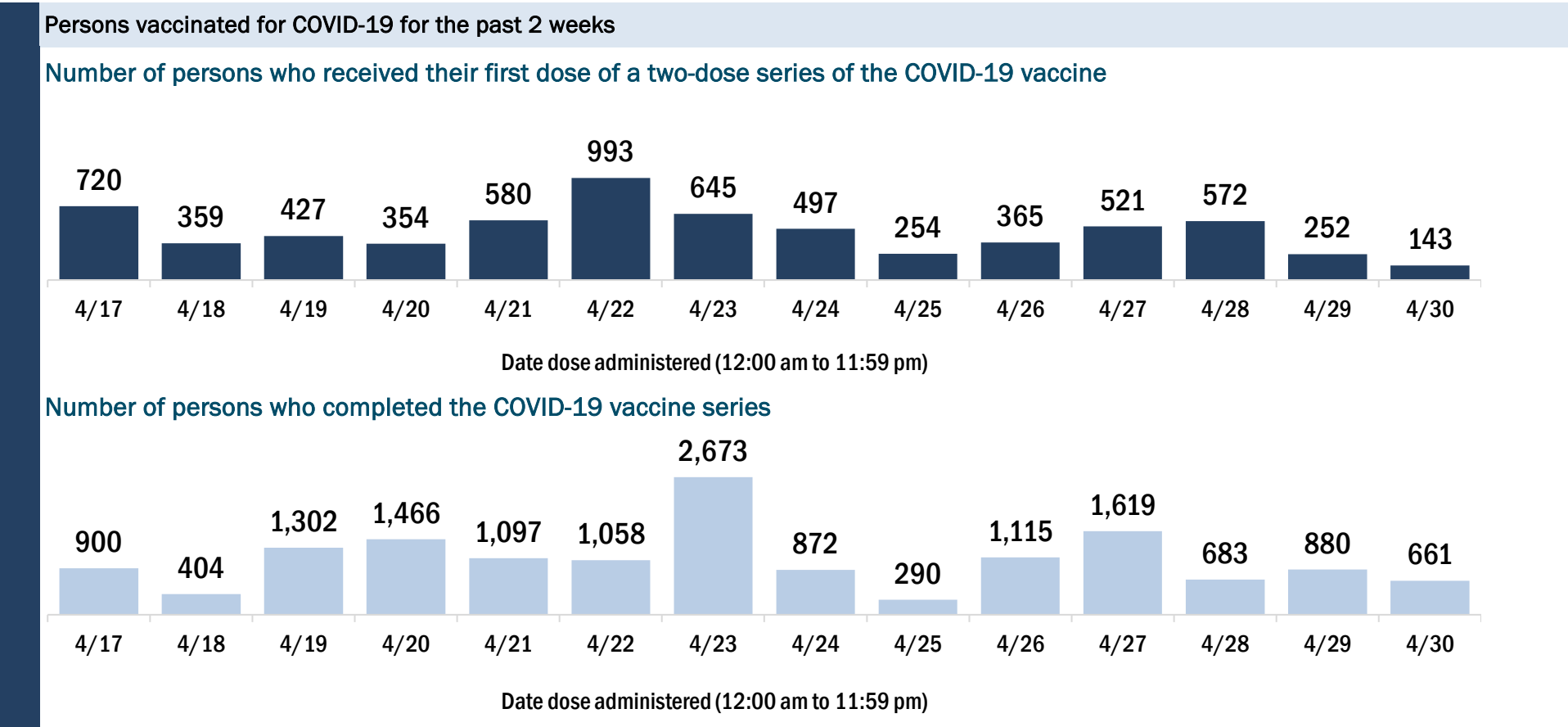
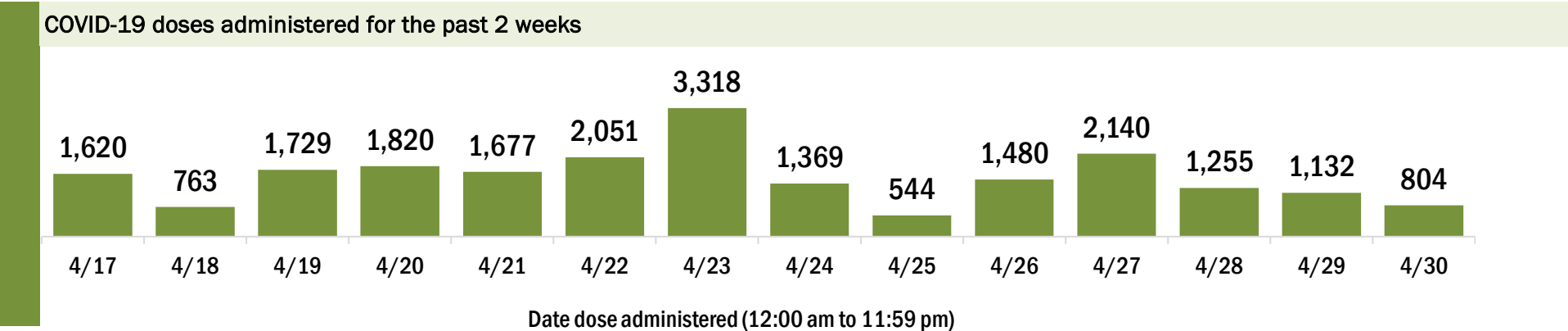
Data in this report are provisional and subject to change.

Data in this summary pertain to COVID-19 vaccines approved by the U.S. Food and Drug Administration and have been issued an Emergency Use Authorization (Janssen COVID-19 Vaccine, Moderna COVID-19 Vaccine and Pfizer-BioNTech COVID-19 Vaccine). These data summarize the number of people who have received either their first dose or have completed the series for a COVID-19 vaccine. **A person can only be counted in one category, first dose or series complete.** For persons receiving Moderna or Pfizer vaccines, once they receive their second dose, they are moved from the first dose column to the series completed column. **Because of this, the total first dose category may show a change from report to report not matching the total receiving their first dose from the previous day.** Persons receiving Johnson & Johnson vaccines will always be counted in the series completed column.

COVID-19 doses for vaccinated persons in Florida	
Doses administered	192,270
People receiving one dose of a 1-dose series (Johnson & Johnson) or receiving only one dose of a 2-dose series (Moderna, Pfizer) count once. Persons receiving both doses of a 2-dose series count twice.	

Current status of persons vaccinated for COVID-19 in Florida	
Total people vaccinated	112,751
First dose	28,781
Series completed	83,970
Completed 1-dose series	4,451
Completed 2-dose series	79,519
First dose: current number of people who have only received their first dose of the Moderna or Pfizer vaccine.	
Series complete: current number of people who have received both Moderna or Pfizer vaccine doses or one Johnson & Johnson dose and are considered fully immunized.	

Demographic summary	First dose	Series complete	Total people vaccinated
Age group	28,781	83,970	112,751
16-24 years	6,930	5,619	12,549
25-34 years	6,344	7,654	13,998
35-44 years	5,047	9,408	14,455
45-54 years	3,439	12,379	15,818
55-64 years	3,100	17,681	20,781
65-74 years	2,179	19,473	21,652
75-84 years	1,104	8,791	9,895
85+ years	638	2,965	3,603
Race	28,781	83,970	112,751
White	16,259	49,560	65,819
Black	4,550	11,740	16,290
American Indian/Alaskan	110	257	367
Other	3,831	14,909	18,740
Unknown	4,031	7,504	11,535
Other race includes Asian, native Hawaiian/Pacific Islander, or other.			
Ethnicity	28,781	83,970	112,751
Hispanic	2,060	3,698	5,758
Non-Hispanic	18,987	61,042	80,029
Unknown	7,734	19,230	26,964
Gender	28,781	83,970	112,751
Female	15,433	48,503	63,936
Male	13,302	35,429	48,731
Unknown	46	38	84



COVID-19: Levy County vaccine summary

Vaccination data through Apr 30, 2021 as of May 1, 2021 at 12:05 AM

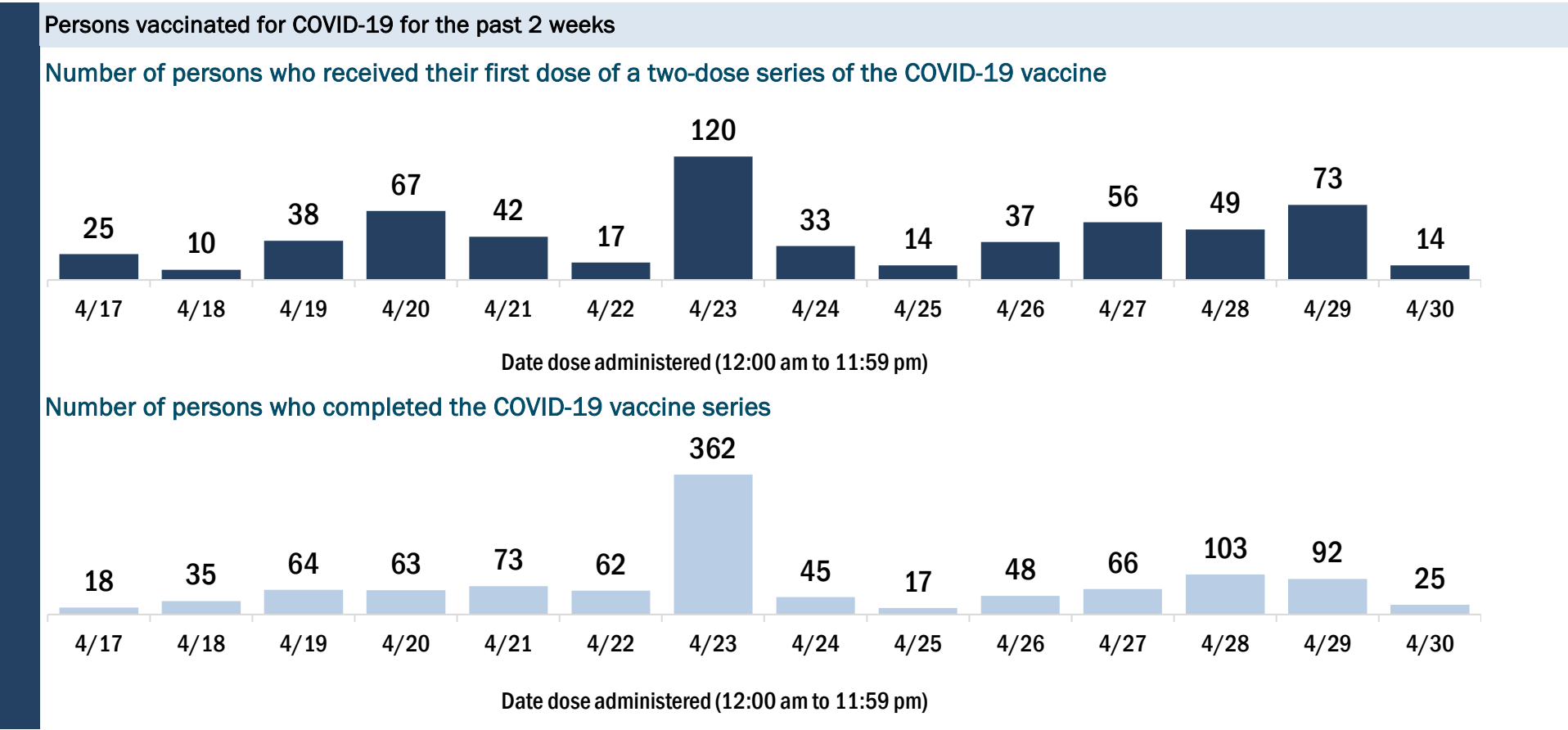
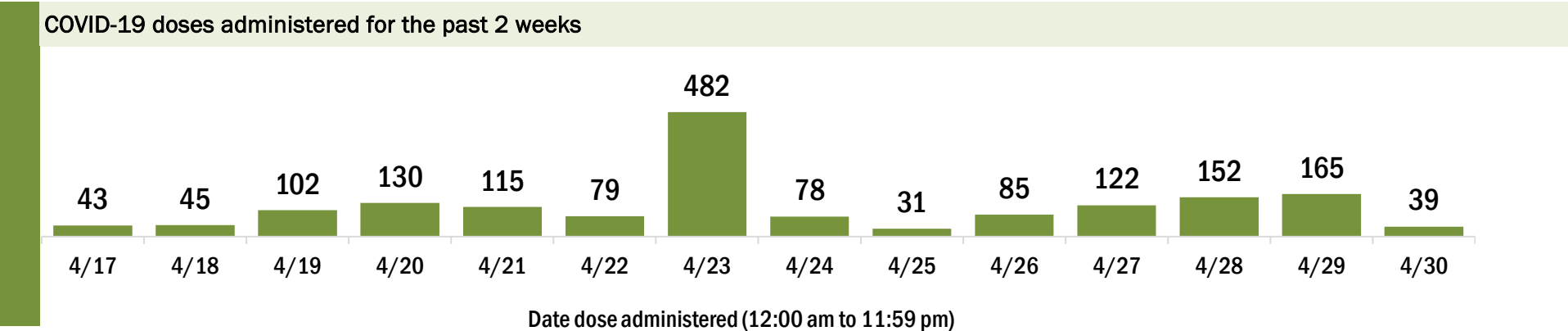
Data in this report are provisional and subject to change.

Data in this summary pertain to COVID-19 vaccines approved by the U.S. Food and Drug Administration and have been issued an Emergency Use Authorization (Janssen COVID-19 Vaccine, Moderna COVID-19 Vaccine and Pfizer-BioNTech COVID-19 Vaccine). These data summarize the number of people who have received either their first dose or have completed the series for a COVID-19 vaccine. **A person can only be counted in one category, first dose or series complete.** For persons receiving Moderna or Pfizer vaccines, once they receive their second dose, they are moved from the first dose column to the series completed column. **Because of this, the total first dose category may show a change from report to report not matching the total receiving their first dose from the previous day.** Persons receiving Johnson & Johnson vaccines will always be counted in the series completed column.

COVID-19 doses for vaccinated persons in Florida	
Doses administered	18,571
People receiving one dose of a 1-dose series (Johnson & Johnson) or receiving only one dose of a 2-dose series (Moderna, Pfizer) count once. Persons receiving both doses of a 2-dose series count twice.	

Current status of persons vaccinated for COVID-19 in Florida	
Total people vaccinated	11,035
First dose	2,459
Series completed	8,576
Completed 1-dose series	1,040
Completed 2-dose series	7,536
First dose: current number of people who have only received their first dose of the Moderna or Pfizer vaccine.	
Series complete: current number of people who have received both Moderna or Pfizer vaccine doses or one Johnson & Johnson dose and are considered fully immunized.	

Demographic summary	First dose	Series complete	Total people vaccinated
Age group	2,459	8,576	11,035
16-24 years	146	109	255
25-34 years	212	240	452
35-44 years	276	319	595
45-54 years	378	668	1,046
55-64 years	643	1,796	2,439
65-74 years	489	3,290	3,779
75-84 years	244	1,734	1,978
85+ years	71	420	491
Race	2,459	8,576	11,035
White	1,817	6,763	8,580
Black	233	546	779
American Indian/Alaskan	11	51	62
Other	175	478	653
Unknown	223	738	961
Other race includes Asian, native Hawaiian/Pacific Islander, or other.			
Ethnicity	2,459	8,576	11,035
Hispanic	223	335	558
Non-Hispanic	1,618	6,279	7,897
Unknown	618	1,962	2,580
Gender	2,459	8,576	11,035
Female	1,342	4,903	6,245
Male	1,114	3,673	4,787
Unknown	3	0	3



COVID-19: Liberty County vaccine summary

Vaccination data through Apr 30, 2021 as of May 1, 2021 at 12:05 AM

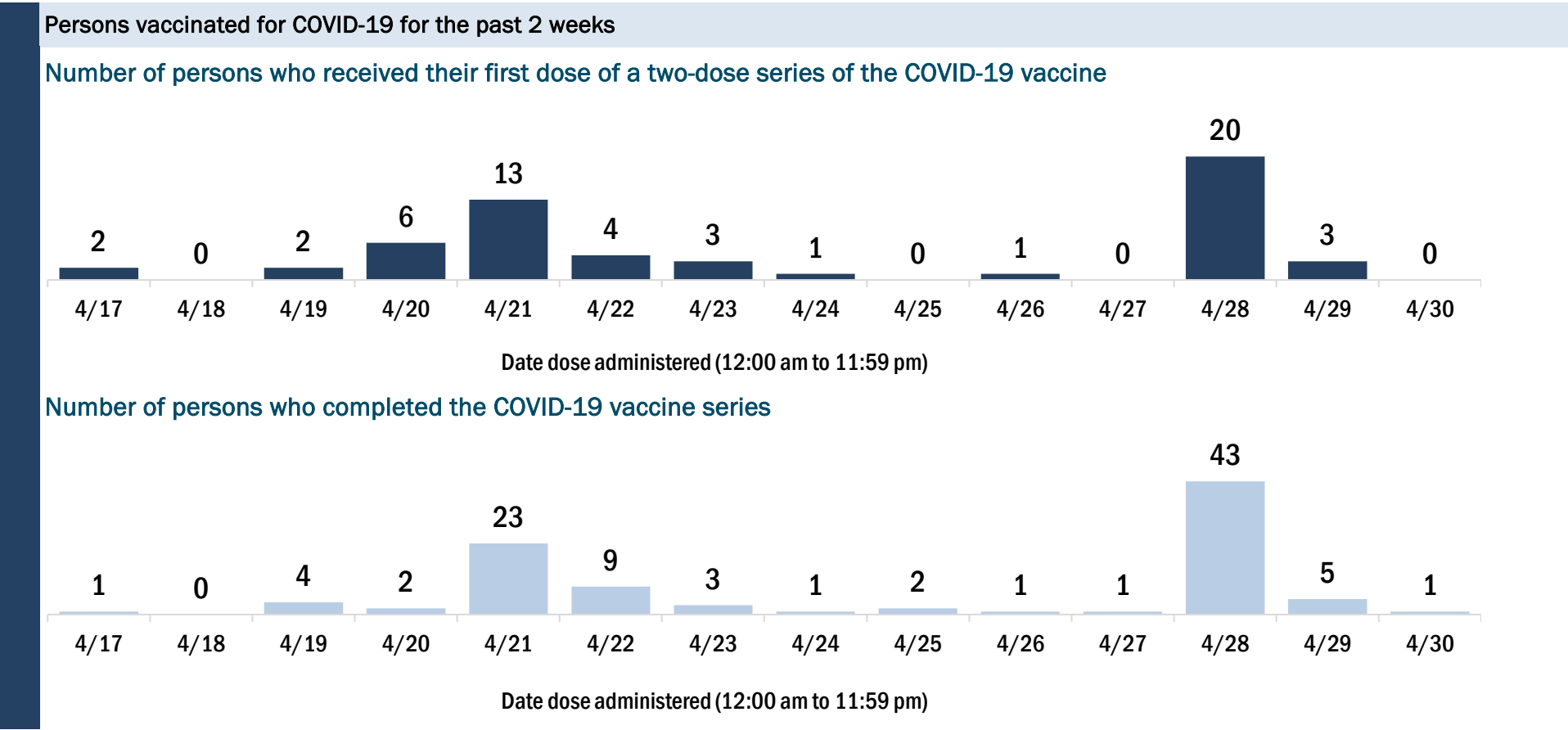
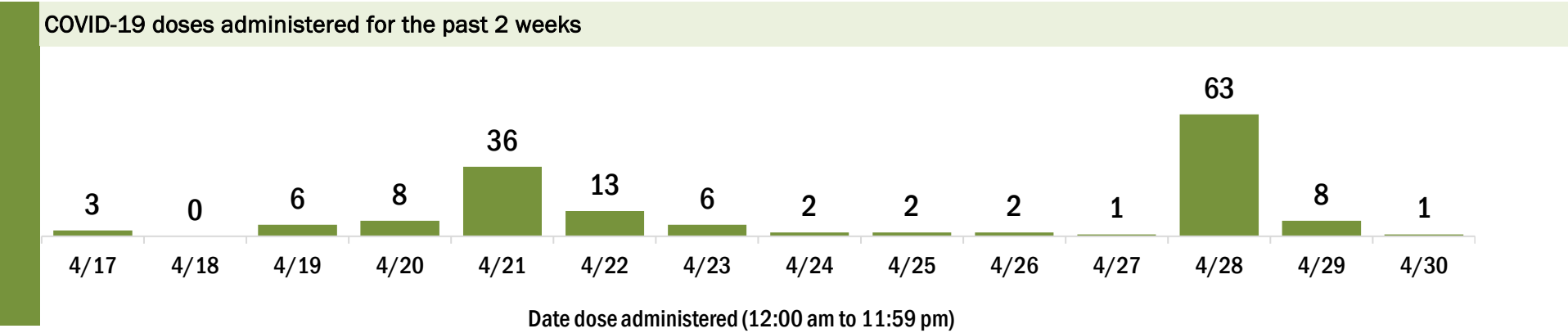
Data in this report are provisional and subject to change.

Data in this summary pertain to COVID-19 vaccines approved by the U.S. Food and Drug Administration and have been issued an Emergency Use Authorization (Janssen COVID-19 Vaccine, Moderna COVID-19 Vaccine and Pfizer-BioNTech COVID-19 Vaccine). These data summarize the number of people who have received either their first dose or have completed the series for a COVID-19 vaccine. **A person can only be counted in one category, first dose or series complete.** For persons receiving Moderna or Pfizer vaccines, once they receive their second dose, they are moved from the first dose column to the series completed column. **Because of this, the total first dose category may show a change from report to report not matching the total receiving their first dose from the previous day.** Persons receiving Johnson & Johnson vaccines will always be counted in the series completed column.

COVID-19 doses for vaccinated persons in Florida	
Doses administered	3,160
People receiving one dose of a 1-dose series (Johnson & Johnson) or receiving only one dose of a 2-dose series (Moderna, Pfizer) count once. Persons receiving both doses of a 2-dose series count twice.	

Current status of persons vaccinated for COVID-19 in Florida	
Total people vaccinated	1,977
First dose	724
Series completed	1,253
Completed 1-dose series	70
Completed 2-dose series	1,183
First dose: current number of people who have only received their first dose of the Moderna or Pfizer vaccine.	
Series complete: current number of people who have received both Moderna or Pfizer vaccine doses or one Johnson & Johnson dose and are considered fully immunized.	

Demographic summary	First dose	Series complete	Total people vaccinated
Age group	724	1,253	1,977
16-24 years	31	20	51
25-34 years	104	35	139
35-44 years	153	80	233
45-54 years	182	107	289
55-64 years	157	313	470
65-74 years	68	417	485
75-84 years	25	222	247
85+ years	4	59	63
Race	724	1,253	1,977
White	252	903	1,155
Black	94	116	210
American Indian/Alaskan	3	10	13
Other	36	101	137
Unknown	339	123	462
Other race includes Asian, native Hawaiian/Pacific Islander, or other.			
Ethnicity	724	1,253	1,977
Hispanic	9	16	25
Non-Hispanic	147	686	833
Unknown	568	551	1,119
Gender	724	1,253	1,977
Female	155	673	828
Male	569	580	1,149
Unknown	0	0	0



COVID-19: Madison County vaccine summary

Vaccination data through Apr 30, 2021 as of May 1, 2021 at 12:05 AM

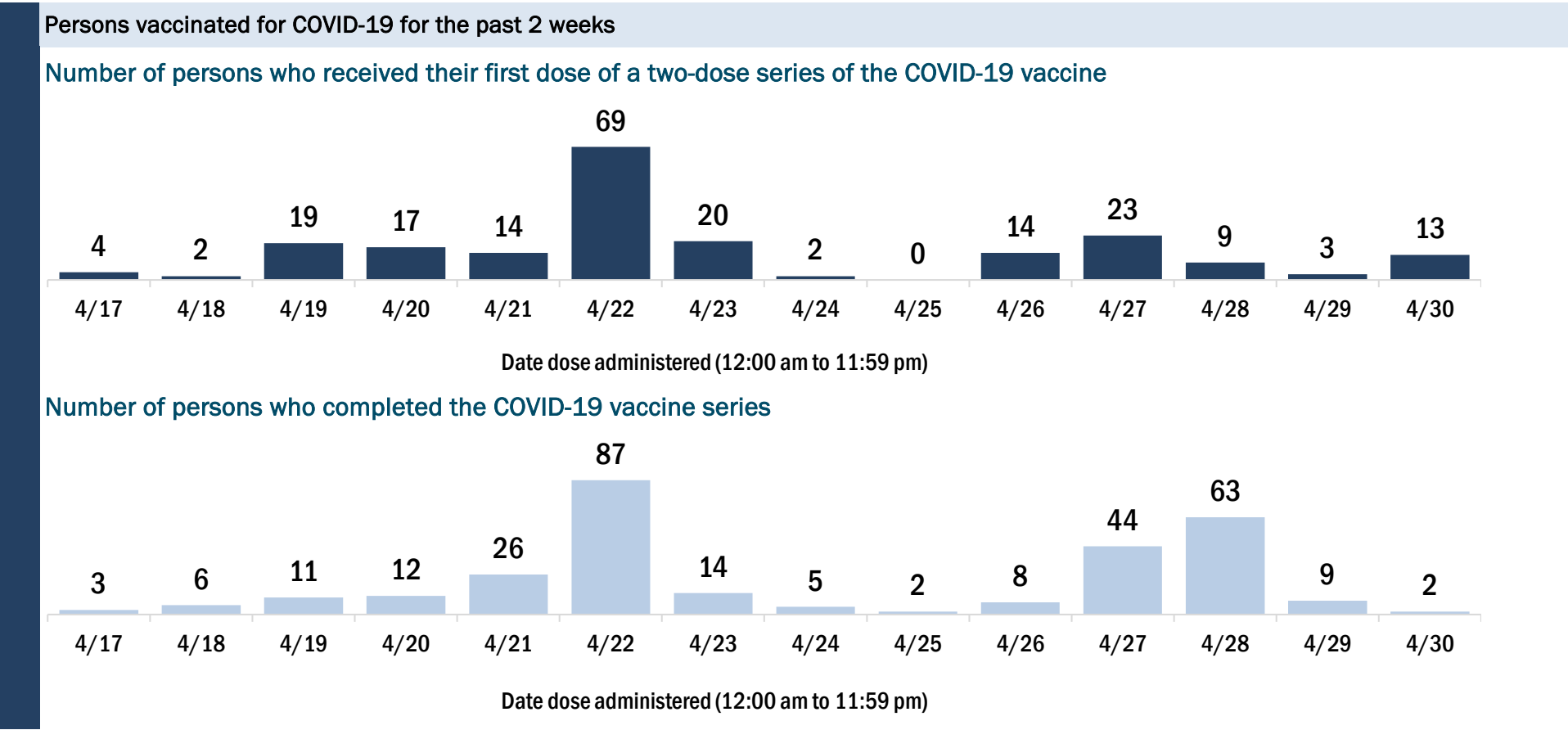
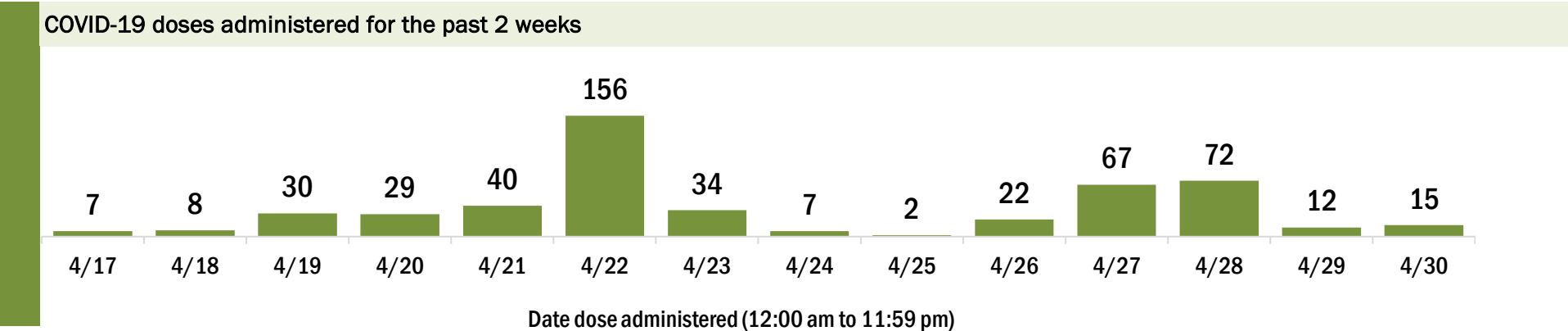
Data in this report are provisional and subject to change.

Data in this summary pertain to COVID-19 vaccines approved by the U.S. Food and Drug Administration and have been issued an Emergency Use Authorization (Janssen COVID-19 Vaccine, Moderna COVID-19 Vaccine and Pfizer-BioNTech COVID-19 Vaccine). These data summarize the number of people who have received either their first dose or have completed the series for a COVID-19 vaccine. **A person can only be counted in one category, first dose or series complete.** For persons receiving Moderna or Pfizer vaccines, once they receive their second dose, they are moved from the first dose column to the series completed column. **Because of this, the total first dose category may show a change from report to report not matching the total receiving their first dose from the previous day.** Persons receiving Johnson & Johnson vaccines will always be counted in the series completed column.

COVID-19 doses for vaccinated persons in Florida	
Doses administered	9,152
People receiving one dose of a 1-dose series (Johnson & Johnson) or receiving only one dose of a 2-dose series (Moderna, Pfizer) count once. Persons receiving both doses of a 2-dose series count twice.	

Current status of persons vaccinated for COVID-19 in Florida	
Total people vaccinated	5,567
First dose	1,564
Series completed	4,003
Completed 1-dose series	418
Completed 2-dose series	3,585
First dose: current number of people who have only received their first dose of the Moderna or Pfizer vaccine.	
Series complete: current number of people who have received both Moderna or Pfizer vaccine doses or one Johnson & Johnson dose and are considered fully immunized.	

Demographic summary	First dose	Series complete	Total people vaccinated
Age group	1,564	4,003	5,567
16-24 years	77	50	127
25-34 years	154	123	277
35-44 years	271	220	491
45-54 years	351	391	742
55-64 years	432	827	1,259
65-74 years	186	1,413	1,599
75-84 years	70	769	839
85+ years	23	210	233
Race	1,564	4,003	5,567
White	797	2,272	3,069
Black	546	1,166	1,712
American Indian/Alaskan	1	9	10
Other	122	314	436
Unknown	98	242	340
Other race includes Asian, native Hawaiian/Pacific Islander, or other.			
Ethnicity	1,564	4,003	5,567
Hispanic	115	97	212
Non-Hispanic	1,222	2,059	3,281
Unknown	227	1,847	2,074
Gender	1,564	4,003	5,567
Female	512	2,253	2,765
Male	1,052	1,750	2,802
Unknown	0	0	0



COVID-19: Manatee County vaccine summary

Vaccination data through Apr 30, 2021 as of May 1, 2021 at 12:05 AM

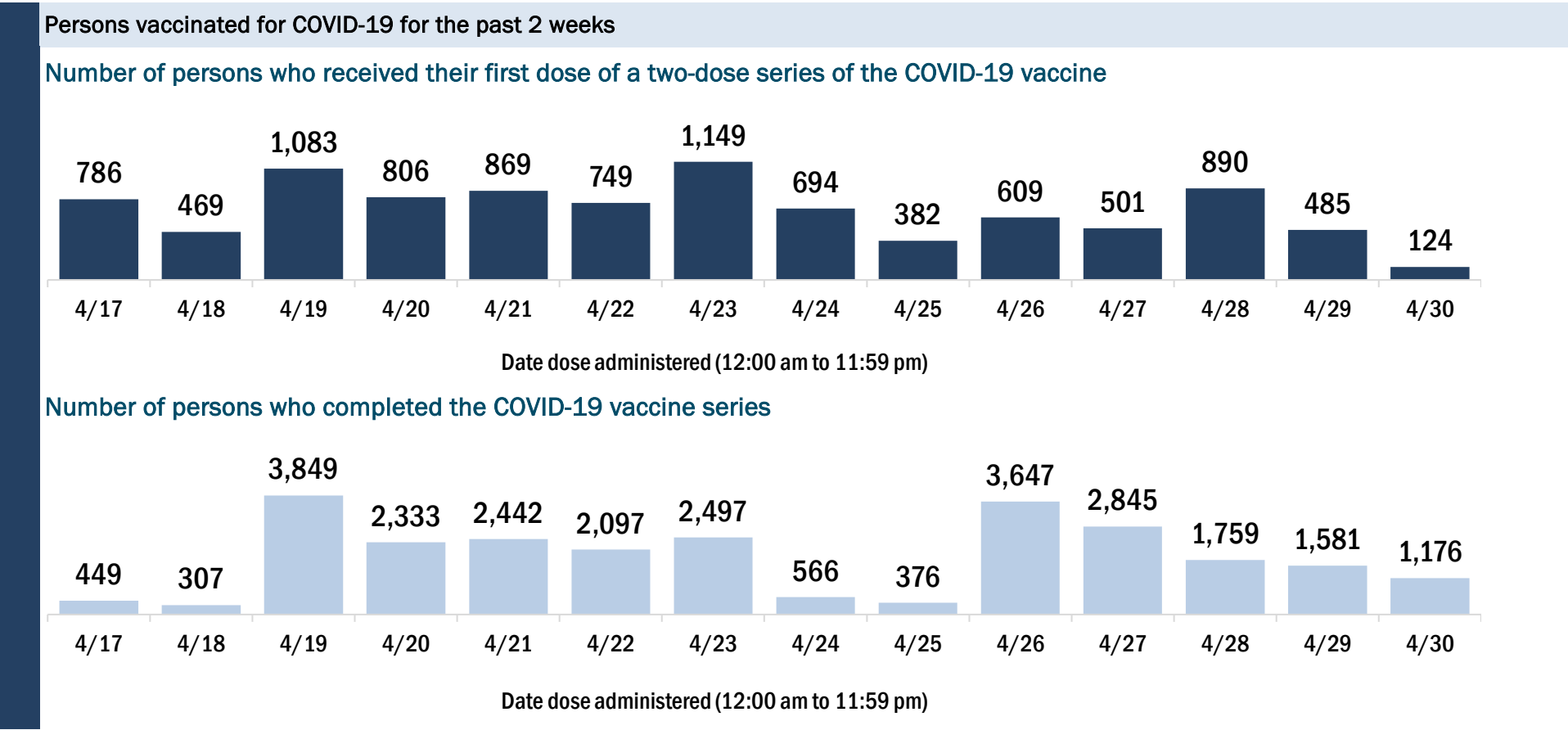
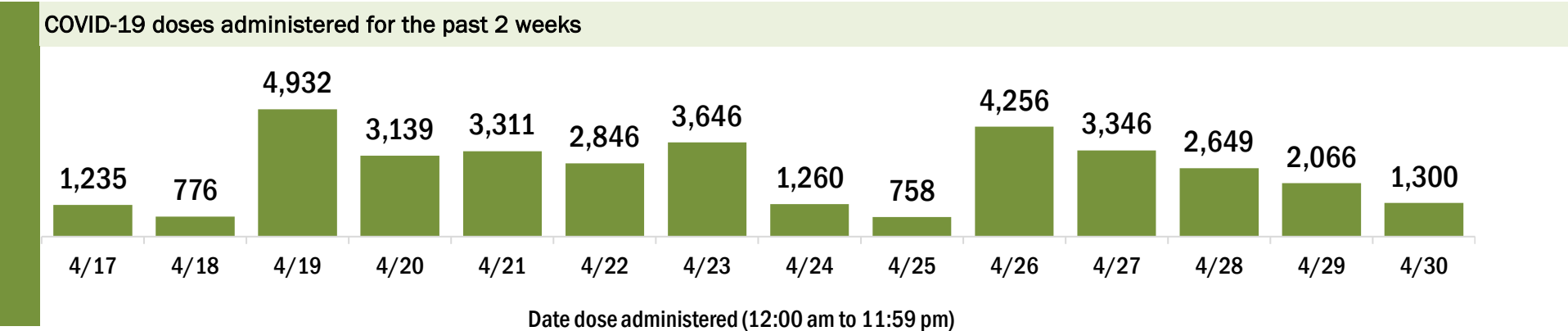
Data in this report are provisional and subject to change.

Data in this summary pertain to COVID-19 vaccines approved by the U.S. Food and Drug Administration and have been issued an Emergency Use Authorization (Janssen COVID-19 Vaccine, Moderna COVID-19 Vaccine and Pfizer-BioNTech COVID-19 Vaccine). These data summarize the number of people who have received either their first dose or have completed the series for a COVID-19 vaccine. **A person can only be counted in one category, first dose or series complete.** For persons receiving Moderna or Pfizer vaccines, once they receive their second dose, they are moved from the first dose column to the series completed column. **Because of this, the total first dose category may show a change from report to report not matching the total receiving their first dose from the previous day.** Persons receiving Johnson & Johnson vaccines will always be counted in the series completed column.

COVID-19 doses for vaccinated persons in Florida	
Doses administered	288,509
People receiving one dose of a 1-dose series (Johnson & Johnson) or receiving only one dose of a 2-dose series (Moderna, Pfizer) count once. Persons receiving both doses of a 2-dose series count twice.	

Current status of persons vaccinated for COVID-19 in Florida	
Total people vaccinated	169,500
First dose	44,676
Series completed	124,824
Completed 1-dose series	5,815
Completed 2-dose series	119,009
First dose: current number of people who have only received their first dose of the Moderna or Pfizer vaccine.	
Series complete: current number of people who have received both Moderna or Pfizer vaccine doses or one Johnson & Johnson dose and are considered fully immunized.	

Demographic summary	First dose	Series complete	Total people vaccinated
Age group	44,676	124,824	169,500
16-24 years	4,281	1,881	6,162
25-34 years	5,224	3,852	9,076
35-44 years	6,067	6,383	12,450
45-54 years	6,793	12,153	18,946
55-64 years	8,211	25,497	33,708
65-74 years	7,657	42,851	50,508
75-84 years	4,642	24,629	29,271
85+ years	1,801	7,578	9,379
Race	44,676	124,824	169,500
White	30,908	96,409	127,317
Black	1,818	3,766	5,584
American Indian/Alaskan	209	491	700
Other	4,084	8,794	12,878
Unknown	7,657	15,364	23,021
Other race includes Asian, native Hawaiian/Pacific Islander, or other.			
Ethnicity	44,676	124,824	169,500
Hispanic	5,144	5,757	10,901
Non-Hispanic	23,763	76,454	100,217
Unknown	15,769	42,613	58,382
Gender	44,676	124,824	169,500
Female	23,644	69,988	93,632
Male	20,890	54,769	75,659
Unknown	142	67	209



COVID-19: Marion County vaccine summary

Vaccination data through Apr 30, 2021 as of May 1, 2021 at 12:05 AM

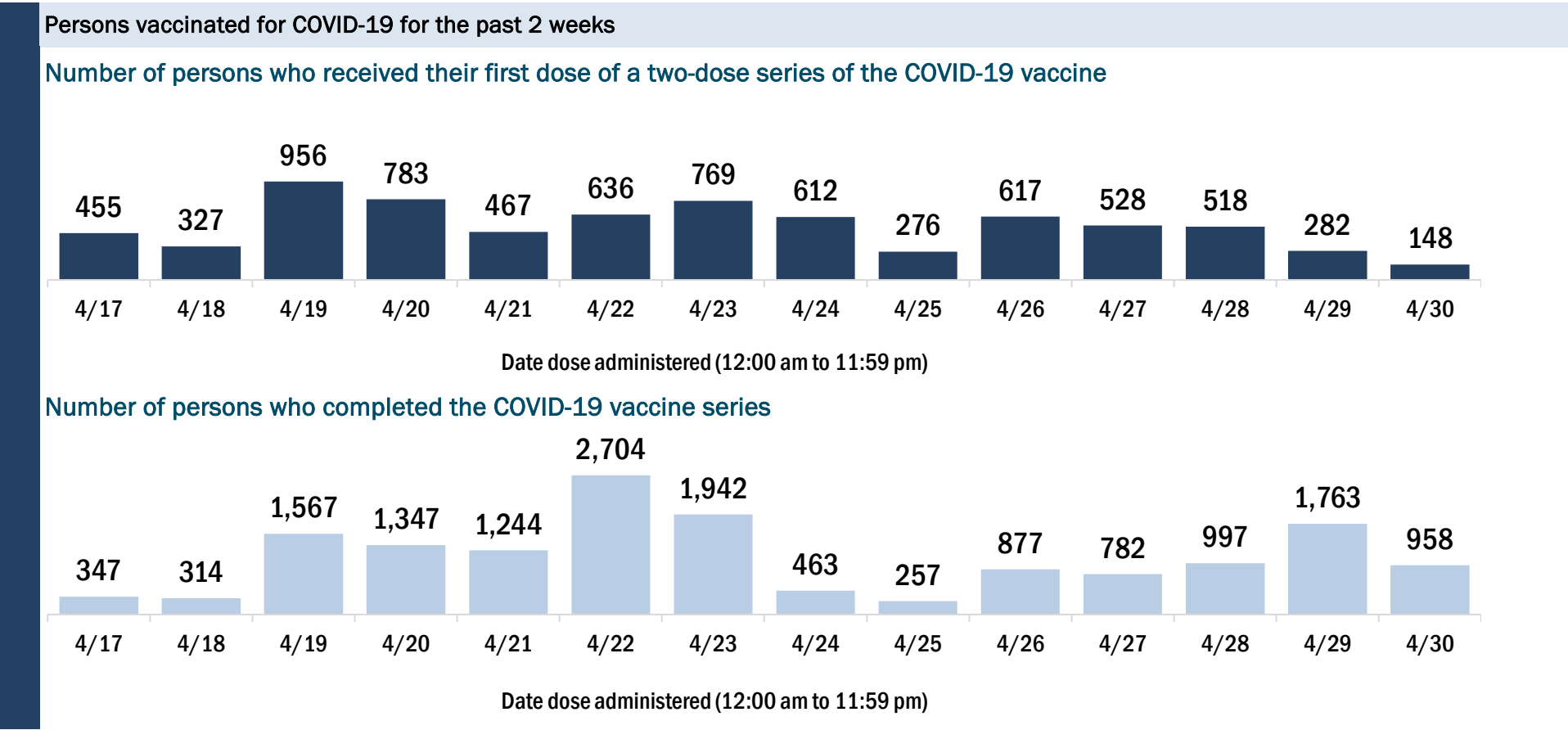
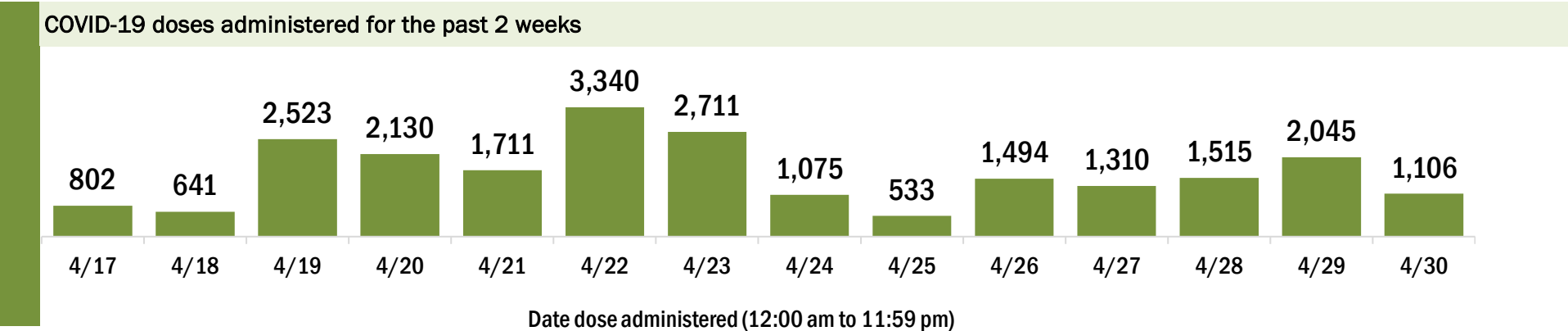
Data in this report are provisional and subject to change.

Data in this summary pertain to COVID-19 vaccines approved by the U.S. Food and Drug Administration and have been issued an Emergency Use Authorization (Janssen COVID-19 Vaccine, Moderna COVID-19 Vaccine and Pfizer-BioNTech COVID-19 Vaccine). These data summarize the number of people who have received either their first dose or have completed the series for a COVID-19 vaccine. **A person can only be counted in one category, first dose or series complete.** For persons receiving Moderna or Pfizer vaccines, once they receive their second dose, they are moved from the first dose column to the series completed column. **Because of this, the total first dose category may show a change from report to report not matching the total receiving their first dose from the previous day.** Persons receiving Johnson & Johnson vaccines will always be counted in the series completed column.

COVID-19 doses for vaccinated persons in Florida	
Doses administered	229,538
People receiving one dose of a 1-dose series (Johnson & Johnson) or receiving only one dose of a 2-dose series (Moderna, Pfizer) count once. Persons receiving both doses of a 2-dose series count twice.	

Current status of persons vaccinated for COVID-19 in Florida	
Total people vaccinated	132,667
First dose	31,188
Series completed	101,479
Completed 1-dose series	4,608
Completed 2-dose series	96,871
First dose: current number of people who have only received their first dose of the Moderna or Pfizer vaccine.	
Series complete: current number of people who have received both Moderna or Pfizer vaccine doses or one Johnson & Johnson dose and are considered fully immunized.	

Demographic summary	First dose	Series complete	Total people vaccinated
Age group	31,188	101,479	132,667
16-24 years	2,762	1,767	4,529
25-34 years	3,448	3,130	6,578
35-44 years	4,235	4,848	9,083
45-54 years	4,897	8,568	13,465
55-64 years	6,492	18,326	24,818
65-74 years	4,906	34,781	39,687
75-84 years	3,123	23,381	26,504
85+ years	1,325	6,678	8,003
Race	31,188	101,479	132,667
White	19,328	71,510	90,838
Black	2,753	6,625	9,378
American Indian/Alaskan	140	368	508
Other	3,566	9,129	12,695
Unknown	5,401	13,847	19,248
Other race includes Asian, native Hawaiian/Pacific Islander, or other.			
Ethnicity	31,188	101,479	132,667
Hispanic	4,221	7,091	11,312
Non-Hispanic	15,605	64,168	79,773
Unknown	11,362	30,220	41,582
Gender	31,188	101,479	132,667
Female	17,288	58,204	75,492
Male	13,860	43,235	57,095
Unknown	40	40	80



COVID-19: Martin County vaccine summary

Vaccination data through Apr 30, 2021 as of May 1, 2021 at 12:05 AM

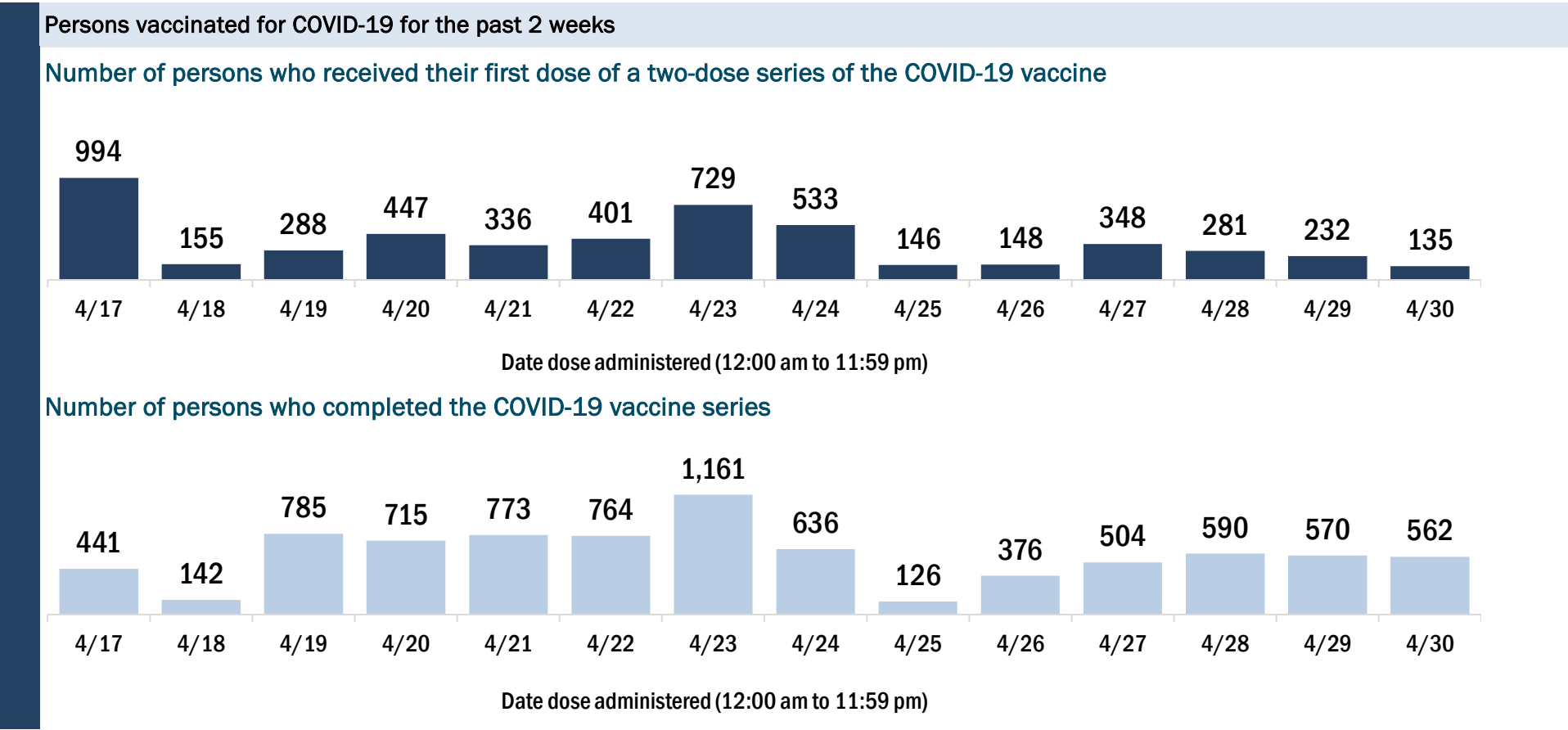
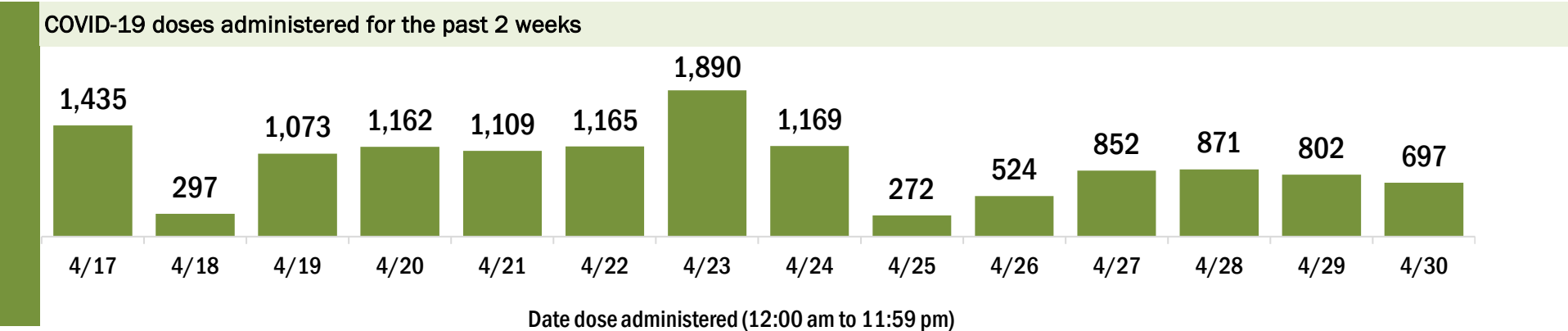
Data in this report are provisional and subject to change.

Data in this summary pertain to COVID-19 vaccines approved by the U.S. Food and Drug Administration and have been issued an Emergency Use Authorization (Janssen COVID-19 Vaccine, Moderna COVID-19 Vaccine and Pfizer-BioNTech COVID-19 Vaccine). These data summarize the number of people who have received either their first dose or have completed the series for a COVID-19 vaccine. **A person can only be counted in one category, first dose or series complete.** For persons receiving Moderna or Pfizer vaccines, once they receive their second dose, they are moved from the first dose column to the series completed column. **Because of this, the total first dose category may show a change from report to report not matching the total receiving their first dose from the previous day.** Persons receiving Johnson & Johnson vaccines will always be counted in the series completed column.

COVID-19 doses for vaccinated persons in Florida	
Doses administered	126,847
People receiving one dose of a 1-dose series (Johnson & Johnson) or receiving only one dose of a 2-dose series (Moderna, Pfizer) count once. Persons receiving both doses of a 2-dose series count twice.	

Current status of persons vaccinated for COVID-19 in Florida	
Total people vaccinated	75,286
First dose	20,749
Series completed	54,537
Completed 1-dose series	2,976
Completed 2-dose series	51,561
First dose: current number of people who have only received their first dose of the Moderna or Pfizer vaccine.	
Series complete: current number of people who have received both Moderna or Pfizer vaccine doses or one Johnson & Johnson dose and are considered fully immunized.	

Demographic summary	First dose	Series complete	Total people vaccinated
Age group	20,749	54,537	75,286
16-24 years	1,611	690	2,301
25-34 years	1,814	1,189	3,003
35-44 years	2,517	2,169	4,686
45-54 years	3,294	4,057	7,351
55-64 years	5,145	10,161	15,306
65-74 years	3,283	18,661	21,944
75-84 years	2,140	12,959	15,099
85+ years	945	4,651	5,596
Race	20,749	54,537	75,286
White	14,725	37,218	51,943
Black	811	1,084	1,895
American Indian/Alaskan	70	98	168
Other	1,536	3,800	5,336
Unknown	3,607	12,337	15,944
Other race includes Asian, native Hawaiian/Pacific Islander, or other.			
Ethnicity	20,749	54,537	75,286
Hispanic	1,717	1,809	3,526
Non-Hispanic	10,792	23,741	34,533
Unknown	8,240	28,987	37,227
Gender	20,749	54,537	75,286
Female	10,505	30,979	41,484
Male	10,223	23,540	33,763
Unknown	21	18	39



COVID-19: Monroe County vaccine summary

Vaccination data through Apr 30, 2021 as of May 1, 2021 at 12:05 AM

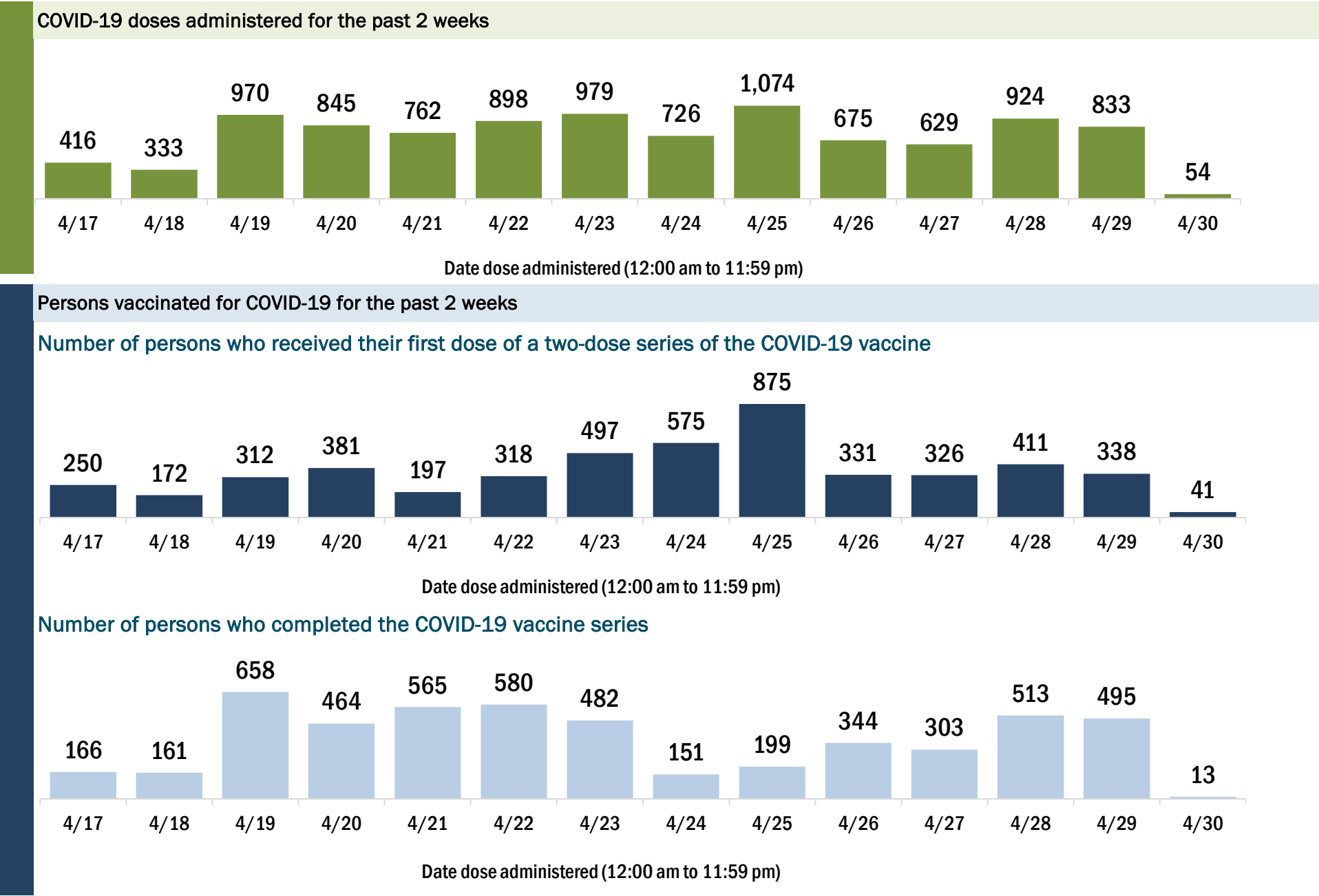
Data in this report are provisional and subject to change.

Data in this summary pertain to COVID-19 vaccines approved by the U.S. Food and Drug Administration and have been issued an Emergency Use Authorization (Janssen COVID-19 Vaccine, Moderna COVID-19 Vaccine and Pfizer-BioNTech COVID-19 Vaccine). These data summarize the number of people who have received either their first dose or have completed the series for a COVID-19 vaccine. **A person can only be counted in one category, first dose or series complete.** For persons receiving Moderna or Pfizer vaccines, once they receive their second dose, they are moved from the first dose column to the series completed column. **Because of this, the total first dose category may show a change from report to report not matching the total receiving their first dose from the previous day.** Persons receiving Johnson & Johnson vaccines will always be counted in the series completed column.

COVID-19 doses for vaccinated persons in Florida	
Doses administered	59,554
People receiving one dose of a 1-dose series (Johnson & Johnson) or receiving only one dose of a 2-dose series (Moderna, Pfizer) count once. Persons receiving both doses of a 2-dose series count twice.	

Current status of persons vaccinated for COVID-19 in Florida	
Total people vaccinated	36,610
First dose	11,724
Series completed	24,886
Completed 1-dose series	1,942
Completed 2-dose series	22,944
First dose: current number of people who have only received their first dose of the Moderna or Pfizer vaccine.	
Series complete: current number of people who have received both Moderna or Pfizer vaccine doses or one Johnson & Johnson dose and are considered fully immunized.	

Demographic summary	First dose	Series complete	Total people vaccinated
Age group	11,724	24,886	36,610
16-24 years	921	315	1,236
25-34 years	1,478	790	2,268
35-44 years	1,870	1,452	3,322
45-54 years	2,166	2,873	5,039
55-64 years	2,745	5,976	8,721
65-74 years	1,769	8,694	10,463
75-84 years	612	3,847	4,459
85+ years	163	939	1,102
Race	11,724	24,886	36,610
White	7,969	18,253	26,222
Black	353	472	825
American Indian/Alaskan	47	85	132
Other	820	1,313	2,133
Unknown	2,535	4,763	7,298
Other race includes Asian, native Hawaiian/Pacific Islander, or other.			
Ethnicity	11,724	24,886	36,610
Hispanic	1,992	2,237	4,229
Non-Hispanic	5,463	14,249	19,712
Unknown	4,269	8,400	12,669
Gender	11,724	24,886	36,610
Female	5,847	13,008	18,855
Male	5,867	11,876	17,743
Unknown	10	2	12



COVID-19: Nassau County vaccine summary

Vaccination data through Apr 30, 2021 as of May 1, 2021 at 12:05 AM

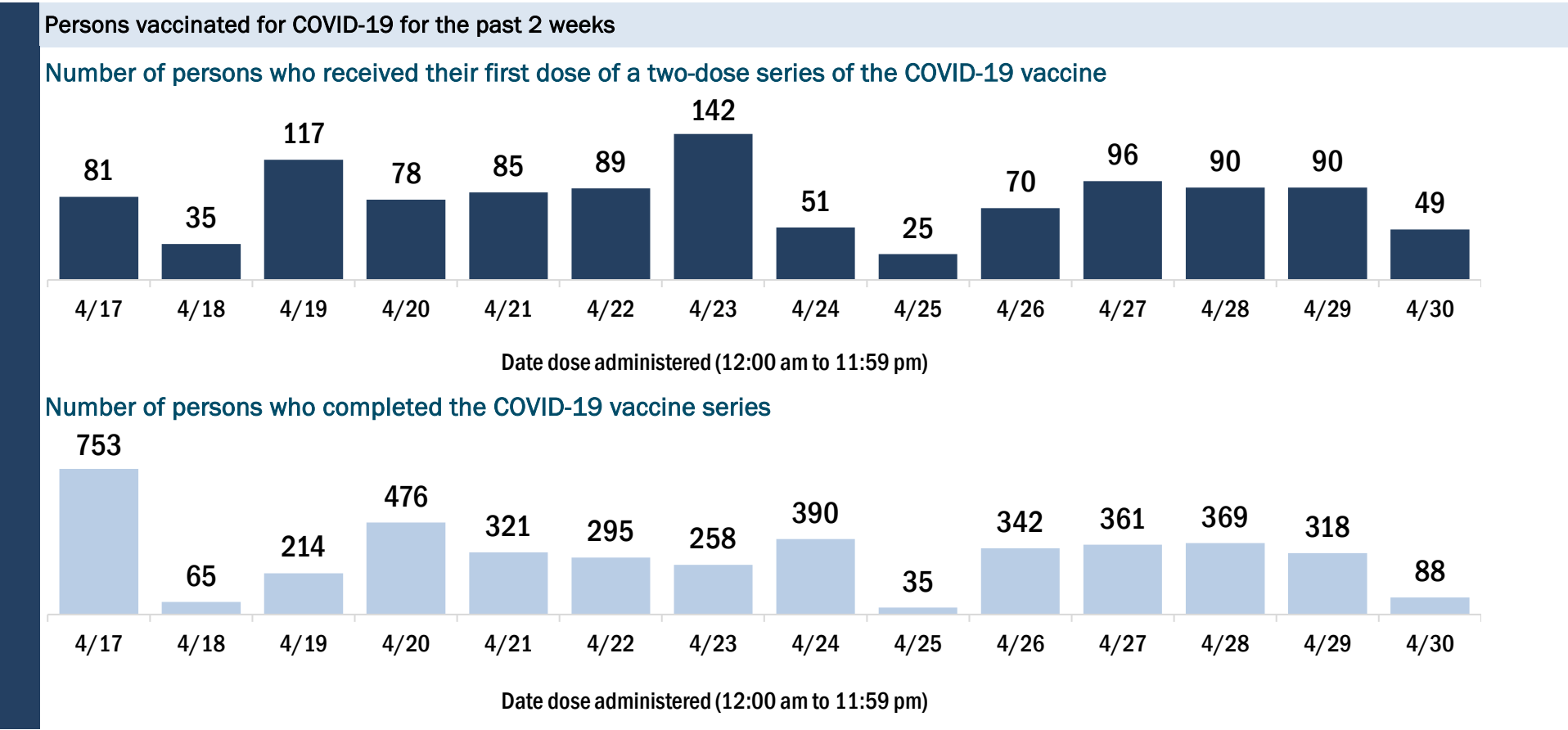
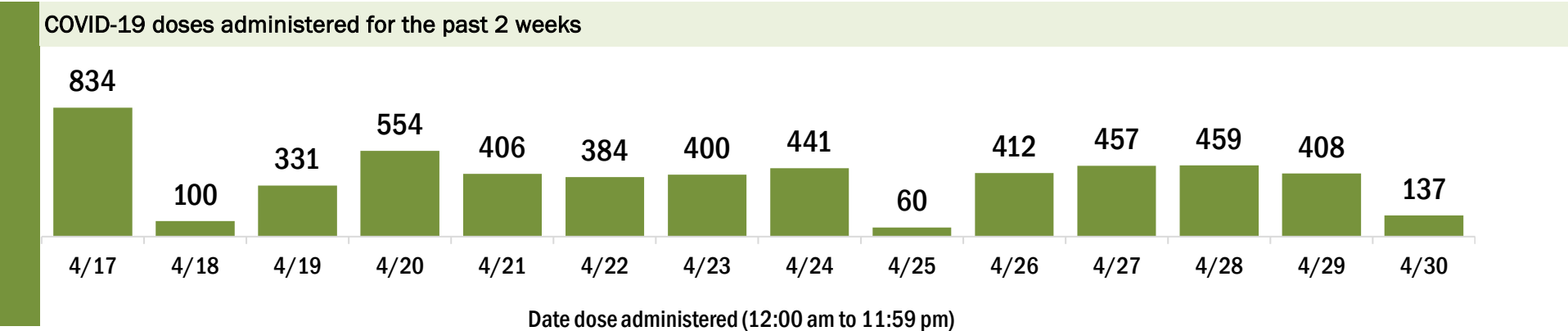
Data in this report are provisional and subject to change.

Data in this summary pertain to COVID-19 vaccines approved by the U.S. Food and Drug Administration and have been issued an Emergency Use Authorization (Janssen COVID-19 Vaccine, Moderna COVID-19 Vaccine and Pfizer-BioNTech COVID-19 Vaccine). These data summarize the number of people who have received either their first dose or have completed the series for a COVID-19 vaccine. **A person can only be counted in one category, first dose or series complete.** For persons receiving Moderna or Pfizer vaccines, once they receive their second dose, they are moved from the first dose column to the series completed column. **Because of this, the total first dose category may show a change from report to report not matching the total receiving their first dose from the previous day.** Persons receiving Johnson & Johnson vaccines will always be counted in the series completed column.

COVID-19 doses for vaccinated persons in Florida	
Doses administered	60,068
People receiving one dose of a 1-dose series (Johnson & Johnson) or receiving only one dose of a 2-dose series (Moderna, Pfizer) count once. Persons receiving both doses of a 2-dose series count twice.	

Current status of persons vaccinated for COVID-19 in Florida	
Total people vaccinated	33,736
First dose	5,337
Series completed	28,399
Completed 1-dose series	2,067
Completed 2-dose series	26,332
First dose: current number of people who have only received their first dose of the Moderna or Pfizer vaccine.	
Series complete: current number of people who have received both Moderna or Pfizer vaccine doses or one Johnson & Johnson dose and are considered fully immunized.	

Demographic summary	First dose	Series complete	Total people vaccinated
Age group	5,337	28,399	33,736
16-24 years	684	568	1,252
25-34 years	666	977	1,643
35-44 years	758	1,833	2,591
45-54 years	827	2,992	3,819
55-64 years	1,008	6,511	7,519
65-74 years	807	9,553	10,360
75-84 years	439	4,639	5,078
85+ years	148	1,326	1,474
Race	5,337	28,399	33,736
White	3,938	23,175	27,113
Black	327	1,271	1,598
American Indian/Alaskan	34	99	133
Other	328	1,417	1,745
Unknown	710	2,437	3,147
Other race includes Asian, native Hawaiian/Pacific Islander, or other.			
Ethnicity	5,337	28,399	33,736
Hispanic	318	672	990
Non-Hispanic	3,613	22,409	26,022
Unknown	1,406	5,318	6,724
Gender	5,337	28,399	33,736
Female	2,885	15,894	18,779
Male	2,444	12,504	14,948
Unknown	8	1	9



COVID-19: Okaloosa County vaccine summary

Vaccination data through Apr 30, 2021 as of May 1, 2021 at 12:05 AM

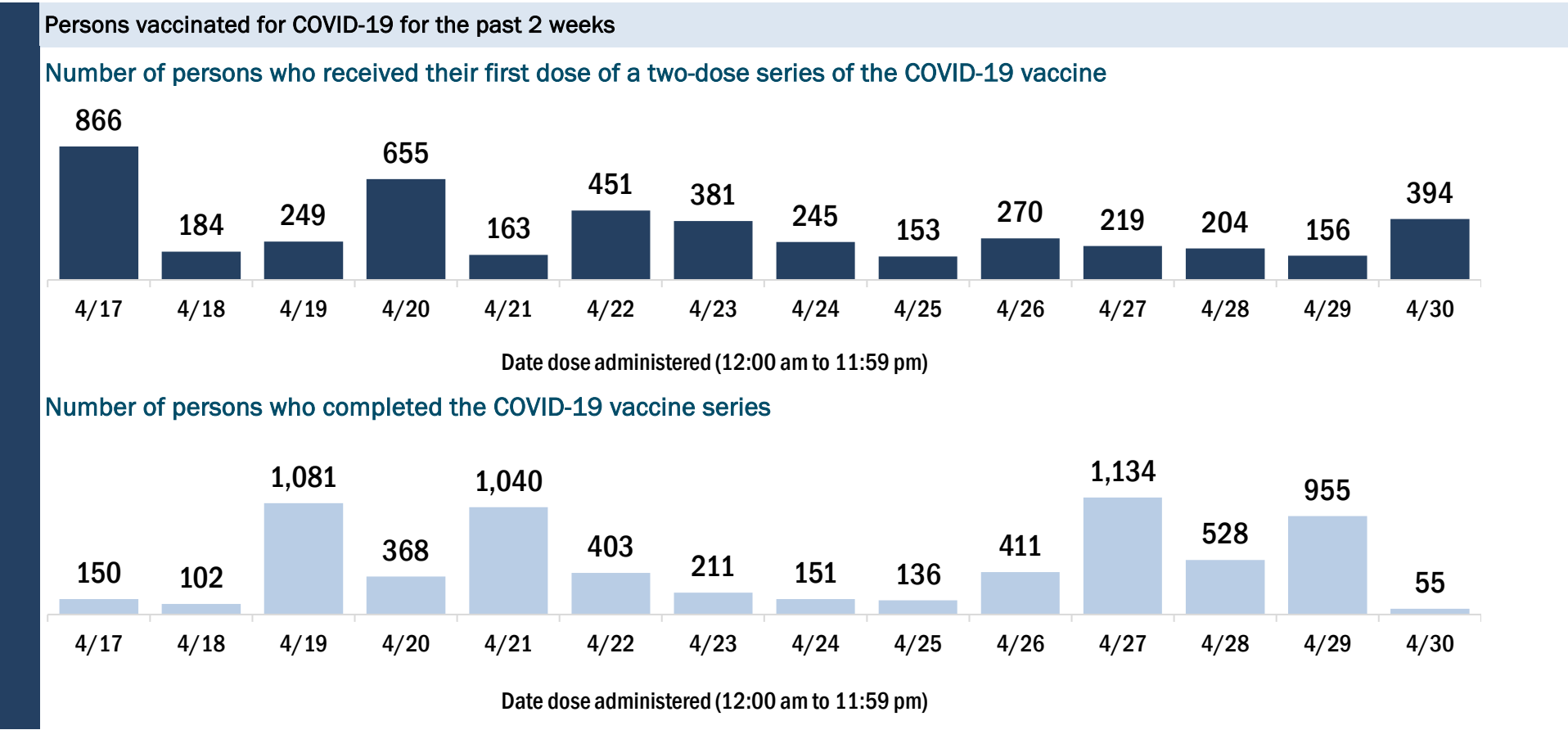
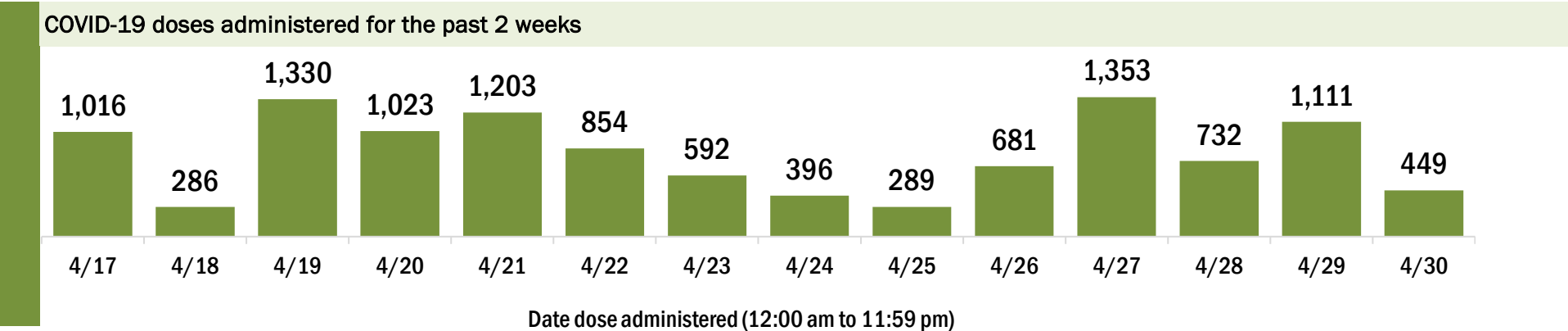
Data in this report are provisional and subject to change.

Data in this summary pertain to COVID-19 vaccines approved by the U.S. Food and Drug Administration and have been issued an Emergency Use Authorization (Janssen COVID-19 Vaccine, Moderna COVID-19 Vaccine and Pfizer-BioNTech COVID-19 Vaccine). These data summarize the number of people who have received either their first dose or have completed the series for a COVID-19 vaccine. **A person can only be counted in one category, first dose or series complete.** For persons receiving Moderna or Pfizer vaccines, once they receive their second dose, they are moved from the first dose column to the series completed column. **Because of this, the total first dose category may show a change from report to report not matching the total receiving their first dose from the previous day.** Persons receiving Johnson & Johnson vaccines will always be counted in the series completed column.

COVID-19 doses for vaccinated persons in Florida	
Doses administered	101,448
People receiving one dose of a 1-dose series (Johnson & Johnson) or receiving only one dose of a 2-dose series (Moderna, Pfizer) count once. Persons receiving both doses of a 2-dose series count twice.	

Current status of persons vaccinated for COVID-19 in Florida	
Total people vaccinated	60,320
First dose	15,547
Series completed	44,773
Completed 1-dose series	3,645
Completed 2-dose series	41,128
First dose: current number of people who have only received their first dose of the Moderna or Pfizer vaccine.	
Series complete: current number of people who have received both Moderna or Pfizer vaccine doses or one Johnson & Johnson dose and are considered fully immunized.	

Demographic summary	First dose	Series complete	Total people vaccinated
Age group	15,547	44,773	60,320
16-24 years	1,697	967	2,664
25-34 years	2,508	2,066	4,574
35-44 years	2,509	3,363	5,872
45-54 years	2,420	4,830	7,250
55-64 years	3,139	10,191	13,330
65-74 years	1,851	13,355	15,206
75-84 years	1,036	7,320	8,356
85+ years	387	2,681	3,068
Race	15,547	44,773	60,320
White	9,011	31,536	40,547
Black	1,103	2,261	3,364
American Indian/Alaskan	83	171	254
Other	1,712	3,961	5,673
Unknown	3,638	6,844	10,482
Other race includes Asian, native Hawaiian/Pacific Islander, or other.			
Ethnicity	15,547	44,773	60,320
Hispanic	1,159	1,449	2,608
Non-Hispanic	8,070	28,386	36,456
Unknown	6,318	14,938	21,256
Gender	15,547	44,773	60,320
Female	8,268	25,687	33,955
Male	7,155	19,057	26,212
Unknown	124	29	153



COVID-19: Okeechobee County vaccine summary

Vaccination data through Apr 30, 2021 as of May 1, 2021 at 12:05 AM

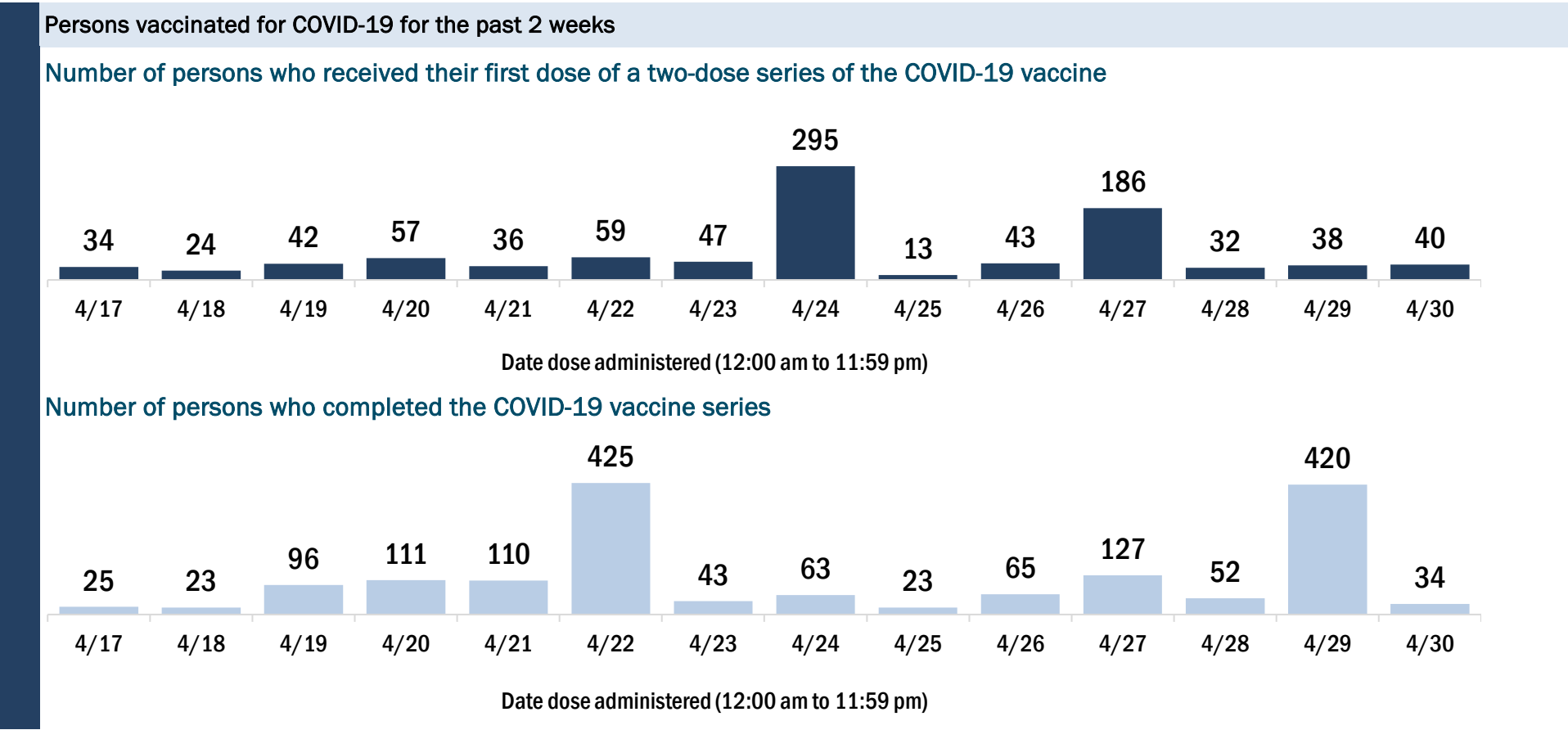
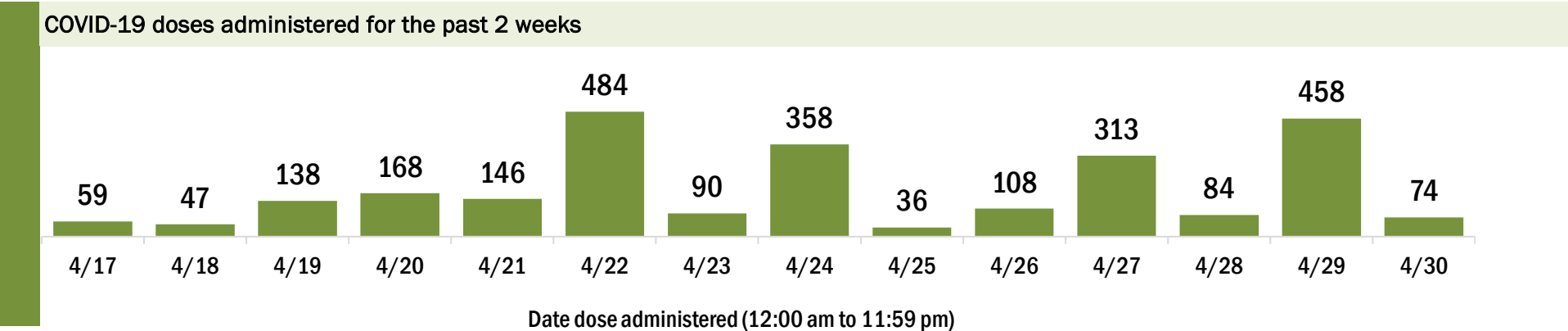
Data in this report are provisional and subject to change.

Data in this summary pertain to COVID-19 vaccines approved by the U.S. Food and Drug Administration and have been issued an Emergency Use Authorization (Janssen COVID-19 Vaccine, Moderna COVID-19 Vaccine and Pfizer-BioNTech COVID-19 Vaccine). These data summarize the number of people who have received either their first dose or have completed the series for a COVID-19 vaccine. **A person can only be counted in one category, first dose or series complete.** For persons receiving Moderna or Pfizer vaccines, once they receive their second dose, they are moved from the first dose column to the series completed column. **Because of this, the total first dose category may show a change from report to report not matching the total receiving their first dose from the previous day.** Persons receiving Johnson & Johnson vaccines will always be counted in the series completed column.

COVID-19 doses for vaccinated persons in Florida	
Doses administered	19,565
People receiving one dose of a 1-dose series (Johnson & Johnson) or receiving only one dose of a 2-dose series (Moderna, Pfizer) count once. Persons receiving both doses of a 2-dose series count twice.	

Current status of persons vaccinated for COVID-19 in Florida	
Total people vaccinated	11,801
First dose	3,500
Series completed	8,301
Completed 1-dose series	537
Completed 2-dose series	7,764
First dose: current number of people who have only received their first dose of the Moderna or Pfizer vaccine.	
Series complete: current number of people who have received both Moderna or Pfizer vaccine doses or one Johnson & Johnson dose and are considered fully immunized.	

Demographic summary	First dose	Series complete	Total people vaccinated
Age group	3,500	8,301	11,801
16-24 years	238	132	370
25-34 years	384	281	665
35-44 years	472	428	900
45-54 years	685	660	1,345
55-64 years	919	1,372	2,291
65-74 years	470	2,958	3,428
75-84 years	268	1,929	2,197
85+ years	64	541	605
Race	3,500	8,301	11,801
White	2,197	6,620	8,817
Black	169	191	360
American Indian/Alaskan	11	41	52
Other	263	744	1,007
Unknown	860	705	1,565
Other race includes Asian, native Hawaiian/Pacific Islander, or other.			
Ethnicity	3,500	8,301	11,801
Hispanic	642	870	1,512
Non-Hispanic	1,485	5,864	7,349
Unknown	1,373	1,567	2,940
Gender	3,500	8,301	11,801
Female	1,402	4,642	6,044
Male	2,093	3,659	5,752
Unknown	5	0	5



COVID-19: Orange County vaccine summary

Vaccination data through Apr 30, 2021 as of May 1, 2021 at 12:05 AM

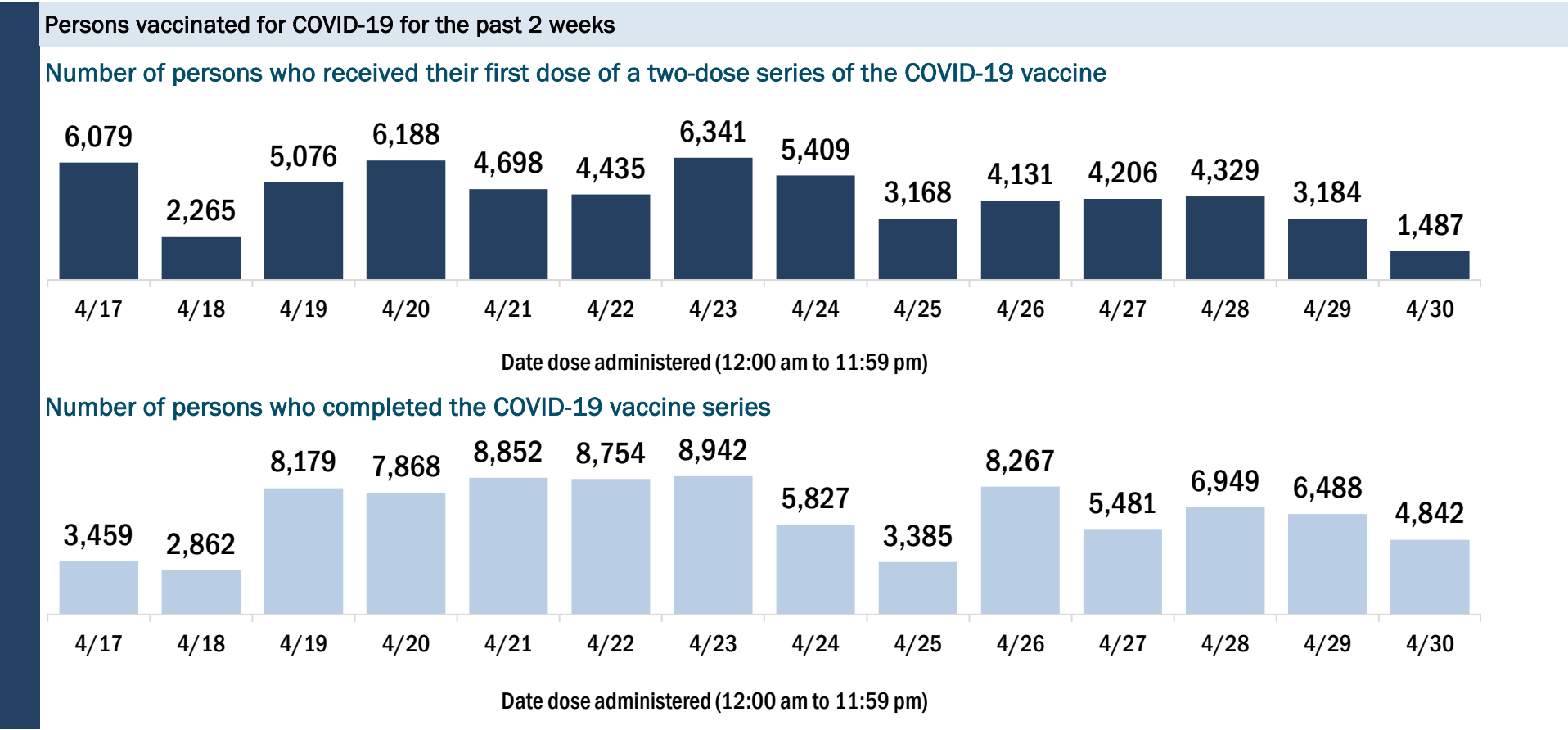
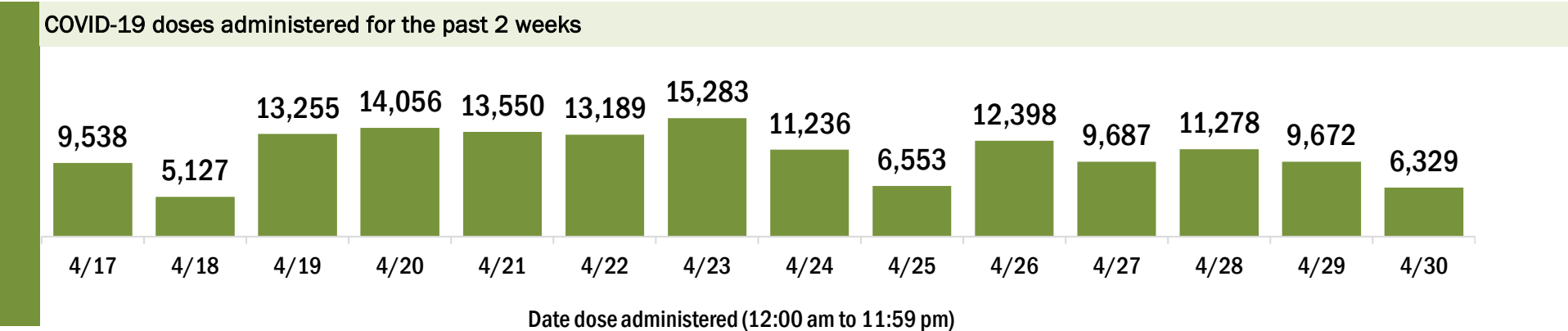
Data in this report are provisional and subject to change.

Data in this summary pertain to COVID-19 vaccines approved by the U.S. Food and Drug Administration and have been issued an Emergency Use Authorization (Janssen COVID-19 Vaccine, Moderna COVID-19 Vaccine and Pfizer-BioNTech COVID-19 Vaccine). These data summarize the number of people who have received either their first dose or have completed the series for a COVID-19 vaccine. **A person can only be counted in one category, first dose or series complete.** For persons receiving Moderna or Pfizer vaccines, once they receive their second dose, they are moved from the first dose column to the series completed column. **Because of this, the total first dose category may show a change from report to report not matching the total receiving their first dose from the previous day.** Persons receiving Johnson & Johnson vaccines will always be counted in the series completed column.

COVID-19 doses for vaccinated persons in Florida	
Doses administered	865,884
People receiving one dose of a 1-dose series (Johnson & Johnson) or receiving only one dose of a 2-dose series (Moderna, Pfizer) count once. Persons receiving both doses of a 2-dose series count twice.	

Current status of persons vaccinated for COVID-19 in Florida	
Total people vaccinated	541,108
First dose	161,773
Series completed	379,335
Completed 1-dose series	54,559
Completed 2-dose series	324,776
First dose: current number of people who have only received their first dose of the Moderna or Pfizer vaccine.	
Series complete: current number of people who have received both Moderna or Pfizer vaccine doses or one Johnson & Johnson dose and are considered fully immunized.	

Demographic summary	First dose	Series complete	Total people vaccinated
Age group	161,773	379,335	541,108
16-24 years	29,352	21,173	50,525
25-34 years	34,932	38,319	73,251
35-44 years	32,290	54,795	87,085
45-54 years	25,940	68,314	94,254
55-64 years	20,142	78,946	99,088
65-74 years	10,474	72,712	83,186
75-84 years	5,265	33,263	38,528
85+ years	3,378	11,813	15,191
Race	161,773	379,335	541,108
White	87,531	230,171	317,702
Black	13,500	29,943	43,443
American Indian/Alaskan	699	1,060	1,759
Other	28,872	63,727	92,599
Unknown	31,171	54,434	85,605
Other race includes Asian, native Hawaiian/Pacific Islander, or other.			
Ethnicity	161,773	379,335	541,108
Hispanic	32,542	44,833	77,375
Non-Hispanic	63,060	195,866	258,926
Unknown	66,171	138,636	204,807
Gender	161,773	379,335	541,108
Female	82,949	210,513	293,462
Male	76,817	167,820	244,637
Unknown	2,007	1,002	3,009



COVID-19: Osceola County vaccine summary

Vaccination data through Apr 30, 2021 as of May 1, 2021 at 12:05 AM

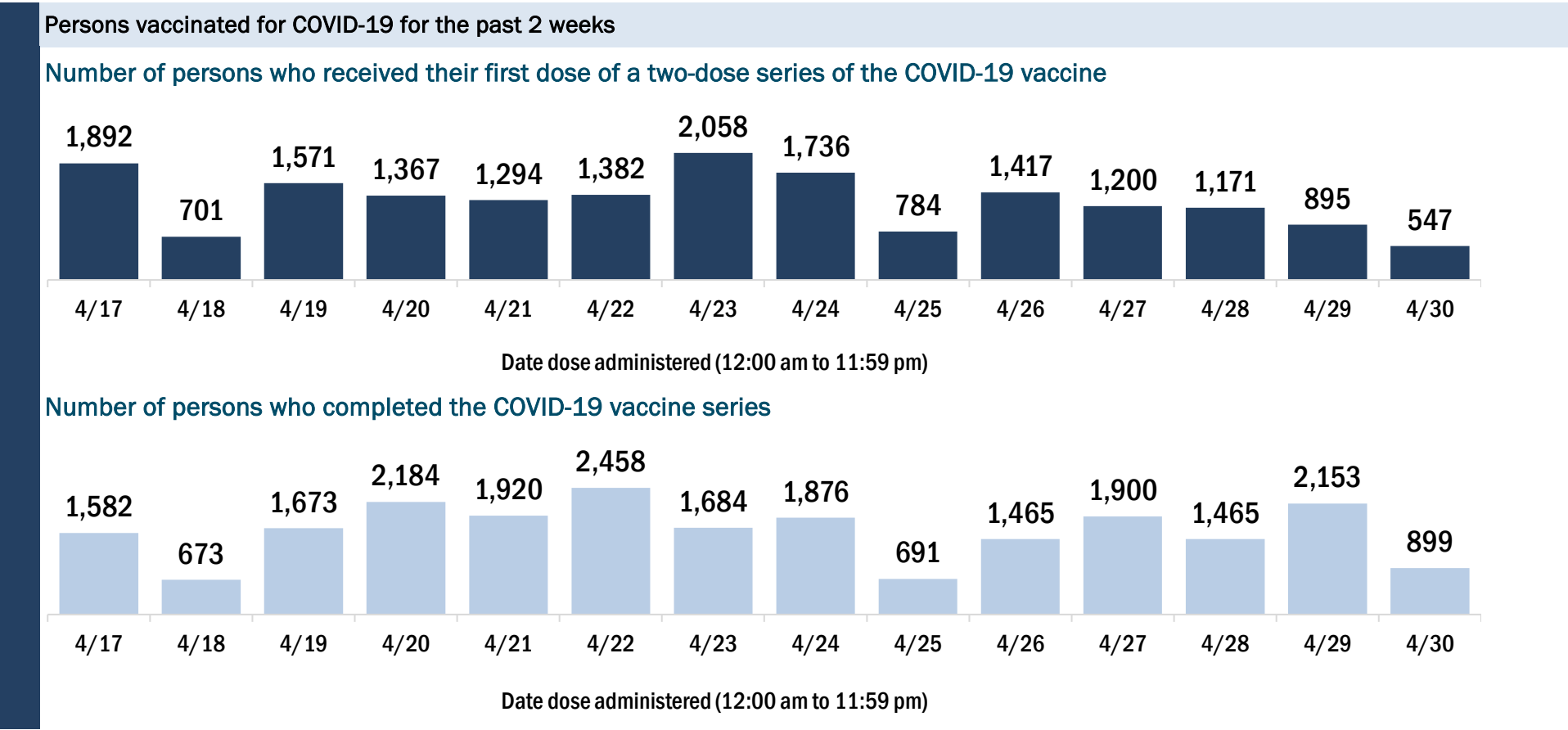
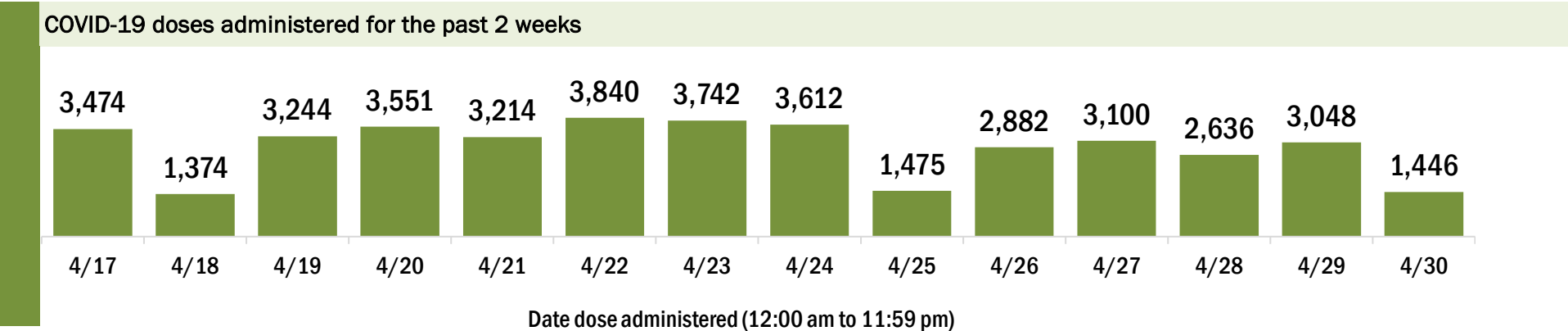
Data in this report are provisional and subject to change.

Data in this summary pertain to COVID-19 vaccines approved by the U.S. Food and Drug Administration and have been issued an Emergency Use Authorization (Janssen COVID-19 Vaccine, Moderna COVID-19 Vaccine and Pfizer-BioNTech COVID-19 Vaccine). These data summarize the number of people who have received either their first dose or have completed the series for a COVID-19 vaccine. **A person can only be counted in one category, first dose or series complete.** For persons receiving Moderna or Pfizer vaccines, once they receive their second dose, they are moved from the first dose column to the series completed column. **Because of this, the total first dose category may show a change from report to report not matching the total receiving their first dose from the previous day.** Persons receiving Johnson & Johnson vaccines will always be counted in the series completed column.

COVID-19 doses for vaccinated persons in Florida	
Doses administered	217,296
People receiving one dose of a 1-dose series (Johnson & Johnson) or receiving only one dose of a 2-dose series (Moderna, Pfizer) count once. Persons receiving both doses of a 2-dose series count twice.	

Current status of persons vaccinated for COVID-19 in Florida	
Total people vaccinated	136,564
First dose	44,881
Series completed	91,683
Completed 1-dose series	10,951
Completed 2-dose series	80,732
First dose: current number of people who have only received their first dose of the Moderna or Pfizer vaccine.	
Series complete: current number of people who have received both Moderna or Pfizer vaccine doses or one Johnson & Johnson dose and are considered fully immunized.	

Demographic summary	First dose	Series complete	Total people vaccinated
Age group	44,881	91,683	136,564
16-24 years	7,558	3,505	11,063
25-34 years	8,223	6,634	14,857
35-44 years	9,052	10,419	19,471
45-54 years	7,972	15,848	23,820
55-64 years	6,427	20,047	26,474
65-74 years	3,419	21,893	25,312
75-84 years	1,679	10,366	12,045
85+ years	551	2,971	3,522
Race	44,881	91,683	136,564
White	24,741	55,491	80,232
Black	2,391	4,979	7,370
American Indian/Alaskan	202	431	633
Other	7,934	16,391	24,325
Unknown	9,613	14,391	24,004
Other race includes Asian, native Hawaiian/Pacific Islander, or other.			
Ethnicity	44,881	91,683	136,564
Hispanic	16,021	27,268	43,289
Non-Hispanic	11,313	35,196	46,509
Unknown	17,547	29,219	46,766
Gender	44,881	91,683	136,564
Female	23,758	52,035	75,793
Male	20,985	39,579	60,564
Unknown	138	69	207



COVID-19: Palm Beach County vaccine summary

Vaccination data through Apr 30, 2021 as of May 1, 2021 at 12:05 AM

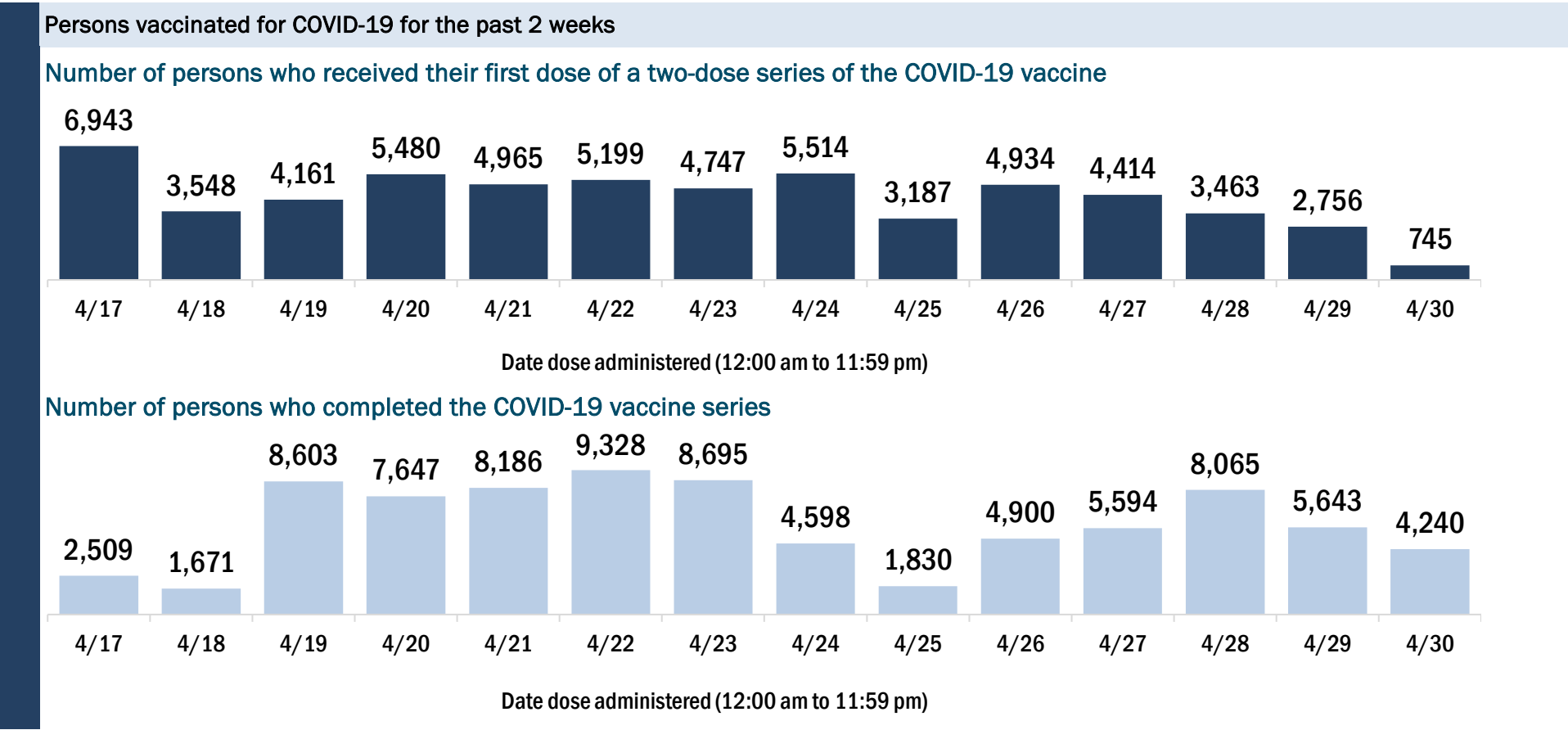
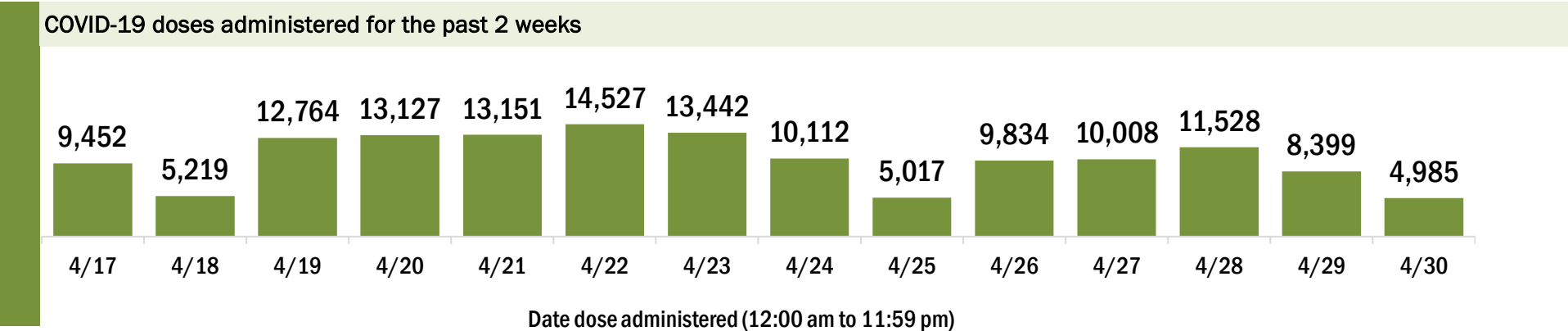
Data in this report are provisional and subject to change.

Data in this summary pertain to COVID-19 vaccines approved by the U.S. Food and Drug Administration and have been issued an Emergency Use Authorization (Janssen COVID-19 Vaccine, Moderna COVID-19 Vaccine and Pfizer-BioNTech COVID-19 Vaccine). These data summarize the number of people who have received either their first dose or have completed the series for a COVID-19 vaccine. **A person can only be counted in one category, first dose or series complete.** For persons receiving Moderna or Pfizer vaccines, once they receive their second dose, they are moved from the first dose column to the series completed column. **Because of this, the total first dose category may show a change from report to report not matching the total receiving their first dose from the previous day.** Persons receiving Johnson & Johnson vaccines will always be counted in the series completed column.

COVID-19 doses for vaccinated persons in Florida	
Doses administered	1,069,448
People receiving one dose of a 1-dose series (Johnson & Johnson) or receiving only one dose of a 2-dose series (Moderna, Pfizer) count once. Persons receiving both doses of a 2-dose series count twice.	

Current status of persons vaccinated for COVID-19 in Florida	
Total people vaccinated	651,546
First dose	194,222
Series completed	457,324
Completed 1-dose series	39,422
Completed 2-dose series	417,902
First dose: current number of people who have only received their first dose of the Moderna or Pfizer vaccine.	
Series complete: current number of people who have received both Moderna or Pfizer vaccine doses or one Johnson & Johnson dose and are considered fully immunized.	

Demographic summary	First dose	Series complete	Total people vaccinated
Age group	194,222	457,324	651,546
16-24 years	21,425	11,204	32,629
25-34 years	26,050	20,490	46,540
35-44 years	30,184	33,002	63,186
45-54 years	33,055	54,561	87,616
55-64 years	34,655	89,488	124,143
65-74 years	24,992	127,211	152,203
75-84 years	16,339	86,251	102,590
85+ years	7,522	35,117	42,639
Race	194,222	457,324	651,546
White	114,957	295,650	410,607
Black	15,904	24,487	40,391
American Indian/Alaskan	843	1,230	2,073
Other	22,386	41,295	63,681
Unknown	40,132	94,662	134,794
Other race includes Asian, native Hawaiian/Pacific Islander, or other.			
Ethnicity	194,222	457,324	651,546
Hispanic	35,861	40,456	76,317
Non-Hispanic	88,171	240,629	328,800
Unknown	70,190	176,239	246,429
Gender	194,222	457,324	651,546
Female	101,513	260,496	362,009
Male	92,171	196,483	288,654
Unknown	538	345	883



COVID-19: Pasco County vaccine summary

Vaccination data through Apr 30, 2021 as of May 1, 2021 at 12:05 AM

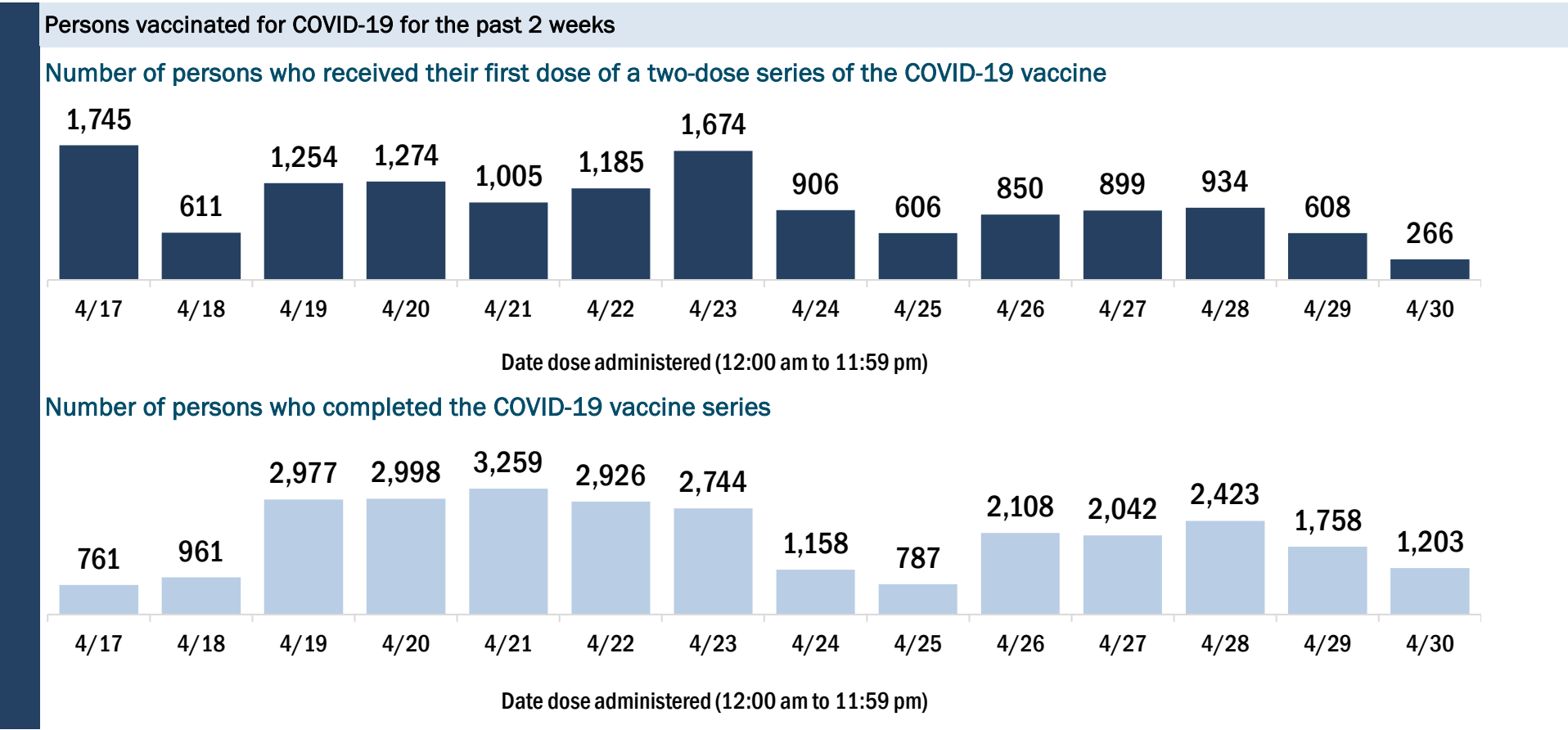
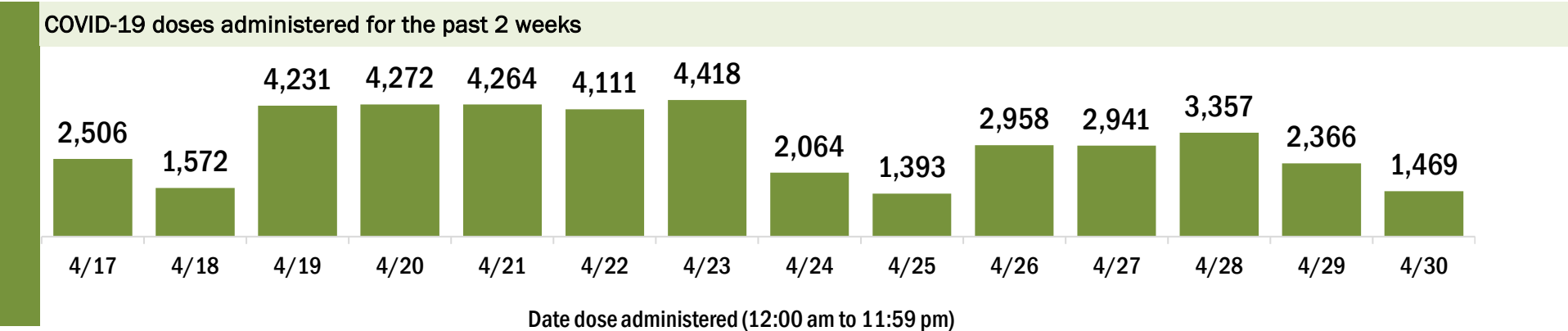
Data in this report are provisional and subject to change.

Data in this summary pertain to COVID-19 vaccines approved by the U.S. Food and Drug Administration and have been issued an Emergency Use Authorization (Janssen COVID-19 Vaccine, Moderna COVID-19 Vaccine and Pfizer-BioNTech COVID-19 Vaccine). These data summarize the number of people who have received either their first dose or have completed the series for a COVID-19 vaccine. **A person can only be counted in one category, first dose or series complete.** For persons receiving Moderna or Pfizer vaccines, once they receive their second dose, they are moved from the first dose column to the series completed column. **Because of this, the total first dose category may show a change from report to report not matching the total receiving their first dose from the previous day.** Persons receiving Johnson & Johnson vaccines will always be counted in the series completed column.

COVID-19 doses for vaccinated persons in Florida	
Doses administered	333,636
People receiving one dose of a 1-dose series (Johnson & Johnson) or receiving only one dose of a 2-dose series (Moderna, Pfizer) count once. Persons receiving both doses of a 2-dose series count twice.	

Current status of persons vaccinated for COVID-19 in Florida	
Total people vaccinated	202,310
First dose	58,915
Series completed	143,395
Completed 1-dose series	12,069
Completed 2-dose series	131,326
First dose: current number of people who have only received their first dose of the Moderna or Pfizer vaccine.	
Series complete: current number of people who have received both Moderna or Pfizer vaccine doses or one Johnson & Johnson dose and are considered fully immunized.	

Demographic summary	First dose	Series complete	Total people vaccinated
Age group	58,915	143,395	202,310
16-24 years	6,711	3,547	10,258
25-34 years	6,782	6,083	12,865
35-44 years	8,941	11,371	20,312
45-54 years	9,391	18,219	27,610
55-64 years	10,318	28,824	39,142
65-74 years	9,082	42,263	51,345
75-84 years	5,816	25,469	31,285
85+ years	1,874	7,619	9,493
Race	58,915	143,395	202,310
White	40,619	108,663	149,282
Black	2,375	3,990	6,365
American Indian/Alaskan	309	490	799
Other	6,606	13,228	19,834
Unknown	9,006	17,024	26,030
Other race includes Asian, native Hawaiian/Pacific Islander, or other.			
Ethnicity	58,915	143,395	202,310
Hispanic	5,604	8,147	13,751
Non-Hispanic	30,681	87,305	117,986
Unknown	22,630	47,943	70,573
Gender	58,915	143,395	202,310
Female	31,441	83,042	114,483
Male	27,381	60,252	87,633
Unknown	93	101	194



COVID-19: Pinellas County vaccine summary

Vaccination data through Apr 30, 2021 as of May 1, 2021 at 12:05 AM

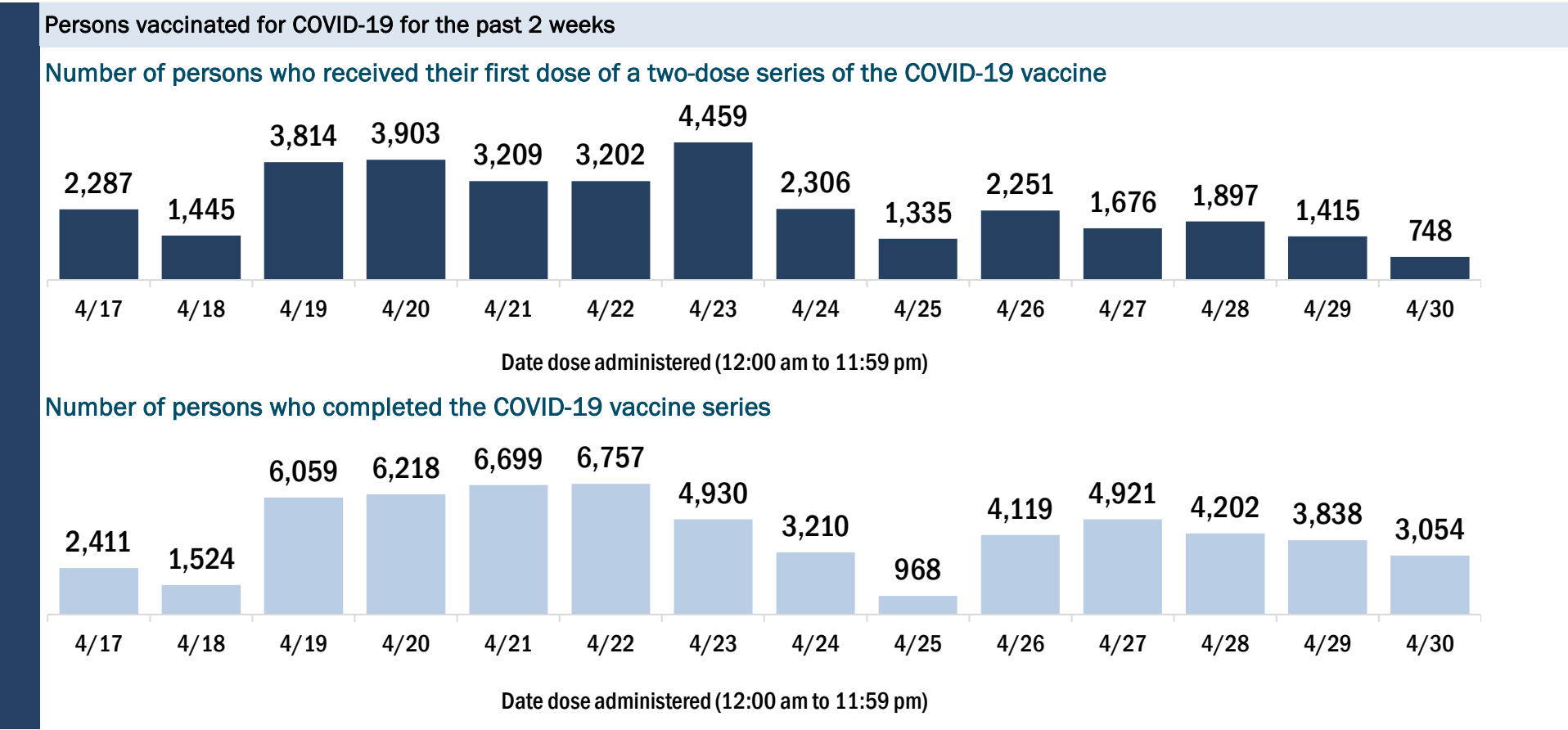
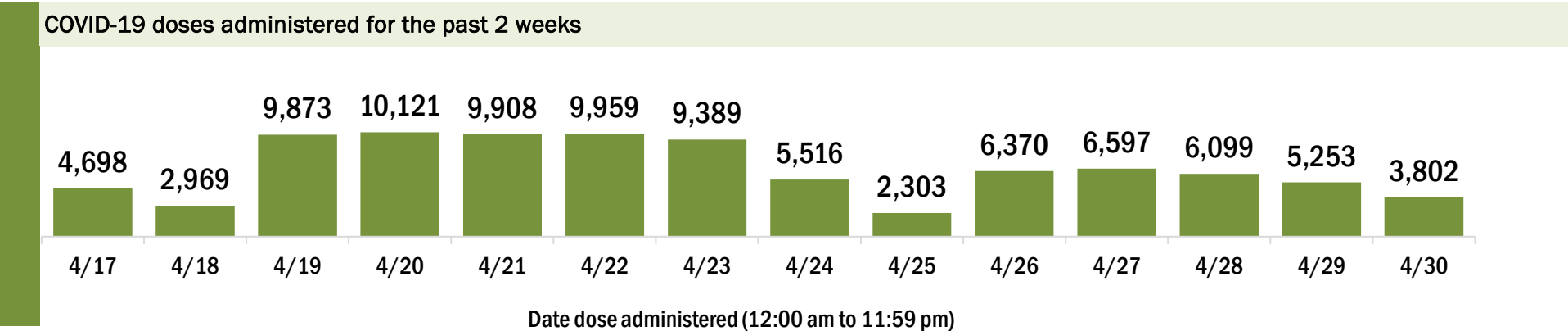
Data in this report are provisional and subject to change.

Data in this summary pertain to COVID-19 vaccines approved by the U.S. Food and Drug Administration and have been issued an Emergency Use Authorization (Janssen COVID-19 Vaccine, Moderna COVID-19 Vaccine and Pfizer-BioNTech COVID-19 Vaccine). These data summarize the number of people who have received either their first dose or have completed the series for a COVID-19 vaccine. **A person can only be counted in one category, first dose or series complete.** For persons receiving Moderna or Pfizer vaccines, once they receive their second dose, they are moved from the first dose column to the series completed column. **Because of this, the total first dose category may show a change from report to report not matching the total receiving their first dose from the previous day.** Persons receiving Johnson & Johnson vaccines will always be counted in the series completed column.

COVID-19 doses for vaccinated persons in Florida	
Doses administered	725,249
People receiving one dose of a 1-dose series (Johnson & Johnson) or receiving only one dose of a 2-dose series (Moderna, Pfizer) count once. Persons receiving both doses of a 2-dose series count twice.	

Current status of persons vaccinated for COVID-19 in Florida	
Total people vaccinated	426,004
First dose	106,210
Series completed	319,794
Completed 1-dose series	20,549
Completed 2-dose series	299,245
First dose: current number of people who have only received their first dose of the Moderna or Pfizer vaccine.	
Series complete: current number of people who have received both Moderna or Pfizer vaccine doses or one Johnson & Johnson dose and are considered fully immunized.	

Demographic summary	First dose	Series complete	Total people vaccinated
Age group	106,210	319,794	426,004
16-24 years	12,392	7,068	19,460
25-34 years	16,663	16,566	33,229
35-44 years	16,181	23,820	40,001
45-54 years	15,526	39,142	54,668
55-64 years	18,493	74,537	93,030
65-74 years	14,589	91,951	106,540
75-84 years	8,590	48,440	57,030
85+ years	3,776	18,270	22,046
Race	106,210	319,794	426,004
White	68,656	241,558	310,214
Black	6,392	13,244	19,636
American Indian/Alaskan	462	709	1,171
Other	10,707	25,320	36,027
Unknown	19,993	38,963	58,956
Other race includes Asian, native Hawaiian/Pacific Islander, or other.			
Ethnicity	106,210	319,794	426,004
Hispanic	5,785	10,301	16,086
Non-Hispanic	57,018	201,545	258,563
Unknown	43,407	107,948	151,355
Gender	106,210	319,794	426,004
Female	55,980	183,346	239,326
Male	49,958	135,901	185,859
Unknown	272	547	819



COVID-19: Polk County vaccine summary

Vaccination data through Apr 30, 2021 as of May 1, 2021 at 12:05 AM

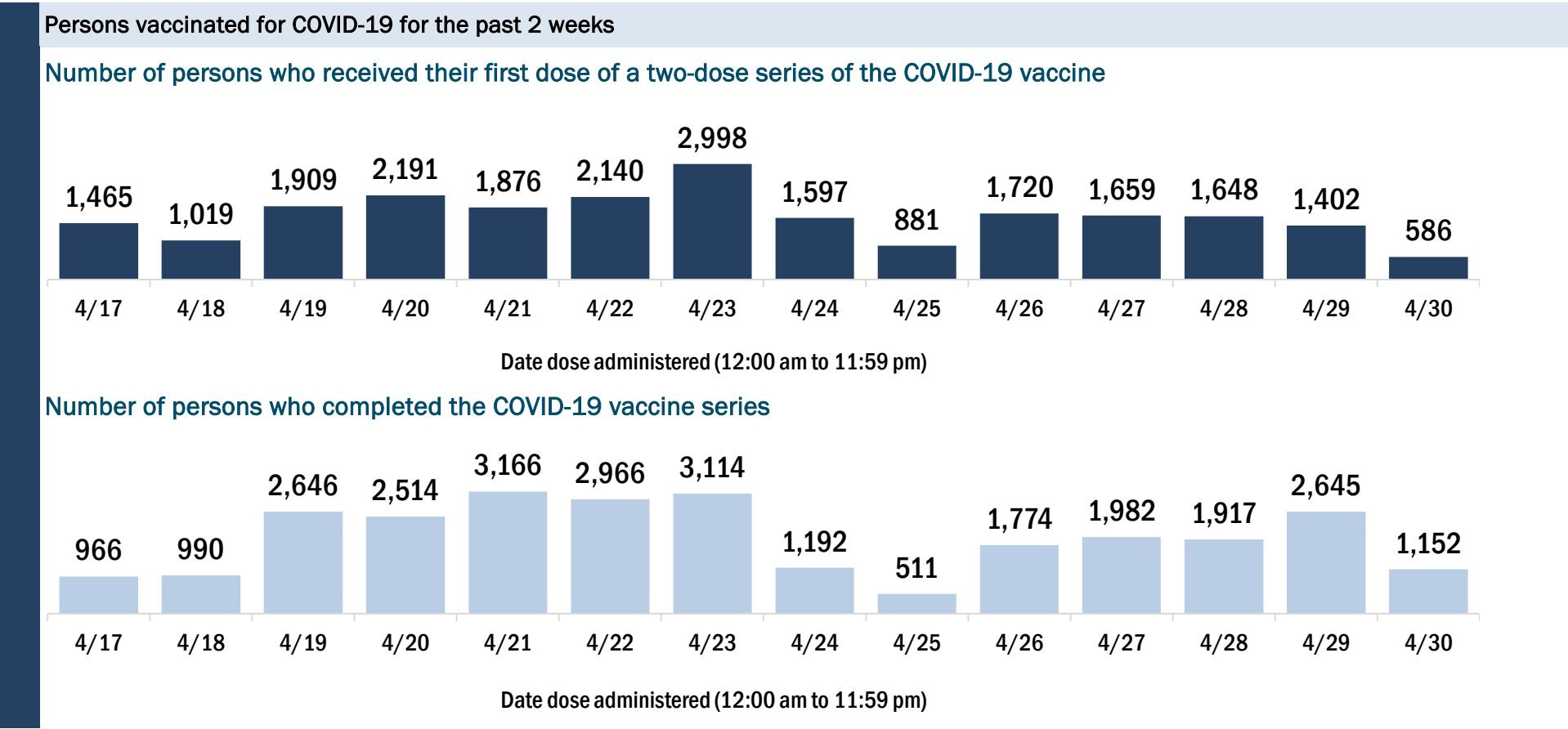
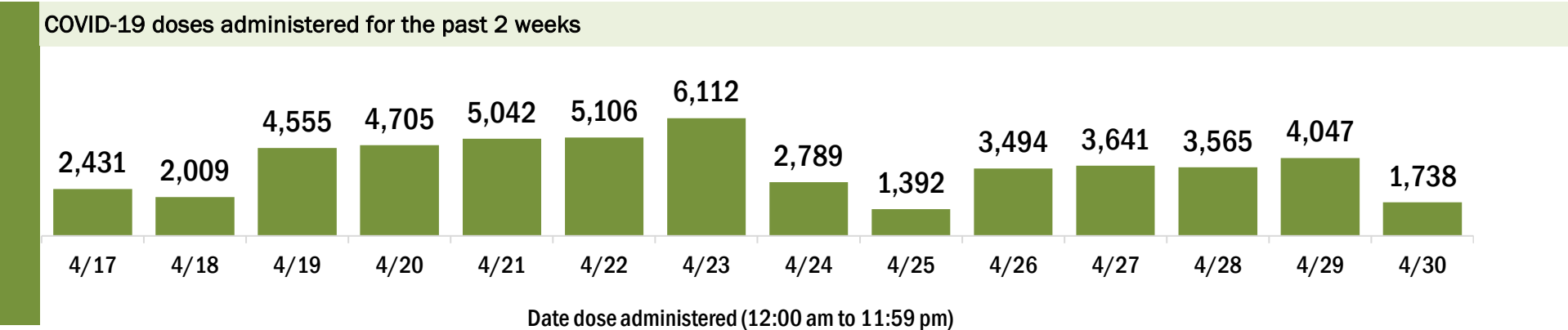
Data in this report are provisional and subject to change.

Data in this summary pertain to COVID-19 vaccines approved by the U.S. Food and Drug Administration and have been issued an Emergency Use Authorization (Janssen COVID-19 Vaccine, Moderna COVID-19 Vaccine and Pfizer-BioNTech COVID-19 Vaccine). These data summarize the number of people who have received either their first dose or have completed the series for a COVID-19 vaccine. **A person can only be counted in one category, first dose or series complete.** For persons receiving Moderna or Pfizer vaccines, once they receive their second dose, they are moved from the first dose column to the series completed column. **Because of this, the total first dose category may show a change from report to report not matching the total receiving their first dose from the previous day.** Persons receiving Johnson & Johnson vaccines will always be counted in the series completed column.

COVID-19 doses for vaccinated persons in Florida	
Doses administered	390,056
People receiving one dose of a 1-dose series (Johnson & Johnson) or receiving only one dose of a 2-dose series (Moderna, Pfizer) count once. Persons receiving both doses of a 2-dose series count twice.	

Current status of persons vaccinated for COVID-19 in Florida	
Total people vaccinated	238,122
First dose	75,390
Series completed	162,732
Completed 1-dose series	10,798
Completed 2-dose series	151,934
First dose: current number of people who have only received their first dose of the Moderna or Pfizer vaccine.	
Series complete: current number of people who have received both Moderna or Pfizer vaccine doses or one Johnson & Johnson dose and are considered fully immunized.	

Demographic summary	First dose	Series complete	Total people vaccinated
Age group	75,390	162,732	238,122
16-24 years	7,847	3,737	11,584
25-34 years	10,275	7,744	18,019
35-44 years	11,211	11,576	22,787
45-54 years	12,081	18,362	30,443
55-64 years	12,833	32,247	45,080
65-74 years	11,536	50,279	61,815
75-84 years	7,108	30,120	37,228
85+ years	2,499	8,667	11,166
Race	75,390	162,732	238,122
White	45,636	116,048	161,684
Black	6,616	10,813	17,429
American Indian/Alaskan	549	765	1,314
Other	8,726	13,349	22,075
Unknown	13,863	21,757	35,620
Other race includes Asian, native Hawaiian/Pacific Islander, or other.			
Ethnicity	75,390	162,732	238,122
Hispanic	14,814	16,318	31,132
Non-Hispanic	32,759	94,343	127,102
Unknown	27,817	52,071	79,888
Gender	75,390	162,732	238,122
Female	39,434	92,930	132,364
Male	35,716	69,702	105,418
Unknown	240	100	340



COVID-19: Putnam County vaccine summary

Vaccination data through Apr 30, 2021 as of May 1, 2021 at 12:05 AM

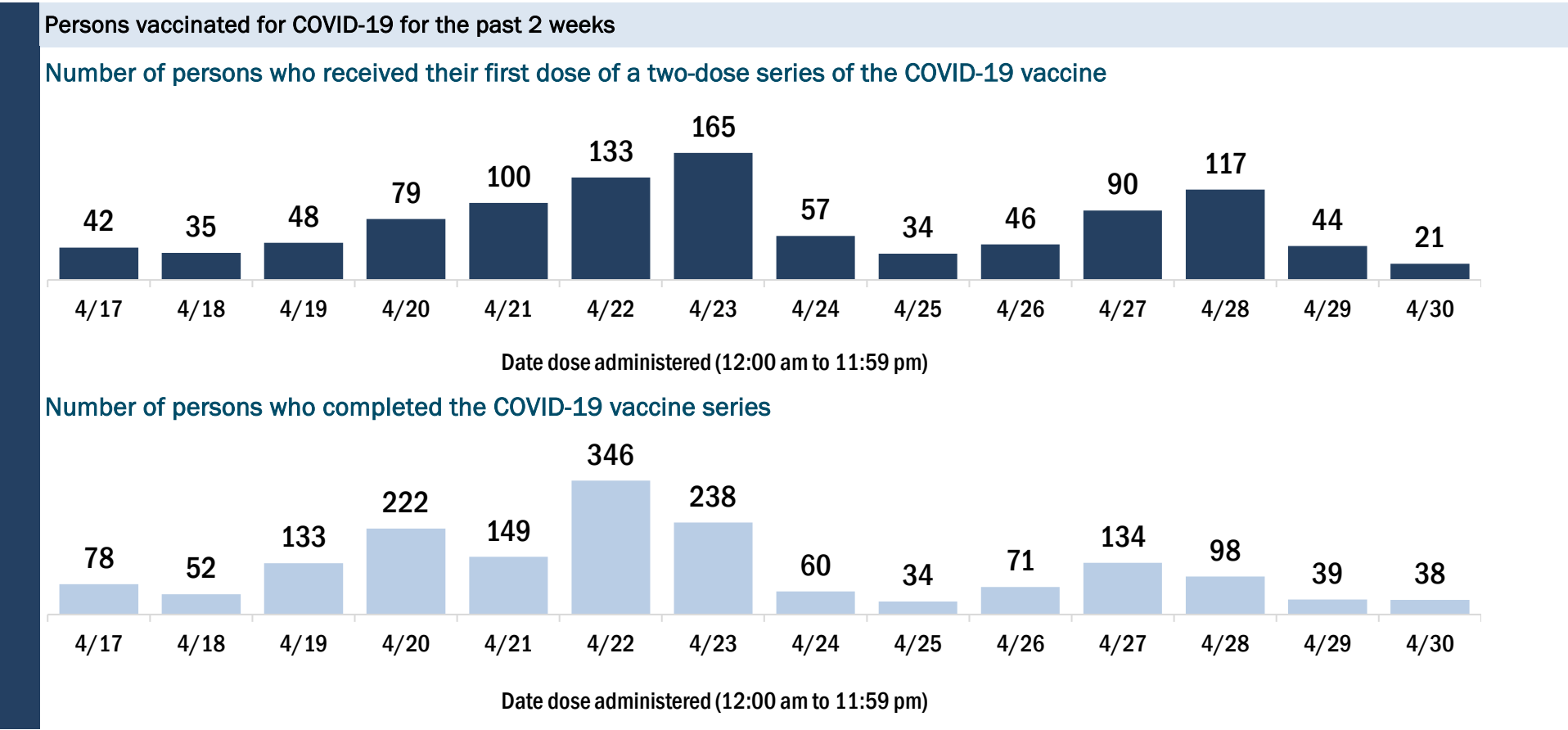
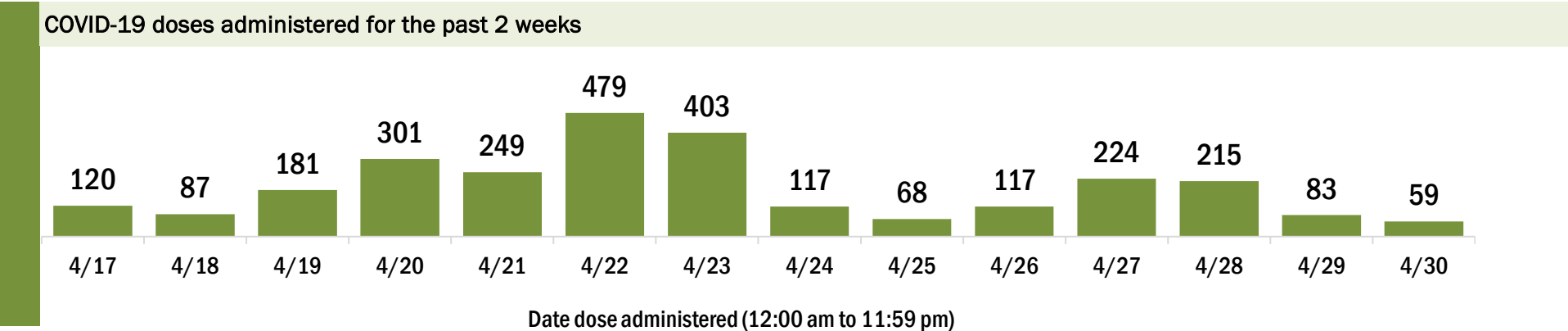
Data in this report are provisional and subject to change.

Data in this summary pertain to COVID-19 vaccines approved by the U.S. Food and Drug Administration and have been issued an Emergency Use Authorization (Janssen COVID-19 Vaccine, Moderna COVID-19 Vaccine and Pfizer-BioNTech COVID-19 Vaccine). These data summarize the number of people who have received either their first dose or have completed the series for a COVID-19 vaccine. **A person can only be counted in one category, first dose or series complete.** For persons receiving Moderna or Pfizer vaccines, once they receive their second dose, they are moved from the first dose column to the series completed column. **Because of this, the total first dose category may show a change from report to report not matching the total receiving their first dose from the previous day.** Persons receiving Johnson & Johnson vaccines will always be counted in the series completed column.

COVID-19 doses for vaccinated persons in Florida	
Doses administered	30,524
People receiving one dose of a 1-dose series (Johnson & Johnson) or receiving only one dose of a 2-dose series (Moderna, Pfizer) count once. Persons receiving both doses of a 2-dose series count twice.	

Current status of persons vaccinated for COVID-19 in Florida	
Total people vaccinated	18,448
First dose	5,515
Series completed	12,933
Completed 1-dose series	857
Completed 2-dose series	12,076
First dose: current number of people who have only received their first dose of the Moderna or Pfizer vaccine.	
Series complete: current number of people who have received both Moderna or Pfizer vaccine doses or one Johnson & Johnson dose and are considered fully immunized.	

Demographic summary	First dose	Series complete	Total people vaccinated
Age group	5,515	12,933	18,448
16-24 years	302	168	470
25-34 years	438	355	793
35-44 years	547	542	1,089
45-54 years	700	1,133	1,833
55-64 years	1,182	2,850	4,032
65-74 years	1,342	4,608	5,950
75-84 years	760	2,499	3,259
85+ years	244	778	1,022
Race	5,515	12,933	18,448
White	4,064	10,122	14,186
Black	567	1,352	1,919
American Indian/Alaskan	53	96	149
Other	475	735	1,210
Unknown	356	628	984
Other race includes Asian, native Hawaiian/Pacific Islander, or other.			
Ethnicity	5,515	12,933	18,448
Hispanic	385	527	912
Non-Hispanic	4,133	10,207	14,340
Unknown	997	2,199	3,196
Gender	5,515	12,933	18,448
Female	2,870	7,428	10,298
Male	2,633	5,499	8,132
Unknown	12	6	18



COVID-19: Santa Rosa County vaccine summary

Vaccination data through Apr 30, 2021 as of May 1, 2021 at 12:05 AM

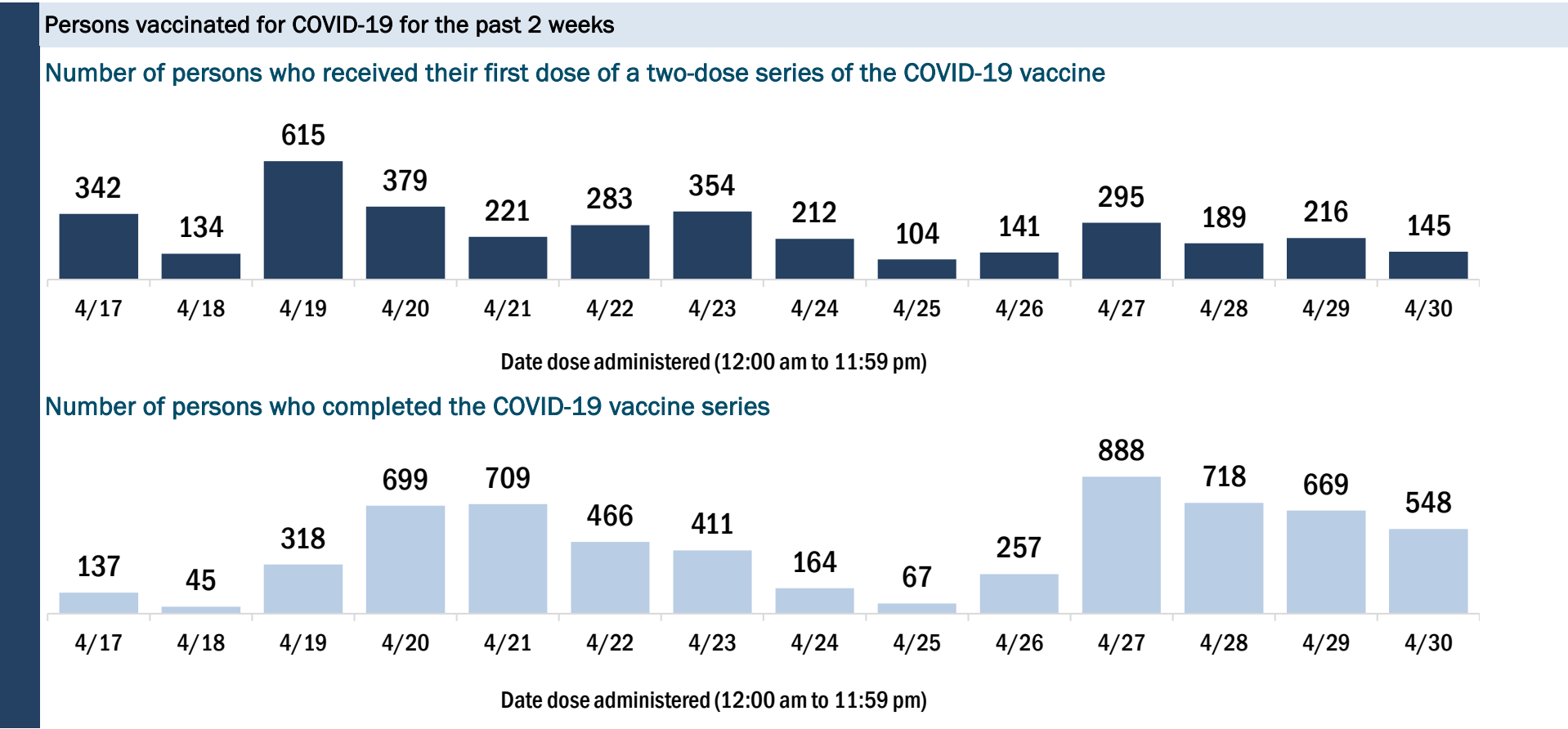
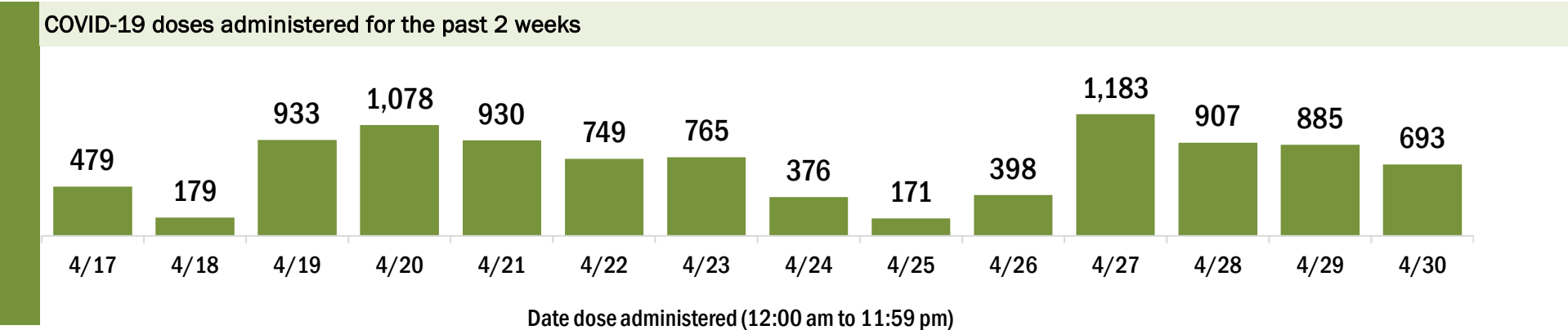
Data in this report are provisional and subject to change.

Data in this summary pertain to COVID-19 vaccines approved by the U.S. Food and Drug Administration and have been issued an Emergency Use Authorization (Janssen COVID-19 Vaccine, Moderna COVID-19 Vaccine and Pfizer-BioNTech COVID-19 Vaccine). These data summarize the number of people who have received either their first dose or have completed the series for a COVID-19 vaccine. **A person can only be counted in one category, first dose or series complete.** For persons receiving Moderna or Pfizer vaccines, once they receive their second dose, they are moved from the first dose column to the series completed column. **Because of this, the total first dose category may show a change from report to report not matching the total receiving their first dose from the previous day.** Persons receiving Johnson & Johnson vaccines will always be counted in the series completed column.

COVID-19 doses for vaccinated persons in Florida	
Doses administered	95,615
People receiving one dose of a 1-dose series (Johnson & Johnson) or receiving only one dose of a 2-dose series (Moderna, Pfizer) count once. Persons receiving both doses of a 2-dose series count twice.	

Current status of persons vaccinated for COVID-19 in Florida	
Total people vaccinated	57,412
First dose	16,818
Series completed	40,594
Completed 1-dose series	2,391
Completed 2-dose series	38,203
First dose: current number of people who have only received their first dose of the Moderna or Pfizer vaccine.	
Series complete: current number of people who have received both Moderna or Pfizer vaccine doses or one Johnson & Johnson dose and are considered fully immunized.	

Demographic summary	First dose	Series complete	Total people vaccinated
Age group	16,818	40,594	57,412
16-24 years	1,810	1,003	2,813
25-34 years	2,169	1,822	3,991
35-44 years	2,706	3,071	5,777
45-54 years	2,826	5,076	7,902
55-64 years	3,305	9,257	12,562
65-74 years	2,454	12,526	14,980
75-84 years	1,161	6,108	7,269
85+ years	387	1,731	2,118
Race	16,818	40,594	57,412
White	10,604	30,205	40,809
Black	988	1,247	2,235
American Indian/Alaskan	84	240	324
Other	1,375	2,707	4,082
Unknown	3,767	6,195	9,962
Other race includes Asian, native Hawaiian/Pacific Islander, or other.			
Ethnicity	16,818	40,594	57,412
Hispanic	916	1,018	1,934
Non-Hispanic	9,965	27,098	37,063
Unknown	5,937	12,478	18,415
Gender	16,818	40,594	57,412
Female	8,592	23,121	31,713
Male	8,207	17,463	25,670
Unknown	19	10	29



COVID-19: Sarasota County vaccine summary

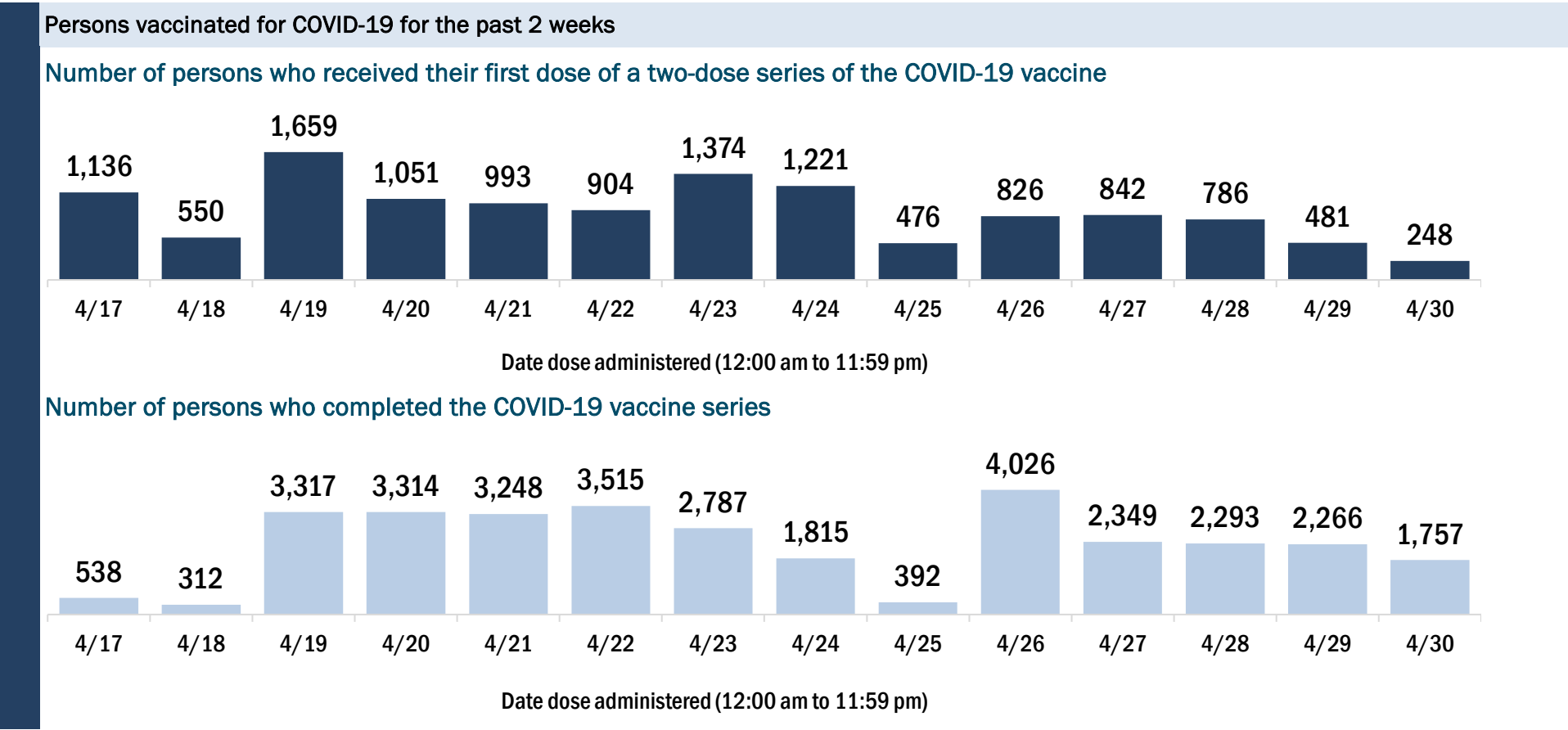
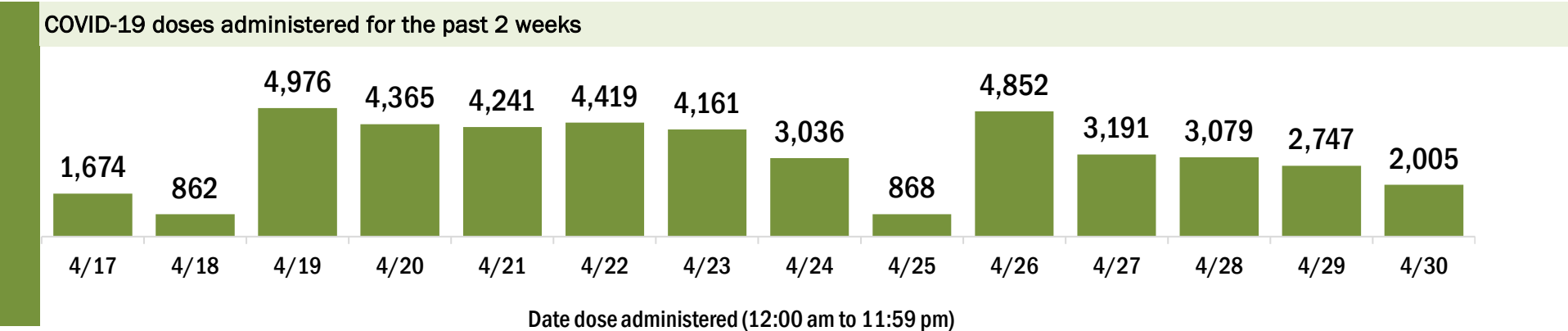
Vaccination data through Apr 30, 2021 as of May 1, 2021 at 12:05 AM

Data in this report are provisional and subject to change.

Data in this summary pertain to COVID-19 vaccines approved by the U.S. Food and Drug Administration and have been issued an Emergency Use Authorization (Janssen COVID-19 Vaccine, Moderna COVID-19 Vaccine and Pfizer-BioNTech COVID-19 Vaccine). These data summarize the number of people who have received either their first dose or have completed the series for a COVID-19 vaccine. **A person can only be counted in one category, first dose or series complete.** For persons receiving Moderna or Pfizer vaccines, once they receive their second dose, they are moved from the first dose column to the series completed column. **Because of this, the total first dose category may show a change from report to report not matching the total receiving their first dose from the previous day.** Persons receiving Johnson & Johnson vaccines will always be counted in the series completed column.

COVID-19 doses for vaccinated persons in Florida	
Doses administered	401,349
People receiving one dose of a 1-dose series (Johnson & Johnson) or receiving only one dose of a 2-dose series (Moderna, Pfizer) count once. Persons receiving both doses of a 2-dose series count twice.	
Current status of persons vaccinated for COVID-19 in Florida	
Total people vaccinated	236,333
First dose	62,334
Series completed	173,999
Completed 1-dose series	8,983
Completed 2-dose series	165,016
First dose: current number of people who have only received their first dose of the Moderna or Pfizer vaccine.	
Series complete: current number of people who have received both Moderna or Pfizer vaccine doses or one Johnson & Johnson dose and are considered fully immunized.	

Demographic summary		First dose	Series complete	Total people vaccinated
Age group		62,334	173,999	236,333
16-24 years		5,394	2,091	7,485
25-34 years		5,625	3,779	9,404
35-44 years		6,482	6,511	12,993
45-54 years		7,733	13,077	20,810
55-64 years		11,242	31,041	42,283
65-74 years		13,328	62,923	76,251
75-84 years		8,869	40,478	49,347
85+ years		3,661	14,099	17,760
Race		62,334	173,999	236,333
White		46,402	139,125	185,527
Black		1,358	2,408	3,766
American Indian/Alaskan		228	600	828
Other		4,851	11,172	16,023
Unknown		9,495	20,694	30,189
Other race includes Asian, native Hawaiian/Pacific Islander, or other.				
Ethnicity		62,334	173,999	236,333
Hispanic		5,130	5,200	10,330
Non-Hispanic		37,183	117,717	154,900
Unknown		20,021	51,082	71,103
Gender		62,334	173,999	236,333
Female		33,044	98,228	131,272
Male		29,137	75,669	104,806
Unknown		153	102	255



COVID-19: Seminole County vaccine summary

Vaccination data through Apr 30, 2021 as of May 1, 2021 at 12:05 AM

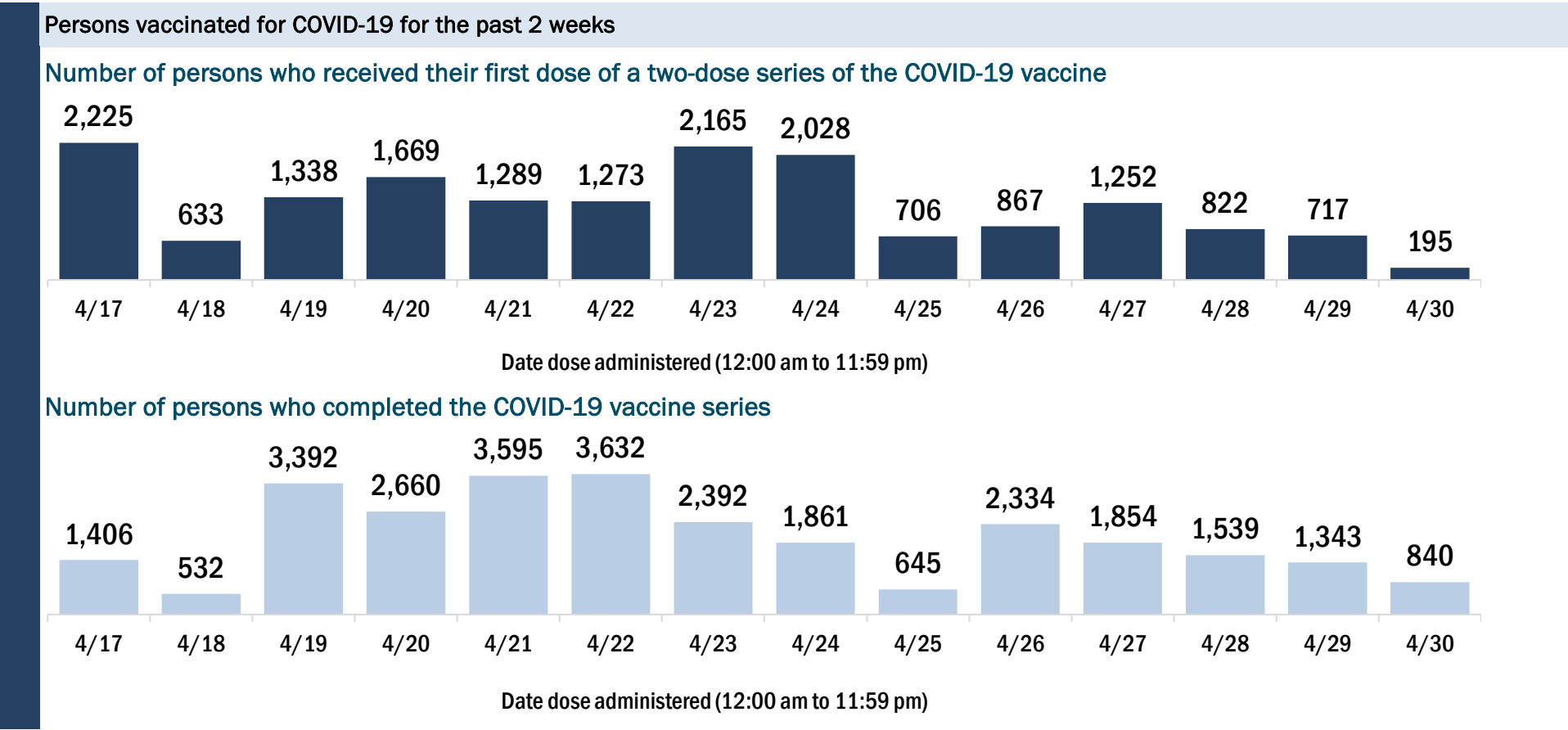
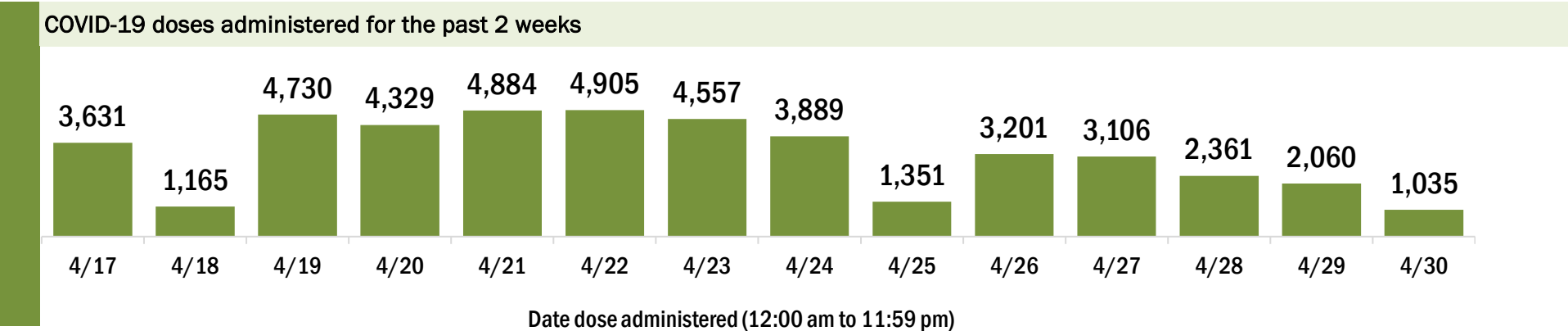
Data in this report are provisional and subject to change.

Data in this summary pertain to COVID-19 vaccines approved by the U.S. Food and Drug Administration and have been issued an Emergency Use Authorization (Janssen COVID-19 Vaccine, Moderna COVID-19 Vaccine and Pfizer-BioNTech COVID-19 Vaccine). These data summarize the number of people who have received either their first dose or have completed the series for a COVID-19 vaccine. **A person can only be counted in one category, first dose or series complete.** For persons receiving Moderna or Pfizer vaccines, once they receive their second dose, they are moved from the first dose column to the series completed column. **Because of this, the total first dose category may show a change from report to report not matching the total receiving their first dose from the previous day.** Persons receiving Johnson & Johnson vaccines will always be counted in the series completed column.

COVID-19 doses for vaccinated persons in Florida	
Doses administered	294,328
People receiving one dose of a 1-dose series (Johnson & Johnson) or receiving only one dose of a 2-dose series (Moderna, Pfizer) count once. Persons receiving both doses of a 2-dose series count twice.	

Current status of persons vaccinated for COVID-19 in Florida	
Total people vaccinated	177,948
First dose	51,402
Series completed	126,546
Completed 1-dose series	10,166
Completed 2-dose series	116,380
First dose: current number of people who have only received their first dose of the Moderna or Pfizer vaccine.	
Series complete: current number of people who have received both Moderna or Pfizer vaccine doses or one Johnson & Johnson dose and are considered fully immunized.	

Demographic summary	First dose	Series complete	Total people vaccinated
Age group	51,402	126,546	177,948
16-24 years	9,996	5,636	15,632
25-34 years	10,266	9,348	19,614
35-44 years	10,344	15,040	25,384
45-54 years	8,176	20,718	28,894
55-64 years	6,687	27,265	33,952
65-74 years	3,388	29,006	32,394
75-84 years	1,746	14,161	15,907
85+ years	799	5,372	6,171
Race	51,402	126,546	177,948
White	31,476	89,960	121,436
Black	3,866	8,074	11,940
American Indian/Alaskan	245	540	785
Other	8,430	17,913	26,343
Unknown	7,385	10,059	17,444
Other race includes Asian, native Hawaiian/Pacific Islander, or other.			
Ethnicity	51,402	126,546	177,948
Hispanic	9,115	13,895	23,010
Non-Hispanic	26,648	81,481	108,129
Unknown	15,639	31,170	46,809
Gender	51,402	126,546	177,948
Female	26,396	72,363	98,759
Male	24,785	54,064	78,849
Unknown	221	119	340



COVID-19: St. Johns County vaccine summary

Vaccination data through Apr 30, 2021 as of May 1, 2021 at 12:05 AM

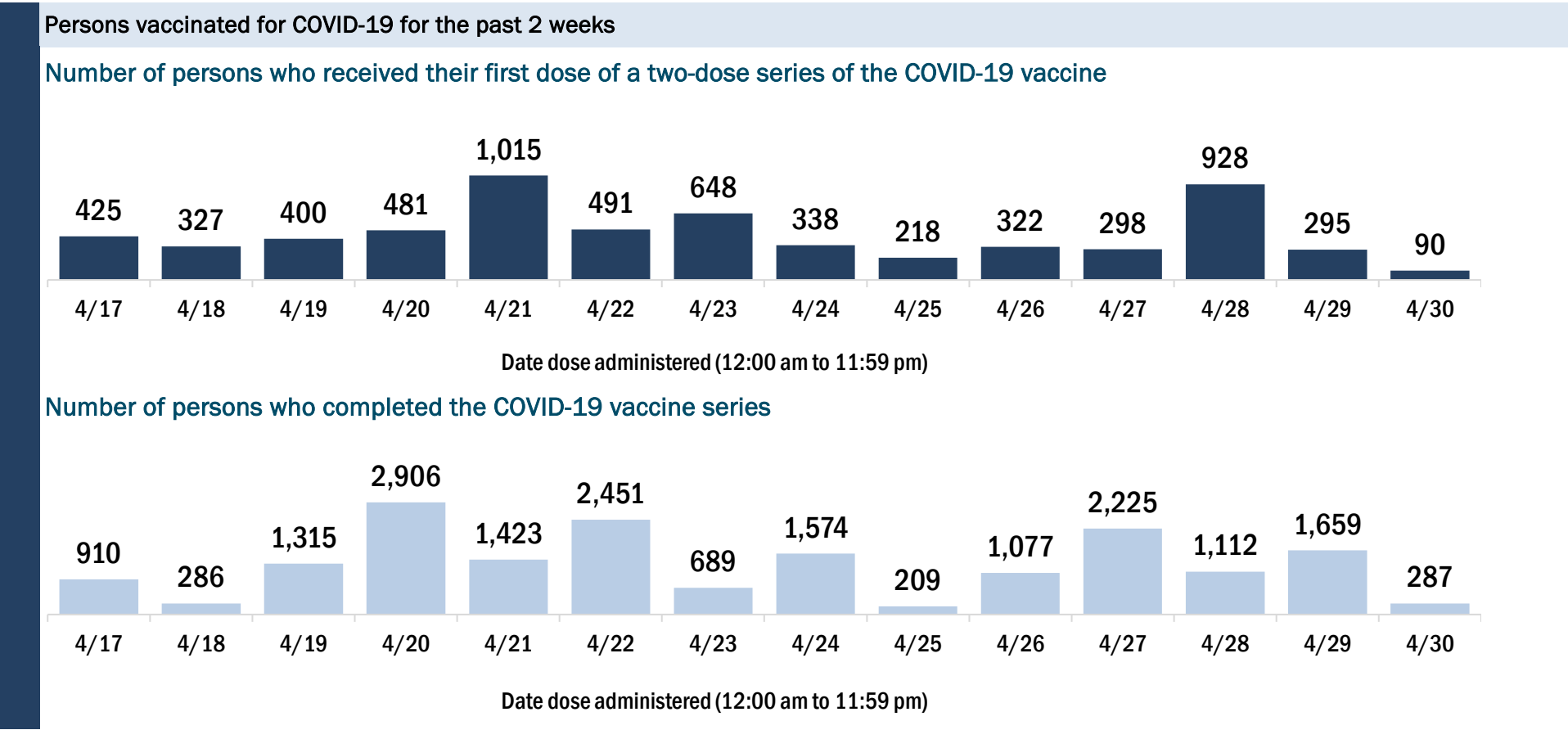
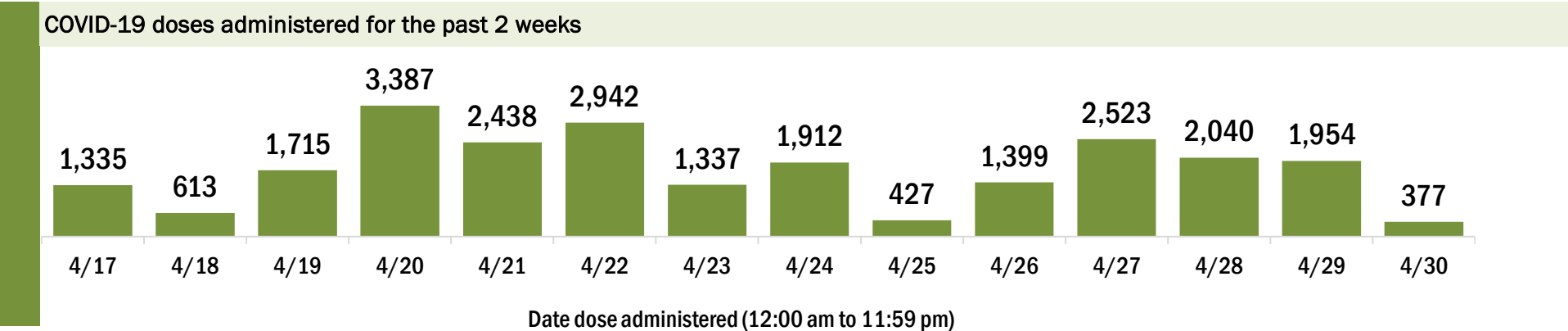
Data in this report are provisional and subject to change.

Data in this summary pertain to COVID-19 vaccines approved by the U.S. Food and Drug Administration and have been issued an Emergency Use Authorization (Janssen COVID-19 Vaccine, Moderna COVID-19 Vaccine and Pfizer-BioNTech COVID-19 Vaccine). These data summarize the number of people who have received either their first dose or have completed the series for a COVID-19 vaccine. **A person can only be counted in one category, first dose or series complete.** For persons receiving Moderna or Pfizer vaccines, once they receive their second dose, they are moved from the first dose column to the series completed column. **Because of this, the total first dose category may show a change from report to report not matching the total receiving their first dose from the previous day.** Persons receiving Johnson & Johnson vaccines will always be counted in the series completed column.

COVID-19 doses for vaccinated persons in Florida	
Doses administered	221,336
People receiving one dose of a 1-dose series (Johnson & Johnson) or receiving only one dose of a 2-dose series (Moderna, Pfizer) count once. Persons receiving both doses of a 2-dose series count twice.	

Current status of persons vaccinated for COVID-19 in Florida	
Total people vaccinated	125,206
First dose	23,687
Series completed	101,519
Completed 1-dose series	5,389
Completed 2-dose series	96,130
First dose: current number of people who have only received their first dose of the Moderna or Pfizer vaccine.	
Series complete: current number of people who have received both Moderna or Pfizer vaccine doses or one Johnson & Johnson dose and are considered fully immunized.	

Demographic summary	First dose	Series complete	Total people vaccinated
Age group	23,687	101,519	125,206
16-24 years	4,227	3,588	7,815
25-34 years	3,152	4,838	7,990
35-44 years	4,560	11,496	16,056
45-54 years	4,136	14,967	19,103
55-64 years	3,562	21,298	24,860
65-74 years	2,329	27,941	30,270
75-84 years	1,203	13,557	14,760
85+ years	518	3,834	4,352
Race	23,687	101,519	125,206
White	15,154	76,675	91,829
Black	963	2,931	3,894
American Indian/Alaskan	79	283	362
Other	2,818	9,533	12,351
Unknown	4,673	12,097	16,770
Other race includes Asian, native Hawaiian/Pacific Islander, or other.			
Ethnicity	23,687	101,519	125,206
Hispanic	1,623	3,970	5,593
Non-Hispanic	13,234	68,078	81,312
Unknown	8,830	29,471	38,301
Gender	23,687	101,519	125,206
Female	12,341	56,369	68,710
Male	11,317	45,132	56,449
Unknown	29	18	47



COVID-19: St. Lucie County vaccine summary

Vaccination data through Apr 30, 2021 as of May 1, 2021 at 12:05 AM

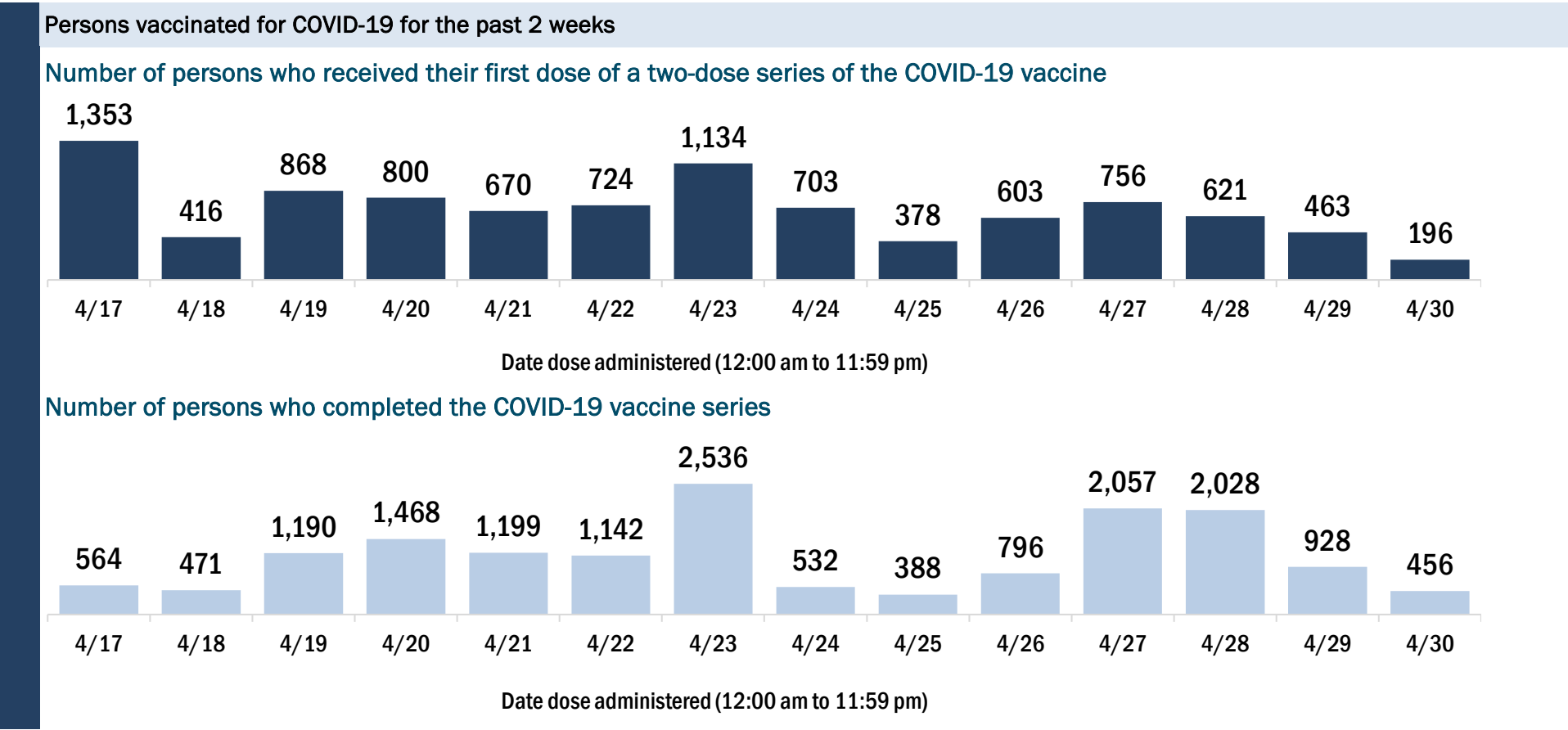
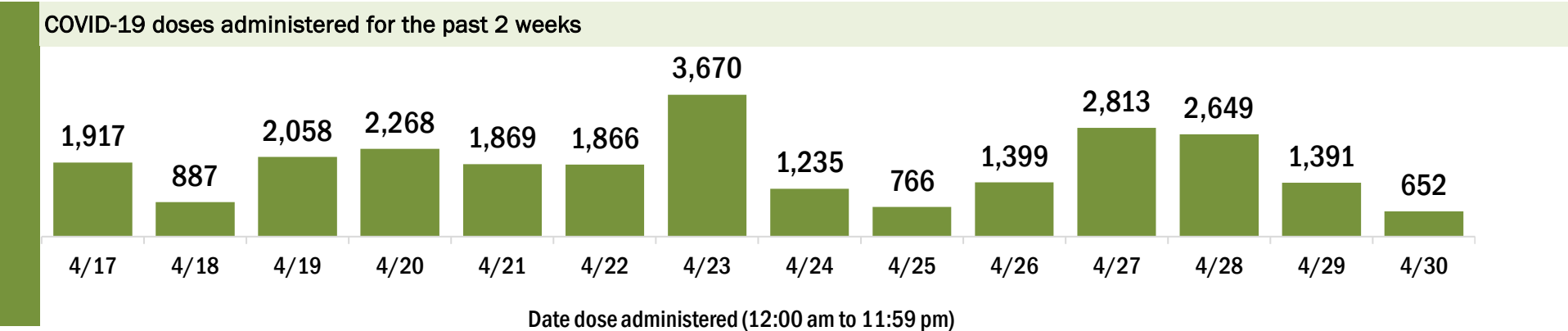
Data in this report are provisional and subject to change.

Data in this summary pertain to COVID-19 vaccines approved by the U.S. Food and Drug Administration and have been issued an Emergency Use Authorization (Janssen COVID-19 Vaccine, Moderna COVID-19 Vaccine and Pfizer-BioNTech COVID-19 Vaccine). These data summarize the number of people who have received either their first dose or have completed the series for a COVID-19 vaccine. **A person can only be counted in one category, first dose or series complete.** For persons receiving Moderna or Pfizer vaccines, once they receive their second dose, they are moved from the first dose column to the series completed column. **Because of this, the total first dose category may show a change from report to report not matching the total receiving their first dose from the previous day.** Persons receiving Johnson & Johnson vaccines will always be counted in the series completed column.

COVID-19 doses for vaccinated persons in Florida	
Doses administered	199,481
People receiving one dose of a 1-dose series (Johnson & Johnson) or receiving only one dose of a 2-dose series (Moderna, Pfizer) count once. Persons receiving both doses of a 2-dose series count twice.	

Current status of persons vaccinated for COVID-19 in Florida	
Total people vaccinated	120,306
First dose	37,480
Series completed	82,826
Completed 1-dose series	3,651
Completed 2-dose series	79,175
First dose: current number of people who have only received their first dose of the Moderna or Pfizer vaccine.	
Series complete: current number of people who have received both Moderna or Pfizer vaccine doses or one Johnson & Johnson dose and are considered fully immunized.	

Demographic summary	First dose	Series complete	Total people vaccinated
Age group	37,480	82,826	120,306
16-24 years	3,422	1,489	4,911
25-34 years	3,673	2,733	6,406
35-44 years	4,712	4,674	9,386
45-54 years	5,904	8,488	14,392
55-64 years	8,094	16,867	24,961
65-74 years	6,606	27,890	34,496
75-84 years	3,767	15,889	19,656
85+ years	1,302	4,796	6,098
Race	37,480	82,826	120,306
White	22,922	54,400	77,322
Black	3,983	7,734	11,717
American Indian/Alaskan	190	377	567
Other	3,952	7,465	11,417
Unknown	6,433	12,850	19,283
Other race includes Asian, native Hawaiian/Pacific Islander, or other.			
Ethnicity	37,480	82,826	120,306
Hispanic	5,883	7,401	13,284
Non-Hispanic	17,729	47,173	64,902
Unknown	13,868	28,252	42,120
Gender	37,480	82,826	120,306
Female	19,858	47,231	67,089
Male	17,528	35,522	53,050
Unknown	94	73	167



COVID-19: Sumter County vaccine summary

Vaccination data through Apr 30, 2021 as of May 1, 2021 at 12:05 AM

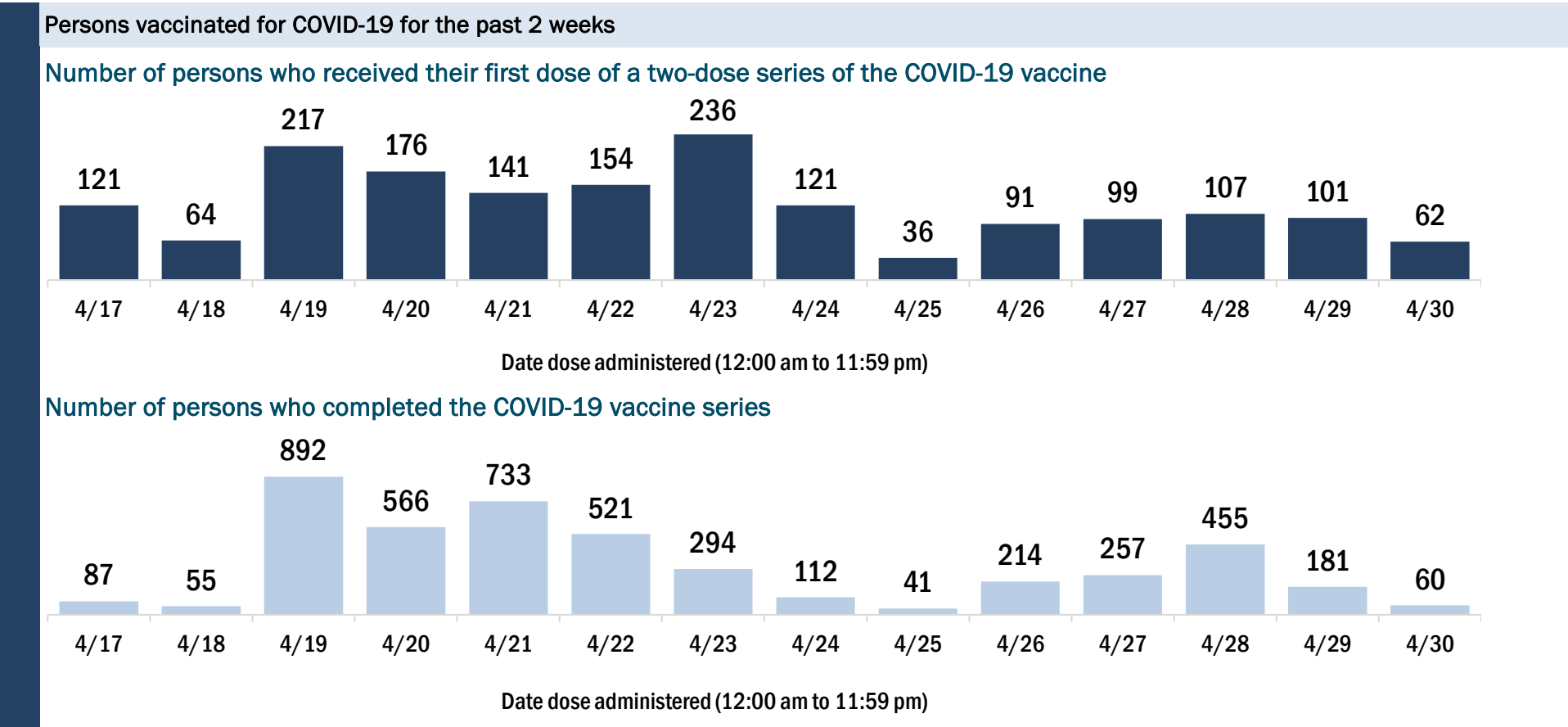
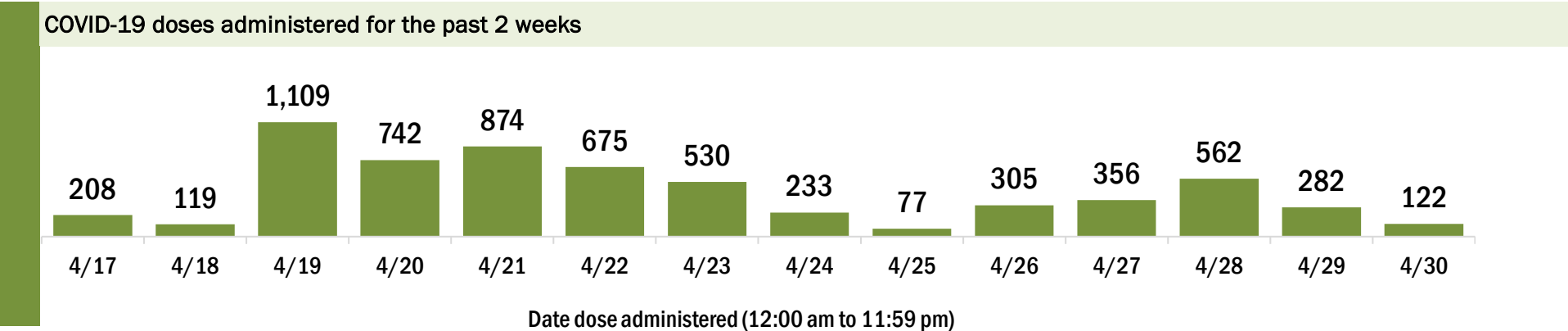
Data in this report are provisional and subject to change.

Data in this summary pertain to COVID-19 vaccines approved by the U.S. Food and Drug Administration and have been issued an Emergency Use Authorization (Janssen COVID-19 Vaccine, Moderna COVID-19 Vaccine and Pfizer-BioNTech COVID-19 Vaccine). These data summarize the number of people who have received either their first dose or have completed the series for a COVID-19 vaccine. **A person can only be counted in one category, first dose or series complete.** For persons receiving Moderna or Pfizer vaccines, once they receive their second dose, they are moved from the first dose column to the series completed column. **Because of this, the total first dose category may show a change from report to report not matching the total receiving their first dose from the previous day.** Persons receiving Johnson & Johnson vaccines will always be counted in the series completed column.

COVID-19 doses for vaccinated persons in Florida	
Doses administered	149,881
People receiving one dose of a 1-dose series (Johnson & Johnson) or receiving only one dose of a 2-dose series (Moderna, Pfizer) count once. Persons receiving both doses of a 2-dose series count twice.	

Current status of persons vaccinated for COVID-19 in Florida	
Total people vaccinated	83,324
First dose	12,705
Series completed	70,619
Completed 1-dose series	4,062
Completed 2-dose series	66,557
First dose: current number of people who have only received their first dose of the Moderna or Pfizer vaccine.	
Series complete: current number of people who have received both Moderna or Pfizer vaccine doses or one Johnson & Johnson dose and are considered fully immunized.	

Demographic summary	First dose	Series complete	Total people vaccinated
Age group	12,705	70,619	83,324
16-24 years	343	168	511
25-34 years	616	324	940
35-44 years	818	554	1,372
45-54 years	1,220	1,383	2,603
55-64 years	2,744	8,009	10,753
65-74 years	3,660	33,557	37,217
75-84 years	2,660	22,797	25,457
85+ years	644	3,827	4,471
Race	12,705	70,619	83,324
White	9,429	59,668	69,097
Black	548	814	1,362
American Indian/Alaskan	31	152	183
Other	956	2,628	3,584
Unknown	1,741	7,357	9,098
Other race includes Asian, native Hawaiian/Pacific Islander, or other.			
Ethnicity	12,705	70,619	83,324
Hispanic	563	1,139	1,702
Non-Hispanic	8,067	47,401	55,468
Unknown	4,075	22,079	26,154
Gender	12,705	70,619	83,324
Female	6,566	39,441	46,007
Male	6,079	31,160	37,239
Unknown	60	18	78



COVID-19: Suwannee County vaccine summary

Vaccination data through Apr 30, 2021 as of May 1, 2021 at 12:05 AM

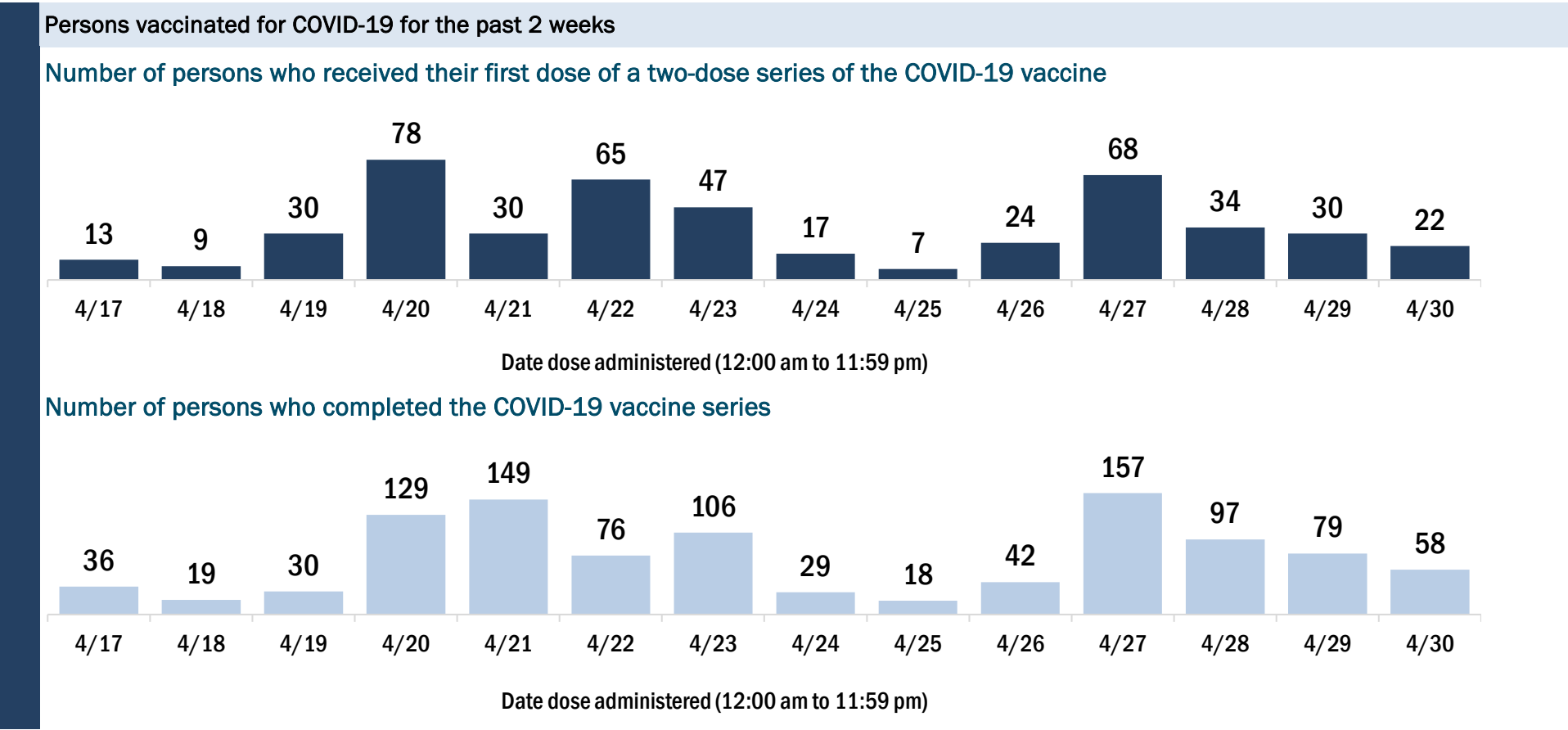
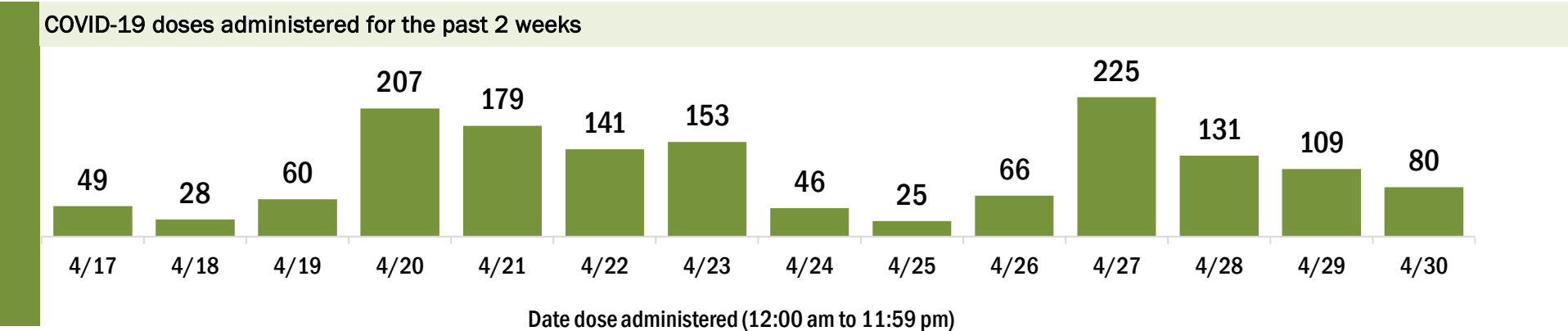
Data in this report are provisional and subject to change.

Data in this summary pertain to COVID-19 vaccines approved by the U.S. Food and Drug Administration and have been issued an Emergency Use Authorization (Janssen COVID-19 Vaccine, Moderna COVID-19 Vaccine and Pfizer-BioNTech COVID-19 Vaccine). These data summarize the number of people who have received either their first dose or have completed the series for a COVID-19 vaccine. **A person can only be counted in one category, first dose or series complete.** For persons receiving Moderna or Pfizer vaccines, once they receive their second dose, they are moved from the first dose column to the series completed column. **Because of this, the total first dose category may show a change from report to report not matching the total receiving their first dose from the previous day.** Persons receiving Johnson & Johnson vaccines will always be counted in the series completed column.

COVID-19 doses for vaccinated persons in Florida	
Doses administered	17,343
People receiving one dose of a 1-dose series (Johnson & Johnson) or receiving only one dose of a 2-dose series (Moderna, Pfizer) count once. Persons receiving both doses of a 2-dose series count twice.	

Current status of persons vaccinated for COVID-19 in Florida	
Total people vaccinated	10,041
First dose	2,123
Series completed	7,918
Completed 1-dose series	616
Completed 2-dose series	7,302
First dose: current number of people who have only received their first dose of the Moderna or Pfizer vaccine.	
Series complete: current number of people who have received both Moderna or Pfizer vaccine doses or one Johnson & Johnson dose and are considered fully immunized.	

Demographic summary	First dose	Series complete	Total people vaccinated
Age group	2,123	7,918	10,041
16-24 years	195	117	312
25-34 years	254	191	445
35-44 years	298	353	651
45-54 years	341	647	988
55-64 years	542	1,657	2,199
65-74 years	261	2,721	2,982
75-84 years	168	1,675	1,843
85+ years	64	557	621
Race	2,123	7,918	10,041
White	1,296	5,526	6,822
Black	356	620	976
American Indian/Alaskan	6	10	16
Other	200	530	730
Unknown	265	1,232	1,497
Other race includes Asian, native Hawaiian/Pacific Islander, or other.			
Ethnicity	2,123	7,918	10,041
Hispanic	186	300	486
Non-Hispanic	1,236	4,275	5,511
Unknown	701	3,343	4,044
Gender	2,123	7,918	10,041
Female	947	4,572	5,519
Male	1,176	3,346	4,522
Unknown	0	0	0



COVID-19: Taylor County vaccine summary

Vaccination data through Apr 30, 2021 as of May 1, 2021 at 12:05 AM

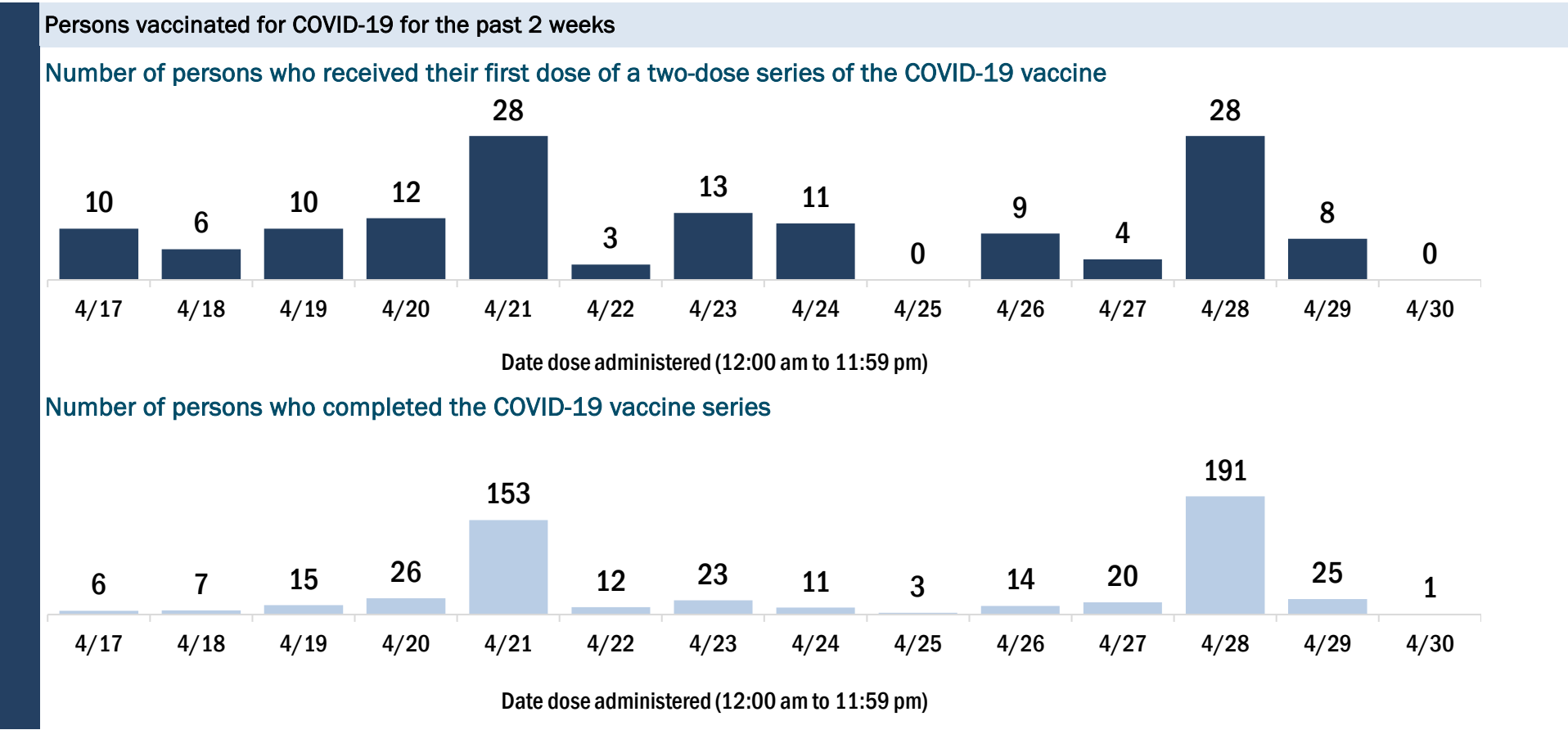
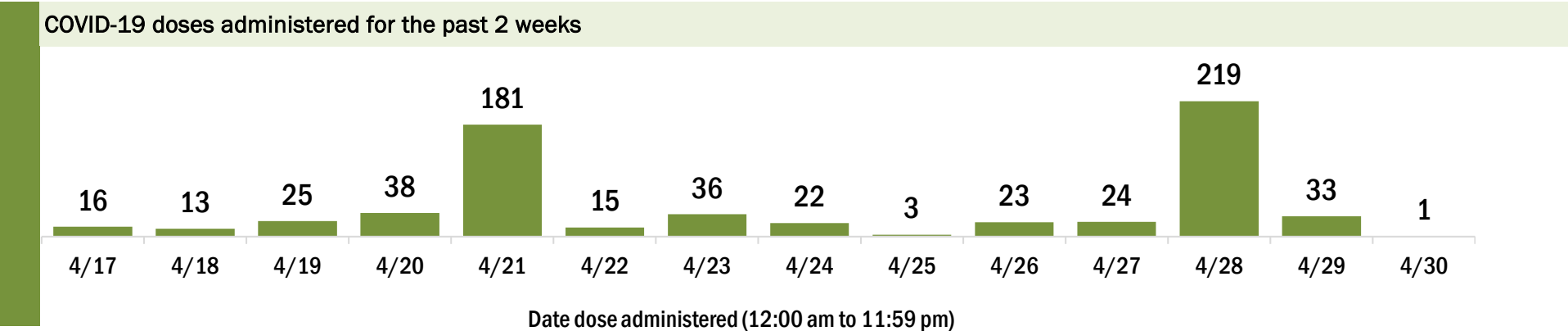
Data in this report are provisional and subject to change.

Data in this summary pertain to COVID-19 vaccines approved by the U.S. Food and Drug Administration and have been issued an Emergency Use Authorization (Janssen COVID-19 Vaccine, Moderna COVID-19 Vaccine and Pfizer-BioNTech COVID-19 Vaccine). These data summarize the number of people who have received either their first dose or have completed the series for a COVID-19 vaccine. **A person can only be counted in one category, first dose or series complete.** For persons receiving Moderna or Pfizer vaccines, once they receive their second dose, they are moved from the first dose column to the series completed column. **Because of this, the total first dose category may show a change from report to report not matching the total receiving their first dose from the previous day.** Persons receiving Johnson & Johnson vaccines will always be counted in the series completed column.

COVID-19 doses for vaccinated persons in Florida	
Doses administered	9,137
People receiving one dose of a 1-dose series (Johnson & Johnson) or receiving only one dose of a 2-dose series (Moderna, Pfizer) count once. Persons receiving both doses of a 2-dose series count twice.	

Current status of persons vaccinated for COVID-19 in Florida	
Total people vaccinated	5,605
First dose	1,792
Series completed	3,813
Completed 1-dose series	281
Completed 2-dose series	3,532
First dose: current number of people who have only received their first dose of the Moderna or Pfizer vaccine.	
Series complete: current number of people who have received both Moderna or Pfizer vaccine doses or one Johnson & Johnson dose and are considered fully immunized.	

Demographic summary	First dose	Series complete	Total people vaccinated
Age group	1,792	3,813	5,605
16-24 years	59	51	110
25-34 years	153	102	255
35-44 years	241	154	395
45-54 years	279	318	597
55-64 years	441	848	1,289
65-74 years	392	1,355	1,747
75-84 years	174	771	945
85+ years	53	214	267
Race	1,792	3,813	5,605
White	1,184	2,846	4,030
Black	347	460	807
American Indian/Alaskan	11	34	45
Other	110	237	347
Unknown	140	236	376
Other race includes Asian, native Hawaiian/Pacific Islander, or other.			
Ethnicity	1,792	3,813	5,605
Hispanic	43	59	102
Non-Hispanic	925	2,515	3,440
Unknown	824	1,239	2,063
Gender	1,792	3,813	5,605
Female	753	2,105	2,858
Male	1,037	1,708	2,745
Unknown	2	0	2



COVID-19: Union County vaccine summary

Vaccination data through Apr 30, 2021 as of May 1, 2021 at 12:05 AM

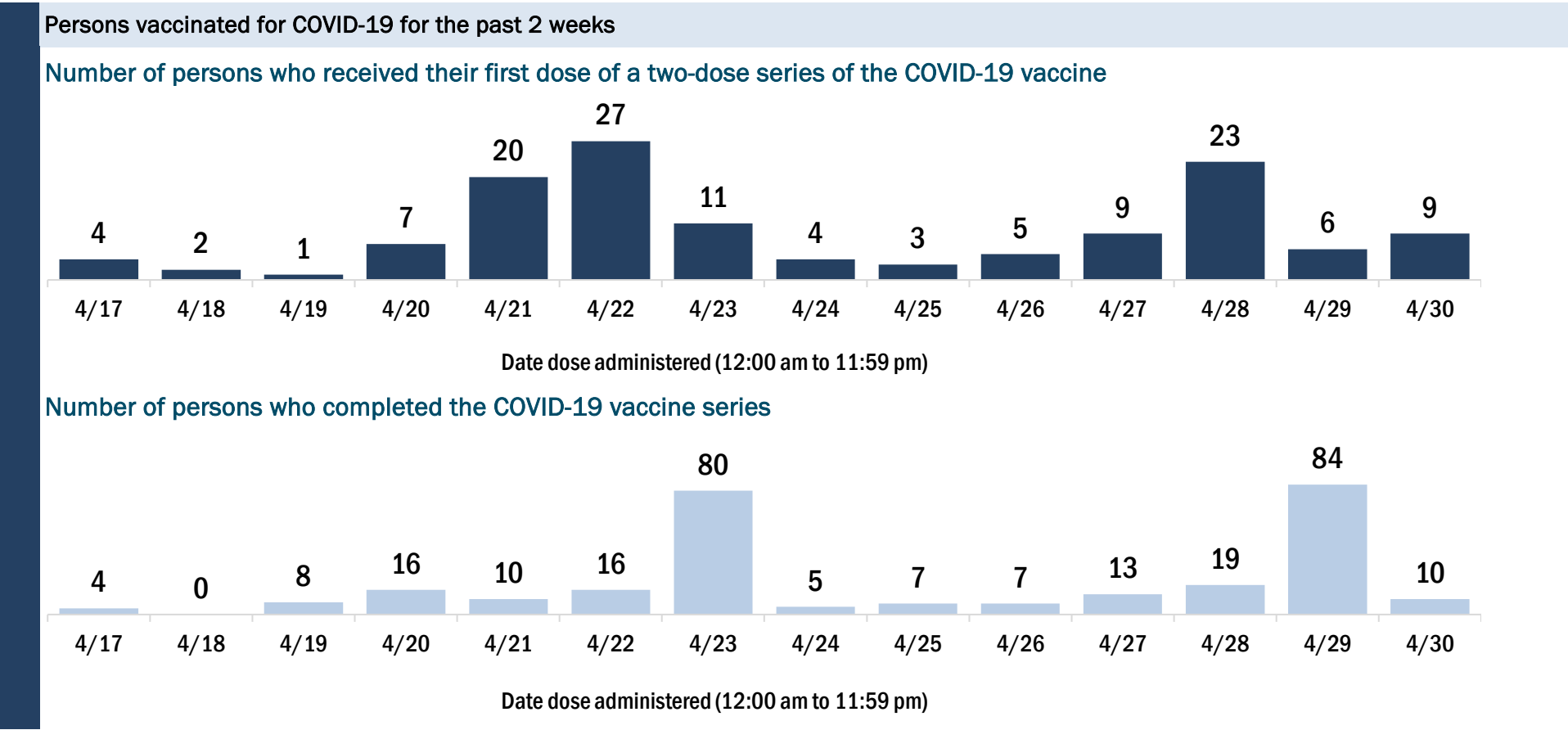
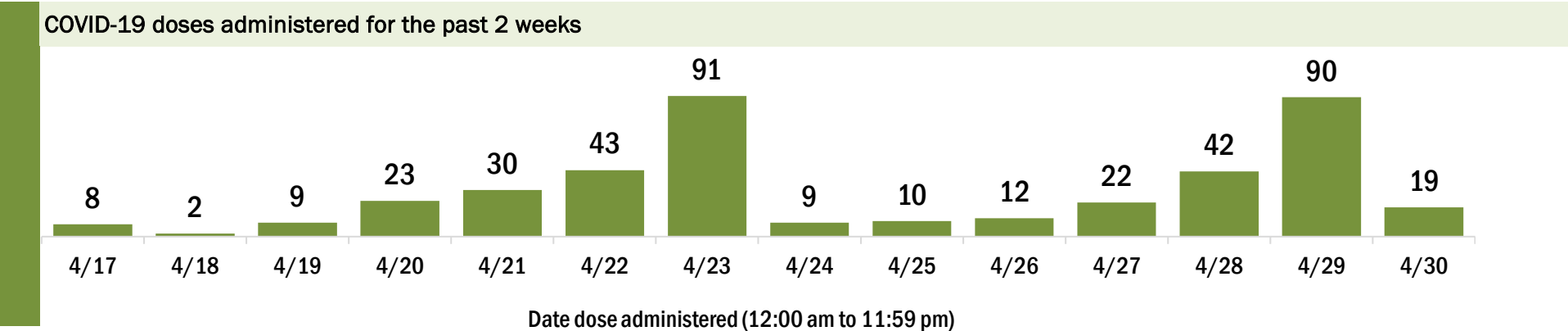
Data in this report are provisional and subject to change.

Data in this summary pertain to COVID-19 vaccines approved by the U.S. Food and Drug Administration and have been issued an Emergency Use Authorization (Janssen COVID-19 Vaccine, Moderna COVID-19 Vaccine and Pfizer-BioNTech COVID-19 Vaccine). These data summarize the number of people who have received either their first dose or have completed the series for a COVID-19 vaccine. **A person can only be counted in one category, first dose or series complete.** For persons receiving Moderna or Pfizer vaccines, once they receive their second dose, they are moved from the first dose column to the series completed column. **Because of this, the total first dose category may show a change from report to report not matching the total receiving their first dose from the previous day.** Persons receiving Johnson & Johnson vaccines will always be counted in the series completed column.

COVID-19 doses for vaccinated persons in Florida	
Doses administered	6,413
People receiving one dose of a 1-dose series (Johnson & Johnson) or receiving only one dose of a 2-dose series (Moderna, Pfizer) count once. Persons receiving both doses of a 2-dose series count twice.	

Current status of persons vaccinated for COVID-19 in Florida	
Total people vaccinated	4,616
First dose	2,705
Series completed	1,911
Completed 1-dose series	114
Completed 2-dose series	1,797
First dose: current number of people who have only received their first dose of the Moderna or Pfizer vaccine.	
Series complete: current number of people who have received both Moderna or Pfizer vaccine doses or one Johnson & Johnson dose and are considered fully immunized.	

Demographic summary	First dose	Series complete	Total people vaccinated
Age group	2,705	1,911	4,616
16-24 years	75	38	113
25-34 years	159	86	245
35-44 years	310	92	402
45-54 years	439	175	614
55-64 years	951	415	1,366
65-74 years	622	631	1,253
75-84 years	133	369	502
85+ years	16	105	121
Race	2,705	1,911	4,616
White	1,741	1,548	3,289
Black	810	181	991
American Indian/Alaskan	6	17	23
Other	105	124	229
Unknown	43	41	84
Other race includes Asian, native Hawaiian/Pacific Islander, or other.			
Ethnicity	2,705	1,911	4,616
Hispanic	108	43	151
Non-Hispanic	2,411	1,744	4,155
Unknown	186	124	310
Gender	2,705	1,911	4,616
Female	242	1,108	1,350
Male	2,458	803	3,261
Unknown	5	0	5



COVID-19: Volusia County vaccine summary

Vaccination data through Apr 30, 2021 as of May 1, 2021 at 12:05 AM

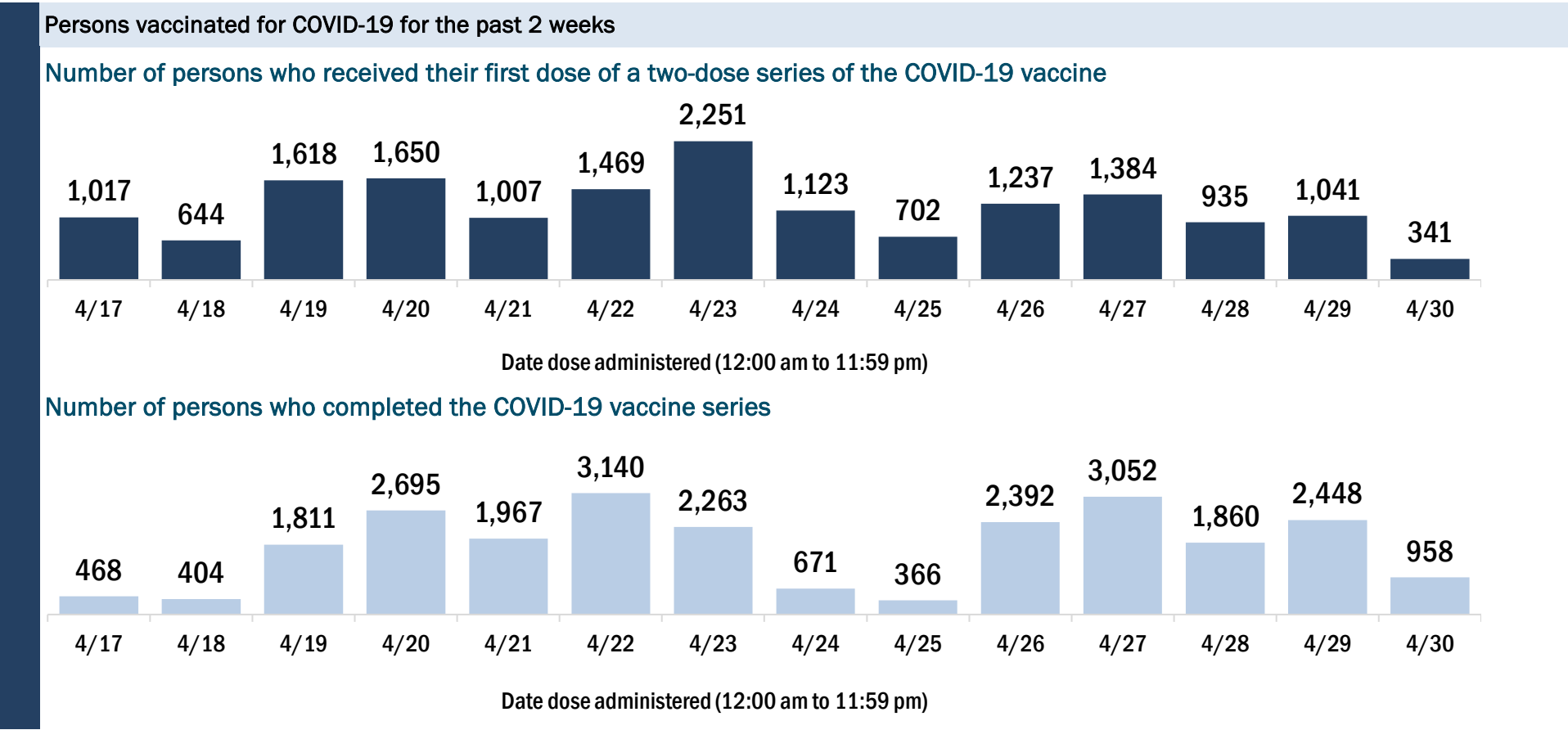
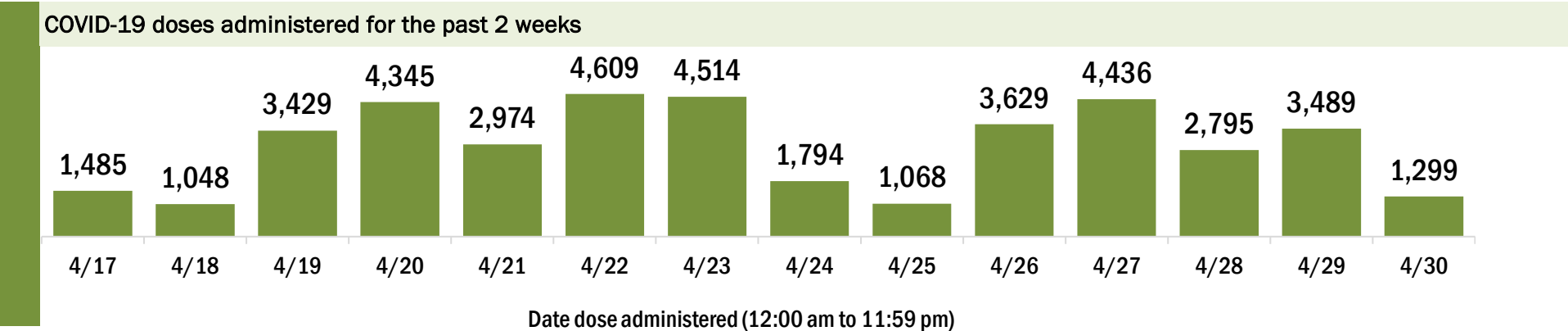
Data in this report are provisional and subject to change.

Data in this summary pertain to COVID-19 vaccines approved by the U.S. Food and Drug Administration and have been issued an Emergency Use Authorization (Janssen COVID-19 Vaccine, Moderna COVID-19 Vaccine and Pfizer-BioNTech COVID-19 Vaccine). These data summarize the number of people who have received either their first dose or have completed the series for a COVID-19 vaccine. **A person can only be counted in one category, first dose or series complete.** For persons receiving Moderna or Pfizer vaccines, once they receive their second dose, they are moved from the first dose column to the series completed column. **Because of this, the total first dose category may show a change from report to report not matching the total receiving their first dose from the previous day.** Persons receiving Johnson & Johnson vaccines will always be counted in the series completed column.

COVID-19 doses for vaccinated persons in Florida	
Doses administered	347,158
People receiving one dose of a 1-dose series (Johnson & Johnson) or receiving only one dose of a 2-dose series (Moderna, Pfizer) count once. Persons receiving both doses of a 2-dose series count twice.	

Current status of persons vaccinated for COVID-19 in Florida	
Total people vaccinated	213,088
First dose	61,356
Series completed	151,732
Completed 1-dose series	17,662
Completed 2-dose series	134,070
First dose: current number of people who have only received their first dose of the Moderna or Pfizer vaccine.	
Series complete: current number of people who have received both Moderna or Pfizer vaccine doses or one Johnson & Johnson dose and are considered fully immunized.	

Demographic summary	First dose	Series complete	Total people vaccinated
Age group	61,356	151,732	213,088
16-24 years	6,937	3,272	10,209
25-34 years	6,622	5,389	12,011
35-44 years	7,804	7,884	15,688
45-54 years	9,644	14,304	23,948
55-64 years	13,608	31,264	44,872
65-74 years	10,120	50,972	61,092
75-84 years	4,847	28,688	33,535
85+ years	1,774	9,959	11,733
Race	61,356	151,732	213,088
White	39,262	101,056	140,318
Black	3,797	6,753	10,550
American Indian/Alaskan	210	496	706
Other	6,822	16,753	23,575
Unknown	11,265	26,674	37,939
Other race includes Asian, native Hawaiian/Pacific Islander, or other.			
Ethnicity	61,356	151,732	213,088
Hispanic	7,363	8,166	15,529
Non-Hispanic	32,055	79,280	111,335
Unknown	21,938	64,286	86,224
Gender	61,356	151,732	213,088
Female	31,205	86,440	117,645
Male	28,916	62,890	91,806
Unknown	1,235	2,402	3,637



COVID-19: Wakulla County vaccine summary

Vaccination data through Apr 30, 2021 as of May 1, 2021 at 12:05 AM

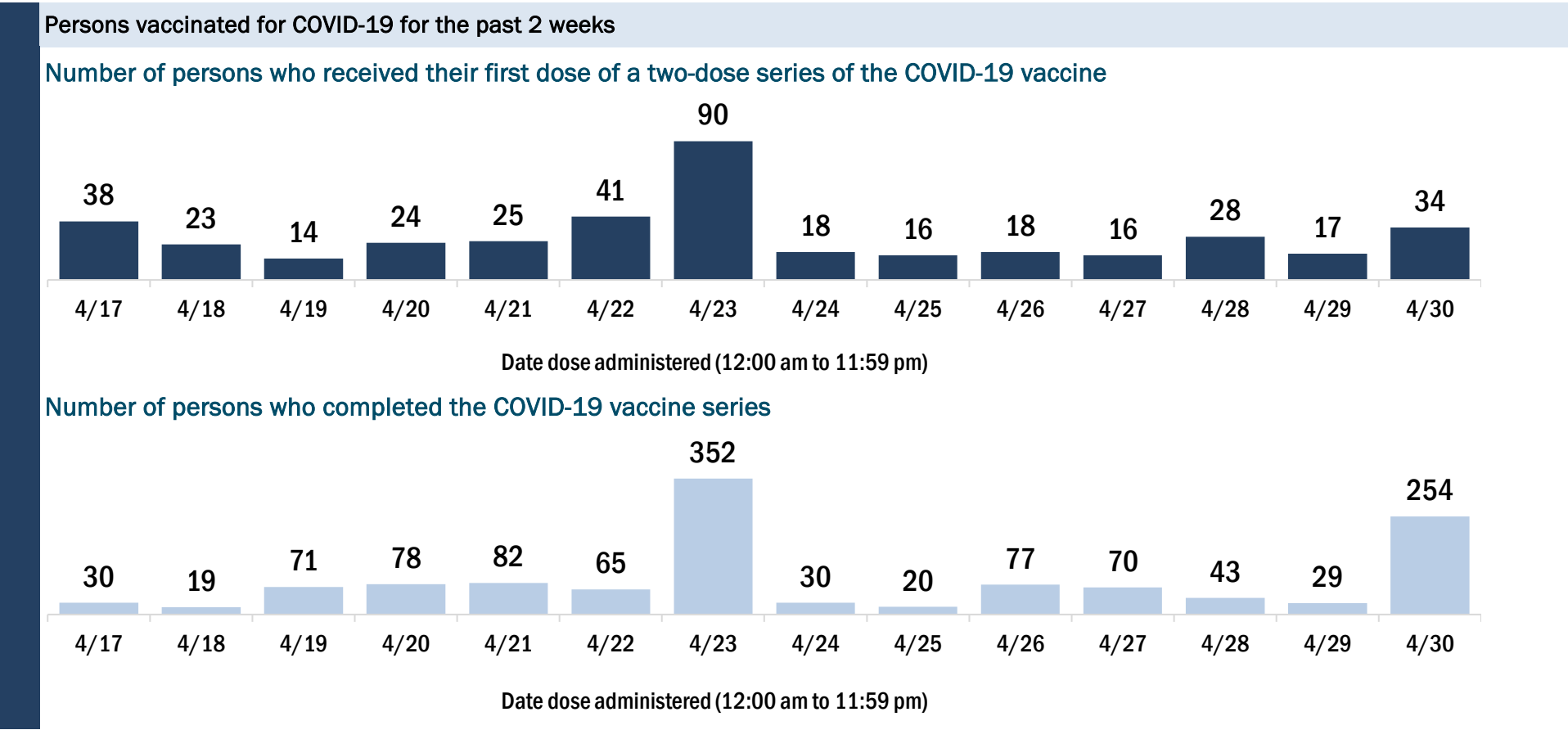
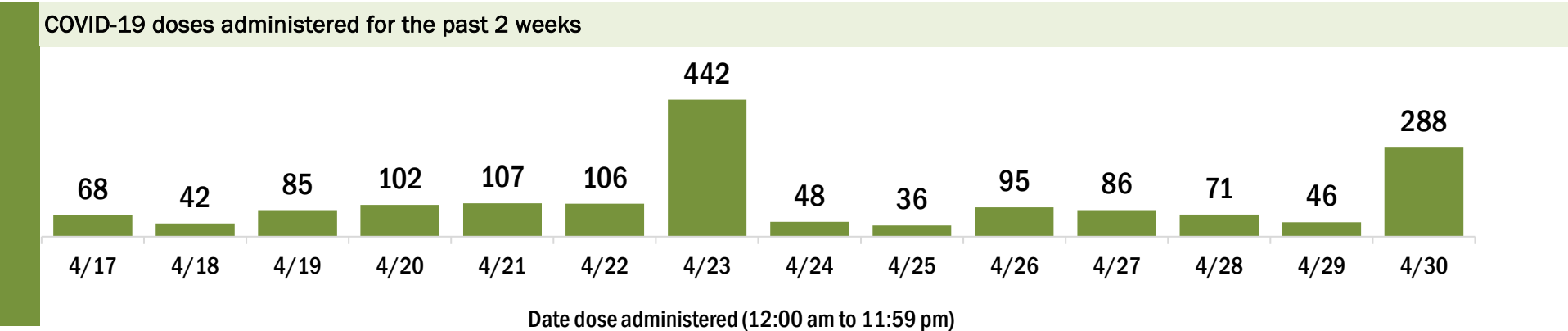
Data in this report are provisional and subject to change.

Data in this summary pertain to COVID-19 vaccines approved by the U.S. Food and Drug Administration and have been issued an Emergency Use Authorization (Janssen COVID-19 Vaccine, Moderna COVID-19 Vaccine and Pfizer-BioNTech COVID-19 Vaccine). These data summarize the number of people who have received either their first dose or have completed the series for a COVID-19 vaccine. **A person can only be counted in one category, first dose or series complete.** For persons receiving Moderna or Pfizer vaccines, once they receive their second dose, they are moved from the first dose column to the series completed column. **Because of this, the total first dose category may show a change from report to report not matching the total receiving their first dose from the previous day.** Persons receiving Johnson & Johnson vaccines will always be counted in the series completed column.

COVID-19 doses for vaccinated persons in Florida	
Doses administered	17,950
People receiving one dose of a 1-dose series (Johnson & Johnson) or receiving only one dose of a 2-dose series (Moderna, Pfizer) count once. Persons receiving both doses of a 2-dose series count twice.	

Current status of persons vaccinated for COVID-19 in Florida	
Total people vaccinated	10,775
First dose	3,110
Series completed	7,665
Completed 1-dose series	490
Completed 2-dose series	7,175
First dose: current number of people who have only received their first dose of the Moderna or Pfizer vaccine.	
Series complete: current number of people who have received both Moderna or Pfizer vaccine doses or one Johnson & Johnson dose and are considered fully immunized.	

Demographic summary	First dose	Series complete	Total people vaccinated
Age group	3,110	7,665	10,775
16-24 years	239	160	399
25-34 years	420	335	755
35-44 years	525	585	1,110
45-54 years	587	954	1,541
55-64 years	663	1,736	2,399
65-74 years	423	2,479	2,902
75-84 years	192	1,146	1,338
85+ years	61	270	331
Race	3,110	7,665	10,775
White	2,224	5,692	7,916
Black	531	569	1,100
American Indian/Alaskan	8	36	44
Other	160	972	1,132
Unknown	187	396	583
Other race includes Asian, native Hawaiian/Pacific Islander, or other.			
Ethnicity	3,110	7,665	10,775
Hispanic	74	143	217
Non-Hispanic	1,649	6,120	7,769
Unknown	1,387	1,402	2,789
Gender	3,110	7,665	10,775
Female	1,194	4,282	5,476
Male	1,915	3,382	5,297
Unknown	1	1	2



COVID-19: Walton County vaccine summary

Vaccination data through Apr 30, 2021 as of May 1, 2021 at 12:05 AM

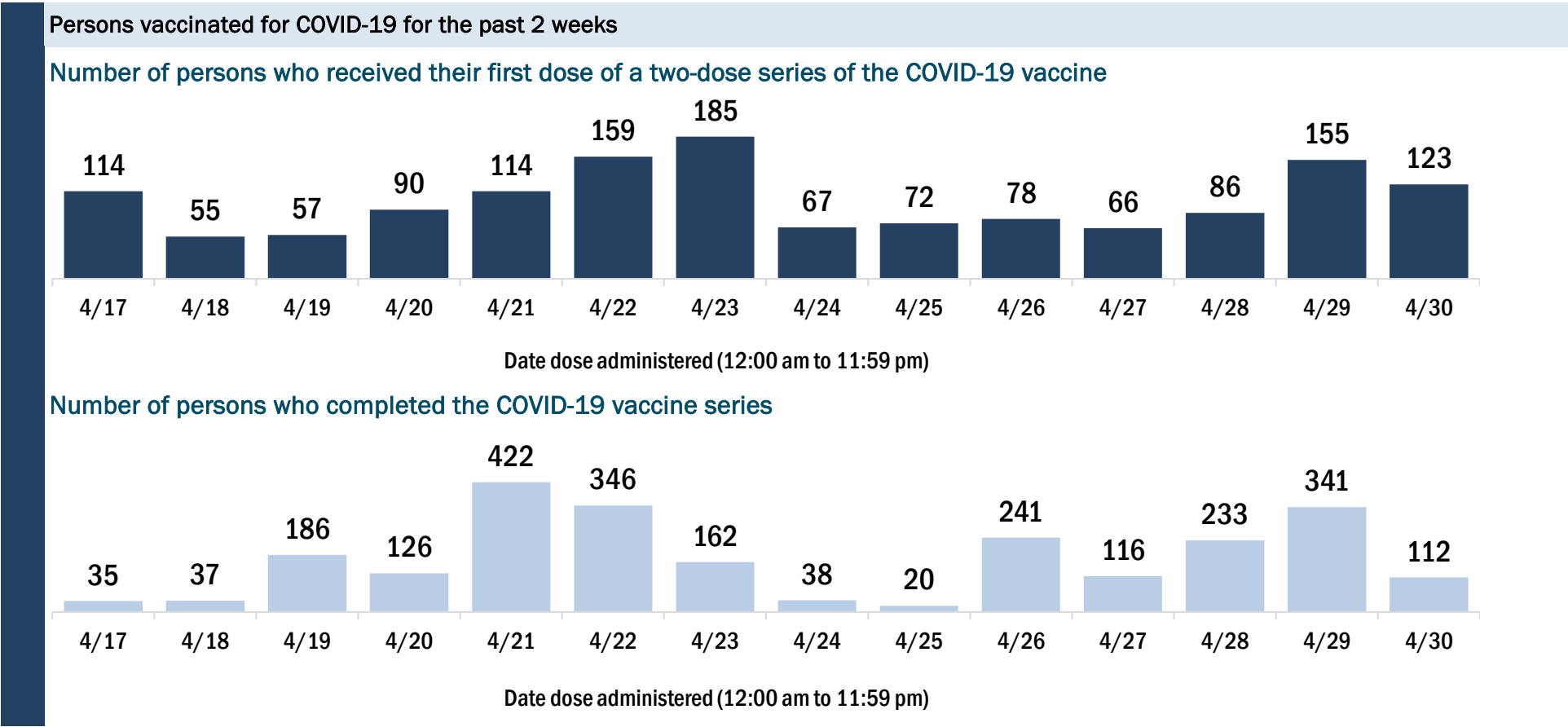
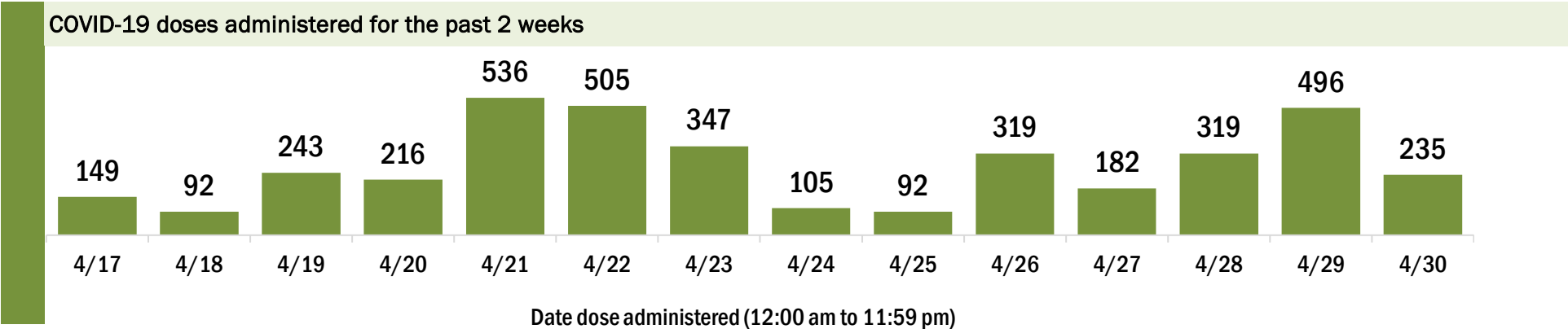
Data in this report are provisional and subject to change.

Data in this summary pertain to COVID-19 vaccines approved by the U.S. Food and Drug Administration and have been issued an Emergency Use Authorization (Janssen COVID-19 Vaccine, Moderna COVID-19 Vaccine and Pfizer-BioNTech COVID-19 Vaccine). These data summarize the number of people who have received either their first dose or have completed the series for a COVID-19 vaccine. **A person can only be counted in one category, first dose or series complete.** For persons receiving Moderna or Pfizer vaccines, once they receive their second dose, they are moved from the first dose column to the series completed column. **Because of this, the total first dose category may show a change from report to report not matching the total receiving their first dose from the previous day.** Persons receiving Johnson & Johnson vaccines will always be counted in the series completed column.

COVID-19 doses for vaccinated persons in Florida	
Doses administered	39,100
People receiving one dose of a 1-dose series (Johnson & Johnson) or receiving only one dose of a 2-dose series (Moderna, Pfizer) count once. Persons receiving both doses of a 2-dose series count twice.	

Current status of persons vaccinated for COVID-19 in Florida	
Total people vaccinated	23,519
First dose	6,850
Series completed	16,669
Completed 1-dose series	1,088
Completed 2-dose series	15,581
First dose: current number of people who have only received their first dose of the Moderna or Pfizer vaccine.	
Series complete: current number of people who have received both Moderna or Pfizer vaccine doses or one Johnson & Johnson dose and are considered fully immunized.	

Demographic summary	First dose	Series complete	Total people vaccinated
Age group	6,850	16,669	23,519
16-24 years	513	212	725
25-34 years	724	477	1,201
35-44 years	1,012	1,050	2,062
45-54 years	1,137	1,766	2,903
55-64 years	1,540	3,987	5,527
65-74 years	1,240	5,960	7,200
75-84 years	547	2,522	3,069
85+ years	137	695	832
Race	6,850	16,669	23,519
White	4,941	12,592	17,533
Black	328	290	618
American Indian/Alaskan	24	63	87
Other	480	761	1,241
Unknown	1,077	2,963	4,040
Other race includes Asian, native Hawaiian/Pacific Islander, or other.			
Ethnicity	6,850	16,669	23,519
Hispanic	420	384	804
Non-Hispanic	4,348	10,976	15,324
Unknown	2,082	5,309	7,391
Gender	6,850	16,669	23,519
Female	3,375	9,154	12,529
Male	3,473	7,513	10,986
Unknown	2	2	4



COVID-19: Washington County vaccine summary

Vaccination data through Apr 30, 2021 as of May 1, 2021 at 12:05 AM

Data in this report are provisional and subject to change.

Data in this summary pertain to COVID-19 vaccines approved by the U.S. Food and Drug Administration and have been issued an Emergency Use Authorization (Janssen COVID-19 Vaccine, Moderna COVID-19 Vaccine and Pfizer-BioNTech COVID-19 Vaccine). These data summarize the number of people who have received either their first dose or have completed the series for a COVID-19 vaccine. **A person can only be counted in one category, first dose or series complete.** For persons receiving Moderna or Pfizer vaccines, once they receive their second dose, they are moved from the first dose column to the series completed column. **Because of this, the total first dose category may show a change from report to report not matching the total receiving their first dose from the previous day.** Persons receiving Johnson & Johnson vaccines will always be counted in the series completed column.

COVID-19 doses for vaccinated persons in Florida	
Doses administered	9,125
People receiving one dose of a 1-dose series (Johnson & Johnson) or receiving only one dose of a 2-dose series (Moderna, Pfizer) count once. Persons receiving both doses of a 2-dose series count twice.	

Current status of persons vaccinated for COVID-19 in Florida	
Total people vaccinated	5,442
First dose	1,424
Series completed	4,018
Completed 1-dose series	335
Completed 2-dose series	3,683
First dose: current number of people who have only received their first dose of the Moderna or Pfizer vaccine.	
Series complete: current number of people who have received both Moderna or Pfizer vaccine doses or one Johnson & Johnson dose and are considered fully immunized.	

Demographic summary	First dose	Series complete	Total people vaccinated
Age group	1,424	4,018	5,442
16-24 years	83	38	121
25-34 years	176	107	283
35-44 years	258	195	453
45-54 years	279	409	688
55-64 years	354	954	1,308
65-74 years	157	1,328	1,485
75-84 years	81	742	823
85+ years	36	245	281
Race	1,424	4,018	5,442
White	787	3,147	3,934
Black	172	418	590
American Indian/Alaskan	19	48	67
Other	47	190	237
Unknown	399	215	614
Other race includes Asian, native Hawaiian/Pacific Islander, or other.			
Ethnicity	1,424	4,018	5,442
Hispanic	50	72	122
Non-Hispanic	1,128	3,251	4,379
Unknown	246	695	941
Gender	1,424	4,018	5,442
Female	489	2,225	2,714
Male	934	1,793	2,727
Unknown	1	0	1

