

COVID-19: Florida vaccine summary

Vaccination data through Apr 29, 2021 as of Apr 30, 2021 at 12:05 AM

Data in this report are provisional and subject to change. Data are based on county of residence.

Data in this summary pertain to COVID-19 vaccines approved by the U.S. Food and Drug Administration and have been issued an Emergency Use Authorization (Janssen COVID-19 Vaccine, Moderna COVID-19 Vaccine and Pfizer-BioNTech COVID-19 Vaccine). These data summarize the number of people who have received either their first dose or have completed the series for a COVID-19 vaccine. **A person can only be counted in one category, first dose or series complete.** For persons receiving Moderna or Pfizer vaccines, once they receive their second dose, they are moved from the first dose column to the series completed column. **Because of this, the total first dose category may show a change from report to report not matching the total receiving their first dose from the previous day.** Persons receiving Johnson & Johnson vaccines will always be counted in the series completed column.

COVID-19 doses for vaccinated persons in Florida

Doses administered 14,443,458

People receiving one dose of a 1-dose series (Johnson & Johnson) or receiving only one dose of a 2-dose series (Moderna, Pfizer) count once. Persons receiving both doses of a 2-dose series count twice.

Current status of persons vaccinated for COVID-19 in Florida

Total people vaccinated 8,808,680

First dose 2,625,579

Series completed 6,183,101

Completed 1-dose series 548,323

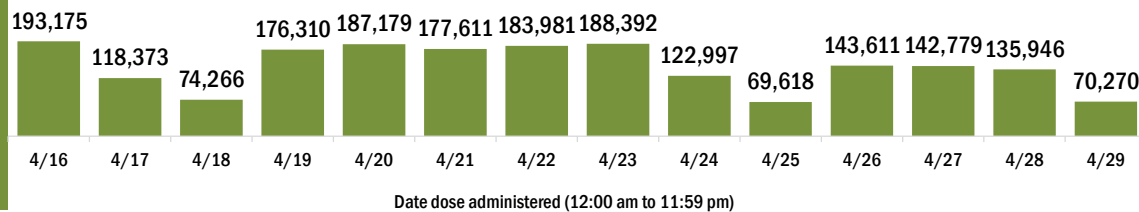
Completed 2-dose series 5,634,778

First dose: current number of people who have only received their first dose of the Moderna or Pfizer vaccine.

Series complete: current number of people who have received both Moderna or Pfizer vaccine doses or one Johnson & Johnson dose and are considered fully immunized.

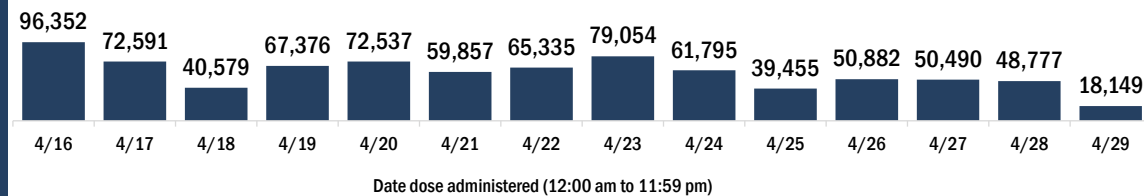
Demographic summary	First dose	Series complete	Total people vaccinated
Age group	2,625,579	6,183,101	8,808,680
16-24 years	313,488	182,872	496,360
25-34 years	373,387	347,987	721,374
35-44 years	411,707	519,632	931,339
45-54 years	427,282	798,088	1,225,370
55-64 years	460,816	1,288,475	1,749,291
65-74 years	354,127	1,728,670	2,082,797
75-84 years	202,156	990,191	1,192,347
85+ years	82,616	327,186	409,802
Race	2,625,579	6,183,101	8,808,680
White	1,649,255	4,253,847	5,903,102
Black	201,418	405,792	607,210
American Indian/Alaskan	11,197	20,877	32,074
Other	313,036	631,312	944,348
Unknown	450,673	871,273	1,321,946
Other race includes Asian, native Hawaiian/Pacific Islander, or other.			
Ethnicity	2,625,579	6,183,101	8,808,680
Hispanic	564,360	851,692	1,416,052
Non-Hispanic	1,161,399	3,341,236	4,502,635
Unknown	899,820	1,990,173	2,889,993
Gender	2,625,579	6,183,101	8,808,680
Female	1,366,535	3,481,847	4,848,382
Male	1,246,215	2,692,024	3,938,239
Unknown	12,829	9,230	22,059

COVID-19 doses administered for the past 2 weeks

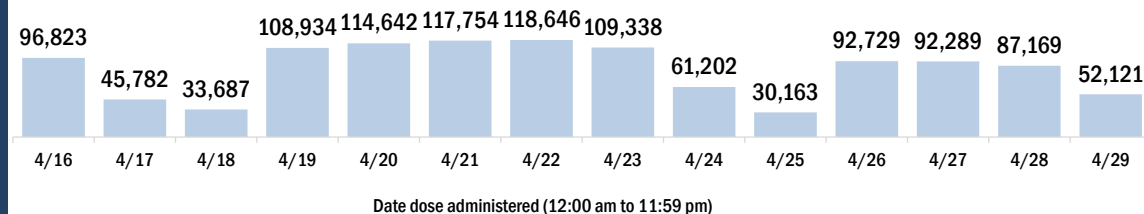


Persons vaccinated for COVID-19 for the past 2 weeks

Number of persons who received their first dose of the COVID-19 vaccine



Number of persons who received their second dose and completed the COVID-19 vaccine series



COVID-19: Alachua County vaccine summary

Vaccination data through Apr 29, 2021 as of Apr 30, 2021 at 12:05 AM

Data in this report are provisional and subject to change.

Data in this summary pertain to COVID-19 vaccines approved by the U.S. Food and Drug Administration and have been issued an Emergency Use Authorization (Janssen COVID-19 Vaccine, Moderna COVID-19 Vaccine and Pfizer-BioNTech COVID-19 Vaccine). These data summarize the number of people who have received either their first dose or have completed the series for a COVID-19 vaccine. **A person can only be counted in one category, first dose or series complete.** For persons receiving Moderna or Pfizer vaccines, once they receive their second dose, they are moved from the first dose column to the series completed column. **Because of this, the total first dose category may show a change from report to report not matching the total receiving their first dose from the previous day.** Persons receiving Johnson & Johnson vaccines will always be counted in the series completed column.

COVID-19 doses for vaccinated persons in Florida

Doses administered 187,795

People receiving one dose of a 1-dose series (Johnson & Johnson) or receiving only one dose of a 2-dose series (Moderna, Pfizer) count once. Persons receiving both doses of a 2-dose series count twice.

Current status of persons vaccinated for COVID-19 in Florida

Total people vaccinated 110,776

First dose 29,410

Series completed 81,366

Completed 1-dose series 4,347

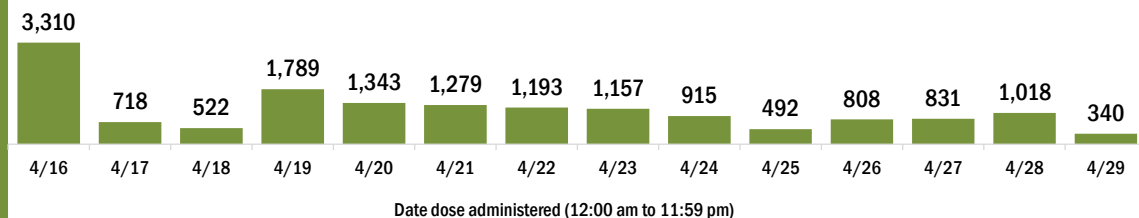
Completed 2-dose series 77,019

First dose: current number of people who have only received their first dose of the Moderna or Pfizer vaccine.

Series complete: current number of people who have received both Moderna or Pfizer vaccine doses or one Johnson & Johnson dose and are considered fully immunized.

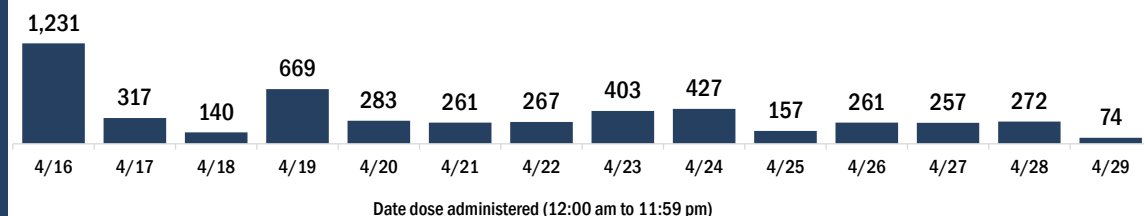
Demographic summary	First dose	Series complete	Total people vaccinated
Age group	29,410	81,366	110,776
16-24 years	8,151	7,069	15,220
25-34 years	5,813	11,278	17,091
35-44 years	4,481	9,432	13,913
45-54 years	3,794	9,792	13,586
55-64 years	4,222	13,402	17,624
65-74 years	1,719	18,112	19,831
75-84 years	823	9,001	9,824
85+ years	407	3,280	3,687
Race	29,410	81,366	110,776
White	18,510	57,070	75,580
Black	3,434	7,973	11,407
American Indian/Alaskan	109	257	366
Other	4,908	11,997	16,905
Unknown	2,449	4,069	6,518
Other race includes Asian, native Hawaiian/Pacific Islander, or other.			
Ethnicity	29,410	81,366	110,776
Hispanic	3,631	5,688	9,319
Non-Hispanic	17,774	55,099	72,873
Unknown	8,005	20,579	28,584
Gender	29,410	81,366	110,776
Female	15,217	47,608	62,825
Male	14,127	33,721	47,848
Unknown	66	37	103

COVID-19 doses administered for the past 2 weeks

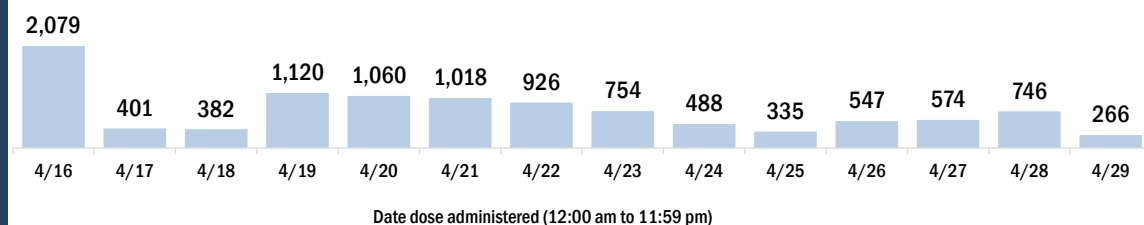


Persons vaccinated for COVID-19 for the past 2 weeks

Number of persons who received their first dose of a two-dose series of the COVID-19 vaccine



Number of persons who completed the COVID-19 vaccine series



COVID-19: Baker County vaccine summary

Vaccination data through Apr 29, 2021 as of Apr 30, 2021 at 12:05 AM

Data in this report are provisional and subject to change.

Data in this summary pertain to COVID-19 vaccines approved by the U.S. Food and Drug Administration and have been issued an Emergency Use Authorization (Janssen COVID-19 Vaccine, Moderna COVID-19 Vaccine and Pfizer-BioNTech COVID-19 Vaccine). These data summarize the number of people who have received either their first dose or have completed the series for a COVID-19 vaccine. **A person can only be counted in one category, first dose or series complete.** For persons receiving Moderna or Pfizer vaccines, once they receive their second dose, they are moved from the first dose column to the series completed column. **Because of this, the total first dose category may show a change from report to report not matching the total receiving their first dose from the previous day.** Persons receiving Johnson & Johnson vaccines will always be counted in the series completed column.

COVID-19 doses for vaccinated persons in Florida

Doses administered 9,596

People receiving one dose of a 1-dose series (Johnson & Johnson) or receiving only one dose of a 2-dose series (Moderna, Pfizer) count once. Persons receiving both doses of a 2-dose series count twice.

Current status of persons vaccinated for COVID-19 in Florida

Total people vaccinated 5,850

First dose 1,961

Series completed 3,889

Completed 1-dose series 143

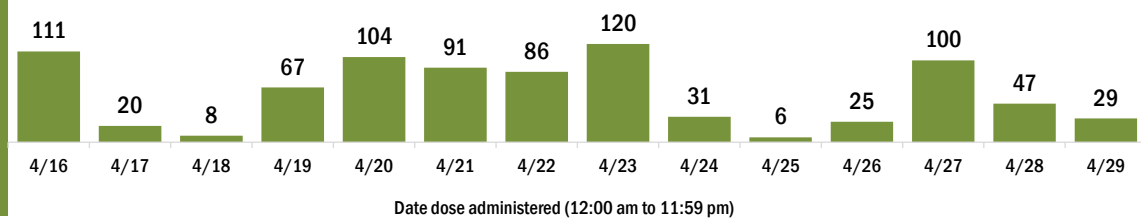
Completed 2-dose series 3,746

First dose: current number of people who have only received their first dose of the Moderna or Pfizer vaccine.

Series complete: current number of people who have received both Moderna or Pfizer vaccine doses or one Johnson & Johnson dose and are considered fully immunized.

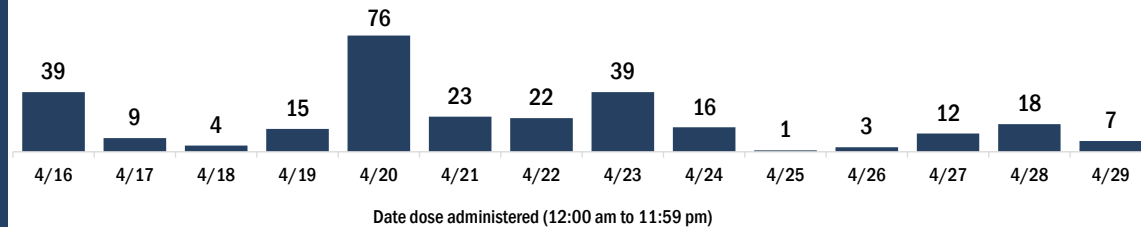
Demographic summary	First dose	Series complete	Total people vaccinated
Age group	1,961	3,889	5,850
16-24 years	108	67	175
25-34 years	267	153	420
35-44 years	402	243	645
45-54 years	470	412	882
55-64 years	434	868	1,302
65-74 years	167	1,286	1,453
75-84 years	80	672	752
85+ years	33	188	221
Race	1,961	3,889	5,850
White	1,254	3,110	4,364
Black	534	339	873
American Indian/Alaskan	5	21	26
Other	122	214	336
Unknown	46	205	251
Other race includes Asian, native Hawaiian/Pacific Islander, or other.			
Ethnicity	1,961	3,889	5,850
Hispanic	63	72	135
Non-Hispanic	1,069	2,827	3,896
Unknown	829	990	1,819
Gender	1,961	3,889	5,850
Female	630	2,175	2,805
Male	1,330	1,713	3,043
Unknown	1	1	2

COVID-19 doses administered for the past 2 weeks

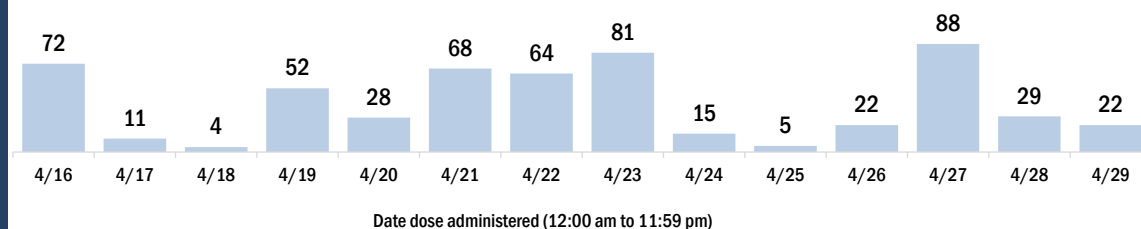


Persons vaccinated for COVID-19 for the past 2 weeks

Number of persons who received their first dose of a two-dose series of the COVID-19 vaccine



Number of persons who completed the COVID-19 vaccine series



COVID-19: Bay County vaccine summary

Vaccination data through Apr 29, 2021 as of Apr 30, 2021 at 12:05 AM

Data in this report are provisional and subject to change.

Data in this summary pertain to COVID-19 vaccines approved by the U.S. Food and Drug Administration and have been issued an Emergency Use Authorization (Janssen COVID-19 Vaccine, Moderna COVID-19 Vaccine and Pfizer-BioNTech COVID-19 Vaccine). These data summarize the number of people who have received either their first dose or have completed the series for a COVID-19 vaccine. **A person can only be counted in one category, first dose or series complete.** For persons receiving Moderna or Pfizer vaccines, once they receive their second dose, they are moved from the first dose column to the series completed column. **Because of this, the total first dose category may show a change from report to report not matching the total receiving their first dose from the previous day.** Persons receiving Johnson & Johnson vaccines will always be counted in the series completed column.

COVID-19 doses for vaccinated persons in Florida

Doses administered 84,044

People receiving one dose of a 1-dose series (Johnson & Johnson) or receiving only one dose of a 2-dose series (Moderna, Pfizer) count once. Persons receiving both doses of a 2-dose series count twice.

Current status of persons vaccinated for COVID-19 in Florida

Total people vaccinated 50,880

First dose 12,594

Series completed 38,286

Completed 1-dose series 5,122

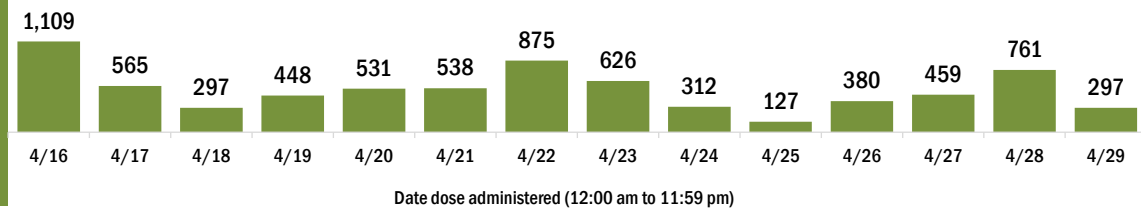
Completed 2-dose series 33,164

First dose: current number of people who have only received their first dose of the Moderna or Pfizer vaccine.

Series complete: current number of people who have received both Moderna or Pfizer vaccine doses or one Johnson & Johnson dose and are considered fully immunized.

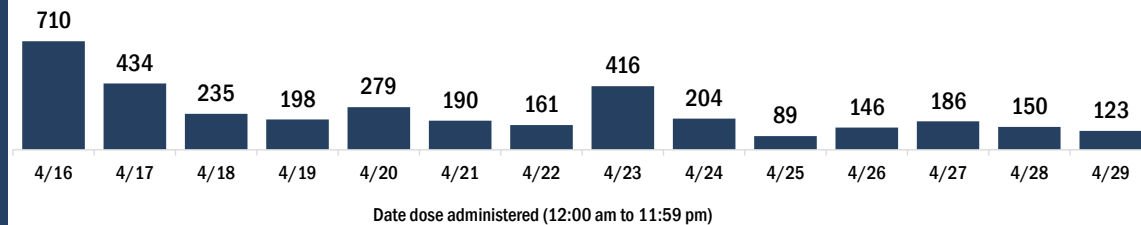
Demographic summary	First dose	Series complete	Total people vaccinated
Age group	12,594	38,286	50,880
16-24 years	1,358	748	2,106
25-34 years	1,683	1,622	3,305
35-44 years	1,962	2,880	4,842
45-54 years	2,216	4,454	6,670
55-64 years	2,800	8,917	11,717
65-74 years	1,546	11,921	13,467
75-84 years	752	5,916	6,668
85+ years	277	1,828	2,105
Race	12,594	38,286	50,880
White	7,831	27,294	35,125
Black	889	2,455	3,344
American Indian/Alaskan	70	178	248
Other	1,518	2,945	4,463
Unknown	2,286	5,414	7,700
Other race includes Asian, native Hawaiian/Pacific Islander, or other.			
Ethnicity	12,594	38,286	50,880
Hispanic	1,046	1,400	2,446
Non-Hispanic	7,034	23,787	30,821
Unknown	4,514	13,099	17,613
Gender	12,594	38,286	50,880
Female	6,849	21,354	28,203
Male	5,741	16,926	22,667
Unknown	4	6	10

COVID-19 doses administered for the past 2 weeks

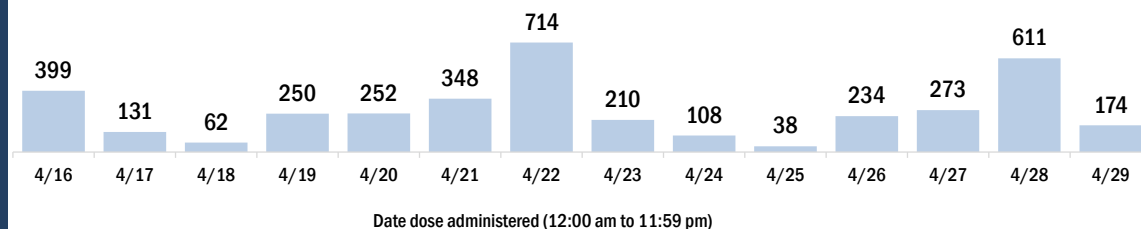


Persons vaccinated for COVID-19 for the past 2 weeks

Number of persons who received their first dose of a two-dose series of the COVID-19 vaccine



Number of persons who completed the COVID-19 vaccine series



COVID-19: Bradford County vaccine summary

Vaccination data through Apr 29, 2021 as of Apr 30, 2021 at 12:05 AM

Data in this report are provisional and subject to change.

Data in this summary pertain to COVID-19 vaccines approved by the U.S. Food and Drug Administration and have been issued an Emergency Use Authorization (Janssen COVID-19 Vaccine, Moderna COVID-19 Vaccine and Pfizer-BioNTech COVID-19 Vaccine). These data summarize the number of people who have received either their first dose or have completed the series for a COVID-19 vaccine. **A person can only be counted in one category, first dose or series complete.** For persons receiving Moderna or Pfizer vaccines, once they receive their second dose, they are moved from the first dose column to the series completed column. **Because of this, the total first dose category may show a change from report to report not matching the total receiving their first dose from the previous day.** Persons receiving Johnson & Johnson vaccines will always be counted in the series completed column.

COVID-19 doses for vaccinated persons in Florida

Doses administered 10,380

People receiving one dose of a 1-dose series (Johnson & Johnson) or receiving only one dose of a 2-dose series (Moderna, Pfizer) count once. Persons receiving both doses of a 2-dose series count twice.

Current status of persons vaccinated for COVID-19 in Florida

Total people vaccinated 6,575

First dose 2,431

Series completed 4,144

Completed 1-dose series 339

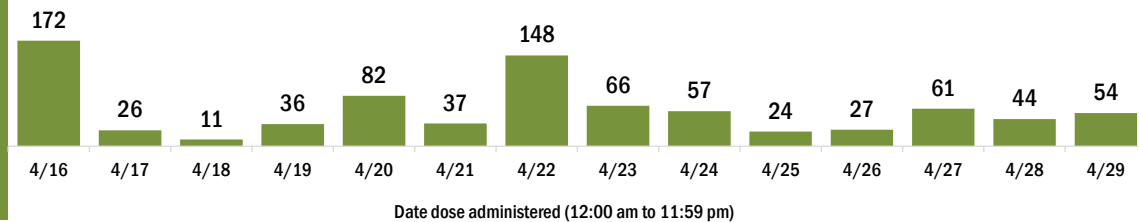
Completed 2-dose series 3,805

First dose: current number of people who have only received their first dose of the Moderna or Pfizer vaccine.

Series complete: current number of people who have received both Moderna or Pfizer vaccine doses or one Johnson & Johnson dose and are considered fully immunized.

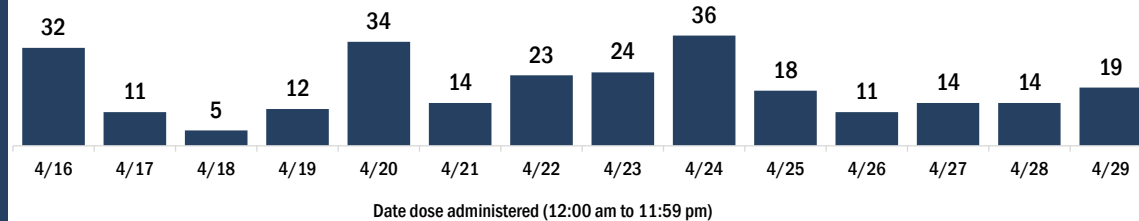
Demographic summary	First dose	Series complete	Total people vaccinated
Age group	2,431	4,144	6,575
16-24 years	152	53	205
25-34 years	364	135	499
35-44 years	553	177	730
45-54 years	542	374	916
55-64 years	534	908	1,442
65-74 years	188	1,422	1,610
75-84 years	71	817	888
85+ years	27	258	285
Race	2,431	4,144	6,575
White	1,370	3,156	4,526
Black	815	486	1,301
American Indian/Alaskan	3	30	33
Other	175	335	510
Unknown	68	137	205
Other race includes Asian, native Hawaiian/Pacific Islander, or other.			
Ethnicity	2,431	4,144	6,575
Hispanic	147	59	206
Non-Hispanic	1,548	3,603	5,151
Unknown	736	482	1,218
Gender	2,431	4,144	6,575
Female	583	2,428	3,011
Male	1,847	1,716	3,563
Unknown	1	0	1

COVID-19 doses administered for the past 2 weeks

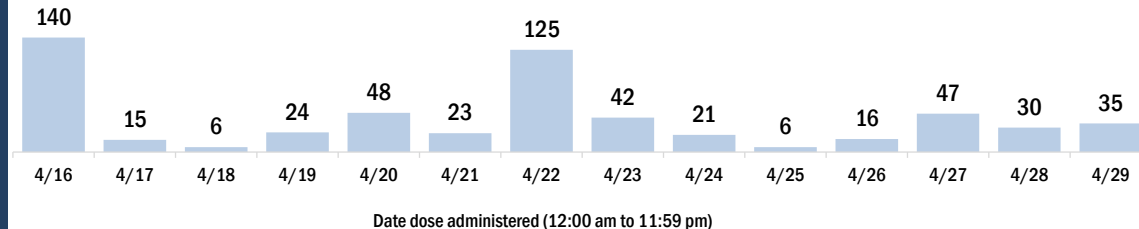


Persons vaccinated for COVID-19 for the past 2 weeks

Number of persons who received their first dose of a two-dose series of the COVID-19 vaccine



Number of persons who completed the COVID-19 vaccine series



COVID-19: Brevard County vaccine summary

Vaccination data through Apr 29, 2021 as of Apr 30, 2021 at 12:05 AM

Data in this report are provisional and subject to change.

Data in this summary pertain to COVID-19 vaccines approved by the U.S. Food and Drug Administration and have been issued an Emergency Use Authorization (Janssen COVID-19 Vaccine, Moderna COVID-19 Vaccine and Pfizer-BioNTech COVID-19 Vaccine). These data summarize the number of people who have received either their first dose or have completed the series for a COVID-19 vaccine. **A person can only be counted in one category, first dose or series complete.** For persons receiving Moderna or Pfizer vaccines, once they receive their second dose, they are moved from the first dose column to the series completed column. **Because of this, the total first dose category may show a change from report to report not matching the total receiving their first dose from the previous day.** Persons receiving Johnson & Johnson vaccines will always be counted in the series completed column.

COVID-19 doses for vaccinated persons in Florida

Doses administered 394,205

People receiving one dose of a 1-dose series (Johnson & Johnson) or receiving only one dose of a 2-dose series (Moderna, Pfizer) count once. Persons receiving both doses of a 2-dose series count twice.

Current status of persons vaccinated for COVID-19 in Florida

Total people vaccinated 241,962

First dose 73,524

Series completed 168,438

Completed 1-dose series 16,195

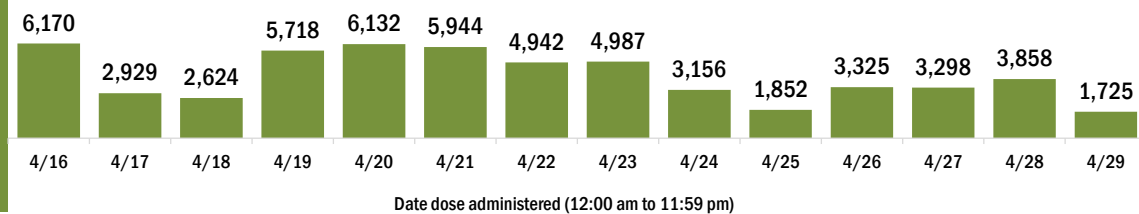
Completed 2-dose series 152,243

First dose: current number of people who have only received their first dose of the Moderna or Pfizer vaccine.

Series complete: current number of people who have received both Moderna or Pfizer vaccine doses or one Johnson & Johnson dose and are considered fully immunized.

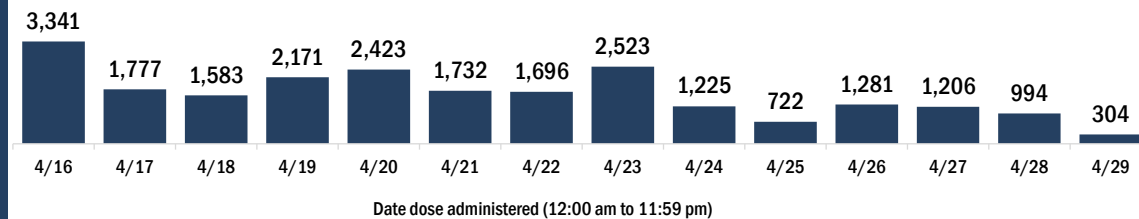
Demographic summary	First dose	Series complete	Total people vaccinated
Age group	73,524	168,438	241,962
16-24 years	8,275	3,151	11,426
25-34 years	9,964	6,196	16,160
35-44 years	10,525	10,077	20,602
45-54 years	11,140	17,651	28,791
55-64 years	15,330	39,252	54,582
65-74 years	9,999	51,896	61,895
75-84 years	5,726	29,541	35,267
85+ years	2,565	10,674	13,239
Race	73,524	168,438	241,962
White	48,768	114,811	163,579
Black	5,100	8,546	13,646
American Indian/Alaskan	388	736	1,124
Other	7,358	14,745	22,103
Unknown	11,910	29,600	41,510
Other race includes Asian, native Hawaiian/Pacific Islander, or other.			
Ethnicity	73,524	168,438	241,962
Hispanic	6,767	7,671	14,438
Non-Hispanic	43,598	93,582	137,180
Unknown	23,159	67,185	90,344
Gender	73,524	168,438	241,962
Female	38,655	97,185	135,840
Male	34,717	71,042	105,759
Unknown	152	211	363

COVID-19 doses administered for the past 2 weeks

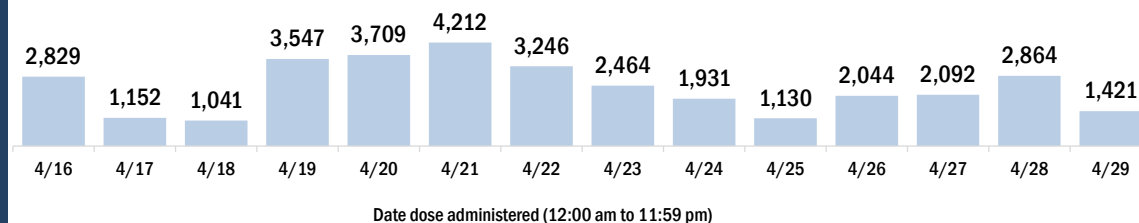


Persons vaccinated for COVID-19 for the past 2 weeks

Number of persons who received their first dose of a two-dose series of the COVID-19 vaccine



Number of persons who completed the COVID-19 vaccine series



COVID-19: Broward County vaccine summary

Vaccination data through Apr 29, 2021 as of Apr 30, 2021 at 12:05 AM

Data in this report are provisional and subject to change.

Data in this summary pertain to COVID-19 vaccines approved by the U.S. Food and Drug Administration and have been issued an Emergency Use Authorization (Janssen COVID-19 Vaccine, Moderna COVID-19 Vaccine and Pfizer-BioNTech COVID-19 Vaccine). These data summarize the number of people who have received either their first dose or have completed the series for a COVID-19 vaccine. **A person can only be counted in one category, first dose or series complete.** For persons receiving Moderna or Pfizer vaccines, once they receive their second dose, they are moved from the first dose column to the series completed column. **Because of this, the total first dose category may show a change from report to report not matching the total receiving their first dose from the previous day.** Persons receiving Johnson & Johnson vaccines will always be counted in the series completed column.

COVID-19 doses for vaccinated persons in Florida

Doses administered 1,325,537

People receiving one dose of a 1-dose series (Johnson & Johnson) or receiving only one dose of a 2-dose series (Moderna, Pfizer) count once. Persons receiving both doses of a 2-dose series count twice.

Current status of persons vaccinated for COVID-19 in Florida

Total people vaccinated 816,397

First dose 263,230

Series completed 553,167

Completed 1-dose series 44,027

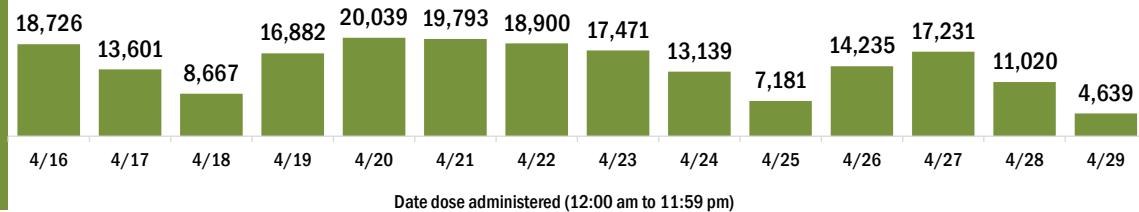
Completed 2-dose series 509,140

First dose: current number of people who have only received their first dose of the Moderna or Pfizer vaccine.

Series complete: current number of people who have received both Moderna or Pfizer vaccine doses or one Johnson & Johnson dose and are considered fully immunized.

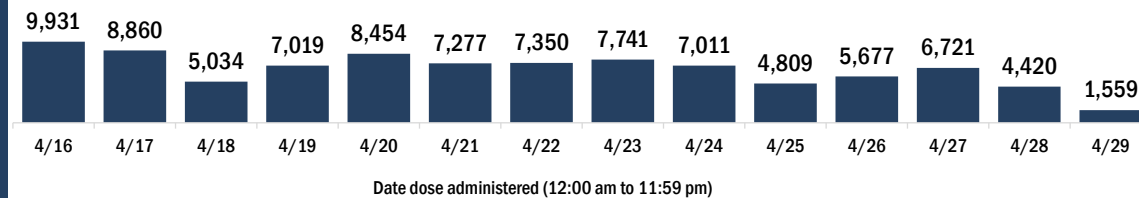
Demographic summary	First dose	Series complete	Total people vaccinated
Age group	263,230	553,167	816,397
16-24 years	32,568	18,431	50,999
25-34 years	37,916	33,526	71,442
35-44 years	45,897	56,919	102,816
45-54 years	47,687	92,667	140,354
55-64 years	45,587	130,516	176,103
65-74 years	30,463	130,310	160,773
75-84 years	15,784	66,447	82,231
85+ years	7,328	24,351	31,679
Race	263,230	553,167	816,397
White	146,013	346,904	492,917
Black	34,697	66,649	101,346
American Indian/Alaskan	1,018	2,280	3,298
Other	34,300	63,294	97,594
Unknown	47,202	74,040	121,242
Other race includes Asian, native Hawaiian/Pacific Islander, or other.			
Ethnicity	263,230	553,167	816,397
Hispanic	75,102	119,121	194,223
Non-Hispanic	103,683	278,032	381,715
Unknown	84,445	156,014	240,459
Gender	263,230	553,167	816,397
Female	136,976	303,615	440,591
Male	125,387	248,627	374,014
Unknown	867	925	1,792

COVID-19 doses administered for the past 2 weeks

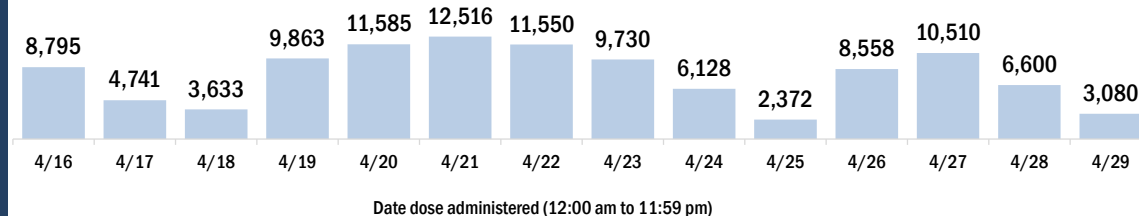


Persons vaccinated for COVID-19 for the past 2 weeks

Number of persons who received their first dose of a two-dose series of the COVID-19 vaccine



Number of persons who completed the COVID-19 vaccine series



COVID-19: Calhoun County vaccine summary

Vaccination data through Apr 29, 2021 as of Apr 30, 2021 at 12:05 AM

Data in this report are provisional and subject to change.

Data in this summary pertain to COVID-19 vaccines approved by the U.S. Food and Drug Administration and have been issued an Emergency Use Authorization (Janssen COVID-19 Vaccine, Moderna COVID-19 Vaccine and Pfizer-BioNTech COVID-19 Vaccine). These data summarize the number of people who have received either their first dose or have completed the series for a COVID-19 vaccine. **A person can only be counted in one category, first dose or series complete.** For persons receiving Moderna or Pfizer vaccines, once they receive their second dose, they are moved from the first dose column to the series completed column. **Because of this, the total first dose category may show a change from report to report not matching the total receiving their first dose from the previous day.** Persons receiving Johnson & Johnson vaccines will always be counted in the series completed column.

COVID-19 doses for vaccinated persons in Florida

Doses administered 5,305

People receiving one dose of a 1-dose series (Johnson & Johnson) or receiving only one dose of a 2-dose series (Moderna, Pfizer) count once. Persons receiving both doses of a 2-dose series count twice.

Current status of persons vaccinated for COVID-19 in Florida

Total people vaccinated 3,154

First dose 833

Series completed 2,321

Completed 1-dose series 170

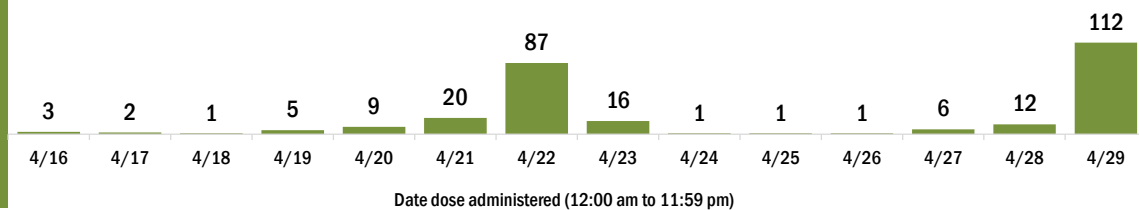
Completed 2-dose series 2,151

First dose: current number of people who have only received their first dose of the Moderna or Pfizer vaccine.

Series complete: current number of people who have received both Moderna or Pfizer vaccine doses or one Johnson & Johnson dose and are considered fully immunized.

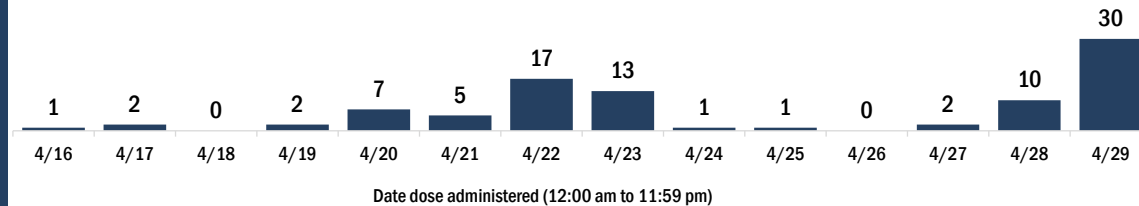
Demographic summary	First dose	Series complete	Total people vaccinated
Age group	833	2,321	3,154
16-24 years	51	25	76
25-34 years	102	61	163
35-44 years	165	119	284
45-54 years	186	219	405
55-64 years	169	450	619
65-74 years	88	801	889
75-84 years	51	466	517
85+ years	21	180	201
Race	833	2,321	3,154
White	514	1,636	2,150
Black	197	151	348
American Indian/Alaskan	4	15	19
Other	68	319	387
Unknown	50	200	250
Other race includes Asian, native Hawaiian/Pacific Islander, or other.			
Ethnicity	833	2,321	3,154
Hispanic	16	41	57
Non-Hispanic	217	1,296	1,513
Unknown	600	984	1,584
Gender	833	2,321	3,154
Female	229	1,292	1,521
Male	604	1,028	1,632
Unknown	0	1	1

COVID-19 doses administered for the past 2 weeks

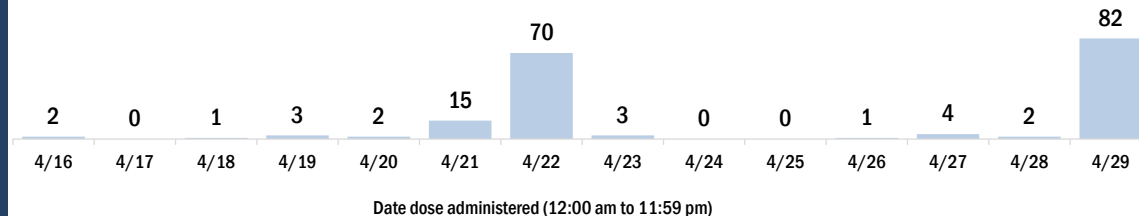


Persons vaccinated for COVID-19 for the past 2 weeks

Number of persons who received their first dose of a two-dose series of the COVID-19 vaccine



Number of persons who completed the COVID-19 vaccine series



COVID-19: Charlotte County vaccine summary

Vaccination data through Apr 29, 2021 as of Apr 30, 2021 at 12:05 AM

Data in this report are provisional and subject to change.

Data in this summary pertain to COVID-19 vaccines approved by the U.S. Food and Drug Administration and have been issued an Emergency Use Authorization (Janssen COVID-19 Vaccine, Moderna COVID-19 Vaccine and Pfizer-BioNTech COVID-19 Vaccine). These data summarize the number of people who have received either their first dose or have completed the series for a COVID-19 vaccine. **A person can only be counted in one category, first dose or series complete.** For persons receiving Moderna or Pfizer vaccines, once they receive their second dose, they are moved from the first dose column to the series completed column. **Because of this, the total first dose category may show a change from report to report not matching the total receiving their first dose from the previous day.** Persons receiving Johnson & Johnson vaccines will always be counted in the series completed column.

COVID-19 doses for vaccinated persons in Florida

Doses administered 172,027

People receiving one dose of a 1-dose series (Johnson & Johnson) or receiving only one dose of a 2-dose series (Moderna, Pfizer) count once. Persons receiving both doses of a 2-dose series count twice.

Current status of persons vaccinated for COVID-19 in Florida

Total people vaccinated 103,164

First dose 28,909

Series completed 74,255

Completed 1-dose series 5,392

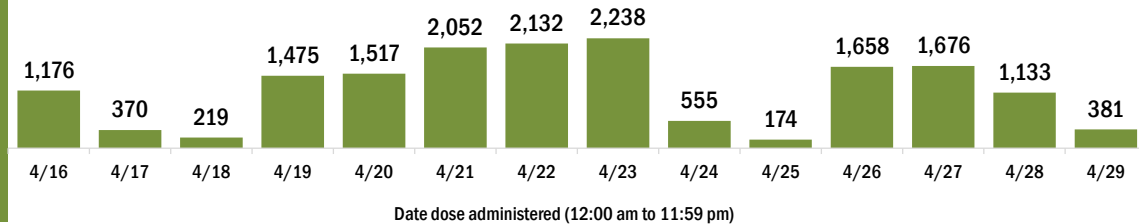
Completed 2-dose series 68,863

First dose: current number of people who have only received their first dose of the Moderna or Pfizer vaccine.

Series complete: current number of people who have received both Moderna or Pfizer vaccine doses or one Johnson & Johnson dose and are considered fully immunized.

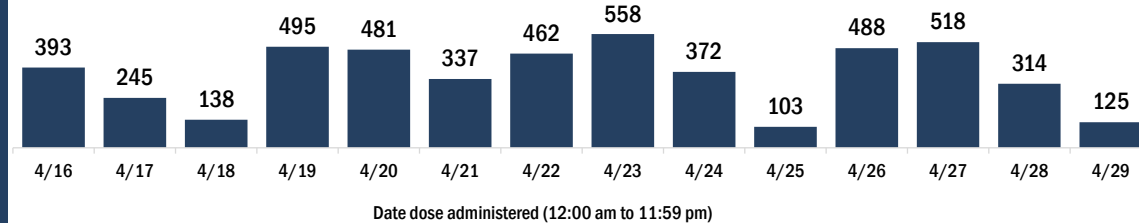
Demographic summary	First dose	Series complete	Total people vaccinated
Age group	28,909	74,255	103,164
16-24 years	1,484	439	1,923
25-34 years	1,651	910	2,561
35-44 years	2,138	1,560	3,698
45-54 years	3,172	4,124	7,296
55-64 years	6,759	13,574	20,333
65-74 years	7,381	30,229	37,610
75-84 years	4,726	18,197	22,923
85+ years	1,598	5,222	6,820
Race	28,909	74,255	103,164
White	21,698	57,012	78,710
Black	968	1,299	2,267
American Indian/Alaskan	151	305	456
Other	2,089	4,704	6,793
Unknown	4,003	10,935	14,938
Other race includes Asian, native Hawaiian/Pacific Islander, or other.			
Ethnicity	28,909	74,255	103,164
Hispanic	1,381	1,704	3,085
Non-Hispanic	16,999	45,020	62,019
Unknown	10,529	27,531	38,060
Gender	28,909	74,255	103,164
Female	14,999	41,500	56,499
Male	13,880	32,728	46,608
Unknown	30	27	57

COVID-19 doses administered for the past 2 weeks

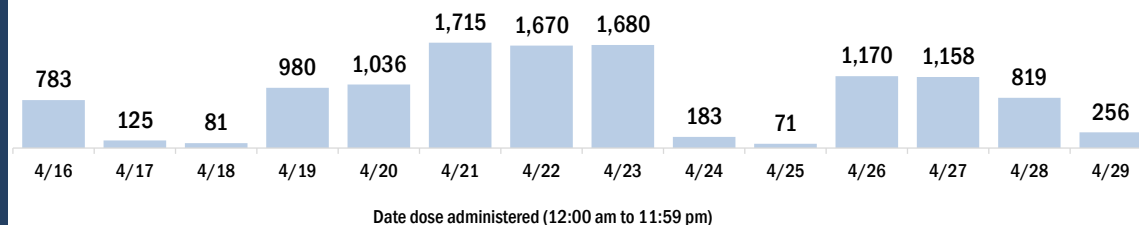


Persons vaccinated for COVID-19 for the past 2 weeks

Number of persons who received their first dose of a two-dose series of the COVID-19 vaccine



Number of persons who completed the COVID-19 vaccine series



COVID-19: Citrus County vaccine summary

Vaccination data through Apr 29, 2021 as of Apr 30, 2021 at 12:05 AM

Data in this report are provisional and subject to change.

Data in this summary pertain to COVID-19 vaccines approved by the U.S. Food and Drug Administration and have been issued an Emergency Use Authorization (Janssen COVID-19 Vaccine, Moderna COVID-19 Vaccine and Pfizer-BioNTech COVID-19 Vaccine). These data summarize the number of people who have received either their first dose or have completed the series for a COVID-19 vaccine. **A person can only be counted in one category, first dose or series complete.** For persons receiving Moderna or Pfizer vaccines, once they receive their second dose, they are moved from the first dose column to the series completed column. **Because of this, the total first dose category may show a change from report to report not matching the total receiving their first dose from the previous day.** Persons receiving Johnson & Johnson vaccines will always be counted in the series completed column.

COVID-19 doses for vaccinated persons in Florida

Doses administered 104,148

People receiving one dose of a 1-dose series (Johnson & Johnson) or receiving only one dose of a 2-dose series (Moderna, Pfizer) count once. Persons receiving both doses of a 2-dose series count twice.

Current status of persons vaccinated for COVID-19 in Florida

Total people vaccinated 59,688

First dose 13,745

Series completed 45,943

Completed 1-dose series 1,483

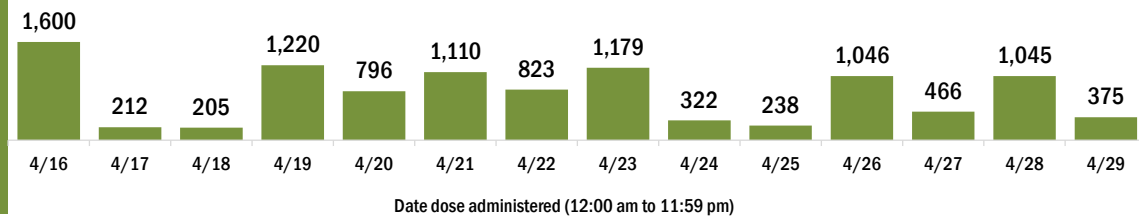
Completed 2-dose series 44,460

First dose: current number of people who have only received their first dose of the Moderna or Pfizer vaccine.

Series complete: current number of people who have received both Moderna or Pfizer vaccine doses or one Johnson & Johnson dose and are considered fully immunized.

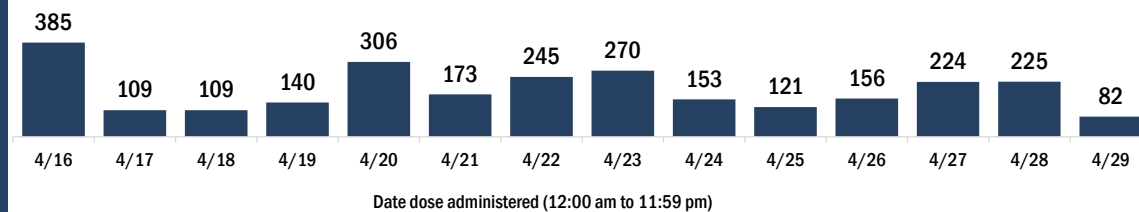
Demographic summary	First dose	Series complete	Total people vaccinated
Age group	13,745	45,943	59,688
16-24 years	838	401	1,239
25-34 years	950	727	1,677
35-44 years	1,213	1,097	2,310
45-54 years	1,914	2,482	4,396
55-64 years	3,229	7,653	10,882
65-74 years	3,024	18,017	21,041
75-84 years	1,921	12,067	13,988
85+ years	656	3,499	4,155
Race	13,745	45,943	59,688
White	10,630	34,617	45,247
Black	287	657	944
American Indian/Alaskan	83	247	330
Other	910	3,041	3,951
Unknown	1,835	7,381	9,216
Other race includes Asian, native Hawaiian/Pacific Islander, or other.			
Ethnicity	13,745	45,943	59,688
Hispanic	766	1,279	2,045
Non-Hispanic	8,857	27,163	36,020
Unknown	4,122	17,501	21,623
Gender	13,745	45,943	59,688
Female	7,529	26,242	33,771
Male	6,192	19,688	25,880
Unknown	24	13	37

COVID-19 doses administered for the past 2 weeks

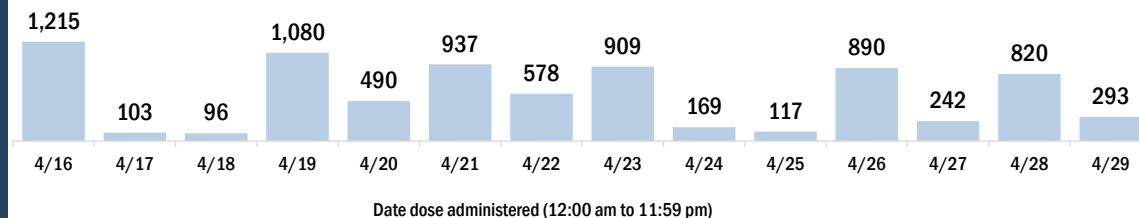


Persons vaccinated for COVID-19 for the past 2 weeks

Number of persons who received their first dose of a two-dose series of the COVID-19 vaccine



Number of persons who completed the COVID-19 vaccine series



COVID-19: Clay County vaccine summary

Vaccination data through Apr 29, 2021 as of Apr 30, 2021 at 12:05 AM

Data in this report are provisional and subject to change.

Data in this summary pertain to COVID-19 vaccines approved by the U.S. Food and Drug Administration and have been issued an Emergency Use Authorization (Janssen COVID-19 Vaccine, Moderna COVID-19 Vaccine and Pfizer-BioNTech COVID-19 Vaccine). These data summarize the number of people who have received either their first dose or have completed the series for a COVID-19 vaccine. **A person can only be counted in one category, first dose or series complete.** For persons receiving Moderna or Pfizer vaccines, once they receive their second dose, they are moved from the first dose column to the series completed column. **Because of this, the total first dose category may show a change from report to report not matching the total receiving their first dose from the previous day.** Persons receiving Johnson & Johnson vaccines will always be counted in the series completed column.

COVID-19 doses for vaccinated persons in Florida

Doses administered 108,022

People receiving one dose of a 1-dose series (Johnson & Johnson) or receiving only one dose of a 2-dose series (Moderna, Pfizer) count once. Persons receiving both doses of a 2-dose series count twice.

Current status of persons vaccinated for COVID-19 in Florida

Total people vaccinated 62,688

First dose 14,283

Series completed 48,405

Completed 1-dose series 3,071

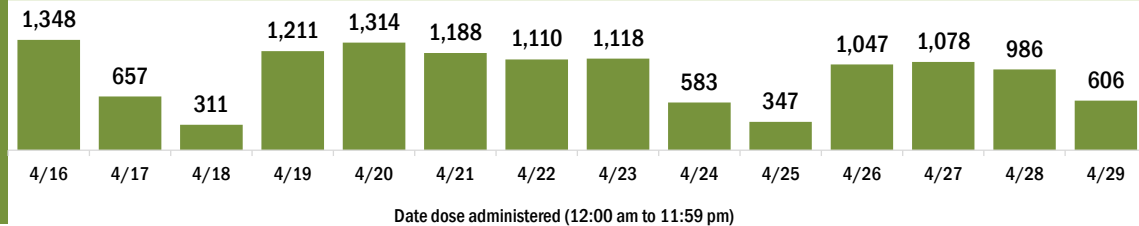
Completed 2-dose series 45,334

First dose: current number of people who have only received their first dose of the Moderna or Pfizer vaccine.

Series complete: current number of people who have received both Moderna or Pfizer vaccine doses or one Johnson & Johnson dose and are considered fully immunized.

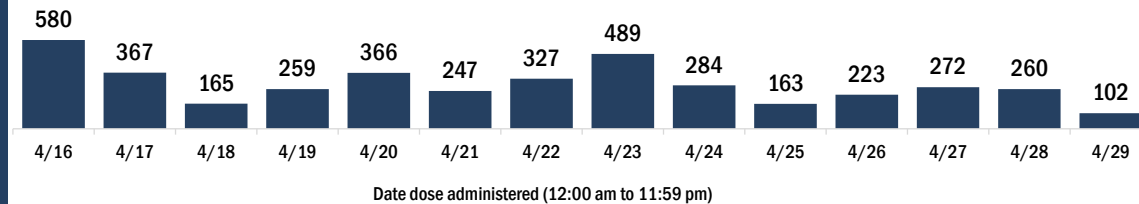
Demographic summary	First dose	Series complete	Total people vaccinated
Age group	14,283	48,405	62,688
16-24 years	2,076	1,607	3,683
25-34 years	1,892	2,317	4,209
35-44 years	2,360	4,174	6,534
45-54 years	2,559	6,730	9,289
55-64 years	2,792	10,776	13,568
65-74 years	1,386	13,862	15,248
75-84 years	865	6,880	7,745
85+ years	353	2,059	2,412
Race	14,283	48,405	62,688
White	8,276	34,701	42,977
Black	1,318	3,304	4,622
American Indian/Alaskan	61	227	288
Other	1,969	4,629	6,598
Unknown	2,659	5,544	8,203
Other race includes Asian, native Hawaiian/Pacific Islander, or other.			
Ethnicity	14,283	48,405	62,688
Hispanic	1,320	2,346	3,666
Non-Hispanic	8,068	35,398	43,466
Unknown	4,895	10,661	15,556
Gender	14,283	48,405	62,688
Female	7,718	27,944	35,662
Male	6,398	20,456	26,854
Unknown	167	5	172

COVID-19 doses administered for the past 2 weeks

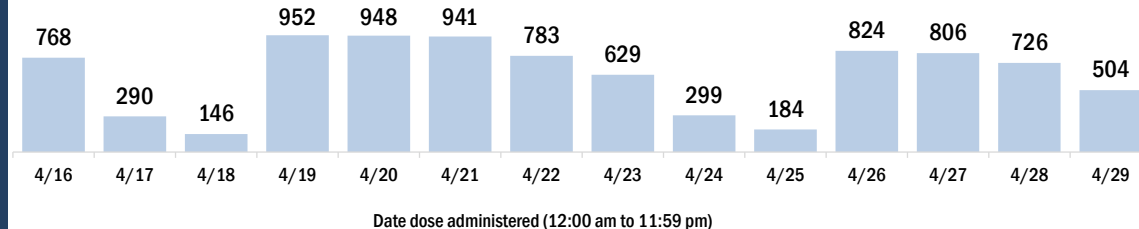


Persons vaccinated for COVID-19 for the past 2 weeks

Number of persons who received their first dose of a two-dose series of the COVID-19 vaccine



Number of persons who completed the COVID-19 vaccine series



COVID-19: Collier County vaccine summary

Vaccination data through Apr 29, 2021 as of Apr 30, 2021 at 12:05 AM

Data in this report are provisional and subject to change.

Data in this summary pertain to COVID-19 vaccines approved by the U.S. Food and Drug Administration and have been issued an Emergency Use Authorization (Janssen COVID-19 Vaccine, Moderna COVID-19 Vaccine and Pfizer-BioNTech COVID-19 Vaccine). These data summarize the number of people who have received either their first dose or have completed the series for a COVID-19 vaccine. **A person can only be counted in one category, first dose or series complete.** For persons receiving Moderna or Pfizer vaccines, once they receive their second dose, they are moved from the first dose column to the series completed column. **Because of this, the total first dose category may show a change from report to report not matching the total receiving their first dose from the previous day.** Persons receiving Johnson & Johnson vaccines will always be counted in the series completed column.

COVID-19 doses for vaccinated persons in Florida

Doses administered 311,724

People receiving one dose of a 1-dose series (Johnson & Johnson) or receiving only one dose of a 2-dose series (Moderna, Pfizer) count once. Persons receiving both doses of a 2-dose series count twice.

Current status of persons vaccinated for COVID-19 in Florida

Total people vaccinated 188,000

First dose 52,296

Series completed 135,704

Completed 1-dose series 11,980

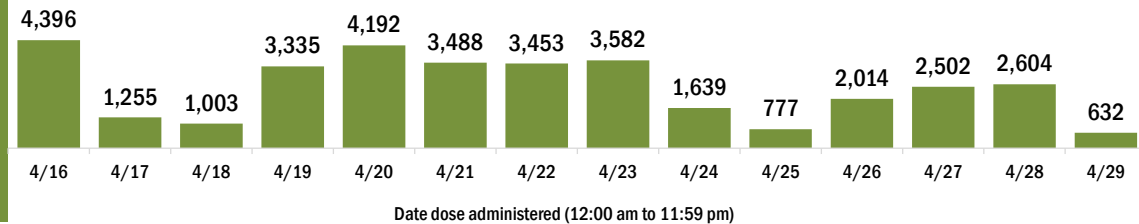
Completed 2-dose series 123,724

First dose: current number of people who have only received their first dose of the Moderna or Pfizer vaccine.

Series complete: current number of people who have received both Moderna or Pfizer vaccine doses or one Johnson & Johnson dose and are considered fully immunized.

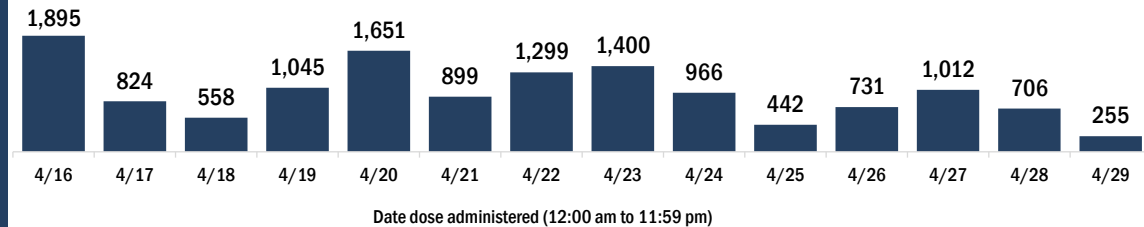
Demographic summary	First dose	Series complete	Total people vaccinated
Age group	52,296	135,704	188,000
16-24 years	4,345	1,688	6,033
25-34 years	4,971	3,394	8,365
35-44 years	6,560	4,984	11,544
45-54 years	8,487	9,401	17,888
55-64 years	11,094	23,167	34,261
65-74 years	8,903	49,115	58,018
75-84 years	5,806	34,044	39,850
85+ years	2,130	9,911	12,041
Race	52,296	135,704	188,000
White	34,926	89,223	124,149
Black	1,307	1,623	2,930
American Indian/Alaskan	216	400	616
Other	5,456	10,370	15,826
Unknown	10,391	34,088	44,479
Other race includes Asian, native Hawaiian/Pacific Islander, or other.			
Ethnicity	52,296	135,704	188,000
Hispanic	10,016	8,171	18,187
Non-Hispanic	22,289	62,378	84,667
Unknown	19,991	65,155	85,146
Gender	52,296	135,704	188,000
Female	27,323	74,733	102,056
Male	24,705	60,699	85,404
Unknown	268	272	540

COVID-19 doses administered for the past 2 weeks

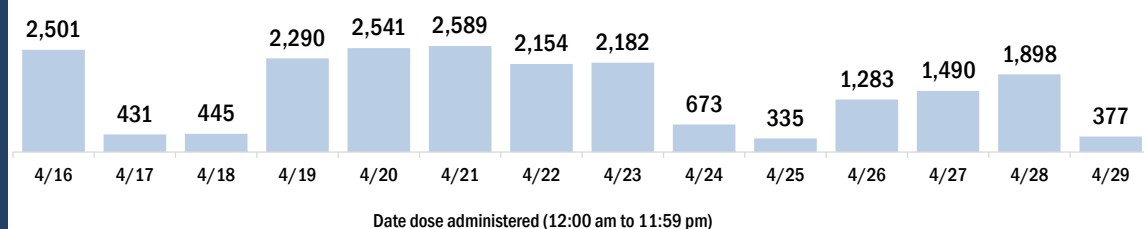


Persons vaccinated for COVID-19 for the past 2 weeks

Number of persons who received their first dose of a two-dose series of the COVID-19 vaccine



Number of persons who completed the COVID-19 vaccine series



COVID-19: Columbia County vaccine summary

Vaccination data through Apr 29, 2021 as of Apr 30, 2021 at 12:05 AM

Data in this report are provisional and subject to change.

Data in this summary pertain to COVID-19 vaccines approved by the U.S. Food and Drug Administration and have been issued an Emergency Use Authorization (Janssen COVID-19 Vaccine, Moderna COVID-19 Vaccine and Pfizer-BioNTech COVID-19 Vaccine). These data summarize the number of people who have received either their first dose or have completed the series for a COVID-19 vaccine. **A person can only be counted in one category, first dose or series complete.** For persons receiving Moderna or Pfizer vaccines, once they receive their second dose, they are moved from the first dose column to the series completed column. **Because of this, the total first dose category may show a change from report to report not matching the total receiving their first dose from the previous day.** Persons receiving Johnson & Johnson vaccines will always be counted in the series completed column.

COVID-19 doses for vaccinated persons in Florida

Doses administered 26,799

People receiving one dose of a 1-dose series (Johnson & Johnson) or receiving only one dose of a 2-dose series (Moderna, Pfizer) count once. Persons receiving both doses of a 2-dose series count twice.

Current status of persons vaccinated for COVID-19 in Florida

Total people vaccinated 15,920

First dose 3,428

Series completed 12,492

Completed 1-dose series 1,613

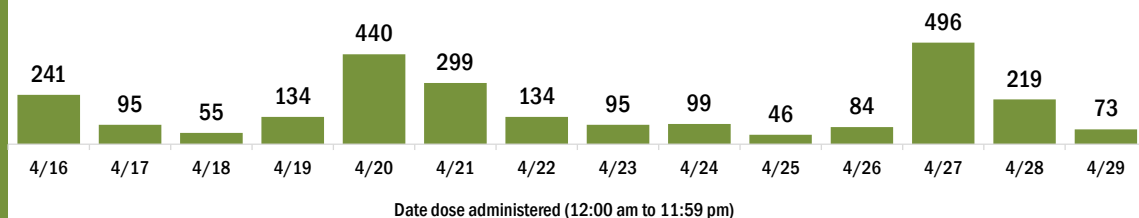
Completed 2-dose series 10,879

First dose: current number of people who have only received their first dose of the Moderna or Pfizer vaccine.

Series complete: current number of people who have received both Moderna or Pfizer vaccine doses or one Johnson & Johnson dose and are considered fully immunized.

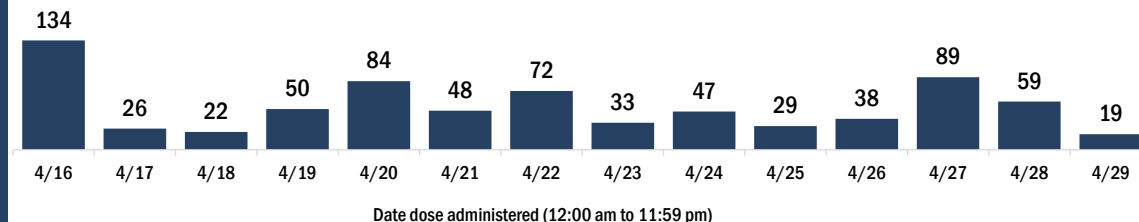
Demographic summary	First dose	Series complete	Total people vaccinated
Age group	3,428	12,492	15,920
16-24 years	446	216	662
25-34 years	422	451	873
35-44 years	475	747	1,222
45-54 years	600	1,343	1,943
55-64 years	788	2,559	3,347
65-74 years	401	4,138	4,539
75-84 years	216	2,358	2,574
85+ years	80	680	760
Race	3,428	12,492	15,920
White	2,079	9,029	11,108
Black	592	1,354	1,946
American Indian/Alaskan	17	60	77
Other	334	845	1,179
Unknown	406	1,204	1,610
Other race includes Asian, native Hawaiian/Pacific Islander, or other.			
Ethnicity	3,428	12,492	15,920
Hispanic	242	389	631
Non-Hispanic	1,913	9,132	11,045
Unknown	1,273	2,971	4,244
Gender	3,428	12,492	15,920
Female	1,395	7,295	8,690
Male	2,023	5,197	7,220
Unknown	10	0	10

COVID-19 doses administered for the past 2 weeks

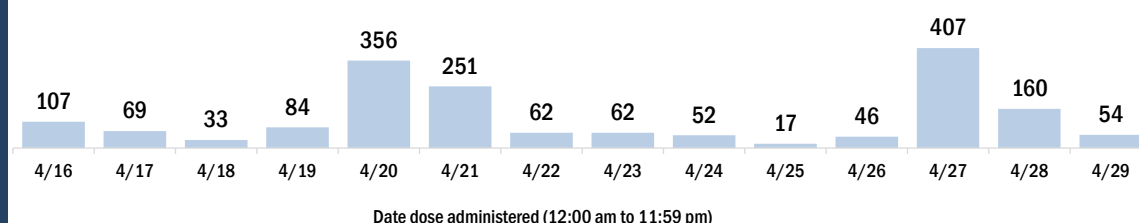


Persons vaccinated for COVID-19 for the past 2 weeks

Number of persons who received their first dose of a two-dose series of the COVID-19 vaccine



Number of persons who completed the COVID-19 vaccine series



COVID-19: Dade County vaccine summary

Vaccination data through Apr 29, 2021 as of Apr 30, 2021 at 12:05 AM

Data in this report are provisional and subject to change.

Data in this summary pertain to COVID-19 vaccines approved by the U.S. Food and Drug Administration and have been issued an Emergency Use Authorization (Janssen COVID-19 Vaccine, Moderna COVID-19 Vaccine and Pfizer-BioNTech COVID-19 Vaccine). These data summarize the number of people who have received either their first dose or have completed the series for a COVID-19 vaccine. **A person can only be counted in one category, first dose or series complete.** For persons receiving Moderna or Pfizer vaccines, once they receive their second dose, they are moved from the first dose column to the series completed column. **Because of this, the total first dose category may show a change from report to report not matching the total receiving their first dose from the previous day.** Persons receiving Johnson & Johnson vaccines will always be counted in the series completed column.

COVID-19 doses for vaccinated persons in Florida

Doses administered 1,942,103

People receiving one dose of a 1-dose series (Johnson & Johnson) or receiving only one dose of a 2-dose series (Moderna, Pfizer) count once. Persons receiving both doses of a 2-dose series count twice.

Current status of persons vaccinated for COVID-19 in Florida

Total people vaccinated 1,225,267

First dose 408,372

Series completed 816,895

Completed 1-dose series 100,059

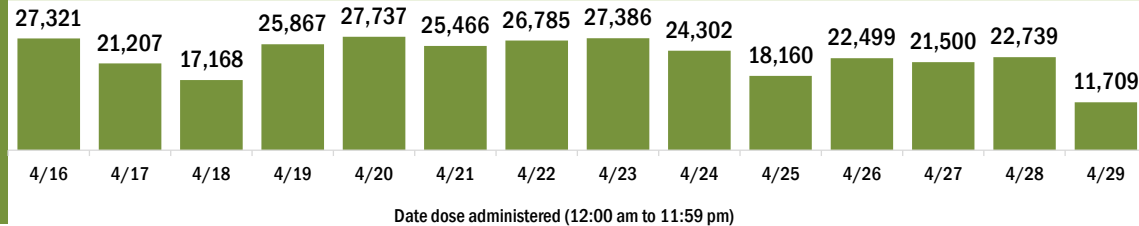
Completed 2-dose series 716,836

First dose: current number of people who have only received their first dose of the Moderna or Pfizer vaccine.

Series complete: current number of people who have received both Moderna or Pfizer vaccine doses or one Johnson & Johnson dose and are considered fully immunized.

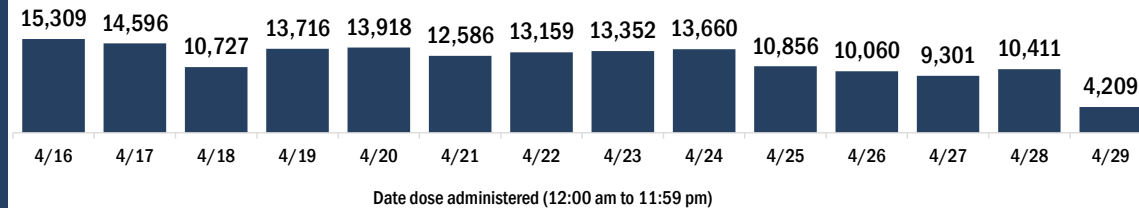
Demographic summary	First dose	Series complete	Total people vaccinated
Age group	408,372	816,895	1,225,267
16-24 years	48,250	32,450	80,700
25-34 years	62,076	63,266	125,342
35-44 years	71,572	94,032	165,604
45-54 years	77,985	141,957	219,942
55-64 years	68,598	177,491	246,089
65-74 years	45,603	168,275	213,878
75-84 years	23,993	100,836	124,829
85+ years	10,295	38,588	48,883
Race	408,372	816,895	1,225,267
White	284,785	574,994	859,779
Black	24,738	55,107	79,845
American Indian/Alaskan	1,230	1,759	2,989
Other	46,127	88,036	134,163
Unknown	51,492	96,999	148,491
Other race includes Asian, native Hawaiian/Pacific Islander, or other.			
Ethnicity	408,372	816,895	1,225,267
Hispanic	223,189	401,099	624,288
Non-Hispanic	65,645	178,790	244,435
Unknown	119,538	237,006	356,544
Gender	408,372	816,895	1,225,267
Female	211,118	449,885	661,003
Male	195,355	365,671	561,026
Unknown	1,899	1,339	3,238

COVID-19 doses administered for the past 2 weeks

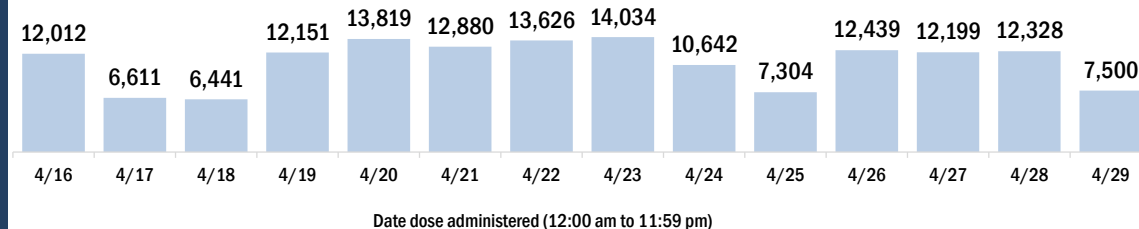


Persons vaccinated for COVID-19 for the past 2 weeks

Number of persons who received their first dose of a two-dose series of the COVID-19 vaccine



Number of persons who completed the COVID-19 vaccine series



COVID-19: Desoto County vaccine summary

Vaccination data through Apr 29, 2021 as of Apr 30, 2021 at 12:05 AM

Data in this report are provisional and subject to change.

Data in this summary pertain to COVID-19 vaccines approved by the U.S. Food and Drug Administration and have been issued an Emergency Use Authorization (Janssen COVID-19 Vaccine, Moderna COVID-19 Vaccine and Pfizer-BioNTech COVID-19 Vaccine). These data summarize the number of people who have received either their first dose or have completed the series for a COVID-19 vaccine. **A person can only be counted in one category, first dose or series complete.** For persons receiving Moderna or Pfizer vaccines, once they receive their second dose, they are moved from the first dose column to the series completed column. **Because of this, the total first dose category may show a change from report to report not matching the total receiving their first dose from the previous day.** Persons receiving Johnson & Johnson vaccines will always be counted in the series completed column.

COVID-19 doses for vaccinated persons in Florida

Doses administered 18,387

People receiving one dose of a 1-dose series (Johnson & Johnson) or receiving only one dose of a 2-dose series (Moderna, Pfizer) count once. Persons receiving both doses of a 2-dose series count twice.

Current status of persons vaccinated for COVID-19 in Florida

Total people vaccinated 11,763

First dose 4,623

Series completed 7,140

Completed 1-dose series 516

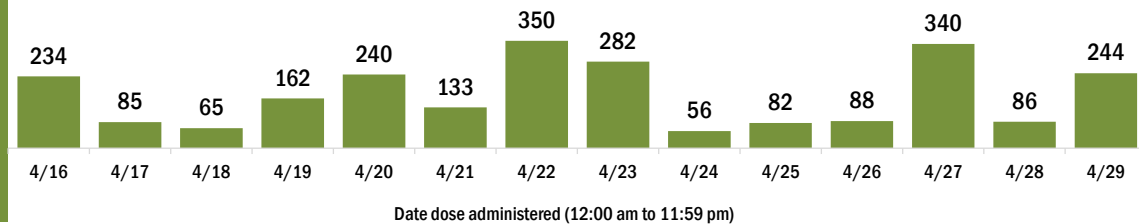
Completed 2-dose series 6,624

First dose: current number of people who have only received their first dose of the Moderna or Pfizer vaccine.

Series complete: current number of people who have received both Moderna or Pfizer vaccine doses or one Johnson & Johnson dose and are considered fully immunized.

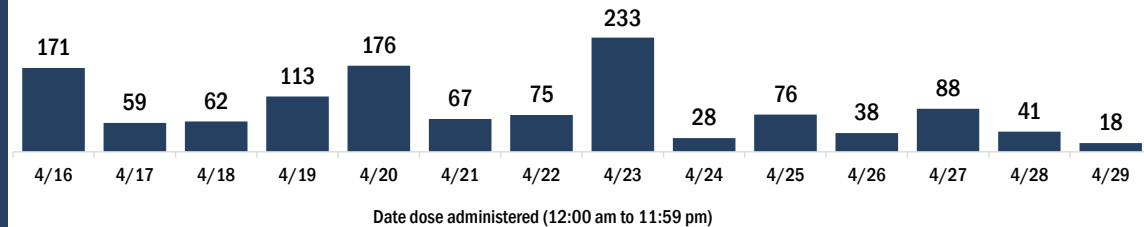
Demographic summary	First dose	Series complete	Total people vaccinated
Age group	4,623	7,140	11,763
16-24 years	378	94	472
25-34 years	597	206	803
35-44 years	766	290	1,056
45-54 years	828	556	1,384
55-64 years	983	1,199	2,182
65-74 years	626	2,641	3,267
75-84 years	353	1,744	2,097
85+ years	92	410	502
Race	4,623	7,140	11,763
White	2,290	5,194	7,484
Black	449	389	838
American Indian/Alaskan	20	28	48
Other	1,082	617	1,699
Unknown	782	912	1,694
Other race includes Asian, native Hawaiian/Pacific Islander, or other.			
Ethnicity	4,623	7,140	11,763
Hispanic	1,389	517	1,906
Non-Hispanic	1,952	3,634	5,586
Unknown	1,282	2,989	4,271
Gender	4,623	7,140	11,763
Female	1,544	3,901	5,445
Male	3,079	3,238	6,317
Unknown	0	1	1

COVID-19 doses administered for the past 2 weeks

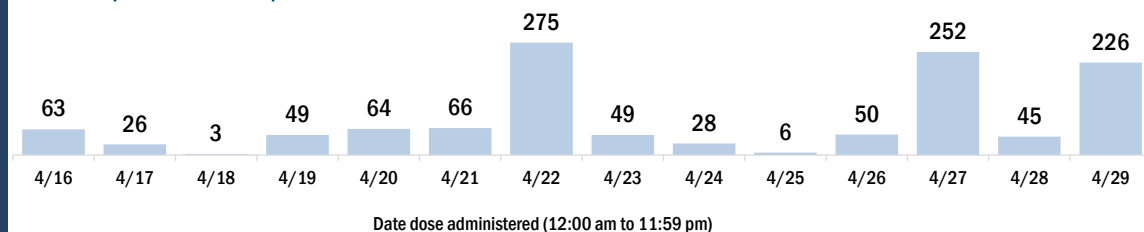


Persons vaccinated for COVID-19 for the past 2 weeks

Number of persons who received their first dose of a two-dose series of the COVID-19 vaccine



Number of persons who completed the COVID-19 vaccine series



COVID-19: Dixie County vaccine summary

Vaccination data through Apr 29, 2021 as of Apr 30, 2021 at 12:05 AM

Data in this report are provisional and subject to change.

Data in this summary pertain to COVID-19 vaccines approved by the U.S. Food and Drug Administration and have been issued an Emergency Use Authorization (Janssen COVID-19 Vaccine, Moderna COVID-19 Vaccine and Pfizer-BioNTech COVID-19 Vaccine). These data summarize the number of people who have received either their first dose or have completed the series for a COVID-19 vaccine. **A person can only be counted in one category, first dose or series complete.** For persons receiving Moderna or Pfizer vaccines, once they receive their second dose, they are moved from the first dose column to the series completed column. **Because of this, the total first dose category may show a change from report to report not matching the total receiving their first dose from the previous day.** Persons receiving Johnson & Johnson vaccines will always be counted in the series completed column.

COVID-19 doses for vaccinated persons in Florida

Doses administered 6,031

People receiving one dose of a 1-dose series (Johnson & Johnson) or receiving only one dose of a 2-dose series (Moderna, Pfizer) count once. Persons receiving both doses of a 2-dose series count twice.

Current status of persons vaccinated for COVID-19 in Florida

Total people vaccinated 3,825

First dose 1,271

Series completed 2,554

Completed 1-dose series 348

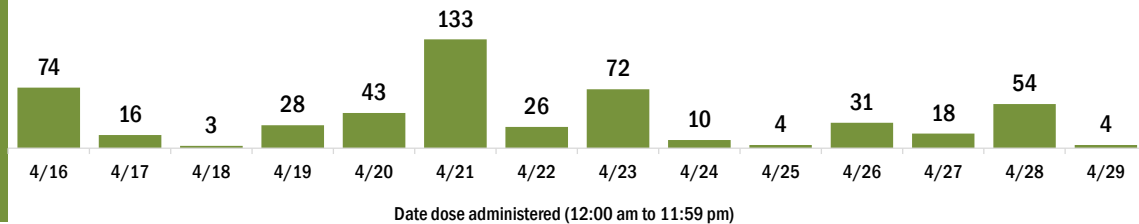
Completed 2-dose series 2,206

First dose: current number of people who have only received their first dose of the Moderna or Pfizer vaccine.

Series complete: current number of people who have received both Moderna or Pfizer vaccine doses or one Johnson & Johnson dose and are considered fully immunized.

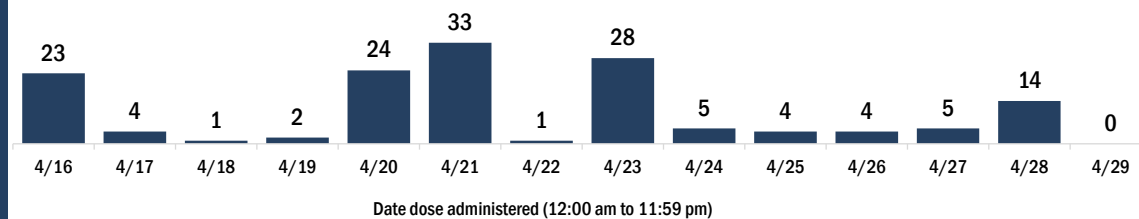
Demographic summary	First dose	Series complete	Total people vaccinated
Age group	1,271	2,554	3,825
16-24 years	40	22	62
25-34 years	95	35	130
35-44 years	217	79	296
45-54 years	268	152	420
55-64 years	340	536	876
65-74 years	190	1,016	1,206
75-84 years	97	568	665
85+ years	24	146	170
Race	1,271	2,554	3,825
White	921	2,233	3,154
Black	262	102	364
American Indian/Alaskan	11	13	24
Other	46	71	117
Unknown	31	135	166
Other race includes Asian, native Hawaiian/Pacific Islander, or other.			
Ethnicity	1,271	2,554	3,825
Hispanic	37	46	83
Non-Hispanic	1,030	1,944	2,974
Unknown	204	564	768
Gender	1,271	2,554	3,825
Female	341	1,360	1,701
Male	930	1,194	2,124
Unknown	0	0	0

COVID-19 doses administered for the past 2 weeks

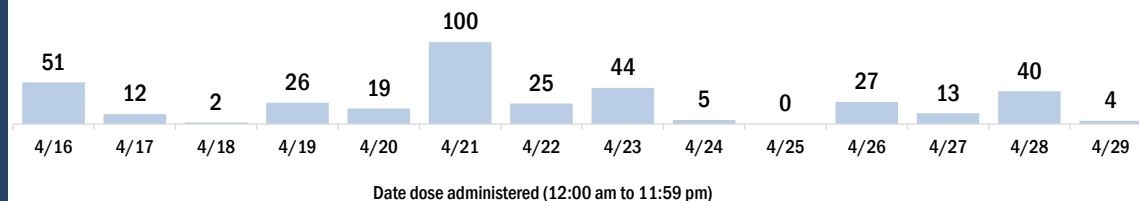


Persons vaccinated for COVID-19 for the past 2 weeks

Number of persons who received their first dose of a two-dose series of the COVID-19 vaccine



Number of persons who completed the COVID-19 vaccine series



COVID-19: Duval County vaccine summary

Vaccination data through Apr 29, 2021 as of Apr 30, 2021 at 12:05 AM

Data in this report are provisional and subject to change.

Data in this summary pertain to COVID-19 vaccines approved by the U.S. Food and Drug Administration and have been issued an Emergency Use Authorization (Janssen COVID-19 Vaccine, Moderna COVID-19 Vaccine and Pfizer-BioNTech COVID-19 Vaccine). These data summarize the number of people who have received either their first dose or have completed the series for a COVID-19 vaccine. **A person can only be counted in one category, first dose or series complete.** For persons receiving Moderna or Pfizer vaccines, once they receive their second dose, they are moved from the first dose column to the series completed column. **Because of this, the total first dose category may show a change from report to report not matching the total receiving their first dose from the previous day.** Persons receiving Johnson & Johnson vaccines will always be counted in the series completed column.

COVID-19 doses for vaccinated persons in Florida

Doses administered 547,149

People receiving one dose of a 1-dose series (Johnson & Johnson) or receiving only one dose of a 2-dose series (Moderna, Pfizer) count once. Persons receiving both doses of a 2-dose series count twice.

Current status of persons vaccinated for COVID-19 in Florida

Total people vaccinated 324,645

First dose 78,187

Series completed 246,458

Completed 1-dose series 23,954

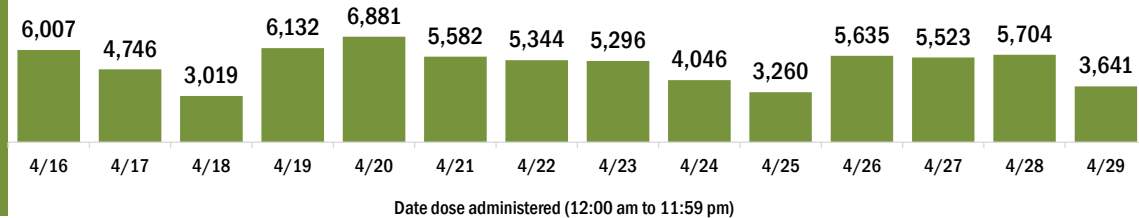
Completed 2-dose series 222,504

First dose: current number of people who have only received their first dose of the Moderna or Pfizer vaccine.

Series complete: current number of people who have received both Moderna or Pfizer vaccine doses or one Johnson & Johnson dose and are considered fully immunized.

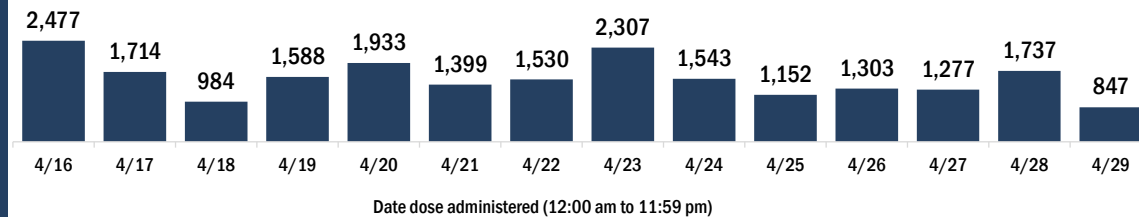
Demographic summary	First dose	Series complete	Total people vaccinated
Age group	78,187	246,458	324,645
16-24 years	9,763	9,263	19,026
25-34 years	13,233	21,074	34,307
35-44 years	12,755	27,084	39,839
45-54 years	11,850	37,541	49,391
55-64 years	12,726	56,356	69,082
65-74 years	11,016	59,241	70,257
75-84 years	4,743	26,745	31,488
85+ years	2,101	9,154	11,255
Race	78,187	246,458	324,645
White	39,050	143,575	182,625
Black	12,091	41,465	53,556
American Indian/Alaskan	252	593	845
Other	12,976	30,602	43,578
Unknown	13,818	30,223	44,041
Other race includes Asian, native Hawaiian/Pacific Islander, or other.			
Ethnicity	78,187	246,458	324,645
Hispanic	7,407	12,905	20,312
Non-Hispanic	48,181	178,637	226,818
Unknown	22,599	54,916	77,515
Gender	78,187	246,458	324,645
Female	40,467	140,912	181,379
Male	35,269	105,385	140,654
Unknown	2,451	161	2,612

COVID-19 doses administered for the past 2 weeks

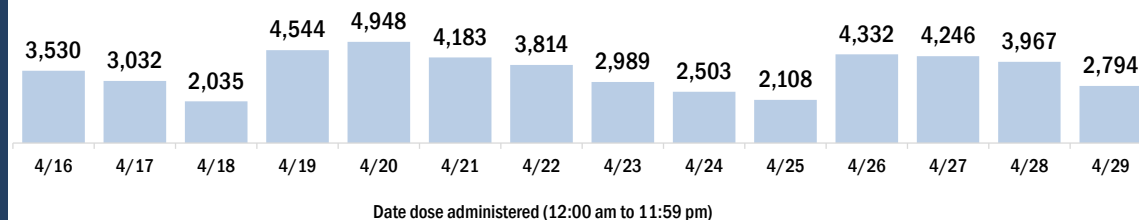


Persons vaccinated for COVID-19 for the past 2 weeks

Number of persons who received their first dose of a two-dose series of the COVID-19 vaccine



Number of persons who completed the COVID-19 vaccine series



COVID-19: Escambia County vaccine summary

Vaccination data through Apr 29, 2021 as of Apr 30, 2021 at 12:05 AM

Data in this report are provisional and subject to change.

Data in this summary pertain to COVID-19 vaccines approved by the U.S. Food and Drug Administration and have been issued an Emergency Use Authorization (Janssen COVID-19 Vaccine, Moderna COVID-19 Vaccine and Pfizer-BioNTech COVID-19 Vaccine). These data summarize the number of people who have received either their first dose or have completed the series for a COVID-19 vaccine. **A person can only be counted in one category, first dose or series complete.** For persons receiving Moderna or Pfizer vaccines, once they receive their second dose, they are moved from the first dose column to the series completed column. **Because of this, the total first dose category may show a change from report to report not matching the total receiving their first dose from the previous day.** Persons receiving Johnson & Johnson vaccines will always be counted in the series completed column.

COVID-19 doses for vaccinated persons in Florida

Doses administered 160,746

People receiving one dose of a 1-dose series (Johnson & Johnson) or receiving only one dose of a 2-dose series (Moderna, Pfizer) count once. Persons receiving both doses of a 2-dose series count twice.

Current status of persons vaccinated for COVID-19 in Florida

Total people vaccinated 97,034

First dose 26,301

Series completed 70,733

Completed 1-dose series 7,021

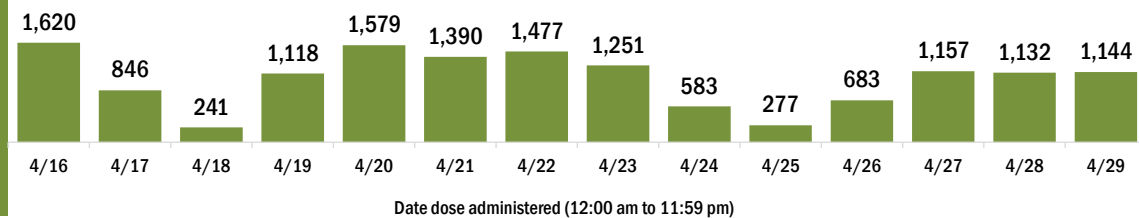
Completed 2-dose series 63,712

First dose: current number of people who have only received their first dose of the Moderna or Pfizer vaccine.

Series complete: current number of people who have received both Moderna or Pfizer vaccine doses or one Johnson & Johnson dose and are considered fully immunized.

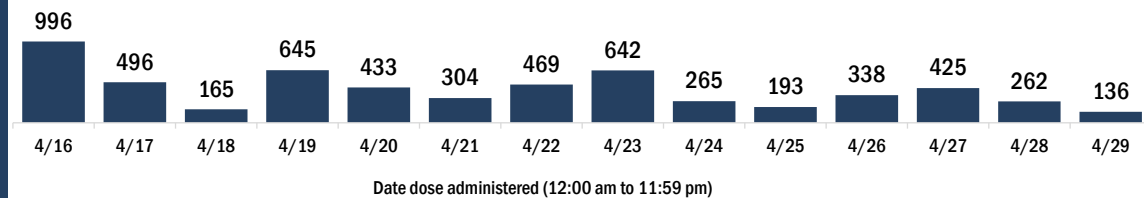
Demographic summary	First dose	Series complete	Total people vaccinated
Age group	26,301	70,733	97,034
16-24 years	3,253	1,783	5,036
25-34 years	4,240	3,933	8,173
35-44 years	3,866	5,212	9,078
45-54 years	3,741	8,516	12,257
55-64 years	4,485	16,362	20,847
65-74 years	3,832	20,248	24,080
75-84 years	2,064	10,795	12,859
85+ years	820	3,884	4,704
Race	26,301	70,733	97,034
White	13,968	43,308	57,276
Black	3,478	10,608	14,086
American Indian/Alaskan	145	527	672
Other	2,748	6,495	9,243
Unknown	5,962	9,795	15,757
Other race includes Asian, native Hawaiian/Pacific Islander, or other.			
Ethnicity	26,301	70,733	97,034
Hispanic	1,167	1,734	2,901
Non-Hispanic	15,795	49,955	65,750
Unknown	9,339	19,044	28,383
Gender	26,301	70,733	97,034
Female	14,265	41,512	55,777
Male	11,955	29,154	41,109
Unknown	81	67	148

COVID-19 doses administered for the past 2 weeks

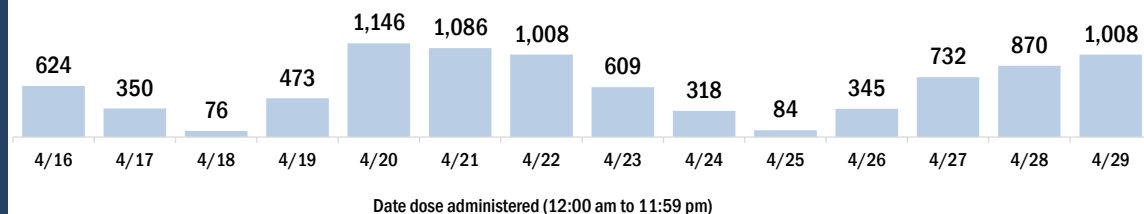


Persons vaccinated for COVID-19 for the past 2 weeks

Number of persons who received their first dose of a two-dose series of the COVID-19 vaccine



Number of persons who completed the COVID-19 vaccine series



COVID-19: Flagler County vaccine summary

Vaccination data through Apr 29, 2021 as of Apr 30, 2021 at 12:05 AM

Data in this report are provisional and subject to change.

Data in this summary pertain to COVID-19 vaccines approved by the U.S. Food and Drug Administration and have been issued an Emergency Use Authorization (Janssen COVID-19 Vaccine, Moderna COVID-19 Vaccine and Pfizer-BioNTech COVID-19 Vaccine). These data summarize the number of people who have received either their first dose or have completed the series for a COVID-19 vaccine. **A person can only be counted in one category, first dose or series complete.** For persons receiving Moderna or Pfizer vaccines, once they receive their second dose, they are moved from the first dose column to the series completed column. **Because of this, the total first dose category may show a change from report to report not matching the total receiving their first dose from the previous day.** Persons receiving Johnson & Johnson vaccines will always be counted in the series completed column.

COVID-19 doses for vaccinated persons in Florida

Doses administered 87,035

People receiving one dose of a 1-dose series (Johnson & Johnson) or receiving only one dose of a 2-dose series (Moderna, Pfizer) count once. Persons receiving both doses of a 2-dose series count twice.

Current status of persons vaccinated for COVID-19 in Florida

Total people vaccinated 51,480

First dose 13,738

Series completed 37,742

Completed 1-dose series 2,187

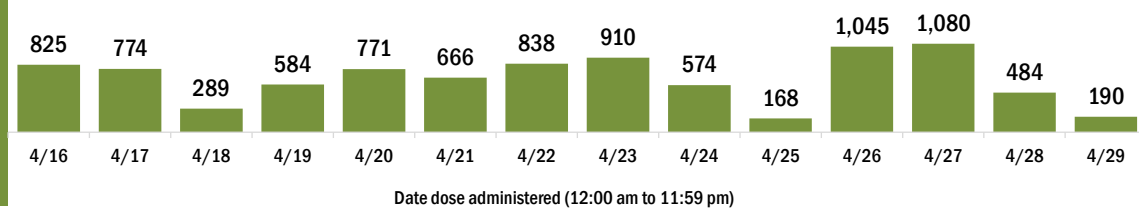
Completed 2-dose series 35,555

First dose: current number of people who have only received their first dose of the Moderna or Pfizer vaccine.

Series complete: current number of people who have received both Moderna or Pfizer vaccine doses or one Johnson & Johnson dose and are considered fully immunized.

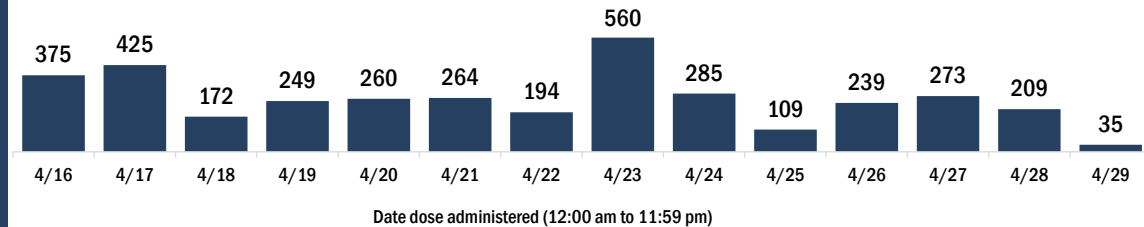
Demographic summary	First dose	Series complete	Total people vaccinated
Age group	13,738	37,742	51,480
16-24 years	1,308	459	1,767
25-34 years	1,177	840	2,017
35-44 years	1,677	1,529	3,206
45-54 years	2,387	2,933	5,320
55-64 years	3,123	7,124	10,247
65-74 years	2,222	14,309	16,531
75-84 years	1,359	8,286	9,645
85+ years	485	2,262	2,747
Race	13,738	37,742	51,480
White	8,596	25,547	34,143
Black	958	2,456	3,414
American Indian/Alaskan	103	216	319
Other	1,267	3,395	4,662
Unknown	2,814	6,128	8,942
Other race includes Asian, native Hawaiian/Pacific Islander, or other.			
Ethnicity	13,738	37,742	51,480
Hispanic	1,443	2,058	3,501
Non-Hispanic	7,956	22,952	30,908
Unknown	4,339	12,732	17,071
Gender	13,738	37,742	51,480
Female	7,232	21,249	28,481
Male	6,328	16,315	22,643
Unknown	178	178	356

COVID-19 doses administered for the past 2 weeks

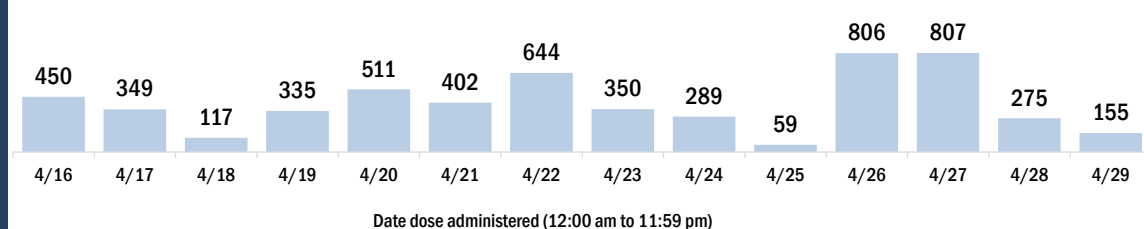


Persons vaccinated for COVID-19 for the past 2 weeks

Number of persons who received their first dose of a two-dose series of the COVID-19 vaccine



Number of persons who completed the COVID-19 vaccine series



COVID-19: Franklin County vaccine summary

Vaccination data through Apr 29, 2021 as of Apr 30, 2021 at 12:05 AM

Data in this report are provisional and subject to change.

Data in this summary pertain to COVID-19 vaccines approved by the U.S. Food and Drug Administration and have been issued an Emergency Use Authorization (Janssen COVID-19 Vaccine, Moderna COVID-19 Vaccine and Pfizer-BioNTech COVID-19 Vaccine). These data summarize the number of people who have received either their first dose or have completed the series for a COVID-19 vaccine. **A person can only be counted in one category, first dose or series complete.** For persons receiving Moderna or Pfizer vaccines, once they receive their second dose, they are moved from the first dose column to the series completed column. **Because of this, the total first dose category may show a change from report to report not matching the total receiving their first dose from the previous day.** Persons receiving Johnson & Johnson vaccines will always be counted in the series completed column.

COVID-19 doses for vaccinated persons in Florida

Doses administered 7,009

People receiving one dose of a 1-dose series (Johnson & Johnson) or receiving only one dose of a 2-dose series (Moderna, Pfizer) count once. Persons receiving both doses of a 2-dose series count twice.

Current status of persons vaccinated for COVID-19 in Florida

Total people vaccinated 3,983

First dose 867

Series completed 3,116

Completed 1-dose series 90

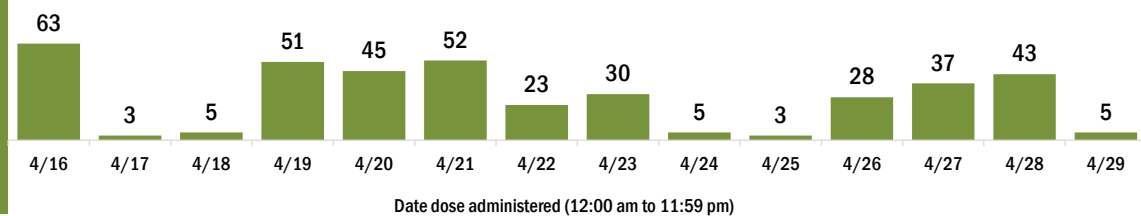
Completed 2-dose series 3,026

First dose: current number of people who have only received their first dose of the Moderna or Pfizer vaccine.

Series complete: current number of people who have received both Moderna or Pfizer vaccine doses or one Johnson & Johnson dose and are considered fully immunized.

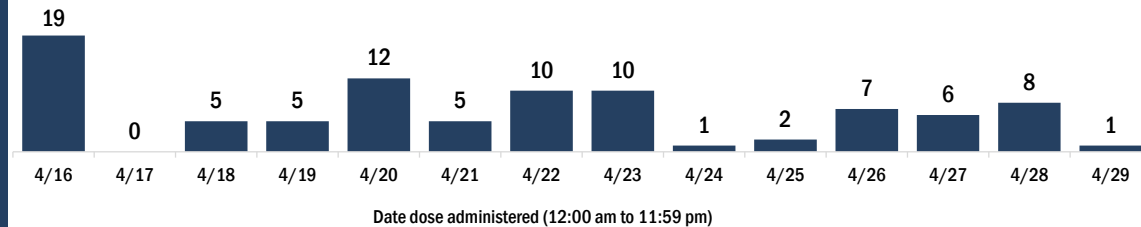
Demographic summary	First dose	Series complete	Total people vaccinated
Age group	867	3,116	3,983
16-24 years	43	17	60
25-34 years	119	48	167
35-44 years	153	95	248
45-54 years	159	243	402
55-64 years	201	682	883
65-74 years	132	1,304	1,436
75-84 years	49	607	656
85+ years	11	120	131
Race	867	3,116	3,983
White	627	2,788	3,415
Black	172	145	317
American Indian/Alaskan	1	8	9
Other	35	119	154
Unknown	32	56	88
Other race includes Asian, native Hawaiian/Pacific Islander, or other.			
Ethnicity	867	3,116	3,983
Hispanic	15	43	58
Non-Hispanic	460	2,680	3,140
Unknown	392	393	785
Gender	867	3,116	3,983
Female	296	1,646	1,942
Male	571	1,470	2,041
Unknown	0	0	0

COVID-19 doses administered for the past 2 weeks

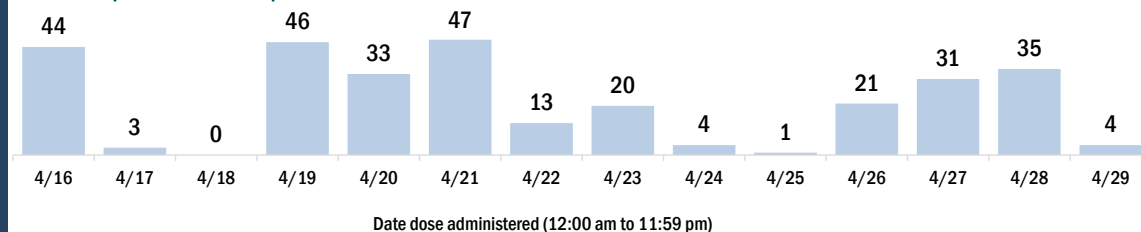


Persons vaccinated for COVID-19 for the past 2 weeks

Number of persons who received their first dose of a two-dose series of the COVID-19 vaccine



Number of persons who completed the COVID-19 vaccine series



COVID-19: Gadsden County vaccine summary

Vaccination data through Apr 29, 2021 as of Apr 30, 2021 at 12:05 AM

Data in this report are provisional and subject to change.

Data in this summary pertain to COVID-19 vaccines approved by the U.S. Food and Drug Administration and have been issued an Emergency Use Authorization (Janssen COVID-19 Vaccine, Moderna COVID-19 Vaccine and Pfizer-BioNTech COVID-19 Vaccine). These data summarize the number of people who have received either their first dose or have completed the series for a COVID-19 vaccine. **A person can only be counted in one category, first dose or series complete.** For persons receiving Moderna or Pfizer vaccines, once they receive their second dose, they are moved from the first dose column to the series completed column. **Because of this, the total first dose category may show a change from report to report not matching the total receiving their first dose from the previous day.** Persons receiving Johnson & Johnson vaccines will always be counted in the series completed column.

COVID-19 doses for vaccinated persons in Florida

Doses administered 27,358

People receiving one dose of a 1-dose series (Johnson & Johnson) or receiving only one dose of a 2-dose series (Moderna, Pfizer) count once. Persons receiving both doses of a 2-dose series count twice.

Current status of persons vaccinated for COVID-19 in Florida

Total people vaccinated 16,525

First dose 3,977

Series completed 12,548

Completed 1-dose series 1,715

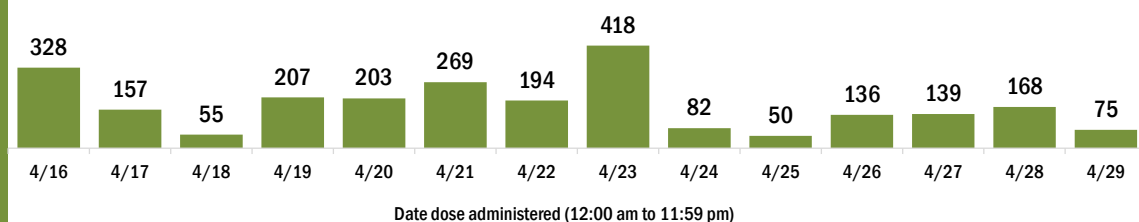
Completed 2-dose series 10,833

First dose: current number of people who have only received their first dose of the Moderna or Pfizer vaccine.

Series complete: current number of people who have received both Moderna or Pfizer vaccine doses or one Johnson & Johnson dose and are considered fully immunized.

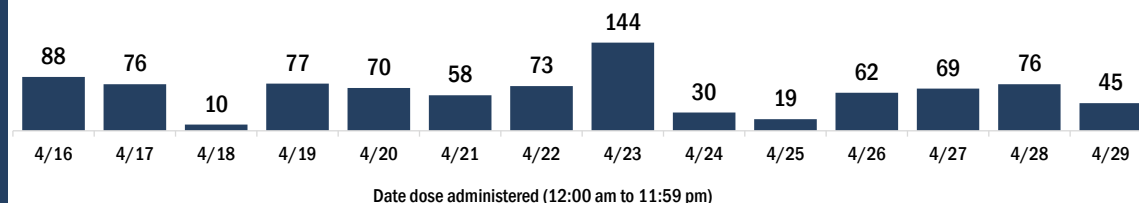
Demographic summary	First dose	Series complete	Total people vaccinated
Age group	3,977	12,548	16,525
16-24 years	323	213	536
25-34 years	426	659	1,085
35-44 years	761	1,084	1,845
45-54 years	856	1,702	2,558
55-64 years	851	2,923	3,774
65-74 years	458	3,665	4,123
75-84 years	221	1,732	1,953
85+ years	81	570	651
Race	3,977	12,548	16,525
White	1,110	4,694	5,804
Black	1,712	5,326	7,038
American Indian/Alaskan	5	28	33
Other	652	1,635	2,287
Unknown	498	865	1,363
Other race includes Asian, native Hawaiian/Pacific Islander, or other.			
Ethnicity	3,977	12,548	16,525
Hispanic	577	435	1,012
Non-Hispanic	2,404	9,435	11,839
Unknown	996	2,678	3,674
Gender	3,977	12,548	16,525
Female	2,020	7,821	9,841
Male	1,957	4,727	6,684
Unknown	0	0	0

COVID-19 doses administered for the past 2 weeks

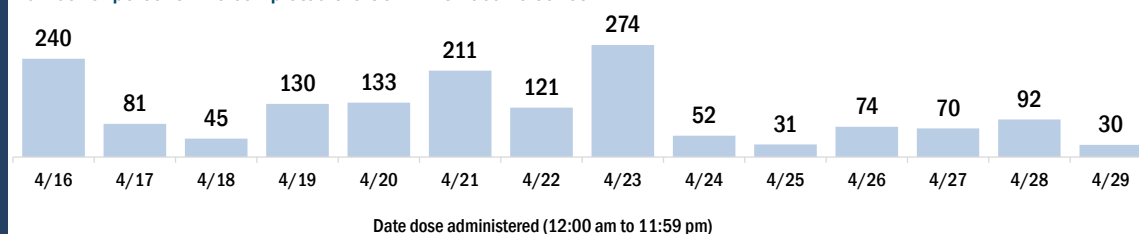


Persons vaccinated for COVID-19 for the past 2 weeks

Number of persons who received their first dose of a two-dose series of the COVID-19 vaccine



Number of persons who completed the COVID-19 vaccine series



COVID-19: Gilchrist County vaccine summary

Vaccination data through Apr 29, 2021 as of Apr 30, 2021 at 12:05 AM

Data in this report are provisional and subject to change.

Data in this summary pertain to COVID-19 vaccines approved by the U.S. Food and Drug Administration and have been issued an Emergency Use Authorization (Janssen COVID-19 Vaccine, Moderna COVID-19 Vaccine and Pfizer-BioNTech COVID-19 Vaccine). These data summarize the number of people who have received either their first dose or have completed the series for a COVID-19 vaccine. **A person can only be counted in one category, first dose or series complete.** For persons receiving Moderna or Pfizer vaccines, once they receive their second dose, they are moved from the first dose column to the series completed column. **Because of this, the total first dose category may show a change from report to report not matching the total receiving their first dose from the previous day.** Persons receiving Johnson & Johnson vaccines will always be counted in the series completed column.

COVID-19 doses for vaccinated persons in Florida

Doses administered 6,433

People receiving one dose of a 1-dose series (Johnson & Johnson) or receiving only one dose of a 2-dose series (Moderna, Pfizer) count once. Persons receiving both doses of a 2-dose series count twice.

Current status of persons vaccinated for COVID-19 in Florida

Total people vaccinated 3,835

First dose 822

Series completed 3,013

Completed 1-dose series 415

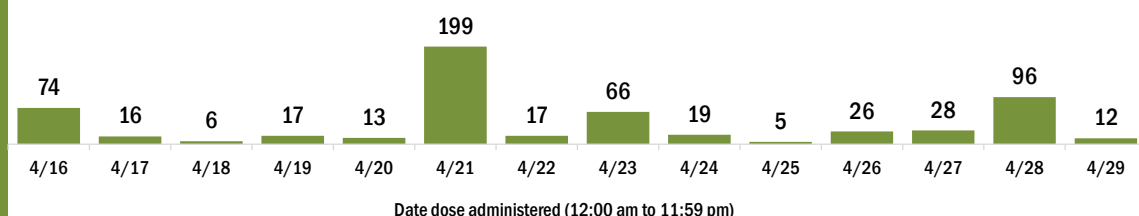
Completed 2-dose series 2,598

First dose: current number of people who have only received their first dose of the Moderna or Pfizer vaccine.

Series complete: current number of people who have received both Moderna or Pfizer vaccine doses or one Johnson & Johnson dose and are considered fully immunized.

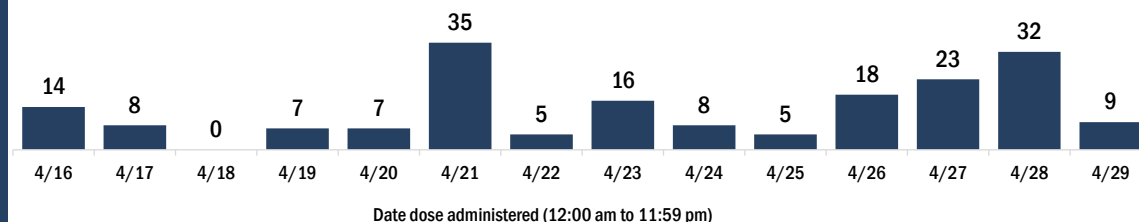
Demographic summary	First dose	Series complete	Total people vaccinated
Age group	822	3,013	3,835
16-24 years	48	58	106
25-34 years	74	89	163
35-44 years	125	139	264
45-54 years	144	286	430
55-64 years	203	628	831
65-74 years	153	996	1,149
75-84 years	54	617	671
85+ years	21	200	221
Race	822	3,013	3,835
White	596	2,201	2,797
Black	45	50	95
American Indian/Alaskan	4	10	14
Other	65	220	285
Unknown	112	532	644
Other race includes Asian, native Hawaiian/Pacific Islander, or other.			
Ethnicity	822	3,013	3,835
Hispanic	60	68	128
Non-Hispanic	430	1,420	1,850
Unknown	332	1,525	1,857
Gender	822	3,013	3,835
Female	404	1,762	2,166
Male	417	1,251	1,668
Unknown	1	0	1

COVID-19 doses administered for the past 2 weeks

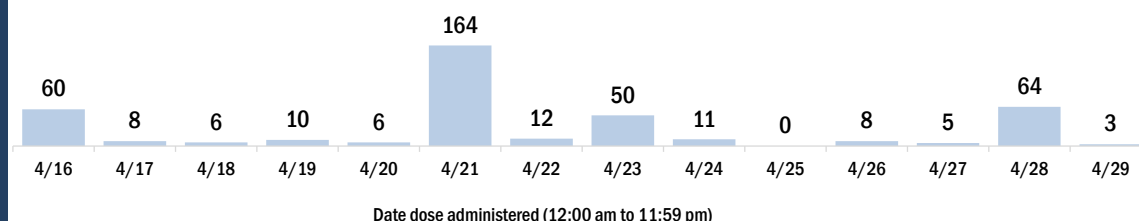


Persons vaccinated for COVID-19 for the past 2 weeks

Number of persons who received their first dose of a two-dose series of the COVID-19 vaccine



Number of persons who completed the COVID-19 vaccine series



COVID-19: Glades County vaccine summary

Vaccination data through Apr 29, 2021 as of Apr 30, 2021 at 12:05 AM

Data in this report are provisional and subject to change.

Data in this summary pertain to COVID-19 vaccines approved by the U.S. Food and Drug Administration and have been issued an Emergency Use Authorization (Janssen COVID-19 Vaccine, Moderna COVID-19 Vaccine and Pfizer-BioNTech COVID-19 Vaccine). These data summarize the number of people who have received either their first dose or have completed the series for a COVID-19 vaccine. **A person can only be counted in one category, first dose or series complete.** For persons receiving Moderna or Pfizer vaccines, once they receive their second dose, they are moved from the first dose column to the series completed column. **Because of this, the total first dose category may show a change from report to report not matching the total receiving their first dose from the previous day.** Persons receiving Johnson & Johnson vaccines will always be counted in the series completed column.

COVID-19 doses for vaccinated persons in Florida

Doses administered 4,916

People receiving one dose of a 1-dose series (Johnson & Johnson) or receiving only one dose of a 2-dose series (Moderna, Pfizer) count once. Persons receiving both doses of a 2-dose series count twice.

Current status of persons vaccinated for COVID-19 in Florida

Total people vaccinated 2,972

First dose 799

Series completed 2,173

Completed 1-dose series 229

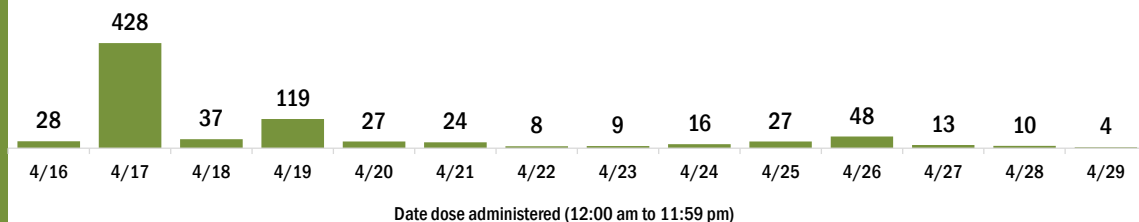
Completed 2-dose series 1,944

First dose: current number of people who have only received their first dose of the Moderna or Pfizer vaccine.

Series complete: current number of people who have received both Moderna or Pfizer vaccine doses or one Johnson & Johnson dose and are considered fully immunized.

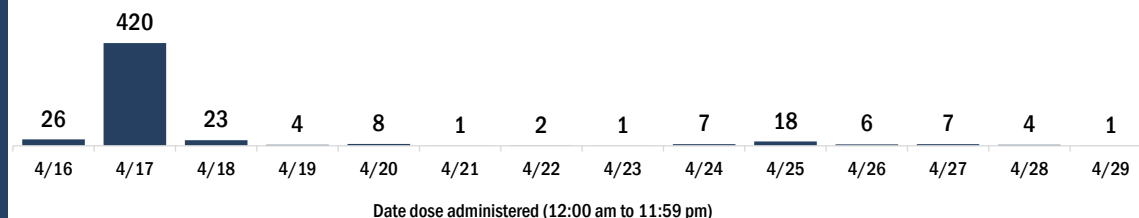
Demographic summary	First dose	Series complete	Total people vaccinated
Age group	799	2,173	2,972
16-24 years	119	13	132
25-34 years	236	51	287
35-44 years	135	75	210
45-54 years	97	150	247
55-64 years	94	373	467
65-74 years	60	825	885
75-84 years	47	577	624
85+ years	11	109	120
Race	799	2,173	2,972
White	681	1,600	2,281
Black	33	112	145
American Indian/Alaskan	1	18	19
Other	26	115	141
Unknown	58	328	386
Other race includes Asian, native Hawaiian/Pacific Islander, or other.			
Ethnicity	799	2,173	2,972
Hispanic	479	113	592
Non-Hispanic	175	1,018	1,193
Unknown	145	1,042	1,187
Gender	799	2,173	2,972
Female	177	1,018	1,195
Male	622	1,155	1,777
Unknown	0	0	0

COVID-19 doses administered for the past 2 weeks

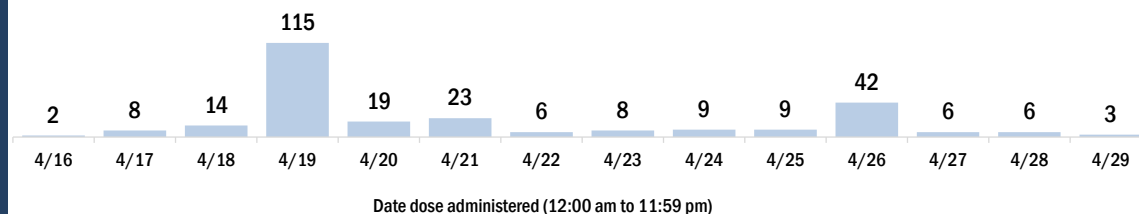


Persons vaccinated for COVID-19 for the past 2 weeks

Number of persons who received their first dose of a two-dose series of the COVID-19 vaccine



Number of persons who completed the COVID-19 vaccine series



COVID-19: Gulf County vaccine summary

Vaccination data through Apr 29, 2021 as of Apr 30, 2021 at 12:05 AM

Data in this report are provisional and subject to change.

Data in this summary pertain to COVID-19 vaccines approved by the U.S. Food and Drug Administration and have been issued an Emergency Use Authorization (Janssen COVID-19 Vaccine, Moderna COVID-19 Vaccine and Pfizer-BioNTech COVID-19 Vaccine). These data summarize the number of people who have received either their first dose or have completed the series for a COVID-19 vaccine. **A person can only be counted in one category, first dose or series complete.** For persons receiving Moderna or Pfizer vaccines, once they receive their second dose, they are moved from the first dose column to the series completed column. **Because of this, the total first dose category may show a change from report to report not matching the total receiving their first dose from the previous day.** Persons receiving Johnson & Johnson vaccines will always be counted in the series completed column.

COVID-19 doses for vaccinated persons in Florida

Doses administered 7,853

People receiving one dose of a 1-dose series (Johnson & Johnson) or receiving only one dose of a 2-dose series (Moderna, Pfizer) count once. Persons receiving both doses of a 2-dose series count twice.

Current status of persons vaccinated for COVID-19 in Florida

Total people vaccinated 4,645

First dose 1,194

Series completed 3,451

Completed 1-dose series 243

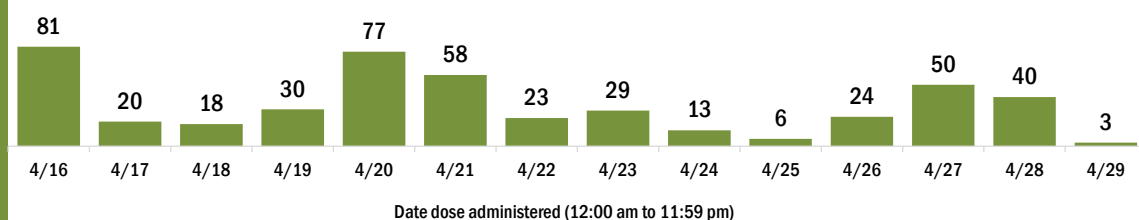
Completed 2-dose series 3,208

First dose: current number of people who have only received their first dose of the Moderna or Pfizer vaccine.

Series complete: current number of people who have received both Moderna or Pfizer vaccine doses or one Johnson & Johnson dose and are considered fully immunized.

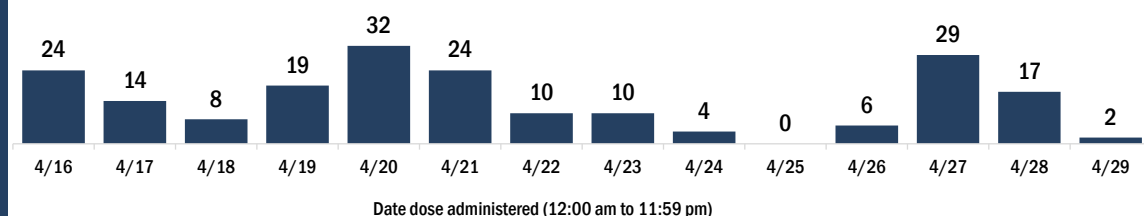
Demographic summary	First dose	Series complete	Total people vaccinated
Age group	1,194	3,451	4,645
16-24 years	71	40	111
25-34 years	161	74	235
35-44 years	188	127	315
45-54 years	255	267	522
55-64 years	287	602	889
65-74 years	136	1,462	1,598
75-84 years	86	689	775
85+ years	10	190	200
Race	1,194	3,451	4,645
White	823	3,039	3,862
Black	275	250	525
American Indian/Alaskan	3	10	13
Other	70	89	159
Unknown	23	63	86
Other race includes Asian, native Hawaiian/Pacific Islander, or other.			
Ethnicity	1,194	3,451	4,645
Hispanic	16	36	52
Non-Hispanic	551	3,106	3,657
Unknown	627	309	936
Gender	1,194	3,451	4,645
Female	430	1,814	2,244
Male	764	1,637	2,401
Unknown	0	0	0

COVID-19 doses administered for the past 2 weeks

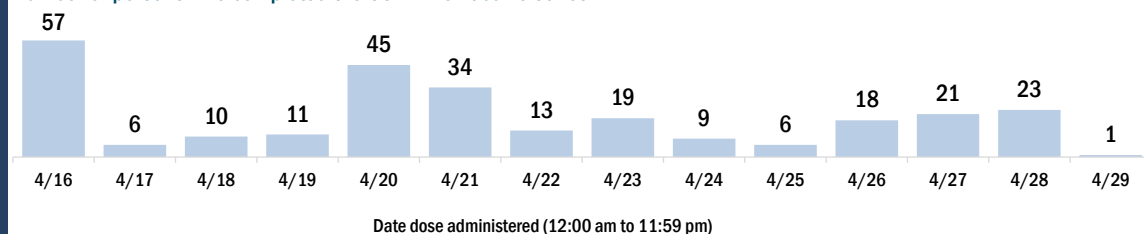


Persons vaccinated for COVID-19 for the past 2 weeks

Number of persons who received their first dose of a two-dose series of the COVID-19 vaccine



Number of persons who completed the COVID-19 vaccine series



COVID-19: Hamilton County vaccine summary

Vaccination data through Apr 29, 2021 as of Apr 30, 2021 at 12:05 AM

Data in this report are provisional and subject to change.

Data in this summary pertain to COVID-19 vaccines approved by the U.S. Food and Drug Administration and have been issued an Emergency Use Authorization (Janssen COVID-19 Vaccine, Moderna COVID-19 Vaccine and Pfizer-BioNTech COVID-19 Vaccine). These data summarize the number of people who have received either their first dose or have completed the series for a COVID-19 vaccine. **A person can only be counted in one category, first dose or series complete.** For persons receiving Moderna or Pfizer vaccines, once they receive their second dose, they are moved from the first dose column to the series completed column. **Because of this, the total first dose category may show a change from report to report not matching the total receiving their first dose from the previous day.** Persons receiving Johnson & Johnson vaccines will always be counted in the series completed column.

COVID-19 doses for vaccinated persons in Florida

Doses administered 5,316

People receiving one dose of a 1-dose series (Johnson & Johnson) or receiving only one dose of a 2-dose series (Moderna, Pfizer) count once. Persons receiving both doses of a 2-dose series count twice.

Current status of persons vaccinated for COVID-19 in Florida

Total people vaccinated 3,234

First dose 927

Series completed 2,307

Completed 1-dose series 225

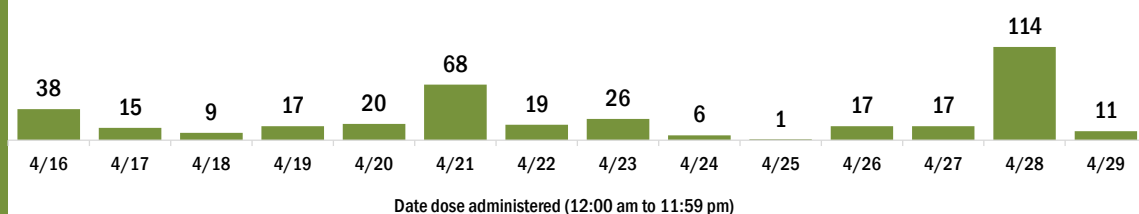
Completed 2-dose series 2,082

First dose: current number of people who have only received their first dose of the Moderna or Pfizer vaccine.

Series complete: current number of people who have received both Moderna or Pfizer vaccine doses or one Johnson & Johnson dose and are considered fully immunized.

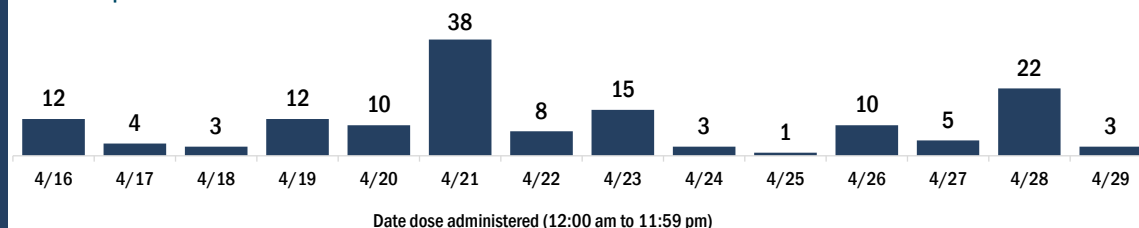
Demographic summary	First dose	Series complete	Total people vaccinated
Age group	927	2,307	3,234
16-24 years	48	27	75
25-34 years	141	50	191
35-44 years	173	94	267
45-54 years	182	201	383
55-64 years	216	489	705
65-74 years	102	900	1,002
75-84 years	36	441	477
85+ years	29	105	134
Race	927	2,307	3,234
White	469	1,401	1,870
Black	333	541	874
American Indian/Alaskan	7	2	9
Other	90	136	226
Unknown	28	227	255
Other race includes Asian, native Hawaiian/Pacific Islander, or other.			
Ethnicity	927	2,307	3,234
Hispanic	65	58	123
Non-Hispanic	715	1,374	2,089
Unknown	147	875	1,022
Gender	927	2,307	3,234
Female	281	1,296	1,577
Male	646	1,011	1,657
Unknown	0	0	0

COVID-19 doses administered for the past 2 weeks

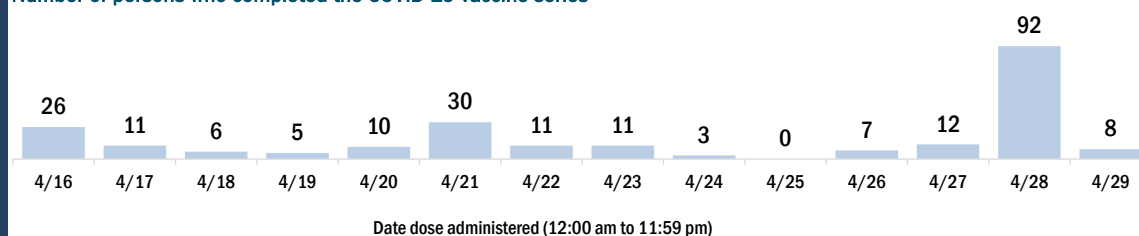


Persons vaccinated for COVID-19 for the past 2 weeks

Number of persons who received their first dose of a two-dose series of the COVID-19 vaccine



Number of persons who completed the COVID-19 vaccine series



COVID-19: Hardee County vaccine summary

Vaccination data through Apr 29, 2021 as of Apr 30, 2021 at 12:05 AM

Data in this report are provisional and subject to change.

Data in this summary pertain to COVID-19 vaccines approved by the U.S. Food and Drug Administration and have been issued an Emergency Use Authorization (Janssen COVID-19 Vaccine, Moderna COVID-19 Vaccine and Pfizer-BioNTech COVID-19 Vaccine). These data summarize the number of people who have received either their first dose or have completed the series for a COVID-19 vaccine. **A person can only be counted in one category, first dose or series complete.** For persons receiving Moderna or Pfizer vaccines, once they receive their second dose, they are moved from the first dose column to the series completed column. **Because of this, the total first dose category may show a change from report to report not matching the total receiving their first dose from the previous day.** Persons receiving Johnson & Johnson vaccines will always be counted in the series completed column.

COVID-19 doses for vaccinated persons in Florida

Doses administered 9,597

People receiving one dose of a 1-dose series (Johnson & Johnson) or receiving only one dose of a 2-dose series (Moderna, Pfizer) count once. Persons receiving both doses of a 2-dose series count twice.

Current status of persons vaccinated for COVID-19 in Florida

Total people vaccinated 5,751

First dose 1,765

Series completed 3,986

Completed 1-dose series 140

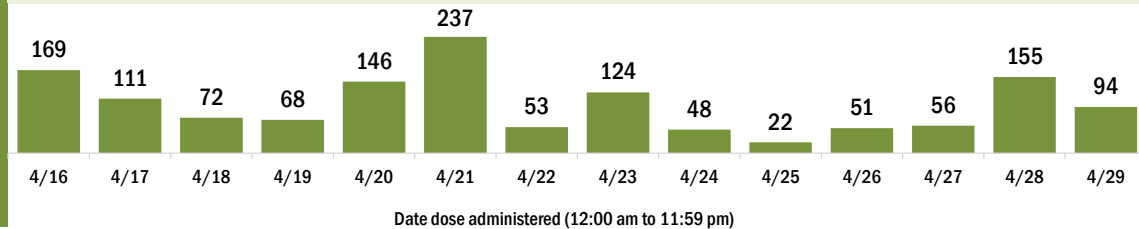
Completed 2-dose series 3,846

First dose: current number of people who have only received their first dose of the Moderna or Pfizer vaccine.

Series complete: current number of people who have received both Moderna or Pfizer vaccine doses or one Johnson & Johnson dose and are considered fully immunized.

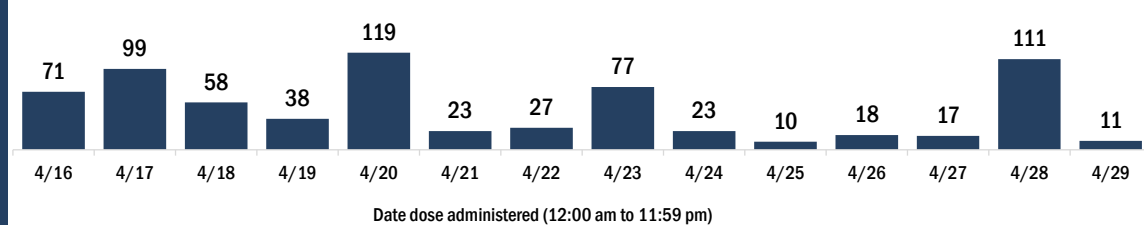
Demographic summary	First dose	Series complete	Total people vaccinated
Age group	1,765	3,986	5,751
16-24 years	165	74	239
25-34 years	232	148	380
35-44 years	275	160	435
45-54 years	371	320	691
55-64 years	394	665	1,059
65-74 years	199	1,403	1,602
75-84 years	104	950	1,054
85+ years	25	266	291
Race	1,765	3,986	5,751
White	1,325	3,327	4,652
Black	86	160	246
American Indian/Alaskan	2	26	28
Other	261	386	647
Unknown	91	87	178
Other race includes Asian, native Hawaiian/Pacific Islander, or other.			
Ethnicity	1,765	3,986	5,751
Hispanic	802	608	1,410
Non-Hispanic	699	3,018	3,717
Unknown	264	360	624
Gender	1,765	3,986	5,751
Female	846	2,162	3,008
Male	916	1,823	2,739
Unknown	3	1	4

COVID-19 doses administered for the past 2 weeks

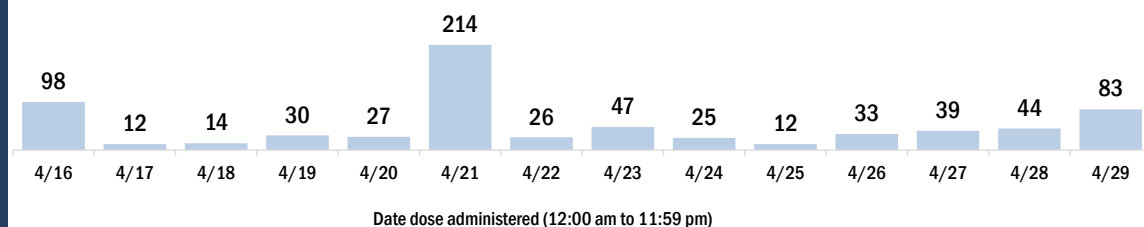


Persons vaccinated for COVID-19 for the past 2 weeks

Number of persons who received their first dose of a two-dose series of the COVID-19 vaccine



Number of persons who completed the COVID-19 vaccine series



COVID-19: Hendry County vaccine summary

Vaccination data through Apr 29, 2021 as of Apr 30, 2021 at 12:05 AM

Data in this report are provisional and subject to change.

Data in this summary pertain to COVID-19 vaccines approved by the U.S. Food and Drug Administration and have been issued an Emergency Use Authorization (Janssen COVID-19 Vaccine, Moderna COVID-19 Vaccine and Pfizer-BioNTech COVID-19 Vaccine). These data summarize the number of people who have received either their first dose or have completed the series for a COVID-19 vaccine. **A person can only be counted in one category, first dose or series complete.** For persons receiving Moderna or Pfizer vaccines, once they receive their second dose, they are moved from the first dose column to the series completed column. **Because of this, the total first dose category may show a change from report to report not matching the total receiving their first dose from the previous day.** Persons receiving Johnson & Johnson vaccines will always be counted in the series completed column.

COVID-19 doses for vaccinated persons in Florida

Doses administered 18,035

People receiving one dose of a 1-dose series (Johnson & Johnson) or receiving only one dose of a 2-dose series (Moderna, Pfizer) count once. Persons receiving both doses of a 2-dose series count twice.

Current status of persons vaccinated for COVID-19 in Florida

Total people vaccinated 11,464

First dose 3,748

Series completed 7,716

Completed 1-dose series 1,145

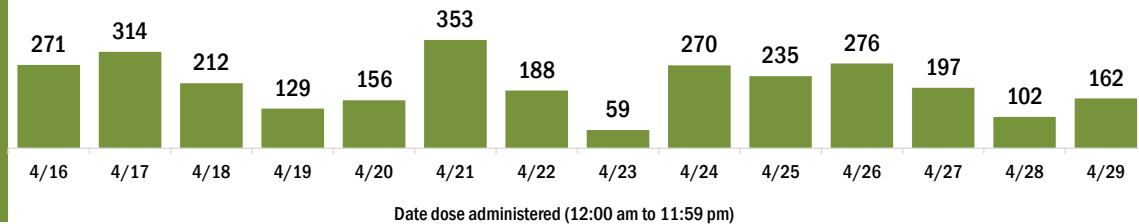
Completed 2-dose series 6,571

First dose: current number of people who have only received their first dose of the Moderna or Pfizer vaccine.

Series complete: current number of people who have received both Moderna or Pfizer vaccine doses or one Johnson & Johnson dose and are considered fully immunized.

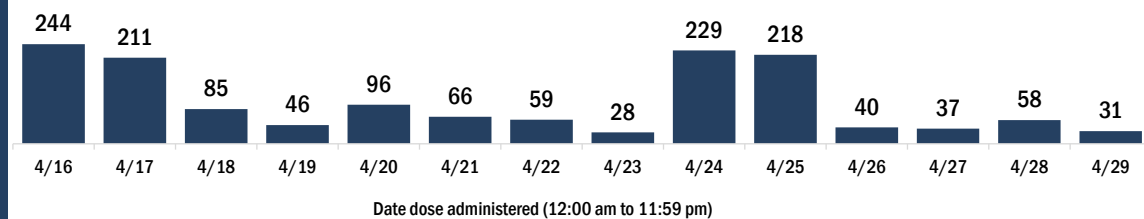
Demographic summary	First dose	Series complete	Total people vaccinated
Age group	3,748	7,716	11,464
16-24 years	503	266	769
25-34 years	665	481	1,146
35-44 years	692	542	1,234
45-54 years	696	1,030	1,726
55-64 years	684	1,697	2,381
65-74 years	301	2,236	2,537
75-84 years	147	1,146	1,293
85+ years	60	318	378
Race	3,748	7,716	11,464
White	2,787	5,227	8,014
Black	202	519	721
American Indian/Alaskan	4	23	27
Other	446	1,207	1,653
Unknown	309	740	1,049
Other race includes Asian, native Hawaiian/Pacific Islander, or other.			
Ethnicity	3,748	7,716	11,464
Hispanic	2,064	2,324	4,388
Non-Hispanic	846	3,133	3,979
Unknown	838	2,259	3,097
Gender	3,748	7,716	11,464
Female	1,459	3,902	5,361
Male	2,287	3,812	6,099
Unknown	2	2	4

COVID-19 doses administered for the past 2 weeks

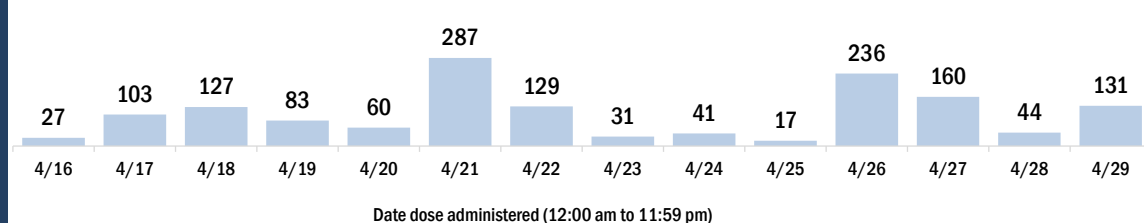


Persons vaccinated for COVID-19 for the past 2 weeks

Number of persons who received their first dose of a two-dose series of the COVID-19 vaccine



Number of persons who completed the COVID-19 vaccine series



COVID-19: Hernando County vaccine summary

Vaccination data through Apr 29, 2021 as of Apr 30, 2021 at 12:05 AM

Data in this report are provisional and subject to change.

Data in this summary pertain to COVID-19 vaccines approved by the U.S. Food and Drug Administration and have been issued an Emergency Use Authorization (Janssen COVID-19 Vaccine, Moderna COVID-19 Vaccine and Pfizer-BioNTech COVID-19 Vaccine). These data summarize the number of people who have received either their first dose or have completed the series for a COVID-19 vaccine. **A person can only be counted in one category, first dose or series complete.** For persons receiving Moderna or Pfizer vaccines, once they receive their second dose, they are moved from the first dose column to the series completed column. **Because of this, the total first dose category may show a change from report to report not matching the total receiving their first dose from the previous day.** Persons receiving Johnson & Johnson vaccines will always be counted in the series completed column.

COVID-19 doses for vaccinated persons in Florida

Doses administered 112,036

People receiving one dose of a 1-dose series (Johnson & Johnson) or receiving only one dose of a 2-dose series (Moderna, Pfizer) count once. Persons receiving both doses of a 2-dose series count twice.

Current status of persons vaccinated for COVID-19 in Florida

Total people vaccinated 67,252

First dose 17,667

Series completed 49,585

Completed 1-dose series 4,801

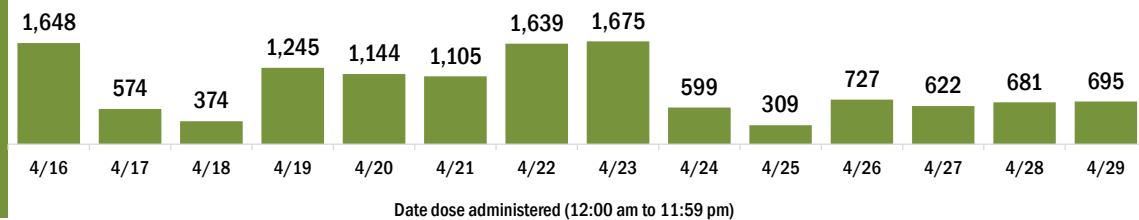
Completed 2-dose series 44,784

First dose: current number of people who have only received their first dose of the Moderna or Pfizer vaccine.

Series complete: current number of people who have received both Moderna or Pfizer vaccine doses or one Johnson & Johnson dose and are considered fully immunized.

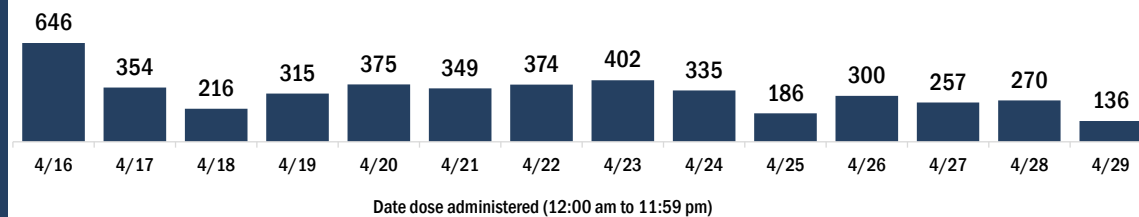
Demographic summary	First dose	Series complete	Total people vaccinated
Age group	17,667	49,585	67,252
16-24 years	1,584	693	2,277
25-34 years	1,768	1,261	3,029
35-44 years	2,185	2,138	4,323
45-54 years	2,802	4,492	7,294
55-64 years	3,629	9,527	13,156
65-74 years	2,998	16,998	19,996
75-84 years	1,930	11,034	12,964
85+ years	771	3,442	4,213
Race	17,667	49,585	67,252
White	12,207	35,887	48,094
Black	582	1,266	1,848
American Indian/Alaskan	84	154	238
Other	1,429	3,425	4,854
Unknown	3,365	8,853	12,218
Other race includes Asian, native Hawaiian/Pacific Islander, or other.			
Ethnicity	17,667	49,585	67,252
Hispanic	1,586	2,407	3,993
Non-Hispanic	8,879	28,003	36,882
Unknown	7,202	19,175	26,377
Gender	17,667	49,585	67,252
Female	9,754	28,672	38,426
Male	7,898	20,879	28,777
Unknown	15	34	49

COVID-19 doses administered for the past 2 weeks

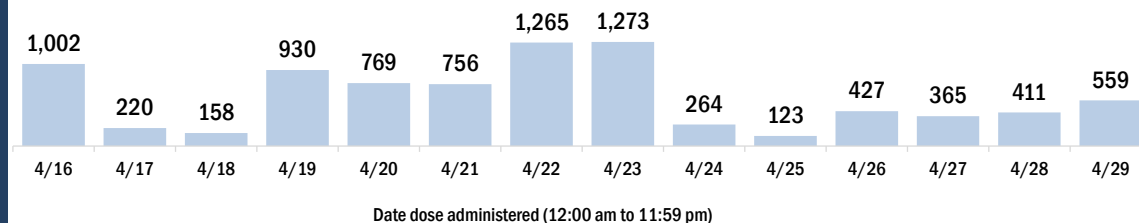


Persons vaccinated for COVID-19 for the past 2 weeks

Number of persons who received their first dose of a two-dose series of the COVID-19 vaccine



Number of persons who completed the COVID-19 vaccine series



COVID-19: Highlands County vaccine summary

Vaccination data through Apr 29, 2021 as of Apr 30, 2021 at 12:05 AM

Data in this report are provisional and subject to change.

Data in this summary pertain to COVID-19 vaccines approved by the U.S. Food and Drug Administration and have been issued an Emergency Use Authorization (Janssen COVID-19 Vaccine, Moderna COVID-19 Vaccine and Pfizer-BioNTech COVID-19 Vaccine). These data summarize the number of people who have received either their first dose or have completed the series for a COVID-19 vaccine. **A person can only be counted in one category, first dose or series complete.** For persons receiving Moderna or Pfizer vaccines, once they receive their second dose, they are moved from the first dose column to the series completed column. **Because of this, the total first dose category may show a change from report to report not matching the total receiving their first dose from the previous day.** Persons receiving Johnson & Johnson vaccines will always be counted in the series completed column.

COVID-19 doses for vaccinated persons in Florida

Doses administered 68,149

People receiving one dose of a 1-dose series (Johnson & Johnson) or receiving only one dose of a 2-dose series (Moderna, Pfizer) count once. Persons receiving both doses of a 2-dose series count twice.

Current status of persons vaccinated for COVID-19 in Florida

Total people vaccinated 41,231

First dose 13,729

Series completed 27,502

Completed 1-dose series 584

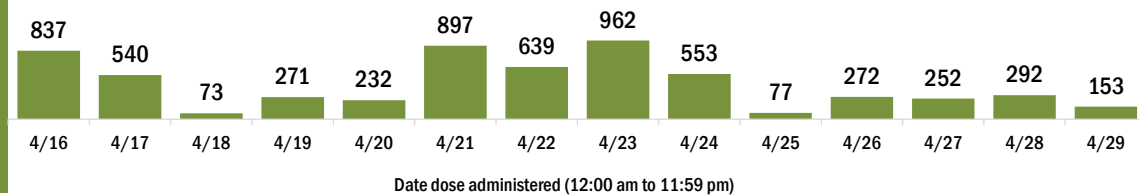
Completed 2-dose series 26,918

First dose: current number of people who have only received their first dose of the Moderna or Pfizer vaccine.

Series complete: current number of people who have received both Moderna or Pfizer vaccine doses or one Johnson & Johnson dose and are considered fully immunized.

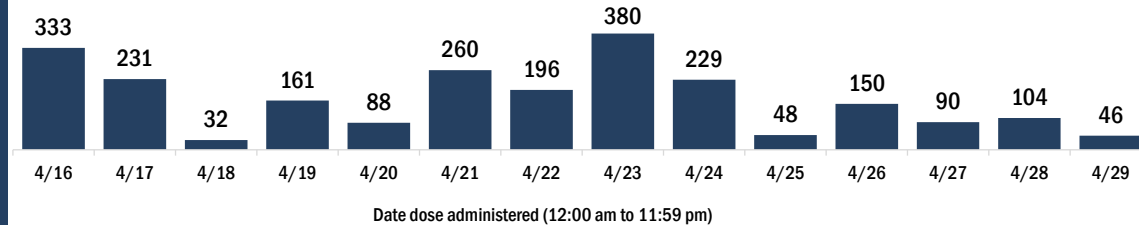
Demographic summary	First dose	Series complete	Total people vaccinated
Age group	13,729	27,502	41,231
16-24 years	624	176	800
25-34 years	686	420	1,106
35-44 years	941	683	1,624
45-54 years	1,400	1,447	2,847
55-64 years	2,588	4,201	6,789
65-74 years	3,713	10,287	14,000
75-84 years	2,858	8,066	10,924
85+ years	919	2,222	3,141
Race	13,729	27,502	41,231
White	10,642	22,690	33,332
Black	701	923	1,624
American Indian/Alaskan	154	189	343
Other	942	1,668	2,610
Unknown	1,290	2,032	3,322
Other race includes Asian, native Hawaiian/Pacific Islander, or other.			
Ethnicity	13,729	27,502	41,231
Hispanic	1,831	1,592	3,423
Non-Hispanic	8,578	20,718	29,296
Unknown	3,320	5,192	8,512
Gender	13,729	27,502	41,231
Female	7,233	15,118	22,351
Male	6,465	12,370	18,835
Unknown	31	14	45

COVID-19 doses administered for the past 2 weeks

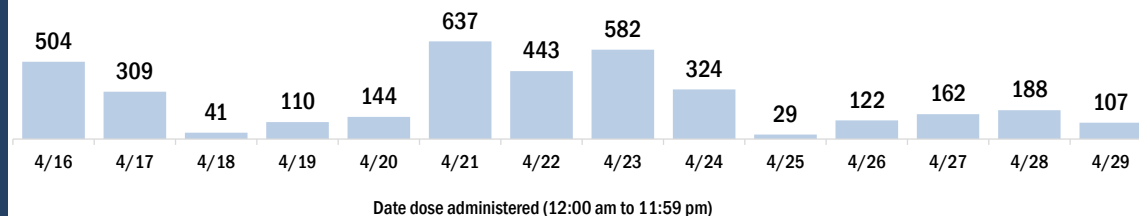


Persons vaccinated for COVID-19 for the past 2 weeks

Number of persons who received their first dose of a two-dose series of the COVID-19 vaccine



Number of persons who completed the COVID-19 vaccine series



COVID-19: Hillsborough County vaccine summary

Vaccination data through Apr 29, 2021 as of Apr 30, 2021 at 12:05 AM

Data in this report are provisional and subject to change.

Data in this summary pertain to COVID-19 vaccines approved by the U.S. Food and Drug Administration and have been issued an Emergency Use Authorization (Janssen COVID-19 Vaccine, Moderna COVID-19 Vaccine and Pfizer-BioNTech COVID-19 Vaccine). These data summarize the number of people who have received either their first dose or have completed the series for a COVID-19 vaccine. **A person can only be counted in one category, first dose or series complete.** For persons receiving Moderna or Pfizer vaccines, once they receive their second dose, they are moved from the first dose column to the series completed column. **Because of this, the total first dose category may show a change from report to report not matching the total receiving their first dose from the previous day.** Persons receiving Johnson & Johnson vaccines will always be counted in the series completed column.

COVID-19 doses for vaccinated persons in Florida

Doses administered 859,819

People receiving one dose of a 1-dose series (Johnson & Johnson) or receiving only one dose of a 2-dose series (Moderna, Pfizer) count once. Persons receiving both doses of a 2-dose series count twice.

Current status of persons vaccinated for COVID-19 in Florida

Total people vaccinated 543,587

First dose 177,755

Series completed 365,832

Completed 1-dose series 49,600

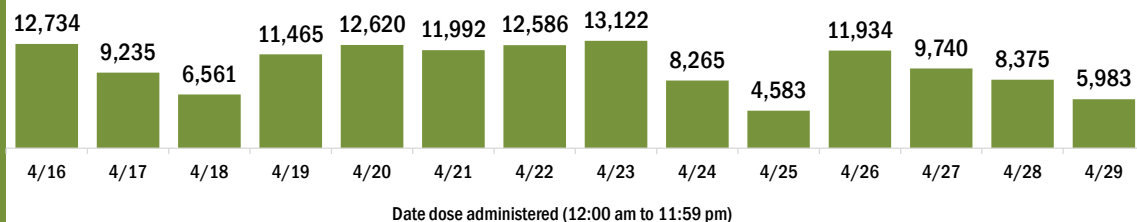
Completed 2-dose series 316,232

First dose: current number of people who have only received their first dose of the Moderna or Pfizer vaccine.

Series complete: current number of people who have received both Moderna or Pfizer vaccine doses or one Johnson & Johnson dose and are considered fully immunized.

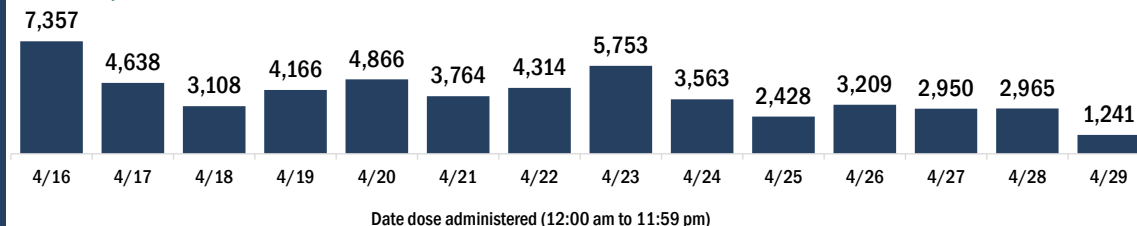
Demographic summary	First dose	Series complete	Total people vaccinated
Age group	177,755	365,832	543,587
16-24 years	23,231	17,991	41,222
25-34 years	27,488	34,523	62,011
35-44 years	27,451	47,678	75,129
45-54 years	24,693	64,239	88,932
55-64 years	23,386	82,061	105,447
65-74 years	30,568	71,382	101,950
75-84 years	15,783	35,415	51,198
85+ years	5,155	12,543	17,698
Race	177,755	365,832	543,587
White	107,956	240,208	348,164
Black	12,038	24,625	36,663
American Indian/Alaskan	744	969	1,713
Other	25,283	49,304	74,587
Unknown	31,734	50,726	82,460
Other race includes Asian, native Hawaiian/Pacific Islander, or other.			
Ethnicity	177,755	365,832	543,587
Hispanic	25,746	38,986	64,732
Non-Hispanic	86,605	214,908	301,513
Unknown	65,404	111,938	177,342
Gender	177,755	365,832	543,587
Female	93,548	206,621	300,169
Male	83,859	158,970	242,829
Unknown	348	241	589

COVID-19 doses administered for the past 2 weeks

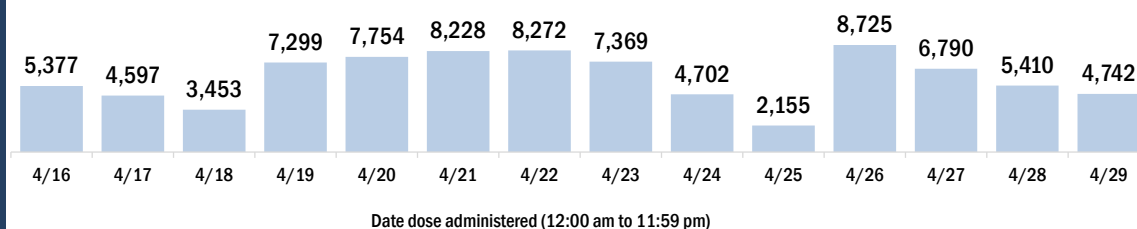


Persons vaccinated for COVID-19 for the past 2 weeks

Number of persons who received their first dose of a two-dose series of the COVID-19 vaccine



Number of persons who completed the COVID-19 vaccine series



COVID-19: Holmes County vaccine summary

Vaccination data through Apr 29, 2021 as of Apr 30, 2021 at 12:05 AM

Data in this report are provisional and subject to change.

Data in this summary pertain to COVID-19 vaccines approved by the U.S. Food and Drug Administration and have been issued an Emergency Use Authorization (Janssen COVID-19 Vaccine, Moderna COVID-19 Vaccine and Pfizer-BioNTech COVID-19 Vaccine). These data summarize the number of people who have received either their first dose or have completed the series for a COVID-19 vaccine. **A person can only be counted in one category, first dose or series complete.** For persons receiving Moderna or Pfizer vaccines, once they receive their second dose, they are moved from the first dose column to the series completed column. **Because of this, the total first dose category may show a change from report to report not matching the total receiving their first dose from the previous day.** Persons receiving Johnson & Johnson vaccines will always be counted in the series completed column.

COVID-19 doses for vaccinated persons in Florida

Doses administered 6,701

People receiving one dose of a 1-dose series (Johnson & Johnson) or receiving only one dose of a 2-dose series (Moderna, Pfizer) count once. Persons receiving both doses of a 2-dose series count twice.

Current status of persons vaccinated for COVID-19 in Florida

Total people vaccinated 4,099

First dose 1,187

Series completed 2,912

Completed 1-dose series 310

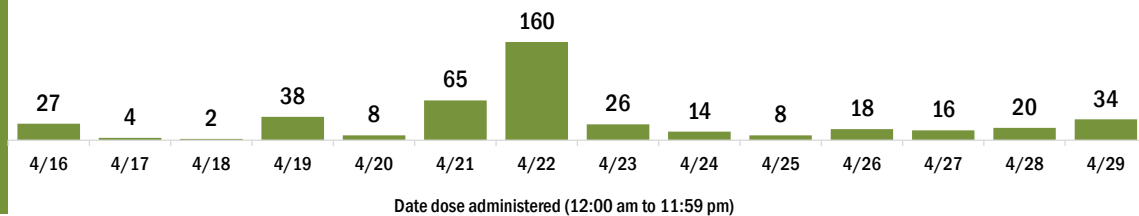
Completed 2-dose series 2,602

First dose: current number of people who have only received their first dose of the Moderna or Pfizer vaccine.

Series complete: current number of people who have received both Moderna or Pfizer vaccine doses or one Johnson & Johnson dose and are considered fully immunized.

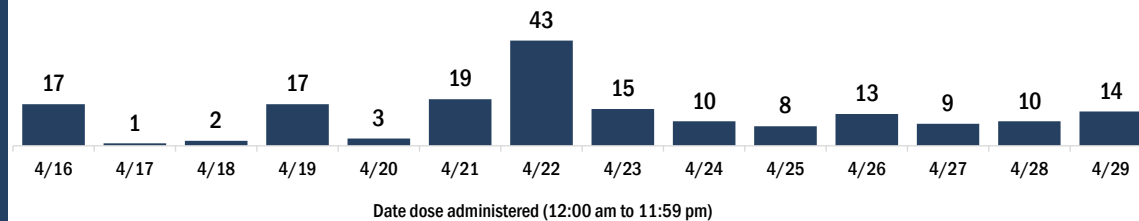
Demographic summary	First dose	Series complete	Total people vaccinated
Age group	1,187	2,912	4,099
16-24 years	64	32	96
25-34 years	141	70	211
35-44 years	179	140	319
45-54 years	225	258	483
55-64 years	274	562	836
65-74 years	180	1,002	1,182
75-84 years	99	665	764
85+ years	25	183	208
Race	1,187	2,912	4,099
White	875	2,511	3,386
Black	184	92	276
American Indian/Alaskan	12	31	43
Other	73	168	241
Unknown	43	110	153
Other race includes Asian, native Hawaiian/Pacific Islander, or other.			
Ethnicity	1,187	2,912	4,099
Hispanic	60	20	80
Non-Hispanic	974	2,435	3,409
Unknown	153	457	610
Gender	1,187	2,912	4,099
Female	425	1,601	2,026
Male	762	1,311	2,073
Unknown	0	0	0

COVID-19 doses administered for the past 2 weeks

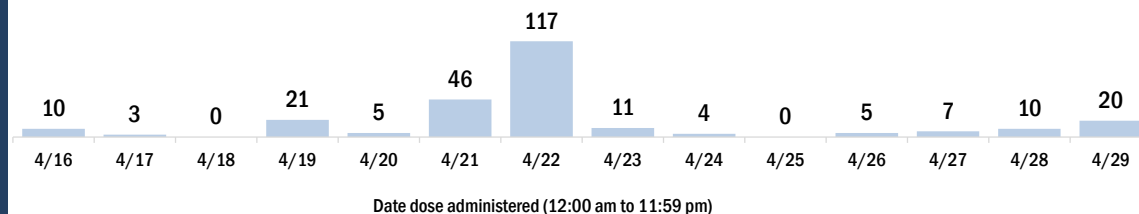


Persons vaccinated for COVID-19 for the past 2 weeks

Number of persons who received their first dose of a two-dose series of the COVID-19 vaccine



Number of persons who completed the COVID-19 vaccine series



COVID-19: Indian River County vaccine summary

Vaccination data through Apr 29, 2021 as of Apr 30, 2021 at 12:05 AM

Data in this report are provisional and subject to change.

Data in this summary pertain to COVID-19 vaccines approved by the U.S. Food and Drug Administration and have been issued an Emergency Use Authorization (Janssen COVID-19 Vaccine, Moderna COVID-19 Vaccine and Pfizer-BioNTech COVID-19 Vaccine). These data summarize the number of people who have received either their first dose or have completed the series for a COVID-19 vaccine. **A person can only be counted in one category, first dose or series complete.** For persons receiving Moderna or Pfizer vaccines, once they receive their second dose, they are moved from the first dose column to the series completed column. **Because of this, the total first dose category may show a change from report to report not matching the total receiving their first dose from the previous day.** Persons receiving Johnson & Johnson vaccines will always be counted in the series completed column.

COVID-19 doses for vaccinated persons in Florida

Doses administered 134,408

People receiving one dose of a 1-dose series (Johnson & Johnson) or receiving only one dose of a 2-dose series (Moderna, Pfizer) count once. Persons receiving both doses of a 2-dose series count twice.

Current status of persons vaccinated for COVID-19 in Florida

Total people vaccinated 80,537

First dose 24,683

Series completed 55,854

Completed 1-dose series 1,983

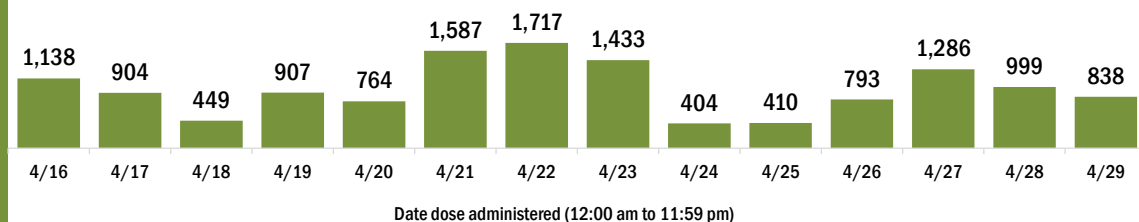
Completed 2-dose series 53,871

First dose: current number of people who have only received their first dose of the Moderna or Pfizer vaccine.

Series complete: current number of people who have received both Moderna or Pfizer vaccine doses or one Johnson & Johnson dose and are considered fully immunized.

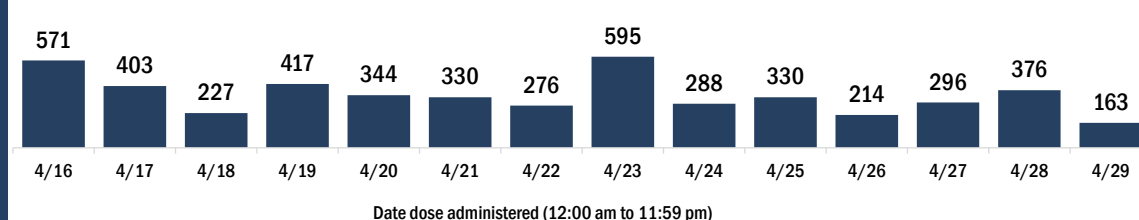
Demographic summary	First dose	Series complete	Total people vaccinated
Age group	24,683	55,854	80,537
16-24 years	1,588	710	2,298
25-34 years	1,826	1,372	3,198
35-44 years	2,163	2,039	4,202
45-54 years	2,897	4,131	7,028
55-64 years	4,777	10,435	15,212
65-74 years	5,542	20,336	25,878
75-84 years	4,100	12,615	16,715
85+ years	1,790	4,216	6,006
Race	24,683	55,854	80,537
White	17,911	41,459	59,370
Black	1,273	1,629	2,902
American Indian/Alaskan	155	288	443
Other	1,874	3,736	5,610
Unknown	3,470	8,742	12,212
Other race includes Asian, native Hawaiian/Pacific Islander, or other.			
Ethnicity	24,683	55,854	80,537
Hispanic	2,326	1,983	4,309
Non-Hispanic	12,606	35,325	47,931
Unknown	9,751	18,546	28,297
Gender	24,683	55,854	80,537
Female	12,966	31,438	44,404
Male	11,687	24,381	36,068
Unknown	30	35	65

COVID-19 doses administered for the past 2 weeks

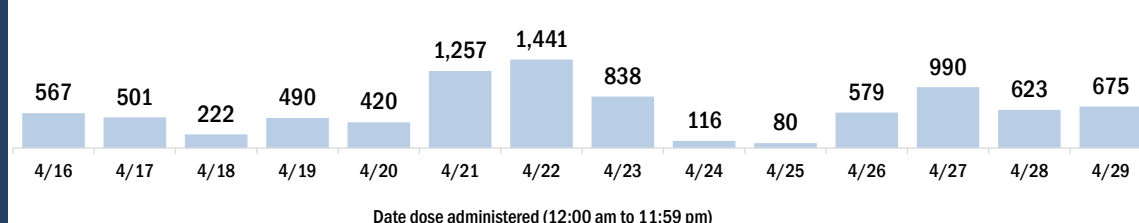


Persons vaccinated for COVID-19 for the past 2 weeks

Number of persons who received their first dose of a two-dose series of the COVID-19 vaccine



Number of persons who completed the COVID-19 vaccine series



COVID-19: Jackson County vaccine summary

Vaccination data through Apr 29, 2021 as of Apr 30, 2021 at 12:05 AM

Data in this report are provisional and subject to change.

Data in this summary pertain to COVID-19 vaccines approved by the U.S. Food and Drug Administration and have been issued an Emergency Use Authorization (Janssen COVID-19 Vaccine, Moderna COVID-19 Vaccine and Pfizer-BioNTech COVID-19 Vaccine). These data summarize the number of people who have received either their first dose or have completed the series for a COVID-19 vaccine. **A person can only be counted in one category, first dose or series complete.** For persons receiving Moderna or Pfizer vaccines, once they receive their second dose, they are moved from the first dose column to the series completed column. **Because of this, the total first dose category may show a change from report to report not matching the total receiving their first dose from the previous day.** Persons receiving Johnson & Johnson vaccines will always be counted in the series completed column.

COVID-19 doses for vaccinated persons in Florida

Doses administered 21,636

People receiving one dose of a 1-dose series (Johnson & Johnson) or receiving only one dose of a 2-dose series (Moderna, Pfizer) count once. Persons receiving both doses of a 2-dose series count twice.

Current status of persons vaccinated for COVID-19 in Florida

Total people vaccinated 13,287

First dose 4,109

Series completed 9,178

Completed 1-dose series 829

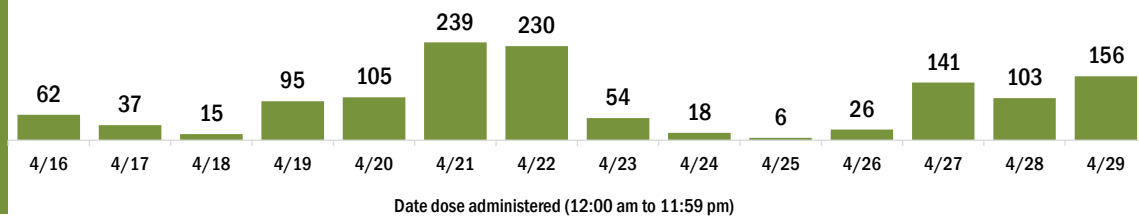
Completed 2-dose series 8,349

First dose: current number of people who have only received their first dose of the Moderna or Pfizer vaccine.

Series complete: current number of people who have received both Moderna or Pfizer vaccine doses or one Johnson & Johnson dose and are considered fully immunized.

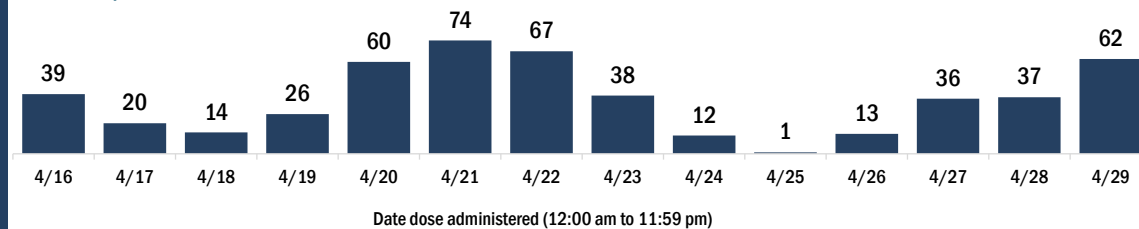
Demographic summary	First dose	Series complete	Total people vaccinated
Age group	4,109	9,178	13,287
16-24 years	213	120	333
25-34 years	504	288	792
35-44 years	683	491	1,174
45-54 years	841	901	1,742
55-64 years	773	2,010	2,783
65-74 years	614	2,986	3,600
75-84 years	348	1,791	2,139
85+ years	133	591	724
Race	4,109	9,178	13,287
White	2,423	6,431	8,854
Black	1,147	1,816	2,963
American Indian/Alaskan	23	44	67
Other	209	399	608
Unknown	307	488	795
Other race includes Asian, native Hawaiian/Pacific Islander, or other.			
Ethnicity	4,109	9,178	13,287
Hispanic	245	126	371
Non-Hispanic	2,444	6,850	9,294
Unknown	1,420	2,202	3,622
Gender	4,109	9,178	13,287
Female	1,428	5,237	6,665
Male	2,680	3,941	6,621
Unknown	1	0	1

COVID-19 doses administered for the past 2 weeks

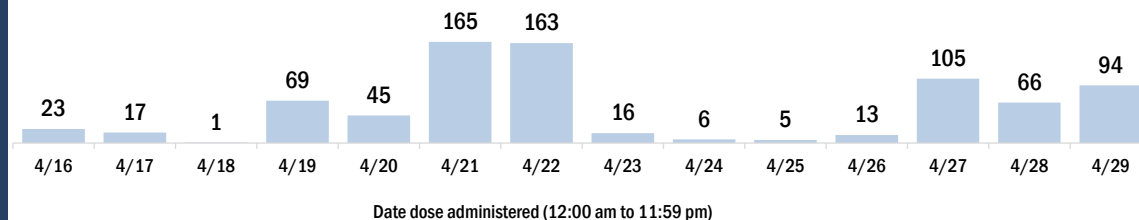


Persons vaccinated for COVID-19 for the past 2 weeks

Number of persons who received their first dose of a two-dose series of the COVID-19 vaccine



Number of persons who completed the COVID-19 vaccine series



COVID-19: Jefferson County vaccine summary

Vaccination data through Apr 29, 2021 as of Apr 30, 2021 at 12:05 AM

Data in this report are provisional and subject to change.

Data in this summary pertain to COVID-19 vaccines approved by the U.S. Food and Drug Administration and have been issued an Emergency Use Authorization (Janssen COVID-19 Vaccine, Moderna COVID-19 Vaccine and Pfizer-BioNTech COVID-19 Vaccine). These data summarize the number of people who have received either their first dose or have completed the series for a COVID-19 vaccine. **A person can only be counted in one category, first dose or series complete.** For persons receiving Moderna or Pfizer vaccines, once they receive their second dose, they are moved from the first dose column to the series completed column. **Because of this, the total first dose category may show a change from report to report not matching the total receiving their first dose from the previous day.** Persons receiving Johnson & Johnson vaccines will always be counted in the series completed column.

COVID-19 doses for vaccinated persons in Florida

Doses administered 8,539

People receiving one dose of a 1-dose series (Johnson & Johnson) or receiving only one dose of a 2-dose series (Moderna, Pfizer) count once. Persons receiving both doses of a 2-dose series count twice.

Current status of persons vaccinated for COVID-19 in Florida

Total people vaccinated 5,009

First dose 1,210

Series completed 3,799

Completed 1-dose series 269

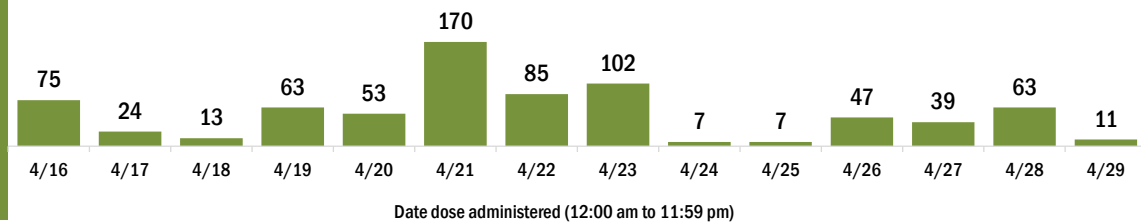
Completed 2-dose series 3,530

First dose: current number of people who have only received their first dose of the Moderna or Pfizer vaccine.

Series complete: current number of people who have received both Moderna or Pfizer vaccine doses or one Johnson & Johnson dose and are considered fully immunized.

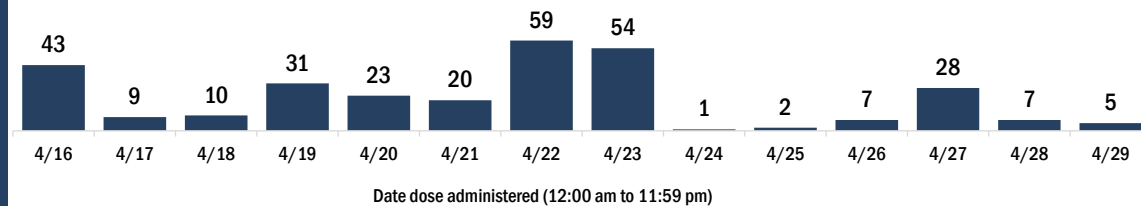
Demographic summary	First dose	Series complete	Total people vaccinated
Age group	1,210	3,799	5,009
16-24 years	86	52	138
25-34 years	122	112	234
35-44 years	195	168	363
45-54 years	268	414	682
55-64 years	319	902	1,221
65-74 years	140	1,316	1,456
75-84 years	56	655	711
85+ years	24	180	204
Race	1,210	3,799	5,009
White	672	2,113	2,785
Black	375	852	1,227
American Indian/Alaskan	2	7	9
Other	97	553	650
Unknown	64	274	338
Other race includes Asian, native Hawaiian/Pacific Islander, or other.			
Ethnicity	1,210	3,799	5,009
Hispanic	39	72	111
Non-Hispanic	972	2,299	3,271
Unknown	199	1,428	1,627
Gender	1,210	3,799	5,009
Female	457	2,219	2,676
Male	753	1,580	2,333
Unknown	0	0	0

COVID-19 doses administered for the past 2 weeks

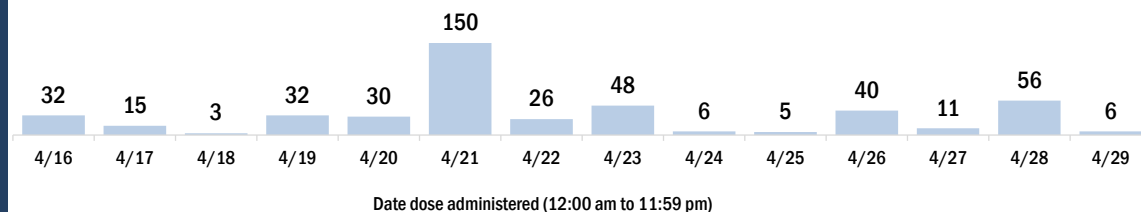


Persons vaccinated for COVID-19 for the past 2 weeks

Number of persons who received their first dose of a two-dose series of the COVID-19 vaccine



Number of persons who completed the COVID-19 vaccine series



COVID-19: Lafayette County vaccine summary

Vaccination data through Apr 29, 2021 as of Apr 30, 2021 at 12:05 AM

Data in this report are provisional and subject to change.

Data in this summary pertain to COVID-19 vaccines approved by the U.S. Food and Drug Administration and have been issued an Emergency Use Authorization (Janssen COVID-19 Vaccine, Moderna COVID-19 Vaccine and Pfizer-BioNTech COVID-19 Vaccine). These data summarize the number of people who have received either their first dose or have completed the series for a COVID-19 vaccine. **A person can only be counted in one category, first dose or series complete.** For persons receiving Moderna or Pfizer vaccines, once they receive their second dose, they are moved from the first dose column to the series completed column. **Because of this, the total first dose category may show a change from report to report not matching the total receiving their first dose from the previous day.** Persons receiving Johnson & Johnson vaccines will always be counted in the series completed column.

COVID-19 doses for vaccinated persons in Florida

Doses administered 3,457

People receiving one dose of a 1-dose series (Johnson & Johnson) or receiving only one dose of a 2-dose series (Moderna, Pfizer) count once. Persons receiving both doses of a 2-dose series count twice.

Current status of persons vaccinated for COVID-19 in Florida

Total people vaccinated 2,097

First dose 707

Series completed 1,390

Completed 1-dose series 30

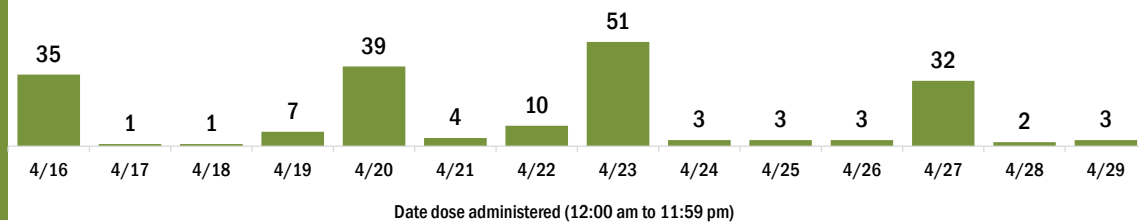
Completed 2-dose series 1,360

First dose: current number of people who have only received their first dose of the Moderna or Pfizer vaccine.

Series complete: current number of people who have received both Moderna or Pfizer vaccine doses or one Johnson & Johnson dose and are considered fully immunized.

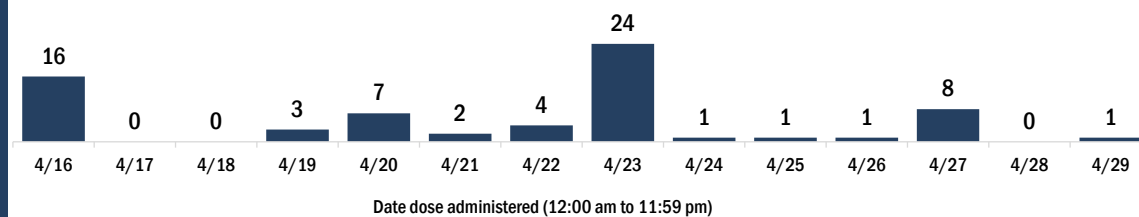
Demographic summary	First dose	Series complete	Total people vaccinated
Age group	707	1,390	2,097
16-24 years	28	5	33
25-34 years	91	13	104
35-44 years	130	35	165
45-54 years	142	99	241
55-64 years	119	183	302
65-74 years	115	614	729
75-84 years	56	341	397
85+ years	26	100	126
Race	707	1,390	2,097
White	450	1,181	1,631
Black	145	47	192
American Indian/Alaskan	3	6	9
Other	52	80	132
Unknown	57	76	133
Other race includes Asian, native Hawaiian/Pacific Islander, or other.			
Ethnicity	707	1,390	2,097
Hispanic	59	47	106
Non-Hispanic	252	1,106	1,358
Unknown	396	237	633
Gender	707	1,390	2,097
Female	196	719	915
Male	510	671	1,181
Unknown	1	0	1

COVID-19 doses administered for the past 2 weeks

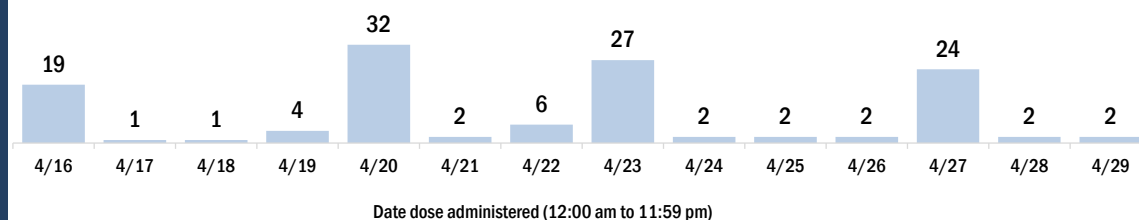


Persons vaccinated for COVID-19 for the past 2 weeks

Number of persons who received their first dose of a two-dose series of the COVID-19 vaccine



Number of persons who completed the COVID-19 vaccine series



COVID-19: Lake County vaccine summary

Vaccination data through Apr 29, 2021 as of Apr 30, 2021 at 12:05 AM

Data in this report are provisional and subject to change.

Data in this summary pertain to COVID-19 vaccines approved by the U.S. Food and Drug Administration and have been issued an Emergency Use Authorization (Janssen COVID-19 Vaccine, Moderna COVID-19 Vaccine and Pfizer-BioNTech COVID-19 Vaccine). These data summarize the number of people who have received either their first dose or have completed the series for a COVID-19 vaccine. **A person can only be counted in one category, first dose or series complete.** For persons receiving Moderna or Pfizer vaccines, once they receive their second dose, they are moved from the first dose column to the series completed column. **Because of this, the total first dose category may show a change from report to report not matching the total receiving their first dose from the previous day.** Persons receiving Johnson & Johnson vaccines will always be counted in the series completed column.

COVID-19 doses for vaccinated persons in Florida

Doses administered 283,855

People receiving one dose of a 1-dose series (Johnson & Johnson) or receiving only one dose of a 2-dose series (Moderna, Pfizer) count once. Persons receiving both doses of a 2-dose series count twice.

Current status of persons vaccinated for COVID-19 in Florida

Total people vaccinated 163,898

First dose 37,806

Series completed 126,092

Completed 1-dose series 6,135

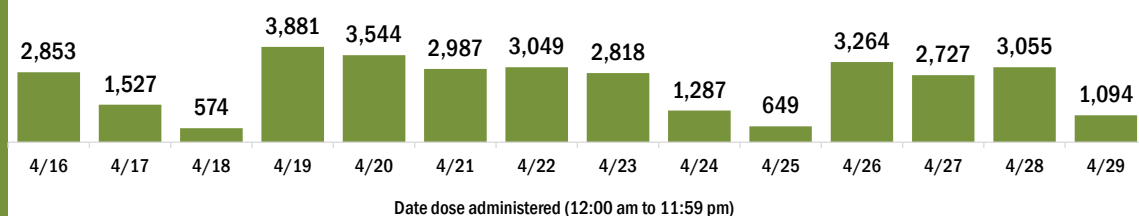
Completed 2-dose series 119,957

First dose: current number of people who have only received their first dose of the Moderna or Pfizer vaccine.

Series complete: current number of people who have received both Moderna or Pfizer vaccine doses or one Johnson & Johnson dose and are considered fully immunized.

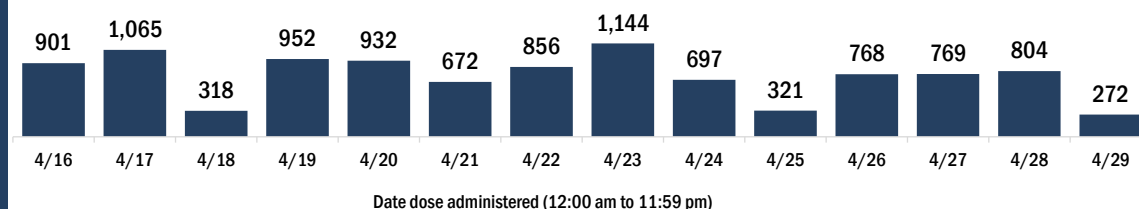
Demographic summary	First dose	Series complete	Total people vaccinated
Age group	37,806	126,092	163,898
16-24 years	4,129	3,175	7,304
25-34 years	4,752	4,581	9,333
35-44 years	5,297	7,458	12,755
45-54 years	5,650	12,221	17,871
55-64 years	6,733	22,543	29,276
65-74 years	5,660	40,327	45,987
75-84 years	3,981	27,718	31,699
85+ years	1,604	8,069	9,673
Race	37,806	126,092	163,898
White	23,610	94,258	117,868
Black	2,555	6,326	8,881
American Indian/Alaskan	233	663	896
Other	4,407	10,854	15,261
Unknown	7,001	13,991	20,992
Other race includes Asian, native Hawaiian/Pacific Islander, or other.			
Ethnicity	37,806	126,092	163,898
Hispanic	5,208	8,368	13,576
Non-Hispanic	17,517	73,955	91,472
Unknown	15,081	43,769	58,850
Gender	37,806	126,092	163,898
Female	20,207	71,137	91,344
Male	17,469	54,842	72,311
Unknown	130	113	243

COVID-19 doses administered for the past 2 weeks

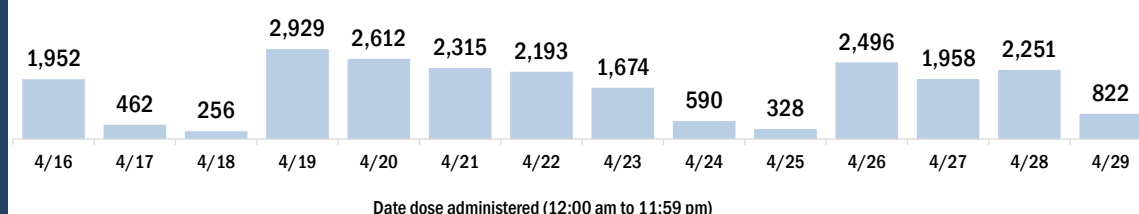


Persons vaccinated for COVID-19 for the past 2 weeks

Number of persons who received their first dose of a two-dose series of the COVID-19 vaccine



Number of persons who completed the COVID-19 vaccine series



COVID-19: Lee County vaccine summary

Vaccination data through Apr 29, 2021 as of Apr 30, 2021 at 12:05 AM

Data in this report are provisional and subject to change.

Data in this summary pertain to COVID-19 vaccines approved by the U.S. Food and Drug Administration and have been issued an Emergency Use Authorization (Janssen COVID-19 Vaccine, Moderna COVID-19 Vaccine and Pfizer-BioNTech COVID-19 Vaccine). These data summarize the number of people who have received either their first dose or have completed the series for a COVID-19 vaccine. **A person can only be counted in one category, first dose or series complete.** For persons receiving Moderna or Pfizer vaccines, once they receive their second dose, they are moved from the first dose column to the series completed column. **Because of this, the total first dose category may show a change from report to report not matching the total receiving their first dose from the previous day.** Persons receiving Johnson & Johnson vaccines will always be counted in the series completed column.

COVID-19 doses for vaccinated persons in Florida

Doses administered 539,645

People receiving one dose of a 1-dose series (Johnson & Johnson) or receiving only one dose of a 2-dose series (Moderna, Pfizer) count once. Persons receiving both doses of a 2-dose series count twice.

Current status of persons vaccinated for COVID-19 in Florida

Total people vaccinated 322,054

First dose 91,969

Series completed 230,085

Completed 1-dose series 12,494

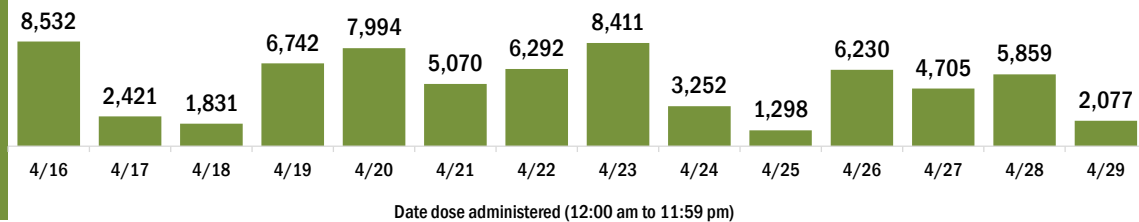
Completed 2-dose series 217,591

First dose: current number of people who have only received their first dose of the Moderna or Pfizer vaccine.

Series complete: current number of people who have received both Moderna or Pfizer vaccine doses or one Johnson & Johnson dose and are considered fully immunized.

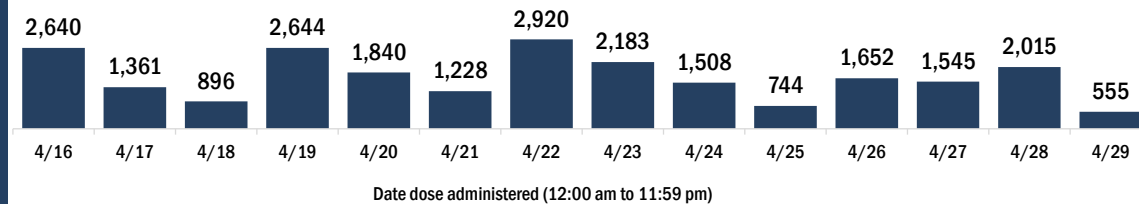
Demographic summary	First dose	Series complete	Total people vaccinated
Age group	91,969	230,085	322,054
16-24 years	7,669	2,422	10,091
25-34 years	10,038	5,636	15,674
35-44 years	12,738	8,835	21,573
45-54 years	15,269	16,712	31,981
55-64 years	19,721	41,673	61,394
65-74 years	14,791	87,928	102,719
75-84 years	8,731	52,804	61,535
85+ years	3,012	14,075	17,087
Race	91,969	230,085	322,054
White	63,498	165,620	229,118
Black	3,760	5,158	8,918
American Indian/Alaskan	396	754	1,150
Other	8,254	14,689	22,943
Unknown	16,061	43,864	59,925
Other race includes Asian, native Hawaiian/Pacific Islander, or other.			
Ethnicity	91,969	230,085	322,054
Hispanic	16,126	13,688	29,814
Non-Hispanic	46,261	133,393	179,654
Unknown	29,582	83,004	112,586
Gender	91,969	230,085	322,054
Female	48,424	128,755	177,179
Male	43,338	100,907	144,245
Unknown	207	423	630

COVID-19 doses administered for the past 2 weeks

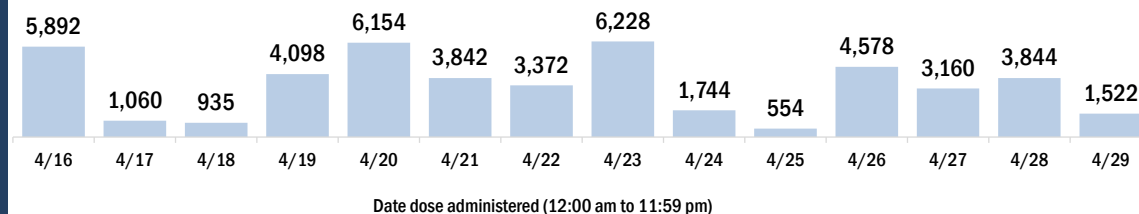


Persons vaccinated for COVID-19 for the past 2 weeks

Number of persons who received their first dose of a two-dose series of the COVID-19 vaccine



Number of persons who completed the COVID-19 vaccine series



COVID-19: Leon County vaccine summary

Vaccination data through Apr 29, 2021 as of Apr 30, 2021 at 12:05 AM

Data in this report are provisional and subject to change.

Data in this summary pertain to COVID-19 vaccines approved by the U.S. Food and Drug Administration and have been issued an Emergency Use Authorization (Janssen COVID-19 Vaccine, Moderna COVID-19 Vaccine and Pfizer-BioNTech COVID-19 Vaccine). These data summarize the number of people who have received either their first dose or have completed the series for a COVID-19 vaccine. **A person can only be counted in one category, first dose or series complete.** For persons receiving Moderna or Pfizer vaccines, once they receive their second dose, they are moved from the first dose column to the series completed column. **Because of this, the total first dose category may show a change from report to report not matching the total receiving their first dose from the previous day.** Persons receiving Johnson & Johnson vaccines will always be counted in the series completed column.

COVID-19 doses for vaccinated persons in Florida

Doses administered 190,919

People receiving one dose of a 1-dose series (Johnson & Johnson) or receiving only one dose of a 2-dose series (Moderna, Pfizer) count once. Persons receiving both doses of a 2-dose series count twice.

Current status of persons vaccinated for COVID-19 in Florida

Total people vaccinated 112,380

First dose 29,397

Series completed 82,983

Completed 1-dose series 4,444

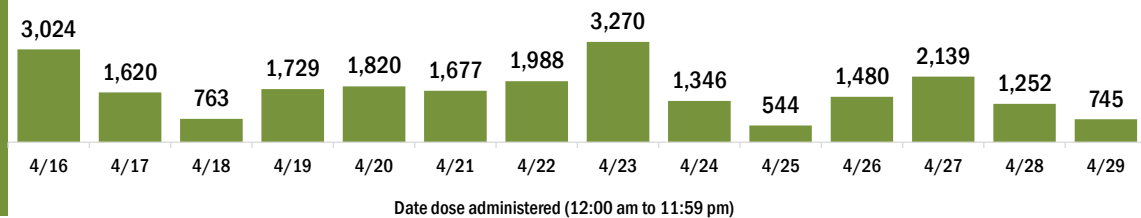
Completed 2-dose series 78,539

First dose: current number of people who have only received their first dose of the Moderna or Pfizer vaccine.

Series complete: current number of people who have received both Moderna or Pfizer vaccine doses or one Johnson & Johnson dose and are considered fully immunized.

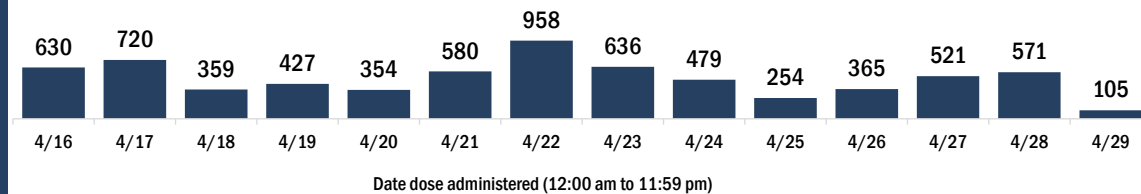
Demographic summary	First dose	Series complete	Total people vaccinated
Age group	29,397	82,983	112,380
16-24 years	7,123	5,335	12,458
25-34 years	6,478	7,449	13,927
35-44 years	5,176	9,222	14,398
45-54 years	3,524	12,220	15,744
55-64 years	3,155	17,575	20,730
65-74 years	2,194	19,440	21,634
75-84 years	1,111	8,777	9,888
85+ years	636	2,965	3,601
Race	29,397	82,983	112,380
White	16,557	49,130	65,687
Black	4,611	11,595	16,206
American Indian/Alaskan	110	257	367
Other	4,005	14,645	18,650
Unknown	4,114	7,356	11,470
Other race includes Asian, native Hawaiian/Pacific Islander, or other.			
Ethnicity	29,397	82,983	112,380
Hispanic	2,070	3,663	5,733
Non-Hispanic	19,373	60,388	79,761
Unknown	7,954	18,932	26,886
Gender	29,397	82,983	112,380
Female	15,771	47,957	63,728
Male	13,580	34,988	48,568
Unknown	46	38	84

COVID-19 doses administered for the past 2 weeks

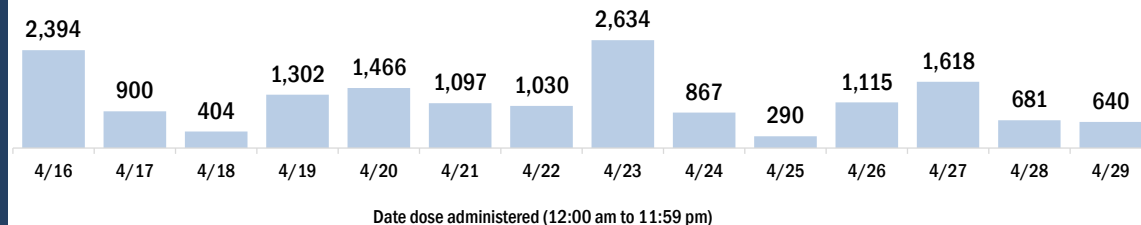


Persons vaccinated for COVID-19 for the past 2 weeks

Number of persons who received their first dose of a two-dose series of the COVID-19 vaccine



Number of persons who completed the COVID-19 vaccine series



COVID-19: Levy County vaccine summary

Vaccination data through Apr 29, 2021 as of Apr 30, 2021 at 12:05 AM

Data in this report are provisional and subject to change.

Data in this summary pertain to COVID-19 vaccines approved by the U.S. Food and Drug Administration and have been issued an Emergency Use Authorization (Janssen COVID-19 Vaccine, Moderna COVID-19 Vaccine and Pfizer-BioNTech COVID-19 Vaccine). These data summarize the number of people who have received either their first dose or have completed the series for a COVID-19 vaccine. **A person can only be counted in one category, first dose or series complete.** For persons receiving Moderna or Pfizer vaccines, once they receive their second dose, they are moved from the first dose column to the series completed column. **Because of this, the total first dose category may show a change from report to report not matching the total receiving their first dose from the previous day.** Persons receiving Johnson & Johnson vaccines will always be counted in the series completed column.

COVID-19 doses for vaccinated persons in Florida

Doses administered 18,386

People receiving one dose of a 1-dose series (Johnson & Johnson) or receiving only one dose of a 2-dose series (Moderna, Pfizer) count once. Persons receiving both doses of a 2-dose series count twice.

Current status of persons vaccinated for COVID-19 in Florida

Total people vaccinated 10,952

First dose 2,500

Series completed 8,452

Completed 1-dose series 1,018

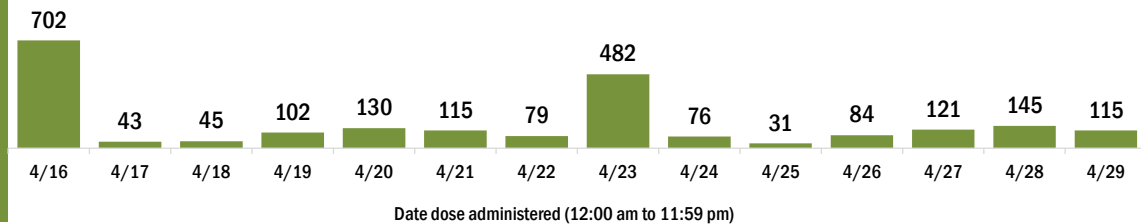
Completed 2-dose series 7,434

First dose: current number of people who have only received their first dose of the Moderna or Pfizer vaccine.

Series complete: current number of people who have received both Moderna or Pfizer vaccine doses or one Johnson & Johnson dose and are considered fully immunized.

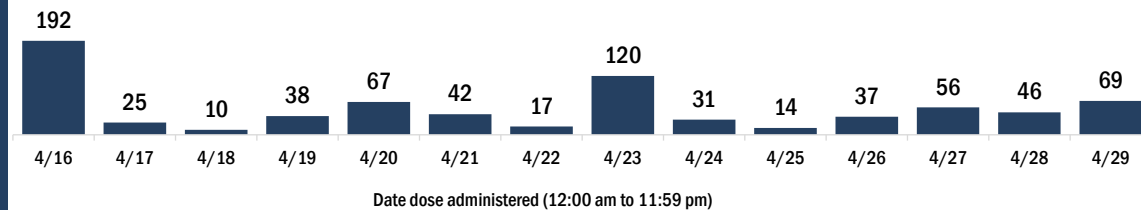
Demographic summary	First dose	Series complete	Total people vaccinated
Age group	2,500	8,452	10,952
16-24 years	142	103	245
25-34 years	208	235	443
35-44 years	270	309	579
45-54 years	386	646	1,032
55-64 years	667	1,756	2,423
65-74 years	507	3,261	3,768
75-84 years	248	1,723	1,971
85+ years	72	419	491
Race	2,500	8,452	10,952
White	1,845	6,674	8,519
Black	251	519	770
American Indian/Alaskan	10	51	61
Other	174	473	647
Unknown	220	735	955
Other race includes Asian, native Hawaiian/Pacific Islander, or other.			
Ethnicity	2,500	8,452	10,952
Hispanic	215	328	543
Non-Hispanic	1,650	6,177	7,827
Unknown	635	1,947	2,582
Gender	2,500	8,452	10,952
Female	1,364	4,837	6,201
Male	1,133	3,615	4,748
Unknown	3	0	3

COVID-19 doses administered for the past 2 weeks

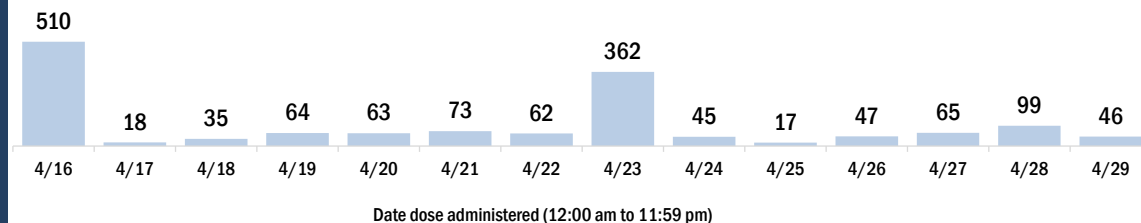


Persons vaccinated for COVID-19 for the past 2 weeks

Number of persons who received their first dose of a two-dose series of the COVID-19 vaccine



Number of persons who completed the COVID-19 vaccine series



COVID-19: Liberty County vaccine summary

Vaccination data through Apr 29, 2021 as of Apr 30, 2021 at 12:05 AM

Data in this report are provisional and subject to change.

Data in this summary pertain to COVID-19 vaccines approved by the U.S. Food and Drug Administration and have been issued an Emergency Use Authorization (Janssen COVID-19 Vaccine, Moderna COVID-19 Vaccine and Pfizer-BioNTech COVID-19 Vaccine). These data summarize the number of people who have received either their first dose or have completed the series for a COVID-19 vaccine. **A person can only be counted in one category, first dose or series complete.** For persons receiving Moderna or Pfizer vaccines, once they receive their second dose, they are moved from the first dose column to the series completed column. **Because of this, the total first dose category may show a change from report to report not matching the total receiving their first dose from the previous day.** Persons receiving Johnson & Johnson vaccines will always be counted in the series completed column.

COVID-19 doses for vaccinated persons in Florida

Doses administered 3,159

People receiving one dose of a 1-dose series (Johnson & Johnson) or receiving only one dose of a 2-dose series (Moderna, Pfizer) count once. Persons receiving both doses of a 2-dose series count twice.

Current status of persons vaccinated for COVID-19 in Florida

Total people vaccinated 1,977

First dose 725

Series completed 1,252

Completed 1-dose series 70

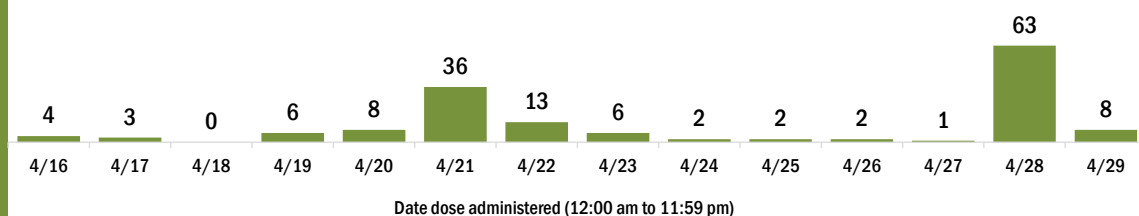
Completed 2-dose series 1,182

First dose: current number of people who have only received their first dose of the Moderna or Pfizer vaccine.

Series complete: current number of people who have received both Moderna or Pfizer vaccine doses or one Johnson & Johnson dose and are considered fully immunized.

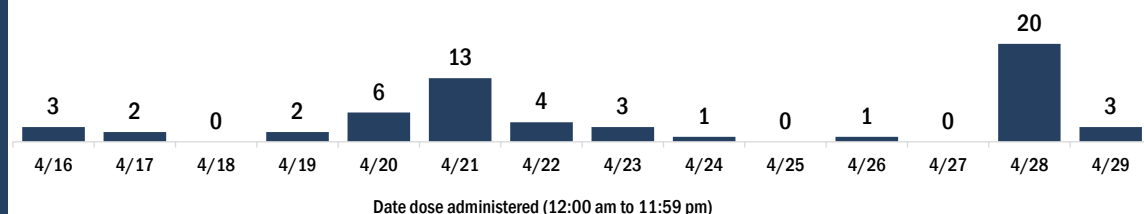
Demographic summary	First dose	Series complete	Total people vaccinated
Age group	725	1,252	1,977
16-24 years	31	20	51
25-34 years	104	35	139
35-44 years	153	80	233
45-54 years	183	106	289
55-64 years	157	313	470
65-74 years	68	417	485
75-84 years	25	222	247
85+ years	4	59	63
Race	725	1,252	1,977
White	253	902	1,155
Black	94	116	210
American Indian/Alaskan	3	10	13
Other	36	101	137
Unknown	339	123	462
Other race includes Asian, native Hawaiian/Pacific Islander, or other.			
Ethnicity	725	1,252	1,977
Hispanic	9	16	25
Non-Hispanic	147	682	829
Unknown	569	554	1,123
Gender	725	1,252	1,977
Female	156	672	828
Male	569	580	1,149
Unknown	0	0	0

COVID-19 doses administered for the past 2 weeks

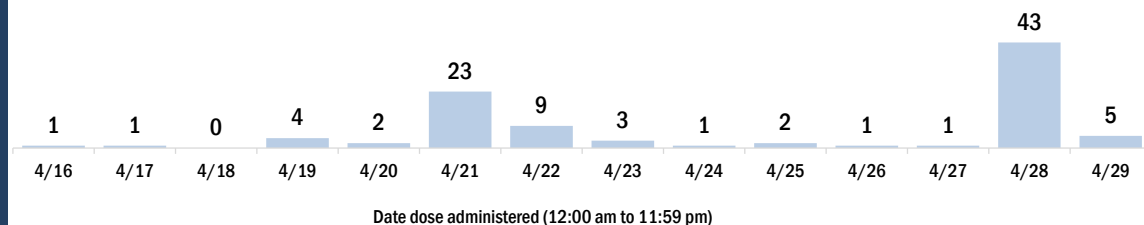


Persons vaccinated for COVID-19 for the past 2 weeks

Number of persons who received their first dose of a two-dose series of the COVID-19 vaccine



Number of persons who completed the COVID-19 vaccine series



COVID-19: Madison County vaccine summary

Vaccination data through Apr 29, 2021 as of Apr 30, 2021 at 12:05 AM

Data in this report are provisional and subject to change.

Data in this summary pertain to COVID-19 vaccines approved by the U.S. Food and Drug Administration and have been issued an Emergency Use Authorization (Janssen COVID-19 Vaccine, Moderna COVID-19 Vaccine and Pfizer-BioNTech COVID-19 Vaccine). These data summarize the number of people who have received either their first dose or have completed the series for a COVID-19 vaccine. **A person can only be counted in one category, first dose or series complete.** For persons receiving Moderna or Pfizer vaccines, once they receive their second dose, they are moved from the first dose column to the series completed column. **Because of this, the total first dose category may show a change from report to report not matching the total receiving their first dose from the previous day.** Persons receiving Johnson & Johnson vaccines will always be counted in the series completed column.

COVID-19 doses for vaccinated persons in Florida

Doses administered 9,134

People receiving one dose of a 1-dose series (Johnson & Johnson) or receiving only one dose of a 2-dose series (Moderna, Pfizer) count once. Persons receiving both doses of a 2-dose series count twice.

Current status of persons vaccinated for COVID-19 in Florida

Total people vaccinated 5,552

First dose 1,554

Series completed 3,998

Completed 1-dose series 416

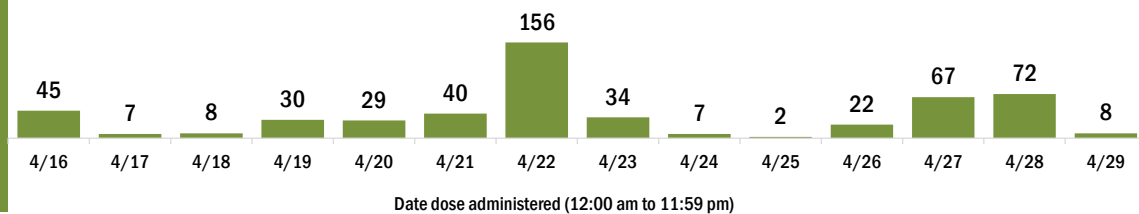
Completed 2-dose series 3,582

First dose: current number of people who have only received their first dose of the Moderna or Pfizer vaccine.

Series complete: current number of people who have received both Moderna or Pfizer vaccine doses or one Johnson & Johnson dose and are considered fully immunized.

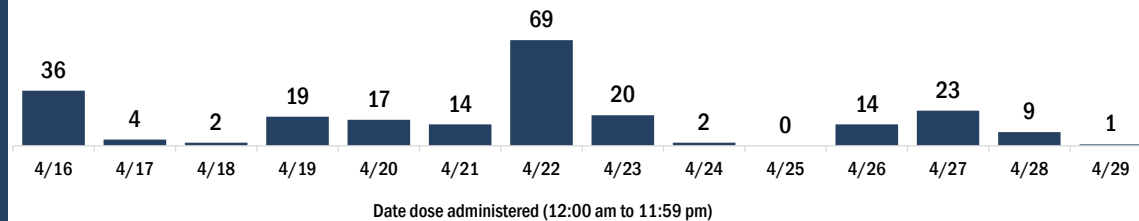
Demographic summary	First dose	Series complete	Total people vaccinated
Age group	1,554	3,998	5,552
16-24 years	72	50	122
25-34 years	153	123	276
35-44 years	271	219	490
45-54 years	350	390	740
55-64 years	429	824	1,253
65-74 years	186	1,413	1,599
75-84 years	70	769	839
85+ years	23	210	233
Race	1,554	3,998	5,552
White	794	2,268	3,062
Black	538	1,166	1,704
American Indian/Alaskan	1	9	10
Other	121	315	436
Unknown	100	240	340
Other race includes Asian, native Hawaiian/Pacific Islander, or other.			
Ethnicity	1,554	3,998	5,552
Hispanic	113	96	209
Non-Hispanic	1,214	2,055	3,269
Unknown	227	1,847	2,074
Gender	1,554	3,998	5,552
Female	507	2,251	2,758
Male	1,047	1,747	2,794
Unknown	0	0	0

COVID-19 doses administered for the past 2 weeks

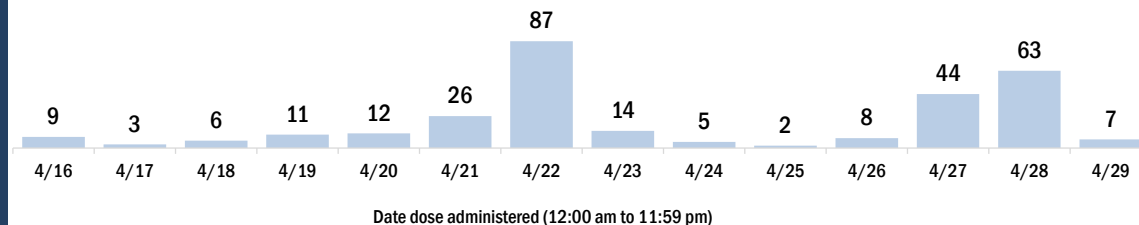


Persons vaccinated for COVID-19 for the past 2 weeks

Number of persons who received their first dose of a two-dose series of the COVID-19 vaccine



Number of persons who completed the COVID-19 vaccine series



COVID-19: Manatee County vaccine summary

Vaccination data through Apr 29, 2021 as of Apr 30, 2021 at 12:05 AM

Data in this report are provisional and subject to change.

Data in this summary pertain to COVID-19 vaccines approved by the U.S. Food and Drug Administration and have been issued an Emergency Use Authorization (Janssen COVID-19 Vaccine, Moderna COVID-19 Vaccine and Pfizer-BioNTech COVID-19 Vaccine). These data summarize the number of people who have received either their first dose or have completed the series for a COVID-19 vaccine. **A person can only be counted in one category, first dose or series complete.** For persons receiving Moderna or Pfizer vaccines, once they receive their second dose, they are moved from the first dose column to the series completed column. **Because of this, the total first dose category may show a change from report to report not matching the total receiving their first dose from the previous day.** Persons receiving Johnson & Johnson vaccines will always be counted in the series completed column.

COVID-19 doses for vaccinated persons in Florida

Doses administered 285,464

People receiving one dose of a 1-dose series (Johnson & Johnson) or receiving only one dose of a 2-dose series (Moderna, Pfizer) count once. Persons receiving both doses of a 2-dose series count twice.

Current status of persons vaccinated for COVID-19 in Florida

Total people vaccinated 168,822

First dose 46,454

Series completed 122,368

Completed 1-dose series 5,726

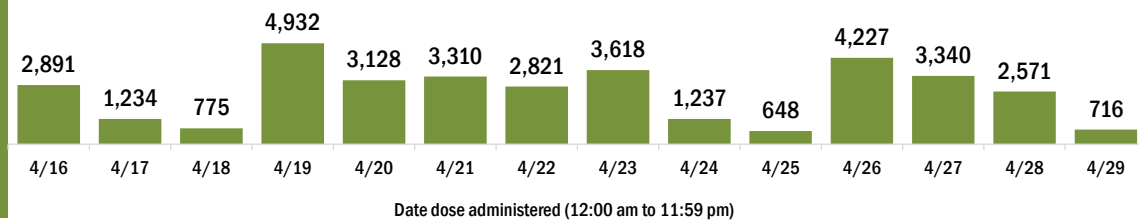
Completed 2-dose series 116,642

First dose: current number of people who have only received their first dose of the Moderna or Pfizer vaccine.

Series complete: current number of people who have received both Moderna or Pfizer vaccine doses or one Johnson & Johnson dose and are considered fully immunized.

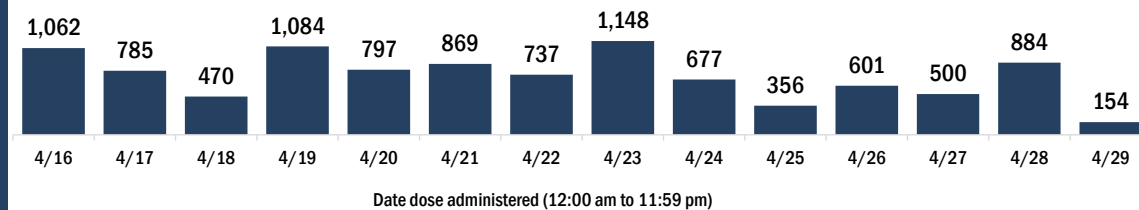
Demographic summary	First dose	Series complete	Total people vaccinated
Age group	46,454	122,368	168,822
16-24 years	4,308	1,758	6,066
25-34 years	5,241	3,775	9,016
35-44 years	6,396	5,927	12,323
45-54 years	7,444	11,358	18,802
55-64 years	8,746	24,825	33,571
65-74 years	7,787	42,646	50,433
75-84 years	4,705	24,536	29,241
85+ years	1,827	7,543	9,370
Race	46,454	122,368	168,822
White	32,360	94,500	126,860
Black	1,854	3,688	5,542
American Indian/Alaskan	220	479	699
Other	4,225	8,590	12,815
Unknown	7,795	15,111	22,906
Other race includes Asian, native Hawaiian/Pacific Islander, or other.			
Ethnicity	46,454	122,368	168,822
Hispanic	5,351	5,414	10,765
Non-Hispanic	24,910	74,914	99,824
Unknown	16,193	42,040	58,233
Gender	46,454	122,368	168,822
Female	24,540	68,739	93,279
Male	21,768	53,563	75,331
Unknown	146	66	212

COVID-19 doses administered for the past 2 weeks

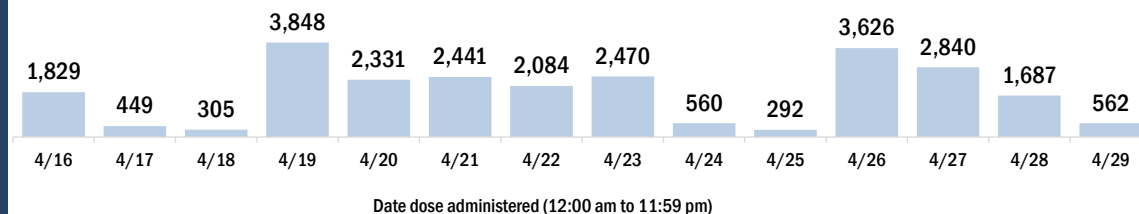


Persons vaccinated for COVID-19 for the past 2 weeks

Number of persons who received their first dose of a two-dose series of the COVID-19 vaccine



Number of persons who completed the COVID-19 vaccine series



COVID-19: Marion County vaccine summary

Vaccination data through Apr 29, 2021 as of Apr 30, 2021 at 12:05 AM

Data in this report are provisional and subject to change.

Data in this summary pertain to COVID-19 vaccines approved by the U.S. Food and Drug Administration and have been issued an Emergency Use Authorization (Janssen COVID-19 Vaccine, Moderna COVID-19 Vaccine and Pfizer-BioNTech COVID-19 Vaccine). These data summarize the number of people who have received either their first dose or have completed the series for a COVID-19 vaccine. **A person can only be counted in one category, first dose or series complete.** For persons receiving Moderna or Pfizer vaccines, once they receive their second dose, they are moved from the first dose column to the series completed column. **Because of this, the total first dose category may show a change from report to report not matching the total receiving their first dose from the previous day.** Persons receiving Johnson & Johnson vaccines will always be counted in the series completed column.

COVID-19 doses for vaccinated persons in Florida

Doses administered 227,495

People receiving one dose of a 1-dose series (Johnson & Johnson) or receiving only one dose of a 2-dose series (Moderna, Pfizer) count once. Persons receiving both doses of a 2-dose series count twice.

Current status of persons vaccinated for COVID-19 in Florida

Total people vaccinated 132,187

First dose 32,343

Series completed 99,844

Completed 1-dose series 4,536

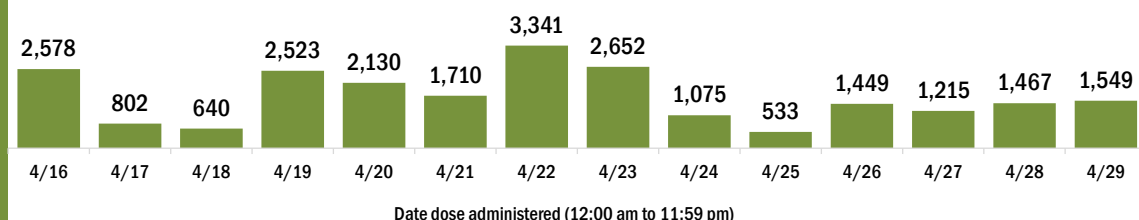
Completed 2-dose series 95,308

First dose: current number of people who have only received their first dose of the Moderna or Pfizer vaccine.

Series complete: current number of people who have received both Moderna or Pfizer vaccine doses or one Johnson & Johnson dose and are considered fully immunized.

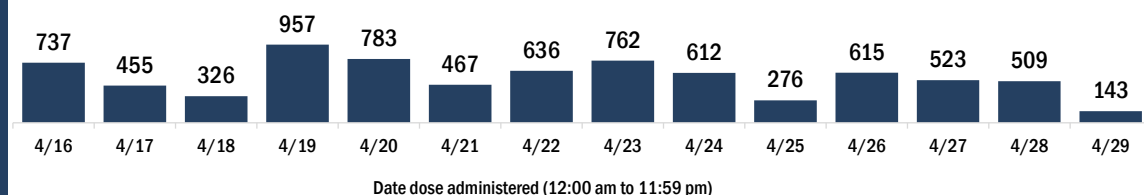
Demographic summary	First dose	Series complete	Total people vaccinated
Age group	32,343	99,844	132,187
16-24 years	2,875	1,568	4,443
25-34 years	3,582	2,931	6,513
35-44 years	4,418	4,598	9,016
45-54 years	5,138	8,263	13,401
55-64 years	6,773	17,943	24,716
65-74 years	5,003	34,626	39,629
75-84 years	3,203	23,275	26,478
85+ years	1,351	6,640	7,991
Race	32,343	99,844	132,187
White	20,141	70,391	90,532
Black	2,858	6,476	9,334
American Indian/Alaskan	139	367	506
Other	3,687	8,952	12,639
Unknown	5,518	13,658	19,176
Other race includes Asian, native Hawaiian/Pacific Islander, or other.			
Ethnicity	32,343	99,844	132,187
Hispanic	4,434	6,803	11,237
Non-Hispanic	16,368	63,141	79,509
Unknown	11,541	29,900	41,441
Gender	32,343	99,844	132,187
Female	17,903	57,338	75,241
Male	14,399	42,466	56,865
Unknown	41	40	81

COVID-19 doses administered for the past 2 weeks

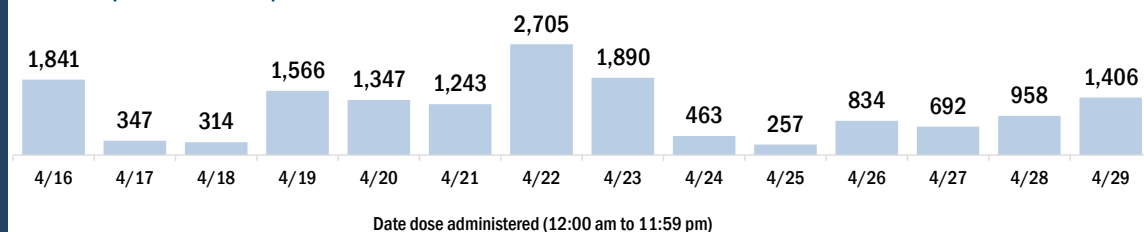


Persons vaccinated for COVID-19 for the past 2 weeks

Number of persons who received their first dose of a two-dose series of the COVID-19 vaccine



Number of persons who completed the COVID-19 vaccine series



COVID-19: Martin County vaccine summary

Vaccination data through Apr 29, 2021 as of Apr 30, 2021 at 12:05 AM

Data in this report are provisional and subject to change.

Data in this summary pertain to COVID-19 vaccines approved by the U.S. Food and Drug Administration and have been issued an Emergency Use Authorization (Janssen COVID-19 Vaccine, Moderna COVID-19 Vaccine and Pfizer-BioNTech COVID-19 Vaccine). These data summarize the number of people who have received either their first dose or have completed the series for a COVID-19 vaccine. **A person can only be counted in one category, first dose or series complete.** For persons receiving Moderna or Pfizer vaccines, once they receive their second dose, they are moved from the first dose column to the series completed column. **Because of this, the total first dose category may show a change from report to report not matching the total receiving their first dose from the previous day.** Persons receiving Johnson & Johnson vaccines will always be counted in the series completed column.

COVID-19 doses for vaccinated persons in Florida

Doses administered 125,408

People receiving one dose of a 1-dose series (Johnson & Johnson) or receiving only one dose of a 2-dose series (Moderna, Pfizer) count once. Persons receiving both doses of a 2-dose series count twice.

Current status of persons vaccinated for COVID-19 in Florida

Total people vaccinated 74,822

First dose 21,288

Series completed 53,534

Completed 1-dose series 2,948

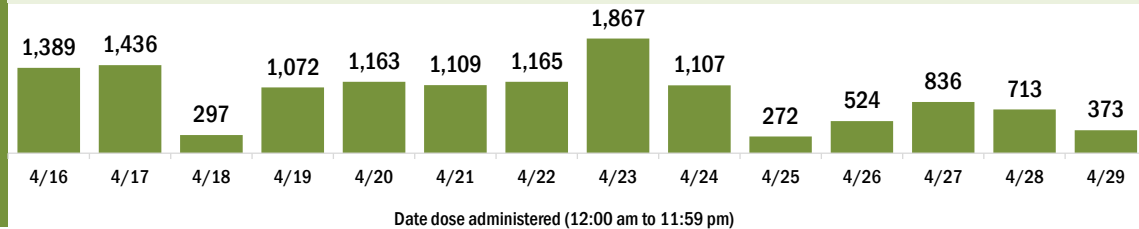
Completed 2-dose series 50,586

First dose: current number of people who have only received their first dose of the Moderna or Pfizer vaccine.

Series complete: current number of people who have received both Moderna or Pfizer vaccine doses or one Johnson & Johnson dose and are considered fully immunized.

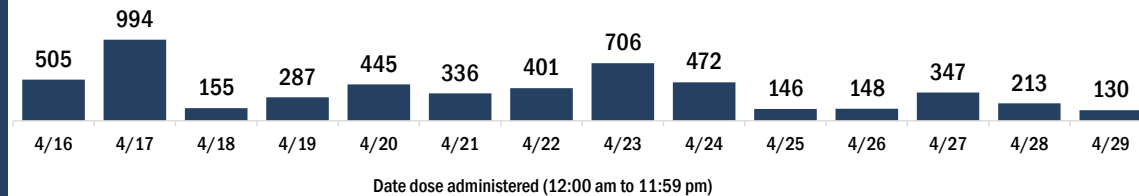
Demographic summary	First dose	Series complete	Total people vaccinated
Age group	21,288	53,534	74,822
16-24 years	1,574	639	2,213
25-34 years	1,813	1,155	2,968
35-44 years	2,545	2,080	4,625
45-54 years	3,434	3,840	7,274
55-64 years	5,487	9,715	15,202
65-74 years	3,339	18,556	21,895
75-84 years	2,150	12,913	15,063
85+ years	946	4,636	5,582
Race	21,288	53,534	74,822
White	15,180	36,451	51,631
Black	814	1,068	1,882
American Indian/Alaskan	73	93	166
Other	1,531	3,754	5,285
Unknown	3,690	12,168	15,858
Other race includes Asian, native Hawaiian/Pacific Islander, or other.			
Ethnicity	21,288	53,534	74,822
Hispanic	1,730	1,739	3,469
Non-Hispanic	11,234	23,097	34,331
Unknown	8,324	28,698	37,022
Gender	21,288	53,534	74,822
Female	10,801	30,440	41,241
Male	10,467	23,076	33,543
Unknown	20	18	38

COVID-19 doses administered for the past 2 weeks

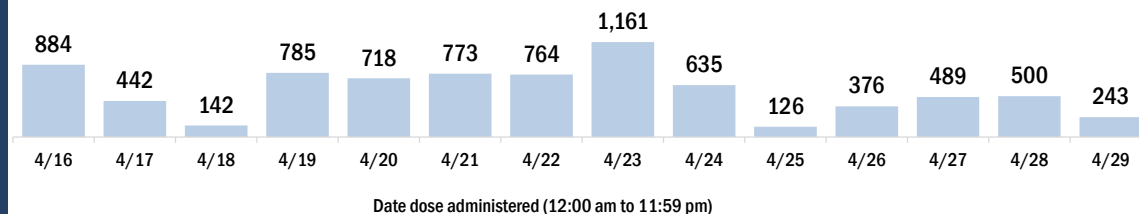


Persons vaccinated for COVID-19 for the past 2 weeks

Number of persons who received their first dose of a two-dose series of the COVID-19 vaccine



Number of persons who completed the COVID-19 vaccine series



COVID-19: Monroe County vaccine summary

Vaccination data through Apr 29, 2021 as of Apr 30, 2021 at 12:05 AM

Data in this report are provisional and subject to change.

Data in this summary pertain to COVID-19 vaccines approved by the U.S. Food and Drug Administration and have been issued an Emergency Use Authorization (Janssen COVID-19 Vaccine, Moderna COVID-19 Vaccine and Pfizer-BioNTech COVID-19 Vaccine). These data summarize the number of people who have received either their first dose or have completed the series for a COVID-19 vaccine. **A person can only be counted in one category, first dose or series complete.** For persons receiving Moderna or Pfizer vaccines, once they receive their second dose, they are moved from the first dose column to the series completed column. **Because of this, the total first dose category may show a change from report to report not matching the total receiving their first dose from the previous day.** Persons receiving Johnson & Johnson vaccines will always be counted in the series completed column.

COVID-19 doses for vaccinated persons in Florida

Doses administered 59,057

People receiving one dose of a 1-dose series (Johnson & Johnson) or receiving only one dose of a 2-dose series (Moderna, Pfizer) count once. Persons receiving both doses of a 2-dose series count twice.

Current status of persons vaccinated for COVID-19 in Florida

Total people vaccinated 36,334

First dose 11,684

Series completed 24,650

Completed 1-dose series 1,927

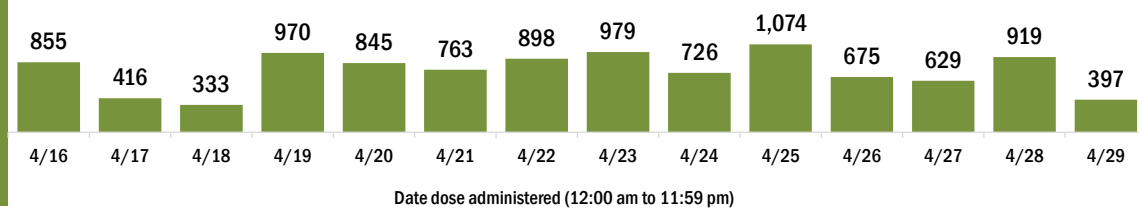
Completed 2-dose series 22,723

First dose: current number of people who have only received their first dose of the Moderna or Pfizer vaccine.

Series complete: current number of people who have received both Moderna or Pfizer vaccine doses or one Johnson & Johnson dose and are considered fully immunized.

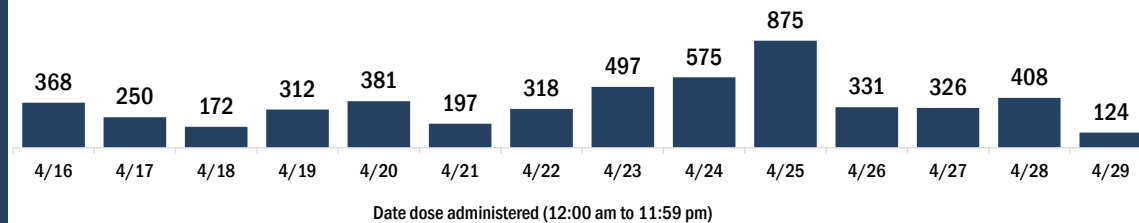
Demographic summary	First dose	Series complete	Total people vaccinated
Age group	11,684	24,650	36,334
16-24 years	900	304	1,204
25-34 years	1,442	774	2,216
35-44 years	1,851	1,402	3,253
45-54 years	2,188	2,797	4,985
55-64 years	2,759	5,909	8,668
65-74 years	1,770	8,681	10,451
75-84 years	611	3,844	4,455
85+ years	163	939	1,102
Race	11,684	24,650	36,334
White	7,969	18,132	26,101
Black	348	468	816
American Indian/Alaskan	47	85	132
Other	812	1,290	2,102
Unknown	2,508	4,675	7,183
Other race includes Asian, native Hawaiian/Pacific Islander, or other.			
Ethnicity	11,684	24,650	36,334
Hispanic	1,968	2,204	4,172
Non-Hispanic	5,477	14,174	19,651
Unknown	4,239	8,272	12,511
Gender	11,684	24,650	36,334
Female	5,836	12,887	18,723
Male	5,838	11,761	17,599
Unknown	10	2	12

COVID-19 doses administered for the past 2 weeks

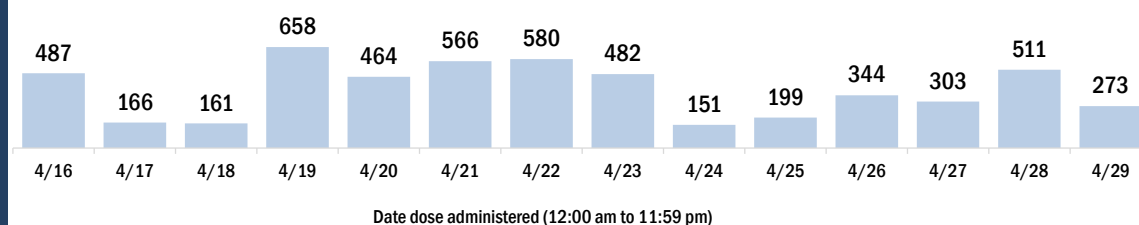


Persons vaccinated for COVID-19 for the past 2 weeks

Number of persons who received their first dose of a two-dose series of the COVID-19 vaccine



Number of persons who completed the COVID-19 vaccine series



COVID-19: Nassau County vaccine summary

Vaccination data through Apr 29, 2021 as of Apr 30, 2021 at 12:05 AM

Data in this report are provisional and subject to change.

Data in this summary pertain to COVID-19 vaccines approved by the U.S. Food and Drug Administration and have been issued an Emergency Use Authorization (Janssen COVID-19 Vaccine, Moderna COVID-19 Vaccine and Pfizer-BioNTech COVID-19 Vaccine). These data summarize the number of people who have received either their first dose or have completed the series for a COVID-19 vaccine. **A person can only be counted in one category, first dose or series complete.** For persons receiving Moderna or Pfizer vaccines, once they receive their second dose, they are moved from the first dose column to the series completed column. **Because of this, the total first dose category may show a change from report to report not matching the total receiving their first dose from the previous day.** Persons receiving Johnson & Johnson vaccines will always be counted in the series completed column.

COVID-19 doses for vaccinated persons in Florida

Doses administered 59,572

People receiving one dose of a 1-dose series (Johnson & Johnson) or receiving only one dose of a 2-dose series (Moderna, Pfizer) count once. Persons receiving both doses of a 2-dose series count twice.

Current status of persons vaccinated for COVID-19 in Florida

Total people vaccinated 33,612

First dose 5,592

Series completed 28,020

Completed 1-dose series 2,060

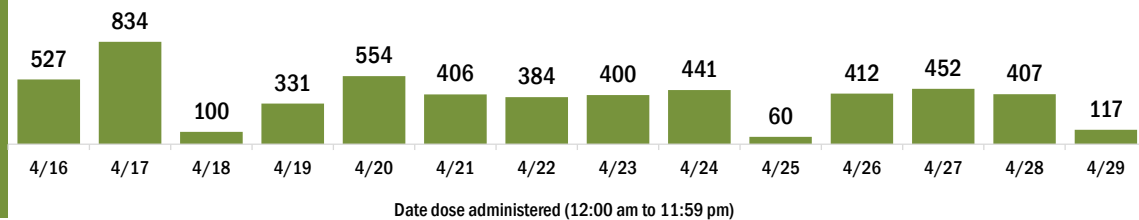
Completed 2-dose series 25,960

First dose: current number of people who have only received their first dose of the Moderna or Pfizer vaccine.

Series complete: current number of people who have received both Moderna or Pfizer vaccine doses or one Johnson & Johnson dose and are considered fully immunized.

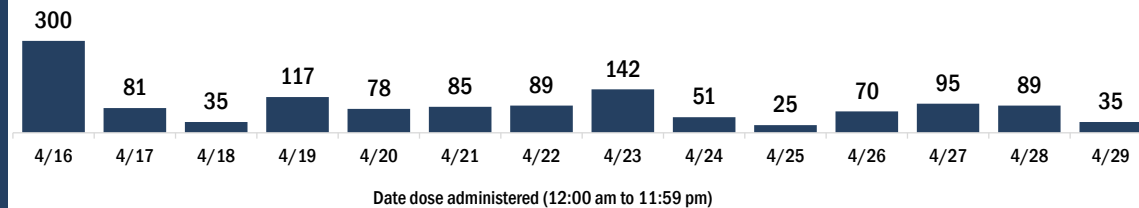
Demographic summary	First dose	Series complete	Total people vaccinated
Age group	5,592	28,020	33,612
16-24 years	733	491	1,224
25-34 years	703	921	1,624
35-44 years	814	1,753	2,567
45-54 years	897	2,907	3,804
55-64 years	1,029	6,464	7,493
65-74 years	817	9,533	10,350
75-84 years	447	4,629	5,076
85+ years	152	1,322	1,474
Race	5,592	28,020	33,612
White	4,171	22,845	27,016
Black	328	1,264	1,592
American Indian/Alaskan	37	96	133
Other	335	1,400	1,735
Unknown	721	2,415	3,136
Other race includes Asian, native Hawaiian/Pacific Islander, or other.			
Ethnicity	5,592	28,020	33,612
Hispanic	318	655	973
Non-Hispanic	3,862	22,079	25,941
Unknown	1,412	5,286	6,698
Gender	5,592	28,020	33,612
Female	3,022	15,692	18,714
Male	2,562	12,327	14,889
Unknown	8	1	9

COVID-19 doses administered for the past 2 weeks

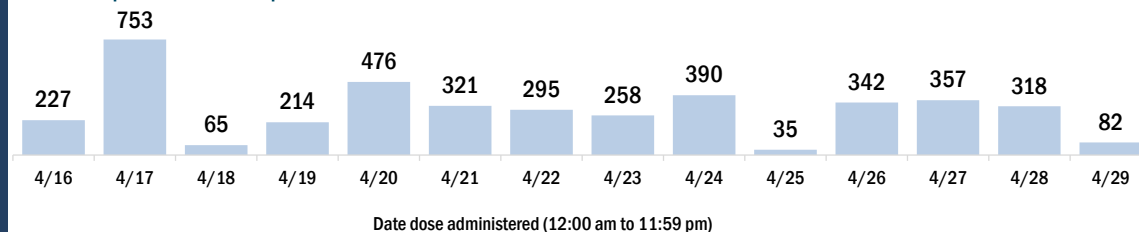


Persons vaccinated for COVID-19 for the past 2 weeks

Number of persons who received their first dose of a two-dose series of the COVID-19 vaccine



Number of persons who completed the COVID-19 vaccine series



COVID-19: Okaloosa County vaccine summary

Vaccination data through Apr 29, 2021 as of Apr 30, 2021 at 12:05 AM

Data in this report are provisional and subject to change.

Data in this summary pertain to COVID-19 vaccines approved by the U.S. Food and Drug Administration and have been issued an Emergency Use Authorization (Janssen COVID-19 Vaccine, Moderna COVID-19 Vaccine and Pfizer-BioNTech COVID-19 Vaccine). These data summarize the number of people who have received either their first dose or have completed the series for a COVID-19 vaccine. **A person can only be counted in one category, first dose or series complete.** For persons receiving Moderna or Pfizer vaccines, once they receive their second dose, they are moved from the first dose column to the series completed column. **Because of this, the total first dose category may show a change from report to report not matching the total receiving their first dose from the previous day.** Persons receiving Johnson & Johnson vaccines will always be counted in the series completed column.

COVID-19 doses for vaccinated persons in Florida

Doses administered 100,587

People receiving one dose of a 1-dose series (Johnson & Johnson) or receiving only one dose of a 2-dose series (Moderna, Pfizer) count once. Persons receiving both doses of a 2-dose series count twice.

Current status of persons vaccinated for COVID-19 in Florida

Total people vaccinated 59,803

First dose 15,404

Series completed 44,399

Completed 1-dose series 3,615

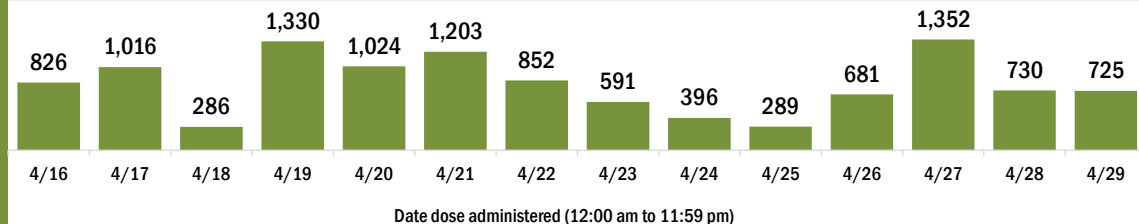
Completed 2-dose series 40,784

First dose: current number of people who have only received their first dose of the Moderna or Pfizer vaccine.

Series complete: current number of people who have received both Moderna or Pfizer vaccine doses or one Johnson & Johnson dose and are considered fully immunized.

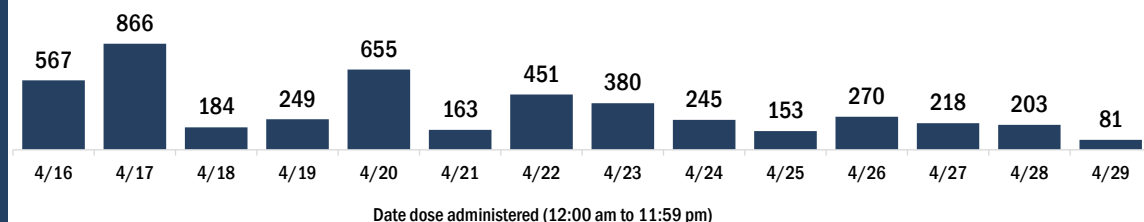
Demographic summary	First dose	Series complete	Total people vaccinated
Age group	15,404	44,399	59,803
16-24 years	1,639	922	2,561
25-34 years	2,480	2,009	4,489
35-44 years	2,485	3,279	5,764
45-54 years	2,414	4,753	7,167
55-64 years	3,131	10,107	13,238
65-74 years	1,832	13,342	15,174
75-84 years	1,038	7,309	8,347
85+ years	385	2,678	3,063
Race	15,404	44,399	59,803
White	8,880	31,327	40,207
Black	1,079	2,237	3,316
American Indian/Alaskan	84	170	254
Other	1,670	3,927	5,597
Unknown	3,691	6,738	10,429
Other race includes Asian, native Hawaiian/Pacific Islander, or other.			
Ethnicity	15,404	44,399	59,803
Hispanic	1,102	1,430	2,532
Non-Hispanic	7,887	28,212	36,099
Unknown	6,415	14,757	21,172
Gender	15,404	44,399	59,803
Female	8,214	25,489	33,703
Male	7,066	18,882	25,948
Unknown	124	28	152

COVID-19 doses administered for the past 2 weeks

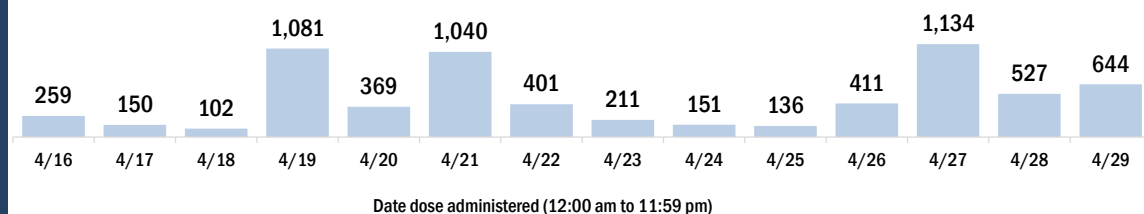


Persons vaccinated for COVID-19 for the past 2 weeks

Number of persons who received their first dose of a two-dose series of the COVID-19 vaccine



Number of persons who completed the COVID-19 vaccine series



COVID-19: Okeechobee County vaccine summary

Vaccination data through Apr 29, 2021 as of Apr 30, 2021 at 12:05 AM

Data in this report are provisional and subject to change.

Data in this summary pertain to COVID-19 vaccines approved by the U.S. Food and Drug Administration and have been issued an Emergency Use Authorization (Janssen COVID-19 Vaccine, Moderna COVID-19 Vaccine and Pfizer-BioNTech COVID-19 Vaccine). These data summarize the number of people who have received either their first dose or have completed the series for a COVID-19 vaccine. **A person can only be counted in one category, first dose or series complete.** For persons receiving Moderna or Pfizer vaccines, once they receive their second dose, they are moved from the first dose column to the series completed column. **Because of this, the total first dose category may show a change from report to report not matching the total receiving their first dose from the previous day.** Persons receiving Johnson & Johnson vaccines will always be counted in the series completed column.

COVID-19 doses for vaccinated persons in Florida

Doses administered 19,423

People receiving one dose of a 1-dose series (Johnson & Johnson) or receiving only one dose of a 2-dose series (Moderna, Pfizer) count once. Persons receiving both doses of a 2-dose series count twice.

Current status of persons vaccinated for COVID-19 in Florida

Total people vaccinated 11,715

First dose 3,501

Series completed 8,214

Completed 1-dose series 506

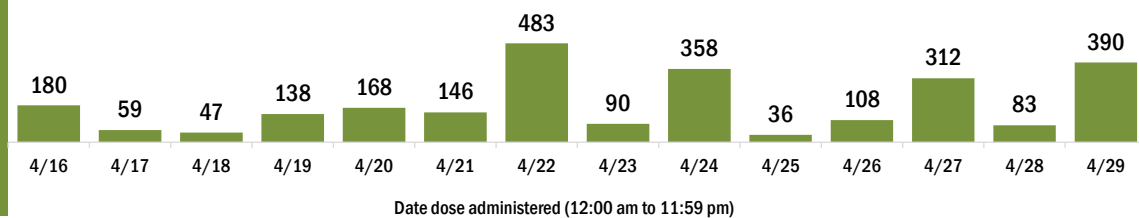
Completed 2-dose series 7,708

First dose: current number of people who have only received their first dose of the Moderna or Pfizer vaccine.

Series complete: current number of people who have received both Moderna or Pfizer vaccine doses or one Johnson & Johnson dose and are considered fully immunized.

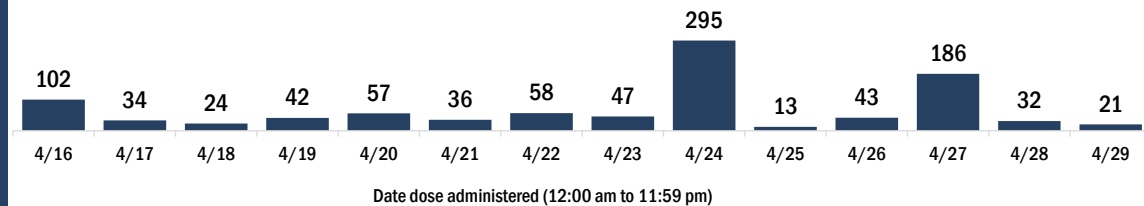
Demographic summary	First dose	Series complete	Total people vaccinated
Age group	3,501	8,214	11,715
16-24 years	237	126	363
25-34 years	383	266	649
35-44 years	472	415	887
45-54 years	683	649	1,332
55-64 years	923	1,349	2,272
65-74 years	472	2,945	3,417
75-84 years	266	1,925	2,191
85+ years	65	539	604
Race	3,501	8,214	11,715
White	2,209	6,551	8,760
Black	164	188	352
American Indian/Alaskan	11	41	52
Other	257	738	995
Unknown	860	696	1,556
Other race includes Asian, native Hawaiian/Pacific Islander, or other.			
Ethnicity	3,501	8,214	11,715
Hispanic	633	835	1,468
Non-Hispanic	1,489	5,828	7,317
Unknown	1,379	1,551	2,930
Gender	3,501	8,214	11,715
Female	1,396	4,611	6,007
Male	2,100	3,603	5,703
Unknown	5	0	5

COVID-19 doses administered for the past 2 weeks

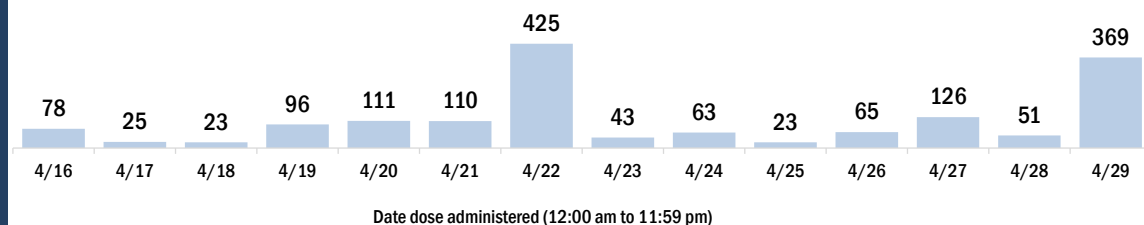


Persons vaccinated for COVID-19 for the past 2 weeks

Number of persons who received their first dose of a two-dose series of the COVID-19 vaccine



Number of persons who completed the COVID-19 vaccine series



COVID-19: Orange County vaccine summary

Vaccination data through Apr 29, 2021 as of Apr 30, 2021 at 12:05 AM

Data in this report are provisional and subject to change.

Data in this summary pertain to COVID-19 vaccines approved by the U.S. Food and Drug Administration and have been issued an Emergency Use Authorization (Janssen COVID-19 Vaccine, Moderna COVID-19 Vaccine and Pfizer-BioNTech COVID-19 Vaccine). These data summarize the number of people who have received either their first dose or have completed the series for a COVID-19 vaccine. **A person can only be counted in one category, first dose or series complete.** For persons receiving Moderna or Pfizer vaccines, once they receive their second dose, they are moved from the first dose column to the series completed column. **Because of this, the total first dose category may show a change from report to report not matching the total receiving their first dose from the previous day.** Persons receiving Johnson & Johnson vaccines will always be counted in the series completed column.

COVID-19 doses for vaccinated persons in Florida

Doses administered 854,572

People receiving one dose of a 1-dose series (Johnson & Johnson) or receiving only one dose of a 2-dose series (Moderna, Pfizer) count once. Persons receiving both doses of a 2-dose series count twice.

Current status of persons vaccinated for COVID-19 in Florida

Total people vaccinated 536,761

First dose 164,927

Series completed 371,834

Completed 1-dose series 54,023

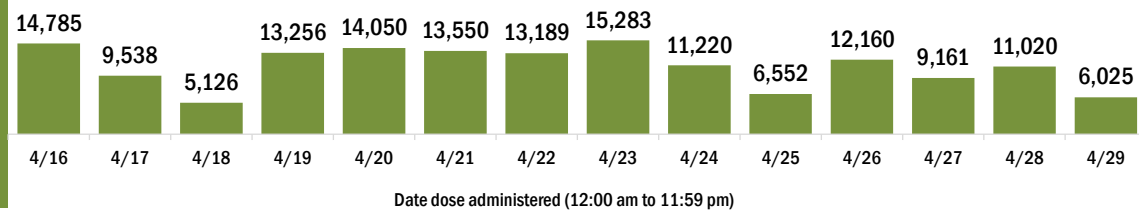
Completed 2-dose series 317,811

First dose: current number of people who have only received their first dose of the Moderna or Pfizer vaccine.

Series complete: current number of people who have received both Moderna or Pfizer vaccine doses or one Johnson & Johnson dose and are considered fully immunized.

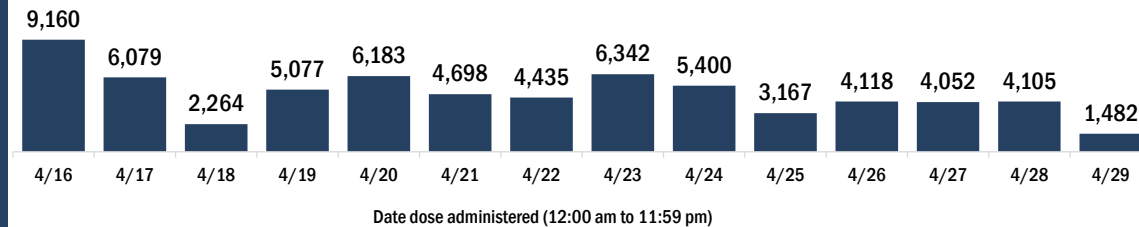
Demographic summary	First dose	Series complete	Total people vaccinated
Age group	164,927	371,834	536,761
16-24 years	29,854	19,695	49,549
25-34 years	35,955	36,444	72,399
35-44 years	33,152	52,982	86,134
45-54 years	26,379	67,166	93,545
55-64 years	20,440	78,073	98,513
65-74 years	10,486	72,511	82,997
75-84 years	5,279	33,177	38,456
85+ years	3,382	11,786	15,168
Race	164,927	371,834	536,761
White	89,817	225,537	315,354
Black	13,609	29,408	43,017
American Indian/Alaskan	708	1,027	1,735
Other	29,370	62,385	91,755
Unknown	31,423	53,477	84,900
Other race includes Asian, native Hawaiian/Pacific Islander, or other.			
Ethnicity	164,927	371,834	536,761
Hispanic	32,987	43,454	76,441
Non-Hispanic	65,219	191,970	257,189
Unknown	66,721	136,410	203,131
Gender	164,927	371,834	536,761
Female	84,533	206,787	291,320
Male	78,361	164,075	242,436
Unknown	2,033	972	3,005

COVID-19 doses administered for the past 2 weeks

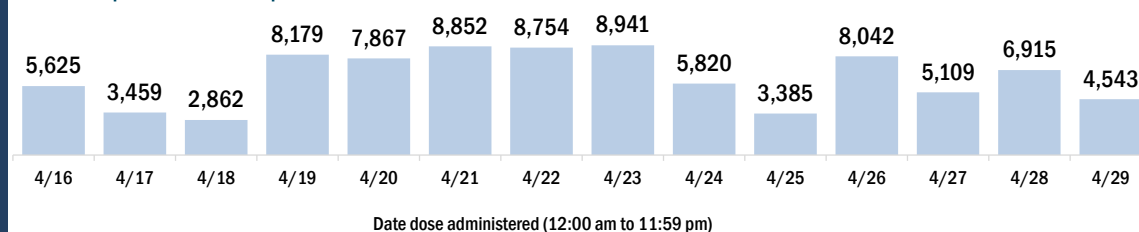


Persons vaccinated for COVID-19 for the past 2 weeks

Number of persons who received their first dose of a two-dose series of the COVID-19 vaccine



Number of persons who completed the COVID-19 vaccine series



COVID-19: Osceola County vaccine summary

Vaccination data through Apr 29, 2021 as of Apr 30, 2021 at 12:05 AM

Data in this report are provisional and subject to change.

Data in this summary pertain to COVID-19 vaccines approved by the U.S. Food and Drug Administration and have been issued an Emergency Use Authorization (Janssen COVID-19 Vaccine, Moderna COVID-19 Vaccine and Pfizer-BioNTech COVID-19 Vaccine). These data summarize the number of people who have received either their first dose or have completed the series for a COVID-19 vaccine. **A person can only be counted in one category, first dose or series complete.** For persons receiving Moderna or Pfizer vaccines, once they receive their second dose, they are moved from the first dose column to the series completed column. **Because of this, the total first dose category may show a change from report to report not matching the total receiving their first dose from the previous day.** Persons receiving Johnson & Johnson vaccines will always be counted in the series completed column.

COVID-19 doses for vaccinated persons in Florida

Doses administered 214,764

People receiving one dose of a 1-dose series (Johnson & Johnson) or receiving only one dose of a 2-dose series (Moderna, Pfizer) count once. Persons receiving both doses of a 2-dose series count twice.

Current status of persons vaccinated for COVID-19 in Florida

Total people vaccinated 135,436

First dose 45,269

Series completed 90,167

Completed 1-dose series 10,839

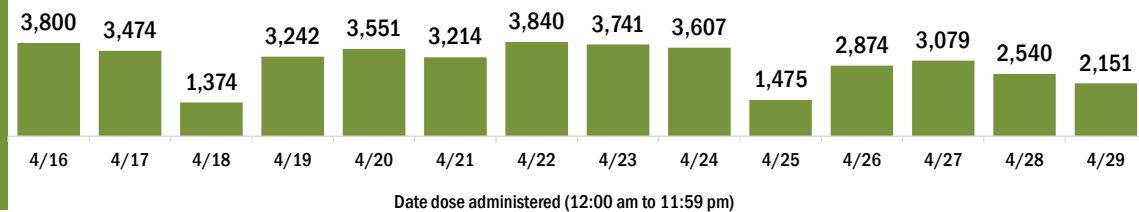
Completed 2-dose series 79,328

First dose: current number of people who have only received their first dose of the Moderna or Pfizer vaccine.

Series complete: current number of people who have received both Moderna or Pfizer vaccine doses or one Johnson & Johnson dose and are considered fully immunized.

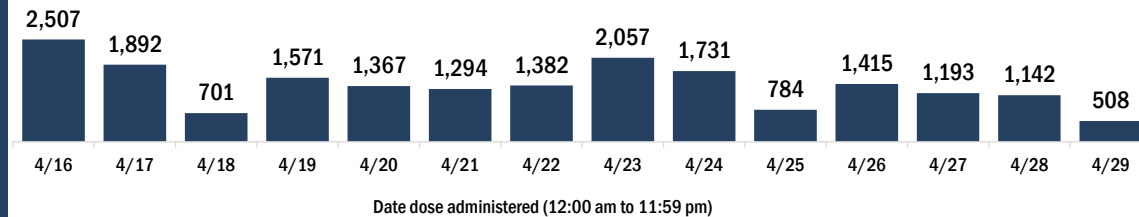
Demographic summary	First dose	Series complete	Total people vaccinated
Age group	45,269	90,167	135,436
16-24 years	7,581	3,267	10,848
25-34 years	8,306	6,357	14,663
35-44 years	9,181	10,054	19,235
45-54 years	8,047	15,539	23,586
55-64 years	6,490	19,840	26,330
65-74 years	3,419	21,819	25,238
75-84 years	1,693	10,329	12,022
85+ years	552	2,962	3,514
Race	45,269	90,167	135,436
White	25,084	54,591	79,675
Black	2,380	4,918	7,298
American Indian/Alaskan	203	424	627
Other	7,930	16,133	24,063
Unknown	9,672	14,101	23,773
Other race includes Asian, native Hawaiian/Pacific Islander, or other.			
Ethnicity	45,269	90,167	135,436
Hispanic	16,092	26,749	42,841
Non-Hispanic	11,479	34,748	46,227
Unknown	17,698	28,670	46,368
Gender	45,269	90,167	135,436
Female	23,935	51,270	75,205
Male	21,192	38,832	60,024
Unknown	142	65	207

COVID-19 doses administered for the past 2 weeks

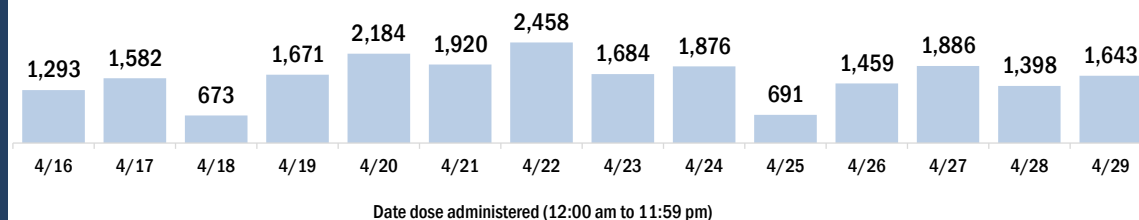


Persons vaccinated for COVID-19 for the past 2 weeks

Number of persons who received their first dose of a two-dose series of the COVID-19 vaccine



Number of persons who completed the COVID-19 vaccine series



COVID-19: Palm Beach County vaccine summary

Vaccination data through Apr 29, 2021 as of Apr 30, 2021 at 12:05 AM

Data in this report are provisional and subject to change.

Data in this summary pertain to COVID-19 vaccines approved by the U.S. Food and Drug Administration and have been issued an Emergency Use Authorization (Janssen COVID-19 Vaccine, Moderna COVID-19 Vaccine and Pfizer-BioNTech COVID-19 Vaccine). These data summarize the number of people who have received either their first dose or have completed the series for a COVID-19 vaccine. **A person can only be counted in one category, first dose or series complete.** For persons receiving Moderna or Pfizer vaccines, once they receive their second dose, they are moved from the first dose column to the series completed column. **Because of this, the total first dose category may show a change from report to report not matching the total receiving their first dose from the previous day.** Persons receiving Johnson & Johnson vaccines will always be counted in the series completed column.

COVID-19 doses for vaccinated persons in Florida

Doses administered 1,058,155

People receiving one dose of a 1-dose series (Johnson & Johnson) or receiving only one dose of a 2-dose series (Moderna, Pfizer) count once. Persons receiving both doses of a 2-dose series count twice.

Current status of persons vaccinated for COVID-19 in Florida

Total people vaccinated 648,146

First dose 198,976

Series completed 449,170

Completed 1-dose series 39,161

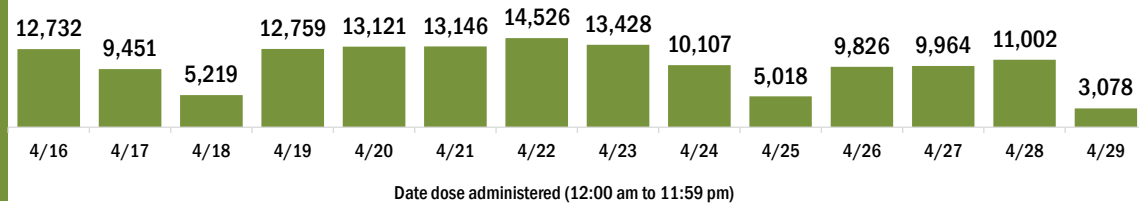
Completed 2-dose series 410,009

First dose: current number of people who have only received their first dose of the Moderna or Pfizer vaccine.

Series complete: current number of people who have received both Moderna or Pfizer vaccine doses or one Johnson & Johnson dose and are considered fully immunized.

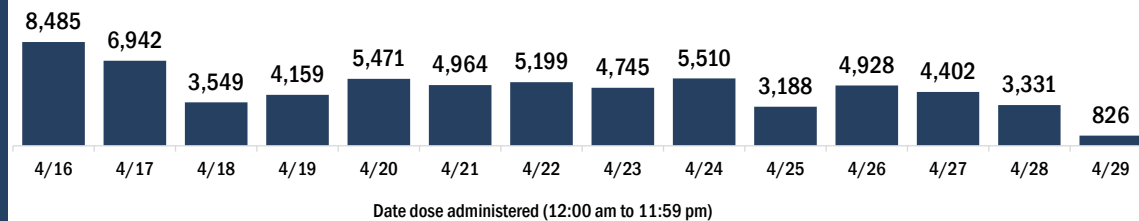
Demographic summary	First dose	Series complete	Total people vaccinated
Age group	198,976	449,170	648,146
16-24 years	21,927	10,088	32,015
25-34 years	26,619	19,405	46,024
35-44 years	31,212	31,433	62,645
45-54 years	34,400	52,619	87,019
55-64 years	35,655	87,815	123,470
65-74 years	25,165	126,746	151,911
75-84 years	16,456	86,013	102,469
85+ years	7,542	35,051	42,593
Race	198,976	449,170	648,146
White	118,200	290,694	408,894
Black	16,122	23,929	40,051
American Indian/Alaskan	854	1,208	2,062
Other	22,837	40,405	63,242
Unknown	40,963	92,934	133,897
Other race includes Asian, native Hawaiian/Pacific Islander, or other.			
Ethnicity	198,976	449,170	648,146
Hispanic	36,917	38,612	75,529
Non-Hispanic	90,555	236,899	327,454
Unknown	71,504	173,659	245,163
Gender	198,976	449,170	648,146
Female	104,005	256,261	360,266
Male	94,401	192,598	286,999
Unknown	570	311	881

COVID-19 doses administered for the past 2 weeks

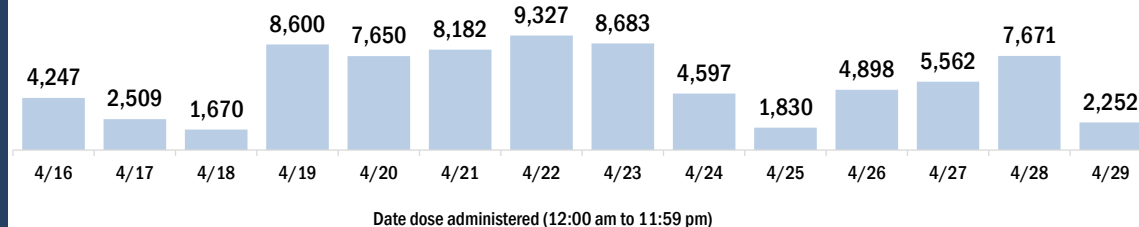


Persons vaccinated for COVID-19 for the past 2 weeks

Number of persons who received their first dose of a two-dose series of the COVID-19 vaccine



Number of persons who completed the COVID-19 vaccine series



COVID-19: Pasco County vaccine summary

Vaccination data through Apr 29, 2021 as of Apr 30, 2021 at 12:05 AM

Data in this report are provisional and subject to change.

Data in this summary pertain to COVID-19 vaccines approved by the U.S. Food and Drug Administration and have been issued an Emergency Use Authorization (Janssen COVID-19 Vaccine, Moderna COVID-19 Vaccine and Pfizer-BioNTech COVID-19 Vaccine). These data summarize the number of people who have received either their first dose or have completed the series for a COVID-19 vaccine. **A person can only be counted in one category, first dose or series complete.** For persons receiving Moderna or Pfizer vaccines, once they receive their second dose, they are moved from the first dose column to the series completed column. **Because of this, the total first dose category may show a change from report to report not matching the total receiving their first dose from the previous day.** Persons receiving Johnson & Johnson vaccines will always be counted in the series completed column.

COVID-19 doses for vaccinated persons in Florida

Doses administered 330,488

People receiving one dose of a 1-dose series (Johnson & Johnson) or receiving only one dose of a 2-dose series (Moderna, Pfizer) count once. Persons receiving both doses of a 2-dose series count twice.

Current status of persons vaccinated for COVID-19 in Florida

Total people vaccinated 201,431

First dose 60,422

Series completed 141,009

Completed 1-dose series 11,952

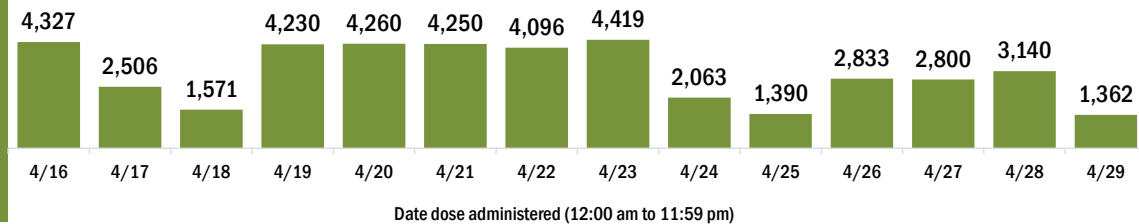
Completed 2-dose series 129,057

First dose: current number of people who have only received their first dose of the Moderna or Pfizer vaccine.

Series complete: current number of people who have received both Moderna or Pfizer vaccine doses or one Johnson & Johnson dose and are considered fully immunized.

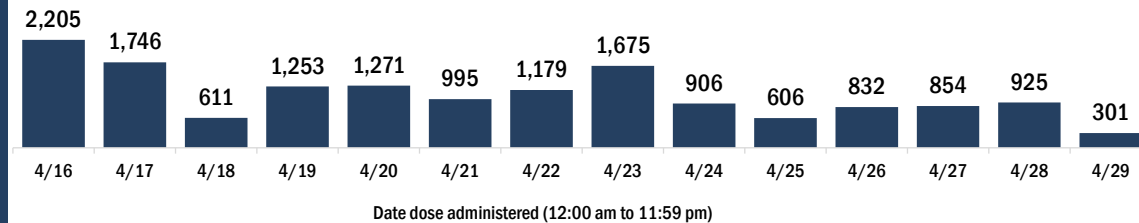
Demographic summary	First dose	Series complete	Total people vaccinated
Age group	60,422	141,009	201,431
16-24 years	6,704	3,367	10,071
25-34 years	6,849	5,892	12,741
35-44 years	9,231	10,957	20,188
45-54 years	9,911	17,567	27,478
55-64 years	10,716	28,274	38,990
65-74 years	9,216	42,037	51,253
75-84 years	5,899	25,339	31,238
85+ years	1,896	7,576	9,472
Race	60,422	141,009	201,431
White	41,803	106,865	148,668
Black	2,414	3,909	6,323
American Indian/Alaskan	313	486	799
Other	6,657	13,058	19,715
Unknown	9,235	16,691	25,926
Other race includes Asian, native Hawaiian/Pacific Islander, or other.			
Ethnicity	60,422	141,009	201,431
Hispanic	5,665	7,985	13,650
Non-Hispanic	31,503	85,991	117,494
Unknown	23,254	47,033	70,287
Gender	60,422	141,009	201,431
Female	32,229	81,788	114,017
Male	28,097	59,123	87,220
Unknown	96	98	194

COVID-19 doses administered for the past 2 weeks

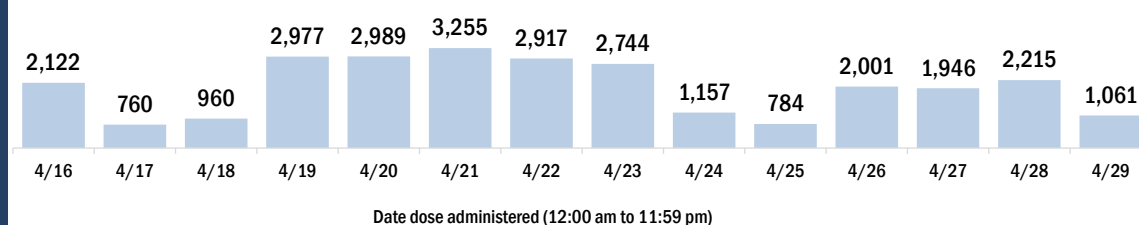


Persons vaccinated for COVID-19 for the past 2 weeks

Number of persons who received their first dose of a two-dose series of the COVID-19 vaccine



Number of persons who completed the COVID-19 vaccine series



COVID-19: Pinellas County vaccine summary

Vaccination data through Apr 29, 2021 as of Apr 30, 2021 at 12:05 AM

Data in this report are provisional and subject to change.

Data in this summary pertain to COVID-19 vaccines approved by the U.S. Food and Drug Administration and have been issued an Emergency Use Authorization (Janssen COVID-19 Vaccine, Moderna COVID-19 Vaccine and Pfizer-BioNTech COVID-19 Vaccine). These data summarize the number of people who have received either their first dose or have completed the series for a COVID-19 vaccine. **A person can only be counted in one category, first dose or series complete.** For persons receiving Moderna or Pfizer vaccines, once they receive their second dose, they are moved from the first dose column to the series completed column. **Because of this, the total first dose category may show a change from report to report not matching the total receiving their first dose from the previous day.** Persons receiving Johnson & Johnson vaccines will always be counted in the series completed column.

COVID-19 doses for vaccinated persons in Florida

Doses administered 719,297

People receiving one dose of a 1-dose series (Johnson & Johnson) or receiving only one dose of a 2-dose series (Moderna, Pfizer) count once. Persons receiving both doses of a 2-dose series count twice.

Current status of persons vaccinated for COVID-19 in Florida

Total people vaccinated 424,279

First dose 108,908

Series completed 315,371

Completed 1-dose series 20,353

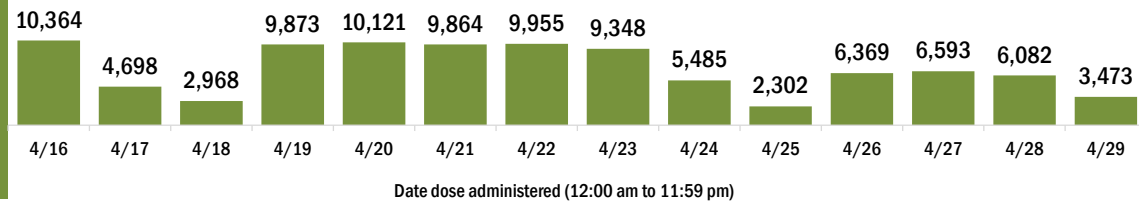
Completed 2-dose series 295,018

First dose: current number of people who have only received their first dose of the Moderna or Pfizer vaccine.

Series complete: current number of people who have received both Moderna or Pfizer vaccine doses or one Johnson & Johnson dose and are considered fully immunized.

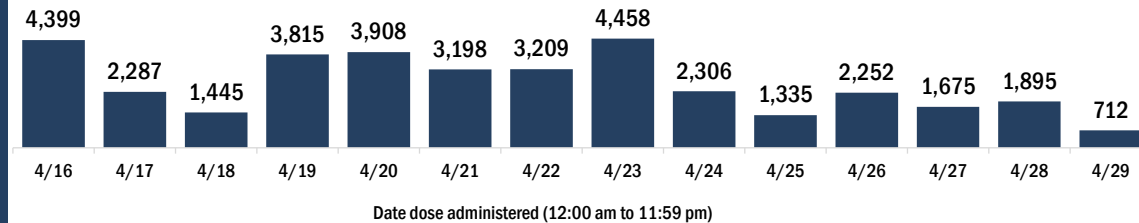
Demographic summary	First dose	Series complete	Total people vaccinated
Age group	108,908	315,371	424,279
16-24 years	12,450	6,681	19,131
25-34 years	17,040	15,928	32,968
35-44 years	16,786	22,919	39,705
45-54 years	16,307	38,072	54,379
55-64 years	19,029	73,654	92,683
65-74 years	14,800	91,626	106,426
75-84 years	8,679	48,281	56,960
85+ years	3,817	18,210	22,027
Race	108,908	315,371	424,279
White	70,611	238,428	309,039
Black	6,531	13,022	19,553
American Indian/Alaskan	464	700	1,164
Other	10,890	24,955	35,845
Unknown	20,412	38,266	58,678
Other race includes Asian, native Hawaiian/Pacific Islander, or other.			
Ethnicity	108,908	315,371	424,279
Hispanic	5,822	10,159	15,981
Non-Hispanic	58,630	198,870	257,500
Unknown	44,456	106,342	150,798
Gender	108,908	315,371	424,279
Female	57,418	181,044	238,462
Male	51,213	133,787	185,000
Unknown	277	540	817

COVID-19 doses administered for the past 2 weeks

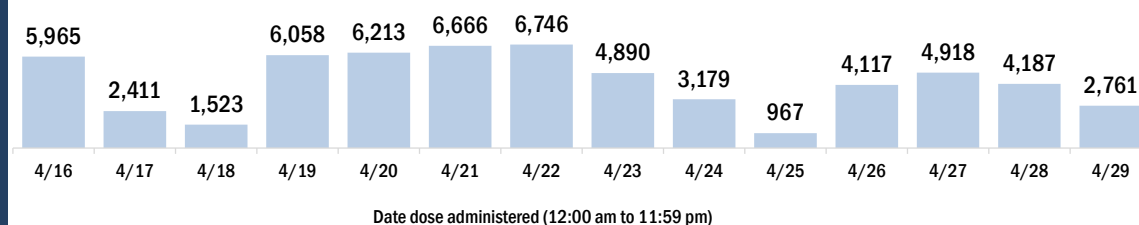


Persons vaccinated for COVID-19 for the past 2 weeks

Number of persons who received their first dose of a two-dose series of the COVID-19 vaccine



Number of persons who completed the COVID-19 vaccine series



COVID-19: Polk County vaccine summary

Vaccination data through Apr 29, 2021 as of Apr 30, 2021 at 12:05 AM

Data in this report are provisional and subject to change.

Data in this summary pertain to COVID-19 vaccines approved by the U.S. Food and Drug Administration and have been issued an Emergency Use Authorization (Janssen COVID-19 Vaccine, Moderna COVID-19 Vaccine and Pfizer-BioNTech COVID-19 Vaccine). These data summarize the number of people who have received either their first dose or have completed the series for a COVID-19 vaccine. **A person can only be counted in one category, first dose or series complete.** For persons receiving Moderna or Pfizer vaccines, once they receive their second dose, they are moved from the first dose column to the series completed column. **Because of this, the total first dose category may show a change from report to report not matching the total receiving their first dose from the previous day.** Persons receiving Johnson & Johnson vaccines will always be counted in the series completed column.

COVID-19 doses for vaccinated persons in Florida

Doses administered 386,655

People receiving one dose of a 1-dose series (Johnson & Johnson) or receiving only one dose of a 2-dose series (Moderna, Pfizer) count once. Persons receiving both doses of a 2-dose series count twice.

Current status of persons vaccinated for COVID-19 in Florida

Total people vaccinated 236,518

First dose 75,685

Series completed 160,833

Completed 1-dose series 10,696

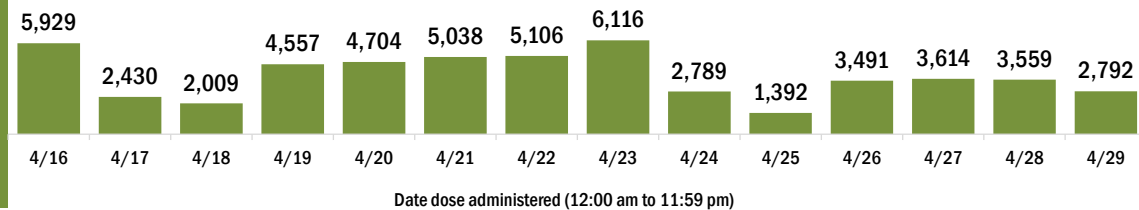
Completed 2-dose series 150,137

First dose: current number of people who have only received their first dose of the Moderna or Pfizer vaccine.

Series complete: current number of people who have received both Moderna or Pfizer vaccine doses or one Johnson & Johnson dose and are considered fully immunized.

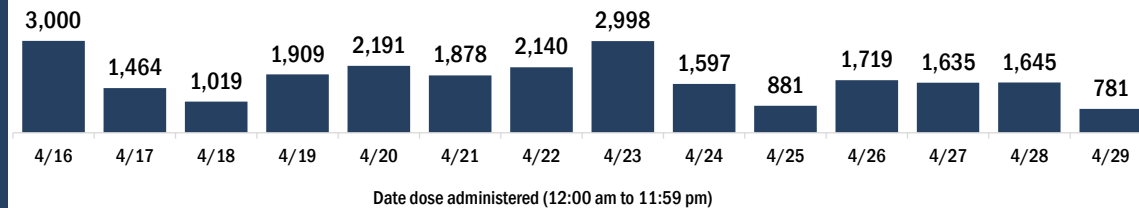
Demographic summary	First dose	Series complete	Total people vaccinated
Age group	75,685	160,833	236,518
16-24 years	7,754	3,588	11,342
25-34 years	10,232	7,540	17,772
35-44 years	11,340	11,188	22,528
45-54 years	12,252	17,898	30,150
55-64 years	12,961	31,832	44,793
65-74 years	11,536	50,113	61,649
75-84 years	7,103	30,041	37,144
85+ years	2,507	8,633	11,140
Race	75,685	160,833	236,518
White	45,964	114,876	160,840
Black	6,612	10,651	17,263
American Indian/Alaskan	550	760	1,310
Other	8,641	13,144	21,785
Unknown	13,918	21,402	35,320
Other race includes Asian, native Hawaiian/Pacific Islander, or other.			
Ethnicity	75,685	160,833	236,518
Hispanic	14,701	15,970	30,671
Non-Hispanic	33,059	93,468	126,527
Unknown	27,925	51,395	79,320
Gender	75,685	160,833	236,518
Female	39,615	91,913	131,528
Male	35,831	68,820	104,651
Unknown	239	100	339

COVID-19 doses administered for the past 2 weeks

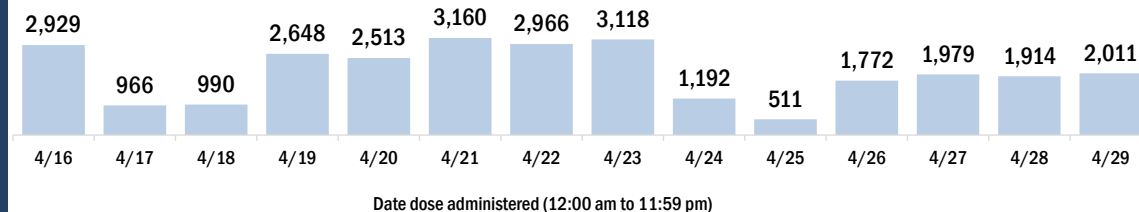


Persons vaccinated for COVID-19 for the past 2 weeks

Number of persons who received their first dose of a two-dose series of the COVID-19 vaccine



Number of persons who completed the COVID-19 vaccine series



COVID-19: Putnam County vaccine summary

Vaccination data through Apr 29, 2021 as of Apr 30, 2021 at 12:05 AM

Data in this report are provisional and subject to change.

Data in this summary pertain to COVID-19 vaccines approved by the U.S. Food and Drug Administration and have been issued an Emergency Use Authorization (Janssen COVID-19 Vaccine, Moderna COVID-19 Vaccine and Pfizer-BioNTech COVID-19 Vaccine). These data summarize the number of people who have received either their first dose or have completed the series for a COVID-19 vaccine. **A person can only be counted in one category, first dose or series complete.** For persons receiving Moderna or Pfizer vaccines, once they receive their second dose, they are moved from the first dose column to the series completed column. **Because of this, the total first dose category may show a change from report to report not matching the total receiving their first dose from the previous day.** Persons receiving Johnson & Johnson vaccines will always be counted in the series completed column.

COVID-19 doses for vaccinated persons in Florida

Doses administered 30,375

People receiving one dose of a 1-dose series (Johnson & Johnson) or receiving only one dose of a 2-dose series (Moderna, Pfizer) count once. Persons receiving both doses of a 2-dose series count twice.

Current status of persons vaccinated for COVID-19 in Florida

Total people vaccinated 18,380

First dose 5,537

Series completed 12,843

Completed 1-dose series 848

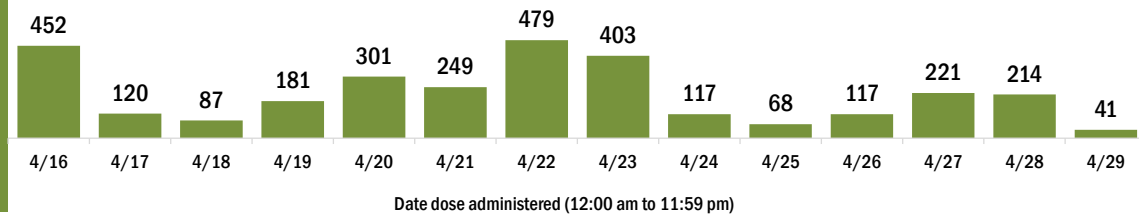
Completed 2-dose series 11,995

First dose: current number of people who have only received their first dose of the Moderna or Pfizer vaccine.

Series complete: current number of people who have received both Moderna or Pfizer vaccine doses or one Johnson & Johnson dose and are considered fully immunized.

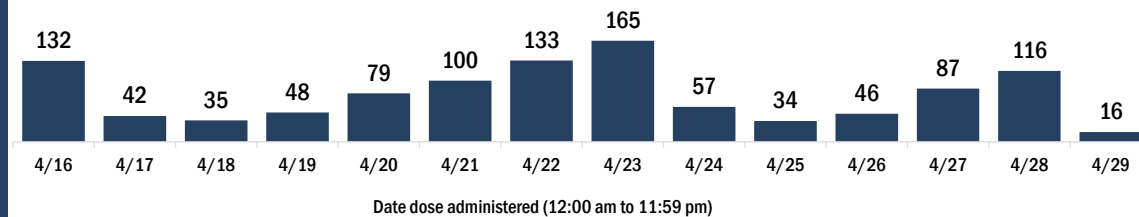
Demographic summary	First dose	Series complete	Total people vaccinated
Age group	5,537	12,843	18,380
16-24 years	294	162	456
25-34 years	423	349	772
35-44 years	549	533	1,082
45-54 years	697	1,121	1,818
55-64 years	1,198	2,820	4,018
65-74 years	1,369	4,586	5,955
75-84 years	762	2,495	3,257
85+ years	245	777	1,022
Race	5,537	12,843	18,380
White	4,090	10,049	14,139
Black	573	1,343	1,916
American Indian/Alaskan	54	96	150
Other	470	729	1,199
Unknown	350	626	976
Other race includes Asian, native Hawaiian/Pacific Islander, or other.			
Ethnicity	5,537	12,843	18,380
Hispanic	372	520	892
Non-Hispanic	4,158	10,133	14,291
Unknown	1,007	2,190	3,197
Gender	5,537	12,843	18,380
Female	2,886	7,381	10,267
Male	2,638	5,457	8,095
Unknown	13	5	18

COVID-19 doses administered for the past 2 weeks

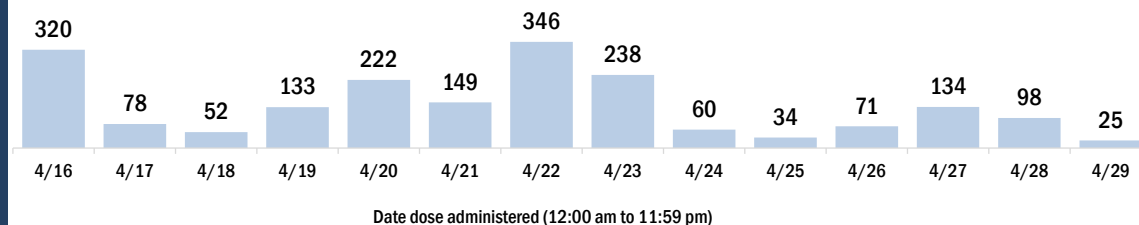


Persons vaccinated for COVID-19 for the past 2 weeks

Number of persons who received their first dose of a two-dose series of the COVID-19 vaccine



Number of persons who completed the COVID-19 vaccine series



COVID-19: Santa Rosa County vaccine summary

Vaccination data through Apr 29, 2021 as of Apr 30, 2021 at 12:05 AM

Data in this report are provisional and subject to change.

Data in this summary pertain to COVID-19 vaccines approved by the U.S. Food and Drug Administration and have been issued an Emergency Use Authorization (Janssen COVID-19 Vaccine, Moderna COVID-19 Vaccine and Pfizer-BioNTech COVID-19 Vaccine). These data summarize the number of people who have received either their first dose or have completed the series for a COVID-19 vaccine. **A person can only be counted in one category, first dose or series complete.** For persons receiving Moderna or Pfizer vaccines, once they receive their second dose, they are moved from the first dose column to the series completed column. **Because of this, the total first dose category may show a change from report to report not matching the total receiving their first dose from the previous day.** Persons receiving Johnson & Johnson vaccines will always be counted in the series completed column.

COVID-19 doses for vaccinated persons in Florida

Doses administered 94,661

People receiving one dose of a 1-dose series (Johnson & Johnson) or receiving only one dose of a 2-dose series (Moderna, Pfizer) count once. Persons receiving both doses of a 2-dose series count twice.

Current status of persons vaccinated for COVID-19 in Florida

Total people vaccinated 57,153

First dose 17,281

Series completed 39,872

Completed 1-dose series 2,364

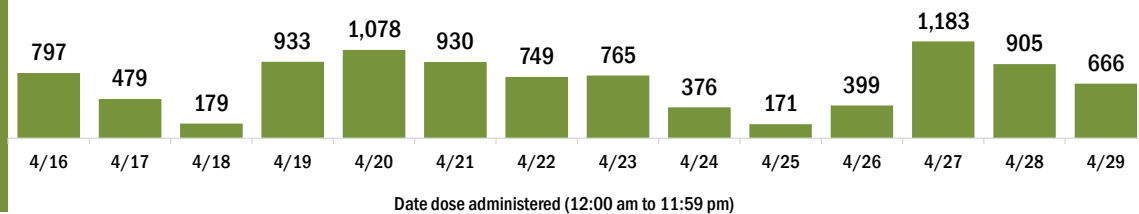
Completed 2-dose series 37,508

First dose: current number of people who have only received their first dose of the Moderna or Pfizer vaccine.

Series complete: current number of people who have received both Moderna or Pfizer vaccine doses or one Johnson & Johnson dose and are considered fully immunized.

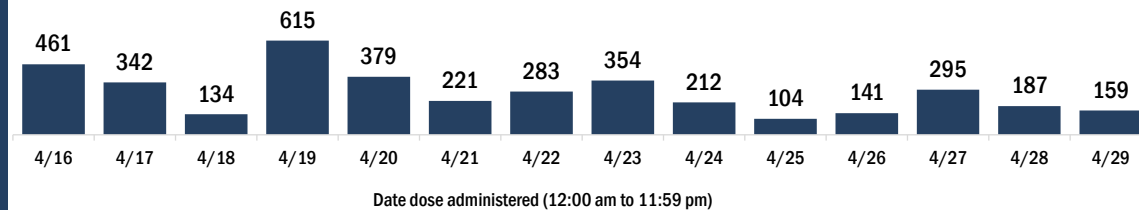
Demographic summary	First dose	Series complete	Total people vaccinated
Age group	17,281	39,872	57,153
16-24 years	1,886	885	2,771
25-34 years	2,189	1,771	3,960
35-44 years	2,797	2,944	5,741
45-54 years	2,949	4,894	7,843
55-64 years	3,424	9,072	12,496
65-74 years	2,473	12,491	14,964
75-84 years	1,169	6,095	7,264
85+ years	394	1,720	2,114
Race	17,281	39,872	57,153
White	10,930	29,681	40,611
Black	1,005	1,218	2,223
American Indian/Alaskan	84	233	317
Other	1,415	2,652	4,067
Unknown	3,847	6,088	9,935
Other race includes Asian, native Hawaiian/Pacific Islander, or other.			
Ethnicity	17,281	39,872	57,153
Hispanic	928	988	1,916
Non-Hispanic	10,258	26,612	36,870
Unknown	6,095	12,272	18,367
Gender	17,281	39,872	57,153
Female	8,864	22,718	31,582
Male	8,398	17,144	25,542
Unknown	19	10	29

COVID-19 doses administered for the past 2 weeks

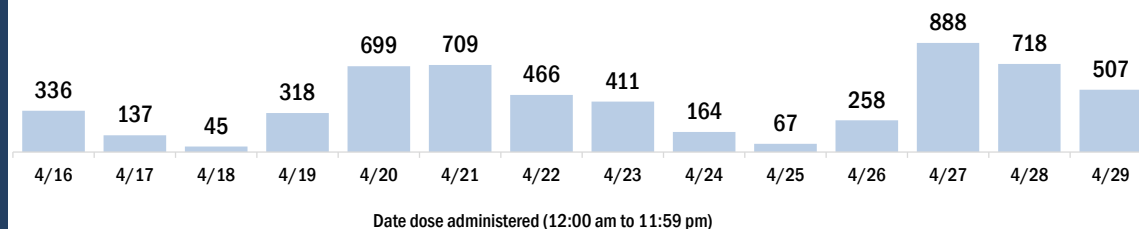


Persons vaccinated for COVID-19 for the past 2 weeks

Number of persons who received their first dose of a two-dose series of the COVID-19 vaccine



Number of persons who completed the COVID-19 vaccine series



COVID-19: Sarasota County vaccine summary

Vaccination data through Apr 29, 2021 as of Apr 30, 2021 at 12:05 AM

Data in this report are provisional and subject to change.

Data in this summary pertain to COVID-19 vaccines approved by the U.S. Food and Drug Administration and have been issued an Emergency Use Authorization (Janssen COVID-19 Vaccine, Moderna COVID-19 Vaccine and Pfizer-BioNTech COVID-19 Vaccine). These data summarize the number of people who have received either their first dose or have completed the series for a COVID-19 vaccine. **A person can only be counted in one category, first dose or series complete.** For persons receiving Moderna or Pfizer vaccines, once they receive their second dose, they are moved from the first dose column to the series completed column. **Because of this, the total first dose category may show a change from report to report not matching the total receiving their first dose from the previous day.** Persons receiving Johnson & Johnson vaccines will always be counted in the series completed column.

COVID-19 doses for vaccinated persons in Florida

Doses administered 398,046

People receiving one dose of a 1-dose series (Johnson & Johnson) or receiving only one dose of a 2-dose series (Moderna, Pfizer) count once. Persons receiving both doses of a 2-dose series count twice.

Current status of persons vaccinated for COVID-19 in Florida

Total people vaccinated 235,660

First dose 64,357

Series completed 171,303

Completed 1-dose series 8,917

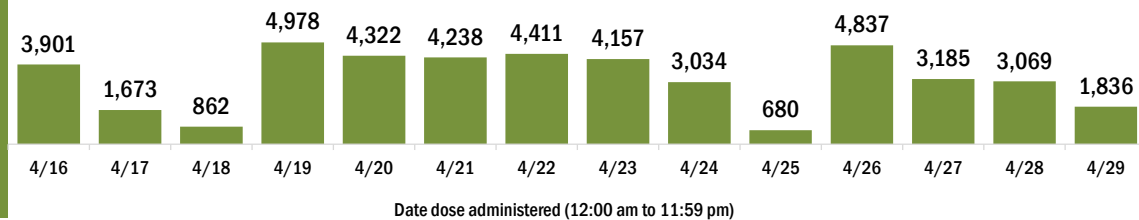
Completed 2-dose series 162,386

First dose: current number of people who have only received their first dose of the Moderna or Pfizer vaccine.

Series complete: current number of people who have received both Moderna or Pfizer vaccine doses or one Johnson & Johnson dose and are considered fully immunized.

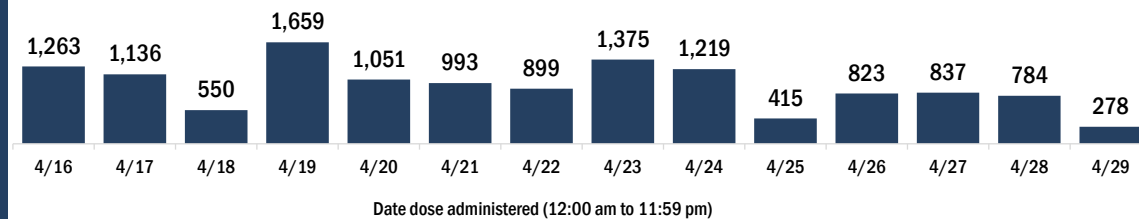
Demographic summary	First dose	Series complete	Total people vaccinated
Age group	64,357	171,303	235,660
16-24 years	5,435	1,930	7,365
25-34 years	5,631	3,692	9,323
35-44 years	6,815	6,105	12,920
45-54 years	8,346	12,347	20,693
55-64 years	11,888	30,250	42,138
65-74 years	13,551	62,627	76,178
75-84 years	8,984	40,325	49,309
85+ years	3,707	14,027	17,734
Race	64,357	171,303	235,660
White	47,956	137,064	185,020
Black	1,395	2,346	3,741
American Indian/Alaskan	239	591	830
Other	5,037	10,946	15,983
Unknown	9,730	20,356	30,086
Other race includes Asian, native Hawaiian/Pacific Islander, or other.			
Ethnicity	64,357	171,303	235,660
Hispanic	5,271	4,953	10,224
Non-Hispanic	38,621	115,883	154,504
Unknown	20,465	50,467	70,932
Gender	64,357	171,303	235,660
Female	34,110	96,804	130,914
Male	30,095	74,397	104,492
Unknown	152	102	254

COVID-19 doses administered for the past 2 weeks

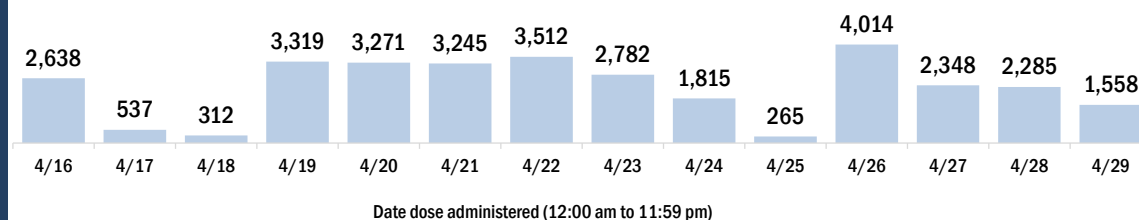


Persons vaccinated for COVID-19 for the past 2 weeks

Number of persons who received their first dose of a two-dose series of the COVID-19 vaccine



Number of persons who completed the COVID-19 vaccine series



COVID-19: Seminole County vaccine summary

Vaccination data through Apr 29, 2021 as of Apr 30, 2021 at 12:05 AM

Data in this report are provisional and subject to change.

Data in this summary pertain to COVID-19 vaccines approved by the U.S. Food and Drug Administration and have been issued an Emergency Use Authorization (Janssen COVID-19 Vaccine, Moderna COVID-19 Vaccine and Pfizer-BioNTech COVID-19 Vaccine). These data summarize the number of people who have received either their first dose or have completed the series for a COVID-19 vaccine. **A person can only be counted in one category, first dose or series complete.** For persons receiving Moderna or Pfizer vaccines, once they receive their second dose, they are moved from the first dose column to the series completed column. **Because of this, the total first dose category may show a change from report to report not matching the total receiving their first dose from the previous day.** Persons receiving Johnson & Johnson vaccines will always be counted in the series completed column.

COVID-19 doses for vaccinated persons in Florida

Doses administered 290,086

People receiving one dose of a 1-dose series (Johnson & Johnson) or receiving only one dose of a 2-dose series (Moderna, Pfizer) count once. Persons receiving both doses of a 2-dose series count twice.

Current status of persons vaccinated for COVID-19 in Florida

Total people vaccinated 176,657

First dose 53,124

Series completed 123,533

Completed 1-dose series 10,104

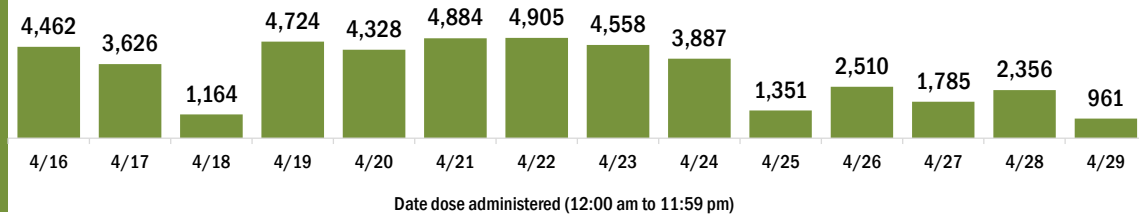
Completed 2-dose series 113,429

First dose: current number of people who have only received their first dose of the Moderna or Pfizer vaccine.

Series complete: current number of people who have received both Moderna or Pfizer vaccine doses or one Johnson & Johnson dose and are considered fully immunized.

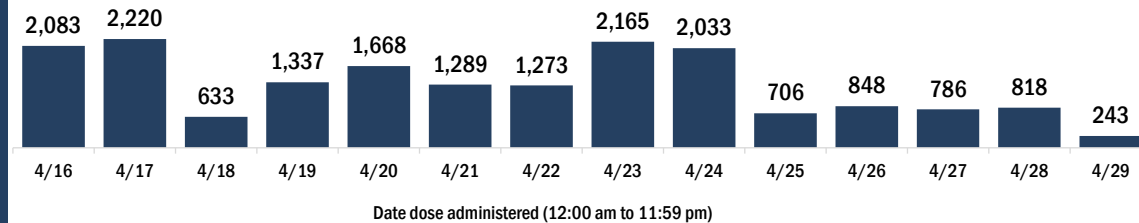
Demographic summary	First dose	Series complete	Total people vaccinated
Age group	53,124	123,533	176,657
16-24 years	10,342	4,982	15,324
25-34 years	10,702	8,682	19,384
35-44 years	10,876	14,278	25,154
45-54 years	8,477	20,237	28,714
55-64 years	6,814	26,937	33,751
65-74 years	3,386	28,930	32,316
75-84 years	1,729	14,125	15,854
85+ years	798	5,362	6,160
Race	53,124	123,533	176,657
White	32,831	87,811	120,642
Black	3,897	7,907	11,804
American Indian/Alaskan	256	528	784
Other	8,673	17,457	26,130
Unknown	7,467	9,830	17,297
Other race includes Asian, native Hawaiian/Pacific Islander, or other.			
Ethnicity	53,124	123,533	176,657
Hispanic	9,441	13,320	22,761
Non-Hispanic	27,842	79,521	107,363
Unknown	15,841	30,692	46,533
Gender	53,124	123,533	176,657
Female	27,216	70,906	98,122
Male	25,682	52,514	78,196
Unknown	226	113	339

COVID-19 doses administered for the past 2 weeks

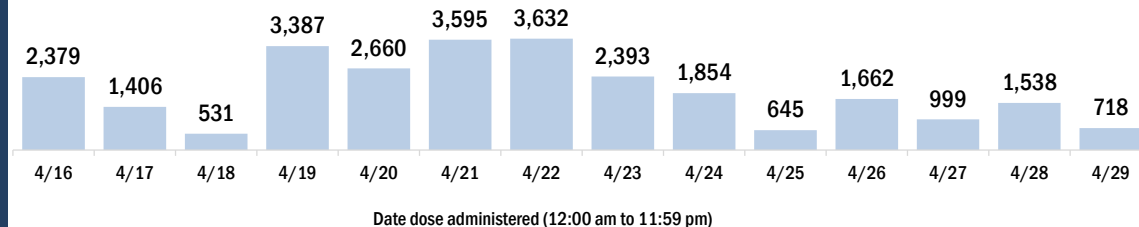


Persons vaccinated for COVID-19 for the past 2 weeks

Number of persons who received their first dose of a two-dose series of the COVID-19 vaccine



Number of persons who completed the COVID-19 vaccine series



COVID-19: St. Johns County vaccine summary

Vaccination data through Apr 29, 2021 as of Apr 30, 2021 at 12:05 AM

Data in this report are provisional and subject to change.

Data in this summary pertain to COVID-19 vaccines approved by the U.S. Food and Drug Administration and have been issued an Emergency Use Authorization (Janssen COVID-19 Vaccine, Moderna COVID-19 Vaccine and Pfizer-BioNTech COVID-19 Vaccine). These data summarize the number of people who have received either their first dose or have completed the series for a COVID-19 vaccine. **A person can only be counted in one category, first dose or series complete.** For persons receiving Moderna or Pfizer vaccines, once they receive their second dose, they are moved from the first dose column to the series completed column. **Because of this, the total first dose category may show a change from report to report not matching the total receiving their first dose from the previous day.** Persons receiving Johnson & Johnson vaccines will always be counted in the series completed column.

COVID-19 doses for vaccinated persons in Florida

Doses administered 219,523

People receiving one dose of a 1-dose series (Johnson & Johnson) or receiving only one dose of a 2-dose series (Moderna, Pfizer) count once. Persons receiving both doses of a 2-dose series count twice.

Current status of persons vaccinated for COVID-19 in Florida

Total people vaccinated 124,713

First dose 24,539

Series completed 100,174

Completed 1-dose series 5,364

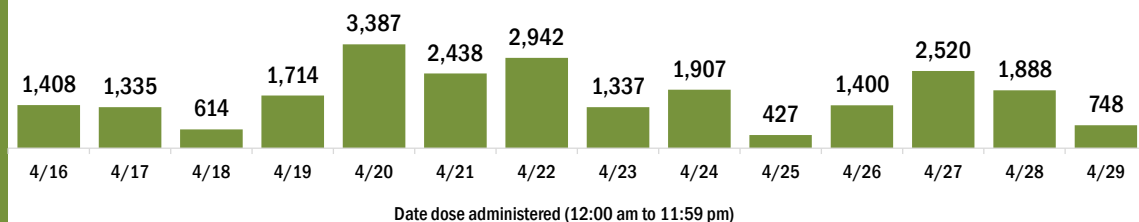
Completed 2-dose series 94,810

First dose: current number of people who have only received their first dose of the Moderna or Pfizer vaccine.

Series complete: current number of people who have received both Moderna or Pfizer vaccine doses or one Johnson & Johnson dose and are considered fully immunized.

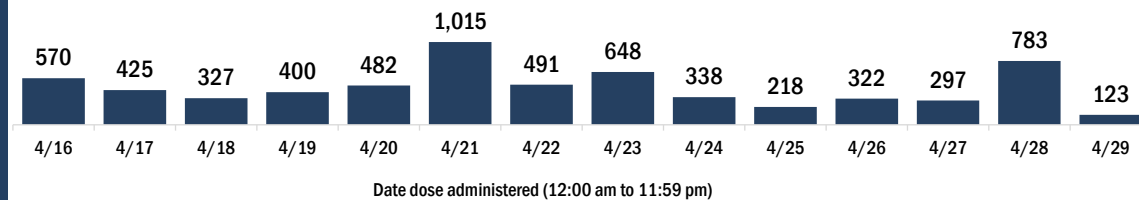
Demographic summary	First dose	Series complete	Total people vaccinated
Age group	24,539	100,174	124,713
16-24 years	4,379	3,305	7,684
25-34 years	3,240	4,669	7,909
35-44 years	4,834	11,133	15,967
45-54 years	4,315	14,692	19,007
55-64 years	3,704	21,096	24,800
65-74 years	2,341	27,903	30,244
75-84 years	1,207	13,546	14,753
85+ years	519	3,830	4,349
Race	24,539	100,174	124,713
White	15,764	75,744	91,508
Black	977	2,888	3,865
American Indian/Alaskan	80	278	358
Other	2,908	9,389	12,297
Unknown	4,810	11,875	16,685
Other race includes Asian, native Hawaiian/Pacific Islander, or other.			
Ethnicity	24,539	100,174	124,713
Hispanic	1,682	3,870	5,552
Non-Hispanic	13,775	67,222	80,997
Unknown	9,082	29,082	38,164
Gender	24,539	100,174	124,713
Female	12,772	55,691	68,463
Male	11,737	44,466	56,203
Unknown	30	17	47

COVID-19 doses administered for the past 2 weeks

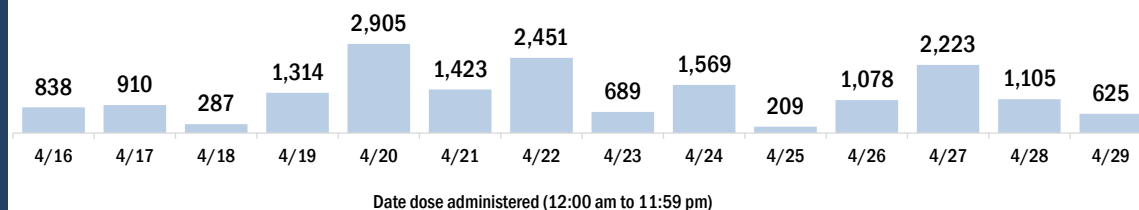


Persons vaccinated for COVID-19 for the past 2 weeks

Number of persons who received their first dose of a two-dose series of the COVID-19 vaccine



Number of persons who completed the COVID-19 vaccine series



COVID-19: St. Lucie County vaccine summary

Vaccination data through Apr 29, 2021 as of Apr 30, 2021 at 12:05 AM

Data in this report are provisional and subject to change.

Data in this summary pertain to COVID-19 vaccines approved by the U.S. Food and Drug Administration and have been issued an Emergency Use Authorization (Janssen COVID-19 Vaccine, Moderna COVID-19 Vaccine and Pfizer-BioNTech COVID-19 Vaccine). These data summarize the number of people who have received either their first dose or have completed the series for a COVID-19 vaccine. **A person can only be counted in one category, first dose or series complete.** For persons receiving Moderna or Pfizer vaccines, once they receive their second dose, they are moved from the first dose column to the series completed column. **Because of this, the total first dose category may show a change from report to report not matching the total receiving their first dose from the previous day.** Persons receiving Johnson & Johnson vaccines will always be counted in the series completed column.

COVID-19 doses for vaccinated persons in Florida

Doses administered 196,195

People receiving one dose of a 1-dose series (Johnson & Johnson) or receiving only one dose of a 2-dose series (Moderna, Pfizer) count once. Persons receiving both doses of a 2-dose series count twice.

Current status of persons vaccinated for COVID-19 in Florida

Total people vaccinated 119,496

First dose 39,181

Series completed 80,315

Completed 1-dose series 3,616

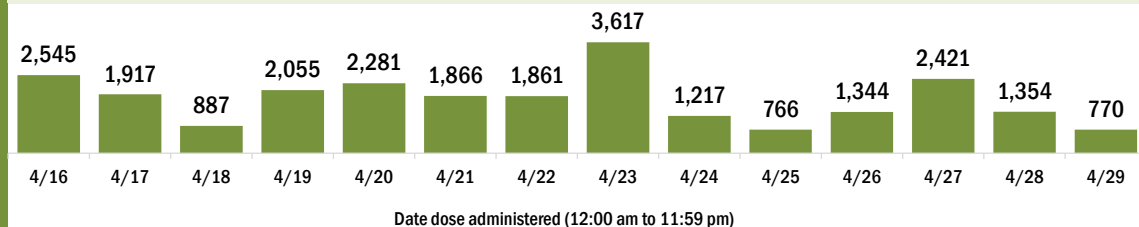
Completed 2-dose series 76,699

First dose: current number of people who have only received their first dose of the Moderna or Pfizer vaccine.

Series complete: current number of people who have received both Moderna or Pfizer vaccine doses or one Johnson & Johnson dose and are considered fully immunized.

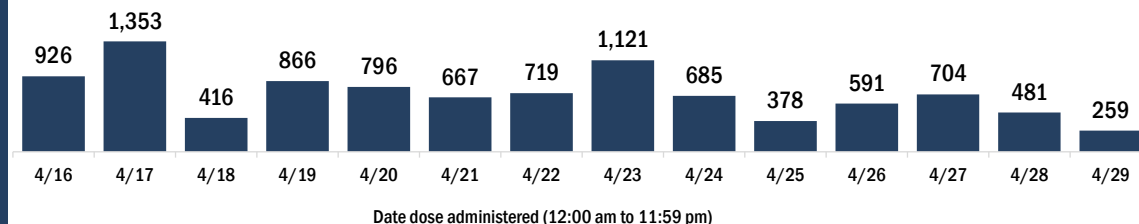
Demographic summary	First dose	Series complete	Total people vaccinated
Age group	39,181	80,315	119,496
16-24 years	3,524	1,270	4,794
25-34 years	3,775	2,534	6,309
35-44 years	4,898	4,384	9,282
45-54 years	6,323	7,934	14,257
55-64 years	8,760	16,015	24,775
65-74 years	6,755	27,639	34,394
75-84 years	3,826	15,775	19,601
85+ years	1,320	4,764	6,084
Race	39,181	80,315	119,496
White	24,185	52,677	76,862
Black	4,141	7,462	11,603
American Indian/Alaskan	199	361	560
Other	4,056	7,254	11,310
Unknown	6,600	12,561	19,161
Other race includes Asian, native Hawaiian/Pacific Islander, or other.			
Ethnicity	39,181	80,315	119,496
Hispanic	6,213	6,907	13,120
Non-Hispanic	18,841	45,693	64,534
Unknown	14,127	27,715	41,842
Gender	39,181	80,315	119,496
Female	20,775	45,872	66,647
Male	18,310	34,371	52,681
Unknown	96	72	168

COVID-19 doses administered for the past 2 weeks

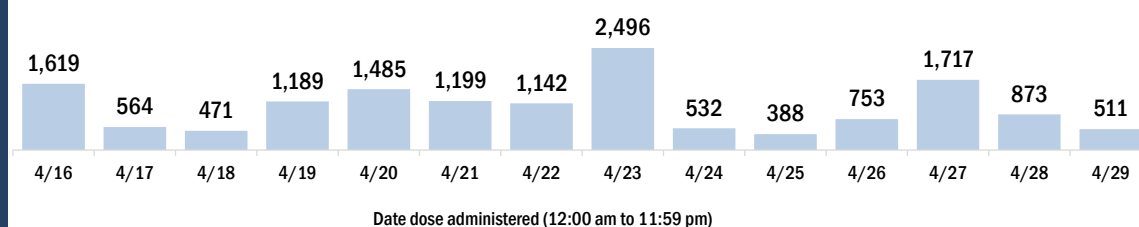


Persons vaccinated for COVID-19 for the past 2 weeks

Number of persons who received their first dose of a two-dose series of the COVID-19 vaccine



Number of persons who completed the COVID-19 vaccine series



COVID-19: Sumter County vaccine summary

Vaccination data through Apr 29, 2021 as of Apr 30, 2021 at 12:05 AM

Data in this report are provisional and subject to change.

Data in this summary pertain to COVID-19 vaccines approved by the U.S. Food and Drug Administration and have been issued an Emergency Use Authorization (Janssen COVID-19 Vaccine, Moderna COVID-19 Vaccine and Pfizer-BioNTech COVID-19 Vaccine). These data summarize the number of people who have received either their first dose or have completed the series for a COVID-19 vaccine. **A person can only be counted in one category, first dose or series complete.** For persons receiving Moderna or Pfizer vaccines, once they receive their second dose, they are moved from the first dose column to the series completed column. **Because of this, the total first dose category may show a change from report to report not matching the total receiving their first dose from the previous day.** Persons receiving Johnson & Johnson vaccines will always be counted in the series completed column.

COVID-19 doses for vaccinated persons in Florida

Doses administered 149,560

People receiving one dose of a 1-dose series (Johnson & Johnson) or receiving only one dose of a 2-dose series (Moderna, Pfizer) count once. Persons receiving both doses of a 2-dose series count twice.

Current status of persons vaccinated for COVID-19 in Florida

Total people vaccinated 83,174

First dose 12,741

Series completed 70,433

Completed 1-dose series 4,047

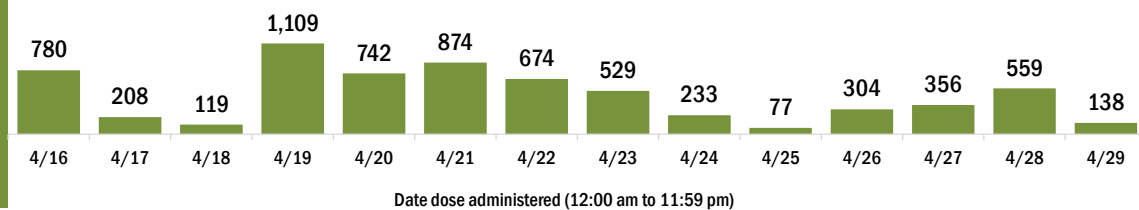
Completed 2-dose series 66,386

First dose: current number of people who have only received their first dose of the Moderna or Pfizer vaccine.

Series complete: current number of people who have received both Moderna or Pfizer vaccine doses or one Johnson & Johnson dose and are considered fully immunized.

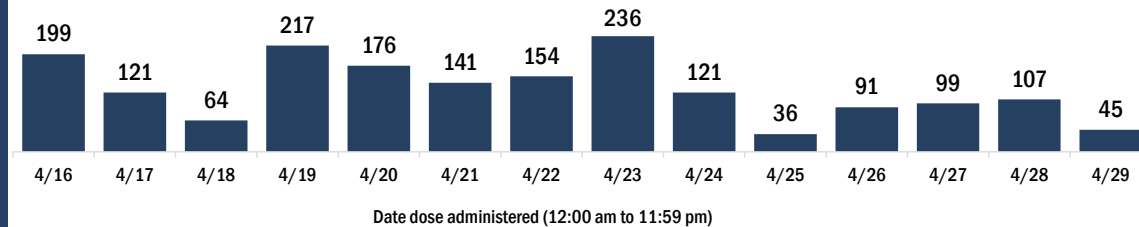
Demographic summary	First dose	Series complete	Total people vaccinated
Age group	12,741	70,433	83,174
16-24 years	341	160	501
25-34 years	617	316	933
35-44 years	821	537	1,358
45-54 years	1,226	1,353	2,579
55-64 years	2,759	7,961	10,720
65-74 years	3,664	33,519	37,183
75-84 years	2,670	22,764	25,434
85+ years	643	3,823	4,466
Race	12,741	70,433	83,174
White	9,439	59,508	68,947
Black	547	808	1,355
American Indian/Alaskan	31	152	183
Other	958	2,619	3,577
Unknown	1,766	7,346	9,112
Other race includes Asian, native Hawaiian/Pacific Islander, or other.			
Ethnicity	12,741	70,433	83,174
Hispanic	561	1,131	1,692
Non-Hispanic	8,049	47,212	55,261
Unknown	4,131	22,090	26,221
Gender	12,741	70,433	83,174
Female	6,588	39,340	45,928
Male	6,093	31,075	37,168
Unknown	60	18	78

COVID-19 doses administered for the past 2 weeks

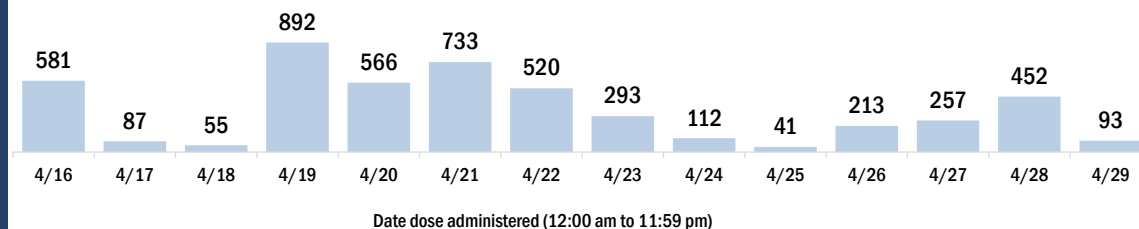


Persons vaccinated for COVID-19 for the past 2 weeks

Number of persons who received their first dose of a two-dose series of the COVID-19 vaccine



Number of persons who completed the COVID-19 vaccine series



COVID-19: Suwannee County vaccine summary

Vaccination data through Apr 29, 2021 as of Apr 30, 2021 at 12:05 AM

Data in this report are provisional and subject to change.

Data in this summary pertain to COVID-19 vaccines approved by the U.S. Food and Drug Administration and have been issued an Emergency Use Authorization (Janssen COVID-19 Vaccine, Moderna COVID-19 Vaccine and Pfizer-BioNTech COVID-19 Vaccine). These data summarize the number of people who have received either their first dose or have completed the series for a COVID-19 vaccine. **A person can only be counted in one category, first dose or series complete.** For persons receiving Moderna or Pfizer vaccines, once they receive their second dose, they are moved from the first dose column to the series completed column. **Because of this, the total first dose category may show a change from report to report not matching the total receiving their first dose from the previous day.** Persons receiving Johnson & Johnson vaccines will always be counted in the series completed column.

COVID-19 doses for vaccinated persons in Florida

Doses administered 17,209

People receiving one dose of a 1-dose series (Johnson & Johnson) or receiving only one dose of a 2-dose series (Moderna, Pfizer) count once. Persons receiving both doses of a 2-dose series count twice.

Current status of persons vaccinated for COVID-19 in Florida

Total people vaccinated 10,001

First dose 2,179

Series completed 7,822

Completed 1-dose series 614

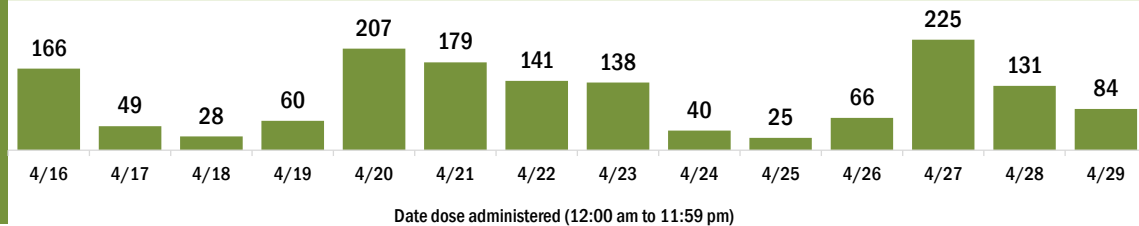
Completed 2-dose series 7,208

First dose: current number of people who have only received their first dose of the Moderna or Pfizer vaccine.

Series complete: current number of people who have received both Moderna or Pfizer vaccine doses or one Johnson & Johnson dose and are considered fully immunized.

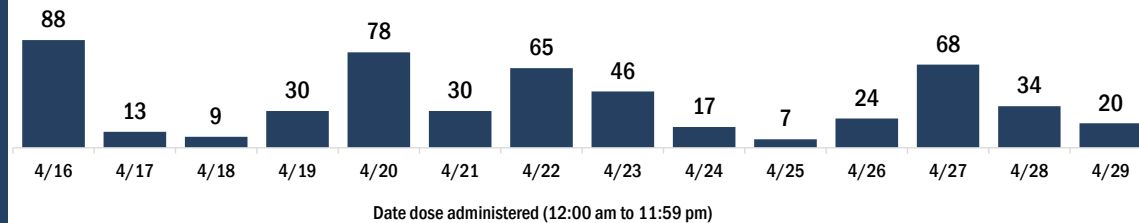
Demographic summary	First dose	Series complete	Total people vaccinated
Age group	2,179	7,822	10,001
16-24 years	193	113	306
25-34 years	259	183	442
35-44 years	307	339	646
45-54 years	354	629	983
55-64 years	558	1,627	2,185
65-74 years	274	2,704	2,978
75-84 years	169	1,671	1,840
85+ years	65	556	621
Race	2,179	7,822	10,001
White	1,331	5,458	6,789
Black	360	615	975
American Indian/Alaskan	6	9	15
Other	213	516	729
Unknown	269	1,224	1,493
Other race includes Asian, native Hawaiian/Pacific Islander, or other.			
Ethnicity	2,179	7,822	10,001
Hispanic	197	286	483
Non-Hispanic	1,280	4,203	5,483
Unknown	702	3,333	4,035
Gender	2,179	7,822	10,001
Female	972	4,529	5,501
Male	1,207	3,293	4,500
Unknown	0	0	0

COVID-19 doses administered for the past 2 weeks

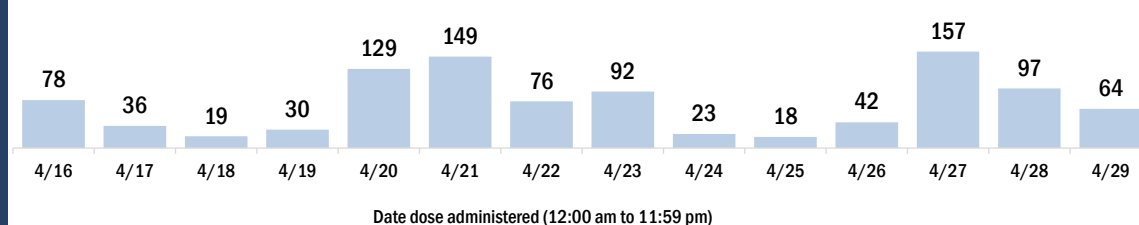


Persons vaccinated for COVID-19 for the past 2 weeks

Number of persons who received their first dose of a two-dose series of the COVID-19 vaccine



Number of persons who completed the COVID-19 vaccine series



COVID-19: Taylor County vaccine summary

Vaccination data through Apr 29, 2021 as of Apr 30, 2021 at 12:05 AM

Data in this report are provisional and subject to change.

Data in this summary pertain to COVID-19 vaccines approved by the U.S. Food and Drug Administration and have been issued an Emergency Use Authorization (Janssen COVID-19 Vaccine, Moderna COVID-19 Vaccine and Pfizer-BioNTech COVID-19 Vaccine). These data summarize the number of people who have received either their first dose or have completed the series for a COVID-19 vaccine. **A person can only be counted in one category, first dose or series complete.** For persons receiving Moderna or Pfizer vaccines, once they receive their second dose, they are moved from the first dose column to the series completed column. **Because of this, the total first dose category may show a change from report to report not matching the total receiving their first dose from the previous day.** Persons receiving Johnson & Johnson vaccines will always be counted in the series completed column.

COVID-19 doses for vaccinated persons in Florida

Doses administered 9,122

People receiving one dose of a 1-dose series (Johnson & Johnson) or receiving only one dose of a 2-dose series (Moderna, Pfizer) count once. Persons receiving both doses of a 2-dose series count twice.

Current status of persons vaccinated for COVID-19 in Florida

Total people vaccinated 5,601

First dose 1,801

Series completed 3,800

Completed 1-dose series 279

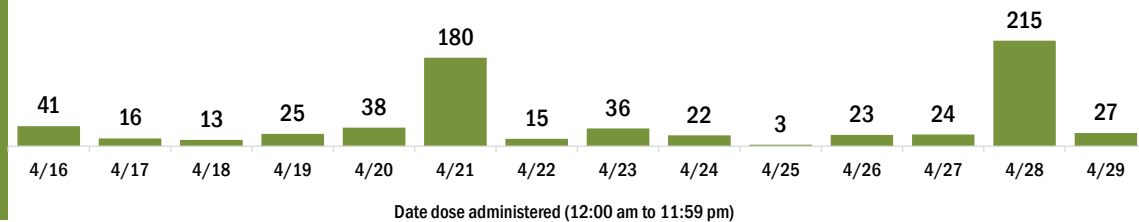
Completed 2-dose series 3,521

First dose: current number of people who have only received their first dose of the Moderna or Pfizer vaccine.

Series complete: current number of people who have received both Moderna or Pfizer vaccine doses or one Johnson & Johnson dose and are considered fully immunized.

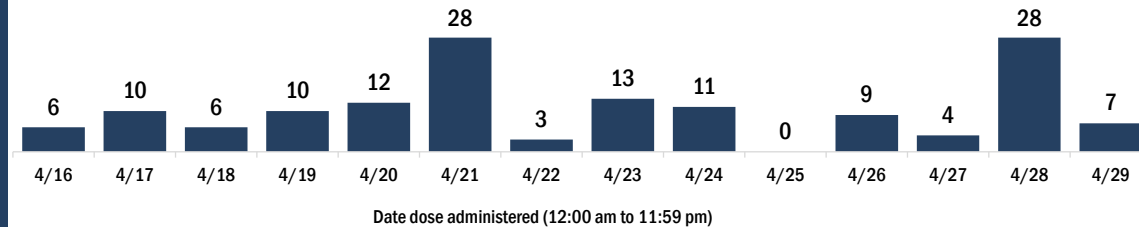
Demographic summary	First dose	Series complete	Total people vaccinated
Age group	1,801	3,800	5,601
16-24 years	59	51	110
25-34 years	153	102	255
35-44 years	241	154	395
45-54 years	280	316	596
55-64 years	445	841	1,286
65-74 years	396	1,351	1,747
75-84 years	174	771	945
85+ years	53	214	267
Race	1,801	3,800	5,601
White	1,194	2,834	4,028
Black	347	460	807
American Indian/Alaskan	11	34	45
Other	110	236	346
Unknown	139	236	375
Other race includes Asian, native Hawaiian/Pacific Islander, or other.			
Ethnicity	1,801	3,800	5,601
Hispanic	43	59	102
Non-Hispanic	934	2,502	3,436
Unknown	824	1,239	2,063
Gender	1,801	3,800	5,601
Female	758	2,099	2,857
Male	1,041	1,701	2,742
Unknown	2	0	2

COVID-19 doses administered for the past 2 weeks

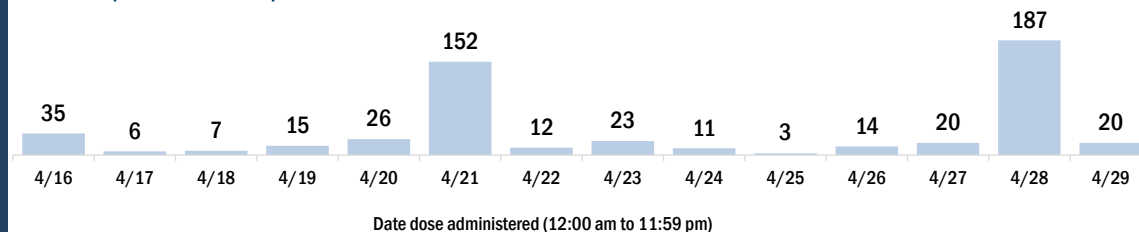


Persons vaccinated for COVID-19 for the past 2 weeks

Number of persons who received their first dose of a two-dose series of the COVID-19 vaccine



Number of persons who completed the COVID-19 vaccine series



COVID-19: Union County vaccine summary

Vaccination data through Apr 29, 2021 as of Apr 30, 2021 at 12:05 AM

Data in this report are provisional and subject to change.

Data in this summary pertain to COVID-19 vaccines approved by the U.S. Food and Drug Administration and have been issued an Emergency Use Authorization (Janssen COVID-19 Vaccine, Moderna COVID-19 Vaccine and Pfizer-BioNTech COVID-19 Vaccine). These data summarize the number of people who have received either their first dose or have completed the series for a COVID-19 vaccine. **A person can only be counted in one category, first dose or series complete.** For persons receiving Moderna or Pfizer vaccines, once they receive their second dose, they are moved from the first dose column to the series completed column. **Because of this, the total first dose category may show a change from report to report not matching the total receiving their first dose from the previous day.** Persons receiving Johnson & Johnson vaccines will always be counted in the series completed column.

COVID-19 doses for vaccinated persons in Florida

Doses administered 6,373

People receiving one dose of a 1-dose series (Johnson & Johnson) or receiving only one dose of a 2-dose series (Moderna, Pfizer) count once. Persons receiving both doses of a 2-dose series count twice.

Current status of persons vaccinated for COVID-19 in Florida

Total people vaccinated 4,597

First dose 2,707

Series completed 1,890

Completed 1-dose series 114

Completed 2-dose series 1,776

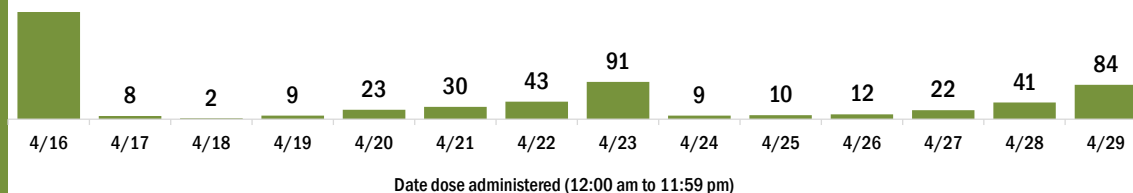
First dose: current number of people who have only received their first dose of the Moderna or Pfizer vaccine.

Series complete: current number of people who have received both Moderna or Pfizer vaccine doses or one Johnson & Johnson dose and are considered fully immunized.

Demographic summary	First dose	Series complete	Total people vaccinated
Age group	2,707	1,890	4,597
16-24 years	74	37	111
25-34 years	160	84	244
35-44 years	309	89	398
45-54 years	438	174	612
55-64 years	955	406	1,361
65-74 years	621	628	1,249
75-84 years	134	367	501
85+ years	16	105	121
Race	2,707	1,890	4,597
White	1,738	1,534	3,272
Black	815	175	990
American Indian/Alaskan	6	17	23
Other	105	123	228
Unknown	43	41	84
Other race includes Asian, native Hawaiian/Pacific Islander, or other.			
Ethnicity	2,707	1,890	4,597
Hispanic	107	43	150
Non-Hispanic	2,413	1,725	4,138
Unknown	187	122	309
Gender	2,707	1,890	4,597
Female	244	1,094	1,338
Male	2,458	796	3,254
Unknown	5	0	5

COVID-19 doses administered for the past 2 weeks

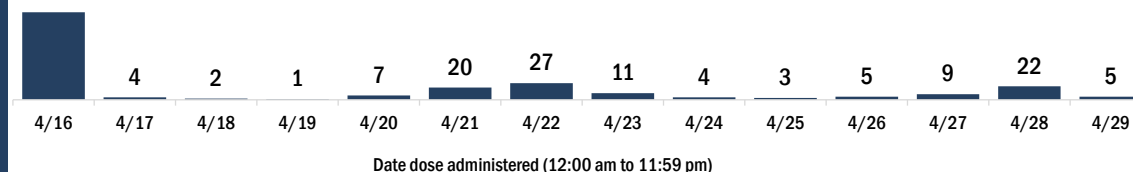
262



Persons vaccinated for COVID-19 for the past 2 weeks

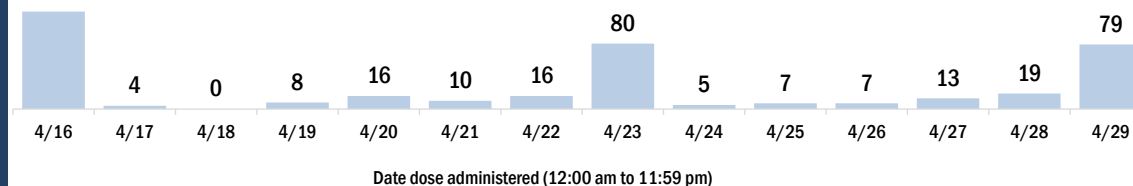
Number of persons who received their first dose of a two-dose series of the COVID-19 vaccine

143



Number of persons who completed the COVID-19 vaccine series

119



COVID-19: Volusia County vaccine summary

Vaccination data through Apr 29, 2021 as of Apr 30, 2021 at 12:05 AM

Data in this report are provisional and subject to change.

Data in this summary pertain to COVID-19 vaccines approved by the U.S. Food and Drug Administration and have been issued an Emergency Use Authorization (Janssen COVID-19 Vaccine, Moderna COVID-19 Vaccine and Pfizer-BioNTech COVID-19 Vaccine). These data summarize the number of people who have received either their first dose or have completed the series for a COVID-19 vaccine. **A person can only be counted in one category, first dose or series complete.** For persons receiving Moderna or Pfizer vaccines, once they receive their second dose, they are moved from the first dose column to the series completed column. **Because of this, the total first dose category may show a change from report to report not matching the total receiving their first dose from the previous day.** Persons receiving Johnson & Johnson vaccines will always be counted in the series completed column.

COVID-19 doses for vaccinated persons in Florida

Doses administered 343,817

People receiving one dose of a 1-dose series (Johnson & Johnson) or receiving only one dose of a 2-dose series (Moderna, Pfizer) count once. Persons receiving both doses of a 2-dose series count twice.

Current status of persons vaccinated for COVID-19 in Florida

Total people vaccinated 211,924

First dose 62,500

Series completed 149,424

Completed 1-dose series 17,531

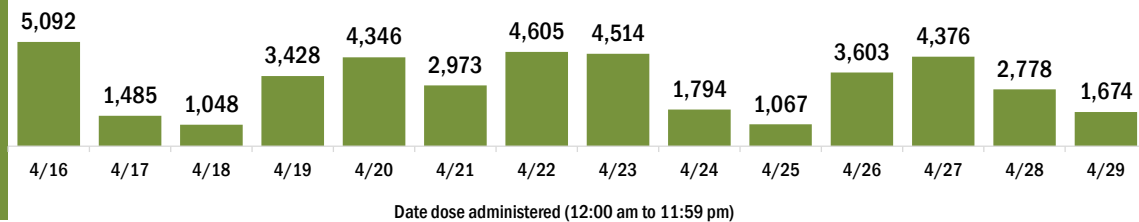
Completed 2-dose series 131,893

First dose: current number of people who have only received their first dose of the Moderna or Pfizer vaccine.

Series complete: current number of people who have received both Moderna or Pfizer vaccine doses or one Johnson & Johnson dose and are considered fully immunized.

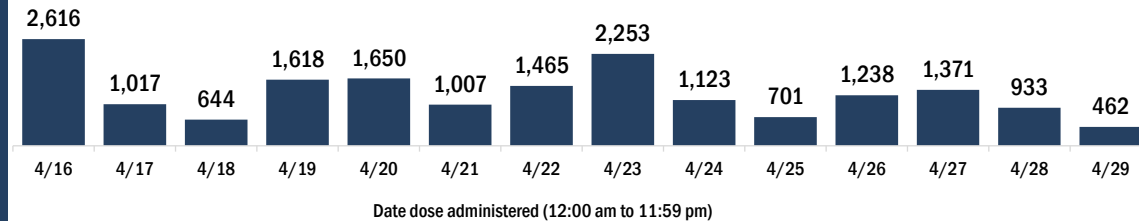
Demographic summary	First dose	Series complete	Total people vaccinated
Age group	62,500	149,424	211,924
16-24 years	6,980	3,062	10,042
25-34 years	6,693	5,195	11,888
35-44 years	7,987	7,508	15,495
45-54 years	10,016	13,701	23,717
55-64 years	13,918	30,669	44,587
65-74 years	10,227	50,763	60,990
75-84 years	4,902	28,589	33,491
85+ years	1,777	9,937	11,714
Race	62,500	149,424	211,924
White	40,074	99,546	139,620
Black	3,835	6,623	10,458
American Indian/Alaskan	212	489	701
Other	6,889	16,520	23,409
Unknown	11,490	26,246	37,736
Other race includes Asian, native Hawaiian/Pacific Islander, or other.			
Ethnicity	62,500	149,424	211,924
Hispanic	7,453	7,857	15,310
Non-Hispanic	32,699	77,994	110,693
Unknown	22,348	63,573	85,921
Gender	62,500	149,424	211,924
Female	31,747	85,299	117,046
Male	29,409	61,844	91,253
Unknown	1,344	2,281	3,625

COVID-19 doses administered for the past 2 weeks

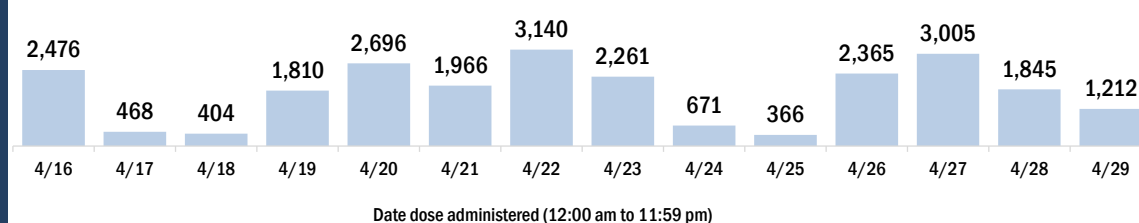


Persons vaccinated for COVID-19 for the past 2 weeks

Number of persons who received their first dose of a two-dose series of the COVID-19 vaccine



Number of persons who completed the COVID-19 vaccine series



COVID-19: Wakulla County vaccine summary

Vaccination data through Apr 29, 2021 as of Apr 30, 2021 at 12:05 AM

Data in this report are provisional and subject to change.

Data in this summary pertain to COVID-19 vaccines approved by the U.S. Food and Drug Administration and have been issued an Emergency Use Authorization (Janssen COVID-19 Vaccine, Moderna COVID-19 Vaccine and Pfizer-BioNTech COVID-19 Vaccine). These data summarize the number of people who have received either their first dose or have completed the series for a COVID-19 vaccine. **A person can only be counted in one category, first dose or series complete.** For persons receiving Moderna or Pfizer vaccines, once they receive their second dose, they are moved from the first dose column to the series completed column. **Because of this, the total first dose category may show a change from report to report not matching the total receiving their first dose from the previous day.** Persons receiving Johnson & Johnson vaccines will always be counted in the series completed column.

COVID-19 doses for vaccinated persons in Florida

Doses administered 17,635

People receiving one dose of a 1-dose series (Johnson & Johnson) or receiving only one dose of a 2-dose series (Moderna, Pfizer) count once. Persons receiving both doses of a 2-dose series count twice.

Current status of persons vaccinated for COVID-19 in Florida

Total people vaccinated 10,714

First dose 3,318

Series completed 7,396

Completed 1-dose series 475

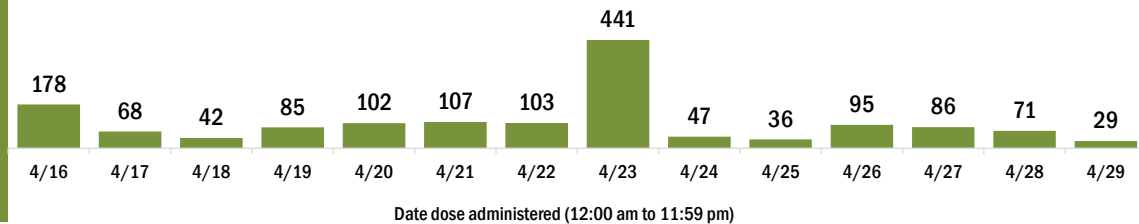
Completed 2-dose series 6,921

First dose: current number of people who have only received their first dose of the Moderna or Pfizer vaccine.

Series complete: current number of people who have received both Moderna or Pfizer vaccine doses or one Johnson & Johnson dose and are considered fully immunized.

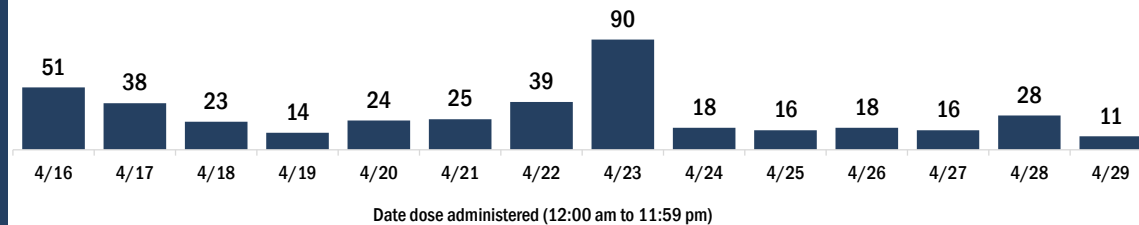
Demographic summary	First dose	Series complete	Total people vaccinated
Age group	3,318	7,396	10,714
16-24 years	242	152	394
25-34 years	447	303	750
35-44 years	559	537	1,096
45-54 years	649	883	1,532
55-64 years	724	1,655	2,379
65-74 years	439	2,458	2,897
75-84 years	198	1,138	1,336
85+ years	60	270	330
Race	3,318	7,396	10,714
White	2,381	5,487	7,868
Black	542	551	1,093
American Indian/Alaskan	11	34	45
Other	190	935	1,125
Unknown	194	389	583
Other race includes Asian, native Hawaiian/Pacific Islander, or other.			
Ethnicity	3,318	7,396	10,714
Hispanic	82	132	214
Non-Hispanic	1,826	5,881	7,707
Unknown	1,410	1,383	2,793
Gender	3,318	7,396	10,714
Female	1,317	4,135	5,452
Male	2,000	3,260	5,260
Unknown	1	1	2

COVID-19 doses administered for the past 2 weeks

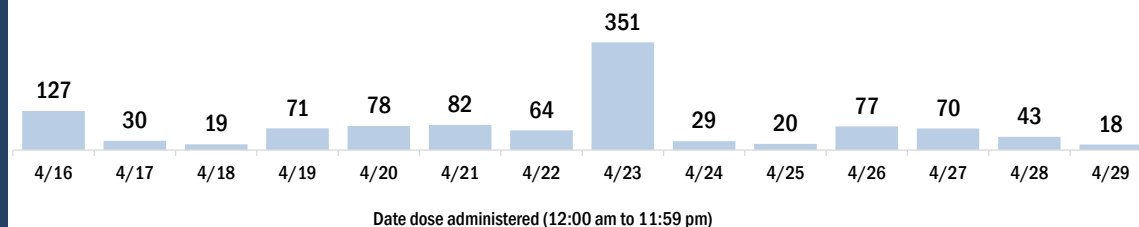


Persons vaccinated for COVID-19 for the past 2 weeks

Number of persons who received their first dose of a two-dose series of the COVID-19 vaccine



Number of persons who completed the COVID-19 vaccine series



COVID-19: Walton County vaccine summary

Vaccination data through Apr 29, 2021 as of Apr 30, 2021 at 12:05 AM

Data in this report are provisional and subject to change.

Data in this summary pertain to COVID-19 vaccines approved by the U.S. Food and Drug Administration and have been issued an Emergency Use Authorization (Janssen COVID-19 Vaccine, Moderna COVID-19 Vaccine and Pfizer-BioNTech COVID-19 Vaccine). These data summarize the number of people who have received either their first dose or have completed the series for a COVID-19 vaccine. **A person can only be counted in one category, first dose or series complete.** For persons receiving Moderna or Pfizer vaccines, once they receive their second dose, they are moved from the first dose column to the series completed column. **Because of this, the total first dose category may show a change from report to report not matching the total receiving their first dose from the previous day.** Persons receiving Johnson & Johnson vaccines will always be counted in the series completed column.

COVID-19 doses for vaccinated persons in Florida

Doses administered 38,702

People receiving one dose of a 1-dose series (Johnson & Johnson) or receiving only one dose of a 2-dose series (Moderna, Pfizer) count once. Persons receiving both doses of a 2-dose series count twice.

Current status of persons vaccinated for COVID-19 in Florida

Total people vaccinated 23,329

First dose 6,877

Series completed 16,452

Completed 1-dose series 1,079

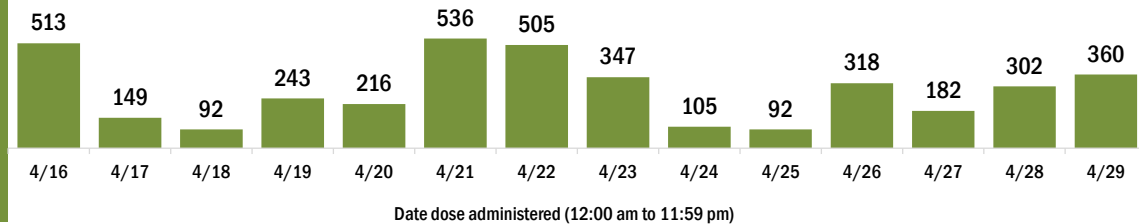
Completed 2-dose series 15,373

First dose: current number of people who have only received their first dose of the Moderna or Pfizer vaccine.

Series complete: current number of people who have received both Moderna or Pfizer vaccine doses or one Johnson & Johnson dose and are considered fully immunized.

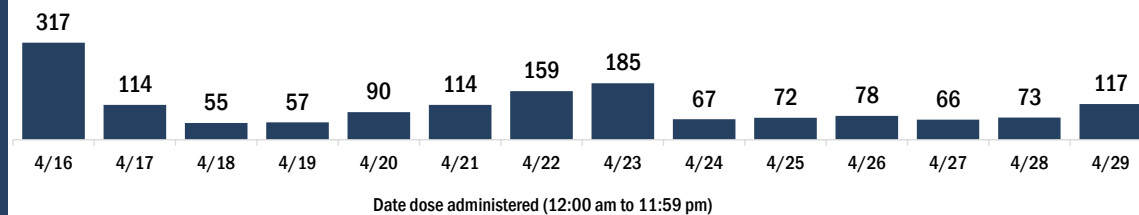
Demographic summary	First dose	Series complete	Total people vaccinated
Age group	6,877	16,452	23,329
16-24 years	506	206	712
25-34 years	706	464	1,170
35-44 years	1,002	1,007	2,009
45-54 years	1,170	1,694	2,864
55-64 years	1,573	3,922	5,495
65-74 years	1,234	5,948	7,182
75-84 years	548	2,517	3,065
85+ years	138	694	832
Race	6,877	16,452	23,329
White	4,955	12,447	17,402
Black	312	287	599
American Indian/Alaskan	24	63	87
Other	487	747	1,234
Unknown	1,099	2,908	4,007
Other race includes Asian, native Hawaiian/Pacific Islander, or other.			
Ethnicity	6,877	16,452	23,329
Hispanic	430	369	799
Non-Hispanic	4,347	10,867	15,214
Unknown	2,100	5,216	7,316
Gender	6,877	16,452	23,329
Female	3,424	9,036	12,460
Male	3,451	7,414	10,865
Unknown	2	2	4

COVID-19 doses administered for the past 2 weeks

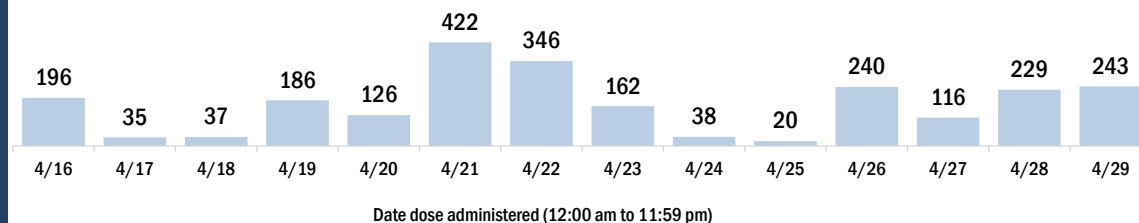


Persons vaccinated for COVID-19 for the past 2 weeks

Number of persons who received their first dose of a two-dose series of the COVID-19 vaccine



Number of persons who completed the COVID-19 vaccine series



COVID-19: Washington County vaccine summary

Vaccination data through Apr 29, 2021 as of Apr 30, 2021 at 12:05 AM

Data in this report are provisional and subject to change.

Data in this summary pertain to COVID-19 vaccines approved by the U.S. Food and Drug Administration and have been issued an Emergency Use Authorization (Janssen COVID-19 Vaccine, Moderna COVID-19 Vaccine and Pfizer-BioNTech COVID-19 Vaccine). These data summarize the number of people who have received either their first dose or have completed the series for a COVID-19 vaccine. **A person can only be counted in one category, first dose or series complete.** For persons receiving Moderna or Pfizer vaccines, once they receive their second dose, they are moved from the first dose column to the series completed column. **Because of this, the total first dose category may show a change from report to report not matching the total receiving their first dose from the previous day.** Persons receiving Johnson & Johnson vaccines will always be counted in the series completed column.

COVID-19 doses for vaccinated persons in Florida

Doses administered 8,896

People receiving one dose of a 1-dose series (Johnson & Johnson) or receiving only one dose of a 2-dose series (Moderna, Pfizer) count once. Persons receiving both doses of a 2-dose series count twice.

Current status of persons vaccinated for COVID-19 in Florida

Total people vaccinated 5,373

First dose 1,515

Series completed 3,858

Completed 1-dose series 335

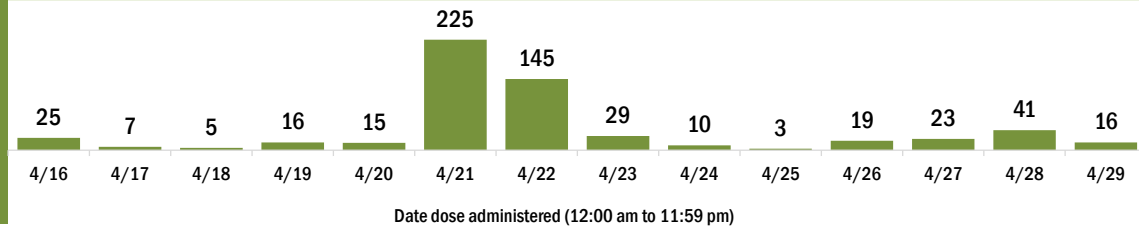
Completed 2-dose series 3,523

First dose: current number of people who have only received their first dose of the Moderna or Pfizer vaccine.

Series complete: current number of people who have received both Moderna or Pfizer vaccine doses or one Johnson & Johnson dose and are considered fully immunized.

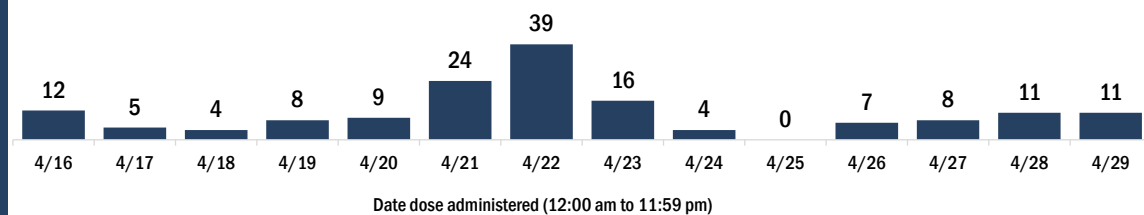
Demographic summary	First dose	Series complete	Total people vaccinated
Age group	1,515	3,858	5,373
16-24 years	79	37	116
25-34 years	170	107	277
35-44 years	266	174	440
45-54 years	304	362	666
55-64 years	399	896	1,295
65-74 years	177	1,300	1,477
75-84 years	84	738	822
85+ years	36	244	280
Race	1,515	3,858	5,373
White	881	3,024	3,905
Black	188	390	578
American Indian/Alaskan	19	47	66
Other	50	184	234
Unknown	377	213	590
Other race includes Asian, native Hawaiian/Pacific Islander, or other.			
Ethnicity	1,515	3,858	5,373
Hispanic	57	65	122
Non-Hispanic	1,214	3,103	4,317
Unknown	244	690	934
Gender	1,515	3,858	5,373
Female	547	2,138	2,685
Male	967	1,720	2,687
Unknown	1	0	1

COVID-19 doses administered for the past 2 weeks



Persons vaccinated for COVID-19 for the past 2 weeks

Number of persons who received their first dose of a two-dose series of the COVID-19 vaccine



Number of persons who completed the COVID-19 vaccine series

