

COVID-19: Florida vaccine summary

Vaccination data through Apr 28, 2021 as of Apr 29, 2021 at 12:05 AM

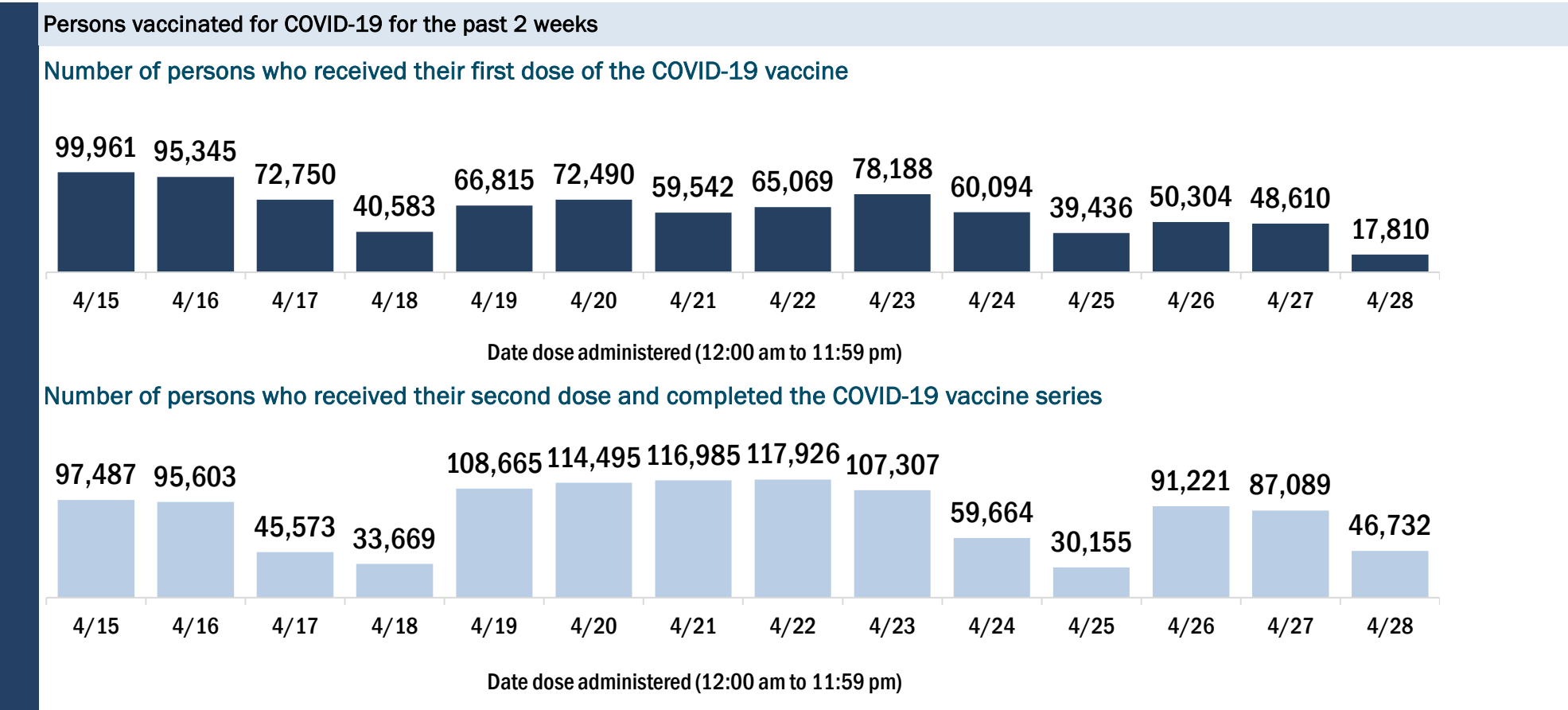
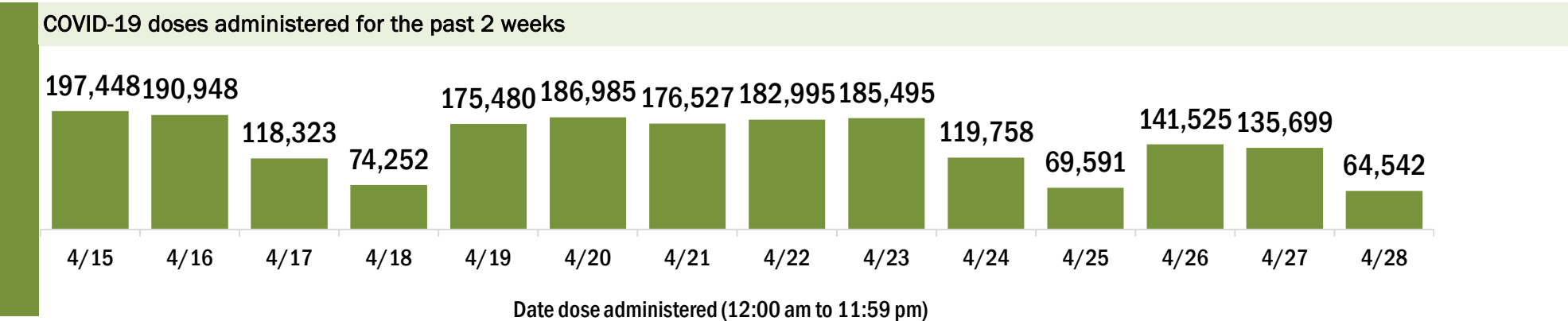
Data in this report are provisional and subject to change. Data are based on county of residence.

Data in this summary pertain to COVID-19 vaccines approved by the U.S. Food and Drug Administration and have been issued an Emergency Use Authorization (Janssen COVID-19 Vaccine, Moderna COVID-19 Vaccine and Pfizer-BioNTech COVID-19 Vaccine). These data summarize the number of people who have received either their first dose or have completed the series for a COVID-19 vaccine. **A person can only be counted in one category, first dose or series complete.** For persons receiving Moderna or Pfizer vaccines, once they receive their second dose, they are moved from the first dose column to the series completed column. **Because of this, the total first dose category may show a change from report to report not matching the total receiving their first dose from the previous day.** Persons receiving Johnson & Johnson vaccines will always be counted in the series completed column.

COVID-19 doses for vaccinated persons in Florida	
Doses administered	14,271,699
People receiving one dose of a 1-dose series (Johnson & Johnson) or receiving only one dose of a 2-dose series (Moderna, Pfizer) count once. Persons receiving both doses of a 2-dose series count twice.	

Current status of persons vaccinated for COVID-19 in Florida	
Total people vaccinated	8,740,620
First dose	2,666,894
Series completed	6,073,726
Completed 1-dose series	542,647
Completed 2-dose series	5,531,079
First dose: current number of people who have only received their first dose of the Moderna or Pfizer vaccine.	
Series complete: current number of people who have received both Moderna or Pfizer vaccine doses or one Johnson & Johnson dose and are considered fully immunized.	

Demographic summary	First dose	Series complete	Total people vaccinated
Age group	2,666,894	6,073,726	8,740,620
16-24 years	316,652	169,584	486,236
25-34 years	375,721	334,444	710,165
35-44 years	419,056	499,850	918,906
45-54 years	438,459	773,948	1,212,407
55-64 years	472,825	1,263,924	1,736,749
65-74 years	357,018	1,720,300	2,077,318
75-84 years	203,939	985,964	1,189,903
85+ years	83,224	325,712	408,936
Race	2,666,894	6,073,726	8,740,620
White	1,679,849	4,180,620	5,860,469
Black	201,839	398,169	600,008
American Indian/Alaskan	11,257	20,473	31,730
Other	317,307	618,028	935,335
Unknown	456,642	856,436	1,313,078
Other race includes Asian, native Hawaiian/Pacific Islander, or other.			
Ethnicity	2,666,894	6,073,726	8,740,620
Hispanic	566,310	830,204	1,396,514
Non-Hispanic	1,189,926	3,282,401	4,472,327
Unknown	910,658	1,961,121	2,871,779
Gender	2,666,894	6,073,726	8,740,620
Female	1,390,980	3,424,706	4,815,686
Male	1,262,974	2,640,067	3,903,041
Unknown	12,940	8,953	21,893



COVID-19: Alachua County vaccine summary

Vaccination data through Apr 28, 2021 as of Apr 29, 2021 at 12:05 AM

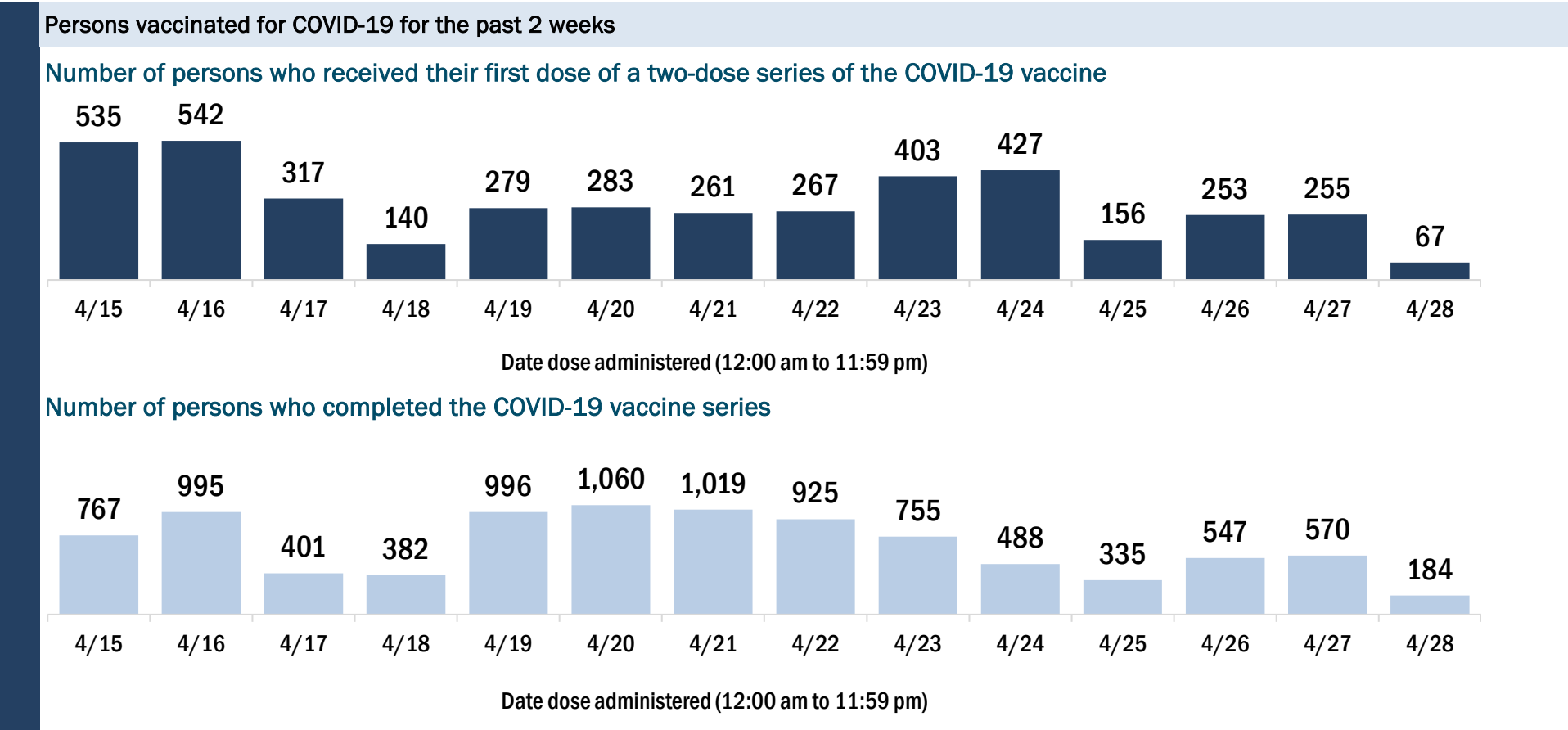
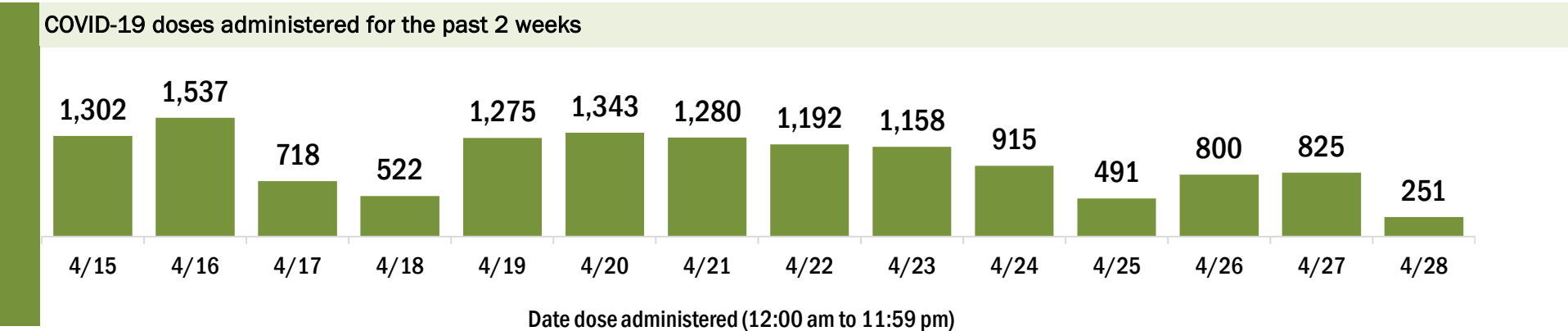
Data in this report are provisional and subject to change.

Data in this summary pertain to COVID-19 vaccines approved by the U.S. Food and Drug Administration and have been issued an Emergency Use Authorization (Janssen COVID-19 Vaccine, Moderna COVID-19 Vaccine and Pfizer-BioNTech COVID-19 Vaccine). These data summarize the number of people who have received either their first dose or have completed the series for a COVID-19 vaccine. **A person can only be counted in one category, first dose or series complete.** For persons receiving Moderna or Pfizer vaccines, once they receive their second dose, they are moved from the first dose column to the series completed column. **Because of this, the total first dose category may show a change from report to report not matching the total receiving their first dose from the previous day.** Persons receiving Johnson & Johnson vaccines will always be counted in the series completed column.

COVID-19 doses for vaccinated persons in Florida	
Doses administered	184,231
People receiving one dose of a 1-dose series (Johnson & Johnson) or receiving only one dose of a 2-dose series (Moderna, Pfizer) count once. Persons receiving both doses of a 2-dose series count twice.	

Current status of persons vaccinated for COVID-19 in Florida	
Total people vaccinated	109,366
First dose	30,179
Series completed	79,187
Completed 1-dose series	4,322
Completed 2-dose series	74,865
First dose: current number of people who have only received their first dose of the Moderna or Pfizer vaccine.	
Series complete: current number of people who have received both Moderna or Pfizer vaccine doses or one Johnson & Johnson dose and are considered fully immunized.	

Demographic summary	First dose	Series complete	Total people vaccinated
Age group	30,179	79,187	109,366
16-24 years	7,997	6,614	14,611
25-34 years	5,849	10,906	16,755
35-44 years	4,639	9,122	13,761
45-54 years	4,077	9,373	13,450
55-64 years	4,591	12,923	17,514
65-74 years	1,777	18,007	19,784
75-84 years	844	8,968	9,812
85+ years	405	3,274	3,679
Race	30,179	79,187	109,366
White	19,083	55,554	74,637
Black	3,524	7,692	11,216
American Indian/Alaskan	113	246	359
Other	4,940	11,662	16,602
Unknown	2,519	4,033	6,552
Other race includes Asian, native Hawaiian/Pacific Islander, or other.			
Ethnicity	30,179	79,187	109,366
Hispanic	3,711	5,339	9,050
Non-Hispanic	18,231	53,517	71,748
Unknown	8,237	20,331	28,568
Gender	30,179	79,187	109,366
Female	15,646	46,469	62,115
Male	14,466	32,681	47,147
Unknown	67	37	104



COVID-19: Baker County vaccine summary

Vaccination data through Apr 28, 2021 as of Apr 29, 2021 at 12:05 AM

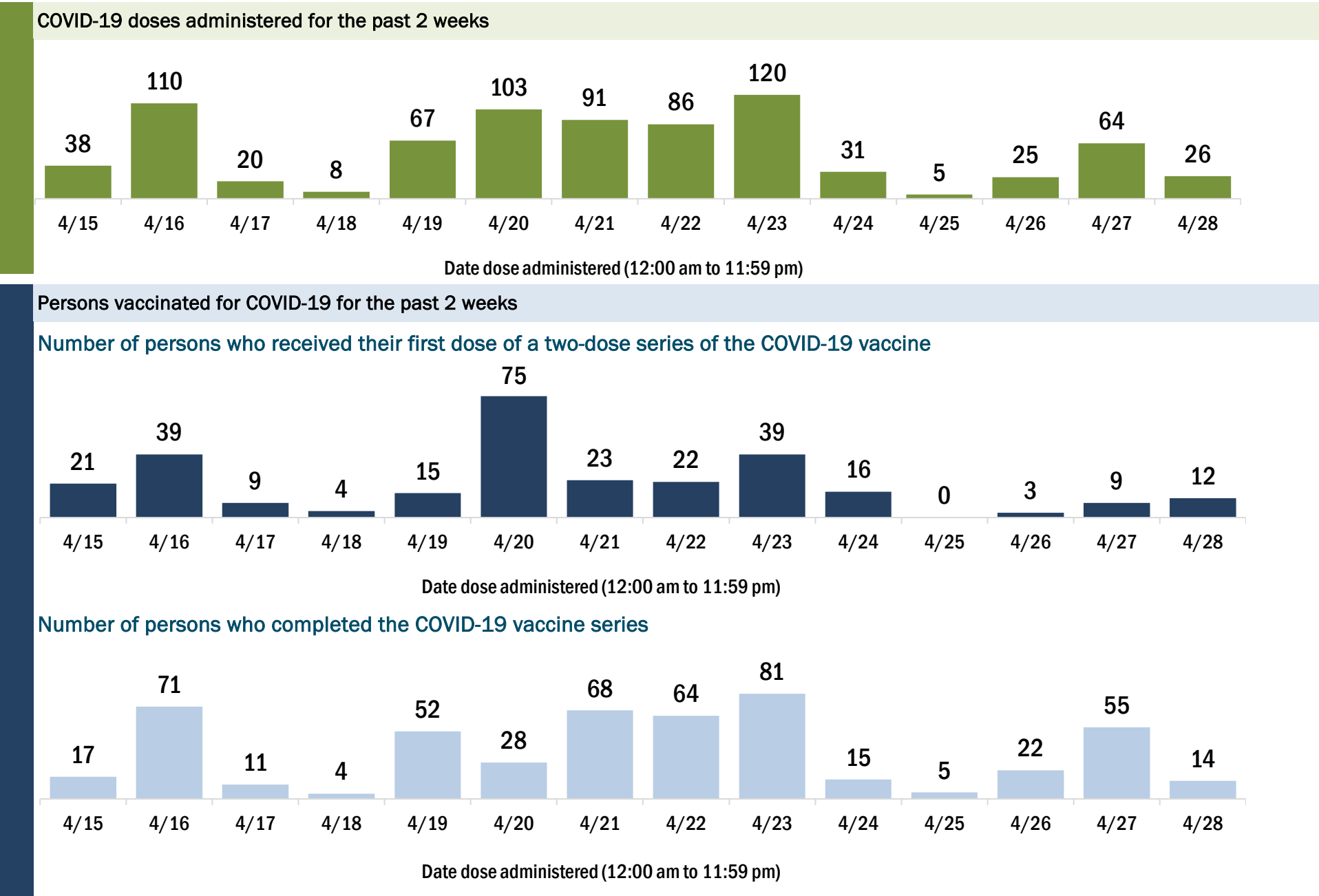
Data in this report are provisional and subject to change.

Data in this summary pertain to COVID-19 vaccines approved by the U.S. Food and Drug Administration and have been issued an Emergency Use Authorization (Janssen COVID-19 Vaccine, Moderna COVID-19 Vaccine and Pfizer-BioNTech COVID-19 Vaccine). These data summarize the number of people who have received either their first dose or have completed the series for a COVID-19 vaccine. **A person can only be counted in one category, first dose or series complete.** For persons receiving Moderna or Pfizer vaccines, once they receive their second dose, they are moved from the first dose column to the series completed column. **Because of this, the total first dose category may show a change from report to report not matching the total receiving their first dose from the previous day.** Persons receiving Johnson & Johnson vaccines will always be counted in the series completed column.

COVID-19 doses for vaccinated persons in Florida	
Doses administered	9,503
People receiving one dose of a 1-dose series (Johnson & Johnson) or receiving only one dose of a 2-dose series (Moderna, Pfizer) count once. Persons receiving both doses of a 2-dose series count twice.	

Current status of persons vaccinated for COVID-19 in Florida	
Total people vaccinated	5,828
First dose	2,009
Series completed	3,819
Completed 1-dose series	144
Completed 2-dose series	3,675
First dose: current number of people who have only received their first dose of the Moderna or Pfizer vaccine.	
Series complete: current number of people who have received both Moderna or Pfizer vaccine doses or one Johnson & Johnson dose and are considered fully immunized.	

Demographic summary	First dose	Series complete	Total people vaccinated
Age group	2,009	3,819	5,828
16-24 years	109	63	172
25-34 years	270	147	417
35-44 years	406	236	642
45-54 years	482	397	879
55-64 years	454	841	1,295
65-74 years	173	1,277	1,450
75-84 years	82	670	752
85+ years	33	188	221
Race	2,009	3,819	5,828
White	1,299	3,046	4,345
Black	537	335	872
American Indian/Alaskan	5	21	26
Other	122	213	335
Unknown	46	204	250
Other race includes Asian, native Hawaiian/Pacific Islander, or other.			
Ethnicity	2,009	3,819	5,828
Hispanic	65	70	135
Non-Hispanic	1,115	2,760	3,875
Unknown	829	989	1,818
Gender	2,009	3,819	5,828
Female	658	2,138	2,796
Male	1,349	1,681	3,030
Unknown	2	0	2



COVID-19: Bay County vaccine summary

Vaccination data through Apr 28, 2021 as of Apr 29, 2021 at 12:05 AM

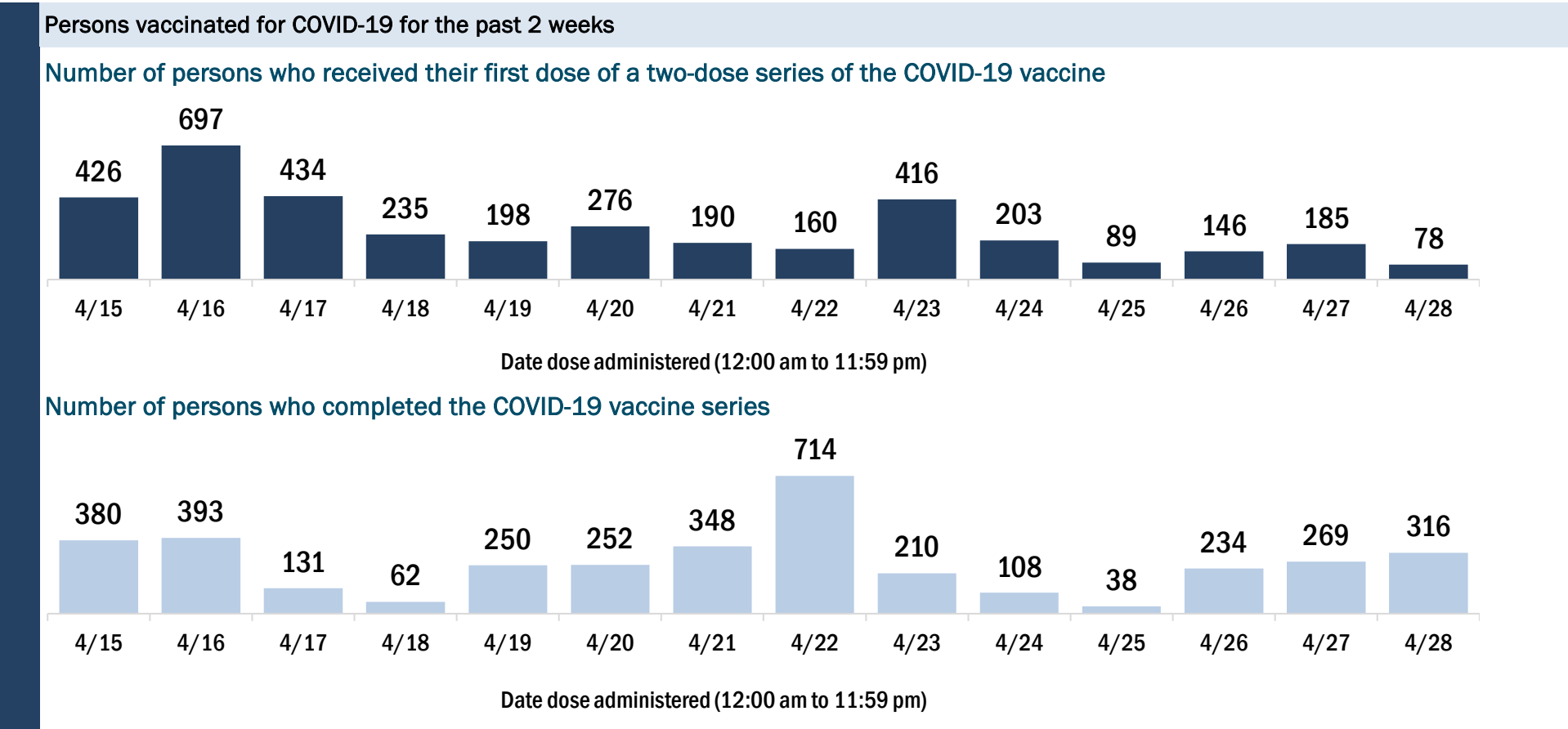
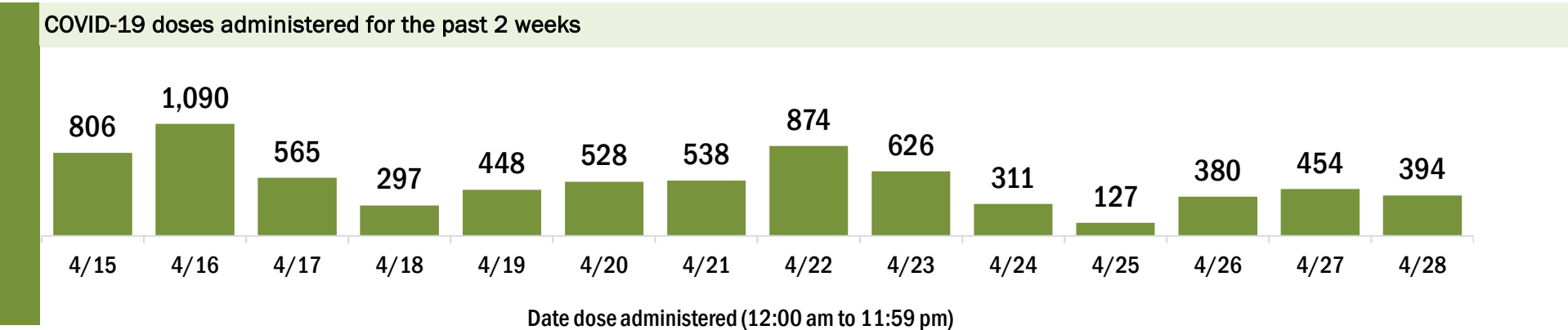
Data in this report are provisional and subject to change.

Data in this summary pertain to COVID-19 vaccines approved by the U.S. Food and Drug Administration and have been issued an Emergency Use Authorization (Janssen COVID-19 Vaccine, Moderna COVID-19 Vaccine and Pfizer-BioNTech COVID-19 Vaccine). These data summarize the number of people who have received either their first dose or have completed the series for a COVID-19 vaccine. **A person can only be counted in one category, first dose or series complete.** For persons receiving Moderna or Pfizer vaccines, once they receive their second dose, they are moved from the first dose column to the series completed column. **Because of this, the total first dose category may show a change from report to report not matching the total receiving their first dose from the previous day.** Persons receiving Johnson & Johnson vaccines will always be counted in the series completed column.

COVID-19 doses for vaccinated persons in Florida	
Doses administered	83,327
People receiving one dose of a 1-dose series (Johnson & Johnson) or receiving only one dose of a 2-dose series (Moderna, Pfizer) count once. Persons receiving both doses of a 2-dose series count twice.	

Current status of persons vaccinated for COVID-19 in Florida	
Total people vaccinated	50,608
First dose	12,821
Series completed	37,787
Completed 1-dose series	5,068
Completed 2-dose series	32,719
First dose: current number of people who have only received their first dose of the Moderna or Pfizer vaccine.	
Series complete: current number of people who have received both Moderna or Pfizer vaccine doses or one Johnson & Johnson dose and are considered fully immunized.	

Demographic summary	First dose	Series complete	Total people vaccinated
Age group	12,821	37,787	50,608
16-24 years	1,350	723	2,073
25-34 years	1,672	1,602	3,274
35-44 years	1,960	2,825	4,785
45-54 years	2,294	4,338	6,632
55-64 years	2,928	8,733	11,661
65-74 years	1,576	11,854	13,430
75-84 years	763	5,889	6,652
85+ years	278	1,823	2,101
Race	12,821	37,787	50,608
White	7,970	26,956	34,926
Black	893	2,420	3,313
American Indian/Alaskan	68	178	246
Other	1,542	2,895	4,437
Unknown	2,348	5,338	7,686
Other race includes Asian, native Hawaiian/Pacific Islander, or other.			
Ethnicity	12,821	37,787	50,608
Hispanic	1,056	1,357	2,413
Non-Hispanic	7,144	23,477	30,621
Unknown	4,621	12,953	17,574
Gender	12,821	37,787	50,608
Female	6,993	21,081	28,074
Male	5,824	16,700	22,524
Unknown	4	6	10



COVID-19: Bradford County vaccine summary

Vaccination data through Apr 28, 2021 as of Apr 29, 2021 at 12:05 AM

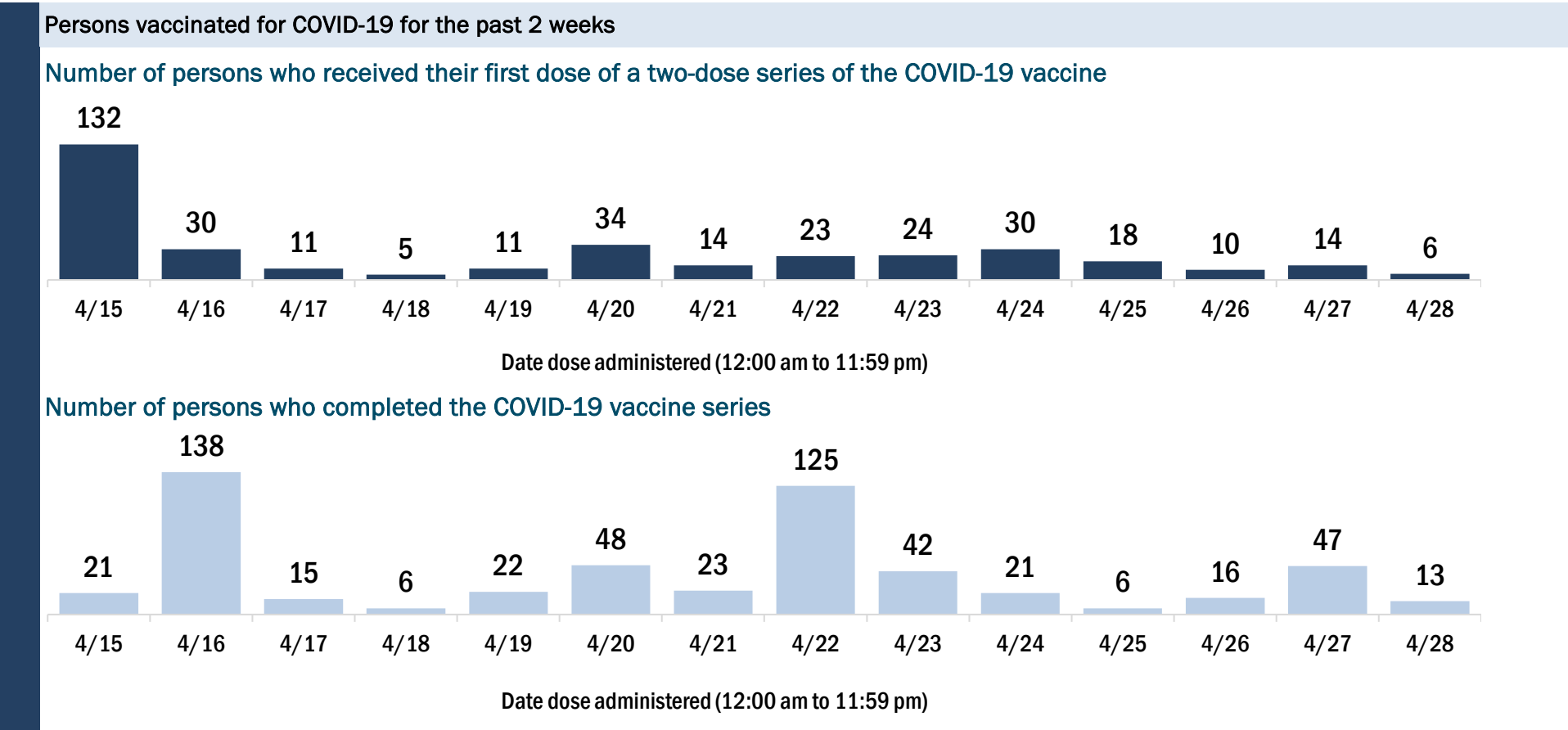
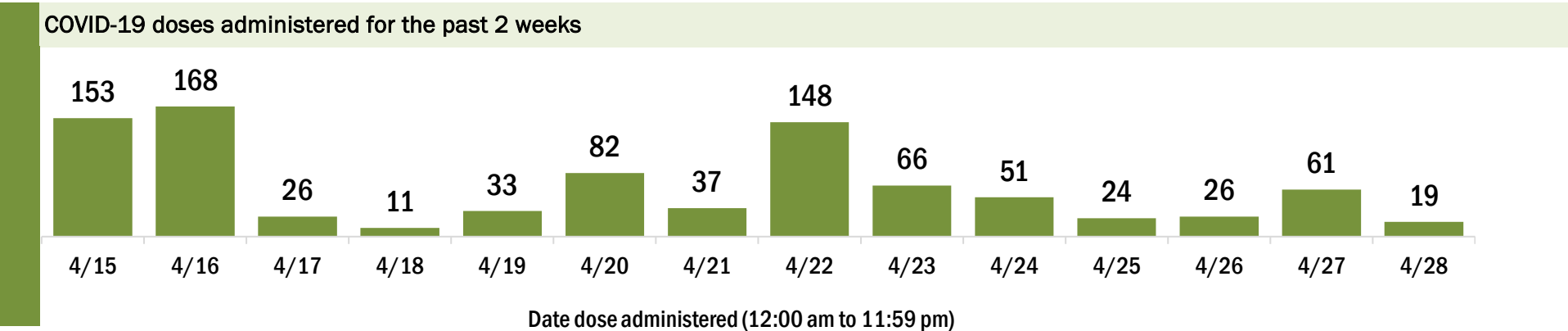
Data in this report are provisional and subject to change.

Data in this summary pertain to COVID-19 vaccines approved by the U.S. Food and Drug Administration and have been issued an Emergency Use Authorization (Janssen COVID-19 Vaccine, Moderna COVID-19 Vaccine and Pfizer-BioNTech COVID-19 Vaccine). These data summarize the number of people who have received either their first dose or have completed the series for a COVID-19 vaccine. **A person can only be counted in one category, first dose or series complete.** For persons receiving Moderna or Pfizer vaccines, once they receive their second dose, they are moved from the first dose column to the series completed column. **Because of this, the total first dose category may show a change from report to report not matching the total receiving their first dose from the previous day.** Persons receiving Johnson & Johnson vaccines will always be counted in the series completed column.

COVID-19 doses for vaccinated persons in Florida	
Doses administered	10,286
People receiving one dose of a 1-dose series (Johnson & Johnson) or receiving only one dose of a 2-dose series (Moderna, Pfizer) count once. Persons receiving both doses of a 2-dose series count twice.	

Current status of persons vaccinated for COVID-19 in Florida	
Total people vaccinated	6,539
First dose	2,454
Series completed	4,085
Completed 1-dose series	338
Completed 2-dose series	3,747
First dose: current number of people who have only received their first dose of the Moderna or Pfizer vaccine.	
Series complete: current number of people who have received both Moderna or Pfizer vaccine doses or one Johnson & Johnson dose and are considered fully immunized.	

Demographic summary	First dose	Series complete	Total people vaccinated
Age group	2,454	4,085	6,539
16-24 years	157	44	201
25-34 years	361	131	492
35-44 years	554	170	724
45-54 years	547	361	908
55-64 years	539	896	1,435
65-74 years	195	1,411	1,606
75-84 years	74	814	888
85+ years	27	258	285
Race	2,454	4,085	6,539
White	1,392	3,104	4,496
Black	819	481	1,300
American Indian/Alaskan	3	30	33
Other	174	333	507
Unknown	66	137	203
Other race includes Asian, native Hawaiian/Pacific Islander, or other.			
Ethnicity	2,454	4,085	6,539
Hispanic	145	57	202
Non-Hispanic	1,562	3,558	5,120
Unknown	747	470	1,217
Gender	2,454	4,085	6,539
Female	599	2,394	2,993
Male	1,854	1,691	3,545
Unknown	1	0	1



COVID-19: Brevard County vaccine summary

Vaccination data through Apr 28, 2021 as of Apr 29, 2021 at 12:05 AM

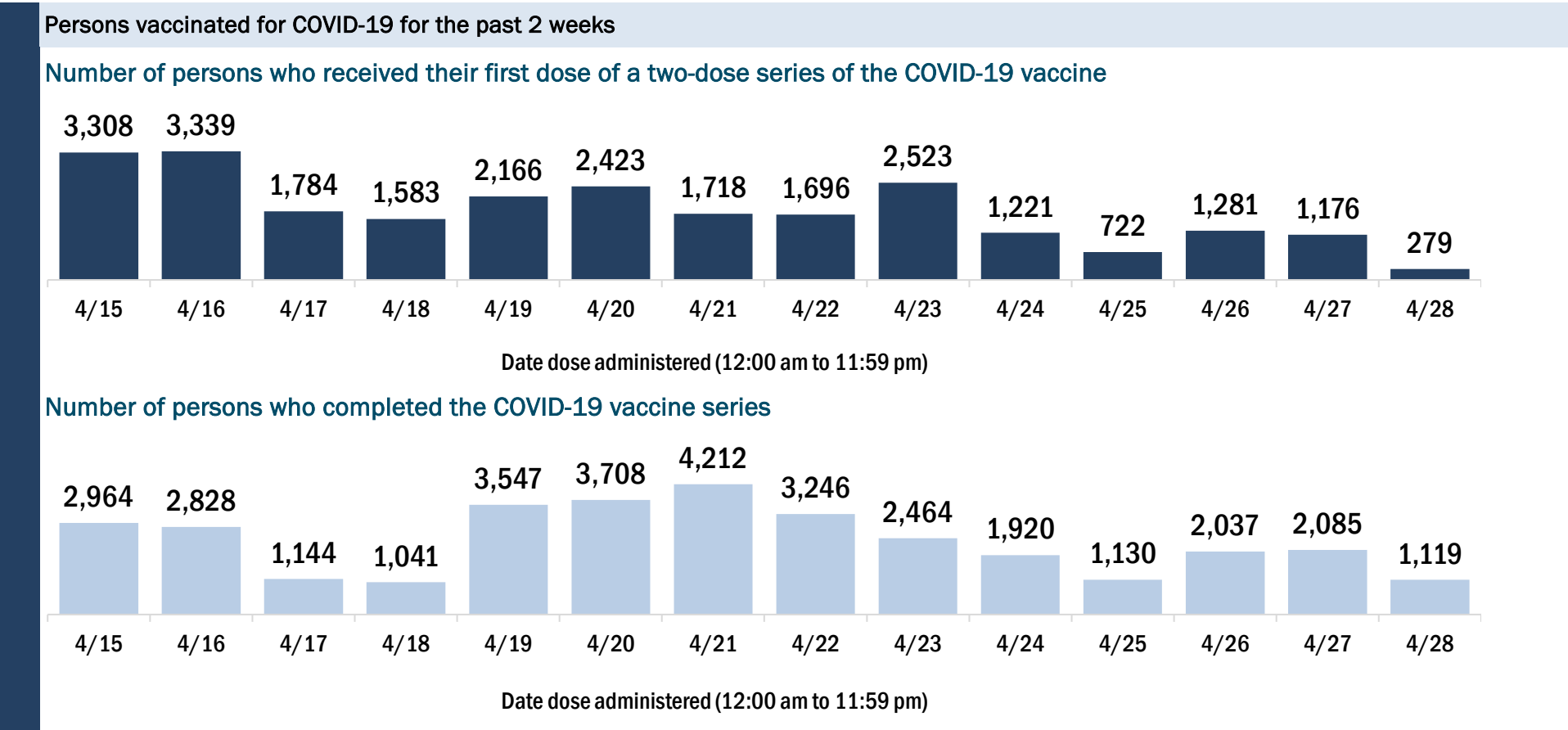
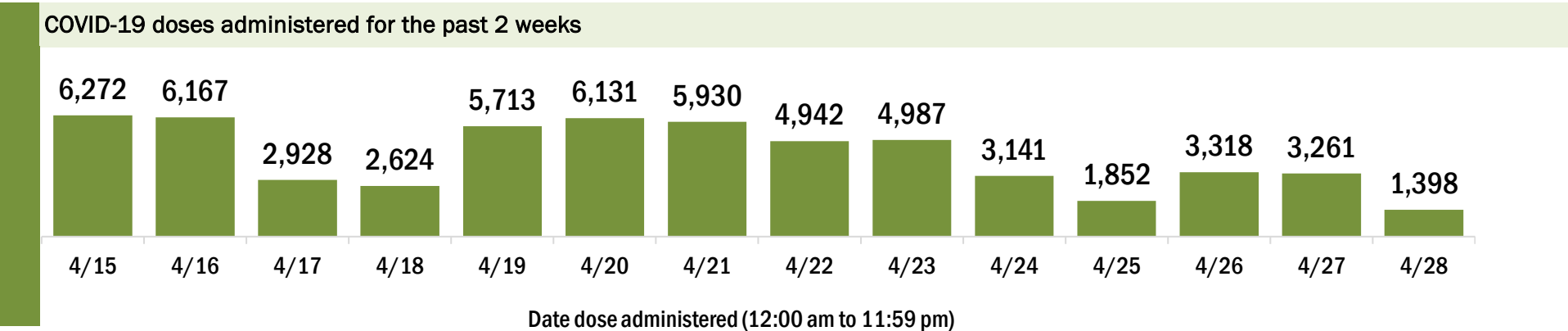
Data in this report are provisional and subject to change.

Data in this summary pertain to COVID-19 vaccines approved by the U.S. Food and Drug Administration and have been issued an Emergency Use Authorization (Janssen COVID-19 Vaccine, Moderna COVID-19 Vaccine and Pfizer-BioNTech COVID-19 Vaccine). These data summarize the number of people who have received either their first dose or have completed the series for a COVID-19 vaccine. **A person can only be counted in one category, first dose or series complete.** For persons receiving Moderna or Pfizer vaccines, once they receive their second dose, they are moved from the first dose column to the series completed column. **Because of this, the total first dose category may show a change from report to report not matching the total receiving their first dose from the previous day.** Persons receiving Johnson & Johnson vaccines will always be counted in the series completed column.

COVID-19 doses for vaccinated persons in Florida	
Doses administered	389,832
People receiving one dose of a 1-dose series (Johnson & Johnson) or receiving only one dose of a 2-dose series (Moderna, Pfizer) count once. Persons receiving both doses of a 2-dose series count twice.	

Current status of persons vaccinated for COVID-19 in Florida	
Total people vaccinated	240,736
First dose	75,629
Series completed	165,107
Completed 1-dose series	16,011
Completed 2-dose series	149,096
First dose: current number of people who have only received their first dose of the Moderna or Pfizer vaccine.	
Series complete: current number of people who have received both Moderna or Pfizer vaccine doses or one Johnson & Johnson dose and are considered fully immunized.	

Demographic summary	First dose	Series complete	Total people vaccinated
Age group	75,629	165,107	240,736
16-24 years	8,392	2,884	11,276
25-34 years	10,037	5,915	15,952
35-44 years	10,828	9,576	20,404
45-54 years	11,686	16,894	28,580
55-64 years	15,922	38,346	54,268
65-74 years	10,286	51,515	61,801
75-84 years	5,868	29,362	35,230
85+ years	2,610	10,615	13,225
Race	75,629	165,107	240,736
White	50,158	112,619	162,777
Black	5,206	8,347	13,553
American Indian/Alaskan	396	721	1,117
Other	7,621	14,375	21,996
Unknown	12,248	29,045	41,293
Other race includes Asian, native Hawaiian/Pacific Islander, or other.			
Ethnicity	75,629	165,107	240,736
Hispanic	6,964	7,373	14,337
Non-Hispanic	45,032	91,391	136,423
Unknown	23,633	66,343	89,976
Gender	75,629	165,107	240,736
Female	39,853	95,417	135,270
Male	35,624	69,480	105,104
Unknown	152	210	362



COVID-19: Broward County vaccine summary

Vaccination data through Apr 28, 2021 as of Apr 29, 2021 at 12:05 AM

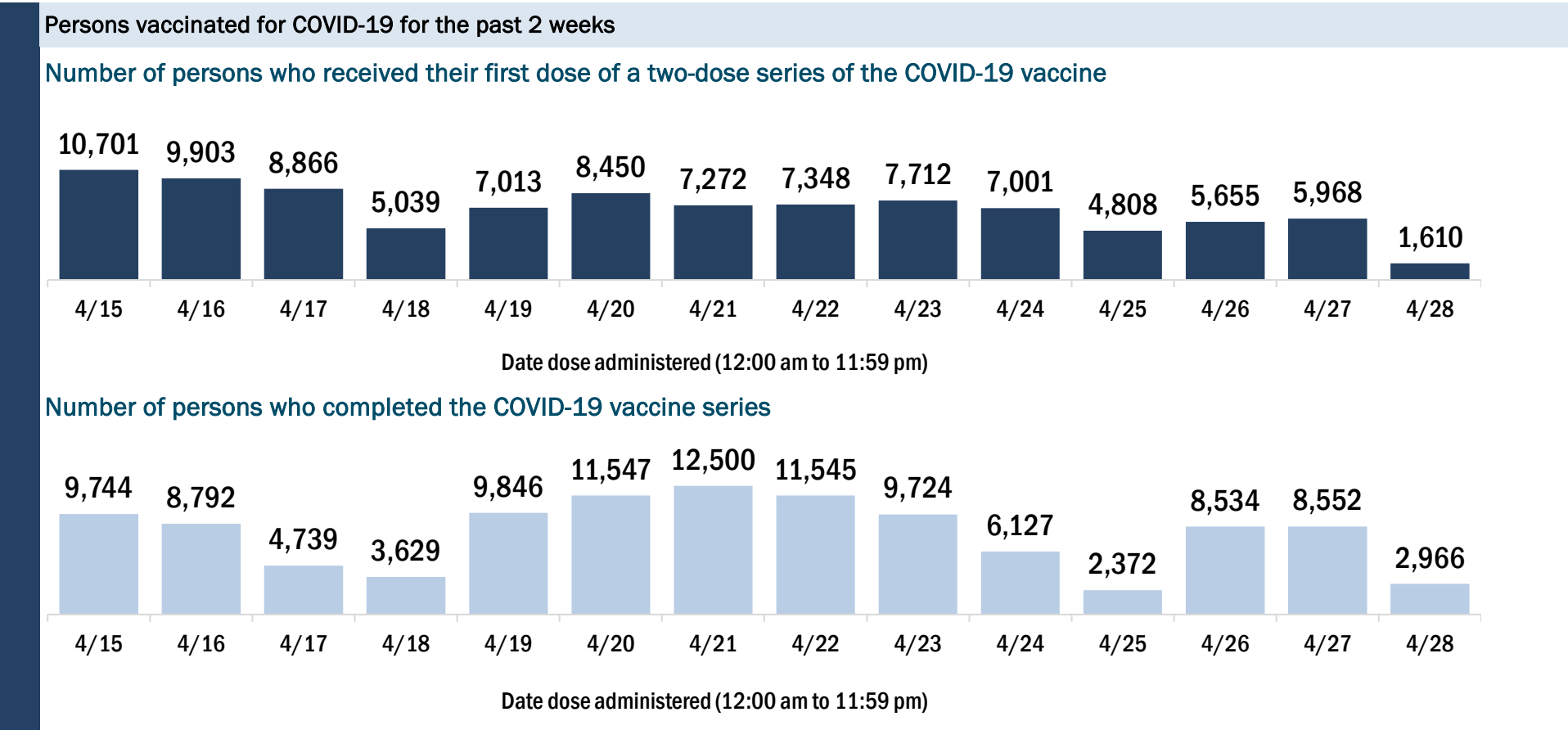
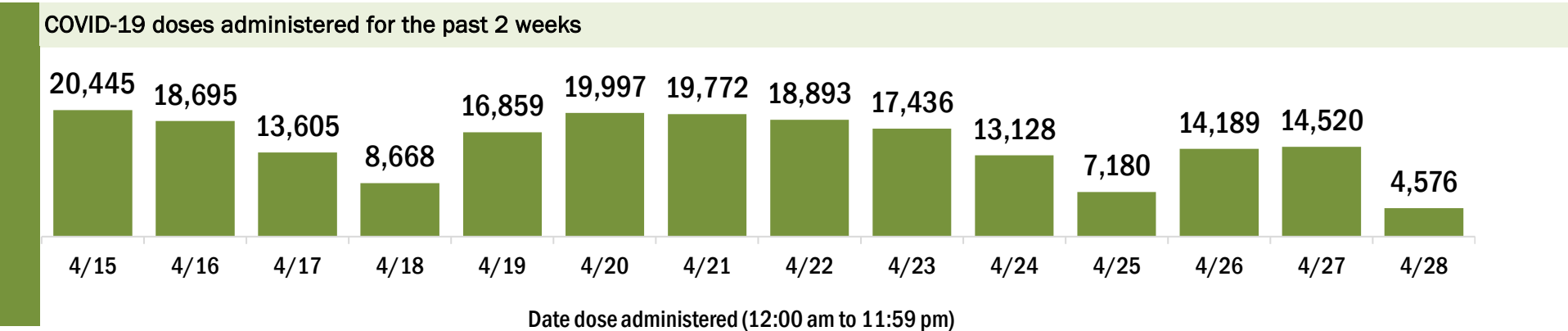
Data in this report are provisional and subject to change.

Data in this summary pertain to COVID-19 vaccines approved by the U.S. Food and Drug Administration and have been issued an Emergency Use Authorization (Janssen COVID-19 Vaccine, Moderna COVID-19 Vaccine and Pfizer-BioNTech COVID-19 Vaccine). These data summarize the number of people who have received either their first dose or have completed the series for a COVID-19 vaccine. **A person can only be counted in one category, first dose or series complete.** For persons receiving Moderna or Pfizer vaccines, once they receive their second dose, they are moved from the first dose column to the series completed column. **Because of this, the total first dose category may show a change from report to report not matching the total receiving their first dose from the previous day.** Persons receiving Johnson & Johnson vaccines will always be counted in the series completed column.

COVID-19 doses for vaccinated persons in Florida	
Doses administered	1,311,293
People receiving one dose of a 1-dose series (Johnson & Johnson) or receiving only one dose of a 2-dose series (Moderna, Pfizer) count once. Persons receiving both doses of a 2-dose series count twice.	

Current status of persons vaccinated for COVID-19 in Florida	
Total people vaccinated	810,507
First dose	266,182
Series completed	544,325
Completed 1-dose series	43,539
Completed 2-dose series	500,786
First dose: current number of people who have only received their first dose of the Moderna or Pfizer vaccine.	
Series complete: current number of people who have received both Moderna or Pfizer vaccine doses or one Johnson & Johnson dose and are considered fully immunized.	

Demographic summary	First dose	Series complete	Total people vaccinated
Age group	266,182	544,325	810,507
16-24 years	32,760	17,418	50,178
25-34 years	38,022	32,462	70,484
35-44 years	46,608	54,951	101,559
45-54 years	48,794	90,308	139,102
55-64 years	46,352	128,766	175,118
65-74 years	30,485	129,879	160,364
75-84 years	15,814	66,256	82,070
85+ years	7,347	24,285	31,632
Race	266,182	544,325	810,507
White	147,897	341,882	489,779
Black	34,794	65,575	100,369
American Indian/Alaskan	1,019	2,232	3,251
Other	34,709	62,075	96,784
Unknown	47,763	72,561	120,324
Other race includes Asian, native Hawaiian/Pacific Islander, or other.			
Ethnicity	266,182	544,325	810,507
Hispanic	75,661	116,472	192,133
Non-Hispanic	105,233	274,318	379,551
Unknown	85,288	153,535	238,823
Gender	266,182	544,325	810,507
Female	138,534	299,142	437,676
Male	126,804	244,287	371,091
Unknown	844	896	1,740



COVID-19: Calhoun County vaccine summary

Vaccination data through Apr 28, 2021 as of Apr 29, 2021 at 12:05 AM

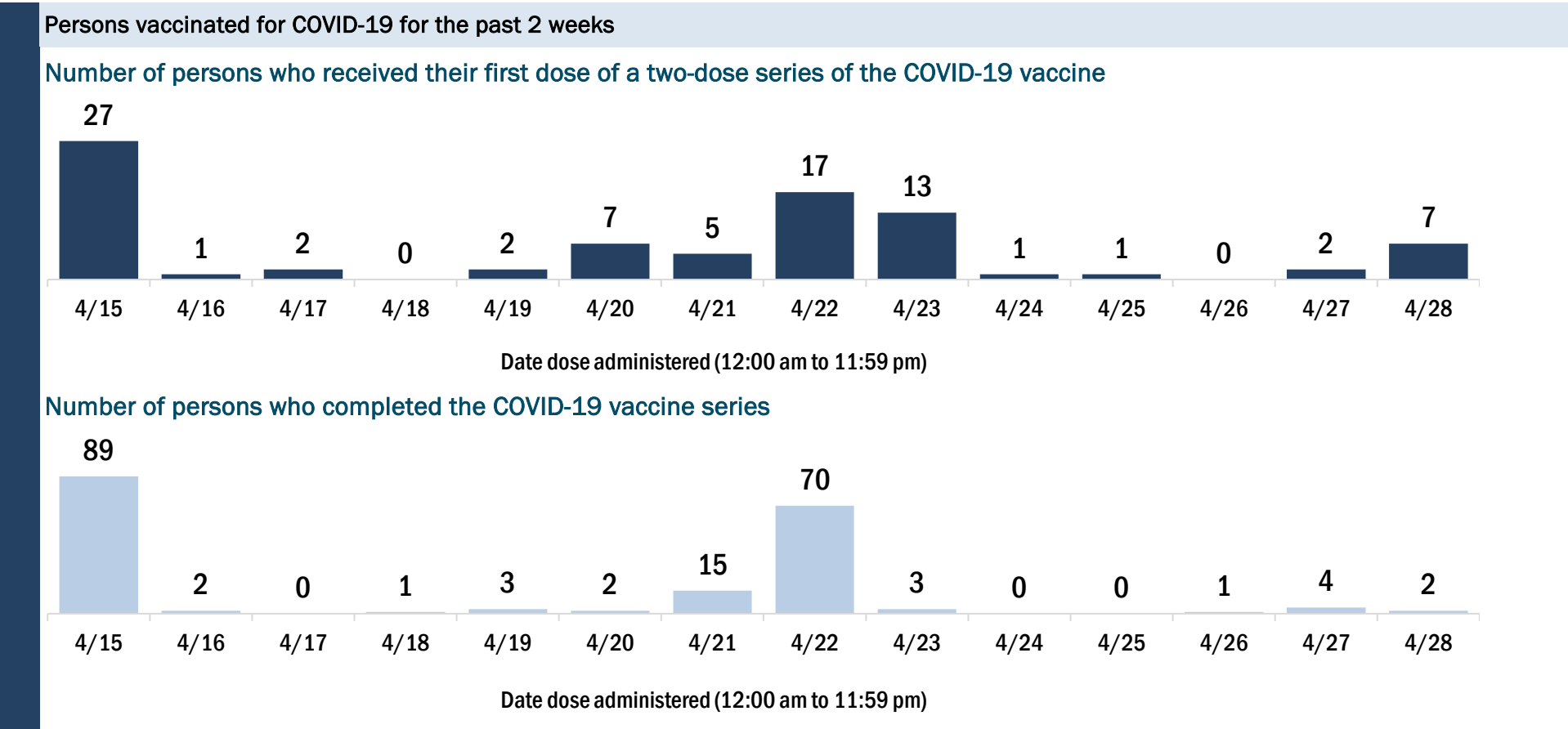
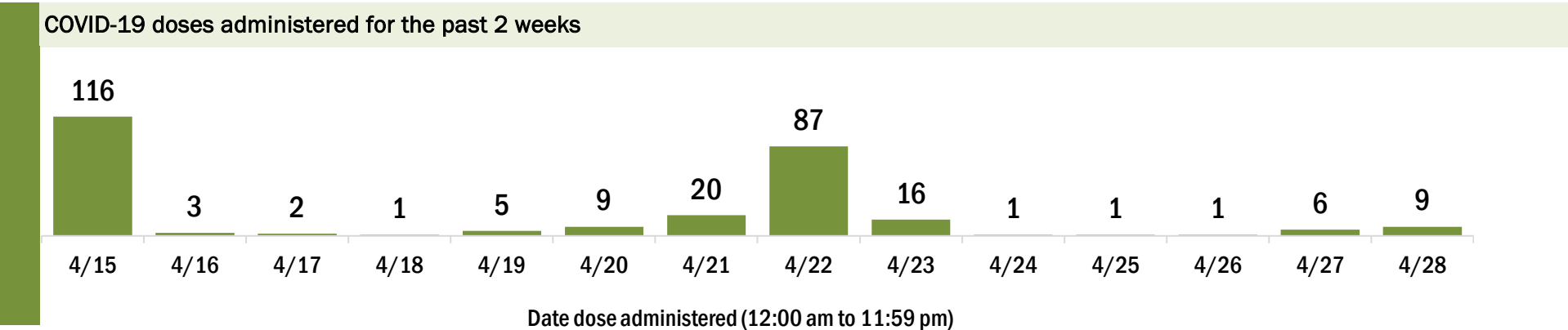
Data in this report are provisional and subject to change.

Data in this summary pertain to COVID-19 vaccines approved by the U.S. Food and Drug Administration and have been issued an Emergency Use Authorization (Janssen COVID-19 Vaccine, Moderna COVID-19 Vaccine and Pfizer-BioNTech COVID-19 Vaccine). These data summarize the number of people who have received either their first dose or have completed the series for a COVID-19 vaccine. **A person can only be counted in one category, first dose or series complete.** For persons receiving Moderna or Pfizer vaccines, once they receive their second dose, they are moved from the first dose column to the series completed column. **Because of this, the total first dose category may show a change from report to report not matching the total receiving their first dose from the previous day.** Persons receiving Johnson & Johnson vaccines will always be counted in the series completed column.

COVID-19 doses for vaccinated persons in Florida	
Doses administered	4,784
People receiving one dose of a 1-dose series (Johnson & Johnson) or receiving only one dose of a 2-dose series (Moderna, Pfizer) count once. Persons receiving both doses of a 2-dose series count twice.	

Current status of persons vaccinated for COVID-19 in Florida	
Total people vaccinated	2,715
First dose	476
Series completed	2,239
Completed 1-dose series	170
Completed 2-dose series	2,069
First dose: current number of people who have only received their first dose of the Moderna or Pfizer vaccine.	
Series complete: current number of people who have received both Moderna or Pfizer vaccine doses or one Johnson & Johnson dose and are considered fully immunized.	

Demographic summary	First dose	Series complete	Total people vaccinated
Age group	476	2,239	2,715
16-24 years	39	25	64
25-34 years	29	60	89
35-44 years	48	110	158
45-54 years	88	198	286
55-64 years	123	413	536
65-74 years	75	793	868
75-84 years	54	462	516
85+ years	20	178	198
Race	476	2,239	2,715
White	314	1,578	1,892
Black	51	146	197
American Indian/Alaskan	5	14	19
Other	45	316	361
Unknown	61	185	246
Other race includes Asian, native Hawaiian/Pacific Islander, or other.			
Ethnicity	476	2,239	2,715
Hispanic	16	41	57
Non-Hispanic	238	1,261	1,499
Unknown	222	937	1,159
Gender	476	2,239	2,715
Female	252	1,249	1,501
Male	224	989	1,213
Unknown	0	1	1



COVID-19: Charlotte County vaccine summary

Vaccination data through Apr 28, 2021 as of Apr 29, 2021 at 12:05 AM

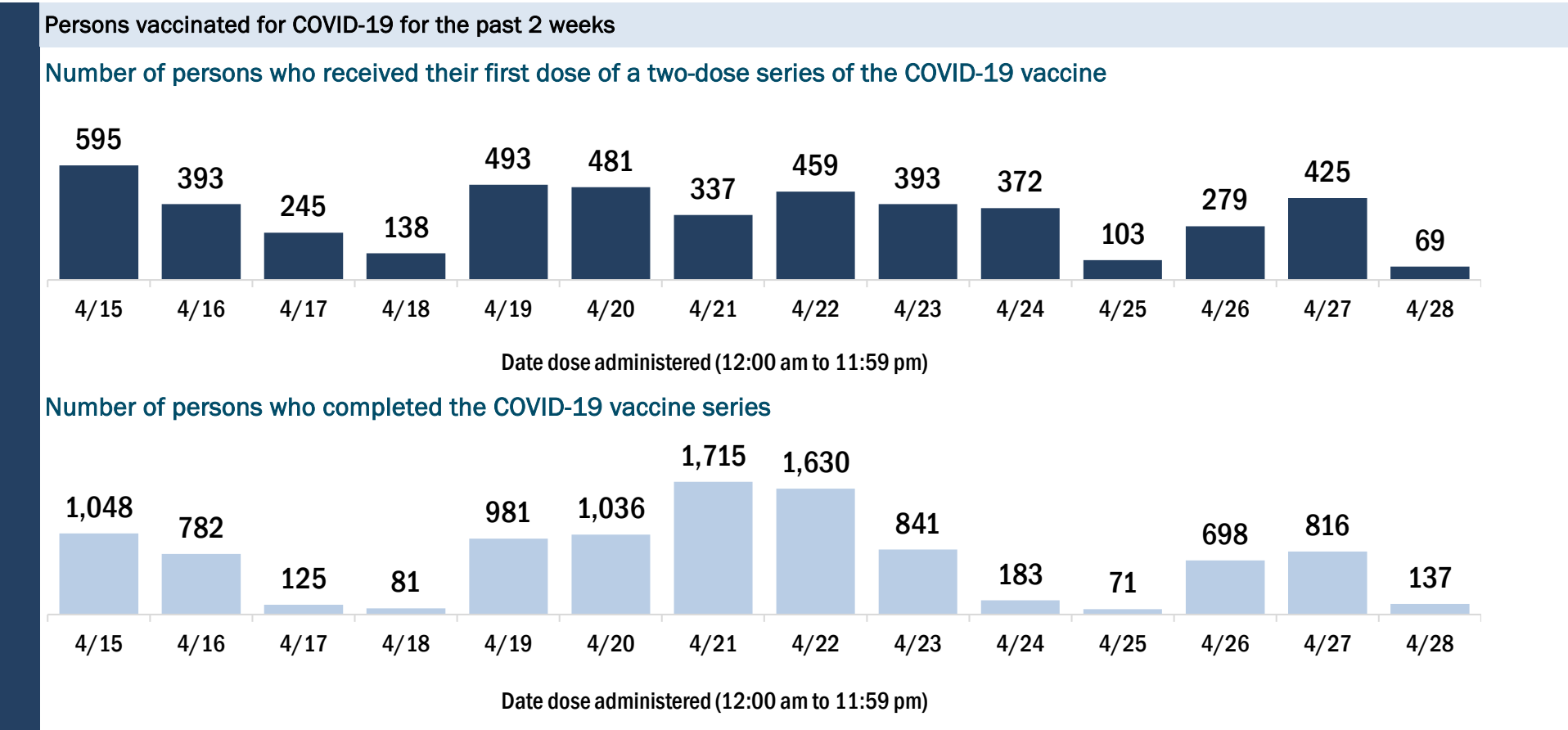
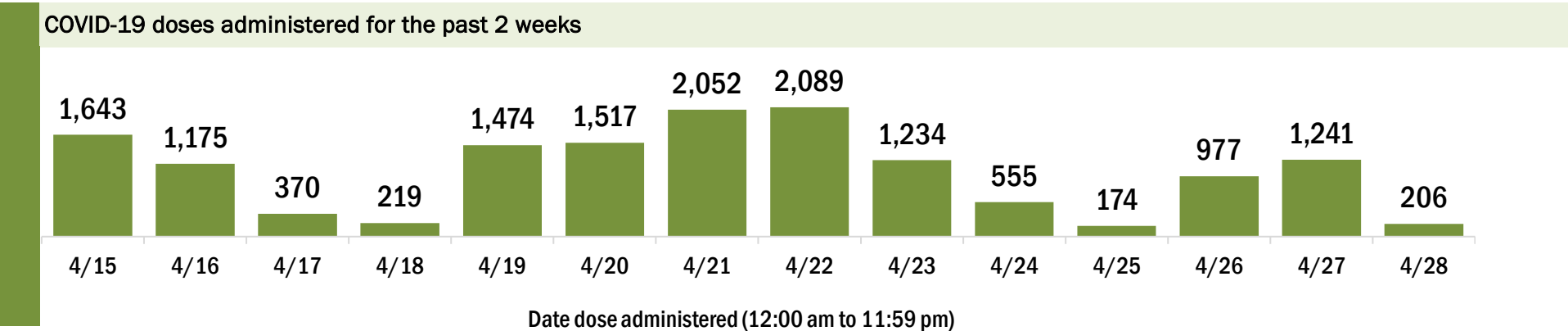
Data in this report are provisional and subject to change.

Data in this summary pertain to COVID-19 vaccines approved by the U.S. Food and Drug Administration and have been issued an Emergency Use Authorization (Janssen COVID-19 Vaccine, Moderna COVID-19 Vaccine and Pfizer-BioNTech COVID-19 Vaccine). These data summarize the number of people who have received either their first dose or have completed the series for a COVID-19 vaccine. **A person can only be counted in one category, first dose or series complete.** For persons receiving Moderna or Pfizer vaccines, once they receive their second dose, they are moved from the first dose column to the series completed column. **Because of this, the total first dose category may show a change from report to report not matching the total receiving their first dose from the previous day.** Persons receiving Johnson & Johnson vaccines will always be counted in the series completed column.

COVID-19 doses for vaccinated persons in Florida	
Doses administered	168,382
People receiving one dose of a 1-dose series (Johnson & Johnson) or receiving only one dose of a 2-dose series (Moderna, Pfizer) count once. Persons receiving both doses of a 2-dose series count twice.	

Current status of persons vaccinated for COVID-19 in Florida	
Total people vaccinated	102,148
First dose	30,538
Series completed	71,610
Completed 1-dose series	5,376
Completed 2-dose series	66,234
First dose: current number of people who have only received their first dose of the Moderna or Pfizer vaccine.	
Series complete: current number of people who have received both Moderna or Pfizer vaccine doses or one Johnson & Johnson dose and are considered fully immunized.	

Demographic summary	First dose	Series complete	Total people vaccinated
Age group	30,538	71,610	102,148
16-24 years	1,467	413	1,880
25-34 years	1,621	894	2,515
35-44 years	2,206	1,420	3,626
45-54 years	3,522	3,609	7,131
55-64 years	7,507	12,452	19,959
65-74 years	7,713	29,723	37,436
75-84 years	4,866	17,951	22,817
85+ years	1,636	5,148	6,784
Race	30,538	71,610	102,148
White	22,927	54,707	77,634
Black	994	1,206	2,200
American Indian/Alaskan	157	295	452
Other	2,165	4,592	6,757
Unknown	4,295	10,810	15,105
Other race includes Asian, native Hawaiian/Pacific Islander, or other.			
Ethnicity	30,538	71,610	102,148
Hispanic	1,441	1,579	3,020
Non-Hispanic	17,920	42,883	60,803
Unknown	11,177	27,148	38,325
Gender	30,538	71,610	102,148
Female	15,959	40,033	55,992
Male	14,549	31,550	46,099
Unknown	30	27	57



COVID-19: Citrus County vaccine summary

Vaccination data through Apr 28, 2021 as of Apr 29, 2021 at 12:05 AM

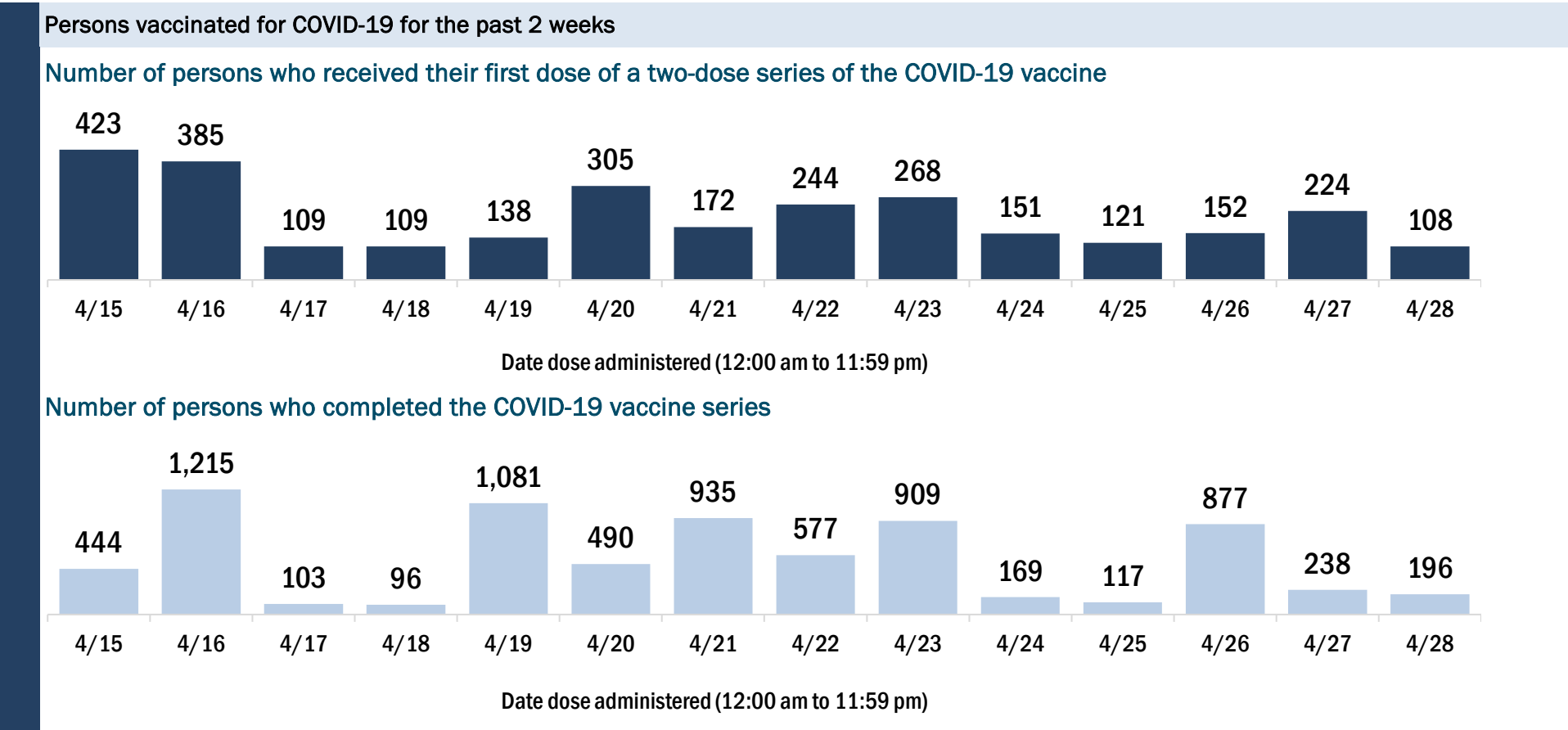
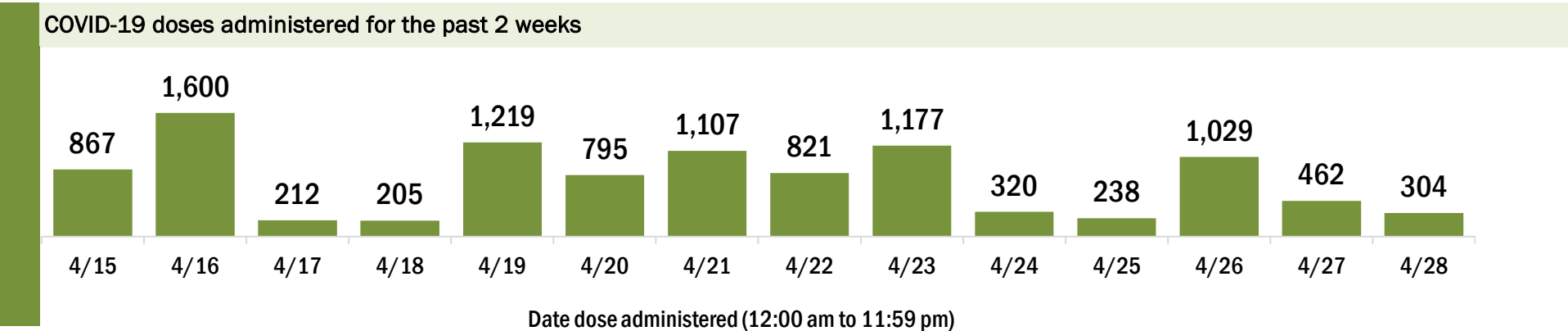
Data in this report are provisional and subject to change.

Data in this summary pertain to COVID-19 vaccines approved by the U.S. Food and Drug Administration and have been issued an Emergency Use Authorization (Janssen COVID-19 Vaccine, Moderna COVID-19 Vaccine and Pfizer-BioNTech COVID-19 Vaccine). These data summarize the number of people who have received either their first dose or have completed the series for a COVID-19 vaccine. **A person can only be counted in one category, first dose or series complete.** For persons receiving Moderna or Pfizer vaccines, once they receive their second dose, they are moved from the first dose column to the series completed column. **Because of this, the total first dose category may show a change from report to report not matching the total receiving their first dose from the previous day.** Persons receiving Johnson & Johnson vaccines will always be counted in the series completed column.

COVID-19 doses for vaccinated persons in Florida	
Doses administered	102,998
People receiving one dose of a 1-dose series (Johnson & Johnson) or receiving only one dose of a 2-dose series (Moderna, Pfizer) count once. Persons receiving both doses of a 2-dose series count twice.	

Current status of persons vaccinated for COVID-19 in Florida	
Total people vaccinated	59,462
First dose	14,460
Series completed	45,002
Completed 1-dose series	1,466
Completed 2-dose series	43,536
First dose: current number of people who have only received their first dose of the Moderna or Pfizer vaccine.	
Series complete: current number of people who have received both Moderna or Pfizer vaccine doses or one Johnson & Johnson dose and are considered fully immunized.	

Demographic summary	First dose	Series complete	Total people vaccinated
Age group	14,460	45,002	59,462
16-24 years	846	372	1,218
25-34 years	955	701	1,656
35-44 years	1,245	1,035	2,280
45-54 years	2,048	2,315	4,363
55-64 years	3,572	7,248	10,820
65-74 years	3,146	17,856	21,002
75-84 years	1,975	11,997	13,972
85+ years	673	3,478	4,151
Race	14,460	45,002	59,462
White	11,239	33,816	45,055
Black	298	641	939
American Indian/Alaskan	92	239	331
Other	937	3,001	3,938
Unknown	1,894	7,305	9,199
Other race includes Asian, native Hawaiian/Pacific Islander, or other.			
Ethnicity	14,460	45,002	59,462
Hispanic	810	1,215	2,025
Non-Hispanic	9,381	26,469	35,850
Unknown	4,269	17,318	21,587
Gender	14,460	45,002	59,462
Female	7,915	25,718	33,633
Male	6,521	19,271	25,792
Unknown	24	13	37



COVID-19: Clay County vaccine summary

Vaccination data through Apr 28, 2021 as of Apr 29, 2021 at 12:05 AM

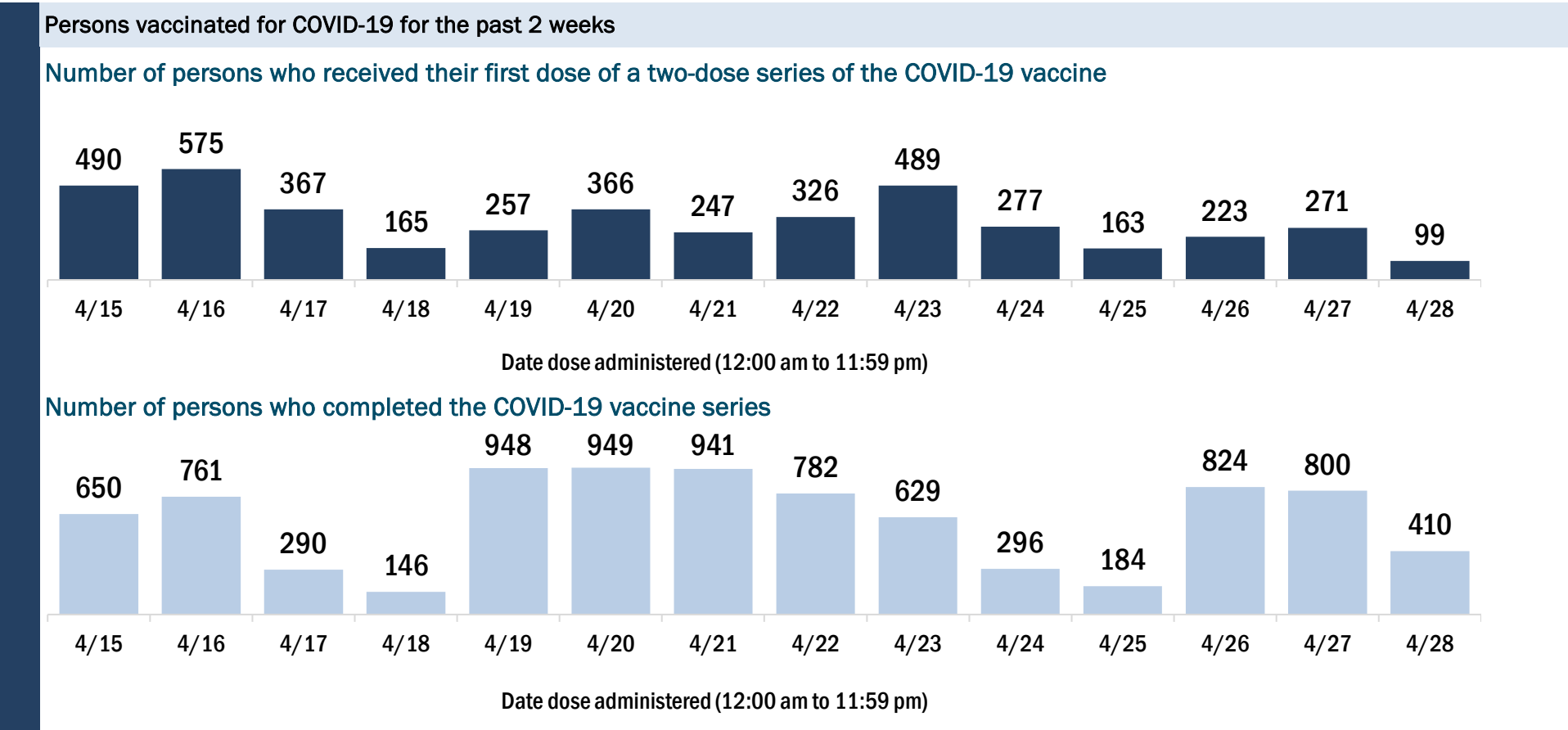
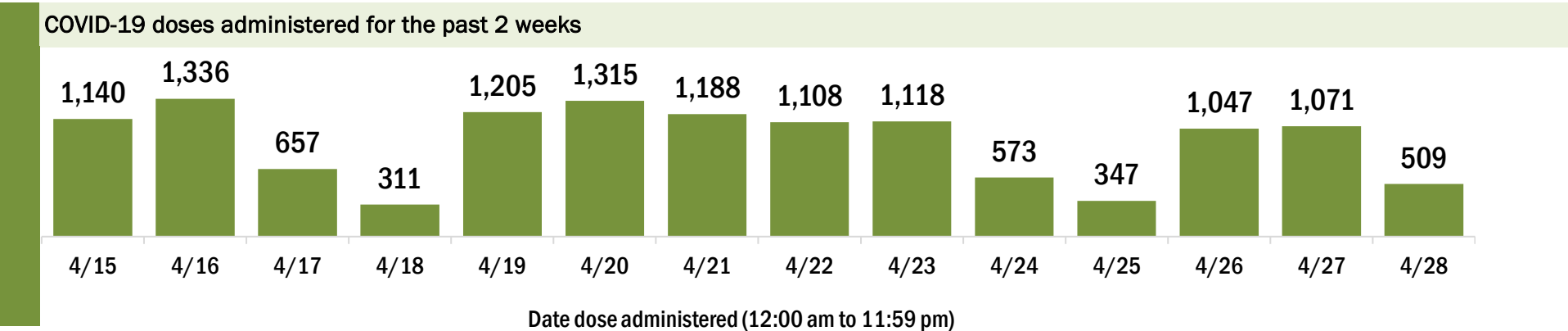
Data in this report are provisional and subject to change.

Data in this summary pertain to COVID-19 vaccines approved by the U.S. Food and Drug Administration and have been issued an Emergency Use Authorization (Janssen COVID-19 Vaccine, Moderna COVID-19 Vaccine and Pfizer-BioNTech COVID-19 Vaccine). These data summarize the number of people who have received either their first dose or have completed the series for a COVID-19 vaccine. **A person can only be counted in one category, first dose or series complete.** For persons receiving Moderna or Pfizer vaccines, once they receive their second dose, they are moved from the first dose column to the series completed column. **Because of this, the total first dose category may show a change from report to report not matching the total receiving their first dose from the previous day.** Persons receiving Johnson & Johnson vaccines will always be counted in the series completed column.

COVID-19 doses for vaccinated persons in Florida	
Doses administered	106,868
People receiving one dose of a 1-dose series (Johnson & Johnson) or receiving only one dose of a 2-dose series (Moderna, Pfizer) count once. Persons receiving both doses of a 2-dose series count twice.	

Current status of persons vaccinated for COVID-19 in Florida	
Total people vaccinated	62,385
First dose	14,845
Series completed	47,540
Completed 1-dose series	3,057
Completed 2-dose series	44,483
First dose: current number of people who have only received their first dose of the Moderna or Pfizer vaccine.	
Series complete: current number of people who have received both Moderna or Pfizer vaccine doses or one Johnson & Johnson dose and are considered fully immunized.	

Demographic summary	First dose	Series complete	Total people vaccinated
Age group	14,845	47,540	62,385
16-24 years	2,192	1,440	3,632
25-34 years	1,961	2,204	4,165
35-44 years	2,446	4,025	6,471
45-54 years	2,682	6,544	9,226
55-64 years	2,925	10,599	13,524
65-74 years	1,414	13,811	15,225
75-84 years	871	6,864	7,735
85+ years	354	2,053	2,407
Race	14,845	47,540	62,385
White	8,667	34,119	42,786
Black	1,361	3,246	4,607
American Indian/Alaskan	61	226	287
Other	2,048	4,520	6,568
Unknown	2,708	5,429	8,137
Other race includes Asian, native Hawaiian/Pacific Islander, or other.			
Ethnicity	14,845	47,540	62,385
Hispanic	1,378	2,265	3,643
Non-Hispanic	8,458	34,822	43,280
Unknown	5,009	10,453	15,462
Gender	14,845	47,540	62,385
Female	8,009	27,486	35,495
Male	6,669	20,049	26,718
Unknown	167	5	172



COVID-19: Collier County vaccine summary

Vaccination data through Apr 28, 2021 as of Apr 29, 2021 at 12:05 AM

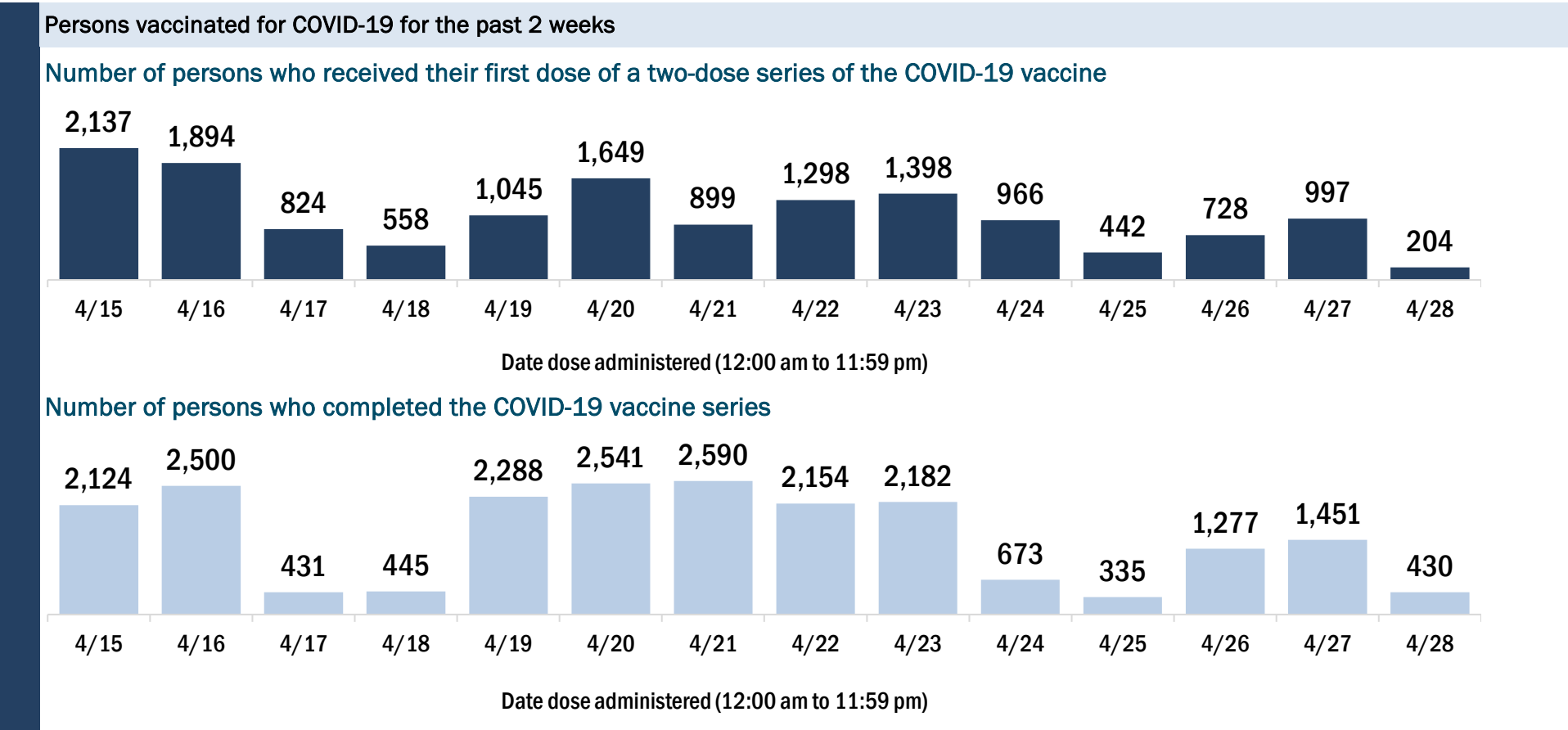
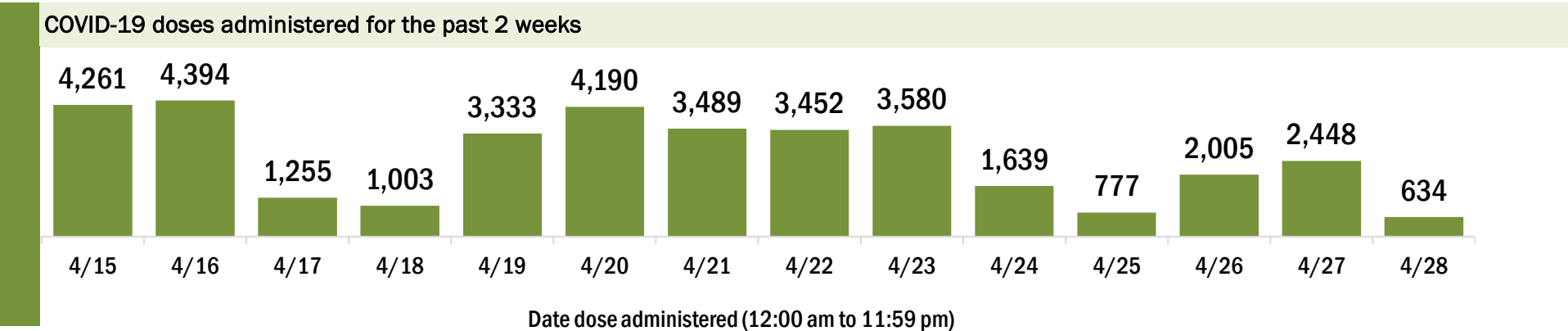
Data in this report are provisional and subject to change.

Data in this summary pertain to COVID-19 vaccines approved by the U.S. Food and Drug Administration and have been issued an Emergency Use Authorization (Janssen COVID-19 Vaccine, Moderna COVID-19 Vaccine and Pfizer-BioNTech COVID-19 Vaccine). These data summarize the number of people who have received either their first dose or have completed the series for a COVID-19 vaccine. **A person can only be counted in one category, first dose or series complete.** For persons receiving Moderna or Pfizer vaccines, once they receive their second dose, they are moved from the first dose column to the series completed column. **Because of this, the total first dose category may show a change from report to report not matching the total receiving their first dose from the previous day.** Persons receiving Johnson & Johnson vaccines will always be counted in the series completed column.

COVID-19 doses for vaccinated persons in Florida	
Doses administered	308,895
People receiving one dose of a 1-dose series (Johnson & Johnson) or receiving only one dose of a 2-dose series (Moderna, Pfizer) count once. Persons receiving both doses of a 2-dose series count twice.	

Current status of persons vaccinated for COVID-19 in Florida	
Total people vaccinated	187,095
First dose	53,394
Series completed	133,701
Completed 1-dose series	11,901
Completed 2-dose series	121,800
First dose: current number of people who have only received their first dose of the Moderna or Pfizer vaccine.	
Series complete: current number of people who have received both Moderna or Pfizer vaccine doses or one Johnson & Johnson dose and are considered fully immunized.	

Demographic summary	First dose	Series complete	Total people vaccinated
Age group	53,394	133,701	187,095
16-24 years	4,347	1,600	5,947
25-34 years	4,949	3,310	8,259
35-44 years	6,640	4,754	11,394
45-54 years	8,768	8,921	17,689
55-64 years	11,538	22,507	34,045
65-74 years	9,080	48,848	57,928
75-84 years	5,911	33,889	39,800
85+ years	2,161	9,872	12,033
Race	53,394	133,701	187,095
White	35,770	87,755	123,525
Black	1,316	1,583	2,899
American Indian/Alaskan	220	394	614
Other	5,514	10,213	15,727
Unknown	10,574	33,756	44,330
Other race includes Asian, native Hawaiian/Pacific Islander, or other.			
Ethnicity	53,394	133,701	187,095
Hispanic	10,087	7,816	17,903
Non-Hispanic	22,930	61,358	84,288
Unknown	20,377	64,527	84,904
Gender	53,394	133,701	187,095
Female	27,921	73,653	101,574
Male	25,204	59,777	84,981
Unknown	269	271	540



COVID-19: Columbia County vaccine summary

Vaccination data through Apr 28, 2021 as of Apr 29, 2021 at 12:05 AM

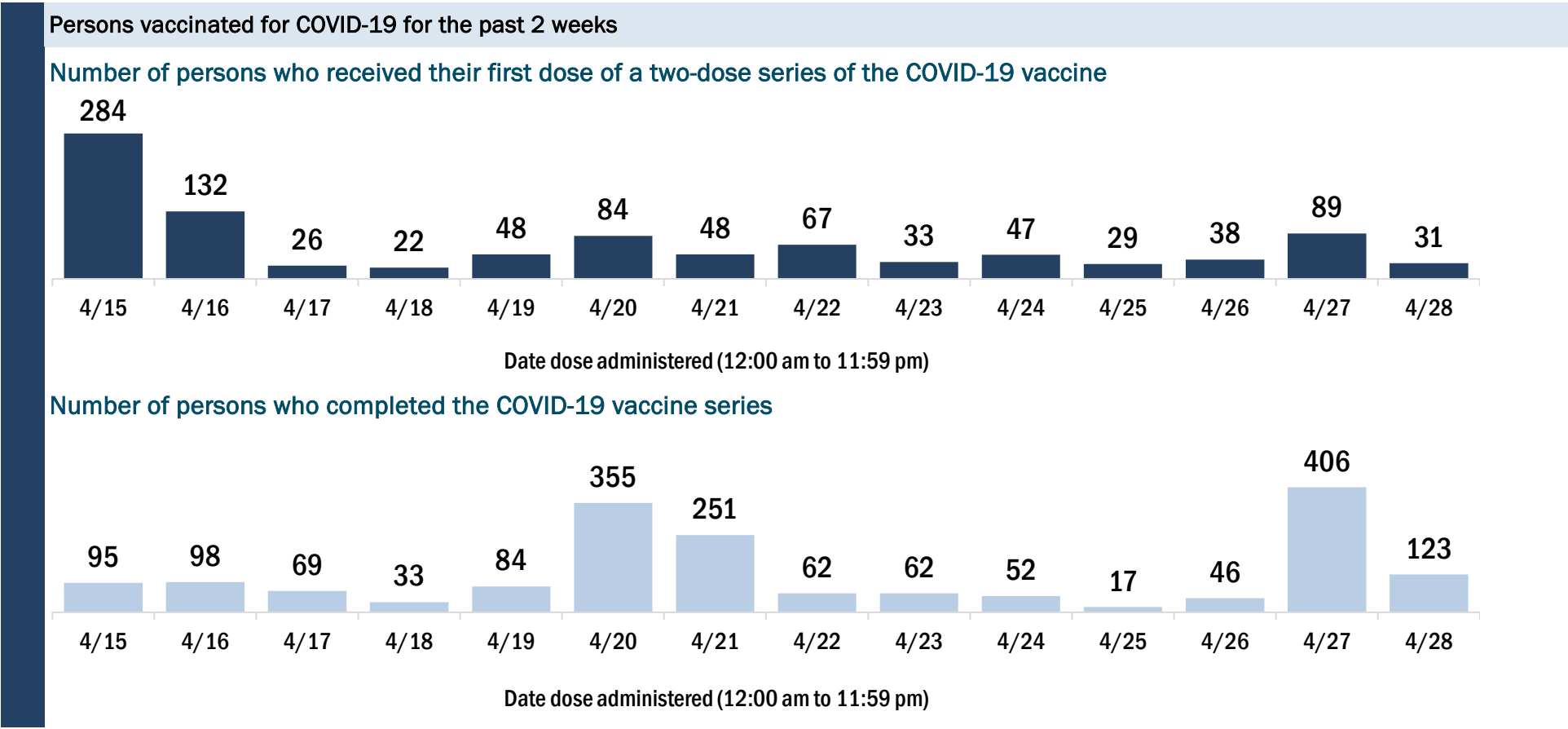
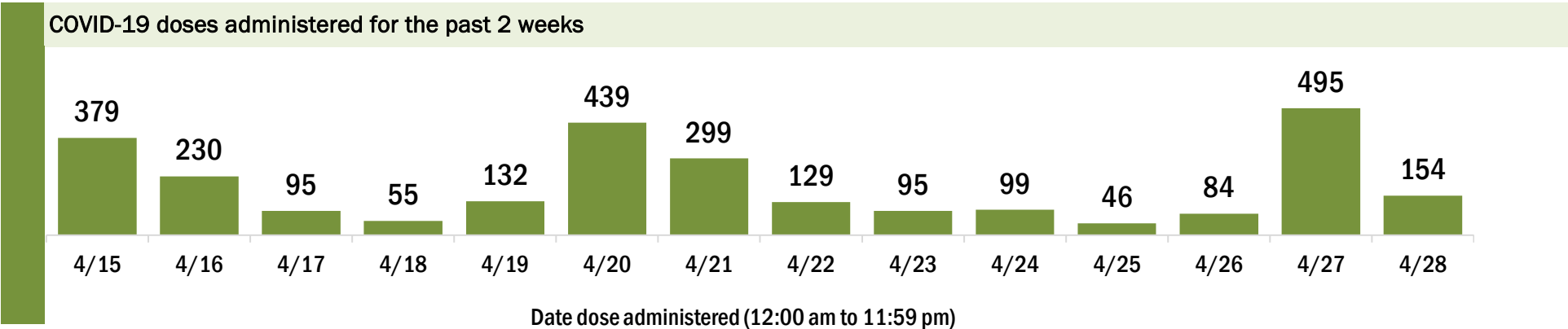
Data in this report are provisional and subject to change.

Data in this summary pertain to COVID-19 vaccines approved by the U.S. Food and Drug Administration and have been issued an Emergency Use Authorization (Janssen COVID-19 Vaccine, Moderna COVID-19 Vaccine and Pfizer-BioNTech COVID-19 Vaccine). These data summarize the number of people who have received either their first dose or have completed the series for a COVID-19 vaccine. **A person can only be counted in one category, first dose or series complete.** For persons receiving Moderna or Pfizer vaccines, once they receive their second dose, they are moved from the first dose column to the series completed column. **Because of this, the total first dose category may show a change from report to report not matching the total receiving their first dose from the previous day.** Persons receiving Johnson & Johnson vaccines will always be counted in the series completed column.

COVID-19 doses for vaccinated persons in Florida	
Doses administered	26,641
People receiving one dose of a 1-dose series (Johnson & Johnson) or receiving only one dose of a 2-dose series (Moderna, Pfizer) count once. Persons receiving both doses of a 2-dose series count twice.	

Current status of persons vaccinated for COVID-19 in Florida	
Total people vaccinated	15,854
First dose	3,465
Series completed	12,389
Completed 1-dose series	1,602
Completed 2-dose series	10,787
First dose: current number of people who have only received their first dose of the Moderna or Pfizer vaccine.	
Series complete: current number of people who have received both Moderna or Pfizer vaccine doses or one Johnson & Johnson dose and are considered fully immunized.	

Demographic summary	First dose	Series complete	Total people vaccinated
Age group	3,465	12,389	15,854
16-24 years	448	208	656
25-34 years	431	439	870
35-44 years	476	739	1,215
45-54 years	606	1,319	1,925
55-64 years	795	2,533	3,328
65-74 years	405	4,125	4,530
75-84 years	223	2,348	2,571
85+ years	81	678	759
Race	3,465	12,389	15,854
White	2,107	8,955	11,062
Black	593	1,344	1,937
American Indian/Alaskan	17	60	77
Other	341	836	1,177
Unknown	407	1,194	1,601
Other race includes Asian, native Hawaiian/Pacific Islander, or other.			
Ethnicity	3,465	12,389	15,854
Hispanic	244	383	627
Non-Hispanic	1,945	9,036	10,981
Unknown	1,276	2,970	4,246
Gender	3,465	12,389	15,854
Female	1,421	7,236	8,657
Male	2,034	5,153	7,187
Unknown	10	0	10



COVID-19: Dade County vaccine summary

Vaccination data through Apr 28, 2021 as of Apr 29, 2021 at 12:05 AM

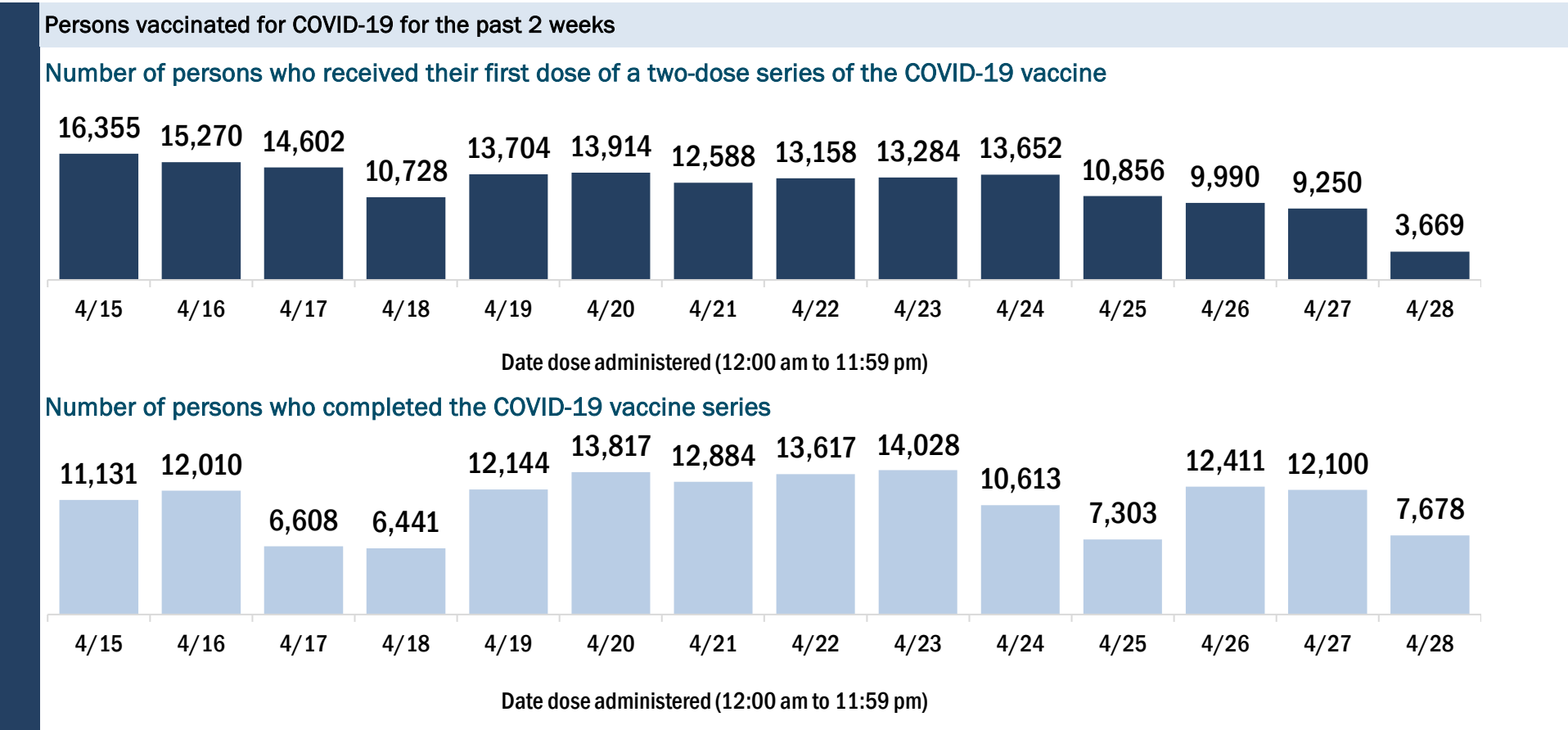
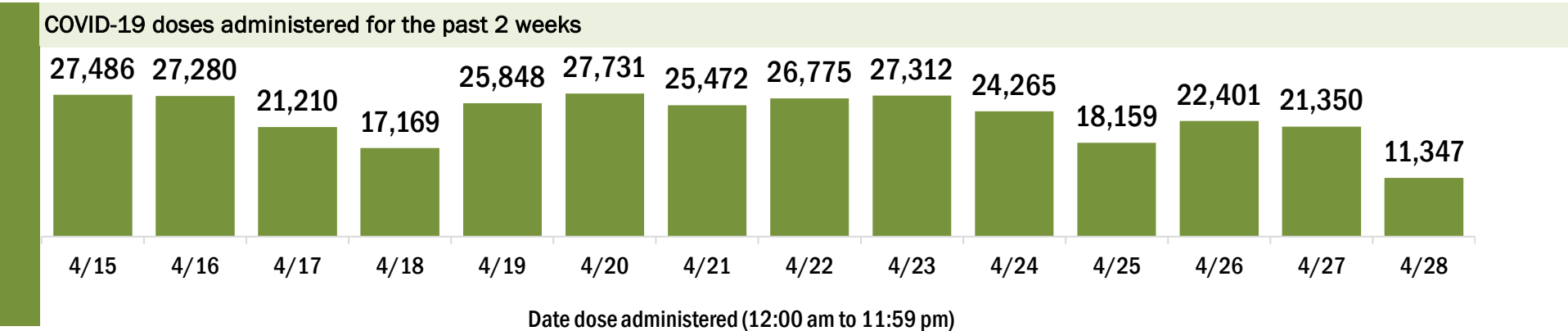
Data in this report are provisional and subject to change.

Data in this summary pertain to COVID-19 vaccines approved by the U.S. Food and Drug Administration and have been issued an Emergency Use Authorization (Janssen COVID-19 Vaccine, Moderna COVID-19 Vaccine and Pfizer-BioNTech COVID-19 Vaccine). These data summarize the number of people who have received either their first dose or have completed the series for a COVID-19 vaccine. **A person can only be counted in one category, first dose or series complete.** For persons receiving Moderna or Pfizer vaccines, once they receive their second dose, they are moved from the first dose column to the series completed column. **Because of this, the total first dose category may show a change from report to report not matching the total receiving their first dose from the previous day.** Persons receiving Johnson & Johnson vaccines will always be counted in the series completed column.

COVID-19 doses for vaccinated persons in Florida	
Doses administered	1,917,194
People receiving one dose of a 1-dose series (Johnson & Johnson) or receiving only one dose of a 2-dose series (Moderna, Pfizer) count once. Persons receiving both doses of a 2-dose series count twice.	

Current status of persons vaccinated for COVID-19 in Florida	
Total people vaccinated	1,211,875
First dose	407,616
Series completed	804,259
Completed 1-dose series	98,940
Completed 2-dose series	705,319
First dose: current number of people who have only received their first dose of the Moderna or Pfizer vaccine.	
Series complete: current number of people who have received both Moderna or Pfizer vaccine doses or one Johnson & Johnson dose and are considered fully immunized.	

Demographic summary	First dose	Series complete	Total people vaccinated
Age group	407,616	804,259	1,211,875
16-24 years	47,897	30,933	78,830
25-34 years	61,524	61,443	122,967
35-44 years	71,415	91,468	162,883
45-54 years	78,137	139,008	217,145
55-64 years	69,023	174,940	243,963
65-74 years	45,373	167,560	212,933
75-84 years	23,933	100,472	124,405
85+ years	10,314	38,435	48,749
Race	407,616	804,259	1,211,875
White	284,416	566,081	850,497
Black	24,323	54,366	78,689
American Indian/Alaskan	1,193	1,725	2,918
Other	45,781	86,664	132,445
Unknown	51,903	95,423	147,326
Other race includes Asian, native Hawaiian/Pacific Islander, or other.			
Ethnicity	407,616	804,259	1,211,875
Hispanic	221,749	394,352	616,101
Non-Hispanic	65,993	176,732	242,725
Unknown	119,874	233,175	353,049
Gender	407,616	804,259	1,211,875
Female	211,330	443,383	654,713
Male	194,393	359,577	553,970
Unknown	1,893	1,299	3,192



COVID-19: Desoto County vaccine summary

Vaccination data through Apr 28, 2021 as of Apr 29, 2021 at 12:05 AM

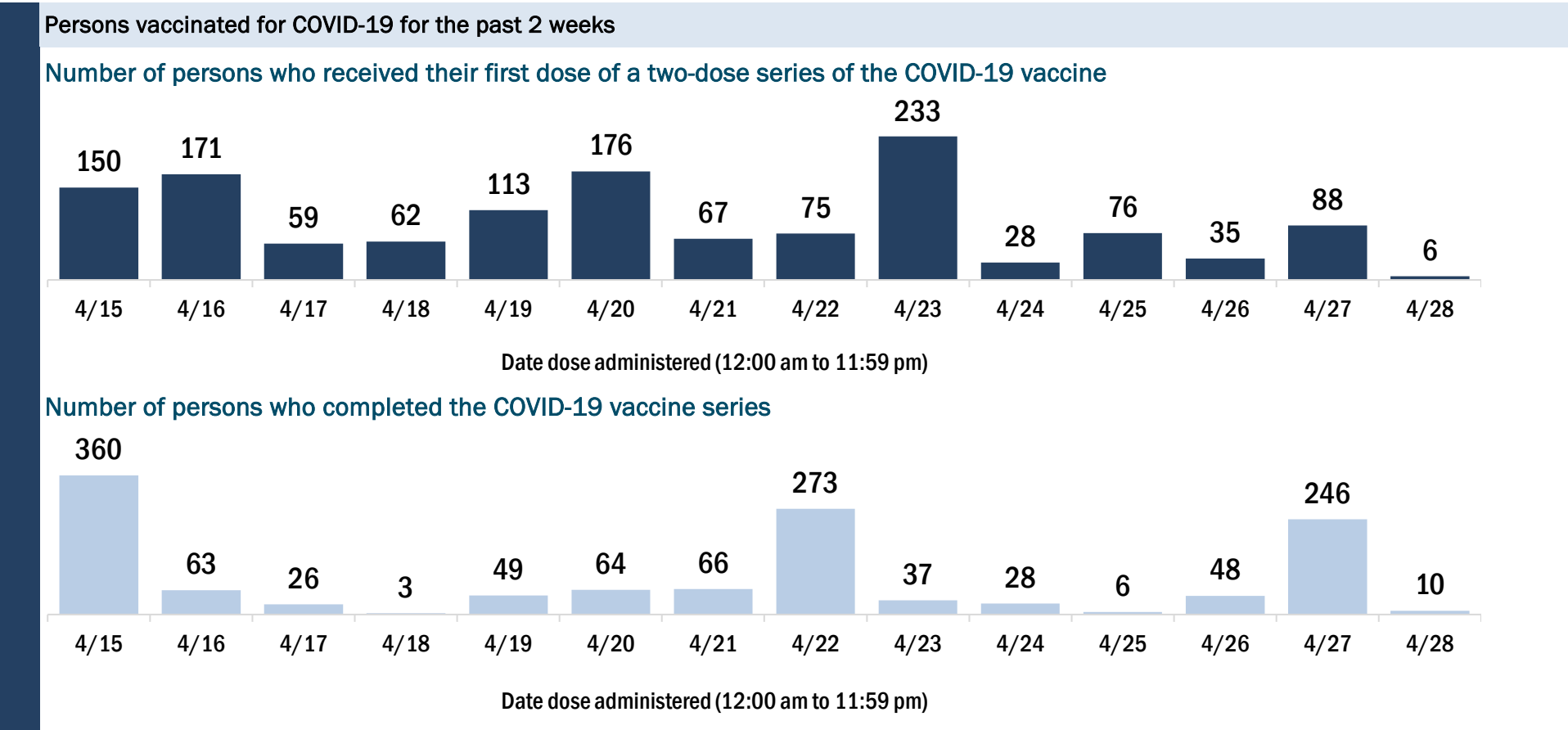
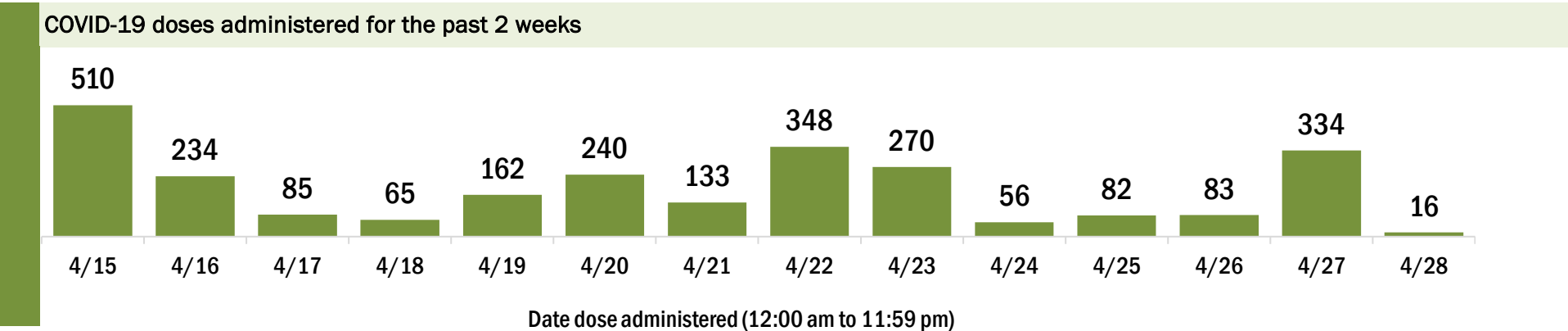
Data in this report are provisional and subject to change.

Data in this summary pertain to COVID-19 vaccines approved by the U.S. Food and Drug Administration and have been issued an Emergency Use Authorization (Janssen COVID-19 Vaccine, Moderna COVID-19 Vaccine and Pfizer-BioNTech COVID-19 Vaccine). These data summarize the number of people who have received either their first dose or have completed the series for a COVID-19 vaccine. **A person can only be counted in one category, first dose or series complete.** For persons receiving Moderna or Pfizer vaccines, once they receive their second dose, they are moved from the first dose column to the series completed column. **Because of this, the total first dose category may show a change from report to report not matching the total receiving their first dose from the previous day.** Persons receiving Johnson & Johnson vaccines will always be counted in the series completed column.

COVID-19 doses for vaccinated persons in Florida	
Doses administered	17,419
People receiving one dose of a 1-dose series (Johnson & Johnson) or receiving only one dose of a 2-dose series (Moderna, Pfizer) count once. Persons receiving both doses of a 2-dose series count twice.	

Current status of persons vaccinated for COVID-19 in Florida	
Total people vaccinated	11,074
First dose	4,217
Series completed	6,857
Completed 1-dose series	512
Completed 2-dose series	6,345
First dose: current number of people who have only received their first dose of the Moderna or Pfizer vaccine.	
Series complete: current number of people who have received both Moderna or Pfizer vaccine doses or one Johnson & Johnson dose and are considered fully immunized.	

Demographic summary	First dose	Series complete	Total people vaccinated
Age group	4,217	6,857	11,074
16-24 years	363	89	452
25-34 years	510	203	713
35-44 years	605	258	863
45-54 years	713	482	1,195
55-64 years	932	1,100	2,032
65-74 years	627	2,604	3,231
75-84 years	367	1,721	2,088
85+ years	100	400	500
Race	4,217	6,857	11,074
White	2,181	4,988	7,169
Black	237	370	607
American Indian/Alaskan	19	28	47
Other	1,042	585	1,627
Unknown	738	886	1,624
Other race includes Asian, native Hawaiian/Pacific Islander, or other.			
Ethnicity	4,217	6,857	11,074
Hispanic	1,375	456	1,831
Non-Hispanic	1,521	3,462	4,983
Unknown	1,321	2,939	4,260
Gender	4,217	6,857	11,074
Female	1,675	3,749	5,424
Male	2,542	3,107	5,649
Unknown	0	1	1



COVID-19: Dixie County vaccine summary

Vaccination data through Apr 28, 2021 as of Apr 29, 2021 at 12:05 AM

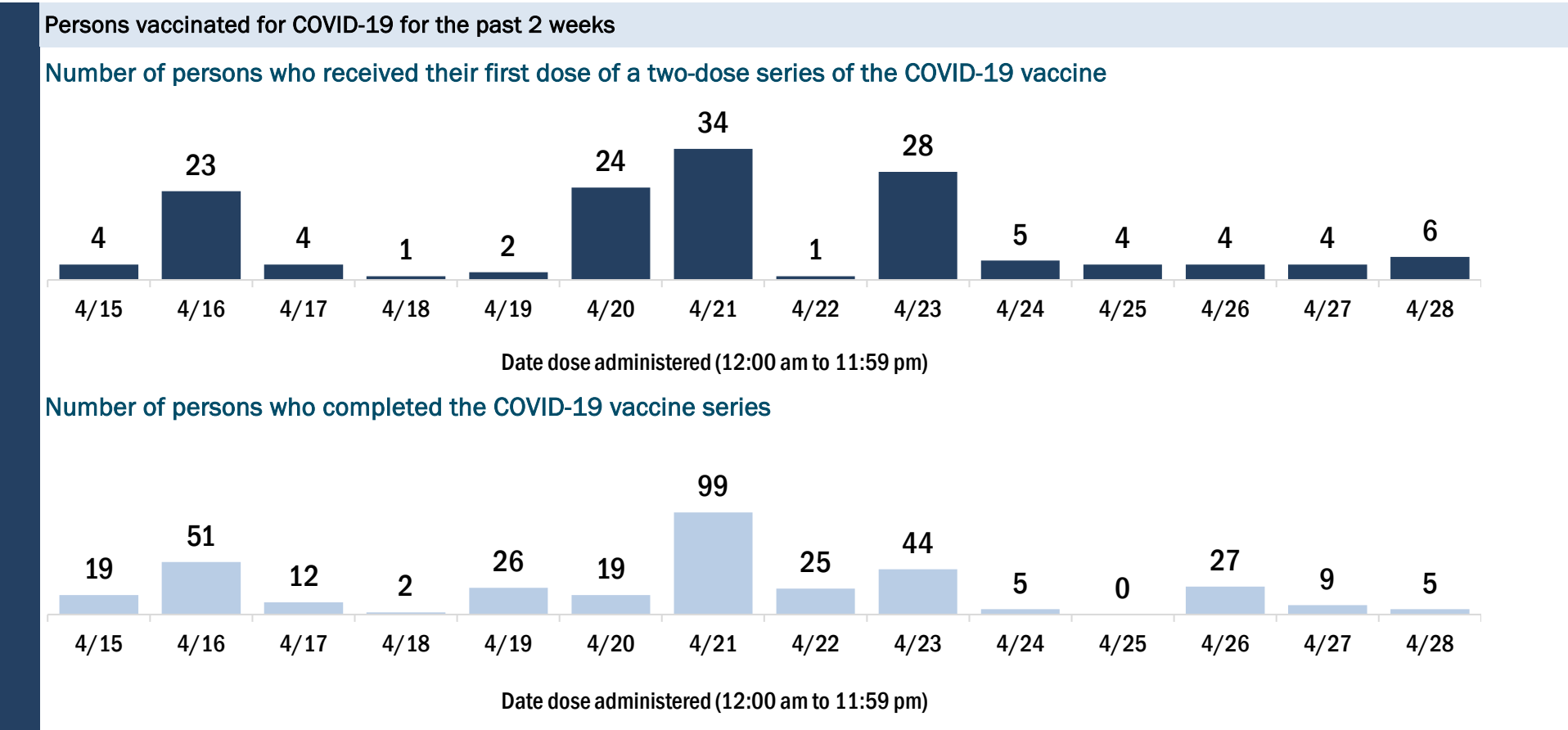
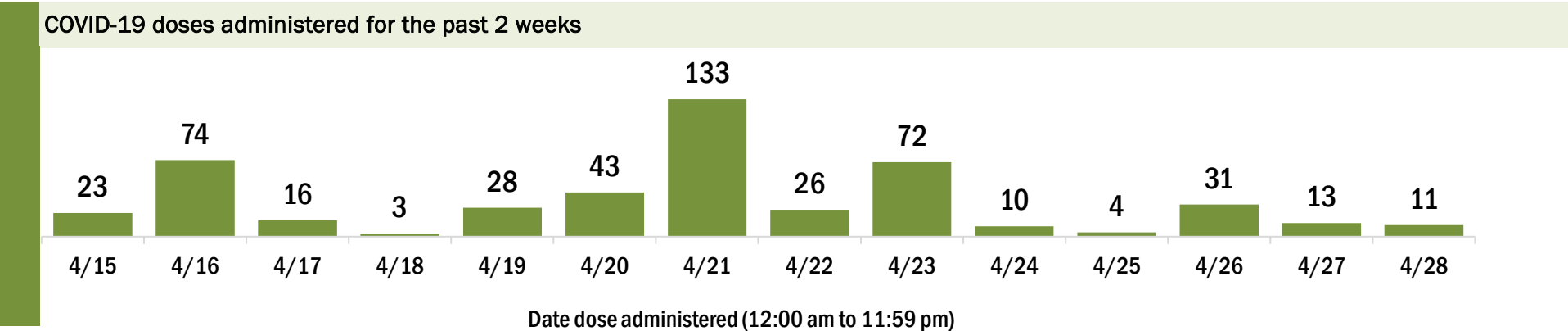
Data in this report are provisional and subject to change.

Data in this summary pertain to COVID-19 vaccines approved by the U.S. Food and Drug Administration and have been issued an Emergency Use Authorization (Janssen COVID-19 Vaccine, Moderna COVID-19 Vaccine and Pfizer-BioNTech COVID-19 Vaccine). These data summarize the number of people who have received either their first dose or have completed the series for a COVID-19 vaccine. **A person can only be counted in one category, first dose or series complete.** For persons receiving Moderna or Pfizer vaccines, once they receive their second dose, they are moved from the first dose column to the series completed column. **Because of this, the total first dose category may show a change from report to report not matching the total receiving their first dose from the previous day.** Persons receiving Johnson & Johnson vaccines will always be counted in the series completed column.

COVID-19 doses for vaccinated persons in Florida	
Doses administered	5,974
People receiving one dose of a 1-dose series (Johnson & Johnson) or receiving only one dose of a 2-dose series (Moderna, Pfizer) count once. Persons receiving both doses of a 2-dose series count twice.	

Current status of persons vaccinated for COVID-19 in Florida	
Total people vaccinated	3,814
First dose	1,309
Series completed	2,505
Completed 1-dose series	345
Completed 2-dose series	2,160
First dose: current number of people who have only received their first dose of the Moderna or Pfizer vaccine.	
Series complete: current number of people who have received both Moderna or Pfizer vaccine doses or one Johnson & Johnson dose and are considered fully immunized.	

Demographic summary	First dose	Series complete	Total people vaccinated
Age group	1,309	2,505	3,814
16-24 years	40	21	61
25-34 years	94	35	129
35-44 years	219	77	296
45-54 years	274	143	417
55-64 years	357	520	877
65-74 years	200	1,005	1,205
75-84 years	100	559	659
85+ years	25	145	170
Race	1,309	2,505	3,814
White	958	2,185	3,143
Black	263	101	364
American Indian/Alaskan	11	13	24
Other	46	71	117
Unknown	31	135	166
Other race includes Asian, native Hawaiian/Pacific Islander, or other.			
Ethnicity	1,309	2,505	3,814
Hispanic	37	45	82
Non-Hispanic	1,065	1,901	2,966
Unknown	207	559	766
Gender	1,309	2,505	3,814
Female	361	1,341	1,702
Male	948	1,164	2,112
Unknown	0	0	0



COVID-19: Duval County vaccine summary

Vaccination data through Apr 28, 2021 as of Apr 29, 2021 at 12:05 AM

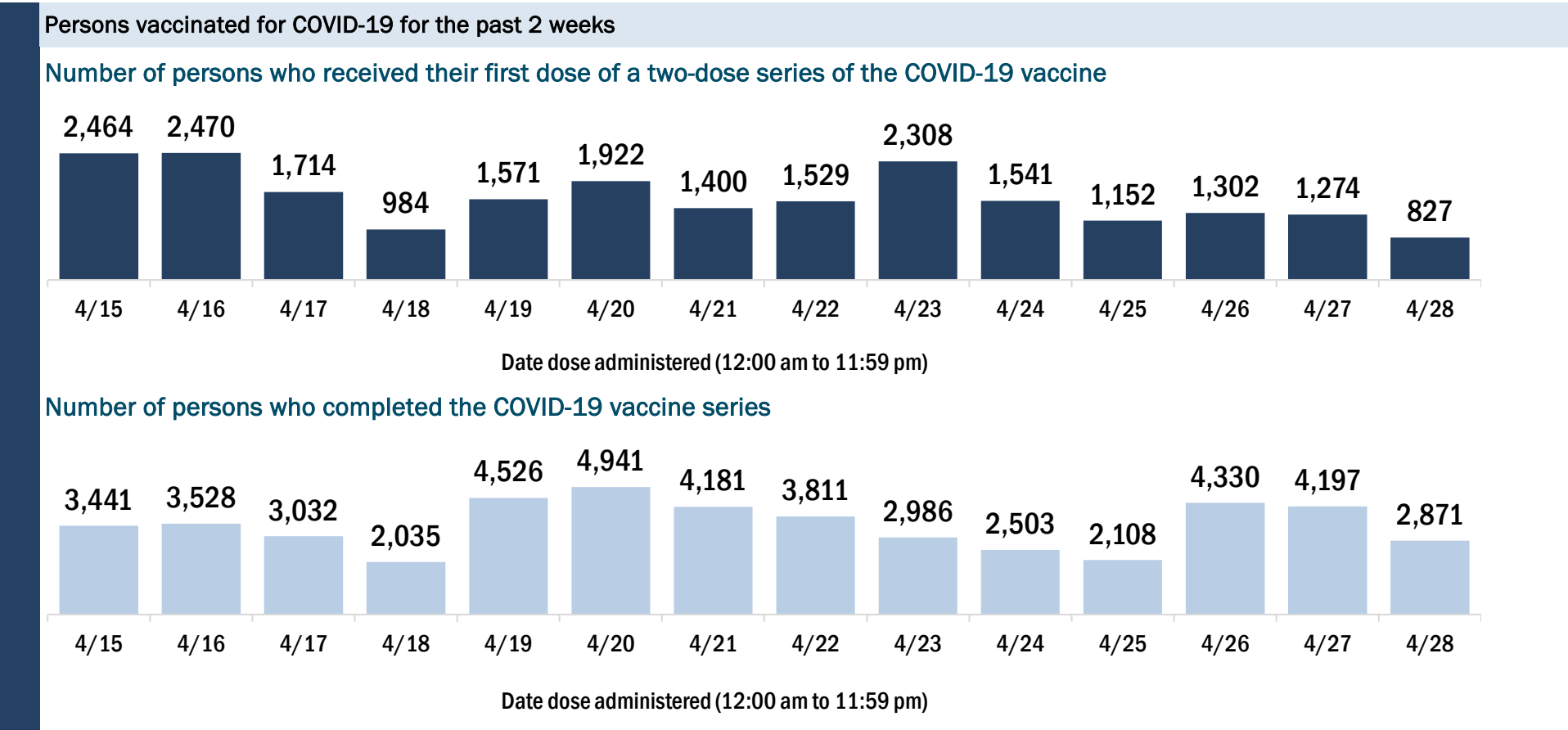
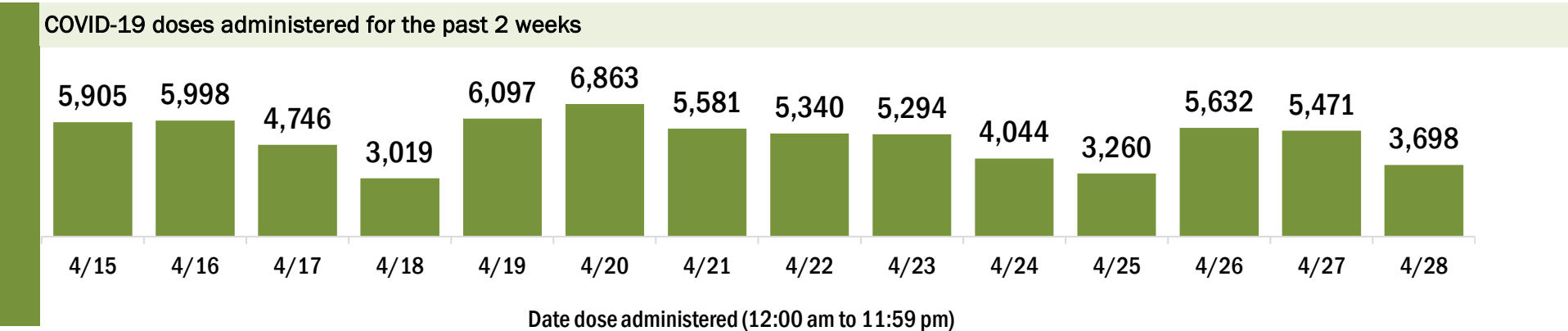
Data in this report are provisional and subject to change.

Data in this summary pertain to COVID-19 vaccines approved by the U.S. Food and Drug Administration and have been issued an Emergency Use Authorization (Janssen COVID-19 Vaccine, Moderna COVID-19 Vaccine and Pfizer-BioNTech COVID-19 Vaccine). These data summarize the number of people who have received either their first dose or have completed the series for a COVID-19 vaccine. **A person can only be counted in one category, first dose or series complete.** For persons receiving Moderna or Pfizer vaccines, once they receive their second dose, they are moved from the first dose column to the series completed column. **Because of this, the total first dose category may show a change from report to report not matching the total receiving their first dose from the previous day.** Persons receiving Johnson & Johnson vaccines will always be counted in the series completed column.

COVID-19 doses for vaccinated persons in Florida	
Doses administered	541,309
People receiving one dose of a 1-dose series (Johnson & Johnson) or receiving only one dose of a 2-dose series (Moderna, Pfizer) count once. Persons receiving both doses of a 2-dose series count twice.	

Current status of persons vaccinated for COVID-19 in Florida	
Total people vaccinated	322,731
First dose	80,297
Series completed	242,434
Completed 1-dose series	23,856
Completed 2-dose series	218,578
First dose: current number of people who have only received their first dose of the Moderna or Pfizer vaccine.	
Series complete: current number of people who have received both Moderna or Pfizer vaccine doses or one Johnson & Johnson dose and are considered fully immunized.	

Demographic summary	First dose	Series complete	Total people vaccinated
Age group	80,297	242,434	322,731
16-24 years	10,213	8,477	18,690
25-34 years	13,668	20,211	33,879
35-44 years	13,244	26,230	39,474
45-54 years	12,205	36,870	49,075
55-64 years	13,025	55,770	68,795
65-74 years	11,061	59,064	70,125
75-84 years	4,780	26,674	31,454
85+ years	2,101	9,138	11,239
Race	80,297	242,434	322,731
White	40,365	141,162	181,527
Black	12,373	40,866	53,239
American Indian/Alaskan	259	584	843
Other	13,428	29,967	43,395
Unknown	13,872	29,855	43,727
Other race includes Asian, native Hawaiian/Pacific Islander, or other.			
Ethnicity	80,297	242,434	322,731
Hispanic	7,681	12,493	20,174
Non-Hispanic	49,618	175,798	225,416
Unknown	22,998	54,143	77,141
Gender	80,297	242,434	322,731
Female	41,662	138,843	180,505
Male	36,181	103,437	139,618
Unknown	2,454	154	2,608



COVID-19: Escambia County vaccine summary

Vaccination data through Apr 28, 2021 as of Apr 29, 2021 at 12:05 AM

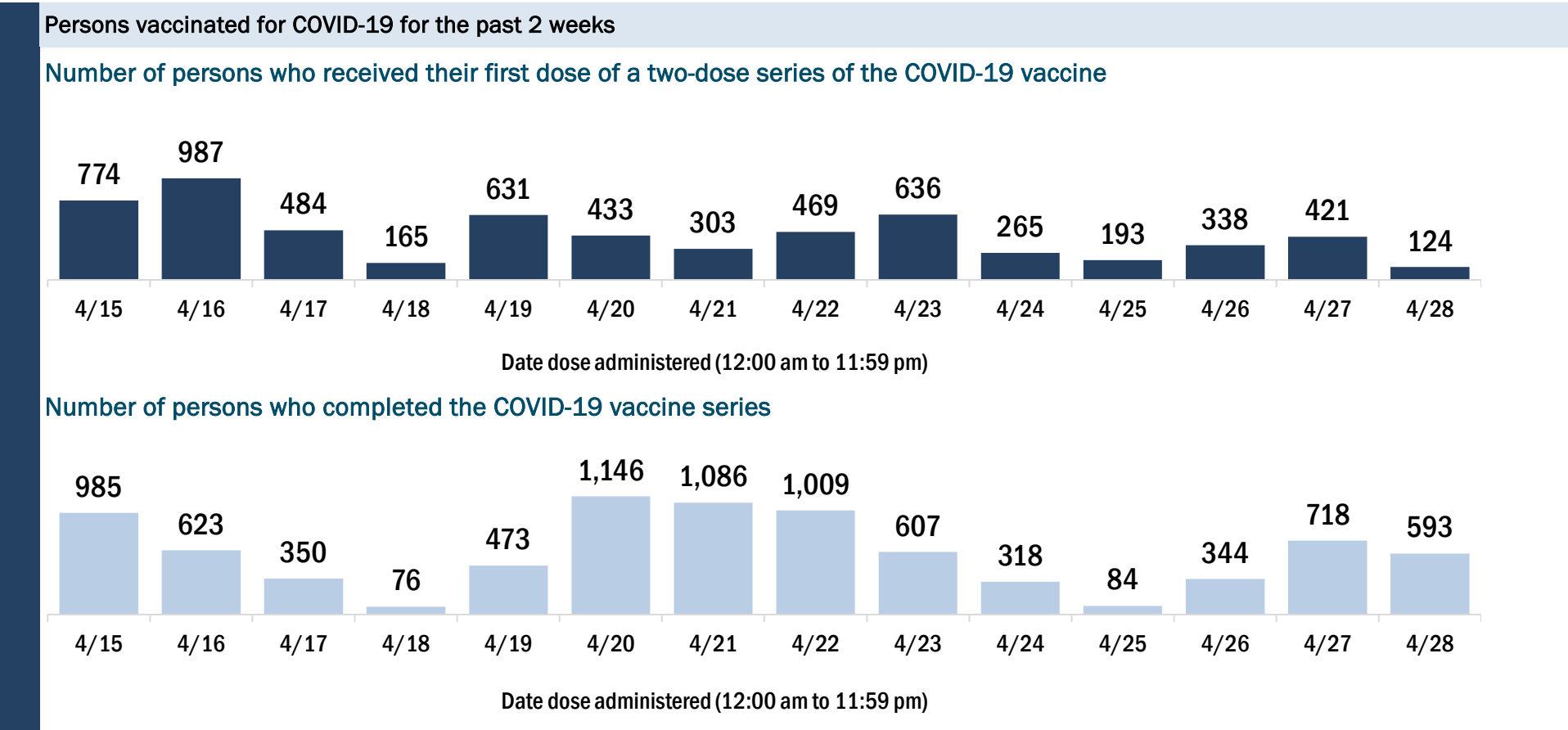
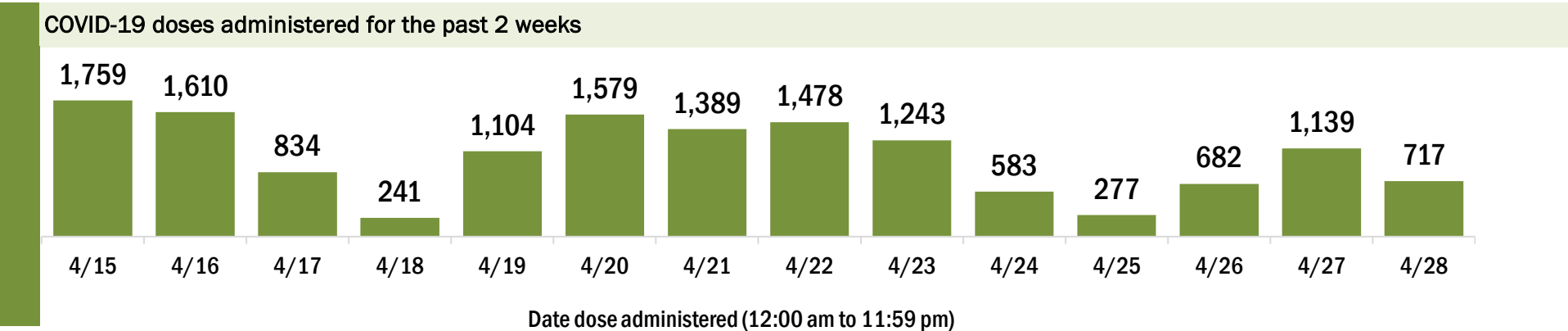
Data in this report are provisional and subject to change.

Data in this summary pertain to COVID-19 vaccines approved by the U.S. Food and Drug Administration and have been issued an Emergency Use Authorization (Janssen COVID-19 Vaccine, Moderna COVID-19 Vaccine and Pfizer-BioNTech COVID-19 Vaccine). These data summarize the number of people who have received either their first dose or have completed the series for a COVID-19 vaccine. **A person can only be counted in one category, first dose or series complete.** For persons receiving Moderna or Pfizer vaccines, once they receive their second dose, they are moved from the first dose column to the series completed column. **Because of this, the total first dose category may show a change from report to report not matching the total receiving their first dose from the previous day.** Persons receiving Johnson & Johnson vaccines will always be counted in the series completed column.

COVID-19 doses for vaccinated persons in Florida	
Doses administered	158,945
People receiving one dose of a 1-dose series (Johnson & Johnson) or receiving only one dose of a 2-dose series (Moderna, Pfizer) count once. Persons receiving both doses of a 2-dose series count twice.	

Current status of persons vaccinated for COVID-19 in Florida	
Total people vaccinated	96,557
First dose	27,170
Series completed	69,387
Completed 1-dose series	6,999
Completed 2-dose series	62,388
First dose: current number of people who have only received their first dose of the Moderna or Pfizer vaccine.	
Series complete: current number of people who have received both Moderna or Pfizer vaccine doses or one Johnson & Johnson dose and are considered fully immunized.	

Demographic summary	First dose	Series complete	Total people vaccinated
Age group	27,170	69,387	96,557
16-24 years	3,403	1,564	4,967
25-34 years	4,395	3,708	8,103
35-44 years	4,046	4,958	9,004
45-54 years	3,946	8,230	12,176
55-64 years	4,629	16,120	20,749
65-74 years	3,856	20,181	24,037
75-84 years	2,073	10,752	12,825
85+ years	822	3,874	4,696
Race	27,170	69,387	96,557
White	14,435	42,524	56,959
Black	3,518	10,506	14,024
American Indian/Alaskan	147	520	667
Other	2,863	6,335	9,198
Unknown	6,207	9,502	15,709
Other race includes Asian, native Hawaiian/Pacific Islander, or other.			
Ethnicity	27,170	69,387	96,557
Hispanic	1,216	1,663	2,879
Non-Hispanic	16,238	49,124	65,362
Unknown	9,716	18,600	28,316
Gender	27,170	69,387	96,557
Female	14,758	40,767	55,525
Male	12,330	28,556	40,886
Unknown	82	64	146



COVID-19: Flagler County vaccine summary

Vaccination data through Apr 28, 2021 as of Apr 29, 2021 at 12:05 AM

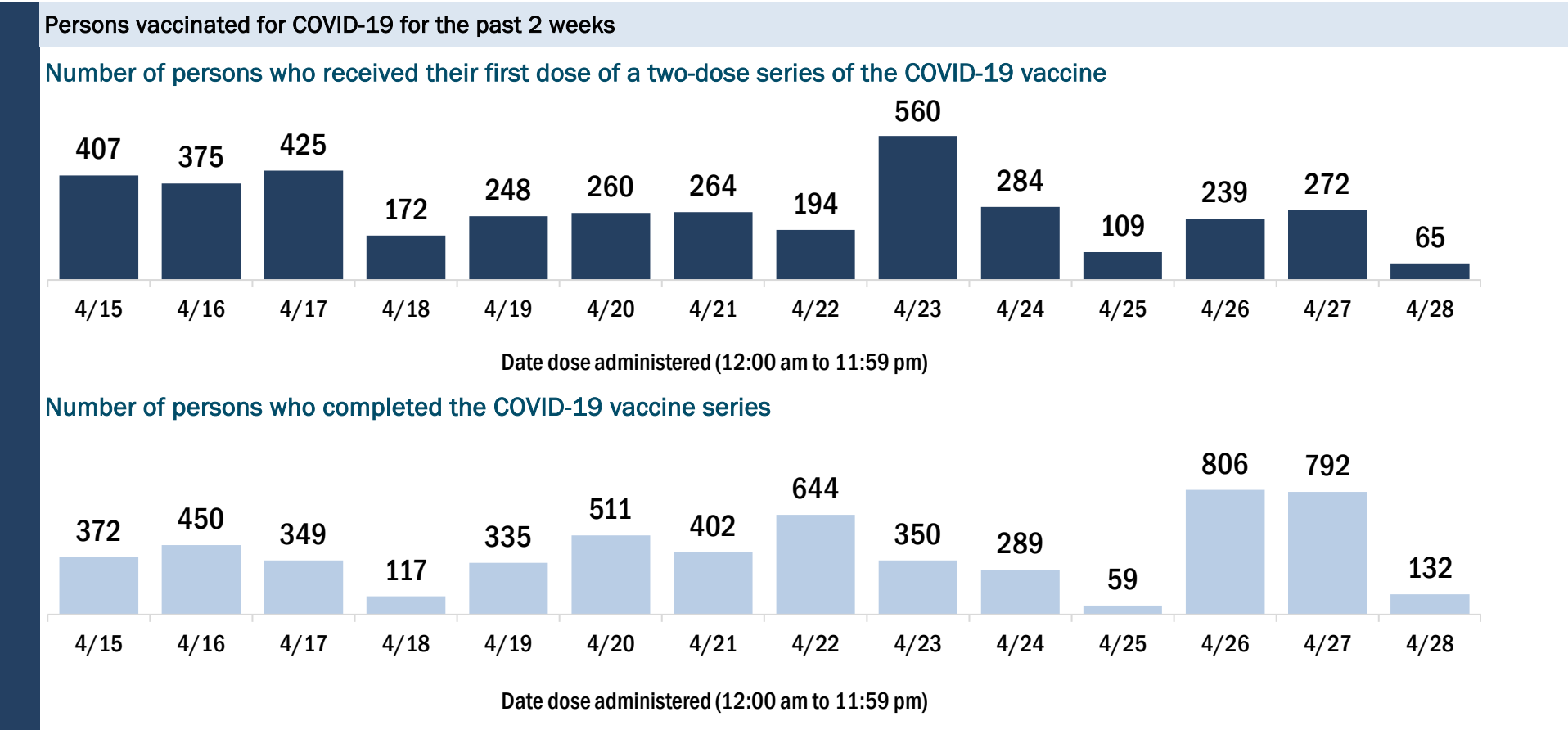
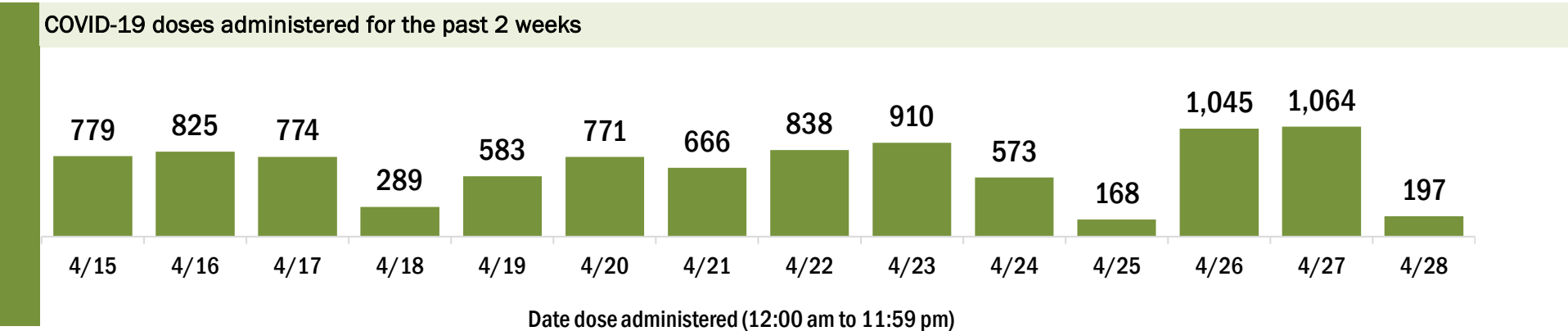
Data in this report are provisional and subject to change.

Data in this summary pertain to COVID-19 vaccines approved by the U.S. Food and Drug Administration and have been issued an Emergency Use Authorization (Janssen COVID-19 Vaccine, Moderna COVID-19 Vaccine and Pfizer-BioNTech COVID-19 Vaccine). These data summarize the number of people who have received either their first dose or have completed the series for a COVID-19 vaccine. **A person can only be counted in one category, first dose or series complete.** For persons receiving Moderna or Pfizer vaccines, once they receive their second dose, they are moved from the first dose column to the series completed column. **Because of this, the total first dose category may show a change from report to report not matching the total receiving their first dose from the previous day.** Persons receiving Johnson & Johnson vaccines will always be counted in the series completed column.

COVID-19 doses for vaccinated persons in Florida	
Doses administered	86,512
People receiving one dose of a 1-dose series (Johnson & Johnson) or receiving only one dose of a 2-dose series (Moderna, Pfizer) count once. Persons receiving both doses of a 2-dose series count twice.	

Current status of persons vaccinated for COVID-19 in Florida	
Total people vaccinated	51,263
First dose	13,847
Series completed	37,416
Completed 1-dose series	2,167
Completed 2-dose series	35,249
First dose: current number of people who have only received their first dose of the Moderna or Pfizer vaccine.	
Series complete: current number of people who have received both Moderna or Pfizer vaccine doses or one Johnson & Johnson dose and are considered fully immunized.	

Demographic summary	First dose	Series complete	Total people vaccinated
Age group	13,847	37,416	51,263
16-24 years	1,300	436	1,736
25-34 years	1,170	822	1,992
35-44 years	1,688	1,495	3,183
45-54 years	2,409	2,861	5,270
55-64 years	3,182	7,022	10,204
65-74 years	2,235	14,270	16,505
75-84 years	1,374	8,256	9,630
85+ years	489	2,254	2,743
Race	13,847	37,416	51,263
White	8,636	25,367	34,003
Black	978	2,417	3,395
American Indian/Alaskan	102	215	317
Other	1,263	3,371	4,634
Unknown	2,868	6,046	8,914
Other race includes Asian, native Hawaiian/Pacific Islander, or other.			
Ethnicity	13,847	37,416	51,263
Hispanic	1,445	2,028	3,473
Non-Hispanic	7,986	22,795	30,781
Unknown	4,416	12,593	17,009
Gender	13,847	37,416	51,263
Female	7,288	21,075	28,363
Male	6,379	16,166	22,545
Unknown	180	175	355



COVID-19: Franklin County vaccine summary

Vaccination data through Apr 28, 2021 as of Apr 29, 2021 at 12:05 AM

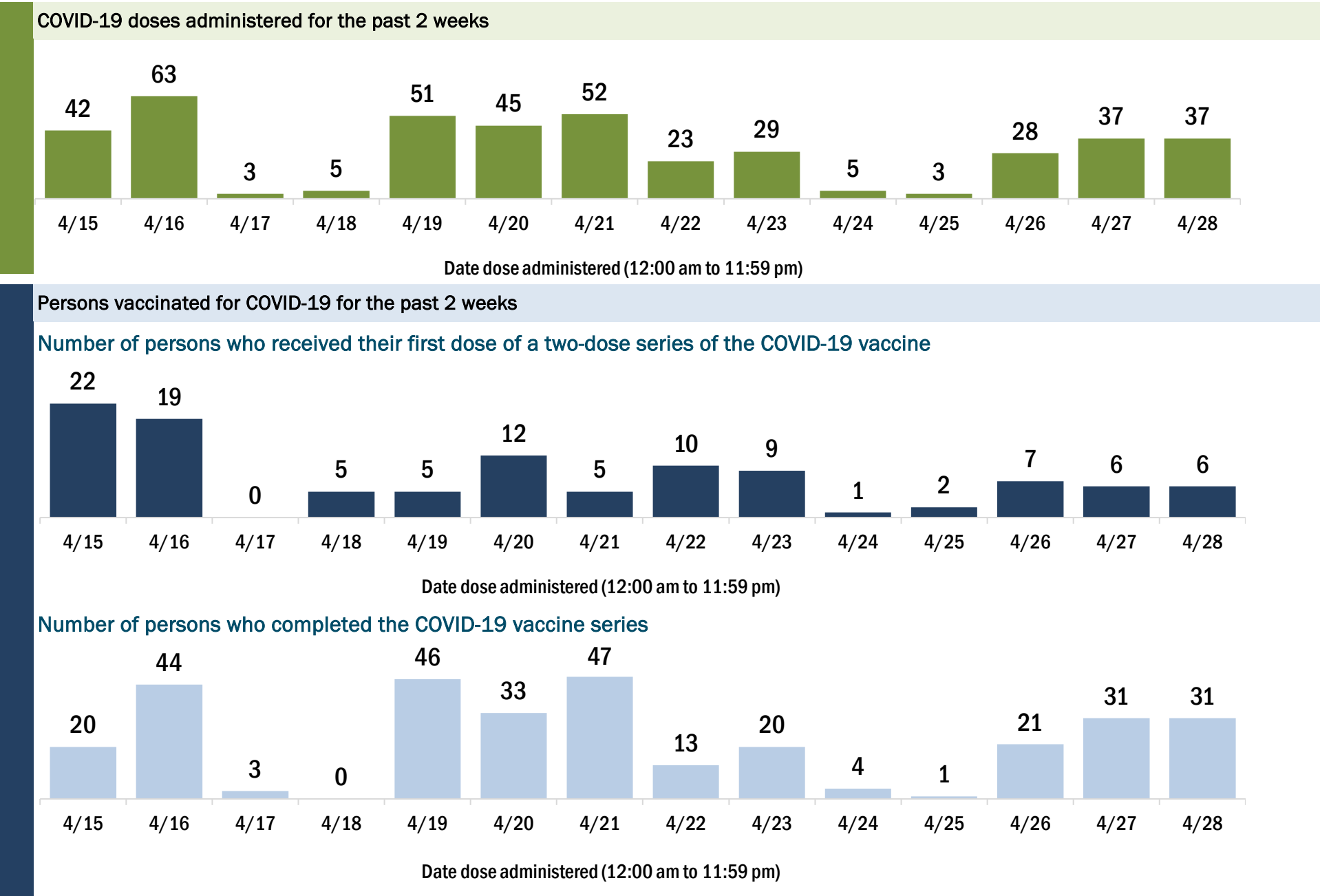
Data in this report are provisional and subject to change.

Data in this summary pertain to COVID-19 vaccines approved by the U.S. Food and Drug Administration and have been issued an Emergency Use Authorization (Janssen COVID-19 Vaccine, Moderna COVID-19 Vaccine and Pfizer-BioNTech COVID-19 Vaccine). These data summarize the number of people who have received either their first dose or have completed the series for a COVID-19 vaccine. **A person can only be counted in one category, first dose or series complete.** For persons receiving Moderna or Pfizer vaccines, once they receive their second dose, they are moved from the first dose column to the series completed column. **Because of this, the total first dose category may show a change from report to report not matching the total receiving their first dose from the previous day.** Persons receiving Johnson & Johnson vaccines will always be counted in the series completed column.

COVID-19 doses for vaccinated persons in Florida	
Doses administered	6,997
People receiving one dose of a 1-dose series (Johnson & Johnson) or receiving only one dose of a 2-dose series (Moderna, Pfizer) count once. Persons receiving both doses of a 2-dose series count twice.	

Current status of persons vaccinated for COVID-19 in Florida	
Total people vaccinated	3,975
First dose	867
Series completed	3,108
Completed 1-dose series	86
Completed 2-dose series	3,022
First dose: current number of people who have only received their first dose of the Moderna or Pfizer vaccine.	
Series complete: current number of people who have received both Moderna or Pfizer vaccine doses or one Johnson & Johnson dose and are considered fully immunized.	

Demographic summary	First dose	Series complete	Total people vaccinated
Age group	867	3,108	3,975
16-24 years	42	17	59
25-34 years	118	48	166
35-44 years	152	93	245
45-54 years	161	241	402
55-64 years	201	680	881
65-74 years	133	1,302	1,435
75-84 years	49	607	656
85+ years	11	120	131
Race	867	3,108	3,975
White	628	2,781	3,409
Black	172	145	317
American Indian/Alaskan	1	8	9
Other	34	119	153
Unknown	32	55	87
Other race includes Asian, native Hawaiian/Pacific Islander, or other.			
Ethnicity	867	3,108	3,975
Hispanic	15	43	58
Non-Hispanic	462	2,674	3,136
Unknown	390	391	781
Gender	867	3,108	3,975
Female	295	1,643	1,938
Male	572	1,465	2,037
Unknown	0	0	0



COVID-19: Gadsden County vaccine summary

Vaccination data through Apr 28, 2021 as of Apr 29, 2021 at 12:05 AM

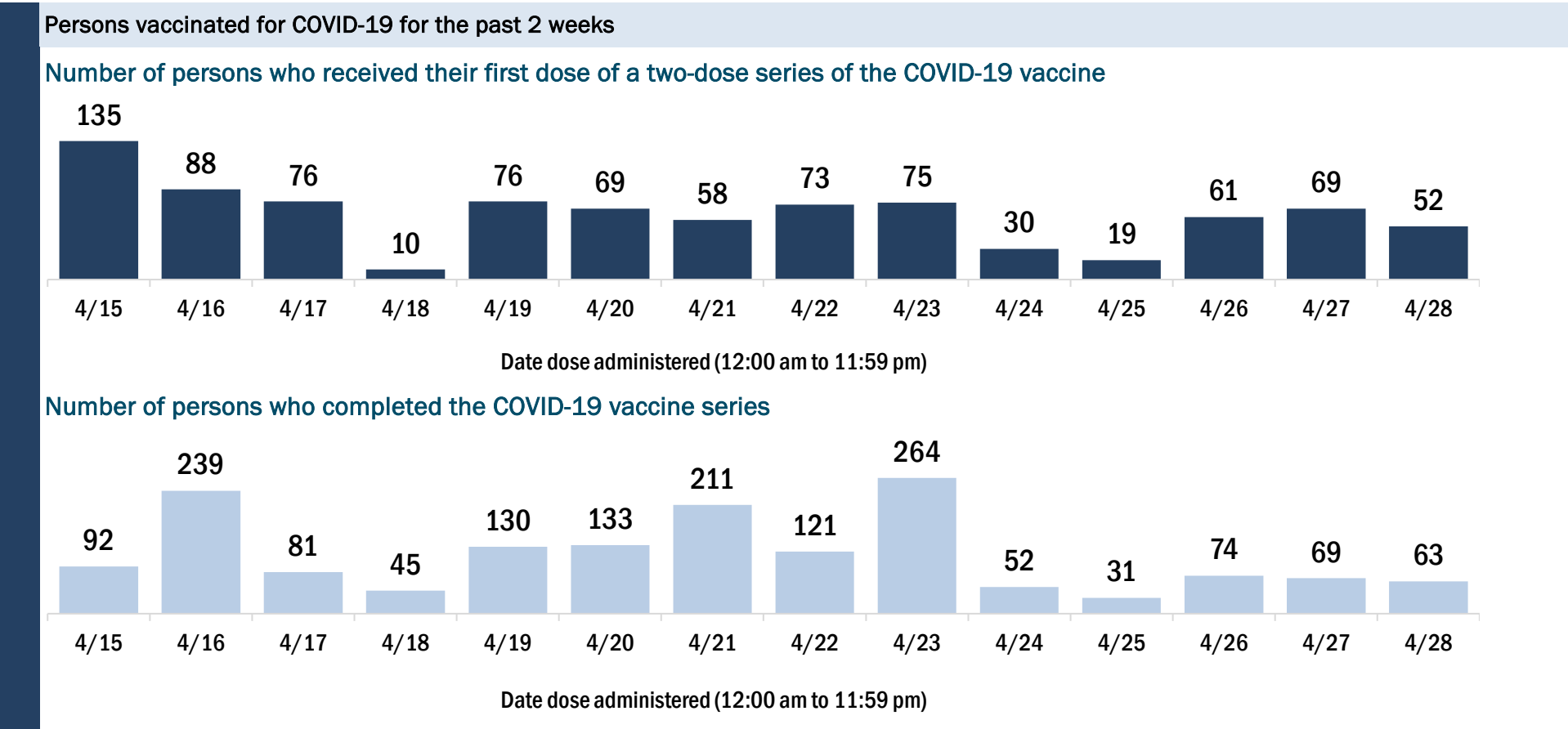
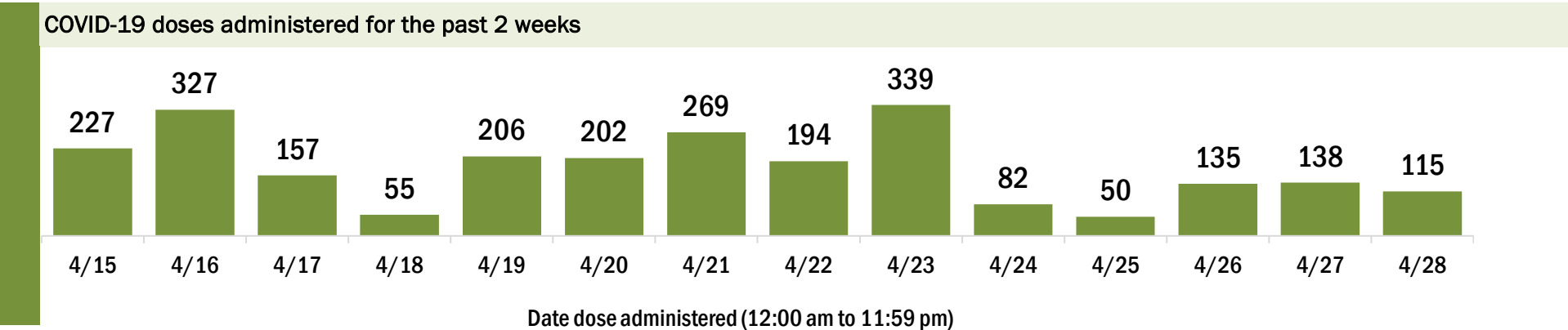
Data in this report are provisional and subject to change.

Data in this summary pertain to COVID-19 vaccines approved by the U.S. Food and Drug Administration and have been issued an Emergency Use Authorization (Janssen COVID-19 Vaccine, Moderna COVID-19 Vaccine and Pfizer-BioNTech COVID-19 Vaccine). These data summarize the number of people who have received either their first dose or have completed the series for a COVID-19 vaccine. **A person can only be counted in one category, first dose or series complete.** For persons receiving Moderna or Pfizer vaccines, once they receive their second dose, they are moved from the first dose column to the series completed column. **Because of this, the total first dose category may show a change from report to report not matching the total receiving their first dose from the previous day.** Persons receiving Johnson & Johnson vaccines will always be counted in the series completed column.

COVID-19 doses for vaccinated persons in Florida	
Doses administered	27,134
People receiving one dose of a 1-dose series (Johnson & Johnson) or receiving only one dose of a 2-dose series (Moderna, Pfizer) count once. Persons receiving both doses of a 2-dose series count twice.	

Current status of persons vaccinated for COVID-19 in Florida	
Total people vaccinated	16,381
First dose	3,914
Series completed	12,467
Completed 1-dose series	1,714
Completed 2-dose series	10,753
First dose: current number of people who have only received their first dose of the Moderna or Pfizer vaccine.	
Series complete: current number of people who have received both Moderna or Pfizer vaccine doses or one Johnson & Johnson dose and are considered fully immunized.	

Demographic summary	First dose	Series complete	Total people vaccinated
Age group	3,914	12,467	16,381
16-24 years	321	207	528
25-34 years	401	657	1,058
35-44 years	747	1,067	1,814
45-54 years	837	1,679	2,516
55-64 years	838	2,905	3,743
65-74 years	465	3,654	4,119
75-84 years	224	1,728	1,952
85+ years	81	570	651
Race	3,914	12,467	16,381
White	1,100	4,677	5,777
Black	1,700	5,286	6,986
American Indian/Alaskan	5	26	31
Other	621	1,617	2,238
Unknown	488	861	1,349
Other race includes Asian, native Hawaiian/Pacific Islander, or other.			
Ethnicity	3,914	12,467	16,381
Hispanic	531	423	954
Non-Hispanic	2,394	9,378	11,772
Unknown	989	2,666	3,655
Gender	3,914	12,467	16,381
Female	1,984	7,771	9,755
Male	1,930	4,696	6,626
Unknown	0	0	0



COVID-19: Gilchrist County vaccine summary

Vaccination data through Apr 28, 2021 as of Apr 29, 2021 at 12:05 AM

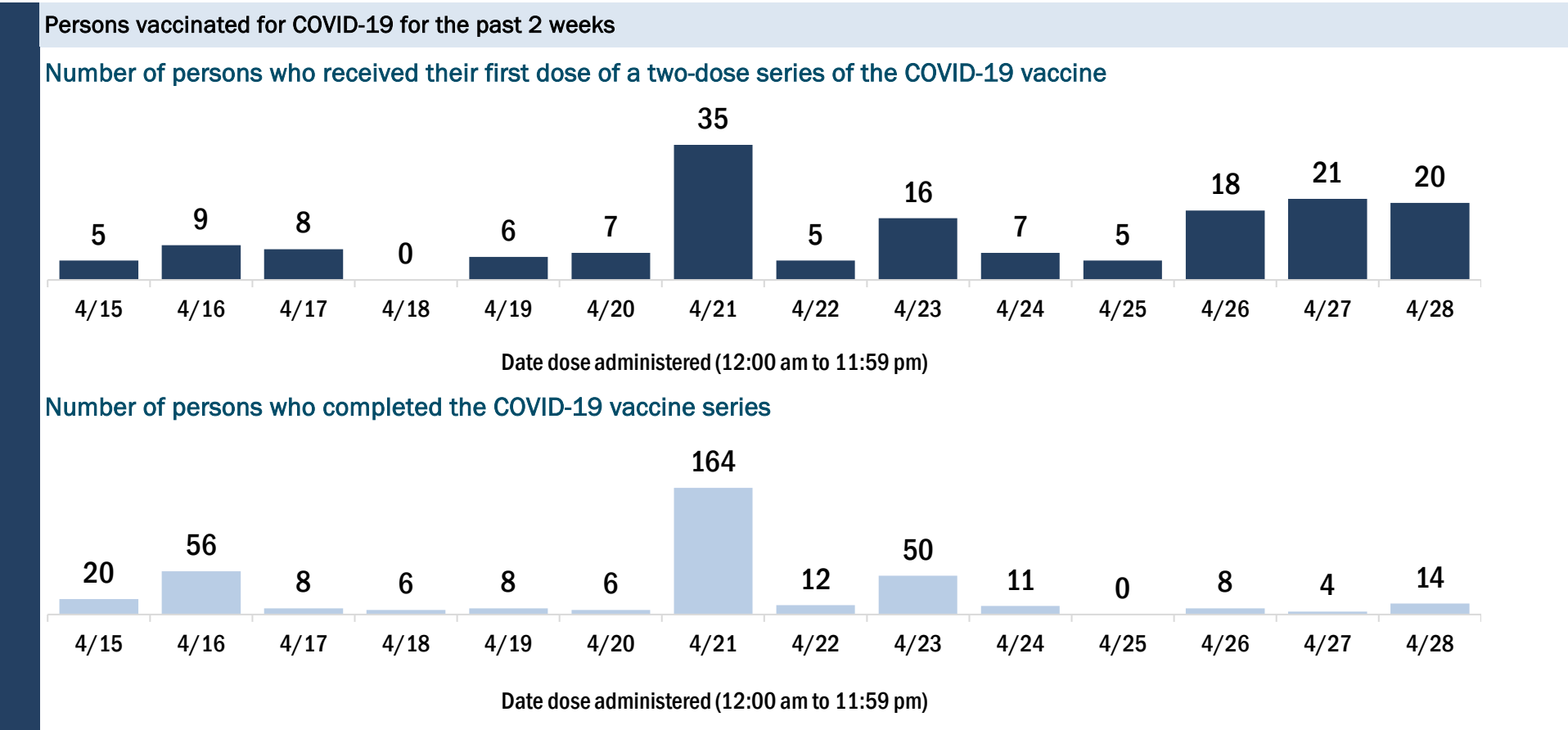
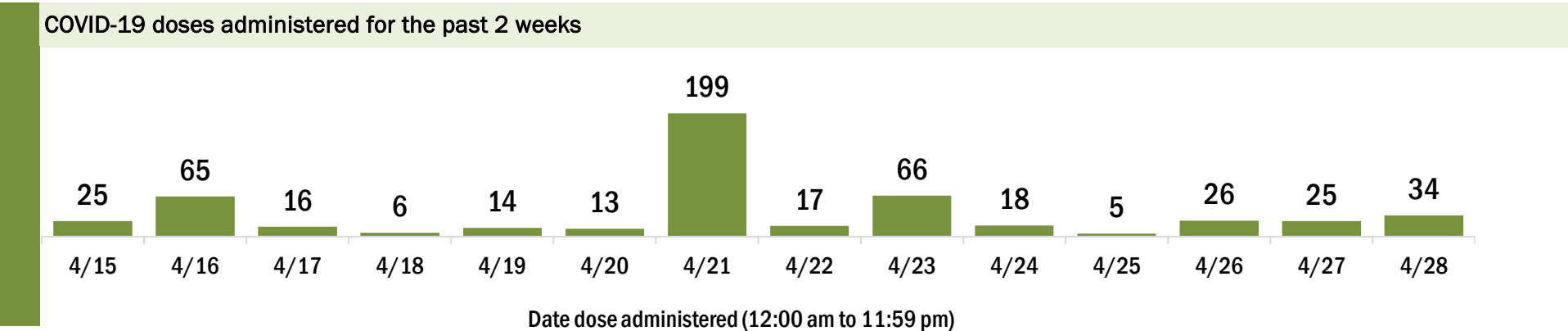
Data in this report are provisional and subject to change.

Data in this summary pertain to COVID-19 vaccines approved by the U.S. Food and Drug Administration and have been issued an Emergency Use Authorization (Janssen COVID-19 Vaccine, Moderna COVID-19 Vaccine and Pfizer-BioNTech COVID-19 Vaccine). These data summarize the number of people who have received either their first dose or have completed the series for a COVID-19 vaccine. **A person can only be counted in one category, first dose or series complete.** For persons receiving Moderna or Pfizer vaccines, once they receive their second dose, they are moved from the first dose column to the series completed column. **Because of this, the total first dose category may show a change from report to report not matching the total receiving their first dose from the previous day.** Persons receiving Johnson & Johnson vaccines will always be counted in the series completed column.

COVID-19 doses for vaccinated persons in Florida	
Doses administered	6,339
People receiving one dose of a 1-dose series (Johnson & Johnson) or receiving only one dose of a 2-dose series (Moderna, Pfizer) count once. Persons receiving both doses of a 2-dose series count twice.	

Current status of persons vaccinated for COVID-19 in Florida	
Total people vaccinated	3,804
First dose	853
Series completed	2,951
Completed 1-dose series	416
Completed 2-dose series	2,535
First dose: current number of people who have only received their first dose of the Moderna or Pfizer vaccine.	
Series complete: current number of people who have received both Moderna or Pfizer vaccine doses or one Johnson & Johnson dose and are considered fully immunized.	

Demographic summary	First dose	Series complete	Total people vaccinated
Age group	853	2,951	3,804
16-24 years	47	54	101
25-34 years	71	87	158
35-44 years	129	132	261
45-54 years	156	271	427
55-64 years	216	607	823
65-74 years	159	984	1,143
75-84 years	54	617	671
85+ years	21	199	220
Race	853	2,951	3,804
White	622	2,149	2,771
Black	44	49	93
American Indian/Alaskan	4	10	14
Other	72	213	285
Unknown	111	530	641
Other race includes Asian, native Hawaiian/Pacific Islander, or other.			
Ethnicity	853	2,951	3,804
Hispanic	69	59	128
Non-Hispanic	452	1,377	1,829
Unknown	332	1,515	1,847
Gender	853	2,951	3,804
Female	419	1,731	2,150
Male	433	1,220	1,653
Unknown	1	0	1



COVID-19: Glades County vaccine summary

Vaccination data through Apr 28, 2021 as of Apr 29, 2021 at 12:05 AM

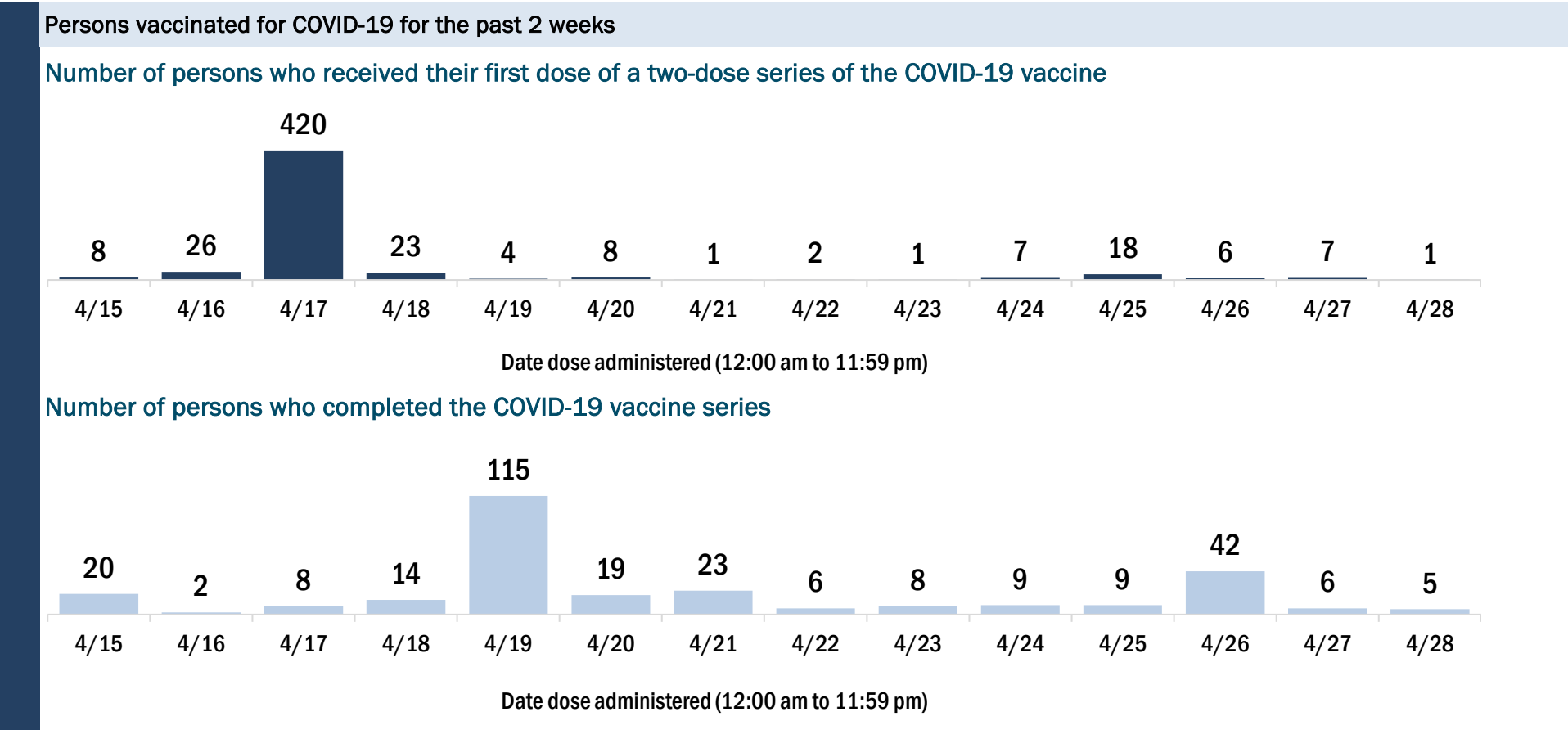
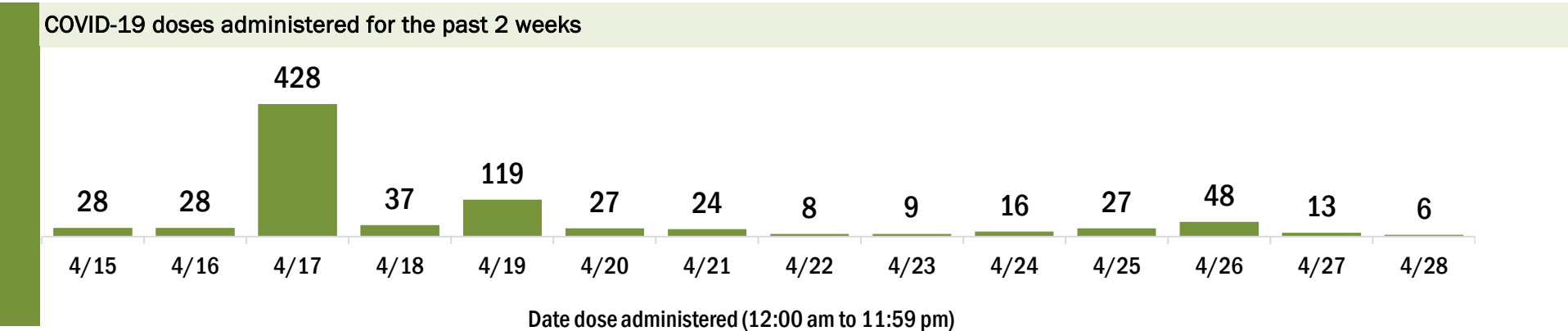
Data in this report are provisional and subject to change.

Data in this summary pertain to COVID-19 vaccines approved by the U.S. Food and Drug Administration and have been issued an Emergency Use Authorization (Janssen COVID-19 Vaccine, Moderna COVID-19 Vaccine and Pfizer-BioNTech COVID-19 Vaccine). These data summarize the number of people who have received either their first dose or have completed the series for a COVID-19 vaccine. **A person can only be counted in one category, first dose or series complete.** For persons receiving Moderna or Pfizer vaccines, once they receive their second dose, they are moved from the first dose column to the series completed column. **Because of this, the total first dose category may show a change from report to report not matching the total receiving their first dose from the previous day.** Persons receiving Johnson & Johnson vaccines will always be counted in the series completed column.

COVID-19 doses for vaccinated persons in Florida	
Doses administered	4,908
People receiving one dose of a 1-dose series (Johnson & Johnson) or receiving only one dose of a 2-dose series (Moderna, Pfizer) count once. Persons receiving both doses of a 2-dose series count twice.	

Current status of persons vaccinated for COVID-19 in Florida	
Total people vaccinated	2,968
First dose	799
Series completed	2,169
Completed 1-dose series	229
Completed 2-dose series	1,940
First dose: current number of people who have only received their first dose of the Moderna or Pfizer vaccine.	
Series complete: current number of people who have received both Moderna or Pfizer vaccine doses or one Johnson & Johnson dose and are considered fully immunized.	

Demographic summary	First dose	Series complete	Total people vaccinated
Age group	799	2,169	2,968
16-24 years	119	13	132
25-34 years	234	50	284
35-44 years	135	75	210
45-54 years	97	150	247
55-64 years	97	371	468
65-74 years	59	824	883
75-84 years	47	577	624
85+ years	11	109	120
Race	799	2,169	2,968
White	681	1,597	2,278
Black	34	111	145
American Indian/Alaskan	1	18	19
Other	26	115	141
Unknown	57	328	385
Other race includes Asian, native Hawaiian/Pacific Islander, or other.			
Ethnicity	799	2,169	2,968
Hispanic	477	112	589
Non-Hispanic	178	1,015	1,193
Unknown	144	1,042	1,186
Gender	799	2,169	2,968
Female	175	1,018	1,193
Male	624	1,151	1,775
Unknown	0	0	0



COVID-19: Gulf County vaccine summary

Vaccination data through Apr 28, 2021 as of Apr 29, 2021 at 12:05 AM

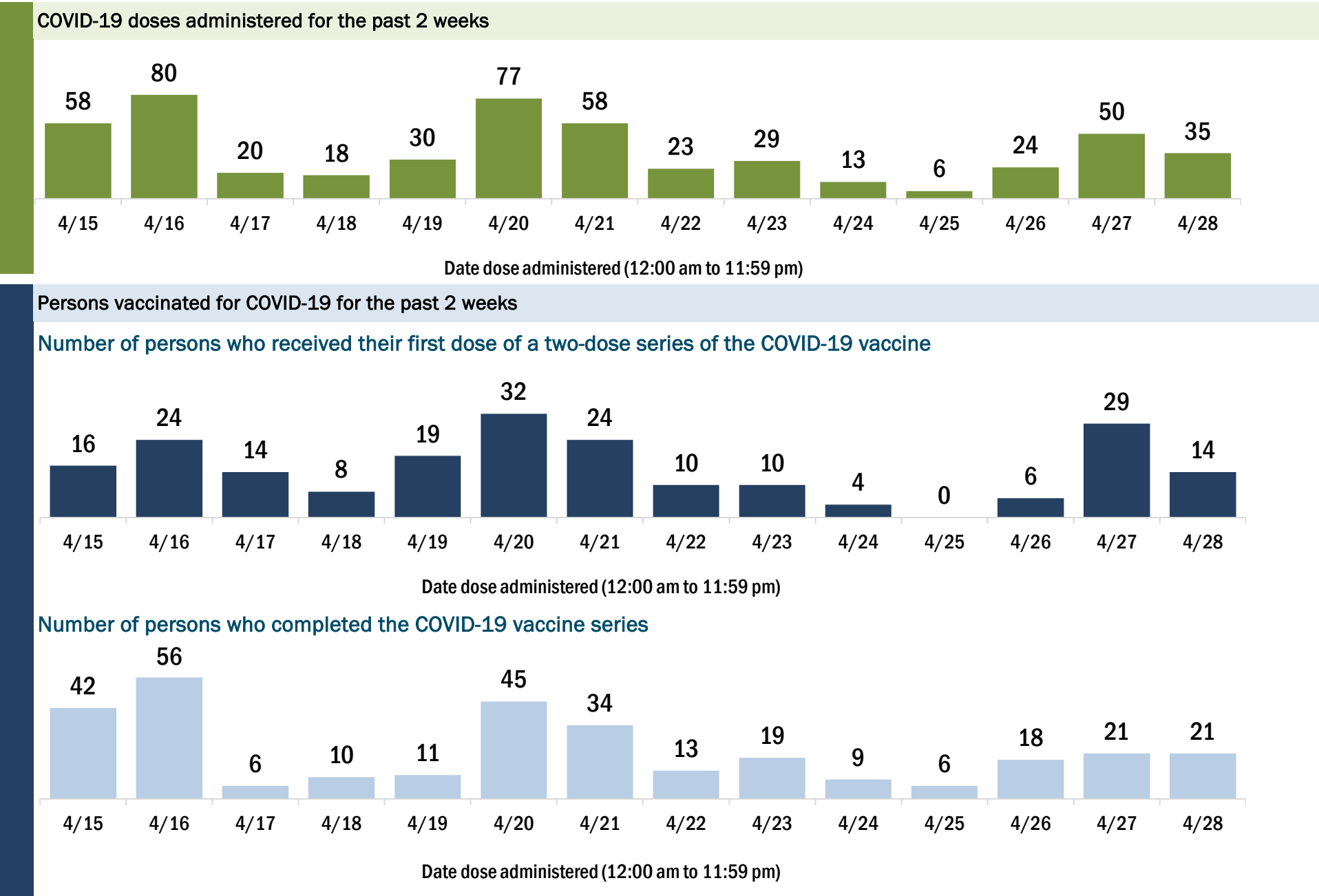
Data in this report are provisional and subject to change.

Data in this summary pertain to COVID-19 vaccines approved by the U.S. Food and Drug Administration and have been issued an Emergency Use Authorization (Janssen COVID-19 Vaccine, Moderna COVID-19 Vaccine and Pfizer-BioNTech COVID-19 Vaccine). These data summarize the number of people who have received either their first dose or have completed the series for a COVID-19 vaccine. **A person can only be counted in one category, first dose or series complete.** For persons receiving Moderna or Pfizer vaccines, once they receive their second dose, they are moved from the first dose column to the series completed column. **Because of this, the total first dose category may show a change from report to report not matching the total receiving their first dose from the previous day.** Persons receiving Johnson & Johnson vaccines will always be counted in the series completed column.

COVID-19 doses for vaccinated persons in Florida	
Doses administered	7,835
People receiving one dose of a 1-dose series (Johnson & Johnson) or receiving only one dose of a 2-dose series (Moderna, Pfizer) count once. Persons receiving both doses of a 2-dose series count twice.	

Current status of persons vaccinated for COVID-19 in Florida	
Total people vaccinated	4,635
First dose	1,192
Series completed	3,443
Completed 1-dose series	243
Completed 2-dose series	3,200
First dose: current number of people who have only received their first dose of the Moderna or Pfizer vaccine.	
Series complete: current number of people who have received both Moderna or Pfizer vaccine doses or one Johnson & Johnson dose and are considered fully immunized.	

Demographic summary	First dose	Series complete	Total people vaccinated
Age group	1,192	3,443	4,635
16-24 years	70	39	109
25-34 years	161	73	234
35-44 years	188	127	315
45-54 years	254	266	520
55-64 years	289	597	886
65-74 years	135	1,462	1,597
75-84 years	85	689	774
85+ years	10	190	200
Race	1,192	3,443	4,635
White	821	3,032	3,853
Black	275	250	525
American Indian/Alaskan	3	10	13
Other	70	89	159
Unknown	23	62	85
Other race includes Asian, native Hawaiian/Pacific Islander, or other.			
Ethnicity	1,192	3,443	4,635
Hispanic	15	36	51
Non-Hispanic	549	3,101	3,650
Unknown	628	306	934
Gender	1,192	3,443	4,635
Female	429	1,810	2,239
Male	763	1,633	2,396
Unknown	0	0	0



COVID-19: Hamilton County vaccine summary

Vaccination data through Apr 28, 2021 as of Apr 29, 2021 at 12:05 AM

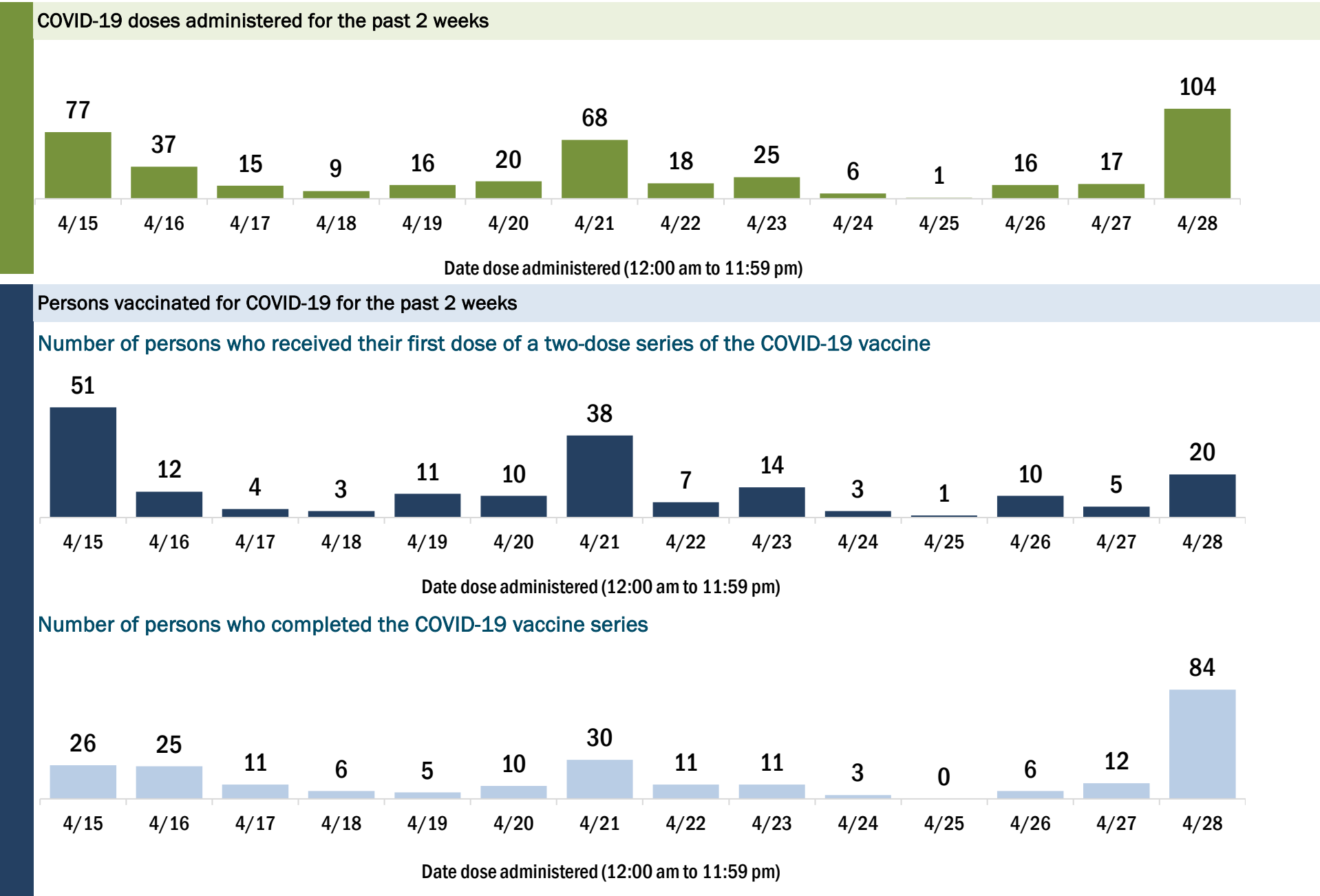
Data in this report are provisional and subject to change.

Data in this summary pertain to COVID-19 vaccines approved by the U.S. Food and Drug Administration and have been issued an Emergency Use Authorization (Janssen COVID-19 Vaccine, Moderna COVID-19 Vaccine and Pfizer-BioNTech COVID-19 Vaccine). These data summarize the number of people who have received either their first dose or have completed the series for a COVID-19 vaccine. **A person can only be counted in one category, first dose or series complete.** For persons receiving Moderna or Pfizer vaccines, once they receive their second dose, they are moved from the first dose column to the series completed column. **Because of this, the total first dose category may show a change from report to report not matching the total receiving their first dose from the previous day.** Persons receiving Johnson & Johnson vaccines will always be counted in the series completed column.

COVID-19 doses for vaccinated persons in Florida	
Doses administered	5,291
People receiving one dose of a 1-dose series (Johnson & Johnson) or receiving only one dose of a 2-dose series (Moderna, Pfizer) count once. Persons receiving both doses of a 2-dose series count twice.	

Current status of persons vaccinated for COVID-19 in Florida	
Total people vaccinated	3,225
First dose	936
Series completed	2,289
Completed 1-dose series	223
Completed 2-dose series	2,066
First dose: current number of people who have only received their first dose of the Moderna or Pfizer vaccine.	
Series complete: current number of people who have received both Moderna or Pfizer vaccine doses or one Johnson & Johnson dose and are considered fully immunized.	

Demographic summary	First dose	Series complete	Total people vaccinated
Age group	936	2,289	3,225
16-24 years	47	26	73
25-34 years	141	49	190
35-44 years	176	89	265
45-54 years	182	200	382
55-64 years	222	484	706
65-74 years	103	897	1,000
75-84 years	36	439	475
85+ years	29	105	134
Race	936	2,289	3,225
White	474	1,387	1,861
Black	337	538	875
American Indian/Alaskan	7	2	9
Other	90	136	226
Unknown	28	226	254
Other race includes Asian, native Hawaiian/Pacific Islander, or other.			
Ethnicity	936	2,289	3,225
Hispanic	66	55	121
Non-Hispanic	720	1,366	2,086
Unknown	150	868	1,018
Gender	936	2,289	3,225
Female	286	1,287	1,573
Male	650	1,002	1,652
Unknown	0	0	0



COVID-19: Hardee County vaccine summary

Vaccination data through Apr 28, 2021 as of Apr 29, 2021 at 12:05 AM

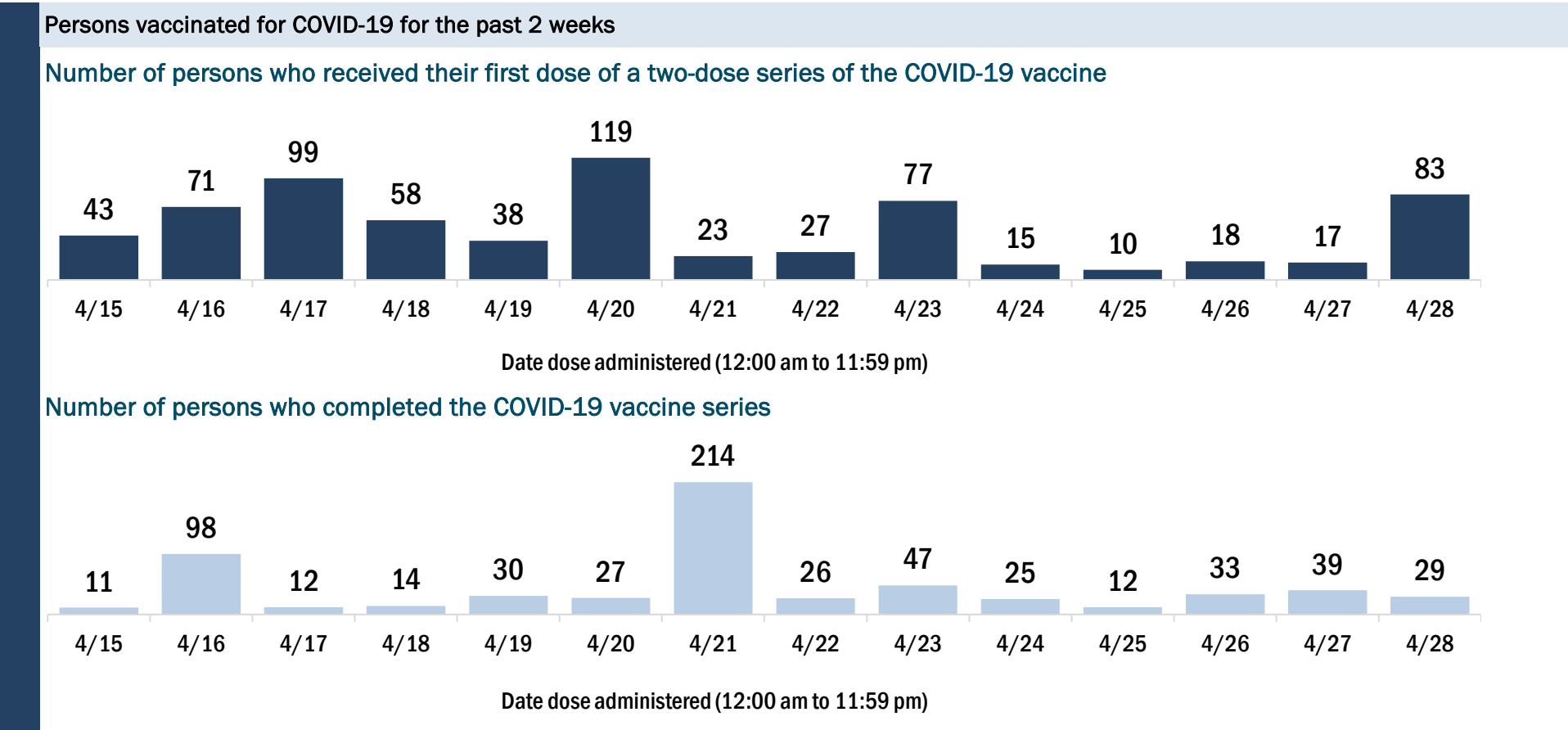
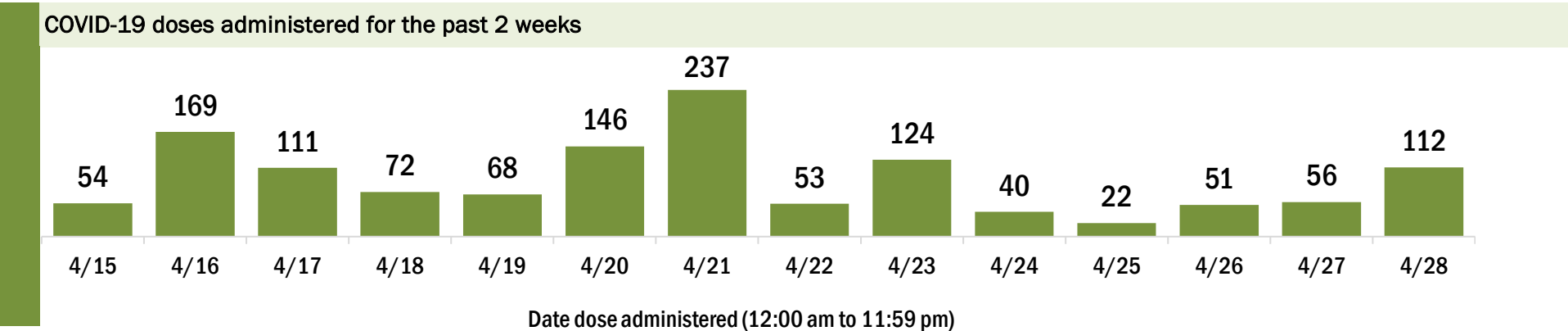
Data in this report are provisional and subject to change.

Data in this summary pertain to COVID-19 vaccines approved by the U.S. Food and Drug Administration and have been issued an Emergency Use Authorization (Janssen COVID-19 Vaccine, Moderna COVID-19 Vaccine and Pfizer-BioNTech COVID-19 Vaccine). These data summarize the number of people who have received either their first dose or have completed the series for a COVID-19 vaccine. **A person can only be counted in one category, first dose or series complete.** For persons receiving Moderna or Pfizer vaccines, once they receive their second dose, they are moved from the first dose column to the series completed column. **Because of this, the total first dose category may show a change from report to report not matching the total receiving their first dose from the previous day.** Persons receiving Johnson & Johnson vaccines will always be counted in the series completed column.

COVID-19 doses for vaccinated persons in Florida	
Doses administered	9,449
People receiving one dose of a 1-dose series (Johnson & Johnson) or receiving only one dose of a 2-dose series (Moderna, Pfizer) count once. Persons receiving both doses of a 2-dose series count twice.	

Current status of persons vaccinated for COVID-19 in Florida	
Total people vaccinated	5,701
First dose	1,815
Series completed	3,886
Completed 1-dose series	138
Completed 2-dose series	3,748
First dose: current number of people who have only received their first dose of the Moderna or Pfizer vaccine.	
Series complete: current number of people who have received both Moderna or Pfizer vaccine doses or one Johnson & Johnson dose and are considered fully immunized.	

Demographic summary	First dose	Series complete	Total people vaccinated
Age group	1,815	3,886	5,701
16-24 years	167	71	238
25-34 years	229	144	373
35-44 years	275	152	427
45-54 years	383	295	678
55-64 years	427	619	1,046
65-74 years	205	1,392	1,597
75-84 years	103	948	1,051
85+ years	26	265	291
Race	1,815	3,886	5,701
White	1,371	3,244	4,615
Black	88	157	245
American Indian/Alaskan	2	26	28
Other	262	374	636
Unknown	92	85	177
Other race includes Asian, native Hawaiian/Pacific Islander, or other.			
Ethnicity	1,815	3,886	5,701
Hispanic	809	579	1,388
Non-Hispanic	738	2,953	3,691
Unknown	268	354	622
Gender	1,815	3,886	5,701
Female	877	2,105	2,982
Male	935	1,780	2,715
Unknown	3	1	4



COVID-19: Hendry County vaccine summary

Vaccination data through Apr 28, 2021 as of Apr 29, 2021 at 12:05 AM

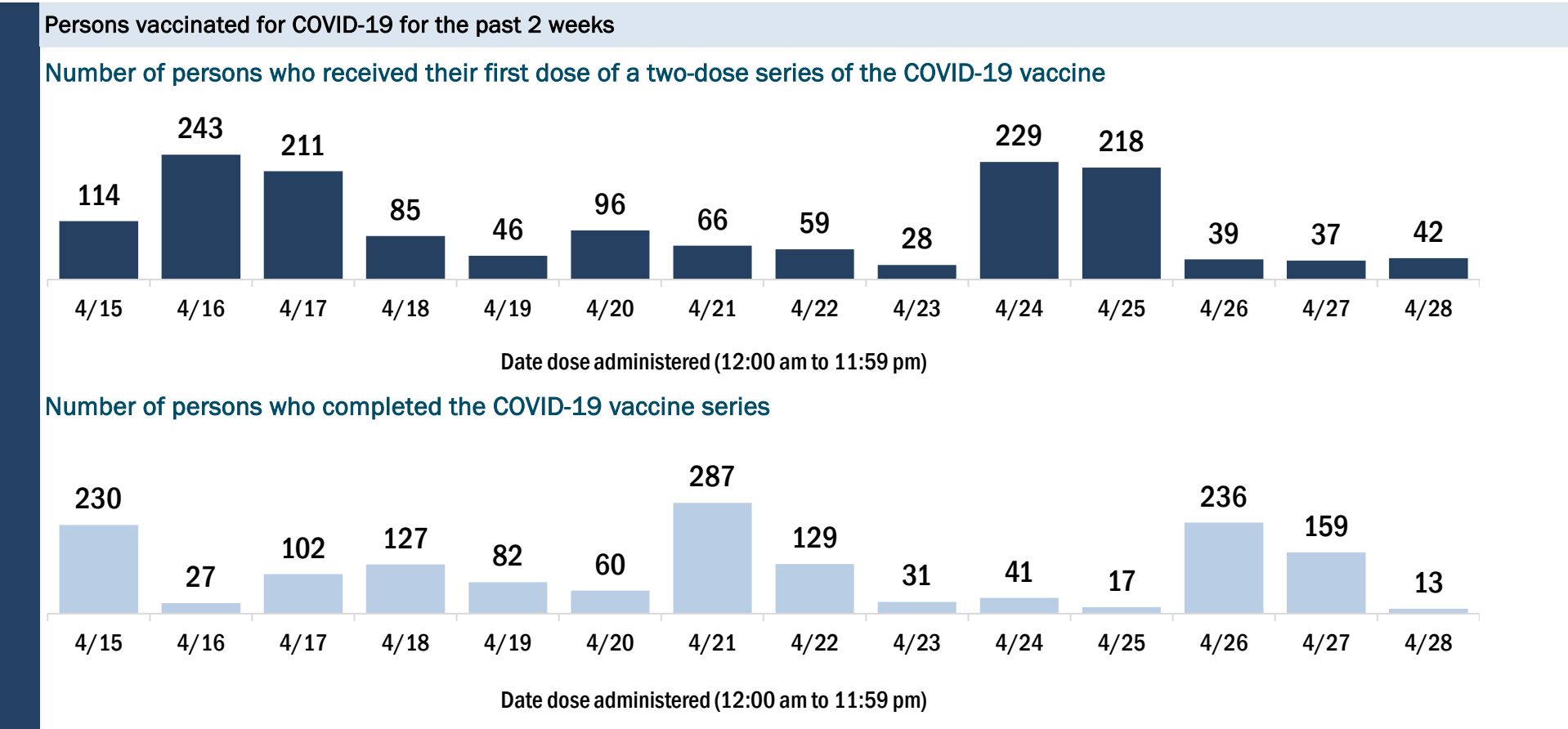
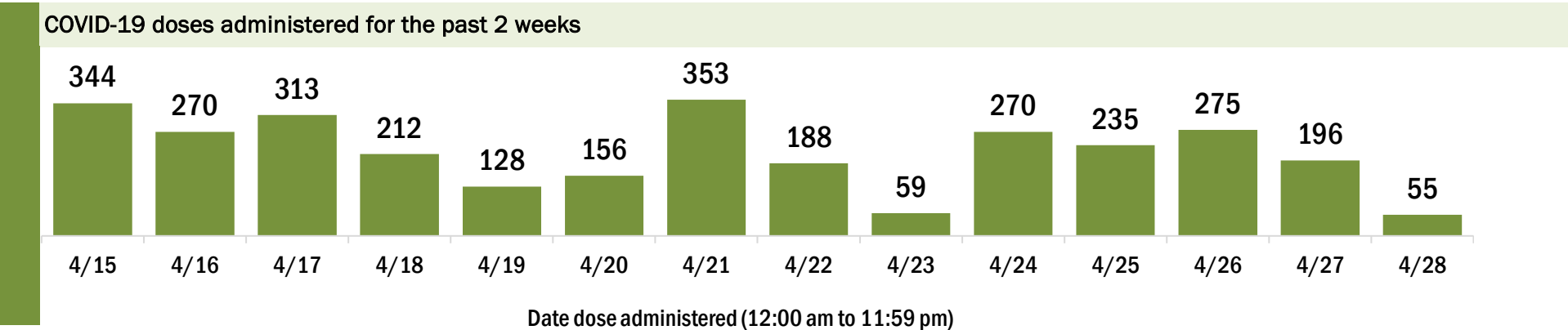
Data in this report are provisional and subject to change.

Data in this summary pertain to COVID-19 vaccines approved by the U.S. Food and Drug Administration and have been issued an Emergency Use Authorization (Janssen COVID-19 Vaccine, Moderna COVID-19 Vaccine and Pfizer-BioNTech COVID-19 Vaccine). These data summarize the number of people who have received either their first dose or have completed the series for a COVID-19 vaccine. **A person can only be counted in one category, first dose or series complete.** For persons receiving Moderna or Pfizer vaccines, once they receive their second dose, they are moved from the first dose column to the series completed column. **Because of this, the total first dose category may show a change from report to report not matching the total receiving their first dose from the previous day.** Persons receiving Johnson & Johnson vaccines will always be counted in the series completed column.

COVID-19 doses for vaccinated persons in Florida	
Doses administered	17,821
People receiving one dose of a 1-dose series (Johnson & Johnson) or receiving only one dose of a 2-dose series (Moderna, Pfizer) count once. Persons receiving both doses of a 2-dose series count twice.	

Current status of persons vaccinated for COVID-19 in Florida	
Total people vaccinated	11,412
First dose	3,861
Series completed	7,551
Completed 1-dose series	1,142
Completed 2-dose series	6,409
First dose: current number of people who have only received their first dose of the Moderna or Pfizer vaccine.	
Series complete: current number of people who have received both Moderna or Pfizer vaccine doses or one Johnson & Johnson dose and are considered fully immunized.	

Demographic summary	First dose	Series complete	Total people vaccinated
Age group	3,861	7,551	11,412
16-24 years	512	247	759
25-34 years	670	471	1,141
35-44 years	707	517	1,224
45-54 years	741	976	1,717
55-64 years	709	1,658	2,367
65-74 years	308	2,225	2,533
75-84 years	153	1,140	1,293
85+ years	61	317	378
Race	3,861	7,551	11,412
White	2,889	5,087	7,976
Black	208	512	720
American Indian/Alaskan	4	23	27
Other	457	1,192	1,649
Unknown	303	737	1,040
Other race includes Asian, native Hawaiian/Pacific Islander, or other.			
Ethnicity	3,861	7,551	11,412
Hispanic	2,133	2,222	4,355
Non-Hispanic	875	3,086	3,961
Unknown	853	2,243	3,096
Gender	3,861	7,551	11,412
Female	1,529	3,810	5,339
Male	2,330	3,739	6,069
Unknown	2	2	4



COVID-19: Hernando County vaccine summary

Vaccination data through Apr 28, 2021 as of Apr 29, 2021 at 12:05 AM

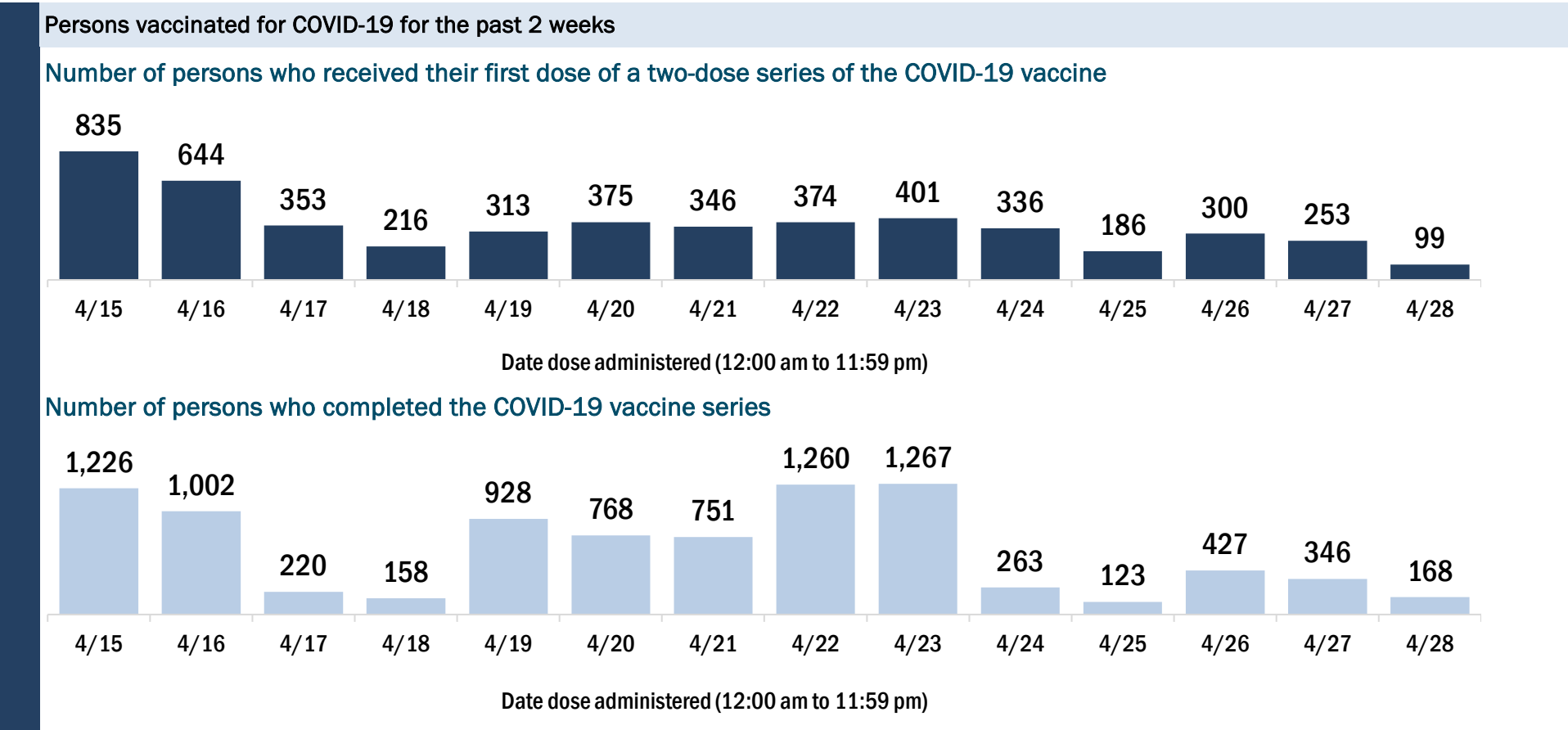
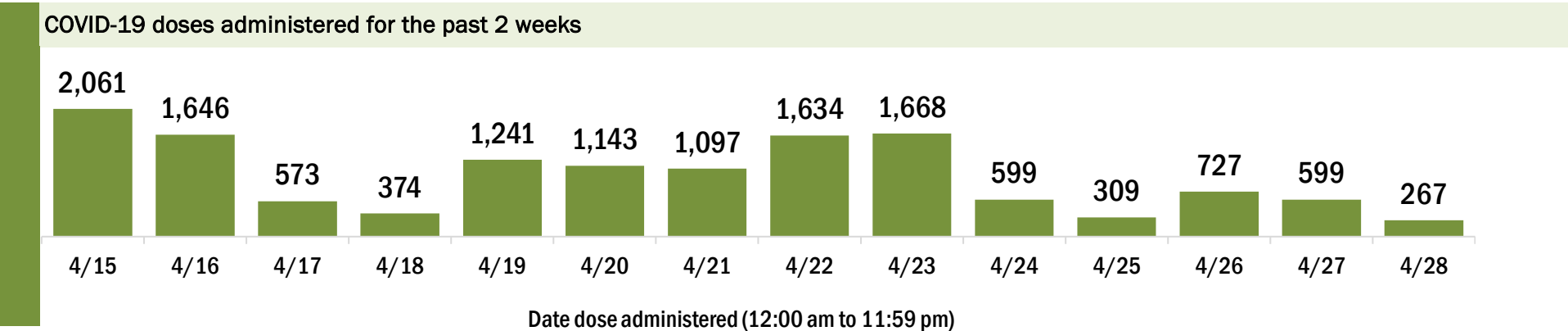
Data in this report are provisional and subject to change.

Data in this summary pertain to COVID-19 vaccines approved by the U.S. Food and Drug Administration and have been issued an Emergency Use Authorization (Janssen COVID-19 Vaccine, Moderna COVID-19 Vaccine and Pfizer-BioNTech COVID-19 Vaccine). These data summarize the number of people who have received either their first dose or have completed the series for a COVID-19 vaccine. **A person can only be counted in one category, first dose or series complete.** For persons receiving Moderna or Pfizer vaccines, once they receive their second dose, they are moved from the first dose column to the series completed column. **Because of this, the total first dose category may show a change from report to report not matching the total receiving their first dose from the previous day.** Persons receiving Johnson & Johnson vaccines will always be counted in the series completed column.

COVID-19 doses for vaccinated persons in Florida	
Doses administered	110,865
People receiving one dose of a 1-dose series (Johnson & Johnson) or receiving only one dose of a 2-dose series (Moderna, Pfizer) count once. Persons receiving both doses of a 2-dose series count twice.	

Current status of persons vaccinated for COVID-19 in Florida	
Total people vaccinated	66,896
First dose	18,156
Series completed	48,740
Completed 1-dose series	4,771
Completed 2-dose series	43,969
First dose: current number of people who have only received their first dose of the Moderna or Pfizer vaccine.	
Series complete: current number of people who have received both Moderna or Pfizer vaccine doses or one Johnson & Johnson dose and are considered fully immunized.	

Demographic summary	First dose	Series complete	Total people vaccinated
Age group	18,156	48,740	66,896
16-24 years	1,577	656	2,233
25-34 years	1,749	1,244	2,993
35-44 years	2,283	1,997	4,280
45-54 years	3,016	4,218	7,234
55-64 years	3,807	9,279	13,086
65-74 years	3,022	16,916	19,938
75-84 years	1,933	10,998	12,931
85+ years	769	3,432	4,201
Race	18,156	48,740	66,896
White	12,610	35,226	47,836
Black	576	1,256	1,832
American Indian/Alaskan	84	152	236
Other	1,442	3,384	4,826
Unknown	3,444	8,722	12,166
Other race includes Asian, native Hawaiian/Pacific Islander, or other.			
Ethnicity	18,156	48,740	66,896
Hispanic	1,581	2,366	3,947
Non-Hispanic	9,209	27,465	36,674
Unknown	7,366	18,909	26,275
Gender	18,156	48,740	66,896
Female	10,030	28,213	38,243
Male	8,111	20,493	28,604
Unknown	15	34	49



COVID-19: Highlands County vaccine summary

Vaccination data through Apr 28, 2021 as of Apr 29, 2021 at 12:05 AM

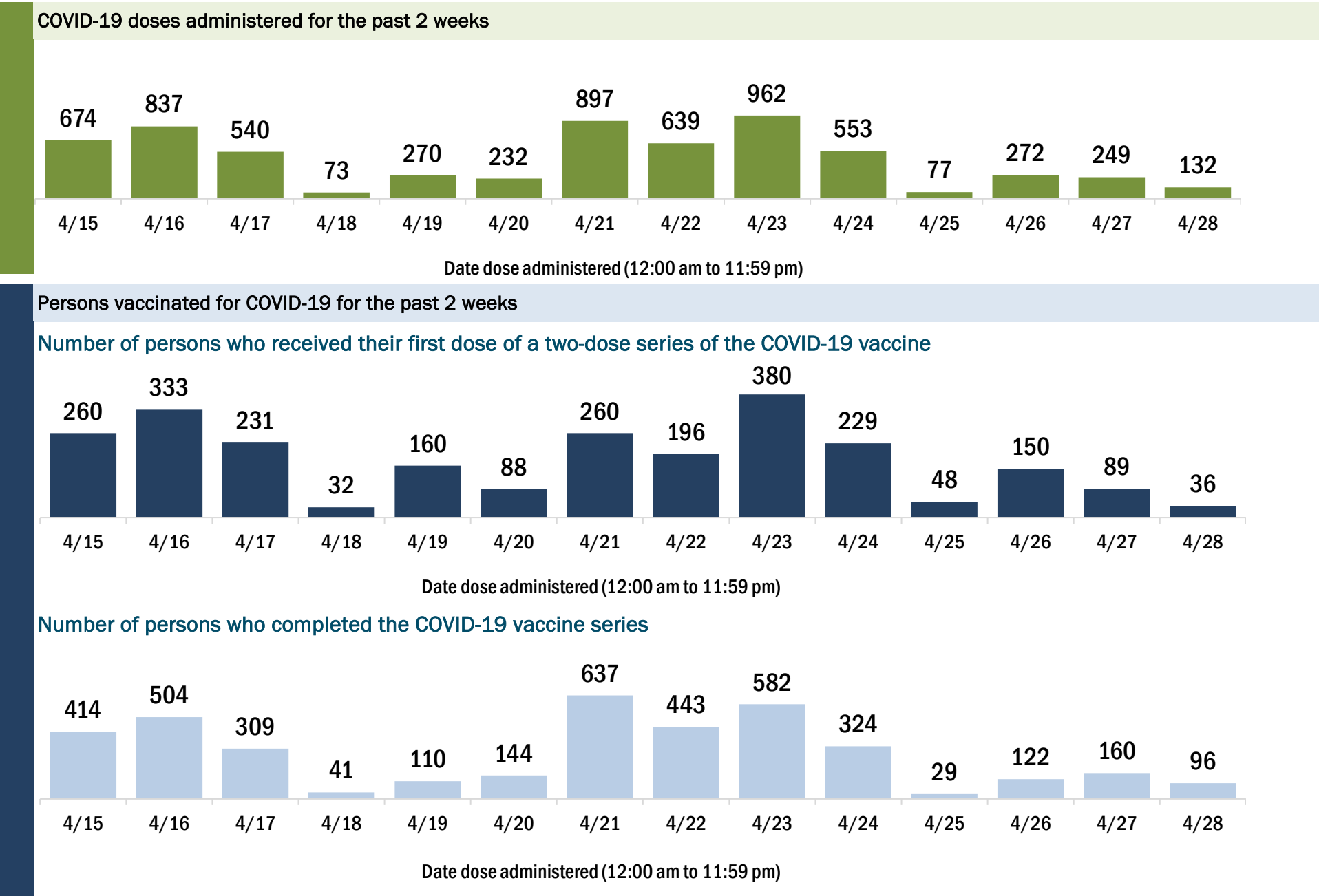
Data in this report are provisional and subject to change.

Data in this summary pertain to COVID-19 vaccines approved by the U.S. Food and Drug Administration and have been issued an Emergency Use Authorization (Janssen COVID-19 Vaccine, Moderna COVID-19 Vaccine and Pfizer-BioNTech COVID-19 Vaccine). These data summarize the number of people who have received either their first dose or have completed the series for a COVID-19 vaccine. **A person can only be counted in one category, first dose or series complete.** For persons receiving Moderna or Pfizer vaccines, once they receive their second dose, they are moved from the first dose column to the series completed column. **Because of this, the total first dose category may show a change from report to report not matching the total receiving their first dose from the previous day.** Persons receiving Johnson & Johnson vaccines will always be counted in the series completed column.

COVID-19 doses for vaccinated persons in Florida	
Doses administered	67,828
People receiving one dose of a 1-dose series (Johnson & Johnson) or receiving only one dose of a 2-dose series (Moderna, Pfizer) count once. Persons receiving both doses of a 2-dose series count twice.	

Current status of persons vaccinated for COVID-19 in Florida	
Total people vaccinated	41,105
First dose	13,808
Series completed	27,297
Completed 1-dose series	574
Completed 2-dose series	26,723
First dose: current number of people who have only received their first dose of the Moderna or Pfizer vaccine.	
Series complete: current number of people who have received both Moderna or Pfizer vaccine doses or one Johnson & Johnson dose and are considered fully immunized.	

Demographic summary	First dose	Series complete	Total people vaccinated
Age group	13,808	27,297	41,105
16-24 years	621	168	789
25-34 years	686	412	1,098
35-44 years	963	652	1,615
45-54 years	1,422	1,399	2,821
55-64 years	2,606	4,150	6,756
65-74 years	3,727	10,247	13,974
75-84 years	2,861	8,050	10,911
85+ years	922	2,219	3,141
Race	13,808	27,297	41,105
White	10,724	22,539	33,263
Black	709	909	1,618
American Indian/Alaskan	155	188	343
Other	939	1,648	2,587
Unknown	1,281	2,013	3,294
Other race includes Asian, native Hawaiian/Pacific Islander, or other.			
Ethnicity	13,808	27,297	41,105
Hispanic	1,856	1,548	3,404
Non-Hispanic	8,650	20,595	29,245
Unknown	3,302	5,154	8,456
Gender	13,808	27,297	41,105
Female	7,268	15,014	22,282
Male	6,509	12,269	18,778
Unknown	31	14	45



COVID-19: Hillsborough County vaccine summary

Vaccination data through Apr 28, 2021 as of Apr 29, 2021 at 12:05 AM

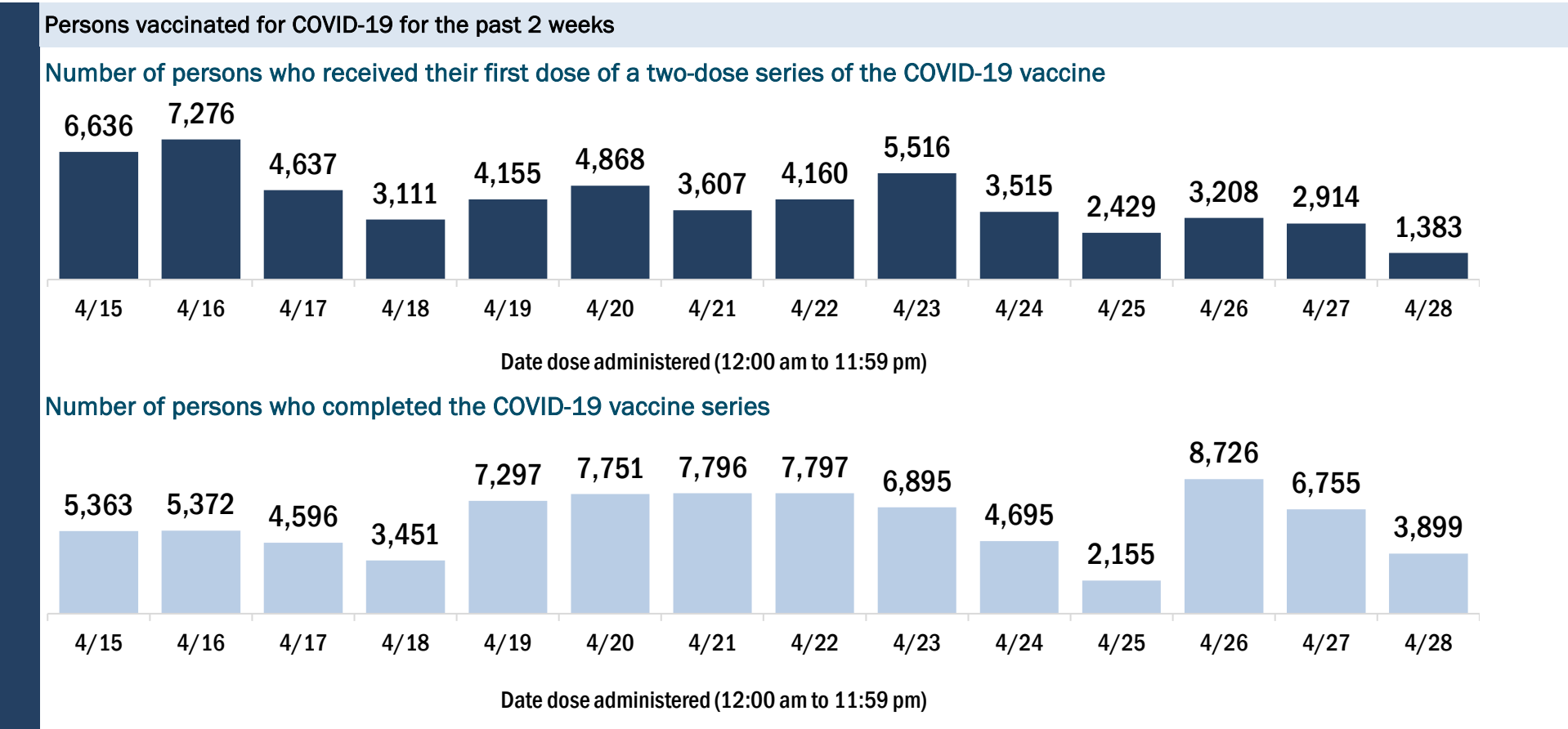
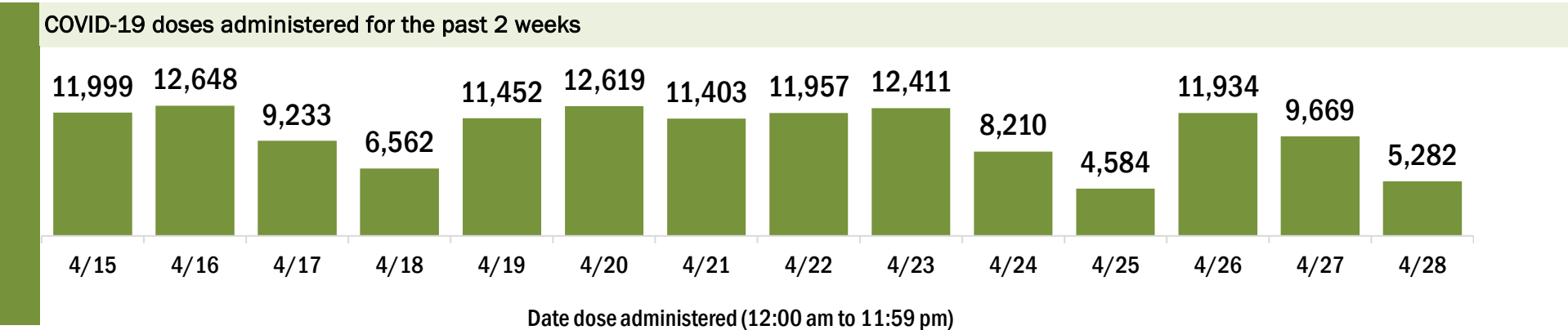
Data in this report are provisional and subject to change.

Data in this summary pertain to COVID-19 vaccines approved by the U.S. Food and Drug Administration and have been issued an Emergency Use Authorization (Janssen COVID-19 Vaccine, Moderna COVID-19 Vaccine and Pfizer-BioNTech COVID-19 Vaccine). These data summarize the number of people who have received either their first dose or have completed the series for a COVID-19 vaccine. **A person can only be counted in one category, first dose or series complete.** For persons receiving Moderna or Pfizer vaccines, once they receive their second dose, they are moved from the first dose column to the series completed column. **Because of this, the total first dose category may show a change from report to report not matching the total receiving their first dose from the previous day.** Persons receiving Johnson & Johnson vaccines will always be counted in the series completed column.

COVID-19 doses for vaccinated persons in Florida	
Doses administered	848,298
People receiving one dose of a 1-dose series (Johnson & Johnson) or receiving only one dose of a 2-dose series (Moderna, Pfizer) count once. Persons receiving both doses of a 2-dose series count twice.	

Current status of persons vaccinated for COVID-19 in Florida	
Total people vaccinated	539,432
First dose	181,513
Series completed	357,919
Completed 1-dose series	49,053
Completed 2-dose series	308,866
First dose: current number of people who have only received their first dose of the Moderna or Pfizer vaccine.	
Series complete: current number of people who have received both Moderna or Pfizer vaccine doses or one Johnson & Johnson dose and are considered fully immunized.	

Demographic summary	First dose	Series complete	Total people vaccinated
Age group	181,513	357,919	539,432
16-24 years	23,865	16,626	40,491
25-34 years	28,316	32,866	61,182
35-44 years	28,540	45,754	74,294
45-54 years	25,391	62,777	88,168
55-64 years	23,756	81,084	104,840
65-74 years	30,614	71,068	101,682
75-84 years	15,847	35,261	51,108
85+ years	5,184	12,483	17,667
Race	181,513	357,919	539,432
White	110,288	235,603	345,891
Black	12,148	24,115	36,263
American Indian/Alaskan	742	944	1,686
Other	25,989	47,813	73,802
Unknown	32,346	49,444	81,790
Other race includes Asian, native Hawaiian/Pacific Islander, or other.			
Ethnicity	181,513	357,919	539,432
Hispanic	25,799	38,045	63,844
Non-Hispanic	89,047	210,493	299,540
Unknown	66,667	109,381	176,048
Gender	181,513	357,919	539,432
Female	95,641	202,523	298,164
Male	85,522	155,162	240,684
Unknown	350	234	584



COVID-19: Holmes County vaccine summary

Vaccination data through Apr 28, 2021 as of Apr 29, 2021 at 12:05 AM

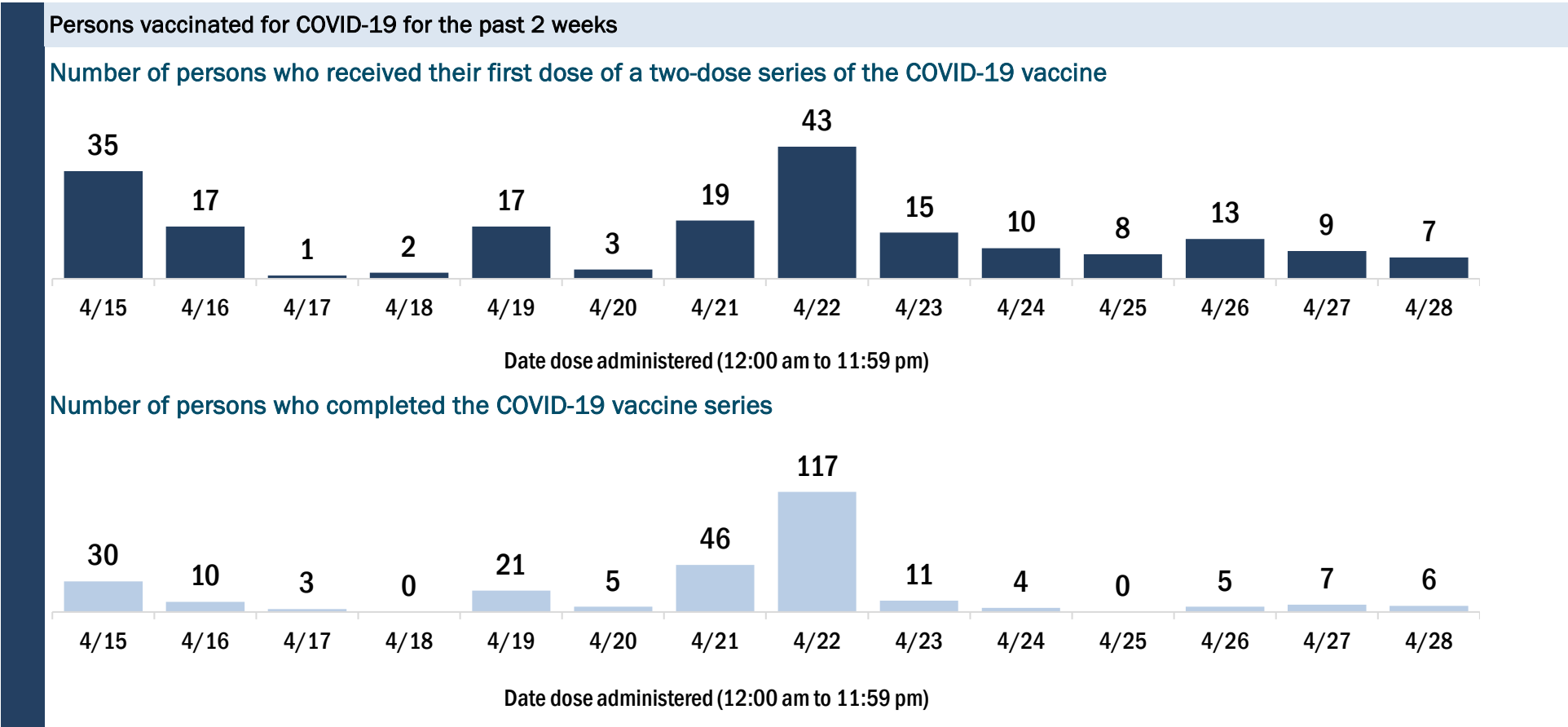
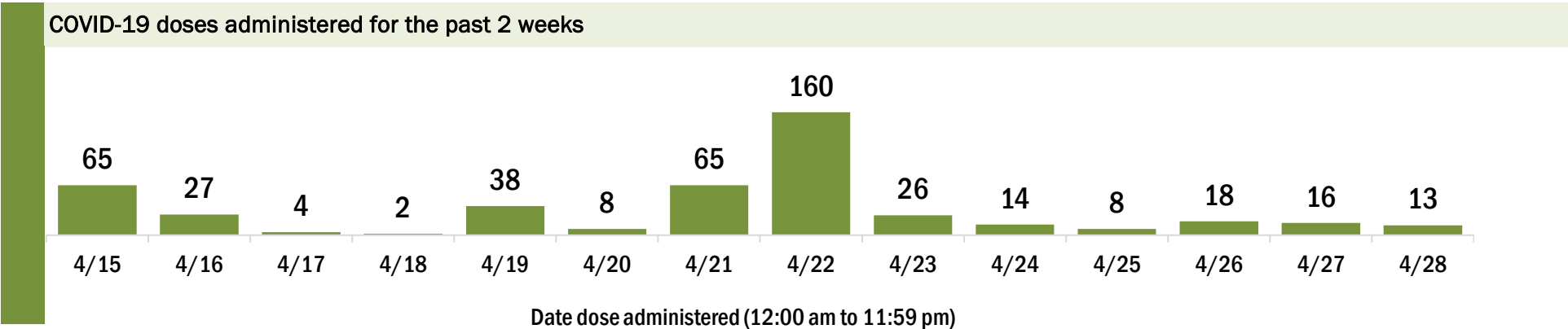
Data in this report are provisional and subject to change.

Data in this summary pertain to COVID-19 vaccines approved by the U.S. Food and Drug Administration and have been issued an Emergency Use Authorization (Janssen COVID-19 Vaccine, Moderna COVID-19 Vaccine and Pfizer-BioNTech COVID-19 Vaccine). These data summarize the number of people who have received either their first dose or have completed the series for a COVID-19 vaccine. **A person can only be counted in one category, first dose or series complete.** For persons receiving Moderna or Pfizer vaccines, once they receive their second dose, they are moved from the first dose column to the series completed column. **Because of this, the total first dose category may show a change from report to report not matching the total receiving their first dose from the previous day.** Persons receiving Johnson & Johnson vaccines will always be counted in the series completed column.

COVID-19 doses for vaccinated persons in Florida	
Doses administered	6,660
People receiving one dose of a 1-dose series (Johnson & Johnson) or receiving only one dose of a 2-dose series (Moderna, Pfizer) count once. Persons receiving both doses of a 2-dose series count twice.	

Current status of persons vaccinated for COVID-19 in Florida	
Total people vaccinated	4,076
First dose	1,188
Series completed	2,888
Completed 1-dose series	304
Completed 2-dose series	2,584
First dose: current number of people who have only received their first dose of the Moderna or Pfizer vaccine.	
Series complete: current number of people who have received both Moderna or Pfizer vaccine doses or one Johnson & Johnson dose and are considered fully immunized.	

Demographic summary	First dose	Series complete	Total people vaccinated
Age group	1,188	2,888	4,076
16-24 years	67	29	96
25-34 years	140	70	210
35-44 years	178	137	315
45-54 years	225	254	479
55-64 years	276	554	830
65-74 years	179	999	1,178
75-84 years	98	662	760
85+ years	25	183	208
Race	1,188	2,888	4,076
White	878	2,488	3,366
Black	182	92	274
American Indian/Alaskan	12	31	43
Other	74	168	242
Unknown	42	109	151
Other race includes Asian, native Hawaiian/Pacific Islander, or other.			
Ethnicity	1,188	2,888	4,076
Hispanic	60	19	79
Non-Hispanic	972	2,421	3,393
Unknown	156	448	604
Gender	1,188	2,888	4,076
Female	432	1,589	2,021
Male	756	1,299	2,055
Unknown	0	0	0



COVID-19: Indian River County vaccine summary

Vaccination data through Apr 28, 2021 as of Apr 29, 2021 at 12:05 AM

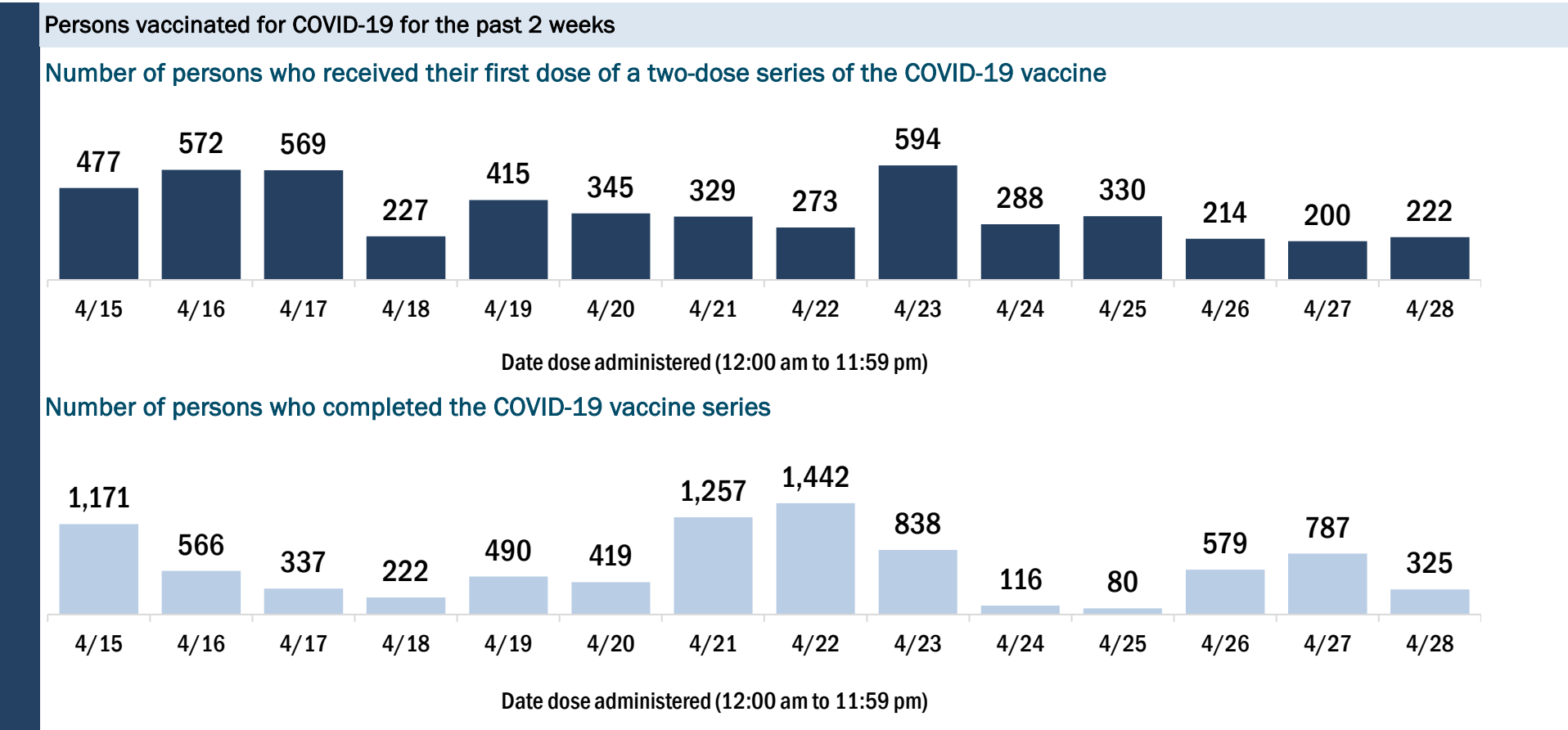
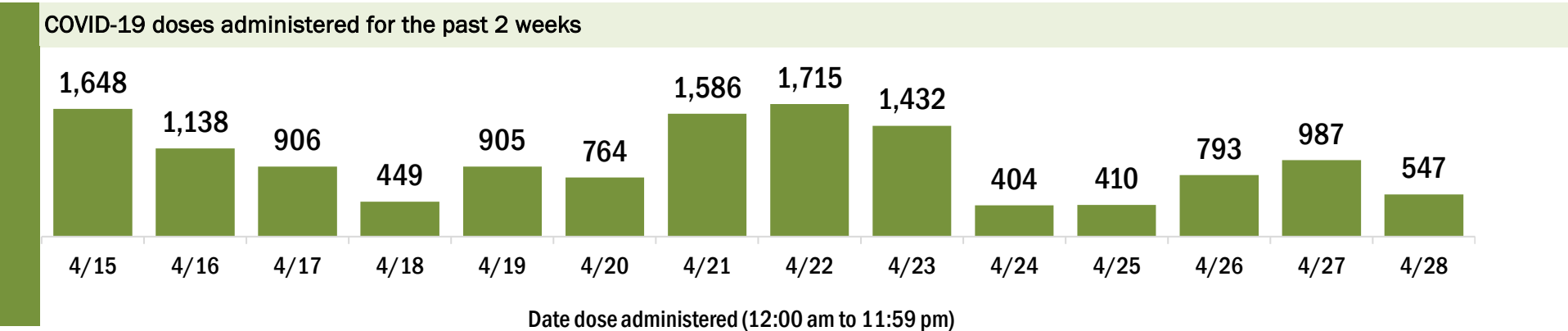
Data in this report are provisional and subject to change.

Data in this summary pertain to COVID-19 vaccines approved by the U.S. Food and Drug Administration and have been issued an Emergency Use Authorization (Janssen COVID-19 Vaccine, Moderna COVID-19 Vaccine and Pfizer-BioNTech COVID-19 Vaccine). These data summarize the number of people who have received either their first dose or have completed the series for a COVID-19 vaccine. **A person can only be counted in one category, first dose or series complete.** For persons receiving Moderna or Pfizer vaccines, once they receive their second dose, they are moved from the first dose column to the series completed column. **Because of this, the total first dose category may show a change from report to report not matching the total receiving their first dose from the previous day.** Persons receiving Johnson & Johnson vaccines will always be counted in the series completed column.

COVID-19 doses for vaccinated persons in Florida	
Doses administered	131,848
People receiving one dose of a 1-dose series (Johnson & Johnson) or receiving only one dose of a 2-dose series (Moderna, Pfizer) count once. Persons receiving both doses of a 2-dose series count twice.	

Current status of persons vaccinated for COVID-19 in Florida	
Total people vaccinated	79,441
First dose	25,074
Series completed	54,367
Completed 1-dose series	1,960
Completed 2-dose series	52,407
First dose: current number of people who have only received their first dose of the Moderna or Pfizer vaccine.	
Series complete: current number of people who have received both Moderna or Pfizer vaccine doses or one Johnson & Johnson dose and are considered fully immunized.	

Demographic summary	First dose	Series complete	Total people vaccinated
Age group	25,074	54,367	79,441
16-24 years	1,624	620	2,244
25-34 years	1,882	1,243	3,125
35-44 years	2,236	1,858	4,094
45-54 years	3,048	3,816	6,864
55-64 years	4,898	9,959	14,857
65-74 years	5,494	20,165	25,659
75-84 years	4,116	12,518	16,634
85+ years	1,776	4,188	5,964
Race	25,074	54,367	79,441
White	18,138	40,328	58,466
Black	1,322	1,526	2,848
American Indian/Alaskan	161	274	435
Other	1,893	3,640	5,533
Unknown	3,560	8,599	12,159
Other race includes Asian, native Hawaiian/Pacific Islander, or other.			
Ethnicity	25,074	54,367	79,441
Hispanic	2,376	1,841	4,217
Non-Hispanic	13,072	34,527	47,599
Unknown	9,626	17,999	27,625
Gender	25,074	54,367	79,441
Female	13,180	30,639	43,819
Male	11,864	23,693	35,557
Unknown	30	35	65



COVID-19: Jackson County vaccine summary

Vaccination data through Apr 28, 2021 as of Apr 29, 2021 at 12:05 AM

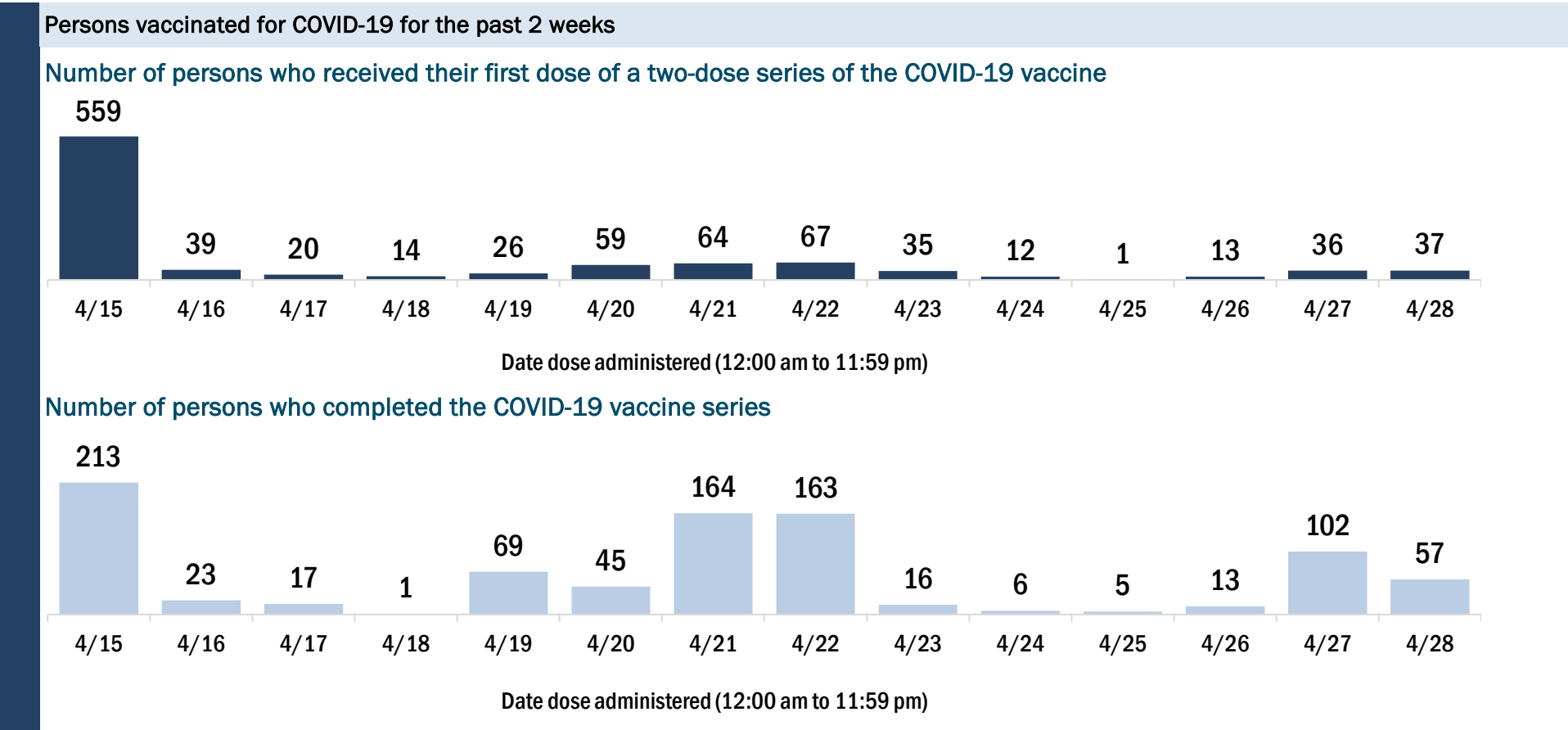
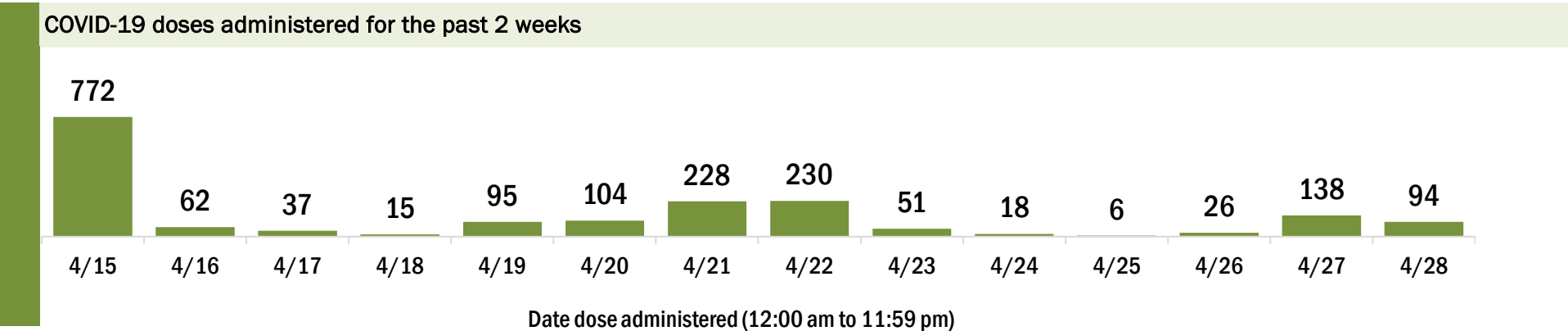
Data in this report are provisional and subject to change.

Data in this summary pertain to COVID-19 vaccines approved by the U.S. Food and Drug Administration and have been issued an Emergency Use Authorization (Janssen COVID-19 Vaccine, Moderna COVID-19 Vaccine and Pfizer-BioNTech COVID-19 Vaccine). These data summarize the number of people who have received either their first dose or have completed the series for a COVID-19 vaccine. **A person can only be counted in one category, first dose or series complete.** For persons receiving Moderna or Pfizer vaccines, once they receive their second dose, they are moved from the first dose column to the series completed column. **Because of this, the total first dose category may show a change from report to report not matching the total receiving their first dose from the previous day.** Persons receiving Johnson & Johnson vaccines will always be counted in the series completed column.

COVID-19 doses for vaccinated persons in Florida	
Doses administered	21,455
People receiving one dose of a 1-dose series (Johnson & Johnson) or receiving only one dose of a 2-dose series (Moderna, Pfizer) count once. Persons receiving both doses of a 2-dose series count twice.	

Current status of persons vaccinated for COVID-19 in Florida	
Total people vaccinated	13,211
First dose	4,140
Series completed	9,071
Completed 1-dose series	827
Completed 2-dose series	8,244
First dose: current number of people who have only received their first dose of the Moderna or Pfizer vaccine.	
Series complete: current number of people who have received both Moderna or Pfizer vaccine doses or one Johnson & Johnson dose and are considered fully immunized.	

Demographic summary	First dose	Series complete	Total people vaccinated
Age group	4,140	9,071	13,211
16-24 years	207	118	325
25-34 years	498	284	782
35-44 years	682	477	1,159
45-54 years	858	877	1,735
55-64 years	798	1,967	2,765
65-74 years	612	2,973	3,585
75-84 years	353	1,784	2,137
85+ years	132	591	723
Race	4,140	9,071	13,211
White	2,458	6,355	8,813
Black	1,143	1,794	2,937
American Indian/Alaskan	22	44	66
Other	208	395	603
Unknown	309	483	792
Other race includes Asian, native Hawaiian/Pacific Islander, or other.			
Ethnicity	4,140	9,071	13,211
Hispanic	240	123	363
Non-Hispanic	2,465	6,763	9,228
Unknown	1,435	2,185	3,620
Gender	4,140	9,071	13,211
Female	1,451	5,175	6,626
Male	2,688	3,896	6,584
Unknown	1	0	1



COVID-19: Jefferson County vaccine summary

Vaccination data through Apr 28, 2021 as of Apr 29, 2021 at 12:05 AM

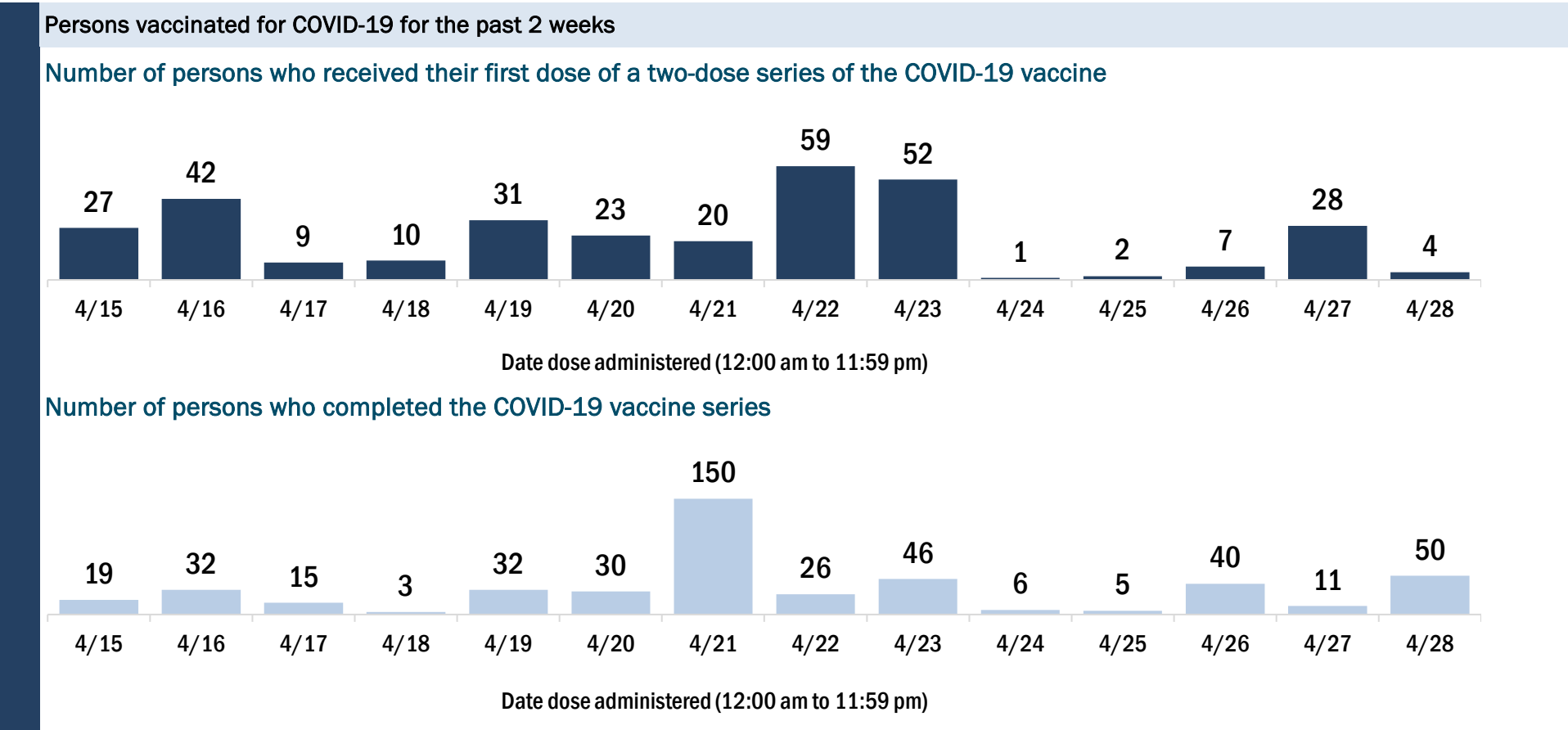
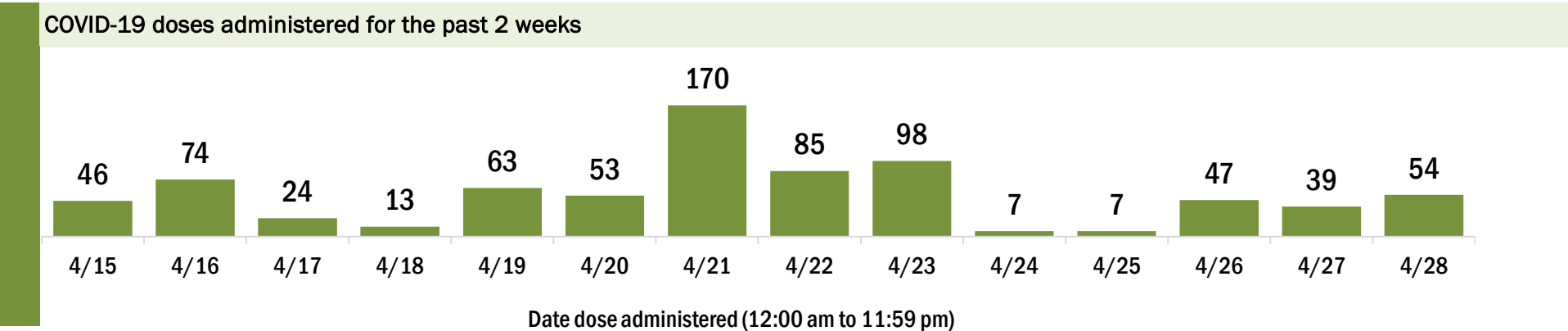
Data in this report are provisional and subject to change.

Data in this summary pertain to COVID-19 vaccines approved by the U.S. Food and Drug Administration and have been issued an Emergency Use Authorization (Janssen COVID-19 Vaccine, Moderna COVID-19 Vaccine and Pfizer-BioNTech COVID-19 Vaccine). These data summarize the number of people who have received either their first dose or have completed the series for a COVID-19 vaccine. **A person can only be counted in one category, first dose or series complete.** For persons receiving Moderna or Pfizer vaccines, once they receive their second dose, they are moved from the first dose column to the series completed column. **Because of this, the total first dose category may show a change from report to report not matching the total receiving their first dose from the previous day.** Persons receiving Johnson & Johnson vaccines will always be counted in the series completed column.

COVID-19 doses for vaccinated persons in Florida	
Doses administered	8,513
People receiving one dose of a 1-dose series (Johnson & Johnson) or receiving only one dose of a 2-dose series (Moderna, Pfizer) count once. Persons receiving both doses of a 2-dose series count twice.	

Current status of persons vaccinated for COVID-19 in Florida	
Total people vaccinated	4,997
First dose	1,212
Series completed	3,785
Completed 1-dose series	269
Completed 2-dose series	3,516
First dose: current number of people who have only received their first dose of the Moderna or Pfizer vaccine.	
Series complete: current number of people who have received both Moderna or Pfizer vaccine doses or one Johnson & Johnson dose and are considered fully immunized.	

Demographic summary	First dose	Series complete	Total people vaccinated
Age group	1,212	3,785	4,997
16-24 years	85	51	136
25-34 years	122	110	232
35-44 years	194	166	360
45-54 years	268	412	680
55-64 years	320	898	1,218
65-74 years	143	1,313	1,456
75-84 years	56	655	711
85+ years	24	180	204
Race	1,212	3,785	4,997
White	675	2,108	2,783
Black	374	848	1,222
American Indian/Alaskan	2	7	9
Other	95	552	647
Unknown	66	270	336
Other race includes Asian, native Hawaiian/Pacific Islander, or other.			
Ethnicity	1,212	3,785	4,997
Hispanic	38	72	110
Non-Hispanic	973	2,289	3,262
Unknown	201	1,424	1,625
Gender	1,212	3,785	4,997
Female	462	2,209	2,671
Male	750	1,576	2,326
Unknown	0	0	0



COVID-19: Lafayette County vaccine summary

Vaccination data through Apr 28, 2021 as of Apr 29, 2021 at 12:05 AM

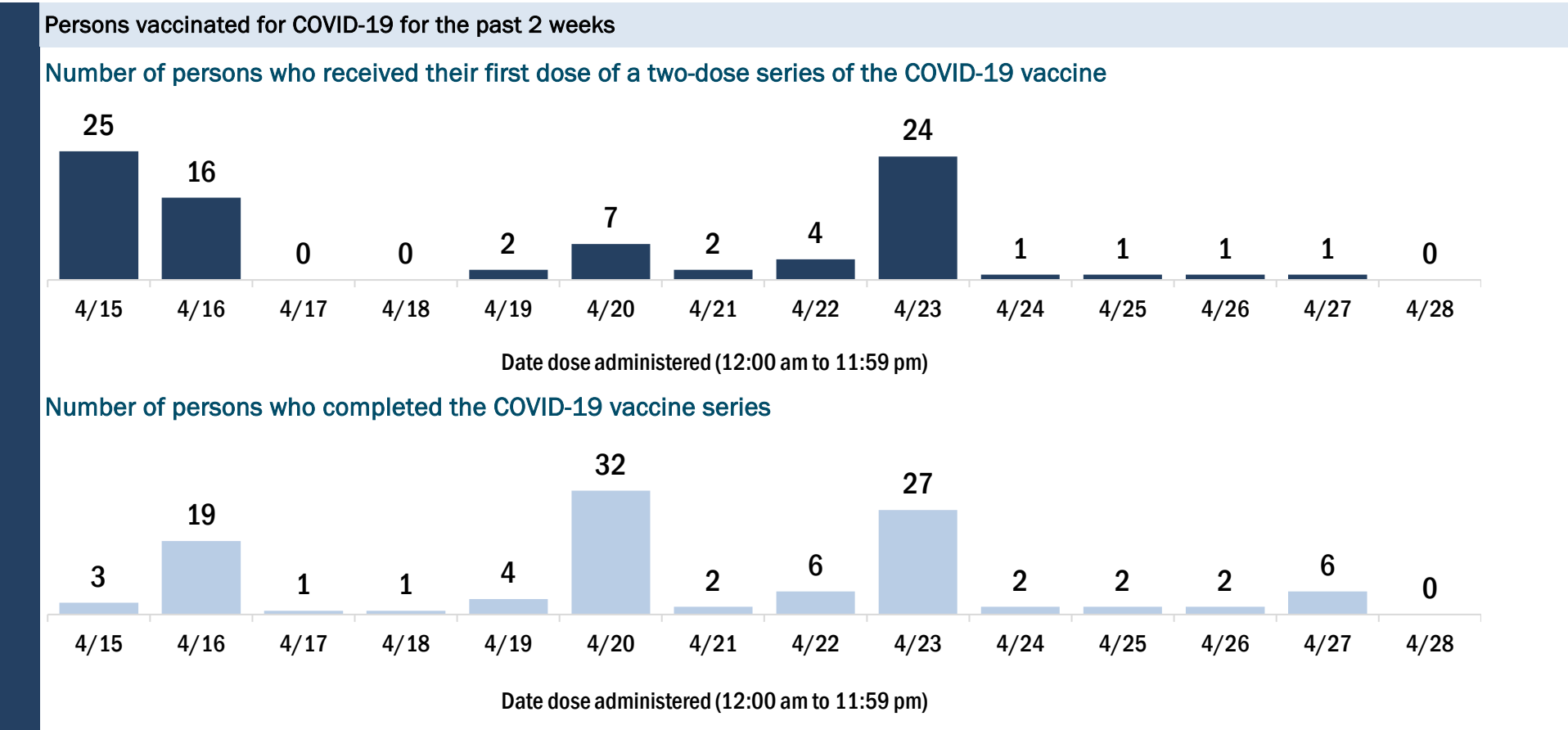
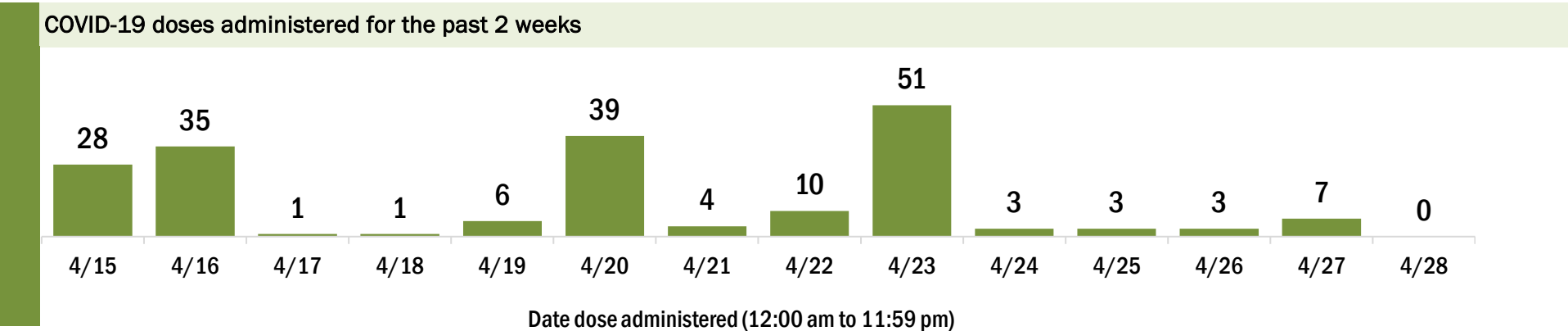
Data in this report are provisional and subject to change.

Data in this summary pertain to COVID-19 vaccines approved by the U.S. Food and Drug Administration and have been issued an Emergency Use Authorization (Janssen COVID-19 Vaccine, Moderna COVID-19 Vaccine and Pfizer-BioNTech COVID-19 Vaccine). These data summarize the number of people who have received either their first dose or have completed the series for a COVID-19 vaccine. **A person can only be counted in one category, first dose or series complete.** For persons receiving Moderna or Pfizer vaccines, once they receive their second dose, they are moved from the first dose column to the series completed column. **Because of this, the total first dose category may show a change from report to report not matching the total receiving their first dose from the previous day.** Persons receiving Johnson & Johnson vaccines will always be counted in the series completed column.

COVID-19 doses for vaccinated persons in Florida	
Doses administered	3,426
People receiving one dose of a 1-dose series (Johnson & Johnson) or receiving only one dose of a 2-dose series (Moderna, Pfizer) count once. Persons receiving both doses of a 2-dose series count twice.	

Current status of persons vaccinated for COVID-19 in Florida	
Total people vaccinated	2,088
First dose	720
Series completed	1,368
Completed 1-dose series	30
Completed 2-dose series	1,338
First dose: current number of people who have only received their first dose of the Moderna or Pfizer vaccine.	
Series complete: current number of people who have received both Moderna or Pfizer vaccine doses or one Johnson & Johnson dose and are considered fully immunized.	

Demographic summary	First dose	Series complete	Total people vaccinated
Age group	720	1,368	2,088
16-24 years	28	4	32
25-34 years	89	13	102
35-44 years	132	32	164
45-54 years	144	93	237
55-64 years	126	175	301
65-74 years	119	611	730
75-84 years	56	340	396
85+ years	26	100	126
Race	720	1,368	2,088
White	463	1,161	1,624
Black	147	45	192
American Indian/Alaskan	3	6	9
Other	51	80	131
Unknown	56	76	132
Other race includes Asian, native Hawaiian/Pacific Islander, or other.			
Ethnicity	720	1,368	2,088
Hispanic	62	44	106
Non-Hispanic	259	1,090	1,349
Unknown	399	234	633
Gender	720	1,368	2,088
Female	201	709	910
Male	518	659	1,177
Unknown	1	0	1



COVID-19: Lake County vaccine summary

Vaccination data through Apr 28, 2021 as of Apr 29, 2021 at 12:05 AM

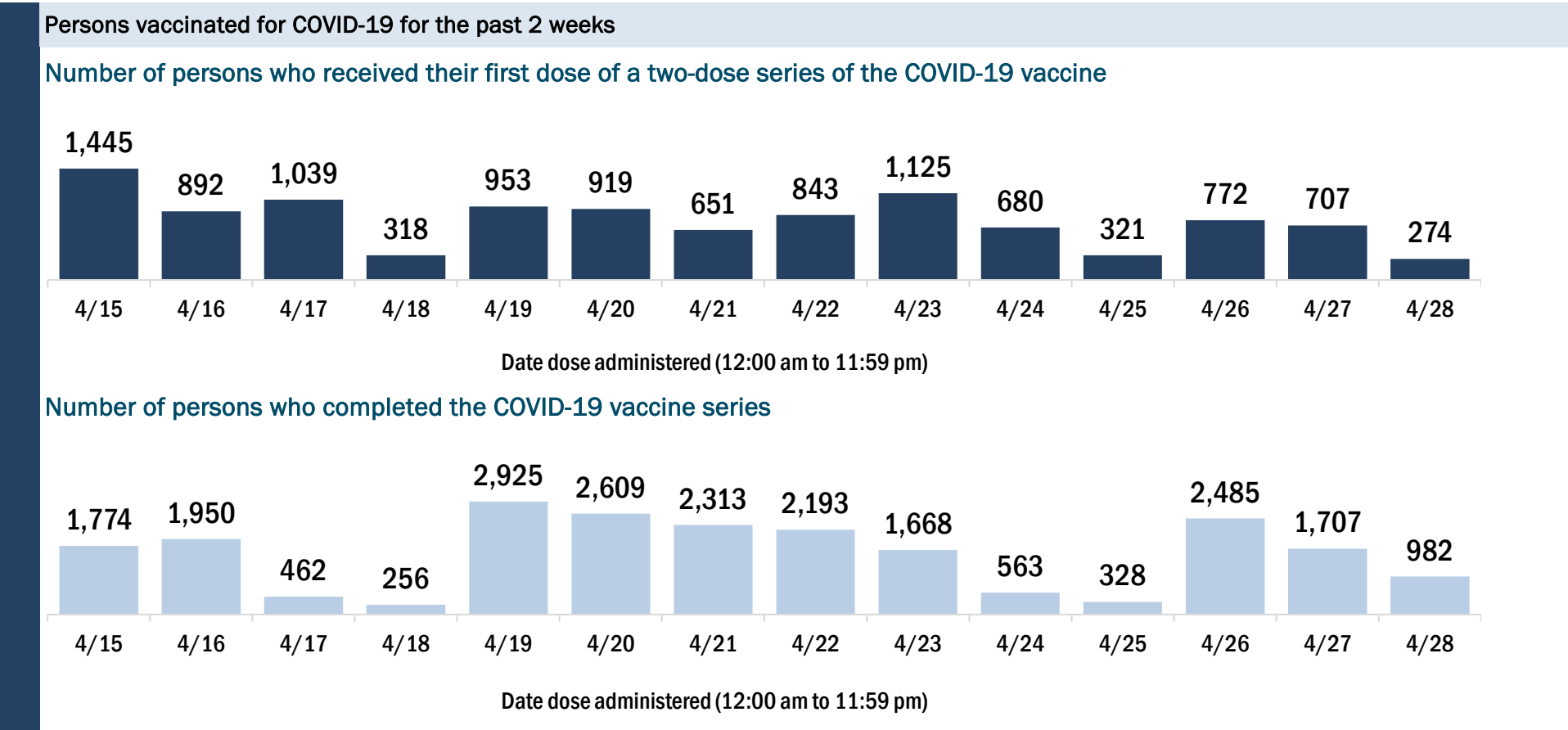
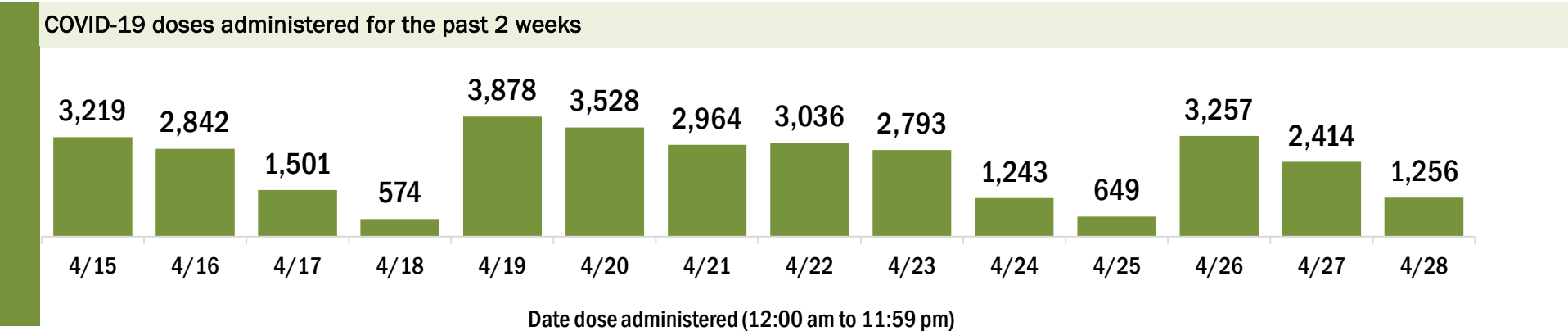
Data in this report are provisional and subject to change.

Data in this summary pertain to COVID-19 vaccines approved by the U.S. Food and Drug Administration and have been issued an Emergency Use Authorization (Janssen COVID-19 Vaccine, Moderna COVID-19 Vaccine and Pfizer-BioNTech COVID-19 Vaccine). These data summarize the number of people who have received either their first dose or have completed the series for a COVID-19 vaccine. **A person can only be counted in one category, first dose or series complete.** For persons receiving Moderna or Pfizer vaccines, once they receive their second dose, they are moved from the first dose column to the series completed column. **Because of this, the total first dose category may show a change from report to report not matching the total receiving their first dose from the previous day.** Persons receiving Johnson & Johnson vaccines will always be counted in the series completed column.

COVID-19 doses for vaccinated persons in Florida	
Doses administered	280,362
People receiving one dose of a 1-dose series (Johnson & Johnson) or receiving only one dose of a 2-dose series (Moderna, Pfizer) count once. Persons receiving both doses of a 2-dose series count twice.	

Current status of persons vaccinated for COVID-19 in Florida	
Total people vaccinated	162,812
First dose	39,208
Series completed	123,604
Completed 1-dose series	6,054
Completed 2-dose series	117,550
First dose: current number of people who have only received their first dose of the Moderna or Pfizer vaccine.	
Series complete: current number of people who have received both Moderna or Pfizer vaccine doses or one Johnson & Johnson dose and are considered fully immunized.	

Demographic summary	First dose	Series complete	Total people vaccinated
Age group	39,208	123,604	162,812
16-24 years	4,683	2,427	7,110
25-34 years	4,902	4,266	9,168
35-44 years	5,449	7,098	12,547
45-54 years	5,875	11,828	17,703
55-64 years	6,879	22,168	29,047
65-74 years	5,730	40,178	45,908
75-84 years	4,061	27,606	31,667
85+ years	1,629	8,033	9,662
Race	39,208	123,604	162,812
White	24,649	92,426	117,075
Black	2,659	6,101	8,760
American Indian/Alaskan	240	646	886
Other	4,552	10,607	15,159
Unknown	7,108	13,824	20,932
Other race includes Asian, native Hawaiian/Pacific Islander, or other.			
Ethnicity	39,208	123,604	162,812
Hispanic	5,498	7,849	13,347
Non-Hispanic	18,394	72,233	90,627
Unknown	15,316	43,522	58,838
Gender	39,208	123,604	162,812
Female	20,985	69,794	90,779
Male	18,092	53,698	71,790
Unknown	131	112	243



COVID-19: Lee County vaccine summary

Vaccination data through Apr 28, 2021 as of Apr 29, 2021 at 12:05 AM

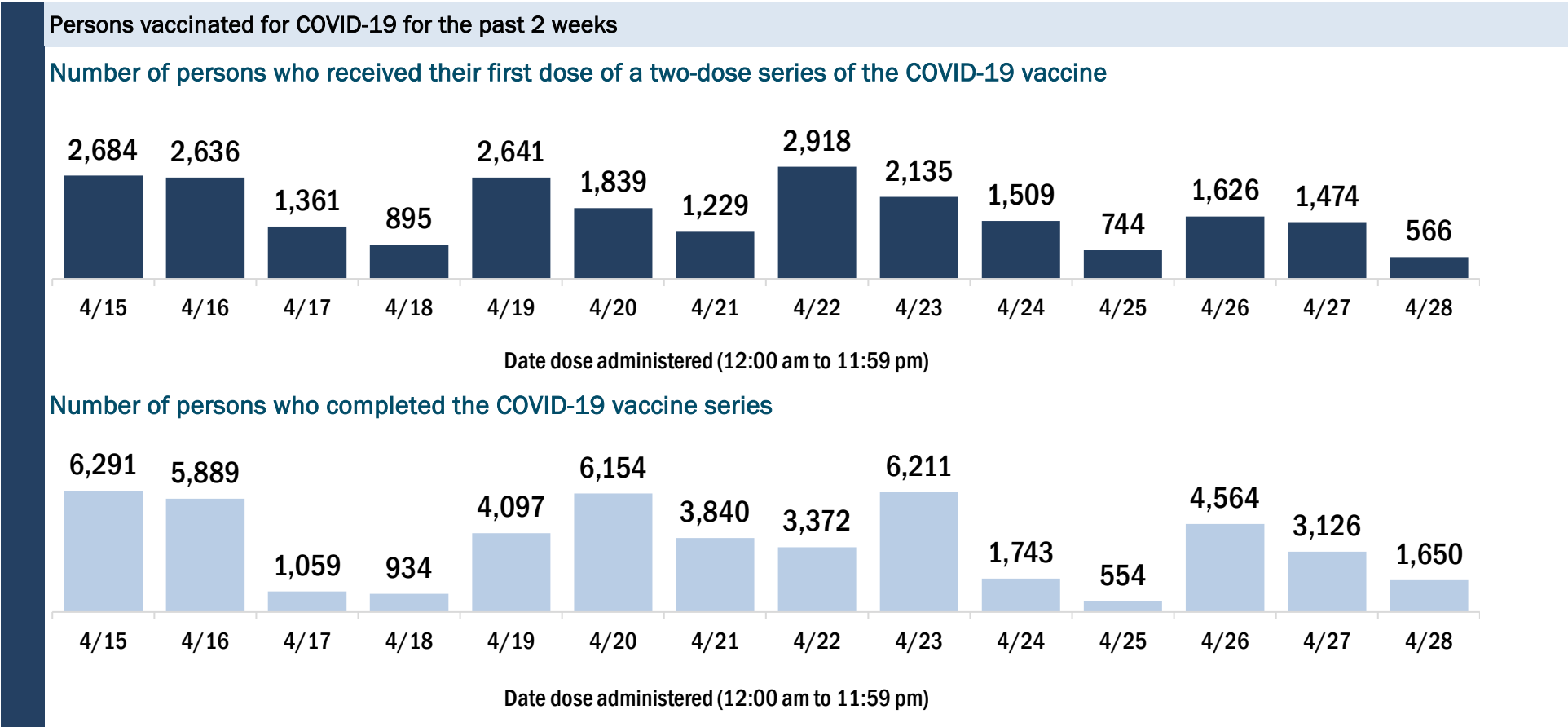
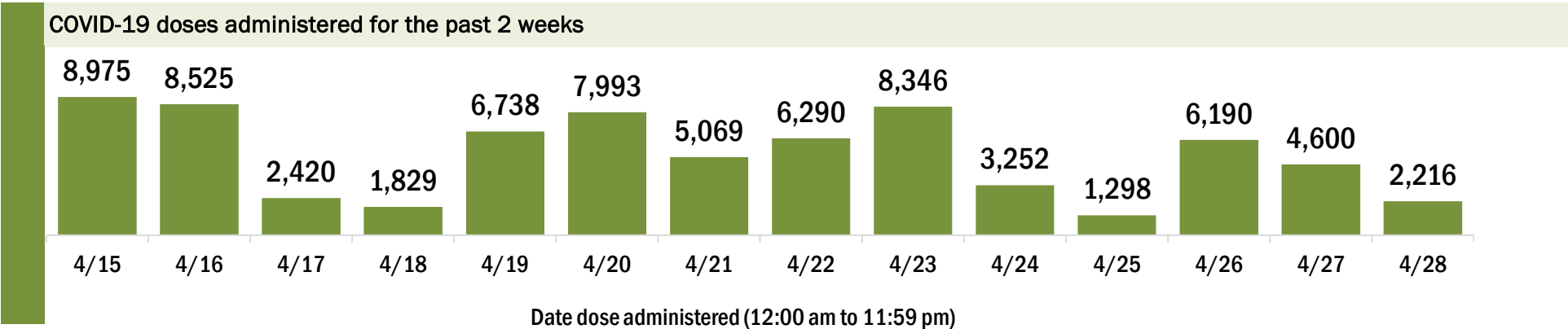
Data in this report are provisional and subject to change.

Data in this summary pertain to COVID-19 vaccines approved by the U.S. Food and Drug Administration and have been issued an Emergency Use Authorization (Janssen COVID-19 Vaccine, Moderna COVID-19 Vaccine and Pfizer-BioNTech COVID-19 Vaccine). These data summarize the number of people who have received either their first dose or have completed the series for a COVID-19 vaccine. **A person can only be counted in one category, first dose or series complete.** For persons receiving Moderna or Pfizer vaccines, once they receive their second dose, they are moved from the first dose column to the series completed column. **Because of this, the total first dose category may show a change from report to report not matching the total receiving their first dose from the previous day.** Persons receiving Johnson & Johnson vaccines will always be counted in the series completed column.

COVID-19 doses for vaccinated persons in Florida	
Doses administered	533,305
People receiving one dose of a 1-dose series (Johnson & Johnson) or receiving only one dose of a 2-dose series (Moderna, Pfizer) count once. Persons receiving both doses of a 2-dose series count twice.	

Current status of persons vaccinated for COVID-19 in Florida	
Total people vaccinated	319,608
First dose	93,575
Series completed	226,033
Completed 1-dose series	12,336
Completed 2-dose series	213,697
First dose: current number of people who have only received their first dose of the Moderna or Pfizer vaccine.	
Series complete: current number of people who have received both Moderna or Pfizer vaccine doses or one Johnson & Johnson dose and are considered fully immunized.	

Demographic summary	First dose	Series complete	Total people vaccinated
Age group	93,575	226,033	319,608
16-24 years	7,536	2,269	9,805
25-34 years	9,918	5,460	15,378
35-44 years	12,870	8,363	21,233
45-54 years	15,683	15,848	31,531
55-64 years	20,556	40,263	60,819
65-74 years	15,087	87,364	102,451
75-84 years	8,857	52,535	61,392
85+ years	3,068	13,931	16,999
Race	93,575	226,033	319,608
White	64,767	162,651	227,418
Black	3,763	5,020	8,783
American Indian/Alaskan	404	738	1,142
Other	8,280	14,414	22,694
Unknown	16,361	43,210	59,571
Other race includes Asian, native Hawaiian/Pacific Islander, or other.			
Ethnicity	93,575	226,033	319,608
Hispanic	16,041	13,133	29,174
Non-Hispanic	47,470	131,024	178,494
Unknown	30,064	81,876	111,940
Gender	93,575	226,033	319,608
Female	49,267	126,651	175,918
Male	44,100	98,960	143,060
Unknown	208	422	630



COVID-19: Leon County vaccine summary

Vaccination data through Apr 28, 2021 as of Apr 29, 2021 at 12:05 AM

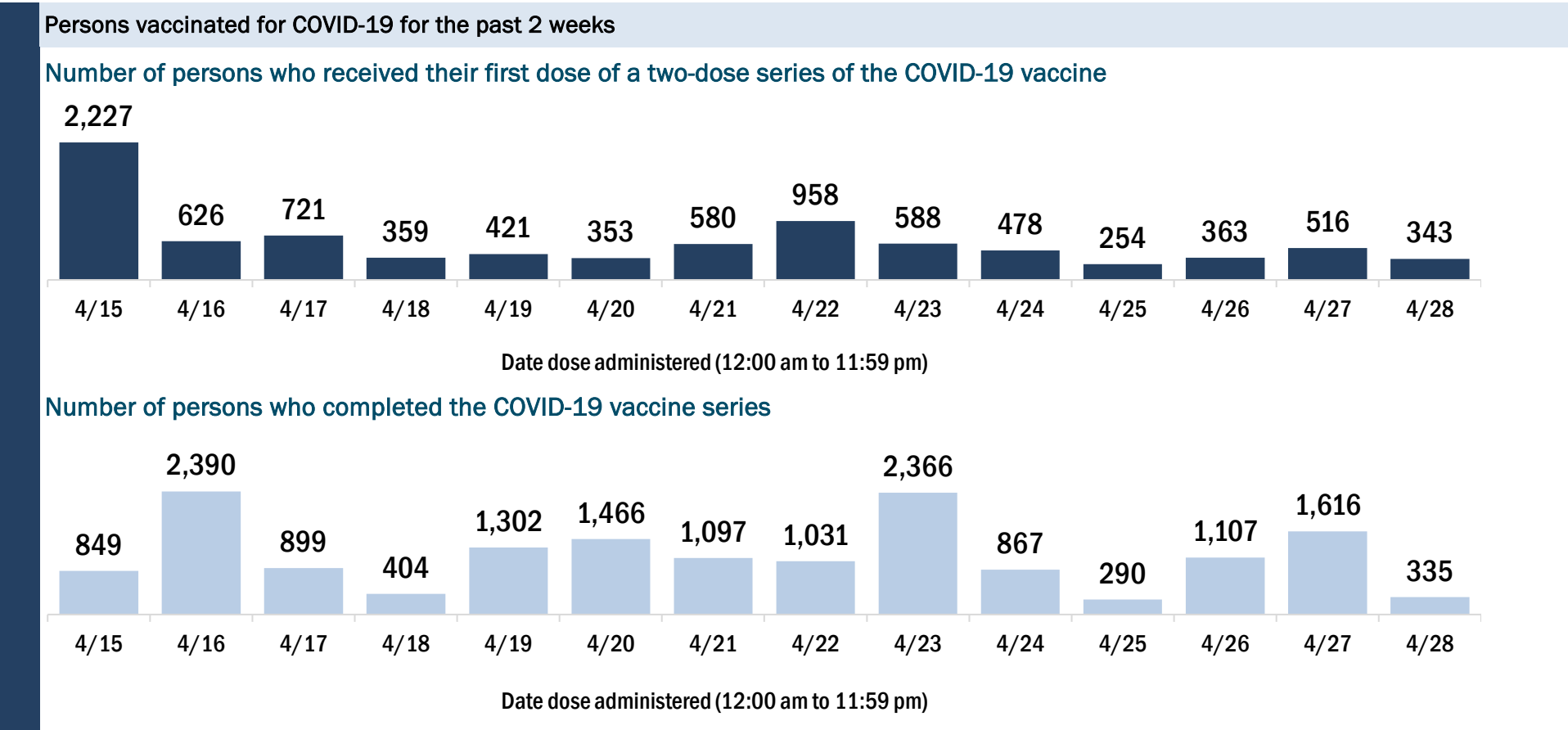
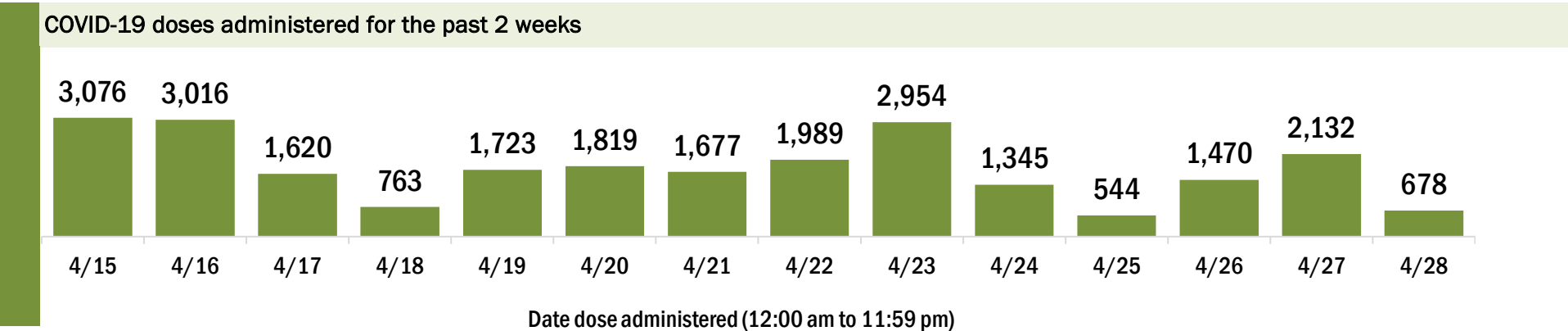
Data in this report are provisional and subject to change.

Data in this summary pertain to COVID-19 vaccines approved by the U.S. Food and Drug Administration and have been issued an Emergency Use Authorization (Janssen COVID-19 Vaccine, Moderna COVID-19 Vaccine and Pfizer-BioNTech COVID-19 Vaccine). These data summarize the number of people who have received either their first dose or have completed the series for a COVID-19 vaccine. **A person can only be counted in one category, first dose or series complete.** For persons receiving Moderna or Pfizer vaccines, once they receive their second dose, they are moved from the first dose column to the series completed column. **Because of this, the total first dose category may show a change from report to report not matching the total receiving their first dose from the previous day.** Persons receiving Johnson & Johnson vaccines will always be counted in the series completed column.

COVID-19 doses for vaccinated persons in Florida	
Doses administered	189,208
People receiving one dose of a 1-dose series (Johnson & Johnson) or receiving only one dose of a 2-dose series (Moderna, Pfizer) count once. Persons receiving both doses of a 2-dose series count twice.	

Current status of persons vaccinated for COVID-19 in Florida	
Total people vaccinated	111,949
First dose	30,263
Series completed	81,686
Completed 1-dose series	4,427
Completed 2-dose series	77,259
First dose: current number of people who have only received their first dose of the Moderna or Pfizer vaccine.	
Series complete: current number of people who have received both Moderna or Pfizer vaccine doses or one Johnson & Johnson dose and are considered fully immunized.	

Demographic summary	First dose	Series complete	Total people vaccinated
Age group	30,263	81,686	111,949
16-24 years	7,369	4,991	12,360
25-34 years	6,609	7,200	13,809
35-44 years	5,393	8,921	14,314
45-54 years	3,687	11,995	15,682
55-64 years	3,235	17,451	20,686
65-74 years	2,213	19,400	21,613
75-84 years	1,118	8,768	9,886
85+ years	639	2,960	3,599
Race	30,263	81,686	111,949
White	17,137	48,325	65,462
Black	4,669	11,463	16,132
American Indian/Alaskan	107	256	363
Other	4,124	14,470	18,594
Unknown	4,226	7,172	11,398
Other race includes Asian, native Hawaiian/Pacific Islander, or other.			
Ethnicity	30,263	81,686	111,949
Hispanic	2,050	3,628	5,678
Non-Hispanic	19,991	59,481	79,472
Unknown	8,222	18,577	26,799
Gender	30,263	81,686	111,949
Female	16,250	47,274	63,524
Male	13,966	34,375	48,341
Unknown	47	37	84



COVID-19: Levy County vaccine summary

Vaccination data through Apr 28, 2021 as of Apr 29, 2021 at 12:05 AM

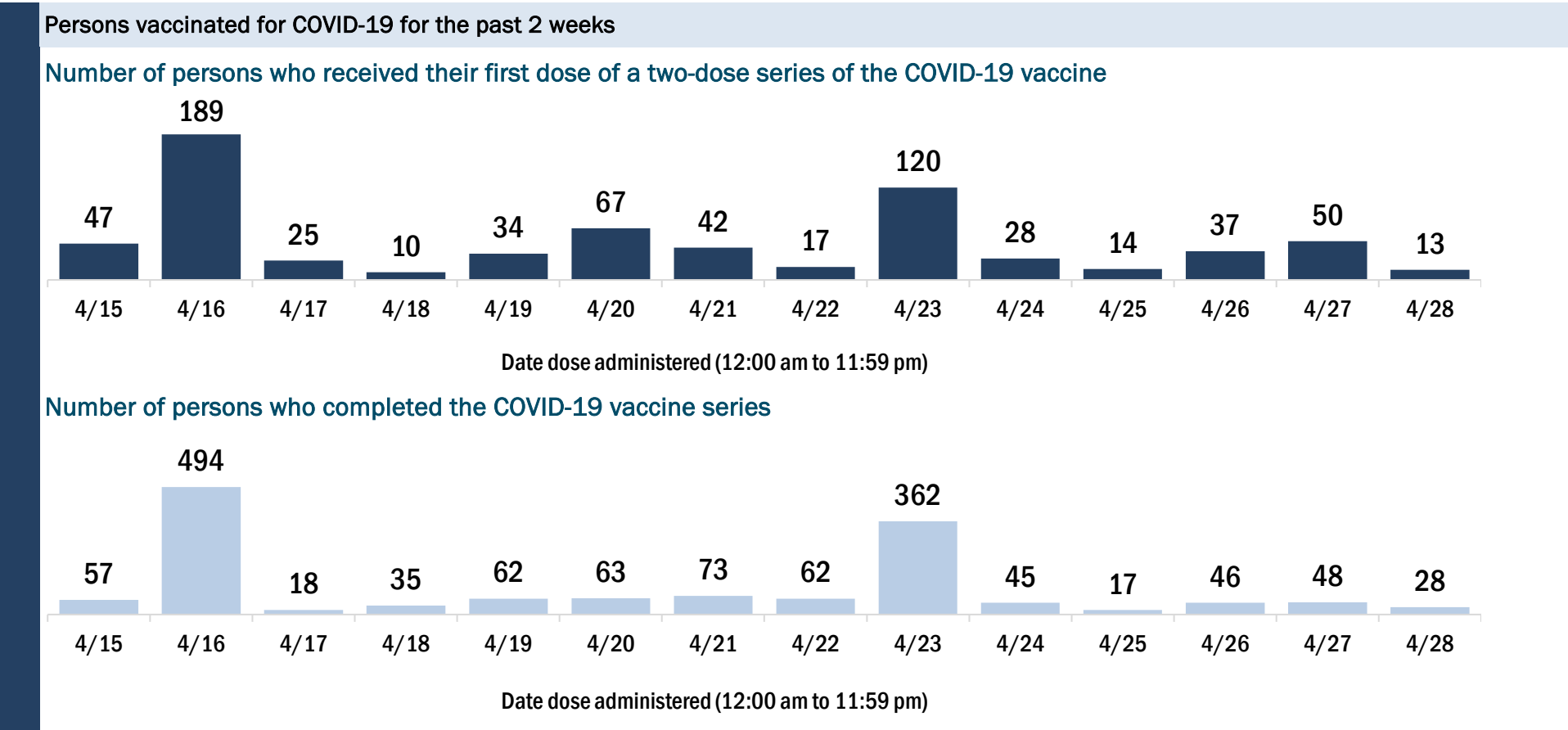
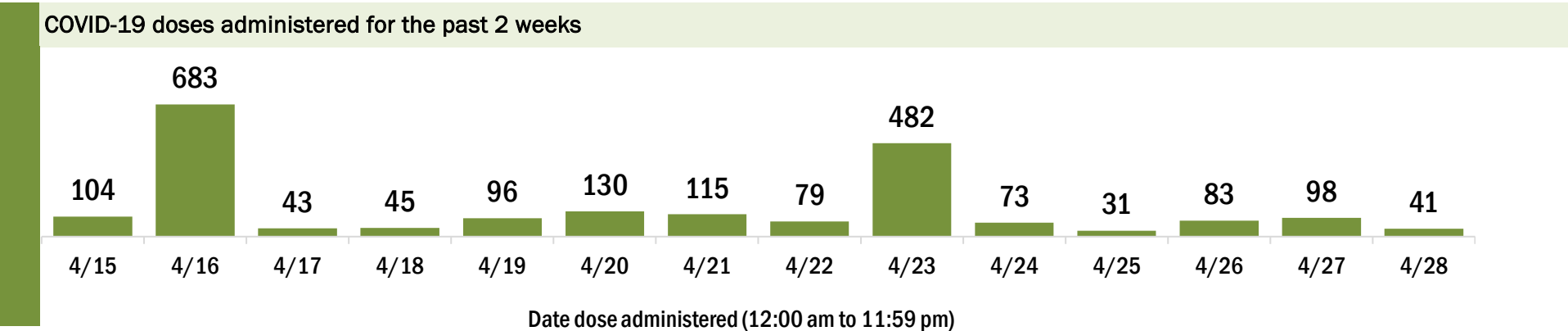
Data in this report are provisional and subject to change.

Data in this summary pertain to COVID-19 vaccines approved by the U.S. Food and Drug Administration and have been issued an Emergency Use Authorization (Janssen COVID-19 Vaccine, Moderna COVID-19 Vaccine and Pfizer-BioNTech COVID-19 Vaccine). These data summarize the number of people who have received either their first dose or have completed the series for a COVID-19 vaccine. **A person can only be counted in one category, first dose or series complete.** For persons receiving Moderna or Pfizer vaccines, once they receive their second dose, they are moved from the first dose column to the series completed column. **Because of this, the total first dose category may show a change from report to report not matching the total receiving their first dose from the previous day.** Persons receiving Johnson & Johnson vaccines will always be counted in the series completed column.

COVID-19 doses for vaccinated persons in Florida	
Doses administered	18,106
People receiving one dose of a 1-dose series (Johnson & Johnson) or receiving only one dose of a 2-dose series (Moderna, Pfizer) count once. Persons receiving both doses of a 2-dose series count twice.	

Current status of persons vaccinated for COVID-19 in Florida	
Total people vaccinated	10,820
First dose	2,527
Series completed	8,293
Completed 1-dose series	1,007
Completed 2-dose series	7,286
First dose: current number of people who have only received their first dose of the Moderna or Pfizer vaccine.	
Series complete: current number of people who have received both Moderna or Pfizer vaccine doses or one Johnson & Johnson dose and are considered fully immunized.	

Demographic summary	First dose	Series complete	Total people vaccinated
Age group	2,527	8,293	10,820
16-24 years	143	93	236
25-34 years	204	227	431
35-44 years	270	296	566
45-54 years	397	617	1,014
55-64 years	683	1,702	2,385
65-74 years	506	3,232	3,738
75-84 years	250	1,710	1,960
85+ years	74	416	490
Race	2,527	8,293	10,820
White	1,871	6,545	8,416
Black	243	511	754
American Indian/Alaskan	11	50	61
Other	183	459	642
Unknown	219	728	947
Other race includes Asian, native Hawaiian/Pacific Islander, or other.			
Ethnicity	2,527	8,293	10,820
Hispanic	224	312	536
Non-Hispanic	1,672	6,052	7,724
Unknown	631	1,929	2,560
Gender	2,527	8,293	10,820
Female	1,383	4,760	6,143
Male	1,141	3,533	4,674
Unknown	3	0	3



COVID-19: Liberty County vaccine summary

Vaccination data through Apr 28, 2021 as of Apr 29, 2021 at 12:05 AM

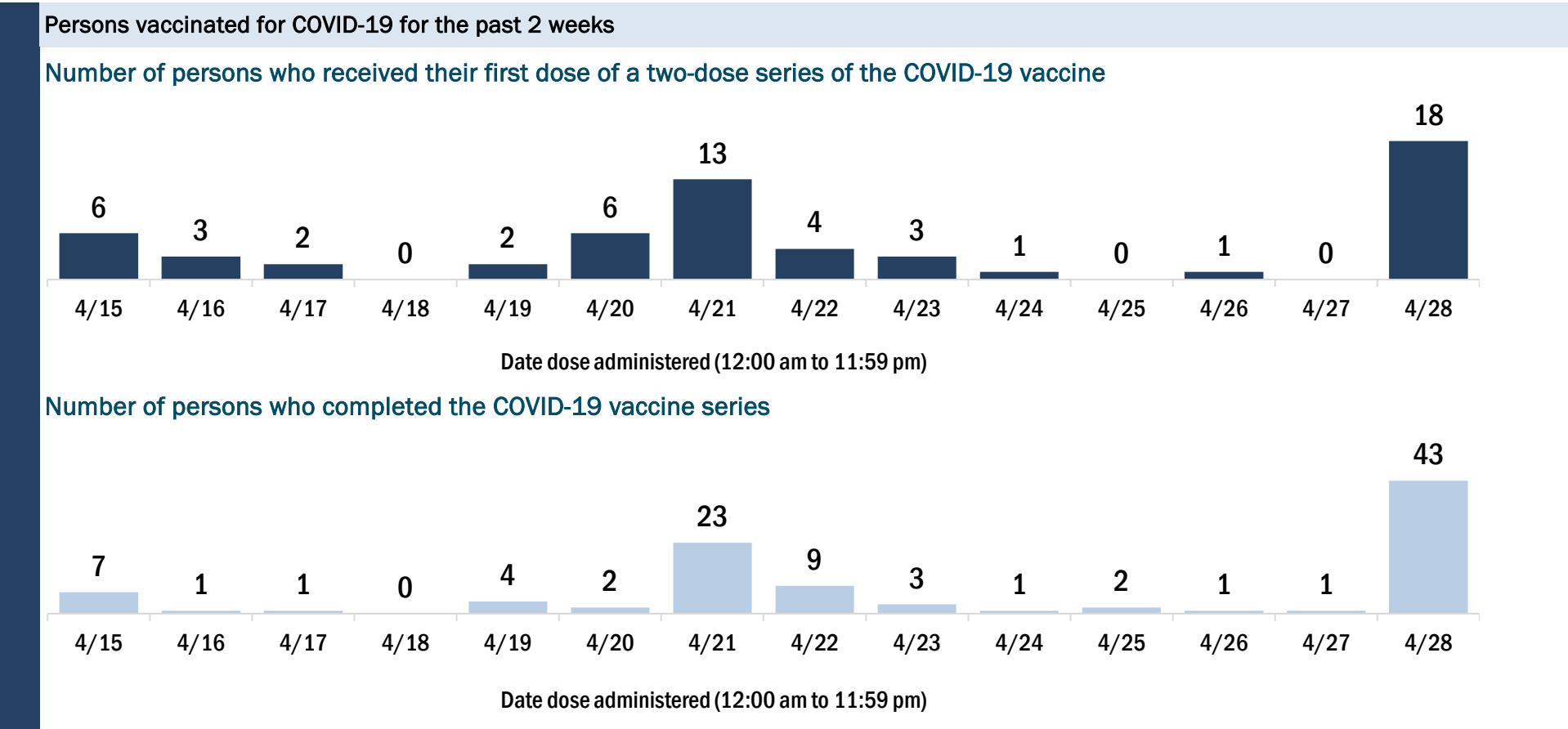
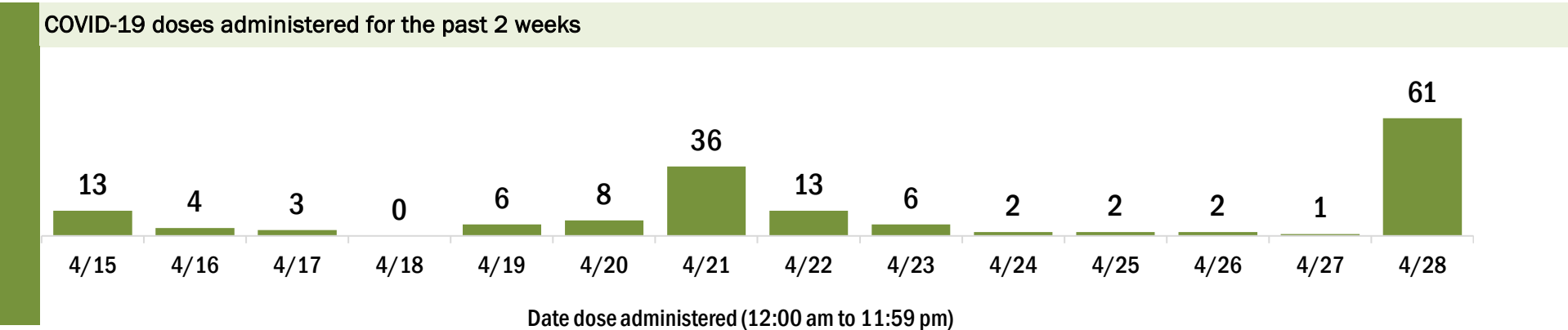
Data in this report are provisional and subject to change.

Data in this summary pertain to COVID-19 vaccines approved by the U.S. Food and Drug Administration and have been issued an Emergency Use Authorization (Janssen COVID-19 Vaccine, Moderna COVID-19 Vaccine and Pfizer-BioNTech COVID-19 Vaccine). These data summarize the number of people who have received either their first dose or have completed the series for a COVID-19 vaccine. **A person can only be counted in one category, first dose or series complete.** For persons receiving Moderna or Pfizer vaccines, once they receive their second dose, they are moved from the first dose column to the series completed column. **Because of this, the total first dose category may show a change from report to report not matching the total receiving their first dose from the previous day.** Persons receiving Johnson & Johnson vaccines will always be counted in the series completed column.

COVID-19 doses for vaccinated persons in Florida	
Doses administered	2,698
People receiving one dose of a 1-dose series (Johnson & Johnson) or receiving only one dose of a 2-dose series (Moderna, Pfizer) count once. Persons receiving both doses of a 2-dose series count twice.	

Current status of persons vaccinated for COVID-19 in Florida	
Total people vaccinated	1,521
First dose	274
Series completed	1,247
Completed 1-dose series	70
Completed 2-dose series	1,177
First dose: current number of people who have only received their first dose of the Moderna or Pfizer vaccine.	
Series complete: current number of people who have received both Moderna or Pfizer vaccine doses or one Johnson & Johnson dose and are considered fully immunized.	

Demographic summary	First dose	Series complete	Total people vaccinated
Age group	274	1,247	1,521
16-24 years	22	20	42
25-34 years	30	35	65
35-44 years	41	78	119
45-54 years	62	104	166
55-64 years	55	312	367
65-74 years	38	417	455
75-84 years	22	222	244
85+ years	4	59	63
Race	274	1,247	1,521
White	182	900	1,082
Black	43	115	158
American Indian/Alaskan	3	10	13
Other	23	101	124
Unknown	23	121	144
Other race includes Asian, native Hawaiian/Pacific Islander, or other.			
Ethnicity	274	1,247	1,521
Hispanic	8	16	24
Non-Hispanic	144	679	823
Unknown	122	552	674
Gender	274	1,247	1,521
Female	155	669	824
Male	119	578	697
Unknown	0	0	0



COVID-19: Madison County vaccine summary

Vaccination data through Apr 28, 2021 as of Apr 29, 2021 at 12:05 AM

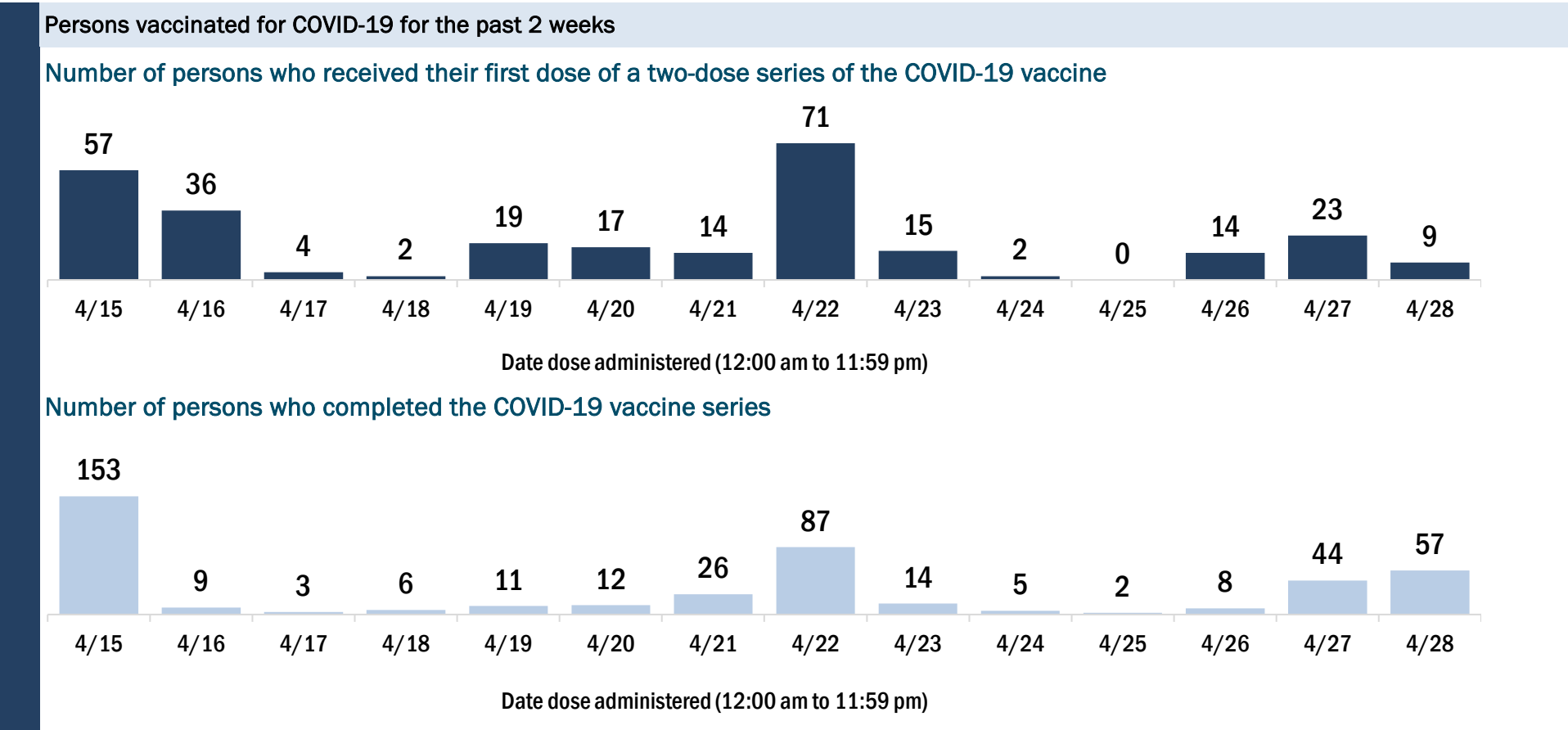
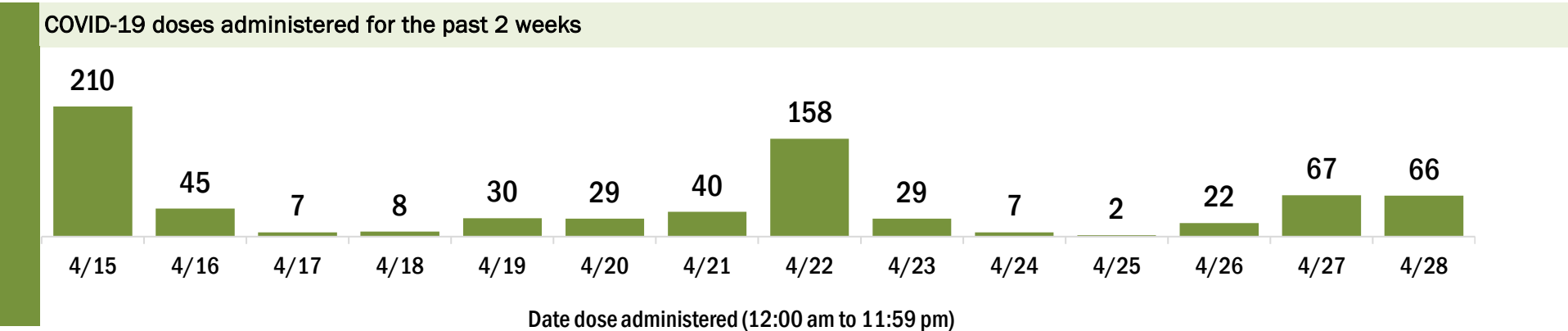
Data in this report are provisional and subject to change.

Data in this summary pertain to COVID-19 vaccines approved by the U.S. Food and Drug Administration and have been issued an Emergency Use Authorization (Janssen COVID-19 Vaccine, Moderna COVID-19 Vaccine and Pfizer-BioNTech COVID-19 Vaccine). These data summarize the number of people who have received either their first dose or have completed the series for a COVID-19 vaccine. **A person can only be counted in one category, first dose or series complete.** For persons receiving Moderna or Pfizer vaccines, once they receive their second dose, they are moved from the first dose column to the series completed column. **Because of this, the total first dose category may show a change from report to report not matching the total receiving their first dose from the previous day.** Persons receiving Johnson & Johnson vaccines will always be counted in the series completed column.

COVID-19 doses for vaccinated persons in Florida	
Doses administered	9,108
People receiving one dose of a 1-dose series (Johnson & Johnson) or receiving only one dose of a 2-dose series (Moderna, Pfizer) count once. Persons receiving both doses of a 2-dose series count twice.	

Current status of persons vaccinated for COVID-19 in Florida	
Total people vaccinated	5,540
First dose	1,556
Series completed	3,984
Completed 1-dose series	416
Completed 2-dose series	3,568
First dose: current number of people who have only received their first dose of the Moderna or Pfizer vaccine.	
Series complete: current number of people who have received both Moderna or Pfizer vaccine doses or one Johnson & Johnson dose and are considered fully immunized.	

Demographic summary		First dose	Series complete	Total people vaccinated
Age group		1,556	3,984	5,540
16-24 years		75	48	123
25-34 years		152	121	273
35-44 years		263	219	482
45-54 years		353	387	740
55-64 years		433	819	1,252
65-74 years		188	1,411	1,599
75-84 years		69	769	838
85+ years		23	210	233
Race		1,556	3,984	5,540
White		799	2,257	3,056
Black		532	1,165	1,697
American Indian/Alaskan		1	9	10
Other		122	313	435
Unknown		102	240	342
Other race includes Asian, native Hawaiian/Pacific Islander, or other.				
Ethnicity		1,556	3,984	5,540
Hispanic		112	94	206
Non-Hispanic		1,214	2,042	3,256
Unknown		230	1,848	2,078
Gender		1,556	3,984	5,540
Female		515	2,242	2,757
Male		1,041	1,742	2,783
Unknown		0	0	0



COVID-19: Manatee County vaccine summary

Vaccination data through Apr 28, 2021 as of Apr 29, 2021 at 12:05 AM

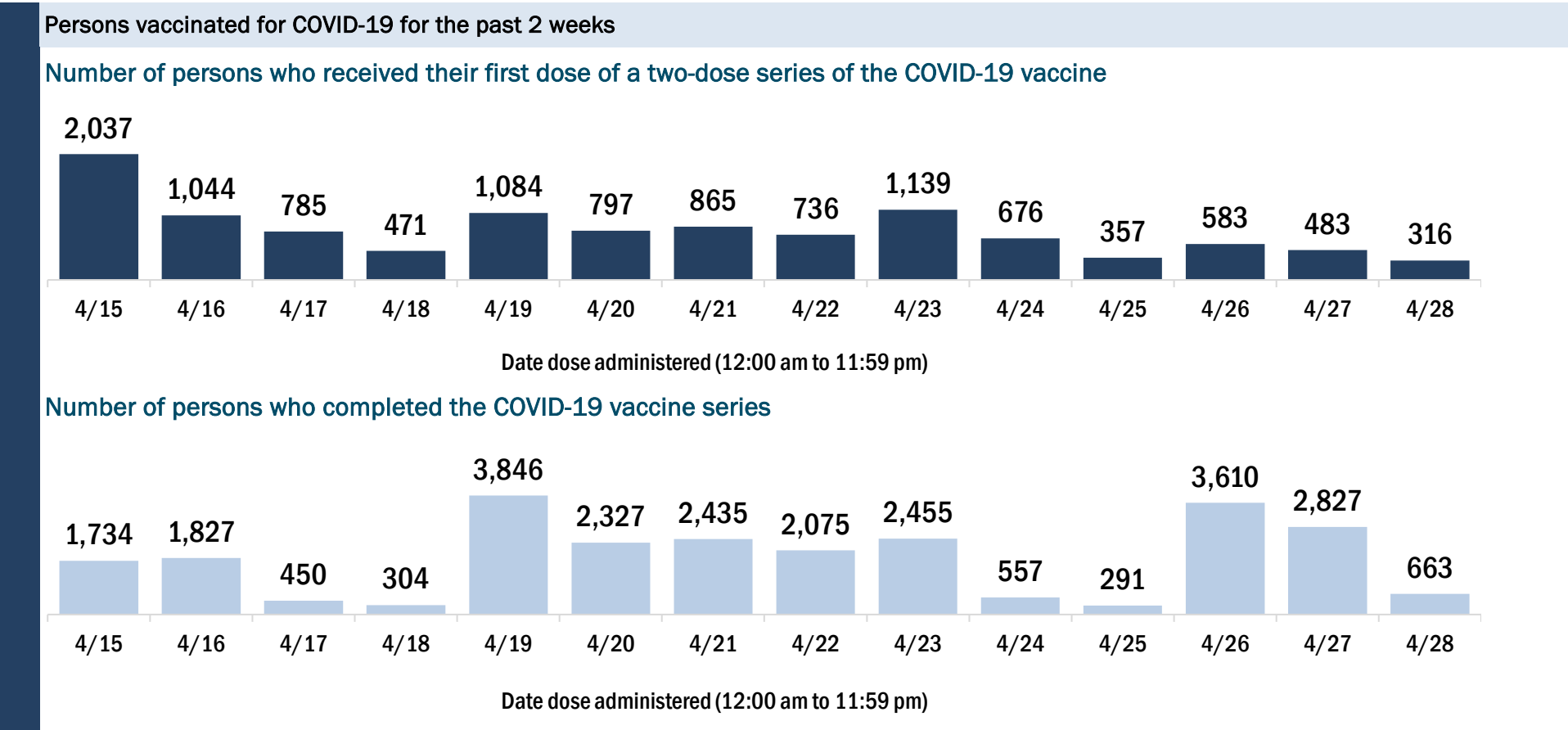
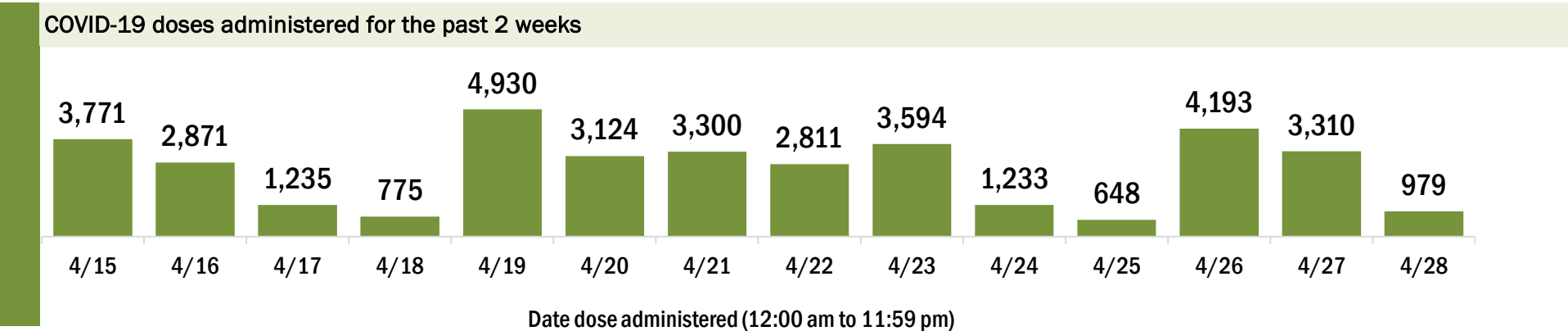
Data in this report are provisional and subject to change.

Data in this summary pertain to COVID-19 vaccines approved by the U.S. Food and Drug Administration and have been issued an Emergency Use Authorization (Janssen COVID-19 Vaccine, Moderna COVID-19 Vaccine and Pfizer-BioNTech COVID-19 Vaccine). These data summarize the number of people who have received either their first dose or have completed the series for a COVID-19 vaccine. **A person can only be counted in one category, first dose or series complete.** For persons receiving Moderna or Pfizer vaccines, once they receive their second dose, they are moved from the first dose column to the series completed column. **Because of this, the total first dose category may show a change from report to report not matching the total receiving their first dose from the previous day.** Persons receiving Johnson & Johnson vaccines will always be counted in the series completed column.

COVID-19 doses for vaccinated persons in Florida	
Doses administered	282,501
People receiving one dose of a 1-dose series (Johnson & Johnson) or receiving only one dose of a 2-dose series (Moderna, Pfizer) count once. Persons receiving both doses of a 2-dose series count twice.	

Current status of persons vaccinated for COVID-19 in Florida	
Total people vaccinated	167,839
First dose	47,529
Series completed	120,310
Completed 1-dose series	5,648
Completed 2-dose series	114,662
First dose: current number of people who have only received their first dose of the Moderna or Pfizer vaccine.	
Series complete: current number of people who have received both Moderna or Pfizer vaccine doses or one Johnson & Johnson dose and are considered fully immunized.	

Demographic summary	First dose	Series complete	Total people vaccinated
Age group	47,529	120,310	167,839
16-24 years	4,306	1,650	5,956
25-34 years	5,210	3,662	8,872
35-44 years	6,597	5,564	12,161
45-54 years	7,788	10,808	18,596
55-64 years	8,975	24,383	33,358
65-74 years	7,949	42,407	50,356
75-84 years	4,818	24,384	29,202
85+ years	1,886	7,452	9,338
Race	47,529	120,310	167,839
White	33,145	93,066	126,211
Black	1,875	3,604	5,479
American Indian/Alaskan	228	469	697
Other	4,306	8,439	12,745
Unknown	7,975	14,732	22,707
Other race includes Asian, native Hawaiian/Pacific Islander, or other.			
Ethnicity	47,529	120,310	167,839
Hispanic	5,373	5,208	10,581
Non-Hispanic	25,536	73,828	99,364
Unknown	16,620	41,274	57,894
Gender	47,529	120,310	167,839
Female	25,131	67,648	92,779
Male	22,249	52,596	74,845
Unknown	149	66	215



COVID-19: Marion County vaccine summary

Vaccination data through Apr 28, 2021 as of Apr 29, 2021 at 12:05 AM

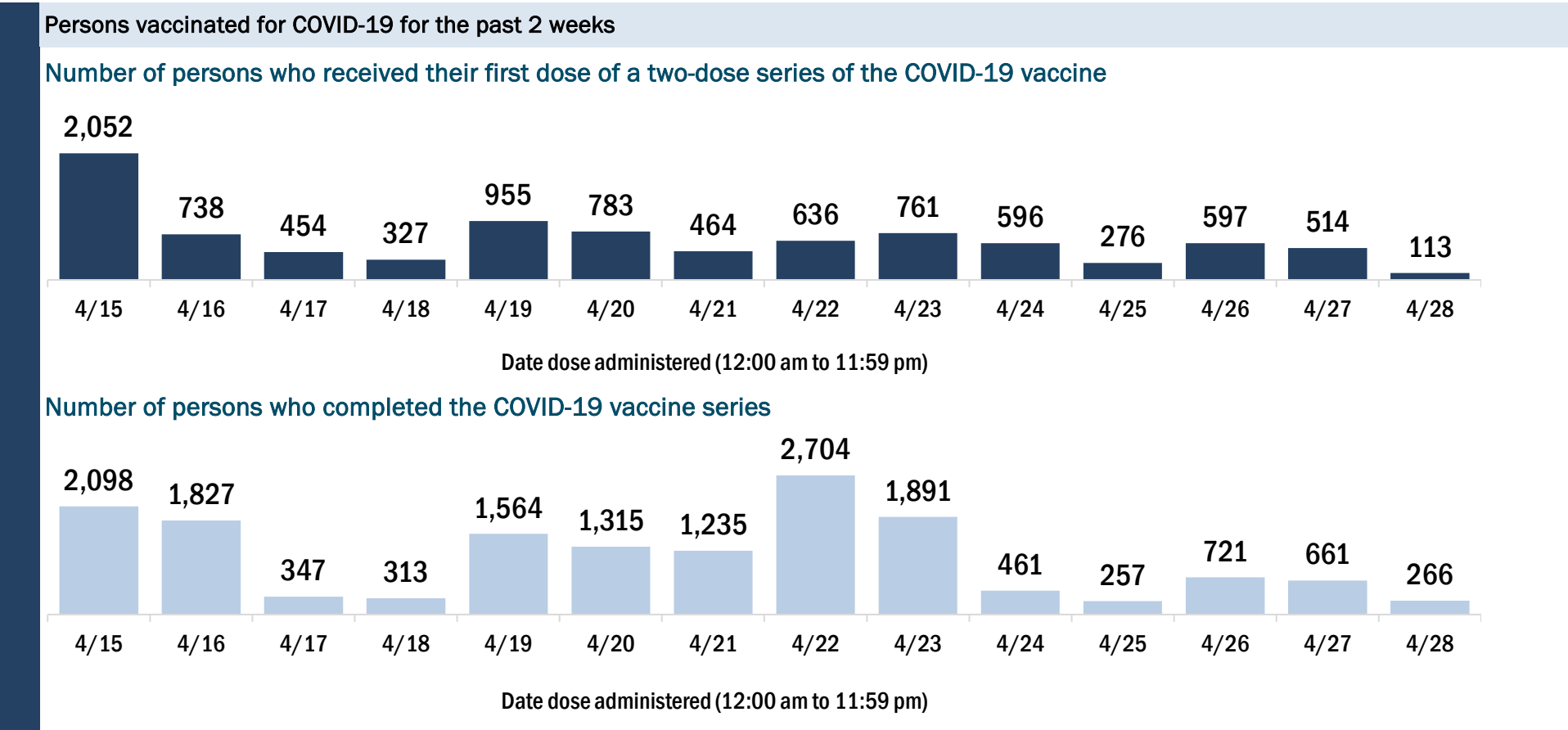
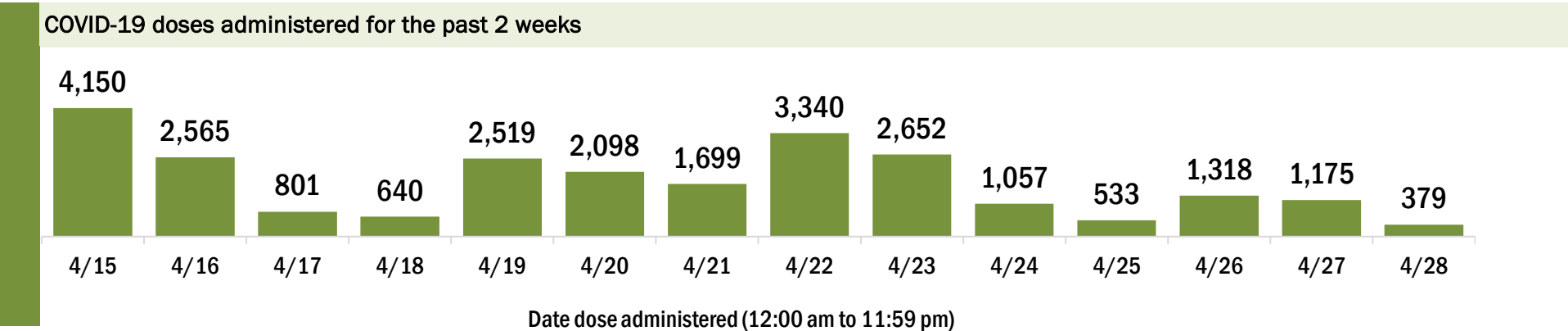
Data in this report are provisional and subject to change.

Data in this summary pertain to COVID-19 vaccines approved by the U.S. Food and Drug Administration and have been issued an Emergency Use Authorization (Janssen COVID-19 Vaccine, Moderna COVID-19 Vaccine and Pfizer-BioNTech COVID-19 Vaccine). These data summarize the number of people who have received either their first dose or have completed the series for a COVID-19 vaccine. **A person can only be counted in one category, first dose or series complete.** For persons receiving Moderna or Pfizer vaccines, once they receive their second dose, they are moved from the first dose column to the series completed column. **Because of this, the total first dose category may show a change from report to report not matching the total receiving their first dose from the previous day.** Persons receiving Johnson & Johnson vaccines will always be counted in the series completed column.

COVID-19 doses for vaccinated persons in Florida	
Doses administered	224,500
People receiving one dose of a 1-dose series (Johnson & Johnson) or receiving only one dose of a 2-dose series (Moderna, Pfizer) count once. Persons receiving both doses of a 2-dose series count twice.	

Current status of persons vaccinated for COVID-19 in Florida	
Total people vaccinated	131,503
First dose	34,052
Series completed	97,451
Completed 1-dose series	4,454
Completed 2-dose series	92,997
First dose: current number of people who have only received their first dose of the Moderna or Pfizer vaccine.	
Series complete: current number of people who have received both Moderna or Pfizer vaccine doses or one Johnson & Johnson dose and are considered fully immunized.	

Demographic summary	First dose	Series complete	Total people vaccinated
Age group	34,052	97,451	131,503
16-24 years	3,060	1,294	4,354
25-34 years	3,795	2,647	6,442
35-44 years	4,708	4,211	8,919
45-54 years	5,440	7,825	13,265
55-64 years	7,197	17,374	24,571
65-74 years	5,176	34,373	39,549
75-84 years	3,296	23,137	26,433
85+ years	1,380	6,590	7,970
Race	34,052	97,451	131,503
White	21,425	68,734	90,159
Black	2,988	6,260	9,248
American Indian/Alaskan	142	361	503
Other	3,882	8,658	12,540
Unknown	5,615	13,438	19,053
Other race includes Asian, native Hawaiian/Pacific Islander, or other.			
Ethnicity	34,052	97,451	131,503
Hispanic	4,744	6,365	11,109
Non-Hispanic	17,563	61,628	79,191
Unknown	11,745	29,458	41,203
Gender	34,052	97,451	131,503
Female	18,825	56,059	74,884
Male	15,186	41,352	56,538
Unknown	41	40	81



COVID-19: Martin County vaccine summary

Vaccination data through Apr 28, 2021 as of Apr 29, 2021 at 12:05 AM

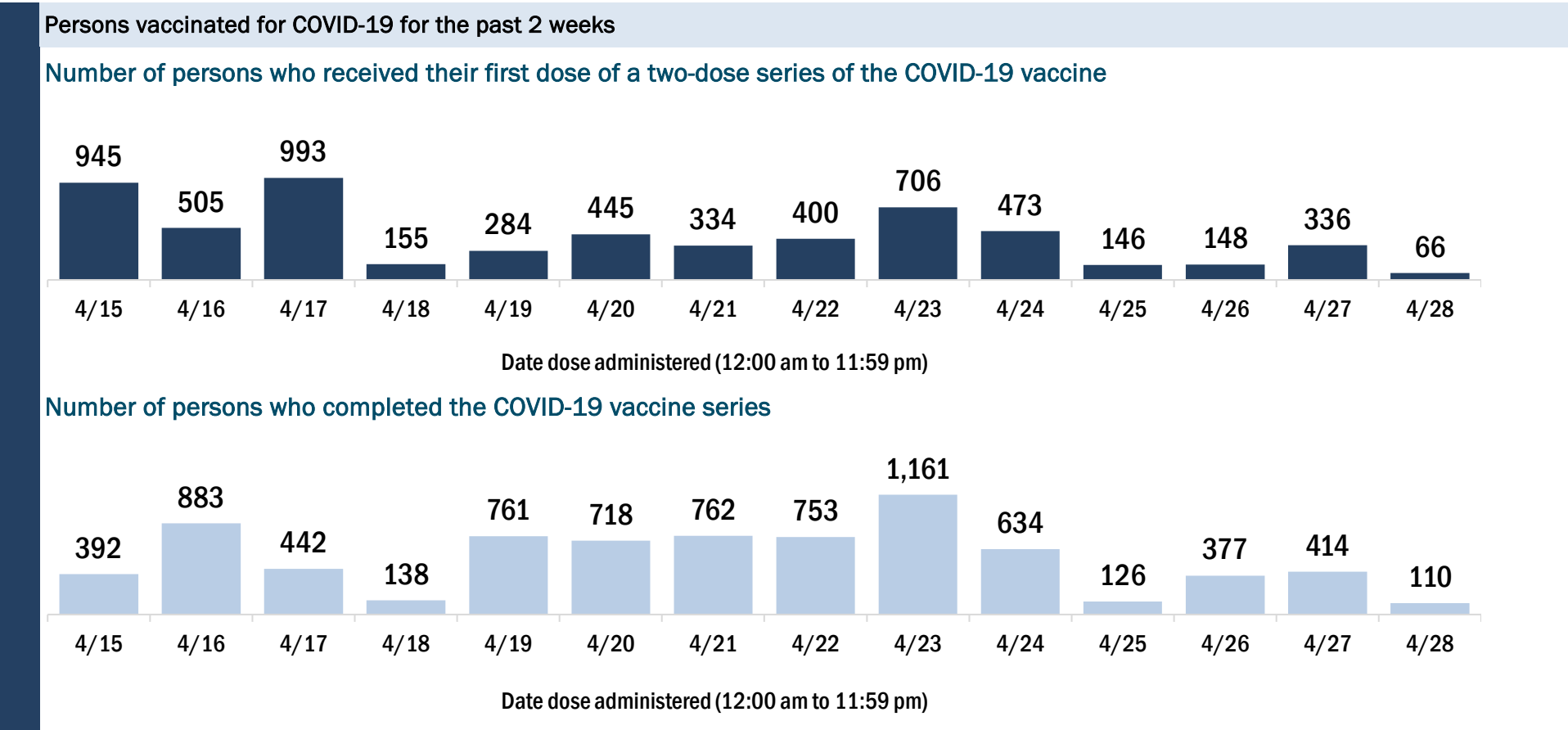
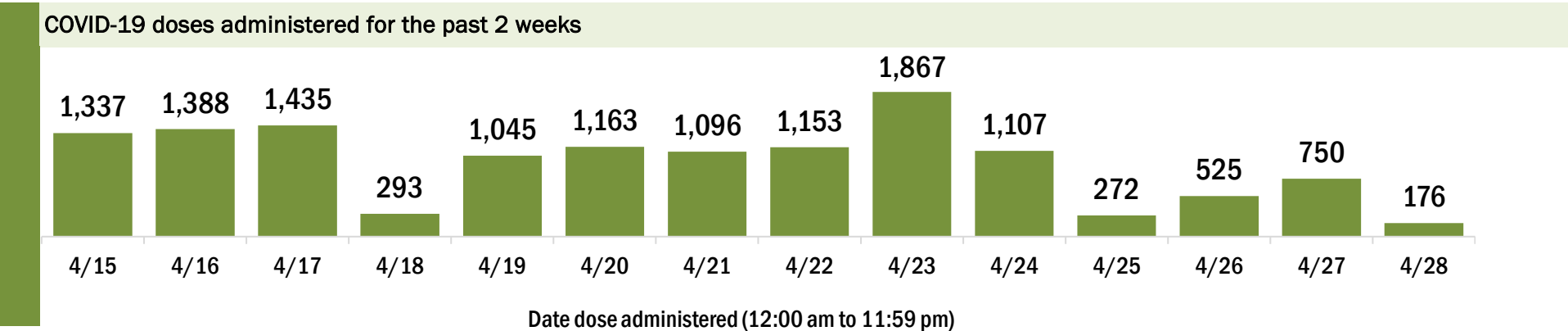
Data in this report are provisional and subject to change.

Data in this summary pertain to COVID-19 vaccines approved by the U.S. Food and Drug Administration and have been issued an Emergency Use Authorization (Janssen COVID-19 Vaccine, Moderna COVID-19 Vaccine and Pfizer-BioNTech COVID-19 Vaccine). These data summarize the number of people who have received either their first dose or have completed the series for a COVID-19 vaccine. **A person can only be counted in one category, first dose or series complete.** For persons receiving Moderna or Pfizer vaccines, once they receive their second dose, they are moved from the first dose column to the series completed column. **Because of this, the total first dose category may show a change from report to report not matching the total receiving their first dose from the previous day.** Persons receiving Johnson & Johnson vaccines will always be counted in the series completed column.

COVID-19 doses for vaccinated persons in Florida	
Doses administered	124,321
People receiving one dose of a 1-dose series (Johnson & Johnson) or receiving only one dose of a 2-dose series (Moderna, Pfizer) count once. Persons receiving both doses of a 2-dose series count twice.	

Current status of persons vaccinated for COVID-19 in Florida	
Total people vaccinated	74,429
First dose	21,670
Series completed	52,759
Completed 1-dose series	2,867
Completed 2-dose series	49,892
First dose: current number of people who have only received their first dose of the Moderna or Pfizer vaccine.	
Series complete: current number of people who have received both Moderna or Pfizer vaccine doses or one Johnson & Johnson dose and are considered fully immunized.	

Demographic summary	First dose	Series complete	Total people vaccinated
Age group	21,670	52,759	74,429
16-24 years	1,592	585	2,177
25-34 years	1,816	1,101	2,917
35-44 years	2,604	1,968	4,572
45-54 years	3,546	3,653	7,199
55-64 years	5,624	9,478	15,102
65-74 years	3,364	18,478	21,842
75-84 years	2,168	12,879	15,047
85+ years	956	4,617	5,573
Race	21,670	52,759	74,429
White	15,443	35,910	51,353
Black	809	1,056	1,865
American Indian/Alaskan	73	91	164
Other	1,542	3,696	5,238
Unknown	3,803	12,006	15,809
Other race includes Asian, native Hawaiian/Pacific Islander, or other.			
Ethnicity	21,670	52,759	74,429
Hispanic	1,742	1,667	3,409
Non-Hispanic	11,426	22,678	34,104
Unknown	8,502	28,414	36,916
Gender	21,670	52,759	74,429
Female	11,014	30,043	41,057
Male	10,636	22,698	33,334
Unknown	20	18	38



COVID-19: Monroe County vaccine summary

Vaccination data through Apr 28, 2021 as of Apr 29, 2021 at 12:05 AM

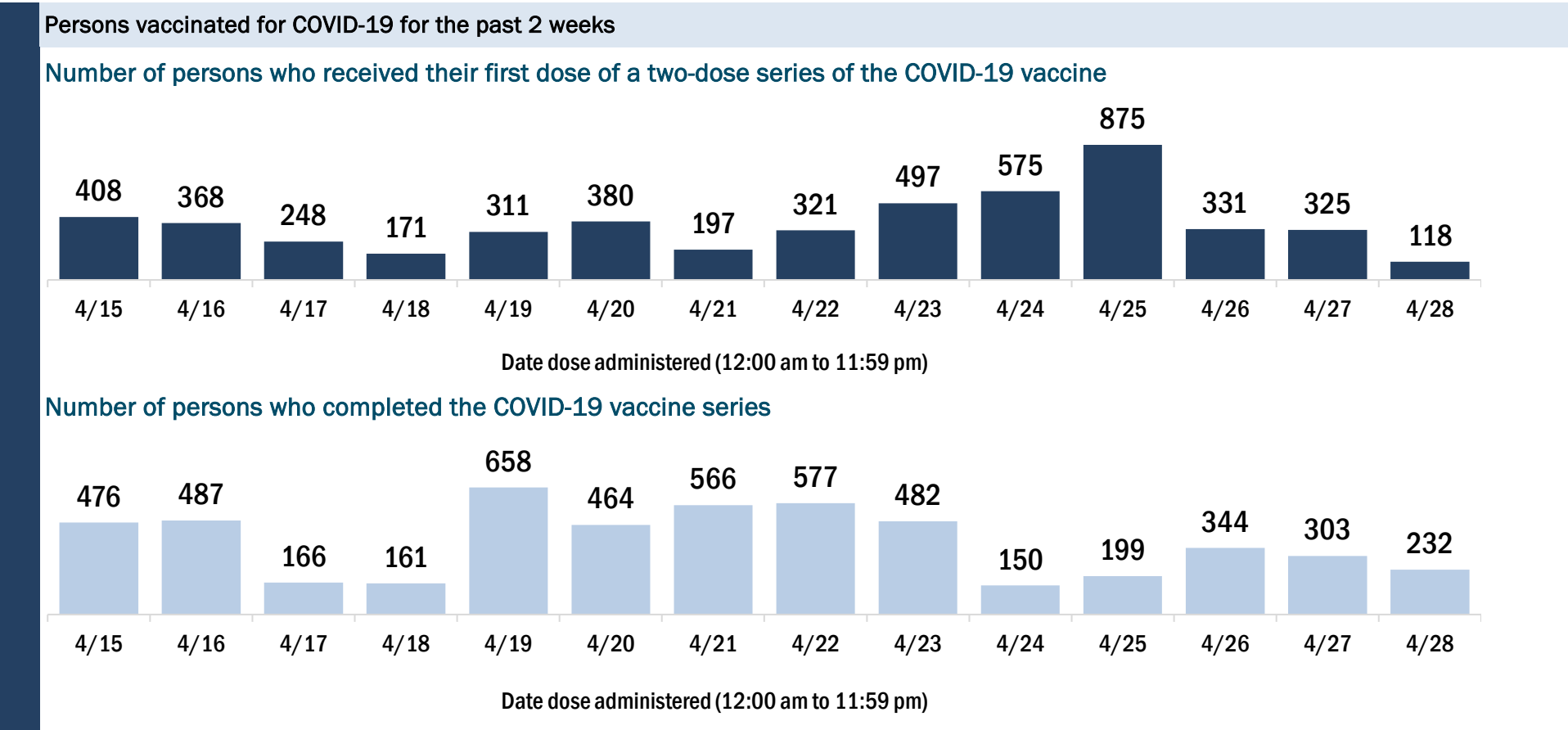
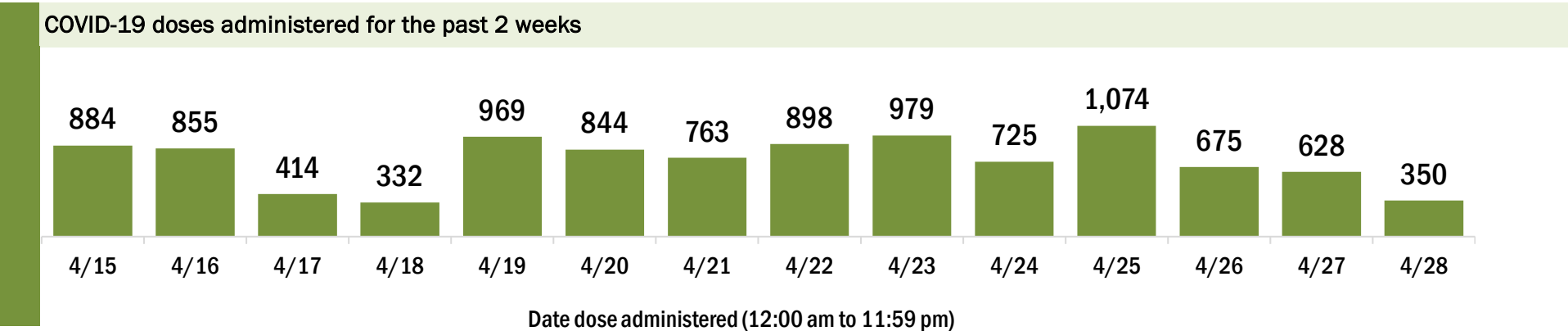
Data in this report are provisional and subject to change.

Data in this summary pertain to COVID-19 vaccines approved by the U.S. Food and Drug Administration and have been issued an Emergency Use Authorization (Janssen COVID-19 Vaccine, Moderna COVID-19 Vaccine and Pfizer-BioNTech COVID-19 Vaccine). These data summarize the number of people who have received either their first dose or have completed the series for a COVID-19 vaccine. **A person can only be counted in one category, first dose or series complete.** For persons receiving Moderna or Pfizer vaccines, once they receive their second dose, they are moved from the first dose column to the series completed column. **Because of this, the total first dose category may show a change from report to report not matching the total receiving their first dose from the previous day.** Persons receiving Johnson & Johnson vaccines will always be counted in the series completed column.

COVID-19 doses for vaccinated persons in Florida	
Doses administered	58,086
People receiving one dose of a 1-dose series (Johnson & Johnson) or receiving only one dose of a 2-dose series (Moderna, Pfizer) count once. Persons receiving both doses of a 2-dose series count twice.	

Current status of persons vaccinated for COVID-19 in Florida	
Total people vaccinated	35,897
First dose	11,804
Series completed	24,093
Completed 1-dose series	1,904
Completed 2-dose series	22,189
First dose: current number of people who have only received their first dose of the Moderna or Pfizer vaccine.	
Series complete: current number of people who have received both Moderna or Pfizer vaccine doses or one Johnson & Johnson dose and are considered fully immunized.	

Demographic summary	First dose	Series complete	Total people vaccinated
Age group	11,804	24,093	35,897
16-24 years	880	279	1,159
25-34 years	1,416	730	2,146
35-44 years	1,858	1,322	3,180
45-54 years	2,222	2,659	4,881
55-64 years	2,839	5,722	8,561
65-74 years	1,798	8,624	10,422
75-84 years	626	3,820	4,446
85+ years	165	937	1,102
Race	11,804	24,093	35,897
White	8,119	17,705	25,824
Black	348	454	802
American Indian/Alaskan	44	85	129
Other	807	1,253	2,060
Unknown	2,486	4,596	7,082
Other race includes Asian, native Hawaiian/Pacific Islander, or other.			
Ethnicity	11,804	24,093	35,897
Hispanic	1,924	2,126	4,050
Non-Hispanic	5,635	13,856	19,491
Unknown	4,245	8,111	12,356
Gender	11,804	24,093	35,897
Female	5,907	12,600	18,507
Male	5,887	11,491	17,378
Unknown	10	2	12



COVID-19: Nassau County vaccine summary

Vaccination data through Apr 28, 2021 as of Apr 29, 2021 at 12:05 AM

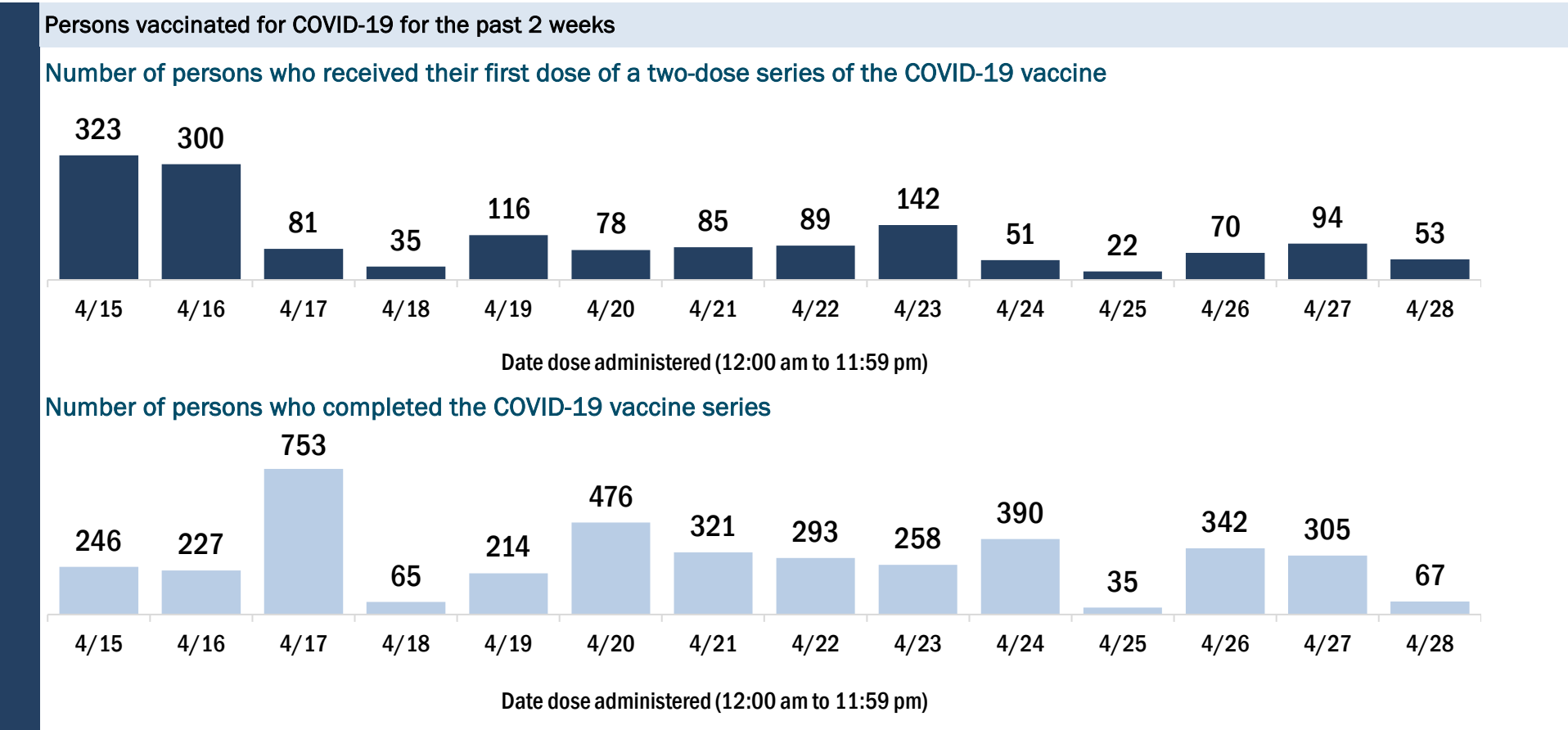
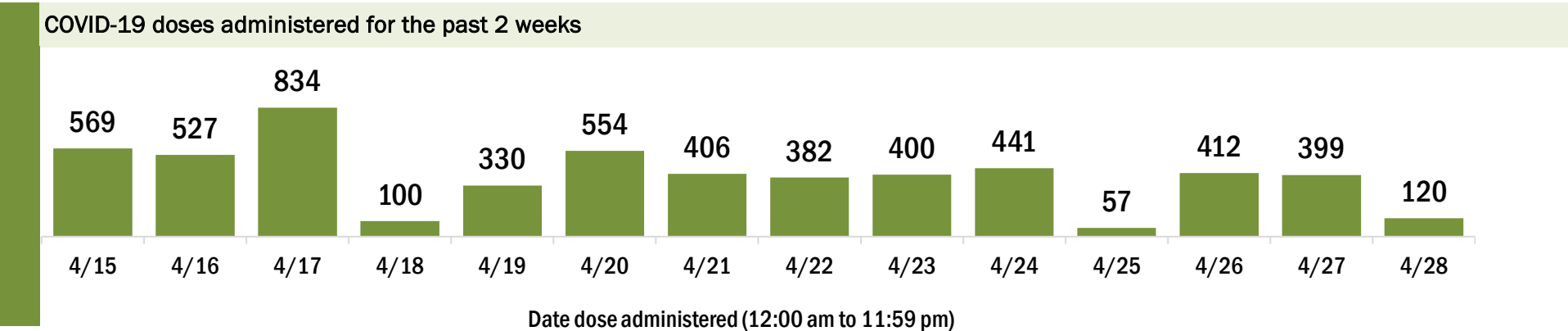
Data in this report are provisional and subject to change.

Data in this summary pertain to COVID-19 vaccines approved by the U.S. Food and Drug Administration and have been issued an Emergency Use Authorization (Janssen COVID-19 Vaccine, Moderna COVID-19 Vaccine and Pfizer-BioNTech COVID-19 Vaccine). These data summarize the number of people who have received either their first dose or have completed the series for a COVID-19 vaccine. **A person can only be counted in one category, first dose or series complete.** For persons receiving Moderna or Pfizer vaccines, once they receive their second dose, they are moved from the first dose column to the series completed column. **Because of this, the total first dose category may show a change from report to report not matching the total receiving their first dose from the previous day.** Persons receiving Johnson & Johnson vaccines will always be counted in the series completed column.

COVID-19 doses for vaccinated persons in Florida	
Doses administered	59,106
People receiving one dose of a 1-dose series (Johnson & Johnson) or receiving only one dose of a 2-dose series (Moderna, Pfizer) count once. Persons receiving both doses of a 2-dose series count twice.	

Current status of persons vaccinated for COVID-19 in Florida	
Total people vaccinated	33,522
First dose	5,889
Series completed	27,633
Completed 1-dose series	2,049
Completed 2-dose series	25,584
First dose: current number of people who have only received their first dose of the Moderna or Pfizer vaccine.	
Series complete: current number of people who have received both Moderna or Pfizer vaccine doses or one Johnson & Johnson dose and are considered fully immunized.	

Demographic summary	First dose	Series complete	Total people vaccinated
Age group	5,889	27,633	33,522
16-24 years	779	424	1,203
25-34 years	774	842	1,616
35-44 years	887	1,666	2,553
45-54 years	937	2,846	3,783
55-64 years	1,083	6,397	7,480
65-74 years	825	9,516	10,341
75-84 years	451	4,621	5,072
85+ years	153	1,321	1,474
Race	5,889	27,633	33,522
White	4,401	22,531	26,932
Black	340	1,247	1,587
American Indian/Alaskan	40	94	134
Other	353	1,374	1,727
Unknown	755	2,387	3,142
Other race includes Asian, native Hawaiian/Pacific Islander, or other.			
Ethnicity	5,889	27,633	33,522
Hispanic	335	634	969
Non-Hispanic	4,106	21,755	25,861
Unknown	1,448	5,244	6,692
Gender	5,889	27,633	33,522
Female	3,189	15,481	18,670
Male	2,692	12,151	14,843
Unknown	8	1	9



COVID-19: Okaloosa County vaccine summary

Vaccination data through Apr 28, 2021 as of Apr 29, 2021 at 12:05 AM

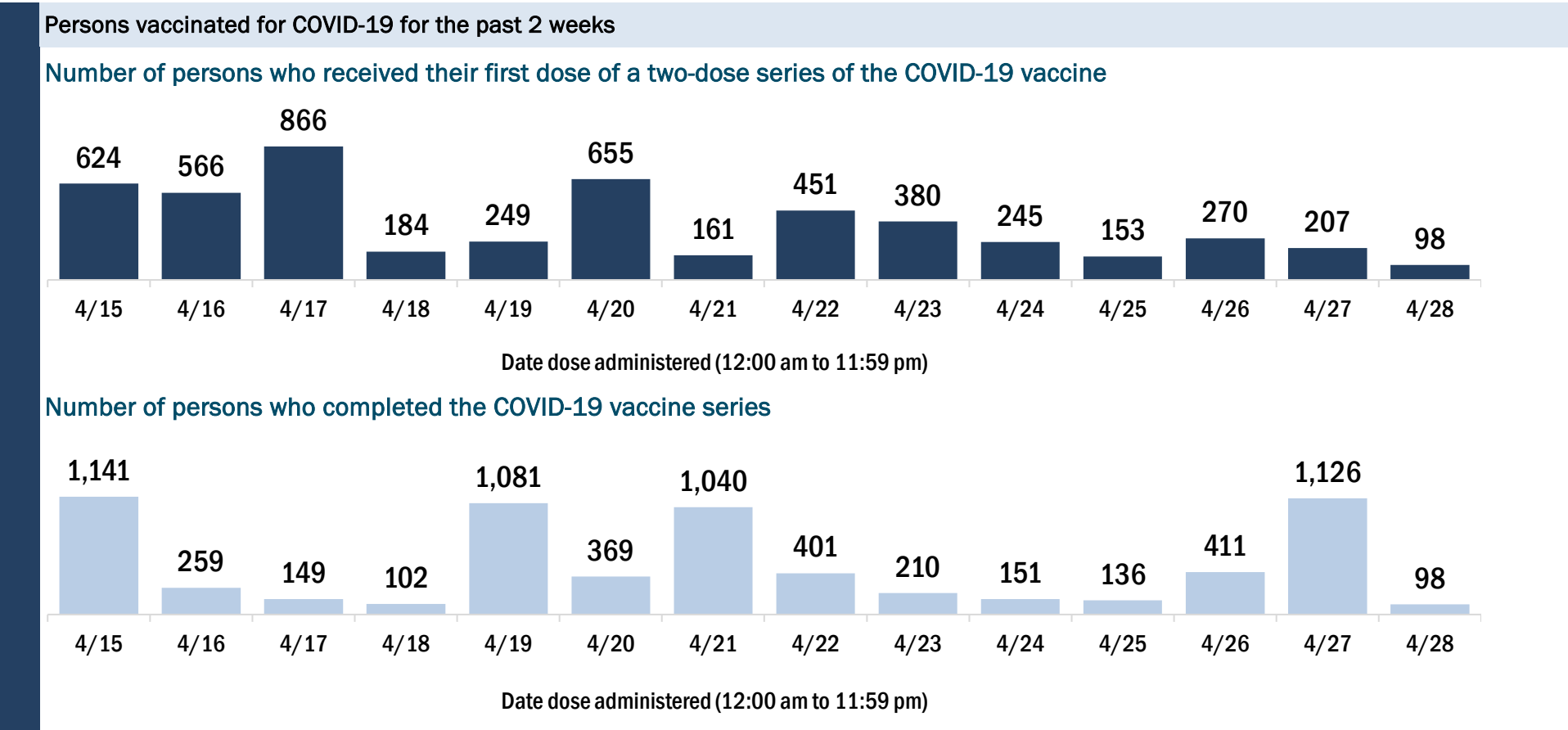
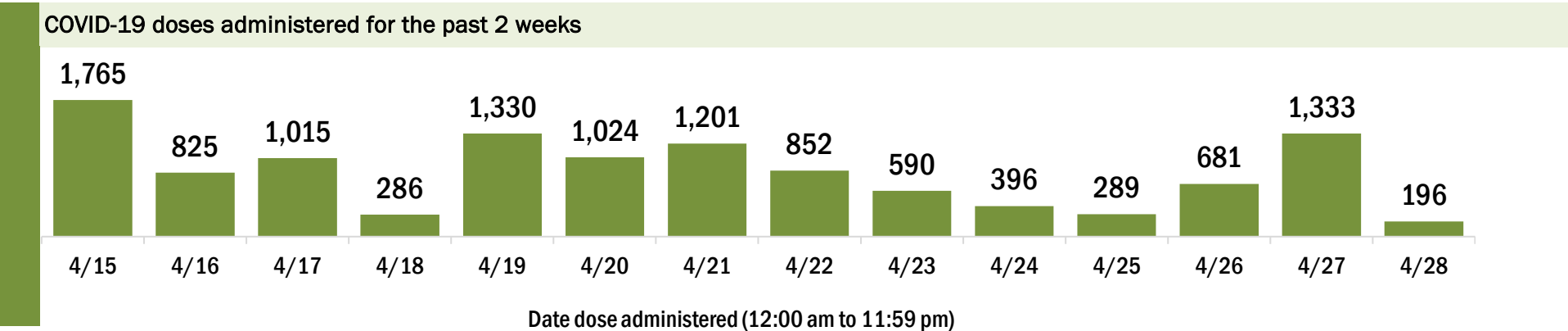
Data in this report are provisional and subject to change.

Data in this summary pertain to COVID-19 vaccines approved by the U.S. Food and Drug Administration and have been issued an Emergency Use Authorization (Janssen COVID-19 Vaccine, Moderna COVID-19 Vaccine and Pfizer-BioNTech COVID-19 Vaccine). These data summarize the number of people who have received either their first dose or have completed the series for a COVID-19 vaccine. **A person can only be counted in one category, first dose or series complete.** For persons receiving Moderna or Pfizer vaccines, once they receive their second dose, they are moved from the first dose column to the series completed column. **Because of this, the total first dose category may show a change from report to report not matching the total receiving their first dose from the previous day.** Persons receiving Johnson & Johnson vaccines will always be counted in the series completed column.

COVID-19 doses for vaccinated persons in Florida	
Doses administered	99,267
People receiving one dose of a 1-dose series (Johnson & Johnson) or receiving only one dose of a 2-dose series (Moderna, Pfizer) count once. Persons receiving both doses of a 2-dose series count twice.	

Current status of persons vaccinated for COVID-19 in Florida	
Total people vaccinated	59,537
First dose	16,234
Series completed	43,303
Completed 1-dose series	3,573
Completed 2-dose series	39,730
First dose: current number of people who have only received their first dose of the Moderna or Pfizer vaccine.	
Series complete: current number of people who have received both Moderna or Pfizer vaccine doses or one Johnson & Johnson dose and are considered fully immunized.	

Demographic summary	First dose	Series complete	Total people vaccinated
Age group	16,234	43,303	59,537
16-24 years	1,724	805	2,529
25-34 years	2,604	1,835	4,439
35-44 years	2,711	2,998	5,709
45-54 years	2,551	4,562	7,113
55-64 years	3,318	9,872	13,190
65-74 years	1,881	13,273	15,154
75-84 years	1,054	7,289	8,343
85+ years	391	2,669	3,060
Race	16,234	43,303	59,537
White	9,459	30,587	40,046
Black	1,140	2,148	3,288
American Indian/Alaskan	85	167	252
Other	1,763	3,799	5,562
Unknown	3,787	6,602	10,389
Other race includes Asian, native Hawaiian/Pacific Islander, or other.			
Ethnicity	16,234	43,303	59,537
Hispanic	1,170	1,328	2,498
Non-Hispanic	8,482	27,456	35,938
Unknown	6,582	14,519	21,101
Gender	16,234	43,303	59,537
Female	8,653	24,903	33,556
Male	7,460	18,372	25,832
Unknown	121	28	149



COVID-19: Okeechobee County vaccine summary

Vaccination data through Apr 28, 2021 as of Apr 29, 2021 at 12:05 AM

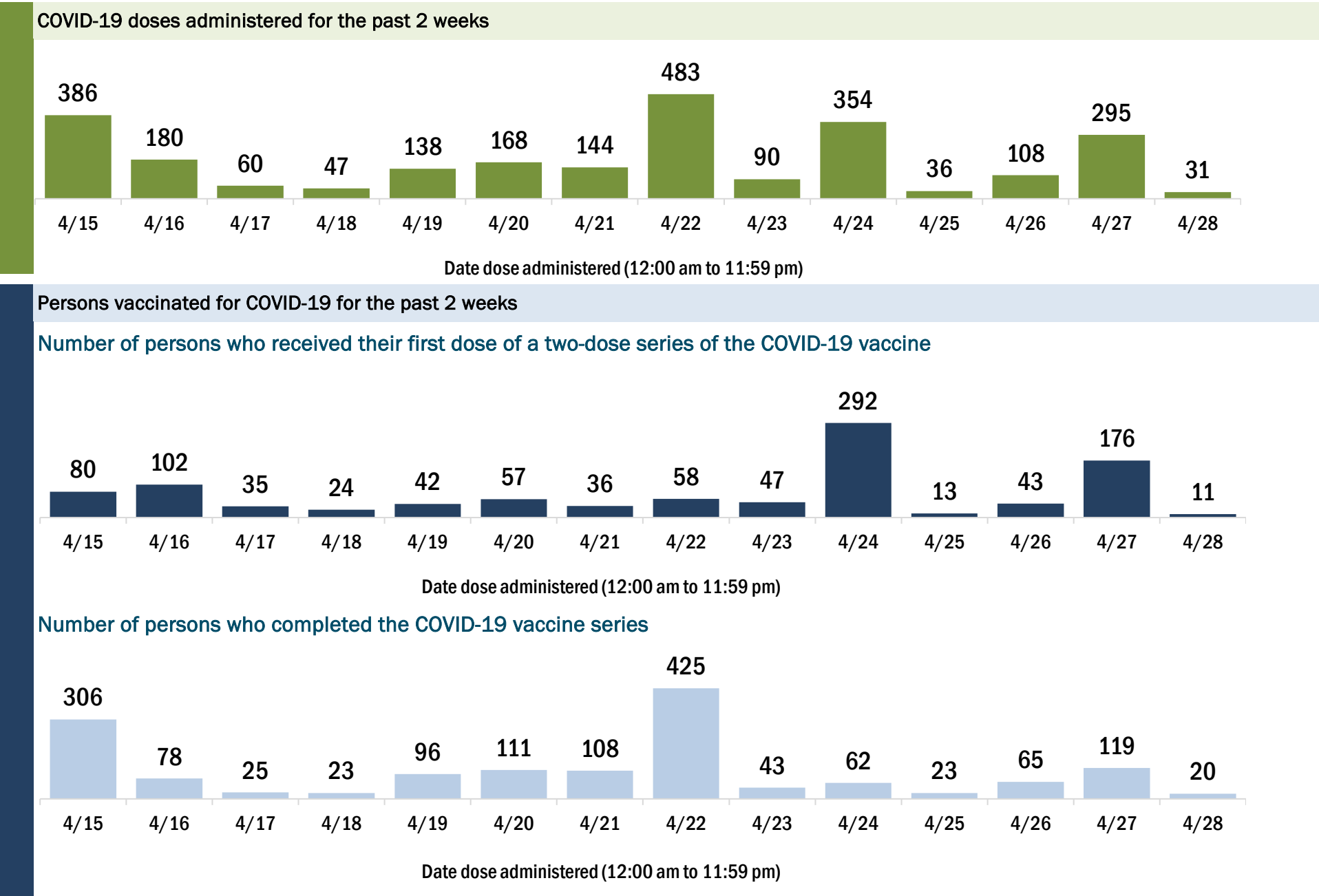
Data in this report are provisional and subject to change.

Data in this summary pertain to COVID-19 vaccines approved by the U.S. Food and Drug Administration and have been issued an Emergency Use Authorization (Janssen COVID-19 Vaccine, Moderna COVID-19 Vaccine and Pfizer-BioNTech COVID-19 Vaccine). These data summarize the number of people who have received either their first dose or have completed the series for a COVID-19 vaccine. **A person can only be counted in one category, first dose or series complete.** For persons receiving Moderna or Pfizer vaccines, once they receive their second dose, they are moved from the first dose column to the series completed column. **Because of this, the total first dose category may show a change from report to report not matching the total receiving their first dose from the previous day.** Persons receiving Johnson & Johnson vaccines will always be counted in the series completed column.

COVID-19 doses for vaccinated persons in Florida	
Doses administered	18,956
People receiving one dose of a 1-dose series (Johnson & Johnson) or receiving only one dose of a 2-dose series (Moderna, Pfizer) count once. Persons receiving both doses of a 2-dose series count twice.	

Current status of persons vaccinated for COVID-19 in Florida	
Total people vaccinated	11,647
First dose	3,843
Series completed	7,804
Completed 1-dose series	495
Completed 2-dose series	7,309
First dose: current number of people who have only received their first dose of the Moderna or Pfizer vaccine.	
Series complete: current number of people who have received both Moderna or Pfizer vaccine doses or one Johnson & Johnson dose and are considered fully immunized.	

Demographic summary	First dose	Series complete	Total people vaccinated
Age group	3,843	7,804	11,647
16-24 years	255	101	356
25-34 years	417	229	646
35-44 years	507	366	873
45-54 years	755	570	1,325
55-64 years	1,041	1,218	2,259
65-74 years	508	2,892	3,400
75-84 years	286	1,899	2,185
85+ years	74	529	603
Race	3,843	7,804	11,647
White	2,508	6,198	8,706
Black	170	180	350
American Indian/Alaskan	15	37	52
Other	275	716	991
Unknown	875	673	1,548
Other race includes Asian, native Hawaiian/Pacific Islander, or other.			
Ethnicity	3,843	7,804	11,647
Hispanic	709	743	1,452
Non-Hispanic	1,715	5,561	7,276
Unknown	1,419	1,500	2,919
Gender	3,843	7,804	11,647
Female	1,589	4,384	5,973
Male	2,249	3,420	5,669
Unknown	5	0	5



COVID-19: Orange County vaccine summary

Vaccination data through Apr 28, 2021 as of Apr 29, 2021 at 12:05 AM

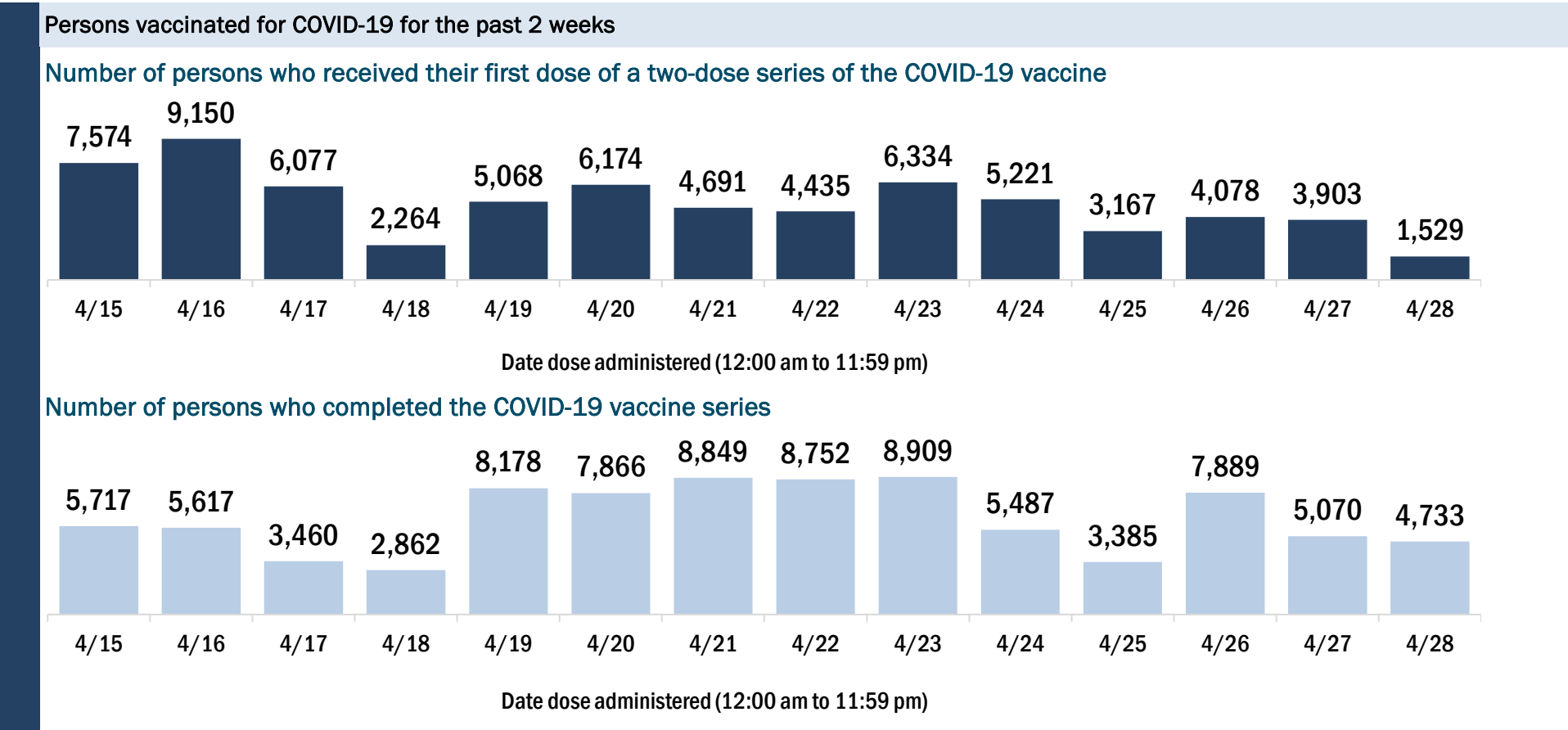
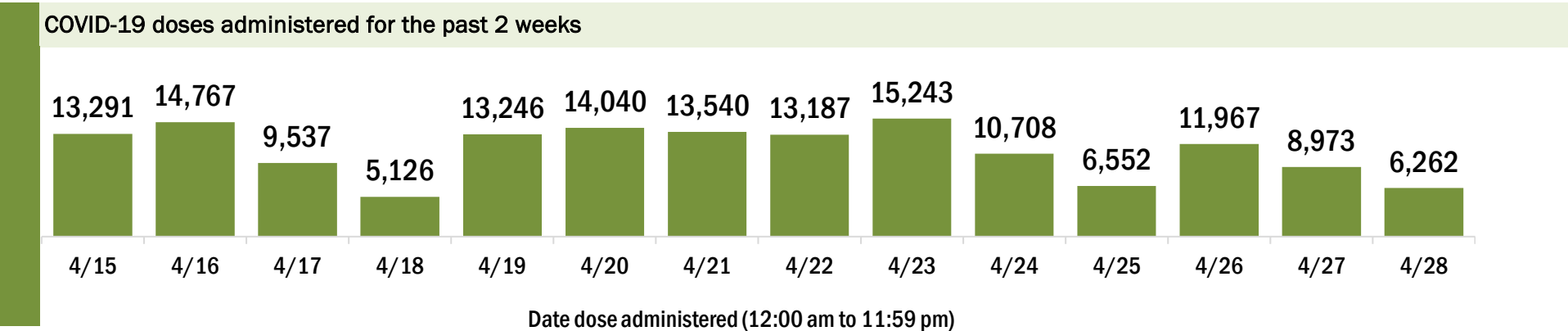
Data in this report are provisional and subject to change.

Data in this summary pertain to COVID-19 vaccines approved by the U.S. Food and Drug Administration and have been issued an Emergency Use Authorization (Janssen COVID-19 Vaccine, Moderna COVID-19 Vaccine and Pfizer-BioNTech COVID-19 Vaccine). These data summarize the number of people who have received either their first dose or have completed the series for a COVID-19 vaccine. **A person can only be counted in one category, first dose or series complete.** For persons receiving Moderna or Pfizer vaccines, once they receive their second dose, they are moved from the first dose column to the series completed column. **Because of this, the total first dose category may show a change from report to report not matching the total receiving their first dose from the previous day.** Persons receiving Johnson & Johnson vaccines will always be counted in the series completed column.

COVID-19 doses for vaccinated persons in Florida	
Doses administered	842,657
People receiving one dose of a 1-dose series (Johnson & Johnson) or receiving only one dose of a 2-dose series (Moderna, Pfizer) count once. Persons receiving both doses of a 2-dose series count twice.	

Current status of persons vaccinated for COVID-19 in Florida	
Total people vaccinated	531,797
First dose	167,339
Series completed	364,458
Completed 1-dose series	53,598
Completed 2-dose series	310,860
First dose: current number of people who have only received their first dose of the Moderna or Pfizer vaccine.	
Series complete: current number of people who have received both Moderna or Pfizer vaccine doses or one Johnson & Johnson dose and are considered fully immunized.	

Demographic summary	First dose	Series complete	Total people vaccinated
Age group	167,339	364,458	531,797
16-24 years	30,535	17,878	48,413
25-34 years	36,381	34,986	71,367
35-44 years	33,696	51,487	85,183
45-54 years	26,874	65,802	92,676
55-64 years	20,629	77,241	97,870
65-74 years	10,527	72,260	82,787
75-84 years	5,306	33,055	38,361
85+ years	3,391	11,749	15,140
Race	167,339	364,458	531,797
White	91,691	221,045	312,736
Black	13,757	28,790	42,547
American Indian/Alaskan	705	1,003	1,708
Other	29,702	61,024	90,726
Unknown	31,484	52,596	84,080
Other race includes Asian, native Hawaiian/Pacific Islander, or other.			
Ethnicity	167,339	364,458	531,797
Hispanic	33,087	41,867	74,954
Non-Hispanic	67,205	188,003	255,208
Unknown	67,047	134,588	201,635
Gender	167,339	364,458	531,797
Female	85,837	202,997	288,834
Male	79,448	160,508	239,956
Unknown	2,054	953	3,007



COVID-19: Osceola County vaccine summary

Vaccination data through Apr 28, 2021 as of Apr 29, 2021 at 12:05 AM

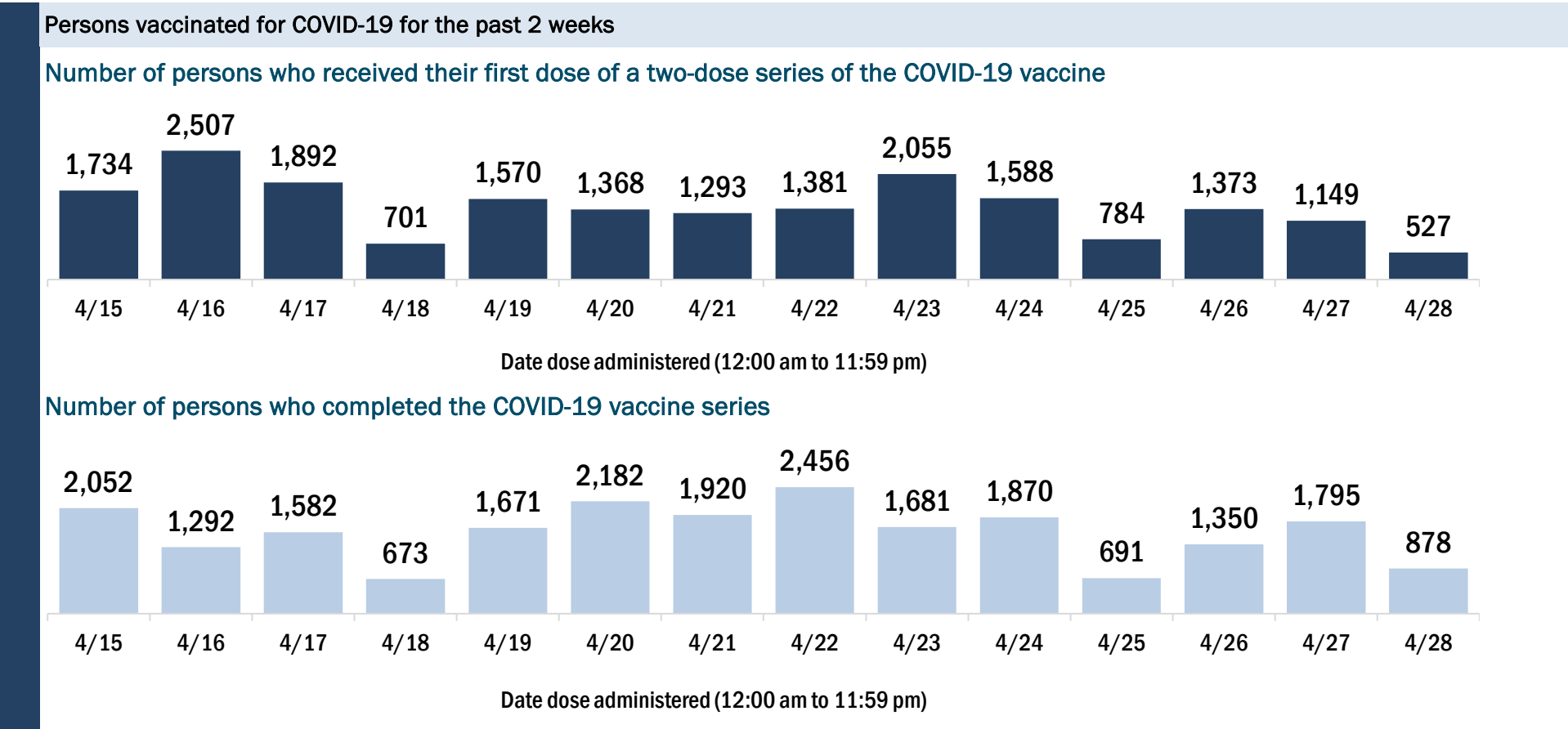
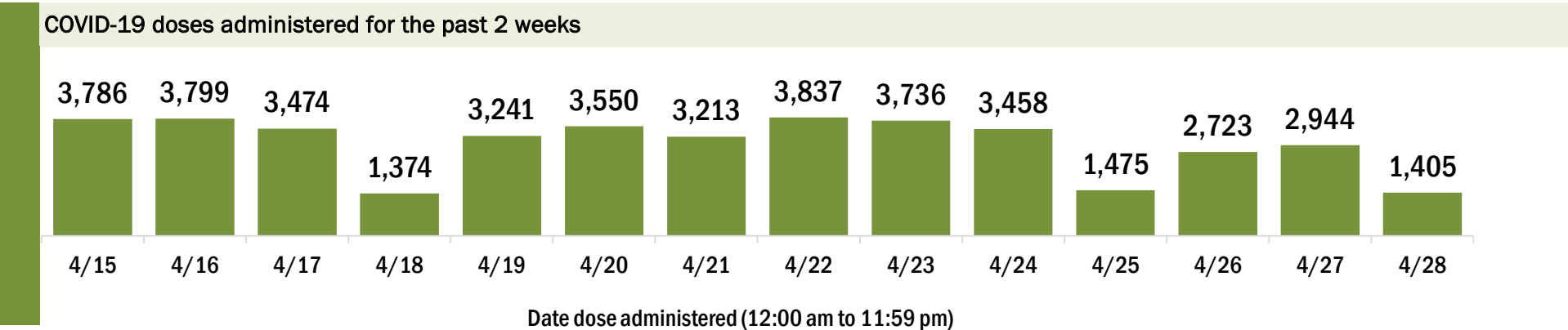
Data in this report are provisional and subject to change.

Data in this summary pertain to COVID-19 vaccines approved by the U.S. Food and Drug Administration and have been issued an Emergency Use Authorization (Janssen COVID-19 Vaccine, Moderna COVID-19 Vaccine and Pfizer-BioNTech COVID-19 Vaccine). These data summarize the number of people who have received either their first dose or have completed the series for a COVID-19 vaccine. **A person can only be counted in one category, first dose or series complete.** For persons receiving Moderna or Pfizer vaccines, once they receive their second dose, they are moved from the first dose column to the series completed column. **Because of this, the total first dose category may show a change from report to report not matching the total receiving their first dose from the previous day.** Persons receiving Johnson & Johnson vaccines will always be counted in the series completed column.

COVID-19 doses for vaccinated persons in Florida	
Doses administered	210,984
People receiving one dose of a 1-dose series (Johnson & Johnson) or receiving only one dose of a 2-dose series (Moderna, Pfizer) count once. Persons receiving both doses of a 2-dose series count twice.	

Current status of persons vaccinated for COVID-19 in Florida	
Total people vaccinated	133,932
First dose	46,171
Series completed	87,761
Completed 1-dose series	10,709
Completed 2-dose series	77,052
First dose: current number of people who have only received their first dose of the Moderna or Pfizer vaccine.	
Series complete: current number of people who have received both Moderna or Pfizer vaccine doses or one Johnson & Johnson dose and are considered fully immunized.	

Demographic summary	First dose	Series complete	Total people vaccinated
Age group	46,171	87,761	133,932
16-24 years	7,526	2,986	10,512
25-34 years	8,436	5,953	14,389
35-44 years	9,396	9,513	18,909
45-54 years	8,373	14,955	23,328
55-64 years	6,652	19,467	26,119
65-74 years	3,489	21,680	25,169
75-84 years	1,728	10,269	11,997
85+ years	571	2,938	3,509
Race	46,171	87,761	133,932
White	25,666	53,073	78,739
Black	2,418	4,778	7,196
American Indian/Alaskan	204	414	618
Other	8,009	15,764	23,773
Unknown	9,874	13,732	23,606
Other race includes Asian, native Hawaiian/Pacific Islander, or other.			
Ethnicity	46,171	87,761	133,932
Hispanic	16,413	25,730	42,143
Non-Hispanic	11,878	33,923	45,801
Unknown	17,880	28,108	45,988
Gender	46,171	87,761	133,932
Female	24,429	49,994	74,423
Male	21,599	37,703	59,302
Unknown	143	64	207



COVID-19: Palm Beach County vaccine summary

Vaccination data through Apr 28, 2021 as of Apr 29, 2021 at 12:05 AM

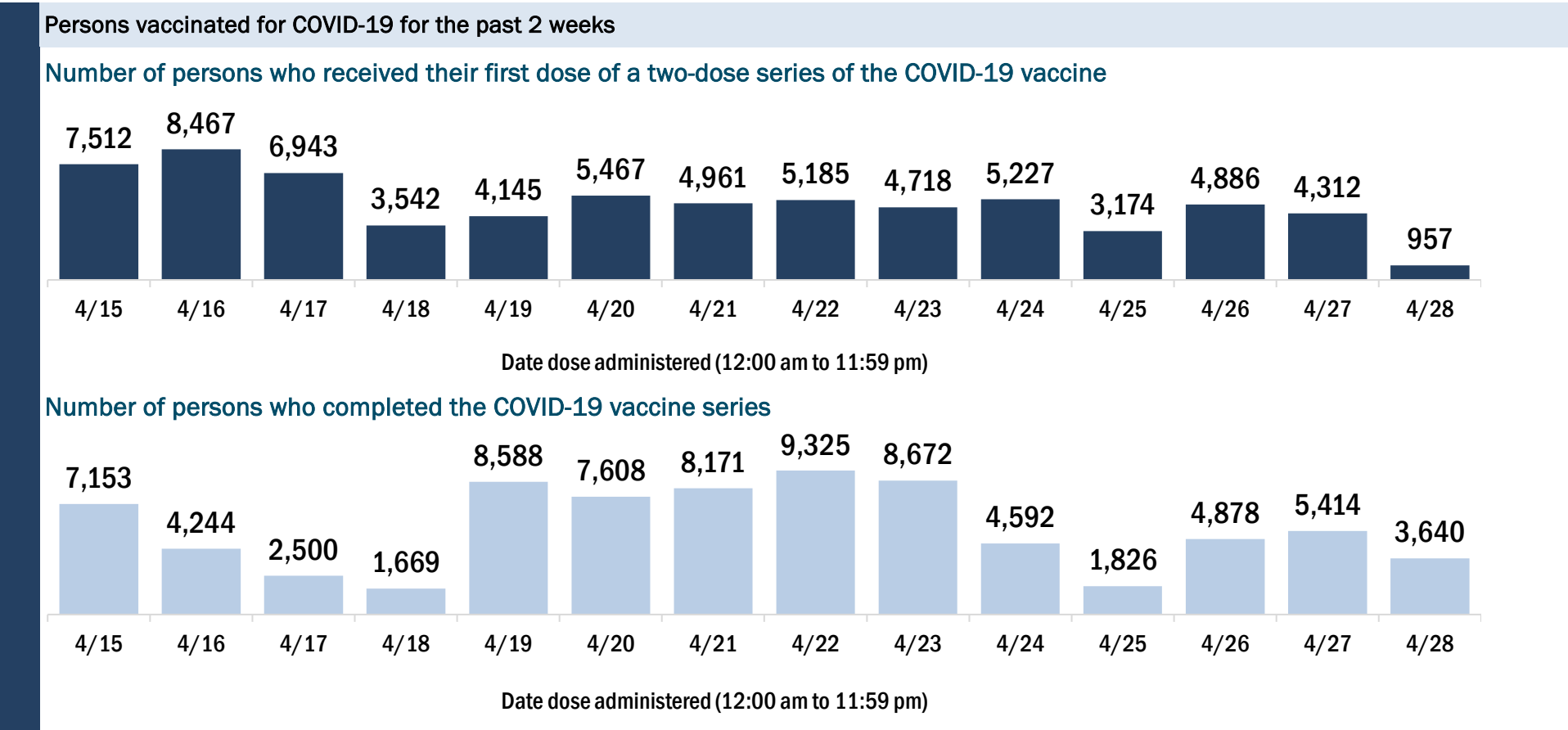
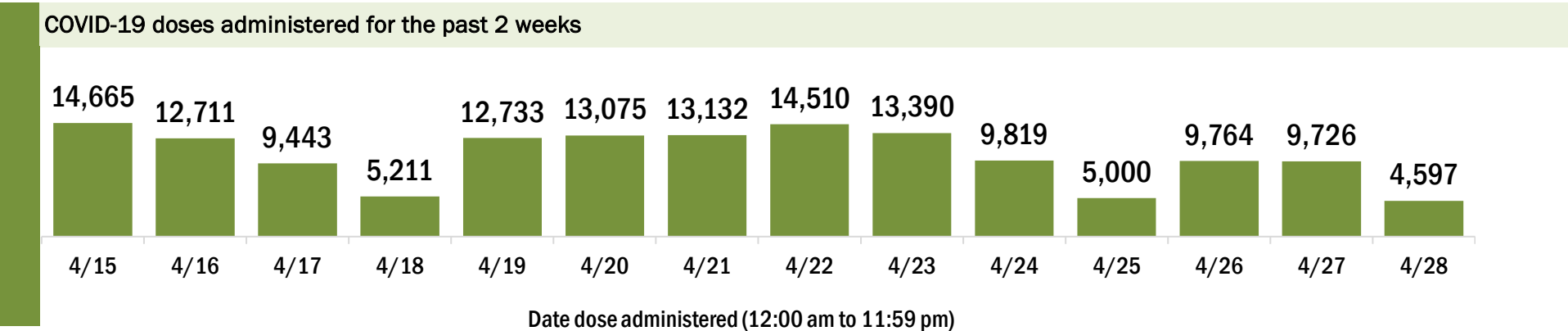
Data in this report are provisional and subject to change.

Data in this summary pertain to COVID-19 vaccines approved by the U.S. Food and Drug Administration and have been issued an Emergency Use Authorization (Janssen COVID-19 Vaccine, Moderna COVID-19 Vaccine and Pfizer-BioNTech COVID-19 Vaccine). These data summarize the number of people who have received either their first dose or have completed the series for a COVID-19 vaccine. **A person can only be counted in one category, first dose or series complete.** For persons receiving Moderna or Pfizer vaccines, once they receive their second dose, they are moved from the first dose column to the series completed column. **Because of this, the total first dose category may show a change from report to report not matching the total receiving their first dose from the previous day.** Persons receiving Johnson & Johnson vaccines will always be counted in the series completed column.

COVID-19 doses for vaccinated persons in Florida	
Doses administered	1,047,331
People receiving one dose of a 1-dose series (Johnson & Johnson) or receiving only one dose of a 2-dose series (Moderna, Pfizer) count once. Persons receiving both doses of a 2-dose series count twice.	

Current status of persons vaccinated for COVID-19 in Florida	
Total people vaccinated	643,563
First dose	201,073
Series completed	442,490
Completed 1-dose series	38,722
Completed 2-dose series	403,768
First dose: current number of people who have only received their first dose of the Moderna or Pfizer vaccine.	
Series complete: current number of people who have received both Moderna or Pfizer vaccine doses or one Johnson & Johnson dose and are considered fully immunized.	

Demographic summary	First dose	Series complete	Total people vaccinated
Age group	201,073	442,490	643,563
16-24 years	21,911	9,496	31,407
25-34 years	26,566	18,735	45,301
35-44 years	31,669	30,139	61,808
45-54 years	35,236	50,857	86,093
55-64 years	36,403	86,165	122,568
65-74 years	25,240	126,324	151,564
75-84 years	16,490	85,811	102,301
85+ years	7,558	34,963	42,521
Race	201,073	442,490	643,563
White	119,622	286,965	406,587
Black	15,977	23,443	39,420
American Indian/Alaskan	842	1,190	2,032
Other	23,073	39,562	62,635
Unknown	41,559	91,330	132,889
Other race includes Asian, native Hawaiian/Pacific Islander, or other.			
Ethnicity	201,073	442,490	643,563
Hispanic	37,038	37,437	74,475
Non-Hispanic	91,350	234,140	325,490
Unknown	72,685	170,913	243,598
Gender	201,073	442,490	643,563
Female	105,180	252,802	357,982
Male	95,326	189,392	284,718
Unknown	567	296	863



COVID-19: Pasco County vaccine summary

Vaccination data through Apr 28, 2021 as of Apr 29, 2021 at 12:05 AM

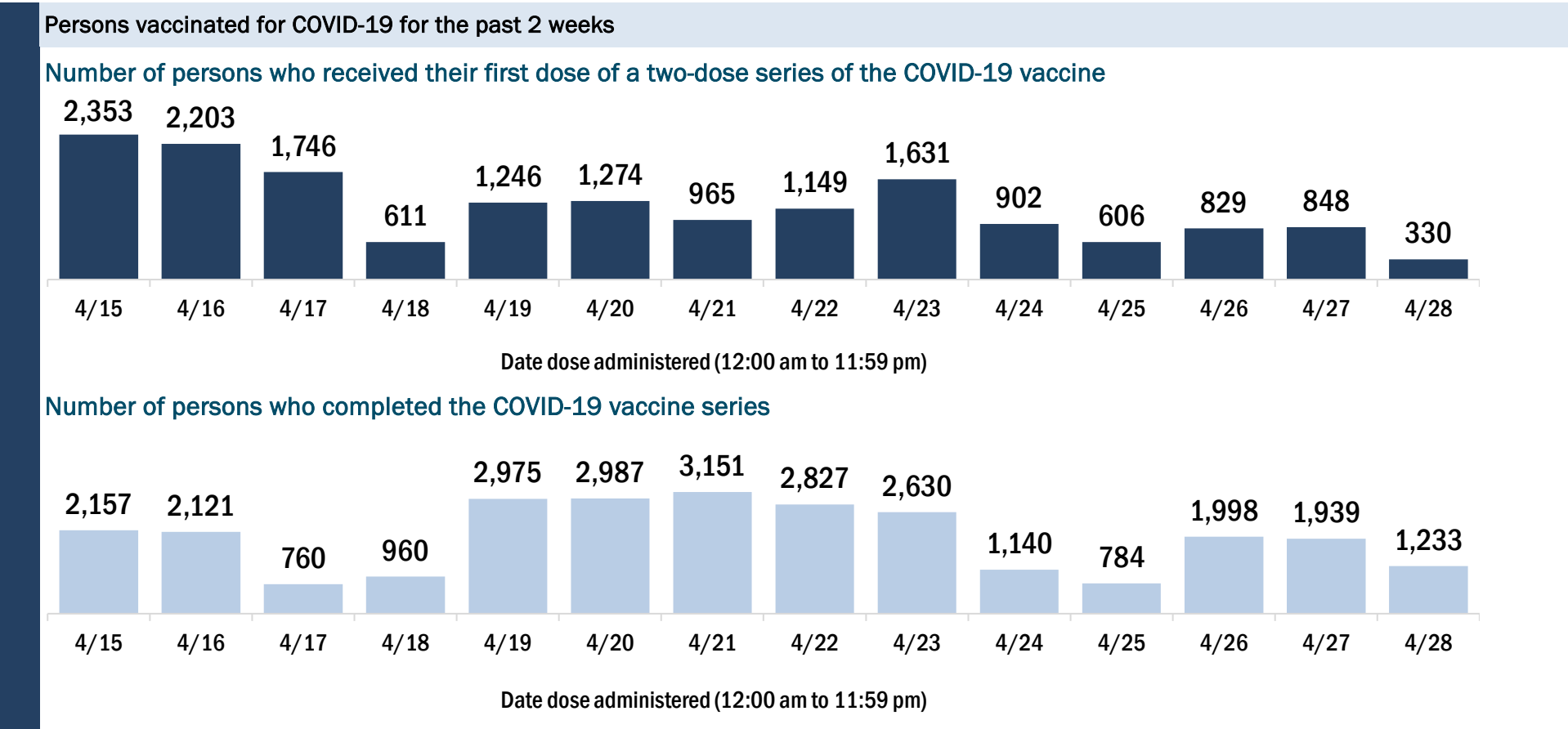
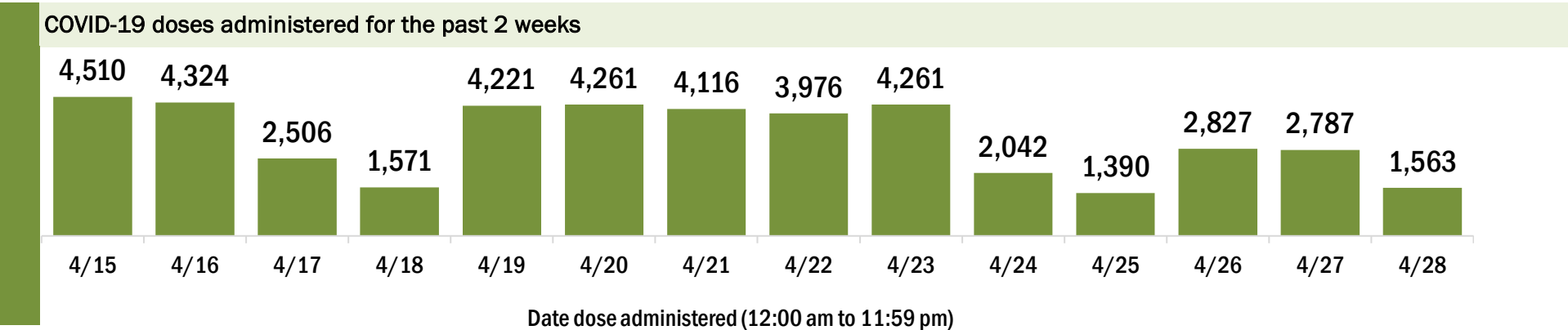
Data in this report are provisional and subject to change.

Data in this summary pertain to COVID-19 vaccines approved by the U.S. Food and Drug Administration and have been issued an Emergency Use Authorization (Janssen COVID-19 Vaccine, Moderna COVID-19 Vaccine and Pfizer-BioNTech COVID-19 Vaccine). These data summarize the number of people who have received either their first dose or have completed the series for a COVID-19 vaccine. **A person can only be counted in one category, first dose or series complete.** For persons receiving Moderna or Pfizer vaccines, once they receive their second dose, they are moved from the first dose column to the series completed column. **Because of this, the total first dose category may show a change from report to report not matching the total receiving their first dose from the previous day.** Persons receiving Johnson & Johnson vaccines will always be counted in the series completed column.

COVID-19 doses for vaccinated persons in Florida	
Doses administered	326,983
People receiving one dose of a 1-dose series (Johnson & Johnson) or receiving only one dose of a 2-dose series (Moderna, Pfizer) count once. Persons receiving both doses of a 2-dose series count twice.	

Current status of persons vaccinated for COVID-19 in Florida	
Total people vaccinated	200,196
First dose	61,638
Series completed	138,558
Completed 1-dose series	11,771
Completed 2-dose series	126,787
First dose: current number of people who have only received their first dose of the Moderna or Pfizer vaccine.	
Series complete: current number of people who have received both Moderna or Pfizer vaccine doses or one Johnson & Johnson dose and are considered fully immunized.	

Demographic summary	First dose	Series complete	Total people vaccinated
Age group	61,638	138,558	200,196
16-24 years	6,766	3,138	9,904
25-34 years	6,866	5,707	12,573
35-44 years	9,497	10,475	19,972
45-54 years	10,322	16,940	27,262
55-64 years	11,031	27,715	38,746
65-74 years	9,293	41,830	51,123
75-84 years	5,957	25,206	31,163
85+ years	1,906	7,547	9,453
Race	61,638	138,558	200,196
White	42,685	105,144	147,829
Black	2,447	3,826	6,273
American Indian/Alaskan	320	476	796
Other	6,854	12,710	19,564
Unknown	9,332	16,402	25,734
Other race includes Asian, native Hawaiian/Pacific Islander, or other.			
Ethnicity	61,638	138,558	200,196
Hispanic	5,779	7,729	13,508
Non-Hispanic	32,360	84,501	116,861
Unknown	23,499	46,328	69,827
Gender	61,638	138,558	200,196
Female	32,904	80,472	113,376
Male	28,638	57,989	86,627
Unknown	96	97	193



COVID-19: Pinellas County vaccine summary

Vaccination data through Apr 28, 2021 as of Apr 29, 2021 at 12:05 AM

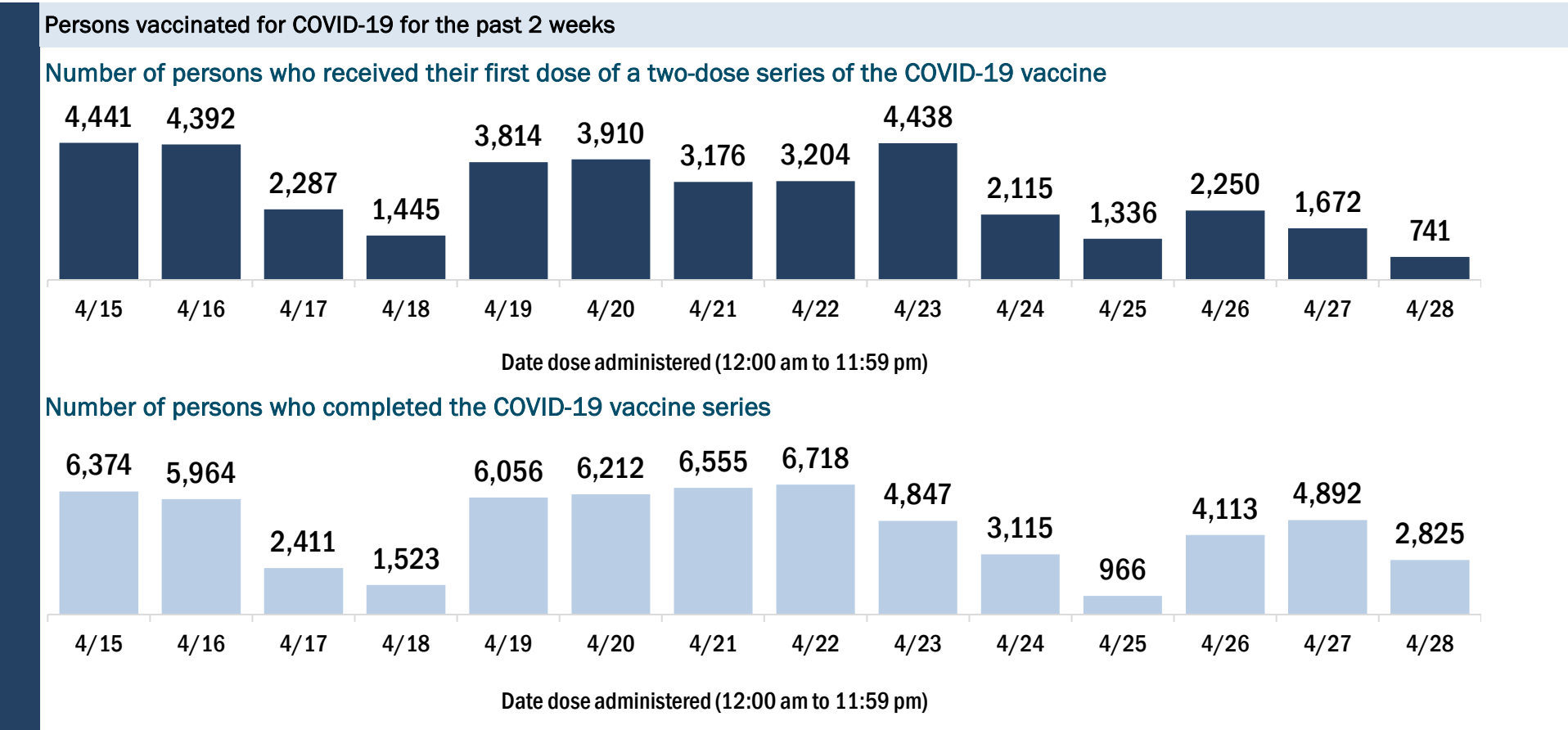
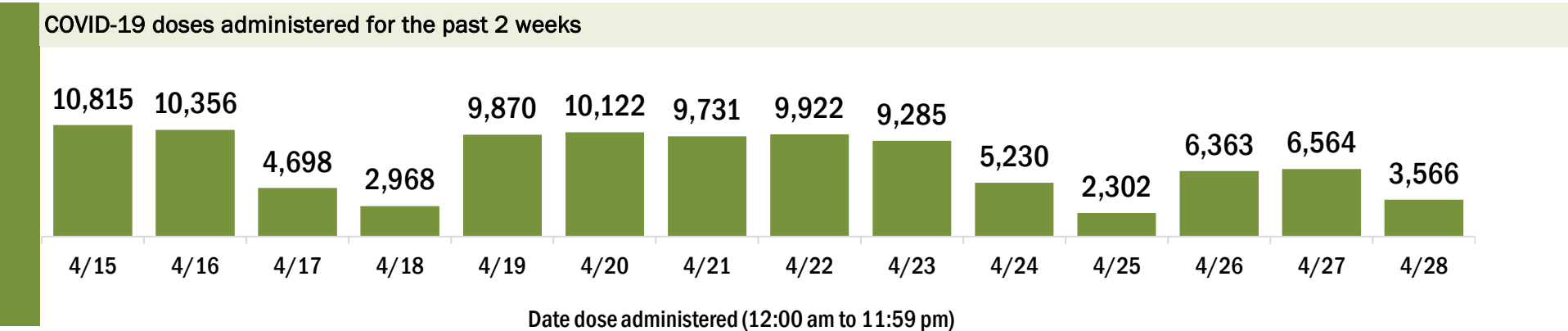
Data in this report are provisional and subject to change.

Data in this summary pertain to COVID-19 vaccines approved by the U.S. Food and Drug Administration and have been issued an Emergency Use Authorization (Janssen COVID-19 Vaccine, Moderna COVID-19 Vaccine and Pfizer-BioNTech COVID-19 Vaccine). These data summarize the number of people who have received either their first dose or have completed the series for a COVID-19 vaccine. **A person can only be counted in one category, first dose or series complete.** For persons receiving Moderna or Pfizer vaccines, once they receive their second dose, they are moved from the first dose column to the series completed column. **Because of this, the total first dose category may show a change from report to report not matching the total receiving their first dose from the previous day.** Persons receiving Johnson & Johnson vaccines will always be counted in the series completed column.

COVID-19 doses for vaccinated persons in Florida	
Doses administered	712,534
People receiving one dose of a 1-dose series (Johnson & Johnson) or receiving only one dose of a 2-dose series (Moderna, Pfizer) count once. Persons receiving both doses of a 2-dose series count twice.	

Current status of persons vaccinated for COVID-19 in Florida	
Total people vaccinated	421,775
First dose	110,949
Series completed	310,826
Completed 1-dose series	20,067
Completed 2-dose series	290,759
First dose: current number of people who have only received their first dose of the Moderna or Pfizer vaccine.	
Series complete: current number of people who have received both Moderna or Pfizer vaccine doses or one Johnson & Johnson dose and are considered fully immunized.	

Demographic summary	First dose	Series complete	Total people vaccinated
Age group	110,949	310,826	421,775
16-24 years	12,502	6,290	18,792
25-34 years	17,384	15,216	32,600
35-44 years	17,334	21,987	39,321
45-54 years	16,913	37,021	53,934
55-64 years	19,367	72,764	92,131
65-74 years	14,885	91,302	106,187
75-84 years	8,717	48,100	56,817
85+ years	3,847	18,146	21,993
Race	110,949	310,826	421,775
White	72,228	235,244	307,472
Black	6,456	12,797	19,253
American Indian/Alaskan	464	685	1,149
Other	11,082	24,444	35,526
Unknown	20,719	37,656	58,375
Other race includes Asian, native Hawaiian/Pacific Islander, or other.			
Ethnicity	110,949	310,826	421,775
Hispanic	5,800	9,961	15,761
Non-Hispanic	60,093	195,803	255,896
Unknown	45,056	105,062	150,118
Gender	110,949	310,826	421,775
Female	58,462	178,706	237,168
Male	52,209	131,587	183,796
Unknown	278	533	811



COVID-19: Polk County vaccine summary

Vaccination data through Apr 28, 2021 as of Apr 29, 2021 at 12:05 AM

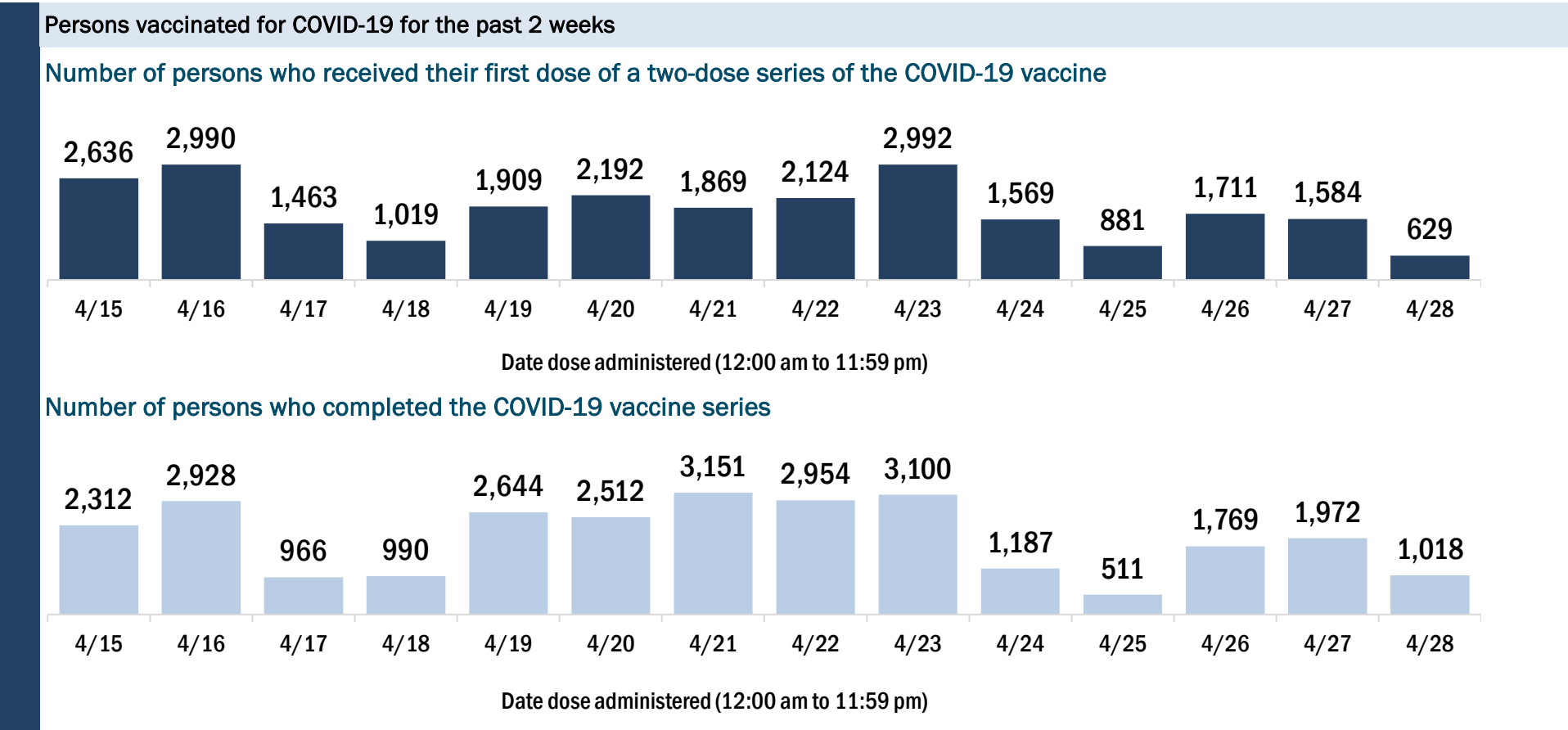
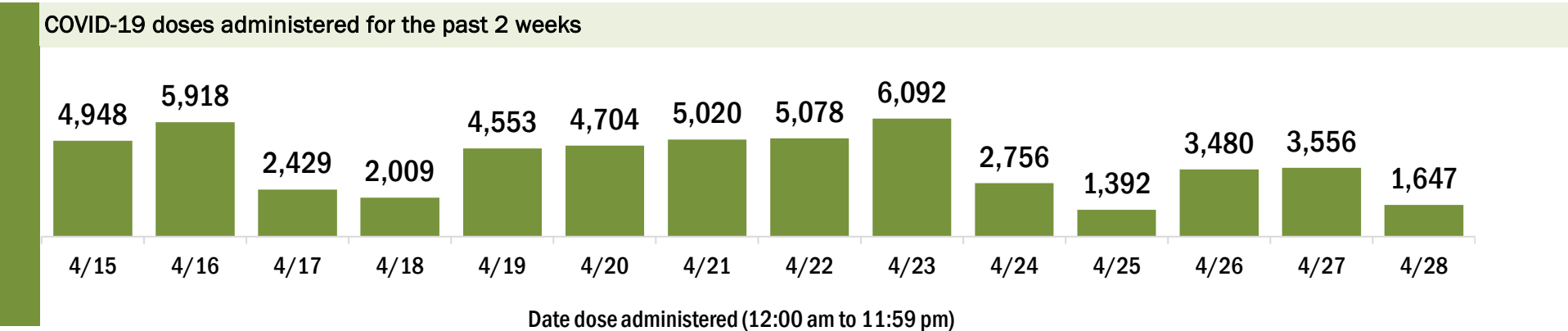
Data in this report are provisional and subject to change.

Data in this summary pertain to COVID-19 vaccines approved by the U.S. Food and Drug Administration and have been issued an Emergency Use Authorization (Janssen COVID-19 Vaccine, Moderna COVID-19 Vaccine and Pfizer-BioNTech COVID-19 Vaccine). These data summarize the number of people who have received either their first dose or have completed the series for a COVID-19 vaccine. **A person can only be counted in one category, first dose or series complete.** For persons receiving Moderna or Pfizer vaccines, once they receive their second dose, they are moved from the first dose column to the series completed column. **Because of this, the total first dose category may show a change from report to report not matching the total receiving their first dose from the previous day.** Persons receiving Johnson & Johnson vaccines will always be counted in the series completed column.

COVID-19 doses for vaccinated persons in Florida	
Doses administered	381,135
People receiving one dose of a 1-dose series (Johnson & Johnson) or receiving only one dose of a 2-dose series (Moderna, Pfizer) count once. Persons receiving both doses of a 2-dose series count twice.	

Current status of persons vaccinated for COVID-19 in Florida	
Total people vaccinated	233,911
First dose	76,103
Series completed	157,808
Completed 1-dose series	10,584
Completed 2-dose series	147,224
First dose: current number of people who have only received their first dose of the Moderna or Pfizer vaccine.	
Series complete: current number of people who have received both Moderna or Pfizer vaccine doses or one Johnson & Johnson dose and are considered fully immunized.	

Demographic summary	First dose	Series complete	Total people vaccinated
Age group	76,103	157,808	233,911
16-24 years	7,613	3,441	11,054
25-34 years	10,043	7,298	17,341
35-44 years	11,238	10,794	22,032
45-54 years	12,460	17,146	29,606
55-64 years	13,393	30,918	44,311
65-74 years	11,649	49,780	61,429
75-84 years	7,189	29,847	37,036
85+ years	2,518	8,584	11,102
Race	76,103	157,808	233,911
White	46,601	112,791	159,392
Black	6,499	10,391	16,890
American Indian/Alaskan	573	736	1,309
Other	8,564	12,869	21,433
Unknown	13,866	21,021	34,887
Other race includes Asian, native Hawaiian/Pacific Islander, or other.			
Ethnicity	76,103	157,808	233,911
Hispanic	14,645	15,428	30,073
Non-Hispanic	33,563	91,676	125,239
Unknown	27,895	50,704	78,599
Gender	76,103	157,808	233,911
Female	40,139	90,313	130,452
Male	35,727	67,395	103,122
Unknown	237	100	337



COVID-19: Putnam County vaccine summary

Vaccination data through Apr 28, 2021 as of Apr 29, 2021 at 12:05 AM

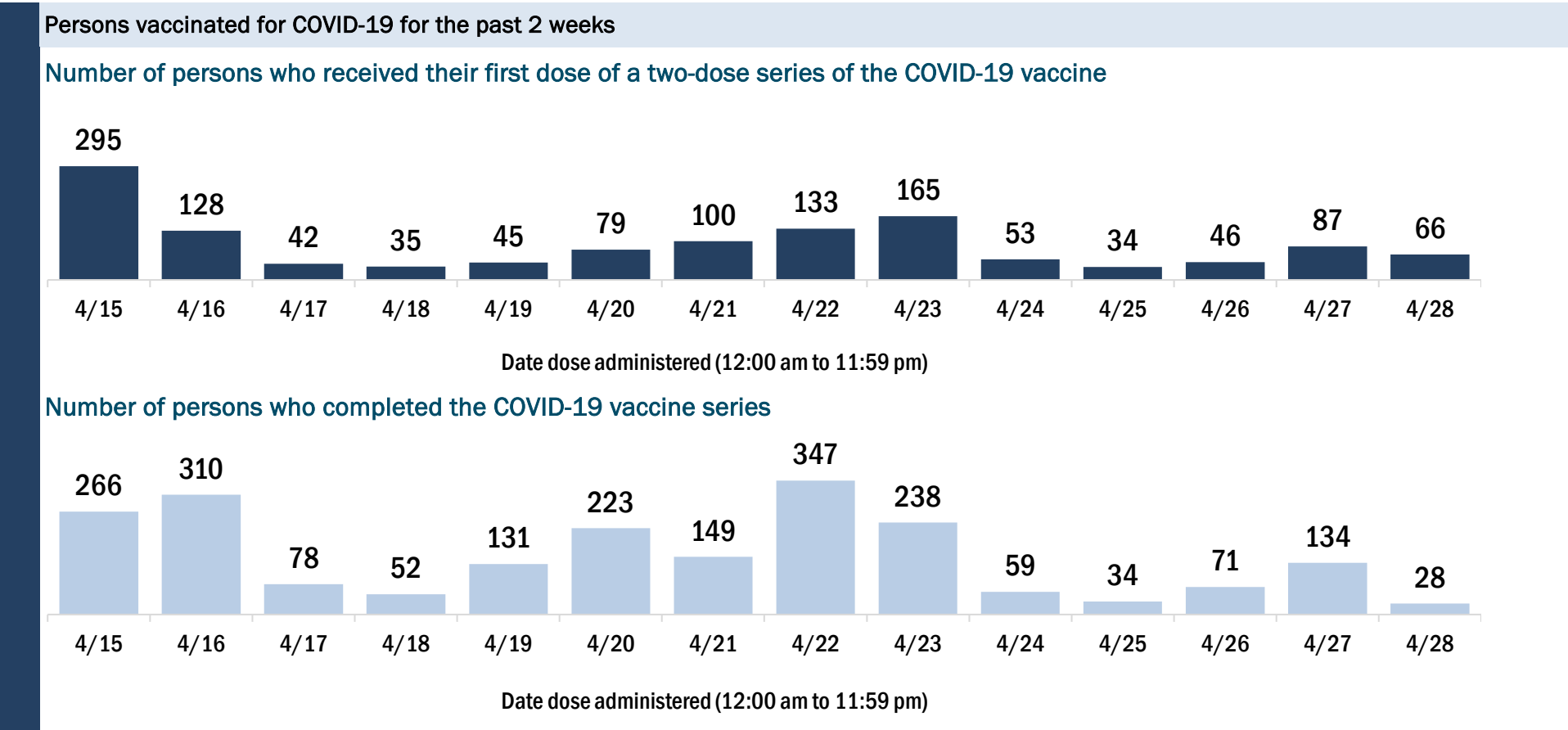
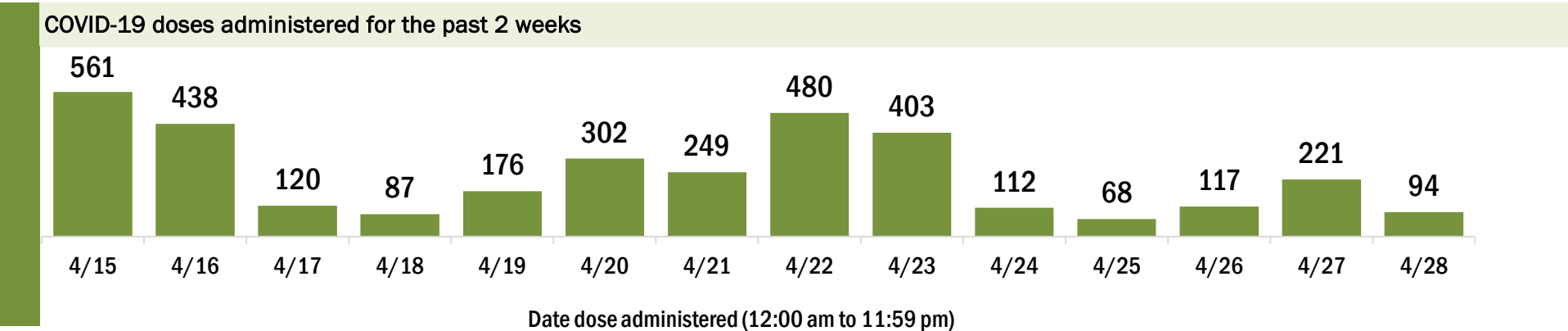
Data in this report are provisional and subject to change.

Data in this summary pertain to COVID-19 vaccines approved by the U.S. Food and Drug Administration and have been issued an Emergency Use Authorization (Janssen COVID-19 Vaccine, Moderna COVID-19 Vaccine and Pfizer-BioNTech COVID-19 Vaccine). These data summarize the number of people who have received either their first dose or have completed the series for a COVID-19 vaccine. **A person can only be counted in one category, first dose or series complete.** For persons receiving Moderna or Pfizer vaccines, once they receive their second dose, they are moved from the first dose column to the series completed column. **Because of this, the total first dose category may show a change from report to report not matching the total receiving their first dose from the previous day.** Persons receiving Johnson & Johnson vaccines will always be counted in the series completed column.

COVID-19 doses for vaccinated persons in Florida	
Doses administered	30,169
People receiving one dose of a 1-dose series (Johnson & Johnson) or receiving only one dose of a 2-dose series (Moderna, Pfizer) count once. Persons receiving both doses of a 2-dose series count twice.	

Current status of persons vaccinated for COVID-19 in Florida	
Total people vaccinated	18,298
First dose	5,588
Series completed	12,710
Completed 1-dose series	839
Completed 2-dose series	11,871
First dose: current number of people who have only received their first dose of the Moderna or Pfizer vaccine.	
Series complete: current number of people who have received both Moderna or Pfizer vaccine doses or one Johnson & Johnson dose and are considered fully immunized.	

Demographic summary	First dose	Series complete	Total people vaccinated
Age group	5,588	12,710	18,298
16-24 years	306	141	447
25-34 years	417	341	758
35-44 years	557	517	1,074
45-54 years	711	1,100	1,811
55-64 years	1,211	2,783	3,994
65-74 years	1,373	4,569	5,942
75-84 years	767	2,484	3,251
85+ years	246	775	1,021
Race	5,588	12,710	18,298
White	4,120	9,957	14,077
Black	587	1,319	1,906
American Indian/Alaskan	55	96	151
Other	475	715	1,190
Unknown	351	623	974
Other race includes Asian, native Hawaiian/Pacific Islander, or other.			
Ethnicity	5,588	12,710	18,298
Hispanic	371	511	882
Non-Hispanic	4,204	10,024	14,228
Unknown	1,013	2,175	3,188
Gender	5,588	12,710	18,298
Female	2,918	7,305	10,223
Male	2,656	5,401	8,057
Unknown	14	4	18



COVID-19: Santa Rosa County vaccine summary

Vaccination data through Apr 28, 2021 as of Apr 29, 2021 at 12:05 AM

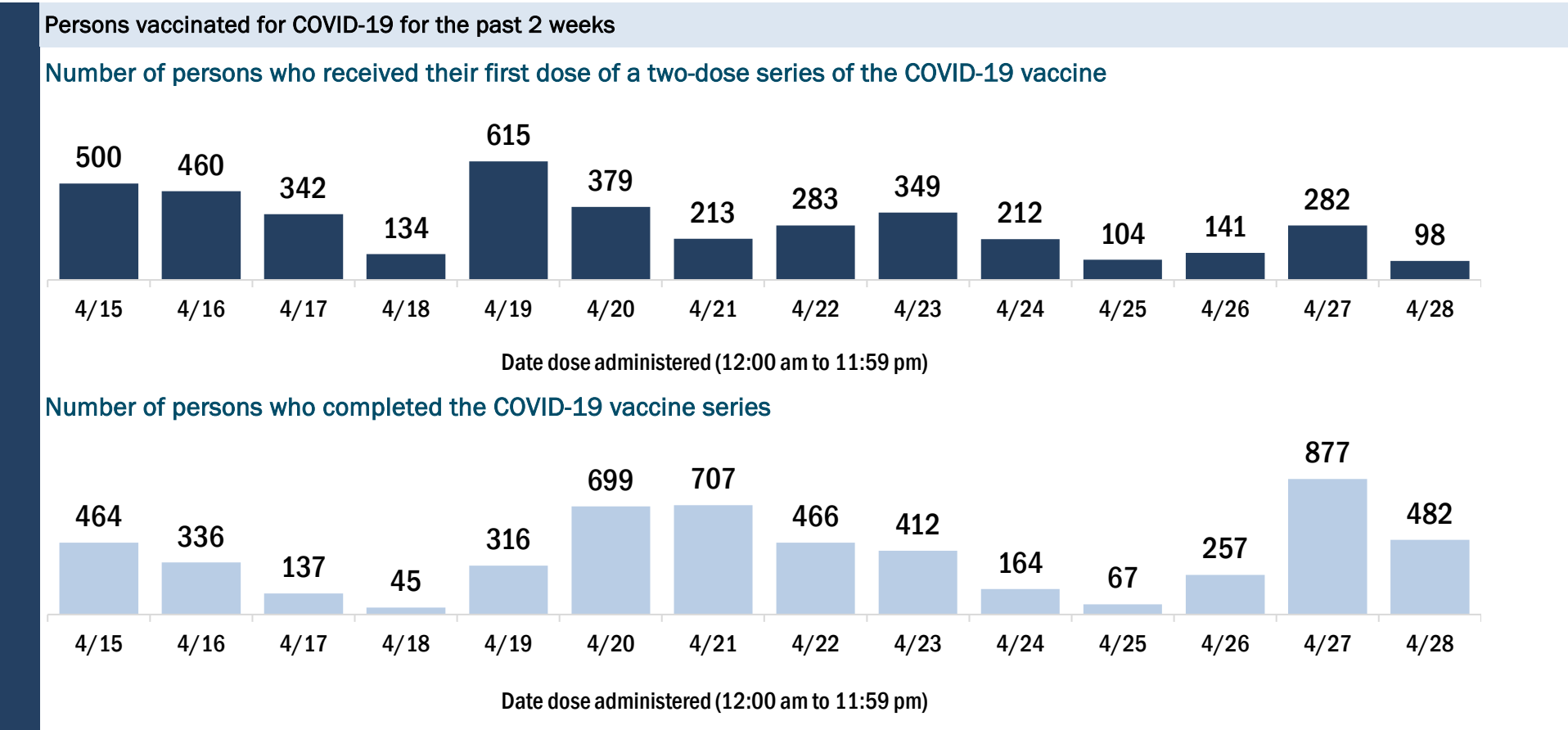
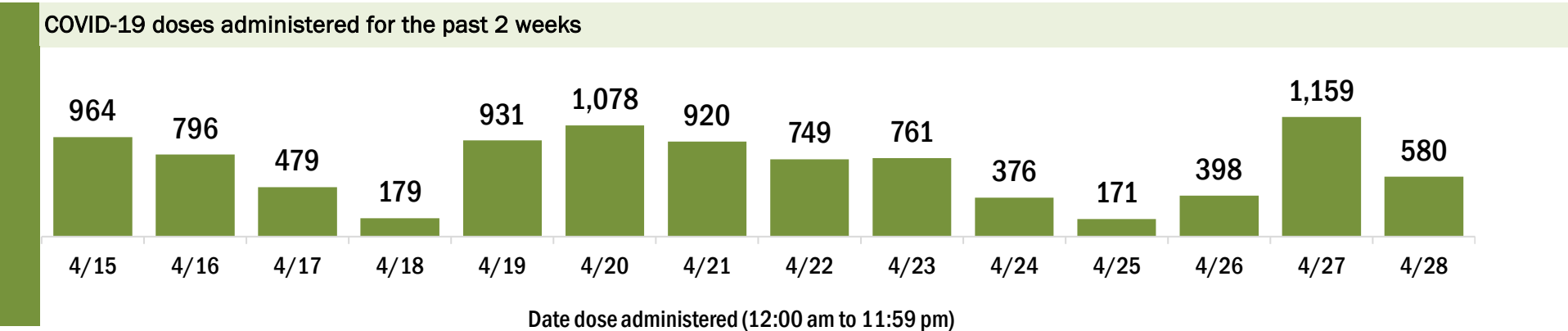
Data in this report are provisional and subject to change.

Data in this summary pertain to COVID-19 vaccines approved by the U.S. Food and Drug Administration and have been issued an Emergency Use Authorization (Janssen COVID-19 Vaccine, Moderna COVID-19 Vaccine and Pfizer-BioNTech COVID-19 Vaccine). These data summarize the number of people who have received either their first dose or have completed the series for a COVID-19 vaccine. **A person can only be counted in one category, first dose or series complete.** For persons receiving Moderna or Pfizer vaccines, once they receive their second dose, they are moved from the first dose column to the series completed column. **Because of this, the total first dose category may show a change from report to report not matching the total receiving their first dose from the previous day.** Persons receiving Johnson & Johnson vaccines will always be counted in the series completed column.

COVID-19 doses for vaccinated persons in Florida	
Doses administered	93,601
People receiving one dose of a 1-dose series (Johnson & Johnson) or receiving only one dose of a 2-dose series (Moderna, Pfizer) count once. Persons receiving both doses of a 2-dose series count twice.	

Current status of persons vaccinated for COVID-19 in Florida	
Total people vaccinated	56,843
First dose	17,747
Series completed	39,096
Completed 1-dose series	2,338
Completed 2-dose series	36,758
First dose: current number of people who have only received their first dose of the Moderna or Pfizer vaccine.	
Series complete: current number of people who have received both Moderna or Pfizer vaccine doses or one Johnson & Johnson dose and are considered fully immunized.	

Demographic summary	First dose	Series complete	Total people vaccinated
Age group	17,747	39,096	56,843
16-24 years	1,924	812	2,736
25-34 years	2,217	1,716	3,933
35-44 years	2,873	2,812	5,685
45-54 years	3,091	4,694	7,785
55-64 years	3,571	8,844	12,415
65-74 years	2,488	12,436	14,924
75-84 years	1,185	6,069	7,254
85+ years	398	1,713	2,111
Race	17,747	39,096	56,843
White	11,270	29,116	40,386
Black	1,023	1,192	2,215
American Indian/Alaskan	84	229	313
Other	1,450	2,583	4,033
Unknown	3,920	5,976	9,896
Other race includes Asian, native Hawaiian/Pacific Islander, or other.			
Ethnicity	17,747	39,096	56,843
Hispanic	948	940	1,888
Non-Hispanic	10,593	26,067	36,660
Unknown	6,206	12,089	18,295
Gender	17,747	39,096	56,843
Female	9,141	22,294	31,435
Male	8,586	16,793	25,379
Unknown	20	9	29



COVID-19: Sarasota County vaccine summary

Vaccination data through Apr 28, 2021 as of Apr 29, 2021 at 12:05 AM

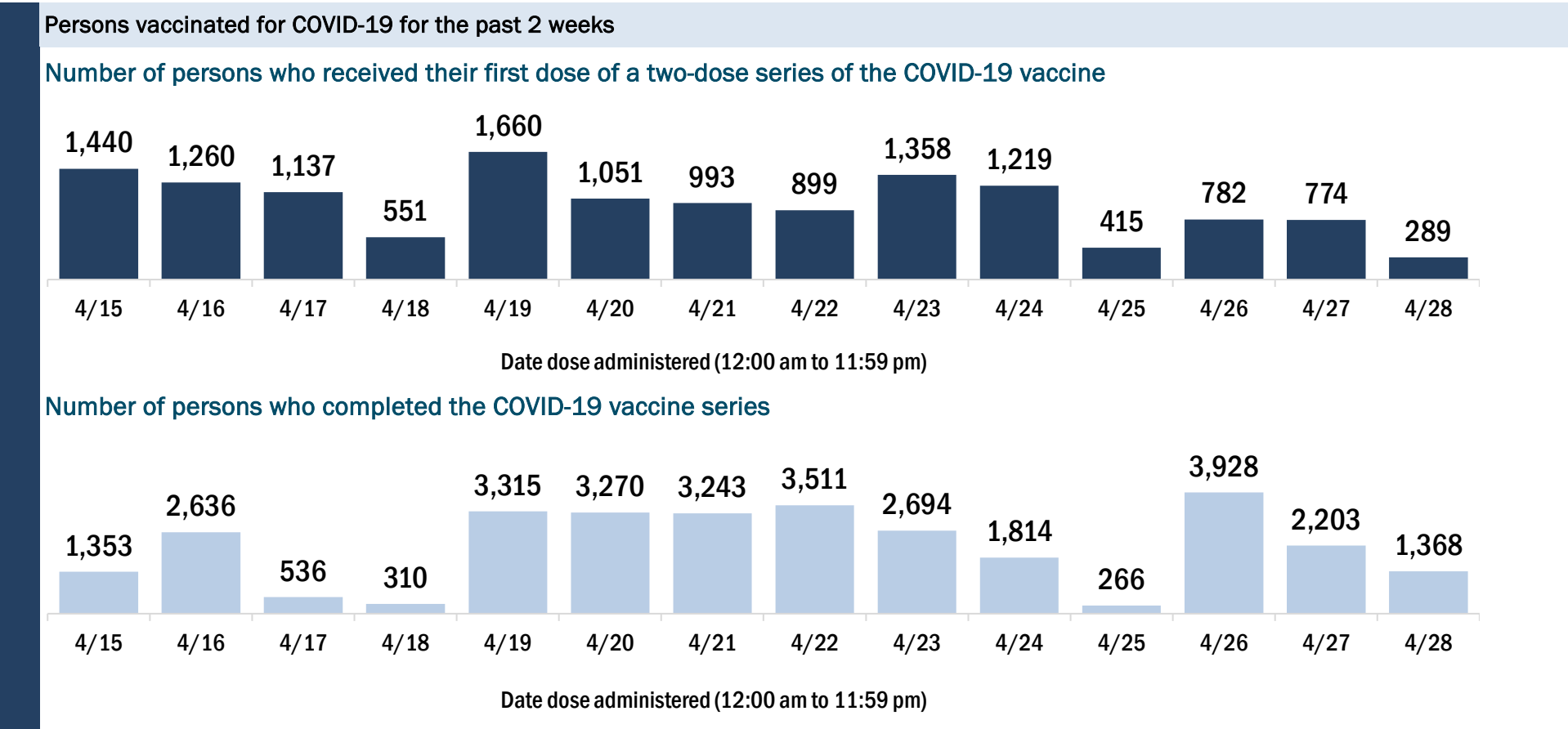
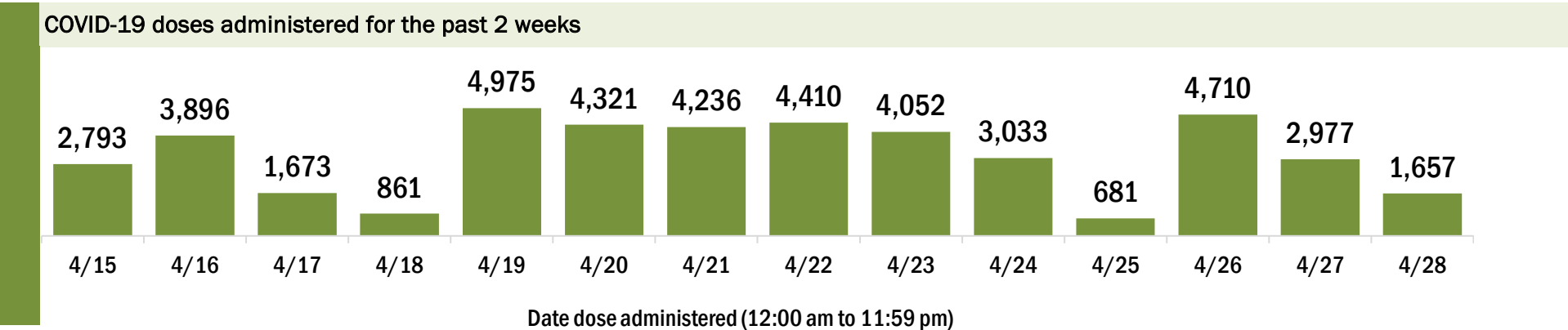
Data in this report are provisional and subject to change.

Data in this summary pertain to COVID-19 vaccines approved by the U.S. Food and Drug Administration and have been issued an Emergency Use Authorization (Janssen COVID-19 Vaccine, Moderna COVID-19 Vaccine and Pfizer-BioNTech COVID-19 Vaccine). These data summarize the number of people who have received either their first dose or have completed the series for a COVID-19 vaccine. **A person can only be counted in one category, first dose or series complete.** For persons receiving Moderna or Pfizer vaccines, once they receive their second dose, they are moved from the first dose column to the series completed column. **Because of this, the total first dose category may show a change from report to report not matching the total receiving their first dose from the previous day.** Persons receiving Johnson & Johnson vaccines will always be counted in the series completed column.

COVID-19 doses for vaccinated persons in Florida	
Doses administered	394,275
People receiving one dose of a 1-dose series (Johnson & Johnson) or receiving only one dose of a 2-dose series (Moderna, Pfizer) count once. Persons receiving both doses of a 2-dose series count twice.	

Current status of persons vaccinated for COVID-19 in Florida	
Total people vaccinated	234,773
First dose	66,423
Series completed	168,350
Completed 1-dose series	8,848
Completed 2-dose series	159,502
First dose: current number of people who have only received their first dose of the Moderna or Pfizer vaccine.	
Series complete: current number of people who have received both Moderna or Pfizer vaccine doses or one Johnson & Johnson dose and are considered fully immunized.	

Demographic summary	First dose	Series complete	Total people vaccinated
Age group	66,423	168,350	234,773
16-24 years	5,467	1,825	7,292
25-34 years	5,597	3,611	9,208
35-44 years	7,022	5,762	12,784
45-54 years	8,936	11,594	20,530
55-64 years	12,665	29,254	41,919
65-74 years	13,802	62,267	76,069
75-84 years	9,155	40,102	49,257
85+ years	3,779	13,935	17,714
Race	66,423	168,350	234,773
White	49,657	134,709	184,366
Black	1,422	2,269	3,691
American Indian/Alaskan	247	584	831
Other	5,179	10,756	15,935
Unknown	9,918	20,032	29,950
Other race includes Asian, native Hawaiian/Pacific Islander, or other.			
Ethnicity	66,423	168,350	234,773
Hispanic	5,431	4,697	10,128
Non-Hispanic	40,069	113,877	153,946
Unknown	20,923	49,776	70,699
Gender	66,423	168,350	234,773
Female	35,248	95,245	130,493
Male	31,022	73,003	104,025
Unknown	153	102	255



COVID-19: Seminole County vaccine summary

Vaccination data through Apr 28, 2021 as of Apr 29, 2021 at 12:05 AM

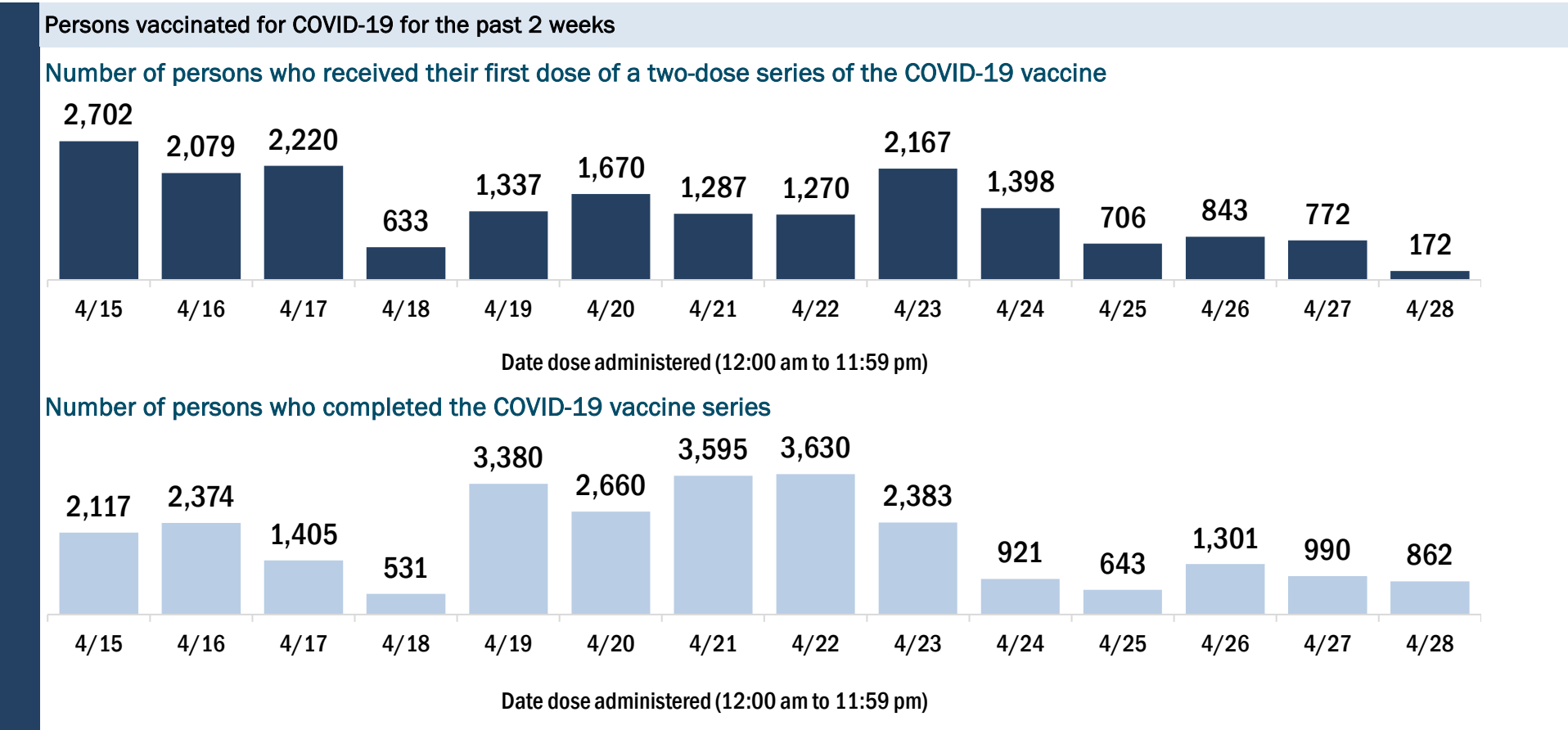
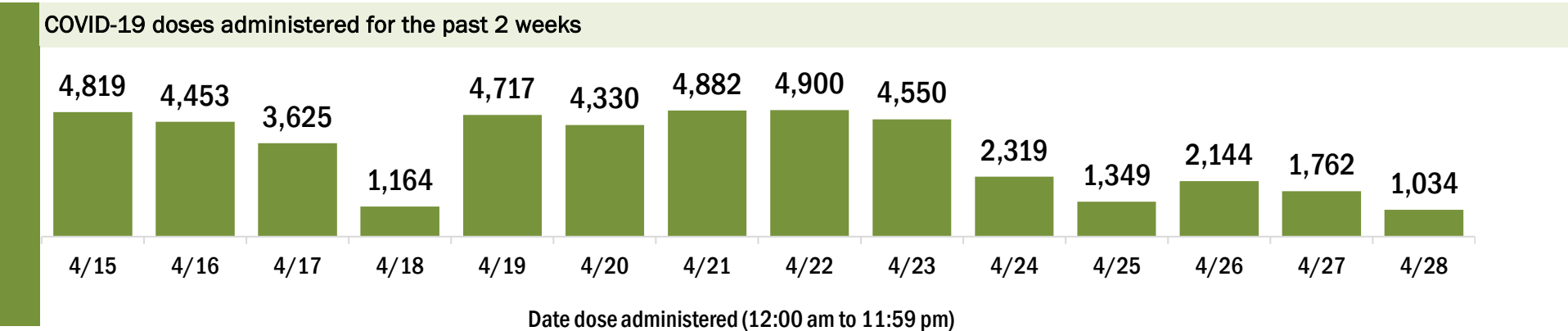
Data in this report are provisional and subject to change.

Data in this summary pertain to COVID-19 vaccines approved by the U.S. Food and Drug Administration and have been issued an Emergency Use Authorization (Janssen COVID-19 Vaccine, Moderna COVID-19 Vaccine and Pfizer-BioNTech COVID-19 Vaccine). These data summarize the number of people who have received either their first dose or have completed the series for a COVID-19 vaccine. **A person can only be counted in one category, first dose or series complete.** For persons receiving Moderna or Pfizer vaccines, once they receive their second dose, they are moved from the first dose column to the series completed column. **Because of this, the total first dose category may show a change from report to report not matching the total receiving their first dose from the previous day.** Persons receiving Johnson & Johnson vaccines will always be counted in the series completed column.

COVID-19 doses for vaccinated persons in Florida	
Doses administered	285,766
People receiving one dose of a 1-dose series (Johnson & Johnson) or receiving only one dose of a 2-dose series (Moderna, Pfizer) count once. Persons receiving both doses of a 2-dose series count twice.	

Current status of persons vaccinated for COVID-19 in Florida	
Total people vaccinated	175,019
First dose	54,233
Series completed	120,786
Completed 1-dose series	10,039
Completed 2-dose series	110,747
First dose: current number of people who have only received their first dose of the Moderna or Pfizer vaccine.	
Series complete: current number of people who have received both Moderna or Pfizer vaccine doses or one Johnson & Johnson dose and are considered fully immunized.	

Demographic summary	First dose	Series complete	Total people vaccinated
Age group	54,233	120,786	175,019
16-24 years	10,508	4,444	14,952
25-34 years	10,842	8,238	19,080
35-44 years	11,143	13,704	24,847
45-54 years	8,792	19,620	28,412
55-64 years	7,030	26,499	33,529
65-74 years	3,396	28,846	32,242
75-84 years	1,719	14,085	15,804
85+ years	803	5,350	6,153
Race	54,233	120,786	175,019
White	33,637	86,009	119,646
Black	3,913	7,727	11,640
American Indian/Alaskan	252	522	774
Other	8,945	16,906	25,851
Unknown	7,486	9,622	17,108
Other race includes Asian, native Hawaiian/Pacific Islander, or other.			
Ethnicity	54,233	120,786	175,019
Hispanic	9,565	12,795	22,360
Non-Hispanic	28,797	77,686	106,483
Unknown	15,871	30,305	46,176
Gender	54,233	120,786	175,019
Female	27,751	69,541	97,292
Male	26,249	51,140	77,389
Unknown	233	105	338



COVID-19: St. Johns County vaccine summary

Vaccination data through Apr 28, 2021 as of Apr 29, 2021 at 12:05 AM

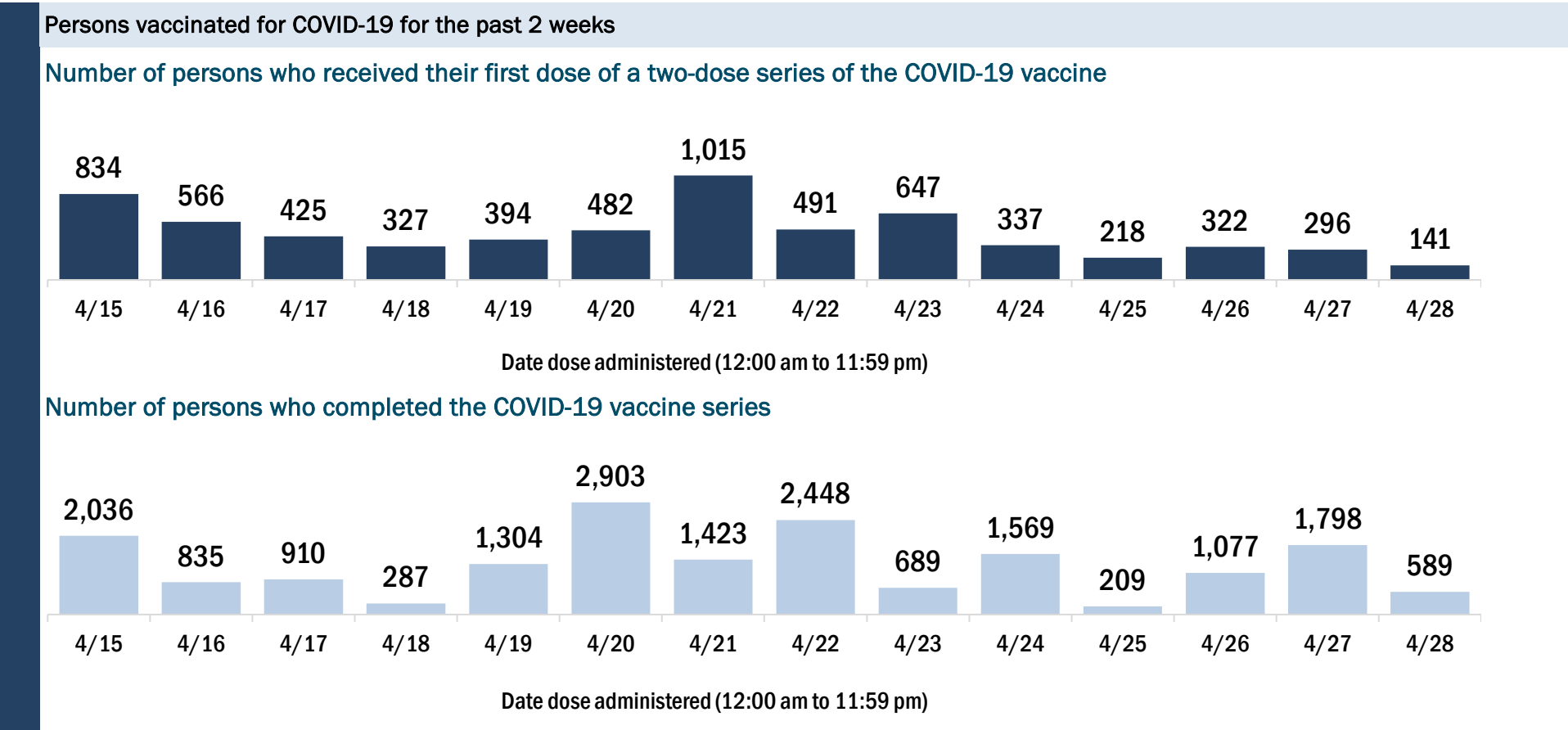
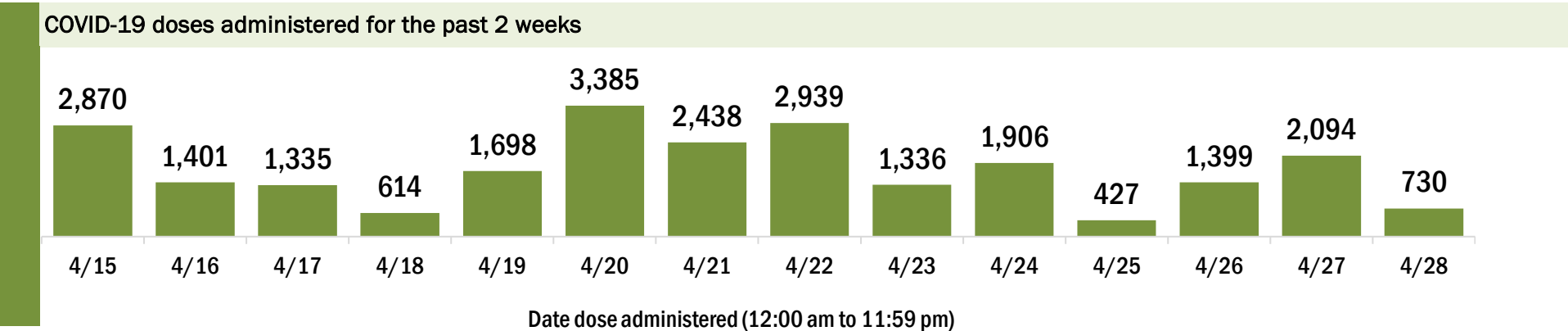
Data in this report are provisional and subject to change.

Data in this summary pertain to COVID-19 vaccines approved by the U.S. Food and Drug Administration and have been issued an Emergency Use Authorization (Janssen COVID-19 Vaccine, Moderna COVID-19 Vaccine and Pfizer-BioNTech COVID-19 Vaccine). These data summarize the number of people who have received either their first dose or have completed the series for a COVID-19 vaccine. **A person can only be counted in one category, first dose or series complete.** For persons receiving Moderna or Pfizer vaccines, once they receive their second dose, they are moved from the first dose column to the series completed column. **Because of this, the total first dose category may show a change from report to report not matching the total receiving their first dose from the previous day.** Persons receiving Johnson & Johnson vaccines will always be counted in the series completed column.

COVID-19 doses for vaccinated persons in Florida	
Doses administered	216,917
People receiving one dose of a 1-dose series (Johnson & Johnson) or receiving only one dose of a 2-dose series (Moderna, Pfizer) count once. Persons receiving both doses of a 2-dose series count twice.	

Current status of persons vaccinated for COVID-19 in Florida	
Total people vaccinated	123,683
First dose	25,122
Series completed	98,561
Completed 1-dose series	5,327
Completed 2-dose series	93,234
First dose: current number of people who have only received their first dose of the Moderna or Pfizer vaccine.	
Series complete: current number of people who have received both Moderna or Pfizer vaccine doses or one Johnson & Johnson dose and are considered fully immunized.	

Demographic summary	First dose	Series complete	Total people vaccinated
Age group	25,122	98,561	123,683
16-24 years	4,513	2,959	7,472
25-34 years	3,309	4,458	7,767
35-44 years	5,048	10,675	15,723
45-54 years	4,443	14,385	18,828
55-64 years	3,763	20,885	24,648
65-74 years	2,331	27,851	30,182
75-84 years	1,202	13,529	14,731
85+ years	513	3,819	4,332
Race	25,122	98,561	123,683
White	16,103	74,621	90,724
Black	986	2,830	3,816
American Indian/Alaskan	79	271	350
Other	2,994	9,213	12,207
Unknown	4,960	11,626	16,586
Other race includes Asian, native Hawaiian/Pacific Islander, or other.			
Ethnicity	25,122	98,561	123,683
Hispanic	1,722	3,742	5,464
Non-Hispanic	14,049	66,189	80,238
Unknown	9,351	28,630	37,981
Gender	25,122	98,561	123,683
Female	13,095	54,830	67,925
Male	12,007	43,714	55,721
Unknown	20	17	37



COVID-19: St. Lucie County vaccine summary

Vaccination data through Apr 28, 2021 as of Apr 29, 2021 at 12:05 AM

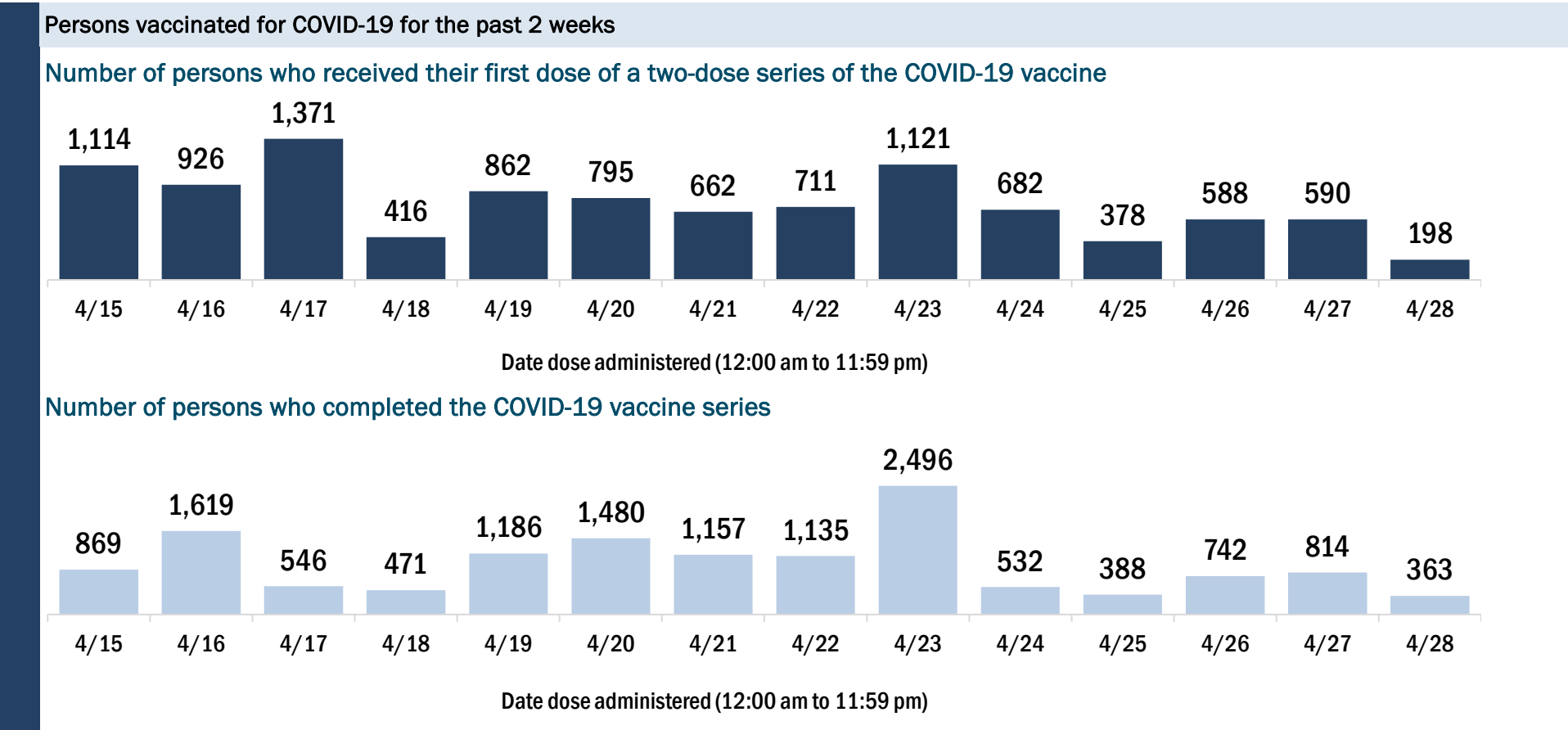
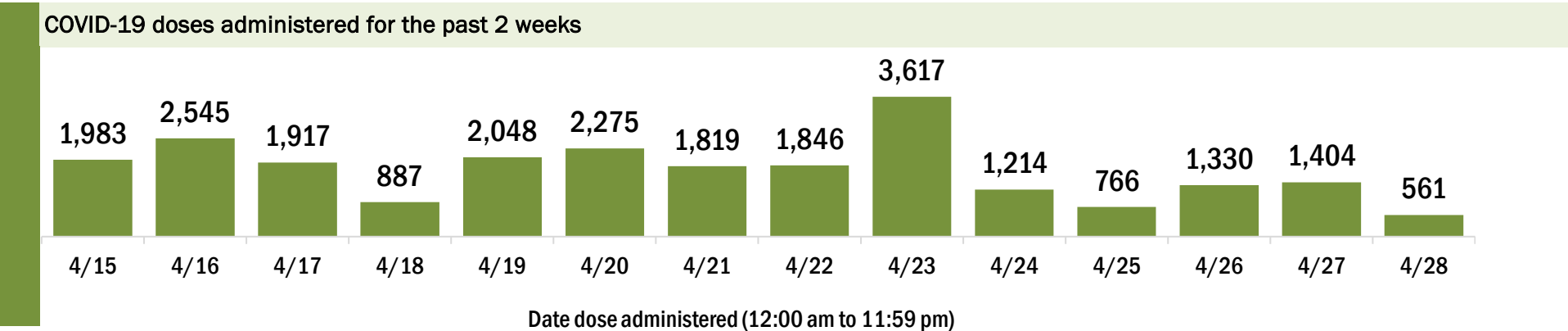
Data in this report are provisional and subject to change.

Data in this summary pertain to COVID-19 vaccines approved by the U.S. Food and Drug Administration and have been issued an Emergency Use Authorization (Janssen COVID-19 Vaccine, Moderna COVID-19 Vaccine and Pfizer-BioNTech COVID-19 Vaccine). These data summarize the number of people who have received either their first dose or have completed the series for a COVID-19 vaccine. **A person can only be counted in one category, first dose or series complete.** For persons receiving Moderna or Pfizer vaccines, once they receive their second dose, they are moved from the first dose column to the series completed column. **Because of this, the total first dose category may show a change from report to report not matching the total receiving their first dose from the previous day.** Persons receiving Johnson & Johnson vaccines will always be counted in the series completed column.

COVID-19 doses for vaccinated persons in Florida	
Doses administered	193,133
People receiving one dose of a 1-dose series (Johnson & Johnson) or receiving only one dose of a 2-dose series (Moderna, Pfizer) count once. Persons receiving both doses of a 2-dose series count twice.	

Current status of persons vaccinated for COVID-19 in Florida	
Total people vaccinated	118,423
First dose	40,139
Series completed	78,284
Completed 1-dose series	3,574
Completed 2-dose series	74,710
First dose: current number of people who have only received their first dose of the Moderna or Pfizer vaccine.	
Series complete: current number of people who have received both Moderna or Pfizer vaccine doses or one Johnson & Johnson dose and are considered fully immunized.	

Demographic summary	First dose	Series complete	Total people vaccinated
Age group	40,139	78,284	118,423
16-24 years	3,570	1,134	4,704
25-34 years	3,816	2,413	6,229
35-44 years	4,982	4,165	9,147
45-54 years	6,500	7,553	14,053
55-64 years	9,218	15,212	24,430
65-74 years	6,855	27,400	34,255
75-84 years	3,866	15,680	19,546
85+ years	1,332	4,727	6,059
Race	40,139	78,284	118,423
White	24,868	51,336	76,204
Black	4,169	7,263	11,432
American Indian/Alaskan	207	355	562
Other	4,131	7,040	11,171
Unknown	6,764	12,290	19,054
Other race includes Asian, native Hawaiian/Pacific Islander, or other.			
Ethnicity	40,139	78,284	118,423
Hispanic	6,419	6,550	12,969
Non-Hispanic	19,574	44,537	64,111
Unknown	14,146	27,197	41,343
Gender	40,139	78,284	118,423
Female	21,316	44,784	66,100
Male	18,726	33,429	52,155
Unknown	97	71	168



COVID-19: Sumter County vaccine summary

Vaccination data through Apr 28, 2021 as of Apr 29, 2021 at 12:05 AM

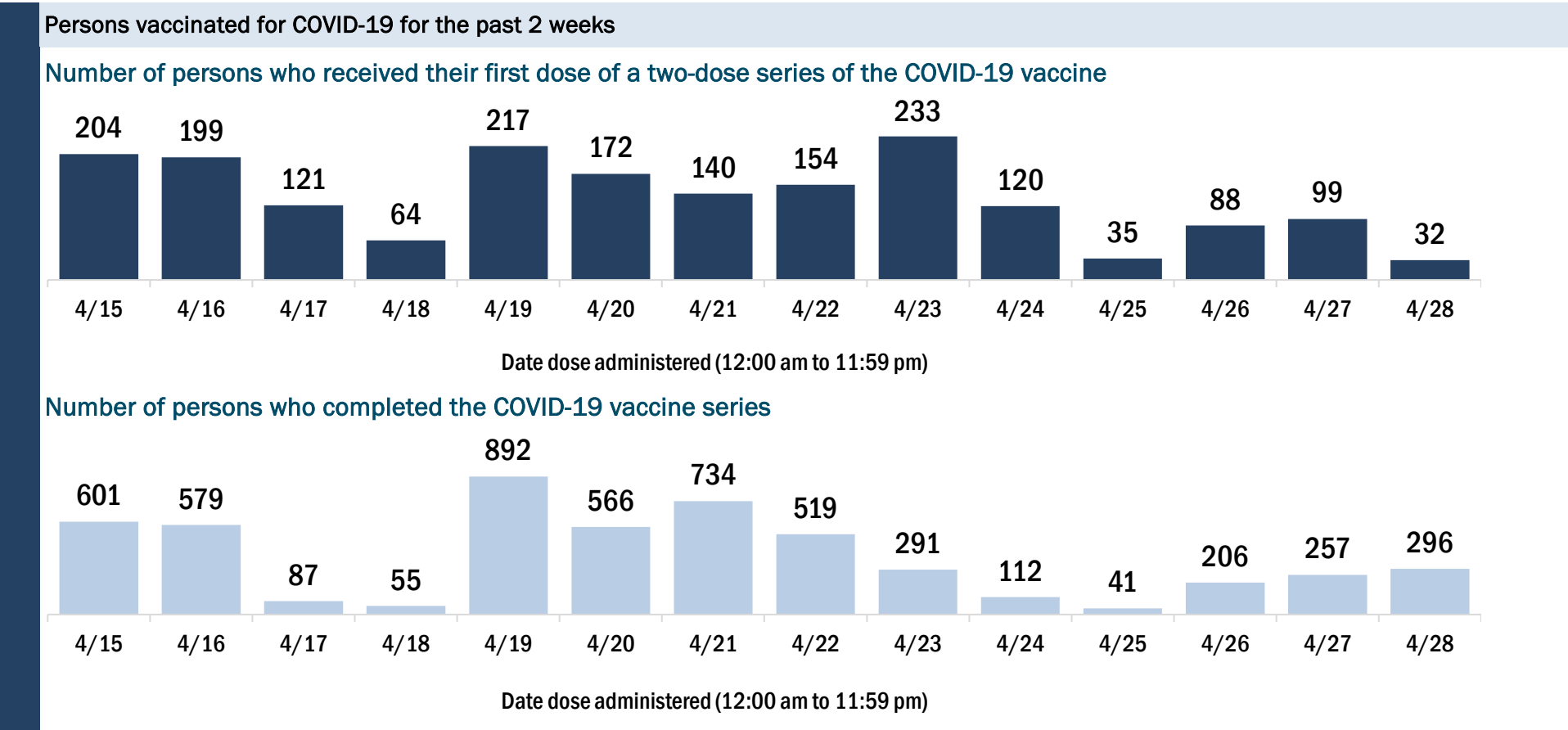
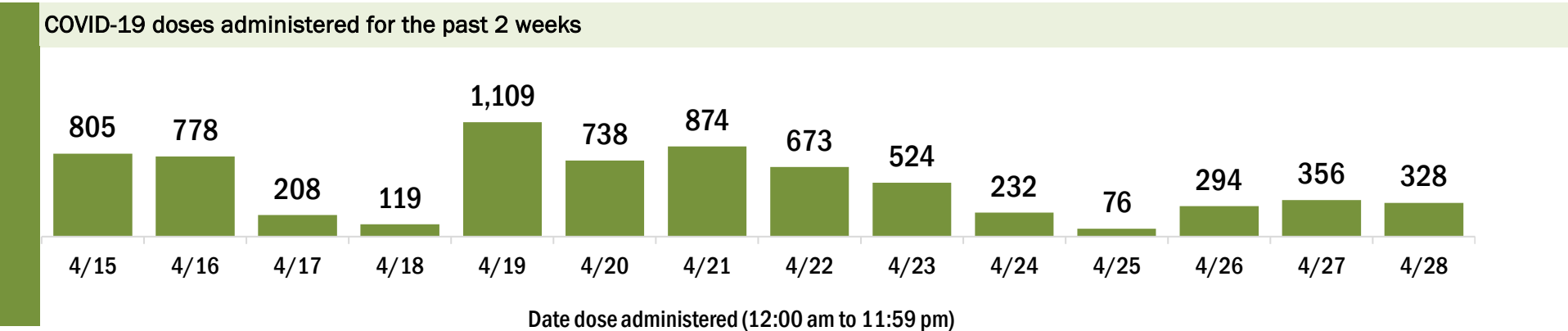
Data in this report are provisional and subject to change.

Data in this summary pertain to COVID-19 vaccines approved by the U.S. Food and Drug Administration and have been issued an Emergency Use Authorization (Janssen COVID-19 Vaccine, Moderna COVID-19 Vaccine and Pfizer-BioNTech COVID-19 Vaccine). These data summarize the number of people who have received either their first dose or have completed the series for a COVID-19 vaccine. **A person can only be counted in one category, first dose or series complete.** For persons receiving Moderna or Pfizer vaccines, once they receive their second dose, they are moved from the first dose column to the series completed column. **Because of this, the total first dose category may show a change from report to report not matching the total receiving their first dose from the previous day.** Persons receiving Johnson & Johnson vaccines will always be counted in the series completed column.

COVID-19 doses for vaccinated persons in Florida	
Doses administered	149,125
People receiving one dose of a 1-dose series (Johnson & Johnson) or receiving only one dose of a 2-dose series (Moderna, Pfizer) count once. Persons receiving both doses of a 2-dose series count twice.	

Current status of persons vaccinated for COVID-19 in Florida	
Total people vaccinated	83,024
First dose	12,893
Series completed	70,131
Completed 1-dose series	4,030
Completed 2-dose series	66,101
First dose: current number of people who have only received their first dose of the Moderna or Pfizer vaccine.	
Series complete: current number of people who have received both Moderna or Pfizer vaccine doses or one Johnson & Johnson dose and are considered fully immunized.	

Demographic summary	First dose	Series complete	Total people vaccinated
Age group	12,893	70,131	83,024
16-24 years	340	153	493
25-34 years	622	302	924
35-44 years	826	516	1,342
45-54 years	1,253	1,305	2,558
55-64 years	2,798	7,883	10,681
65-74 years	3,695	33,456	37,151
75-84 years	2,707	22,707	25,414
85+ years	652	3,809	4,461
Race	12,893	70,131	83,024
White	9,550	59,265	68,815
Black	552	798	1,350
American Indian/Alaskan	32	150	182
Other	959	2,609	3,568
Unknown	1,800	7,309	9,109
Other race includes Asian, native Hawaiian/Pacific Islander, or other.			
Ethnicity	12,893	70,131	83,024
Hispanic	565	1,110	1,675
Non-Hispanic	8,130	46,984	55,114
Unknown	4,198	22,037	26,235
Gender	12,893	70,131	83,024
Female	6,679	39,182	45,861
Male	6,154	30,931	37,085
Unknown	60	18	78



COVID-19: Suwannee County vaccine summary

Vaccination data through Apr 28, 2021 as of Apr 29, 2021 at 12:05 AM

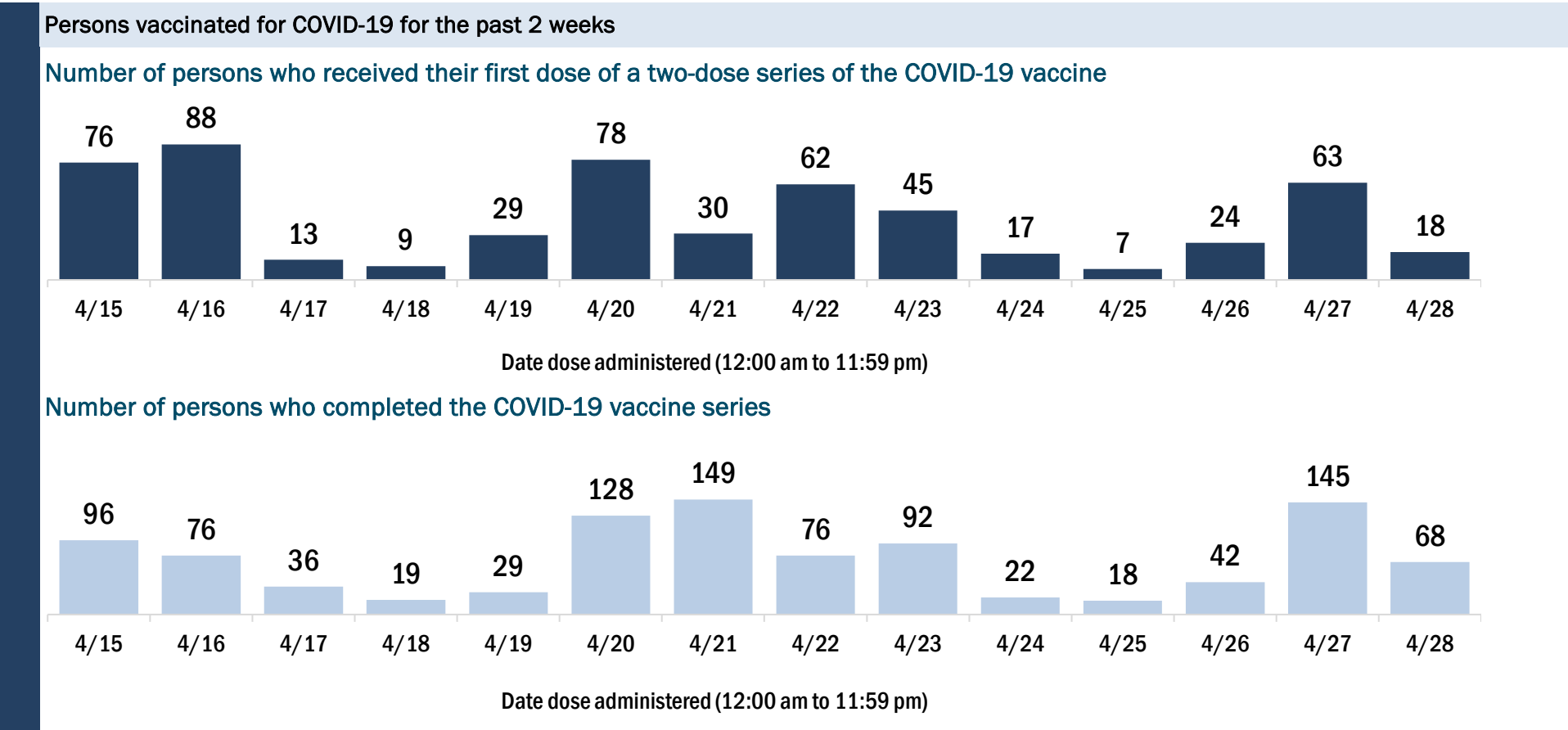
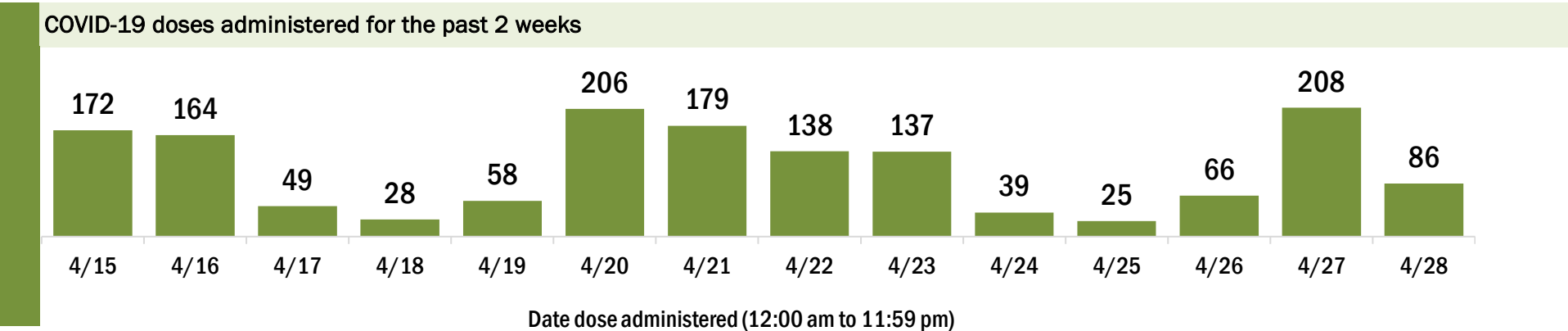
Data in this report are provisional and subject to change.

Data in this summary pertain to COVID-19 vaccines approved by the U.S. Food and Drug Administration and have been issued an Emergency Use Authorization (Janssen COVID-19 Vaccine, Moderna COVID-19 Vaccine and Pfizer-BioNTech COVID-19 Vaccine). These data summarize the number of people who have received either their first dose or have completed the series for a COVID-19 vaccine. **A person can only be counted in one category, first dose or series complete.** For persons receiving Moderna or Pfizer vaccines, once they receive their second dose, they are moved from the first dose column to the series completed column. **Because of this, the total first dose category may show a change from report to report not matching the total receiving their first dose from the previous day.** Persons receiving Johnson & Johnson vaccines will always be counted in the series completed column.

COVID-19 doses for vaccinated persons in Florida	
Doses administered	17,045
People receiving one dose of a 1-dose series (Johnson & Johnson) or receiving only one dose of a 2-dose series (Moderna, Pfizer) count once. Persons receiving both doses of a 2-dose series count twice.	

Current status of persons vaccinated for COVID-19 in Florida	
Total people vaccinated	9,948
First dose	2,238
Series completed	7,710
Completed 1-dose series	613
Completed 2-dose series	7,097
First dose: current number of people who have only received their first dose of the Moderna or Pfizer vaccine.	
Series complete: current number of people who have received both Moderna or Pfizer vaccine doses or one Johnson & Johnson dose and are considered fully immunized.	

Demographic summary	First dose	Series complete	Total people vaccinated
Age group	2,238	7,710	9,948
16-24 years	197	105	302
25-34 years	256	178	434
35-44 years	313	327	640
45-54 years	373	601	974
55-64 years	585	1,586	2,171
65-74 years	277	2,693	2,970
75-84 years	172	1,664	1,836
85+ years	65	556	621
Race	2,238	7,710	9,948
White	1,372	5,377	6,749
Black	362	607	969
American Indian/Alaskan	6	8	14
Other	216	513	729
Unknown	282	1,205	1,487
Other race includes Asian, native Hawaiian/Pacific Islander, or other.			
Ethnicity	2,238	7,710	9,948
Hispanic	197	278	475
Non-Hispanic	1,318	4,114	5,432
Unknown	723	3,318	4,041
Gender	2,238	7,710	9,948
Female	1,001	4,475	5,476
Male	1,237	3,235	4,472
Unknown	0	0	0



COVID-19: Taylor County vaccine summary

Vaccination data through Apr 28, 2021 as of Apr 29, 2021 at 12:05 AM

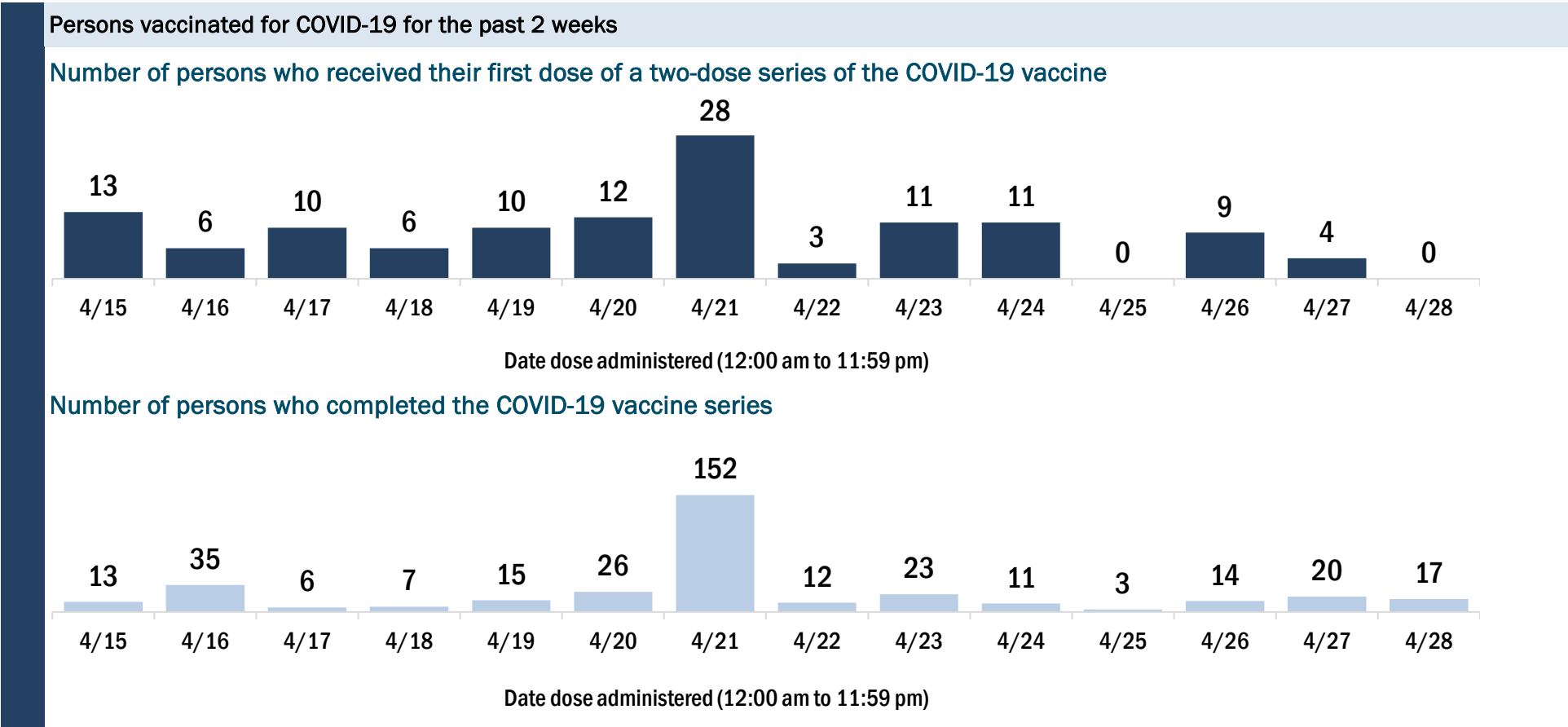
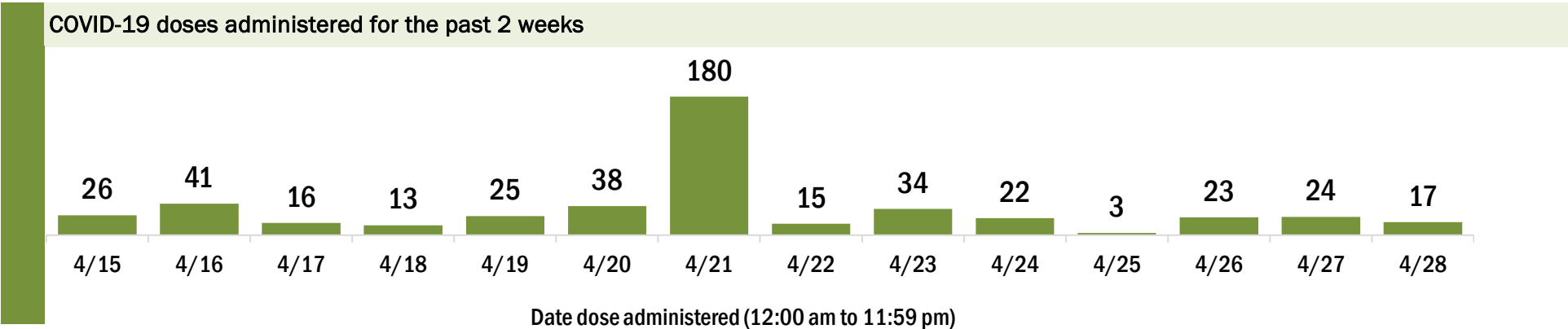
Data in this report are provisional and subject to change.

Data in this summary pertain to COVID-19 vaccines approved by the U.S. Food and Drug Administration and have been issued an Emergency Use Authorization (Janssen COVID-19 Vaccine, Moderna COVID-19 Vaccine and Pfizer-BioNTech COVID-19 Vaccine). These data summarize the number of people who have received either their first dose or have completed the series for a COVID-19 vaccine. **A person can only be counted in one category, first dose or series complete.** For persons receiving Moderna or Pfizer vaccines, once they receive their second dose, they are moved from the first dose column to the series completed column. **Because of this, the total first dose category may show a change from report to report not matching the total receiving their first dose from the previous day.** Persons receiving Johnson & Johnson vaccines will always be counted in the series completed column.

COVID-19 doses for vaccinated persons in Florida	
Doses administered	8,892
People receiving one dose of a 1-dose series (Johnson & Johnson) or receiving only one dose of a 2-dose series (Moderna, Pfizer) count once. Persons receiving both doses of a 2-dose series count twice.	

Current status of persons vaccinated for COVID-19 in Florida	
Total people vaccinated	5,556
First dose	1,946
Series completed	3,610
Completed 1-dose series	274
Completed 2-dose series	3,336
First dose: current number of people who have only received their first dose of the Moderna or Pfizer vaccine.	
Series complete: current number of people who have received both Moderna or Pfizer vaccine doses or one Johnson & Johnson dose and are considered fully immunized.	

Demographic summary	First dose	Series complete	Total people vaccinated
Age group	1,946	3,610	5,556
16-24 years	59	48	107
25-34 years	154	97	251
35-44 years	252	136	388
45-54 years	312	277	589
55-64 years	531	738	1,269
65-74 years	406	1,336	1,742
75-84 years	179	764	943
85+ years	53	214	267
Race	1,946	3,610	5,556
White	1,306	2,685	3,991
Black	366	429	795
American Indian/Alaskan	13	33	46
Other	116	231	347
Unknown	145	232	377
Other race includes Asian, native Hawaiian/Pacific Islander, or other.			
Ethnicity	1,946	3,610	5,556
Hispanic	45	53	98
Non-Hispanic	1,042	2,337	3,379
Unknown	859	1,220	2,079
Gender	1,946	3,610	5,556
Female	839	1,998	2,837
Male	1,104	1,612	2,716
Unknown	3	0	3



COVID-19: Union County vaccine summary

Vaccination data through Apr 28, 2021 as of Apr 29, 2021 at 12:05 AM

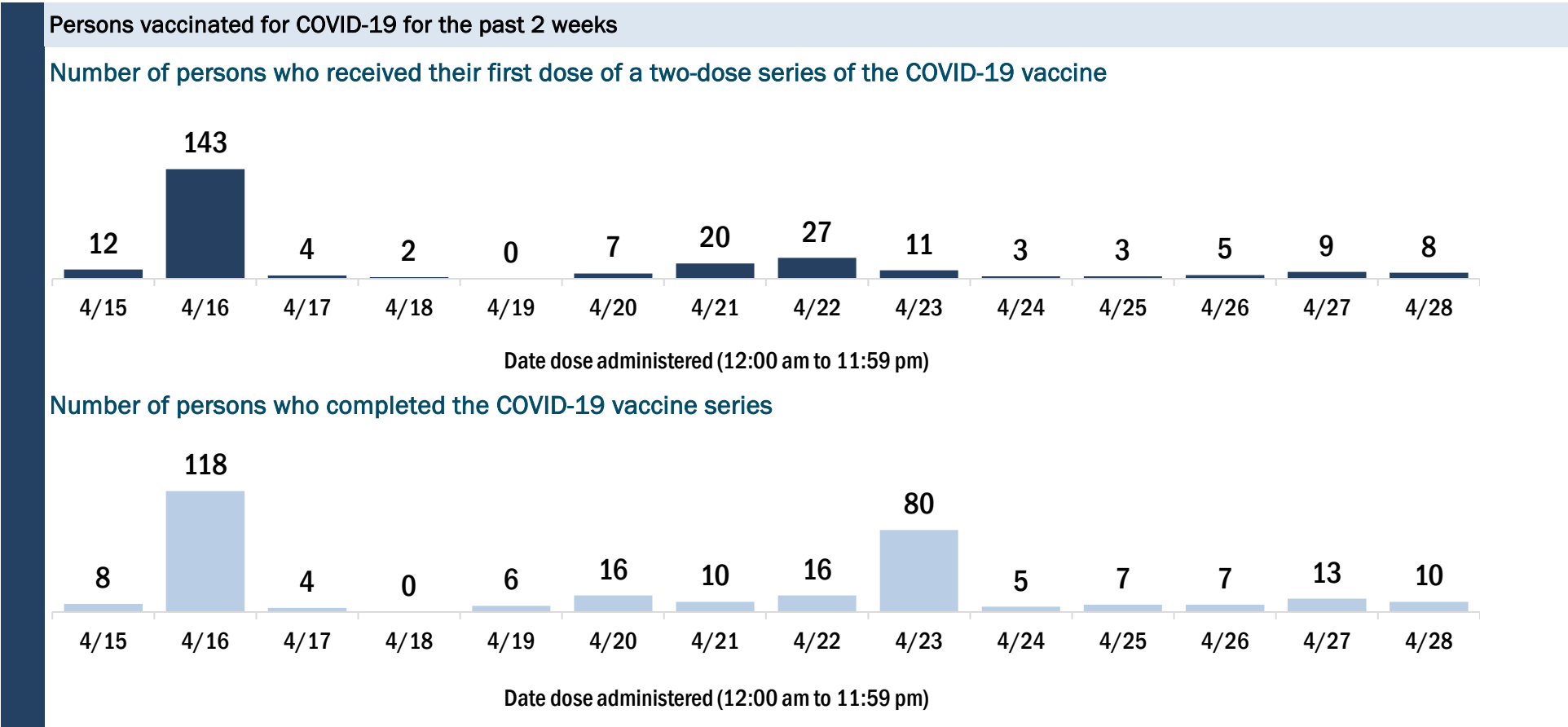
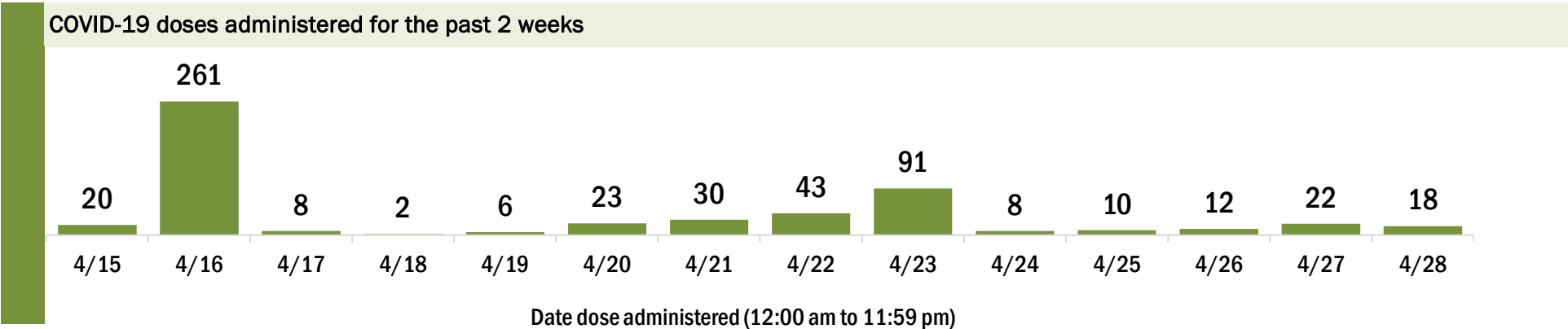
Data in this report are provisional and subject to change.

Data in this summary pertain to COVID-19 vaccines approved by the U.S. Food and Drug Administration and have been issued an Emergency Use Authorization (Janssen COVID-19 Vaccine, Moderna COVID-19 Vaccine and Pfizer-BioNTech COVID-19 Vaccine). These data summarize the number of people who have received either their first dose or have completed the series for a COVID-19 vaccine. **A person can only be counted in one category, first dose or series complete.** For persons receiving Moderna or Pfizer vaccines, once they receive their second dose, they are moved from the first dose column to the series completed column. **Because of this, the total first dose category may show a change from report to report not matching the total receiving their first dose from the previous day.** Persons receiving Johnson & Johnson vaccines will always be counted in the series completed column.

COVID-19 doses for vaccinated persons in Florida	
Doses administered	6,258
People receiving one dose of a 1-dose series (Johnson & Johnson) or receiving only one dose of a 2-dose series (Moderna, Pfizer) count once. Persons receiving both doses of a 2-dose series count twice.	

Current status of persons vaccinated for COVID-19 in Florida	
Total people vaccinated	4,573
First dose	2,774
Series completed	1,799
Completed 1-dose series	114
Completed 2-dose series	1,685
First dose: current number of people who have only received their first dose of the Moderna or Pfizer vaccine.	
Series complete: current number of people who have received both Moderna or Pfizer vaccine doses or one Johnson & Johnson dose and are considered fully immunized.	

Demographic summary	First dose	Series complete	Total people vaccinated
Age group	2,774	1,799	4,573
16-24 years	73	34	107
25-34 years	160	81	241
35-44 years	318	77	395
45-54 years	463	145	608
55-64 years	980	373	1,353
65-74 years	625	622	1,247
75-84 years	137	364	501
85+ years	18	103	121
Race	2,774	1,799	4,573
White	1,796	1,461	3,257
Black	819	162	981
American Indian/Alaskan	6	17	23
Other	109	120	229
Unknown	44	39	83
Other race includes Asian, native Hawaiian/Pacific Islander, or other.			
Ethnicity	2,774	1,799	4,573
Hispanic	108	41	149
Non-Hispanic	2,480	1,638	4,118
Unknown	186	120	306
Gender	2,774	1,799	4,573
Female	284	1,049	1,333
Male	2,485	750	3,235
Unknown	5	0	5



COVID-19: Volusia County vaccine summary

Vaccination data through Apr 28, 2021 as of Apr 29, 2021 at 12:05 AM

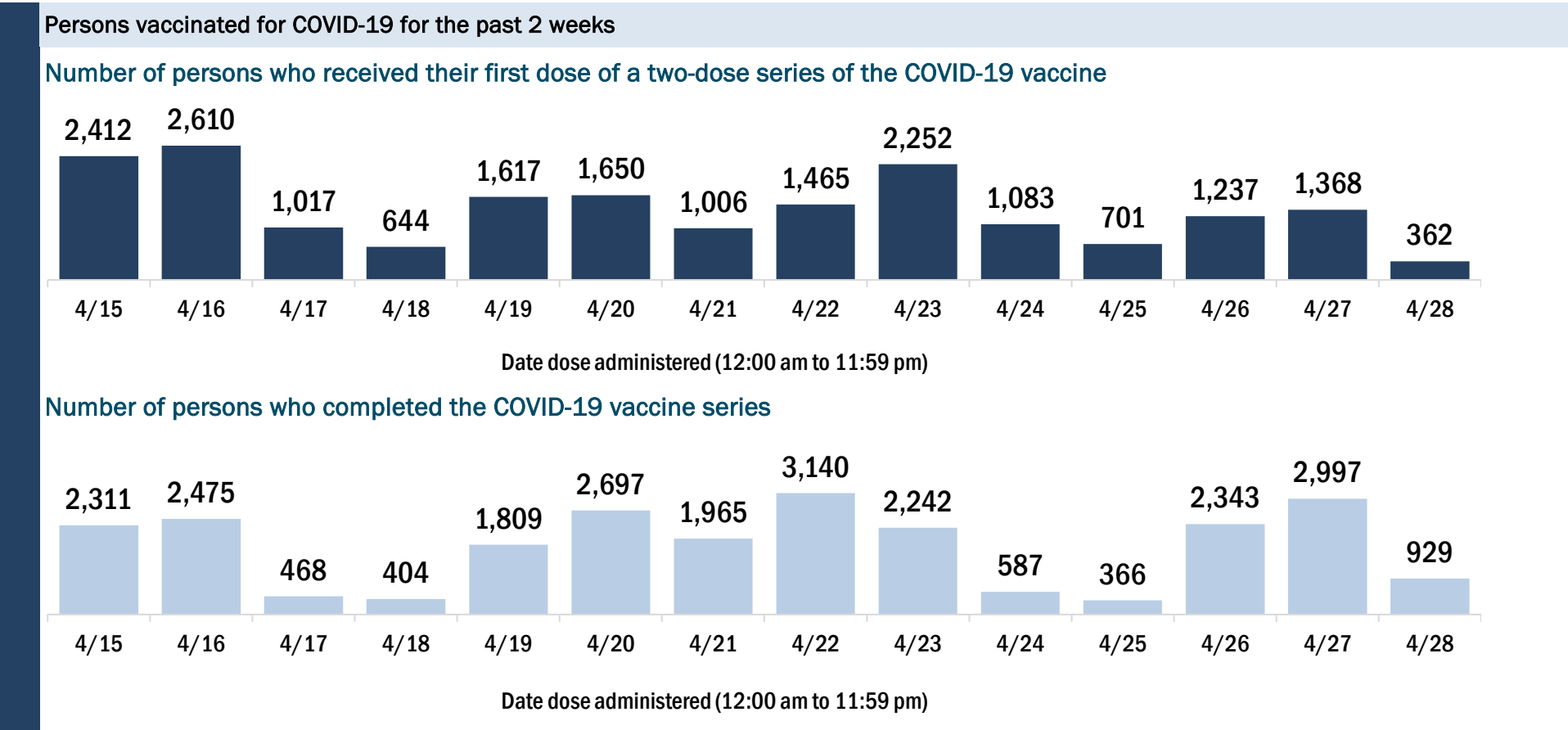
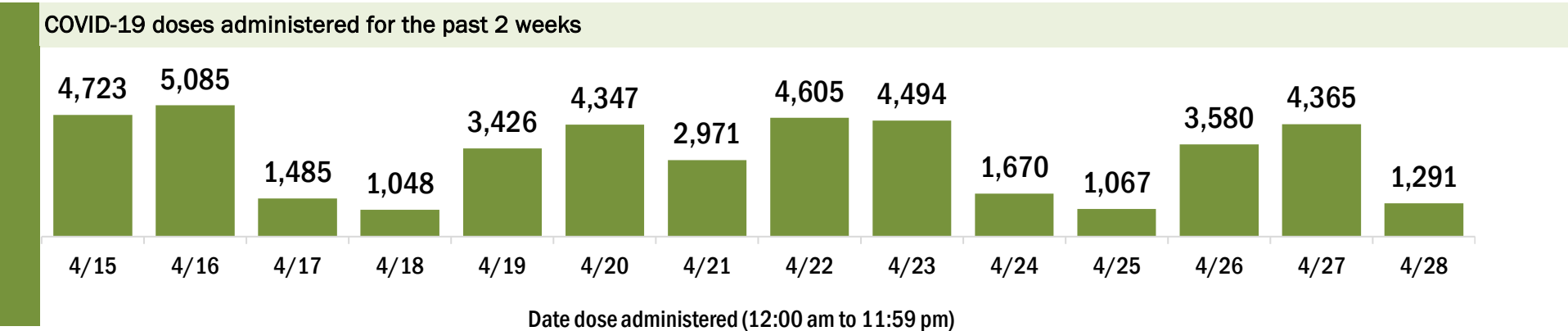
Data in this report are provisional and subject to change.

Data in this summary pertain to COVID-19 vaccines approved by the U.S. Food and Drug Administration and have been issued an Emergency Use Authorization (Janssen COVID-19 Vaccine, Moderna COVID-19 Vaccine and Pfizer-BioNTech COVID-19 Vaccine). These data summarize the number of people who have received either their first dose or have completed the series for a COVID-19 vaccine. **A person can only be counted in one category, first dose or series complete.** For persons receiving Moderna or Pfizer vaccines, once they receive their second dose, they are moved from the first dose column to the series completed column. **Because of this, the total first dose category may show a change from report to report not matching the total receiving their first dose from the previous day.** Persons receiving Johnson & Johnson vaccines will always be counted in the series completed column.

COVID-19 doses for vaccinated persons in Florida	
Doses administered	340,435
People receiving one dose of a 1-dose series (Johnson & Johnson) or receiving only one dose of a 2-dose series (Moderna, Pfizer) count once. Persons receiving both doses of a 2-dose series count twice.	

Current status of persons vaccinated for COVID-19 in Florida	
Total people vaccinated	210,710
First dose	63,566
Series completed	147,144
Completed 1-dose series	17,419
Completed 2-dose series	129,725
First dose: current number of people who have only received their first dose of the Moderna or Pfizer vaccine.	
Series complete: current number of people who have received both Moderna or Pfizer vaccine doses or one Johnson & Johnson dose and are considered fully immunized.	

Demographic summary	First dose	Series complete	Total people vaccinated
Age group	63,566	147,144	210,710
16-24 years	7,027	2,854	9,881
25-34 years	6,700	5,035	11,735
35-44 years	8,124	7,189	15,313
45-54 years	10,353	13,147	23,500
55-64 years	14,272	30,050	44,322
65-74 years	10,339	50,504	60,843
75-84 years	4,963	28,461	33,424
85+ years	1,788	9,904	11,692
Race	63,566	147,144	210,710
White	40,808	98,066	138,874
Black	3,825	6,521	10,346
American Indian/Alaskan	206	485	691
Other	7,017	16,261	23,278
Unknown	11,710	25,811	37,521
Other race includes Asian, native Hawaiian/Pacific Islander, or other.			
Ethnicity	63,566	147,144	210,710
Hispanic	7,583	7,567	15,150
Non-Hispanic	33,252	76,775	110,027
Unknown	22,731	62,802	85,533
Gender	63,566	147,144	210,710
Female	32,307	84,149	116,456
Male	29,819	60,833	90,652
Unknown	1,440	2,162	3,602



COVID-19: Wakulla County vaccine summary

Vaccination data through Apr 28, 2021 as of Apr 29, 2021 at 12:05 AM

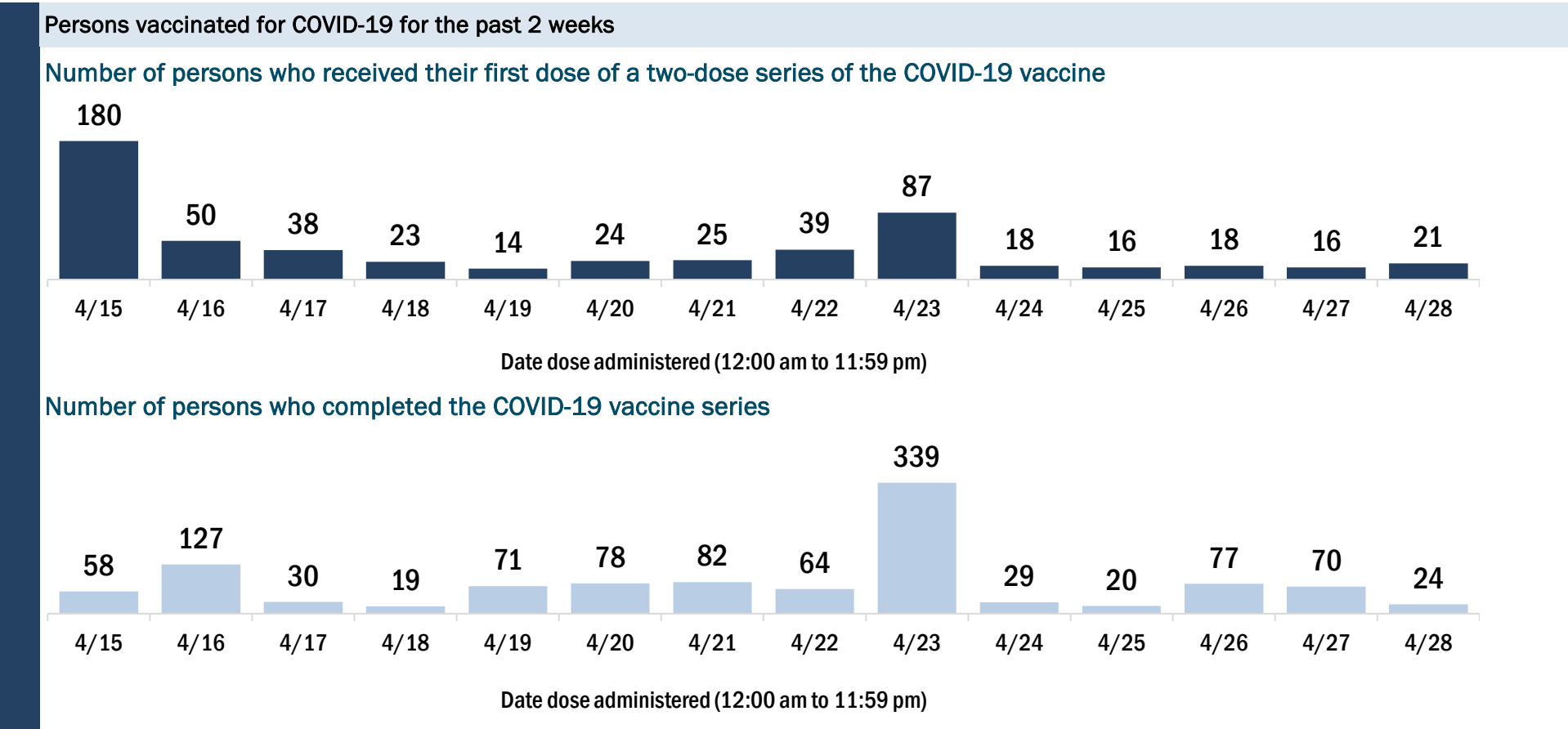
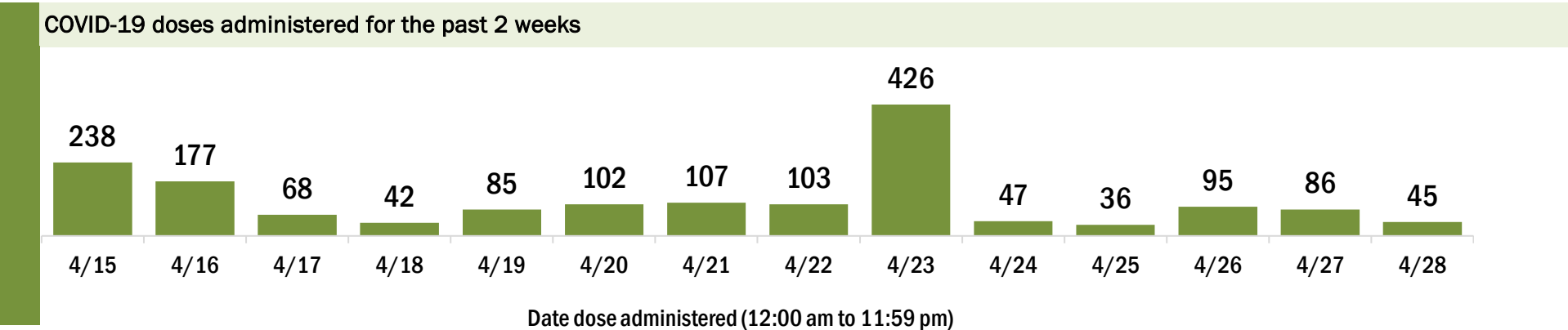
Data in this report are provisional and subject to change.

Data in this summary pertain to COVID-19 vaccines approved by the U.S. Food and Drug Administration and have been issued an Emergency Use Authorization (Janssen COVID-19 Vaccine, Moderna COVID-19 Vaccine and Pfizer-BioNTech COVID-19 Vaccine). These data summarize the number of people who have received either their first dose or have completed the series for a COVID-19 vaccine. **A person can only be counted in one category, first dose or series complete.** For persons receiving Moderna or Pfizer vaccines, once they receive their second dose, they are moved from the first dose column to the series completed column. **Because of this, the total first dose category may show a change from report to report not matching the total receiving their first dose from the previous day.** Persons receiving Johnson & Johnson vaccines will always be counted in the series completed column.

COVID-19 doses for vaccinated persons in Florida	
Doses administered	17,560
People receiving one dose of a 1-dose series (Johnson & Johnson) or receiving only one dose of a 2-dose series (Moderna, Pfizer) count once. Persons receiving both doses of a 2-dose series count twice.	

Current status of persons vaccinated for COVID-19 in Florida	
Total people vaccinated	10,688
First dose	3,343
Series completed	7,345
Completed 1-dose series	473
Completed 2-dose series	6,872
First dose: current number of people who have only received their first dose of the Moderna or Pfizer vaccine.	
Series complete: current number of people who have received both Moderna or Pfizer vaccine doses or one Johnson & Johnson dose and are considered fully immunized.	

Demographic summary	First dose	Series complete	Total people vaccinated
Age group	3,343	7,345	10,688
16-24 years	244	148	392
25-34 years	444	301	745
35-44 years	565	527	1,092
45-54 years	663	863	1,526
55-64 years	728	1,644	2,372
65-74 years	441	2,455	2,896
75-84 years	199	1,137	1,336
85+ years	59	270	329
Race	3,343	7,345	10,688
White	2,397	5,452	7,849
Black	544	547	1,091
American Indian/Alaskan	12	33	45
Other	191	931	1,122
Unknown	199	382	581
Other race includes Asian, native Hawaiian/Pacific Islander, or other.			
Ethnicity	3,343	7,345	10,688
Hispanic	84	129	213
Non-Hispanic	1,841	5,846	7,687
Unknown	1,418	1,370	2,788
Gender	3,343	7,345	10,688
Female	1,332	4,108	5,440
Male	2,010	3,236	5,246
Unknown	1	1	2



COVID-19: Walton County vaccine summary

Vaccination data through Apr 28, 2021 as of Apr 29, 2021 at 12:05 AM

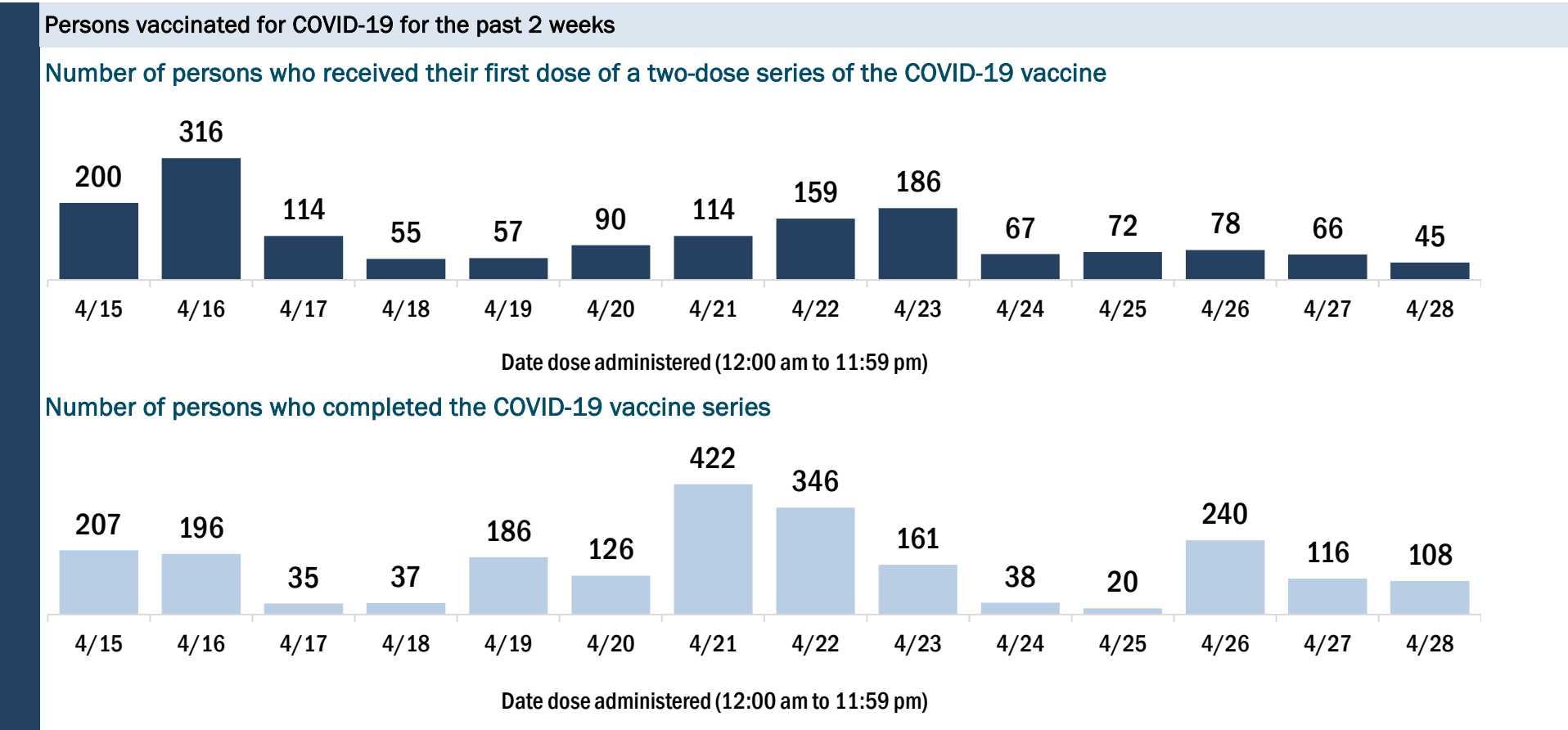
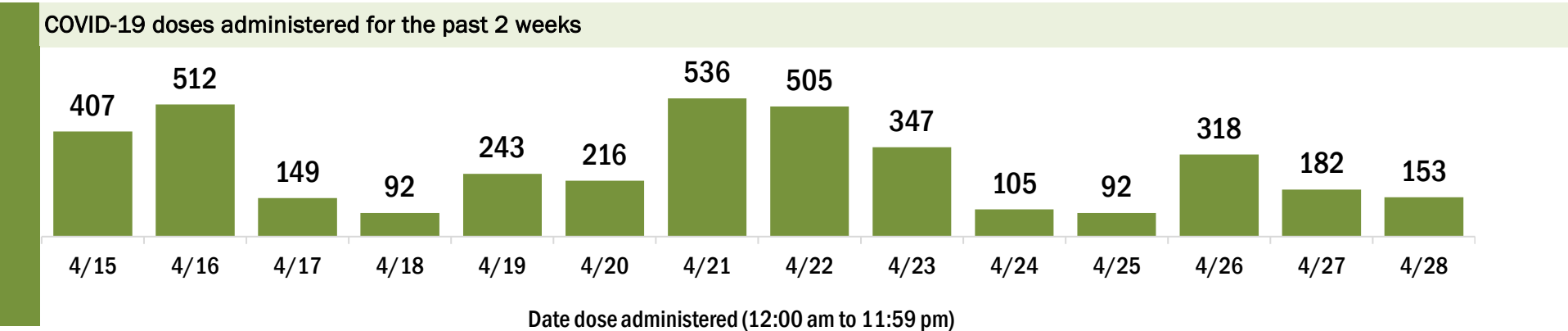
Data in this report are provisional and subject to change.

Data in this summary pertain to COVID-19 vaccines approved by the U.S. Food and Drug Administration and have been issued an Emergency Use Authorization (Janssen COVID-19 Vaccine, Moderna COVID-19 Vaccine and Pfizer-BioNTech COVID-19 Vaccine). These data summarize the number of people who have received either their first dose or have completed the series for a COVID-19 vaccine. **A person can only be counted in one category, first dose or series complete.** For persons receiving Moderna or Pfizer vaccines, once they receive their second dose, they are moved from the first dose column to the series completed column. **Because of this, the total first dose category may show a change from report to report not matching the total receiving their first dose from the previous day.** Persons receiving Johnson & Johnson vaccines will always be counted in the series completed column.

COVID-19 doses for vaccinated persons in Florida	
Doses administered	38,184
People receiving one dose of a 1-dose series (Johnson & Johnson) or receiving only one dose of a 2-dose series (Moderna, Pfizer) count once. Persons receiving both doses of a 2-dose series count twice.	

Current status of persons vaccinated for COVID-19 in Florida	
Total people vaccinated	23,169
First dose	7,086
Series completed	16,083
Completed 1-dose series	1,068
Completed 2-dose series	15,015
First dose: current number of people who have only received their first dose of the Moderna or Pfizer vaccine.	
Series complete: current number of people who have received both Moderna or Pfizer vaccine doses or one Johnson & Johnson dose and are considered fully immunized.	

Demographic summary	First dose	Series complete	Total people vaccinated
Age group	7,086	16,083	23,169
16-24 years	506	193	699
25-34 years	710	449	1,159
35-44 years	1,053	934	1,987
45-54 years	1,231	1,596	2,827
55-64 years	1,652	3,799	5,451
65-74 years	1,246	5,910	7,156
75-84 years	552	2,509	3,061
85+ years	136	693	829
Race	7,086	16,083	23,169
White	5,094	12,178	17,272
Black	311	279	590
American Indian/Alaskan	24	63	87
Other	505	718	1,223
Unknown	1,152	2,845	3,997
Other race includes Asian, native Hawaiian/Pacific Islander, or other.			
Ethnicity	7,086	16,083	23,169
Hispanic	440	347	787
Non-Hispanic	4,466	10,618	15,084
Unknown	2,180	5,118	7,298
Gender	7,086	16,083	23,169
Female	3,521	8,852	12,373
Male	3,563	7,229	10,792
Unknown	2	2	4



COVID-19: Washington County vaccine summary

Vaccination data through Apr 28, 2021 as of Apr 29, 2021 at 12:05 AM

Data in this report are provisional and subject to change.

Data in this summary pertain to COVID-19 vaccines approved by the U.S. Food and Drug Administration and have been issued an Emergency Use Authorization (Janssen COVID-19 Vaccine, Moderna COVID-19 Vaccine and Pfizer-BioNTech COVID-19 Vaccine). These data summarize the number of people who have received either their first dose or have completed the series for a COVID-19 vaccine. **A person can only be counted in one category, first dose or series complete.** For persons receiving Moderna or Pfizer vaccines, once they receive their second dose, they are moved from the first dose column to the series completed column. **Because of this, the total first dose category may show a change from report to report not matching the total receiving their first dose from the previous day.** Persons receiving Johnson & Johnson vaccines will always be counted in the series completed column.

COVID-19 doses for vaccinated persons in Florida	
Doses administered	8,862
People receiving one dose of a 1-dose series (Johnson & Johnson) or receiving only one dose of a 2-dose series (Moderna, Pfizer) count once. Persons receiving both doses of a 2-dose series count twice.	

Current status of persons vaccinated for COVID-19 in Florida	
Total people vaccinated	5,356
First dose	1,517
Series completed	3,839
Completed 1-dose series	333
Completed 2-dose series	3,506
First dose: current number of people who have only received their first dose of the Moderna or Pfizer vaccine.	
Series complete: current number of people who have received both Moderna or Pfizer vaccine doses or one Johnson & Johnson dose and are considered fully immunized.	

Demographic summary	First dose	Series complete	Total people vaccinated
Age group	1,517	3,839	5,356
16-24 years	77	36	113
25-34 years	170	105	275
35-44 years	267	171	438
45-54 years	306	355	661
55-64 years	399	892	1,291
65-74 years	178	1,299	1,477
75-84 years	85	737	822
85+ years	35	244	279
Race	1,517	3,839	5,356
White	879	3,013	3,892
Black	189	387	576
American Indian/Alaskan	19	47	66
Other	51	183	234
Unknown	379	209	588
Other race includes Asian, native Hawaiian/Pacific Islander, or other.			
Ethnicity	1,517	3,839	5,356
Hispanic	56	65	121
Non-Hispanic	1,211	3,094	4,305
Unknown	250	680	930
Gender	1,517	3,839	5,356
Female	548	2,130	2,678
Male	968	1,709	2,677
Unknown	1	0	1

