

COVID-19: Florida vaccine summary

Vaccination data through Apr 27, 2021 as of Apr 28, 2021 at 12:05 AM

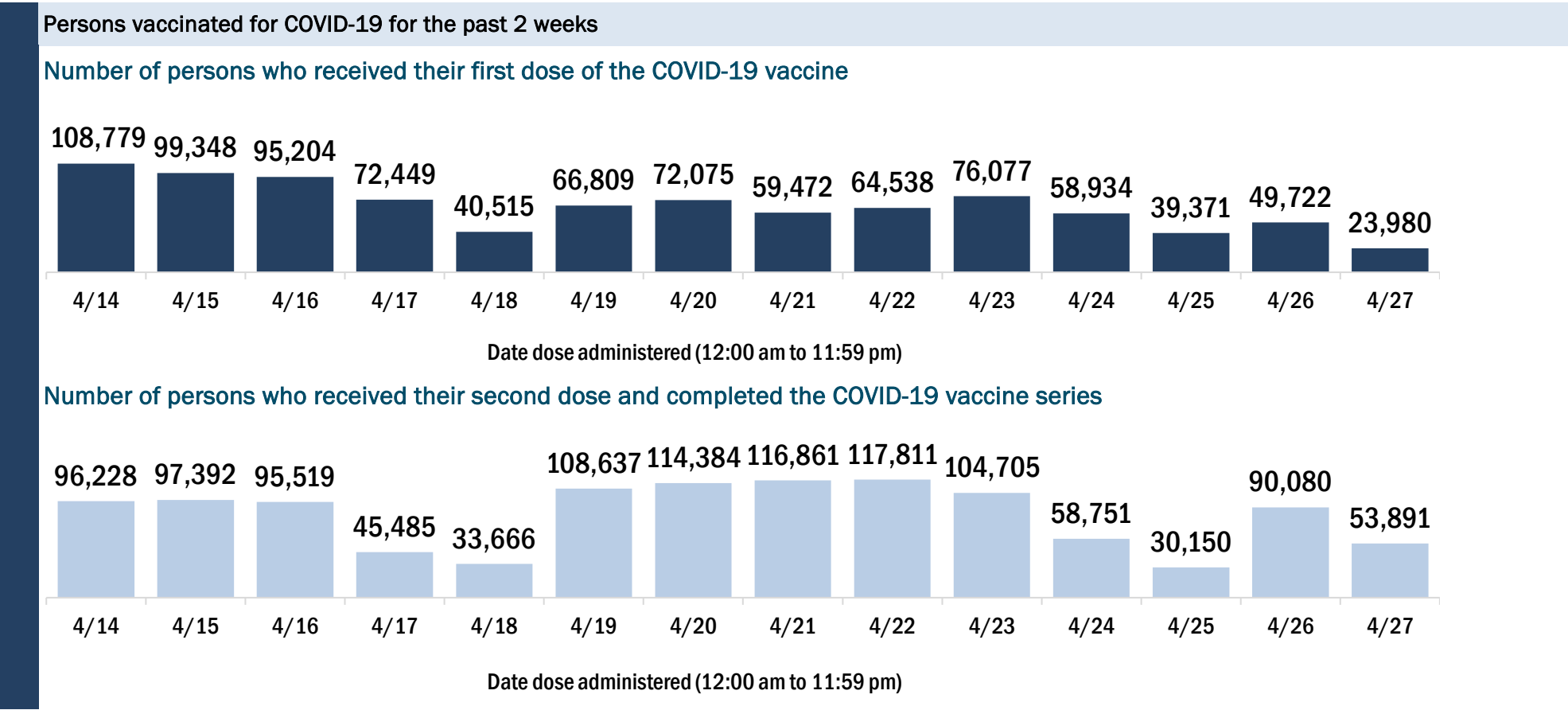
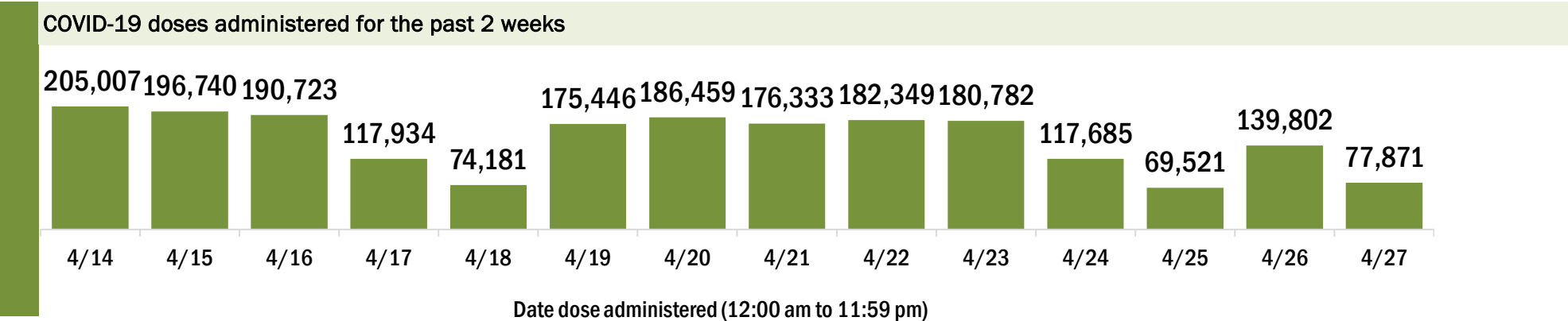
Data in this report are provisional and subject to change. Data are based on county of residence.

Data in this summary pertain to COVID-19 vaccines approved by the U.S. Food and Drug Administration and have been issued an Emergency Use Authorization (Janssen COVID-19 Vaccine, Moderna COVID-19 Vaccine and Pfizer-BioNTech COVID-19 Vaccine). These data summarize the number of people who have received either their first dose or have completed the series for a COVID-19 vaccine. **A person can only be counted in one category, first dose or series complete.** For persons receiving Moderna or Pfizer vaccines, once they receive their second dose, they are moved from the first dose column to the series completed column. **Because of this, the total first dose category may show a change from report to report not matching the total receiving their first dose from the previous day.** Persons receiving Johnson & Johnson vaccines will always be counted in the series completed column.

COVID-19 doses for vaccinated persons in Florida	
Doses administered	14,131,569
People receiving one dose of a 1-dose series (Johnson & Johnson) or receiving only one dose of a 2-dose series (Moderna, Pfizer) count once. Persons receiving both doses of a 2-dose series count twice.	

Current status of persons vaccinated for COVID-19 in Florida	
Total people vaccinated	8,684,024
First dose	2,698,487
Series completed	5,985,537
Completed 1-dose series	537,992
Completed 2-dose series	5,447,545
First dose: current number of people who have only received their first dose of the Moderna or Pfizer vaccine.	
Series complete: current number of people who have received both Moderna or Pfizer vaccine doses or one Johnson & Johnson dose and are considered fully immunized.	

Demographic summary	First dose	Series complete	Total people vaccinated
Age group	2,698,487	5,985,537	8,684,024
16-24 years	318,514	159,586	478,100
25-34 years	377,499	323,394	700,893
35-44 years	424,865	483,775	908,640
45-54 years	446,776	754,813	1,201,589
55-64 years	482,131	1,243,825	1,725,956
65-74 years	359,570	1,713,159	2,072,729
75-84 years	205,446	982,402	1,187,848
85+ years	83,686	324,583	408,269
Race	2,698,487	5,985,537	8,684,024
White	1,703,962	4,121,414	5,825,376
Black	202,643	392,082	594,725
American Indian/Alaskan	11,326	20,169	31,495
Other	319,513	608,482	927,995
Unknown	461,043	843,390	1,304,433
Other race includes Asian, native Hawaiian/Pacific Islander, or other.			
Ethnicity	2,698,487	5,985,537	8,684,024
Hispanic	567,962	814,089	1,382,051
Non-Hispanic	1,212,398	3,236,163	4,448,561
Unknown	918,127	1,935,285	2,853,412
Gender	2,698,487	5,985,537	8,684,024
Female	1,409,014	3,378,400	4,787,414
Male	1,276,447	2,598,436	3,874,883
Unknown	13,026	8,701	21,727



COVID-19: Alachua County vaccine summary

Vaccination data through Apr 27, 2021 as of Apr 28, 2021 at 12:05 AM

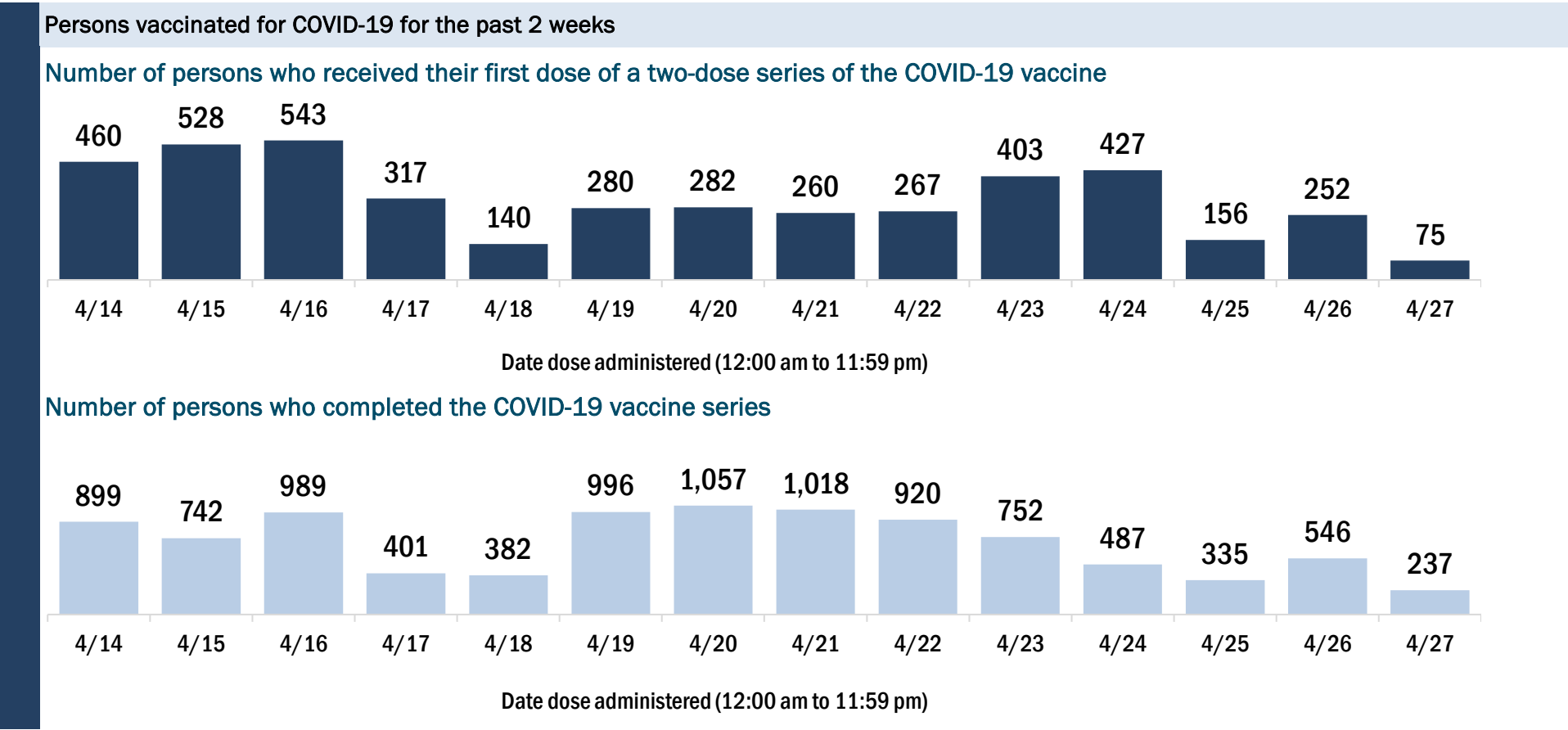
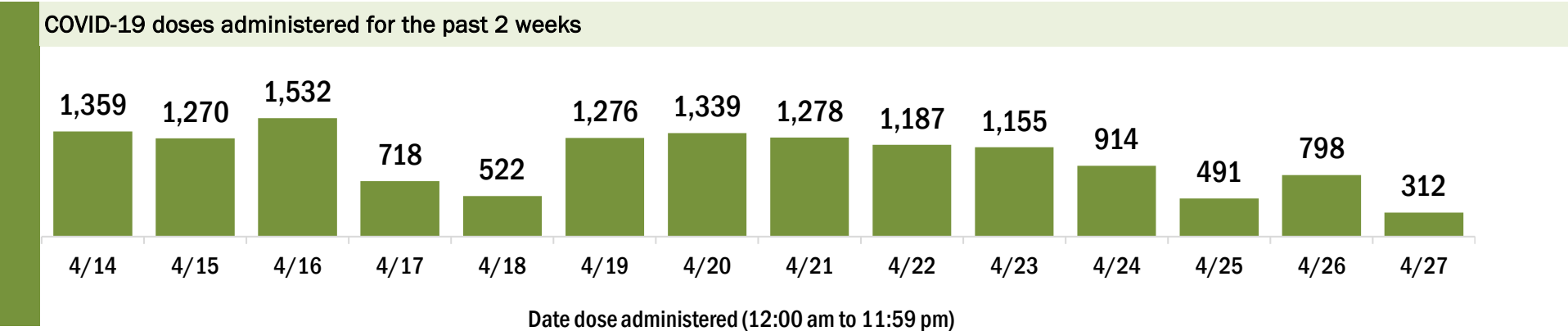
Data in this report are provisional and subject to change.

Data in this summary pertain to COVID-19 vaccines approved by the U.S. Food and Drug Administration and have been issued an Emergency Use Authorization (Janssen COVID-19 Vaccine, Moderna COVID-19 Vaccine and Pfizer-BioNTech COVID-19 Vaccine). These data summarize the number of people who have received either their first dose or have completed the series for a COVID-19 vaccine. **A person can only be counted in one category, first dose or series complete.** For persons receiving Moderna or Pfizer vaccines, once they receive their second dose, they are moved from the first dose column to the series completed column. **Because of this, the total first dose category may show a change from report to report not matching the total receiving their first dose from the previous day.** Persons receiving Johnson & Johnson vaccines will always be counted in the series completed column.

COVID-19 doses for vaccinated persons in Florida	
Doses administered	183,362
People receiving one dose of a 1-dose series (Johnson & Johnson) or receiving only one dose of a 2-dose series (Moderna, Pfizer) count once. Persons receiving both doses of a 2-dose series count twice.	

Current status of persons vaccinated for COVID-19 in Florida	
Total people vaccinated	109,095
First dose	30,522
Series completed	78,573
Completed 1-dose series	4,306
Completed 2-dose series	74,267
First dose: current number of people who have only received their first dose of the Moderna or Pfizer vaccine.	
Series complete: current number of people who have received both Moderna or Pfizer vaccine doses or one Johnson & Johnson dose and are considered fully immunized.	

Demographic summary	First dose	Series complete	Total people vaccinated
Age group	30,522	78,573	109,095
16-24 years	8,096	6,476	14,572
25-34 years	5,890	10,797	16,687
35-44 years	4,703	9,013	13,716
45-54 years	4,142	9,273	13,415
55-64 years	4,656	12,809	17,465
65-74 years	1,781	17,979	19,760
75-84 years	850	8,953	9,803
85+ years	404	3,273	3,677
Race	30,522	78,573	109,095
White	19,331	55,102	74,433
Black	3,540	7,627	11,167
American Indian/Alaskan	112	244	356
Other	4,996	11,559	16,555
Unknown	2,543	4,041	6,584
Other race includes Asian, native Hawaiian/Pacific Islander, or other.			
Ethnicity	30,522	78,573	109,095
Hispanic	3,766	5,258	9,024
Non-Hispanic	18,429	53,104	71,533
Unknown	8,327	20,211	28,538
Gender	30,522	78,573	109,095
Female	15,811	46,174	61,985
Male	14,643	32,363	47,006
Unknown	68	36	104



COVID-19: Baker County vaccine summary

Vaccination data through Apr 27, 2021 as of Apr 28, 2021 at 12:05 AM

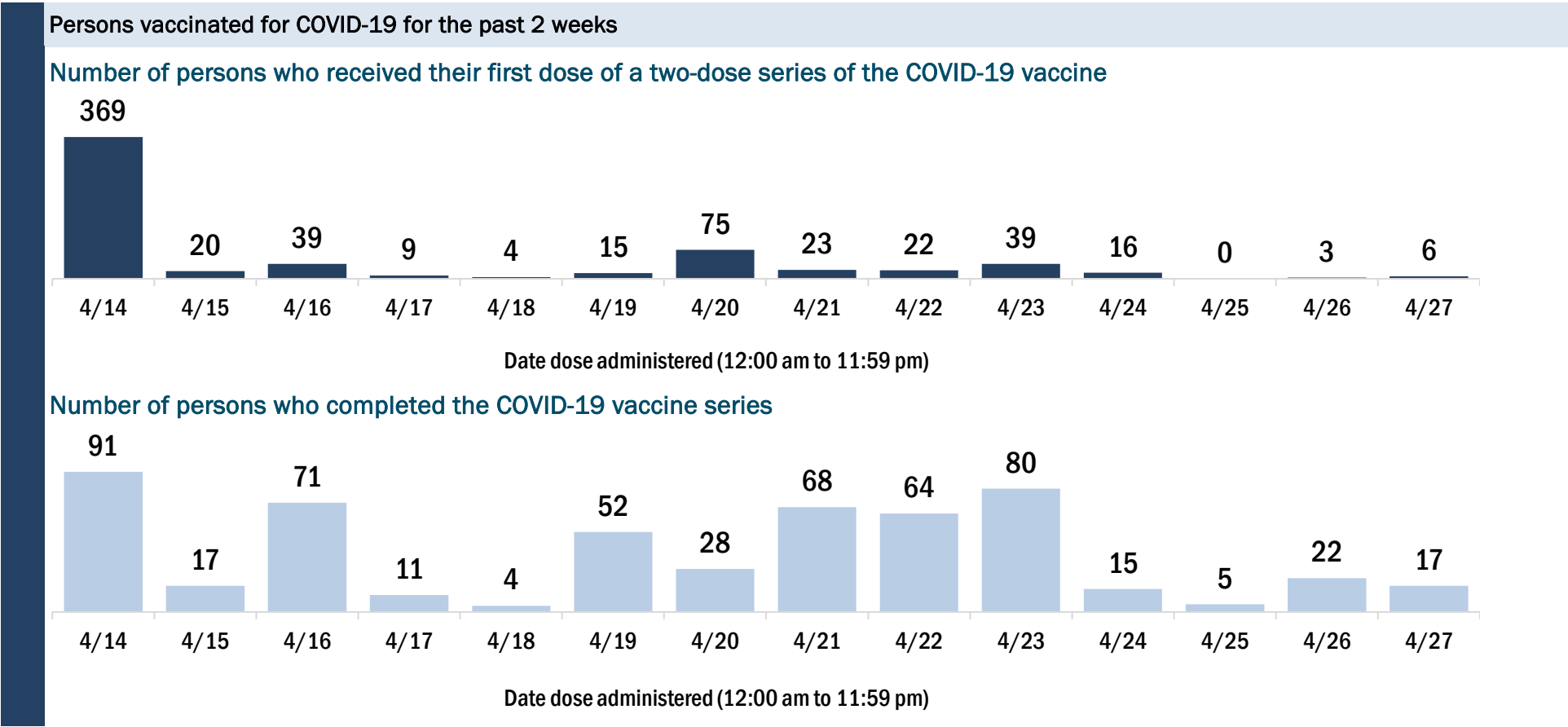
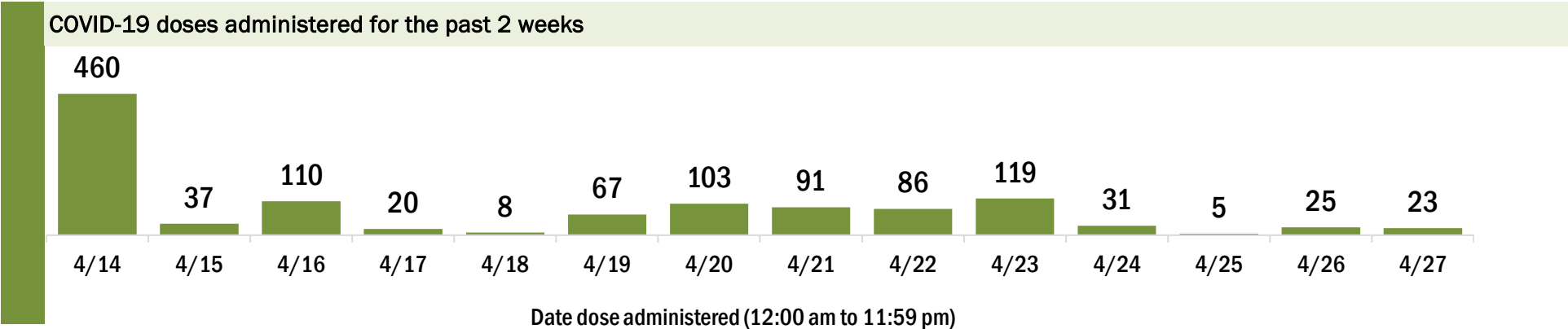
Data in this report are provisional and subject to change.

Data in this summary pertain to COVID-19 vaccines approved by the U.S. Food and Drug Administration and have been issued an Emergency Use Authorization (Janssen COVID-19 Vaccine, Moderna COVID-19 Vaccine and Pfizer-BioNTech COVID-19 Vaccine). These data summarize the number of people who have received either their first dose or have completed the series for a COVID-19 vaccine. **A person can only be counted in one category, first dose or series complete.** For persons receiving Moderna or Pfizer vaccines, once they receive their second dose, they are moved from the first dose column to the series completed column. **Because of this, the total first dose category may show a change from report to report not matching the total receiving their first dose from the previous day.** Persons receiving Johnson & Johnson vaccines will always be counted in the series completed column.

COVID-19 doses for vaccinated persons in Florida	
Doses administered	9,437
People receiving one dose of a 1-dose series (Johnson & Johnson) or receiving only one dose of a 2-dose series (Moderna, Pfizer) count once. Persons receiving both doses of a 2-dose series count twice.	

Current status of persons vaccinated for COVID-19 in Florida	
Total people vaccinated	5,815
First dose	2,049
Series completed	3,766
Completed 1-dose series	144
Completed 2-dose series	3,622
First dose: current number of people who have only received their first dose of the Moderna or Pfizer vaccine.	
Series complete: current number of people who have received both Moderna or Pfizer vaccine doses or one Johnson & Johnson dose and are considered fully immunized.	

Demographic summary	First dose	Series complete	Total people vaccinated
Age group	2,049	3,766	5,815
16-24 years	111	59	170
25-34 years	274	143	417
35-44 years	419	220	639
45-54 years	492	385	877
55-64 years	463	829	1,292
65-74 years	175	1,273	1,448
75-84 years	81	670	751
85+ years	34	187	221
Race	2,049	3,766	5,815
White	1,335	3,000	4,335
Black	541	328	869
American Indian/Alaskan	5	21	26
Other	124	213	337
Unknown	44	204	248
Other race includes Asian, native Hawaiian/Pacific Islander, or other.			
Ethnicity	2,049	3,766	5,815
Hispanic	66	69	135
Non-Hispanic	1,155	2,710	3,865
Unknown	828	987	1,815
Gender	2,049	3,766	5,815
Female	673	2,116	2,789
Male	1,374	1,650	3,024
Unknown	2	0	2



COVID-19: Bay County vaccine summary

Vaccination data through Apr 27, 2021 as of Apr 28, 2021 at 12:05 AM

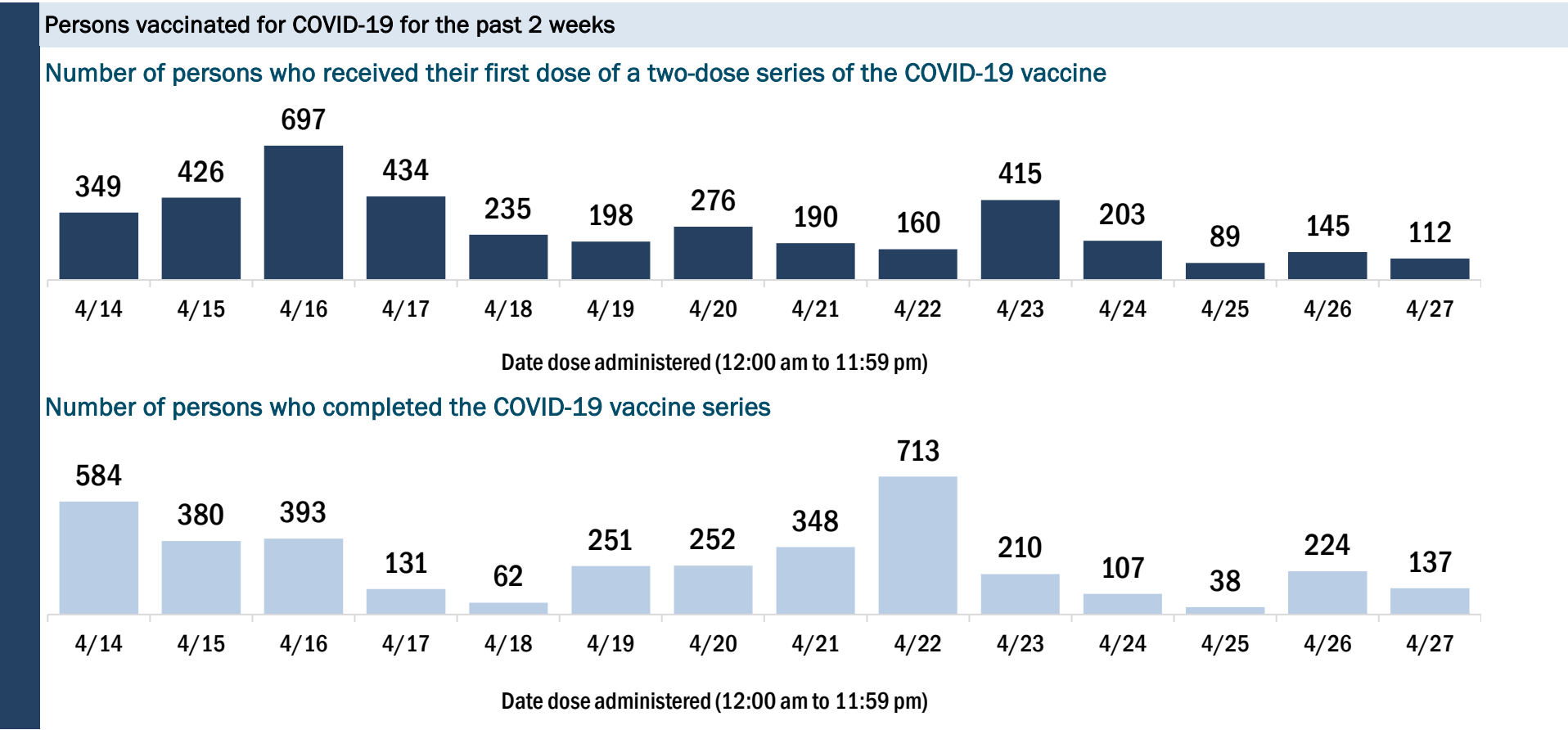
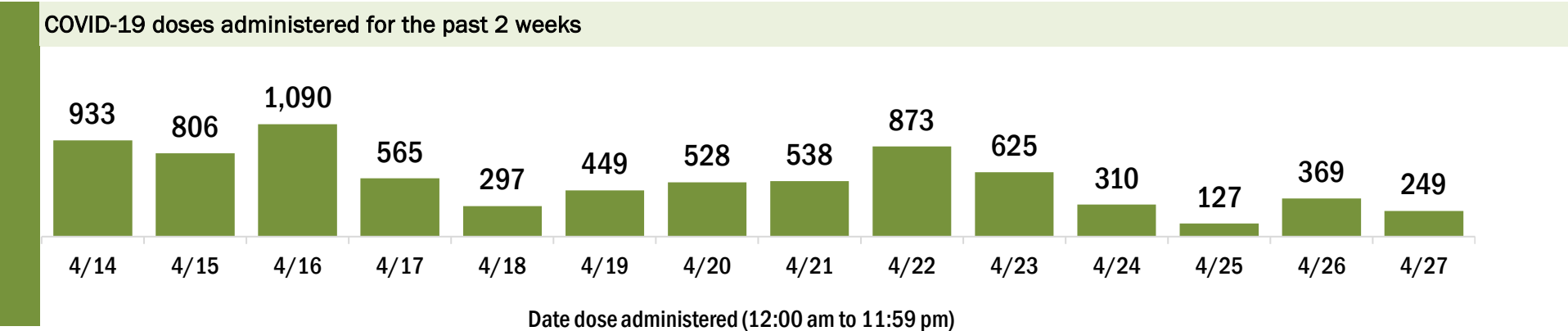
Data in this report are provisional and subject to change.

Data in this summary pertain to COVID-19 vaccines approved by the U.S. Food and Drug Administration and have been issued an Emergency Use Authorization (Janssen COVID-19 Vaccine, Moderna COVID-19 Vaccine and Pfizer-BioNTech COVID-19 Vaccine). These data summarize the number of people who have received either their first dose or have completed the series for a COVID-19 vaccine. **A person can only be counted in one category, first dose or series complete.** For persons receiving Moderna or Pfizer vaccines, once they receive their second dose, they are moved from the first dose column to the series completed column. **Because of this, the total first dose category may show a change from report to report not matching the total receiving their first dose from the previous day.** Persons receiving Johnson & Johnson vaccines will always be counted in the series completed column.

COVID-19 doses for vaccinated persons in Florida	
Doses administered	82,705
People receiving one dose of a 1-dose series (Johnson & Johnson) or receiving only one dose of a 2-dose series (Moderna, Pfizer) count once. Persons receiving both doses of a 2-dose series count twice.	

Current status of persons vaccinated for COVID-19 in Florida	
Total people vaccinated	50,413
First dose	13,093
Series completed	37,320
Completed 1-dose series	5,028
Completed 2-dose series	32,292
First dose: current number of people who have only received their first dose of the Moderna or Pfizer vaccine.	
Series complete: current number of people who have received both Moderna or Pfizer vaccine doses or one Johnson & Johnson dose and are considered fully immunized.	

Demographic summary	First dose	Series complete	Total people vaccinated
Age group	13,093	37,320	50,413
16-24 years	1,341	709	2,050
25-34 years	1,664	1,584	3,248
35-44 years	1,996	2,762	4,758
45-54 years	2,361	4,228	6,589
55-64 years	3,048	8,568	11,616
65-74 years	1,623	11,786	13,409
75-84 years	779	5,865	6,644
85+ years	281	1,818	2,099
Race	13,093	37,320	50,413
White	8,174	26,646	34,820
Black	910	2,395	3,305
American Indian/Alaskan	68	176	244
Other	1,564	2,830	4,394
Unknown	2,377	5,273	7,650
Other race includes Asian, native Hawaiian/Pacific Islander, or other.			
Ethnicity	13,093	37,320	50,413
Hispanic	1,060	1,318	2,378
Non-Hispanic	7,338	23,159	30,497
Unknown	4,695	12,843	17,538
Gender	13,093	37,320	50,413
Female	7,131	20,835	27,966
Male	5,958	16,479	22,437
Unknown	4	6	10



COVID-19: Bradford County vaccine summary

Vaccination data through Apr 27, 2021 as of Apr 28, 2021 at 12:05 AM

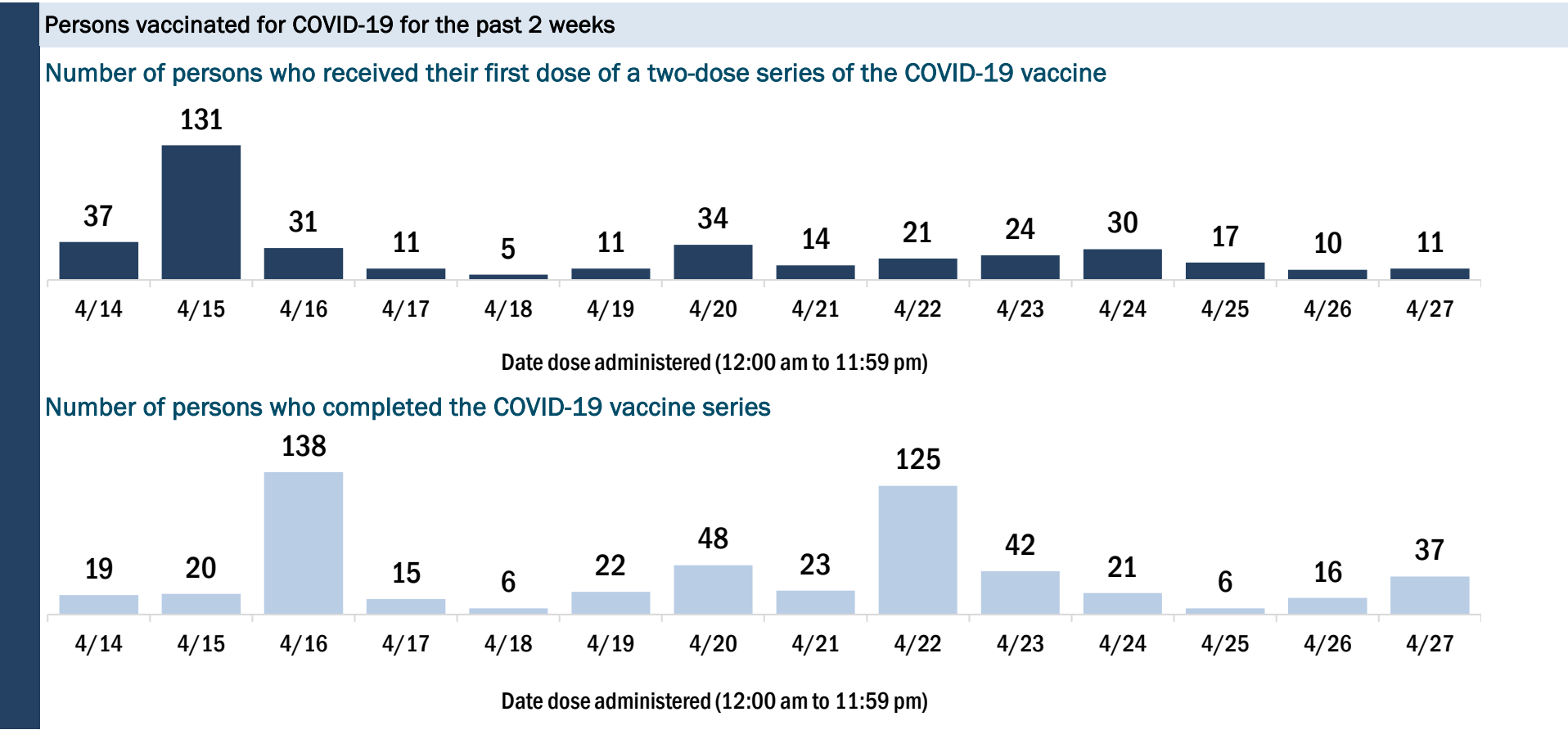
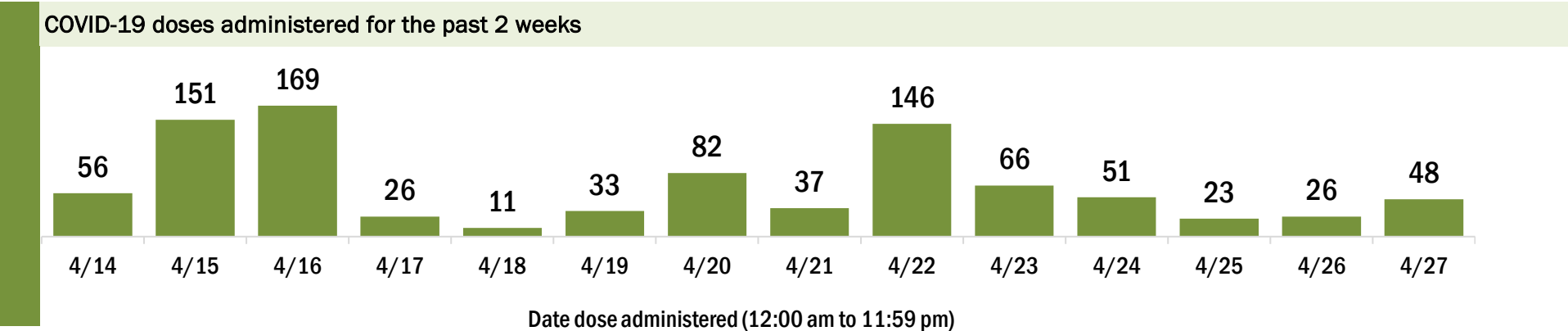
Data in this report are provisional and subject to change.

Data in this summary pertain to COVID-19 vaccines approved by the U.S. Food and Drug Administration and have been issued an Emergency Use Authorization (Janssen COVID-19 Vaccine, Moderna COVID-19 Vaccine and Pfizer-BioNTech COVID-19 Vaccine). These data summarize the number of people who have received either their first dose or have completed the series for a COVID-19 vaccine. **A person can only be counted in one category, first dose or series complete.** For persons receiving Moderna or Pfizer vaccines, once they receive their second dose, they are moved from the first dose column to the series completed column. **Because of this, the total first dose category may show a change from report to report not matching the total receiving their first dose from the previous day.** Persons receiving Johnson & Johnson vaccines will always be counted in the series completed column.

COVID-19 doses for vaccinated persons in Florida	
Doses administered	10,251
People receiving one dose of a 1-dose series (Johnson & Johnson) or receiving only one dose of a 2-dose series (Moderna, Pfizer) count once. Persons receiving both doses of a 2-dose series count twice.	

Current status of persons vaccinated for COVID-19 in Florida	
Total people vaccinated	6,527
First dose	2,466
Series completed	4,061
Completed 1-dose series	337
Completed 2-dose series	3,724
First dose: current number of people who have only received their first dose of the Moderna or Pfizer vaccine.	
Series complete: current number of people who have received both Moderna or Pfizer vaccine doses or one Johnson & Johnson dose and are considered fully immunized.	

Demographic summary	First dose	Series complete	Total people vaccinated
Age group	2,466	4,061	6,527
16-24 years	158	42	200
25-34 years	361	130	491
35-44 years	556	167	723
45-54 years	551	355	906
55-64 years	545	886	1,431
65-74 years	195	1,410	1,605
75-84 years	73	813	886
85+ years	27	258	285
Race	2,466	4,061	6,527
White	1,401	3,084	4,485
Black	818	479	1,297
American Indian/Alaskan	3	30	33
Other	175	333	508
Unknown	69	135	204
Other race includes Asian, native Hawaiian/Pacific Islander, or other.			
Ethnicity	2,466	4,061	6,527
Hispanic	147	57	204
Non-Hispanic	1,569	3,538	5,107
Unknown	750	466	1,216
Gender	2,466	4,061	6,527
Female	611	2,380	2,991
Male	1,854	1,681	3,535
Unknown	1	0	1



COVID-19: Brevard County vaccine summary

Vaccination data through Apr 27, 2021 as of Apr 28, 2021 at 12:05 AM

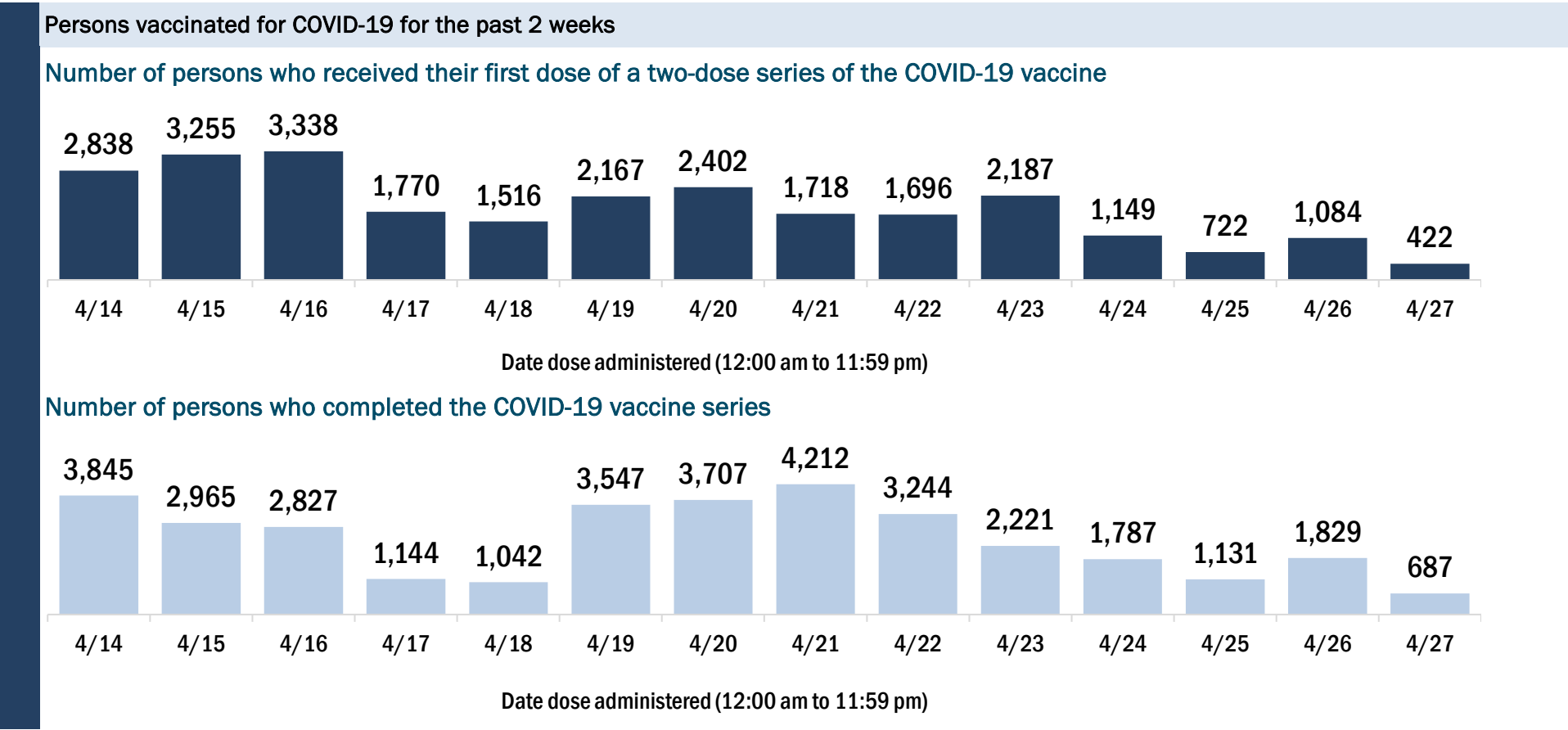
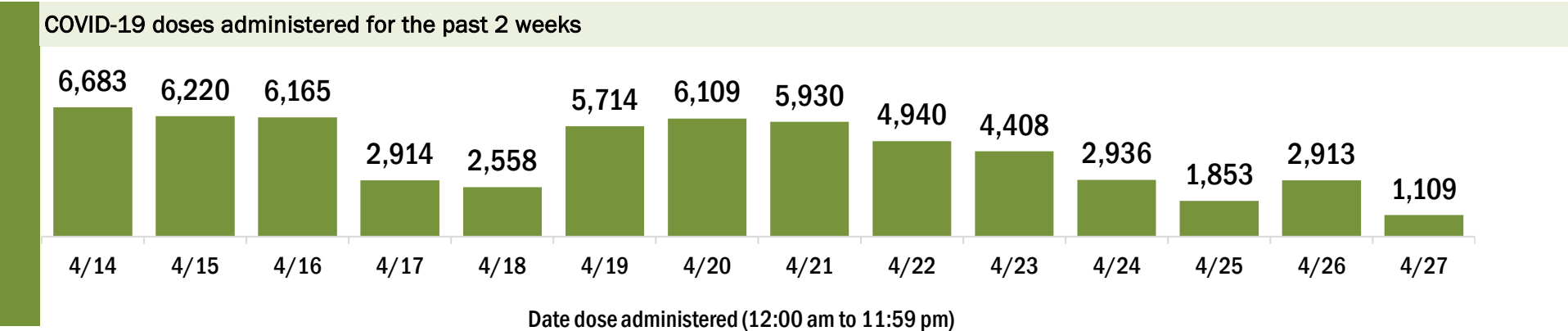
Data in this report are provisional and subject to change.

Data in this summary pertain to COVID-19 vaccines approved by the U.S. Food and Drug Administration and have been issued an Emergency Use Authorization (Janssen COVID-19 Vaccine, Moderna COVID-19 Vaccine and Pfizer-BioNTech COVID-19 Vaccine). These data summarize the number of people who have received either their first dose or have completed the series for a COVID-19 vaccine. **A person can only be counted in one category, first dose or series complete.** For persons receiving Moderna or Pfizer vaccines, once they receive their second dose, they are moved from the first dose column to the series completed column. **Because of this, the total first dose category may show a change from report to report not matching the total receiving their first dose from the previous day.** Persons receiving Johnson & Johnson vaccines will always be counted in the series completed column.

COVID-19 doses for vaccinated persons in Florida	
Doses administered	384,767
People receiving one dose of a 1-dose series (Johnson & Johnson) or receiving only one dose of a 2-dose series (Moderna, Pfizer) count once. Persons receiving both doses of a 2-dose series count twice.	

Current status of persons vaccinated for COVID-19 in Florida	
Total people vaccinated	238,741
First dose	76,917
Series completed	161,824
Completed 1-dose series	15,798
Completed 2-dose series	146,026
First dose: current number of people who have only received their first dose of the Moderna or Pfizer vaccine.	
Series complete: current number of people who have received both Moderna or Pfizer vaccine doses or one Johnson & Johnson dose and are considered fully immunized.	

Demographic summary	First dose	Series complete	Total people vaccinated
Age group	76,917	161,824	238,741
16-24 years	8,345	2,712	11,057
25-34 years	9,931	5,726	15,657
35-44 years	10,924	9,217	20,141
45-54 years	11,934	16,321	28,255
55-64 years	16,501	37,267	53,768
65-74 years	10,567	50,975	61,542
75-84 years	6,051	29,085	35,136
85+ years	2,664	10,521	13,185
Race	76,917	161,824	238,741
White	50,941	110,399	161,340
Black	5,255	8,137	13,392
American Indian/Alaskan	407	704	1,111
Other	7,721	14,110	21,831
Unknown	12,593	28,474	41,067
Other race includes Asian, native Hawaiian/Pacific Islander, or other.			
Ethnicity	76,917	161,824	238,741
Hispanic	7,029	7,069	14,098
Non-Hispanic	45,833	89,312	135,145
Unknown	24,055	65,443	89,498
Gender	76,917	161,824	238,741
Female	40,589	93,661	134,250
Male	36,175	67,954	104,129
Unknown	153	209	362



COVID-19: Broward County vaccine summary

Vaccination data through Apr 27, 2021 as of Apr 28, 2021 at 12:05 AM

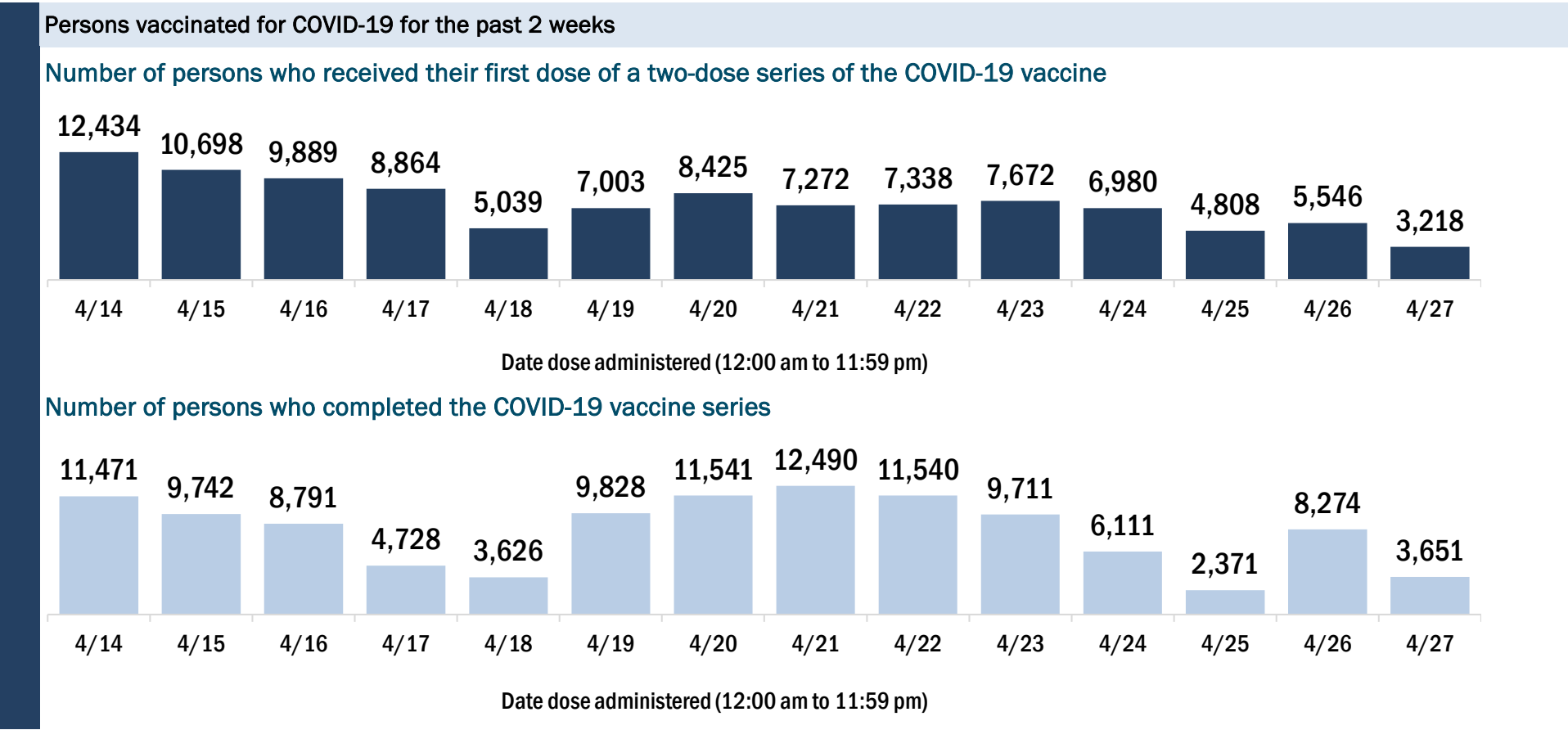
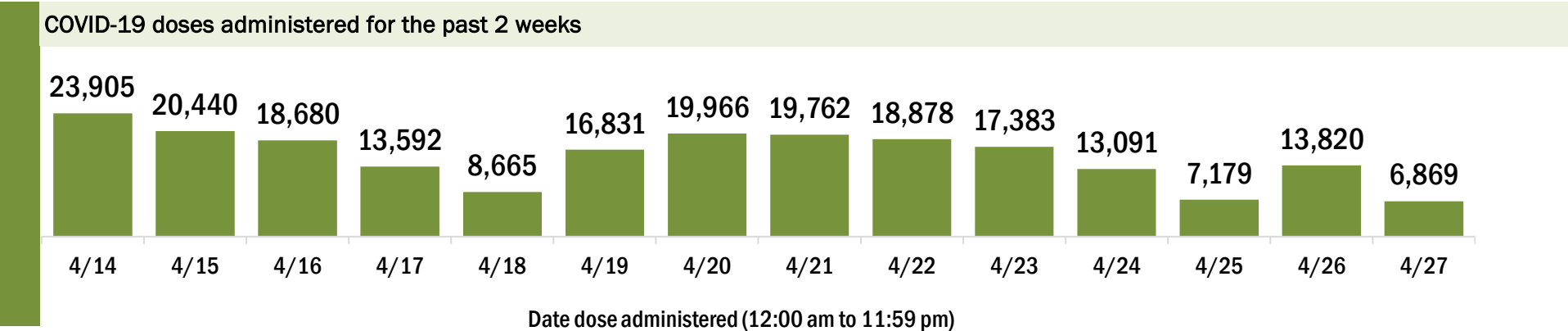
Data in this report are provisional and subject to change.

Data in this summary pertain to COVID-19 vaccines approved by the U.S. Food and Drug Administration and have been issued an Emergency Use Authorization (Janssen COVID-19 Vaccine, Moderna COVID-19 Vaccine and Pfizer-BioNTech COVID-19 Vaccine). These data summarize the number of people who have received either their first dose or have completed the series for a COVID-19 vaccine. **A person can only be counted in one category, first dose or series complete.** For persons receiving Moderna or Pfizer vaccines, once they receive their second dose, they are moved from the first dose column to the series completed column. **Because of this, the total first dose category may show a change from report to report not matching the total receiving their first dose from the previous day.** Persons receiving Johnson & Johnson vaccines will always be counted in the series completed column.

COVID-19 doses for vaccinated persons in Florida	
Doses administered	1,298,272
People receiving one dose of a 1-dose series (Johnson & Johnson) or receiving only one dose of a 2-dose series (Moderna, Pfizer) count once. Persons receiving both doses of a 2-dose series count twice.	

Current status of persons vaccinated for COVID-19 in Florida	
Total people vaccinated	805,373
First dose	269,327
Series completed	536,046
Completed 1-dose series	43,147
Completed 2-dose series	492,899
First dose: current number of people who have only received their first dose of the Moderna or Pfizer vaccine.	
Series complete: current number of people who have received both Moderna or Pfizer vaccine doses or one Johnson & Johnson dose and are considered fully immunized.	

Demographic summary	First dose	Series complete	Total people vaccinated
Age group	269,327	536,046	805,373
16-24 years	32,935	16,564	49,499
25-34 years	38,175	31,466	69,641
35-44 years	47,440	53,053	100,493
45-54 years	49,870	88,162	138,032
55-64 years	47,136	127,078	174,214
65-74 years	30,573	129,420	159,993
75-84 years	15,848	66,073	81,921
85+ years	7,350	24,230	31,580
Race	269,327	536,046	805,373
White	149,998	337,039	487,037
Black	35,008	64,539	99,547
American Indian/Alaskan	1,012	2,203	3,215
Other	35,063	60,999	96,062
Unknown	48,246	71,266	119,512
Other race includes Asian, native Hawaiian/Pacific Islander, or other.			
Ethnicity	269,327	536,046	805,373
Hispanic	76,339	114,124	190,463
Non-Hispanic	107,022	270,513	377,535
Unknown	85,966	151,409	237,375
Gender	269,327	536,046	805,373
Female	140,172	294,926	435,098
Male	128,313	240,248	368,561
Unknown	842	872	1,714



COVID-19: Calhoun County vaccine summary

Vaccination data through Apr 27, 2021 as of Apr 28, 2021 at 12:05 AM

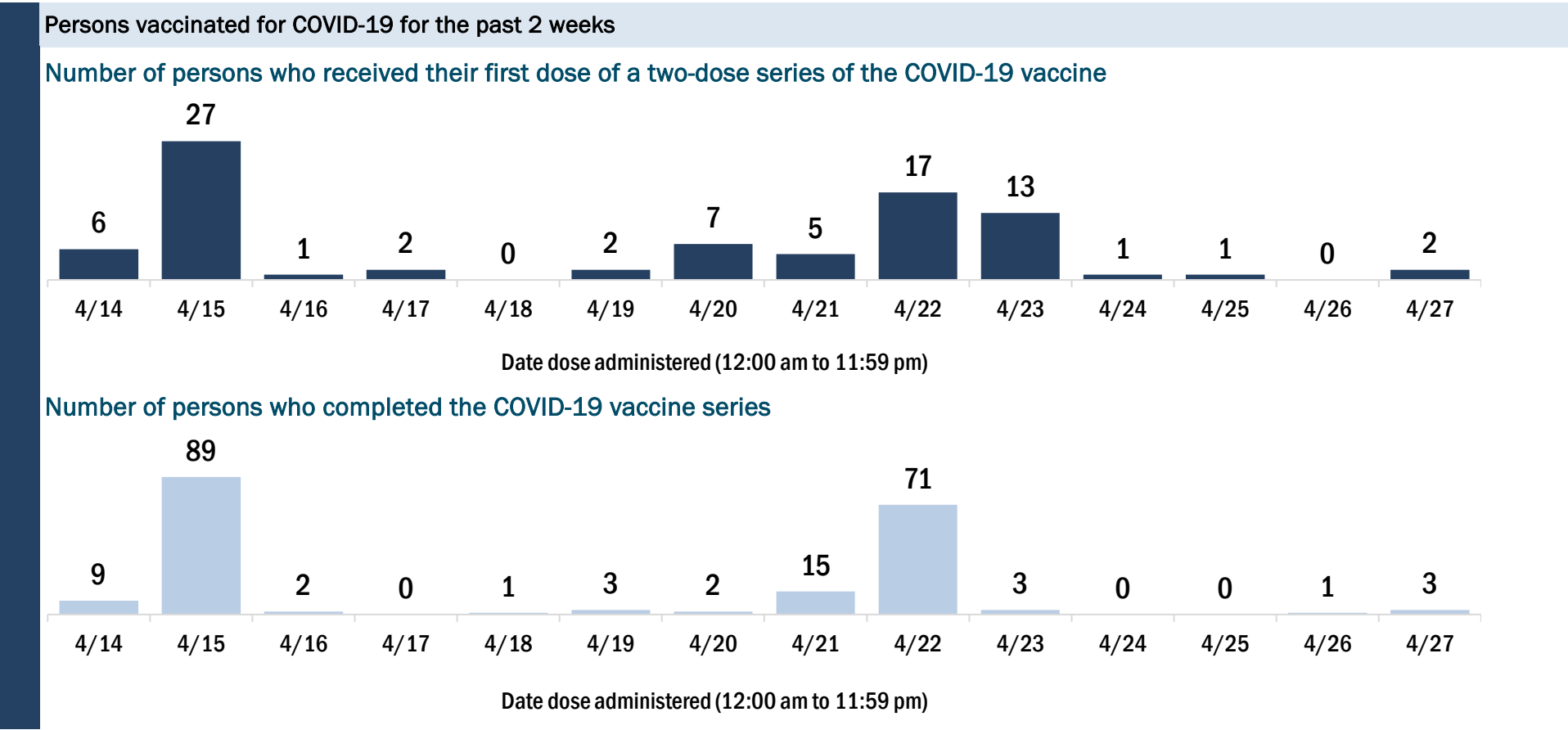
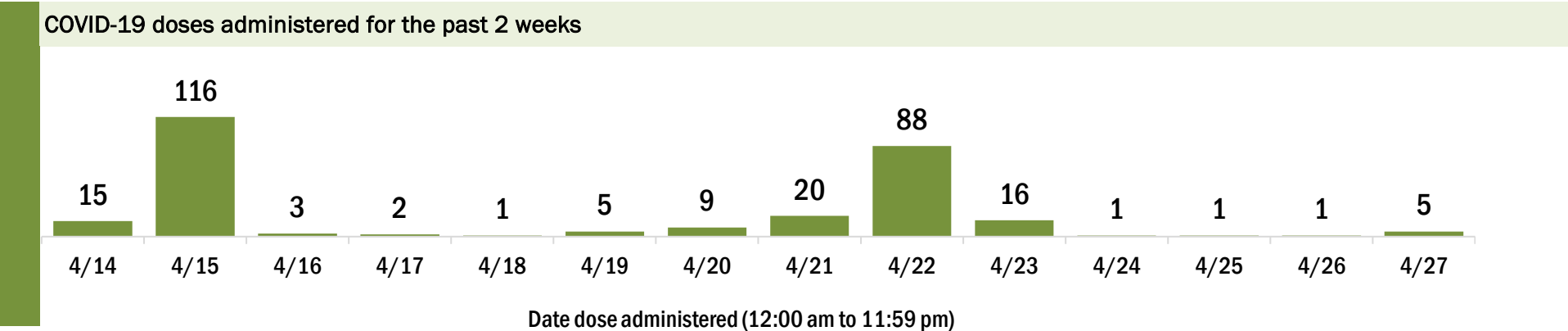
Data in this report are provisional and subject to change.

Data in this summary pertain to COVID-19 vaccines approved by the U.S. Food and Drug Administration and have been issued an Emergency Use Authorization (Janssen COVID-19 Vaccine, Moderna COVID-19 Vaccine and Pfizer-BioNTech COVID-19 Vaccine). These data summarize the number of people who have received either their first dose or have completed the series for a COVID-19 vaccine. **A person can only be counted in one category, first dose or series complete.** For persons receiving Moderna or Pfizer vaccines, once they receive their second dose, they are moved from the first dose column to the series completed column. **Because of this, the total first dose category may show a change from report to report not matching the total receiving their first dose from the previous day.** Persons receiving Johnson & Johnson vaccines will always be counted in the series completed column.

COVID-19 doses for vaccinated persons in Florida	
Doses administered	4,772
People receiving one dose of a 1-dose series (Johnson & Johnson) or receiving only one dose of a 2-dose series (Moderna, Pfizer) count once. Persons receiving both doses of a 2-dose series count twice.	

Current status of persons vaccinated for COVID-19 in Florida	
Total people vaccinated	2,706
First dose	471
Series completed	2,235
Completed 1-dose series	169
Completed 2-dose series	2,066
First dose: current number of people who have only received their first dose of the Moderna or Pfizer vaccine.	
Series complete: current number of people who have received both Moderna or Pfizer vaccine doses or one Johnson & Johnson dose and are considered fully immunized.	

Demographic summary	First dose	Series complete	Total people vaccinated
Age group	471	2,235	2,706
16-24 years	39	24	63
25-34 years	26	60	86
35-44 years	48	109	157
45-54 years	88	198	286
55-64 years	122	412	534
65-74 years	74	793	867
75-84 years	54	461	515
85+ years	20	178	198
Race	471	2,235	2,706
White	309	1,576	1,885
Black	51	144	195
American Indian/Alaskan	5	14	19
Other	45	316	361
Unknown	61	185	246
Other race includes Asian, native Hawaiian/Pacific Islander, or other.			
Ethnicity	471	2,235	2,706
Hispanic	16	41	57
Non-Hispanic	235	1,258	1,493
Unknown	220	936	1,156
Gender	471	2,235	2,706
Female	250	1,247	1,497
Male	221	987	1,208
Unknown	0	1	1



COVID-19: Charlotte County vaccine summary

Vaccination data through Apr 27, 2021 as of Apr 28, 2021 at 12:05 AM

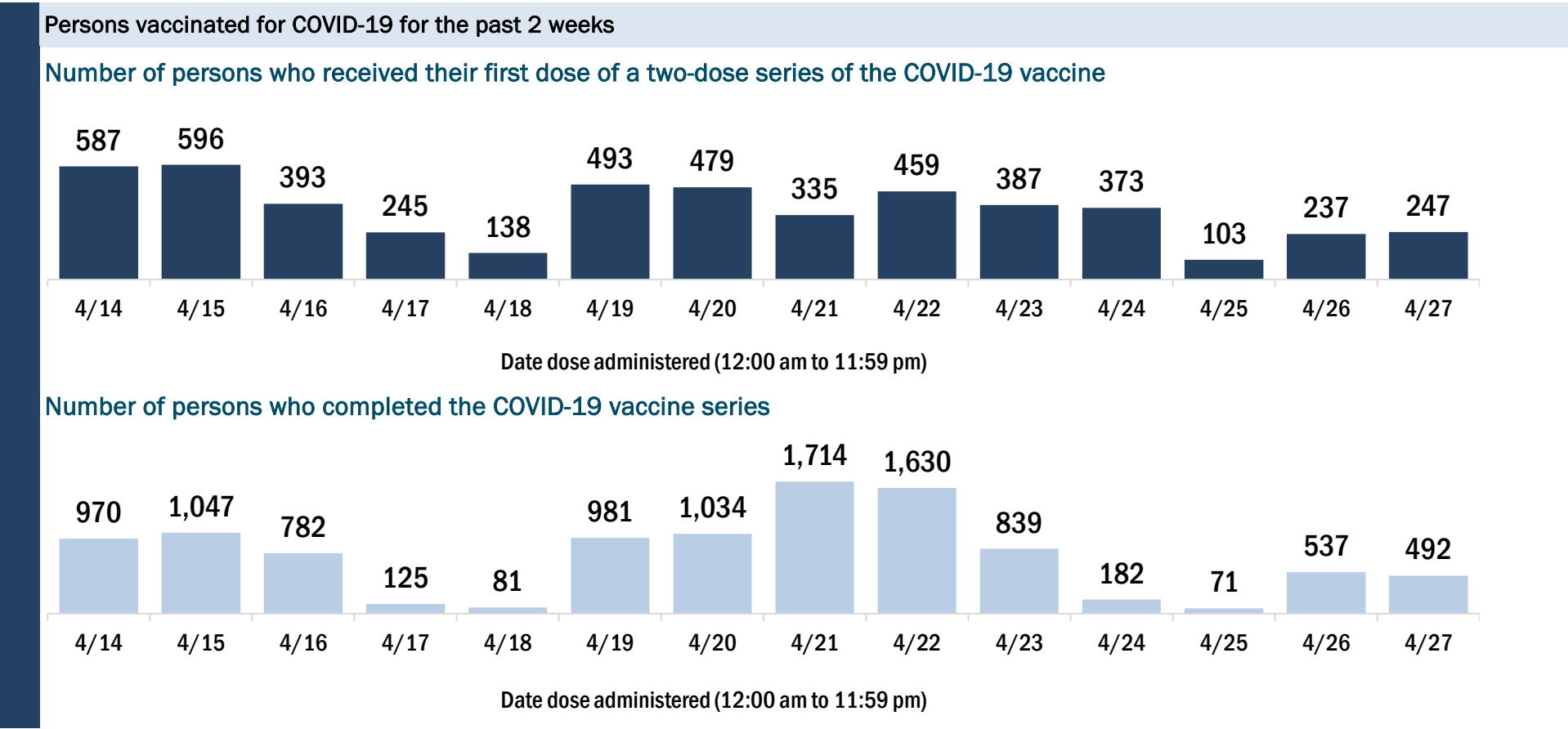
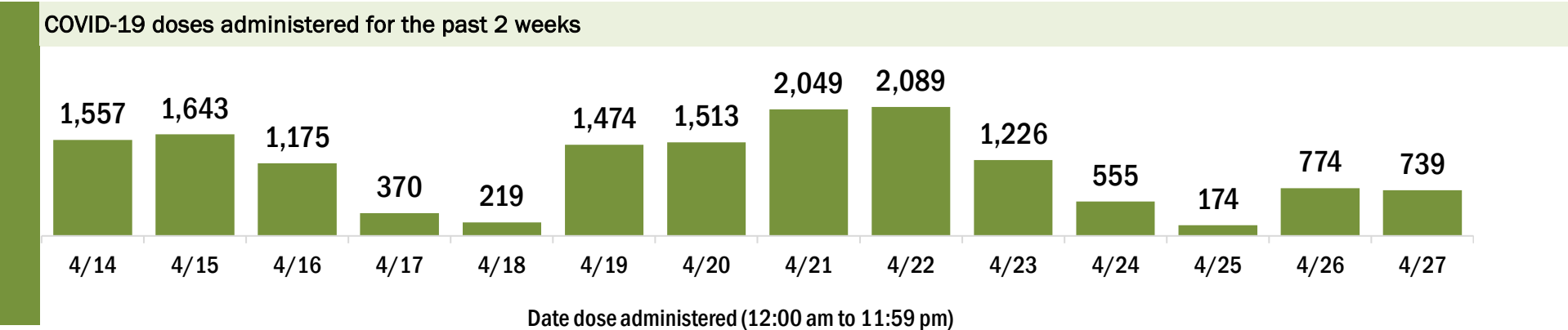
Data in this report are provisional and subject to change.

Data in this summary pertain to COVID-19 vaccines approved by the U.S. Food and Drug Administration and have been issued an Emergency Use Authorization (Janssen COVID-19 Vaccine, Moderna COVID-19 Vaccine and Pfizer-BioNTech COVID-19 Vaccine). These data summarize the number of people who have received either their first dose or have completed the series for a COVID-19 vaccine. **A person can only be counted in one category, first dose or series complete.** For persons receiving Moderna or Pfizer vaccines, once they receive their second dose, they are moved from the first dose column to the series completed column. **Because of this, the total first dose category may show a change from report to report not matching the total receiving their first dose from the previous day.** Persons receiving Johnson & Johnson vaccines will always be counted in the series completed column.

COVID-19 doses for vaccinated persons in Florida	
Doses administered	167,439
People receiving one dose of a 1-dose series (Johnson & Johnson) or receiving only one dose of a 2-dose series (Moderna, Pfizer) count once. Persons receiving both doses of a 2-dose series count twice.	

Current status of persons vaccinated for COVID-19 in Florida	
Total people vaccinated	101,824
First dose	30,851
Series completed	70,973
Completed 1-dose series	5,358
Completed 2-dose series	65,615
First dose: current number of people who have only received their first dose of the Moderna or Pfizer vaccine.	
Series complete: current number of people who have received both Moderna or Pfizer vaccine doses or one Johnson & Johnson dose and are considered fully immunized.	

Demographic summary	First dose	Series complete	Total people vaccinated
Age group	30,851	70,973	101,824
16-24 years	1,447	407	1,854
25-34 years	1,613	879	2,492
35-44 years	2,218	1,375	3,593
45-54 years	3,593	3,487	7,080
55-64 years	7,681	12,177	19,858
65-74 years	7,770	29,616	37,386
75-84 years	4,888	17,903	22,791
85+ years	1,641	5,129	6,770
Race	30,851	70,973	101,824
White	23,176	54,188	77,364
Black	989	1,186	2,175
American Indian/Alaskan	160	291	451
Other	2,194	4,556	6,750
Unknown	4,332	10,752	15,084
Other race includes Asian, native Hawaiian/Pacific Islander, or other.			
Ethnicity	30,851	70,973	101,824
Hispanic	1,450	1,543	2,993
Non-Hispanic	18,122	42,389	60,511
Unknown	11,279	27,041	38,320
Gender	30,851	70,973	101,824
Female	16,140	39,672	55,812
Male	14,683	31,274	45,957
Unknown	28	27	55



COVID-19: Citrus County vaccine summary

Vaccination data through Apr 27, 2021 as of Apr 28, 2021 at 12:05 AM

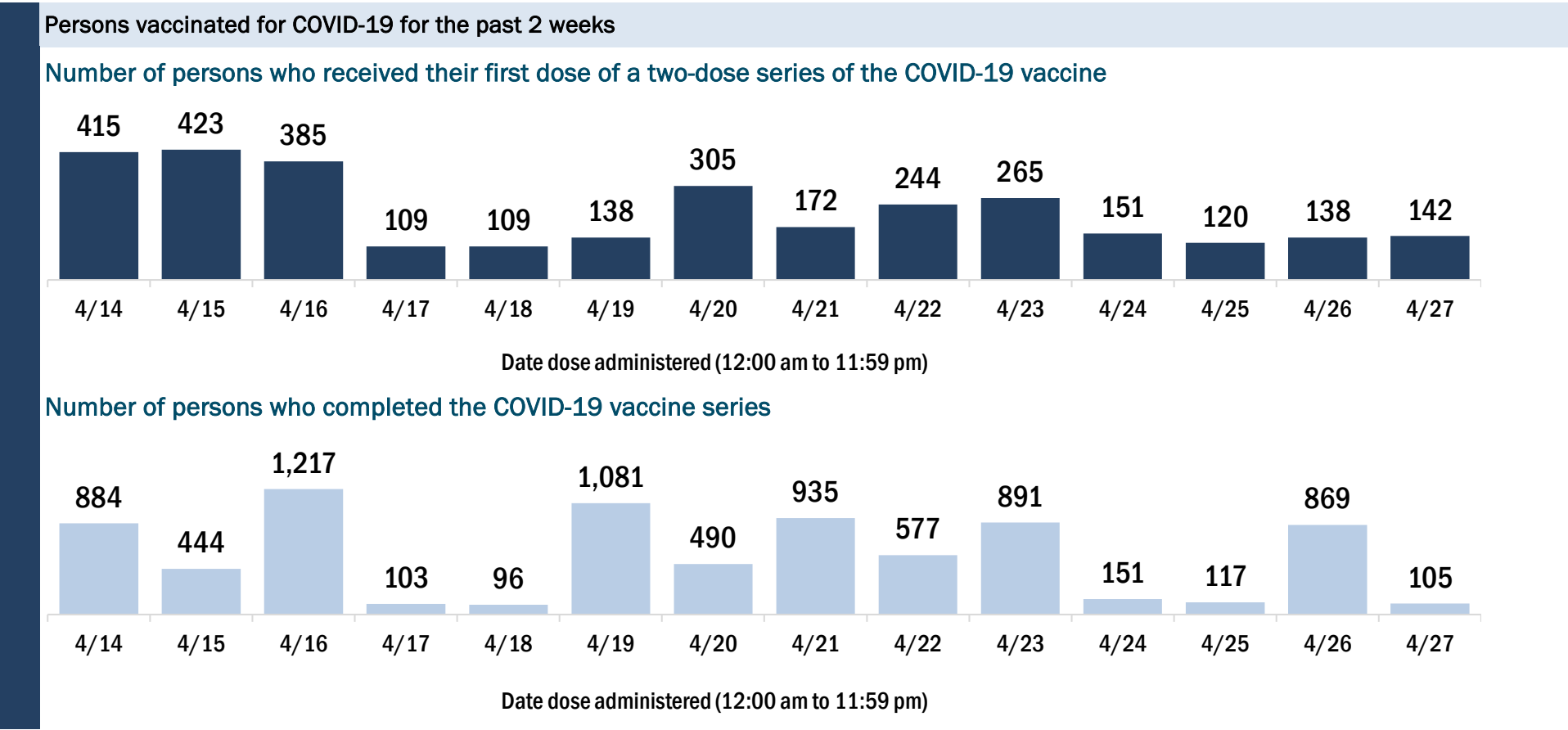
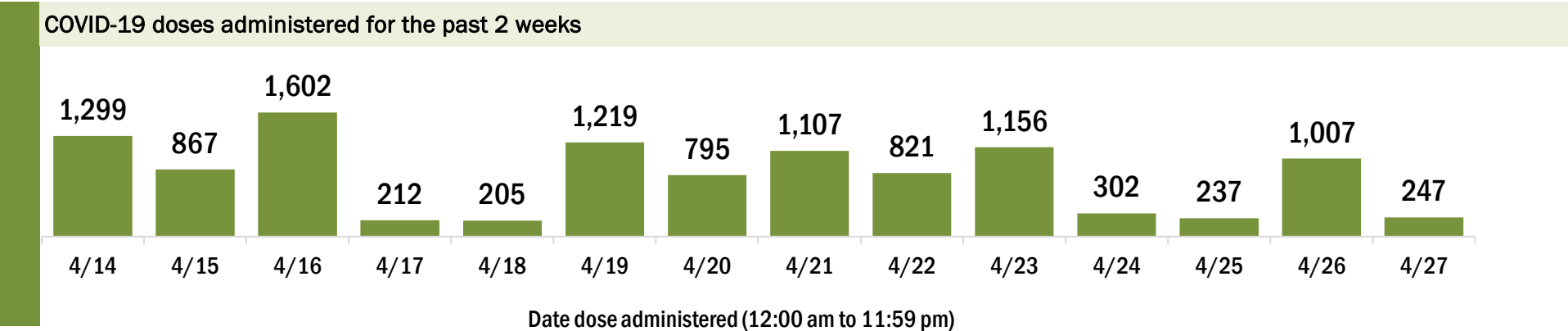
Data in this report are provisional and subject to change.

Data in this summary pertain to COVID-19 vaccines approved by the U.S. Food and Drug Administration and have been issued an Emergency Use Authorization (Janssen COVID-19 Vaccine, Moderna COVID-19 Vaccine and Pfizer-BioNTech COVID-19 Vaccine). These data summarize the number of people who have received either their first dose or have completed the series for a COVID-19 vaccine. **A person can only be counted in one category, first dose or series complete.** For persons receiving Moderna or Pfizer vaccines, once they receive their second dose, they are moved from the first dose column to the series completed column. **Because of this, the total first dose category may show a change from report to report not matching the total receiving their first dose from the previous day.** Persons receiving Johnson & Johnson vaccines will always be counted in the series completed column.

COVID-19 doses for vaccinated persons in Florida	
Doses administered	102,398
People receiving one dose of a 1-dose series (Johnson & Johnson) or receiving only one dose of a 2-dose series (Moderna, Pfizer) count once. Persons receiving both doses of a 2-dose series count twice.	

Current status of persons vaccinated for COVID-19 in Florida	
Total people vaccinated	59,241
First dose	14,621
Series completed	44,620
Completed 1-dose series	1,463
Completed 2-dose series	43,157
First dose: current number of people who have only received their first dose of the Moderna or Pfizer vaccine.	
Series complete: current number of people who have received both Moderna or Pfizer vaccine doses or one Johnson & Johnson dose and are considered fully immunized.	

Demographic summary	First dose	Series complete	Total people vaccinated
Age group	14,621	44,620	59,241
16-24 years	846	358	1,204
25-34 years	948	684	1,632
35-44 years	1,249	1,005	2,254
45-54 years	2,082	2,251	4,333
55-64 years	3,656	7,105	10,761
65-74 years	3,178	17,794	20,972
75-84 years	1,983	11,963	13,946
85+ years	679	3,460	4,139
Race	14,621	44,620	59,241
White	11,370	33,510	44,880
Black	299	633	932
American Indian/Alaskan	93	238	331
Other	932	2,983	3,915
Unknown	1,927	7,256	9,183
Other race includes Asian, native Hawaiian/Pacific Islander, or other.			
Ethnicity	14,621	44,620	59,241
Hispanic	820	1,194	2,014
Non-Hispanic	9,504	26,208	35,712
Unknown	4,297	17,218	21,515
Gender	14,621	44,620	59,241
Female	8,019	25,500	33,519
Male	6,578	19,108	25,686
Unknown	24	12	36



COVID-19: Clay County vaccine summary

Vaccination data through Apr 27, 2021 as of Apr 28, 2021 at 12:05 AM

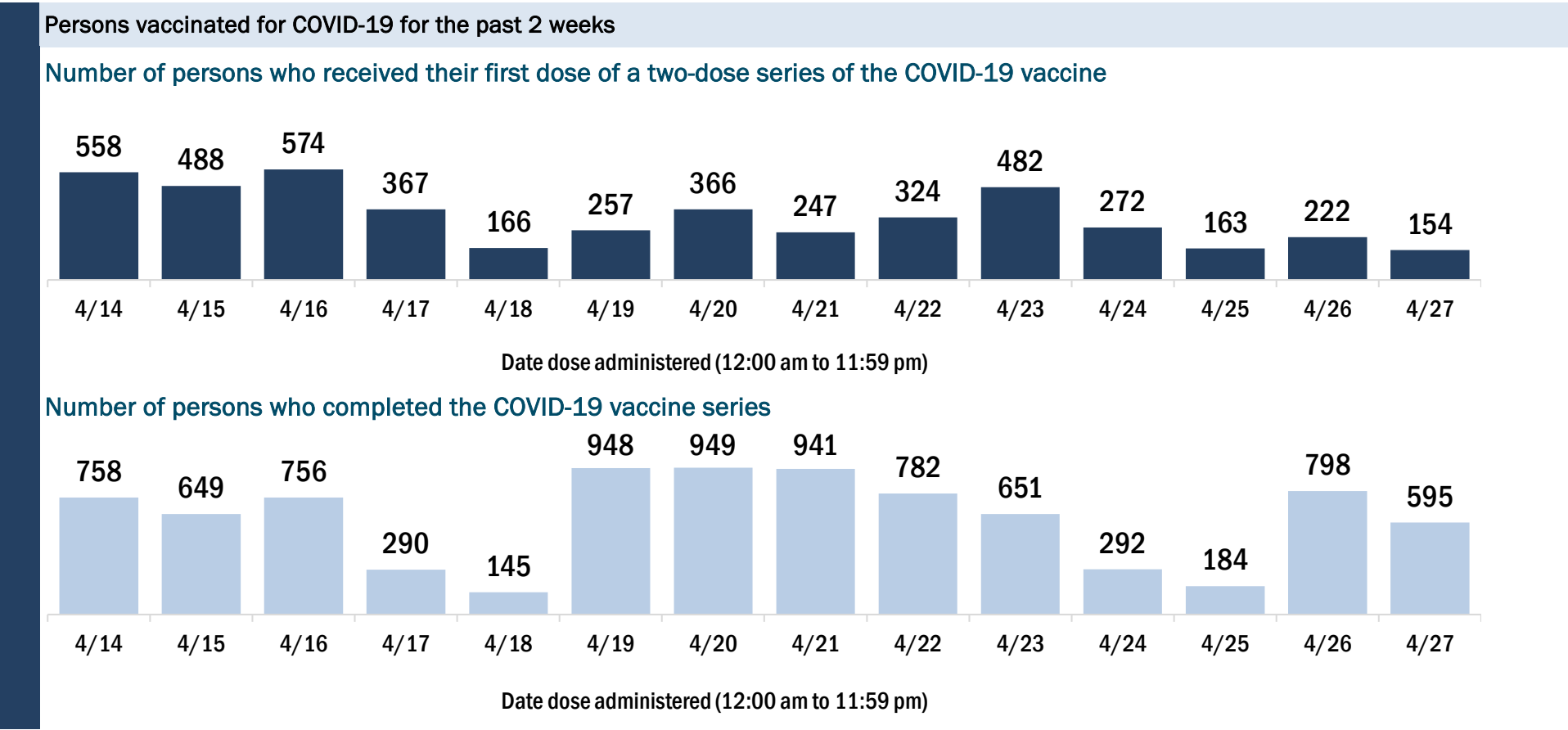
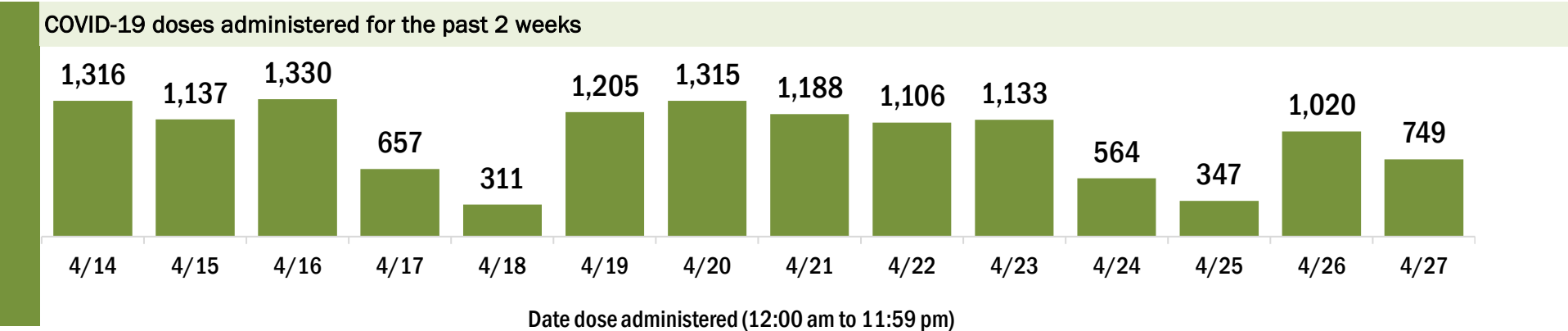
Data in this report are provisional and subject to change.

Data in this summary pertain to COVID-19 vaccines approved by the U.S. Food and Drug Administration and have been issued an Emergency Use Authorization (Janssen COVID-19 Vaccine, Moderna COVID-19 Vaccine and Pfizer-BioNTech COVID-19 Vaccine). These data summarize the number of people who have received either their first dose or have completed the series for a COVID-19 vaccine. **A person can only be counted in one category, first dose or series complete.** For persons receiving Moderna or Pfizer vaccines, once they receive their second dose, they are moved from the first dose column to the series completed column. **Because of this, the total first dose category may show a change from report to report not matching the total receiving their first dose from the previous day.** Persons receiving Johnson & Johnson vaccines will always be counted in the series completed column.

COVID-19 doses for vaccinated persons in Florida	
Doses administered	105,974
People receiving one dose of a 1-dose series (Johnson & Johnson) or receiving only one dose of a 2-dose series (Moderna, Pfizer) count once. Persons receiving both doses of a 2-dose series count twice.	

Current status of persons vaccinated for COVID-19 in Florida	
Total people vaccinated	62,107
First dose	15,207
Series completed	46,900
Completed 1-dose series	3,033
Completed 2-dose series	43,867
First dose: current number of people who have only received their first dose of the Moderna or Pfizer vaccine.	
Series complete: current number of people who have received both Moderna or Pfizer vaccine doses or one Johnson & Johnson dose and are considered fully immunized.	

Demographic summary	First dose	Series complete	Total people vaccinated
Age group	15,207	46,900	62,107
16-24 years	2,241	1,340	3,581
25-34 years	2,001	2,118	4,119
35-44 years	2,543	3,887	6,430
45-54 years	2,770	6,409	9,179
55-64 years	2,990	10,483	13,473
65-74 years	1,437	13,768	15,205
75-84 years	868	6,847	7,715
85+ years	357	2,048	2,405
Race	15,207	46,900	62,107
White	8,921	33,706	42,627
Black	1,394	3,183	4,577
American Indian/Alaskan	63	222	285
Other	2,070	4,453	6,523
Unknown	2,759	5,336	8,095
Other race includes Asian, native Hawaiian/Pacific Islander, or other.			
Ethnicity	15,207	46,900	62,107
Hispanic	1,423	2,214	3,637
Non-Hispanic	8,674	34,404	43,078
Unknown	5,110	10,282	15,392
Gender	15,207	46,900	62,107
Female	8,226	27,116	35,342
Male	6,814	19,779	26,593
Unknown	167	5	172



COVID-19: Collier County vaccine summary

Vaccination data through Apr 27, 2021 as of Apr 28, 2021 at 12:05 AM

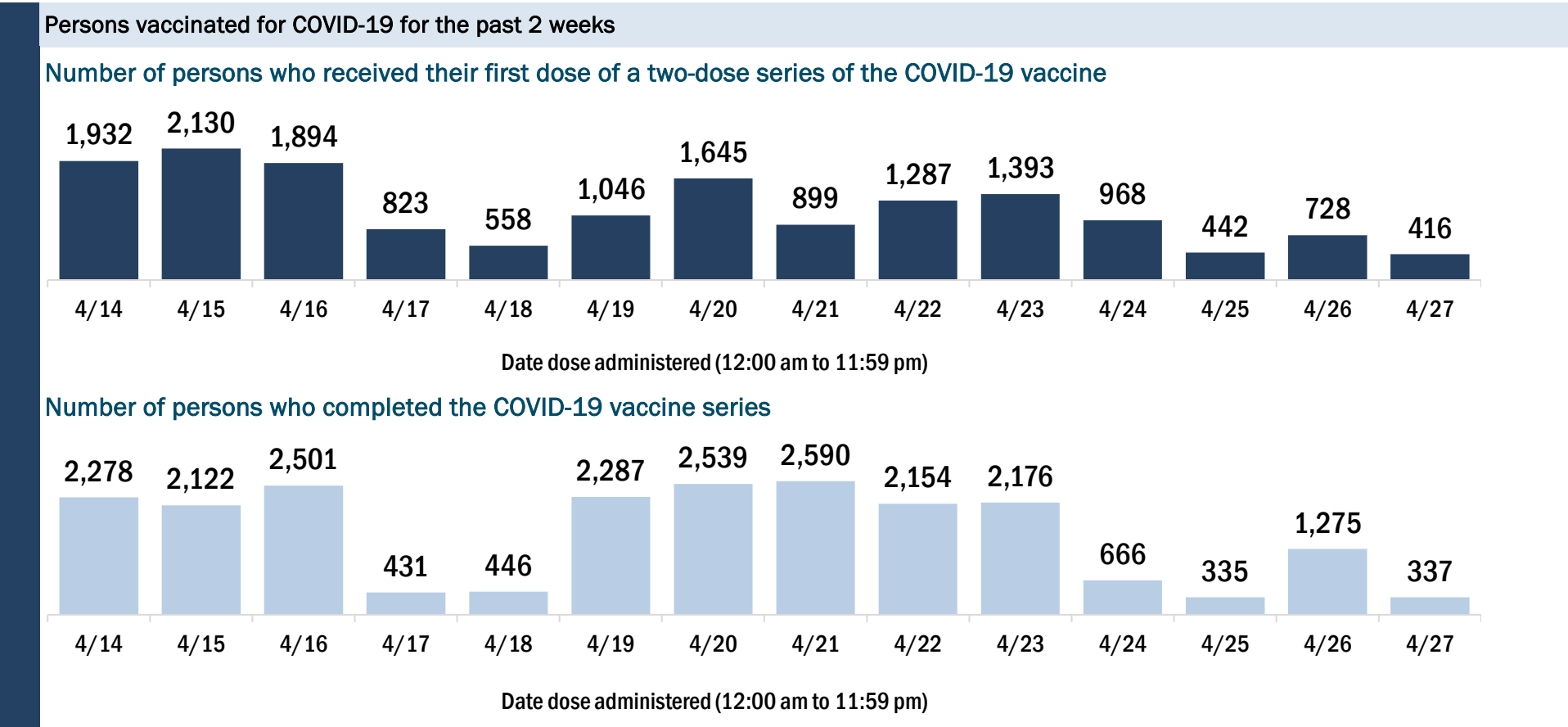
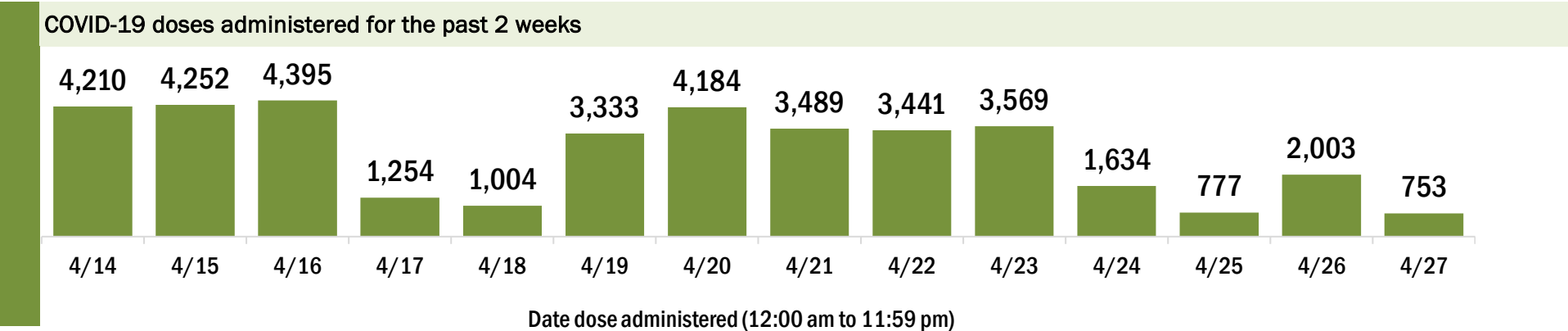
Data in this report are provisional and subject to change.

Data in this summary pertain to COVID-19 vaccines approved by the U.S. Food and Drug Administration and have been issued an Emergency Use Authorization (Janssen COVID-19 Vaccine, Moderna COVID-19 Vaccine and Pfizer-BioNTech COVID-19 Vaccine). These data summarize the number of people who have received either their first dose or have completed the series for a COVID-19 vaccine. **A person can only be counted in one category, first dose or series complete.** For persons receiving Moderna or Pfizer vaccines, once they receive their second dose, they are moved from the first dose column to the series completed column. **Because of this, the total first dose category may show a change from report to report not matching the total receiving their first dose from the previous day.** Persons receiving Johnson & Johnson vaccines will always be counted in the series completed column.

COVID-19 doses for vaccinated persons in Florida	
Doses administered	306,123
People receiving one dose of a 1-dose series (Johnson & Johnson) or receiving only one dose of a 2-dose series (Moderna, Pfizer) count once. Persons receiving both doses of a 2-dose series count twice.	

Current status of persons vaccinated for COVID-19 in Florida	
Total people vaccinated	186,034
First dose	54,109
Series completed	131,925
Completed 1-dose series	11,836
Completed 2-dose series	120,089
First dose: current number of people who have only received their first dose of the Moderna or Pfizer vaccine.	
Series complete: current number of people who have received both Moderna or Pfizer vaccine doses or one Johnson & Johnson dose and are considered fully immunized.	

Demographic summary	First dose	Series complete	Total people vaccinated
Age group	54,109	131,925	186,034
16-24 years	4,307	1,524	5,831
25-34 years	4,890	3,229	8,119
35-44 years	6,633	4,589	11,222
45-54 years	8,896	8,574	17,470
55-64 years	11,908	21,896	33,804
65-74 years	9,239	48,581	57,820
75-84 years	6,042	33,717	39,759
85+ years	2,194	9,815	12,009
Race	54,109	131,925	186,034
White	36,411	86,493	122,904
Black	1,321	1,544	2,865
American Indian/Alaskan	220	390	610
Other	5,490	10,075	15,565
Unknown	10,667	33,423	44,090
Other race includes Asian, native Hawaiian/Pacific Islander, or other.			
Ethnicity	54,109	131,925	186,034
Hispanic	10,059	7,593	17,652
Non-Hispanic	23,475	60,435	83,910
Unknown	20,575	63,897	84,472
Gender	54,109	131,925	186,034
Female	28,297	72,708	101,005
Male	25,547	58,947	84,494
Unknown	265	270	535



COVID-19: Columbia County vaccine summary

Vaccination data through Apr 27, 2021 as of Apr 28, 2021 at 12:05 AM

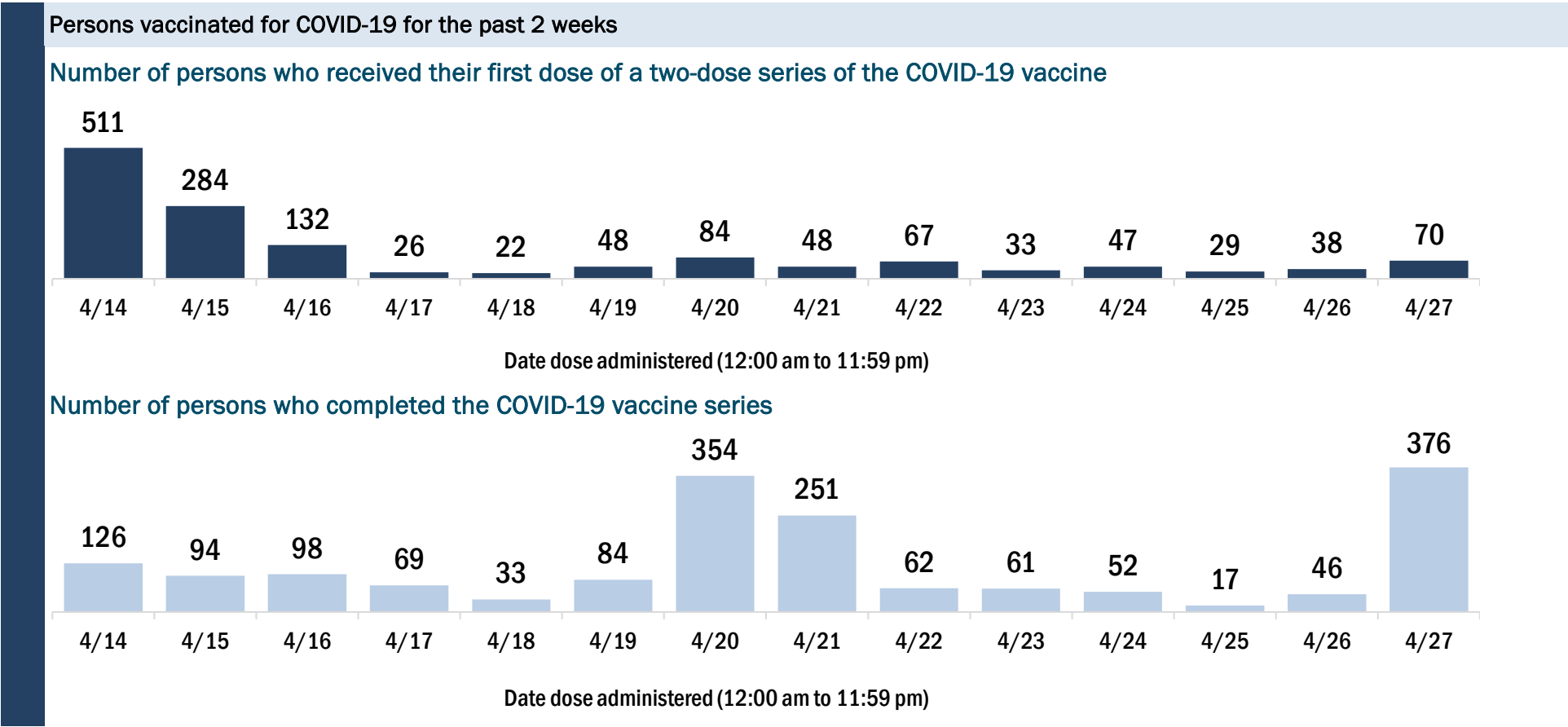
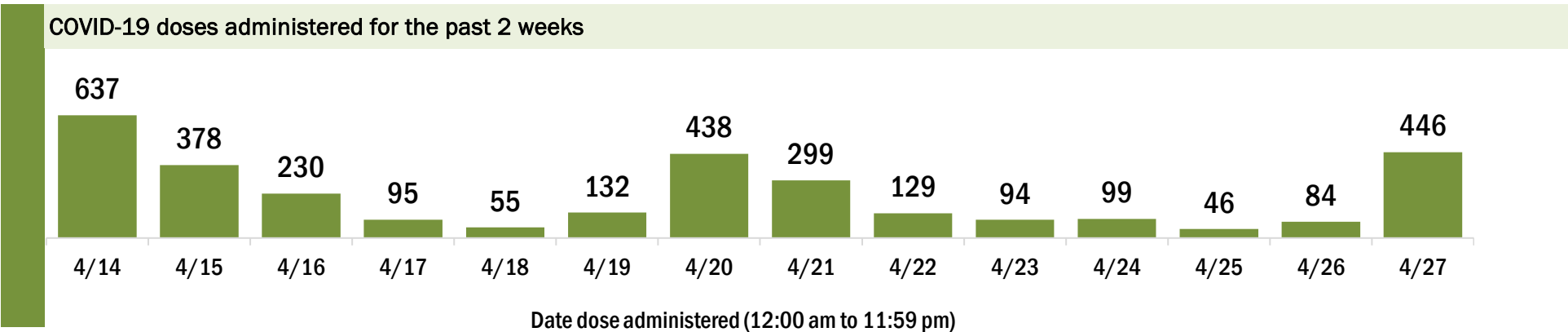
Data in this report are provisional and subject to change.

Data in this summary pertain to COVID-19 vaccines approved by the U.S. Food and Drug Administration and have been issued an Emergency Use Authorization (Janssen COVID-19 Vaccine, Moderna COVID-19 Vaccine and Pfizer-BioNTech COVID-19 Vaccine). These data summarize the number of people who have received either their first dose or have completed the series for a COVID-19 vaccine. **A person can only be counted in one category, first dose or series complete.** For persons receiving Moderna or Pfizer vaccines, once they receive their second dose, they are moved from the first dose column to the series completed column. **Because of this, the total first dose category may show a change from report to report not matching the total receiving their first dose from the previous day.** Persons receiving Johnson & Johnson vaccines will always be counted in the series completed column.

COVID-19 doses for vaccinated persons in Florida	
Doses administered	26,417
People receiving one dose of a 1-dose series (Johnson & Johnson) or receiving only one dose of a 2-dose series (Moderna, Pfizer) count once. Persons receiving both doses of a 2-dose series count twice.	

Current status of persons vaccinated for COVID-19 in Florida	
Total people vaccinated	15,800
First dose	3,583
Series completed	12,217
Completed 1-dose series	1,600
Completed 2-dose series	10,617
First dose: current number of people who have only received their first dose of the Moderna or Pfizer vaccine.	
Series complete: current number of people who have received both Moderna or Pfizer vaccine doses or one Johnson & Johnson dose and are considered fully immunized.	

Demographic summary	First dose	Series complete	Total people vaccinated
Age group	3,583	12,217	15,800
16-24 years	454	198	652
25-34 years	436	430	866
35-44 years	480	728	1,208
45-54 years	621	1,292	1,913
55-64 years	839	2,476	3,315
65-74 years	432	4,088	4,520
75-84 years	237	2,331	2,568
85+ years	84	674	758
Race	3,583	12,217	15,800
White	2,198	8,825	11,023
Black	599	1,333	1,932
American Indian/Alaskan	22	59	81
Other	346	823	1,169
Unknown	418	1,177	1,595
Other race includes Asian, native Hawaiian/Pacific Islander, or other.			
Ethnicity	3,583	12,217	15,800
Hispanic	249	376	625
Non-Hispanic	2,039	8,900	10,939
Unknown	1,295	2,941	4,236
Gender	3,583	12,217	15,800
Female	1,493	7,141	8,634
Male	2,080	5,076	7,156
Unknown	10	0	10



COVID-19: Dade County vaccine summary

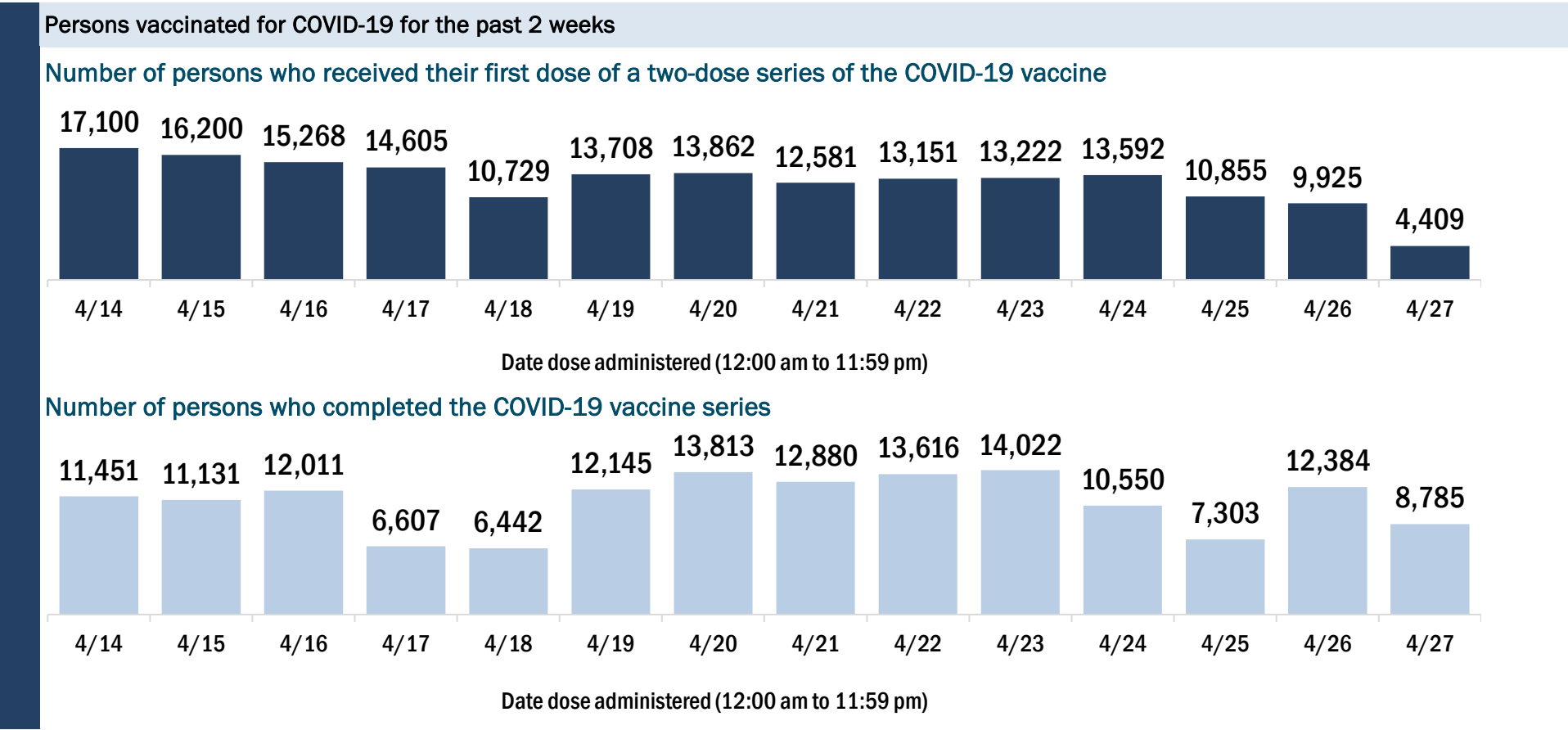
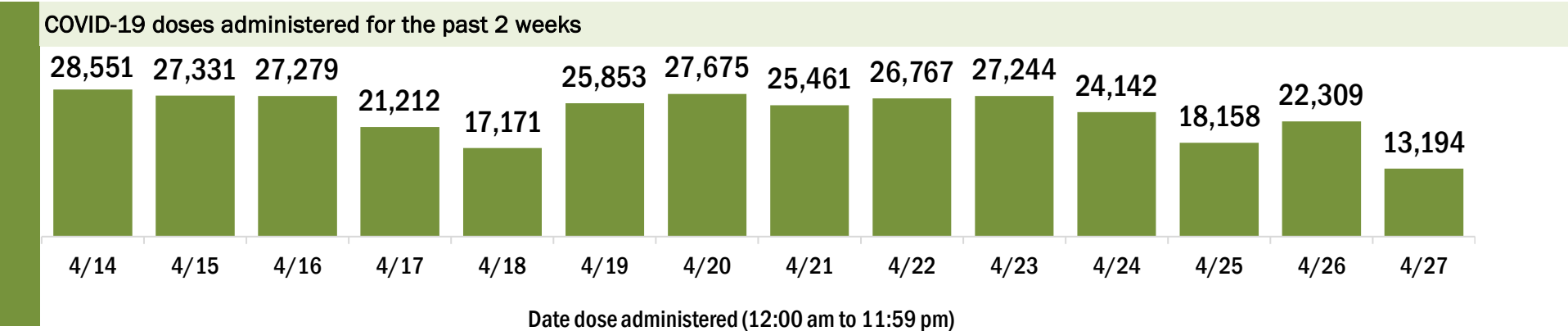
Vaccination data through Apr 27, 2021 as of Apr 28, 2021 at 12:05 AM

Data in this report are provisional and subject to change.

Data in this summary pertain to COVID-19 vaccines approved by the U.S. Food and Drug Administration and have been issued an Emergency Use Authorization (Janssen COVID-19 Vaccine, Moderna COVID-19 Vaccine and Pfizer-BioNTech COVID-19 Vaccine). These data summarize the number of people who have received either their first dose or have completed the series for a COVID-19 vaccine. **A person can only be counted in one category, first dose or series complete.** For persons receiving Moderna or Pfizer vaccines, once they receive their second dose, they are moved from the first dose column to the series completed column. **Because of this, the total first dose category may show a change from report to report not matching the total receiving their first dose from the previous day.** Persons receiving Johnson & Johnson vaccines will always be counted in the series completed column.

COVID-19 doses for vaccinated persons in Florida	
Doses administered	1,896,830
People receiving one dose of a 1-dose series (Johnson & Johnson) or receiving only one dose of a 2-dose series (Moderna, Pfizer) count once. Persons receiving both doses of a 2-dose series count twice.	
Current status of persons vaccinated for COVID-19 in Florida	
Total people vaccinated	1,201,848
First dose	408,760
Series completed	793,088
Completed 1-dose series	98,106
Completed 2-dose series	694,982
First dose: current number of people who have only received their first dose of the Moderna or Pfizer vaccine.	
Series complete: current number of people who have received both Moderna or Pfizer vaccine doses or one Johnson & Johnson dose and are considered fully immunized.	

Demographic summary		First dose	Series complete	Total people vaccinated
Age group		408,760	793,088	1,201,848
16-24 years		47,801	29,747	77,548
25-34 years		61,487	59,726	121,213
35-44 years		71,461	89,271	160,732
45-54 years		78,604	136,440	215,044
55-64 years		69,734	172,540	242,274
65-74 years		45,362	166,912	212,274
75-84 years		23,946	100,152	124,098
85+ years		10,365	38,300	48,665
Race		408,760	793,088	1,201,848
White		285,703	557,814	843,517
Black		24,224	53,824	78,048
American Indian/Alaskan		1,175	1,703	2,878
Other		45,501	85,759	131,260
Unknown		52,157	93,988	146,145
Other race includes Asian, native Hawaiian/Pacific Islander, or other.				
Ethnicity		408,760	793,088	1,201,848
Hispanic		222,011	388,481	610,492
Non-Hispanic		66,350	174,806	241,156
Unknown		120,399	229,801	350,200
Gender		408,760	793,088	1,201,848
Female		212,330	437,515	649,845
Male		194,531	354,321	548,852
Unknown		1,899	1,252	3,151



COVID-19: Desoto County vaccine summary

Vaccination data through Apr 27, 2021 as of Apr 28, 2021 at 12:05 AM

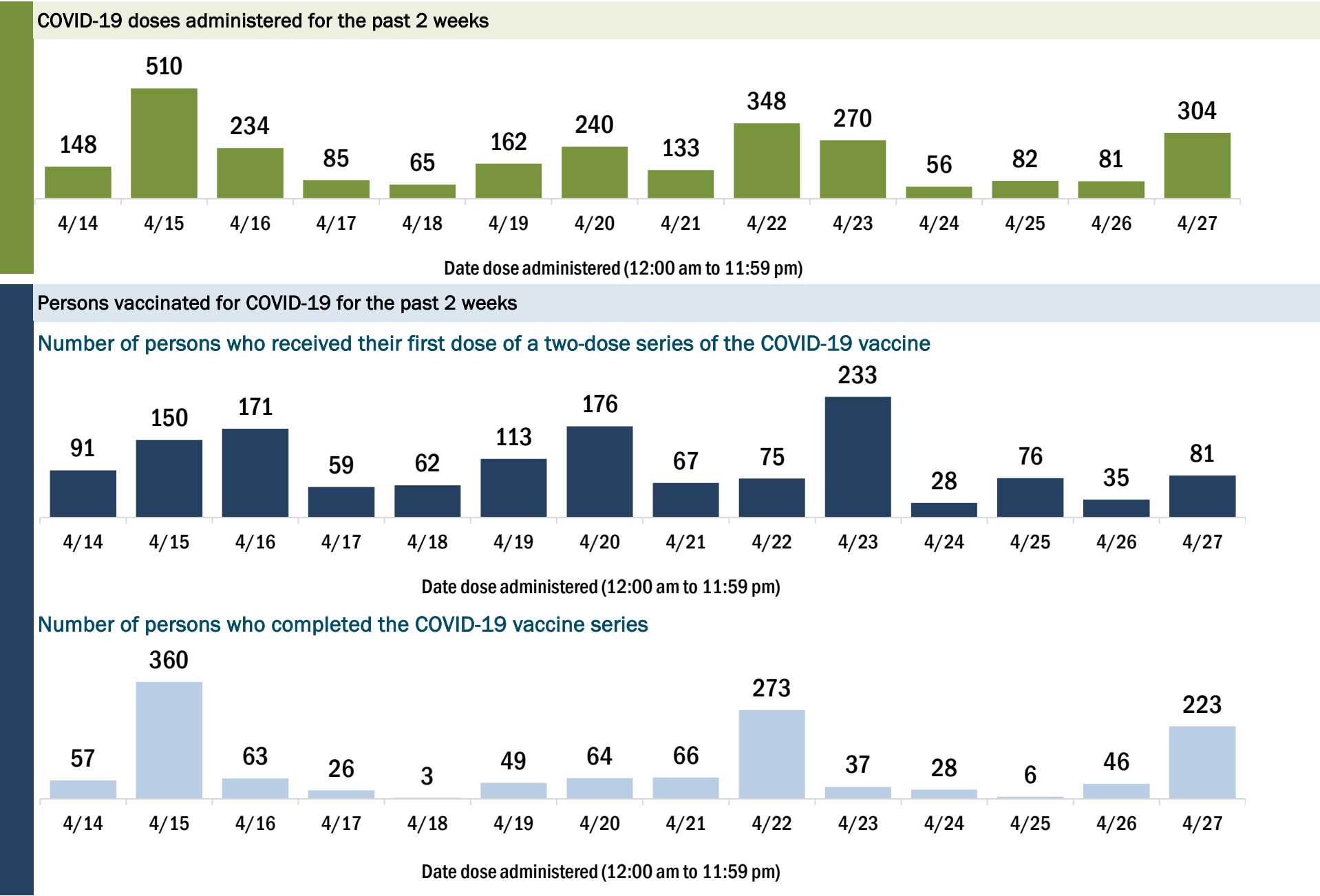
Data in this report are provisional and subject to change.

Data in this summary pertain to COVID-19 vaccines approved by the U.S. Food and Drug Administration and have been issued an Emergency Use Authorization (Janssen COVID-19 Vaccine, Moderna COVID-19 Vaccine and Pfizer-BioNTech COVID-19 Vaccine). These data summarize the number of people who have received either their first dose or have completed the series for a COVID-19 vaccine. **A person can only be counted in one category, first dose or series complete.** For persons receiving Moderna or Pfizer vaccines, once they receive their second dose, they are moved from the first dose column to the series completed column. **Because of this, the total first dose category may show a change from report to report not matching the total receiving their first dose from the previous day.** Persons receiving Johnson & Johnson vaccines will always be counted in the series completed column.

COVID-19 doses for vaccinated persons in Florida	
Doses administered	17,373
People receiving one dose of a 1-dose series (Johnson & Johnson) or receiving only one dose of a 2-dose series (Moderna, Pfizer) count once. Persons receiving both doses of a 2-dose series count twice.	

Current status of persons vaccinated for COVID-19 in Florida	
Total people vaccinated	11,057
First dose	4,234
Series completed	6,823
Completed 1-dose series	507
Completed 2-dose series	6,316
First dose: current number of people who have only received their first dose of the Moderna or Pfizer vaccine.	
Series complete: current number of people who have received both Moderna or Pfizer vaccine doses or one Johnson & Johnson dose and are considered fully immunized.	

Demographic summary	First dose	Series complete	Total people vaccinated
Age group	4,234	6,823	11,057
16-24 years	367	84	451
25-34 years	509	203	712
35-44 years	605	254	859
45-54 years	717	475	1,192
55-64 years	941	1,087	2,028
65-74 years	626	2,601	3,227
75-84 years	368	1,720	2,088
85+ years	101	399	500
Race	4,234	6,823	11,057
White	2,194	4,961	7,155
Black	239	368	607
American Indian/Alaskan	19	28	47
Other	1,042	582	1,624
Unknown	740	884	1,624
Other race includes Asian, native Hawaiian/Pacific Islander, or other.			
Ethnicity	4,234	6,823	11,057
Hispanic	1,378	451	1,829
Non-Hispanic	1,530	3,444	4,974
Unknown	1,326	2,928	4,254
Gender	4,234	6,823	11,057
Female	1,685	3,732	5,417
Male	2,549	3,090	5,639
Unknown	0	1	1



COVID-19: Dixie County vaccine summary

Vaccination data through Apr 27, 2021 as of Apr 28, 2021 at 12:05 AM

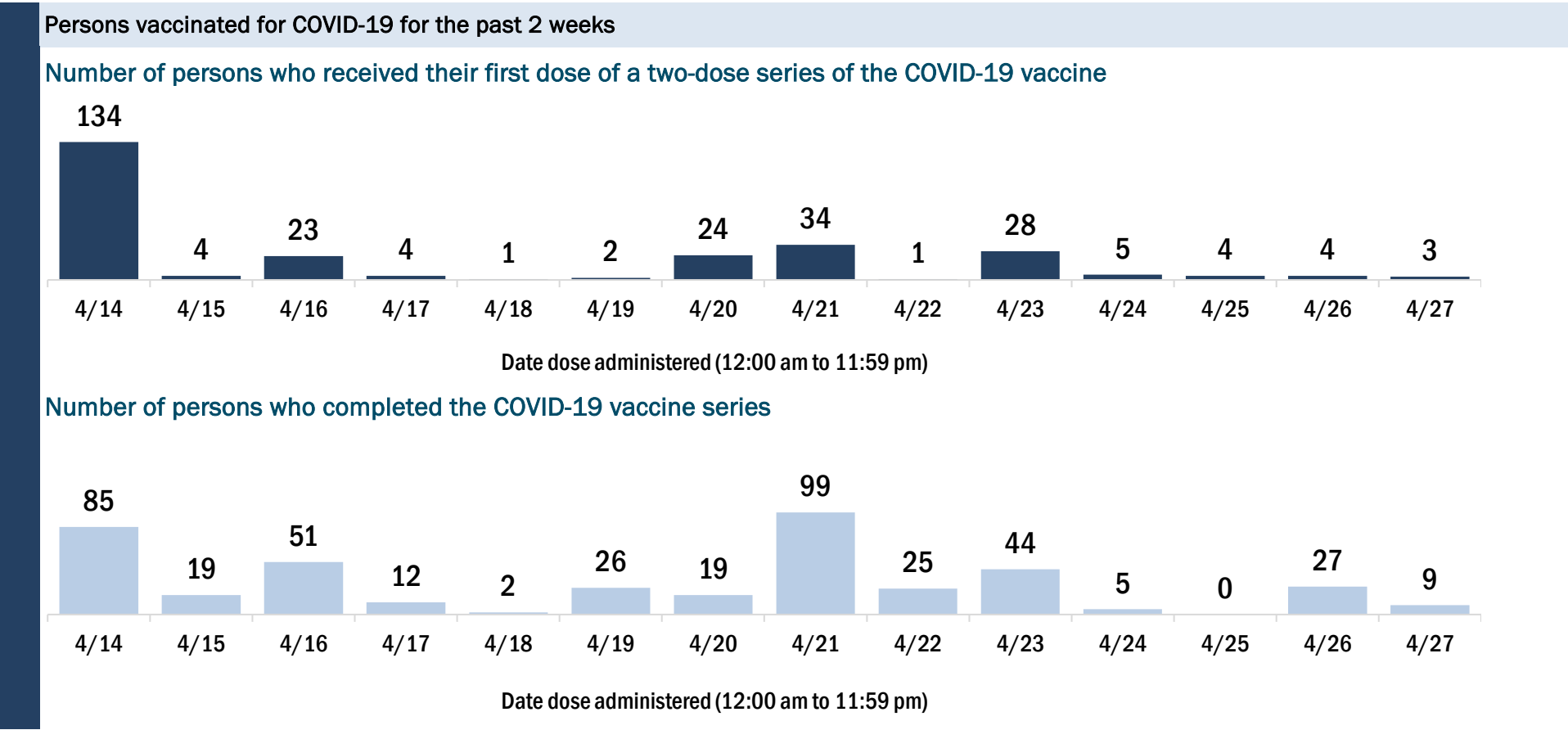
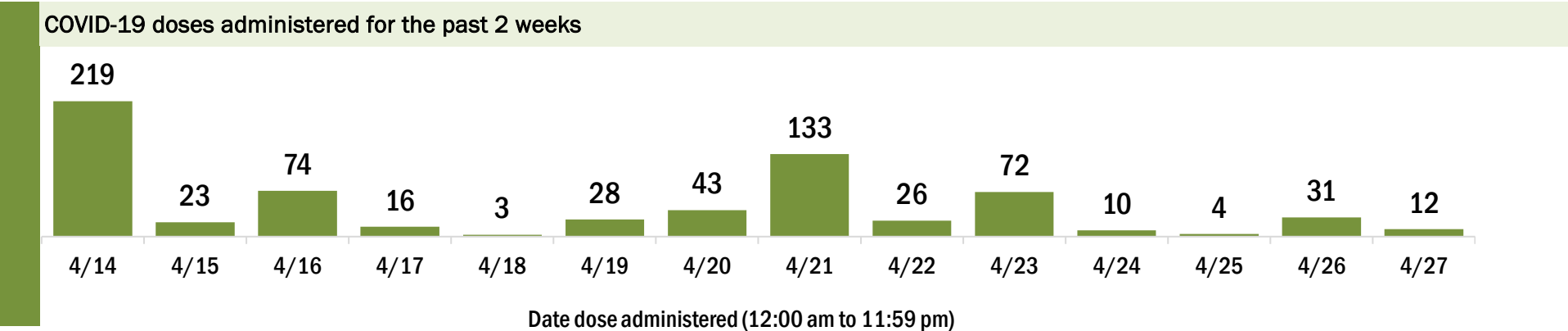
Data in this report are provisional and subject to change.

Data in this summary pertain to COVID-19 vaccines approved by the U.S. Food and Drug Administration and have been issued an Emergency Use Authorization (Janssen COVID-19 Vaccine, Moderna COVID-19 Vaccine and Pfizer-BioNTech COVID-19 Vaccine). These data summarize the number of people who have received either their first dose or have completed the series for a COVID-19 vaccine. **A person can only be counted in one category, first dose or series complete.** For persons receiving Moderna or Pfizer vaccines, once they receive their second dose, they are moved from the first dose column to the series completed column. **Because of this, the total first dose category may show a change from report to report not matching the total receiving their first dose from the previous day.** Persons receiving Johnson & Johnson vaccines will always be counted in the series completed column.

COVID-19 doses for vaccinated persons in Florida	
Doses administered	5,961
People receiving one dose of a 1-dose series (Johnson & Johnson) or receiving only one dose of a 2-dose series (Moderna, Pfizer) count once. Persons receiving both doses of a 2-dose series count twice.	

Current status of persons vaccinated for COVID-19 in Florida	
Total people vaccinated	3,814
First dose	1,324
Series completed	2,490
Completed 1-dose series	343
Completed 2-dose series	2,147
First dose: current number of people who have only received their first dose of the Moderna or Pfizer vaccine.	
Series complete: current number of people who have received both Moderna or Pfizer vaccine doses or one Johnson & Johnson dose and are considered fully immunized.	

Demographic summary	First dose	Series complete	Total people vaccinated
Age group	1,324	2,490	3,814
16-24 years	40	21	61
25-34 years	96	33	129
35-44 years	217	75	292
45-54 years	272	143	415
55-64 years	360	518	878
65-74 years	210	998	1,208
75-84 years	104	557	661
85+ years	25	145	170
Race	1,324	2,490	3,814
White	971	2,170	3,141
Black	264	101	365
American Indian/Alaskan	11	13	24
Other	46	71	117
Unknown	32	135	167
Other race includes Asian, native Hawaiian/Pacific Islander, or other.			
Ethnicity	1,324	2,490	3,814
Hispanic	37	45	82
Non-Hispanic	1,080	1,887	2,967
Unknown	207	558	765
Gender	1,324	2,490	3,814
Female	368	1,335	1,703
Male	956	1,155	2,111
Unknown	0	0	0



COVID-19: Duval County vaccine summary

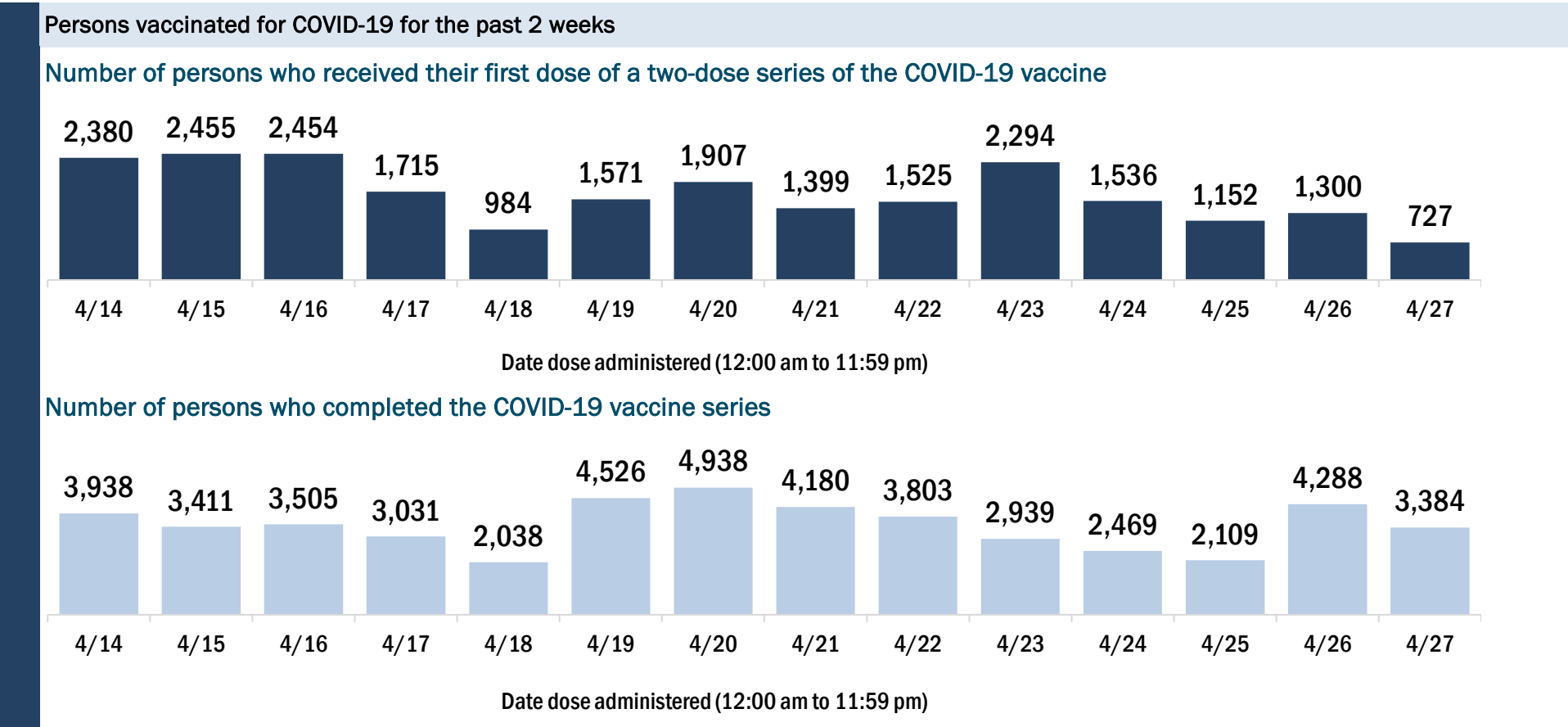
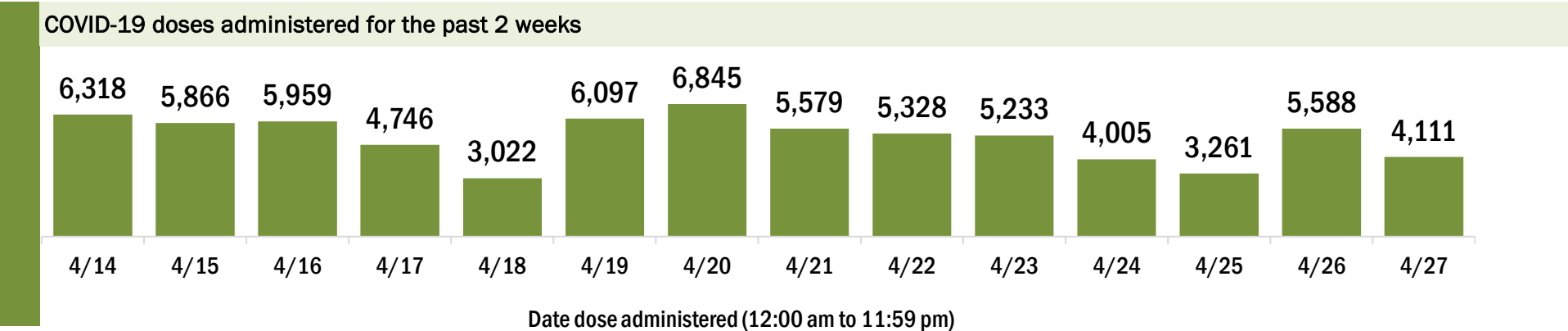
Vaccination data through Apr 27, 2021 as of Apr 28, 2021 at 12:05 AM

Data in this report are provisional and subject to change.

Data in this summary pertain to COVID-19 vaccines approved by the U.S. Food and Drug Administration and have been issued an Emergency Use Authorization (Janssen COVID-19 Vaccine, Moderna COVID-19 Vaccine and Pfizer-BioNTech COVID-19 Vaccine). These data summarize the number of people who have received either their first dose or have completed the series for a COVID-19 vaccine. **A person can only be counted in one category, first dose or series complete.** For persons receiving Moderna or Pfizer vaccines, once they receive their second dose, they are moved from the first dose column to the series completed column. **Because of this, the total first dose category may show a change from report to report not matching the total receiving their first dose from the previous day.** Persons receiving Johnson & Johnson vaccines will always be counted in the series completed column.

COVID-19 doses for vaccinated persons in Florida	
Doses administered	535,923
People receiving one dose of a 1-dose series (Johnson & Johnson) or receiving only one dose of a 2-dose series (Moderna, Pfizer) count once. Persons receiving both doses of a 2-dose series count twice.	
Current status of persons vaccinated for COVID-19 in Florida	
Total people vaccinated	321,117
First dose	82,610
Series completed	238,507
Completed 1-dose series	23,701
Completed 2-dose series	214,806
First dose: current number of people who have only received their first dose of the Moderna or Pfizer vaccine.	
Series complete: current number of people who have received both Moderna or Pfizer vaccine doses or one Johnson & Johnson dose and are considered fully immunized.	

Demographic summary		First dose	Series complete	Total people vaccinated
Age group		82,610	238,507	321,117
16-24 years		10,579	7,837	18,416
25-34 years		14,080	19,478	33,558
35-44 years		13,766	25,400	39,166
45-54 years		12,724	36,085	48,809
55-64 years		13,372	55,136	68,508
65-74 years		11,156	58,864	70,020
75-84 years		4,818	26,593	31,411
85+ years		2,115	9,114	11,229
Race		82,610	238,507	321,117
White		41,911	138,776	180,687
Black		12,680	40,296	52,976
American Indian/Alaskan		270	571	841
Other		13,815	29,352	43,167
Unknown		13,934	29,512	43,446
Other race includes Asian, native Hawaiian/Pacific Islander, or other.				
Ethnicity		82,610	238,507	321,117
Hispanic		8,004	12,052	20,056
Non-Hispanic		51,361	172,955	224,316
Unknown		23,245	53,500	76,745
Gender		82,610	238,507	321,117
Female		42,889	136,809	179,698
Male		37,268	101,550	138,818
Unknown		2,453	148	2,601



COVID-19: Escambia County vaccine summary

Vaccination data through Apr 27, 2021 as of Apr 28, 2021 at 12:05 AM

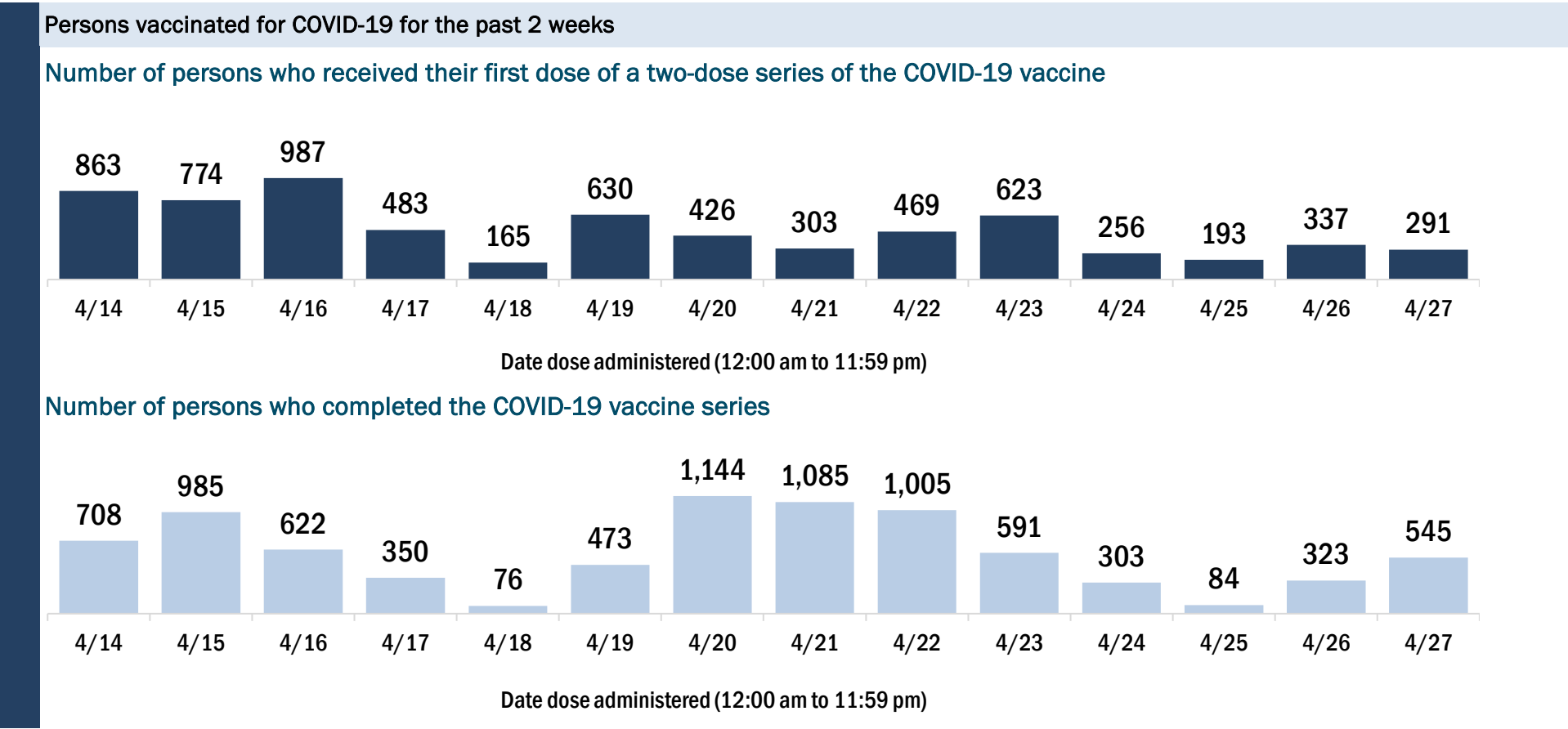
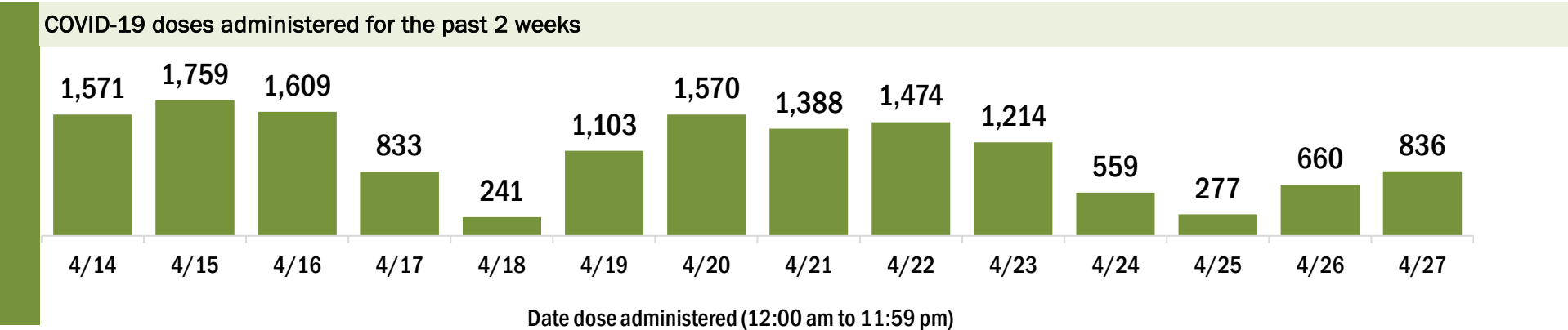
Data in this report are provisional and subject to change.

Data in this summary pertain to COVID-19 vaccines approved by the U.S. Food and Drug Administration and have been issued an Emergency Use Authorization (Janssen COVID-19 Vaccine, Moderna COVID-19 Vaccine and Pfizer-BioNTech COVID-19 Vaccine). These data summarize the number of people who have received either their first dose or have completed the series for a COVID-19 vaccine. **A person can only be counted in one category, first dose or series complete.** For persons receiving Moderna or Pfizer vaccines, once they receive their second dose, they are moved from the first dose column to the series completed column. **Because of this, the total first dose category may show a change from report to report not matching the total receiving their first dose from the previous day.** Persons receiving Johnson & Johnson vaccines will always be counted in the series completed column.

COVID-19 doses for vaccinated persons in Florida	
Doses administered	157,765
People receiving one dose of a 1-dose series (Johnson & Johnson) or receiving only one dose of a 2-dose series (Moderna, Pfizer) count once. Persons receiving both doses of a 2-dose series count twice.	

Current status of persons vaccinated for COVID-19 in Florida	
Total people vaccinated	96,202
First dose	27,667
Series completed	68,535
Completed 1-dose series	6,972
Completed 2-dose series	61,563
First dose: current number of people who have only received their first dose of the Moderna or Pfizer vaccine.	
Series complete: current number of people who have received both Moderna or Pfizer vaccine doses or one Johnson & Johnson dose and are considered fully immunized.	

Demographic summary	First dose	Series complete	Total people vaccinated
Age group	27,667	68,535	96,202
16-24 years	3,454	1,449	4,903
25-34 years	4,521	3,531	8,052
35-44 years	4,161	4,791	8,952
45-54 years	4,027	8,075	12,102
55-64 years	4,717	15,964	20,681
65-74 years	3,882	20,127	24,009
75-84 years	2,082	10,729	12,811
85+ years	823	3,869	4,692
Race	27,667	68,535	96,202
White	14,668	42,105	56,773
Black	3,538	10,443	13,981
American Indian/Alaskan	152	514	666
Other	2,895	6,255	9,150
Unknown	6,414	9,218	15,632
Other race includes Asian, native Hawaiian/Pacific Islander, or other.			
Ethnicity	27,667	68,535	96,202
Hispanic	1,228	1,624	2,852
Non-Hispanic	16,514	48,585	65,099
Unknown	9,925	18,326	28,251
Gender	27,667	68,535	96,202
Female	15,027	40,325	55,352
Male	12,556	28,151	40,707
Unknown	84	59	143



COVID-19: Flagler County vaccine summary

Vaccination data through Apr 27, 2021 as of Apr 28, 2021 at 12:05 AM

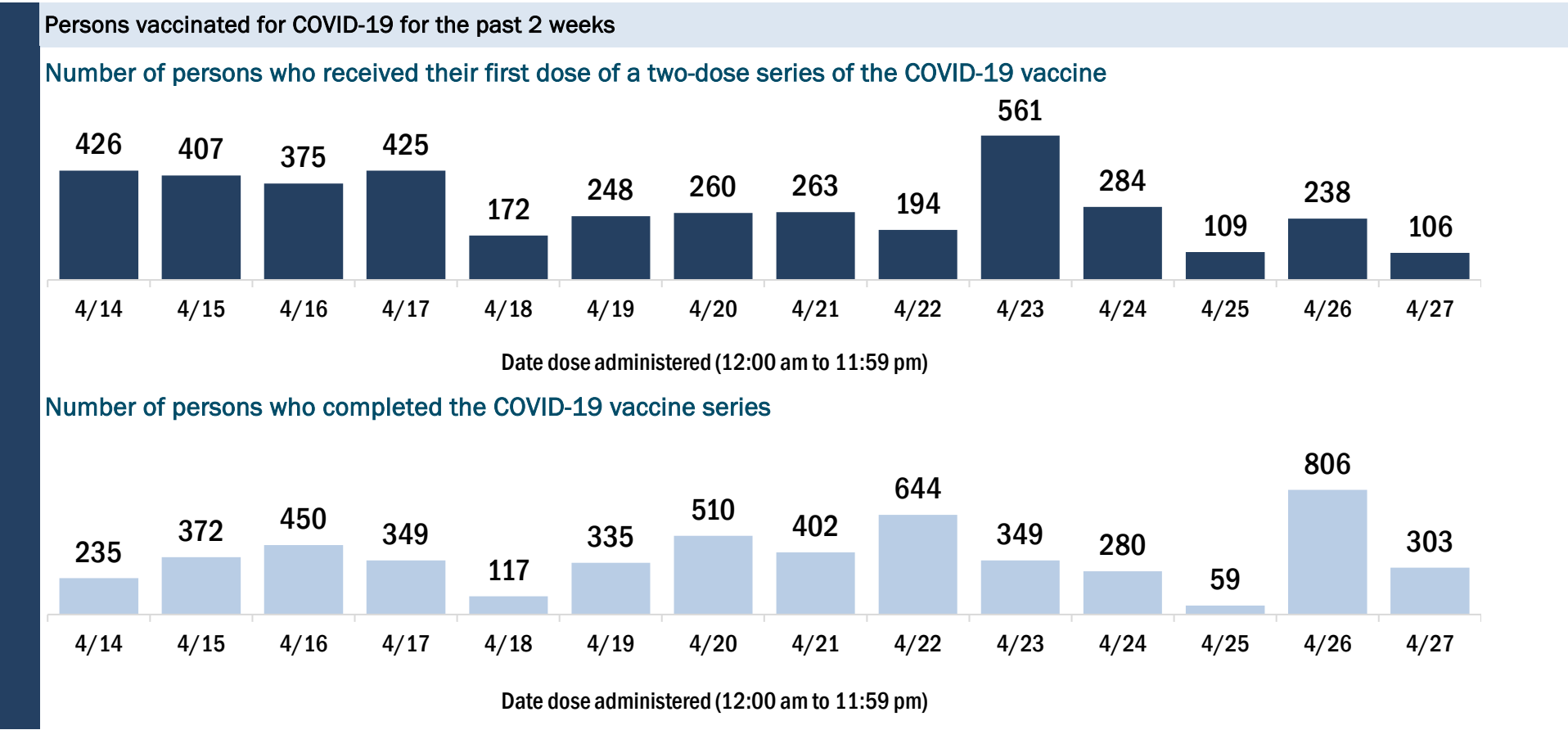
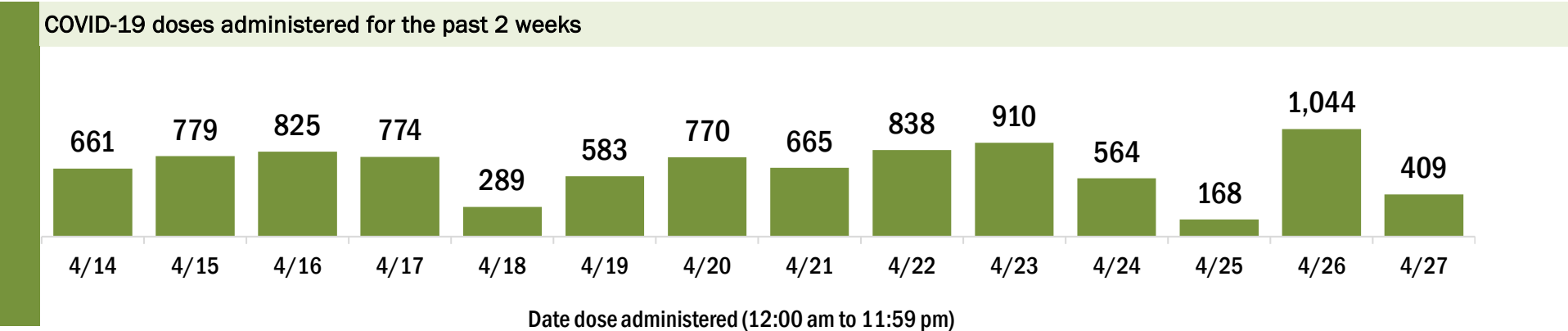
Data in this report are provisional and subject to change.

Data in this summary pertain to COVID-19 vaccines approved by the U.S. Food and Drug Administration and have been issued an Emergency Use Authorization (Janssen COVID-19 Vaccine, Moderna COVID-19 Vaccine and Pfizer-BioNTech COVID-19 Vaccine). These data summarize the number of people who have received either their first dose or have completed the series for a COVID-19 vaccine. **A person can only be counted in one category, first dose or series complete.** For persons receiving Moderna or Pfizer vaccines, once they receive their second dose, they are moved from the first dose column to the series completed column. **Because of this, the total first dose category may show a change from report to report not matching the total receiving their first dose from the previous day.** Persons receiving Johnson & Johnson vaccines will always be counted in the series completed column.

COVID-19 doses for vaccinated persons in Florida	
Doses administered	85,649
People receiving one dose of a 1-dose series (Johnson & Johnson) or receiving only one dose of a 2-dose series (Moderna, Pfizer) count once. Persons receiving both doses of a 2-dose series count twice.	

Current status of persons vaccinated for COVID-19 in Florida	
Total people vaccinated	51,014
First dose	14,229
Series completed	36,785
Completed 1-dose series	2,150
Completed 2-dose series	34,635
First dose: current number of people who have only received their first dose of the Moderna or Pfizer vaccine.	
Series complete: current number of people who have received both Moderna or Pfizer vaccine doses or one Johnson & Johnson dose and are considered fully immunized.	

Demographic summary	First dose	Series complete	Total people vaccinated
Age group	14,229	36,785	51,014
16-24 years	1,292	411	1,703
25-34 years	1,177	798	1,975
35-44 years	1,704	1,437	3,141
45-54 years	2,429	2,781	5,210
55-64 years	3,420	6,733	10,153
65-74 years	2,305	14,175	16,480
75-84 years	1,398	8,216	9,614
85+ years	504	2,234	2,738
Race	14,229	36,785	51,014
White	8,967	24,912	33,879
Black	1,001	2,372	3,373
American Indian/Alaskan	104	213	317
Other	1,287	3,328	4,615
Unknown	2,870	5,960	8,830
Other race includes Asian, native Hawaiian/Pacific Islander, or other.			
Ethnicity	14,229	36,785	51,014
Hispanic	1,470	1,980	3,450
Non-Hispanic	8,274	22,345	30,619
Unknown	4,485	12,460	16,945
Gender	14,229	36,785	51,014
Female	7,505	20,732	28,237
Male	6,544	15,880	22,424
Unknown	180	173	353



COVID-19: Franklin County vaccine summary

Vaccination data through Apr 27, 2021 as of Apr 28, 2021 at 12:05 AM

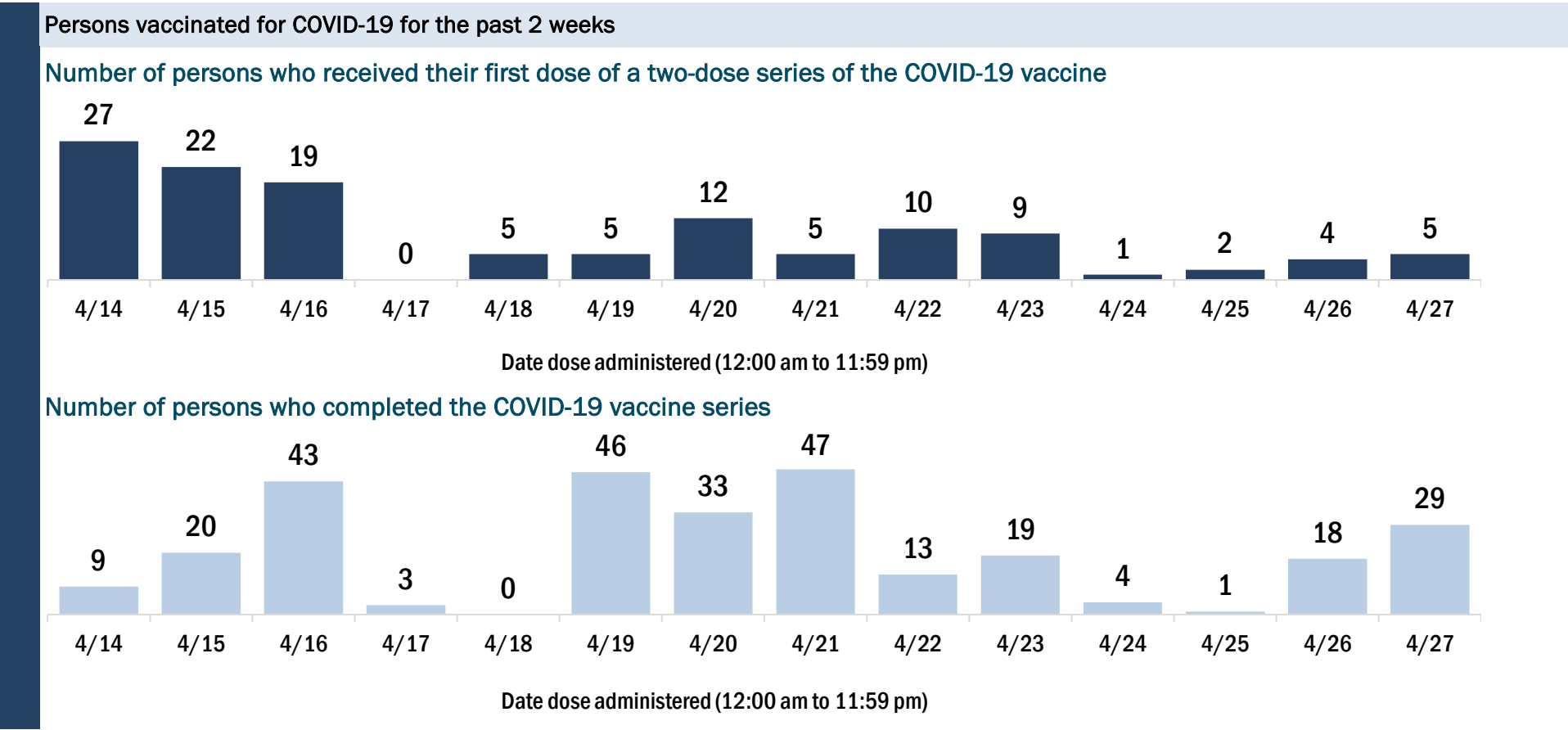
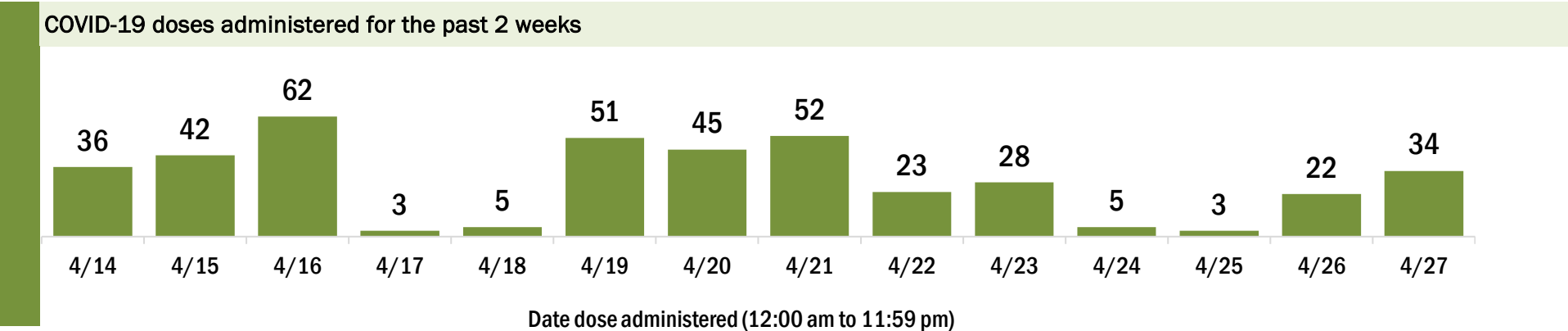
Data in this report are provisional and subject to change.

Data in this summary pertain to COVID-19 vaccines approved by the U.S. Food and Drug Administration and have been issued an Emergency Use Authorization (Janssen COVID-19 Vaccine, Moderna COVID-19 Vaccine and Pfizer-BioNTech COVID-19 Vaccine). These data summarize the number of people who have received either their first dose or have completed the series for a COVID-19 vaccine. **A person can only be counted in one category, first dose or series complete.** For persons receiving Moderna or Pfizer vaccines, once they receive their second dose, they are moved from the first dose column to the series completed column. **Because of this, the total first dose category may show a change from report to report not matching the total receiving their first dose from the previous day.** Persons receiving Johnson & Johnson vaccines will always be counted in the series completed column.

COVID-19 doses for vaccinated persons in Florida	
Doses administered	6,948
People receiving one dose of a 1-dose series (Johnson & Johnson) or receiving only one dose of a 2-dose series (Moderna, Pfizer) count once. Persons receiving both doses of a 2-dose series count twice.	

Current status of persons vaccinated for COVID-19 in Florida	
Total people vaccinated	3,959
First dose	889
Series completed	3,070
Completed 1-dose series	81
Completed 2-dose series	2,989
First dose: current number of people who have only received their first dose of the Moderna or Pfizer vaccine.	
Series complete: current number of people who have received both Moderna or Pfizer vaccine doses or one Johnson & Johnson dose and are considered fully immunized.	

Demographic summary	First dose	Series complete	Total people vaccinated
Age group	889	3,070	3,959
16-24 years	41	17	58
25-34 years	117	46	163
35-44 years	154	88	242
45-54 years	166	234	400
55-64 years	211	665	876
65-74 years	138	1,295	1,433
75-84 years	51	605	656
85+ years	11	120	131
Race	889	3,070	3,959
White	644	2,752	3,396
Black	176	140	316
American Indian/Alaskan	1	8	9
Other	34	117	151
Unknown	34	53	87
Other race includes Asian, native Hawaiian/Pacific Islander, or other.			
Ethnicity	889	3,070	3,959
Hispanic	15	43	58
Non-Hispanic	484	2,644	3,128
Unknown	390	383	773
Gender	889	3,070	3,959
Female	308	1,624	1,932
Male	581	1,446	2,027
Unknown	0	0	0



COVID-19: Gadsden County vaccine summary

Vaccination data through Apr 27, 2021 as of Apr 28, 2021 at 12:05 AM

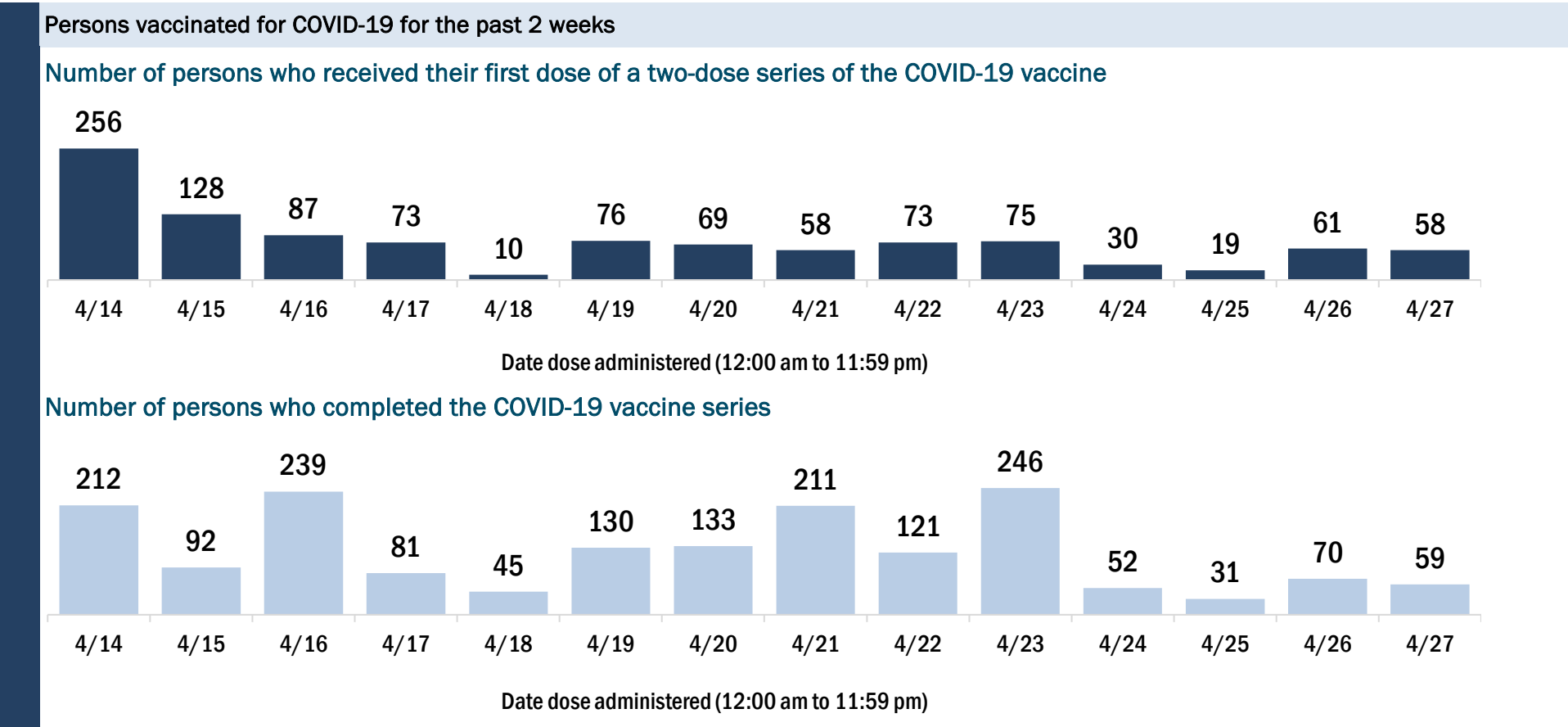
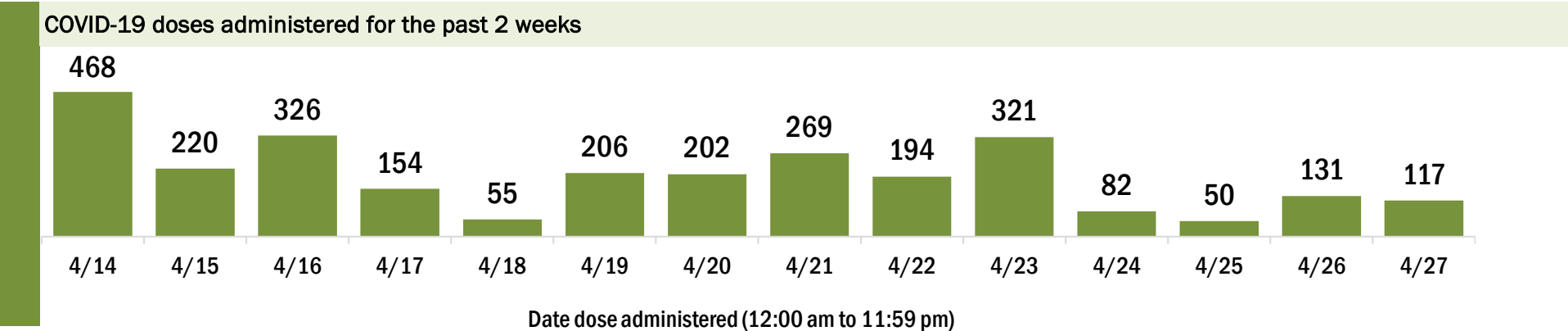
Data in this report are provisional and subject to change.

Data in this summary pertain to COVID-19 vaccines approved by the U.S. Food and Drug Administration and have been issued an Emergency Use Authorization (Janssen COVID-19 Vaccine, Moderna COVID-19 Vaccine and Pfizer-BioNTech COVID-19 Vaccine). These data summarize the number of people who have received either their first dose or have completed the series for a COVID-19 vaccine. **A person can only be counted in one category, first dose or series complete.** For persons receiving Moderna or Pfizer vaccines, once they receive their second dose, they are moved from the first dose column to the series completed column. **Because of this, the total first dose category may show a change from report to report not matching the total receiving their first dose from the previous day.** Persons receiving Johnson & Johnson vaccines will always be counted in the series completed column.

COVID-19 doses for vaccinated persons in Florida	
Doses administered	26,959
People receiving one dose of a 1-dose series (Johnson & Johnson) or receiving only one dose of a 2-dose series (Moderna, Pfizer) count once. Persons receiving both doses of a 2-dose series count twice.	

Current status of persons vaccinated for COVID-19 in Florida	
Total people vaccinated	16,304
First dose	3,936
Series completed	12,368
Completed 1-dose series	1,713
Completed 2-dose series	10,655
First dose: current number of people who have only received their first dose of the Moderna or Pfizer vaccine.	
Series complete: current number of people who have received both Moderna or Pfizer vaccine doses or one Johnson & Johnson dose and are considered fully immunized.	

Demographic summary	First dose	Series complete	Total people vaccinated
Age group	3,936	12,368	16,304
16-24 years	313	205	518
25-34 years	403	653	1,056
35-44 years	750	1,049	1,799
45-54 years	850	1,652	2,502
55-64 years	847	2,872	3,719
65-74 years	464	3,647	4,111
75-84 years	228	1,721	1,949
85+ years	81	569	650
Race	3,936	12,368	16,304
White	1,109	4,650	5,759
Black	1,717	5,222	6,939
American Indian/Alaskan	5	26	31
Other	616	1,607	2,223
Unknown	489	863	1,352
Other race includes Asian, native Hawaiian/Pacific Islander, or other.			
Ethnicity	3,936	12,368	16,304
Hispanic	528	413	941
Non-Hispanic	2,416	9,253	11,669
Unknown	992	2,702	3,694
Gender	3,936	12,368	16,304
Female	1,993	7,717	9,710
Male	1,943	4,651	6,594
Unknown	0	0	0



COVID-19: Gilchrist County vaccine summary

Vaccination data through Apr 27, 2021 as of Apr 28, 2021 at 12:05 AM

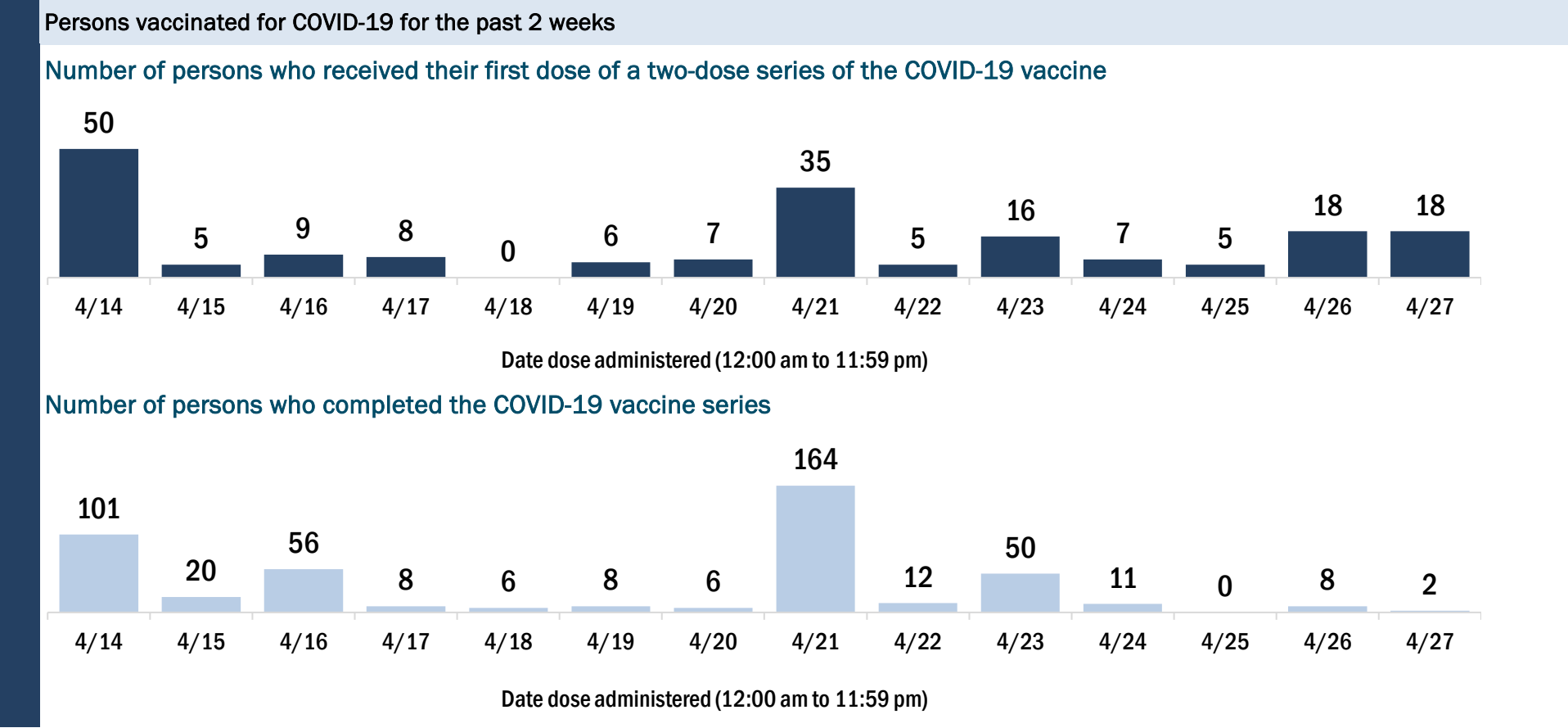
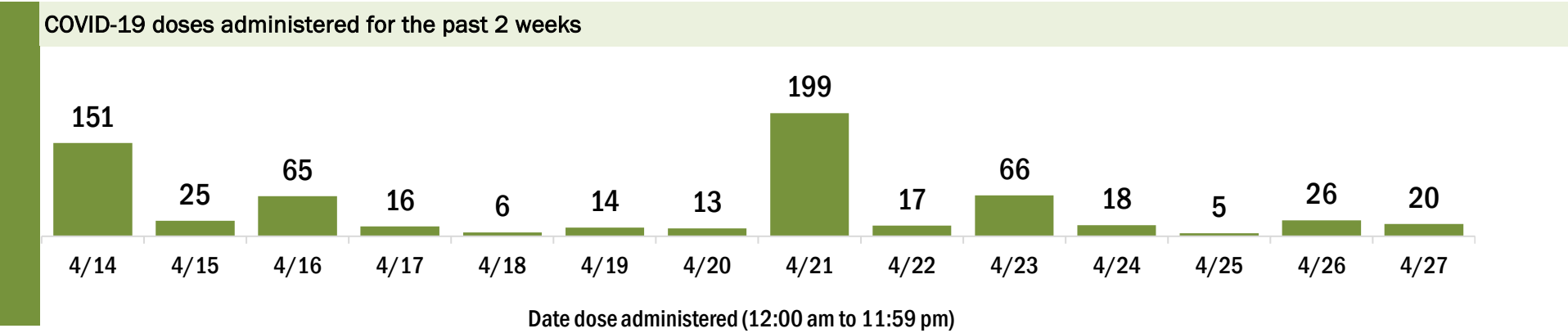
Data in this report are provisional and subject to change.

Data in this summary pertain to COVID-19 vaccines approved by the U.S. Food and Drug Administration and have been issued an Emergency Use Authorization (Janssen COVID-19 Vaccine, Moderna COVID-19 Vaccine and Pfizer-BioNTech COVID-19 Vaccine). These data summarize the number of people who have received either their first dose or have completed the series for a COVID-19 vaccine. **A person can only be counted in one category, first dose or series complete.** For persons receiving Moderna or Pfizer vaccines, once they receive their second dose, they are moved from the first dose column to the series completed column. **Because of this, the total first dose category may show a change from report to report not matching the total receiving their first dose from the previous day.** Persons receiving Johnson & Johnson vaccines will always be counted in the series completed column.

COVID-19 doses for vaccinated persons in Florida	
Doses administered	6,300
People receiving one dose of a 1-dose series (Johnson & Johnson) or receiving only one dose of a 2-dose series (Moderna, Pfizer) count once. Persons receiving both doses of a 2-dose series count twice.	

Current status of persons vaccinated for COVID-19 in Florida	
Total people vaccinated	3,776
First dose	841
Series completed	2,935
Completed 1-dose series	411
Completed 2-dose series	2,524
First dose: current number of people who have only received their first dose of the Moderna or Pfizer vaccine.	
Series complete: current number of people who have received both Moderna or Pfizer vaccine doses or one Johnson & Johnson dose and are considered fully immunized.	

Demographic summary	First dose	Series complete	Total people vaccinated
Age group	841	2,935	3,776
16-24 years	47	54	101
25-34 years	70	84	154
35-44 years	120	132	252
45-54 years	152	268	420
55-64 years	222	600	822
65-74 years	156	981	1,137
75-84 years	54	617	671
85+ years	20	199	219
Race	841	2,935	3,776
White	621	2,134	2,755
Black	42	49	91
American Indian/Alaskan	4	10	14
Other	71	213	284
Unknown	103	529	632
Other race includes Asian, native Hawaiian/Pacific Islander, or other.			
Ethnicity	841	2,935	3,776
Hispanic	69	59	128
Non-Hispanic	455	1,364	1,819
Unknown	317	1,512	1,829
Gender	841	2,935	3,776
Female	410	1,723	2,133
Male	430	1,212	1,642
Unknown	1	0	1



COVID-19: Glades County vaccine summary

Vaccination data through Apr 27, 2021 as of Apr 28, 2021 at 12:05 AM

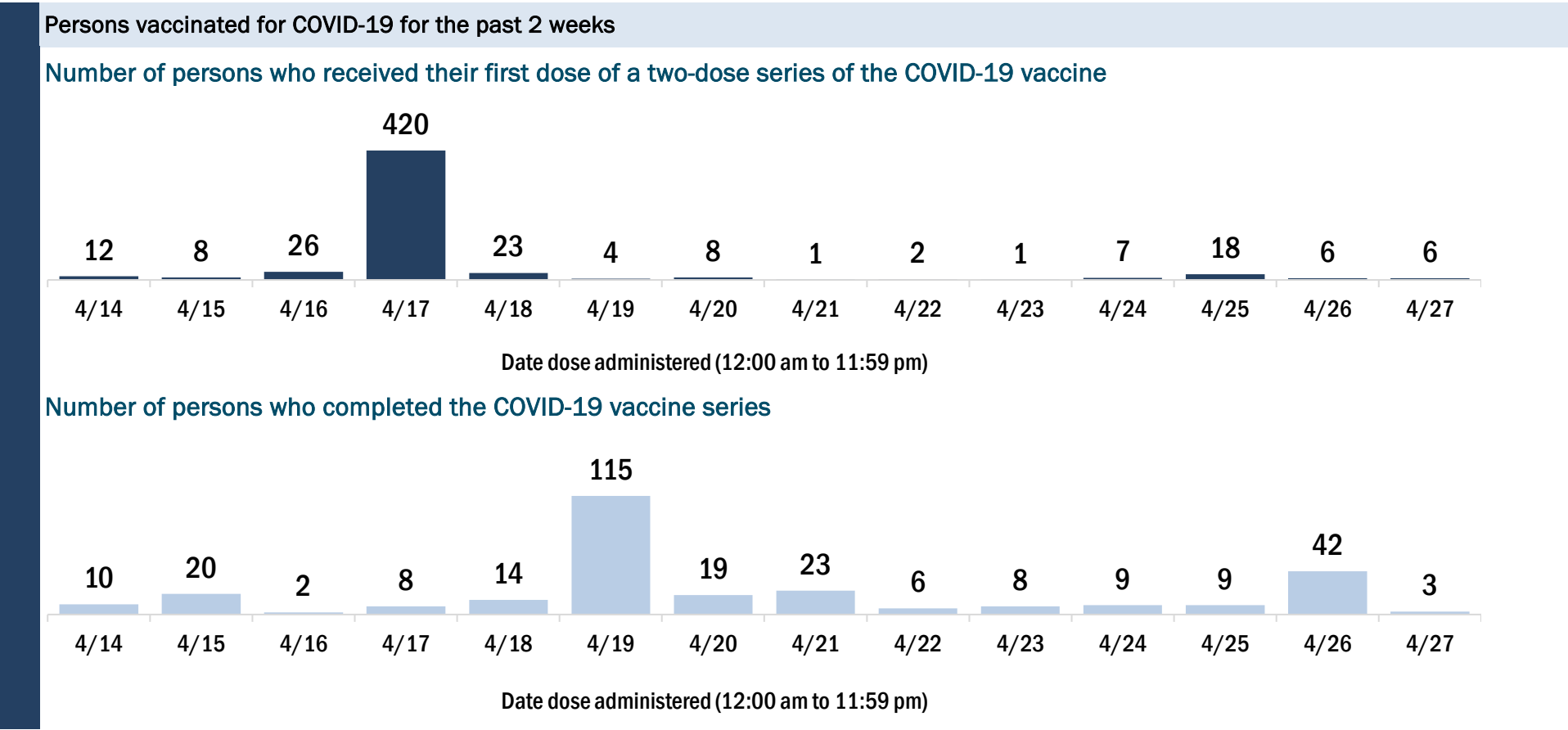
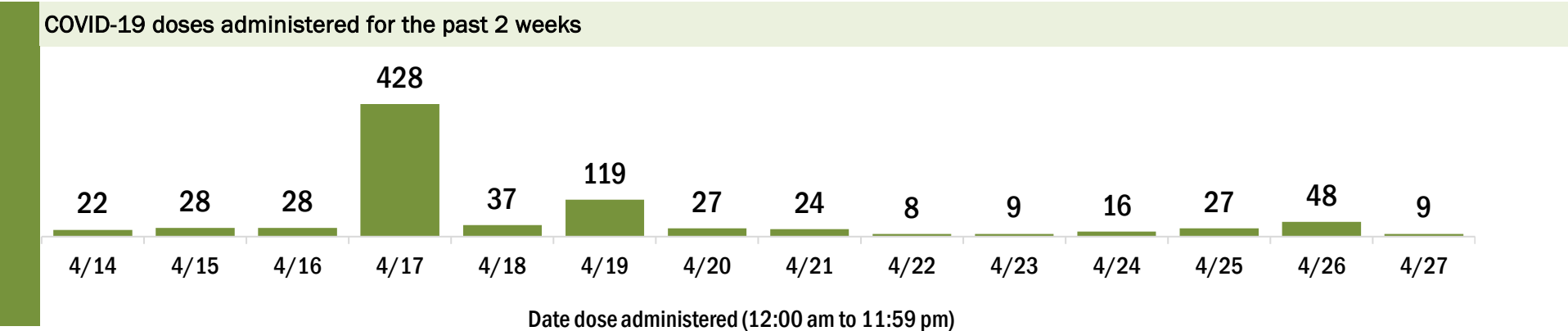
Data in this report are provisional and subject to change.

Data in this summary pertain to COVID-19 vaccines approved by the U.S. Food and Drug Administration and have been issued an Emergency Use Authorization (Janssen COVID-19 Vaccine, Moderna COVID-19 Vaccine and Pfizer-BioNTech COVID-19 Vaccine). These data summarize the number of people who have received either their first dose or have completed the series for a COVID-19 vaccine. **A person can only be counted in one category, first dose or series complete.** For persons receiving Moderna or Pfizer vaccines, once they receive their second dose, they are moved from the first dose column to the series completed column. **Because of this, the total first dose category may show a change from report to report not matching the total receiving their first dose from the previous day.** Persons receiving Johnson & Johnson vaccines will always be counted in the series completed column.

COVID-19 doses for vaccinated persons in Florida	
Doses administered	4,900
People receiving one dose of a 1-dose series (Johnson & Johnson) or receiving only one dose of a 2-dose series (Moderna, Pfizer) count once. Persons receiving both doses of a 2-dose series count twice.	

Current status of persons vaccinated for COVID-19 in Florida	
Total people vaccinated	2,964
First dose	803
Series completed	2,161
Completed 1-dose series	225
Completed 2-dose series	1,936
First dose: current number of people who have only received their first dose of the Moderna or Pfizer vaccine.	
Series complete: current number of people who have received both Moderna or Pfizer vaccine doses or one Johnson & Johnson dose and are considered fully immunized.	

Demographic summary	First dose	Series complete	Total people vaccinated
Age group	803	2,161	2,964
16-24 years	119	13	132
25-34 years	235	49	284
35-44 years	135	75	210
45-54 years	99	150	249
55-64 years	98	368	466
65-74 years	58	822	880
75-84 years	48	575	623
85+ years	11	109	120
Race	803	2,161	2,964
White	684	1,589	2,273
Black	35	110	145
American Indian/Alaskan	1	18	19
Other	26	116	142
Unknown	57	328	385
Other race includes Asian, native Hawaiian/Pacific Islander, or other.			
Ethnicity	803	2,161	2,964
Hispanic	477	111	588
Non-Hispanic	179	1,010	1,189
Unknown	147	1,040	1,187
Gender	803	2,161	2,964
Female	176	1,013	1,189
Male	627	1,148	1,775
Unknown	0	0	0



COVID-19: Gulf County vaccine summary

Vaccination data through Apr 27, 2021 as of Apr 28, 2021 at 12:05 AM

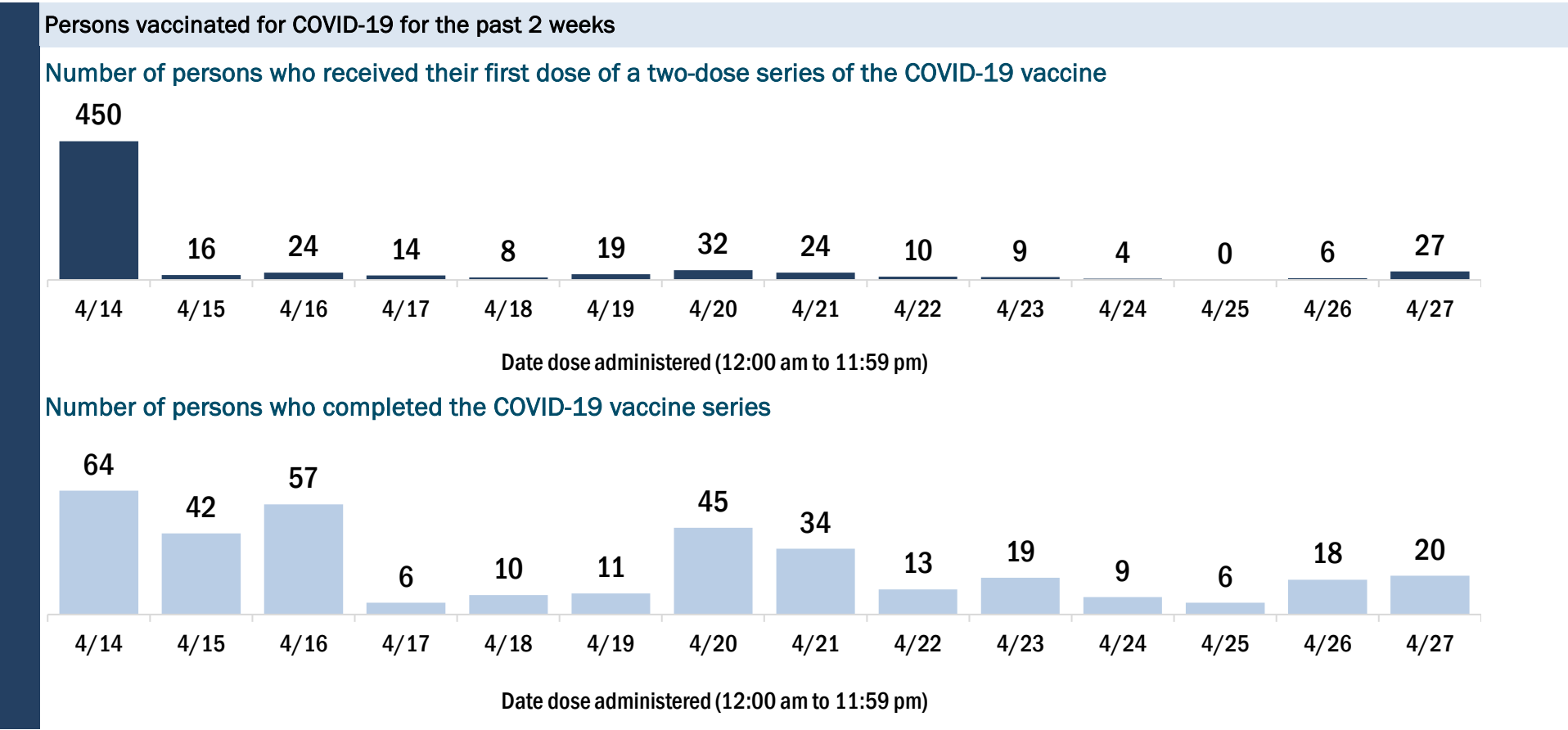
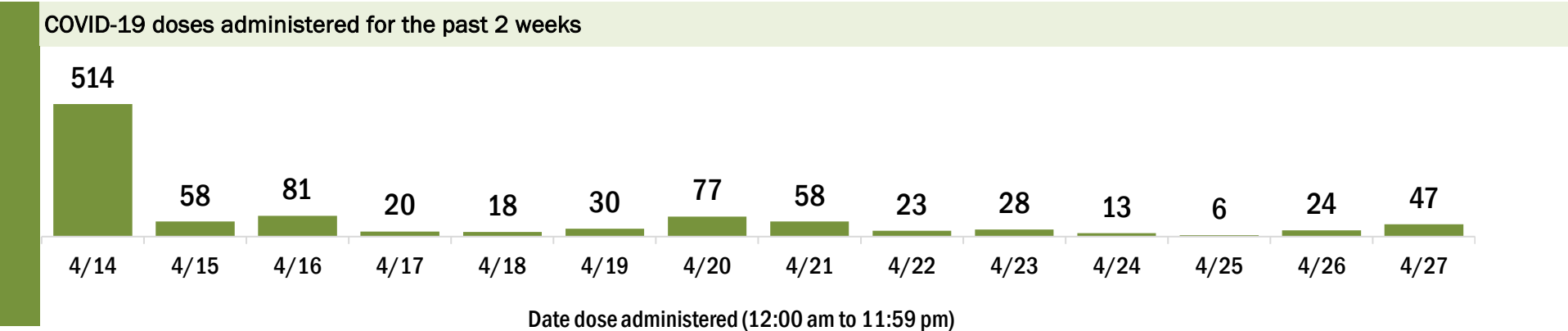
Data in this report are provisional and subject to change.

Data in this summary pertain to COVID-19 vaccines approved by the U.S. Food and Drug Administration and have been issued an Emergency Use Authorization (Janssen COVID-19 Vaccine, Moderna COVID-19 Vaccine and Pfizer-BioNTech COVID-19 Vaccine). These data summarize the number of people who have received either their first dose or have completed the series for a COVID-19 vaccine. **A person can only be counted in one category, first dose or series complete.** For persons receiving Moderna or Pfizer vaccines, once they receive their second dose, they are moved from the first dose column to the series completed column. **Because of this, the total first dose category may show a change from report to report not matching the total receiving their first dose from the previous day.** Persons receiving Johnson & Johnson vaccines will always be counted in the series completed column.

COVID-19 doses for vaccinated persons in Florida	
Doses administered	7,788
People receiving one dose of a 1-dose series (Johnson & Johnson) or receiving only one dose of a 2-dose series (Moderna, Pfizer) count once. Persons receiving both doses of a 2-dose series count twice.	

Current status of persons vaccinated for COVID-19 in Florida	
Total people vaccinated	4,614
First dose	1,198
Series completed	3,416
Completed 1-dose series	242
Completed 2-dose series	3,174
First dose: current number of people who have only received their first dose of the Moderna or Pfizer vaccine.	
Series complete: current number of people who have received both Moderna or Pfizer vaccine doses or one Johnson & Johnson dose and are considered fully immunized.	

Demographic summary	First dose	Series complete	Total people vaccinated
Age group	1,198	3,416	4,614
16-24 years	70	37	107
25-34 years	161	70	231
35-44 years	191	123	314
45-54 years	258	257	515
55-64 years	288	591	879
65-74 years	136	1,459	1,595
75-84 years	84	689	773
85+ years	10	190	200
Race	1,198	3,416	4,614
White	823	3,012	3,835
Black	279	244	523
American Indian/Alaskan	3	10	13
Other	69	89	158
Unknown	24	61	85
Other race includes Asian, native Hawaiian/Pacific Islander, or other.			
Ethnicity	1,198	3,416	4,614
Hispanic	14	35	49
Non-Hispanic	553	3,080	3,633
Unknown	631	301	932
Gender	1,198	3,416	4,614
Female	428	1,795	2,223
Male	770	1,621	2,391
Unknown	0	0	0



COVID-19: Hamilton County vaccine summary

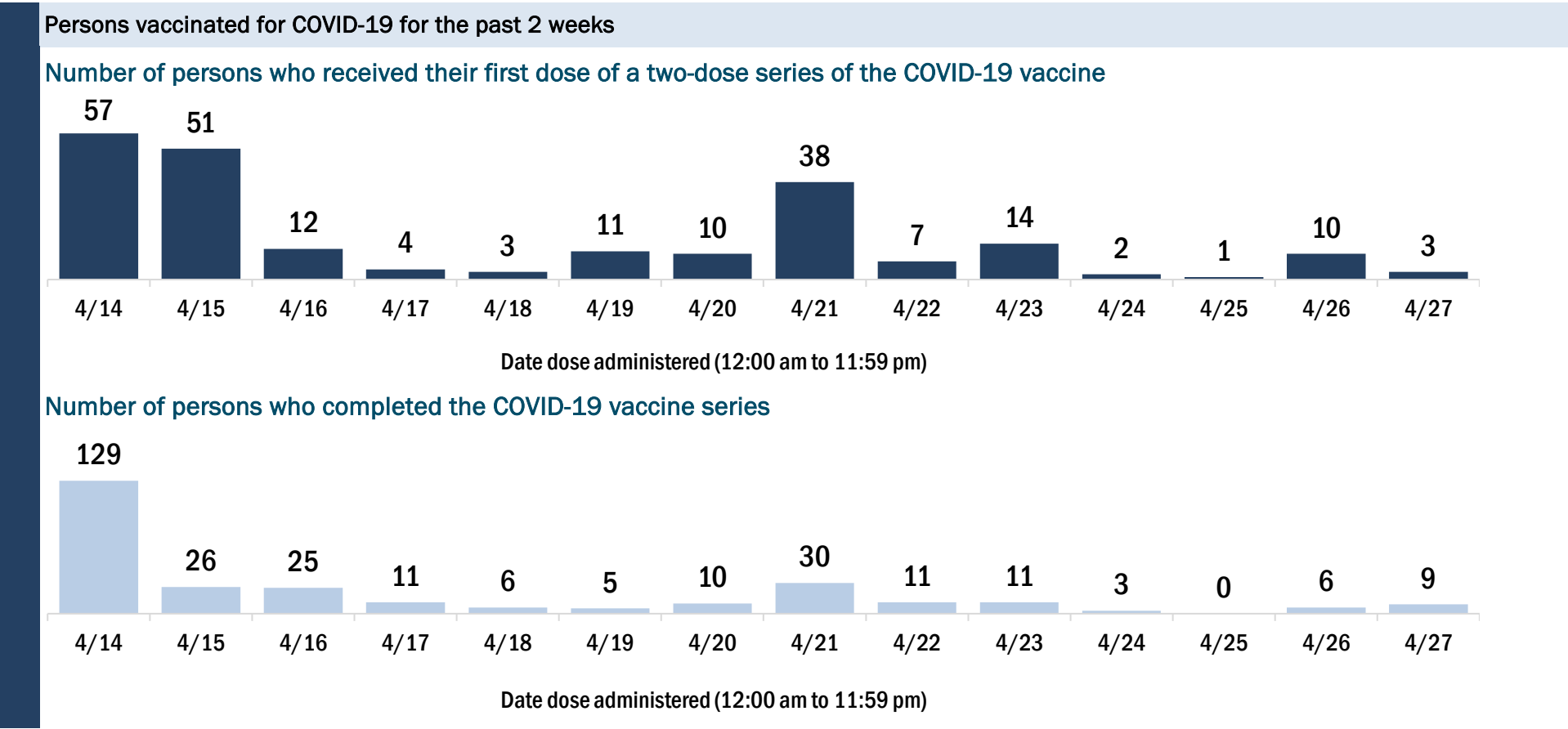
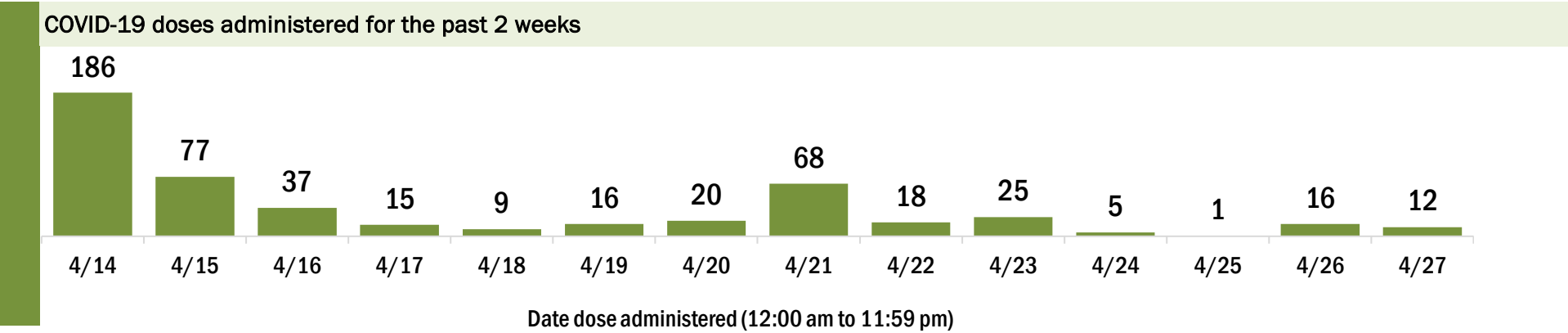
Vaccination data through Apr 27, 2021 as of Apr 28, 2021 at 12:05 AM

Data in this report are provisional and subject to change.

Data in this summary pertain to COVID-19 vaccines approved by the U.S. Food and Drug Administration and have been issued an Emergency Use Authorization (Janssen COVID-19 Vaccine, Moderna COVID-19 Vaccine and Pfizer-BioNTech COVID-19 Vaccine). These data summarize the number of people who have received either their first dose or have completed the series for a COVID-19 vaccine. **A person can only be counted in one category, first dose or series complete.** For persons receiving Moderna or Pfizer vaccines, once they receive their second dose, they are moved from the first dose column to the series completed column. **Because of this, the total first dose category may show a change from report to report not matching the total receiving their first dose from the previous day.** Persons receiving Johnson & Johnson vaccines will always be counted in the series completed column.

COVID-19 doses for vaccinated persons in Florida	
Doses administered	5,181
People receiving one dose of a 1-dose series (Johnson & Johnson) or receiving only one dose of a 2-dose series (Moderna, Pfizer) count once. Persons receiving both doses of a 2-dose series count twice.	
Current status of persons vaccinated for COVID-19 in Florida	
Total people vaccinated	3,198
First dose	996
Series completed	2,202
Completed 1-dose series	219
Completed 2-dose series	1,983
First dose: current number of people who have only received their first dose of the Moderna or Pfizer vaccine.	
Series complete: current number of people who have received both Moderna or Pfizer vaccine doses or one Johnson & Johnson dose and are considered fully immunized.	

Demographic summary		First dose	Series complete	Total people vaccinated
Age group		996	2,202	3,198
16-24 years		48	24	72
25-34 years		137	47	184
35-44 years		177	82	259
45-54 years		194	185	379
55-64 years		259	441	700
65-74 years		111	885	996
75-84 years		40	434	474
85+ years		30	104	134
Race		996	2,202	3,198
White		518	1,325	1,843
Black		355	513	868
American Indian/Alaskan		7	2	9
Other		88	135	223
Unknown		28	227	255
Other race includes Asian, native Hawaiian/Pacific Islander, or other.				
Ethnicity		996	2,202	3,198
Hispanic		78	41	119
Non-Hispanic		770	1,293	2,063
Unknown		148	868	1,016
Gender		996	2,202	3,198
Female		321	1,241	1,562
Male		675	961	1,636
Unknown		0	0	0



COVID-19: Hardee County vaccine summary

Vaccination data through Apr 27, 2021 as of Apr 28, 2021 at 12:05 AM

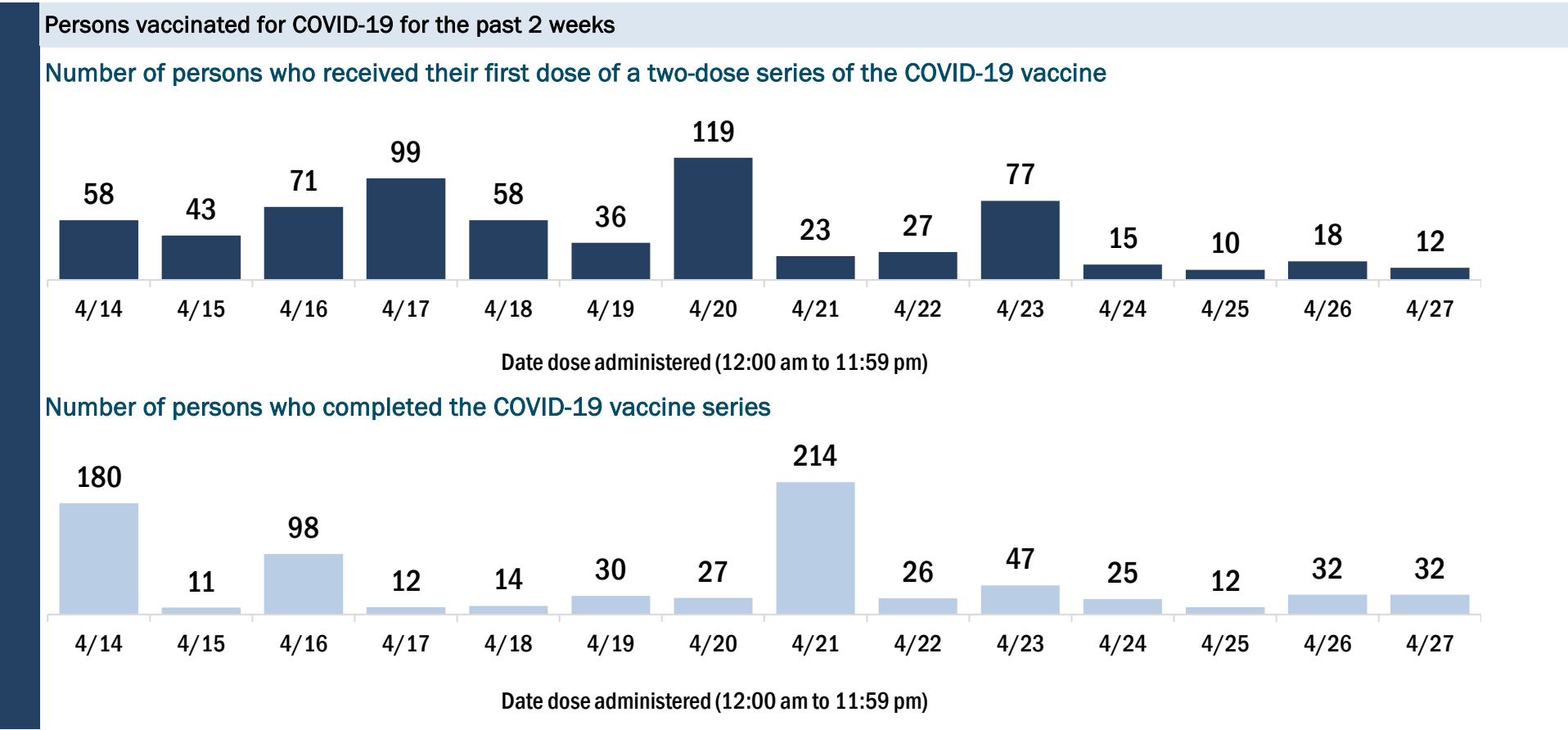
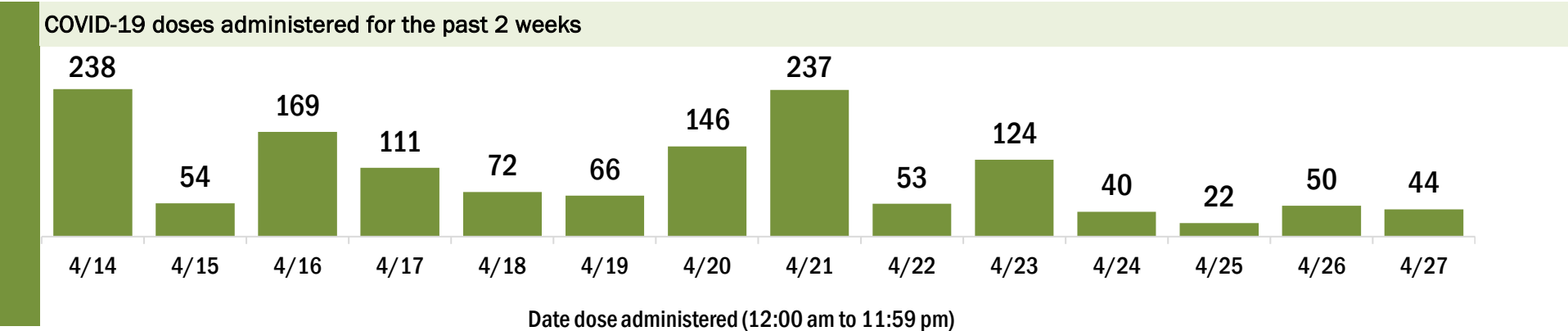
Data in this report are provisional and subject to change.

Data in this summary pertain to COVID-19 vaccines approved by the U.S. Food and Drug Administration and have been issued an Emergency Use Authorization (Janssen COVID-19 Vaccine, Moderna COVID-19 Vaccine and Pfizer-BioNTech COVID-19 Vaccine). These data summarize the number of people who have received either their first dose or have completed the series for a COVID-19 vaccine. **A person can only be counted in one category, first dose or series complete.** For persons receiving Moderna or Pfizer vaccines, once they receive their second dose, they are moved from the first dose column to the series completed column. **Because of this, the total first dose category may show a change from report to report not matching the total receiving their first dose from the previous day.** Persons receiving Johnson & Johnson vaccines will always be counted in the series completed column.

COVID-19 doses for vaccinated persons in Florida	
Doses administered	9,315
People receiving one dose of a 1-dose series (Johnson & Johnson) or receiving only one dose of a 2-dose series (Moderna, Pfizer) count once. Persons receiving both doses of a 2-dose series count twice.	

Current status of persons vaccinated for COVID-19 in Florida	
Total people vaccinated	5,607
First dose	1,761
Series completed	3,846
Completed 1-dose series	138
Completed 2-dose series	3,708
First dose: current number of people who have only received their first dose of the Moderna or Pfizer vaccine.	
Series complete: current number of people who have received both Moderna or Pfizer vaccine doses or one Johnson & Johnson dose and are considered fully immunized.	

Demographic summary	First dose	Series complete	Total people vaccinated
Age group	1,761	3,846	5,607
16-24 years	158	70	228
25-34 years	220	143	363
35-44 years	269	146	415
45-54 years	366	287	653
55-64 years	427	601	1,028
65-74 years	194	1,388	1,582
75-84 years	102	946	1,048
85+ years	25	265	290
Race	1,761	3,846	5,607
White	1,328	3,217	4,545
Black	88	153	241
American Indian/Alaskan	1	26	27
Other	251	367	618
Unknown	93	83	176
Other race includes Asian, native Hawaiian/Pacific Islander, or other.			
Ethnicity	1,761	3,846	5,607
Hispanic	767	566	1,333
Non-Hispanic	728	2,932	3,660
Unknown	266	348	614
Gender	1,761	3,846	5,607
Female	855	2,082	2,937
Male	903	1,763	2,666
Unknown	3	1	4



COVID-19: Hendry County vaccine summary

Vaccination data through Apr 27, 2021 as of Apr 28, 2021 at 12:05 AM

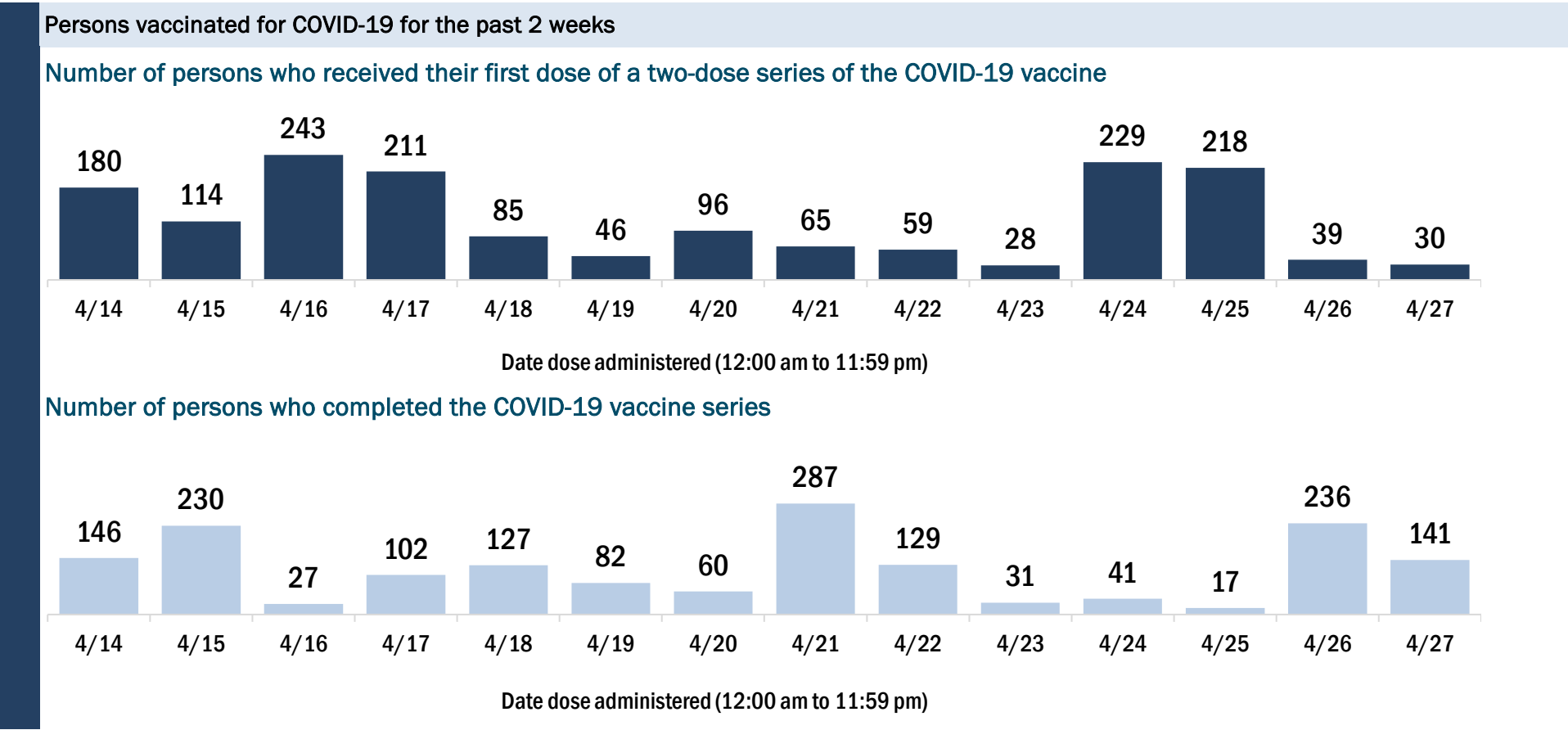
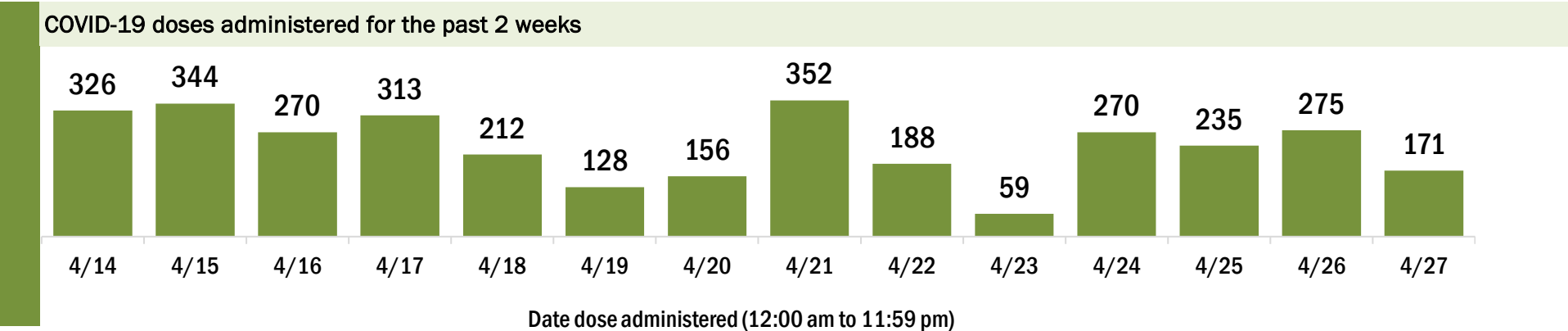
Data in this report are provisional and subject to change.

Data in this summary pertain to COVID-19 vaccines approved by the U.S. Food and Drug Administration and have been issued an Emergency Use Authorization (Janssen COVID-19 Vaccine, Moderna COVID-19 Vaccine and Pfizer-BioNTech COVID-19 Vaccine). These data summarize the number of people who have received either their first dose or have completed the series for a COVID-19 vaccine. **A person can only be counted in one category, first dose or series complete.** For persons receiving Moderna or Pfizer vaccines, once they receive their second dose, they are moved from the first dose column to the series completed column. **Because of this, the total first dose category may show a change from report to report not matching the total receiving their first dose from the previous day.** Persons receiving Johnson & Johnson vaccines will always be counted in the series completed column.

COVID-19 doses for vaccinated persons in Florida	
Doses administered	17,721
People receiving one dose of a 1-dose series (Johnson & Johnson) or receiving only one dose of a 2-dose series (Moderna, Pfizer) count once. Persons receiving both doses of a 2-dose series count twice.	

Current status of persons vaccinated for COVID-19 in Florida	
Total people vaccinated	11,341
First dose	3,839
Series completed	7,502
Completed 1-dose series	1,122
Completed 2-dose series	6,380
First dose: current number of people who have only received their first dose of the Moderna or Pfizer vaccine.	
Series complete: current number of people who have received both Moderna or Pfizer vaccine doses or one Johnson & Johnson dose and are considered fully immunized.	

Demographic summary	First dose	Series complete	Total people vaccinated
Age group	3,839	7,502	11,341
16-24 years	510	244	754
25-34 years	667	465	1,132
35-44 years	702	511	1,213
45-54 years	742	962	1,704
55-64 years	697	1,648	2,345
65-74 years	308	2,218	2,526
75-84 years	151	1,139	1,290
85+ years	62	315	377
Race	3,839	7,502	11,341
White	2,867	5,057	7,924
Black	206	511	717
American Indian/Alaskan	4	23	27
Other	460	1,187	1,647
Unknown	302	724	1,026
Other race includes Asian, native Hawaiian/Pacific Islander, or other.			
Ethnicity	3,839	7,502	11,341
Hispanic	2,117	2,210	4,327
Non-Hispanic	873	3,077	3,950
Unknown	849	2,215	3,064
Gender	3,839	7,502	11,341
Female	1,524	3,782	5,306
Male	2,313	3,718	6,031
Unknown	2	2	4



COVID-19: Hernando County vaccine summary

Vaccination data through Apr 27, 2021 as of Apr 28, 2021 at 12:05 AM

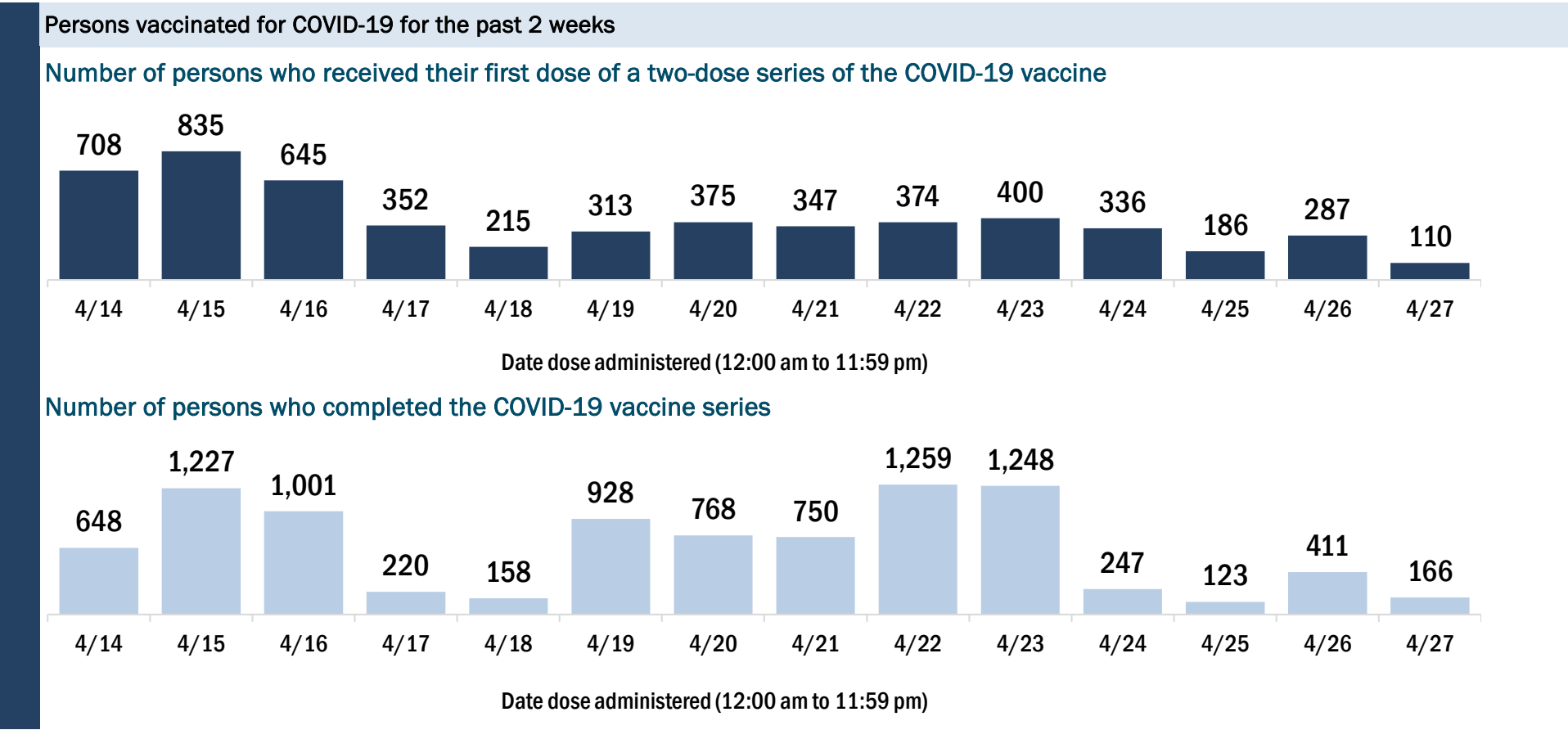
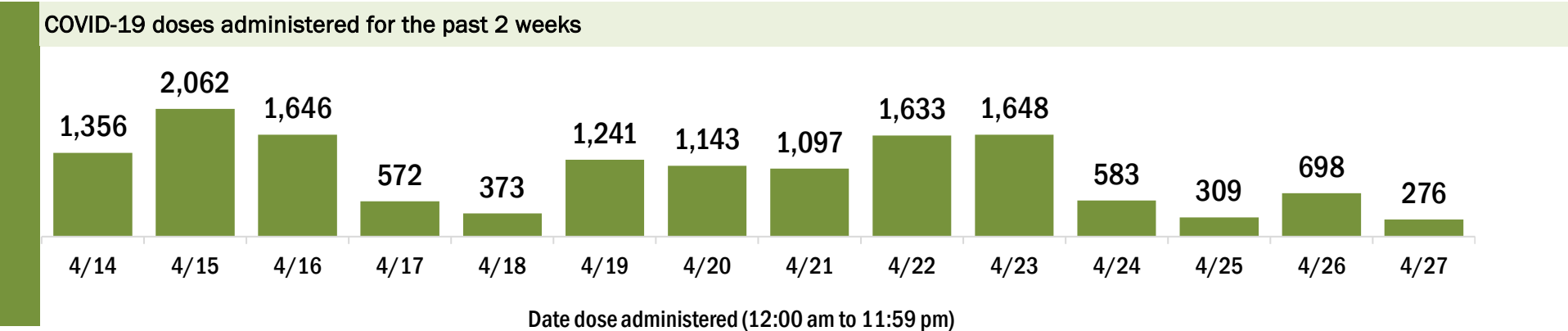
Data in this report are provisional and subject to change.

Data in this summary pertain to COVID-19 vaccines approved by the U.S. Food and Drug Administration and have been issued an Emergency Use Authorization (Janssen COVID-19 Vaccine, Moderna COVID-19 Vaccine and Pfizer-BioNTech COVID-19 Vaccine). These data summarize the number of people who have received either their first dose or have completed the series for a COVID-19 vaccine. **A person can only be counted in one category, first dose or series complete.** For persons receiving Moderna or Pfizer vaccines, once they receive their second dose, they are moved from the first dose column to the series completed column. **Because of this, the total first dose category may show a change from report to report not matching the total receiving their first dose from the previous day.** Persons receiving Johnson & Johnson vaccines will always be counted in the series completed column.

COVID-19 doses for vaccinated persons in Florida	
Doses administered	110,156
People receiving one dose of a 1-dose series (Johnson & Johnson) or receiving only one dose of a 2-dose series (Moderna, Pfizer) count once. Persons receiving both doses of a 2-dose series count twice.	

Current status of persons vaccinated for COVID-19 in Florida	
Total people vaccinated	66,596
First dose	18,281
Series completed	48,315
Completed 1-dose series	4,755
Completed 2-dose series	43,560
First dose: current number of people who have only received their first dose of the Moderna or Pfizer vaccine.	
Series complete: current number of people who have received both Moderna or Pfizer vaccine doses or one Johnson & Johnson dose and are considered fully immunized.	

Demographic summary	First dose	Series complete	Total people vaccinated
Age group	18,281	48,315	66,596
16-24 years	1,572	634	2,206
25-34 years	1,730	1,227	2,957
35-44 years	2,305	1,935	4,240
45-54 years	3,065	4,115	7,180
55-64 years	3,874	9,153	13,027
65-74 years	3,026	16,855	19,881
75-84 years	1,941	10,971	12,912
85+ years	768	3,425	4,193
Race	18,281	48,315	66,596
White	12,679	34,954	47,633
Black	577	1,240	1,817
American Indian/Alaskan	85	149	234
Other	1,442	3,343	4,785
Unknown	3,498	8,629	12,127
Other race includes Asian, native Hawaiian/Pacific Islander, or other.			
Ethnicity	18,281	48,315	66,596
Hispanic	1,568	2,308	3,876
Non-Hispanic	9,236	27,262	36,498
Unknown	7,477	18,745	26,222
Gender	18,281	48,315	66,596
Female	10,095	27,980	38,075
Male	8,171	20,301	28,472
Unknown	15	34	49



COVID-19: Highlands County vaccine summary

Vaccination data through Apr 27, 2021 as of Apr 28, 2021 at 12:05 AM

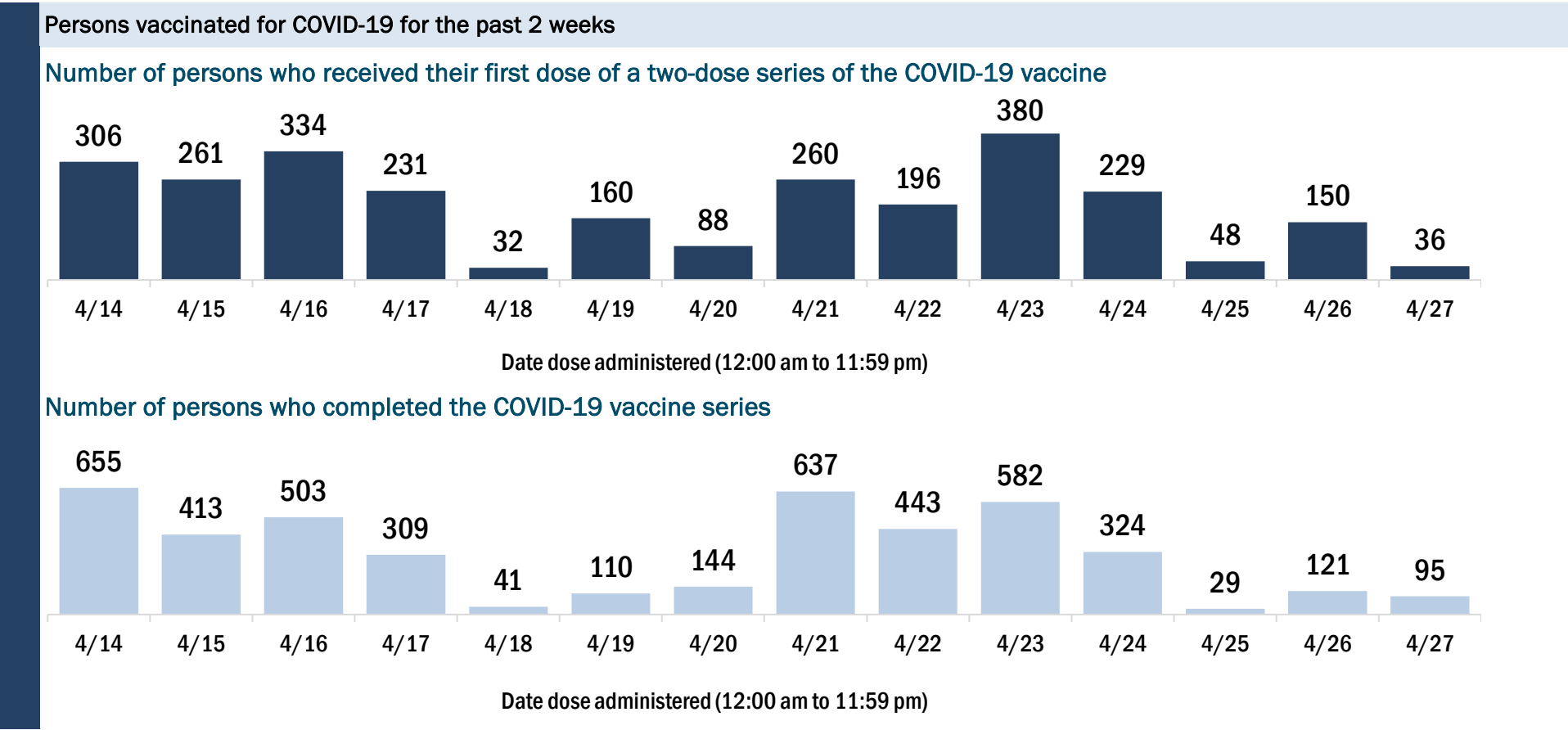
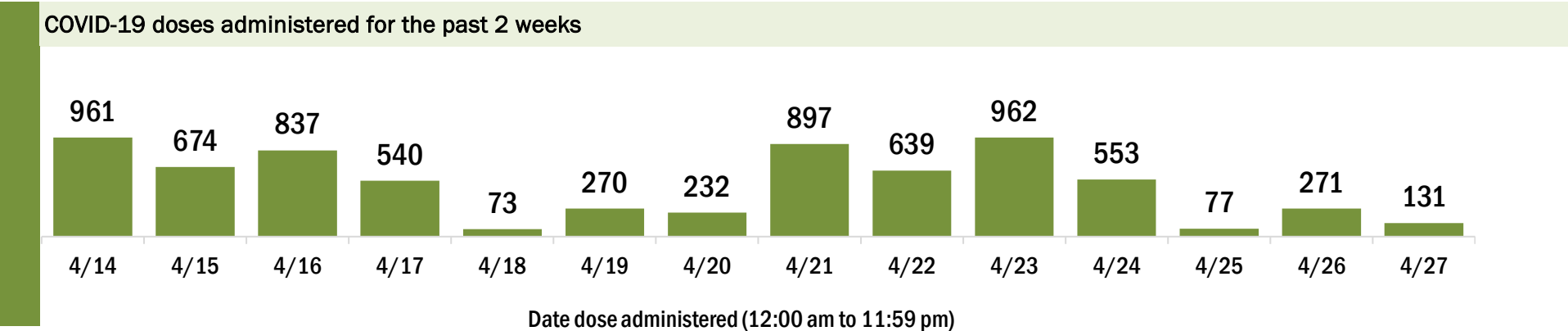
Data in this report are provisional and subject to change.

Data in this summary pertain to COVID-19 vaccines approved by the U.S. Food and Drug Administration and have been issued an Emergency Use Authorization (Janssen COVID-19 Vaccine, Moderna COVID-19 Vaccine and Pfizer-BioNTech COVID-19 Vaccine). These data summarize the number of people who have received either their first dose or have completed the series for a COVID-19 vaccine. **A person can only be counted in one category, first dose or series complete.** For persons receiving Moderna or Pfizer vaccines, once they receive their second dose, they are moved from the first dose column to the series completed column. **Because of this, the total first dose category may show a change from report to report not matching the total receiving their first dose from the previous day.** Persons receiving Johnson & Johnson vaccines will always be counted in the series completed column.

COVID-19 doses for vaccinated persons in Florida	
Doses administered	67,567
People receiving one dose of a 1-dose series (Johnson & Johnson) or receiving only one dose of a 2-dose series (Moderna, Pfizer) count once. Persons receiving both doses of a 2-dose series count twice.	

Current status of persons vaccinated for COVID-19 in Florida	
Total people vaccinated	41,008
First dose	13,881
Series completed	27,127
Completed 1-dose series	568
Completed 2-dose series	26,559
First dose: current number of people who have only received their first dose of the Moderna or Pfizer vaccine.	
Series complete: current number of people who have received both Moderna or Pfizer vaccine doses or one Johnson & Johnson dose and are considered fully immunized.	

Demographic summary	First dose	Series complete	Total people vaccinated
Age group	13,881	27,127	41,008
16-24 years	614	166	780
25-34 years	681	405	1,086
35-44 years	971	632	1,603
45-54 years	1,431	1,367	2,798
55-64 years	2,647	4,088	6,735
65-74 years	3,739	10,224	13,963
75-84 years	2,874	8,029	10,903
85+ years	924	2,216	3,140
Race	13,881	27,127	41,008
White	10,773	22,419	33,192
Black	712	899	1,611
American Indian/Alaskan	155	188	343
Other	956	1,627	2,583
Unknown	1,285	1,994	3,279
Other race includes Asian, native Hawaiian/Pacific Islander, or other.			
Ethnicity	13,881	27,127	41,008
Hispanic	1,879	1,499	3,378
Non-Hispanic	8,699	20,506	29,205
Unknown	3,303	5,122	8,425
Gender	13,881	27,127	41,008
Female	7,316	14,922	22,238
Male	6,534	12,191	18,725
Unknown	31	14	45



COVID-19: Hillsborough County vaccine summary

Vaccination data through Apr 27, 2021 as of Apr 28, 2021 at 12:05 AM

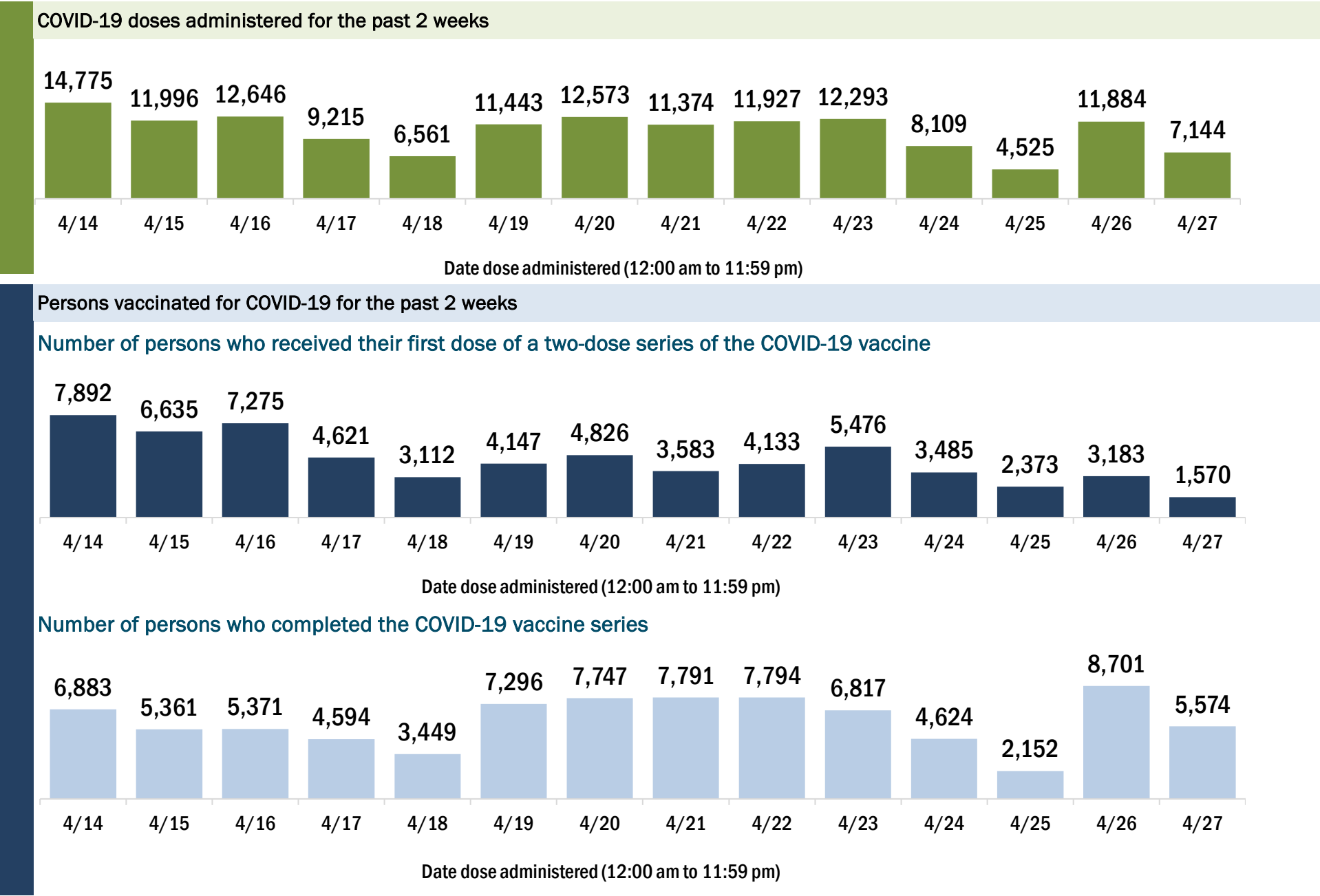
Data in this report are provisional and subject to change.

Data in this summary pertain to COVID-19 vaccines approved by the U.S. Food and Drug Administration and have been issued an Emergency Use Authorization (Janssen COVID-19 Vaccine, Moderna COVID-19 Vaccine and Pfizer-BioNTech COVID-19 Vaccine). These data summarize the number of people who have received either their first dose or have completed the series for a COVID-19 vaccine. **A person can only be counted in one category, first dose or series complete.** For persons receiving Moderna or Pfizer vaccines, once they receive their second dose, they are moved from the first dose column to the series completed column. **Because of this, the total first dose category may show a change from report to report not matching the total receiving their first dose from the previous day.** Persons receiving Johnson & Johnson vaccines will always be counted in the series completed column.

COVID-19 doses for vaccinated persons in Florida	
Doses administered	839,817
People receiving one dose of a 1-dose series (Johnson & Johnson) or receiving only one dose of a 2-dose series (Moderna, Pfizer) count once. Persons receiving both doses of a 2-dose series count twice.	

Current status of persons vaccinated for COVID-19 in Florida	
Total people vaccinated	535,965
First dose	183,445
Series completed	352,520
Completed 1-dose series	48,668
Completed 2-dose series	303,852
First dose: current number of people who have only received their first dose of the Moderna or Pfizer vaccine.	
Series complete: current number of people who have received both Moderna or Pfizer vaccine doses or one Johnson & Johnson dose and are considered fully immunized.	

Demographic summary	First dose	Series complete	Total people vaccinated
Age group	183,445	352,520	535,965
16-24 years	24,181	15,720	39,901
25-34 years	28,729	31,787	60,516
35-44 years	29,024	44,602	73,626
45-54 years	25,778	61,742	87,520
55-64 years	24,008	80,286	104,294
65-74 years	30,656	70,801	101,457
75-84 years	15,883	35,137	51,020
85+ years	5,186	12,445	17,631
Race	183,445	352,520	535,965
White	111,935	232,089	344,024
Black	12,138	23,820	35,958
American Indian/Alaskan	739	930	1,669
Other	26,006	47,186	73,192
Unknown	32,627	48,495	81,122
Other race includes Asian, native Hawaiian/Pacific Islander, or other.			
Ethnicity	183,445	352,520	535,965
Hispanic	25,588	37,602	63,190
Non-Hispanic	90,377	207,621	297,998
Unknown	67,480	107,297	174,777
Gender	183,445	352,520	535,965
Female	96,738	199,714	296,452
Male	86,358	152,573	238,931
Unknown	349	233	582



COVID-19: Holmes County vaccine summary

Vaccination data through Apr 27, 2021 as of Apr 28, 2021 at 12:05 AM

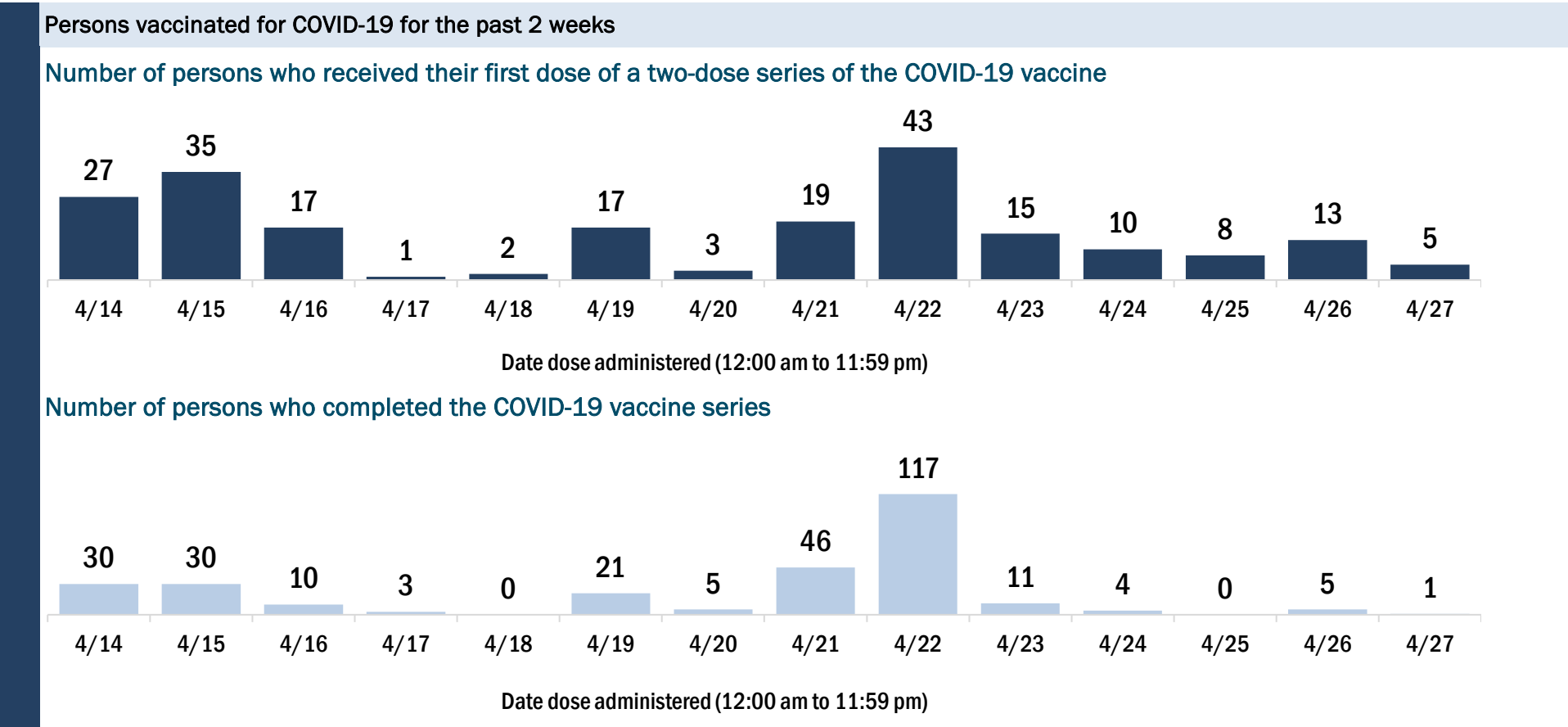
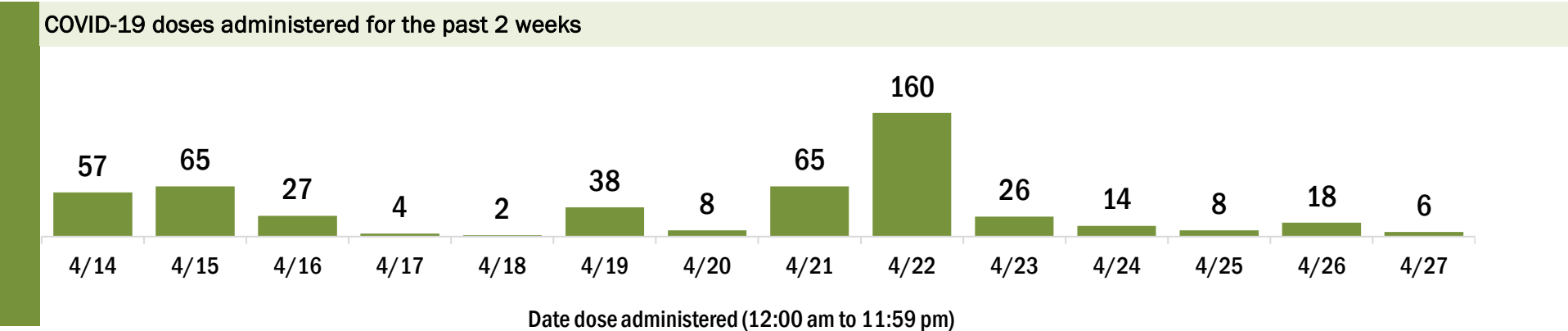
Data in this report are provisional and subject to change.

Data in this summary pertain to COVID-19 vaccines approved by the U.S. Food and Drug Administration and have been issued an Emergency Use Authorization (Janssen COVID-19 Vaccine, Moderna COVID-19 Vaccine and Pfizer-BioNTech COVID-19 Vaccine). These data summarize the number of people who have received either their first dose or have completed the series for a COVID-19 vaccine. **A person can only be counted in one category, first dose or series complete.** For persons receiving Moderna or Pfizer vaccines, once they receive their second dose, they are moved from the first dose column to the series completed column. **Because of this, the total first dose category may show a change from report to report not matching the total receiving their first dose from the previous day.** Persons receiving Johnson & Johnson vaccines will always be counted in the series completed column.

COVID-19 doses for vaccinated persons in Florida	
Doses administered	6,642
People receiving one dose of a 1-dose series (Johnson & Johnson) or receiving only one dose of a 2-dose series (Moderna, Pfizer) count once. Persons receiving both doses of a 2-dose series count twice.	

Current status of persons vaccinated for COVID-19 in Florida	
Total people vaccinated	4,065
First dose	1,187
Series completed	2,878
Completed 1-dose series	301
Completed 2-dose series	2,577
First dose: current number of people who have only received their first dose of the Moderna or Pfizer vaccine.	
Series complete: current number of people who have received both Moderna or Pfizer vaccine doses or one Johnson & Johnson dose and are considered fully immunized.	

Demographic summary	First dose	Series complete	Total people vaccinated
Age group	1,187	2,878	4,065
16-24 years	65	29	94
25-34 years	139	69	208
35-44 years	179	135	314
45-54 years	224	252	476
55-64 years	277	550	827
65-74 years	180	998	1,178
75-84 years	99	661	760
85+ years	24	184	208
Race	1,187	2,878	4,065
White	876	2,483	3,359
Black	181	92	273
American Indian/Alaskan	12	30	42
Other	75	167	242
Unknown	43	106	149
Other race includes Asian, native Hawaiian/Pacific Islander, or other.			
Ethnicity	1,187	2,878	4,065
Hispanic	59	19	78
Non-Hispanic	972	2,416	3,388
Unknown	156	443	599
Gender	1,187	2,878	4,065
Female	430	1,585	2,015
Male	757	1,293	2,050
Unknown	0	0	0



COVID-19: Indian River County vaccine summary

Vaccination data through Apr 27, 2021 as of Apr 28, 2021 at 12:05 AM

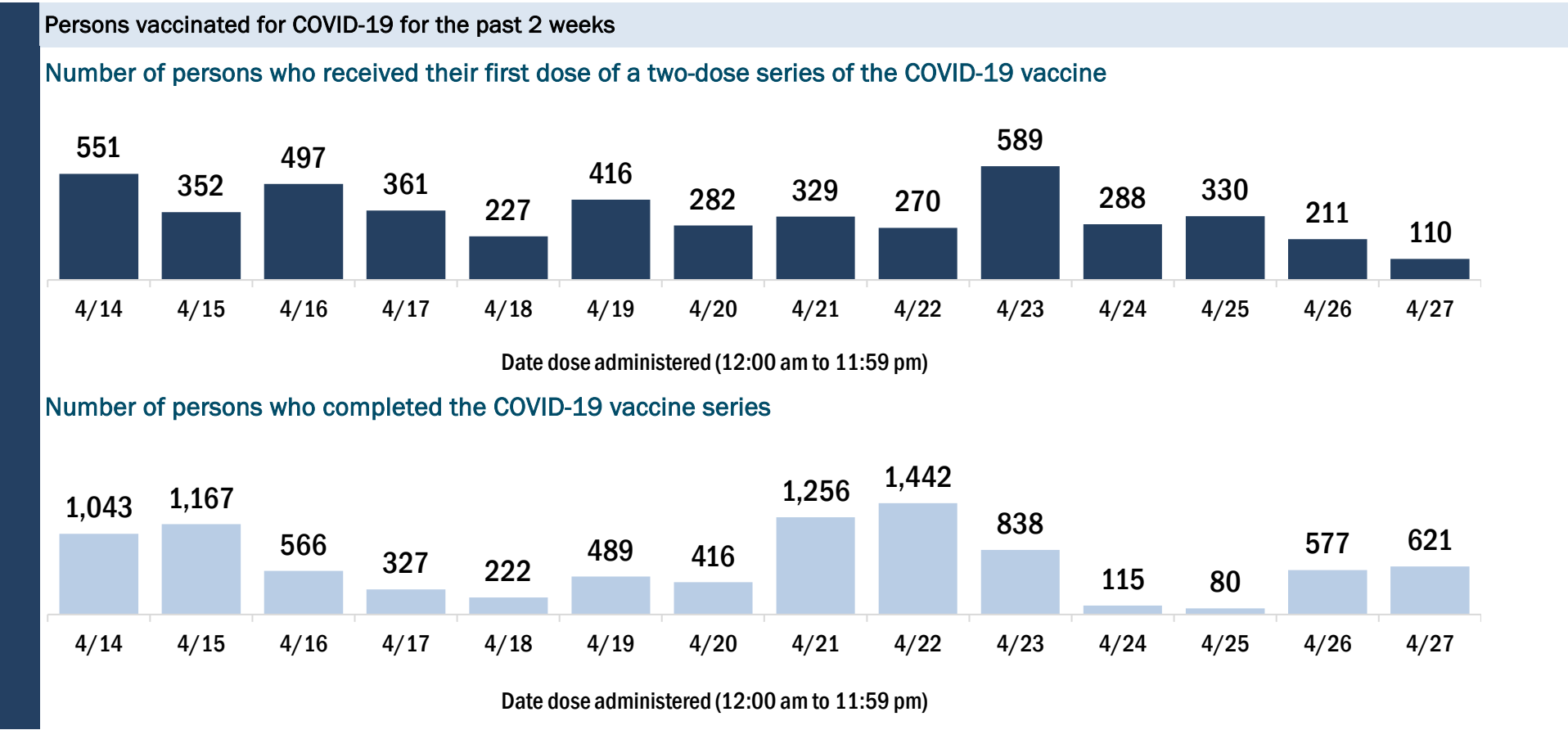
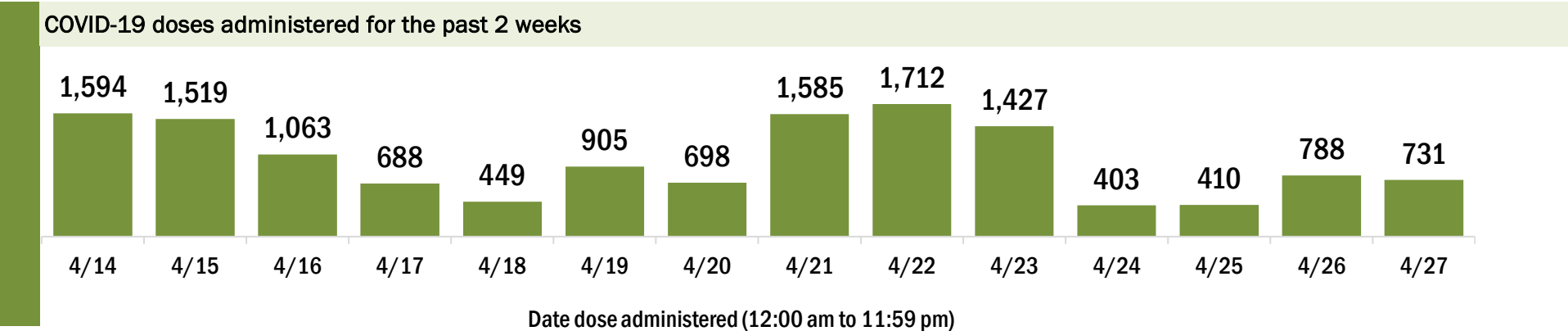
Data in this report are provisional and subject to change.

Data in this summary pertain to COVID-19 vaccines approved by the U.S. Food and Drug Administration and have been issued an Emergency Use Authorization (Janssen COVID-19 Vaccine, Moderna COVID-19 Vaccine and Pfizer-BioNTech COVID-19 Vaccine). These data summarize the number of people who have received either their first dose or have completed the series for a COVID-19 vaccine. **A person can only be counted in one category, first dose or series complete.** For persons receiving Moderna or Pfizer vaccines, once they receive their second dose, they are moved from the first dose column to the series completed column. **Because of this, the total first dose category may show a change from report to report not matching the total receiving their first dose from the previous day.** Persons receiving Johnson & Johnson vaccines will always be counted in the series completed column.

COVID-19 doses for vaccinated persons in Florida	
Doses administered	129,209
People receiving one dose of a 1-dose series (Johnson & Johnson) or receiving only one dose of a 2-dose series (Moderna, Pfizer) count once. Persons receiving both doses of a 2-dose series count twice.	

Current status of persons vaccinated for COVID-19 in Florida	
Total people vaccinated	77,733
First dose	24,320
Series completed	53,413
Completed 1-dose series	1,937
Completed 2-dose series	51,476
First dose: current number of people who have only received their first dose of the Moderna or Pfizer vaccine.	
Series complete: current number of people who have received both Moderna or Pfizer vaccine doses or one Johnson & Johnson dose and are considered fully immunized.	

Demographic summary	First dose	Series complete	Total people vaccinated
Age group	24,320	53,413	77,733
16-24 years	1,431	586	2,017
25-34 years	1,737	1,196	2,933
35-44 years	2,082	1,802	3,884
45-54 years	2,899	3,681	6,580
55-64 years	4,833	9,529	14,362
65-74 years	5,459	20,022	25,481
75-84 years	4,108	12,438	16,546
85+ years	1,771	4,159	5,930
Race	24,320	53,413	77,733
White	17,489	39,554	57,043
Black	1,278	1,497	2,775
American Indian/Alaskan	163	272	435
Other	1,808	3,590	5,398
Unknown	3,582	8,500	12,082
Other race includes Asian, native Hawaiian/Pacific Islander, or other.			
Ethnicity	24,320	53,413	77,733
Hispanic	2,368	1,799	4,167
Non-Hispanic	13,135	34,171	47,306
Unknown	8,817	17,443	26,260
Gender	24,320	53,413	77,733
Female	12,835	30,100	42,935
Male	11,455	23,278	34,733
Unknown	30	35	65



COVID-19: Jackson County vaccine summary

Vaccination data through Apr 27, 2021 as of Apr 28, 2021 at 12:05 AM

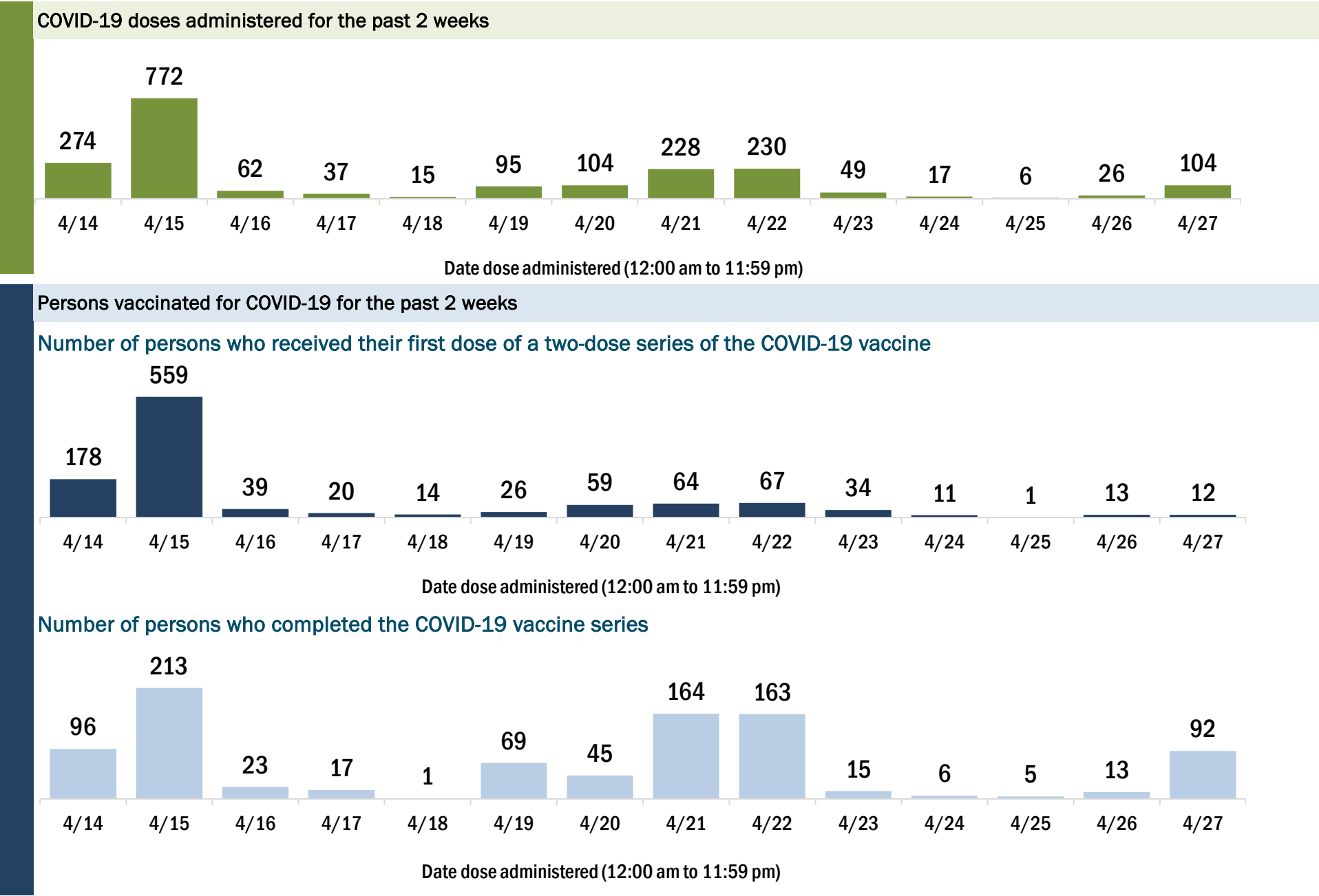
Data in this report are provisional and subject to change.

Data in this summary pertain to COVID-19 vaccines approved by the U.S. Food and Drug Administration and have been issued an Emergency Use Authorization (Janssen COVID-19 Vaccine, Moderna COVID-19 Vaccine and Pfizer-BioNTech COVID-19 Vaccine). These data summarize the number of people who have received either their first dose or have completed the series for a COVID-19 vaccine. **A person can only be counted in one category, first dose or series complete.** For persons receiving Moderna or Pfizer vaccines, once they receive their second dose, they are moved from the first dose column to the series completed column. **Because of this, the total first dose category may show a change from report to report not matching the total receiving their first dose from the previous day.** Persons receiving Johnson & Johnson vaccines will always be counted in the series completed column.

COVID-19 doses for vaccinated persons in Florida	
Doses administered	21,312
People receiving one dose of a 1-dose series (Johnson & Johnson) or receiving only one dose of a 2-dose series (Moderna, Pfizer) count once. Persons receiving both doses of a 2-dose series count twice.	

Current status of persons vaccinated for COVID-19 in Florida	
Total people vaccinated	13,137
First dose	4,143
Series completed	8,994
Completed 1-dose series	819
Completed 2-dose series	8,175
First dose: current number of people who have only received their first dose of the Moderna or Pfizer vaccine.	
Series complete: current number of people who have received both Moderna or Pfizer vaccine doses or one Johnson & Johnson dose and are considered fully immunized.	

Demographic summary	First dose	Series complete	Total people vaccinated
Age group	4,143	8,994	13,137
16-24 years	213	110	323
25-34 years	496	279	775
35-44 years	684	465	1,149
45-54 years	864	863	1,727
55-64 years	796	1,945	2,741
65-74 years	612	2,960	3,572
75-84 years	348	1,783	2,131
85+ years	130	589	719
Race	4,143	8,994	13,137
White	2,475	6,302	8,777
Black	1,143	1,771	2,914
American Indian/Alaskan	22	43	65
Other	199	394	593
Unknown	304	484	788
Other race includes Asian, native Hawaiian/Pacific Islander, or other.			
Ethnicity	4,143	8,994	13,137
Hispanic	241	121	362
Non-Hispanic	2,461	6,700	9,161
Unknown	1,441	2,173	3,614
Gender	4,143	8,994	13,137
Female	1,453	5,125	6,578
Male	2,689	3,869	6,558
Unknown	1	0	1



COVID-19: Jefferson County vaccine summary

Vaccination data through Apr 27, 2021 as of Apr 28, 2021 at 12:05 AM

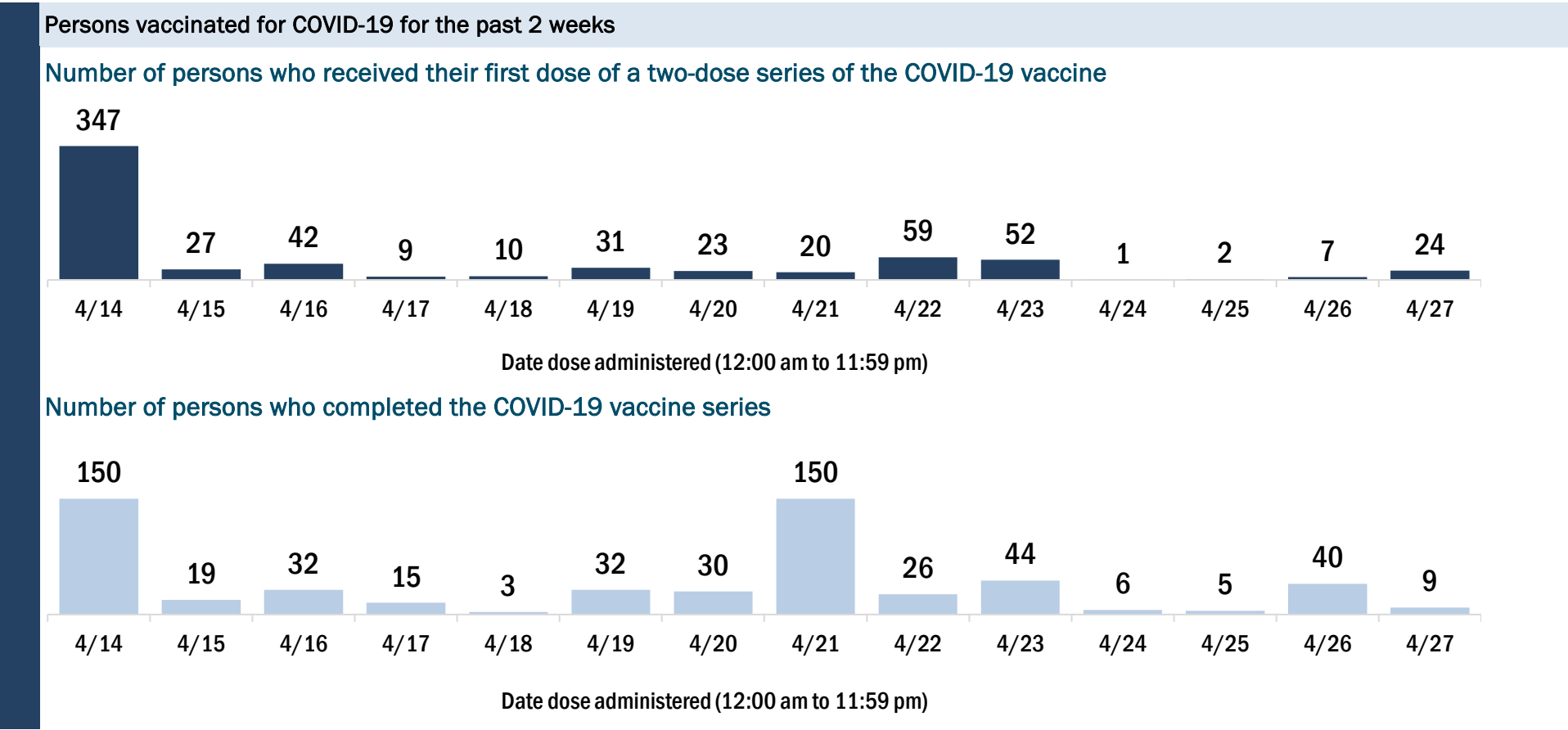
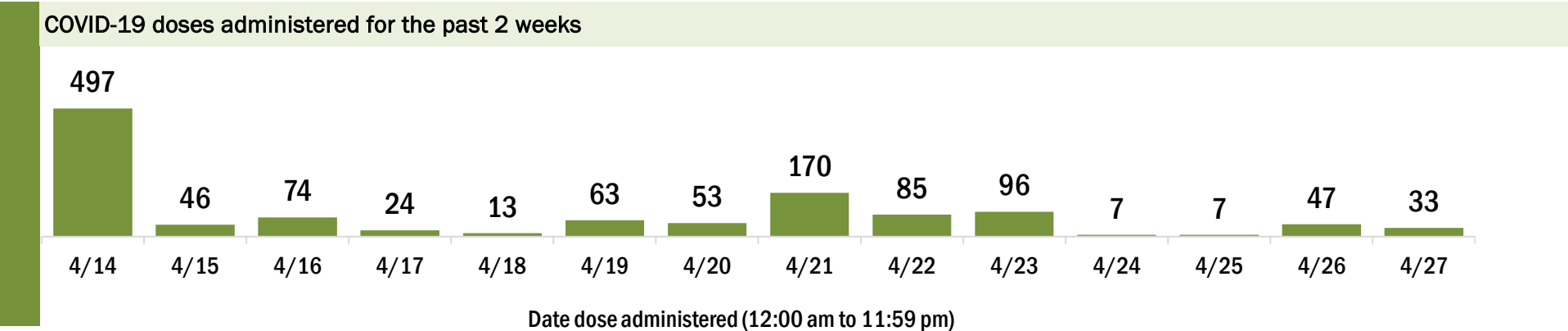
Data in this report are provisional and subject to change.

Data in this summary pertain to COVID-19 vaccines approved by the U.S. Food and Drug Administration and have been issued an Emergency Use Authorization (Janssen COVID-19 Vaccine, Moderna COVID-19 Vaccine and Pfizer-BioNTech COVID-19 Vaccine). These data summarize the number of people who have received either their first dose or have completed the series for a COVID-19 vaccine. **A person can only be counted in one category, first dose or series complete.** For persons receiving Moderna or Pfizer vaccines, once they receive their second dose, they are moved from the first dose column to the series completed column. **Because of this, the total first dose category may show a change from report to report not matching the total receiving their first dose from the previous day.** Persons receiving Johnson & Johnson vaccines will always be counted in the series completed column.

COVID-19 doses for vaccinated persons in Florida	
Doses administered	8,450
People receiving one dose of a 1-dose series (Johnson & Johnson) or receiving only one dose of a 2-dose series (Moderna, Pfizer) count once. Persons receiving both doses of a 2-dose series count twice.	

Current status of persons vaccinated for COVID-19 in Florida	
Total people vaccinated	4,989
First dose	1,259
Series completed	3,730
Completed 1-dose series	269
Completed 2-dose series	3,461
First dose: current number of people who have only received their first dose of the Moderna or Pfizer vaccine.	
Series complete: current number of people who have received both Moderna or Pfizer vaccine doses or one Johnson & Johnson dose and are considered fully immunized.	

Demographic summary	First dose	Series complete	Total people vaccinated
Age group	1,259	3,730	4,989
16-24 years	85	49	134
25-34 years	128	104	232
35-44 years	199	160	359
45-54 years	283	397	680
55-64 years	331	882	1,213
65-74 years	147	1,309	1,456
75-84 years	61	650	711
85+ years	25	179	204
Race	1,259	3,730	4,989
White	702	2,080	2,782
Black	390	828	1,218
American Indian/Alaskan	2	7	9
Other	98	547	645
Unknown	67	268	335
Other race includes Asian, native Hawaiian/Pacific Islander, or other.			
Ethnicity	1,259	3,730	4,989
Hispanic	42	67	109
Non-Hispanic	1,011	2,245	3,256
Unknown	206	1,418	1,624
Gender	1,259	3,730	4,989
Female	488	2,178	2,666
Male	771	1,552	2,323
Unknown	0	0	0



COVID-19: Lafayette County vaccine summary

Vaccination data through Apr 27, 2021 as of Apr 28, 2021 at 12:05 AM

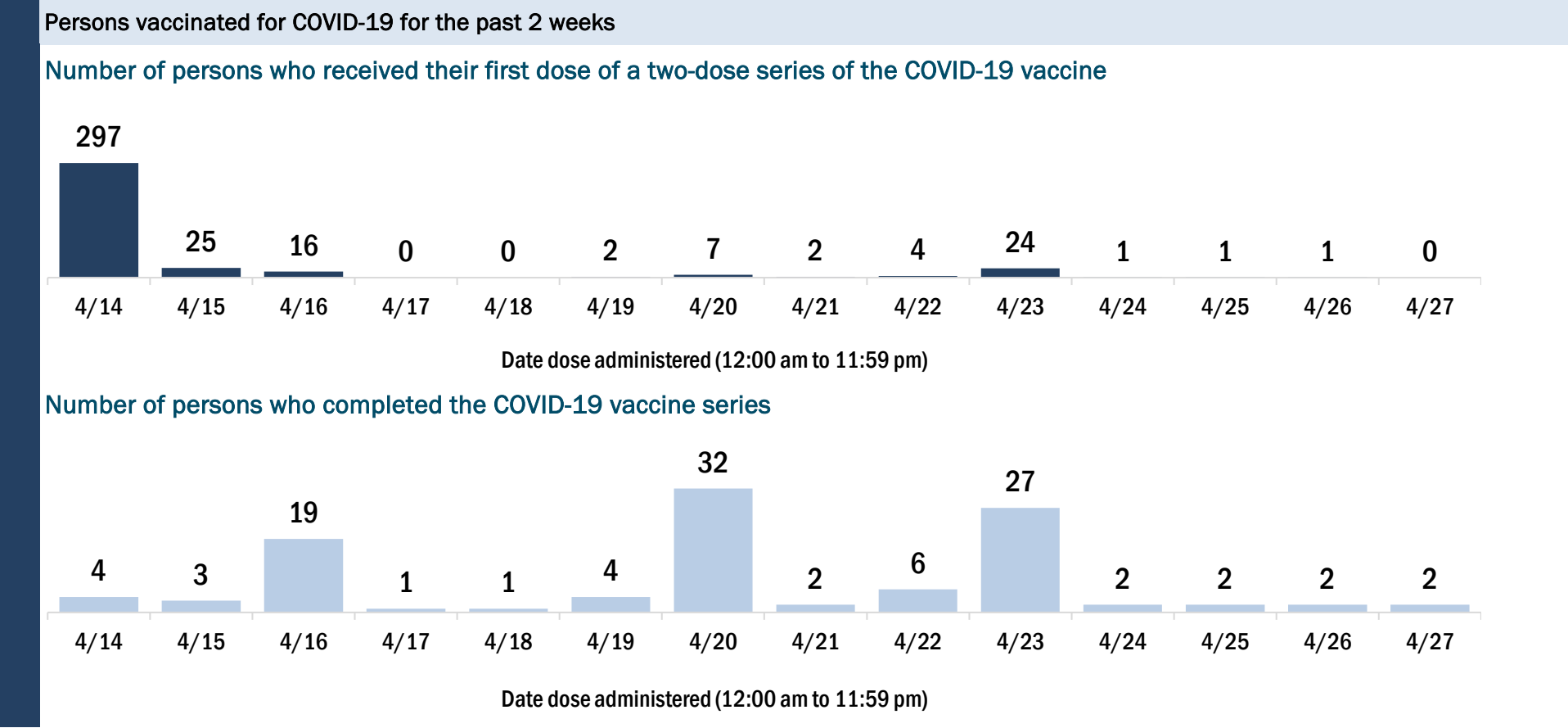
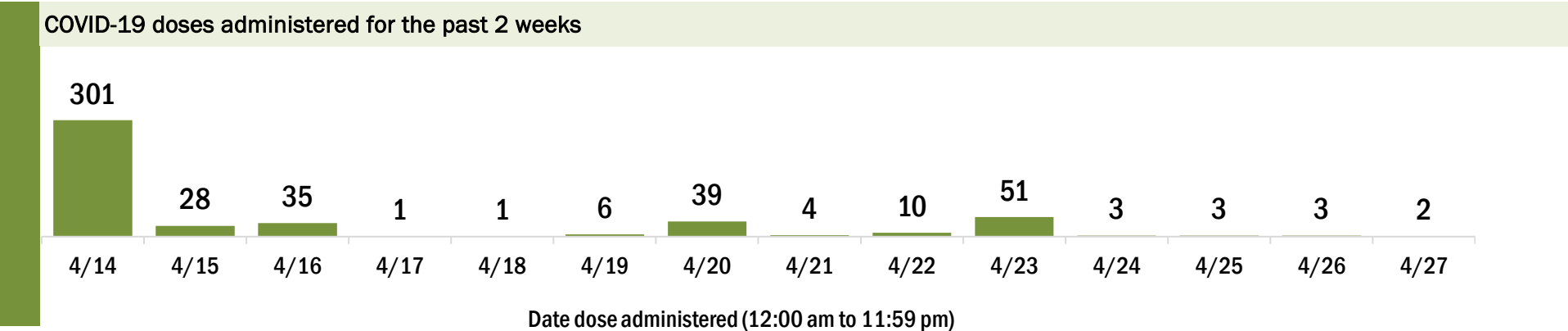
Data in this report are provisional and subject to change.

Data in this summary pertain to COVID-19 vaccines approved by the U.S. Food and Drug Administration and have been issued an Emergency Use Authorization (Janssen COVID-19 Vaccine, Moderna COVID-19 Vaccine and Pfizer-BioNTech COVID-19 Vaccine). These data summarize the number of people who have received either their first dose or have completed the series for a COVID-19 vaccine. **A person can only be counted in one category, first dose or series complete.** For persons receiving Moderna or Pfizer vaccines, once they receive their second dose, they are moved from the first dose column to the series completed column. **Because of this, the total first dose category may show a change from report to report not matching the total receiving their first dose from the previous day.** Persons receiving Johnson & Johnson vaccines will always be counted in the series completed column.

COVID-19 doses for vaccinated persons in Florida	
Doses administered	3,420
People receiving one dose of a 1-dose series (Johnson & Johnson) or receiving only one dose of a 2-dose series (Moderna, Pfizer) count once. Persons receiving both doses of a 2-dose series count twice.	

Current status of persons vaccinated for COVID-19 in Florida	
Total people vaccinated	2,087
First dose	724
Series completed	1,363
Completed 1-dose series	30
Completed 2-dose series	1,333
First dose: current number of people who have only received their first dose of the Moderna or Pfizer vaccine.	
Series complete: current number of people who have received both Moderna or Pfizer vaccine doses or one Johnson & Johnson dose and are considered fully immunized.	

Demographic summary	First dose	Series complete	Total people vaccinated
Age group	724	1,363	2,087
16-24 years	28	4	32
25-34 years	89	13	102
35-44 years	133	31	164
45-54 years	144	92	236
55-64 years	128	173	301
65-74 years	120	610	730
75-84 years	56	340	396
85+ years	26	100	126
Race	724	1,363	2,087
White	467	1,157	1,624
Black	147	45	192
American Indian/Alaskan	3	6	9
Other	51	79	130
Unknown	56	76	132
Other race includes Asian, native Hawaiian/Pacific Islander, or other.			
Ethnicity	724	1,363	2,087
Hispanic	62	44	106
Non-Hispanic	263	1,085	1,348
Unknown	399	234	633
Gender	724	1,363	2,087
Female	202	707	909
Male	521	656	1,177
Unknown	1	0	1



COVID-19: Lake County vaccine summary

Vaccination data through Apr 27, 2021 as of Apr 28, 2021 at 12:05 AM

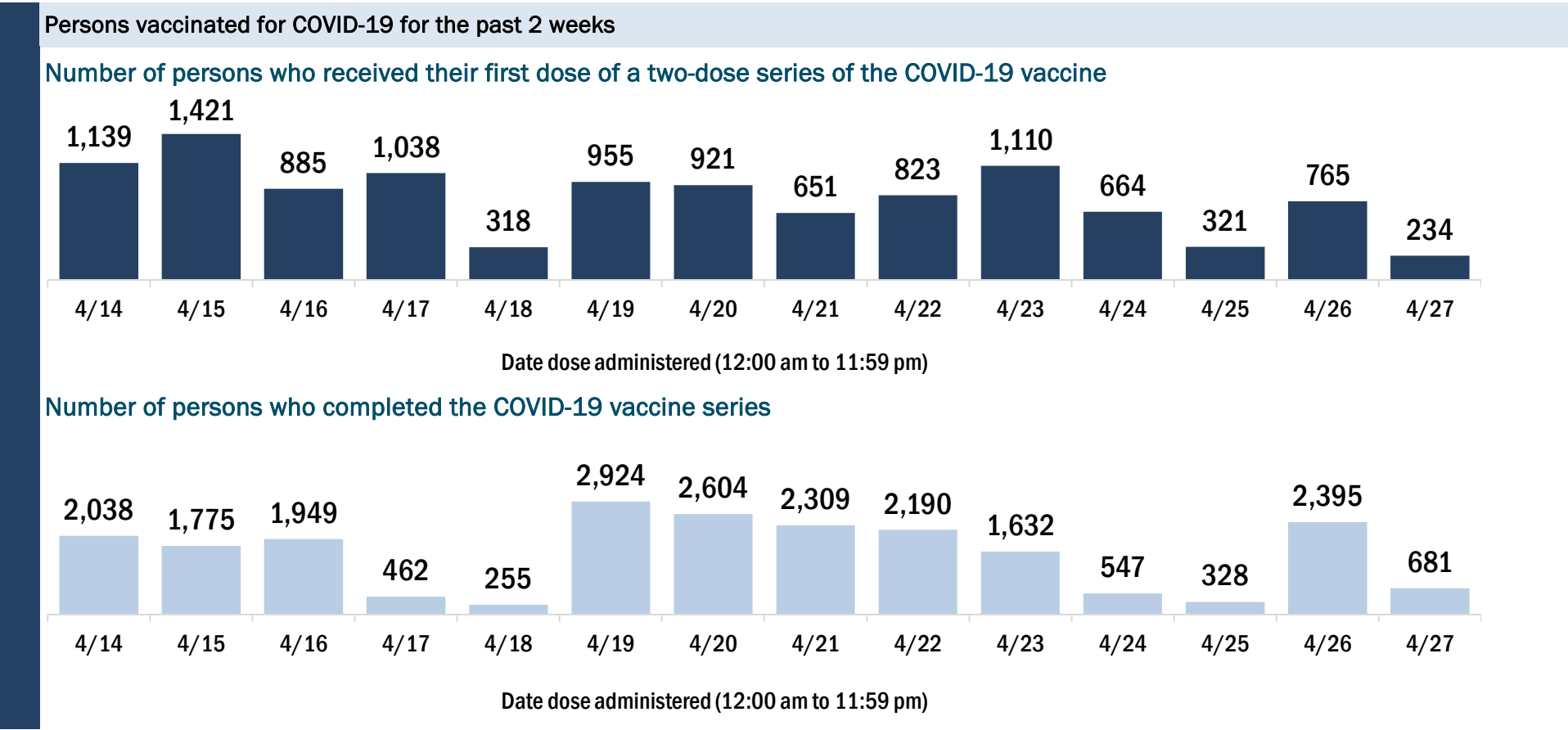
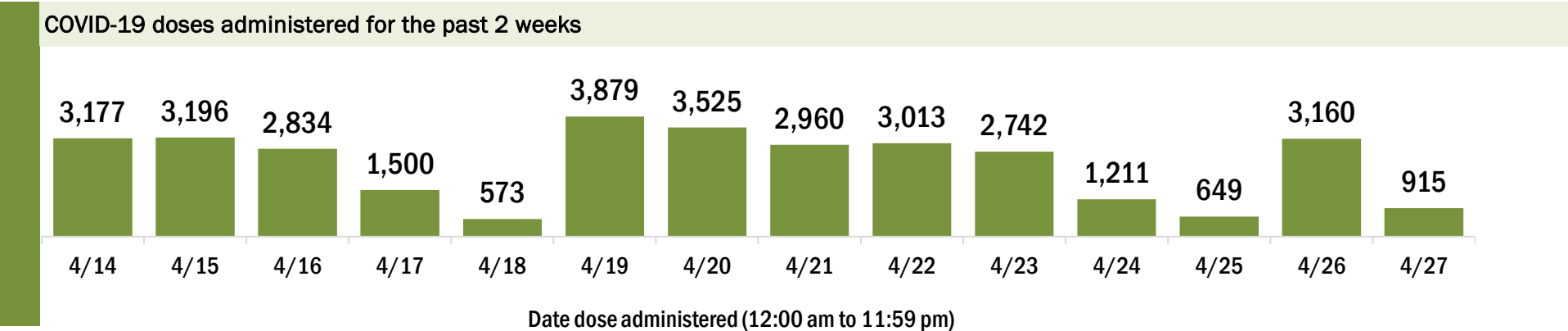
Data in this report are provisional and subject to change.

Data in this summary pertain to COVID-19 vaccines approved by the U.S. Food and Drug Administration and have been issued an Emergency Use Authorization (Janssen COVID-19 Vaccine, Moderna COVID-19 Vaccine and Pfizer-BioNTech COVID-19 Vaccine). These data summarize the number of people who have received either their first dose or have completed the series for a COVID-19 vaccine. **A person can only be counted in one category, first dose or series complete.** For persons receiving Moderna or Pfizer vaccines, once they receive their second dose, they are moved from the first dose column to the series completed column. **Because of this, the total first dose category may show a change from report to report not matching the total receiving their first dose from the previous day.** Persons receiving Johnson & Johnson vaccines will always be counted in the series completed column.

COVID-19 doses for vaccinated persons in Florida	
Doses administered	276,942
People receiving one dose of a 1-dose series (Johnson & Johnson) or receiving only one dose of a 2-dose series (Moderna, Pfizer) count once. Persons receiving both doses of a 2-dose series count twice.	

Current status of persons vaccinated for COVID-19 in Florida	
Total people vaccinated	161,596
First dose	40,262
Series completed	121,334
Completed 1-dose series	5,988
Completed 2-dose series	115,346
First dose: current number of people who have only received their first dose of the Moderna or Pfizer vaccine.	
Series complete: current number of people who have received both Moderna or Pfizer vaccine doses or one Johnson & Johnson dose and are considered fully immunized.	

Demographic summary	First dose	Series complete	Total people vaccinated
Age group	40,262	121,334	161,596
16-24 years	4,995	1,981	6,976
25-34 years	5,050	3,923	8,973
35-44 years	5,611	6,752	12,363
45-54 years	6,022	11,478	17,500
55-64 years	7,011	21,747	28,758
65-74 years	5,843	39,964	45,807
75-84 years	4,106	27,474	31,580
85+ years	1,624	8,015	9,639
Race	40,262	121,334	161,596
White	25,394	90,810	116,204
Black	2,763	5,894	8,657
American Indian/Alaskan	248	625	873
Other	4,639	10,396	15,035
Unknown	7,218	13,609	20,827
Other race includes Asian, native Hawaiian/Pacific Islander, or other.			
Ethnicity	40,262	121,334	161,596
Hispanic	5,649	7,524	13,173
Non-Hispanic	19,065	70,675	89,740
Unknown	15,548	43,135	58,683
Gender	40,262	121,334	161,596
Female	21,550	68,568	90,118
Male	18,581	52,654	71,235
Unknown	131	112	243



COVID-19: Lee County vaccine summary

Vaccination data through Apr 27, 2021 as of Apr 28, 2021 at 12:05 AM

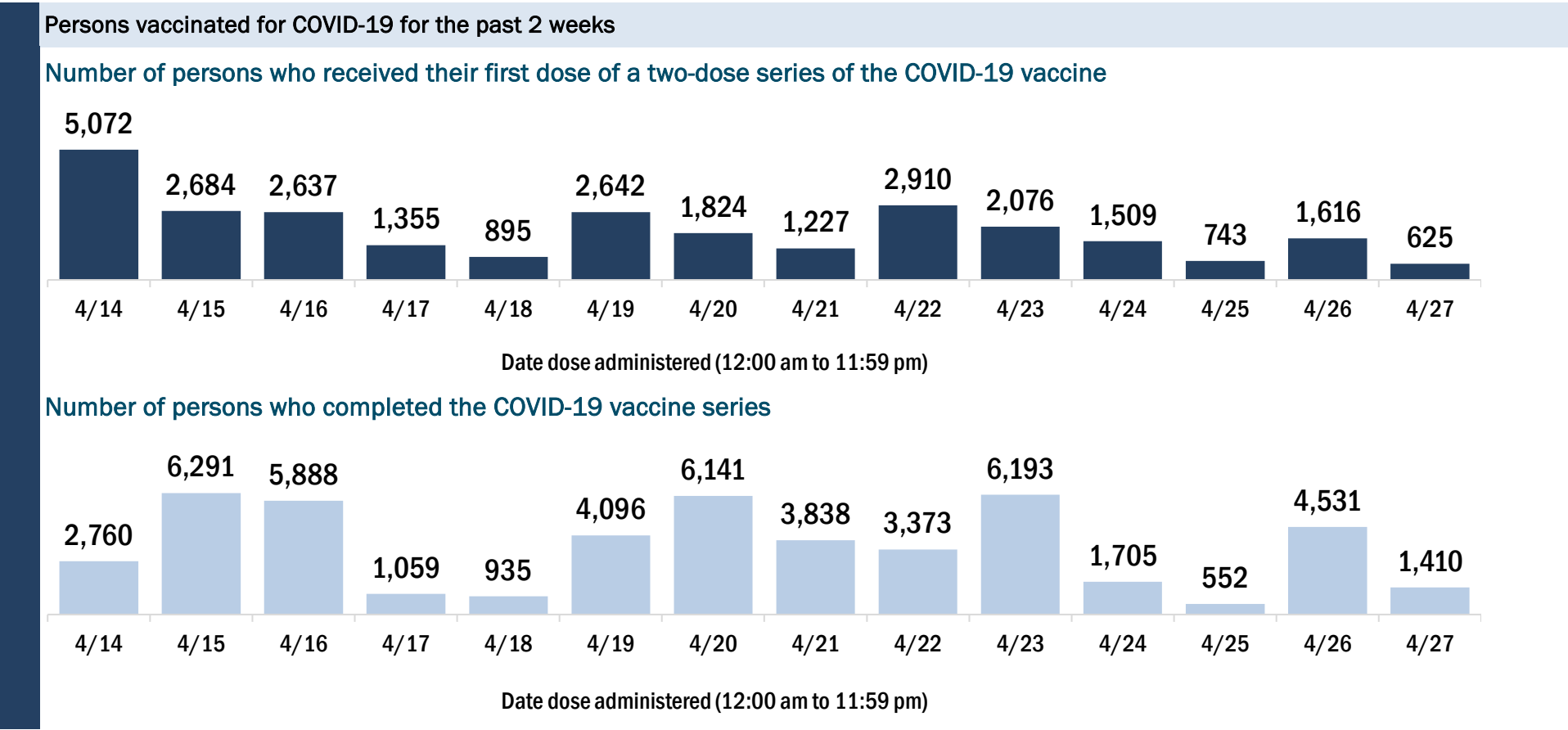
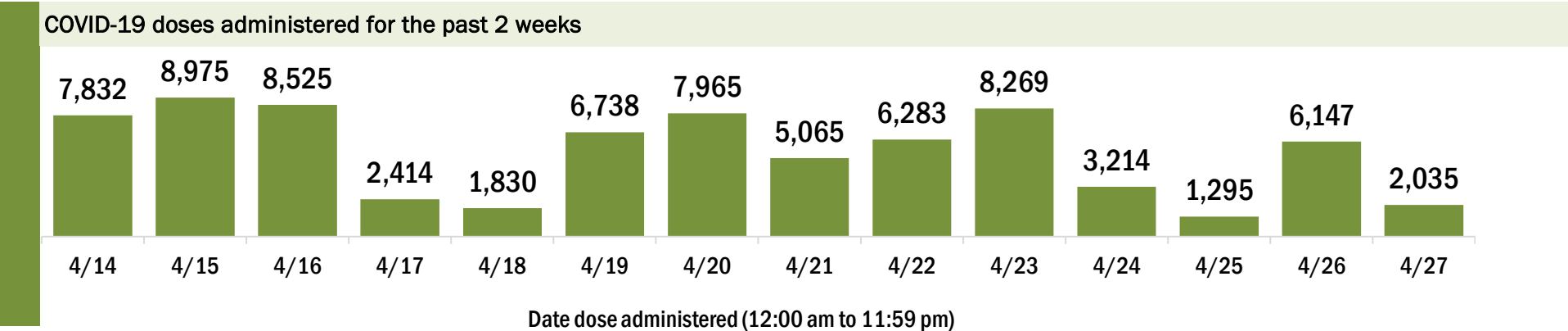
Data in this report are provisional and subject to change.

Data in this summary pertain to COVID-19 vaccines approved by the U.S. Food and Drug Administration and have been issued an Emergency Use Authorization (Janssen COVID-19 Vaccine, Moderna COVID-19 Vaccine and Pfizer-BioNTech COVID-19 Vaccine). These data summarize the number of people who have received either their first dose or have completed the series for a COVID-19 vaccine. **A person can only be counted in one category, first dose or series complete.** For persons receiving Moderna or Pfizer vaccines, once they receive their second dose, they are moved from the first dose column to the series completed column. **Because of this, the total first dose category may show a change from report to report not matching the total receiving their first dose from the previous day.** Persons receiving Johnson & Johnson vaccines will always be counted in the series completed column.

COVID-19 doses for vaccinated persons in Florida	
Doses administered	528,207
People receiving one dose of a 1-dose series (Johnson & Johnson) or receiving only one dose of a 2-dose series (Moderna, Pfizer) count once. Persons receiving both doses of a 2-dose series count twice.	

Current status of persons vaccinated for COVID-19 in Florida	
Total people vaccinated	317,950
First dose	95,449
Series completed	222,501
Completed 1-dose series	12,244
Completed 2-dose series	210,257
First dose: current number of people who have only received their first dose of the Moderna or Pfizer vaccine.	
Series complete: current number of people who have received both Moderna or Pfizer vaccine doses or one Johnson & Johnson dose and are considered fully immunized.	

Demographic summary	First dose	Series complete	Total people vaccinated
Age group	95,449	222,501	317,950
16-24 years	7,448	2,177	9,625
25-34 years	9,859	5,324	15,183
35-44 years	12,930	8,069	20,999
45-54 years	16,024	15,181	31,205
55-64 years	21,523	38,893	60,416
65-74 years	15,493	86,777	102,270
75-84 years	9,048	52,229	61,277
85+ years	3,124	13,851	16,975
Race	95,449	222,501	317,950
White	66,359	160,010	226,369
Black	3,780	4,898	8,678
American Indian/Alaskan	420	718	1,138
Other	8,321	14,195	22,516
Unknown	16,569	42,680	59,249
Other race includes Asian, native Hawaiian/Pacific Islander, or other.			
Ethnicity	95,449	222,501	317,950
Hispanic	16,020	12,755	28,775
Non-Hispanic	48,959	128,816	177,775
Unknown	30,470	80,930	111,400
Gender	95,449	222,501	317,950
Female	50,282	124,781	175,063
Male	44,946	97,310	142,256
Unknown	221	410	631



COVID-19: Leon County vaccine summary

Vaccination data through Apr 27, 2021 as of Apr 28, 2021 at 12:05 AM

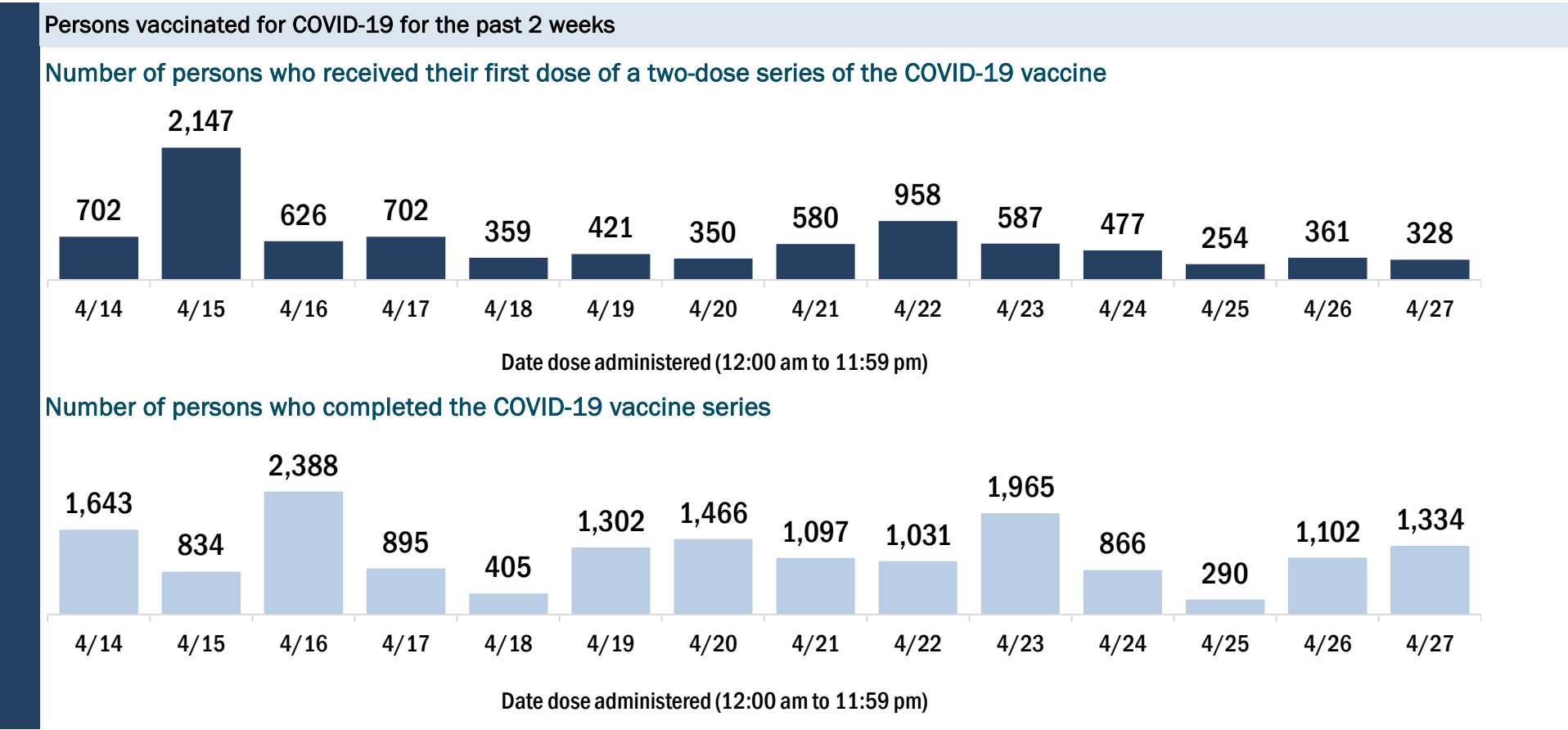
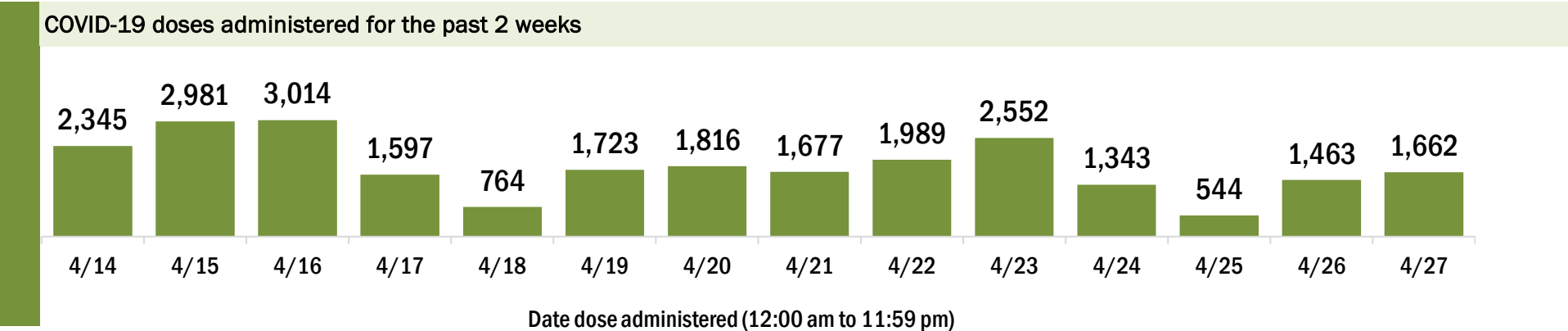
Data in this report are provisional and subject to change.

Data in this summary pertain to COVID-19 vaccines approved by the U.S. Food and Drug Administration and have been issued an Emergency Use Authorization (Janssen COVID-19 Vaccine, Moderna COVID-19 Vaccine and Pfizer-BioNTech COVID-19 Vaccine). These data summarize the number of people who have received either their first dose or have completed the series for a COVID-19 vaccine. **A person can only be counted in one category, first dose or series complete.** For persons receiving Moderna or Pfizer vaccines, once they receive their second dose, they are moved from the first dose column to the series completed column. **Because of this, the total first dose category may show a change from report to report not matching the total receiving their first dose from the previous day.** Persons receiving Johnson & Johnson vaccines will always be counted in the series completed column.

COVID-19 doses for vaccinated persons in Florida	
Doses administered	187,518
People receiving one dose of a 1-dose series (Johnson & Johnson) or receiving only one dose of a 2-dose series (Moderna, Pfizer) count once. Persons receiving both doses of a 2-dose series count twice.	

Current status of persons vaccinated for COVID-19 in Florida	
Total people vaccinated	111,301
First dose	30,674
Series completed	80,627
Completed 1-dose series	4,410
Completed 2-dose series	76,217
First dose: current number of people who have only received their first dose of the Moderna or Pfizer vaccine.	
Series complete: current number of people who have received both Moderna or Pfizer vaccine doses or one Johnson & Johnson dose and are considered fully immunized.	

Demographic summary	First dose	Series complete	Total people vaccinated
Age group	30,674	80,627	111,301
16-24 years	7,219	4,893	12,112
25-34 years	6,568	7,104	13,672
35-44 years	5,540	8,669	14,209
45-54 years	3,983	11,622	15,605
55-64 years	3,364	17,265	20,629
65-74 years	2,230	19,362	21,592
75-84 years	1,130	8,754	9,884
85+ years	640	2,958	3,598
Race	30,674	80,627	111,301
White	17,402	47,712	65,114
Black	4,709	11,292	16,001
American Indian/Alaskan	110	249	359
Other	4,126	14,361	18,487
Unknown	4,327	7,013	11,340
Other race includes Asian, native Hawaiian/Pacific Islander, or other.			
Ethnicity	30,674	80,627	111,301
Hispanic	2,084	3,567	5,651
Non-Hispanic	20,266	58,698	78,964
Unknown	8,324	18,362	26,686
Gender	30,674	80,627	111,301
Female	16,450	46,727	63,177
Male	14,178	33,863	48,041
Unknown	46	37	83



COVID-19: Levy County vaccine summary

Vaccination data through Apr 27, 2021 as of Apr 28, 2021 at 12:05 AM

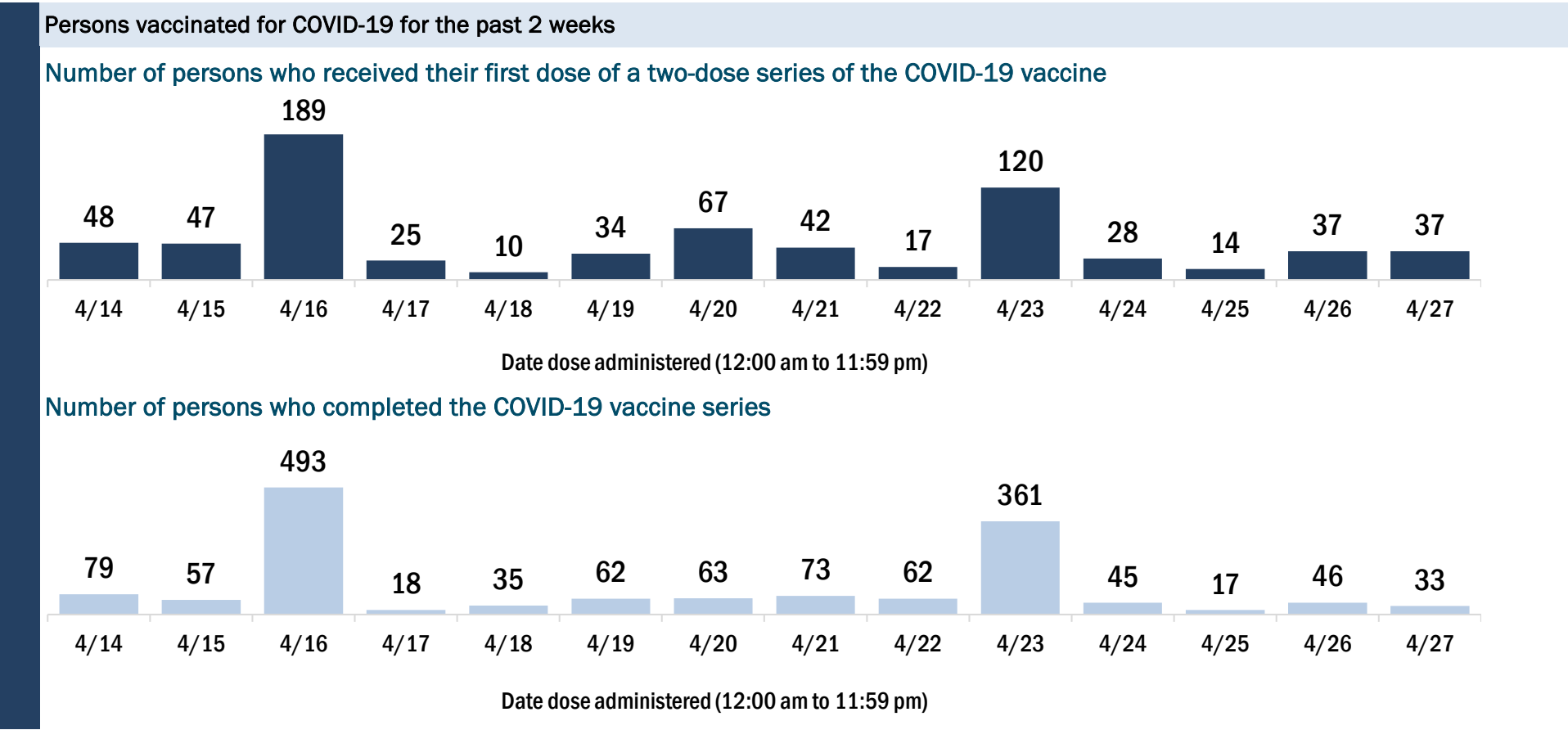
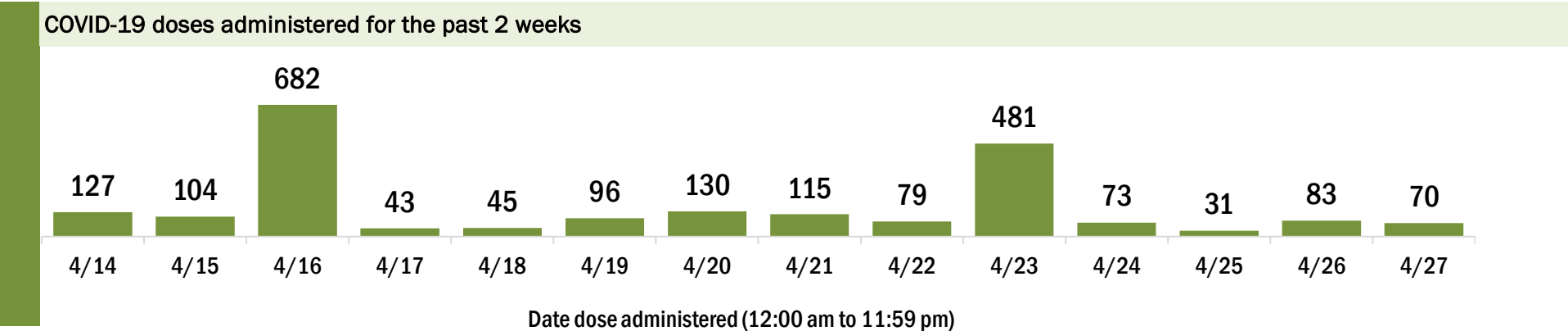
Data in this report are provisional and subject to change.

Data in this summary pertain to COVID-19 vaccines approved by the U.S. Food and Drug Administration and have been issued an Emergency Use Authorization (Janssen COVID-19 Vaccine, Moderna COVID-19 Vaccine and Pfizer-BioNTech COVID-19 Vaccine). These data summarize the number of people who have received either their first dose or have completed the series for a COVID-19 vaccine. **A person can only be counted in one category, first dose or series complete.** For persons receiving Moderna or Pfizer vaccines, once they receive their second dose, they are moved from the first dose column to the series completed column. **Because of this, the total first dose category may show a change from report to report not matching the total receiving their first dose from the previous day.** Persons receiving Johnson & Johnson vaccines will always be counted in the series completed column.

COVID-19 doses for vaccinated persons in Florida	
Doses administered	18,027
People receiving one dose of a 1-dose series (Johnson & Johnson) or receiving only one dose of a 2-dose series (Moderna, Pfizer) count once. Persons receiving both doses of a 2-dose series count twice.	

Current status of persons vaccinated for COVID-19 in Florida	
Total people vaccinated	10,787
First dose	2,546
Series completed	8,241
Completed 1-dose series	1,001
Completed 2-dose series	7,240
First dose: current number of people who have only received their first dose of the Moderna or Pfizer vaccine.	
Series complete: current number of people who have received both Moderna or Pfizer vaccine doses or one Johnson & Johnson dose and are considered fully immunized.	

Demographic summary	First dose	Series complete	Total people vaccinated
Age group	2,546	8,241	10,787
16-24 years	146	89	235
25-34 years	203	226	429
35-44 years	264	290	554
45-54 years	404	609	1,013
55-64 years	686	1,689	2,375
65-74 years	515	3,219	3,734
75-84 years	253	1,704	1,957
85+ years	75	415	490
Race	2,546	8,241	10,787
White	1,893	6,500	8,393
Black	241	508	749
American Indian/Alaskan	11	50	61
Other	182	457	639
Unknown	219	726	945
Other race includes Asian, native Hawaiian/Pacific Islander, or other.			
Ethnicity	2,546	8,241	10,787
Hispanic	221	312	533
Non-Hispanic	1,686	6,012	7,698
Unknown	639	1,917	2,556
Gender	2,546	8,241	10,787
Female	1,395	4,733	6,128
Male	1,148	3,508	4,656
Unknown	3	0	3



COVID-19: Liberty County vaccine summary

Vaccination data through Apr 27, 2021 as of Apr 28, 2021 at 12:05 AM

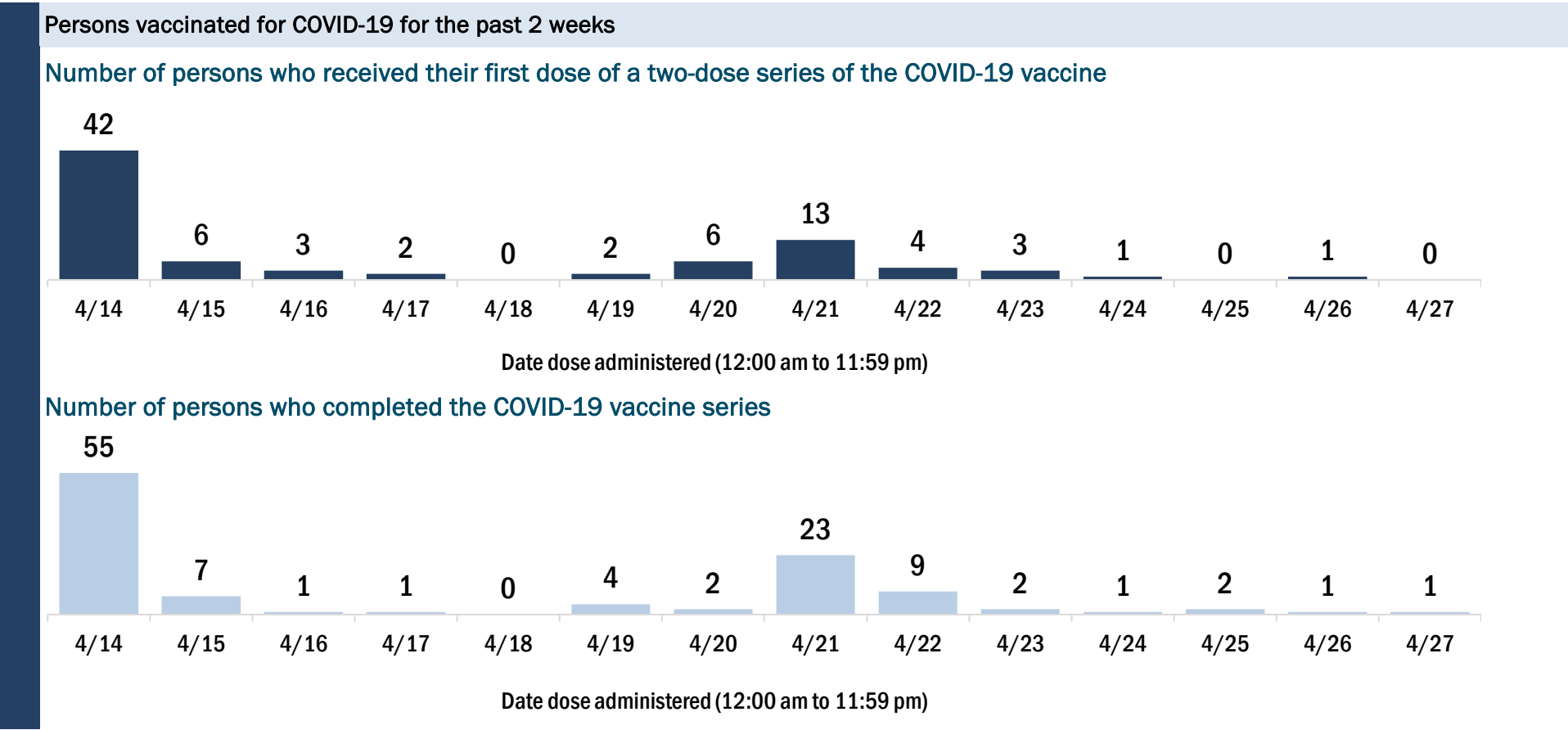
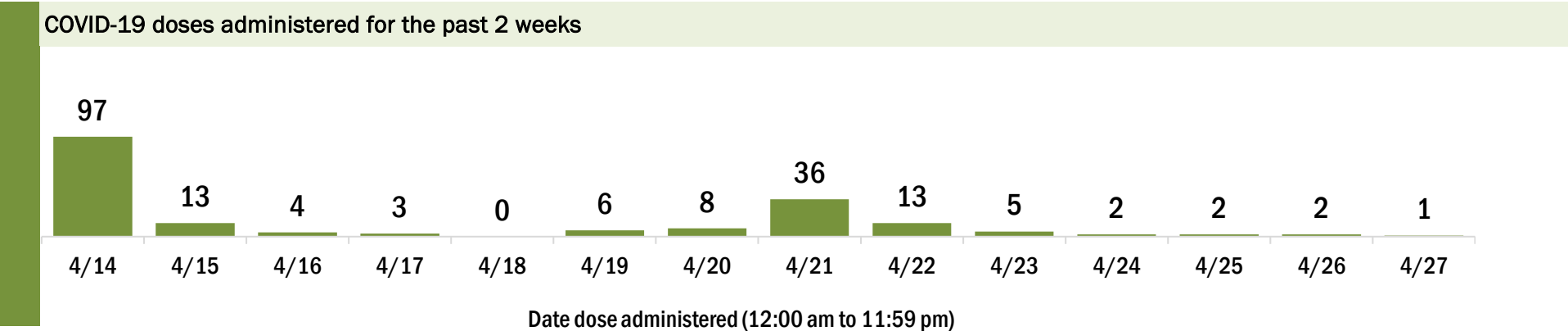
Data in this report are provisional and subject to change.

Data in this summary pertain to COVID-19 vaccines approved by the U.S. Food and Drug Administration and have been issued an Emergency Use Authorization (Janssen COVID-19 Vaccine, Moderna COVID-19 Vaccine and Pfizer-BioNTech COVID-19 Vaccine). These data summarize the number of people who have received either their first dose or have completed the series for a COVID-19 vaccine. **A person can only be counted in one category, first dose or series complete.** For persons receiving Moderna or Pfizer vaccines, once they receive their second dose, they are moved from the first dose column to the series completed column. **Because of this, the total first dose category may show a change from report to report not matching the total receiving their first dose from the previous day.** Persons receiving Johnson & Johnson vaccines will always be counted in the series completed column.

COVID-19 doses for vaccinated persons in Florida	
Doses administered	2,634
People receiving one dose of a 1-dose series (Johnson & Johnson) or receiving only one dose of a 2-dose series (Moderna, Pfizer) count once. Persons receiving both doses of a 2-dose series count twice.	

Current status of persons vaccinated for COVID-19 in Florida	
Total people vaccinated	1,502
First dose	301
Series completed	1,201
Completed 1-dose series	69
Completed 2-dose series	1,132
First dose: current number of people who have only received their first dose of the Moderna or Pfizer vaccine.	
Series complete: current number of people who have received both Moderna or Pfizer vaccine doses or one Johnson & Johnson dose and are considered fully immunized.	

Demographic summary	First dose	Series complete	Total people vaccinated
Age group	301	1,201	1,502
16-24 years	22	20	42
25-34 years	25	35	60
35-44 years	43	72	115
45-54 years	69	91	160
55-64 years	77	289	366
65-74 years	38	415	453
75-84 years	22	221	243
85+ years	5	58	63
Race	301	1,201	1,502
White	200	870	1,070
Black	47	109	156
American Indian/Alaskan	4	8	12
Other	24	98	122
Unknown	26	116	142
Other race includes Asian, native Hawaiian/Pacific Islander, or other.			
Ethnicity	301	1,201	1,502
Hispanic	6	16	22
Non-Hispanic	153	659	812
Unknown	142	526	668
Gender	301	1,201	1,502
Female	168	644	812
Male	133	557	690
Unknown	0	0	0



COVID-19: Madison County vaccine summary

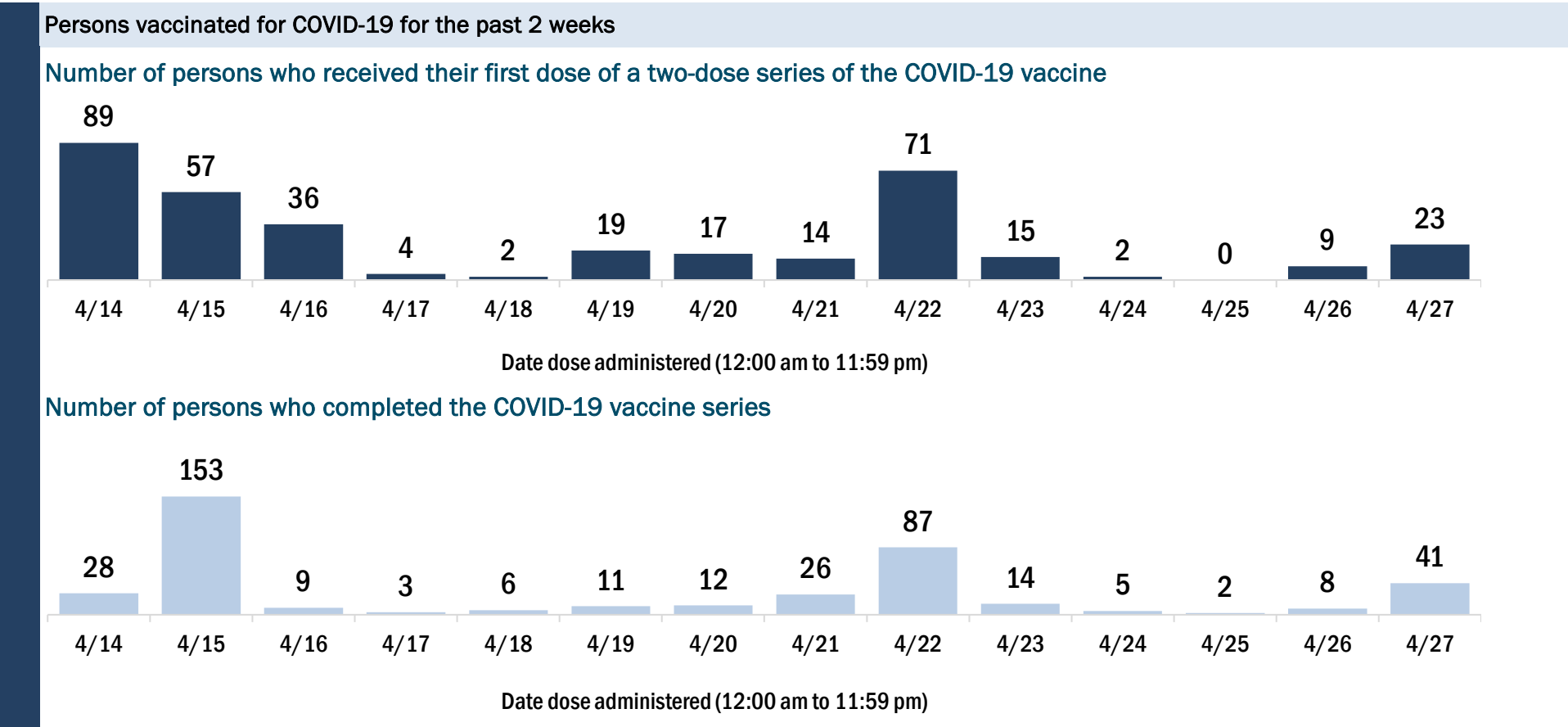
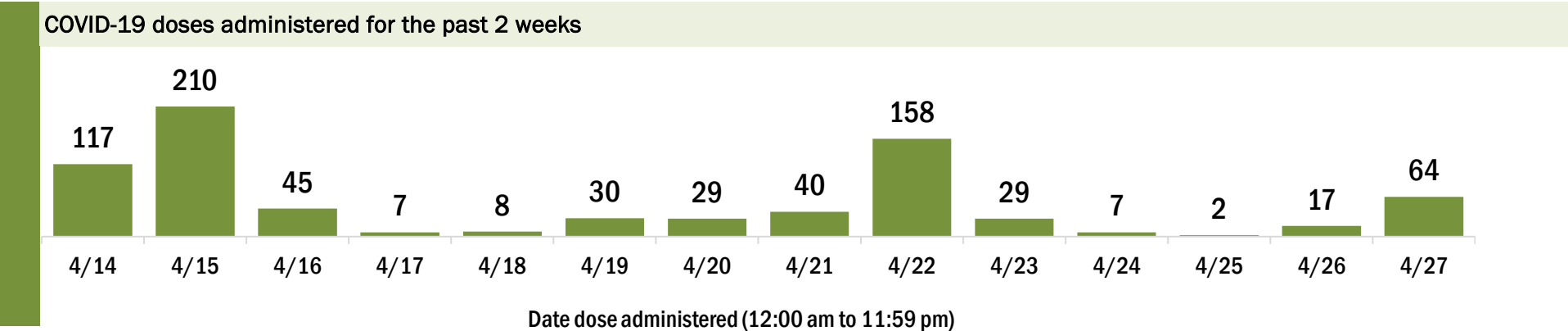
Vaccination data through Apr 27, 2021 as of Apr 28, 2021 at 12:05 AM

Data in this report are provisional and subject to change.

Data in this summary pertain to COVID-19 vaccines approved by the U.S. Food and Drug Administration and have been issued an Emergency Use Authorization (Janssen COVID-19 Vaccine, Moderna COVID-19 Vaccine and Pfizer-BioNTech COVID-19 Vaccine). These data summarize the number of people who have received either their first dose or have completed the series for a COVID-19 vaccine. **A person can only be counted in one category, first dose or series complete.** For persons receiving Moderna or Pfizer vaccines, once they receive their second dose, they are moved from the first dose column to the series completed column. **Because of this, the total first dose category may show a change from report to report not matching the total receiving their first dose from the previous day.** Persons receiving Johnson & Johnson vaccines will always be counted in the series completed column.

COVID-19 doses for vaccinated persons in Florida		Demographic summary			
Doses administered	9,028	First dose	Series complete	Total people vaccinated	
People receiving one dose of a 1-dose series (Johnson & Johnson) or receiving only one dose of a 2-dose series (Moderna, Pfizer) count once. Persons receiving both doses of a 2-dose series count twice.		Age group	1,602	3,920	5,522
		16-24 years	80	43	123
		25-34 years	155	117	272
		35-44 years	275	205	480
		45-54 years	367	371	738
		55-64 years	441	806	1,247
		65-74 years	192	1,402	1,594
		75-84 years	70	766	836
		85+ years	22	210	232
		Race	1,602	3,920	5,522
		White	812	2,219	3,031
		Black	559	1,131	1,690
		American Indian/Alaskan	1	9	10
		Other	123	304	427
		Unknown	107	257	364
		Other race includes Asian, native Hawaiian/Pacific Islander, or other.			
		Ethnicity	1,602	3,920	5,522
		Hispanic	112	92	204
		Non-Hispanic	1,222	1,972	3,194
		Unknown	268	1,856	2,124
		Gender	1,602	3,920	5,522
		Female	544	2,207	2,751
		Male	1,058	1,713	2,771
		Unknown	0	0	0

Current status of persons vaccinated for COVID-19 in Florida	
Total people vaccinated	5,522
First dose	1,602
Series completed	3,920
Completed 1-dose series	414
Completed 2-dose series	3,506
First dose: current number of people who have only received their first dose of the Moderna or Pfizer vaccine.	
Series complete: current number of people who have received both Moderna or Pfizer vaccine doses or one Johnson & Johnson dose and are considered fully immunized.	



COVID-19: Manatee County vaccine summary

Vaccination data through Apr 27, 2021 as of Apr 28, 2021 at 12:05 AM

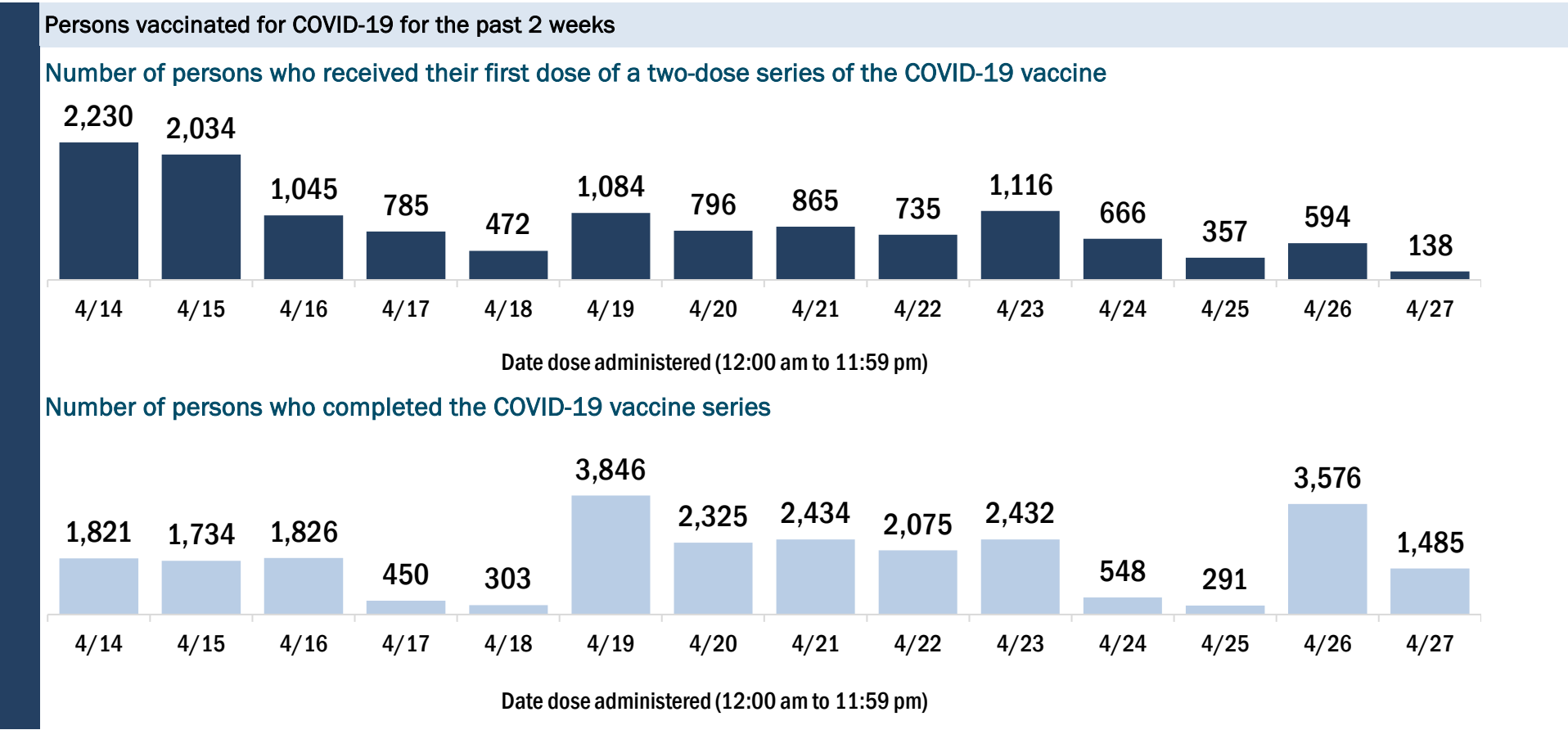
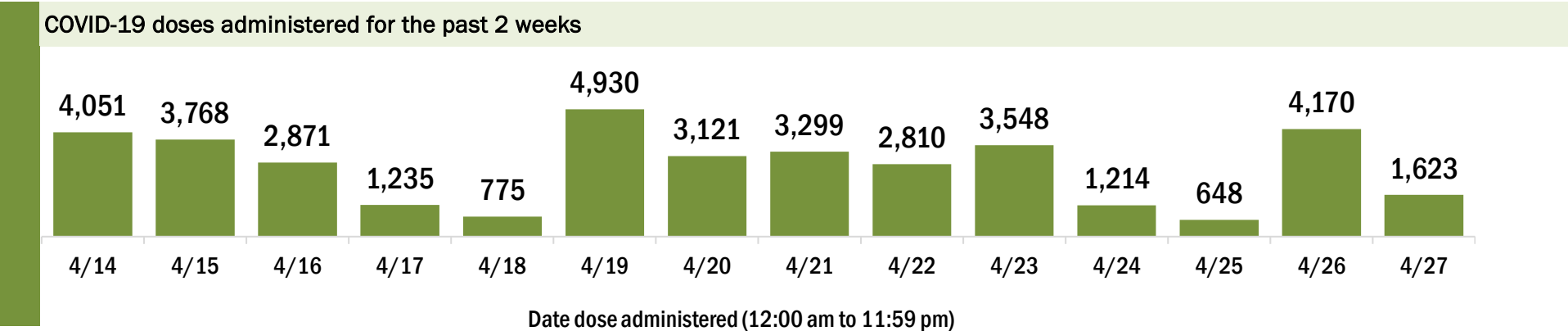
Data in this report are provisional and subject to change.

Data in this summary pertain to COVID-19 vaccines approved by the U.S. Food and Drug Administration and have been issued an Emergency Use Authorization (Janssen COVID-19 Vaccine, Moderna COVID-19 Vaccine and Pfizer-BioNTech COVID-19 Vaccine). These data summarize the number of people who have received either their first dose or have completed the series for a COVID-19 vaccine. **A person can only be counted in one category, first dose or series complete.** For persons receiving Moderna or Pfizer vaccines, once they receive their second dose, they are moved from the first dose column to the series completed column. **Because of this, the total first dose category may show a change from report to report not matching the total receiving their first dose from the previous day.** Persons receiving Johnson & Johnson vaccines will always be counted in the series completed column.

COVID-19 doses for vaccinated persons in Florida	
Doses administered	279,661
People receiving one dose of a 1-dose series (Johnson & Johnson) or receiving only one dose of a 2-dose series (Moderna, Pfizer) count once. Persons receiving both doses of a 2-dose series count twice.	

Current status of persons vaccinated for COVID-19 in Florida	
Total people vaccinated	167,067
First dose	48,893
Series completed	118,174
Completed 1-dose series	5,580
Completed 2-dose series	112,594
First dose: current number of people who have only received their first dose of the Moderna or Pfizer vaccine.	
Series complete: current number of people who have received both Moderna or Pfizer vaccine doses or one Johnson & Johnson dose and are considered fully immunized.	

Demographic summary	First dose	Series complete	Total people vaccinated
Age group	48,893	118,174	167,067
16-24 years	4,283	1,585	5,868
25-34 years	5,175	3,605	8,780
35-44 years	6,821	5,215	12,036
45-54 years	8,306	10,152	18,458
55-64 years	9,510	23,654	33,164
65-74 years	8,045	42,229	50,274
75-84 years	4,858	24,306	29,164
85+ years	1,895	7,428	9,323
Race	48,893	118,174	167,067
White	34,308	91,383	125,691
Black	1,900	3,536	5,436
American Indian/Alaskan	231	464	695
Other	4,369	8,302	12,671
Unknown	8,085	14,489	22,574
Other race includes Asian, native Hawaiian/Pacific Islander, or other.			
Ethnicity	48,893	118,174	167,067
Hispanic	5,441	4,985	10,426
Non-Hispanic	26,517	72,489	99,006
Unknown	16,935	40,700	57,635
Gender	48,893	118,174	167,067
Female	25,871	66,529	92,400
Male	22,871	51,579	74,450
Unknown	151	66	217



COVID-19: Marion County vaccine summary

Vaccination data through Apr 27, 2021 as of Apr 28, 2021 at 12:05 AM

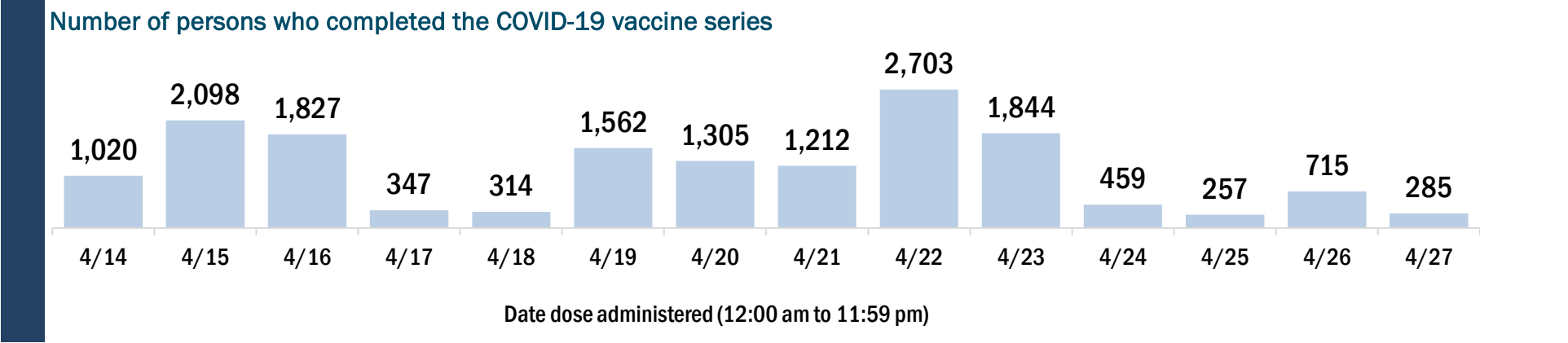
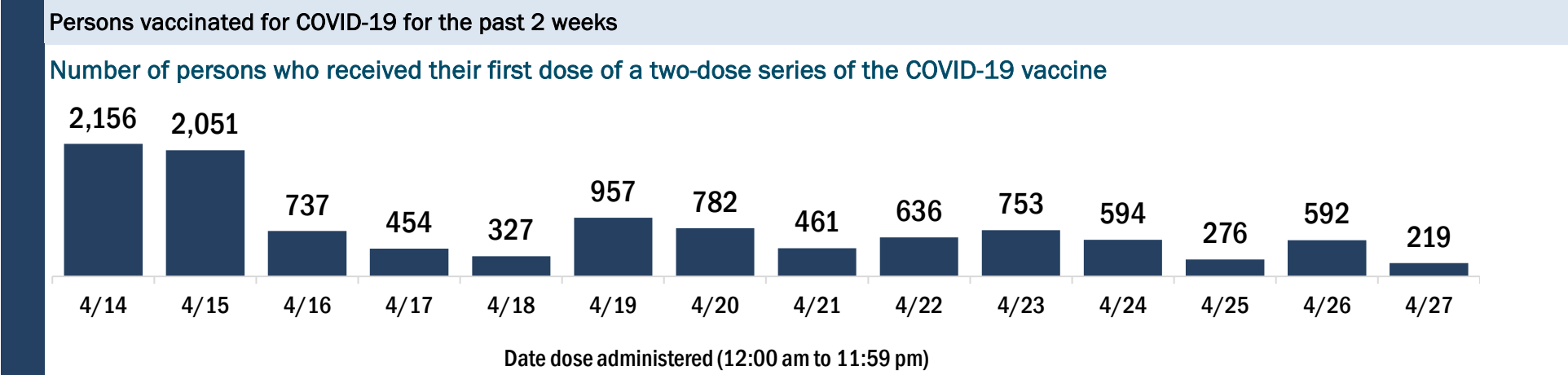
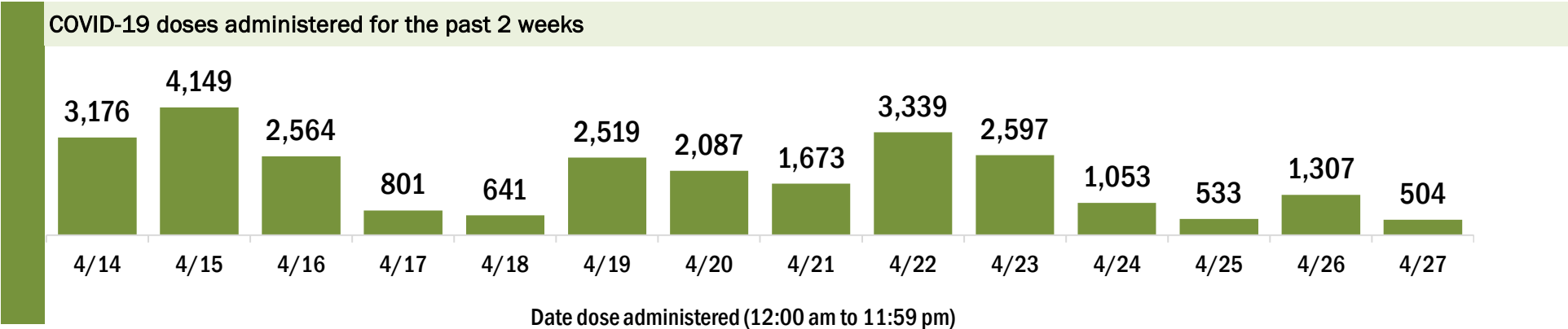
Data in this report are provisional and subject to change.

Data in this summary pertain to COVID-19 vaccines approved by the U.S. Food and Drug Administration and have been issued an Emergency Use Authorization (Janssen COVID-19 Vaccine, Moderna COVID-19 Vaccine and Pfizer-BioNTech COVID-19 Vaccine). These data summarize the number of people who have received either their first dose or have completed the series for a COVID-19 vaccine. **A person can only be counted in one category, first dose or series complete.** For persons receiving Moderna or Pfizer vaccines, once they receive their second dose, they are moved from the first dose column to the series completed column. **Because of this, the total first dose category may show a change from report to report not matching the total receiving their first dose from the previous day.** Persons receiving Johnson & Johnson vaccines will always be counted in the series completed column.

COVID-19 doses for vaccinated persons in Florida	
Doses administered	223,213
People receiving one dose of a 1-dose series (Johnson & Johnson) or receiving only one dose of a 2-dose series (Moderna, Pfizer) count once. Persons receiving both doses of a 2-dose series count twice.	

Current status of persons vaccinated for COVID-19 in Florida	
Total people vaccinated	131,004
First dose	34,374
Series completed	96,630
Completed 1-dose series	4,421
Completed 2-dose series	92,209
First dose: current number of people who have only received their first dose of the Moderna or Pfizer vaccine.	
Series complete: current number of people who have received both Moderna or Pfizer vaccine doses or one Johnson & Johnson dose and are considered fully immunized.	

Demographic summary	First dose	Series complete	Total people vaccinated
Age group	34,374	96,630	131,004
16-24 years	3,076	1,234	4,310
25-34 years	3,802	2,586	6,388
35-44 years	4,748	4,099	8,847
45-54 years	5,538	7,654	13,192
55-64 years	7,314	17,124	24,438
65-74 years	5,201	34,287	39,488
75-84 years	3,311	23,078	26,389
85+ years	1,384	6,568	7,952
Race	34,374	96,630	131,004
White	21,647	68,209	89,856
Black	3,025	6,192	9,217
American Indian/Alaskan	145	357	502
Other	3,899	8,566	12,465
Unknown	5,658	13,306	18,964
Other race includes Asian, native Hawaiian/Pacific Islander, or other.			
Ethnicity	34,374	96,630	131,004
Hispanic	4,789	6,245	11,034
Non-Hispanic	17,795	61,153	78,948
Unknown	11,790	29,232	41,022
Gender	34,374	96,630	131,004
Female	18,972	55,627	74,599
Male	15,361	40,964	56,325
Unknown	41	39	80



COVID-19: Martin County vaccine summary

Vaccination data through Apr 27, 2021 as of Apr 28, 2021 at 12:05 AM

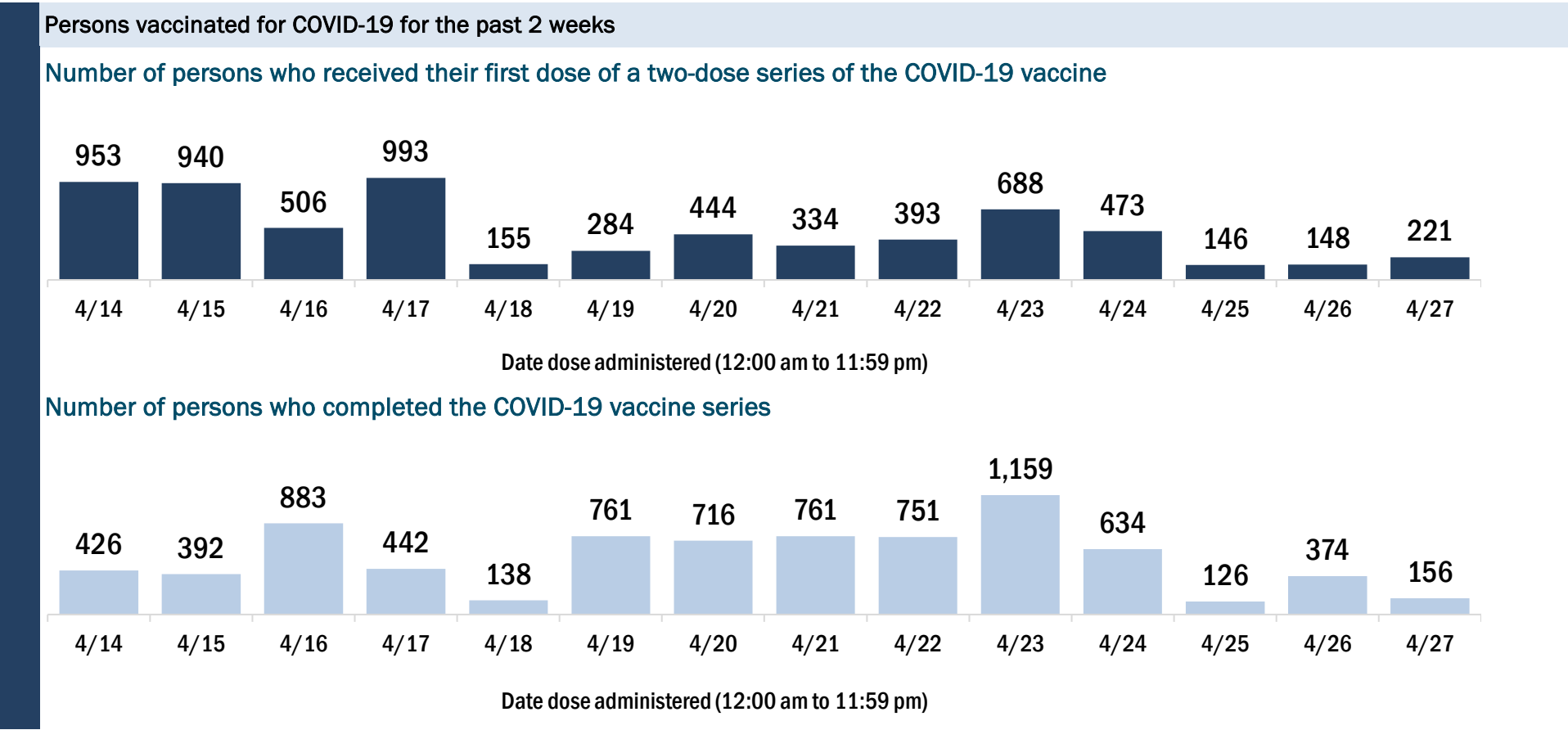
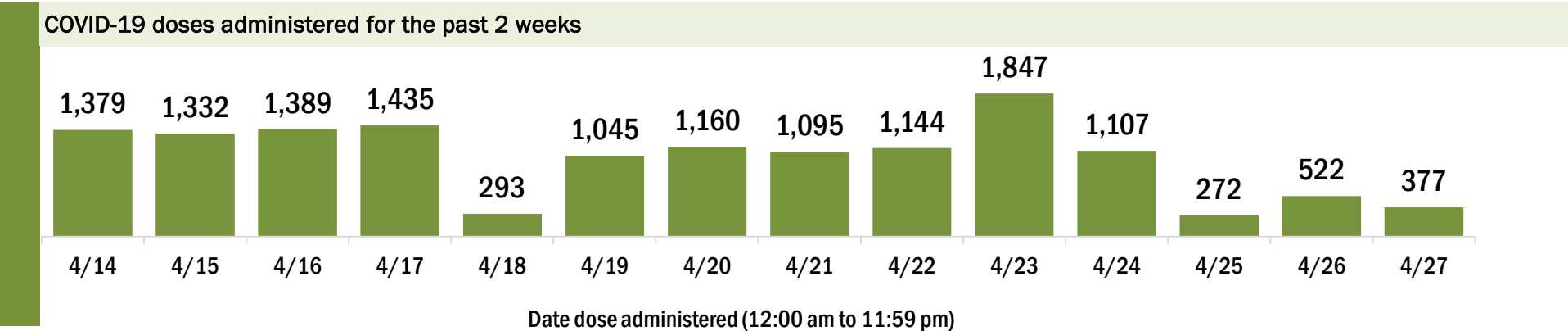
Data in this report are provisional and subject to change.

Data in this summary pertain to COVID-19 vaccines approved by the U.S. Food and Drug Administration and have been issued an Emergency Use Authorization (Janssen COVID-19 Vaccine, Moderna COVID-19 Vaccine and Pfizer-BioNTech COVID-19 Vaccine). These data summarize the number of people who have received either their first dose or have completed the series for a COVID-19 vaccine. **A person can only be counted in one category, first dose or series complete.** For persons receiving Moderna or Pfizer vaccines, once they receive their second dose, they are moved from the first dose column to the series completed column. **Because of this, the total first dose category may show a change from report to report not matching the total receiving their first dose from the previous day.** Persons receiving Johnson & Johnson vaccines will always be counted in the series completed column.

COVID-19 doses for vaccinated persons in Florida	
Doses administered	123,696
People receiving one dose of a 1-dose series (Johnson & Johnson) or receiving only one dose of a 2-dose series (Moderna, Pfizer) count once. Persons receiving both doses of a 2-dose series count twice.	

Current status of persons vaccinated for COVID-19 in Florida	
Total people vaccinated	74,167
First dose	21,793
Series completed	52,374
Completed 1-dose series	2,845
Completed 2-dose series	49,529
First dose: current number of people who have only received their first dose of the Moderna or Pfizer vaccine.	
Series complete: current number of people who have received both Moderna or Pfizer vaccine doses or one Johnson & Johnson dose and are considered fully immunized.	

Demographic summary	First dose	Series complete	Total people vaccinated
Age group	21,793	52,374	74,167
16-24 years	1,586	555	2,141
25-34 years	1,809	1,080	2,889
35-44 years	2,610	1,928	4,538
45-54 years	3,599	3,553	7,152
55-64 years	5,687	9,341	15,028
65-74 years	3,373	18,447	21,820
75-84 years	2,170	12,860	15,030
85+ years	959	4,610	5,569
Race	21,793	52,374	74,167
White	15,465	35,664	51,129
Black	807	1,050	1,857
American Indian/Alaskan	72	91	163
Other	1,561	3,676	5,237
Unknown	3,888	11,893	15,781
Other race includes Asian, native Hawaiian/Pacific Islander, or other.			
Ethnicity	21,793	52,374	74,167
Hispanic	1,735	1,641	3,376
Non-Hispanic	11,442	22,312	33,754
Unknown	8,616	28,421	37,037
Gender	21,793	52,374	74,167
Female	11,092	29,830	40,922
Male	10,681	22,526	33,207
Unknown	20	18	38



COVID-19: Monroe County vaccine summary

Vaccination data through Apr 27, 2021 as of Apr 28, 2021 at 12:05 AM

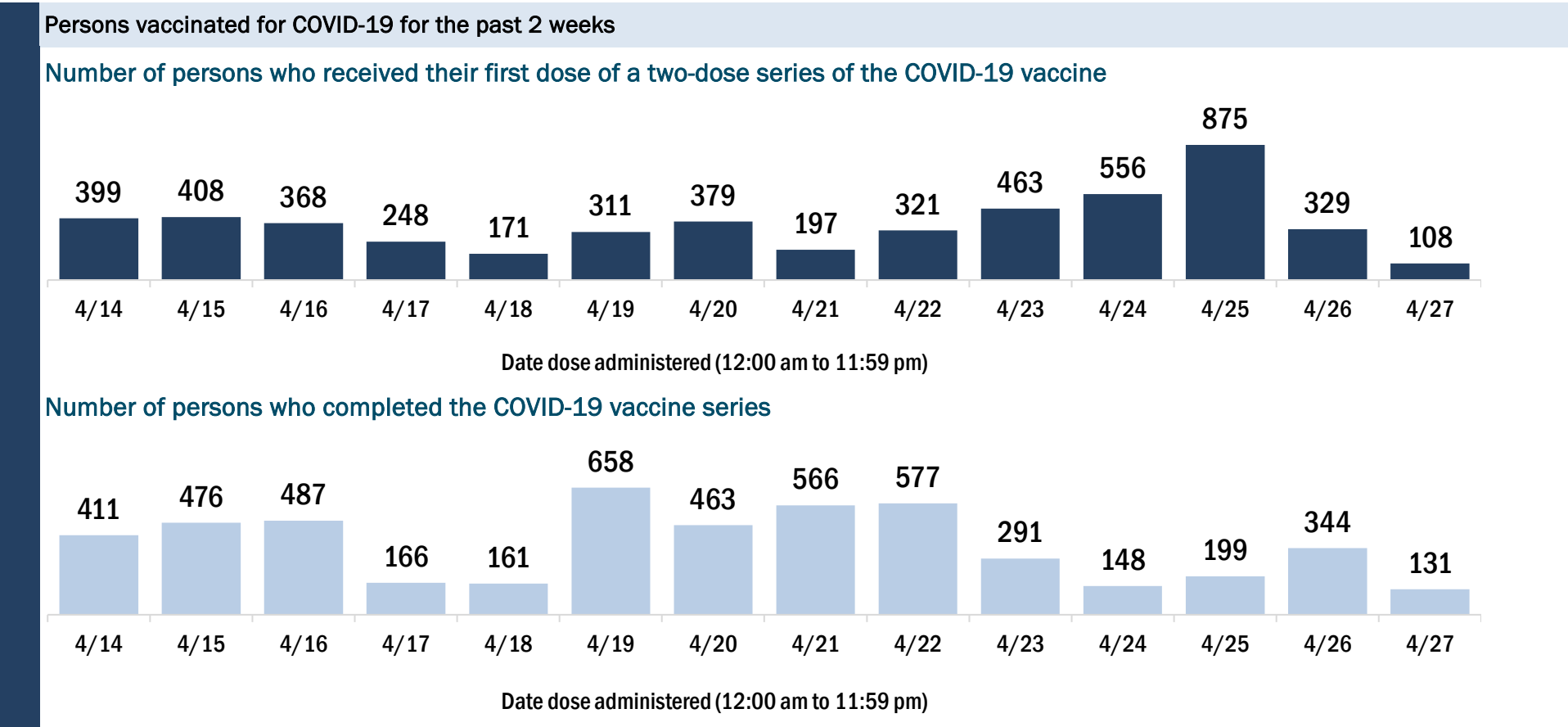
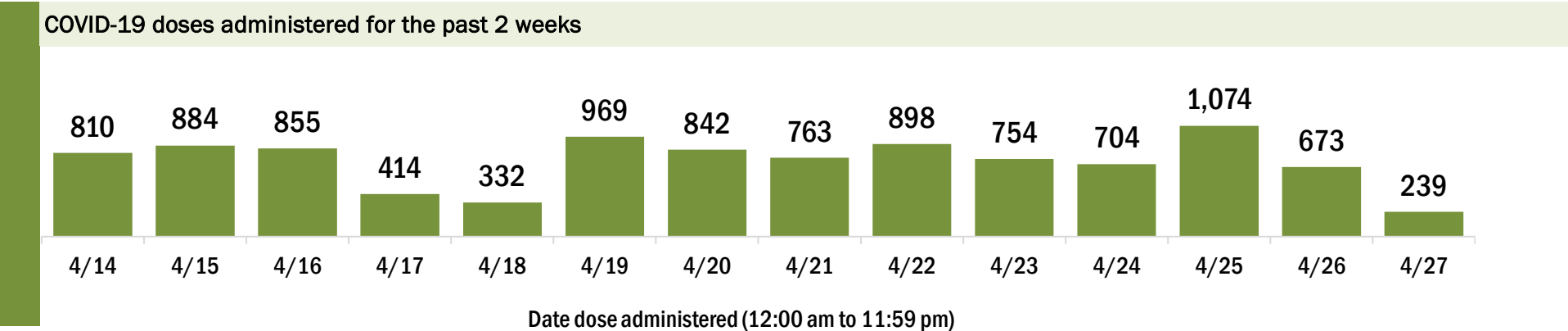
Data in this report are provisional and subject to change.

Data in this summary pertain to COVID-19 vaccines approved by the U.S. Food and Drug Administration and have been issued an Emergency Use Authorization (Janssen COVID-19 Vaccine, Moderna COVID-19 Vaccine and Pfizer-BioNTech COVID-19 Vaccine). These data summarize the number of people who have received either their first dose or have completed the series for a COVID-19 vaccine. **A person can only be counted in one category, first dose or series complete.** For persons receiving Moderna or Pfizer vaccines, once they receive their second dose, they are moved from the first dose column to the series completed column. **Because of this, the total first dose category may show a change from report to report not matching the total receiving their first dose from the previous day.** Persons receiving Johnson & Johnson vaccines will always be counted in the series completed column.

COVID-19 doses for vaccinated persons in Florida	
Doses administered	57,097
People receiving one dose of a 1-dose series (Johnson & Johnson) or receiving only one dose of a 2-dose series (Moderna, Pfizer) count once. Persons receiving both doses of a 2-dose series count twice.	

Current status of persons vaccinated for COVID-19 in Florida	
Total people vaccinated	35,488
First dose	11,993
Series completed	23,495
Completed 1-dose series	1,886
Completed 2-dose series	21,609
First dose: current number of people who have only received their first dose of the Moderna or Pfizer vaccine.	
Series complete: current number of people who have received both Moderna or Pfizer vaccine doses or one Johnson & Johnson dose and are considered fully immunized.	

Demographic summary	First dose	Series complete	Total people vaccinated
Age group	11,993	23,495	35,488
16-24 years	846	263	1,109
25-34 years	1,401	682	2,083
35-44 years	1,839	1,278	3,117
45-54 years	2,275	2,520	4,795
55-64 years	3,001	5,465	8,466
65-74 years	1,825	8,555	10,380
75-84 years	634	3,801	4,435
85+ years	172	931	1,103
Race	11,993	23,495	35,488
White	8,327	17,232	25,559
Black	361	431	792
American Indian/Alaskan	52	79	131
Other	773	1,225	1,998
Unknown	2,480	4,528	7,008
Other race includes Asian, native Hawaiian/Pacific Islander, or other.			
Ethnicity	11,993	23,495	35,488
Hispanic	1,900	2,067	3,967
Non-Hispanic	5,834	13,467	19,301
Unknown	4,259	7,961	12,220
Gender	11,993	23,495	35,488
Female	6,014	12,303	18,317
Male	5,969	11,190	17,159
Unknown	10	2	12



COVID-19: Nassau County vaccine summary

Vaccination data through Apr 27, 2021 as of Apr 28, 2021 at 12:05 AM

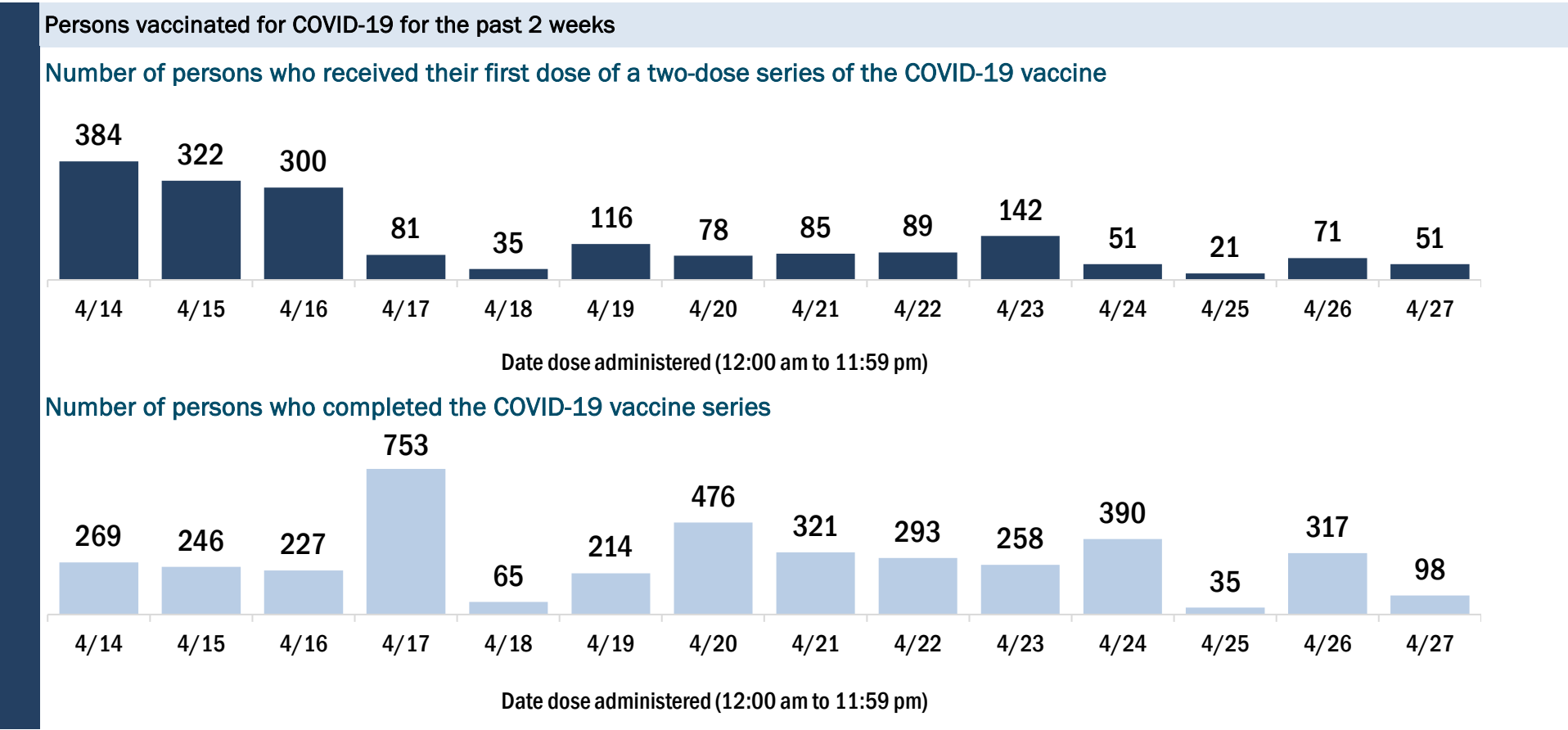
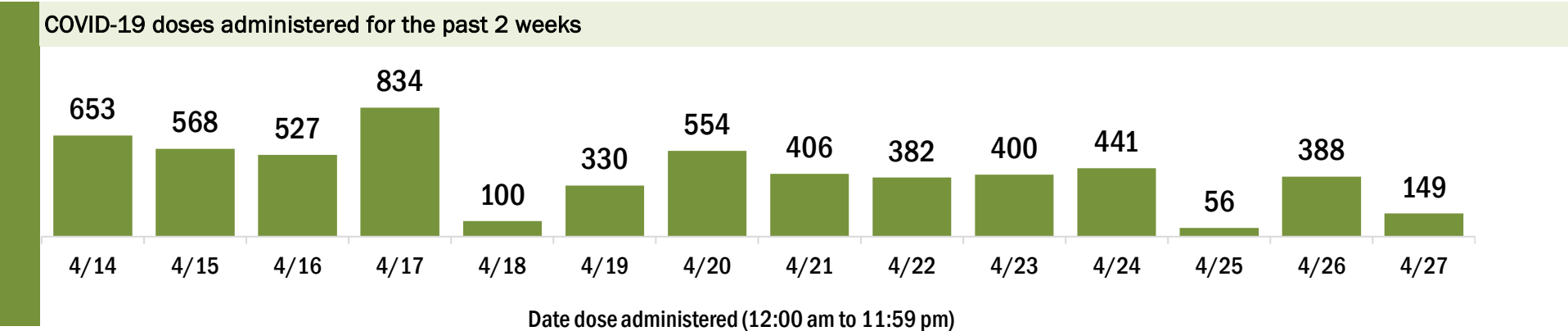
Data in this report are provisional and subject to change.

Data in this summary pertain to COVID-19 vaccines approved by the U.S. Food and Drug Administration and have been issued an Emergency Use Authorization (Janssen COVID-19 Vaccine, Moderna COVID-19 Vaccine and Pfizer-BioNTech COVID-19 Vaccine). These data summarize the number of people who have received either their first dose or have completed the series for a COVID-19 vaccine. **A person can only be counted in one category, first dose or series complete.** For persons receiving Moderna or Pfizer vaccines, once they receive their second dose, they are moved from the first dose column to the series completed column. **Because of this, the total first dose category may show a change from report to report not matching the total receiving their first dose from the previous day.** Persons receiving Johnson & Johnson vaccines will always be counted in the series completed column.

COVID-19 doses for vaccinated persons in Florida	
Doses administered	58,704
People receiving one dose of a 1-dose series (Johnson & Johnson) or receiving only one dose of a 2-dose series (Moderna, Pfizer) count once. Persons receiving both doses of a 2-dose series count twice.	

Current status of persons vaccinated for COVID-19 in Florida	
Total people vaccinated	33,404
First dose	6,074
Series completed	27,330
Completed 1-dose series	2,030
Completed 2-dose series	25,300
First dose: current number of people who have only received their first dose of the Moderna or Pfizer vaccine.	
Series complete: current number of people who have received both Moderna or Pfizer vaccine doses or one Johnson & Johnson dose and are considered fully immunized.	

Demographic summary	First dose	Series complete	Total people vaccinated
Age group	6,074	27,330	33,404
16-24 years	796	387	1,183
25-34 years	821	769	1,590
35-44 years	943	1,595	2,538
45-54 years	971	2,793	3,764
55-64 years	1,111	6,347	7,458
65-74 years	828	9,505	10,333
75-84 years	451	4,614	5,065
85+ years	153	1,320	1,473
Race	6,074	27,330	33,404
White	4,542	22,282	26,824
Black	342	1,236	1,578
American Indian/Alaskan	42	92	134
Other	368	1,357	1,725
Unknown	780	2,363	3,143
Other race includes Asian, native Hawaiian/Pacific Islander, or other.			
Ethnicity	6,074	27,330	33,404
Hispanic	339	615	954
Non-Hispanic	4,271	21,503	25,774
Unknown	1,464	5,212	6,676
Gender	6,074	27,330	33,404
Female	3,293	15,317	18,610
Male	2,773	12,012	14,785
Unknown	8	1	9



COVID-19: Okaloosa County vaccine summary

Vaccination data through Apr 27, 2021 as of Apr 28, 2021 at 12:05 AM

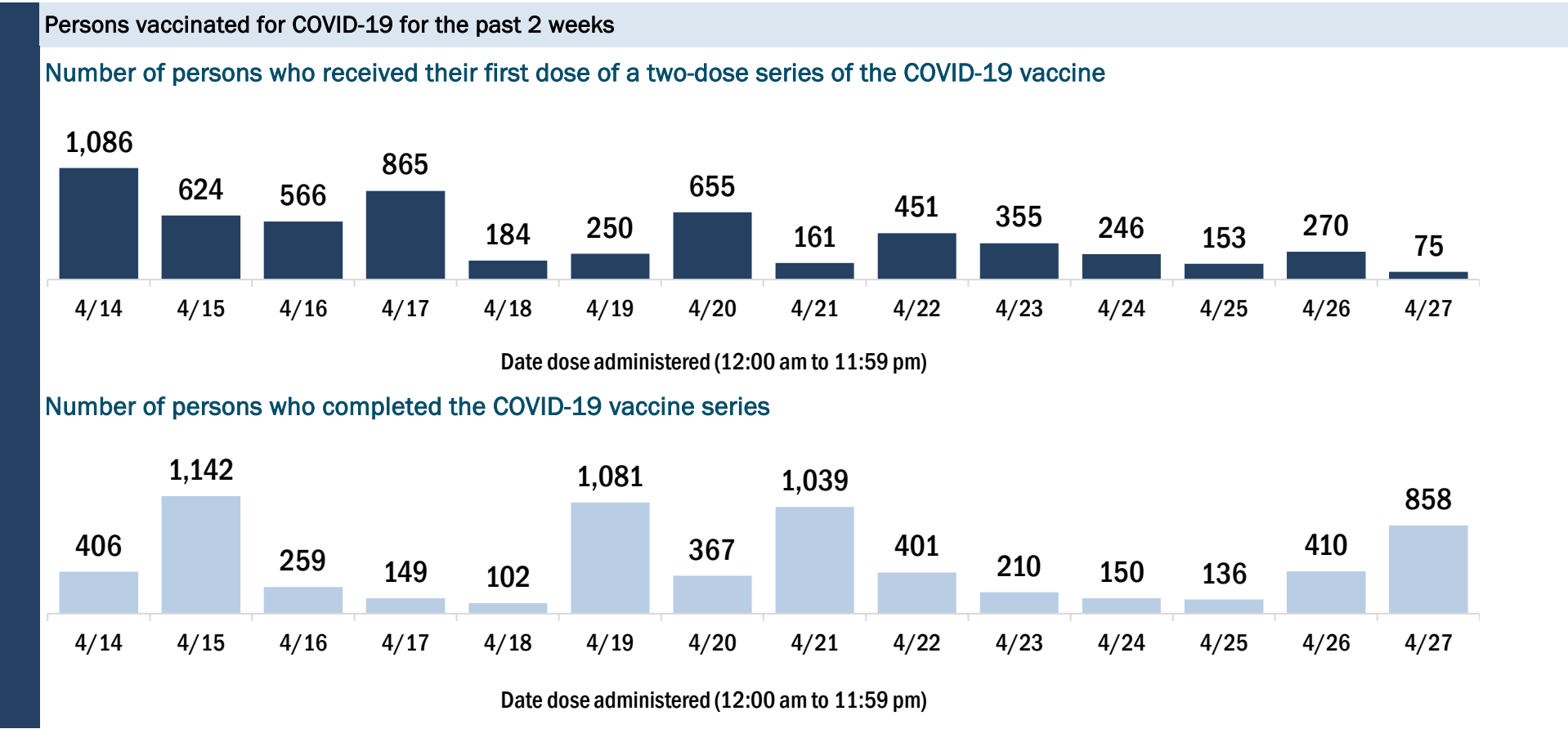
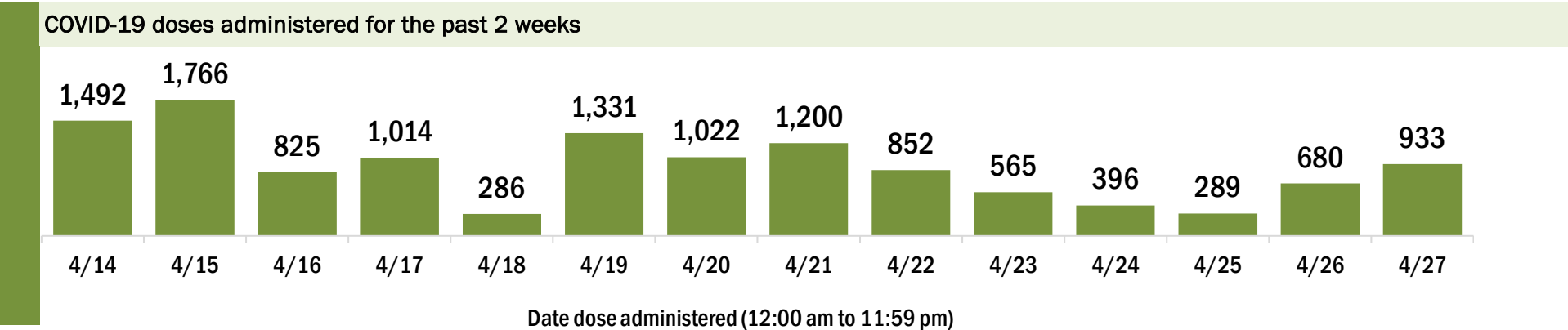
Data in this report are provisional and subject to change.

Data in this summary pertain to COVID-19 vaccines approved by the U.S. Food and Drug Administration and have been issued an Emergency Use Authorization (Janssen COVID-19 Vaccine, Moderna COVID-19 Vaccine and Pfizer-BioNTech COVID-19 Vaccine). These data summarize the number of people who have received either their first dose or have completed the series for a COVID-19 vaccine. **A person can only be counted in one category, first dose or series complete.** For persons receiving Moderna or Pfizer vaccines, once they receive their second dose, they are moved from the first dose column to the series completed column. **Because of this, the total first dose category may show a change from report to report not matching the total receiving their first dose from the previous day.** Persons receiving Johnson & Johnson vaccines will always be counted in the series completed column.

COVID-19 doses for vaccinated persons in Florida	
Doses administered	98,623
People receiving one dose of a 1-dose series (Johnson & Johnson) or receiving only one dose of a 2-dose series (Moderna, Pfizer) count once. Persons receiving both doses of a 2-dose series count twice.	

Current status of persons vaccinated for COVID-19 in Florida	
Total people vaccinated	59,235
First dose	16,312
Series completed	42,923
Completed 1-dose series	3,535
Completed 2-dose series	39,388
First dose: current number of people who have only received their first dose of the Moderna or Pfizer vaccine.	
Series complete: current number of people who have received both Moderna or Pfizer vaccine doses or one Johnson & Johnson dose and are considered fully immunized.	

Demographic summary	First dose	Series complete	Total people vaccinated
Age group	16,312	42,923	59,235
16-24 years	1,713	778	2,491
25-34 years	2,576	1,803	4,379
35-44 years	2,726	2,928	5,654
45-54 years	2,594	4,453	7,047
55-64 years	3,373	9,773	13,146
65-74 years	1,893	13,244	15,137
75-84 years	1,049	7,278	8,327
85+ years	388	2,666	3,054
Race	16,312	42,923	59,235
White	9,483	30,374	39,857
Black	1,127	2,137	3,264
American Indian/Alaskan	87	165	252
Other	1,766	3,761	5,527
Unknown	3,849	6,486	10,335
Other race includes Asian, native Hawaiian/Pacific Islander, or other.			
Ethnicity	16,312	42,923	59,235
Hispanic	1,164	1,303	2,467
Non-Hispanic	8,481	27,286	35,767
Unknown	6,667	14,334	21,001
Gender	16,312	42,923	59,235
Female	8,717	24,689	33,406
Male	7,474	18,206	25,680
Unknown	121	28	149



COVID-19: Okeechobee County vaccine summary

Vaccination data through Apr 27, 2021 as of Apr 28, 2021 at 12:05 AM

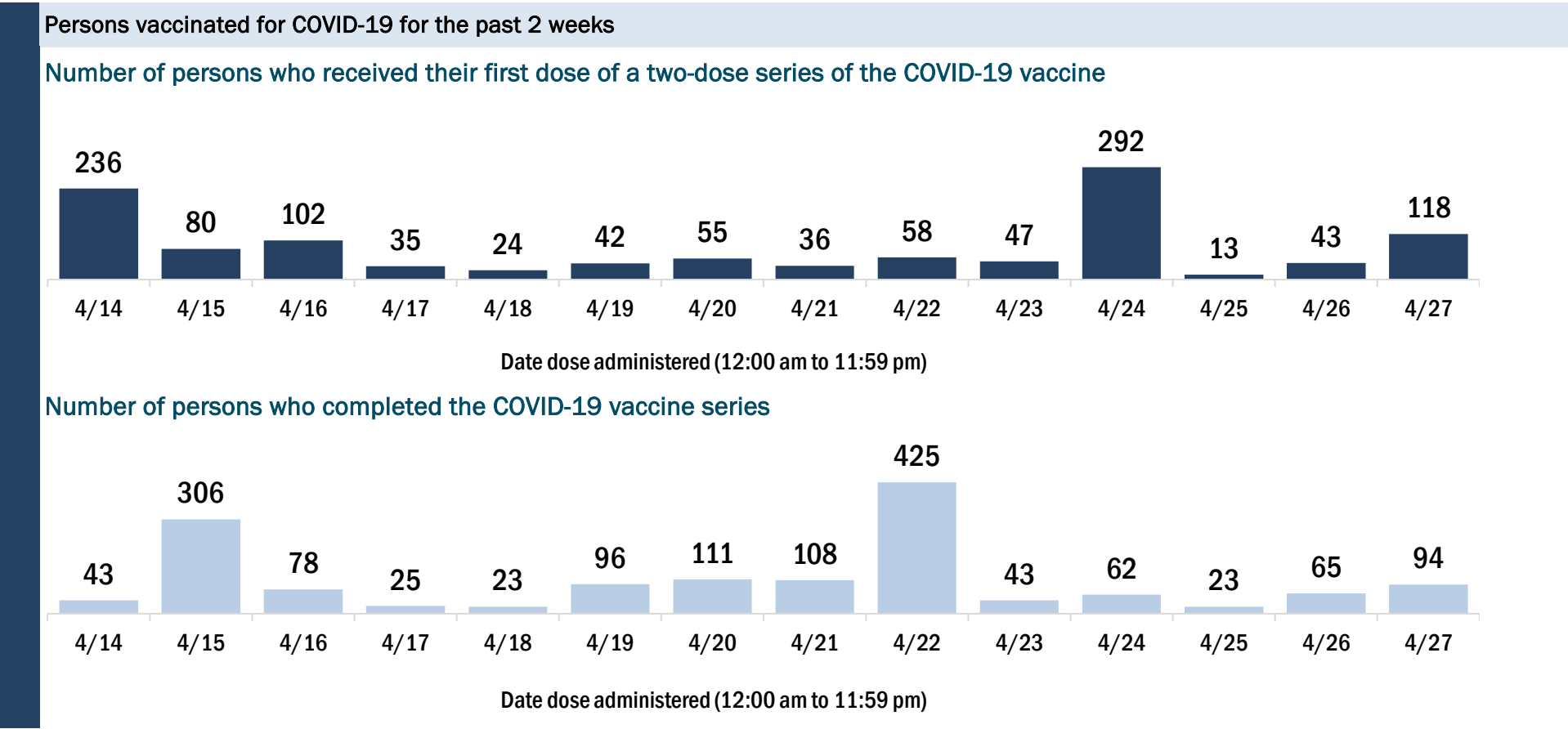
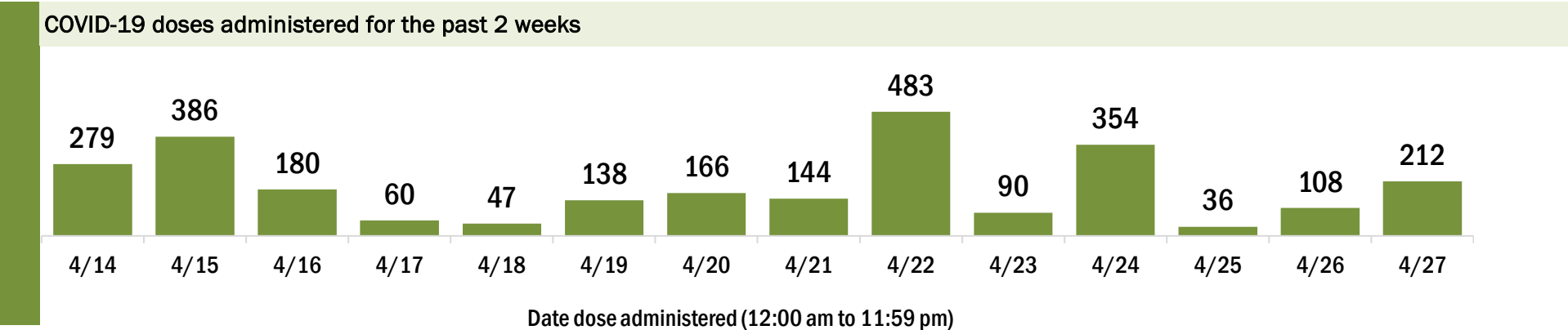
Data in this report are provisional and subject to change.

Data in this summary pertain to COVID-19 vaccines approved by the U.S. Food and Drug Administration and have been issued an Emergency Use Authorization (Janssen COVID-19 Vaccine, Moderna COVID-19 Vaccine and Pfizer-BioNTech COVID-19 Vaccine). These data summarize the number of people who have received either their first dose or have completed the series for a COVID-19 vaccine. **A person can only be counted in one category, first dose or series complete.** For persons receiving Moderna or Pfizer vaccines, once they receive their second dose, they are moved from the first dose column to the series completed column. **Because of this, the total first dose category may show a change from report to report not matching the total receiving their first dose from the previous day.** Persons receiving Johnson & Johnson vaccines will always be counted in the series completed column.

COVID-19 doses for vaccinated persons in Florida	
Doses administered	18,839
People receiving one dose of a 1-dose series (Johnson & Johnson) or receiving only one dose of a 2-dose series (Moderna, Pfizer) count once. Persons receiving both doses of a 2-dose series count twice.	

Current status of persons vaccinated for COVID-19 in Florida	
Total people vaccinated	11,576
First dose	3,818
Series completed	7,758
Completed 1-dose series	495
Completed 2-dose series	7,263
First dose: current number of people who have only received their first dose of the Moderna or Pfizer vaccine.	
Series complete: current number of people who have received both Moderna or Pfizer vaccine doses or one Johnson & Johnson dose and are considered fully immunized.	

Demographic summary	First dose	Series complete	Total people vaccinated
Age group	3,818	7,758	11,576
16-24 years	246	99	345
25-34 years	401	222	623
35-44 years	502	359	861
45-54 years	754	562	1,316
55-64 years	1,042	1,205	2,247
65-74 years	511	2,887	3,398
75-84 years	287	1,896	2,183
85+ years	75	528	603
Race	3,818	7,758	11,576
White	2,479	6,169	8,648
Black	170	179	349
American Indian/Alaskan	16	36	52
Other	275	711	986
Unknown	878	663	1,541
Other race includes Asian, native Hawaiian/Pacific Islander, or other.			
Ethnicity	3,818	7,758	11,576
Hispanic	669	736	1,405
Non-Hispanic	1,727	5,539	7,266
Unknown	1,422	1,483	2,905
Gender	3,818	7,758	11,576
Female	1,600	4,359	5,959
Male	2,213	3,399	5,612
Unknown	5	0	5



COVID-19: Orange County vaccine summary

Vaccination data through Apr 27, 2021 as of Apr 28, 2021 at 12:05 AM

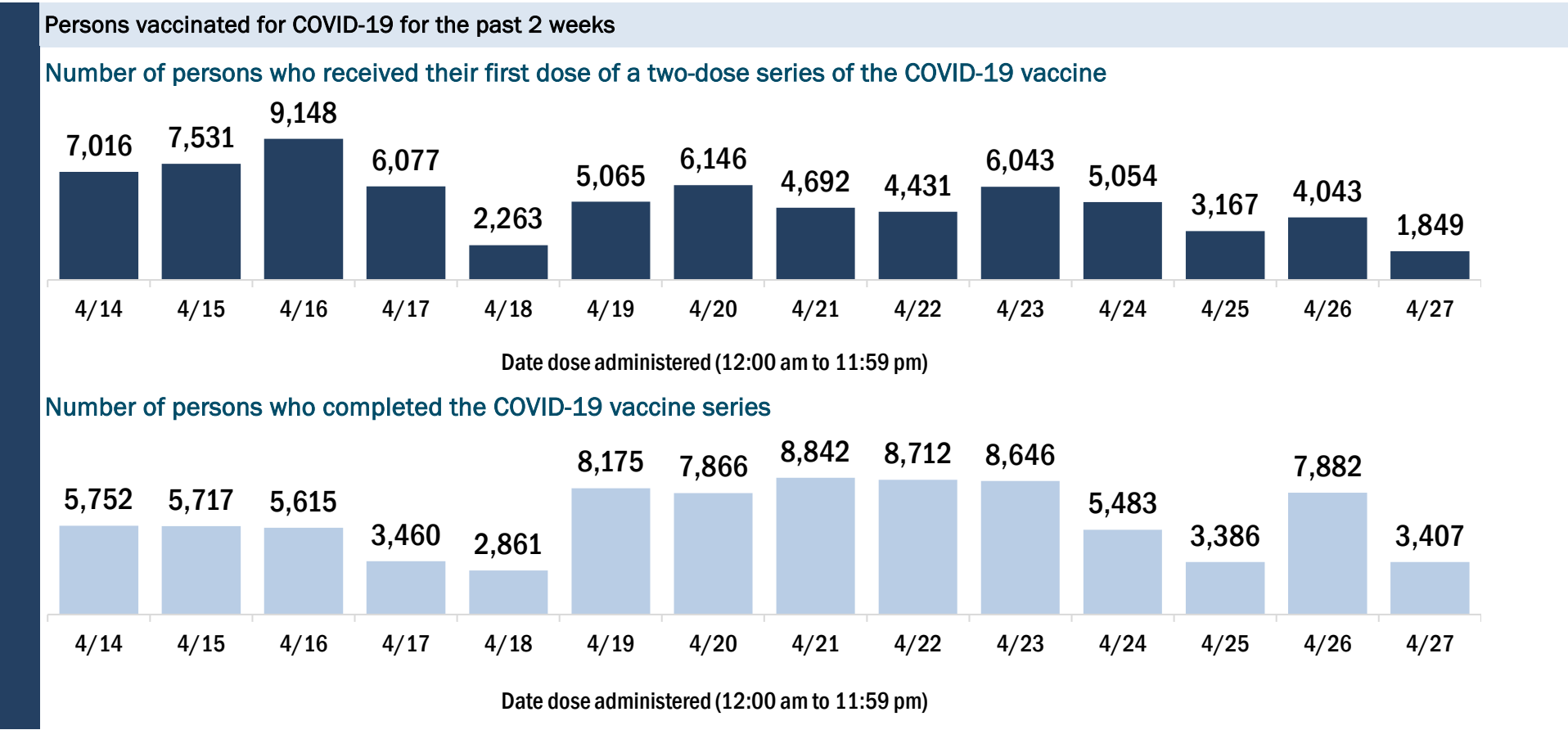
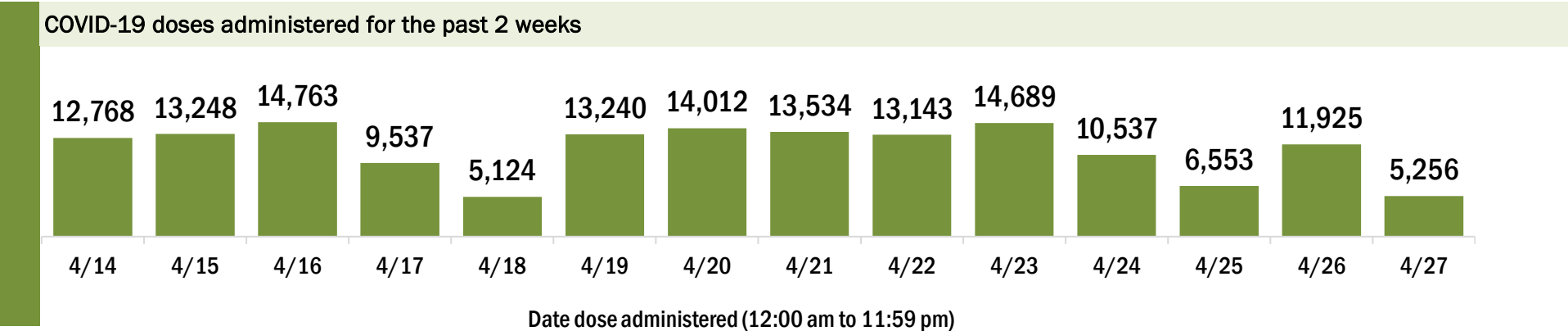
Data in this report are provisional and subject to change.

Data in this summary pertain to COVID-19 vaccines approved by the U.S. Food and Drug Administration and have been issued an Emergency Use Authorization (Janssen COVID-19 Vaccine, Moderna COVID-19 Vaccine and Pfizer-BioNTech COVID-19 Vaccine). These data summarize the number of people who have received either their first dose or have completed the series for a COVID-19 vaccine. **A person can only be counted in one category, first dose or series complete.** For persons receiving Moderna or Pfizer vaccines, once they receive their second dose, they are moved from the first dose column to the series completed column. **Because of this, the total first dose category may show a change from report to report not matching the total receiving their first dose from the previous day.** Persons receiving Johnson & Johnson vaccines will always be counted in the series completed column.

COVID-19 doses for vaccinated persons in Florida	
Doses administered	831,540
People receiving one dose of a 1-dose series (Johnson & Johnson) or receiving only one dose of a 2-dose series (Moderna, Pfizer) count once. Persons receiving both doses of a 2-dose series count twice.	

Current status of persons vaccinated for COVID-19 in Florida	
Total people vaccinated	526,972
First dose	169,328
Series completed	357,644
Completed 1-dose series	53,076
Completed 2-dose series	304,568
First dose: current number of people who have only received their first dose of the Moderna or Pfizer vaccine.	
Series complete: current number of people who have received both Moderna or Pfizer vaccine doses or one Johnson & Johnson dose and are considered fully immunized.	

Demographic summary	First dose	Series complete	Total people vaccinated
Age group	169,328	357,644	526,972
16-24 years	31,471	16,081	47,552
25-34 years	36,854	33,472	70,326
35-44 years	34,111	50,113	84,224
45-54 years	27,062	64,710	91,772
55-64 years	20,690	76,505	97,195
65-74 years	10,465	72,061	82,526
75-84 years	5,274	32,985	38,259
85+ years	3,401	11,717	15,118
Race	169,328	357,644	526,972
White	93,117	217,014	310,131
Black	13,933	28,173	42,106
American Indian/Alaskan	709	983	1,692
Other	30,124	59,764	89,888
Unknown	31,445	51,710	83,155
Other race includes Asian, native Hawaiian/Pacific Islander, or other.			
Ethnicity	169,328	357,644	526,972
Hispanic	33,099	40,725	73,824
Non-Hispanic	68,750	184,646	253,396
Unknown	67,479	132,273	199,752
Gender	169,328	357,644	526,972
Female	87,062	199,427	286,489
Male	80,199	157,280	237,479
Unknown	2,067	937	3,004



COVID-19: Osceola County vaccine summary

Vaccination data through Apr 27, 2021 as of Apr 28, 2021 at 12:05 AM

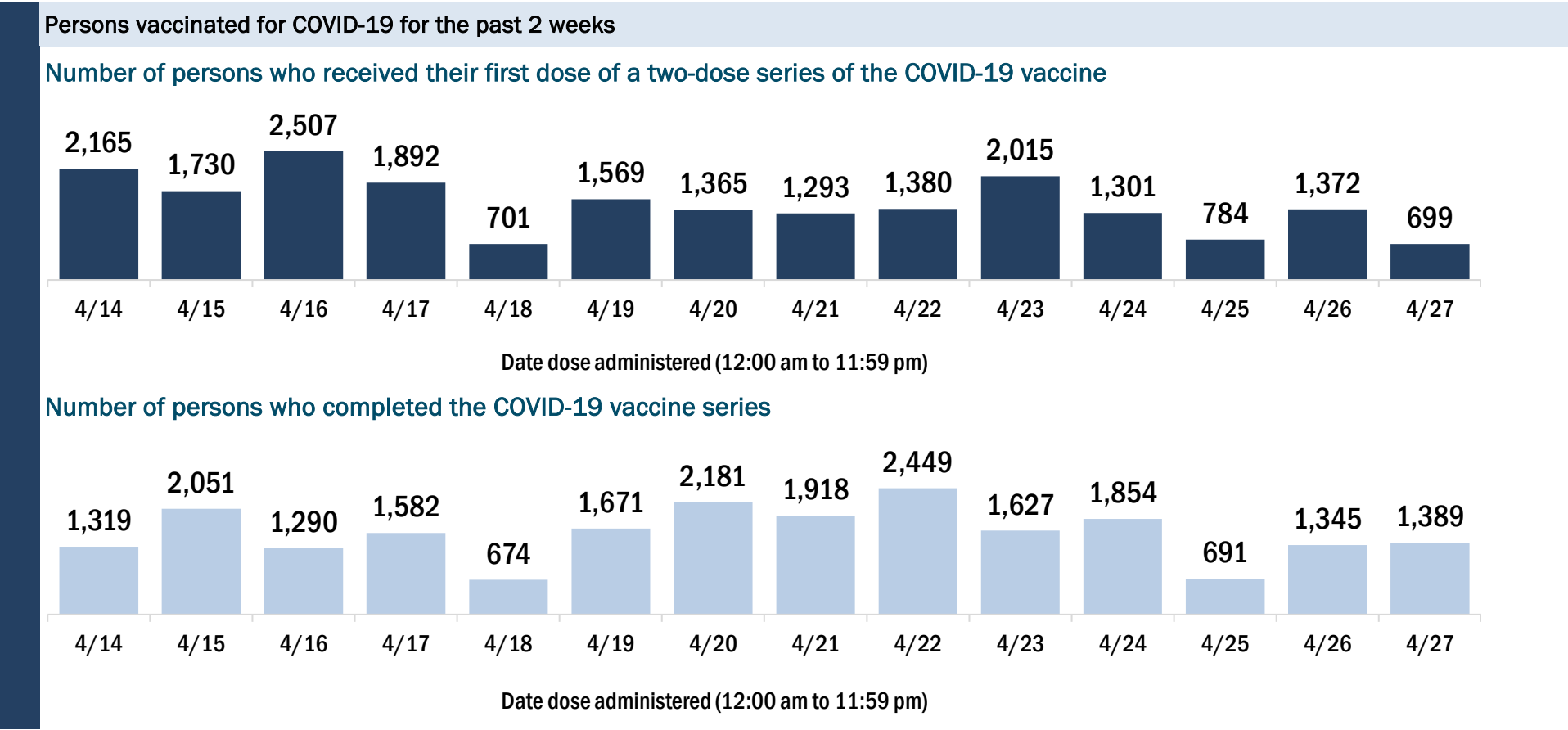
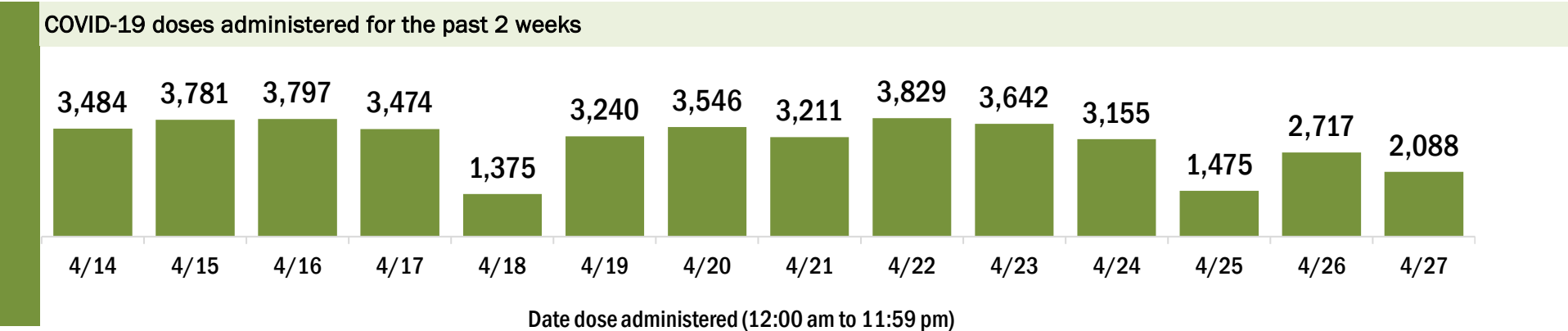
Data in this report are provisional and subject to change.

Data in this summary pertain to COVID-19 vaccines approved by the U.S. Food and Drug Administration and have been issued an Emergency Use Authorization (Janssen COVID-19 Vaccine, Moderna COVID-19 Vaccine and Pfizer-BioNTech COVID-19 Vaccine). These data summarize the number of people who have received either their first dose or have completed the series for a COVID-19 vaccine. **A person can only be counted in one category, first dose or series complete.** For persons receiving Moderna or Pfizer vaccines, once they receive their second dose, they are moved from the first dose column to the series completed column. **Because of this, the total first dose category may show a change from report to report not matching the total receiving their first dose from the previous day.** Persons receiving Johnson & Johnson vaccines will always be counted in the series completed column.

COVID-19 doses for vaccinated persons in Florida	
Doses administered	208,216
People receiving one dose of a 1-dose series (Johnson & Johnson) or receiving only one dose of a 2-dose series (Moderna, Pfizer) count once. Persons receiving both doses of a 2-dose series count twice.	

Current status of persons vaccinated for COVID-19 in Florida	
Total people vaccinated	132,367
First dose	46,022
Series completed	86,345
Completed 1-dose series	10,496
Completed 2-dose series	75,849
First dose: current number of people who have only received their first dose of the Moderna or Pfizer vaccine.	
Series complete: current number of people who have received both Moderna or Pfizer vaccine doses or one Johnson & Johnson dose and are considered fully immunized.	

Demographic summary	First dose	Series complete	Total people vaccinated
Age group	46,022	86,345	132,367
16-24 years	7,281	2,783	10,064
25-34 years	8,432	5,721	14,153
35-44 years	9,423	9,202	18,625
45-54 years	8,368	14,661	23,029
55-64 years	6,691	19,222	25,913
65-74 years	3,510	21,593	25,103
75-84 years	1,739	10,237	11,976
85+ years	578	2,926	3,504
Race	46,022	86,345	132,367
White	25,551	52,259	77,810
Black	2,373	4,718	7,091
American Indian/Alaskan	198	410	608
Other	7,988	15,512	23,500
Unknown	9,912	13,446	23,358
Other race includes Asian, native Hawaiian/Pacific Islander, or other.			
Ethnicity	46,022	86,345	132,367
Hispanic	16,175	25,368	41,543
Non-Hispanic	11,883	33,502	45,385
Unknown	17,964	27,475	45,439
Gender	46,022	86,345	132,367
Female	24,347	49,234	73,581
Male	21,529	37,051	58,580
Unknown	146	60	206



COVID-19: Palm Beach County vaccine summary

Vaccination data through Apr 27, 2021 as of Apr 28, 2021 at 12:05 AM

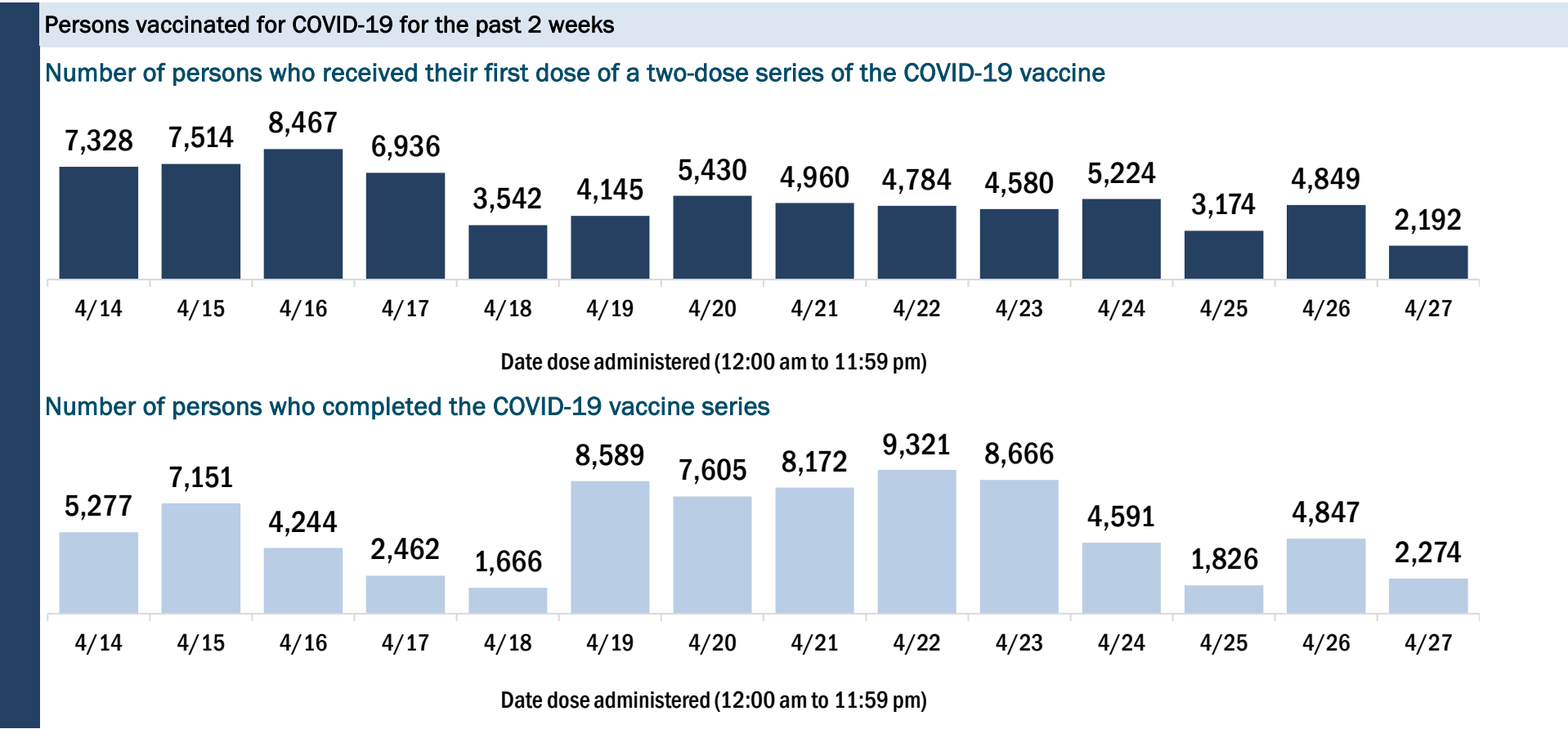
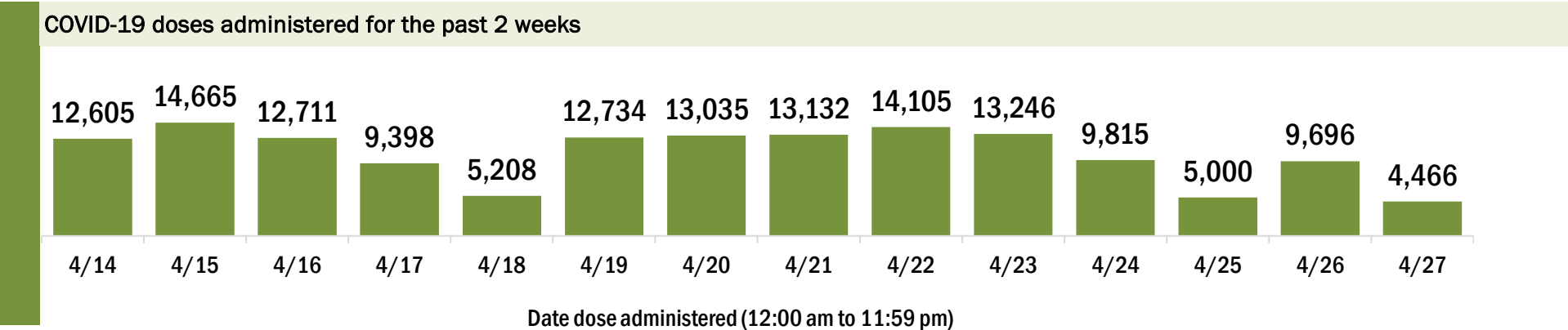
Data in this report are provisional and subject to change.

Data in this summary pertain to COVID-19 vaccines approved by the U.S. Food and Drug Administration and have been issued an Emergency Use Authorization (Janssen COVID-19 Vaccine, Moderna COVID-19 Vaccine and Pfizer-BioNTech COVID-19 Vaccine). These data summarize the number of people who have received either their first dose or have completed the series for a COVID-19 vaccine. **A person can only be counted in one category, first dose or series complete.** For persons receiving Moderna or Pfizer vaccines, once they receive their second dose, they are moved from the first dose column to the series completed column. **Because of this, the total first dose category may show a change from report to report not matching the total receiving their first dose from the previous day.** Persons receiving Johnson & Johnson vaccines will always be counted in the series completed column.

COVID-19 doses for vaccinated persons in Florida	
Doses administered	1,036,611
People receiving one dose of a 1-dose series (Johnson & Johnson) or receiving only one dose of a 2-dose series (Moderna, Pfizer) count once. Persons receiving both doses of a 2-dose series count twice.	

Current status of persons vaccinated for COVID-19 in Florida	
Total people vaccinated	639,562
First dose	203,991
Series completed	435,571
Completed 1-dose series	38,522
Completed 2-dose series	397,049
First dose: current number of people who have only received their first dose of the Moderna or Pfizer vaccine.	
Series complete: current number of people who have received both Moderna or Pfizer vaccine doses or one Johnson & Johnson dose and are considered fully immunized.	

Demographic summary	First dose	Series complete	Total people vaccinated
Age group	203,991	435,571	639,562
16-24 years	22,289	8,621	30,910
25-34 years	26,802	17,867	44,669
35-44 years	32,422	28,735	61,157
45-54 years	36,030	49,243	85,273
55-64 years	37,068	84,643	121,711
65-74 years	25,263	125,943	151,206
75-84 years	16,556	85,617	102,173
85+ years	7,561	34,902	42,463
Race	203,991	435,571	639,562
White	121,643	282,914	404,557
Black	15,877	23,027	38,904
American Indian/Alaskan	846	1,170	2,016
Other	23,366	38,790	62,156
Unknown	42,259	89,670	131,929
Other race includes Asian, native Hawaiian/Pacific Islander, or other.			
Ethnicity	203,991	435,571	639,562
Hispanic	37,540	36,093	73,633
Non-Hispanic	92,891	230,983	323,874
Unknown	73,560	168,495	242,055
Gender	203,991	435,571	639,562
Female	106,781	249,205	355,986
Male	96,654	186,071	282,725
Unknown	556	295	851



COVID-19: Pasco County vaccine summary

Vaccination data through Apr 27, 2021 as of Apr 28, 2021 at 12:05 AM

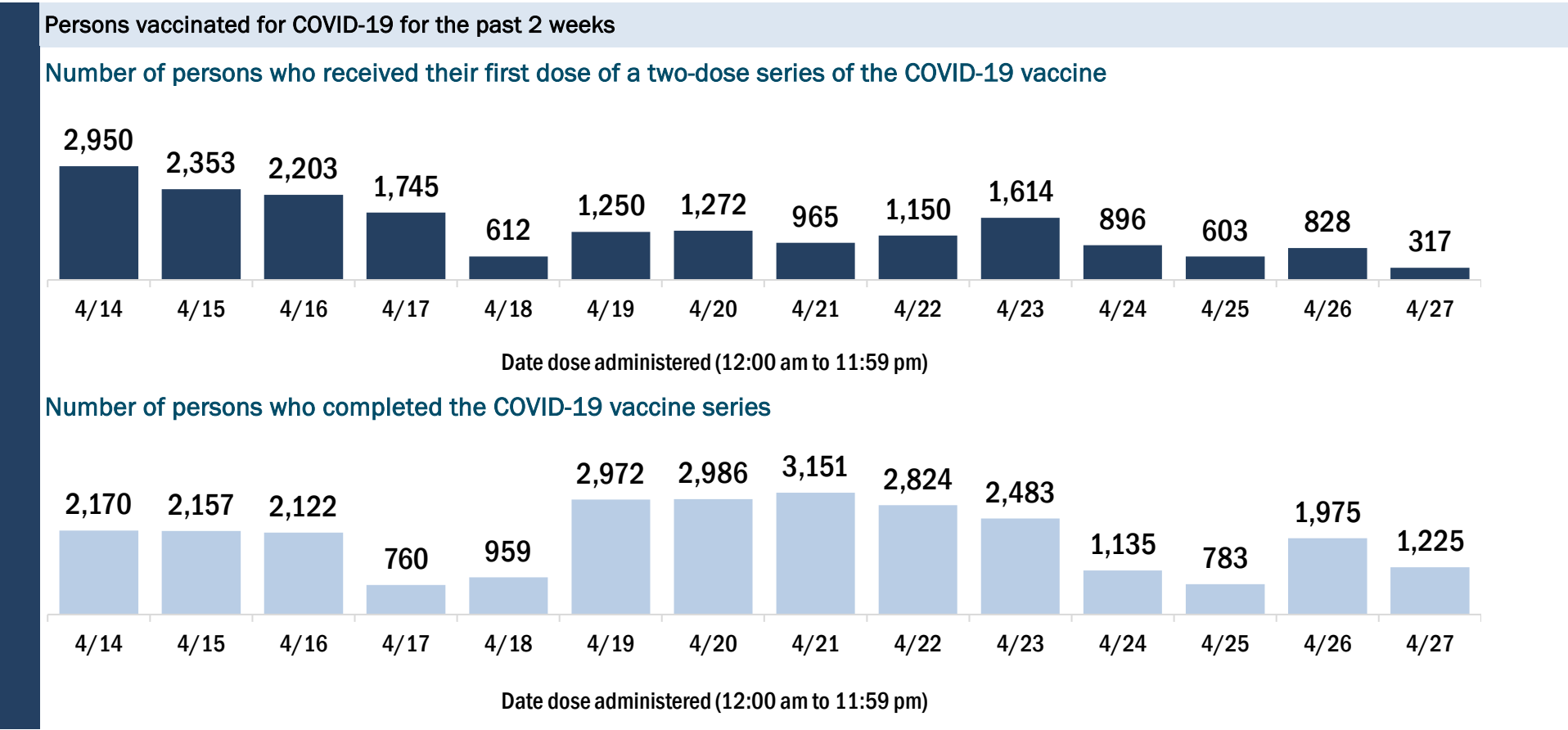
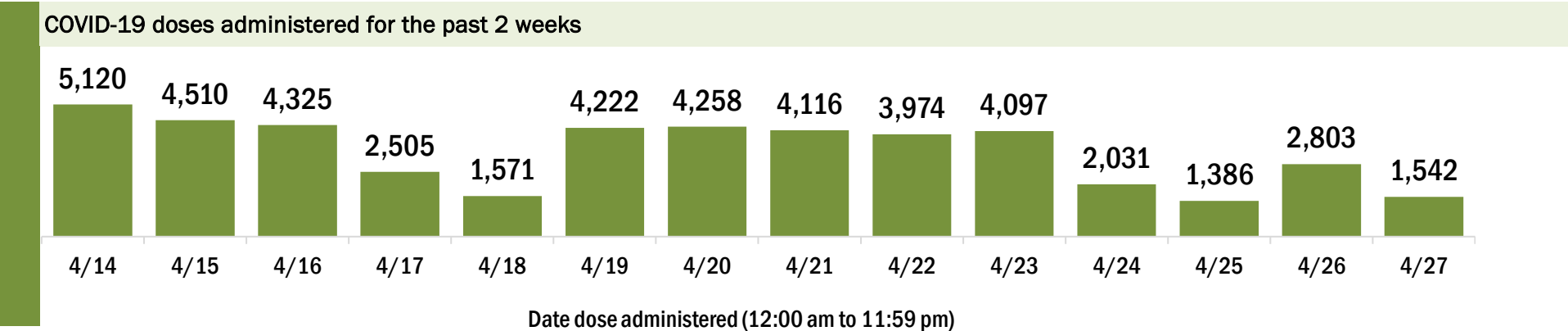
Data in this report are provisional and subject to change.

Data in this summary pertain to COVID-19 vaccines approved by the U.S. Food and Drug Administration and have been issued an Emergency Use Authorization (Janssen COVID-19 Vaccine, Moderna COVID-19 Vaccine and Pfizer-BioNTech COVID-19 Vaccine). These data summarize the number of people who have received either their first dose or have completed the series for a COVID-19 vaccine. **A person can only be counted in one category, first dose or series complete.** For persons receiving Moderna or Pfizer vaccines, once they receive their second dose, they are moved from the first dose column to the series completed column. **Because of this, the total first dose category may show a change from report to report not matching the total receiving their first dose from the previous day.** Persons receiving Johnson & Johnson vaccines will always be counted in the series completed column.

COVID-19 doses for vaccinated persons in Florida	
Doses administered	323,832
People receiving one dose of a 1-dose series (Johnson & Johnson) or receiving only one dose of a 2-dose series (Moderna, Pfizer) count once. Persons receiving both doses of a 2-dose series count twice.	

Current status of persons vaccinated for COVID-19 in Florida	
Total people vaccinated	199,069
First dose	62,724
Series completed	136,345
Completed 1-dose series	11,582
Completed 2-dose series	124,763
First dose: current number of people who have only received their first dose of the Moderna or Pfizer vaccine.	
Series complete: current number of people who have received both Moderna or Pfizer vaccine doses or one Johnson & Johnson dose and are considered fully immunized.	

Demographic summary	First dose	Series complete	Total people vaccinated
Age group	62,724	136,345	199,069
16-24 years	6,774	2,992	9,766
25-34 years	6,853	5,574	12,427
35-44 years	9,660	10,121	19,781
45-54 years	10,668	16,379	27,047
55-64 years	11,321	27,194	38,515
65-74 years	9,457	41,540	50,997
75-84 years	6,067	25,032	31,099
85+ years	1,924	7,513	9,437
Race	62,724	136,345	199,069
White	43,631	103,461	147,092
Black	2,454	3,776	6,230
American Indian/Alaskan	318	469	787
Other	6,894	12,537	19,431
Unknown	9,427	16,102	25,529
Other race includes Asian, native Hawaiian/Pacific Islander, or other.			
Ethnicity	62,724	136,345	199,069
Hispanic	5,799	7,587	13,386
Non-Hispanic	33,053	83,259	116,312
Unknown	23,872	45,499	69,371
Gender	62,724	136,345	199,069
Female	33,484	79,318	112,802
Male	29,143	56,932	86,075
Unknown	97	95	192



COVID-19: Pinellas County vaccine summary

Vaccination data through Apr 27, 2021 as of Apr 28, 2021 at 12:05 AM

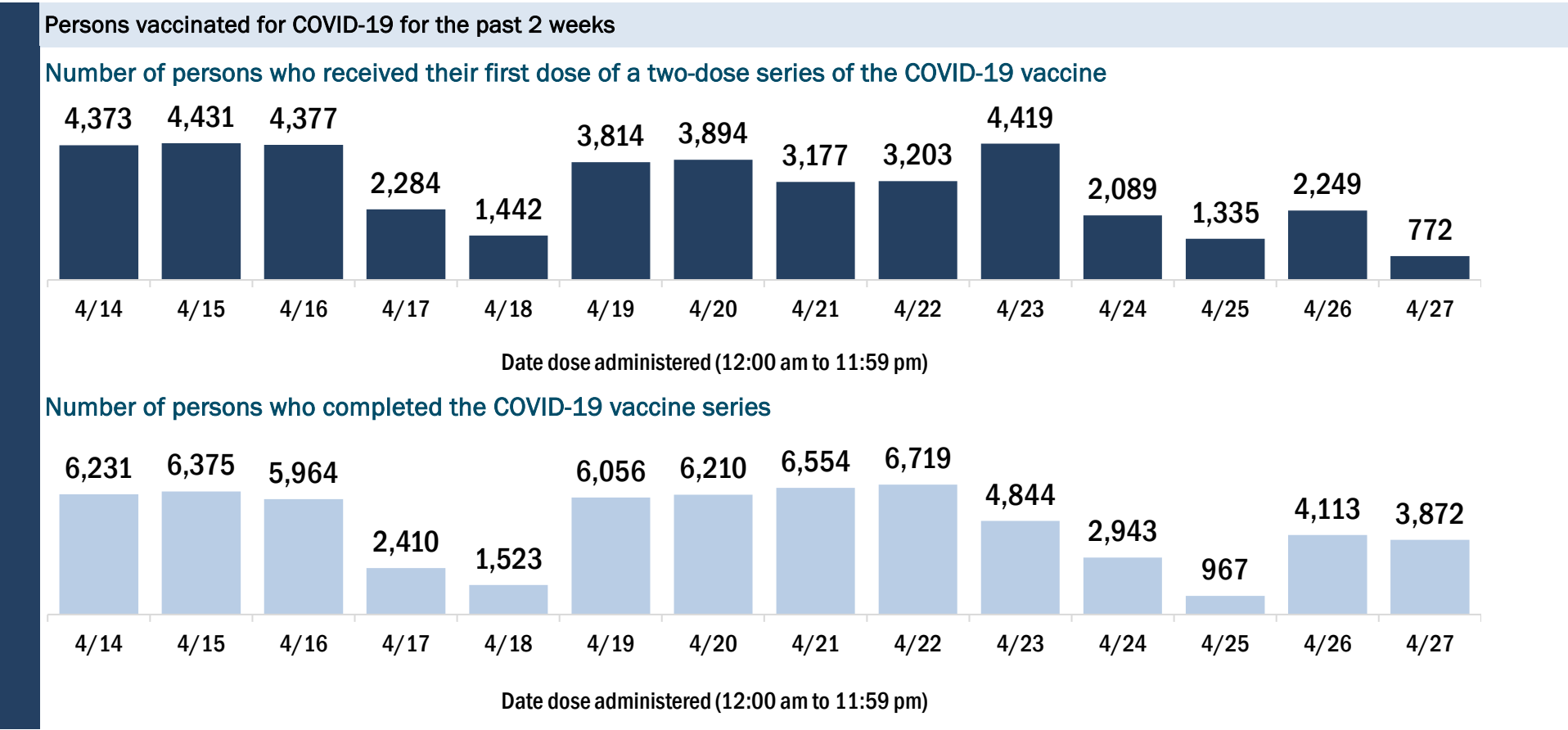
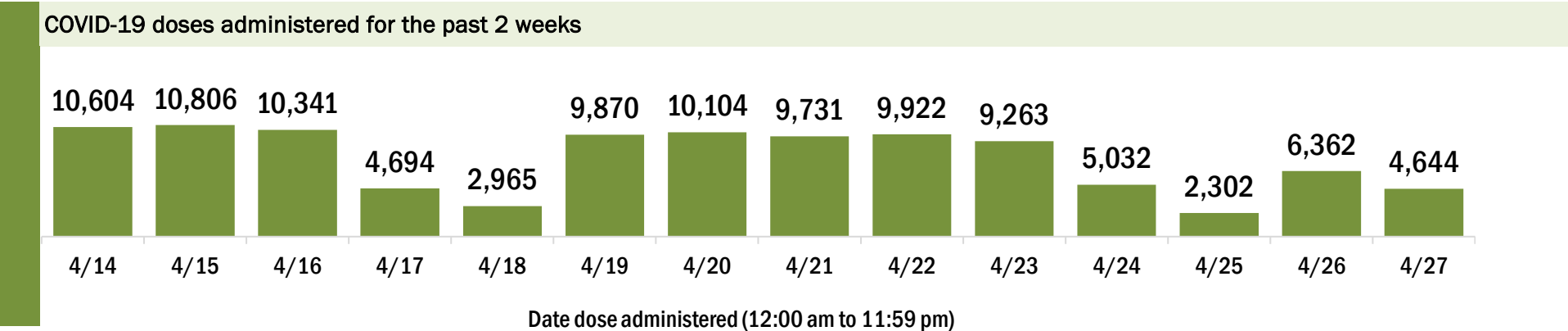
Data in this report are provisional and subject to change.

Data in this summary pertain to COVID-19 vaccines approved by the U.S. Food and Drug Administration and have been issued an Emergency Use Authorization (Janssen COVID-19 Vaccine, Moderna COVID-19 Vaccine and Pfizer-BioNTech COVID-19 Vaccine). These data summarize the number of people who have received either their first dose or have completed the series for a COVID-19 vaccine. **A person can only be counted in one category, first dose or series complete.** For persons receiving Moderna or Pfizer vaccines, once they receive their second dose, they are moved from the first dose column to the series completed column. **Because of this, the total first dose category may show a change from report to report not matching the total receiving their first dose from the previous day.** Persons receiving Johnson & Johnson vaccines will always be counted in the series completed column.

COVID-19 doses for vaccinated persons in Florida	
Doses administered	706,377
People receiving one dose of a 1-dose series (Johnson & Johnson) or receiving only one dose of a 2-dose series (Moderna, Pfizer) count once. Persons receiving both doses of a 2-dose series count twice.	

Current status of persons vaccinated for COVID-19 in Florida	
Total people vaccinated	419,820
First dose	113,397
Series completed	306,423
Completed 1-dose series	19,866
Completed 2-dose series	286,557
First dose: current number of people who have only received their first dose of the Moderna or Pfizer vaccine.	
Series complete: current number of people who have received both Moderna or Pfizer vaccine doses or one Johnson & Johnson dose and are considered fully immunized.	

Demographic summary	First dose	Series complete	Total people vaccinated
Age group	113,397	306,423	419,820
16-24 years	12,614	5,940	18,554
25-34 years	17,677	14,599	32,276
35-44 years	17,873	21,111	38,984
45-54 years	17,509	36,056	53,565
55-64 years	19,843	71,869	91,712
65-74 years	15,086	90,918	106,004
75-84 years	8,879	47,873	56,752
85+ years	3,916	18,057	21,973
Race	113,397	306,423	419,820
White	74,142	232,036	306,178
Black	6,493	12,624	19,117
American Indian/Alaskan	471	675	1,146
Other	11,295	23,993	35,288
Unknown	20,996	37,095	58,091
Other race includes Asian, native Hawaiian/Pacific Islander, or other.			
Ethnicity	113,397	306,423	419,820
Hispanic	5,769	9,815	15,584
Non-Hispanic	61,754	192,992	254,746
Unknown	45,874	103,616	149,490
Gender	113,397	306,423	419,820
Female	59,806	176,385	236,191
Male	53,318	129,509	182,827
Unknown	273	529	802



COVID-19: Polk County vaccine summary

Vaccination data through Apr 27, 2021 as of Apr 28, 2021 at 12:05 AM

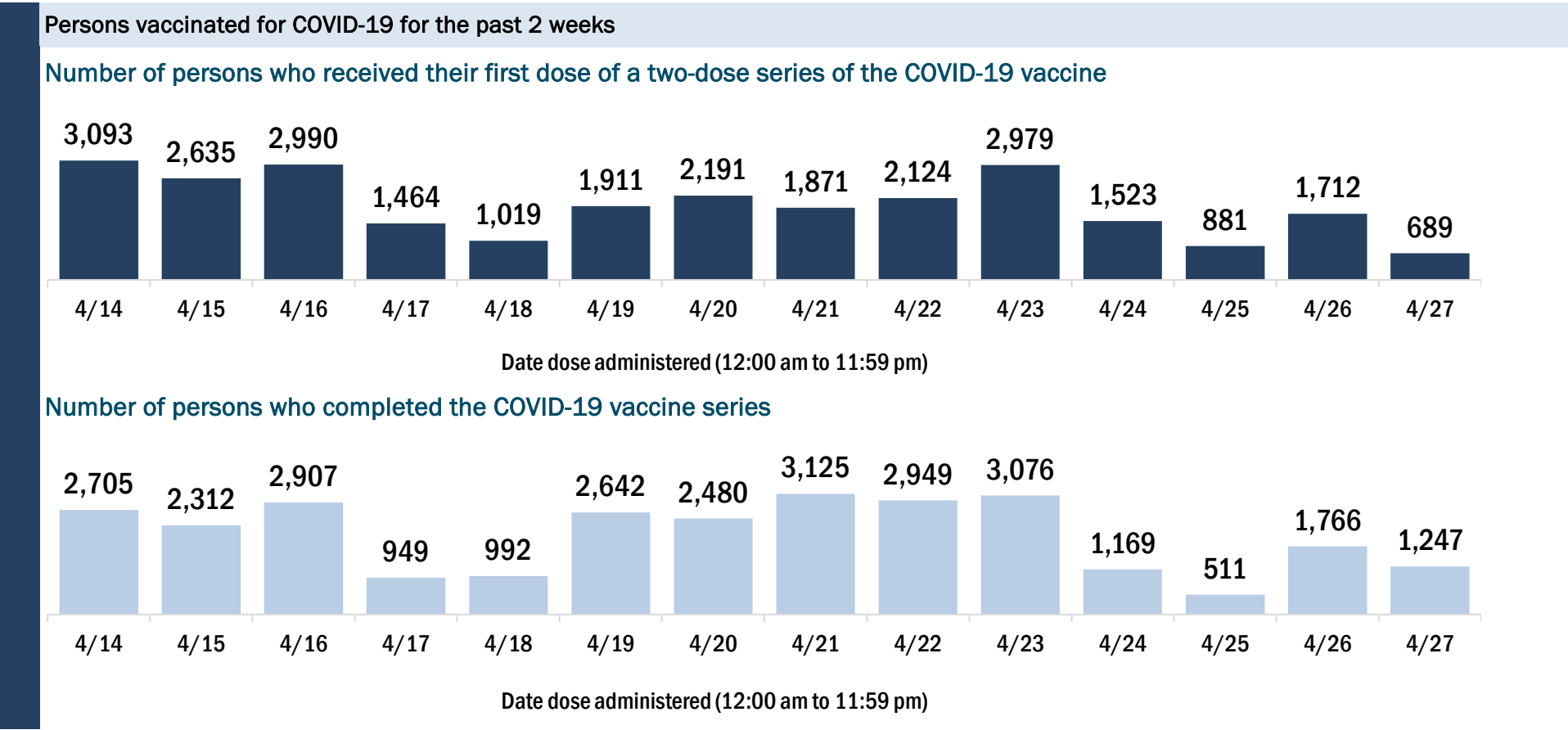
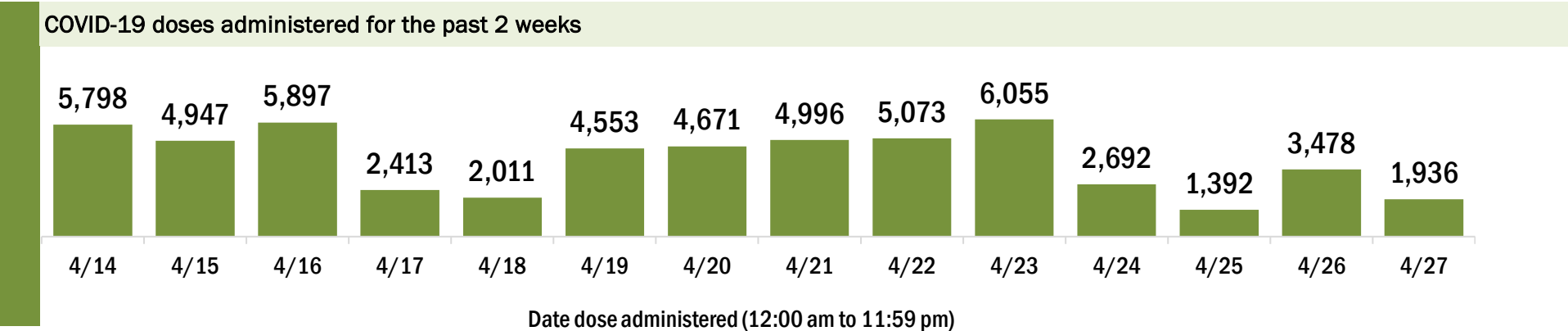
Data in this report are provisional and subject to change.

Data in this summary pertain to COVID-19 vaccines approved by the U.S. Food and Drug Administration and have been issued an Emergency Use Authorization (Janssen COVID-19 Vaccine, Moderna COVID-19 Vaccine and Pfizer-BioNTech COVID-19 Vaccine). These data summarize the number of people who have received either their first dose or have completed the series for a COVID-19 vaccine. **A person can only be counted in one category, first dose or series complete.** For persons receiving Moderna or Pfizer vaccines, once they receive their second dose, they are moved from the first dose column to the series completed column. **Because of this, the total first dose category may show a change from report to report not matching the total receiving their first dose from the previous day.** Persons receiving Johnson & Johnson vaccines will always be counted in the series completed column.

COVID-19 doses for vaccinated persons in Florida	
Doses administered	377,275
People receiving one dose of a 1-dose series (Johnson & Johnson) or receiving only one dose of a 2-dose series (Moderna, Pfizer) count once. Persons receiving both doses of a 2-dose series count twice.	

Current status of persons vaccinated for COVID-19 in Florida	
Total people vaccinated	232,036
First dose	76,339
Series completed	155,697
Completed 1-dose series	10,458
Completed 2-dose series	145,239
First dose: current number of people who have only received their first dose of the Moderna or Pfizer vaccine.	
Series complete: current number of people who have received both Moderna or Pfizer vaccine doses or one Johnson & Johnson dose and are considered fully immunized.	

Demographic summary	First dose	Series complete	Total people vaccinated
Age group	76,339	155,697	232,036
16-24 years	7,445	3,325	10,770
25-34 years	9,969	7,101	17,070
35-44 years	11,224	10,481	21,705
45-54 years	12,566	16,704	29,270
55-64 years	13,638	30,305	43,943
65-74 years	11,753	49,508	61,261
75-84 years	7,223	29,722	36,945
85+ years	2,521	8,551	11,072
Race	76,339	155,697	232,036
White	46,882	111,450	158,332
Black	6,515	10,178	16,693
American Indian/Alaskan	573	727	1,300
Other	8,539	12,623	21,162
Unknown	13,830	20,719	34,549
Other race includes Asian, native Hawaiian/Pacific Islander, or other.			
Ethnicity	76,339	155,697	232,036
Hispanic	14,467	15,091	29,558
Non-Hispanic	34,009	90,513	124,522
Unknown	27,863	50,093	77,956
Gender	76,339	155,697	232,036
Female	40,271	89,198	129,469
Male	35,832	66,399	102,231
Unknown	236	100	336



COVID-19: Putnam County vaccine summary

Vaccination data through Apr 27, 2021 as of Apr 28, 2021 at 12:05 AM

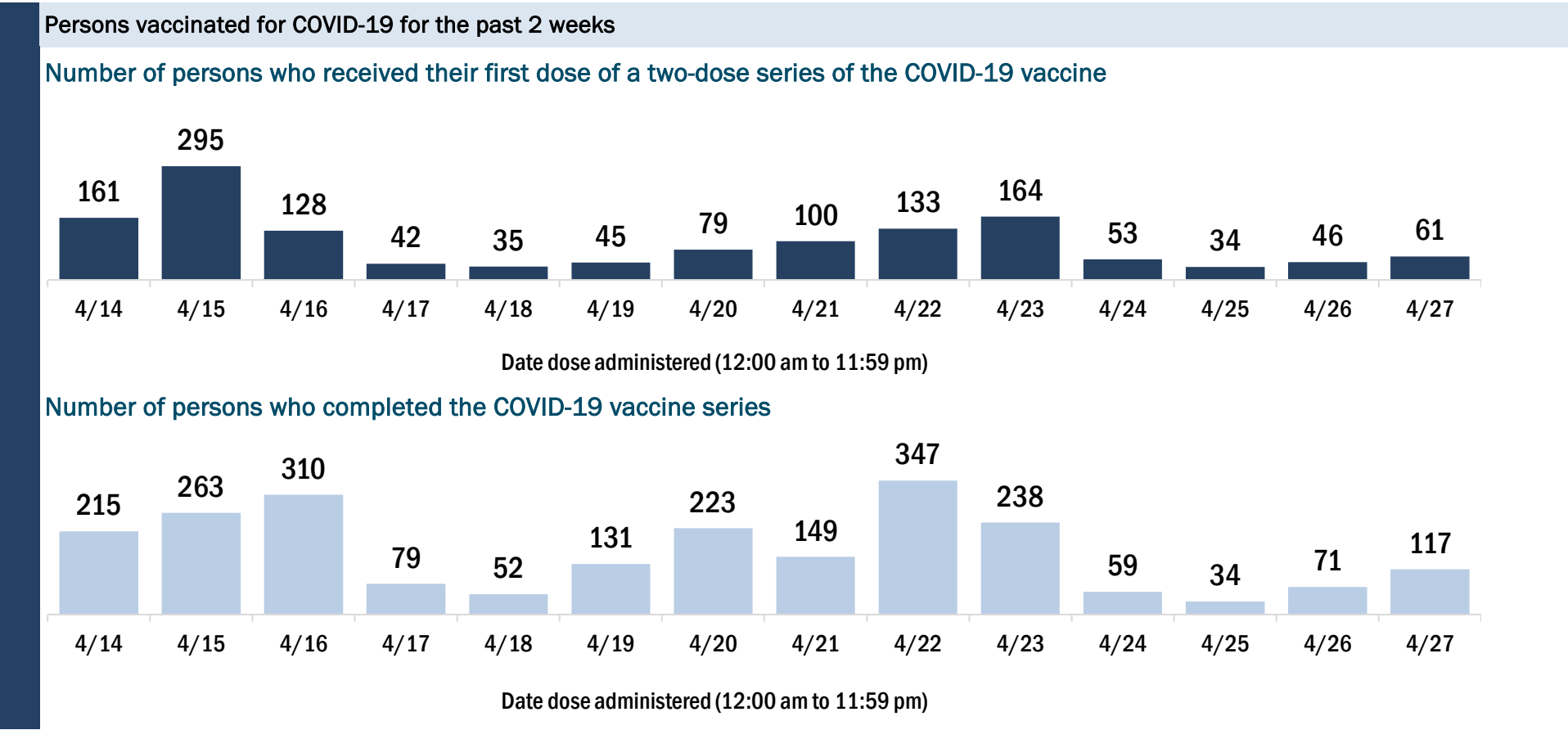
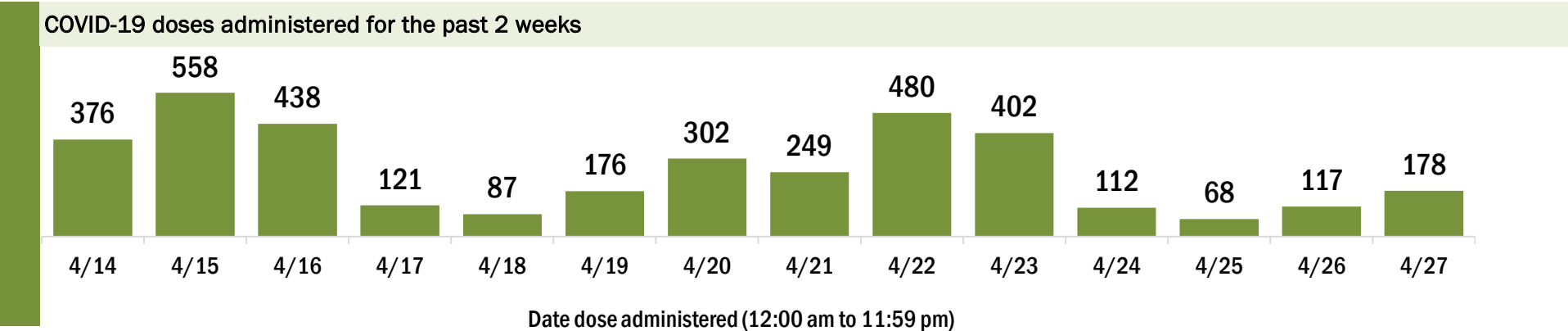
Data in this report are provisional and subject to change.

Data in this summary pertain to COVID-19 vaccines approved by the U.S. Food and Drug Administration and have been issued an Emergency Use Authorization (Janssen COVID-19 Vaccine, Moderna COVID-19 Vaccine and Pfizer-BioNTech COVID-19 Vaccine). These data summarize the number of people who have received either their first dose or have completed the series for a COVID-19 vaccine. **A person can only be counted in one category, first dose or series complete.** For persons receiving Moderna or Pfizer vaccines, once they receive their second dose, they are moved from the first dose column to the series completed column. **Because of this, the total first dose category may show a change from report to report not matching the total receiving their first dose from the previous day.** Persons receiving Johnson & Johnson vaccines will always be counted in the series completed column.

COVID-19 doses for vaccinated persons in Florida	
Doses administered	30,025
People receiving one dose of a 1-dose series (Johnson & Johnson) or receiving only one dose of a 2-dose series (Moderna, Pfizer) count once. Persons receiving both doses of a 2-dose series count twice.	

Current status of persons vaccinated for COVID-19 in Florida	
Total people vaccinated	18,202
First dose	5,543
Series completed	12,659
Completed 1-dose series	836
Completed 2-dose series	11,823
First dose: current number of people who have only received their first dose of the Moderna or Pfizer vaccine.	
Series complete: current number of people who have received both Moderna or Pfizer vaccine doses or one Johnson & Johnson dose and are considered fully immunized.	

Demographic summary	First dose	Series complete	Total people vaccinated
Age group	5,543	12,659	18,202
16-24 years	295	136	431
25-34 years	415	338	753
35-44 years	554	512	1,066
45-54 years	704	1,087	1,791
55-64 years	1,211	2,762	3,973
65-74 years	1,359	4,566	5,925
75-84 years	761	2,483	3,244
85+ years	244	775	1,019
Race	5,543	12,659	18,202
White	4,083	9,921	14,004
Black	593	1,309	1,902
American Indian/Alaskan	55	96	151
Other	474	712	1,186
Unknown	338	621	959
Other race includes Asian, native Hawaiian/Pacific Islander, or other.			
Ethnicity	5,543	12,659	18,202
Hispanic	367	507	874
Non-Hispanic	4,168	9,985	14,153
Unknown	1,008	2,167	3,175
Gender	5,543	12,659	18,202
Female	2,899	7,272	10,171
Male	2,632	5,383	8,015
Unknown	12	4	16



COVID-19: Santa Rosa County vaccine summary

Vaccination data through Apr 27, 2021 as of Apr 28, 2021 at 12:05 AM

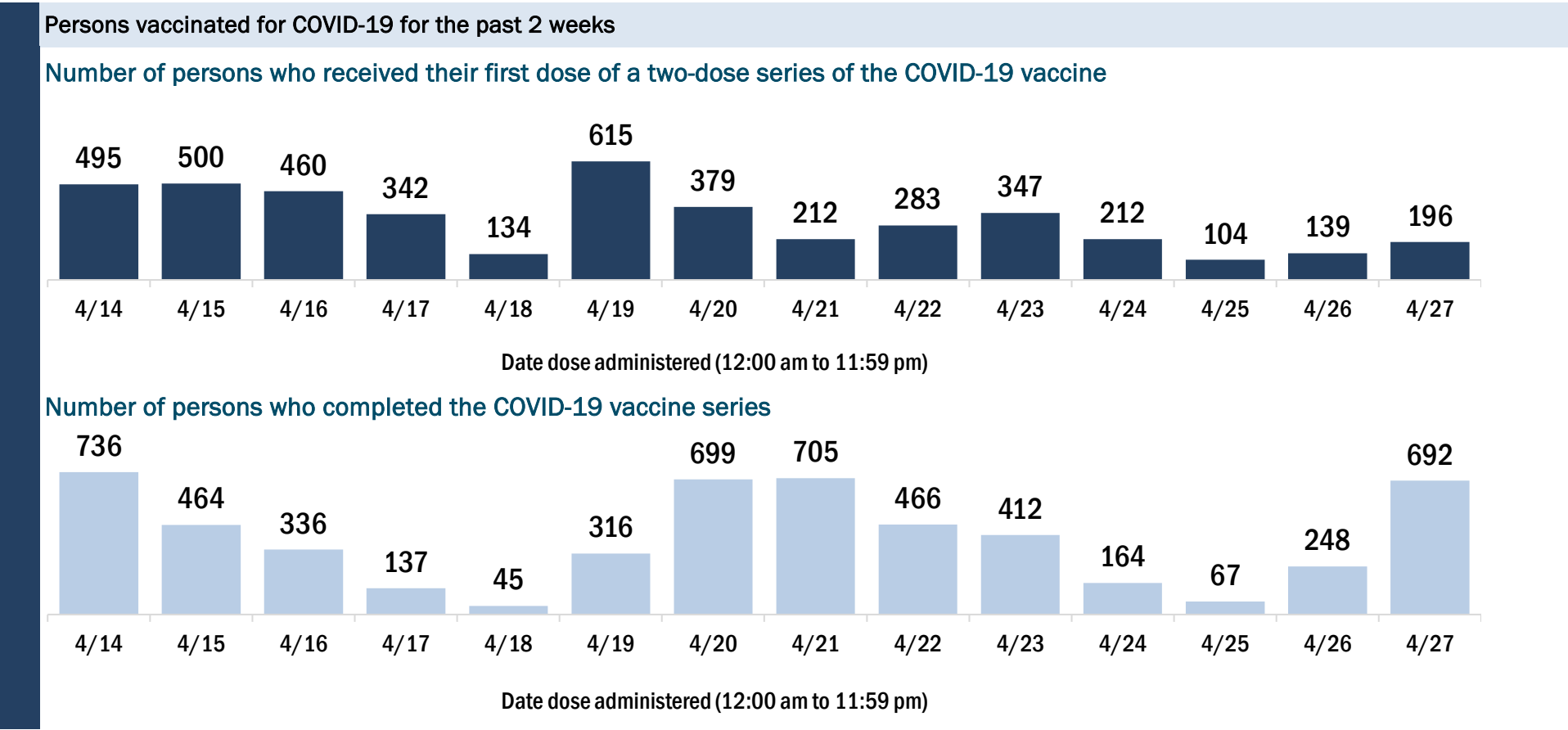
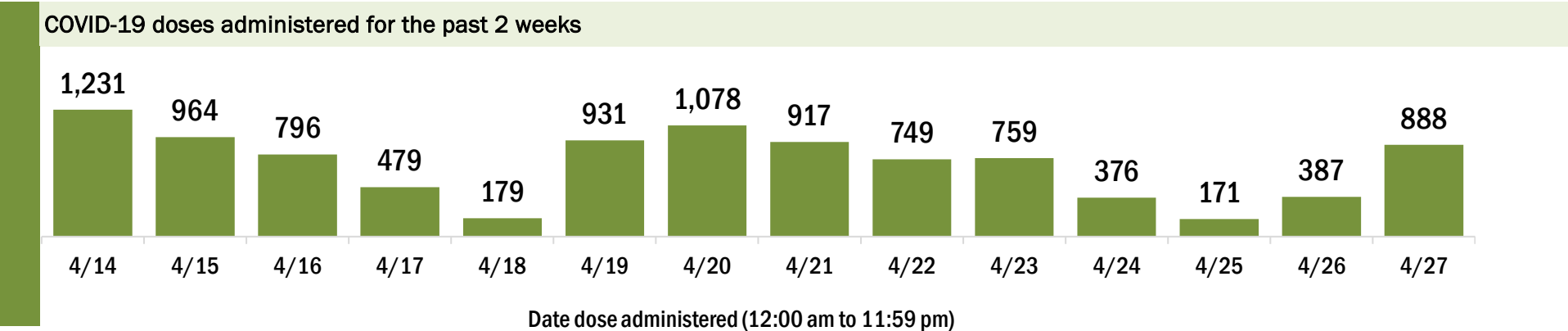
Data in this report are provisional and subject to change.

Data in this summary pertain to COVID-19 vaccines approved by the U.S. Food and Drug Administration and have been issued an Emergency Use Authorization (Janssen COVID-19 Vaccine, Moderna COVID-19 Vaccine and Pfizer-BioNTech COVID-19 Vaccine). These data summarize the number of people who have received either their first dose or have completed the series for a COVID-19 vaccine. **A person can only be counted in one category, first dose or series complete.** For persons receiving Moderna or Pfizer vaccines, once they receive their second dose, they are moved from the first dose column to the series completed column. **Because of this, the total first dose category may show a change from report to report not matching the total receiving their first dose from the previous day.** Persons receiving Johnson & Johnson vaccines will always be counted in the series completed column.

COVID-19 doses for vaccinated persons in Florida	
Doses administered	92,687
People receiving one dose of a 1-dose series (Johnson & Johnson) or receiving only one dose of a 2-dose series (Moderna, Pfizer) count once. Persons receiving both doses of a 2-dose series count twice.	

Current status of persons vaccinated for COVID-19 in Florida	
Total people vaccinated	56,607
First dose	18,208
Series completed	38,399
Completed 1-dose series	2,319
Completed 2-dose series	36,080
First dose: current number of people who have only received their first dose of the Moderna or Pfizer vaccine.	
Series complete: current number of people who have received both Moderna or Pfizer vaccine doses or one Johnson & Johnson dose and are considered fully immunized.	

Demographic summary	First dose	Series complete	Total people vaccinated
Age group	18,208	38,399	56,607
16-24 years	1,966	735	2,701
25-34 years	2,264	1,651	3,915
35-44 years	2,930	2,708	5,638
45-54 years	3,215	4,512	7,727
55-64 years	3,730	8,640	12,370
65-74 years	2,504	12,398	14,902
75-84 years	1,200	6,046	7,246
85+ years	399	1,709	2,108
Race	18,208	38,399	56,607
White	11,574	28,644	40,218
Black	1,034	1,168	2,202
American Indian/Alaskan	86	225	311
Other	1,481	2,538	4,019
Unknown	4,033	5,824	9,857
Other race includes Asian, native Hawaiian/Pacific Islander, or other.			
Ethnicity	18,208	38,399	56,607
Hispanic	963	909	1,872
Non-Hispanic	10,875	25,619	36,494
Unknown	6,370	11,871	18,241
Gender	18,208	38,399	56,607
Female	9,394	21,919	31,313
Male	8,794	16,471	25,265
Unknown	20	9	29



COVID-19: Sarasota County vaccine summary

Vaccination data through Apr 27, 2021 as of Apr 28, 2021 at 12:05 AM

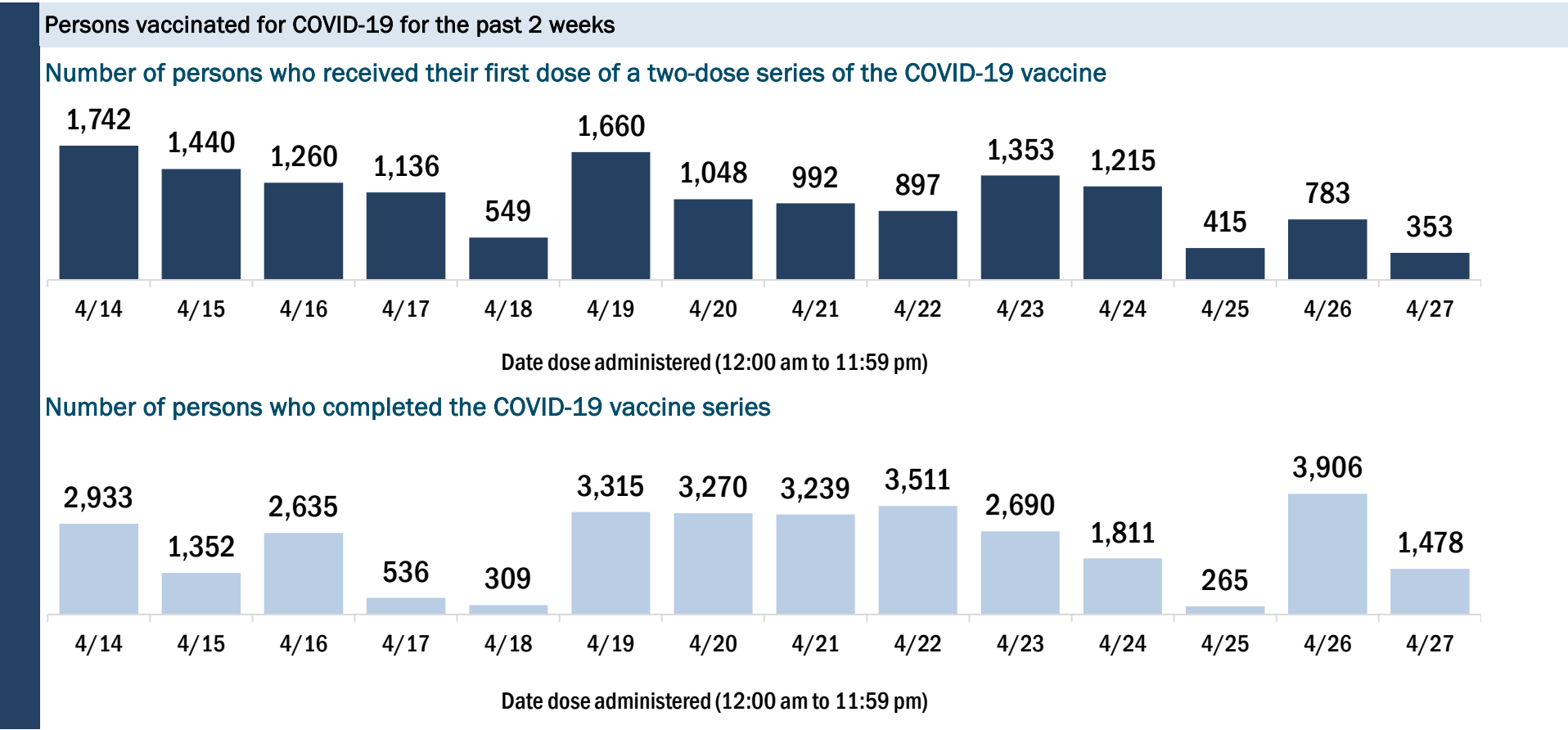
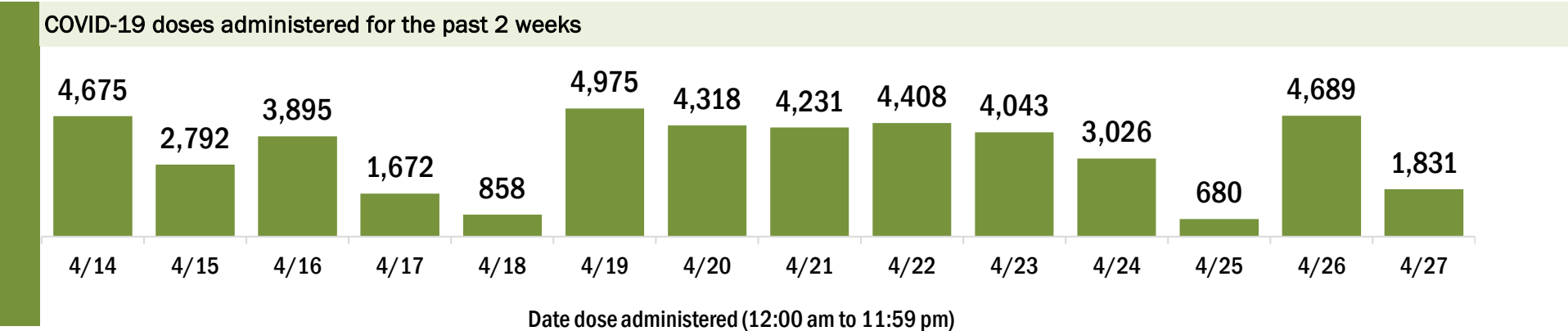
Data in this report are provisional and subject to change.

Data in this summary pertain to COVID-19 vaccines approved by the U.S. Food and Drug Administration and have been issued an Emergency Use Authorization (Janssen COVID-19 Vaccine, Moderna COVID-19 Vaccine and Pfizer-BioNTech COVID-19 Vaccine). These data summarize the number of people who have received either their first dose or have completed the series for a COVID-19 vaccine. **A person can only be counted in one category, first dose or series complete.** For persons receiving Moderna or Pfizer vaccines, once they receive their second dose, they are moved from the first dose column to the series completed column. **Because of this, the total first dose category may show a change from report to report not matching the total receiving their first dose from the previous day.** Persons receiving Johnson & Johnson vaccines will always be counted in the series completed column.

COVID-19 doses for vaccinated persons in Florida	
Doses administered	391,325
People receiving one dose of a 1-dose series (Johnson & Johnson) or receiving only one dose of a 2-dose series (Moderna, Pfizer) count once. Persons receiving both doses of a 2-dose series count twice.	

Current status of persons vaccinated for COVID-19 in Florida	
Total people vaccinated	233,935
First dose	67,757
Series completed	166,178
Completed 1-dose series	8,788
Completed 2-dose series	157,390
First dose: current number of people who have only received their first dose of the Moderna or Pfizer vaccine.	
Series complete: current number of people who have received both Moderna or Pfizer vaccine doses or one Johnson & Johnson dose and are considered fully immunized.	

Demographic summary	First dose	Series complete	Total people vaccinated
Age group	67,757	166,178	233,935
16-24 years	5,444	1,764	7,208
25-34 years	5,568	3,552	9,120
35-44 years	7,390	5,293	12,683
45-54 years	9,434	10,931	20,365
55-64 years	12,874	28,849	41,723
65-74 years	13,962	61,994	75,956
75-84 years	9,268	39,933	49,201
85+ years	3,817	13,862	17,679
Race	67,757	166,178	233,935
White	50,758	133,004	183,762
Black	1,433	2,232	3,665
American Indian/Alaskan	247	578	825
Other	5,269	10,593	15,862
Unknown	10,050	19,771	29,821
Other race includes Asian, native Hawaiian/Pacific Islander, or other.			
Ethnicity	67,757	166,178	233,935
Hispanic	5,526	4,508	10,034
Non-Hispanic	41,030	112,422	153,452
Unknown	21,201	49,248	70,449
Gender	67,757	166,178	233,935
Female	35,961	94,104	130,065
Male	31,643	71,972	103,615
Unknown	153	102	255



COVID-19: Seminole County vaccine summary

Vaccination data through Apr 27, 2021 as of Apr 28, 2021 at 12:05 AM

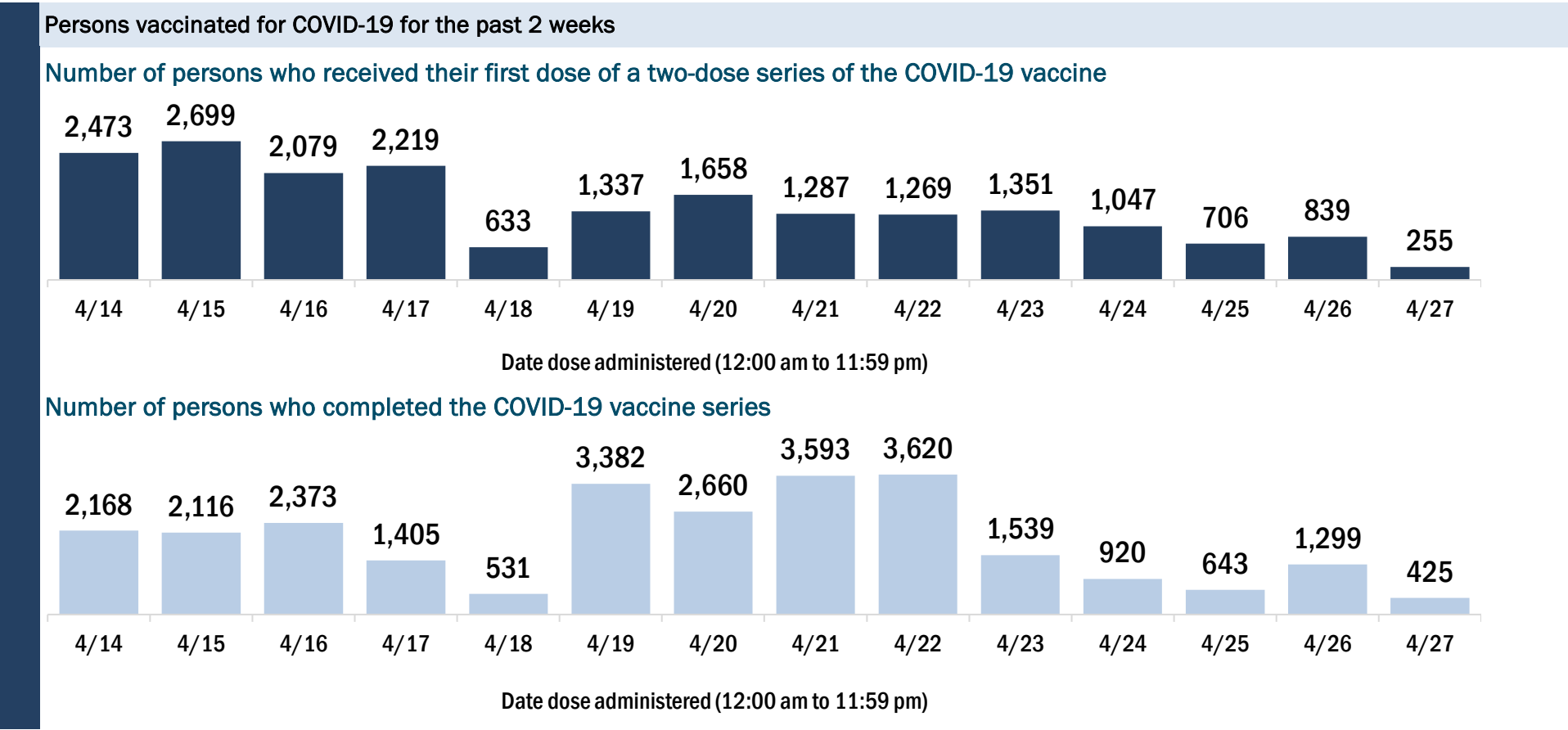
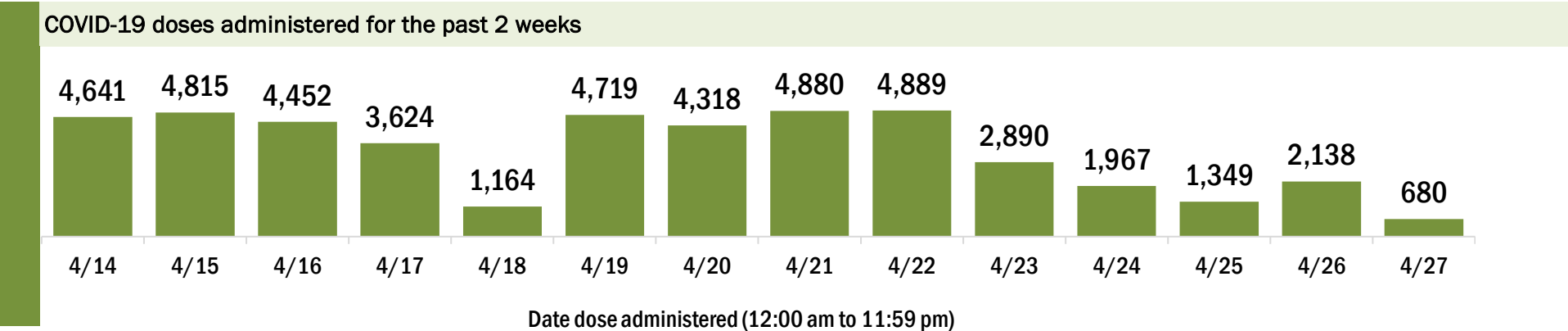
Data in this report are provisional and subject to change.

Data in this summary pertain to COVID-19 vaccines approved by the U.S. Food and Drug Administration and have been issued an Emergency Use Authorization (Janssen COVID-19 Vaccine, Moderna COVID-19 Vaccine and Pfizer-BioNTech COVID-19 Vaccine). These data summarize the number of people who have received either their first dose or have completed the series for a COVID-19 vaccine. **A person can only be counted in one category, first dose or series complete.** For persons receiving Moderna or Pfizer vaccines, once they receive their second dose, they are moved from the first dose column to the series completed column. **Because of this, the total first dose category may show a change from report to report not matching the total receiving their first dose from the previous day.** Persons receiving Johnson & Johnson vaccines will always be counted in the series completed column.

COVID-19 doses for vaccinated persons in Florida	
Doses administered	281,552
People receiving one dose of a 1-dose series (Johnson & Johnson) or receiving only one dose of a 2-dose series (Moderna, Pfizer) count once. Persons receiving both doses of a 2-dose series count twice.	

Current status of persons vaccinated for COVID-19 in Florida	
Total people vaccinated	173,049
First dose	54,569
Series completed	118,480
Completed 1-dose series	9,977
Completed 2-dose series	108,503
First dose: current number of people who have only received their first dose of the Moderna or Pfizer vaccine.	
Series complete: current number of people who have received both Moderna or Pfizer vaccine doses or one Johnson & Johnson dose and are considered fully immunized.	

Demographic summary	First dose	Series complete	Total people vaccinated
Age group	54,569	118,480	173,049
16-24 years	10,516	4,034	14,550
25-34 years	10,768	7,931	18,699
35-44 years	11,299	13,135	24,434
45-54 years	8,979	19,071	28,050
55-64 years	7,119	26,142	33,261
65-74 years	3,374	28,768	32,142
75-84 years	1,718	14,053	15,771
85+ years	796	5,346	6,142
Race	54,569	118,480	173,049
White	33,817	84,520	118,337
Black	3,942	7,527	11,469
American Indian/Alaskan	253	514	767
Other	9,072	16,502	25,574
Unknown	7,485	9,417	16,902
Other race includes Asian, native Hawaiian/Pacific Islander, or other.			
Ethnicity	54,569	118,480	173,049
Hispanic	9,463	12,433	21,896
Non-Hispanic	29,022	76,319	105,341
Unknown	16,084	29,728	45,812
Gender	54,569	118,480	173,049
Female	27,949	68,333	96,282
Male	26,383	50,046	76,429
Unknown	237	101	338



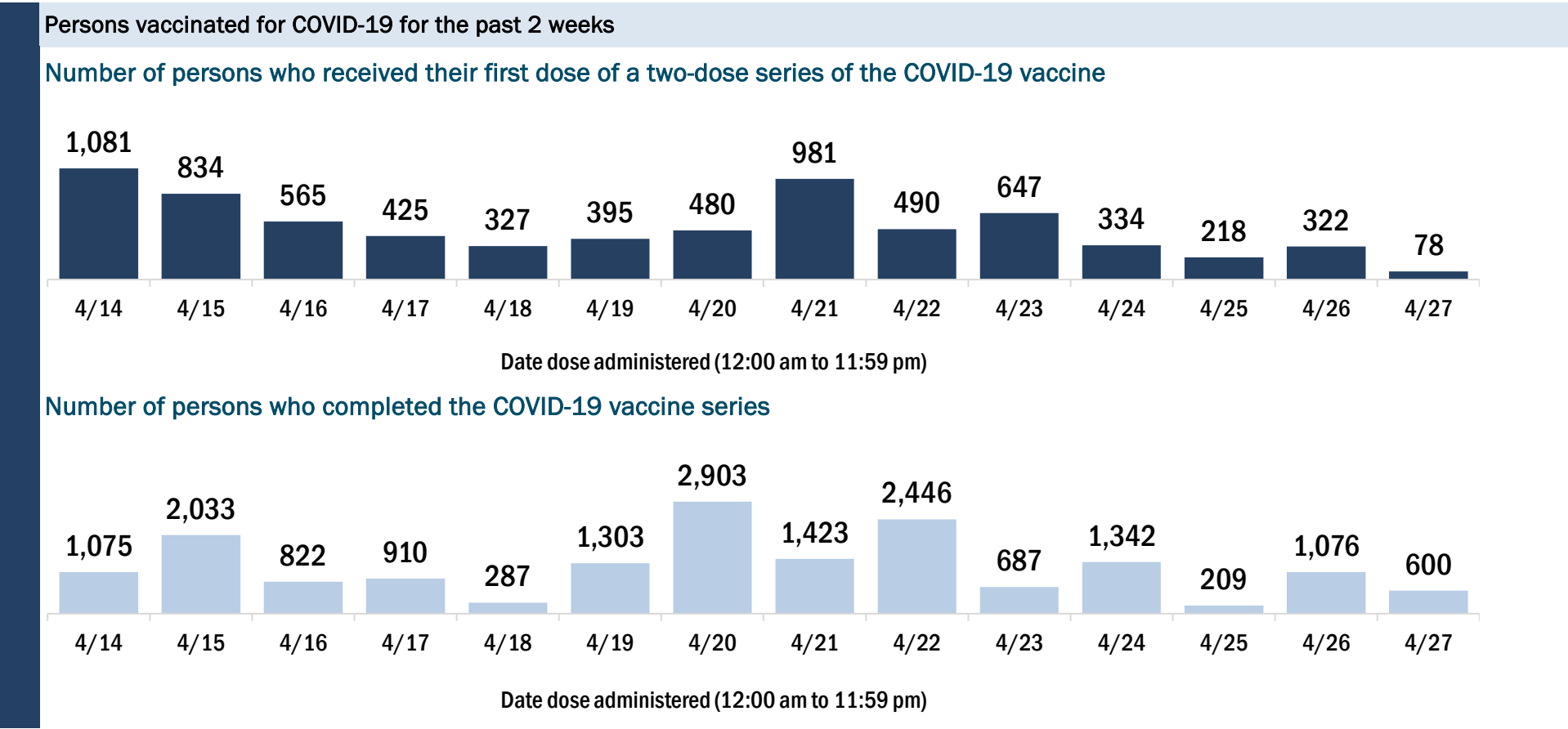
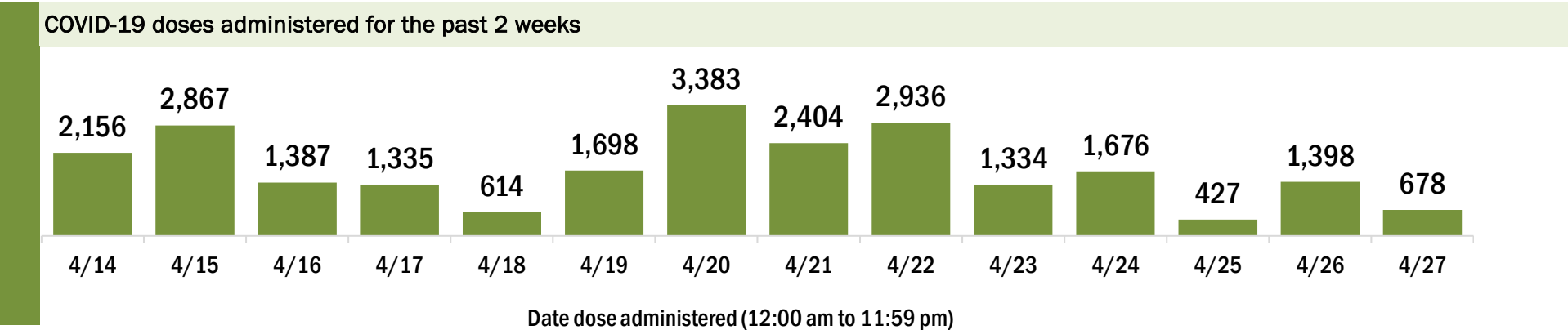
COVID-19: St. Johns County vaccine summary

Vaccination data through Apr 27, 2021 as of Apr 28, 2021 at 12:05 AM

Data in this report are provisional and subject to change.

Data in this summary pertain to COVID-19 vaccines approved by the U.S. Food and Drug Administration and have been issued an Emergency Use Authorization (Janssen COVID-19 Vaccine, Moderna COVID-19 Vaccine and Pfizer-BioNTech COVID-19 Vaccine). These data summarize the number of people who have received either their first dose or have completed the series for a COVID-19 vaccine. **A person can only be counted in one category, first dose or series complete.** For persons receiving Moderna or Pfizer vaccines, once they receive their second dose, they are moved from the first dose column to the series completed column. **Because of this, the total first dose category may show a change from report to report not matching the total receiving their first dose from the previous day.** Persons receiving Johnson & Johnson vaccines will always be counted in the series completed column.

COVID-19 doses for vaccinated persons in Florida		Demographic summary			
Doses administered	214,456	First dose	Series complete	Total people vaccinated	
People receiving one dose of a 1-dose series (Johnson & Johnson) or receiving only one dose of a 2-dose series (Moderna, Pfizer) count once. Persons receiving both doses of a 2-dose series count twice.		Age group	26,731	96,509	123,240
		16-24 years	4,789	2,602	7,391
		25-34 years	3,566	4,153	7,719
		35-44 years	5,536	10,098	15,634
		45-54 years	4,813	13,914	18,727
		55-64 years	3,939	20,626	24,565
		65-74 years	2,346	27,802	30,148
		75-84 years	1,222	13,504	14,726
		85+ years	520	3,810	4,330
		Race	26,731	96,509	123,240
		White	17,379	73,044	90,423
		Black	1,029	2,768	3,797
		American Indian/Alaskan	82	265	347
		Other	3,173	8,993	12,166
		Unknown	5,068	11,439	16,507
		Other race includes Asian, native Hawaiian/Pacific Islander, or other.			
		Ethnicity	26,731	96,509	123,240
		Hispanic	1,885	3,553	5,438
		Non-Hispanic	15,243	64,726	79,969
		Unknown	9,603	28,230	37,833
		Gender	26,731	96,509	123,240
		Female	13,950	53,759	67,709
		Male	12,760	42,734	55,494
		Unknown	21	16	37



COVID-19: St. Lucie County vaccine summary

Vaccination data through Apr 27, 2021 as of Apr 28, 2021 at 12:05 AM

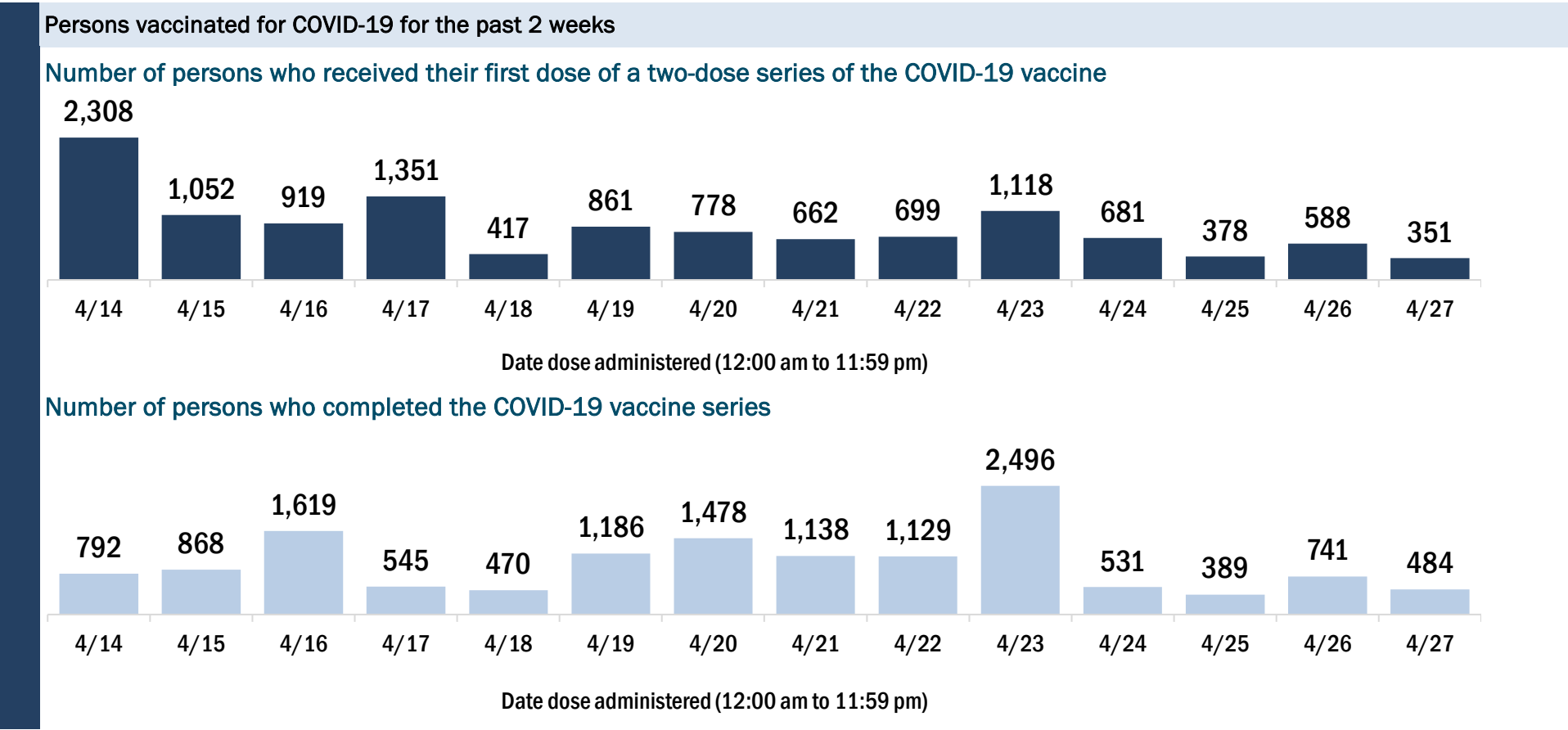
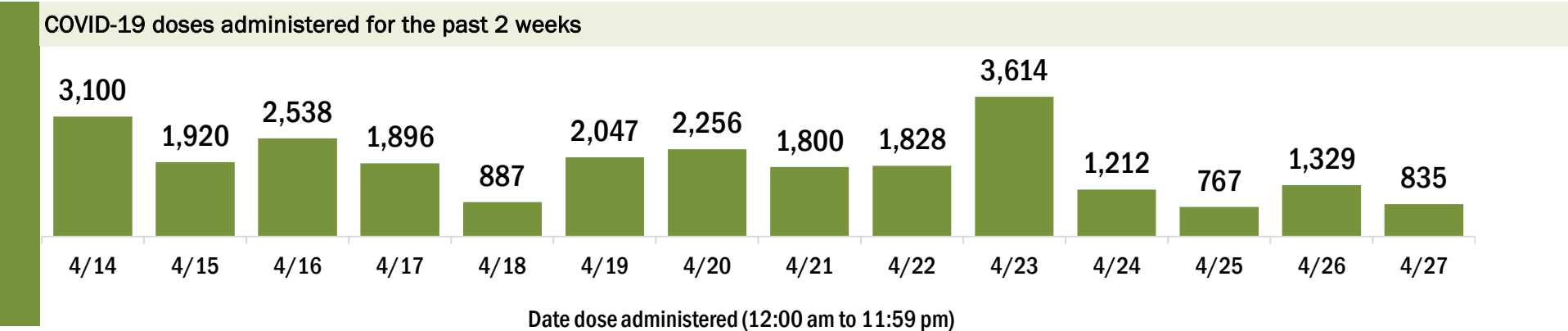
Data in this report are provisional and subject to change.

Data in this summary pertain to COVID-19 vaccines approved by the U.S. Food and Drug Administration and have been issued an Emergency Use Authorization (Janssen COVID-19 Vaccine, Moderna COVID-19 Vaccine and Pfizer-BioNTech COVID-19 Vaccine). These data summarize the number of people who have received either their first dose or have completed the series for a COVID-19 vaccine. **A person can only be counted in one category, first dose or series complete.** For persons receiving Moderna or Pfizer vaccines, once they receive their second dose, they are moved from the first dose column to the series completed column. **Because of this, the total first dose category may show a change from report to report not matching the total receiving their first dose from the previous day.** Persons receiving Johnson & Johnson vaccines will always be counted in the series completed column.

COVID-19 doses for vaccinated persons in Florida	
Doses administered	191,423
People receiving one dose of a 1-dose series (Johnson & Johnson) or receiving only one dose of a 2-dose series (Moderna, Pfizer) count once. Persons receiving both doses of a 2-dose series count twice.	

Current status of persons vaccinated for COVID-19 in Florida	
Total people vaccinated	117,468
First dose	39,977
Series completed	77,491
Completed 1-dose series	3,536
Completed 2-dose series	73,955
First dose: current number of people who have only received their first dose of the Moderna or Pfizer vaccine.	
Series complete: current number of people who have received both Moderna or Pfizer vaccine doses or one Johnson & Johnson dose and are considered fully immunized.	

Demographic summary	First dose	Series complete	Total people vaccinated
Age group	39,977	77,491	117,468
16-24 years	3,496	1,080	4,576
25-34 years	3,758	2,357	6,115
35-44 years	4,907	4,075	8,982
45-54 years	6,519	7,357	13,876
55-64 years	9,224	14,959	24,183
65-74 years	6,864	27,308	34,172
75-84 years	3,872	15,642	19,514
85+ years	1,337	4,713	6,050
Race	39,977	77,491	117,468
White	24,785	50,918	75,703
Black	4,078	7,187	11,265
American Indian/Alaskan	207	352	559
Other	4,068	6,968	11,036
Unknown	6,839	12,066	18,905
Other race includes Asian, native Hawaiian/Pacific Islander, or other.			
Ethnicity	39,977	77,491	117,468
Hispanic	6,405	6,468	12,873
Non-Hispanic	19,701	44,181	63,882
Unknown	13,871	26,842	40,713
Gender	39,977	77,491	117,468
Female	21,247	44,353	65,600
Male	18,634	33,067	51,701
Unknown	96	71	167



COVID-19: Sumter County vaccine summary

Vaccination data through Apr 27, 2021 as of Apr 28, 2021 at 12:05 AM

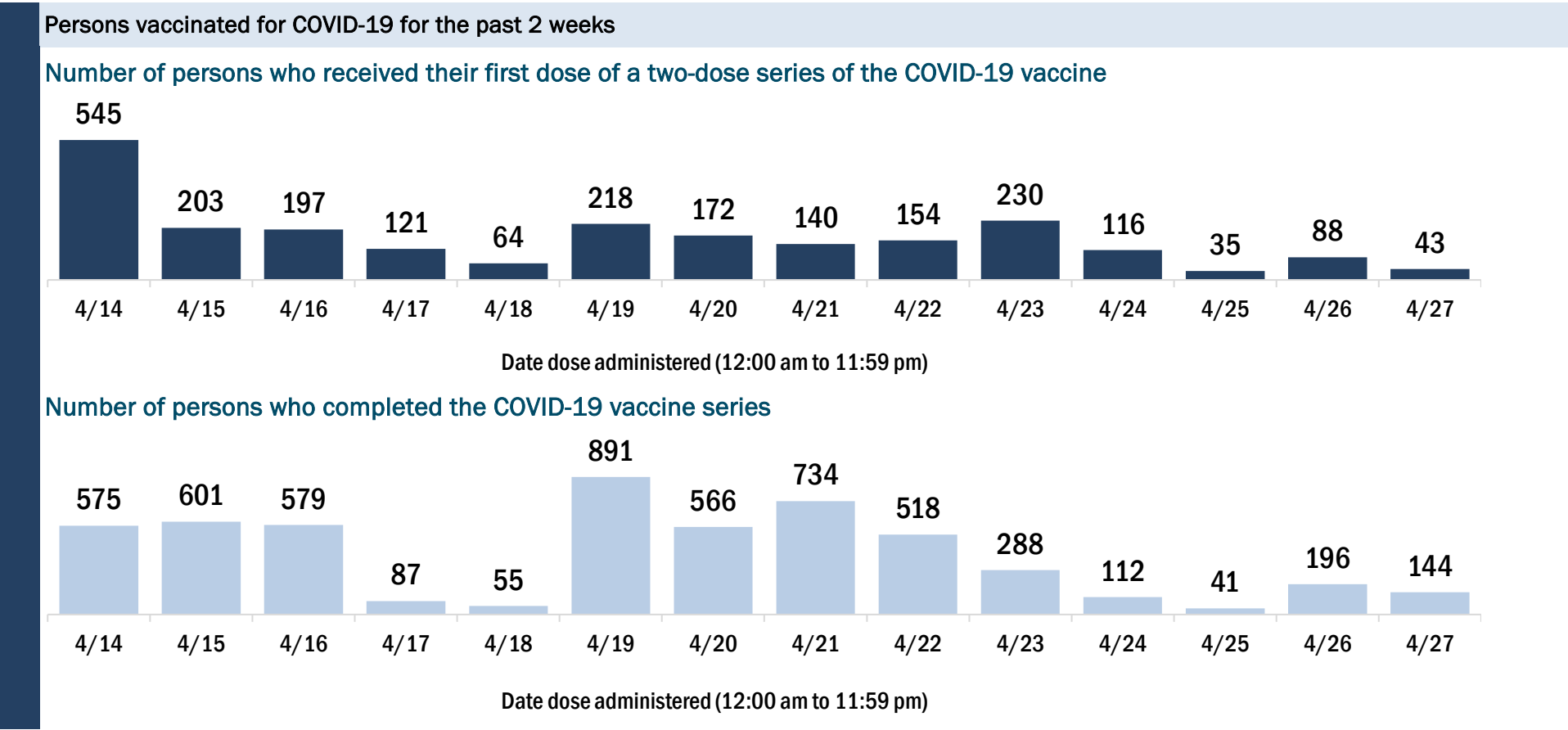
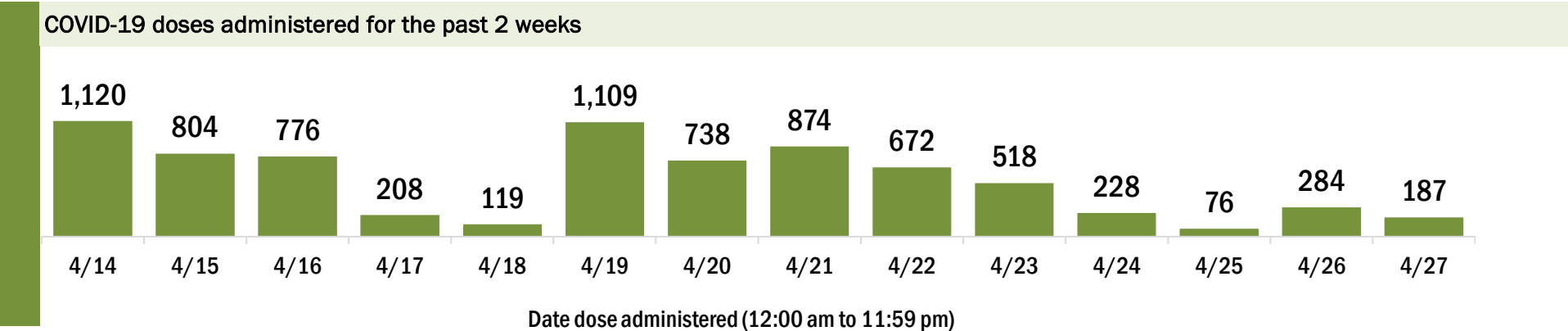
Data in this report are provisional and subject to change.

Data in this summary pertain to COVID-19 vaccines approved by the U.S. Food and Drug Administration and have been issued an Emergency Use Authorization (Janssen COVID-19 Vaccine, Moderna COVID-19 Vaccine and Pfizer-BioNTech COVID-19 Vaccine). These data summarize the number of people who have received either their first dose or have completed the series for a COVID-19 vaccine. **A person can only be counted in one category, first dose or series complete.** For persons receiving Moderna or Pfizer vaccines, once they receive their second dose, they are moved from the first dose column to the series completed column. **Because of this, the total first dose category may show a change from report to report not matching the total receiving their first dose from the previous day.** Persons receiving Johnson & Johnson vaccines will always be counted in the series completed column.

COVID-19 doses for vaccinated persons in Florida	
Doses administered	148,757
People receiving one dose of a 1-dose series (Johnson & Johnson) or receiving only one dose of a 2-dose series (Moderna, Pfizer) count once. Persons receiving both doses of a 2-dose series count twice.	

Current status of persons vaccinated for COVID-19 in Florida	
Total people vaccinated	83,107
First dose	13,445
Series completed	69,662
Completed 1-dose series	4,012
Completed 2-dose series	65,650
First dose: current number of people who have only received their first dose of the Moderna or Pfizer vaccine.	
Series complete: current number of people who have received both Moderna or Pfizer vaccine doses or one Johnson & Johnson dose and are considered fully immunized.	

Demographic summary	First dose	Series complete	Total people vaccinated
Age group	13,445	69,662	83,107
16-24 years	342	143	485
25-34 years	621	291	912
35-44 years	869	471	1,340
45-54 years	1,354	1,224	2,578
55-64 years	3,038	7,724	10,762
65-74 years	3,785	33,363	37,148
75-84 years	2,769	22,650	25,419
85+ years	667	3,796	4,463
Race	13,445	69,662	83,107
White	10,042	58,871	68,913
Black	565	782	1,347
American Indian/Alaskan	33	148	181
Other	986	2,583	3,569
Unknown	1,819	7,278	9,097
Other race includes Asian, native Hawaiian/Pacific Islander, or other.			
Ethnicity	13,445	69,662	83,107
Hispanic	583	1,087	1,670
Non-Hispanic	8,580	46,623	55,203
Unknown	4,282	21,952	26,234
Gender	13,445	69,662	83,107
Female	7,004	38,922	45,926
Male	6,381	30,722	37,103
Unknown	60	18	78



COVID-19: Suwannee County vaccine summary

Vaccination data through Apr 27, 2021 as of Apr 28, 2021 at 12:05 AM

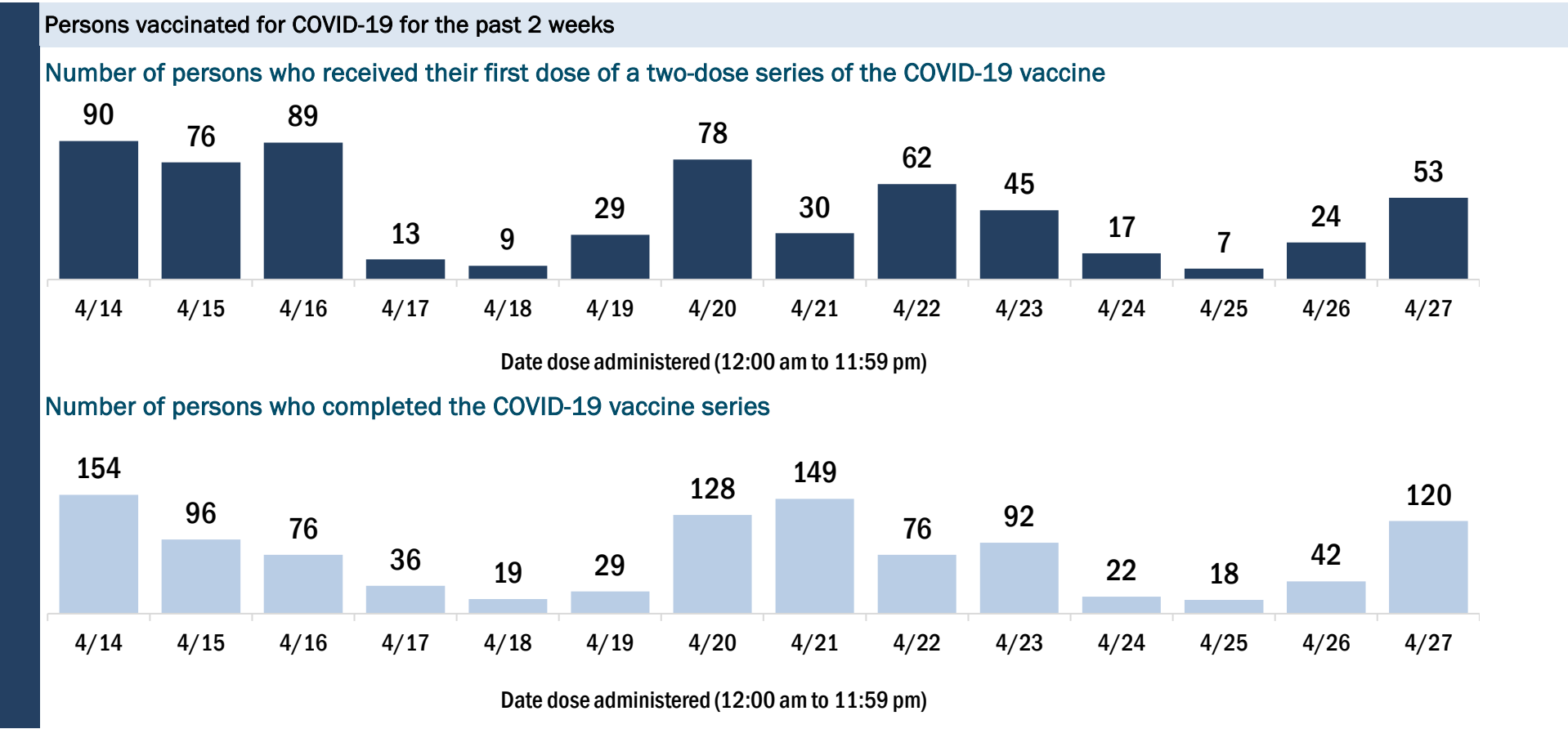
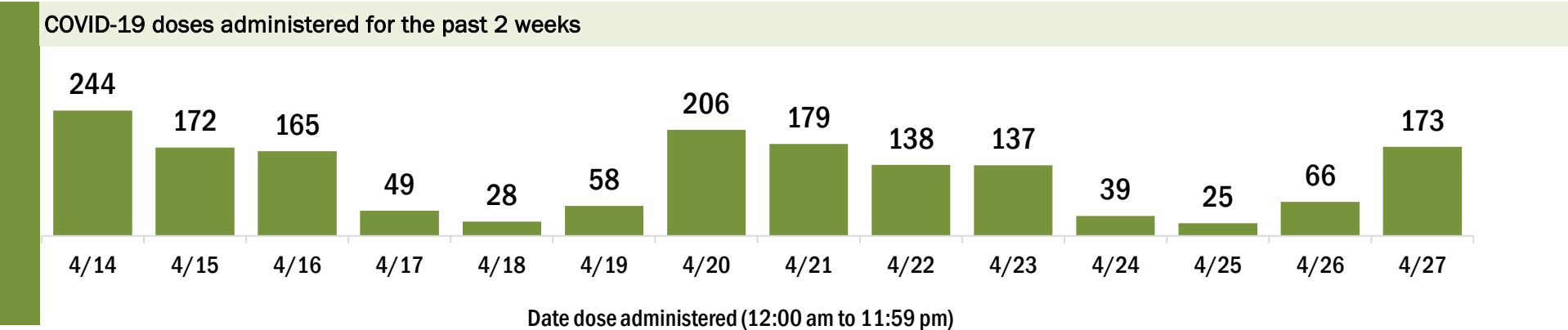
Data in this report are provisional and subject to change.

Data in this summary pertain to COVID-19 vaccines approved by the U.S. Food and Drug Administration and have been issued an Emergency Use Authorization (Janssen COVID-19 Vaccine, Moderna COVID-19 Vaccine and Pfizer-BioNTech COVID-19 Vaccine). These data summarize the number of people who have received either their first dose or have completed the series for a COVID-19 vaccine. **A person can only be counted in one category, first dose or series complete.** For persons receiving Moderna or Pfizer vaccines, once they receive their second dose, they are moved from the first dose column to the series completed column. **Because of this, the total first dose category may show a change from report to report not matching the total receiving their first dose from the previous day.** Persons receiving Johnson & Johnson vaccines will always be counted in the series completed column.

COVID-19 doses for vaccinated persons in Florida	
Doses administered	16,922
People receiving one dose of a 1-dose series (Johnson & Johnson) or receiving only one dose of a 2-dose series (Moderna, Pfizer) count once. Persons receiving both doses of a 2-dose series count twice.	

Current status of persons vaccinated for COVID-19 in Florida	
Total people vaccinated	9,918
First dose	2,302
Series completed	7,616
Completed 1-dose series	612
Completed 2-dose series	7,004
First dose: current number of people who have only received their first dose of the Moderna or Pfizer vaccine.	
Series complete: current number of people who have received both Moderna or Pfizer vaccine doses or one Johnson & Johnson dose and are considered fully immunized.	

Demographic summary	First dose	Series complete	Total people vaccinated
Age group	2,302	7,616	9,918
16-24 years	198	101	299
25-34 years	255	174	429
35-44 years	327	310	637
45-54 years	388	579	967
55-64 years	611	1,553	2,164
65-74 years	282	2,685	2,967
75-84 years	176	1,658	1,834
85+ years	65	556	621
Race	2,302	7,616	9,918
White	1,422	5,309	6,731
Black	367	600	967
American Indian/Alaskan	5	8	13
Other	221	504	725
Unknown	287	1,195	1,482
Other race includes Asian, native Hawaiian/Pacific Islander, or other.			
Ethnicity	2,302	7,616	9,918
Hispanic	200	272	472
Non-Hispanic	1,353	4,054	5,407
Unknown	749	3,290	4,039
Gender	2,302	7,616	9,918
Female	1,031	4,428	5,459
Male	1,271	3,188	4,459
Unknown	0	0	0



COVID-19: Taylor County vaccine summary

Vaccination data through Apr 27, 2021 as of Apr 28, 2021 at 12:05 AM

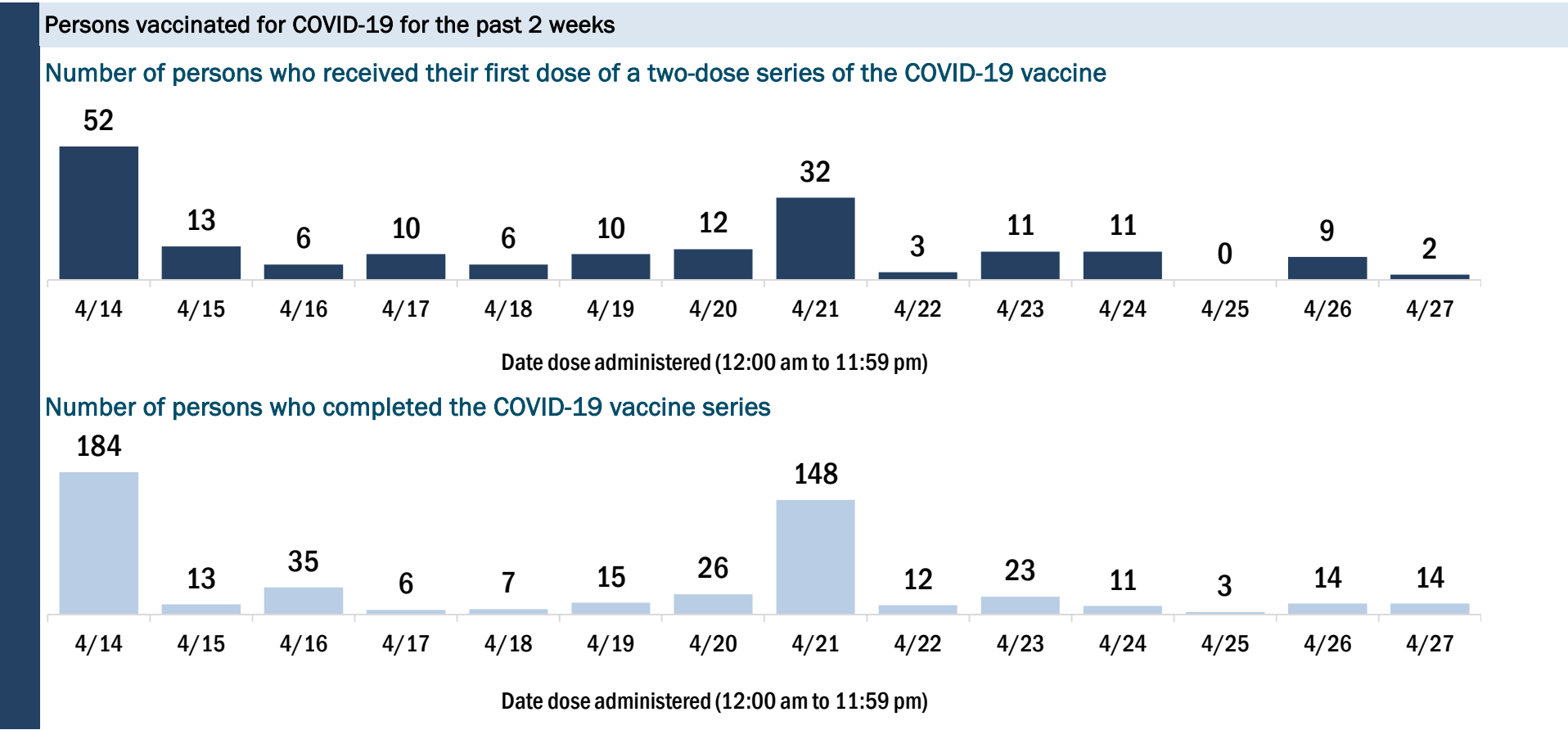
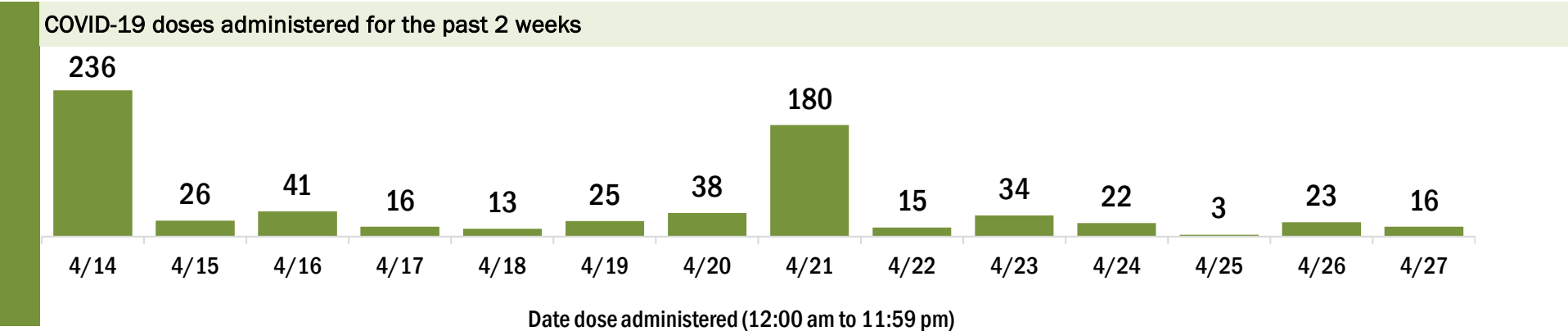
Data in this report are provisional and subject to change.

Data in this summary pertain to COVID-19 vaccines approved by the U.S. Food and Drug Administration and have been issued an Emergency Use Authorization (Janssen COVID-19 Vaccine, Moderna COVID-19 Vaccine and Pfizer-BioNTech COVID-19 Vaccine). These data summarize the number of people who have received either their first dose or have completed the series for a COVID-19 vaccine. **A person can only be counted in one category, first dose or series complete.** For persons receiving Moderna or Pfizer vaccines, once they receive their second dose, they are moved from the first dose column to the series completed column. **Because of this, the total first dose category may show a change from report to report not matching the total receiving their first dose from the previous day.** Persons receiving Johnson & Johnson vaccines will always be counted in the series completed column.

COVID-19 doses for vaccinated persons in Florida	
Doses administered	8,483
People receiving one dose of a 1-dose series (Johnson & Johnson) or receiving only one dose of a 2-dose series (Moderna, Pfizer) count once. Persons receiving both doses of a 2-dose series count twice.	

Current status of persons vaccinated for COVID-19 in Florida	
Total people vaccinated	5,169
First dose	1,587
Series completed	3,582
Completed 1-dose series	268
Completed 2-dose series	3,314
First dose: current number of people who have only received their first dose of the Moderna or Pfizer vaccine.	
Series complete: current number of people who have received both Moderna or Pfizer vaccine doses or one Johnson & Johnson dose and are considered fully immunized.	

Demographic summary	First dose	Series complete	Total people vaccinated
Age group	1,587	3,582	5,169
16-24 years	52	46	98
25-34 years	100	96	196
35-44 years	136	135	271
45-54 years	225	271	496
55-64 years	457	727	1,184
65-74 years	383	1,333	1,716
75-84 years	180	761	941
85+ years	54	213	267
Race	1,587	3,582	5,169
White	1,130	2,660	3,790
Black	206	427	633
American Indian/Alaskan	15	33	48
Other	90	231	321
Unknown	146	231	377
Other race includes Asian, native Hawaiian/Pacific Islander, or other.			
Ethnicity	1,587	3,582	5,169
Hispanic	45	53	98
Non-Hispanic	1,063	2,311	3,374
Unknown	479	1,218	1,697
Gender	1,587	3,582	5,169
Female	848	1,986	2,834
Male	736	1,596	2,332
Unknown	3	0	3



COVID-19: Union County vaccine summary

Vaccination data through Apr 27, 2021 as of Apr 28, 2021 at 12:05 AM

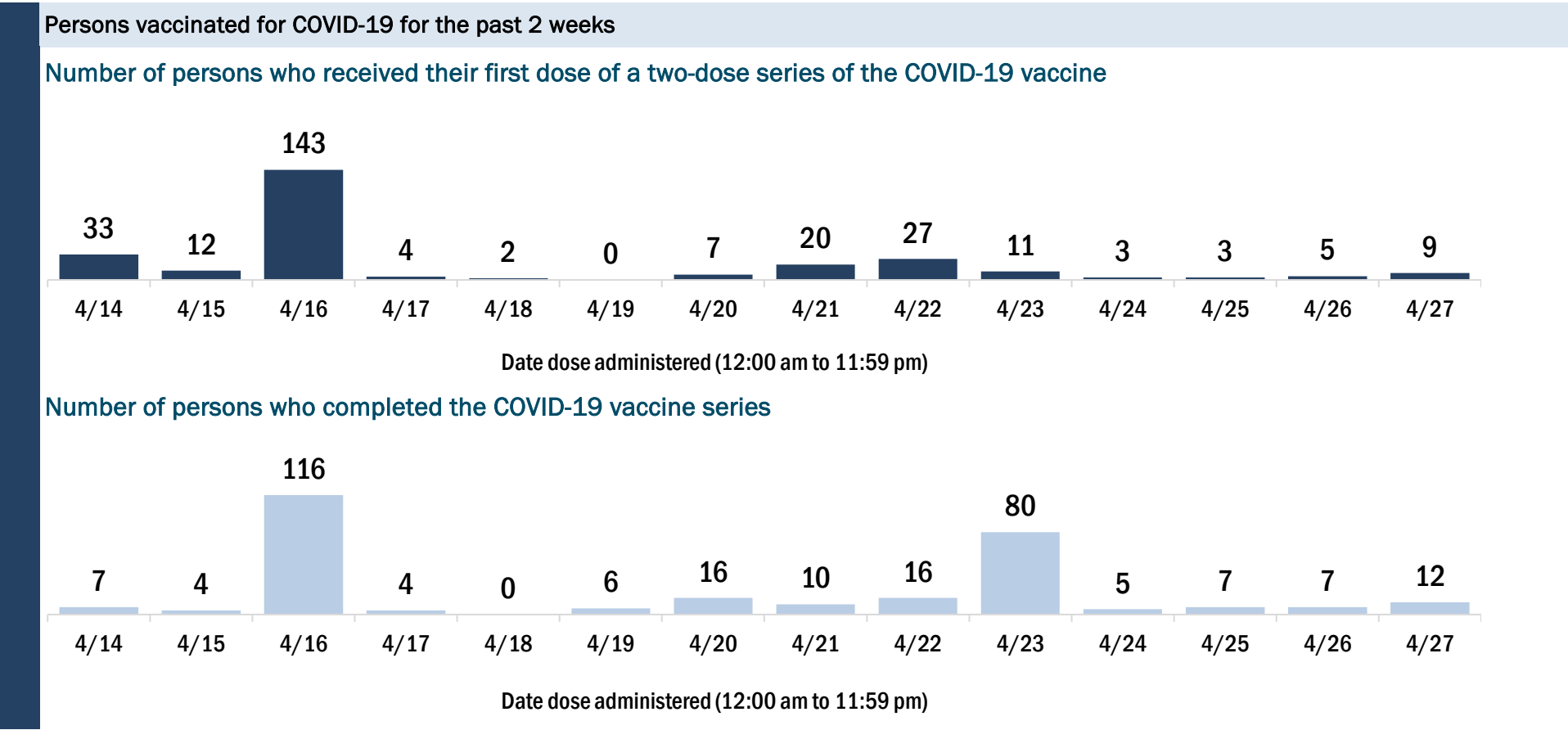
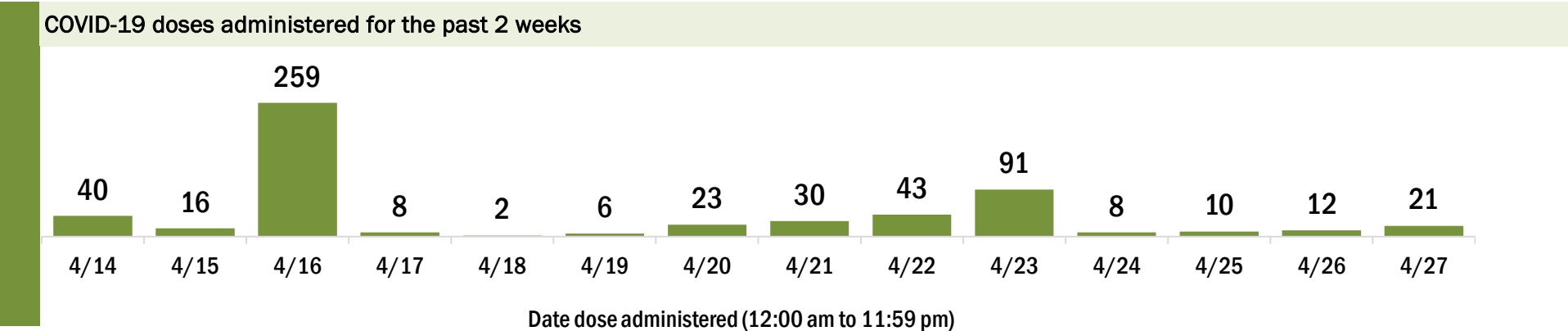
Data in this report are provisional and subject to change.

Data in this summary pertain to COVID-19 vaccines approved by the U.S. Food and Drug Administration and have been issued an Emergency Use Authorization (Janssen COVID-19 Vaccine, Moderna COVID-19 Vaccine and Pfizer-BioNTech COVID-19 Vaccine). These data summarize the number of people who have received either their first dose or have completed the series for a COVID-19 vaccine. **A person can only be counted in one category, first dose or series complete.** For persons receiving Moderna or Pfizer vaccines, once they receive their second dose, they are moved from the first dose column to the series completed column. **Because of this, the total first dose category may show a change from report to report not matching the total receiving their first dose from the previous day.** Persons receiving Johnson & Johnson vaccines will always be counted in the series completed column.

COVID-19 doses for vaccinated persons in Florida	
Doses administered	6,232
People receiving one dose of a 1-dose series (Johnson & Johnson) or receiving only one dose of a 2-dose series (Moderna, Pfizer) count once. Persons receiving both doses of a 2-dose series count twice.	

Current status of persons vaccinated for COVID-19 in Florida	
Total people vaccinated	4,564
First dose	2,782
Series completed	1,782
Completed 1-dose series	114
Completed 2-dose series	1,668
First dose: current number of people who have only received their first dose of the Moderna or Pfizer vaccine.	
Series complete: current number of people who have received both Moderna or Pfizer vaccine doses or one Johnson & Johnson dose and are considered fully immunized.	

Demographic summary	First dose	Series complete	Total people vaccinated
Age group	2,782	1,782	4,564
16-24 years	75	32	107
25-34 years	162	79	241
35-44 years	318	75	393
45-54 years	463	142	605
55-64 years	982	369	1,351
65-74 years	627	618	1,245
75-84 years	137	364	501
85+ years	18	103	121
Race	2,782	1,782	4,564
White	1,805	1,446	3,251
Black	816	162	978
American Indian/Alaskan	6	17	23
Other	110	119	229
Unknown	45	38	83
Other race includes Asian, native Hawaiian/Pacific Islander, or other.			
Ethnicity	2,782	1,782	4,564
Hispanic	108	40	148
Non-Hispanic	2,483	1,626	4,109
Unknown	191	116	307
Gender	2,782	1,782	4,564
Female	292	1,036	1,328
Male	2,485	746	3,231
Unknown	5	0	5



COVID-19: Volusia County vaccine summary

Vaccination data through Apr 27, 2021 as of Apr 28, 2021 at 12:05 AM

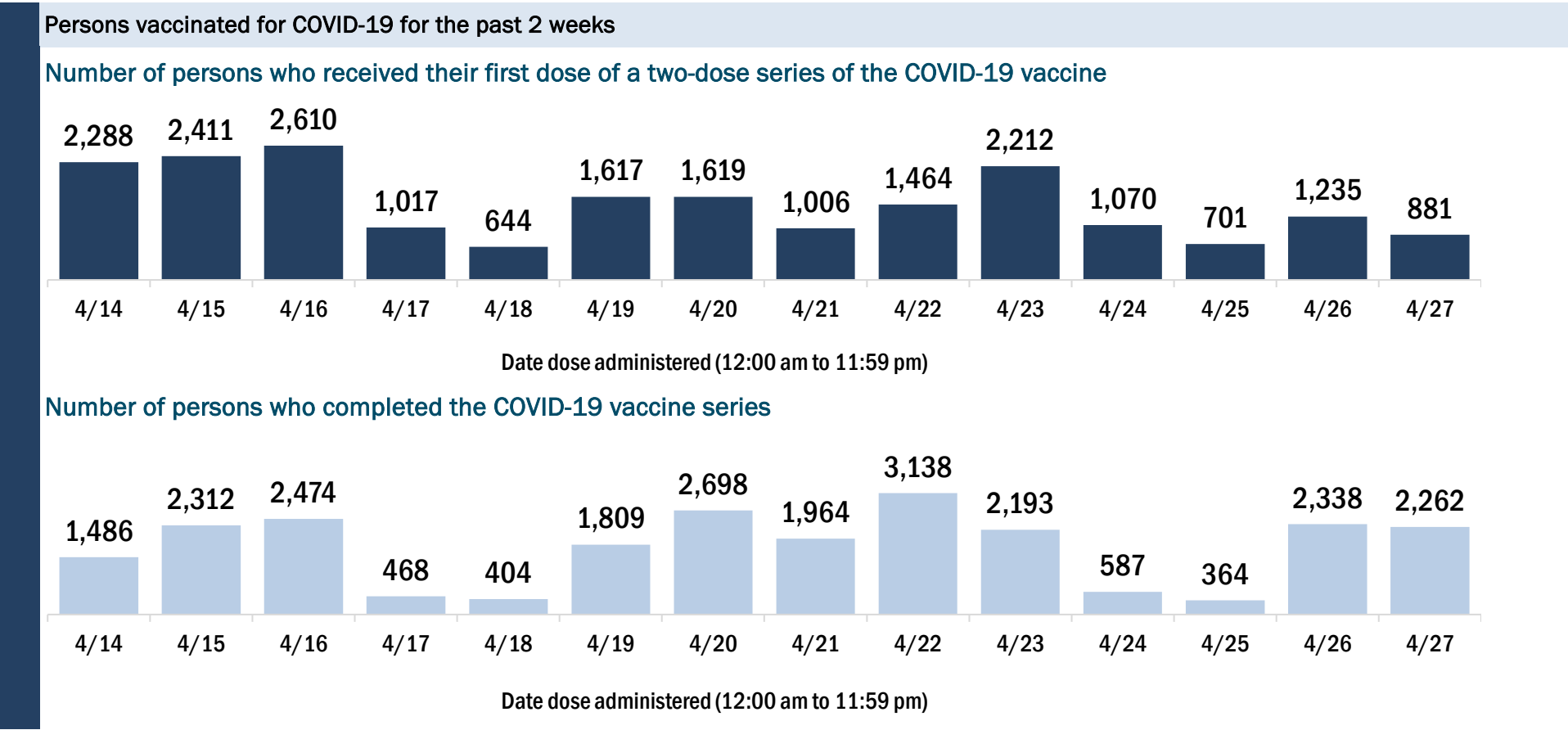
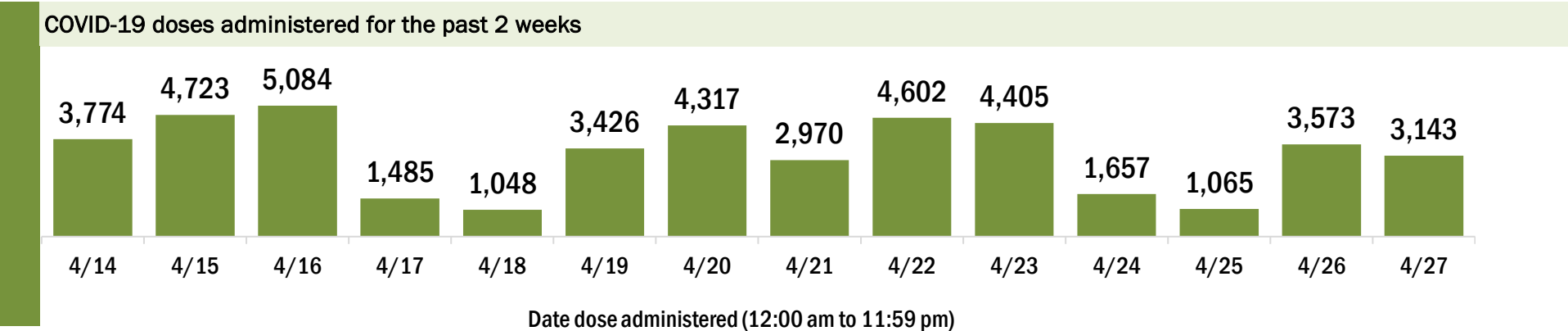
Data in this report are provisional and subject to change.

Data in this summary pertain to COVID-19 vaccines approved by the U.S. Food and Drug Administration and have been issued an Emergency Use Authorization (Janssen COVID-19 Vaccine, Moderna COVID-19 Vaccine and Pfizer-BioNTech COVID-19 Vaccine). These data summarize the number of people who have received either their first dose or have completed the series for a COVID-19 vaccine. **A person can only be counted in one category, first dose or series complete.** For persons receiving Moderna or Pfizer vaccines, once they receive their second dose, they are moved from the first dose column to the series completed column. **Because of this, the total first dose category may show a change from report to report not matching the total receiving their first dose from the previous day.** Persons receiving Johnson & Johnson vaccines will always be counted in the series completed column.

COVID-19 doses for vaccinated persons in Florida	
Doses administered	337,751
People receiving one dose of a 1-dose series (Johnson & Johnson) or receiving only one dose of a 2-dose series (Moderna, Pfizer) count once. Persons receiving both doses of a 2-dose series count twice.	

Current status of persons vaccinated for COVID-19 in Florida	
Total people vaccinated	209,686
First dose	64,286
Series completed	145,400
Completed 1-dose series	17,335
Completed 2-dose series	128,065
First dose: current number of people who have only received their first dose of the Moderna or Pfizer vaccine.	
Series complete: current number of people who have received both Moderna or Pfizer vaccine doses or one Johnson & Johnson dose and are considered fully immunized.	

Demographic summary	First dose	Series complete	Total people vaccinated
Age group	64,286	145,400	209,686
16-24 years	7,051	2,692	9,743
25-34 years	6,706	4,890	11,596
35-44 years	8,170	6,991	15,161
45-54 years	10,485	12,807	23,292
55-64 years	14,534	29,559	44,093
65-74 years	10,510	50,236	60,746
75-84 years	5,026	28,351	33,377
85+ years	1,804	9,874	11,678
Race	64,286	145,400	209,686
White	41,342	96,948	138,290
Black	3,849	6,411	10,260
American Indian/Alaskan	201	482	683
Other	7,058	16,108	23,166
Unknown	11,836	25,451	37,287
Other race includes Asian, native Hawaiian/Pacific Islander, or other.			
Ethnicity	64,286	145,400	209,686
Hispanic	7,606	7,417	15,023
Non-Hispanic	33,707	75,841	109,548
Unknown	22,973	62,142	85,115
Gender	64,286	145,400	209,686
Female	32,676	83,290	115,966
Male	30,104	60,060	90,164
Unknown	1,506	2,050	3,556



COVID-19: Wakulla County vaccine summary

Vaccination data through Apr 27, 2021 as of Apr 28, 2021 at 12:05 AM

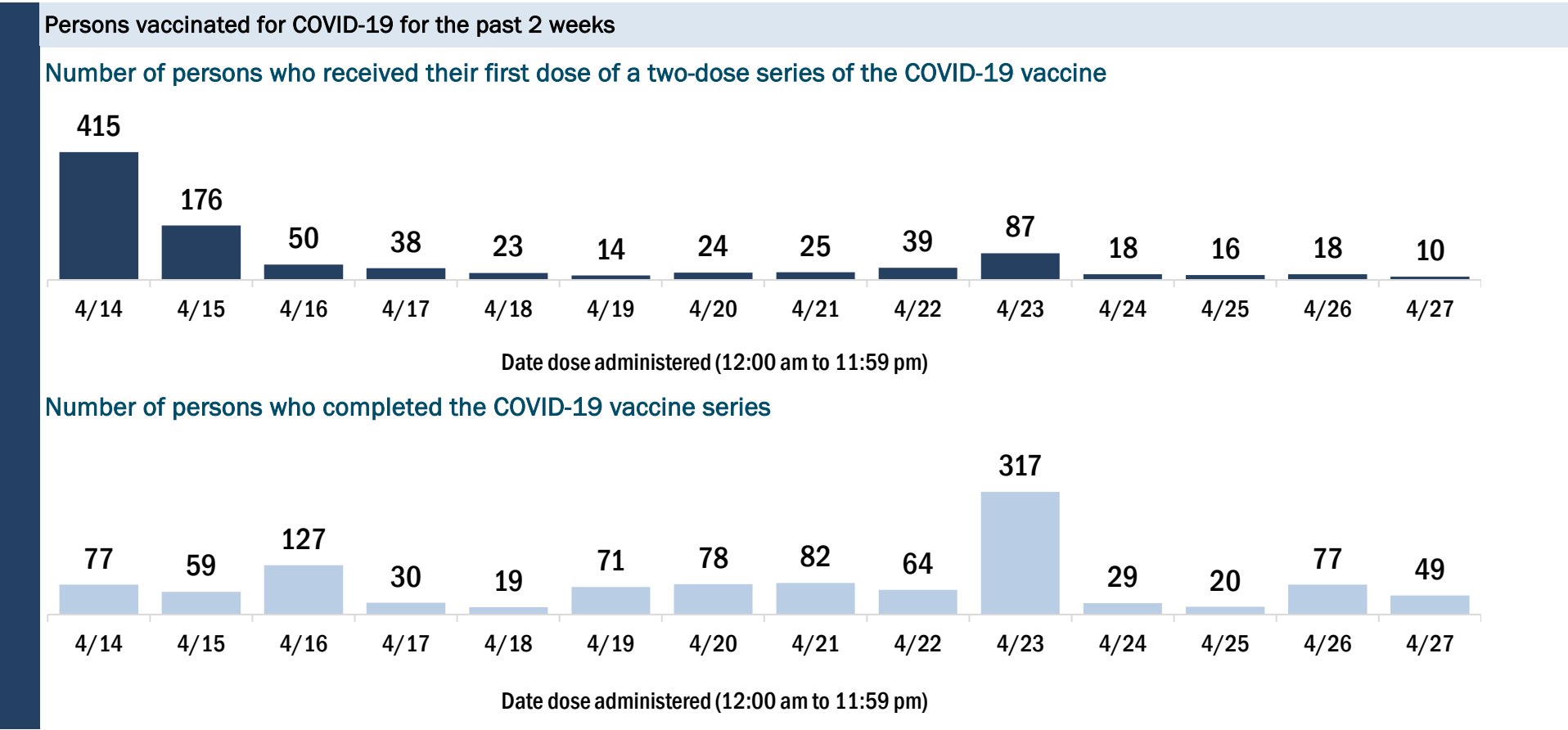
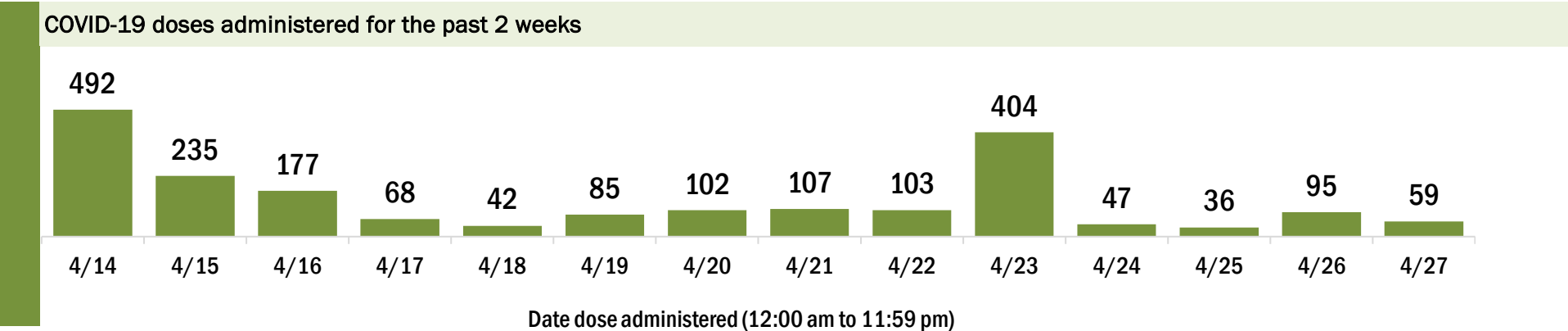
Data in this report are provisional and subject to change.

Data in this summary pertain to COVID-19 vaccines approved by the U.S. Food and Drug Administration and have been issued an Emergency Use Authorization (Janssen COVID-19 Vaccine, Moderna COVID-19 Vaccine and Pfizer-BioNTech COVID-19 Vaccine). These data summarize the number of people who have received either their first dose or have completed the series for a COVID-19 vaccine. **A person can only be counted in one category, first dose or series complete.** For persons receiving Moderna or Pfizer vaccines, once they receive their second dose, they are moved from the first dose column to the series completed column. **Because of this, the total first dose category may show a change from report to report not matching the total receiving their first dose from the previous day.** Persons receiving Johnson & Johnson vaccines will always be counted in the series completed column.

COVID-19 doses for vaccinated persons in Florida	
Doses administered	17,461
People receiving one dose of a 1-dose series (Johnson & Johnson) or receiving only one dose of a 2-dose series (Moderna, Pfizer) count once. Persons receiving both doses of a 2-dose series count twice.	

Current status of persons vaccinated for COVID-19 in Florida	
Total people vaccinated	10,656
First dose	3,378
Series completed	7,278
Completed 1-dose series	473
Completed 2-dose series	6,805
First dose: current number of people who have only received their first dose of the Moderna or Pfizer vaccine.	
Series complete: current number of people who have received both Moderna or Pfizer vaccine doses or one Johnson & Johnson dose and are considered fully immunized.	

Demographic summary	First dose	Series complete	Total people vaccinated
Age group	3,378	7,278	10,656
16-24 years	241	142	383
25-34 years	444	297	741
35-44 years	575	512	1,087
45-54 years	676	841	1,517
55-64 years	741	1,628	2,369
65-74 years	442	2,453	2,895
75-84 years	200	1,135	1,335
85+ years	59	270	329
Race	3,378	7,278	10,656
White	2,425	5,399	7,824
Black	551	539	1,090
American Indian/Alaskan	12	33	45
Other	188	930	1,118
Unknown	202	377	579
Other race includes Asian, native Hawaiian/Pacific Islander, or other.			
Ethnicity	3,378	7,278	10,656
Hispanic	82	127	209
Non-Hispanic	1,859	5,799	7,658
Unknown	1,437	1,352	2,789
Gender	3,378	7,278	10,656
Female	1,350	4,075	5,425
Male	2,027	3,202	5,229
Unknown	1	1	2



COVID-19: Walton County vaccine summary

Vaccination data through Apr 27, 2021 as of Apr 28, 2021 at 12:05 AM

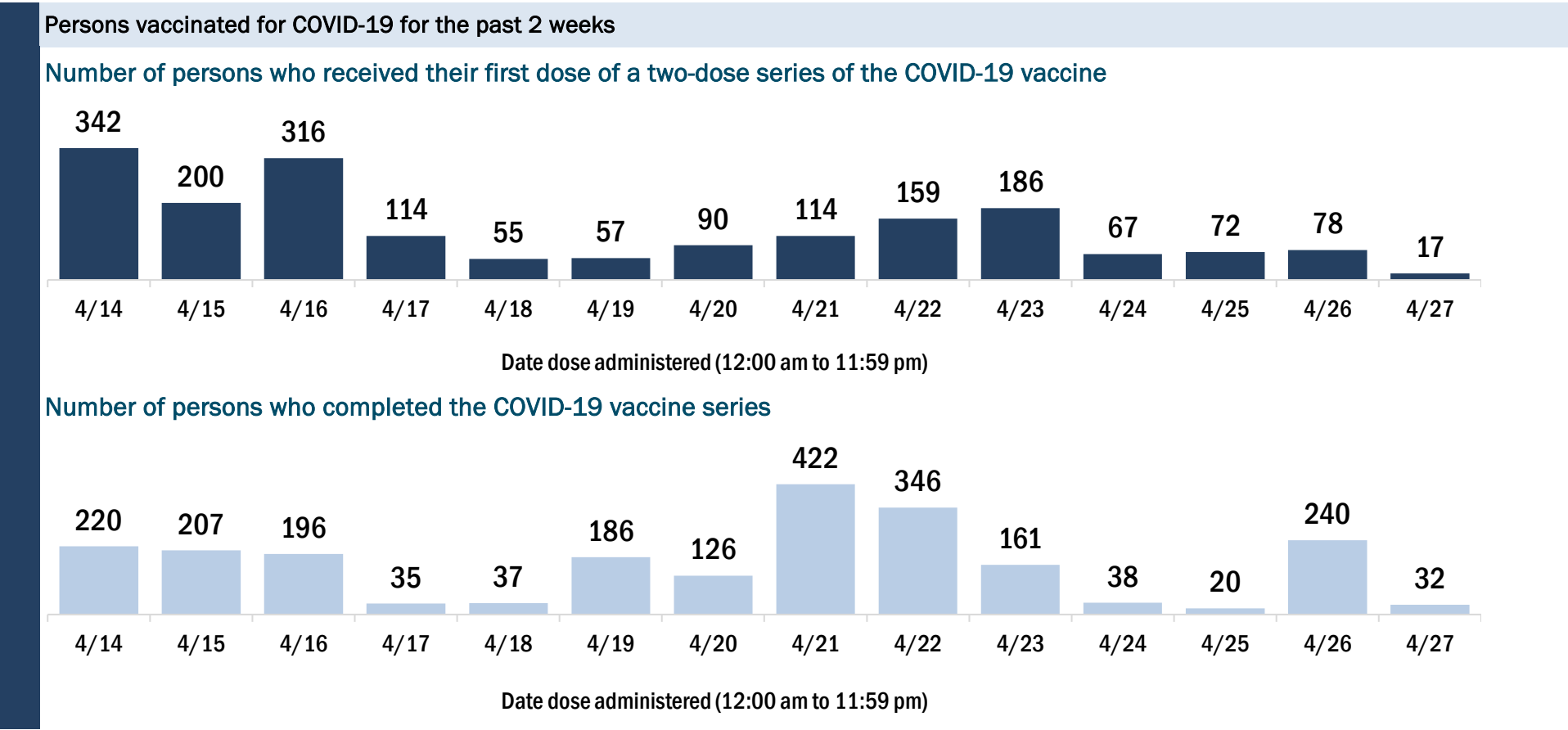
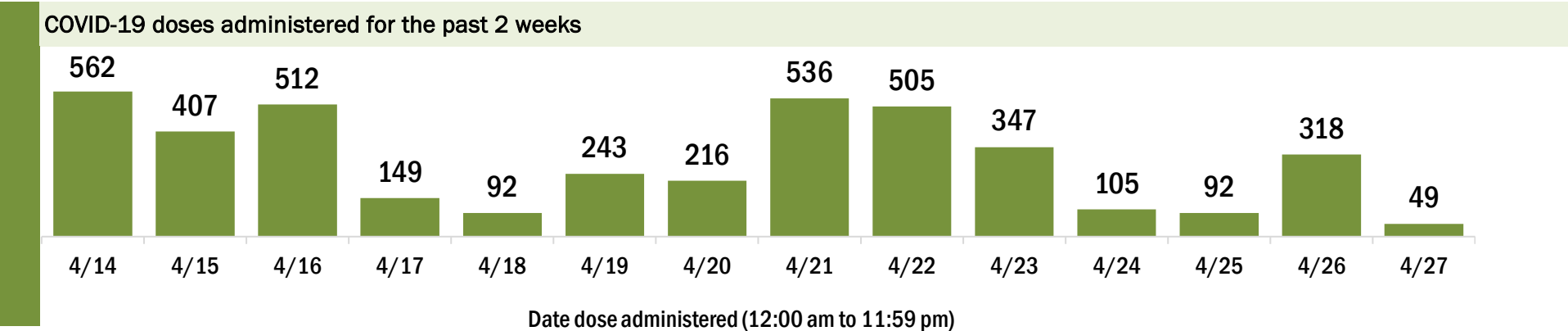
Data in this report are provisional and subject to change.

Data in this summary pertain to COVID-19 vaccines approved by the U.S. Food and Drug Administration and have been issued an Emergency Use Authorization (Janssen COVID-19 Vaccine, Moderna COVID-19 Vaccine and Pfizer-BioNTech COVID-19 Vaccine). These data summarize the number of people who have received either their first dose or have completed the series for a COVID-19 vaccine. **A person can only be counted in one category, first dose or series complete.** For persons receiving Moderna or Pfizer vaccines, once they receive their second dose, they are moved from the first dose column to the series completed column. **Because of this, the total first dose category may show a change from report to report not matching the total receiving their first dose from the previous day.** Persons receiving Johnson & Johnson vaccines will always be counted in the series completed column.

COVID-19 doses for vaccinated persons in Florida	
Doses administered	37,896
People receiving one dose of a 1-dose series (Johnson & Johnson) or receiving only one dose of a 2-dose series (Moderna, Pfizer) count once. Persons receiving both doses of a 2-dose series count twice.	

Current status of persons vaccinated for COVID-19 in Florida	
Total people vaccinated	23,075
First dose	7,189
Series completed	15,886
Completed 1-dose series	1,065
Completed 2-dose series	14,821
First dose: current number of people who have only received their first dose of the Moderna or Pfizer vaccine.	
Series complete: current number of people who have received both Moderna or Pfizer vaccine doses or one Johnson & Johnson dose and are considered fully immunized.	

Demographic summary	First dose	Series complete	Total people vaccinated
Age group	7,189	15,886	23,075
16-24 years	496	190	686
25-34 years	713	440	1,153
35-44 years	1,069	903	1,972
45-54 years	1,276	1,530	2,806
55-64 years	1,692	3,731	5,423
65-74 years	1,254	5,894	7,148
75-84 years	551	2,508	3,059
85+ years	138	690	828
Race	7,189	15,886	23,075
White	5,160	12,043	17,203
Black	313	275	588
American Indian/Alaskan	24	63	87
Other	509	704	1,213
Unknown	1,183	2,801	3,984
Other race includes Asian, native Hawaiian/Pacific Islander, or other.			
Ethnicity	7,189	15,886	23,075
Hispanic	436	340	776
Non-Hispanic	4,528	10,496	15,024
Unknown	2,225	5,050	7,275
Gender	7,189	15,886	23,075
Female	3,568	8,750	12,318
Male	3,619	7,134	10,753
Unknown	2	2	4



COVID-19: Washington County vaccine summary

Vaccination data through Apr 27, 2021 as of Apr 28, 2021 at 12:05 AM

Data in this report are provisional and subject to change.

Data in this summary pertain to COVID-19 vaccines approved by the U.S. Food and Drug Administration and have been issued an Emergency Use Authorization (Janssen COVID-19 Vaccine, Moderna COVID-19 Vaccine and Pfizer-BioNTech COVID-19 Vaccine). These data summarize the number of people who have received either their first dose or have completed the series for a COVID-19 vaccine. **A person can only be counted in one category, first dose or series complete.** For persons receiving Moderna or Pfizer vaccines, once they receive their second dose, they are moved from the first dose column to the series completed column. **Because of this, the total first dose category may show a change from report to report not matching the total receiving their first dose from the previous day.** Persons receiving Johnson & Johnson vaccines will always be counted in the series completed column.

COVID-19 doses for vaccinated persons in Florida	
Doses administered	8,823
People receiving one dose of a 1-dose series (Johnson & Johnson) or receiving only one dose of a 2-dose series (Moderna, Pfizer) count once. Persons receiving both doses of a 2-dose series count twice.	

Current status of persons vaccinated for COVID-19 in Florida	
Total people vaccinated	5,337
First dose	1,523
Series completed	3,814
Completed 1-dose series	328
Completed 2-dose series	3,486
First dose: current number of people who have only received their first dose of the Moderna or Pfizer vaccine.	
Series complete: current number of people who have received both Moderna or Pfizer vaccine doses or one Johnson & Johnson dose and are considered fully immunized.	

Demographic summary	First dose	Series complete	Total people vaccinated
Age group	1,523	3,814	5,337
16-24 years	77	33	110
25-34 years	169	104	273
35-44 years	268	167	435
45-54 years	308	350	658
55-64 years	402	882	1,284
65-74 years	179	1,297	1,476
75-84 years	85	737	822
85+ years	35	244	279
Race	1,523	3,814	5,337
White	880	2,996	3,876
Black	190	385	575
American Indian/Alaskan	19	47	66
Other	51	181	232
Unknown	383	205	588
Other race includes Asian, native Hawaiian/Pacific Islander, or other.			
Ethnicity	1,523	3,814	5,337
Hispanic	61	59	120
Non-Hispanic	1,211	3,079	4,290
Unknown	251	676	927
Gender	1,523	3,814	5,337
Female	555	2,116	2,671
Male	967	1,698	2,665
Unknown	1	0	1

