

# COVID-19: Florida vaccine summary

Vaccination data through Apr 26, 2021 as of Apr 27, 2021 at 12:05 AM

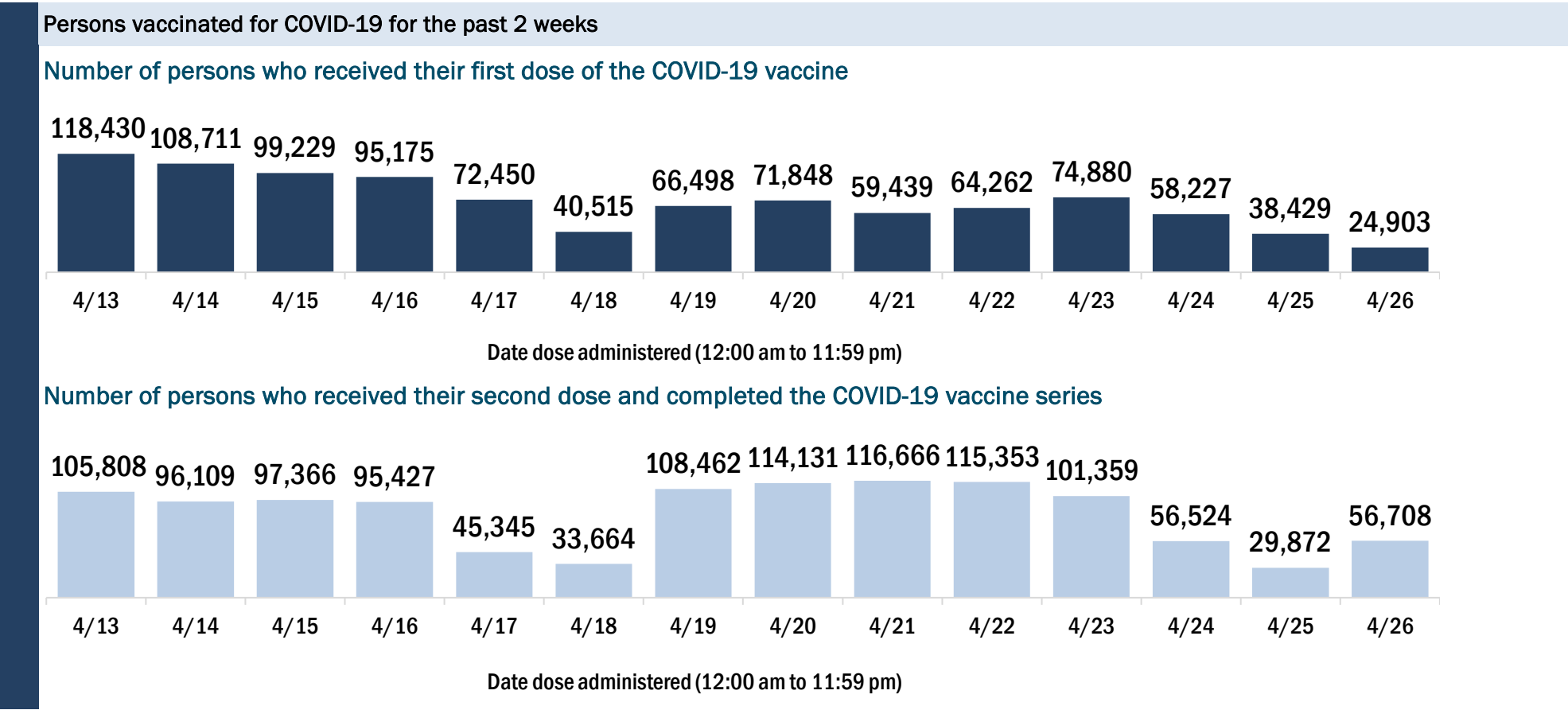
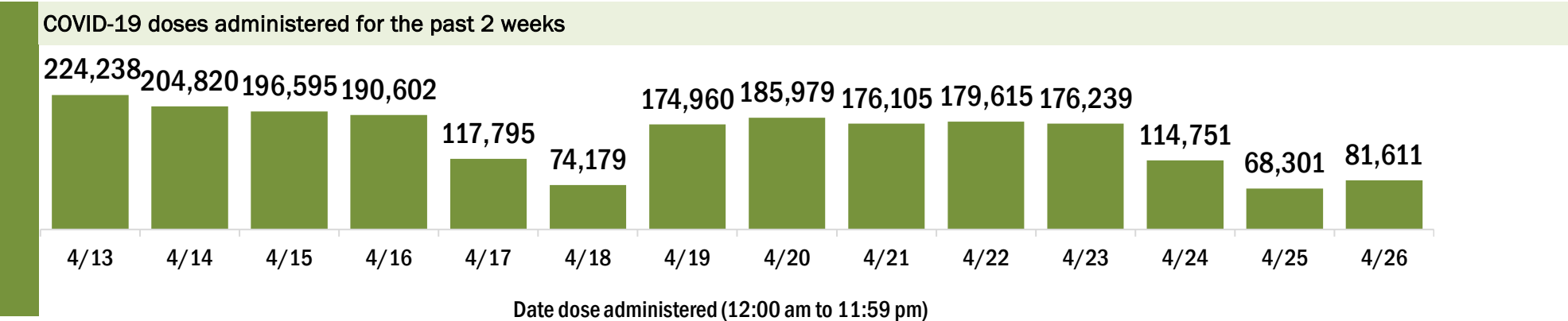
Data in this report are provisional and subject to change. Data are based on county of residence.

Data in this summary pertain to COVID-19 vaccines approved by the U.S. Food and Drug Administration and have been issued an Emergency Use Authorization (Janssen COVID-19 Vaccine, Moderna COVID-19 Vaccine and Pfizer-BioNTech COVID-19 Vaccine). These data summarize the number of people who have received either their first dose or have completed the series for a COVID-19 vaccine. **A person can only be counted in one category, first dose or series complete.** For persons receiving Moderna or Pfizer vaccines, once they receive their second dose, they are moved from the first dose column to the series completed column. **Because of this, the total first dose category may show a change from report to report not matching the total receiving their first dose from the previous day.** Persons receiving Johnson & Johnson vaccines will always be counted in the series completed column.

COVID-19 doses for vaccinated persons in Florida	
Doses administered	13,975,770
People receiving one dose of a 1-dose series (Johnson & Johnson) or receiving only one dose of a 2-dose series (Moderna, Pfizer) count once. Persons receiving both doses of a 2-dose series count twice.	

Current status of persons vaccinated for COVID-19 in Florida	
Total people vaccinated	8,625,933
First dose	2,741,216
Series completed	5,884,717
Completed 1-dose series	534,880
Completed 2-dose series	5,349,837
<b>First dose:</b> current number of people who have only received their first dose of the Moderna or Pfizer vaccine.	
<b>Series complete:</b> current number of people who have received both Moderna or Pfizer vaccine doses or one Johnson & Johnson dose and are considered fully immunized.	

Demographic summary	First dose	Series complete	Total people vaccinated
Age group	2,741,216	5,884,717	8,625,933
16-24 years	319,624	150,513	470,137
25-34 years	379,747	311,746	691,493
35-44 years	432,602	465,641	898,243
45-54 years	458,796	731,755	1,190,551
55-64 years	495,514	1,219,407	1,714,921
65-74 years	363,038	1,704,558	2,067,596
75-84 years	207,595	977,868	1,185,463
85+ years	84,300	323,229	407,529
Race	2,741,216	5,884,717	8,625,933
White	1,737,422	4,051,913	5,789,335
Black	204,059	385,451	589,510
American Indian/Alaskan	11,433	19,830	31,263
Other	321,769	598,378	920,147
Unknown	466,533	829,145	1,295,678
Other race includes Asian, native Hawaiian/Pacific Islander, or other.			
Ethnicity	2,741,216	5,884,717	8,625,933
Hispanic	569,587	795,946	1,365,533
Non-Hispanic	1,242,597	3,181,319	4,423,916
Unknown	929,032	1,907,452	2,836,484
Gender	2,741,216	5,884,717	8,625,933
Female	1,432,931	3,325,312	4,758,243
Male	1,295,063	2,550,963	3,846,026
Unknown	13,222	8,442	21,664



# COVID-19: Alachua County vaccine summary

Vaccination data through Apr 26, 2021 as of Apr 27, 2021 at 12:05 AM

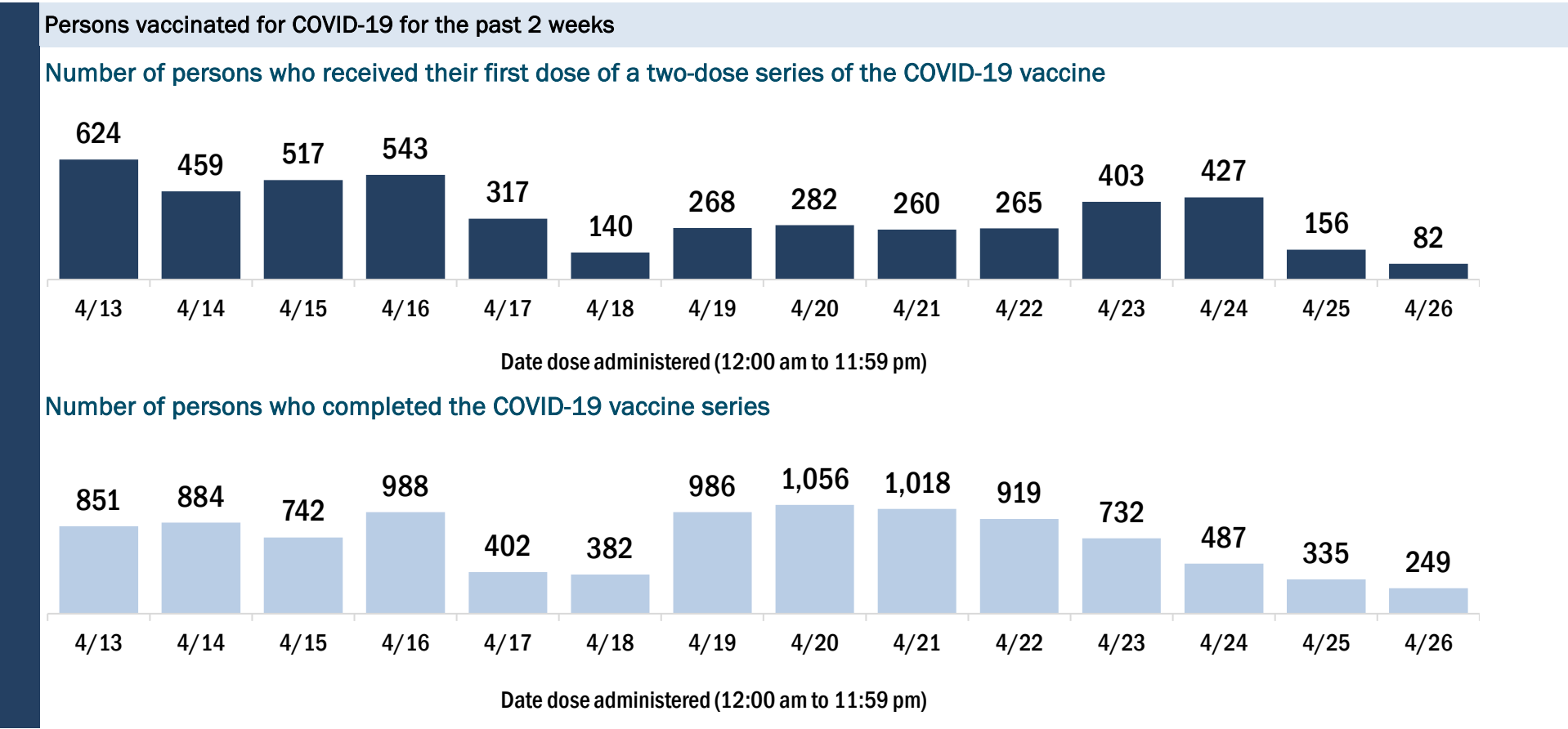
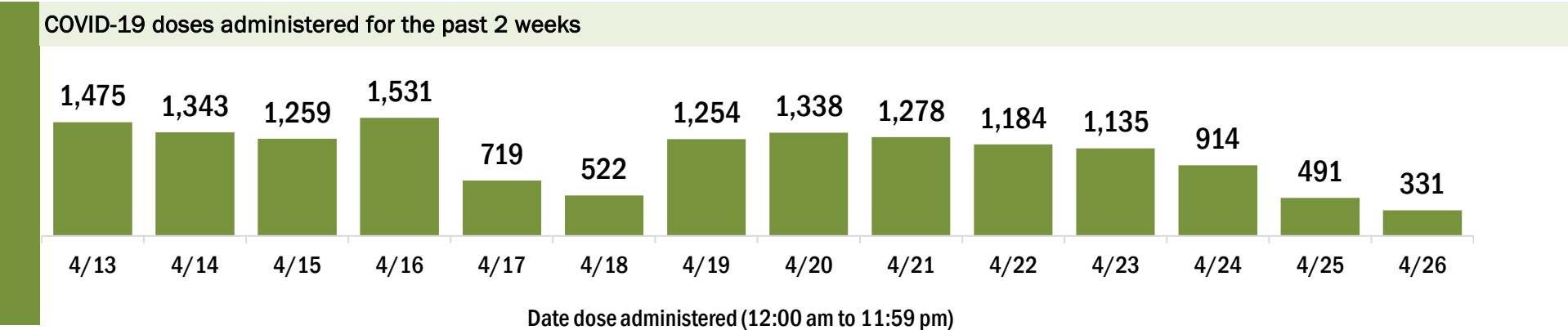
Data in this report are provisional and subject to change.

Data in this summary pertain to COVID-19 vaccines approved by the U.S. Food and Drug Administration and have been issued an Emergency Use Authorization (Janssen COVID-19 Vaccine, Moderna COVID-19 Vaccine and Pfizer-BioNTech COVID-19 Vaccine). These data summarize the number of people who have received either their first dose or have completed the series for a COVID-19 vaccine. **A person can only be counted in one category, first dose or series complete.** For persons receiving Moderna or Pfizer vaccines, once they receive their second dose, they are moved from the first dose column to the series completed column. **Because of this, the total first dose category may show a change from report to report not matching the total receiving their first dose from the previous day.** Persons receiving Johnson & Johnson vaccines will always be counted in the series completed column.

COVID-19 doses for vaccinated persons in Florida	
Doses administered	182,362
People receiving one dose of a 1-dose series (Johnson & Johnson) or receiving only one dose of a 2-dose series (Moderna, Pfizer) count once. Persons receiving both doses of a 2-dose series count twice.	

Current status of persons vaccinated for COVID-19 in Florida	
Total people vaccinated	108,785
First dose	30,917
Series completed	77,868
Completed 1-dose series	4,291
Completed 2-dose series	73,577
First dose: current number of people who have only received their first dose of the Moderna or Pfizer vaccine.	
Series complete: current number of people who have received both Moderna or Pfizer vaccine doses or one Johnson & Johnson dose and are considered fully immunized.	

Demographic summary	First dose	Series complete	Total people vaccinated
Age group	30,917	77,868	108,785
16-24 years	8,162	6,360	14,522
25-34 years	5,916	10,708	16,624
35-44 years	4,764	8,895	13,659
45-54 years	4,218	9,148	13,366
55-64 years	4,769	12,639	17,408
65-74 years	1,820	17,915	19,735
75-84 years	860	8,936	9,796
85+ years	408	3,267	3,675
Race	30,917	77,868	108,785
White	19,636	54,622	74,258
Black	3,566	7,564	11,130
American Indian/Alaskan	112	243	355
Other	5,024	11,467	16,491
Unknown	2,579	3,972	6,551
Other race includes Asian, native Hawaiian/Pacific Islander, or other.			
Ethnicity	30,917	77,868	108,785
Hispanic	3,808	5,186	8,994
Non-Hispanic	18,671	52,697	71,368
Unknown	8,438	19,985	28,423
Gender	30,917	77,868	108,785
Female	16,041	45,807	61,848
Male	14,808	32,025	46,833
Unknown	68	36	104



# COVID-19: Baker County vaccine summary

Vaccination data through Apr 26, 2021 as of Apr 27, 2021 at 12:05 AM

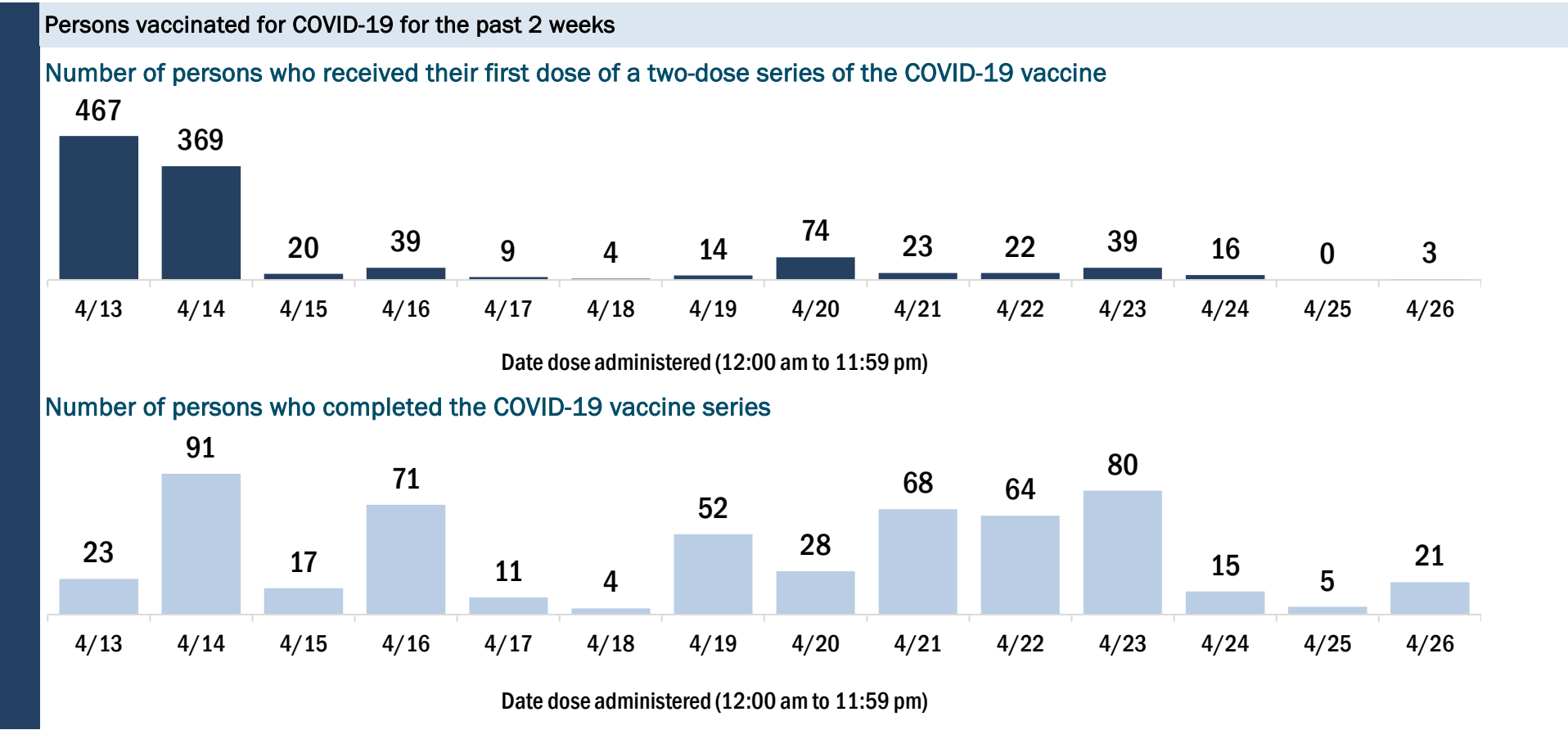
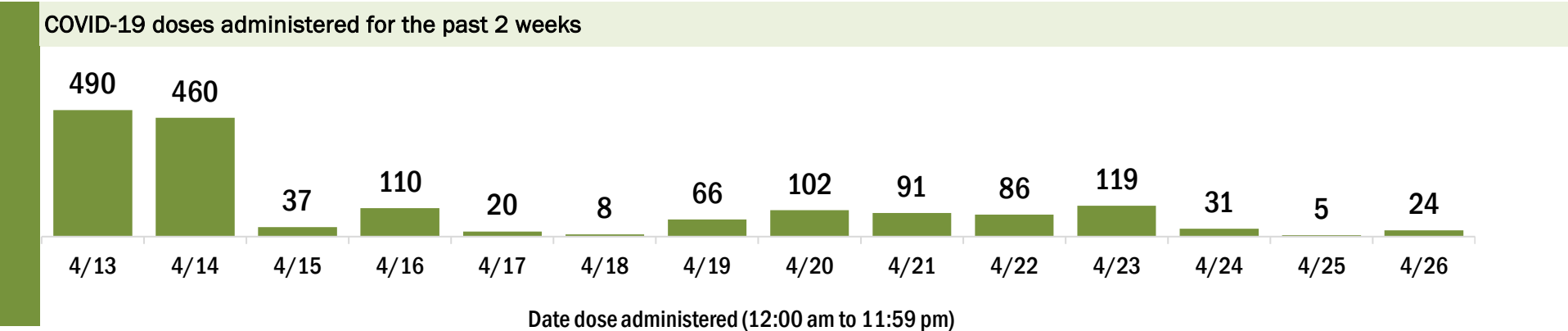
Data in this report are provisional and subject to change.

Data in this summary pertain to COVID-19 vaccines approved by the U.S. Food and Drug Administration and have been issued an Emergency Use Authorization (Janssen COVID-19 Vaccine, Moderna COVID-19 Vaccine and Pfizer-BioNTech COVID-19 Vaccine). These data summarize the number of people who have received either their first dose or have completed the series for a COVID-19 vaccine. **A person can only be counted in one category, first dose or series complete.** For persons receiving Moderna or Pfizer vaccines, once they receive their second dose, they are moved from the first dose column to the series completed column. **Because of this, the total first dose category may show a change from report to report not matching the total receiving their first dose from the previous day.** Persons receiving Johnson & Johnson vaccines will always be counted in the series completed column.

COVID-19 doses for vaccinated persons in Florida	
Doses administered	9,412
People receiving one dose of a 1-dose series (Johnson & Johnson) or receiving only one dose of a 2-dose series (Moderna, Pfizer) count once. Persons receiving both doses of a 2-dose series count twice.	

Current status of persons vaccinated for COVID-19 in Florida	
Total people vaccinated	5,807
First dose	2,059
Series completed	3,748
Completed 1-dose series	143
Completed 2-dose series	3,605
First dose: current number of people who have only received their first dose of the Moderna or Pfizer vaccine.	
Series complete: current number of people who have received both Moderna or Pfizer vaccine doses or one Johnson & Johnson dose and are considered fully immunized.	

Demographic summary	First dose	Series complete	Total people vaccinated
Age group	2,059	3,748	5,807
16-24 years	111	58	169
25-34 years	275	142	417
35-44 years	427	212	639
45-54 years	492	383	875
55-64 years	463	826	1,289
65-74 years	178	1,270	1,448
75-84 years	79	670	749
85+ years	34	187	221
Race	2,059	3,748	5,807
White	1,340	2,987	4,327
Black	543	326	869
American Indian/Alaskan	5	21	26
Other	125	212	337
Unknown	46	202	248
Other race includes Asian, native Hawaiian/Pacific Islander, or other.			
Ethnicity	2,059	3,748	5,807
Hispanic	63	69	132
Non-Hispanic	1,166	2,694	3,860
Unknown	830	985	1,815
Gender	2,059	3,748	5,807
Female	678	2,107	2,785
Male	1,379	1,641	3,020
Unknown	2	0	2



# COVID-19: Bay County vaccine summary

Vaccination data through Apr 26, 2021 as of Apr 27, 2021 at 12:05 AM

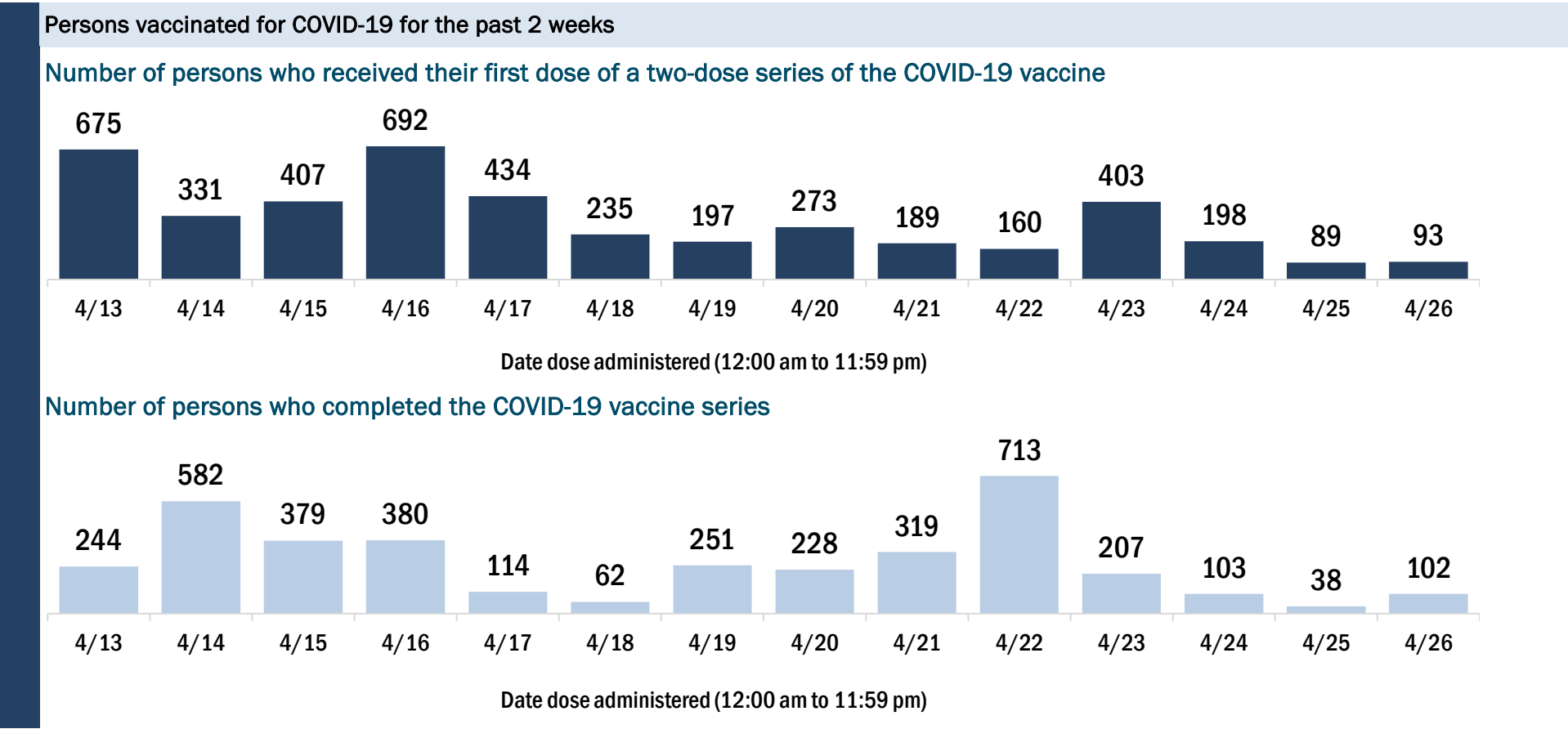
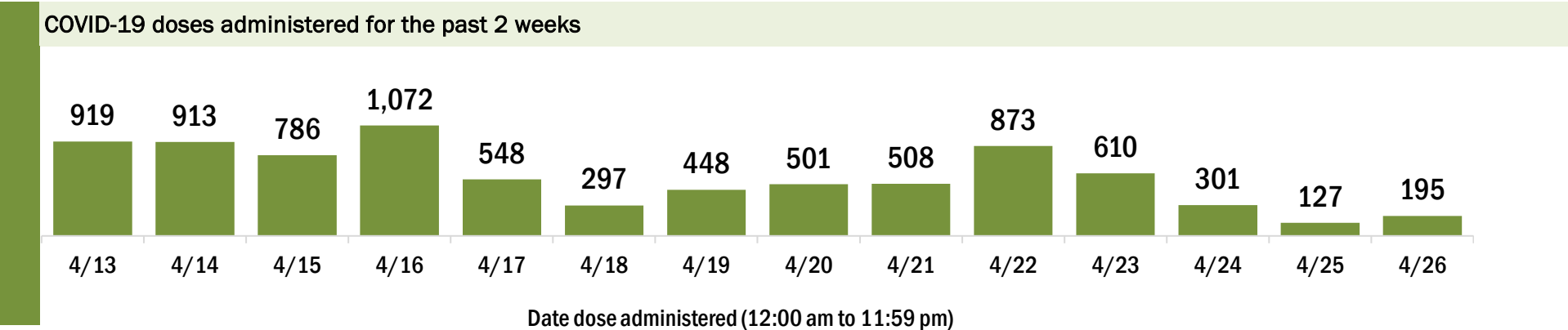
Data in this report are provisional and subject to change.

Data in this summary pertain to COVID-19 vaccines approved by the U.S. Food and Drug Administration and have been issued an Emergency Use Authorization (Janssen COVID-19 Vaccine, Moderna COVID-19 Vaccine and Pfizer-BioNTech COVID-19 Vaccine). These data summarize the number of people who have received either their first dose or have completed the series for a COVID-19 vaccine. **A person can only be counted in one category, first dose or series complete.** For persons receiving Moderna or Pfizer vaccines, once they receive their second dose, they are moved from the first dose column to the series completed column. **Because of this, the total first dose category may show a change from report to report not matching the total receiving their first dose from the previous day.** Persons receiving Johnson & Johnson vaccines will always be counted in the series completed column.

COVID-19 doses for vaccinated persons in Florida	
Doses administered	81,922
People receiving one dose of a 1-dose series (Johnson & Johnson) or receiving only one dose of a 2-dose series (Moderna, Pfizer) count once. Persons receiving both doses of a 2-dose series count twice.	

Current status of persons vaccinated for COVID-19 in Florida	
Total people vaccinated	50,094
First dose	13,253
Series completed	36,841
Completed 1-dose series	5,013
Completed 2-dose series	31,828
First dose: current number of people who have only received their first dose of the Moderna or Pfizer vaccine.	
Series complete: current number of people who have received both Moderna or Pfizer vaccine doses or one Johnson & Johnson dose and are considered fully immunized.	

Demographic summary	First dose	Series complete	Total people vaccinated
Age group	13,253	36,841	50,094
16-24 years	1,320	689	2,009
25-34 years	1,621	1,551	3,172
35-44 years	1,976	2,725	4,701
45-54 years	2,403	4,138	6,541
55-64 years	3,170	8,388	11,558
65-74 years	1,674	11,710	13,384
75-84 years	803	5,830	6,633
85+ years	286	1,810	2,096
Race	13,253	36,841	50,094
White	8,287	26,317	34,604
Black	906	2,373	3,279
American Indian/Alaskan	68	175	243
Other	1,556	2,791	4,347
Unknown	2,436	5,185	7,621
Other race includes Asian, native Hawaiian/Pacific Islander, or other.			
Ethnicity	13,253	36,841	50,094
Hispanic	1,046	1,301	2,347
Non-Hispanic	7,425	22,822	30,247
Unknown	4,782	12,718	17,500
Gender	13,253	36,841	50,094
Female	7,222	20,577	27,799
Male	6,027	16,258	22,285
Unknown	4	6	10





# COVID-19: Bradford County vaccine summary

Vaccination data through Apr 26, 2021 as of Apr 27, 2021 at 12:05 AM

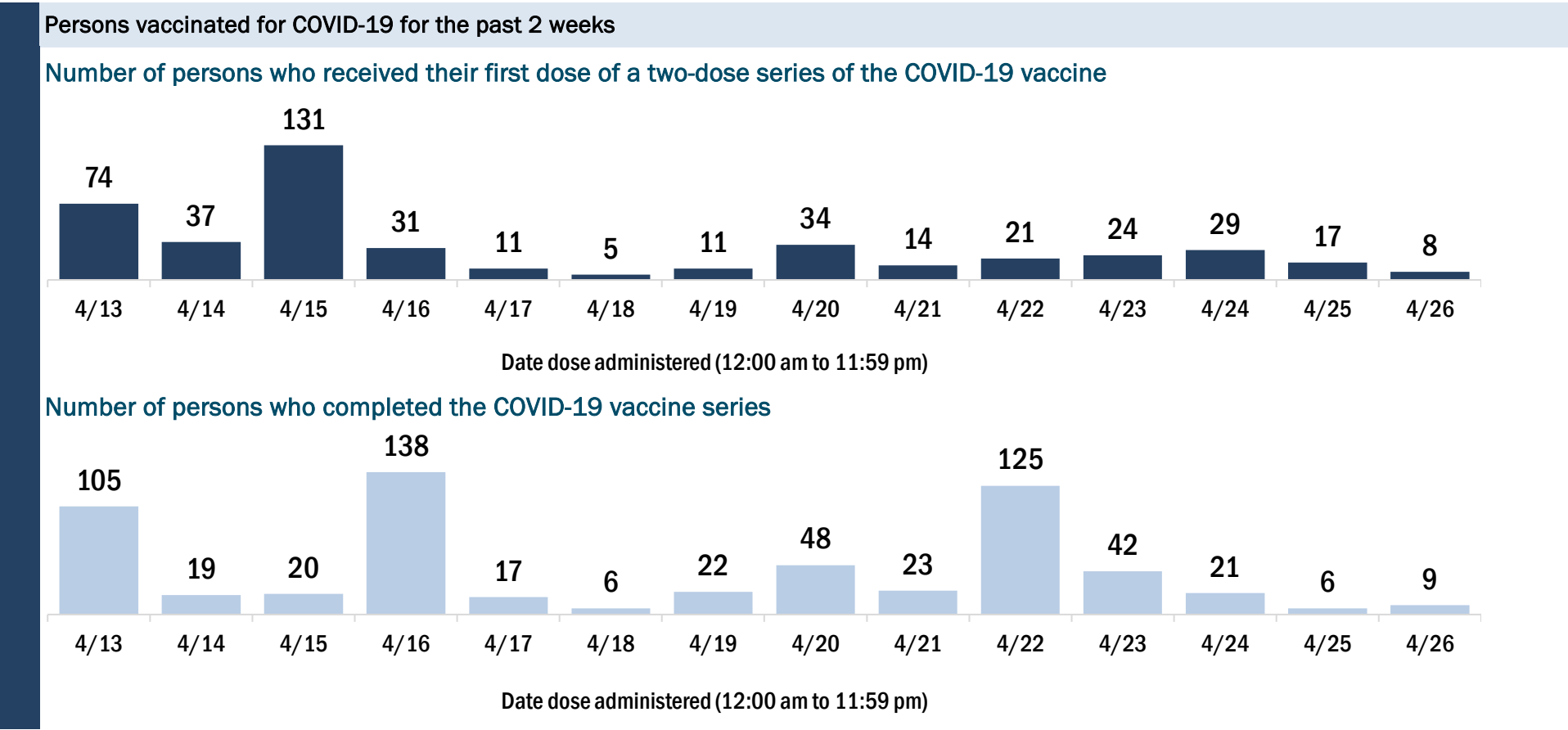
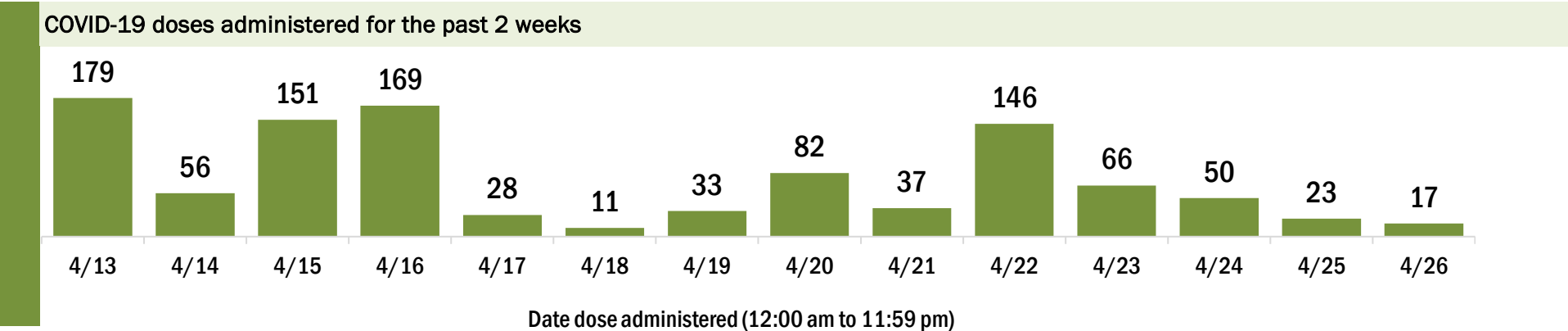
Data in this report are provisional and subject to change.

Data in this summary pertain to COVID-19 vaccines approved by the U.S. Food and Drug Administration and have been issued an Emergency Use Authorization (Janssen COVID-19 Vaccine, Moderna COVID-19 Vaccine and Pfizer-BioNTech COVID-19 Vaccine). These data summarize the number of people who have received either their first dose or have completed the series for a COVID-19 vaccine. **A person can only be counted in one category, first dose or series complete.** For persons receiving Moderna or Pfizer vaccines, once they receive their second dose, they are moved from the first dose column to the series completed column. **Because of this, the total first dose category may show a change from report to report not matching the total receiving their first dose from the previous day.** Persons receiving Johnson & Johnson vaccines will always be counted in the series completed column.

COVID-19 doses for vaccinated persons in Florida	
Doses administered	10,195
People receiving one dose of a 1-dose series (Johnson & Johnson) or receiving only one dose of a 2-dose series (Moderna, Pfizer) count once. Persons receiving both doses of a 2-dose series count twice.	

Current status of persons vaccinated for COVID-19 in Florida	
Total people vaccinated	6,514
First dose	2,496
Series completed	4,018
Completed 1-dose series	337
Completed 2-dose series	3,681
<b>First dose:</b> current number of people who have only received their first dose of the Moderna or Pfizer vaccine.	
<b>Series complete:</b> current number of people who have received both Moderna or Pfizer vaccine doses or one Johnson & Johnson dose and are considered fully immunized.	

Demographic summary	First dose	Series complete	Total people vaccinated
Age group	2,496	4,018	6,514
16-24 years	157	42	199
25-34 years	364	128	492
35-44 years	564	157	721
45-54 years	560	343	903
55-64 years	554	875	1,429
65-74 years	198	1,403	1,601
75-84 years	72	812	884
85+ years	27	258	285
Race	2,496	4,018	6,514
White	1,425	3,049	4,474
Black	818	475	1,293
American Indian/Alaskan	4	30	34
Other	177	330	507
Unknown	72	134	206
Other race includes Asian, native Hawaiian/Pacific Islander, or other.			
Ethnicity	2,496	4,018	6,514
Hispanic	149	56	205
Non-Hispanic	1,593	3,500	5,093
Unknown	754	462	1,216
Gender	2,496	4,018	6,514
Female	626	2,358	2,984
Male	1,869	1,660	3,529
Unknown	1	0	1



# COVID-19: Brevard County vaccine summary

Vaccination data through Apr 26, 2021 as of Apr 27, 2021 at 12:05 AM

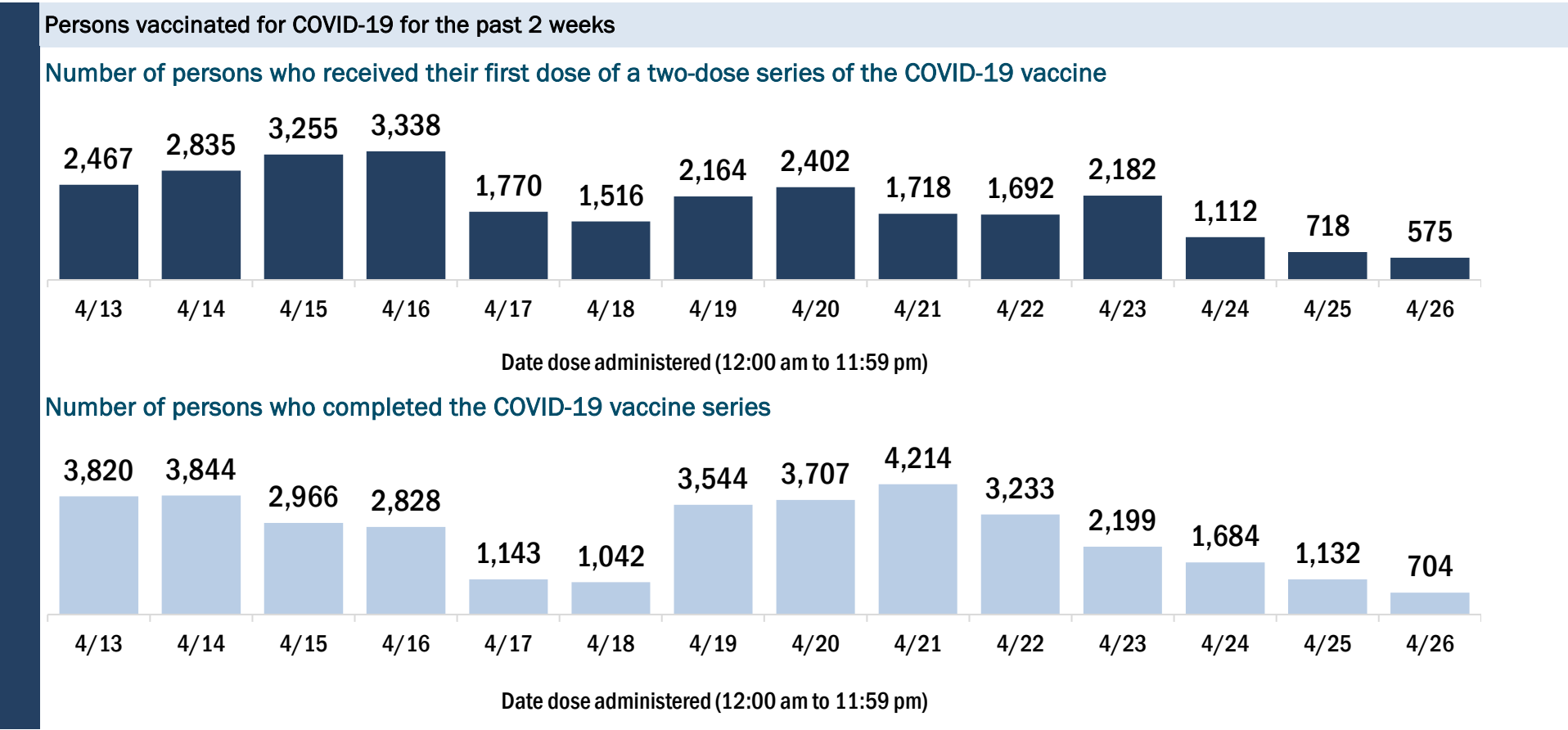
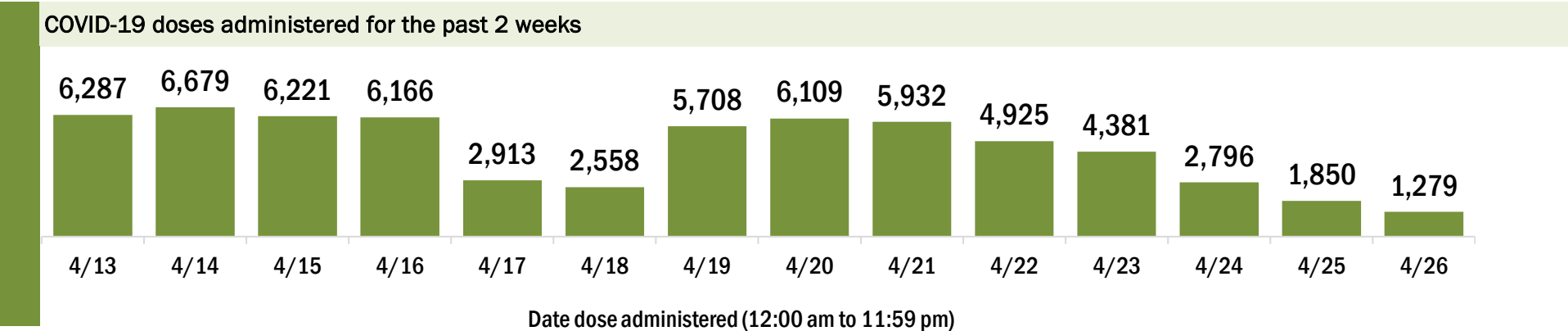
Data in this report are provisional and subject to change.

Data in this summary pertain to COVID-19 vaccines approved by the U.S. Food and Drug Administration and have been issued an Emergency Use Authorization (Janssen COVID-19 Vaccine, Moderna COVID-19 Vaccine and Pfizer-BioNTech COVID-19 Vaccine). These data summarize the number of people who have received either their first dose or have completed the series for a COVID-19 vaccine. **A person can only be counted in one category, first dose or series complete.** For persons receiving Moderna or Pfizer vaccines, once they receive their second dose, they are moved from the first dose column to the series completed column. **Because of this, the total first dose category may show a change from report to report not matching the total receiving their first dose from the previous day.** Persons receiving Johnson & Johnson vaccines will always be counted in the series completed column.

COVID-19 doses for vaccinated persons in Florida	
Doses administered	381,652
People receiving one dose of a 1-dose series (Johnson & Johnson) or receiving only one dose of a 2-dose series (Moderna, Pfizer) count once. Persons receiving both doses of a 2-dose series count twice.	

Current status of persons vaccinated for COVID-19 in Florida	
Total people vaccinated	237,616
First dose	77,807
Series completed	159,809
Completed 1-dose series	15,773
Completed 2-dose series	144,036
<b>First dose:</b> current number of people who have only received their first dose of the Moderna or Pfizer vaccine.	
<b>Series complete:</b> current number of people who have received both Moderna or Pfizer vaccine doses or one Johnson & Johnson dose and are considered fully immunized.	

Demographic summary	First dose	Series complete	Total people vaccinated
Age group	77,807	159,809	237,616
16-24 years	8,343	2,572	10,915
25-34 years	9,938	5,581	15,519
35-44 years	11,060	8,965	20,025
45-54 years	12,185	15,875	28,060
55-64 years	16,897	36,580	53,477
65-74 years	10,611	50,776	61,387
75-84 years	6,095	28,972	35,067
85+ years	2,678	10,488	13,166
Race	77,807	159,809	237,616
White	51,438	109,126	160,564
Black	5,288	8,032	13,320
American Indian/Alaskan	411	692	1,103
Other	7,799	13,911	21,710
Unknown	12,871	28,048	40,919
Other race includes Asian, native Hawaiian/Pacific Islander, or other.			
Ethnicity	77,807	159,809	237,616
Hispanic	7,061	6,896	13,957
Non-Hispanic	46,290	88,151	134,441
Unknown	24,456	64,762	89,218
Gender	77,807	159,809	237,616
Female	41,053	92,624	133,677
Male	36,601	66,977	103,578
Unknown	153	208	361



# COVID-19: Broward County vaccine summary

Vaccination data through Apr 26, 2021 as of Apr 27, 2021 at 12:05 AM

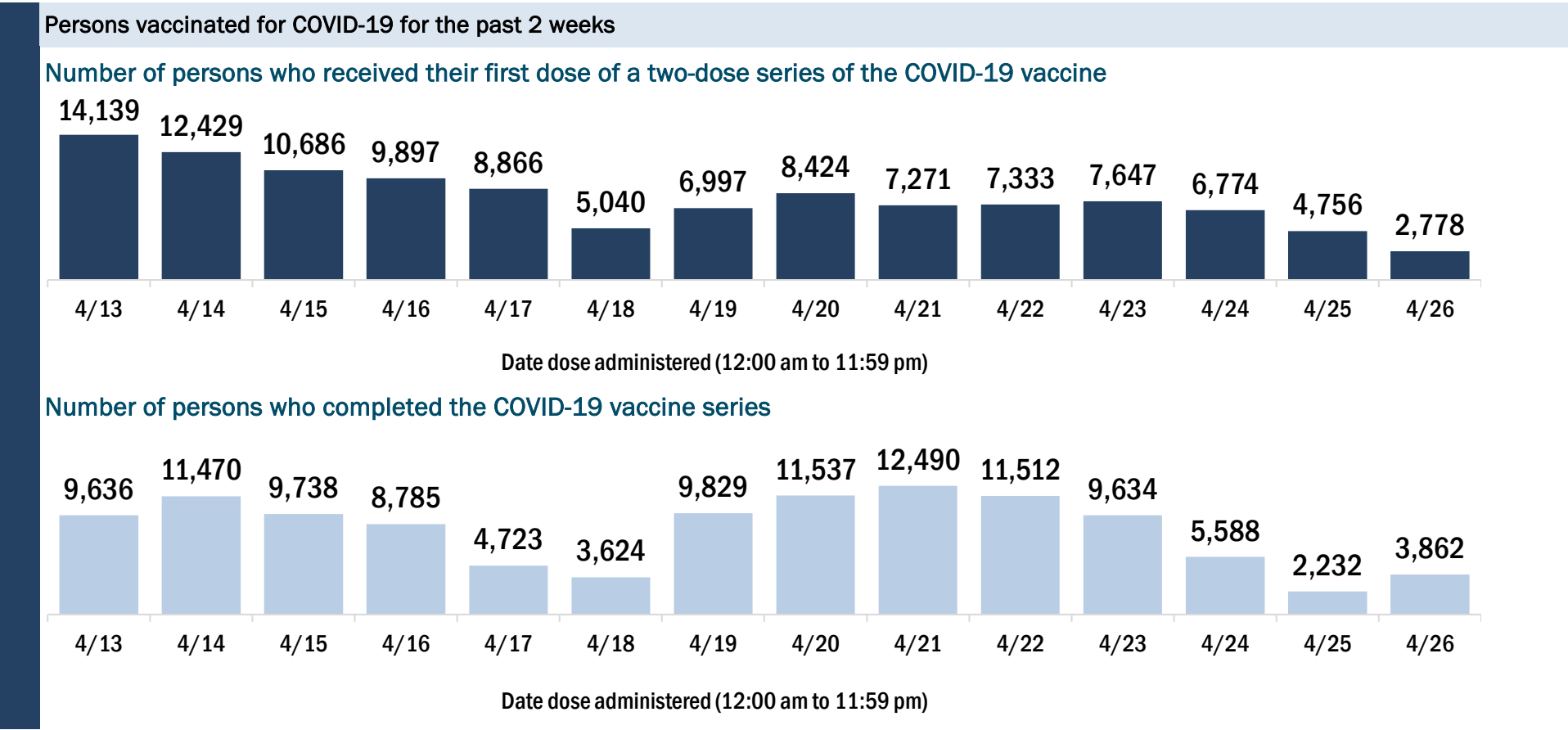
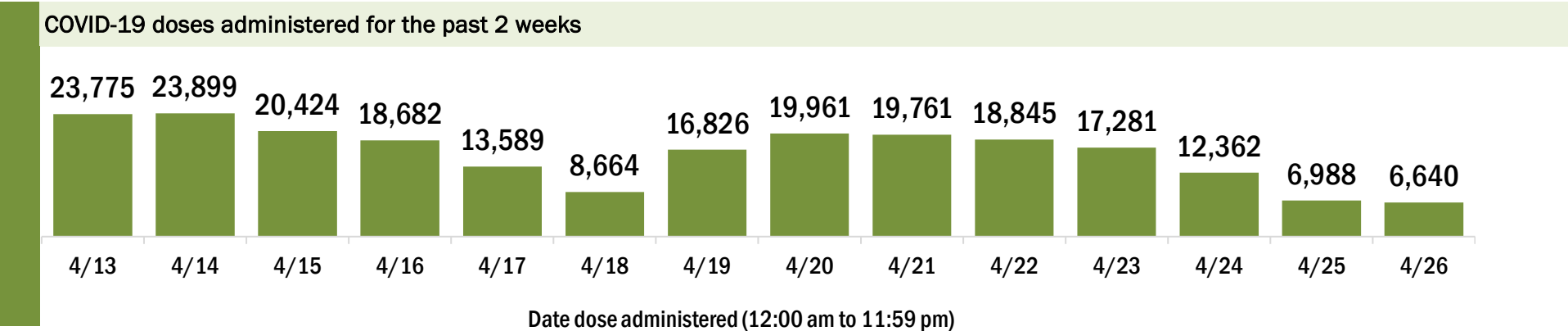
Data in this report are provisional and subject to change.

Data in this summary pertain to COVID-19 vaccines approved by the U.S. Food and Drug Administration and have been issued an Emergency Use Authorization (Janssen COVID-19 Vaccine, Moderna COVID-19 Vaccine and Pfizer-BioNTech COVID-19 Vaccine). These data summarize the number of people who have received either their first dose or have completed the series for a COVID-19 vaccine. **A person can only be counted in one category, first dose or series complete.** For persons receiving Moderna or Pfizer vaccines, once they receive their second dose, they are moved from the first dose column to the series completed column. **Because of this, the total first dose category may show a change from report to report not matching the total receiving their first dose from the previous day.** Persons receiving Johnson & Johnson vaccines will always be counted in the series completed column.

COVID-19 doses for vaccinated persons in Florida	
Doses administered	1,283,058
People receiving one dose of a 1-dose series (Johnson & Johnson) or receiving only one dose of a 2-dose series (Moderna, Pfizer) count once. Persons receiving both doses of a 2-dose series count twice.	

Current status of persons vaccinated for COVID-19 in Florida	
Total people vaccinated	798,823
First dose	271,678
Series completed	527,145
Completed 1-dose series	42,910
Completed 2-dose series	484,235
First dose: current number of people who have only received their first dose of the Moderna or Pfizer vaccine.	
Series complete: current number of people who have received both Moderna or Pfizer vaccine doses or one Johnson & Johnson dose and are considered fully immunized.	

Demographic summary	First dose	Series complete	Total people vaccinated
Age group	271,678	527,145	798,823
16-24 years	32,735	15,824	48,559
25-34 years	38,085	30,529	68,614
35-44 years	48,110	51,083	99,193
45-54 years	51,131	85,531	136,662
55-64 years	47,827	125,181	173,008
65-74 years	30,561	128,961	159,522
75-84 years	15,872	65,872	81,744
85+ years	7,357	24,164	31,521
Race	271,678	527,145	798,823
White	151,560	331,940	483,500
Black	35,141	63,426	98,567
American Indian/Alaskan	998	2,175	3,173
Other	35,321	59,799	95,120
Unknown	48,658	69,805	118,463
Other race includes Asian, native Hawaiian/Pacific Islander, or other.			
Ethnicity	271,678	527,145	798,823
Hispanic	76,644	111,540	188,184
Non-Hispanic	108,490	266,565	375,055
Unknown	86,544	149,040	235,584
Gender	271,678	527,145	798,823
Female	141,348	290,424	431,772
Male	129,466	235,882	365,348
Unknown	864	839	1,703



# COVID-19: Calhoun County vaccine summary

Vaccination data through Apr 26, 2021 as of Apr 27, 2021 at 12:05 AM

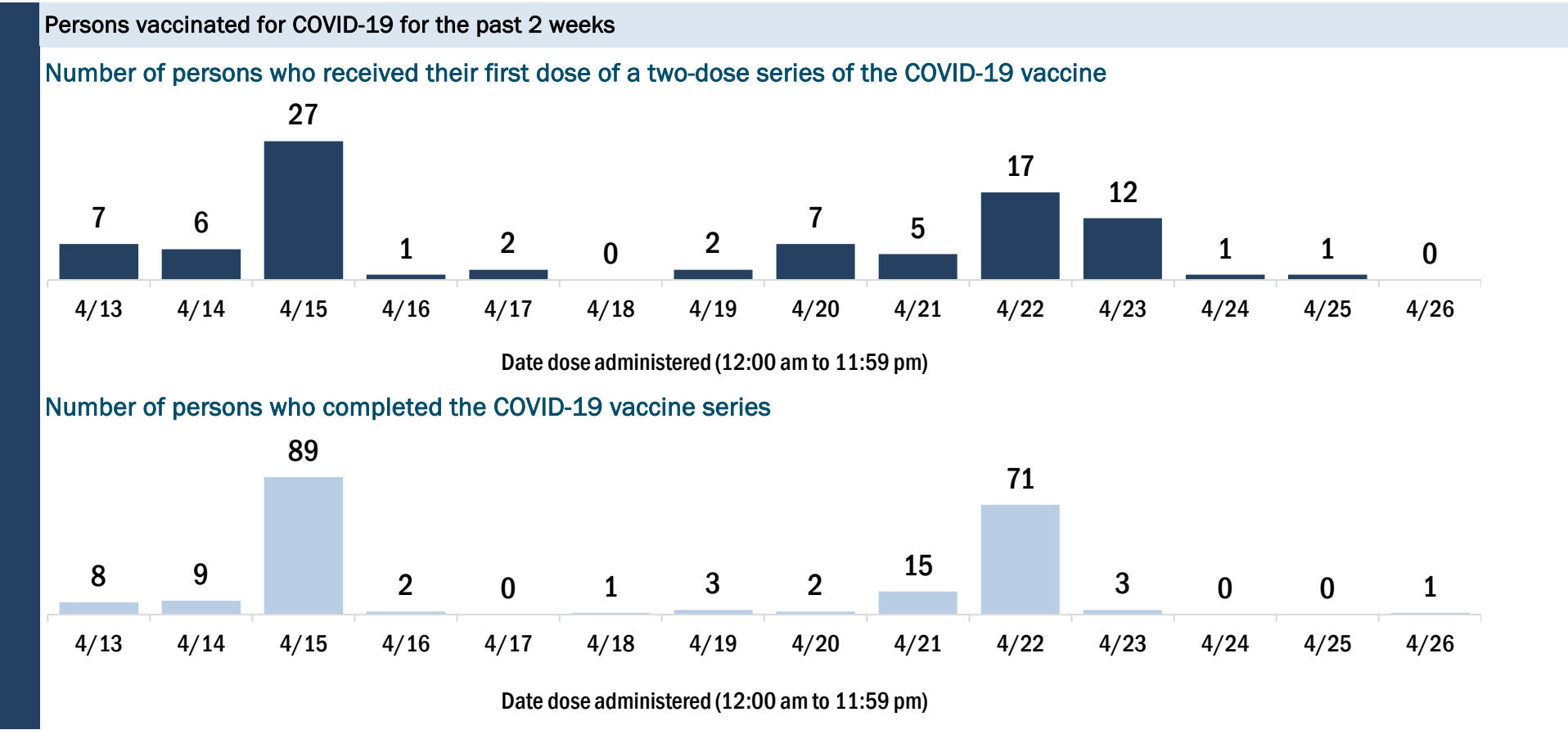
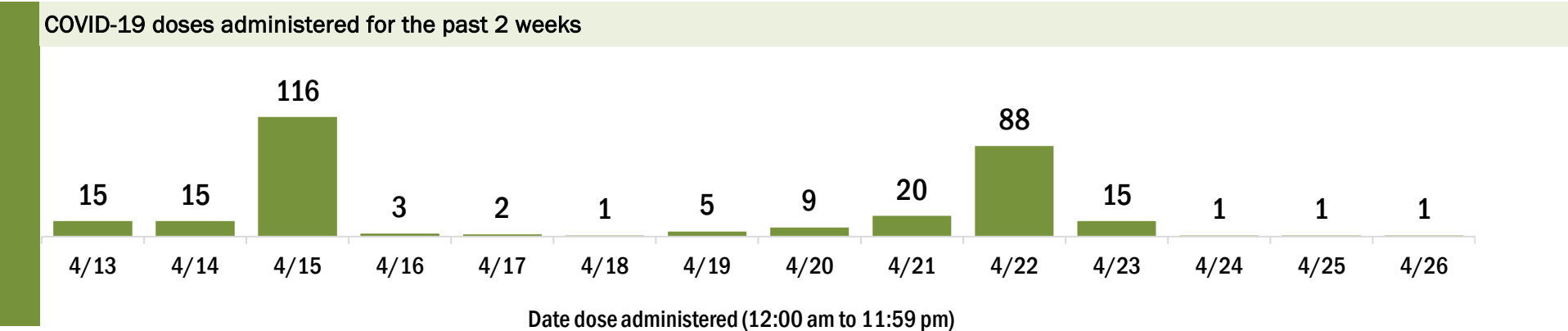
Data in this report are provisional and subject to change.

Data in this summary pertain to COVID-19 vaccines approved by the U.S. Food and Drug Administration and have been issued an Emergency Use Authorization (Janssen COVID-19 Vaccine, Moderna COVID-19 Vaccine and Pfizer-BioNTech COVID-19 Vaccine). These data summarize the number of people who have received either their first dose or have completed the series for a COVID-19 vaccine. **A person can only be counted in one category, first dose or series complete.** For persons receiving Moderna or Pfizer vaccines, once they receive their second dose, they are moved from the first dose column to the series completed column. **Because of this, the total first dose category may show a change from report to report not matching the total receiving their first dose from the previous day.** Persons receiving Johnson & Johnson vaccines will always be counted in the series completed column.

COVID-19 doses for vaccinated persons in Florida	
Doses administered	4,767
People receiving one dose of a 1-dose series (Johnson & Johnson) or receiving only one dose of a 2-dose series (Moderna, Pfizer) count once. Persons receiving both doses of a 2-dose series count twice.	

Current status of persons vaccinated for COVID-19 in Florida	
Total people vaccinated	2,702
First dose	470
Series completed	2,232
Completed 1-dose series	167
Completed 2-dose series	2,065
First dose: current number of people who have only received their first dose of the Moderna or Pfizer vaccine.	
Series complete: current number of people who have received both Moderna or Pfizer vaccine doses or one Johnson & Johnson dose and are considered fully immunized.	

Demographic summary	First dose	Series complete	Total people vaccinated
Age group	470	2,232	2,702
16-24 years	38	24	62
25-34 years	26	59	85
35-44 years	48	109	157
45-54 years	88	196	284
55-64 years	122	412	534
65-74 years	74	793	867
75-84 years	54	461	515
85+ years	20	178	198
Race	470	2,232	2,702
White	309	1,574	1,883
Black	50	144	194
American Indian/Alaskan	5	14	19
Other	44	316	360
Unknown	62	184	246
Other race includes Asian, native Hawaiian/Pacific Islander, or other.			
Ethnicity	470	2,232	2,702
Hispanic	16	41	57
Non-Hispanic	232	1,258	1,490
Unknown	222	933	1,155
Gender	470	2,232	2,702
Female	248	1,247	1,495
Male	222	984	1,206
Unknown	0	1	1





# COVID-19: Charlotte County vaccine summary

Vaccination data through Apr 26, 2021 as of Apr 27, 2021 at 12:05 AM

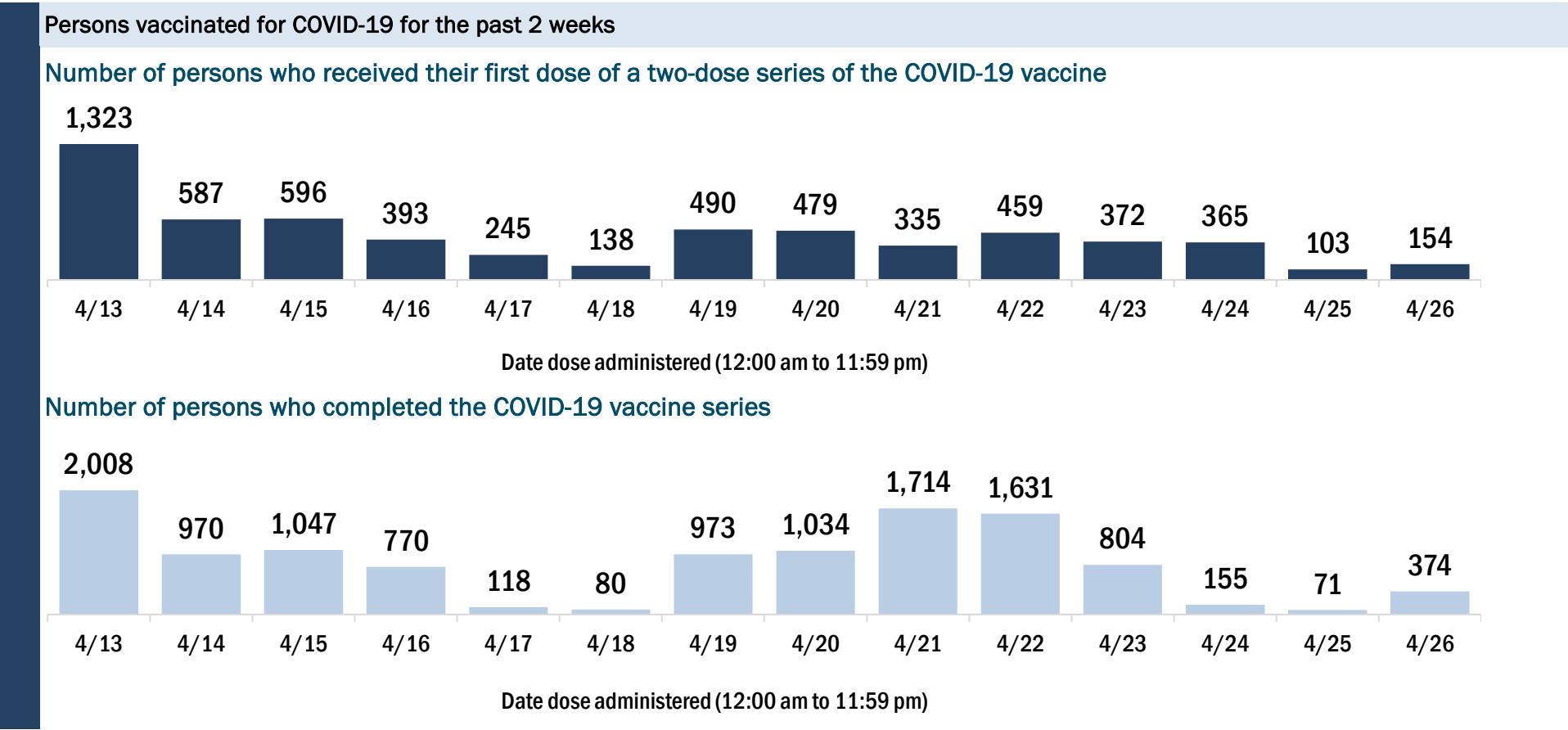
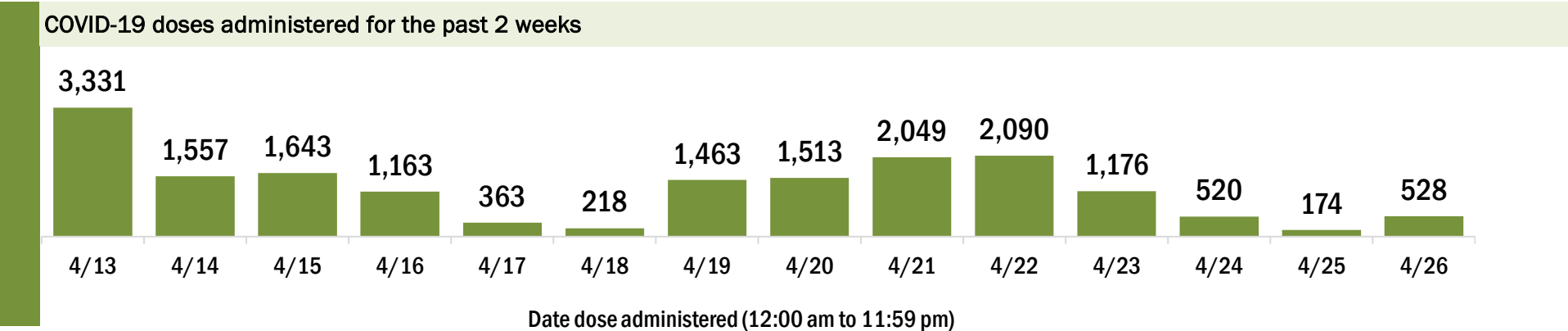
Data in this report are provisional and subject to change.

Data in this summary pertain to COVID-19 vaccines approved by the U.S. Food and Drug Administration and have been issued an Emergency Use Authorization (Janssen COVID-19 Vaccine, Moderna COVID-19 Vaccine and Pfizer-BioNTech COVID-19 Vaccine). These data summarize the number of people who have received either their first dose or have completed the series for a COVID-19 vaccine. **A person can only be counted in one category, first dose or series complete.** For persons receiving Moderna or Pfizer vaccines, once they receive their second dose, they are moved from the first dose column to the series completed column. **Because of this, the total first dose category may show a change from report to report not matching the total receiving their first dose from the previous day.** Persons receiving Johnson & Johnson vaccines will always be counted in the series completed column.

COVID-19 doses for vaccinated persons in Florida	
Doses administered	166,257
People receiving one dose of a 1-dose series (Johnson & Johnson) or receiving only one dose of a 2-dose series (Moderna, Pfizer) count once. Persons receiving both doses of a 2-dose series count twice.	

Current status of persons vaccinated for COVID-19 in Florida	
Total people vaccinated	101,450
First dose	31,290
Series completed	70,160
Completed 1-dose series	5,353
Completed 2-dose series	64,807
First dose: current number of people who have only received their first dose of the Moderna or Pfizer vaccine.	
Series complete: current number of people who have received both Moderna or Pfizer vaccine doses or one Johnson & Johnson dose and are considered fully immunized.	

Demographic summary	First dose	Series complete	Total people vaccinated
Age group	31,290	70,160	101,450
16-24 years	1,430	393	1,823
25-34 years	1,607	851	2,458
35-44 years	2,230	1,331	3,561
45-54 years	3,698	3,321	7,019
55-64 years	7,883	11,868	19,751
65-74 years	7,862	29,458	37,320
75-84 years	4,924	17,834	22,758
85+ years	1,656	5,104	6,760
Race	31,290	70,160	101,450
White	23,536	53,566	77,102
Black	1,004	1,146	2,150
American Indian/Alaskan	162	291	453
Other	2,206	4,477	6,683
Unknown	4,382	10,680	15,062
Other race includes Asian, native Hawaiian/Pacific Islander, or other.			
Ethnicity	31,290	70,160	101,450
Hispanic	1,461	1,486	2,947
Non-Hispanic	18,416	41,817	60,233
Unknown	11,413	26,857	38,270
Gender	31,290	70,160	101,450
Female	16,373	39,233	55,606
Male	14,889	30,900	45,789
Unknown	28	27	55



# COVID-19: Citrus County vaccine summary

Vaccination data through Apr 26, 2021 as of Apr 27, 2021 at 12:05 AM

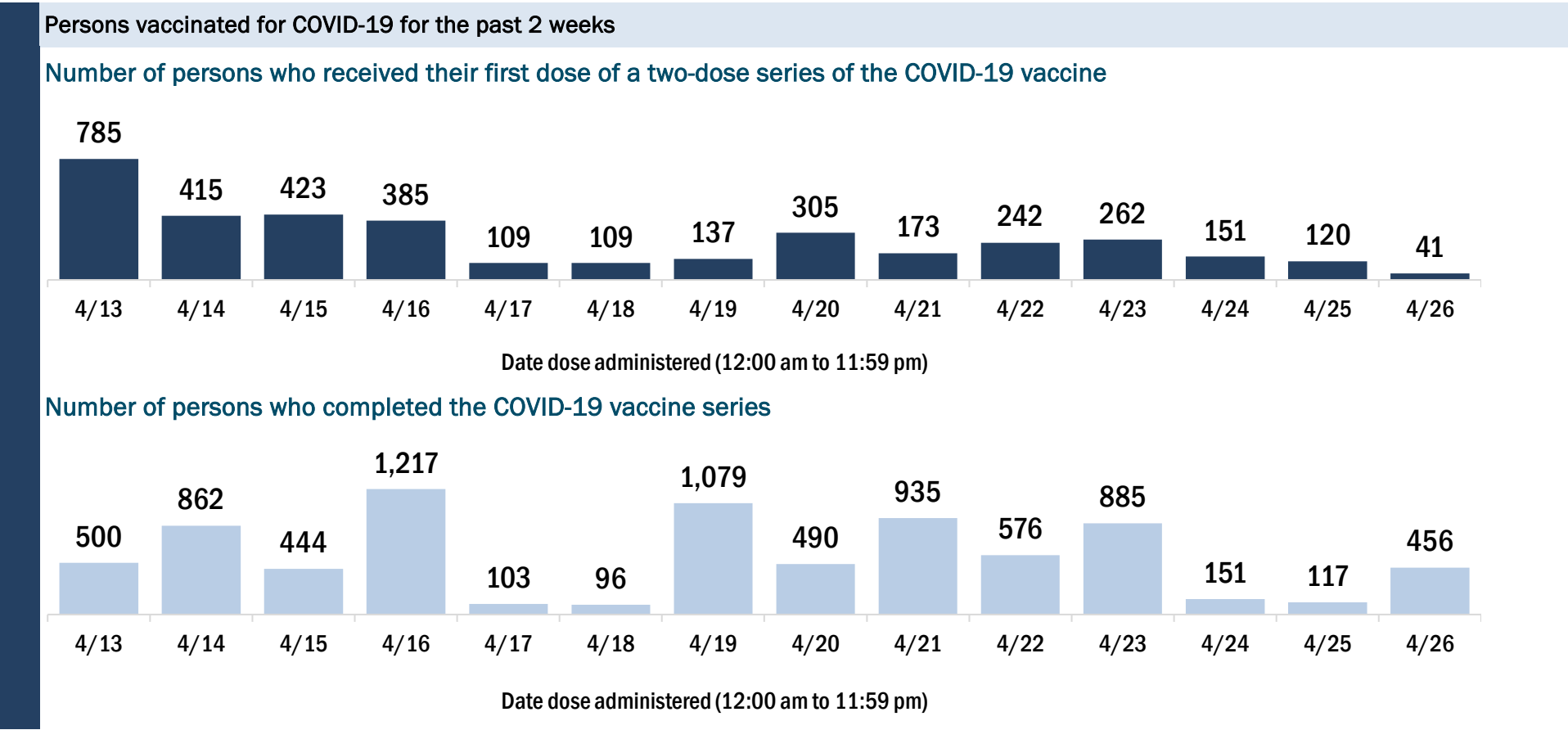
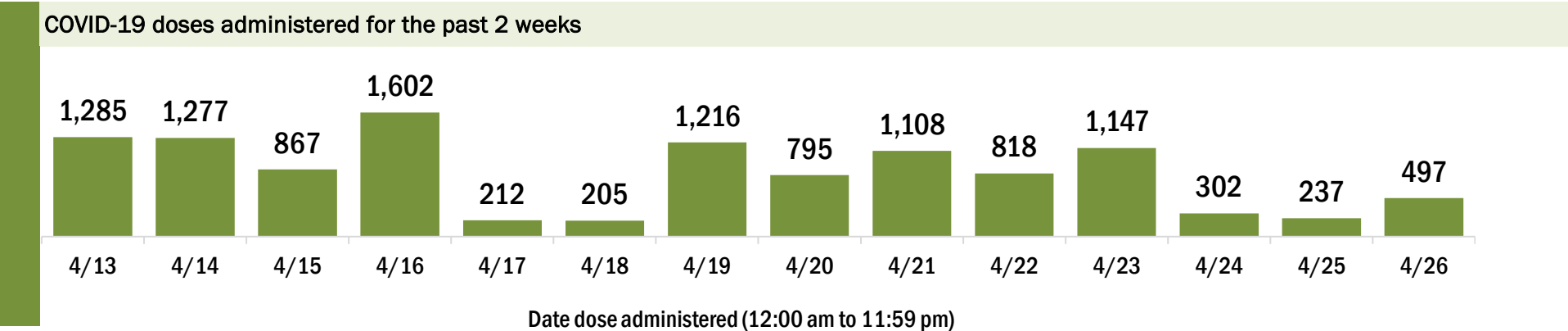
Data in this report are provisional and subject to change.

Data in this summary pertain to COVID-19 vaccines approved by the U.S. Food and Drug Administration and have been issued an Emergency Use Authorization (Janssen COVID-19 Vaccine, Moderna COVID-19 Vaccine and Pfizer-BioNTech COVID-19 Vaccine). These data summarize the number of people who have received either their first dose or have completed the series for a COVID-19 vaccine. **A person can only be counted in one category, first dose or series complete.** For persons receiving Moderna or Pfizer vaccines, once they receive their second dose, they are moved from the first dose column to the series completed column. **Because of this, the total first dose category may show a change from report to report not matching the total receiving their first dose from the previous day.** Persons receiving Johnson & Johnson vaccines will always be counted in the series completed column.

COVID-19 doses for vaccinated persons in Florida	
Doses administered	101,462
People receiving one dose of a 1-dose series (Johnson & Johnson) or receiving only one dose of a 2-dose series (Moderna, Pfizer) count once. Persons receiving both doses of a 2-dose series count twice.	

Current status of persons vaccinated for COVID-19 in Florida	
Total people vaccinated	58,927
First dose	14,935
Series completed	43,992
Completed 1-dose series	1,457
Completed 2-dose series	42,535
First dose: current number of people who have only received their first dose of the Moderna or Pfizer vaccine.	
Series complete: current number of people who have received both Moderna or Pfizer vaccine doses or one Johnson & Johnson dose and are considered fully immunized.	

Demographic summary	First dose	Series complete	Total people vaccinated
Age group	14,935	43,992	58,927
16-24 years	838	349	1,187
25-34 years	944	672	1,616
35-44 years	1,241	986	2,227
45-54 years	2,143	2,154	4,297
55-64 years	3,829	6,836	10,665
65-74 years	3,245	17,663	20,908
75-84 years	2,006	11,897	13,903
85+ years	689	3,435	4,124
Race	14,935	43,992	58,927
White	11,606	33,011	44,617
Black	311	615	926
American Indian/Alaskan	95	233	328
Other	950	2,956	3,906
Unknown	1,973	7,177	9,150
Other race includes Asian, native Hawaiian/Pacific Islander, or other.			
Ethnicity	14,935	43,992	58,927
Hispanic	843	1,160	2,003
Non-Hispanic	9,704	25,772	35,476
Unknown	4,388	17,060	21,448
Gender	14,935	43,992	58,927
Female	8,212	25,137	33,349
Male	6,699	18,843	25,542
Unknown	24	12	36



# COVID-19: Clay County vaccine summary

Vaccination data through Apr 26, 2021 as of Apr 27, 2021 at 12:05 AM

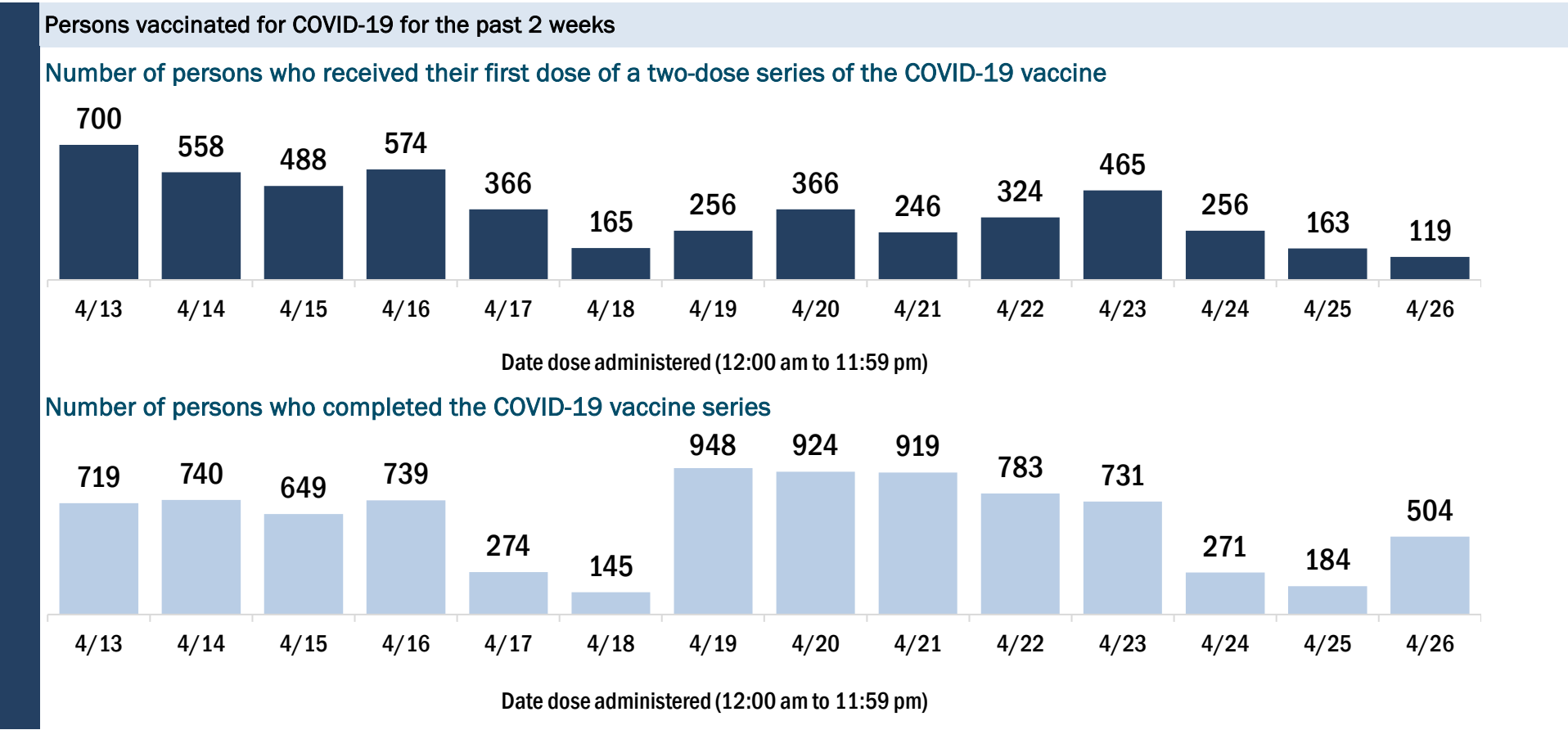
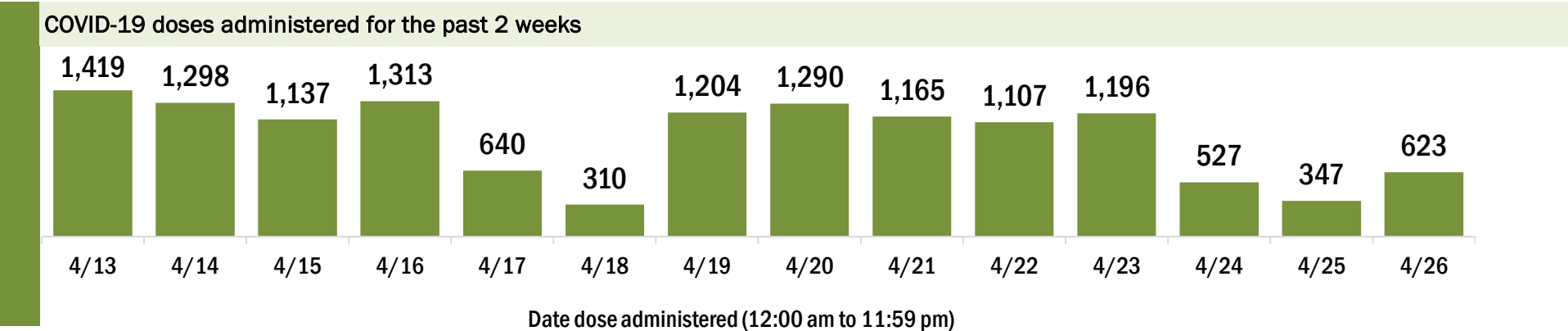
Data in this report are provisional and subject to change.

Data in this summary pertain to COVID-19 vaccines approved by the U.S. Food and Drug Administration and have been issued an Emergency Use Authorization (Janssen COVID-19 Vaccine, Moderna COVID-19 Vaccine and Pfizer-BioNTech COVID-19 Vaccine). These data summarize the number of people who have received either their first dose or have completed the series for a COVID-19 vaccine. **A person can only be counted in one category, first dose or series complete.** For persons receiving Moderna or Pfizer vaccines, once they receive their second dose, they are moved from the first dose column to the series completed column. **Because of this, the total first dose category may show a change from report to report not matching the total receiving their first dose from the previous day.** Persons receiving Johnson & Johnson vaccines will always be counted in the series completed column.

COVID-19 doses for vaccinated persons in Florida	
Doses administered	104,654
People receiving one dose of a 1-dose series (Johnson & Johnson) or receiving only one dose of a 2-dose series (Moderna, Pfizer) count once. Persons receiving both doses of a 2-dose series count twice.	

Current status of persons vaccinated for COVID-19 in Florida	
Total people vaccinated	61,797
First dose	15,917
Series completed	45,880
Completed 1-dose series	3,023
Completed 2-dose series	42,857
<b>First dose:</b> current number of people who have only received their first dose of the Moderna or Pfizer vaccine.	
<b>Series complete:</b> current number of people who have received both Moderna or Pfizer vaccine doses or one Johnson & Johnson dose and are considered fully immunized.	

Demographic summary	First dose	Series complete	Total people vaccinated
Age group	15,917	45,880	61,797
16-24 years	2,352	1,185	3,537
25-34 years	2,076	2,008	4,084
35-44 years	2,631	3,733	6,364
45-54 years	2,906	6,210	9,116
55-64 years	3,211	10,205	13,416
65-74 years	1,487	13,686	15,173
75-84 years	889	6,815	7,704
85+ years	365	2,038	2,403
Race	15,917	45,880	61,797
White	9,447	32,988	42,435
Black	1,437	3,106	4,543
American Indian/Alaskan	63	219	282
Other	2,130	4,343	6,473
Unknown	2,840	5,224	8,064
Other race includes Asian, native Hawaiian/Pacific Islander, or other.			
Ethnicity	15,917	45,880	61,797
Hispanic	1,483	2,142	3,625
Non-Hispanic	9,149	33,695	42,844
Unknown	5,285	10,043	15,328
Gender	15,917	45,880	61,797
Female	8,634	26,540	35,174
Male	7,116	19,335	26,451
Unknown	167	5	172



# COVID-19: Collier County vaccine summary

Vaccination data through Apr 26, 2021 as of Apr 27, 2021 at 12:05 AM

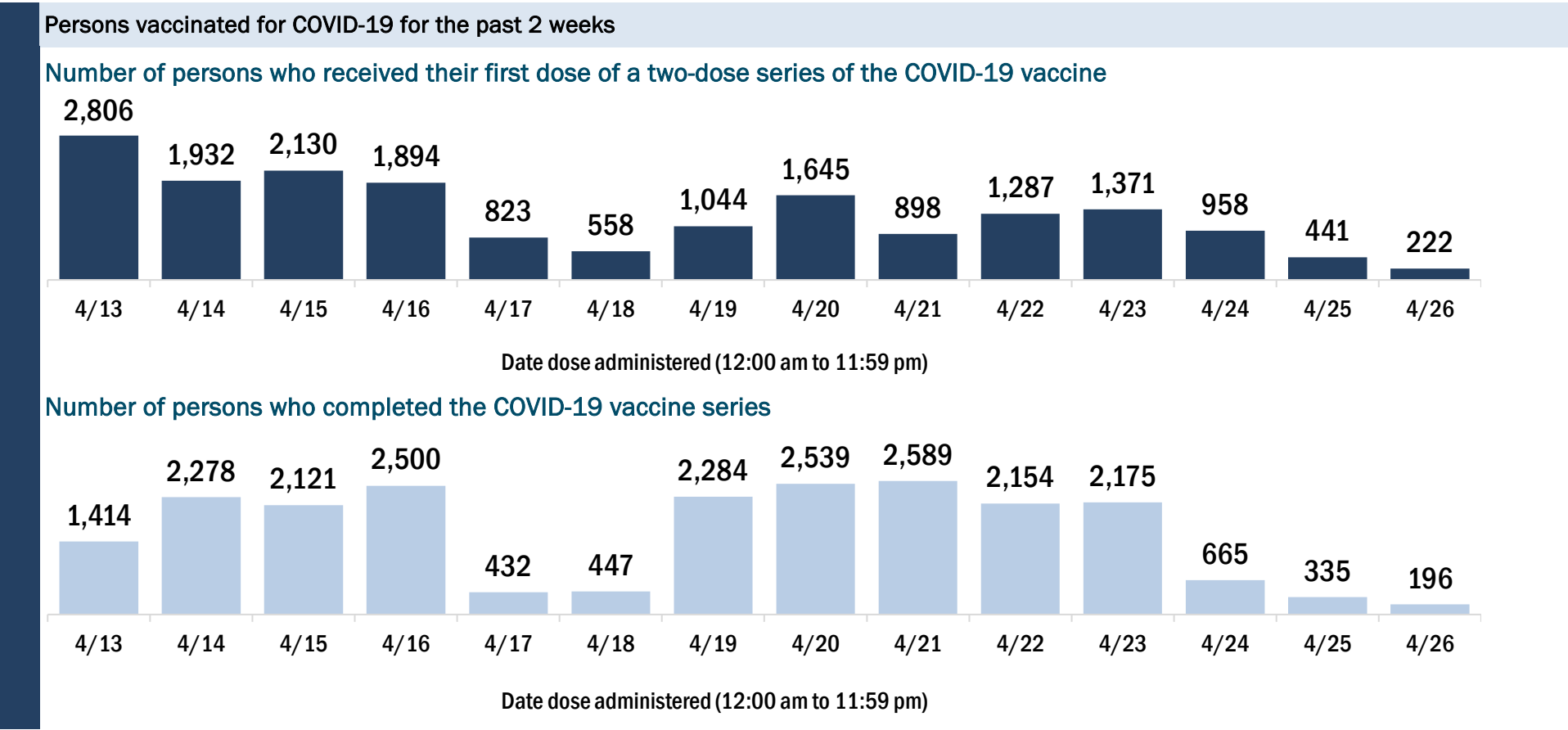
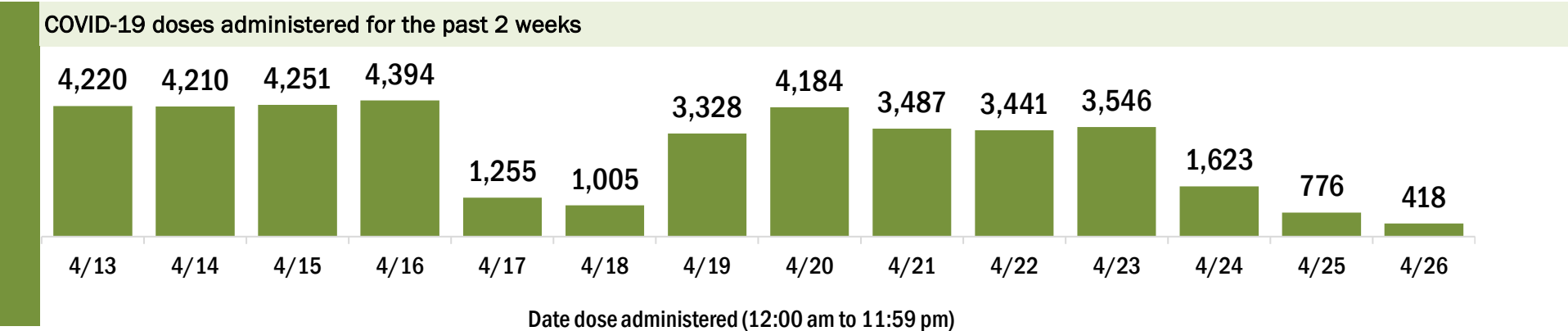
Data in this report are provisional and subject to change.

Data in this summary pertain to COVID-19 vaccines approved by the U.S. Food and Drug Administration and have been issued an Emergency Use Authorization (Janssen COVID-19 Vaccine, Moderna COVID-19 Vaccine and Pfizer-BioNTech COVID-19 Vaccine). These data summarize the number of people who have received either their first dose or have completed the series for a COVID-19 vaccine. **A person can only be counted in one category, first dose or series complete.** For persons receiving Moderna or Pfizer vaccines, once they receive their second dose, they are moved from the first dose column to the series completed column. **Because of this, the total first dose category may show a change from report to report not matching the total receiving their first dose from the previous day.** Persons receiving Johnson & Johnson vaccines will always be counted in the series completed column.

COVID-19 doses for vaccinated persons in Florida	
Doses administered	303,512
People receiving one dose of a 1-dose series (Johnson & Johnson) or receiving only one dose of a 2-dose series (Moderna, Pfizer) count once. Persons receiving both doses of a 2-dose series count twice.	

Current status of persons vaccinated for COVID-19 in Florida	
Total people vaccinated	184,961
First dose	54,656
Series completed	130,305
Completed 1-dose series	11,754
Completed 2-dose series	118,551
First dose: current number of people who have only received their first dose of the Moderna or Pfizer vaccine.	
Series complete: current number of people who have received both Moderna or Pfizer vaccine doses or one Johnson & Johnson dose and are considered fully immunized.	

Demographic summary	First dose	Series complete	Total people vaccinated
Age group	54,656	130,305	184,961
16-24 years	4,187	1,484	5,671
25-34 years	4,825	3,167	7,992
35-44 years	6,600	4,451	11,051
45-54 years	9,032	8,222	17,254
55-64 years	12,264	21,326	33,590
65-74 years	9,370	48,334	57,704
75-84 years	6,161	33,553	39,714
85+ years	2,217	9,768	11,985
Race	54,656	130,305	184,961
White	36,791	85,383	122,174
Black	1,323	1,512	2,835
American Indian/Alaskan	222	381	603
Other	5,455	9,940	15,395
Unknown	10,865	33,089	43,954
Other race includes Asian, native Hawaiian/Pacific Islander, or other.			
Ethnicity	54,656	130,305	184,961
Hispanic	10,021	7,258	17,279
Non-Hispanic	23,730	59,710	83,440
Unknown	20,905	63,337	84,242
Gender	54,656	130,305	184,961
Female	28,662	71,822	100,484
Male	25,729	58,214	83,943
Unknown	265	269	534





# COVID-19: Columbia County vaccine summary

Vaccination data through Apr 26, 2021 as of Apr 27, 2021 at 12:05 AM

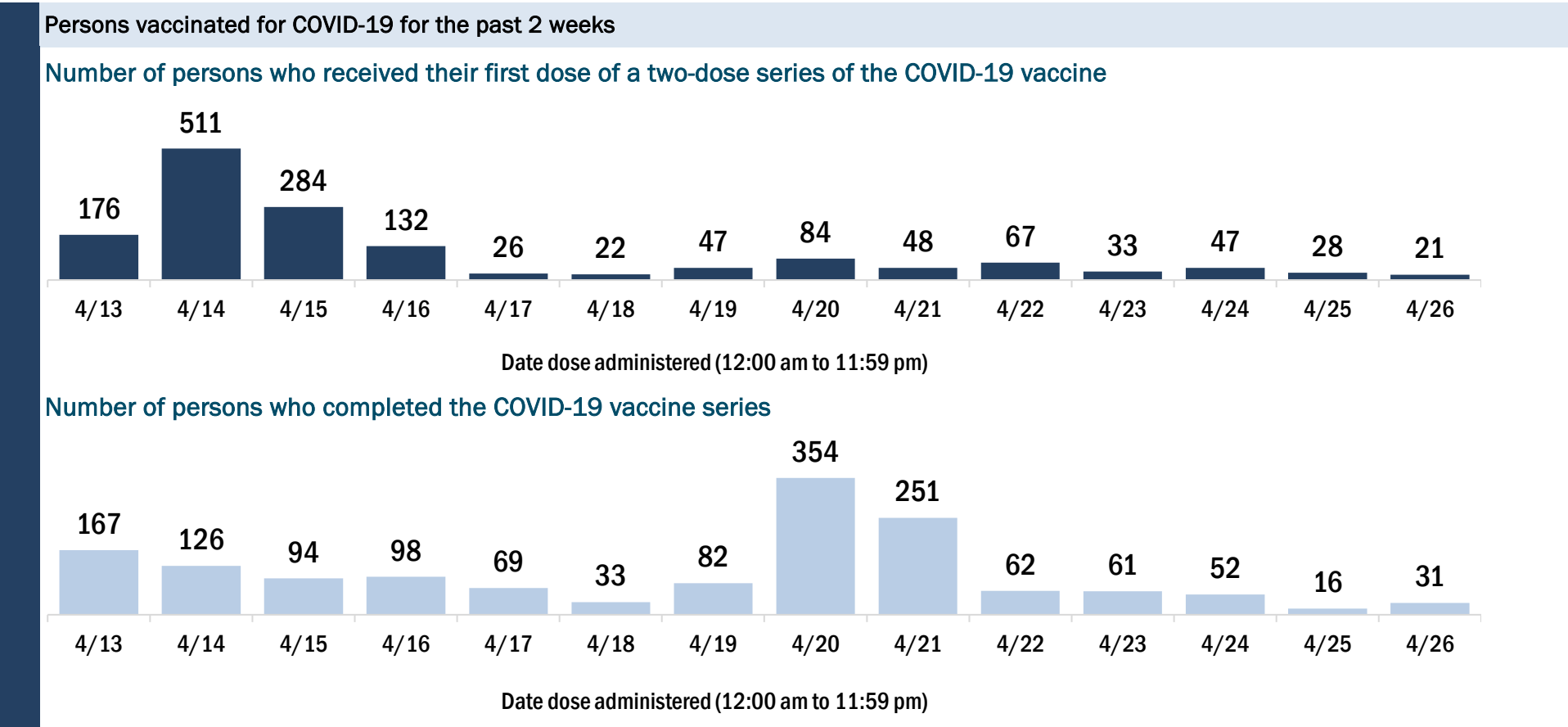
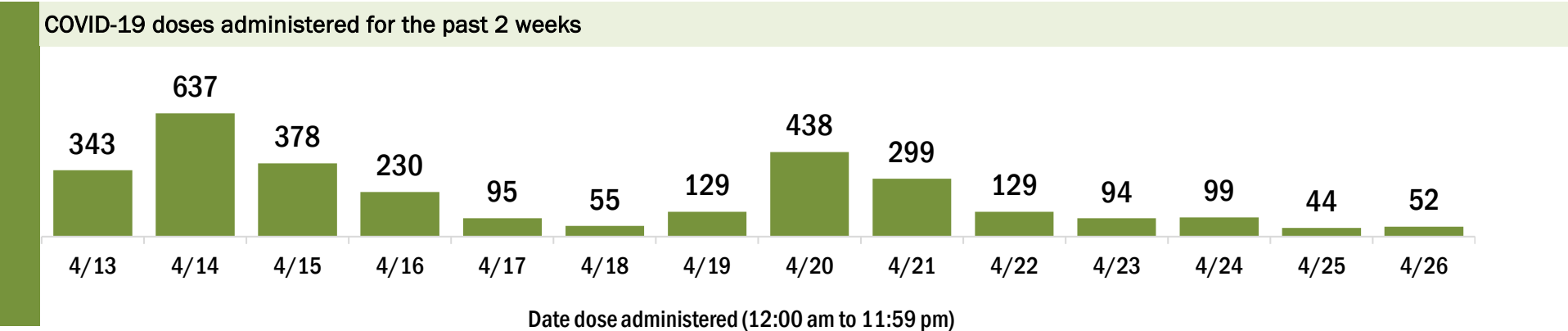
Data in this report are provisional and subject to change.

Data in this summary pertain to COVID-19 vaccines approved by the U.S. Food and Drug Administration and have been issued an Emergency Use Authorization (Janssen COVID-19 Vaccine, Moderna COVID-19 Vaccine and Pfizer-BioNTech COVID-19 Vaccine). These data summarize the number of people who have received either their first dose or have completed the series for a COVID-19 vaccine. **A person can only be counted in one category, first dose or series complete.** For persons receiving Moderna or Pfizer vaccines, once they receive their second dose, they are moved from the first dose column to the series completed column. **Because of this, the total first dose category may show a change from report to report not matching the total receiving their first dose from the previous day.** Persons receiving Johnson & Johnson vaccines will always be counted in the series completed column.

COVID-19 doses for vaccinated persons in Florida	
Doses administered	25,934
People receiving one dose of a 1-dose series (Johnson & Johnson) or receiving only one dose of a 2-dose series (Moderna, Pfizer) count once. Persons receiving both doses of a 2-dose series count twice.	

Current status of persons vaccinated for COVID-19 in Florida	
Total people vaccinated	15,713
First dose	3,893
Series completed	11,820
Completed 1-dose series	1,599
Completed 2-dose series	10,221
First dose: current number of people who have only received their first dose of the Moderna or Pfizer vaccine.	
Series complete: current number of people who have received both Moderna or Pfizer vaccine doses or one Johnson & Johnson dose and are considered fully immunized.	

Demographic summary	First dose	Series complete	Total people vaccinated
Age group	3,893	11,820	15,713
16-24 years	458	179	637
25-34 years	454	405	859
35-44 years	543	658	1,201
45-54 years	674	1,223	1,897
55-64 years	968	2,331	3,299
65-74 years	467	4,038	4,505
75-84 years	241	2,318	2,559
85+ years	88	668	756
Race	3,893	11,820	15,713
White	2,444	8,513	10,957
Black	646	1,274	1,920
American Indian/Alaskan	22	58	80
Other	356	810	1,166
Unknown	425	1,165	1,590
Other race includes Asian, native Hawaiian/Pacific Islander, or other.			
Ethnicity	3,893	11,820	15,713
Hispanic	249	367	616
Non-Hispanic	2,304	8,544	10,848
Unknown	1,340	2,909	4,249
Gender	3,893	11,820	15,713
Female	1,659	6,921	8,580
Male	2,223	4,899	7,122
Unknown	11	0	11



# COVID-19: Dade County vaccine summary

Vaccination data through Apr 26, 2021 as of Apr 27, 2021 at 12:05 AM

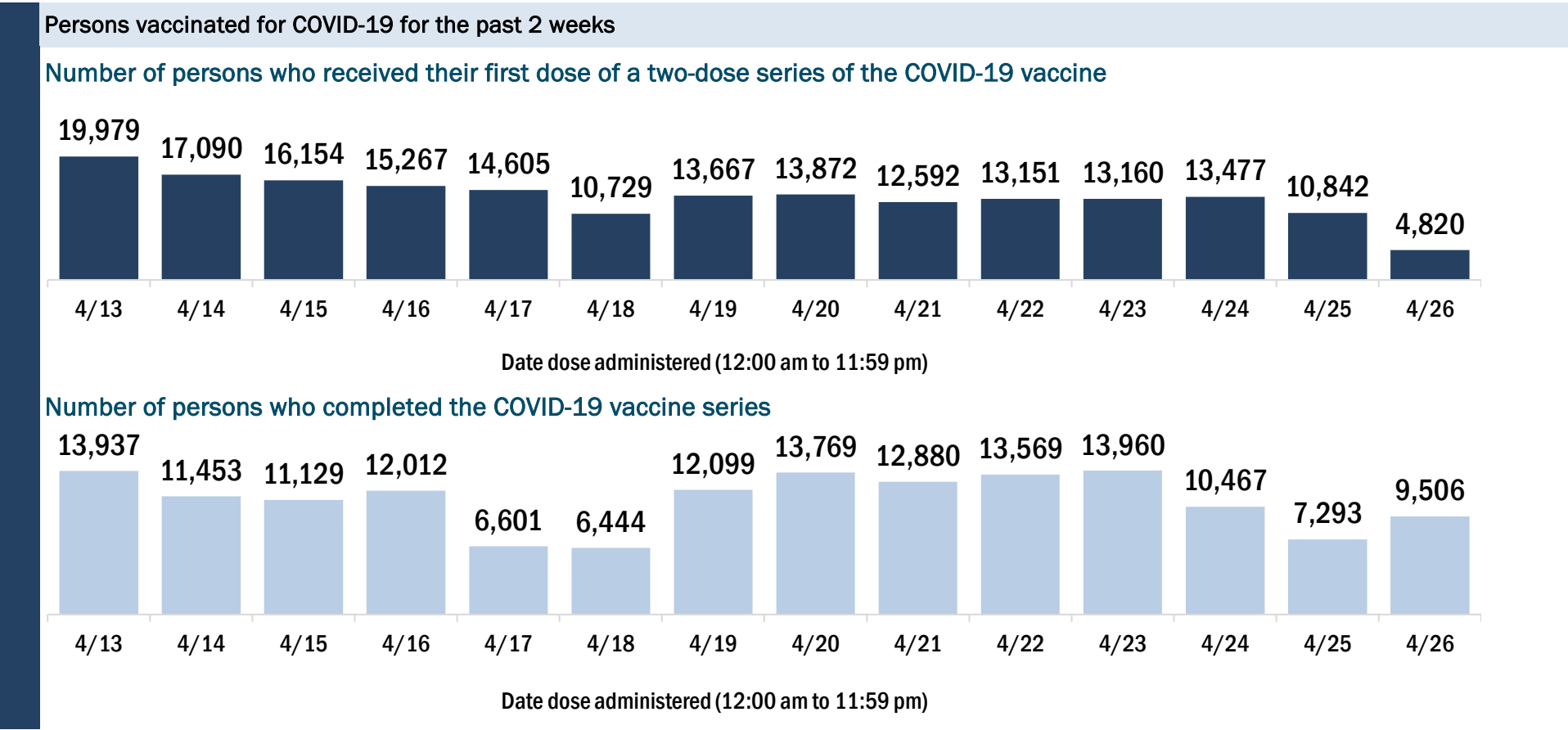
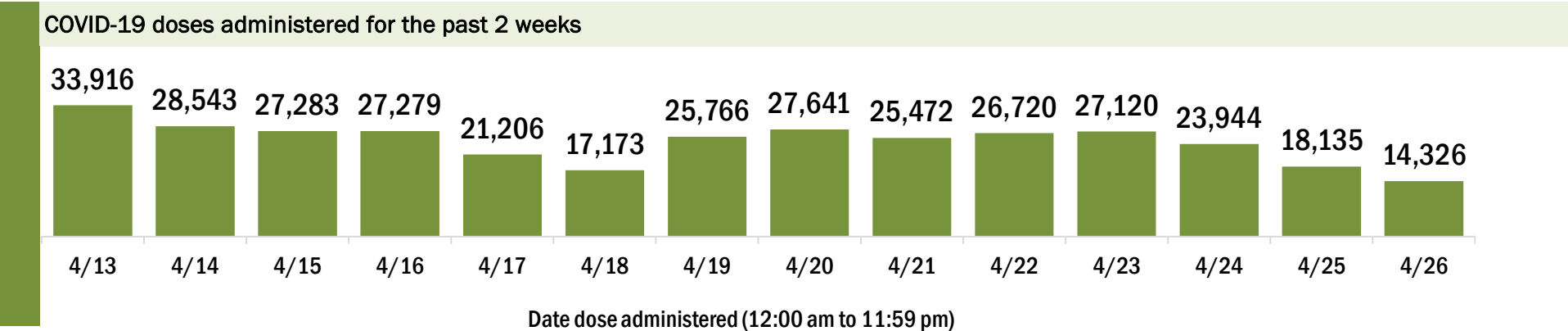
Data in this report are provisional and subject to change.

Data in this summary pertain to COVID-19 vaccines approved by the U.S. Food and Drug Administration and have been issued an Emergency Use Authorization (Janssen COVID-19 Vaccine, Moderna COVID-19 Vaccine and Pfizer-BioNTech COVID-19 Vaccine). These data summarize the number of people who have received either their first dose or have completed the series for a COVID-19 vaccine. **A person can only be counted in one category, first dose or series complete.** For persons receiving Moderna or Pfizer vaccines, once they receive their second dose, they are moved from the first dose column to the series completed column. **Because of this, the total first dose category may show a change from report to report not matching the total receiving their first dose from the previous day.** Persons receiving Johnson & Johnson vaccines will always be counted in the series completed column.

COVID-19 doses for vaccinated persons in Florida	
Doses administered	1,874,619
People receiving one dose of a 1-dose series (Johnson & Johnson) or receiving only one dose of a 2-dose series (Moderna, Pfizer) count once. Persons receiving both doses of a 2-dose series count twice.	

Current status of persons vaccinated for COVID-19 in Florida	
Total people vaccinated	1,191,115
First dose	410,158
Series completed	780,957
Completed 1-dose series	97,453
Completed 2-dose series	683,504
<b>First dose:</b> current number of people who have only received their first dose of the Moderna or Pfizer vaccine.	
<b>Series complete:</b> current number of people who have received both Moderna or Pfizer vaccine doses or one Johnson & Johnson dose and are considered fully immunized.	

Demographic summary	First dose	Series complete	Total people vaccinated
Age group	410,158	780,957	1,191,115
16-24 years	47,680	28,344	76,024
25-34 years	61,391	57,964	119,355
35-44 years	71,711	86,850	158,561
45-54 years	79,292	133,549	212,841
55-64 years	70,303	170,144	240,447
65-74 years	45,343	166,222	211,565
75-84 years	24,020	99,750	123,770
85+ years	10,418	38,134	48,552
Race	410,158	780,957	1,191,115
White	287,131	548,699	835,830
Black	23,943	53,251	77,194
American Indian/Alaskan	1,163	1,681	2,844
Other	45,143	84,836	129,979
Unknown	52,778	92,490	145,268
Other race includes Asian, native Hawaiian/Pacific Islander, or other.			
Ethnicity	410,158	780,957	1,191,115
Hispanic	222,000	381,891	603,891
Non-Hispanic	67,031	172,573	239,604
Unknown	121,127	226,493	347,620
Gender	410,158	780,957	1,191,115
Female	213,301	431,222	644,523
Male	194,936	348,518	543,454
Unknown	1,921	1,217	3,138



# COVID-19: Desoto County vaccine summary

Vaccination data through Apr 26, 2021 as of Apr 27, 2021 at 12:05 AM

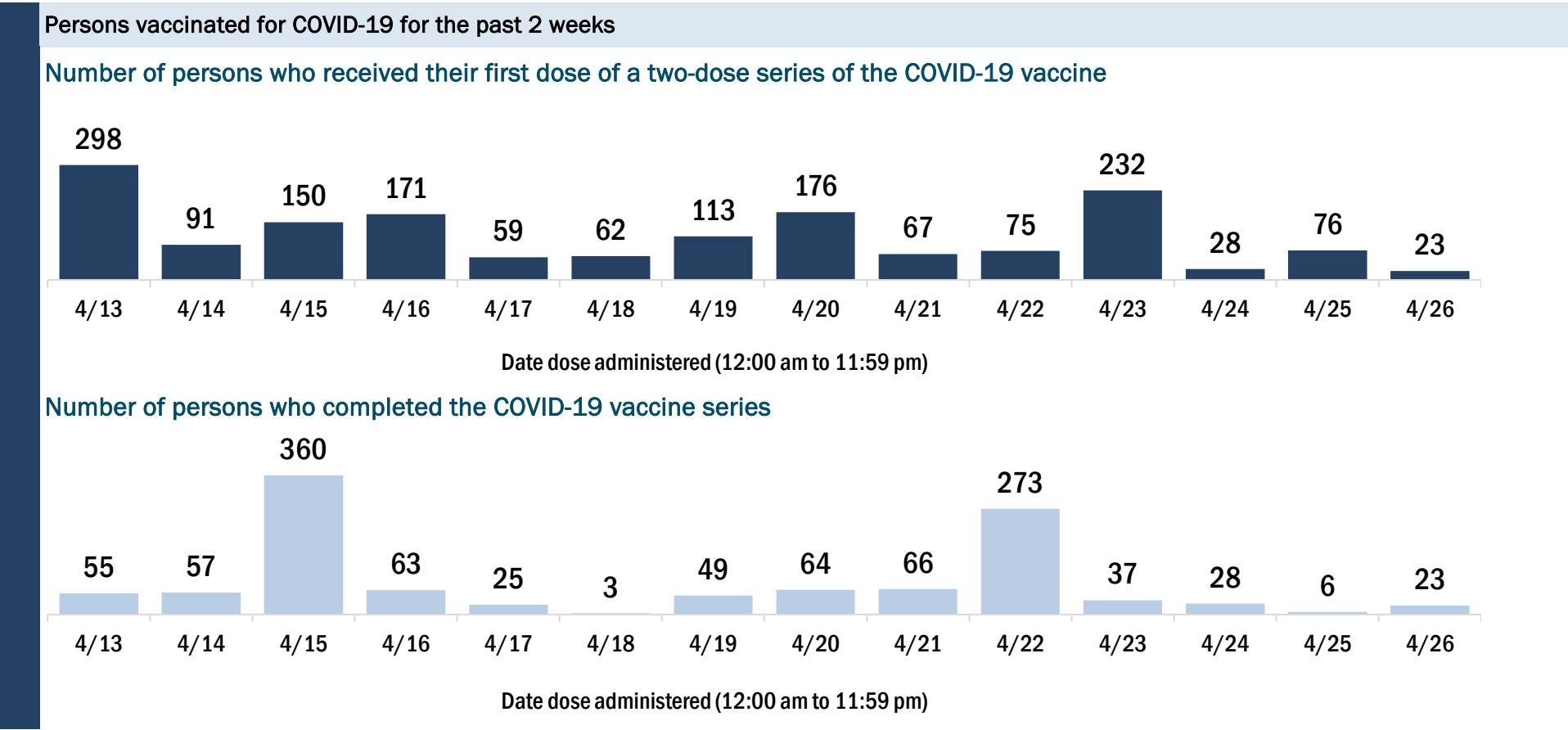
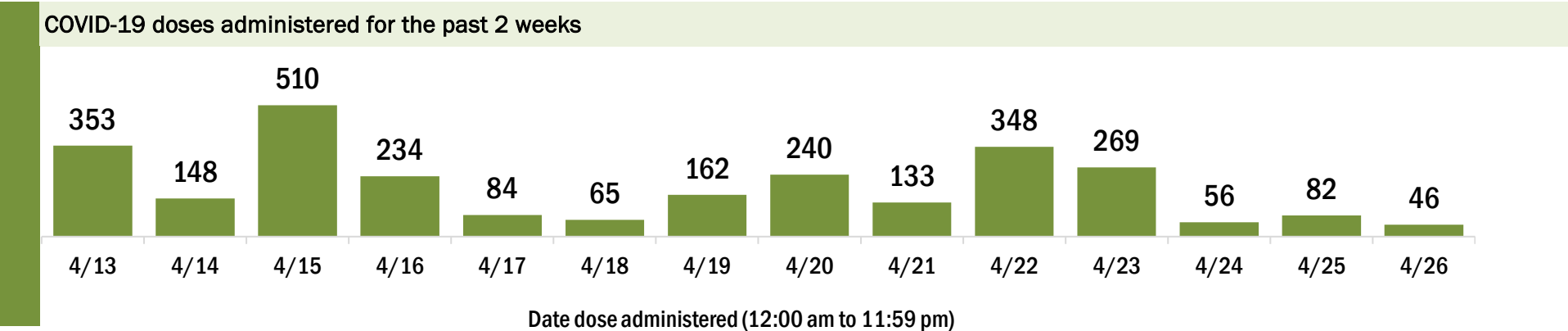
Data in this report are provisional and subject to change.

Data in this summary pertain to COVID-19 vaccines approved by the U.S. Food and Drug Administration and have been issued an Emergency Use Authorization (Janssen COVID-19 Vaccine, Moderna COVID-19 Vaccine and Pfizer-BioNTech COVID-19 Vaccine). These data summarize the number of people who have received either their first dose or have completed the series for a COVID-19 vaccine. **A person can only be counted in one category, first dose or series complete.** For persons receiving Moderna or Pfizer vaccines, once they receive their second dose, they are moved from the first dose column to the series completed column. **Because of this, the total first dose category may show a change from report to report not matching the total receiving their first dose from the previous day.** Persons receiving Johnson & Johnson vaccines will always be counted in the series completed column.

COVID-19 doses for vaccinated persons in Florida	
Doses administered	17,034
People receiving one dose of a 1-dose series (Johnson & Johnson) or receiving only one dose of a 2-dose series (Moderna, Pfizer) count once. Persons receiving both doses of a 2-dose series count twice.	

Current status of persons vaccinated for COVID-19 in Florida	
Total people vaccinated	10,964
First dose	4,388
Series completed	6,576
Completed 1-dose series	506
Completed 2-dose series	6,070
First dose: current number of people who have only received their first dose of the Moderna or Pfizer vaccine.	
Series complete: current number of people who have received both Moderna or Pfizer vaccine doses or one Johnson & Johnson dose and are considered fully immunized.	

Demographic summary	First dose	Series complete	Total people vaccinated
Age group	4,388	6,576	10,964
16-24 years	356	79	435
25-34 years	494	195	689
35-44 years	611	235	846
45-54 years	744	434	1,178
55-64 years	1,025	991	2,016
65-74 years	662	2,552	3,214
75-84 years	390	1,696	2,086
85+ years	106	394	500
Race	4,388	6,576	10,964
White	2,285	4,819	7,104
Black	252	343	595
American Indian/Alaskan	19	28	47
Other	1,086	512	1,598
Unknown	746	874	1,620
Other race includes Asian, native Hawaiian/Pacific Islander, or other.			
Ethnicity	4,388	6,576	10,964
Hispanic	1,401	383	1,784
Non-Hispanic	1,642	3,288	4,930
Unknown	1,345	2,905	4,250
Gender	4,388	6,576	10,964
Female	1,788	3,594	5,382
Male	2,600	2,981	5,581
Unknown	0	1	1



# COVID-19: Dixie County vaccine summary

Vaccination data through Apr 26, 2021 as of Apr 27, 2021 at 12:05 AM

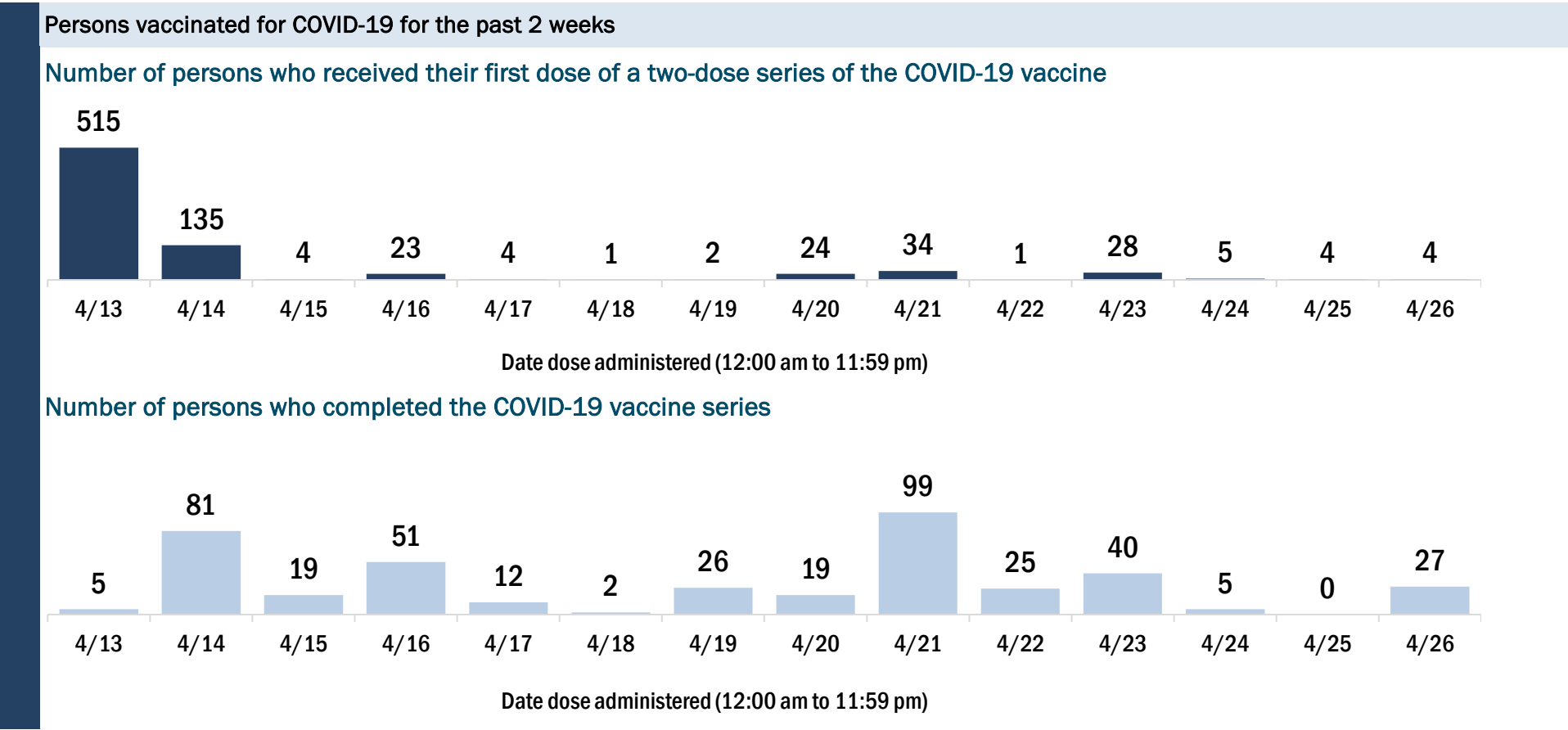
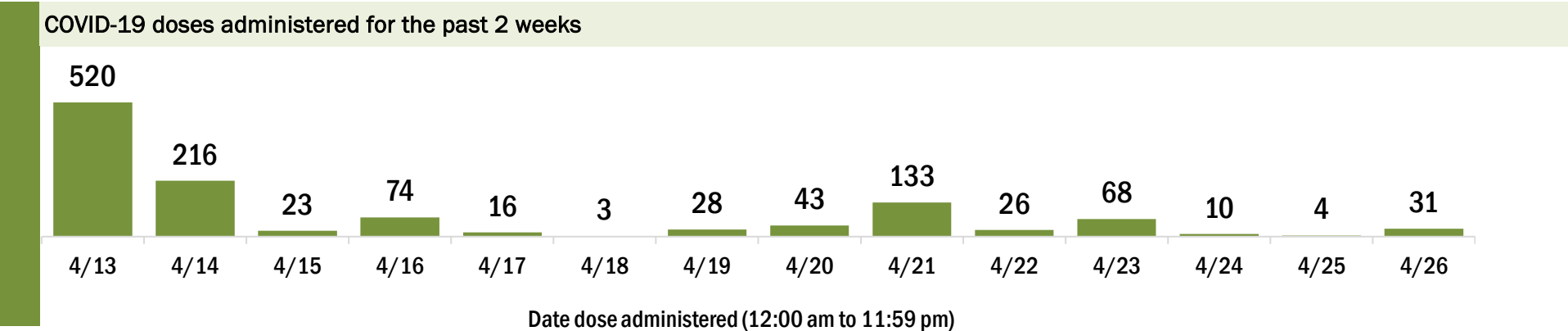
Data in this report are provisional and subject to change.

Data in this summary pertain to COVID-19 vaccines approved by the U.S. Food and Drug Administration and have been issued an Emergency Use Authorization (Janssen COVID-19 Vaccine, Moderna COVID-19 Vaccine and Pfizer-BioNTech COVID-19 Vaccine). These data summarize the number of people who have received either their first dose or have completed the series for a COVID-19 vaccine. **A person can only be counted in one category, first dose or series complete.** For persons receiving Moderna or Pfizer vaccines, once they receive their second dose, they are moved from the first dose column to the series completed column. **Because of this, the total first dose category may show a change from report to report not matching the total receiving their first dose from the previous day.** Persons receiving Johnson & Johnson vaccines will always be counted in the series completed column.

COVID-19 doses for vaccinated persons in Florida	
Doses administered	5,939
People receiving one dose of a 1-dose series (Johnson & Johnson) or receiving only one dose of a 2-dose series (Moderna, Pfizer) count once. Persons receiving both doses of a 2-dose series count twice.	

Current status of persons vaccinated for COVID-19 in Florida	
Total people vaccinated	3,821
First dose	1,367
Series completed	2,454
Completed 1-dose series	336
Completed 2-dose series	2,118
First dose: current number of people who have only received their first dose of the Moderna or Pfizer vaccine.	
Series complete: current number of people who have received both Moderna or Pfizer vaccine doses or one Johnson & Johnson dose and are considered fully immunized.	

Demographic summary	First dose	Series complete	Total people vaccinated
Age group	1,367	2,454	3,821
16-24 years	39	20	59
25-34 years	95	33	128
35-44 years	220	73	293
45-54 years	273	141	414
55-64 years	368	508	876
65-74 years	231	984	1,215
75-84 years	110	553	663
85+ years	31	142	173
Race	1,367	2,454	3,821
White	1,007	2,136	3,143
Black	268	99	367
American Indian/Alaskan	11	13	24
Other	46	71	117
Unknown	35	135	170
Other race includes Asian, native Hawaiian/Pacific Islander, or other.			
Ethnicity	1,367	2,454	3,821
Hispanic	37	45	82
Non-Hispanic	1,110	1,860	2,970
Unknown	220	549	769
Gender	1,367	2,454	3,821
Female	387	1,319	1,706
Male	980	1,135	2,115
Unknown	0	0	0





# COVID-19: Duval County vaccine summary

Vaccination data through Apr 26, 2021 as of Apr 27, 2021 at 12:05 AM

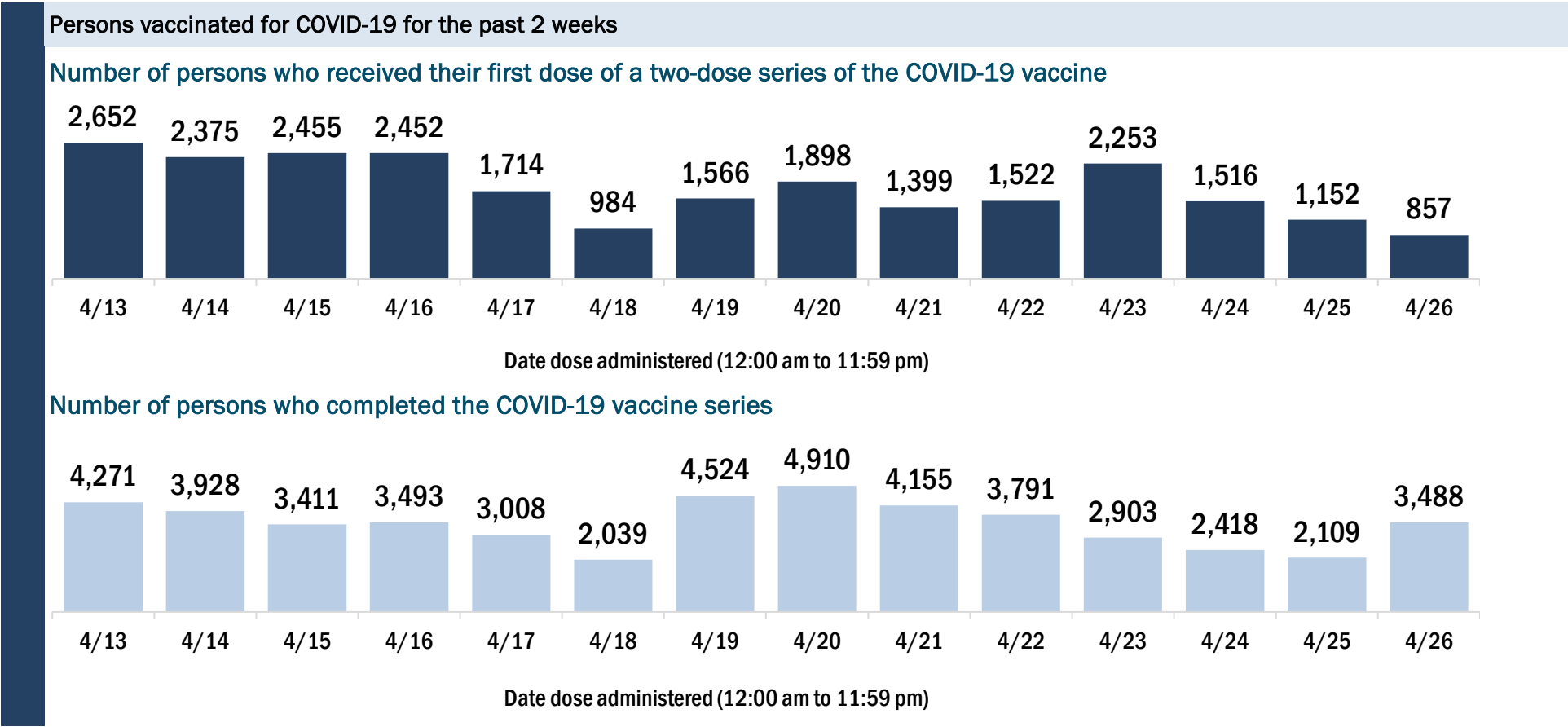
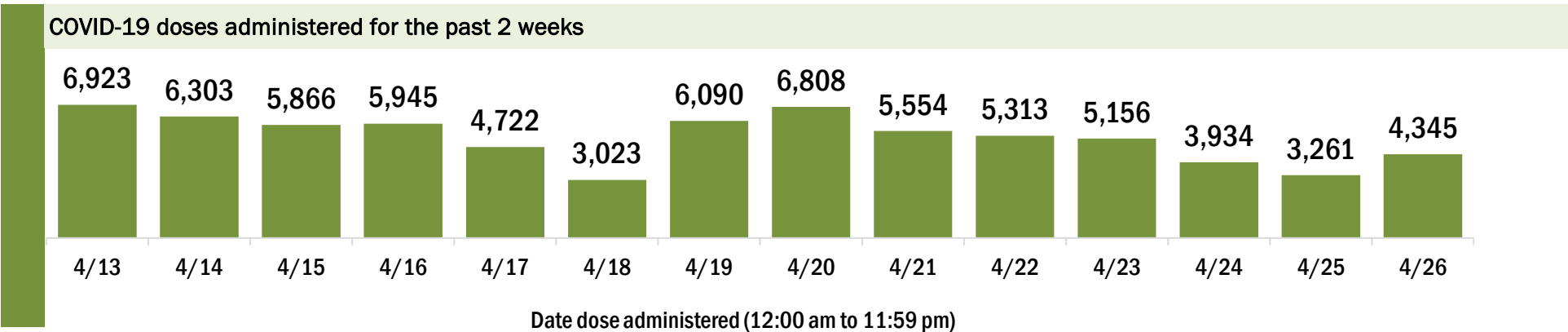
Data in this report are provisional and subject to change.

Data in this summary pertain to COVID-19 vaccines approved by the U.S. Food and Drug Administration and have been issued an Emergency Use Authorization (Janssen COVID-19 Vaccine, Moderna COVID-19 Vaccine and Pfizer-BioNTech COVID-19 Vaccine). These data summarize the number of people who have received either their first dose or have completed the series for a COVID-19 vaccine. **A person can only be counted in one category, first dose or series complete.** For persons receiving Moderna or Pfizer vaccines, once they receive their second dose, they are moved from the first dose column to the series completed column. **Because of this, the total first dose category may show a change from report to report not matching the total receiving their first dose from the previous day.** Persons receiving Johnson & Johnson vaccines will always be counted in the series completed column.

COVID-19 doses for vaccinated persons in Florida	
Doses administered	530,096
People receiving one dose of a 1-dose series (Johnson & Johnson) or receiving only one dose of a 2-dose series (Moderna, Pfizer) count once. Persons receiving both doses of a 2-dose series count twice.	

Current status of persons vaccinated for COVID-19 in Florida	
Total people vaccinated	319,704
First dose	85,725
Series completed	233,979
Completed 1-dose series	23,587
Completed 2-dose series	210,392
<b>First dose:</b> current number of people who have only received their first dose of the Moderna or Pfizer vaccine.	
<b>Series complete:</b> current number of people who have received both Moderna or Pfizer vaccine doses or one Johnson & Johnson dose and are considered fully immunized.	

Demographic summary	First dose	Series complete	Total people vaccinated
Age group	85,725	233,979	319,704
16-24 years	11,067	7,126	18,193
25-34 years	14,765	18,525	33,290
35-44 years	14,416	24,463	38,879
45-54 years	13,337	35,253	48,590
55-64 years	13,872	54,373	68,245
65-74 years	11,276	58,643	69,919
75-84 years	4,870	26,498	31,368
85+ years	2,122	9,098	11,220
Race	85,725	233,979	319,704
White	43,882	136,051	179,933
Black	13,008	39,751	52,759
American Indian/Alaskan	288	549	837
Other	14,411	28,572	42,983
Unknown	14,136	29,056	43,192
Other race includes Asian, native Hawaiian/Pacific Islander, or other.			
Ethnicity	85,725	233,979	319,704
Hispanic	8,347	11,612	19,959
Non-Hispanic	53,758	169,608	223,366
Unknown	23,620	52,759	76,379
Gender	85,725	233,979	319,704
Female	44,547	134,430	178,977
Male	38,713	99,420	138,133
Unknown	2,465	129	2,594



# COVID-19: Escambia County vaccine summary

Vaccination data through Apr 26, 2021 as of Apr 27, 2021 at 12:05 AM

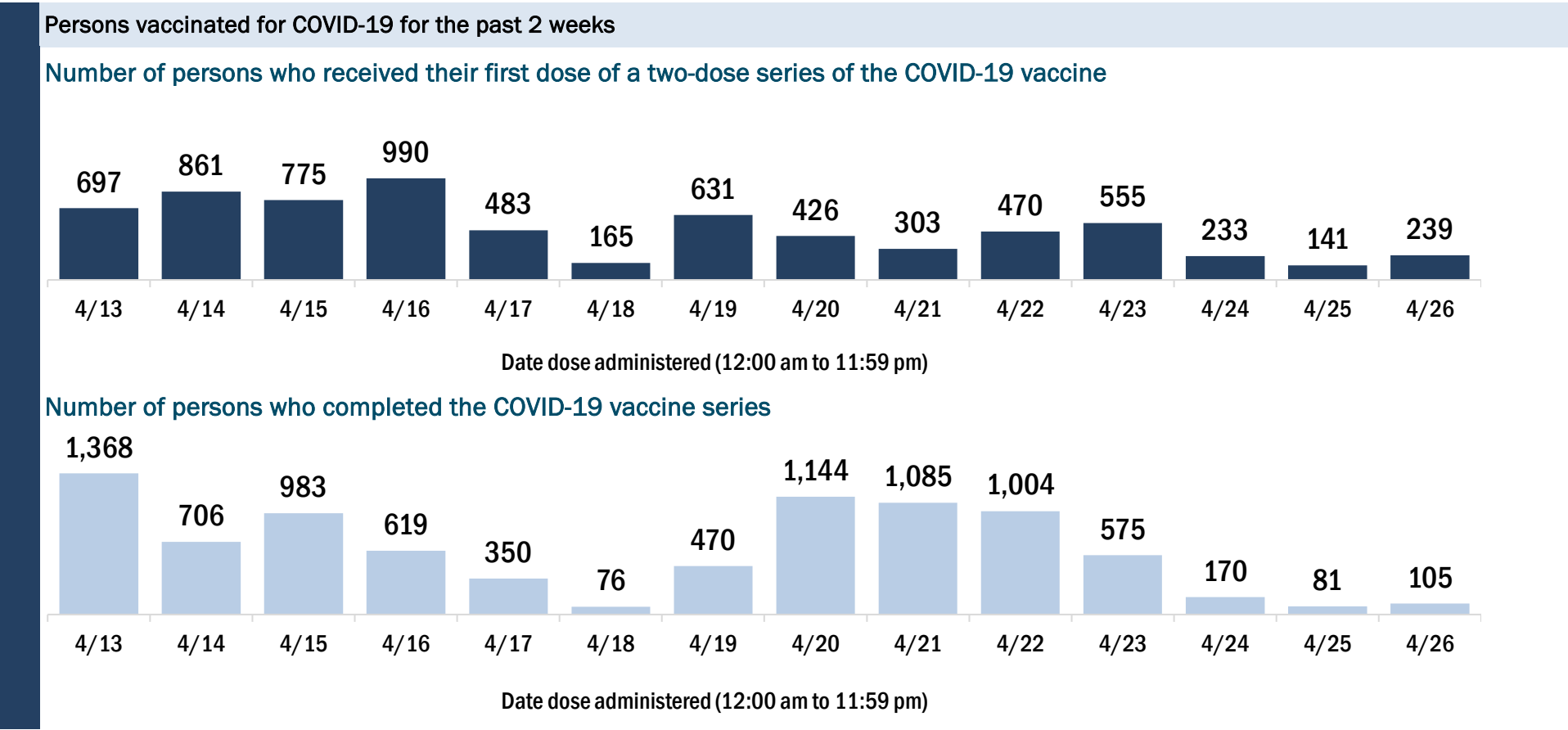
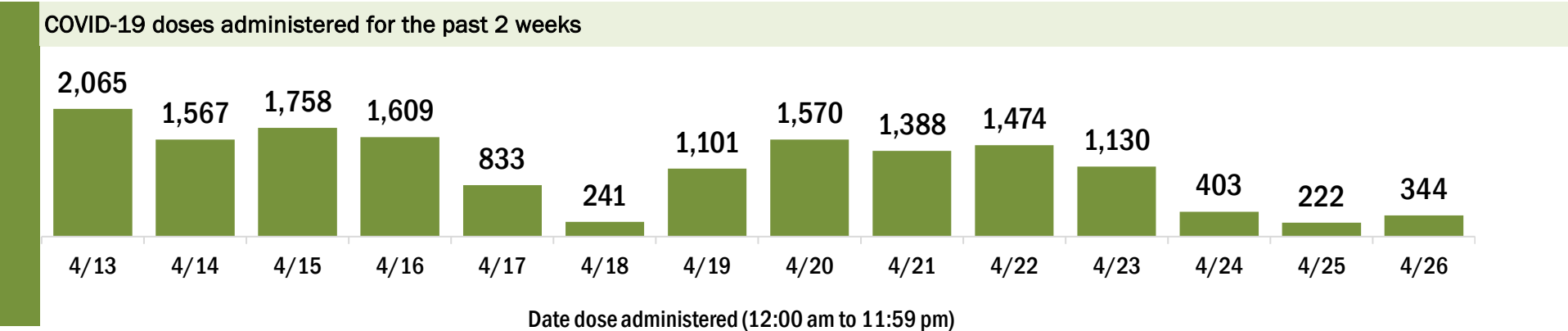
Data in this report are provisional and subject to change.

Data in this summary pertain to COVID-19 vaccines approved by the U.S. Food and Drug Administration and have been issued an Emergency Use Authorization (Janssen COVID-19 Vaccine, Moderna COVID-19 Vaccine and Pfizer-BioNTech COVID-19 Vaccine). These data summarize the number of people who have received either their first dose or have completed the series for a COVID-19 vaccine. **A person can only be counted in one category, first dose or series complete.** For persons receiving Moderna or Pfizer vaccines, once they receive their second dose, they are moved from the first dose column to the series completed column. **Because of this, the total first dose category may show a change from report to report not matching the total receiving their first dose from the previous day.** Persons receiving Johnson & Johnson vaccines will always be counted in the series completed column.

COVID-19 doses for vaccinated persons in Florida	
Doses administered	156,126
People receiving one dose of a 1-dose series (Johnson & Johnson) or receiving only one dose of a 2-dose series (Moderna, Pfizer) count once. Persons receiving both doses of a 2-dose series count twice.	

Current status of persons vaccinated for COVID-19 in Florida	
Total people vaccinated	95,609
First dose	28,125
Series completed	67,484
Completed 1-dose series	6,967
Completed 2-dose series	60,517
First dose: current number of people who have only received their first dose of the Moderna or Pfizer vaccine.	
Series complete: current number of people who have received both Moderna or Pfizer vaccine doses or one Johnson & Johnson dose and are considered fully immunized.	

Demographic summary	First dose	Series complete	Total people vaccinated
Age group	28,125	67,484	95,609
16-24 years	3,404	1,409	4,813
25-34 years	4,492	3,458	7,950
35-44 years	4,250	4,611	8,861
45-54 years	4,186	7,800	11,986
55-64 years	4,927	15,647	20,574
65-74 years	3,932	20,027	23,959
75-84 years	2,108	10,679	12,787
85+ years	826	3,853	4,679
Race	28,125	67,484	95,609
White	14,882	41,595	56,477
Black	3,599	10,243	13,842
American Indian/Alaskan	157	505	662
Other	2,899	6,160	9,059
Unknown	6,588	8,981	15,569
Other race includes Asian, native Hawaiian/Pacific Islander, or other.			
Ethnicity	28,125	67,484	95,609
Hispanic	1,192	1,586	2,778
Non-Hispanic	16,867	47,797	64,664
Unknown	10,066	18,101	28,167
Gender	28,125	67,484	95,609
Female	15,305	39,726	55,031
Male	12,738	27,700	40,438
Unknown	82	58	140



# COVID-19: Flagler County vaccine summary

Vaccination data through Apr 26, 2021 as of Apr 27, 2021 at 12:05 AM

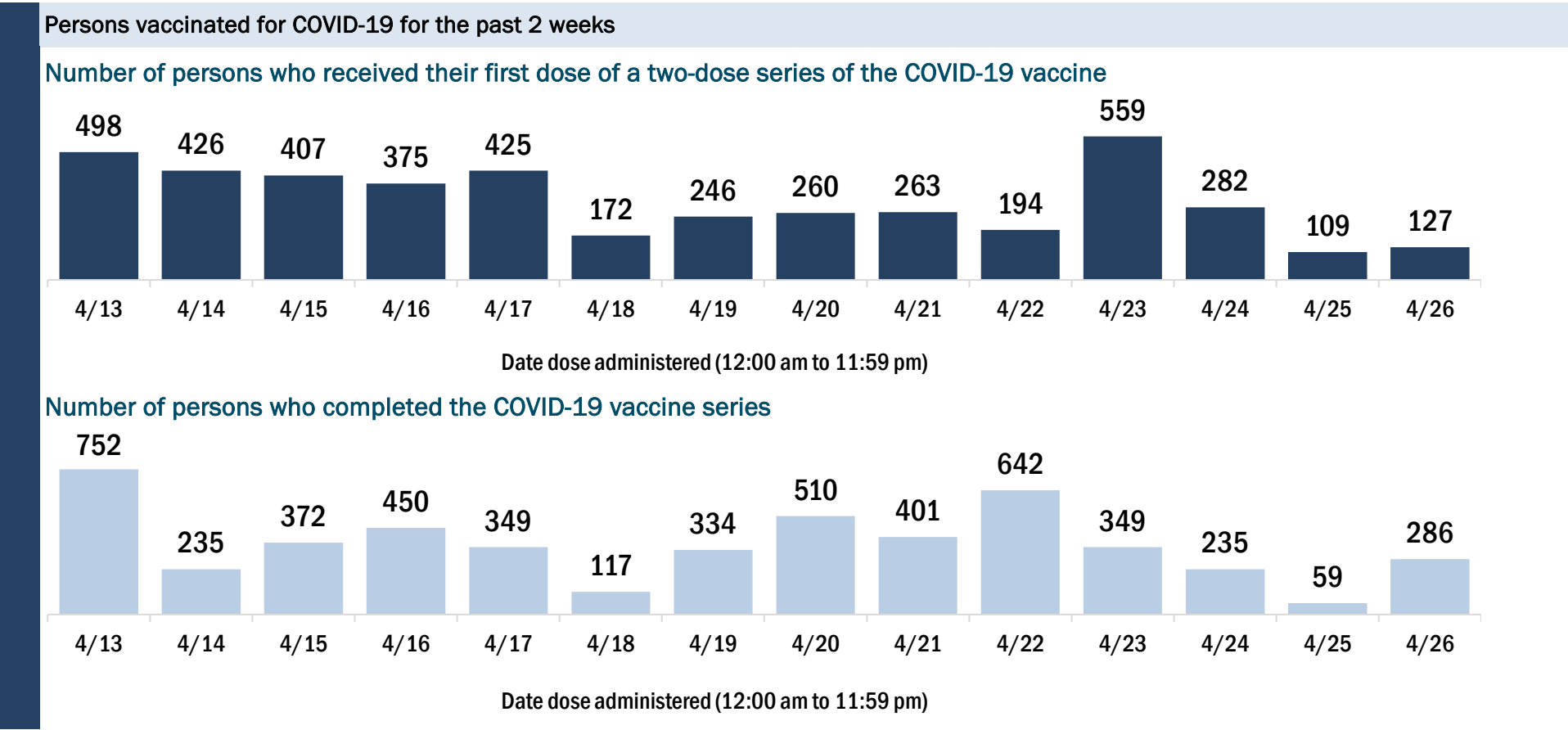
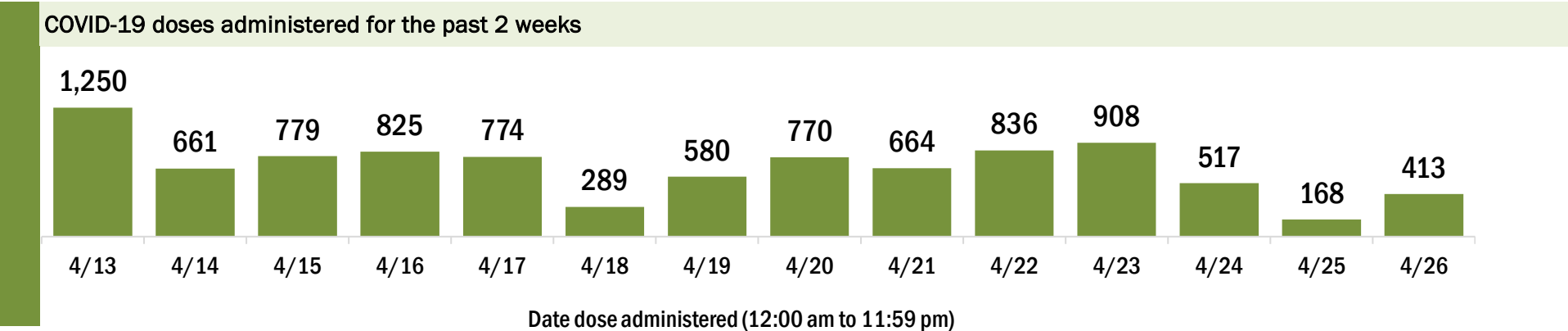
Data in this report are provisional and subject to change.

Data in this summary pertain to COVID-19 vaccines approved by the U.S. Food and Drug Administration and have been issued an Emergency Use Authorization (Janssen COVID-19 Vaccine, Moderna COVID-19 Vaccine and Pfizer-BioNTech COVID-19 Vaccine). These data summarize the number of people who have received either their first dose or have completed the series for a COVID-19 vaccine. **A person can only be counted in one category, first dose or series complete.** For persons receiving Moderna or Pfizer vaccines, once they receive their second dose, they are moved from the first dose column to the series completed column. **Because of this, the total first dose category may show a change from report to report not matching the total receiving their first dose from the previous day.** Persons receiving Johnson & Johnson vaccines will always be counted in the series completed column.

COVID-19 doses for vaccinated persons in Florida	
Doses administered	84,550
People receiving one dose of a 1-dose series (Johnson & Johnson) or receiving only one dose of a 2-dose series (Moderna, Pfizer) count once. Persons receiving both doses of a 2-dose series count twice.	

Current status of persons vaccinated for COVID-19 in Florida	
Total people vaccinated	50,784
First dose	14,876
Series completed	35,908
Completed 1-dose series	2,142
Completed 2-dose series	33,766
First dose: current number of people who have only received their first dose of the Moderna or Pfizer vaccine.	
Series complete: current number of people who have received both Moderna or Pfizer vaccine doses or one Johnson & Johnson dose and are considered fully immunized.	

Demographic summary	First dose	Series complete	Total people vaccinated
Age group	14,876	35,908	50,784
16-24 years	1,298	382	1,680
25-34 years	1,192	757	1,949
35-44 years	1,709	1,384	3,093
45-54 years	2,541	2,636	5,177
55-64 years	3,765	6,342	10,107
65-74 years	2,423	14,030	16,453
75-84 years	1,431	8,161	9,592
85+ years	517	2,216	2,733
Race	14,876	35,908	50,784
White	9,506	24,212	33,718
Black	1,017	2,322	3,339
American Indian/Alaskan	105	209	314
Other	1,337	3,272	4,609
Unknown	2,911	5,893	8,804
Other race includes Asian, native Hawaiian/Pacific Islander, or other.			
Ethnicity	14,876	35,908	50,784
Hispanic	1,511	1,910	3,421
Non-Hispanic	8,781	21,679	30,460
Unknown	4,584	12,319	16,903
Gender	14,876	35,908	50,784
Female	7,849	20,271	28,120
Male	6,841	15,470	22,311
Unknown	186	167	353



# COVID-19: Franklin County vaccine summary

Vaccination data through Apr 26, 2021 as of Apr 27, 2021 at 12:05 AM

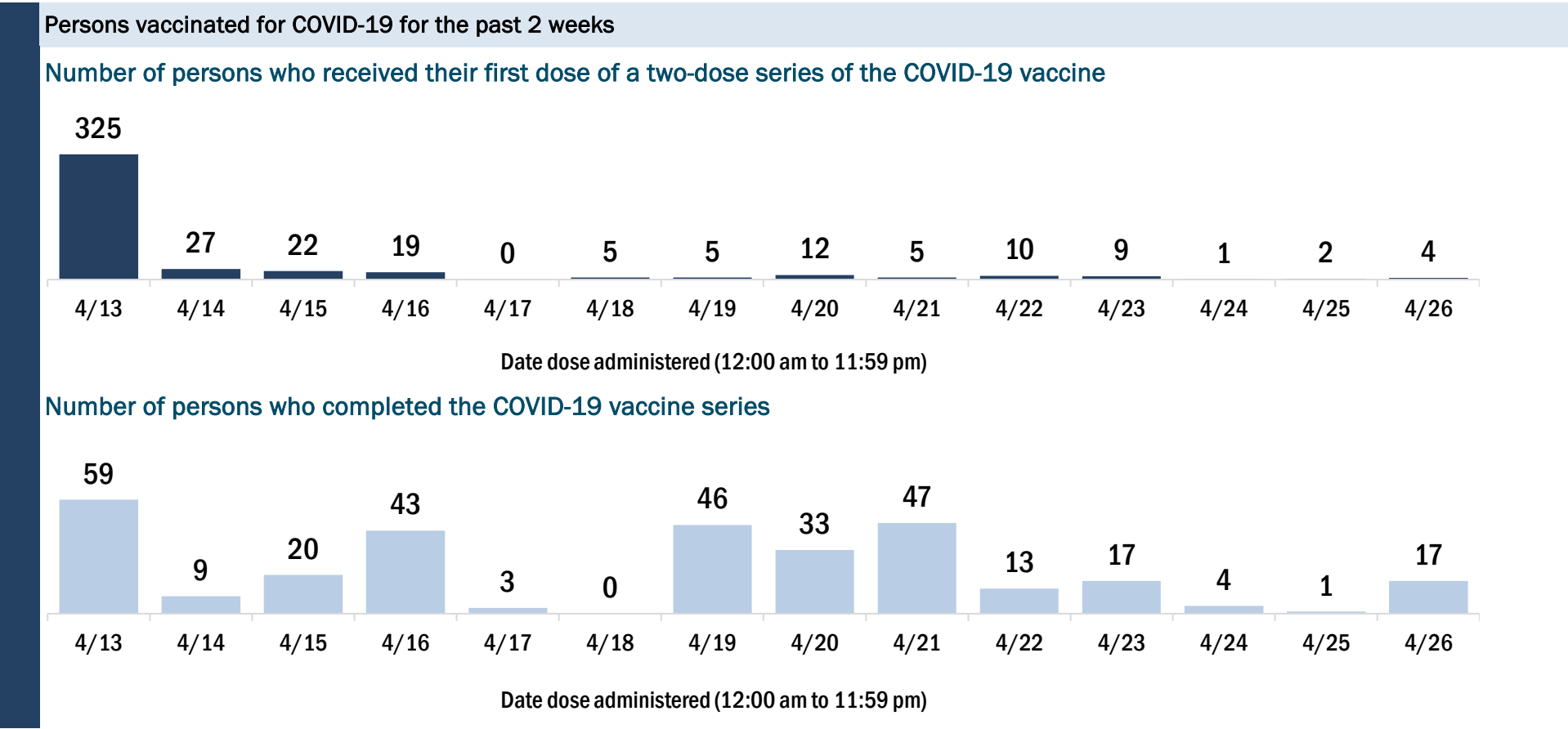
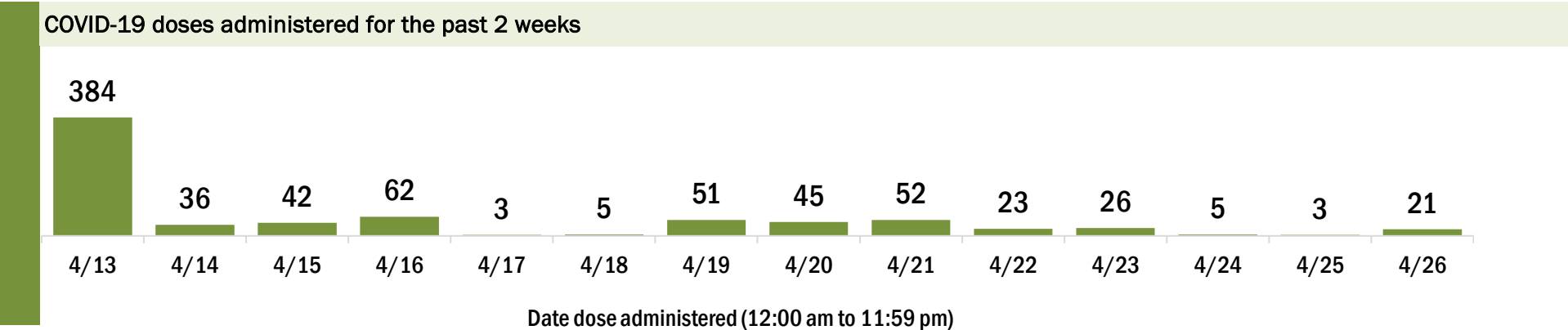
Data in this report are provisional and subject to change.

Data in this summary pertain to COVID-19 vaccines approved by the U.S. Food and Drug Administration and have been issued an Emergency Use Authorization (Janssen COVID-19 Vaccine, Moderna COVID-19 Vaccine and Pfizer-BioNTech COVID-19 Vaccine). These data summarize the number of people who have received either their first dose or have completed the series for a COVID-19 vaccine. **A person can only be counted in one category, first dose or series complete.** For persons receiving Moderna or Pfizer vaccines, once they receive their second dose, they are moved from the first dose column to the series completed column. **Because of this, the total first dose category may show a change from report to report not matching the total receiving their first dose from the previous day.** Persons receiving Johnson & Johnson vaccines will always be counted in the series completed column.

COVID-19 doses for vaccinated persons in Florida	
Doses administered	6,909
People receiving one dose of a 1-dose series (Johnson & Johnson) or receiving only one dose of a 2-dose series (Moderna, Pfizer) count once. Persons receiving both doses of a 2-dose series count twice.	

Current status of persons vaccinated for COVID-19 in Florida	
Total people vaccinated	3,952
First dose	915
Series completed	3,037
Completed 1-dose series	80
Completed 2-dose series	2,957
First dose: current number of people who have only received their first dose of the Moderna or Pfizer vaccine.	
Series complete: current number of people who have received both Moderna or Pfizer vaccine doses or one Johnson & Johnson dose and are considered fully immunized.	

Demographic summary	First dose	Series complete	Total people vaccinated
Age group	915	3,037	3,952
16-24 years	42	16	58
25-34 years	117	44	161
35-44 years	157	82	239
45-54 years	175	224	399
55-64 years	218	658	876
65-74 years	142	1,291	1,433
75-84 years	53	602	655
85+ years	11	120	131
Race	915	3,037	3,952
White	669	2,720	3,389
Black	177	139	316
American Indian/Alaskan	1	8	9
Other	34	117	151
Unknown	34	53	87
Other race includes Asian, native Hawaiian/Pacific Islander, or other.			
Ethnicity	915	3,037	3,952
Hispanic	16	42	58
Non-Hispanic	508	2,612	3,120
Unknown	391	383	774
Gender	915	3,037	3,952
Female	320	1,608	1,928
Male	595	1,429	2,024
Unknown	0	0	0





# COVID-19: Gadsden County vaccine summary

Vaccination data through Apr 26, 2021 as of Apr 27, 2021 at 12:05 AM

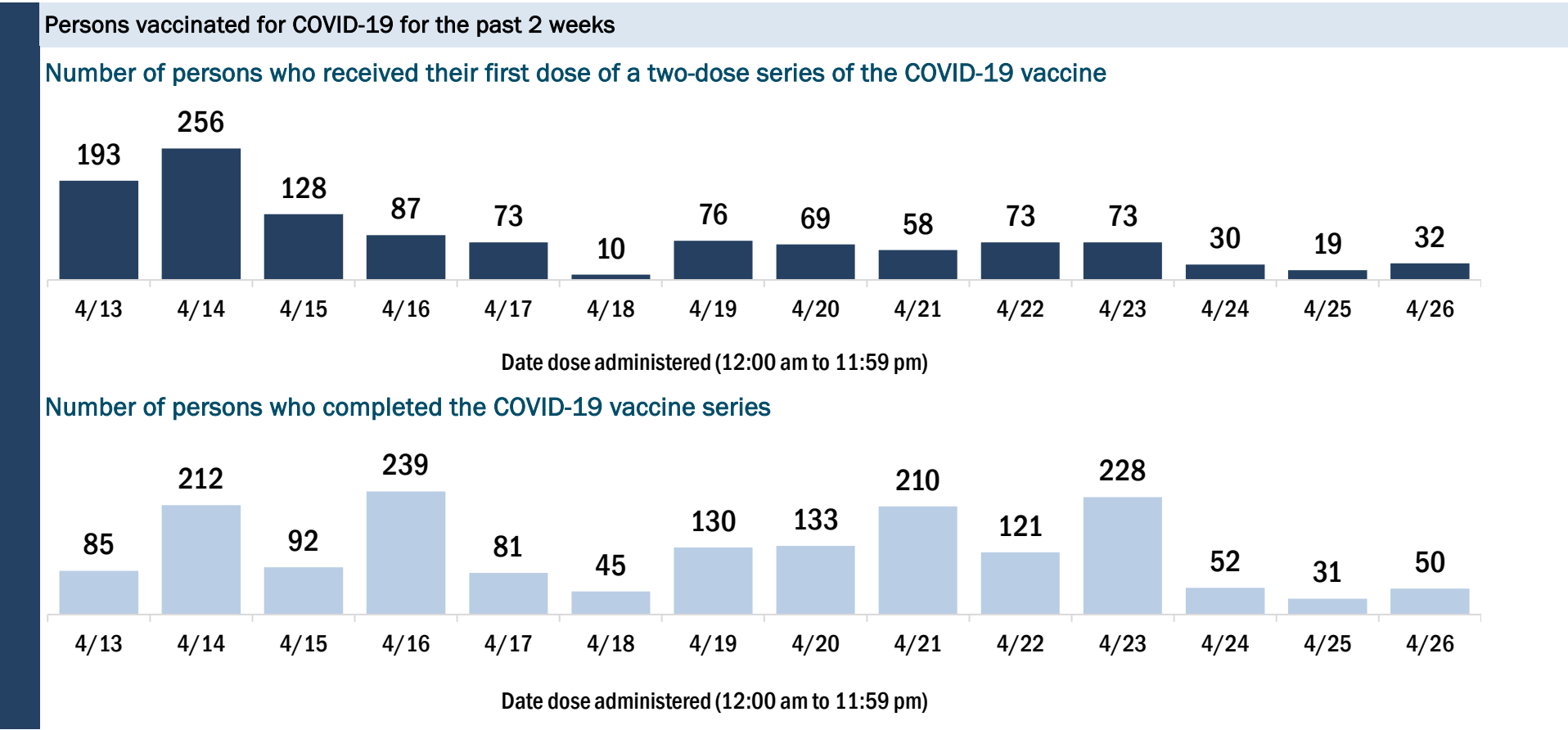
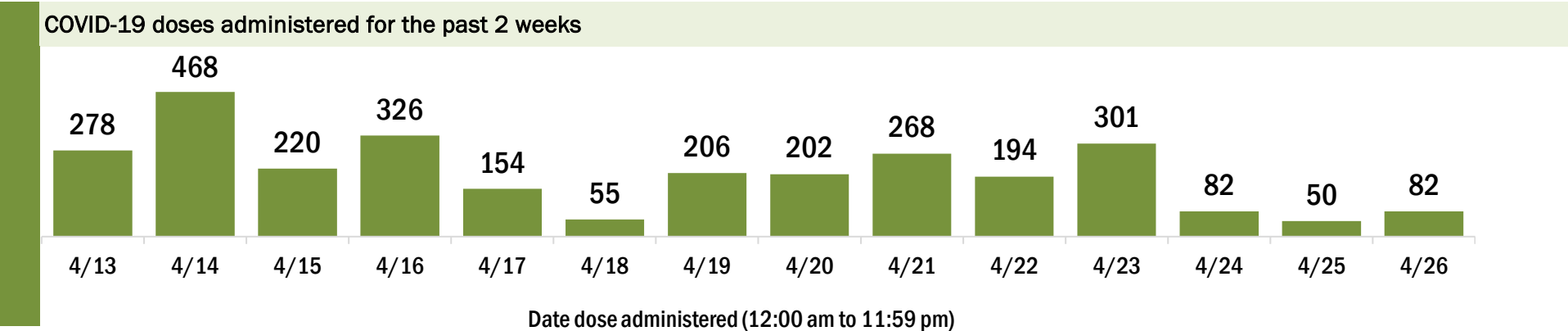
Data in this report are provisional and subject to change.

Data in this summary pertain to COVID-19 vaccines approved by the U.S. Food and Drug Administration and have been issued an Emergency Use Authorization (Janssen COVID-19 Vaccine, Moderna COVID-19 Vaccine and Pfizer-BioNTech COVID-19 Vaccine). These data summarize the number of people who have received either their first dose or have completed the series for a COVID-19 vaccine. **A person can only be counted in one category, first dose or series complete.** For persons receiving Moderna or Pfizer vaccines, once they receive their second dose, they are moved from the first dose column to the series completed column. **Because of this, the total first dose category may show a change from report to report not matching the total receiving their first dose from the previous day.** Persons receiving Johnson & Johnson vaccines will always be counted in the series completed column.

COVID-19 doses for vaccinated persons in Florida	
Doses administered	26,768
People receiving one dose of a 1-dose series (Johnson & Johnson) or receiving only one dose of a 2-dose series (Moderna, Pfizer) count once. Persons receiving both doses of a 2-dose series count twice.	

Current status of persons vaccinated for COVID-19 in Florida	
Total people vaccinated	16,213
First dose	3,945
Series completed	12,268
Completed 1-dose series	1,713
Completed 2-dose series	10,555
First dose: current number of people who have only received their first dose of the Moderna or Pfizer vaccine.	
Series complete: current number of people who have received both Moderna or Pfizer vaccine doses or one Johnson & Johnson dose and are considered fully immunized.	

Demographic summary	First dose	Series complete	Total people vaccinated
Age group	3,945	12,268	16,213
16-24 years	310	202	512
25-34 years	403	648	1,051
35-44 years	756	1,033	1,789
45-54 years	850	1,631	2,481
55-64 years	858	2,832	3,690
65-74 years	459	3,640	4,099
75-84 years	228	1,715	1,943
85+ years	81	567	648
Race	3,945	12,268	16,213
White	1,097	4,620	5,717
Black	1,733	5,166	6,899
American Indian/Alaskan	4	26	30
Other	617	1,603	2,220
Unknown	494	853	1,347
Other race includes Asian, native Hawaiian/Pacific Islander, or other.			
Ethnicity	3,945	12,268	16,213
Hispanic	529	409	938
Non-Hispanic	2,446	9,180	11,626
Unknown	970	2,679	3,649
Gender	3,945	12,268	16,213
Female	1,998	7,670	9,668
Male	1,947	4,598	6,545
Unknown	0	0	0



# COVID-19: Gilchrist County vaccine summary

Vaccination data through Apr 26, 2021 as of Apr 27, 2021 at 12:05 AM

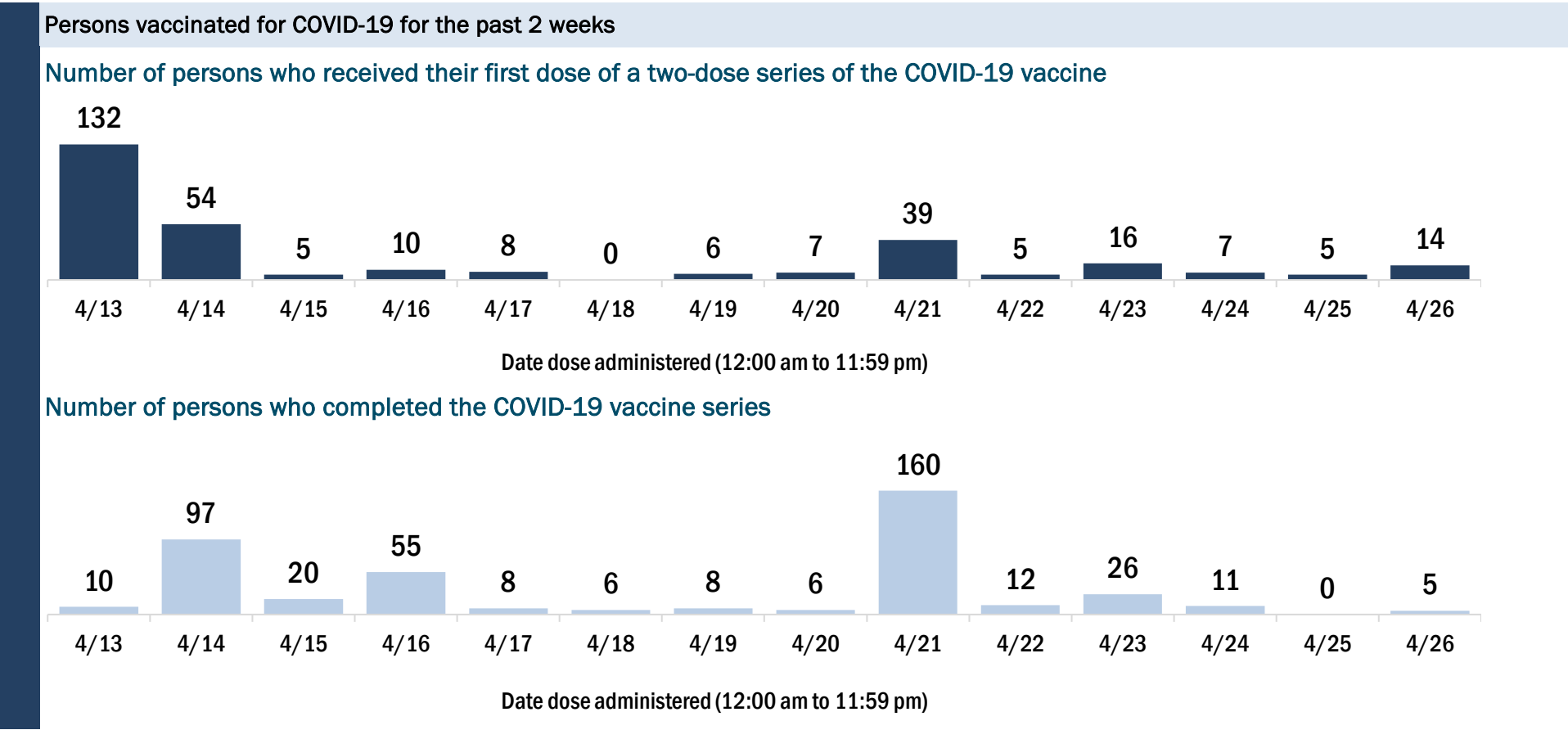
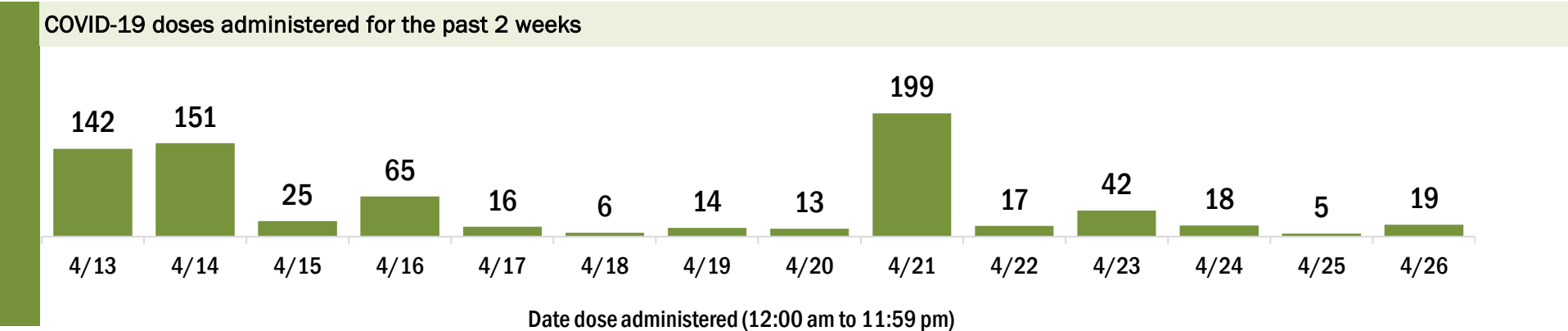
Data in this report are provisional and subject to change.

Data in this summary pertain to COVID-19 vaccines approved by the U.S. Food and Drug Administration and have been issued an Emergency Use Authorization (Janssen COVID-19 Vaccine, Moderna COVID-19 Vaccine and Pfizer-BioNTech COVID-19 Vaccine). These data summarize the number of people who have received either their first dose or have completed the series for a COVID-19 vaccine. **A person can only be counted in one category, first dose or series complete.** For persons receiving Moderna or Pfizer vaccines, once they receive their second dose, they are moved from the first dose column to the series completed column. **Because of this, the total first dose category may show a change from report to report not matching the total receiving their first dose from the previous day.** Persons receiving Johnson & Johnson vaccines will always be counted in the series completed column.

COVID-19 doses for vaccinated persons in Florida	
Doses administered	6,239
People receiving one dose of a 1-dose series (Johnson & Johnson) or receiving only one dose of a 2-dose series (Moderna, Pfizer) count once. Persons receiving both doses of a 2-dose series count twice.	

Current status of persons vaccinated for COVID-19 in Florida	
Total people vaccinated	3,762
First dose	874
Series completed	2,888
Completed 1-dose series	411
Completed 2-dose series	2,477
<b>First dose:</b> current number of people who have only received their first dose of the Moderna or Pfizer vaccine.	
<b>Series complete:</b> current number of people who have received both Moderna or Pfizer vaccine doses or one Johnson & Johnson dose and are considered fully immunized.	

Demographic summary	First dose	Series complete	Total people vaccinated
Age group	874	2,888	3,762
16-24 years	48	53	101
25-34 years	68	82	150
35-44 years	116	132	248
45-54 years	150	265	415
55-64 years	244	576	820
65-74 years	166	972	1,138
75-84 years	58	612	670
85+ years	24	196	220
Race	874	2,888	3,762
White	653	2,089	2,742
Black	42	49	91
American Indian/Alaskan	5	9	14
Other	71	212	283
Unknown	103	529	632
Other race includes Asian, native Hawaiian/Pacific Islander, or other.			
Ethnicity	874	2,888	3,762
Hispanic	68	59	127
Non-Hispanic	483	1,325	1,808
Unknown	323	1,504	1,827
Gender	874	2,888	3,762
Female	436	1,695	2,131
Male	437	1,193	1,630
Unknown	1	0	1



# COVID-19: Glades County vaccine summary

Vaccination data through Apr 26, 2021 as of Apr 27, 2021 at 12:05 AM

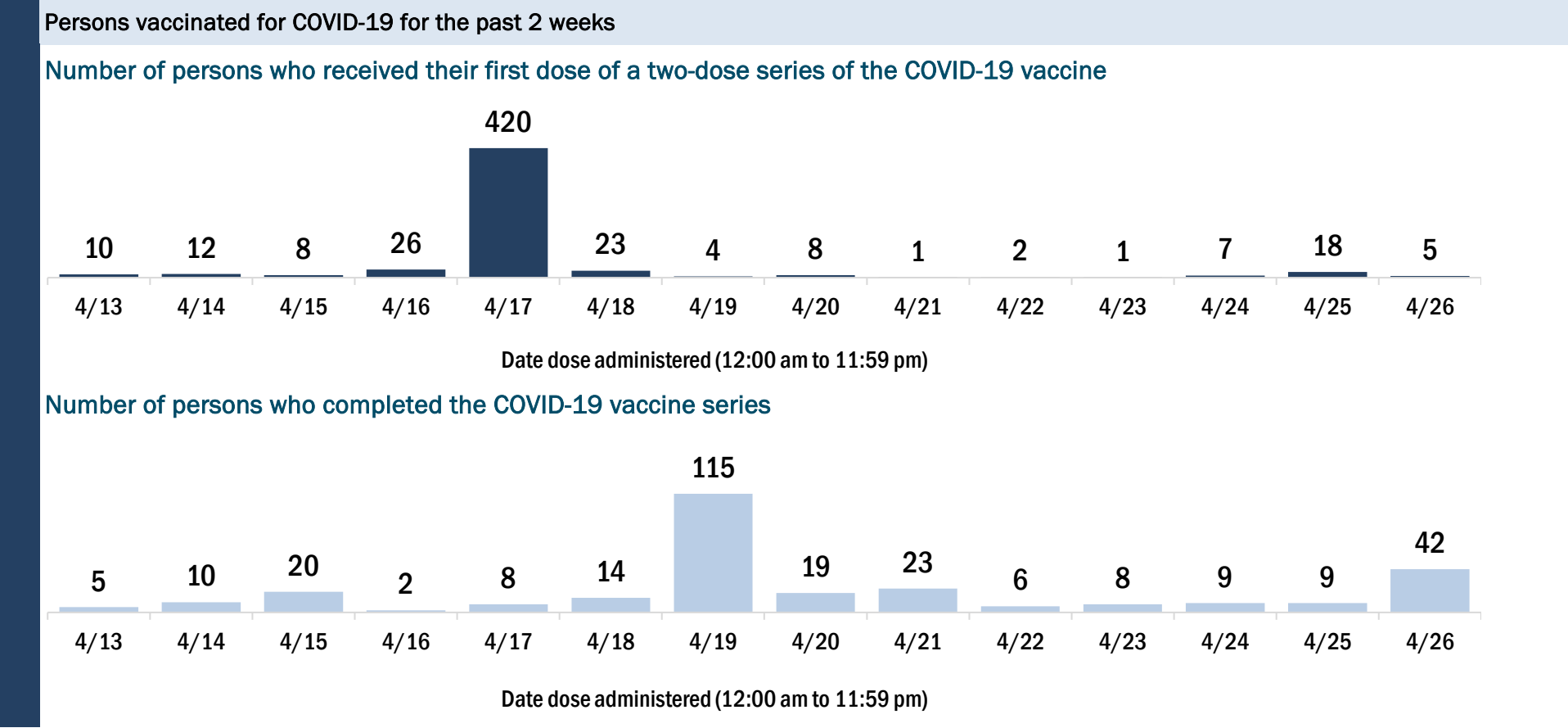
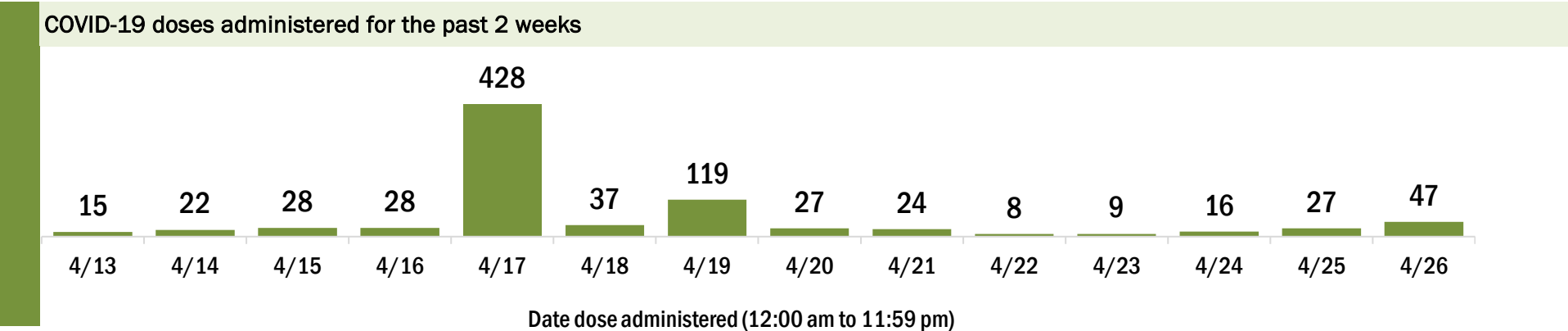
Data in this report are provisional and subject to change.

Data in this summary pertain to COVID-19 vaccines approved by the U.S. Food and Drug Administration and have been issued an Emergency Use Authorization (Janssen COVID-19 Vaccine, Moderna COVID-19 Vaccine and Pfizer-BioNTech COVID-19 Vaccine). These data summarize the number of people who have received either their first dose or have completed the series for a COVID-19 vaccine. **A person can only be counted in one category, first dose or series complete.** For persons receiving Moderna or Pfizer vaccines, once they receive their second dose, they are moved from the first dose column to the series completed column. **Because of this, the total first dose category may show a change from report to report not matching the total receiving their first dose from the previous day.** Persons receiving Johnson & Johnson vaccines will always be counted in the series completed column.

COVID-19 doses for vaccinated persons in Florida	
Doses administered	4,890
People receiving one dose of a 1-dose series (Johnson & Johnson) or receiving only one dose of a 2-dose series (Moderna, Pfizer) count once. Persons receiving both doses of a 2-dose series count twice.	

Current status of persons vaccinated for COVID-19 in Florida	
Total people vaccinated	2,957
First dose	799
Series completed	2,158
Completed 1-dose series	225
Completed 2-dose series	1,933
<b>First dose:</b> current number of people who have only received their first dose of the Moderna or Pfizer vaccine.	
<b>Series complete:</b> current number of people who have received both Moderna or Pfizer vaccine doses or one Johnson & Johnson dose and are considered fully immunized.	

Demographic summary	First dose	Series complete	Total people vaccinated
Age group	799	2,158	2,957
16-24 years	119	13	132
25-34 years	235	49	284
35-44 years	135	74	209
45-54 years	99	150	249
55-64 years	93	368	461
65-74 years	57	822	879
75-84 years	49	574	623
85+ years	12	108	120
Race	799	2,158	2,957
White	680	1,586	2,266
Black	35	110	145
American Indian/Alaskan	1	18	19
Other	26	116	142
Unknown	57	328	385
Other race includes Asian, native Hawaiian/Pacific Islander, or other.			
Ethnicity	799	2,158	2,957
Hispanic	476	111	587
Non-Hispanic	176	1,007	1,183
Unknown	147	1,040	1,187
Gender	799	2,158	2,957
Female	174	1,012	1,186
Male	625	1,146	1,771
Unknown	0	0	0



# COVID-19: Gulf County vaccine summary

Vaccination data through Apr 26, 2021 as of Apr 27, 2021 at 12:05 AM

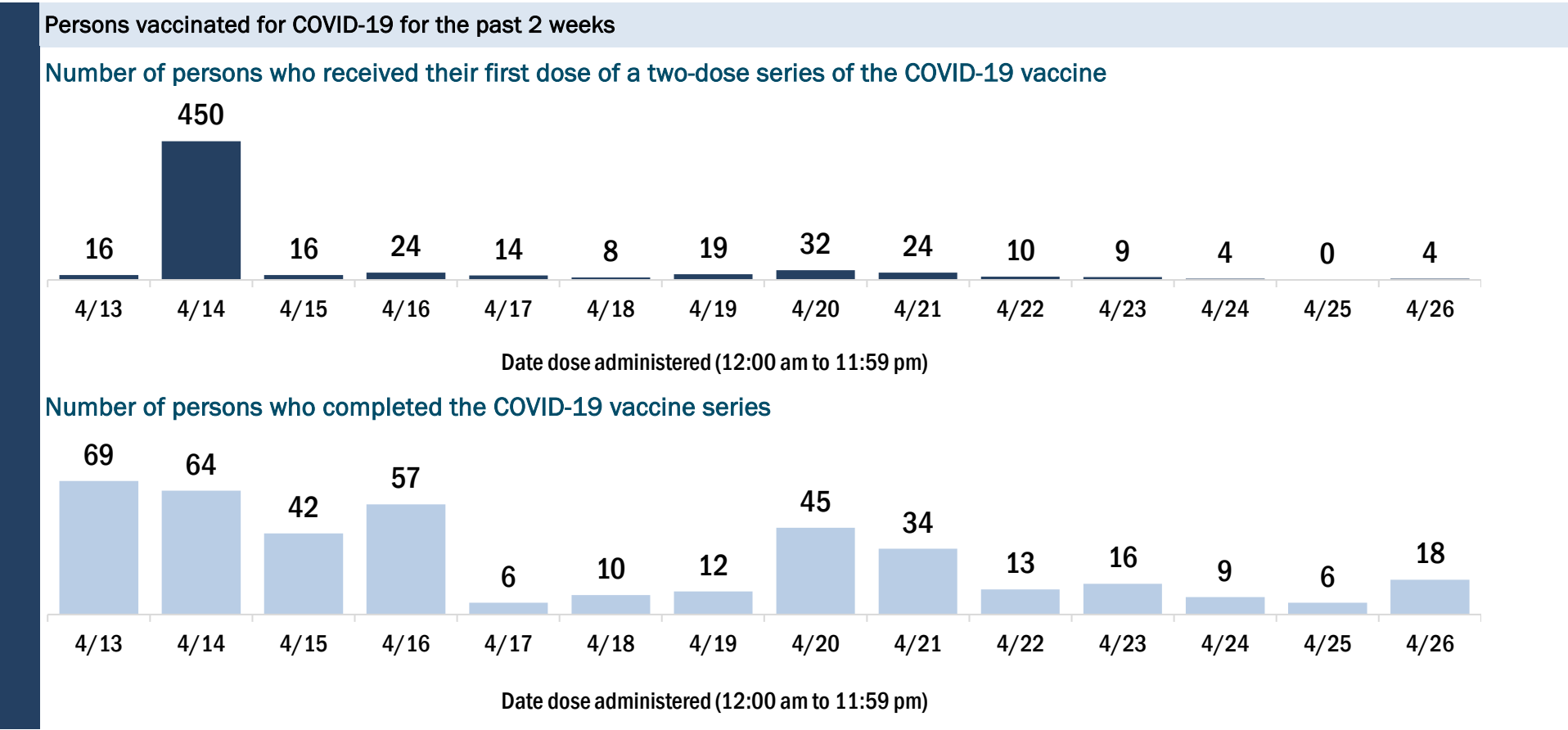
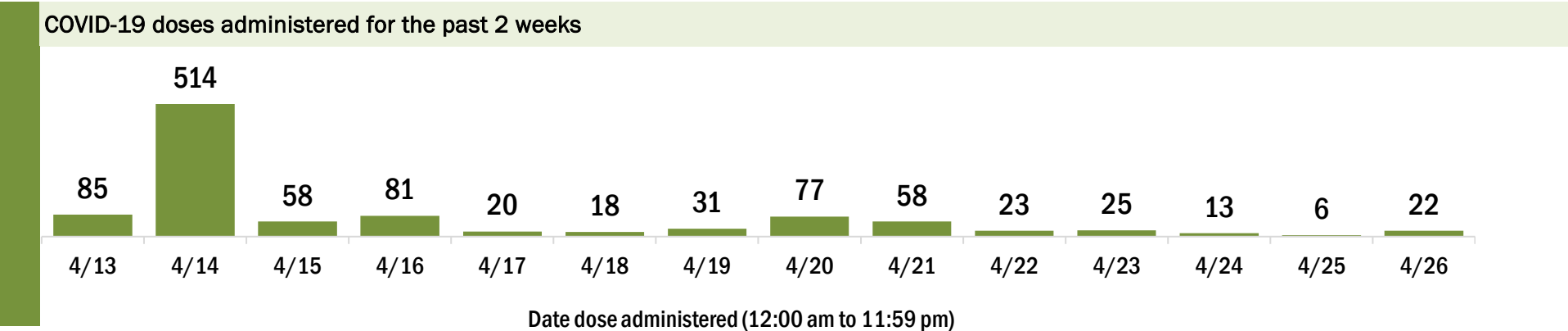
Data in this report are provisional and subject to change.

Data in this summary pertain to COVID-19 vaccines approved by the U.S. Food and Drug Administration and have been issued an Emergency Use Authorization (Janssen COVID-19 Vaccine, Moderna COVID-19 Vaccine and Pfizer-BioNTech COVID-19 Vaccine). These data summarize the number of people who have received either their first dose or have completed the series for a COVID-19 vaccine. **A person can only be counted in one category, first dose or series complete.** For persons receiving Moderna or Pfizer vaccines, once they receive their second dose, they are moved from the first dose column to the series completed column. **Because of this, the total first dose category may show a change from report to report not matching the total receiving their first dose from the previous day.** Persons receiving Johnson & Johnson vaccines will always be counted in the series completed column.

COVID-19 doses for vaccinated persons in Florida	
Doses administered	7,722
People receiving one dose of a 1-dose series (Johnson & Johnson) or receiving only one dose of a 2-dose series (Moderna, Pfizer) count once. Persons receiving both doses of a 2-dose series count twice.	

Current status of persons vaccinated for COVID-19 in Florida	
Total people vaccinated	4,579
First dose	1,194
Series completed	3,385
Completed 1-dose series	242
Completed 2-dose series	3,143
<b>First dose:</b> current number of people who have only received their first dose of the Moderna or Pfizer vaccine.	
<b>Series complete:</b> current number of people who have received both Moderna or Pfizer vaccine doses or one Johnson & Johnson dose and are considered fully immunized.	

Demographic summary	First dose	Series complete	Total people vaccinated
Age group	1,194	3,385	4,579
16-24 years	70	37	107
25-34 years	161	66	227
35-44 years	190	119	309
45-54 years	252	252	504
55-64 years	292	577	869
65-74 years	134	1,456	1,590
75-84 years	85	688	773
85+ years	10	190	200
Race	1,194	3,385	4,579
White	827	2,985	3,812
Black	271	242	513
American Indian/Alaskan	3	10	13
Other	69	87	156
Unknown	24	61	85
Other race includes Asian, native Hawaiian/Pacific Islander, or other.			
Ethnicity	1,194	3,385	4,579
Hispanic	14	35	49
Non-Hispanic	563	3,057	3,620
Unknown	617	293	910
Gender	1,194	3,385	4,579
Female	432	1,780	2,212
Male	762	1,605	2,367
Unknown	0	0	0





# COVID-19: Hamilton County vaccine summary

Vaccination data through Apr 26, 2021 as of Apr 27, 2021 at 12:05 AM

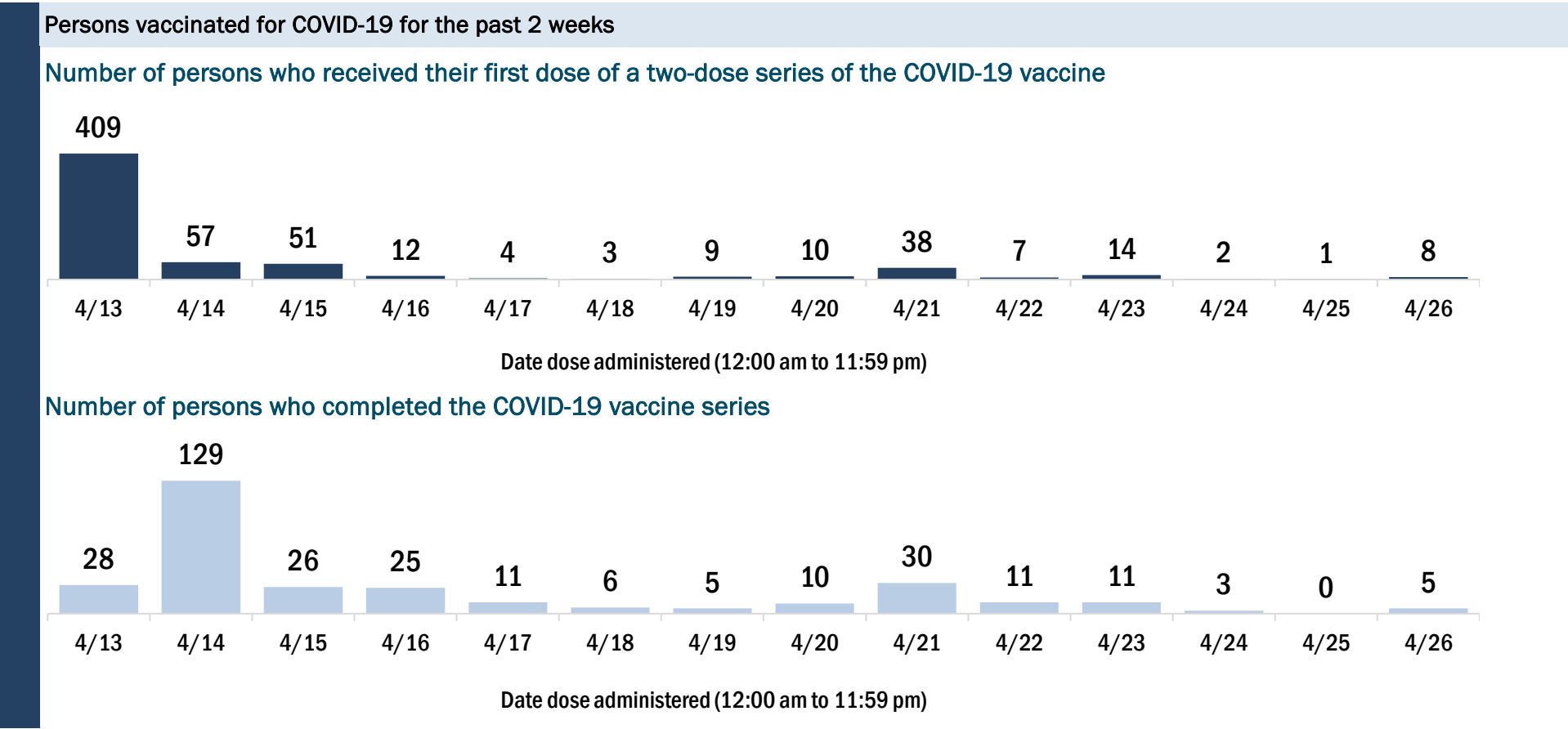
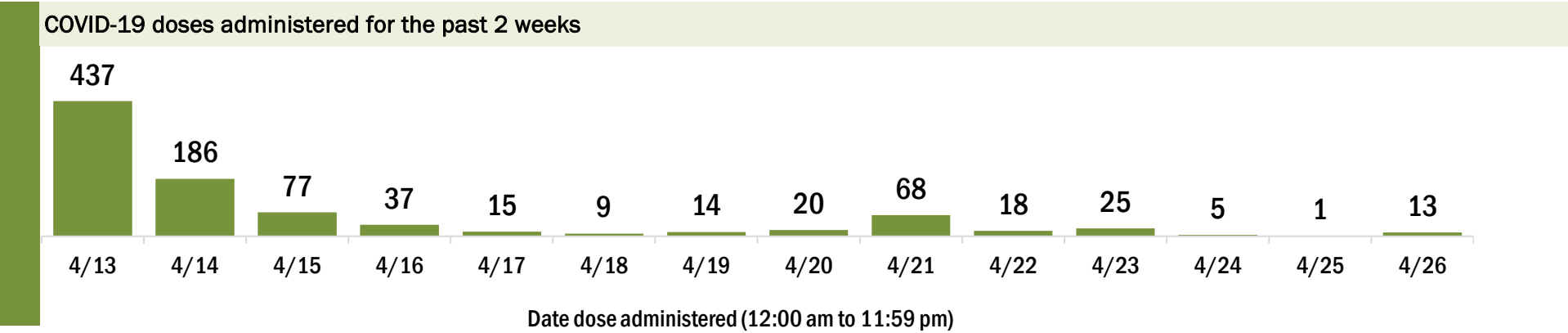
Data in this report are provisional and subject to change.

Data in this summary pertain to COVID-19 vaccines approved by the U.S. Food and Drug Administration and have been issued an Emergency Use Authorization (Janssen COVID-19 Vaccine, Moderna COVID-19 Vaccine and Pfizer-BioNTech COVID-19 Vaccine). These data summarize the number of people who have received either their first dose or have completed the series for a COVID-19 vaccine. **A person can only be counted in one category, first dose or series complete.** For persons receiving Moderna or Pfizer vaccines, once they receive their second dose, they are moved from the first dose column to the series completed column. **Because of this, the total first dose category may show a change from report to report not matching the total receiving their first dose from the previous day.** Persons receiving Johnson & Johnson vaccines will always be counted in the series completed column.

COVID-19 doses for vaccinated persons in Florida	
Doses administered	5,164
People receiving one dose of a 1-dose series (Johnson & Johnson) or receiving only one dose of a 2-dose series (Moderna, Pfizer) count once. Persons receiving both doses of a 2-dose series count twice.	

Current status of persons vaccinated for COVID-19 in Florida	
Total people vaccinated	3,191
First dose	999
Series completed	2,192
Completed 1-dose series	219
Completed 2-dose series	1,973
First dose: current number of people who have only received their first dose of the Moderna or Pfizer vaccine.	
Series complete: current number of people who have received both Moderna or Pfizer vaccine doses or one Johnson & Johnson dose and are considered fully immunized.	

Demographic summary	First dose	Series complete	Total people vaccinated
Age group	999	2,192	3,191
16-24 years	48	24	72
25-34 years	136	47	183
35-44 years	177	81	258
45-54 years	195	182	377
55-64 years	262	436	698
65-74 years	111	884	995
75-84 years	40	434	474
85+ years	30	104	134
Race	999	2,192	3,191
White	521	1,317	1,838
Black	354	512	866
American Indian/Alaskan	7	2	9
Other	89	134	223
Unknown	28	227	255
Other race includes Asian, native Hawaiian/Pacific Islander, or other.			
Ethnicity	999	2,192	3,191
Hispanic	78	41	119
Non-Hispanic	770	1,285	2,055
Unknown	151	866	1,017
Gender	999	2,192	3,191
Female	323	1,235	1,558
Male	676	957	1,633
Unknown	0	0	0



# COVID-19: Hardee County vaccine summary

Vaccination data through Apr 26, 2021 as of Apr 27, 2021 at 12:05 AM

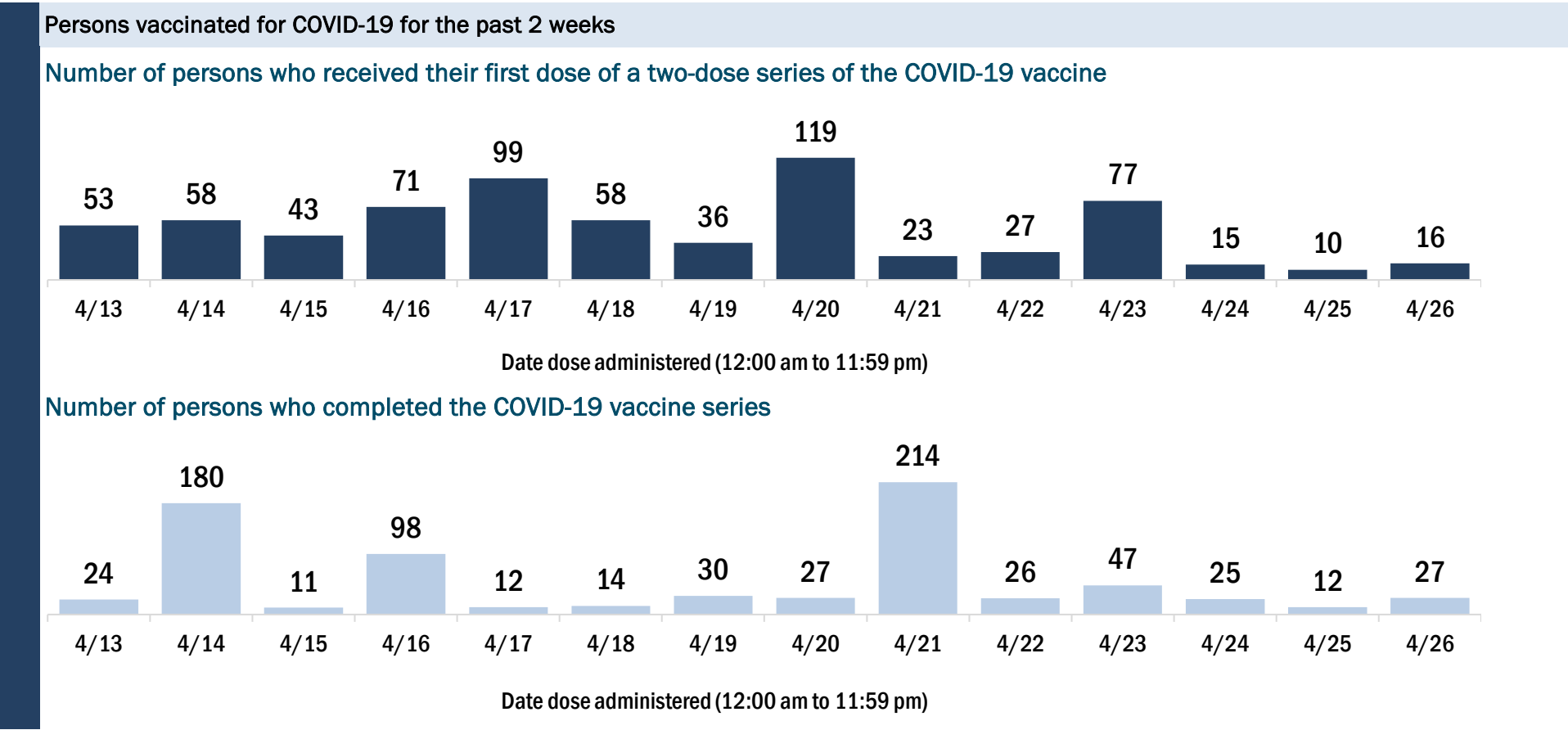
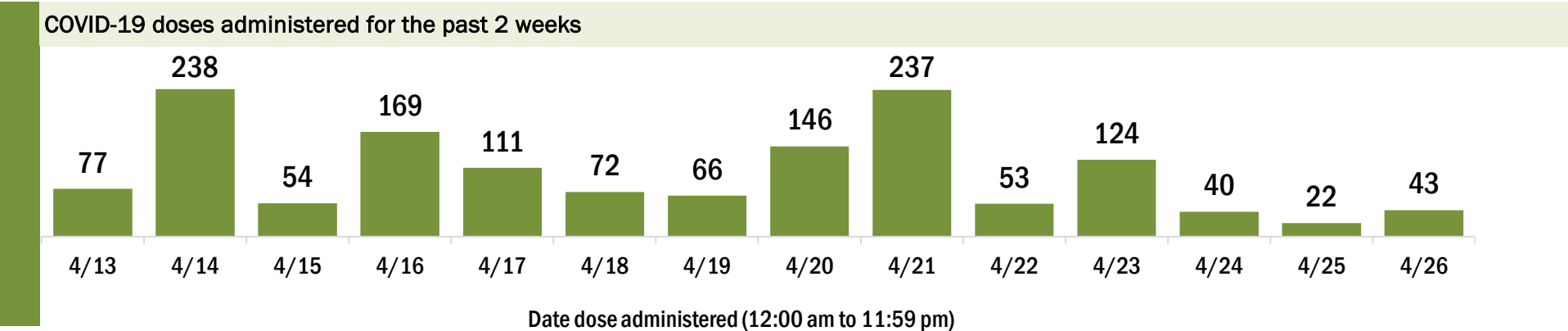
Data in this report are provisional and subject to change.

Data in this summary pertain to COVID-19 vaccines approved by the U.S. Food and Drug Administration and have been issued an Emergency Use Authorization (Janssen COVID-19 Vaccine, Moderna COVID-19 Vaccine and Pfizer-BioNTech COVID-19 Vaccine). These data summarize the number of people who have received either their first dose or have completed the series for a COVID-19 vaccine. **A person can only be counted in one category, first dose or series complete.** For persons receiving Moderna or Pfizer vaccines, once they receive their second dose, they are moved from the first dose column to the series completed column. **Because of this, the total first dose category may show a change from report to report not matching the total receiving their first dose from the previous day.** Persons receiving Johnson & Johnson vaccines will always be counted in the series completed column.

COVID-19 doses for vaccinated persons in Florida	
Doses administered	9,260
People receiving one dose of a 1-dose series (Johnson & Johnson) or receiving only one dose of a 2-dose series (Moderna, Pfizer) count once. Persons receiving both doses of a 2-dose series count twice.	

Current status of persons vaccinated for COVID-19 in Florida	
Total people vaccinated	5,591
First dose	1,784
Series completed	3,807
Completed 1-dose series	138
Completed 2-dose series	3,669
<b>First dose:</b> current number of people who have only received their first dose of the Moderna or Pfizer vaccine.	
<b>Series complete:</b> current number of people who have received both Moderna or Pfizer vaccine doses or one Johnson & Johnson dose and are considered fully immunized.	

Demographic summary	First dose	Series complete	Total people vaccinated
Age group	1,784	3,807	5,591
16-24 years	156	68	224
25-34 years	221	140	361
35-44 years	267	145	412
45-54 years	372	279	651
55-64 years	437	589	1,026
65-74 years	201	1,380	1,581
75-84 years	104	943	1,047
85+ years	26	263	289
Race	1,784	3,807	5,591
White	1,341	3,190	4,531
Black	91	150	241
American Indian/Alaskan	1	26	27
Other	258	362	620
Unknown	93	79	172
Other race includes Asian, native Hawaiian/Pacific Islander, or other.			
Ethnicity	1,784	3,807	5,591
Hispanic	779	548	1,327
Non-Hispanic	737	2,918	3,655
Unknown	268	341	609
Gender	1,784	3,807	5,591
Female	868	2,063	2,931
Male	913	1,743	2,656
Unknown	3	1	4



# COVID-19: Hendry County vaccine summary

Vaccination data through Apr 26, 2021 as of Apr 27, 2021 at 12:05 AM

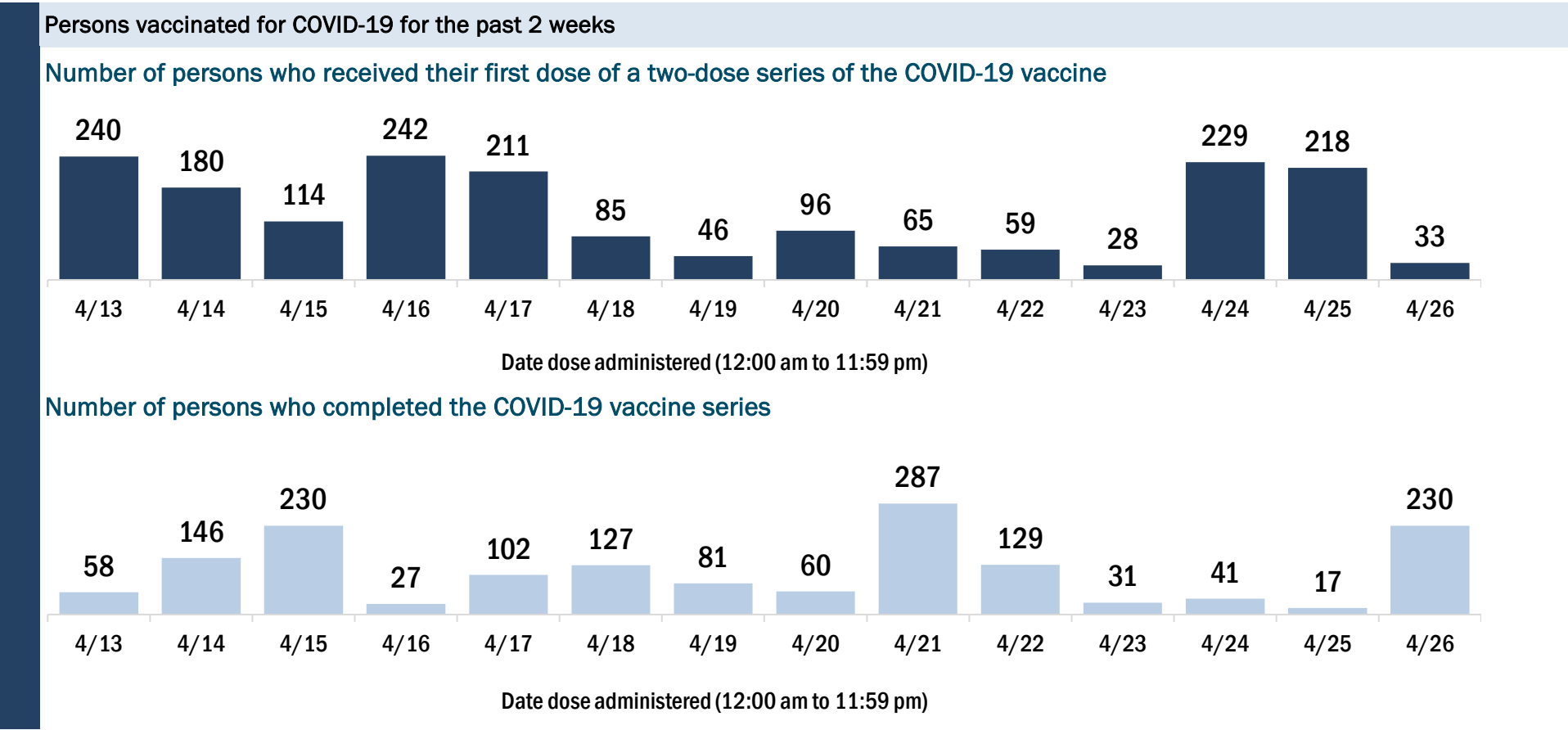
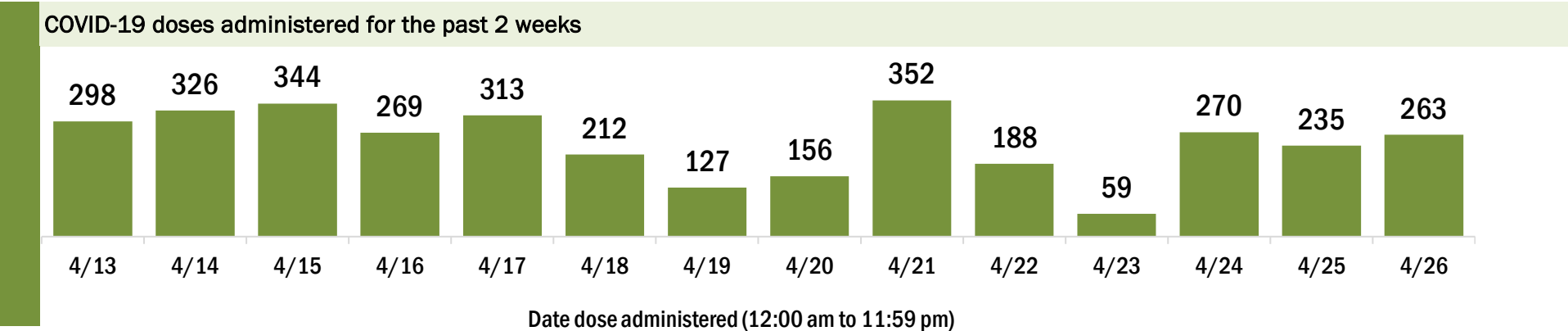
Data in this report are provisional and subject to change.

Data in this summary pertain to COVID-19 vaccines approved by the U.S. Food and Drug Administration and have been issued an Emergency Use Authorization (Janssen COVID-19 Vaccine, Moderna COVID-19 Vaccine and Pfizer-BioNTech COVID-19 Vaccine). These data summarize the number of people who have received either their first dose or have completed the series for a COVID-19 vaccine. **A person can only be counted in one category, first dose or series complete.** For persons receiving Moderna or Pfizer vaccines, once they receive their second dose, they are moved from the first dose column to the series completed column. **Because of this, the total first dose category may show a change from report to report not matching the total receiving their first dose from the previous day.** Persons receiving Johnson & Johnson vaccines will always be counted in the series completed column.

COVID-19 doses for vaccinated persons in Florida	
Doses administered	17,533
People receiving one dose of a 1-dose series (Johnson & Johnson) or receiving only one dose of a 2-dose series (Moderna, Pfizer) count once. Persons receiving both doses of a 2-dose series count twice.	

Current status of persons vaccinated for COVID-19 in Florida	
Total people vaccinated	11,303
First dose	3,951
Series completed	7,352
Completed 1-dose series	1,122
Completed 2-dose series	6,230
<b>First dose:</b> current number of people who have only received their first dose of the Moderna or Pfizer vaccine.	
<b>Series complete:</b> current number of people who have received both Moderna or Pfizer vaccine doses or one Johnson & Johnson dose and are considered fully immunized.	

Demographic summary	First dose	Series complete	Total people vaccinated
Age group	3,951	7,352	11,303
16-24 years	521	232	753
25-34 years	692	437	1,129
35-44 years	712	491	1,203
45-54 years	781	921	1,702
55-64 years	717	1,616	2,333
65-74 years	313	2,207	2,520
75-84 years	153	1,135	1,288
85+ years	62	313	375
Race	3,951	7,352	11,303
White	2,966	4,931	7,897
Black	216	500	716
American Indian/Alaskan	4	23	27
Other	465	1,179	1,644
Unknown	300	719	1,019
Other race includes Asian, native Hawaiian/Pacific Islander, or other.			
Ethnicity	3,951	7,352	11,303
Hispanic	2,188	2,114	4,302
Non-Hispanic	913	3,032	3,945
Unknown	850	2,206	3,056
Gender	3,951	7,352	11,303
Female	1,563	3,728	5,291
Male	2,386	3,622	6,008
Unknown	2	2	4



# COVID-19: Hernando County vaccine summary

Vaccination data through Apr 26, 2021 as of Apr 27, 2021 at 12:05 AM

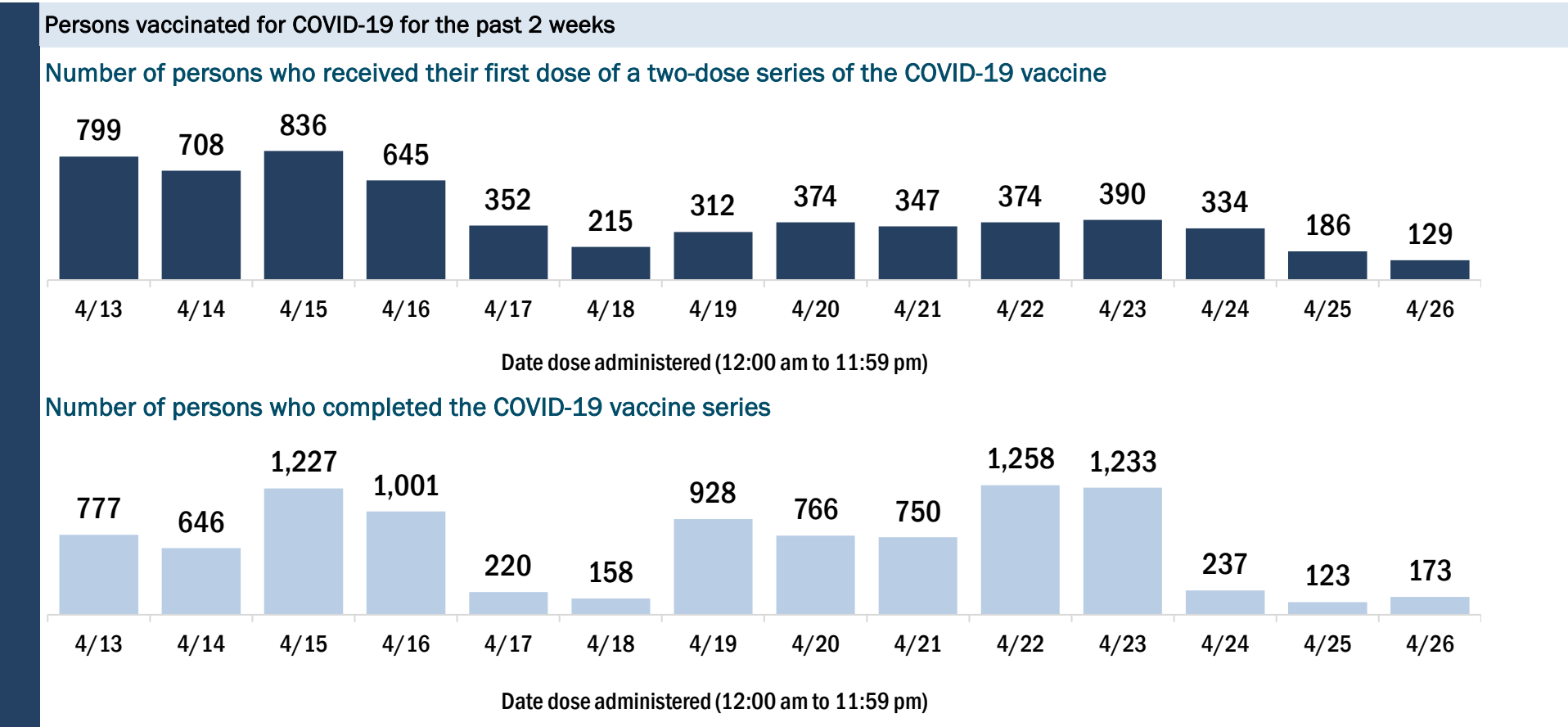
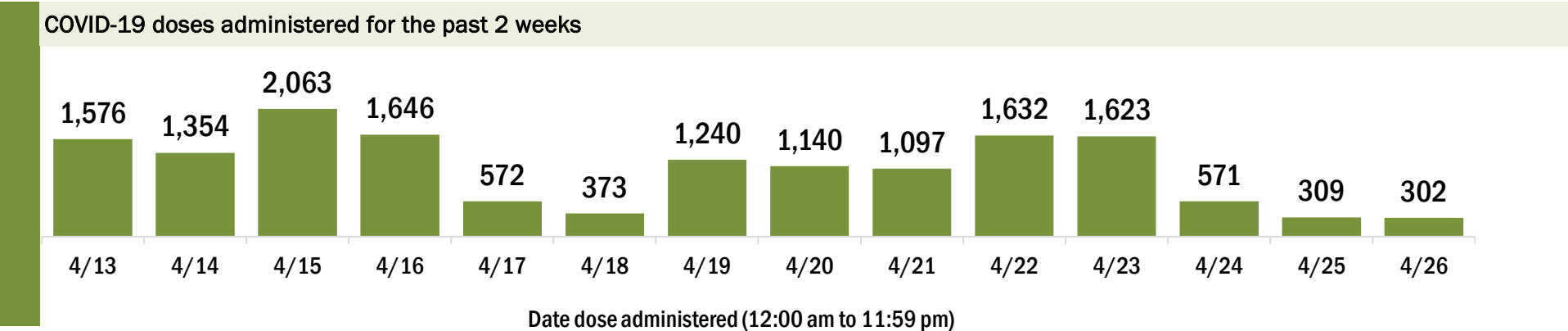
Data in this report are provisional and subject to change.

Data in this summary pertain to COVID-19 vaccines approved by the U.S. Food and Drug Administration and have been issued an Emergency Use Authorization (Janssen COVID-19 Vaccine, Moderna COVID-19 Vaccine and Pfizer-BioNTech COVID-19 Vaccine). These data summarize the number of people who have received either their first dose or have completed the series for a COVID-19 vaccine. **A person can only be counted in one category, first dose or series complete.** For persons receiving Moderna or Pfizer vaccines, once they receive their second dose, they are moved from the first dose column to the series completed column. **Because of this, the total first dose category may show a change from report to report not matching the total receiving their first dose from the previous day.** Persons receiving Johnson & Johnson vaccines will always be counted in the series completed column.

COVID-19 doses for vaccinated persons in Florida	
Doses administered	109,367
People receiving one dose of a 1-dose series (Johnson & Johnson) or receiving only one dose of a 2-dose series (Moderna, Pfizer) count once. Persons receiving both doses of a 2-dose series count twice.	

Current status of persons vaccinated for COVID-19 in Florida	
Total people vaccinated	66,263
First dose	18,428
Series completed	47,835
Completed 1-dose series	4,731
Completed 2-dose series	43,104
First dose: current number of people who have only received their first dose of the Moderna or Pfizer vaccine.	
Series complete: current number of people who have received both Moderna or Pfizer vaccine doses or one Johnson & Johnson dose and are considered fully immunized.	

Demographic summary	First dose	Series complete	Total people vaccinated
Age group	18,428	47,835	66,263
16-24 years	1,569	612	2,181
25-34 years	1,711	1,204	2,915
35-44 years	2,305	1,896	4,201
45-54 years	3,119	4,003	7,122
55-64 years	3,944	9,009	12,953
65-74 years	3,053	16,775	19,828
75-84 years	1,964	10,917	12,881
85+ years	763	3,419	4,182
Race	18,428	47,835	66,263
White	12,758	34,643	47,401
Black	581	1,223	1,804
American Indian/Alaskan	84	148	232
Other	1,448	3,306	4,754
Unknown	3,557	8,515	12,072
Other race includes Asian, native Hawaiian/Pacific Islander, or other.			
Ethnicity	18,428	47,835	66,263
Hispanic	1,567	2,265	3,832
Non-Hispanic	9,231	27,049	36,280
Unknown	7,630	18,521	26,151
Gender	18,428	47,835	66,263
Female	10,199	27,711	37,910
Male	8,214	20,090	28,304
Unknown	15	34	49





# COVID-19: Highlands County vaccine summary

Vaccination data through Apr 26, 2021 as of Apr 27, 2021 at 12:05 AM

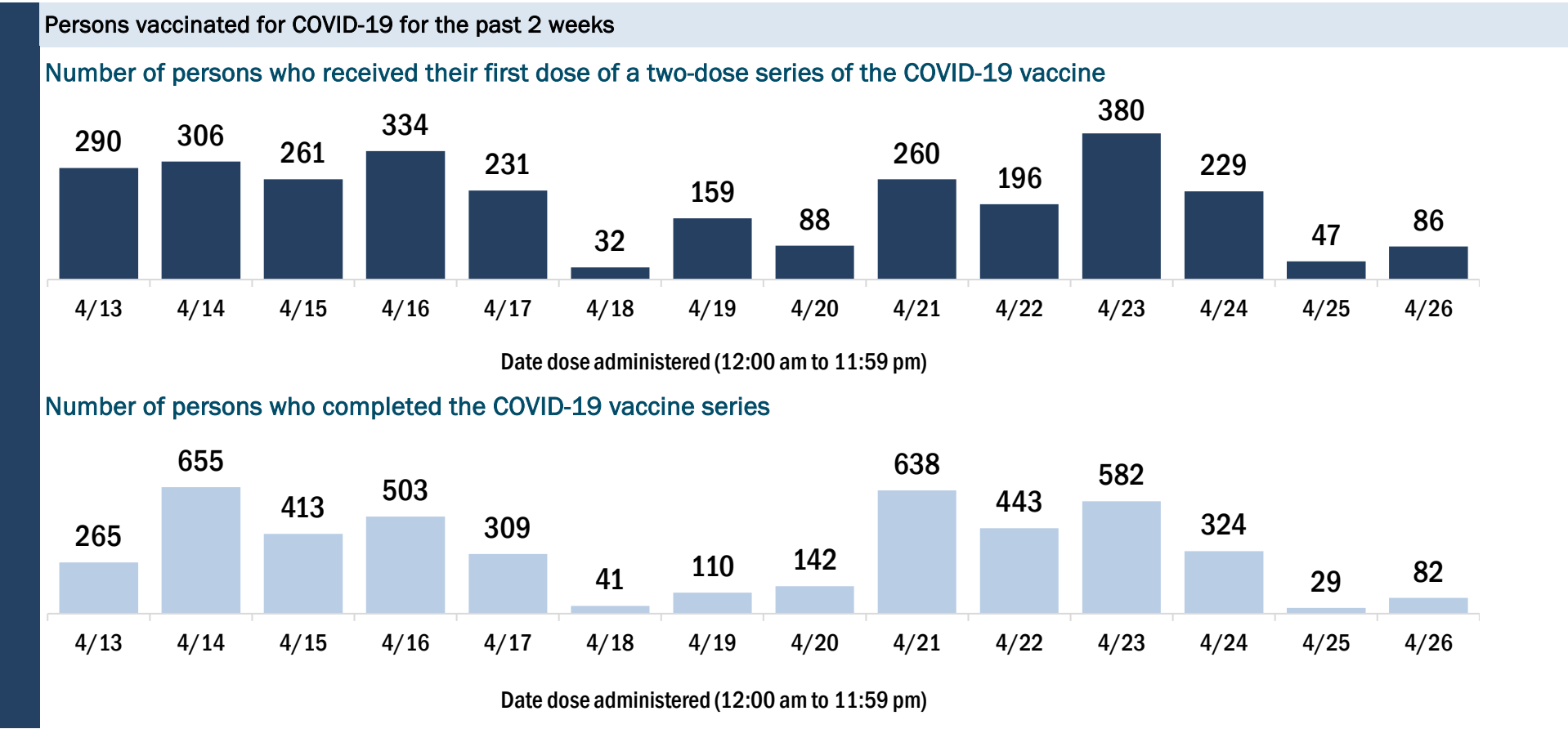
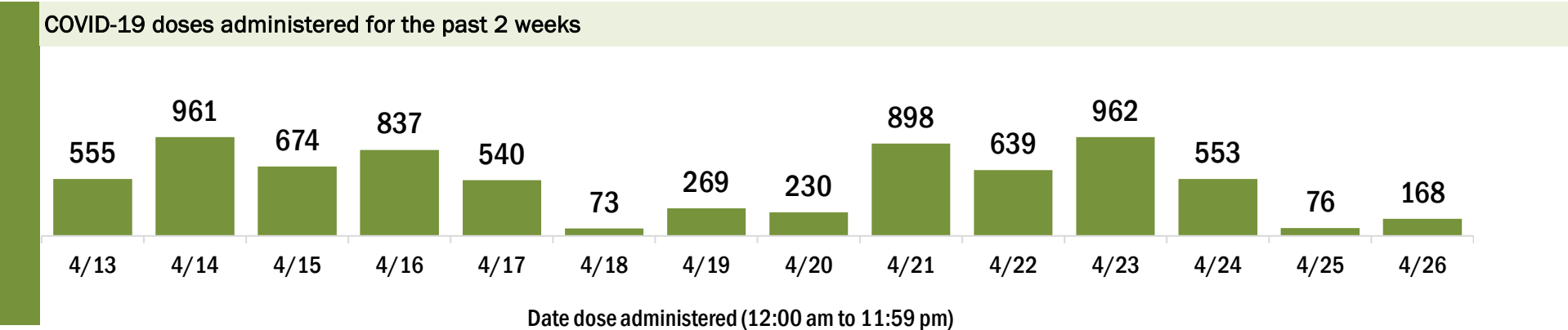
Data in this report are provisional and subject to change.

Data in this summary pertain to COVID-19 vaccines approved by the U.S. Food and Drug Administration and have been issued an Emergency Use Authorization (Janssen COVID-19 Vaccine, Moderna COVID-19 Vaccine and Pfizer-BioNTech COVID-19 Vaccine). These data summarize the number of people who have received either their first dose or have completed the series for a COVID-19 vaccine. **A person can only be counted in one category, first dose or series complete.** For persons receiving Moderna or Pfizer vaccines, once they receive their second dose, they are moved from the first dose column to the series completed column. **Because of this, the total first dose category may show a change from report to report not matching the total receiving their first dose from the previous day.** Persons receiving Johnson & Johnson vaccines will always be counted in the series completed column.

COVID-19 doses for vaccinated persons in Florida	
Doses administered	67,322
People receiving one dose of a 1-dose series (Johnson & Johnson) or receiving only one dose of a 2-dose series (Moderna, Pfizer) count once. Persons receiving both doses of a 2-dose series count twice.	

Current status of persons vaccinated for COVID-19 in Florida	
Total people vaccinated	40,899
First dose	13,913
Series completed	26,986
Completed 1-dose series	563
Completed 2-dose series	26,423
First dose: current number of people who have only received their first dose of the Moderna or Pfizer vaccine.	
Series complete: current number of people who have received both Moderna or Pfizer vaccine doses or one Johnson & Johnson dose and are considered fully immunized.	

Demographic summary	First dose	Series complete	Total people vaccinated
Age group	13,913	26,986	40,899
16-24 years	606	162	768
25-34 years	680	395	1,075
35-44 years	973	622	1,595
45-54 years	1,447	1,336	2,783
55-64 years	2,668	4,044	6,712
65-74 years	3,742	10,203	13,945
75-84 years	2,869	8,013	10,882
85+ years	928	2,211	3,139
Race	13,913	26,986	40,899
White	10,802	22,318	33,120
Black	719	886	1,605
American Indian/Alaskan	155	188	343
Other	961	1,612	2,573
Unknown	1,276	1,982	3,258
Other race includes Asian, native Hawaiian/Pacific Islander, or other.			
Ethnicity	13,913	26,986	40,899
Hispanic	1,883	1,463	3,346
Non-Hispanic	8,751	20,425	29,176
Unknown	3,279	5,098	8,377
Gender	13,913	26,986	40,899
Female	7,327	14,848	22,175
Male	6,555	12,124	18,679
Unknown	31	14	45



# COVID-19: Hillsborough County vaccine summary

Vaccination data through Apr 26, 2021 as of Apr 27, 2021 at 12:05 AM

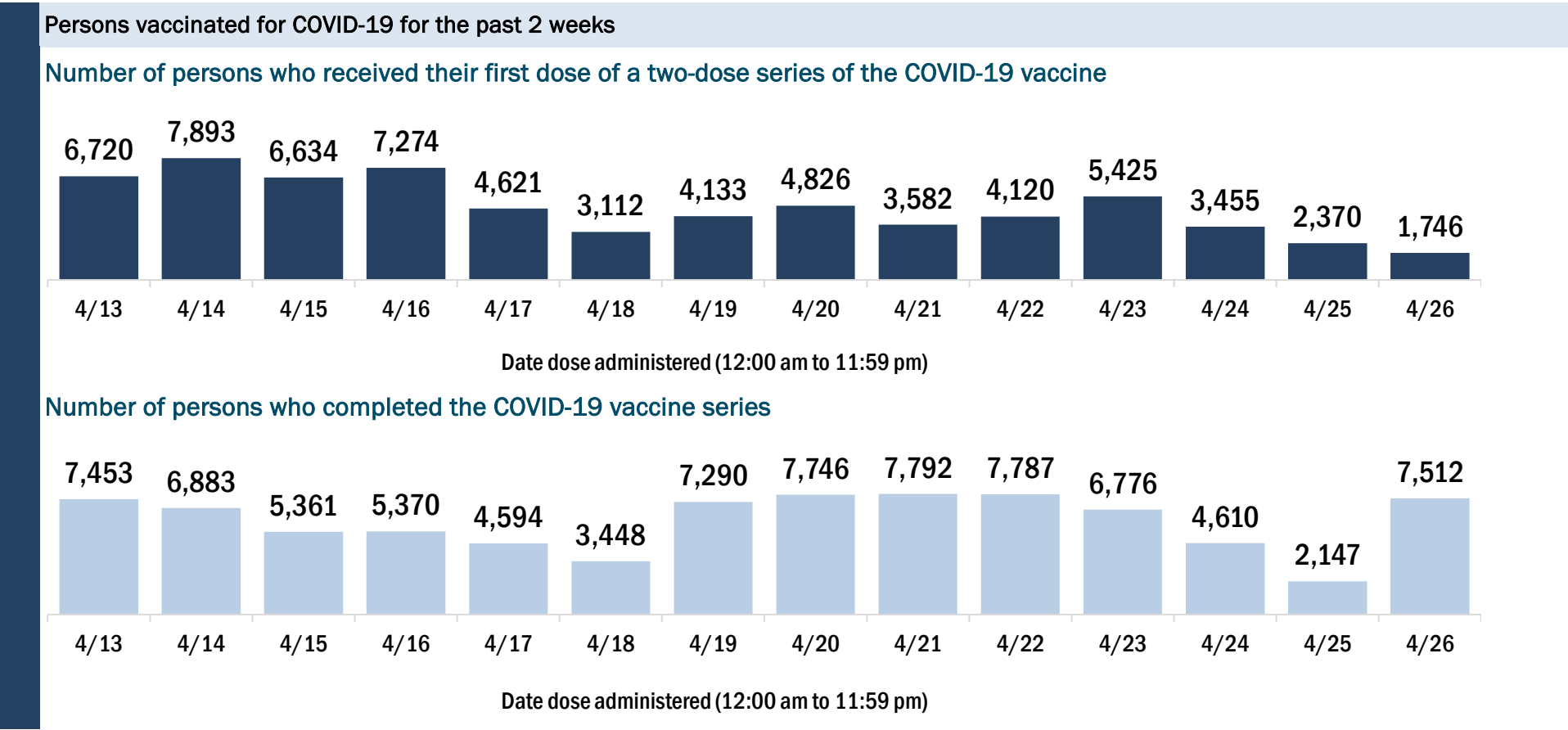
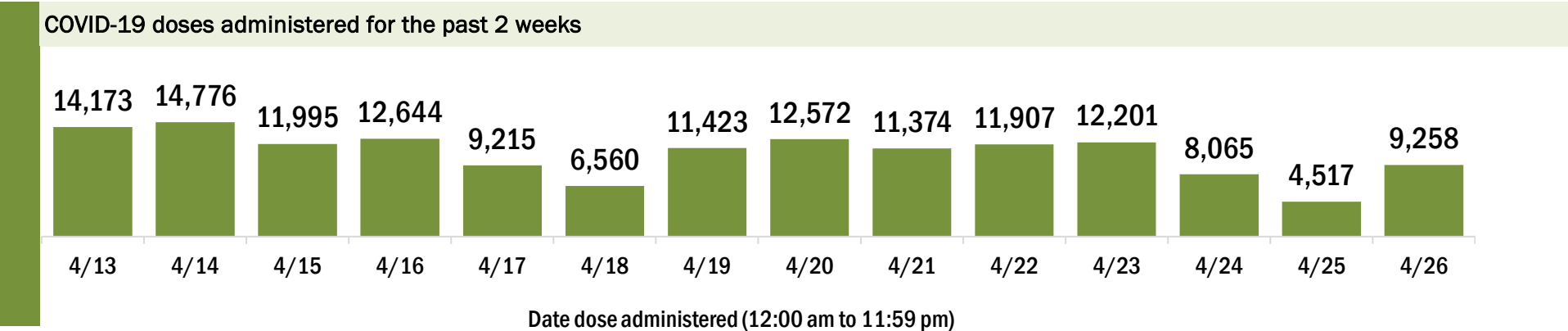
Data in this report are provisional and subject to change.

Data in this summary pertain to COVID-19 vaccines approved by the U.S. Food and Drug Administration and have been issued an Emergency Use Authorization (Janssen COVID-19 Vaccine, Moderna COVID-19 Vaccine and Pfizer-BioNTech COVID-19 Vaccine). These data summarize the number of people who have received either their first dose or have completed the series for a COVID-19 vaccine. **A person can only be counted in one category, first dose or series complete.** For persons receiving Moderna or Pfizer vaccines, once they receive their second dose, they are moved from the first dose column to the series completed column. **Because of this, the total first dose category may show a change from report to report not matching the total receiving their first dose from the previous day.** Persons receiving Johnson & Johnson vaccines will always be counted in the series completed column.

COVID-19 doses for vaccinated persons in Florida	
Doses administered	829,150
People receiving one dose of a 1-dose series (Johnson & Johnson) or receiving only one dose of a 2-dose series (Moderna, Pfizer) count once. Persons receiving both doses of a 2-dose series count twice.	

Current status of persons vaccinated for COVID-19 in Florida	
Total people vaccinated	532,310
First dose	187,085
Series completed	345,225
Completed 1-dose series	48,385
Completed 2-dose series	296,840
First dose: current number of people who have only received their first dose of the Moderna or Pfizer vaccine.	
Series complete: current number of people who have received both Moderna or Pfizer vaccine doses or one Johnson & Johnson dose and are considered fully immunized.	

Demographic summary	First dose	Series complete	Total people vaccinated
Age group	187,085	345,225	532,310
16-24 years	24,824	14,487	39,311
25-34 years	29,581	30,245	59,826
35-44 years	29,952	42,996	72,948
45-54 years	26,442	60,482	86,924
55-64 years	24,369	79,379	103,748
65-74 years	30,756	70,343	101,099
75-84 years	15,954	34,912	50,866
85+ years	5,207	12,381	17,588
Race	187,085	345,225	532,310
White	114,631	227,264	341,895
Black	12,169	23,495	35,664
American Indian/Alaskan	736	926	1,662
Other	26,303	46,333	72,636
Unknown	33,246	47,207	80,453
Other race includes Asian, native Hawaiian/Pacific Islander, or other.			
Ethnicity	187,085	345,225	532,310
Hispanic	25,488	37,074	62,562
Non-Hispanic	92,787	203,596	296,383
Unknown	68,810	104,555	173,365
Gender	187,085	345,225	532,310
Female	98,669	195,962	294,631
Male	88,069	149,036	237,105
Unknown	347	227	574



# COVID-19: Holmes County vaccine summary

Vaccination data through Apr 26, 2021 as of Apr 27, 2021 at 12:05 AM

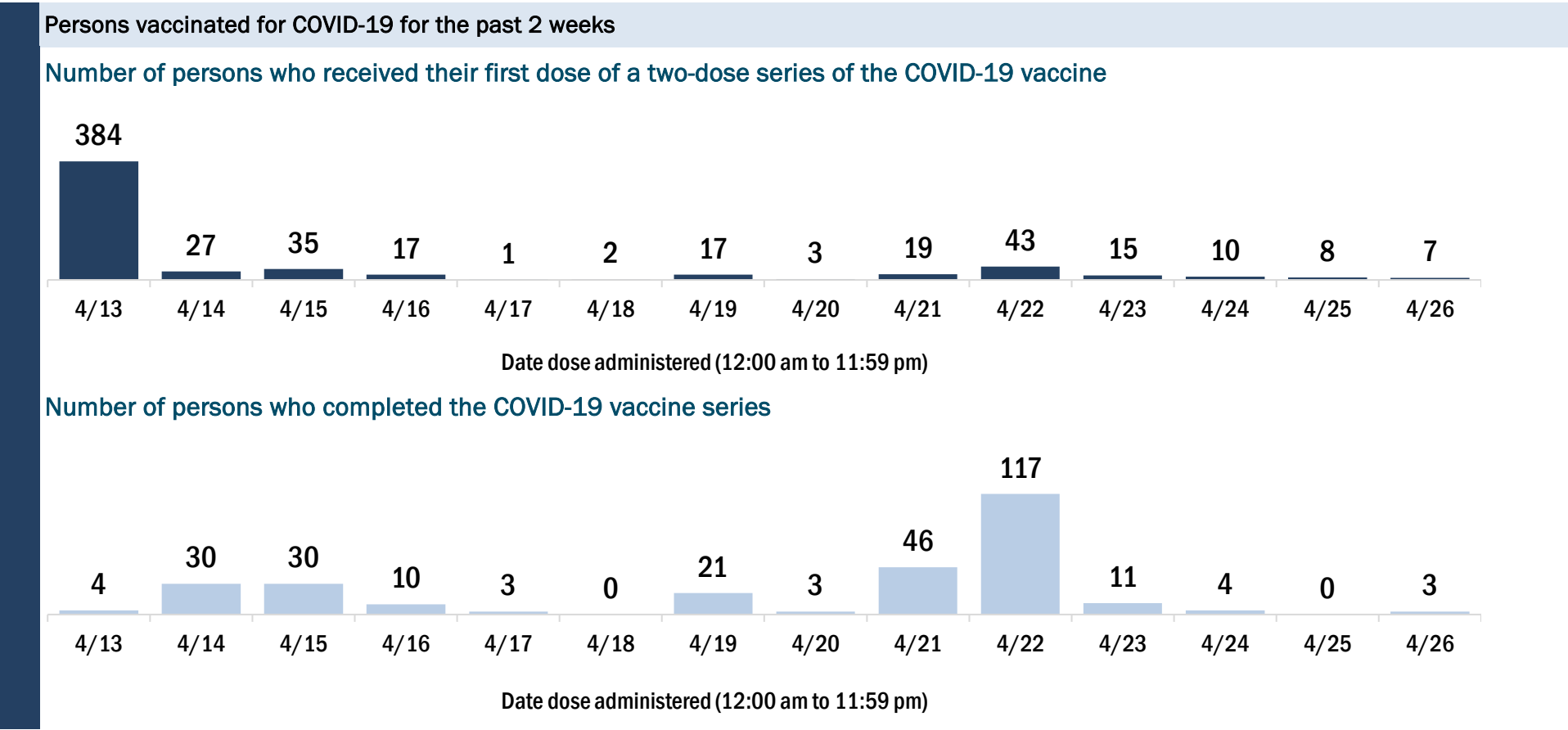
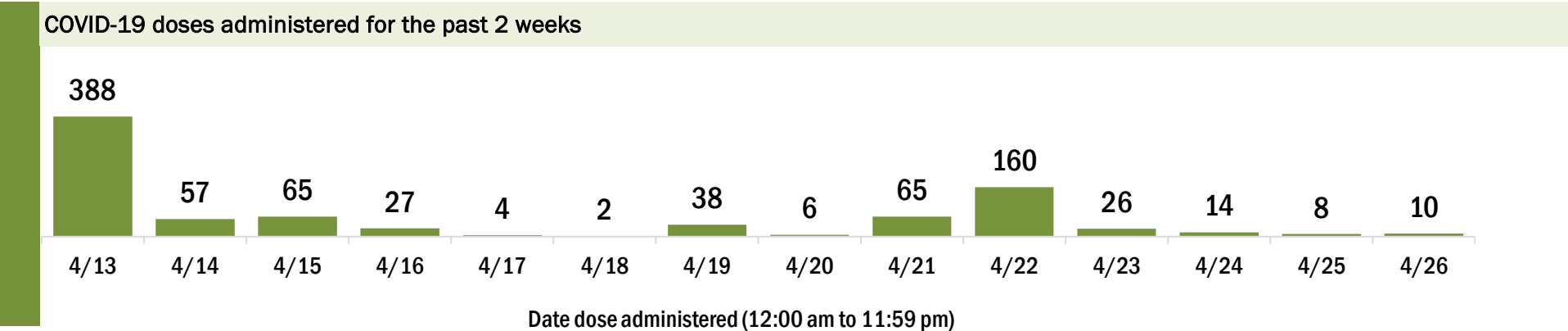
Data in this report are provisional and subject to change.

Data in this summary pertain to COVID-19 vaccines approved by the U.S. Food and Drug Administration and have been issued an Emergency Use Authorization (Janssen COVID-19 Vaccine, Moderna COVID-19 Vaccine and Pfizer-BioNTech COVID-19 Vaccine). These data summarize the number of people who have received either their first dose or have completed the series for a COVID-19 vaccine. **A person can only be counted in one category, first dose or series complete.** For persons receiving Moderna or Pfizer vaccines, once they receive their second dose, they are moved from the first dose column to the series completed column. **Because of this, the total first dose category may show a change from report to report not matching the total receiving their first dose from the previous day.** Persons receiving Johnson & Johnson vaccines will always be counted in the series completed column.

COVID-19 doses for vaccinated persons in Florida	
Doses administered	6,626
People receiving one dose of a 1-dose series (Johnson & Johnson) or receiving only one dose of a 2-dose series (Moderna, Pfizer) count once. Persons receiving both doses of a 2-dose series count twice.	

Current status of persons vaccinated for COVID-19 in Florida	
Total people vaccinated	4,054
First dose	1,181
Series completed	2,873
Completed 1-dose series	301
Completed 2-dose series	2,572
First dose: current number of people who have only received their first dose of the Moderna or Pfizer vaccine.	
Series complete: current number of people who have received both Moderna or Pfizer vaccine doses or one Johnson & Johnson dose and are considered fully immunized.	

Demographic summary	First dose	Series complete	Total people vaccinated
Age group	1,181	2,873	4,054
16-24 years	65	29	94
25-34 years	137	69	206
35-44 years	179	135	314
45-54 years	223	250	473
55-64 years	274	548	822
65-74 years	181	997	1,178
75-84 years	98	661	759
85+ years	24	184	208
Race	1,181	2,873	4,054
White	871	2,479	3,350
Black	182	91	273
American Indian/Alaskan	12	30	42
Other	74	167	241
Unknown	42	106	148
Other race includes Asian, native Hawaiian/Pacific Islander, or other.			
Ethnicity	1,181	2,873	4,054
Hispanic	58	19	77
Non-Hispanic	975	2,411	3,386
Unknown	148	443	591
Gender	1,181	2,873	4,054
Female	430	1,581	2,011
Male	751	1,292	2,043
Unknown	0	0	0



# COVID-19: Indian River County vaccine summary

Vaccination data through Apr 26, 2021 as of Apr 27, 2021 at 12:05 AM

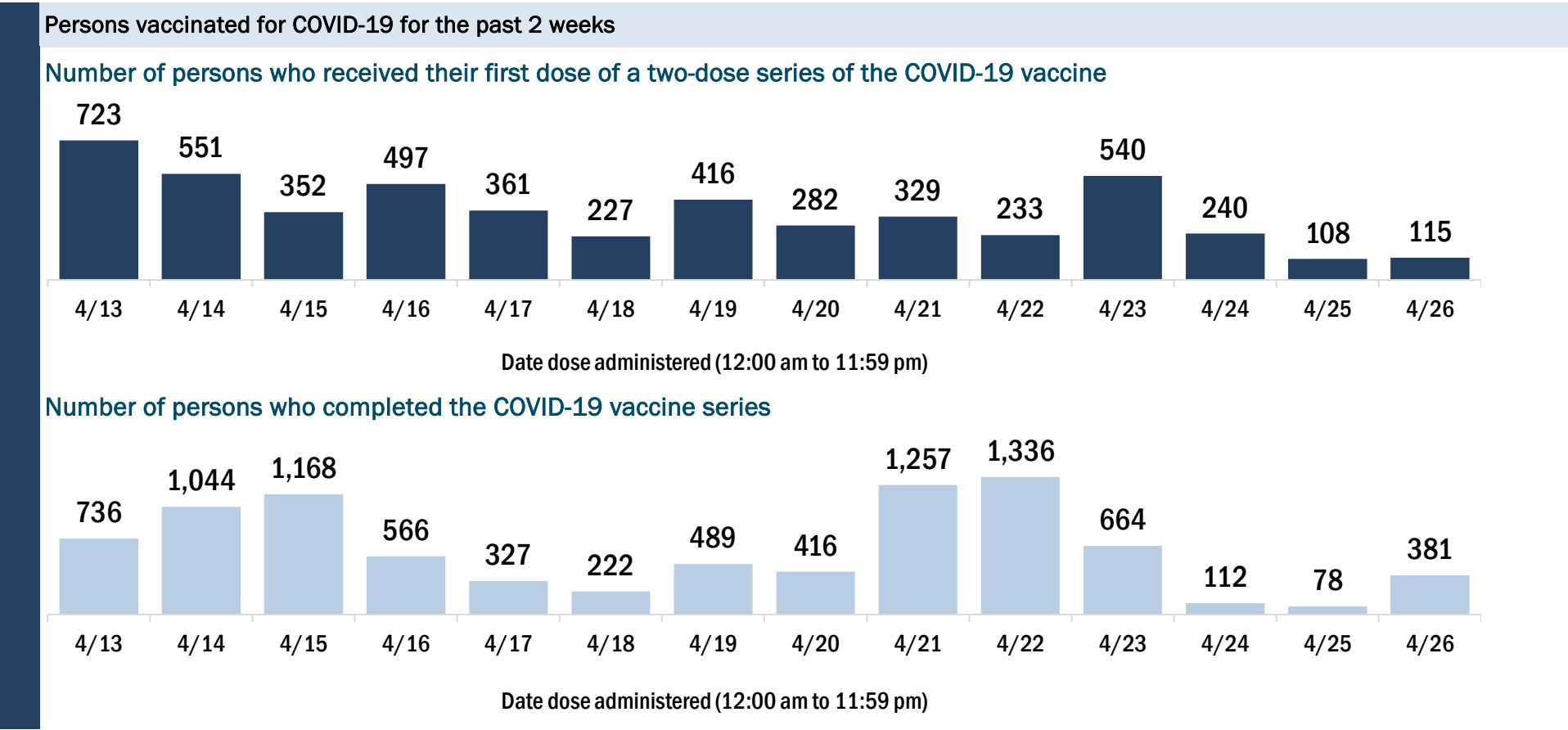
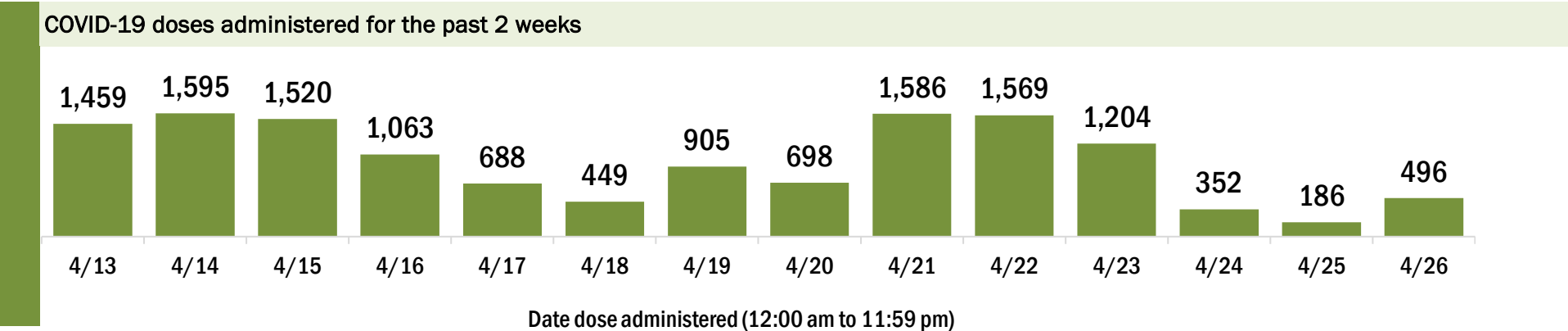
Data in this report are provisional and subject to change.

Data in this summary pertain to COVID-19 vaccines approved by the U.S. Food and Drug Administration and have been issued an Emergency Use Authorization (Janssen COVID-19 Vaccine, Moderna COVID-19 Vaccine and Pfizer-BioNTech COVID-19 Vaccine). These data summarize the number of people who have received either their first dose or have completed the series for a COVID-19 vaccine. **A person can only be counted in one category, first dose or series complete.** For persons receiving Moderna or Pfizer vaccines, once they receive their second dose, they are moved from the first dose column to the series completed column. **Because of this, the total first dose category may show a change from report to report not matching the total receiving their first dose from the previous day.** Persons receiving Johnson & Johnson vaccines will always be counted in the series completed column.

COVID-19 doses for vaccinated persons in Florida	
Doses administered	127,520
People receiving one dose of a 1-dose series (Johnson & Johnson) or receiving only one dose of a 2-dose series (Moderna, Pfizer) count once. Persons receiving both doses of a 2-dose series count twice.	

Current status of persons vaccinated for COVID-19 in Florida	
Total people vaccinated	77,142
First dose	24,845
Series completed	52,297
Completed 1-dose series	1,919
Completed 2-dose series	50,378
First dose: current number of people who have only received their first dose of the Moderna or Pfizer vaccine.	
Series complete: current number of people who have received both Moderna or Pfizer vaccine doses or one Johnson & Johnson dose and are considered fully immunized.	

Demographic summary	First dose	Series complete	Total people vaccinated
Age group	24,845	52,297	77,142
16-24 years	1,434	515	1,949
25-34 years	1,737	1,090	2,827
35-44 years	2,151	1,642	3,793
45-54 years	3,016	3,447	6,463
55-64 years	5,068	9,158	14,226
65-74 years	5,529	19,907	25,436
75-84 years	4,128	12,396	16,524
85+ years	1,782	4,142	5,924
Race	24,845	52,297	77,142
White	17,965	38,696	56,661
Black	1,282	1,441	2,723
American Indian/Alaskan	168	265	433
Other	1,827	3,510	5,337
Unknown	3,603	8,385	11,988
Other race includes Asian, native Hawaiian/Pacific Islander, or other.			
Ethnicity	24,845	52,297	77,142
Hispanic	2,265	1,678	3,943
Non-Hispanic	13,654	33,386	47,040
Unknown	8,926	17,233	26,159
Gender	24,845	52,297	77,142
Female	13,147	29,520	42,667
Male	11,668	22,742	34,410
Unknown	30	35	65





# COVID-19: Jackson County vaccine summary

Vaccination data through Apr 26, 2021 as of Apr 27, 2021 at 12:05 AM

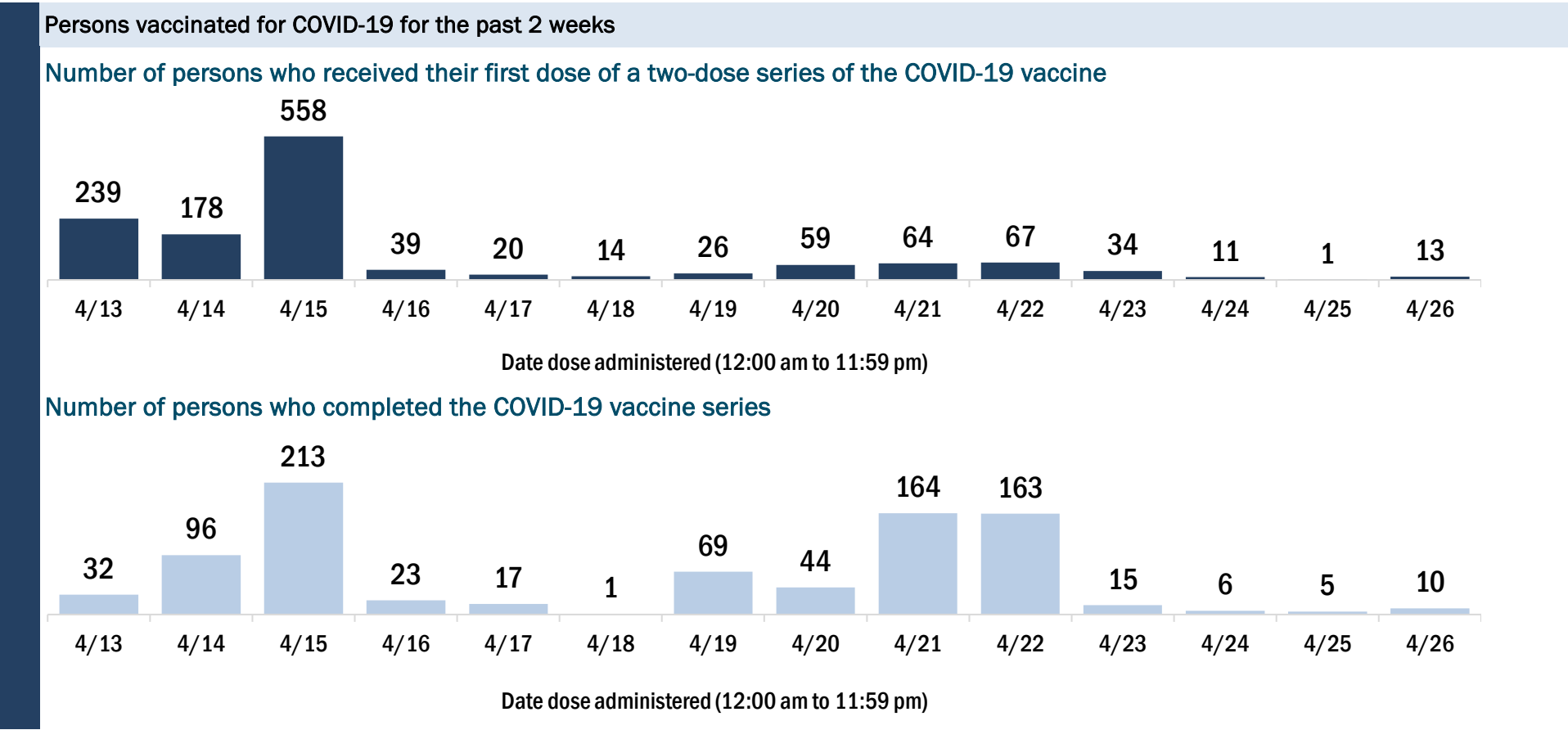
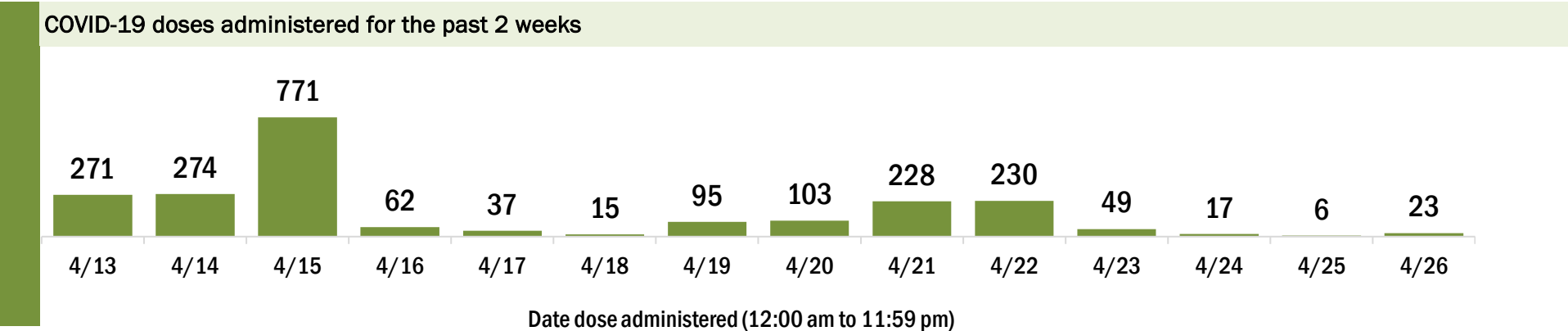
Data in this report are provisional and subject to change.

Data in this summary pertain to COVID-19 vaccines approved by the U.S. Food and Drug Administration and have been issued an Emergency Use Authorization (Janssen COVID-19 Vaccine, Moderna COVID-19 Vaccine and Pfizer-BioNTech COVID-19 Vaccine). These data summarize the number of people who have received either their first dose or have completed the series for a COVID-19 vaccine. **A person can only be counted in one category, first dose or series complete.** For persons receiving Moderna or Pfizer vaccines, once they receive their second dose, they are moved from the first dose column to the series completed column. **Because of this, the total first dose category may show a change from report to report not matching the total receiving their first dose from the previous day.** Persons receiving Johnson & Johnson vaccines will always be counted in the series completed column.

COVID-19 doses for vaccinated persons in Florida	
Doses administered	21,201
People receiving one dose of a 1-dose series (Johnson & Johnson) or receiving only one dose of a 2-dose series (Moderna, Pfizer) count once. Persons receiving both doses of a 2-dose series count twice.	

Current status of persons vaccinated for COVID-19 in Florida	
Total people vaccinated	13,124
First dose	4,228
Series completed	8,896
Completed 1-dose series	819
Completed 2-dose series	8,077
First dose: current number of people who have only received their first dose of the Moderna or Pfizer vaccine.	
Series complete: current number of people who have received both Moderna or Pfizer vaccine doses or one Johnson & Johnson dose and are considered fully immunized.	

Demographic summary	First dose	Series complete	Total people vaccinated
Age group	4,228	8,896	13,124
16-24 years	213	108	321
25-34 years	498	276	774
35-44 years	695	452	1,147
45-54 years	886	838	1,724
55-64 years	823	1,916	2,739
65-74 years	627	2,944	3,571
75-84 years	354	1,776	2,130
85+ years	132	586	718
Race	4,228	8,896	13,124
White	2,523	6,244	8,767
Black	1,177	1,734	2,911
American Indian/Alaskan	22	43	65
Other	202	392	594
Unknown	304	483	787
Other race includes Asian, native Hawaiian/Pacific Islander, or other.			
Ethnicity	4,228	8,896	13,124
Hispanic	244	116	360
Non-Hispanic	2,543	6,612	9,155
Unknown	1,441	2,168	3,609
Gender	4,228	8,896	13,124
Female	1,493	5,075	6,568
Male	2,734	3,821	6,555
Unknown	1	0	1



# COVID-19: Jefferson County vaccine summary

Vaccination data through Apr 26, 2021 as of Apr 27, 2021 at 12:05 AM

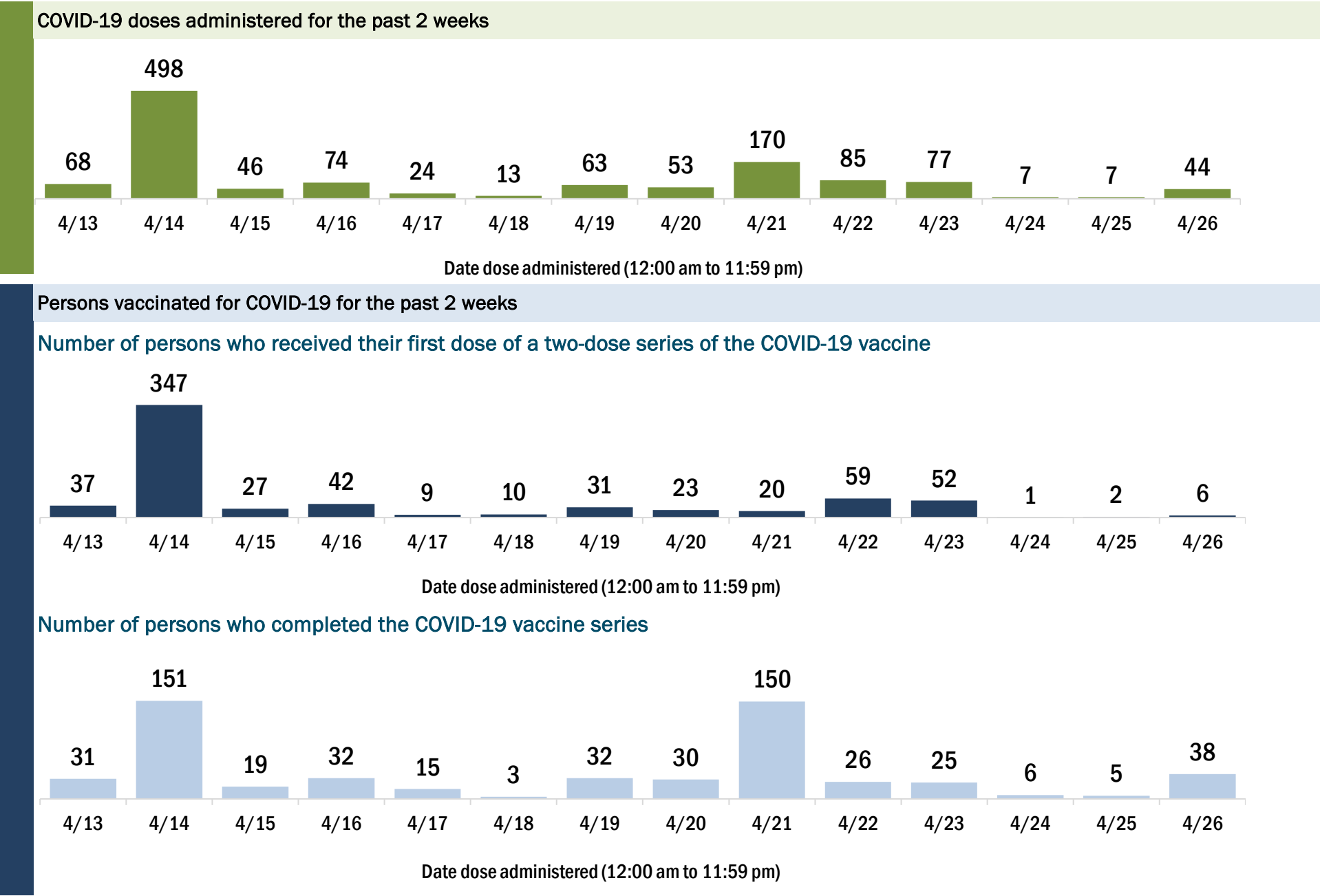
Data in this report are provisional and subject to change.

Data in this summary pertain to COVID-19 vaccines approved by the U.S. Food and Drug Administration and have been issued an Emergency Use Authorization (Janssen COVID-19 Vaccine, Moderna COVID-19 Vaccine and Pfizer-BioNTech COVID-19 Vaccine). These data summarize the number of people who have received either their first dose or have completed the series for a COVID-19 vaccine. **A person can only be counted in one category, first dose or series complete.** For persons receiving Moderna or Pfizer vaccines, once they receive their second dose, they are moved from the first dose column to the series completed column. **Because of this, the total first dose category may show a change from report to report not matching the total receiving their first dose from the previous day.** Persons receiving Johnson & Johnson vaccines will always be counted in the series completed column.

COVID-19 doses for vaccinated persons in Florida	
Doses administered	8,396
People receiving one dose of a 1-dose series (Johnson & Johnson) or receiving only one dose of a 2-dose series (Moderna, Pfizer) count once. Persons receiving both doses of a 2-dose series count twice.	

Current status of persons vaccinated for COVID-19 in Florida	
Total people vaccinated	4,965
First dose	1,265
Series completed	3,700
Completed 1-dose series	269
Completed 2-dose series	3,431
First dose: current number of people who have only received their first dose of the Moderna or Pfizer vaccine.	
Series complete: current number of people who have received both Moderna or Pfizer vaccine doses or one Johnson & Johnson dose and are considered fully immunized.	

Demographic summary	First dose	Series complete	Total people vaccinated
Age group	1,265	3,700	4,965
16-24 years	83	49	132
25-34 years	125	102	227
35-44 years	202	155	357
45-54 years	295	383	678
55-64 years	330	876	1,206
65-74 years	147	1,307	1,454
75-84 years	60	649	709
85+ years	23	179	202
Race	1,265	3,700	4,965
White	706	2,062	2,768
Black	389	818	1,207
American Indian/Alaskan	2	7	9
Other	99	546	645
Unknown	69	267	336
Other race includes Asian, native Hawaiian/Pacific Islander, or other.			
Ethnicity	1,265	3,700	4,965
Hispanic	43	66	109
Non-Hispanic	1,013	2,219	3,232
Unknown	209	1,415	1,624
Gender	1,265	3,700	4,965
Female	491	2,160	2,651
Male	774	1,540	2,314
Unknown	0	0	0



# COVID-19: Lafayette County vaccine summary

Vaccination data through Apr 26, 2021 as of Apr 27, 2021 at 12:05 AM

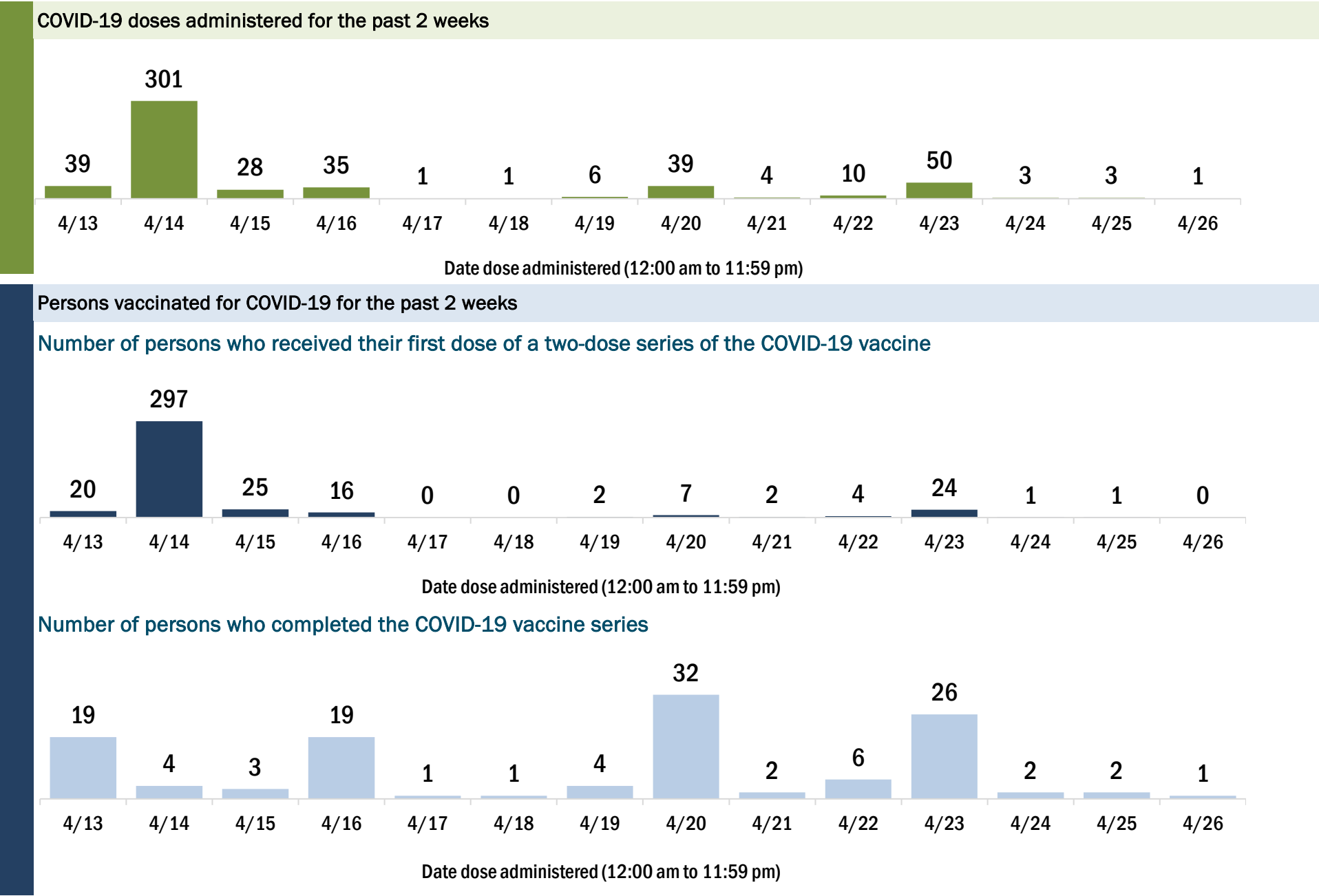
Data in this report are provisional and subject to change.

Data in this summary pertain to COVID-19 vaccines approved by the U.S. Food and Drug Administration and have been issued an Emergency Use Authorization (Janssen COVID-19 Vaccine, Moderna COVID-19 Vaccine and Pfizer-BioNTech COVID-19 Vaccine). These data summarize the number of people who have received either their first dose or have completed the series for a COVID-19 vaccine. **A person can only be counted in one category, first dose or series complete.** For persons receiving Moderna or Pfizer vaccines, once they receive their second dose, they are moved from the first dose column to the series completed column. **Because of this, the total first dose category may show a change from report to report not matching the total receiving their first dose from the previous day.** Persons receiving Johnson & Johnson vaccines will always be counted in the series completed column.

COVID-19 doses for vaccinated persons in Florida	
Doses administered	3,413
People receiving one dose of a 1-dose series (Johnson & Johnson) or receiving only one dose of a 2-dose series (Moderna, Pfizer) count once. Persons receiving both doses of a 2-dose series count twice.	

Current status of persons vaccinated for COVID-19 in Florida	
Total people vaccinated	2,085
First dose	727
Series completed	1,358
Completed 1-dose series	30
Completed 2-dose series	1,328
<b>First dose:</b> current number of people who have only received their first dose of the Moderna or Pfizer vaccine.	
<b>Series complete:</b> current number of people who have received both Moderna or Pfizer vaccine doses or one Johnson & Johnson dose and are considered fully immunized.	

Demographic summary	First dose	Series complete	Total people vaccinated
Age group	727	1,358	2,085
16-24 years	28	4	32
25-34 years	89	13	102
35-44 years	133	31	164
45-54 years	146	90	236
55-64 years	128	172	300
65-74 years	121	608	729
75-84 years	56	340	396
85+ years	26	100	126
Race	727	1,358	2,085
White	470	1,153	1,623
Black	147	45	192
American Indian/Alaskan	3	6	9
Other	51	79	130
Unknown	56	75	131
Other race includes Asian, native Hawaiian/Pacific Islander, or other.			
Ethnicity	727	1,358	2,085
Hispanic	62	44	106
Non-Hispanic	264	1,084	1,348
Unknown	401	230	631
Gender	727	1,358	2,085
Female	203	705	908
Male	523	653	1,176
Unknown	1	0	1



# COVID-19: Lake County vaccine summary

Vaccination data through Apr 26, 2021 as of Apr 27, 2021 at 12:05 AM

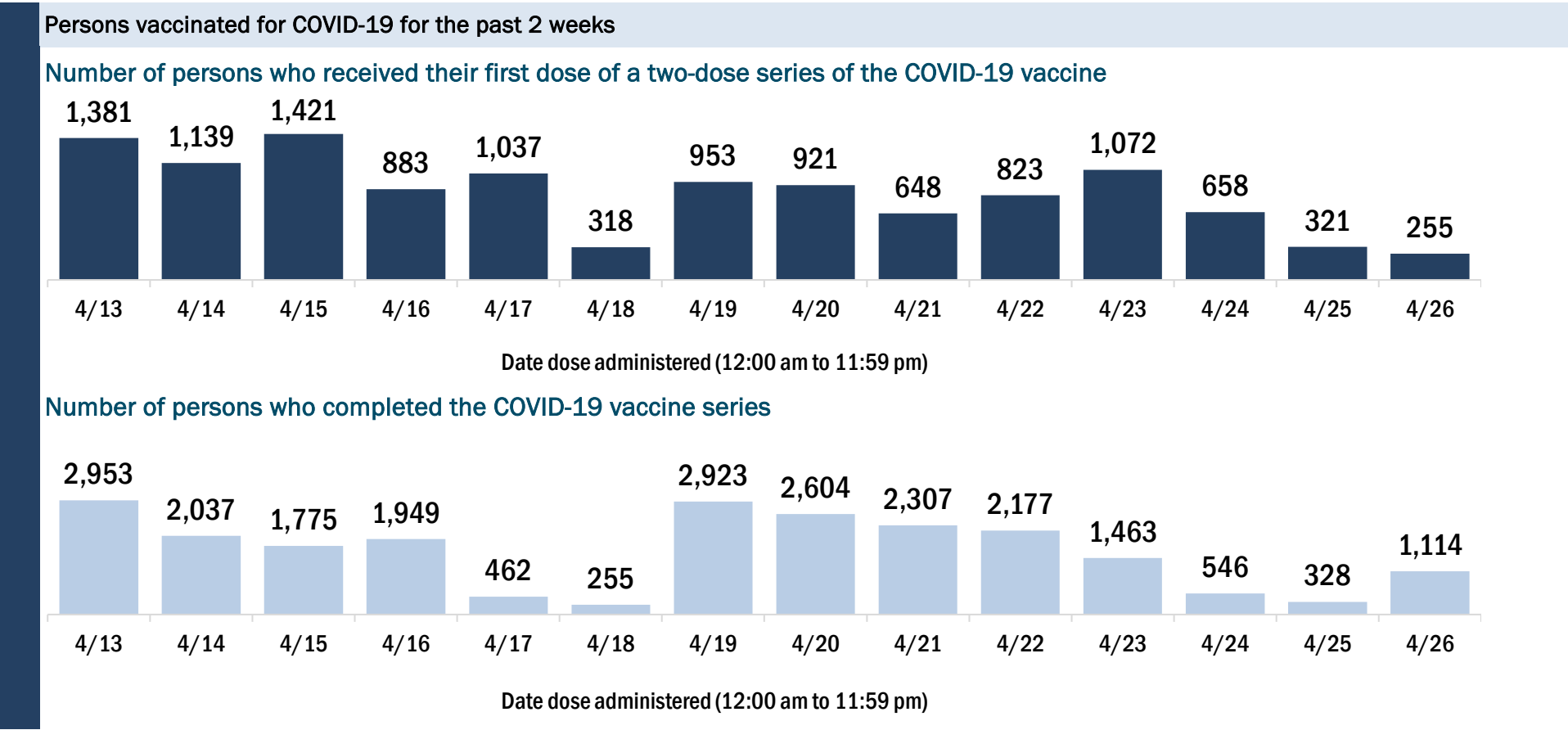
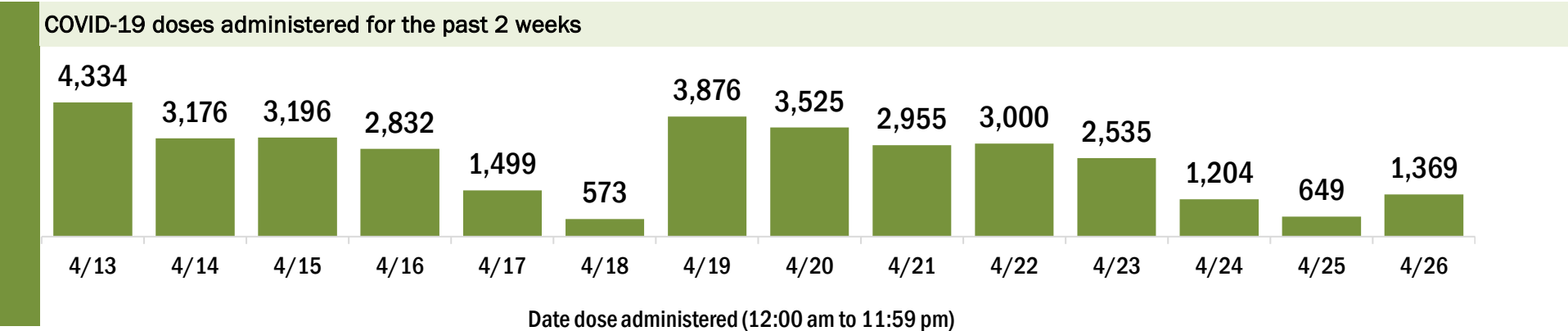
Data in this report are provisional and subject to change.

Data in this summary pertain to COVID-19 vaccines approved by the U.S. Food and Drug Administration and have been issued an Emergency Use Authorization (Janssen COVID-19 Vaccine, Moderna COVID-19 Vaccine and Pfizer-BioNTech COVID-19 Vaccine). These data summarize the number of people who have received either their first dose or have completed the series for a COVID-19 vaccine. **A person can only be counted in one category, first dose or series complete.** For persons receiving Moderna or Pfizer vaccines, once they receive their second dose, they are moved from the first dose column to the series completed column. **Because of this, the total first dose category may show a change from report to report not matching the total receiving their first dose from the previous day.** Persons receiving Johnson & Johnson vaccines will always be counted in the series completed column.

COVID-19 doses for vaccinated persons in Florida	
Doses administered	273,915
People receiving one dose of a 1-dose series (Johnson & Johnson) or receiving only one dose of a 2-dose series (Moderna, Pfizer) count once. Persons receiving both doses of a 2-dose series count twice.	

Current status of persons vaccinated for COVID-19 in Florida	
Total people vaccinated	160,713
First dose	41,573
Series completed	119,140
Completed 1-dose series	5,938
Completed 2-dose series	113,202
First dose: current number of people who have only received their first dose of the Moderna or Pfizer vaccine.	
Series complete: current number of people who have received both Moderna or Pfizer vaccine doses or one Johnson & Johnson dose and are considered fully immunized.	

Demographic summary	First dose	Series complete	Total people vaccinated
Age group	41,573	119,140	160,713
16-24 years	5,262	1,585	6,847
25-34 years	5,299	3,551	8,850
35-44 years	5,885	6,341	12,226
45-54 years	6,208	11,125	17,333
55-64 years	7,244	21,357	28,601
65-74 years	5,897	39,827	45,724
75-84 years	4,157	27,367	31,524
85+ years	1,621	7,987	9,608
Race	41,573	119,140	160,713
White	26,423	89,174	115,597
Black	2,845	5,746	8,591
American Indian/Alaskan	263	613	876
Other	4,767	10,183	14,950
Unknown	7,275	13,424	20,699
Other race includes Asian, native Hawaiian/Pacific Islander, or other.			
Ethnicity	41,573	119,140	160,713
Hispanic	5,871	7,131	13,002
Non-Hispanic	19,980	69,237	89,217
Unknown	15,722	42,772	58,494
Gender	41,573	119,140	160,713
Female	22,238	67,425	89,663
Male	19,204	51,603	70,807
Unknown	131	112	243





# COVID-19: Lee County vaccine summary

Vaccination data through Apr 26, 2021 as of Apr 27, 2021 at 12:05 AM

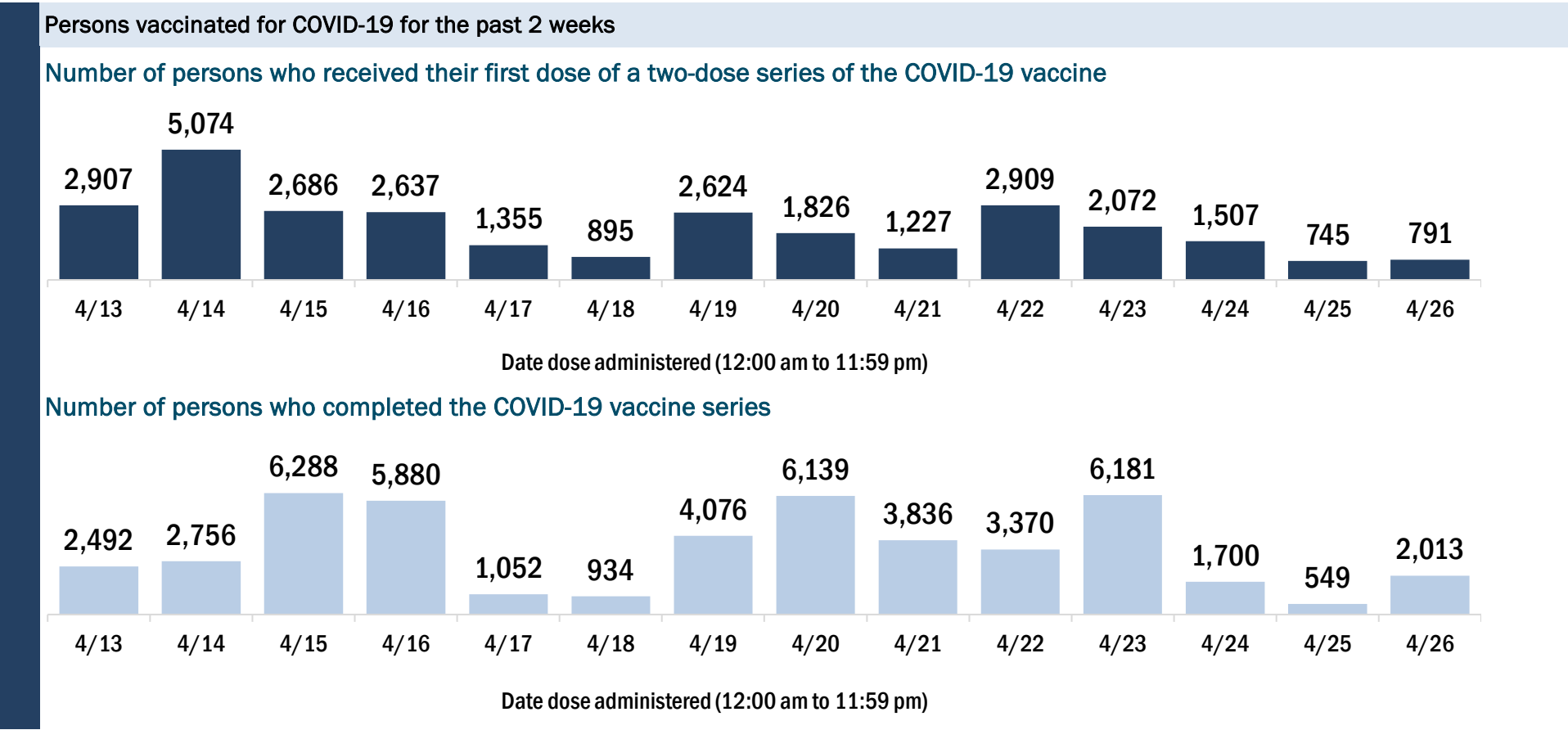
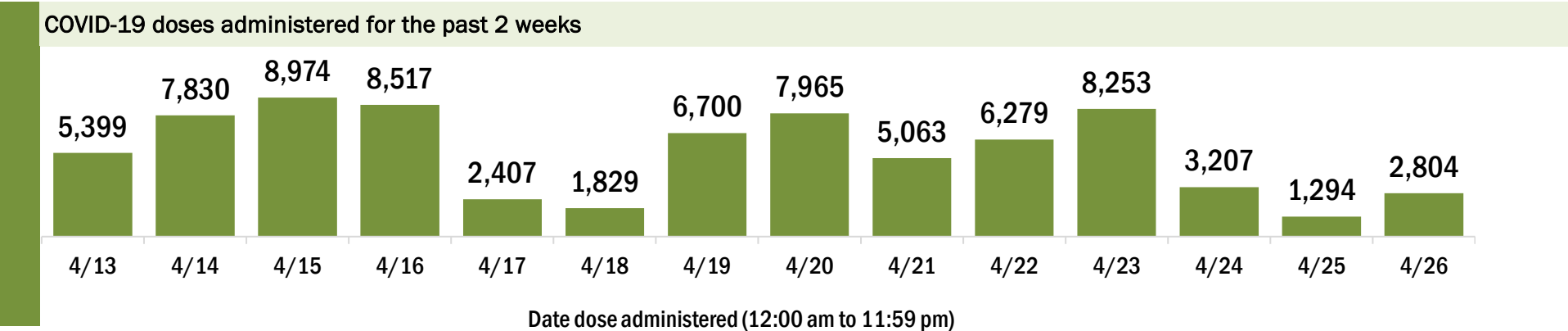
Data in this report are provisional and subject to change.

Data in this summary pertain to COVID-19 vaccines approved by the U.S. Food and Drug Administration and have been issued an Emergency Use Authorization (Janssen COVID-19 Vaccine, Moderna COVID-19 Vaccine and Pfizer-BioNTech COVID-19 Vaccine). These data summarize the number of people who have received either their first dose or have completed the series for a COVID-19 vaccine. **A person can only be counted in one category, first dose or series complete.** For persons receiving Moderna or Pfizer vaccines, once they receive their second dose, they are moved from the first dose column to the series completed column. **Because of this, the total first dose category may show a change from report to report not matching the total receiving their first dose from the previous day.** Persons receiving Johnson & Johnson vaccines will always be counted in the series completed column.

COVID-19 doses for vaccinated persons in Florida	
Doses administered	522,607
People receiving one dose of a 1-dose series (Johnson & Johnson) or receiving only one dose of a 2-dose series (Moderna, Pfizer) count once. Persons receiving both doses of a 2-dose series count twice.	

Current status of persons vaccinated for COVID-19 in Florida	
Total people vaccinated	316,347
First dose	97,937
Series completed	218,410
Completed 1-dose series	12,150
Completed 2-dose series	206,260
<b>First dose:</b> current number of people who have only received their first dose of the Moderna or Pfizer vaccine.	
<b>Series complete:</b> current number of people who have received both Moderna or Pfizer vaccine doses or one Johnson & Johnson dose and are considered fully immunized.	

Demographic summary	First dose	Series complete	Total people vaccinated
Age group	97,937	218,410	316,347
16-24 years	7,363	2,093	9,456
25-34 years	9,806	5,173	14,979
35-44 years	13,006	7,756	20,762
45-54 years	16,406	14,530	30,936
55-64 years	22,455	37,608	60,063
65-74 years	16,237	85,801	102,038
75-84 years	9,457	51,718	61,175
85+ years	3,207	13,731	16,938
Race	97,937	218,410	316,347
White	68,480	156,861	225,341
Black	3,841	4,763	8,604
American Indian/Alaskan	434	700	1,134
Other	8,354	13,966	22,320
Unknown	16,828	42,120	58,948
Other race includes Asian, native Hawaiian/Pacific Islander, or other.			
Ethnicity	97,937	218,410	316,347
Hispanic	16,151	12,273	28,424
Non-Hispanic	50,891	126,164	177,055
Unknown	30,895	79,973	110,868
Gender	97,937	218,410	316,347
Female	51,682	122,592	174,274
Male	46,030	95,415	141,445
Unknown	225	403	628



# COVID-19: Leon County vaccine summary

Vaccination data through Apr 26, 2021 as of Apr 27, 2021 at 12:05 AM

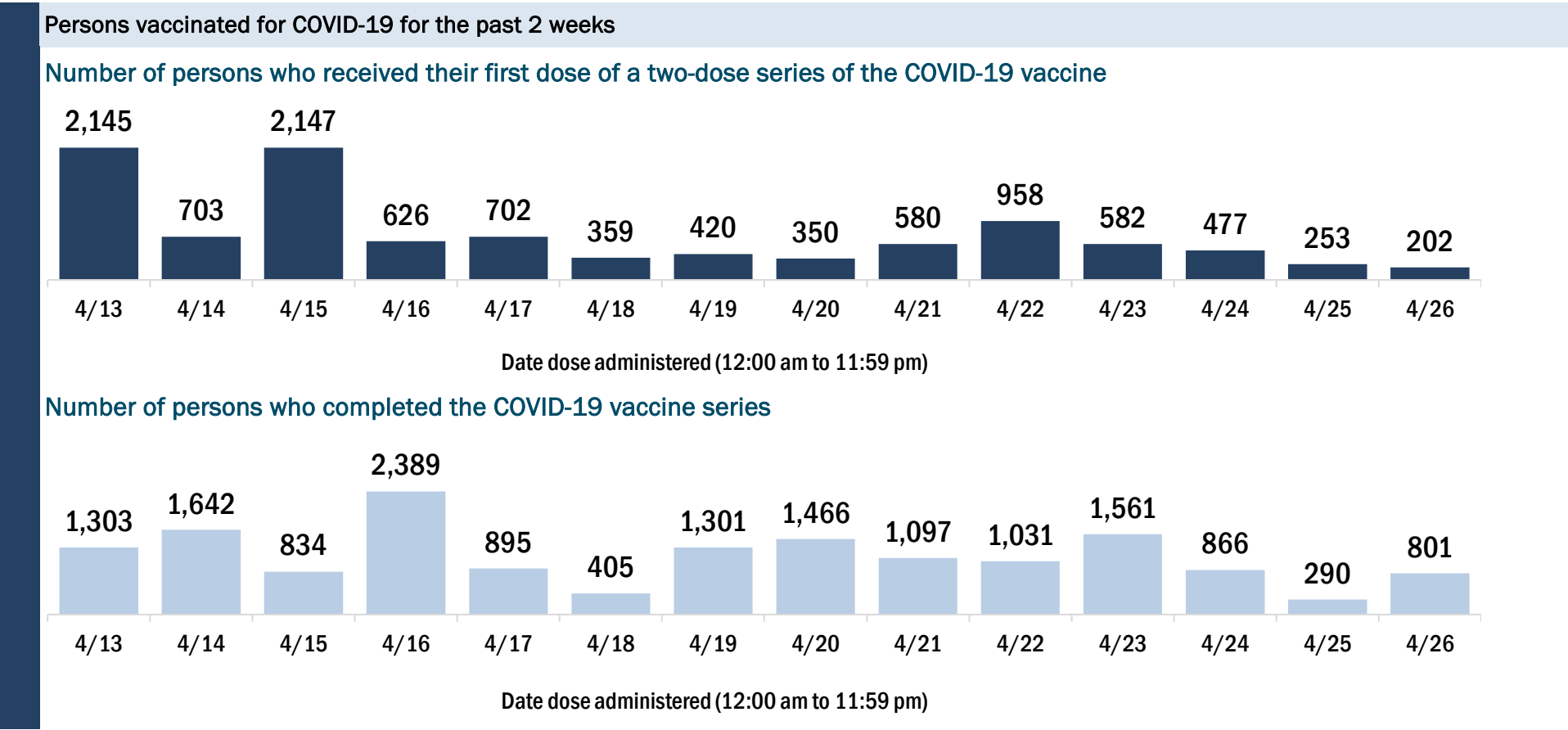
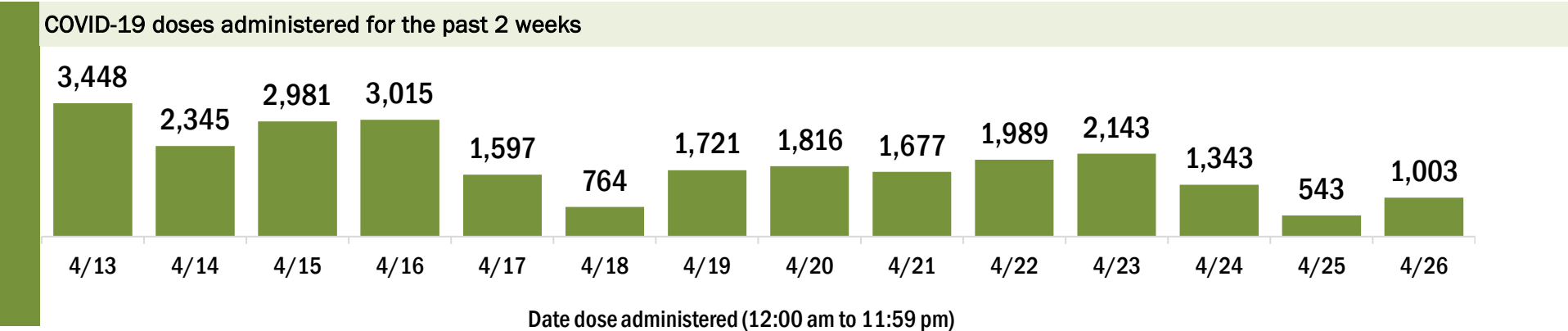
Data in this report are provisional and subject to change.

Data in this summary pertain to COVID-19 vaccines approved by the U.S. Food and Drug Administration and have been issued an Emergency Use Authorization (Janssen COVID-19 Vaccine, Moderna COVID-19 Vaccine and Pfizer-BioNTech COVID-19 Vaccine). These data summarize the number of people who have received either their first dose or have completed the series for a COVID-19 vaccine. **A person can only be counted in one category, first dose or series complete.** For persons receiving Moderna or Pfizer vaccines, once they receive their second dose, they are moved from the first dose column to the series completed column. **Because of this, the total first dose category may show a change from report to report not matching the total receiving their first dose from the previous day.** Persons receiving Johnson & Johnson vaccines will always be counted in the series completed column.

COVID-19 doses for vaccinated persons in Florida	
Doses administered	184,973
People receiving one dose of a 1-dose series (Johnson & Johnson) or receiving only one dose of a 2-dose series (Moderna, Pfizer) count once. Persons receiving both doses of a 2-dose series count twice.	

Current status of persons vaccinated for COVID-19 in Florida	
Total people vaccinated	110,796
First dose	32,218
Series completed	78,578
Completed 1-dose series	4,401
Completed 2-dose series	74,177
First dose: current number of people who have only received their first dose of the Moderna or Pfizer vaccine.	
Series complete: current number of people who have received both Moderna or Pfizer vaccine doses or one Johnson & Johnson dose and are considered fully immunized.	

Demographic summary	First dose	Series complete	Total people vaccinated
Age group	32,218	78,578	110,796
16-24 years	7,522	4,473	11,995
25-34 years	6,827	6,717	13,544
35-44 years	5,920	8,190	14,110
45-54 years	4,400	11,132	15,532
55-64 years	3,506	17,050	20,556
65-74 years	2,255	19,327	21,582
75-84 years	1,146	8,735	9,881
85+ years	642	2,954	3,596
Race	32,218	78,578	110,796
White	18,440	46,412	64,852
Black	4,859	11,029	15,888
American Indian/Alaskan	114	239	353
Other	4,313	14,089	18,402
Unknown	4,492	6,809	11,301
Other race includes Asian, native Hawaiian/Pacific Islander, or other.			
Ethnicity	32,218	78,578	110,796
Hispanic	2,145	3,459	5,604
Non-Hispanic	21,373	57,169	78,542
Unknown	8,700	17,950	26,650
Gender	32,218	78,578	110,796
Female	17,212	45,712	62,924
Male	14,960	32,829	47,789
Unknown	46	37	83



# COVID-19: Levy County vaccine summary

Vaccination data through Apr 26, 2021 as of Apr 27, 2021 at 12:05 AM

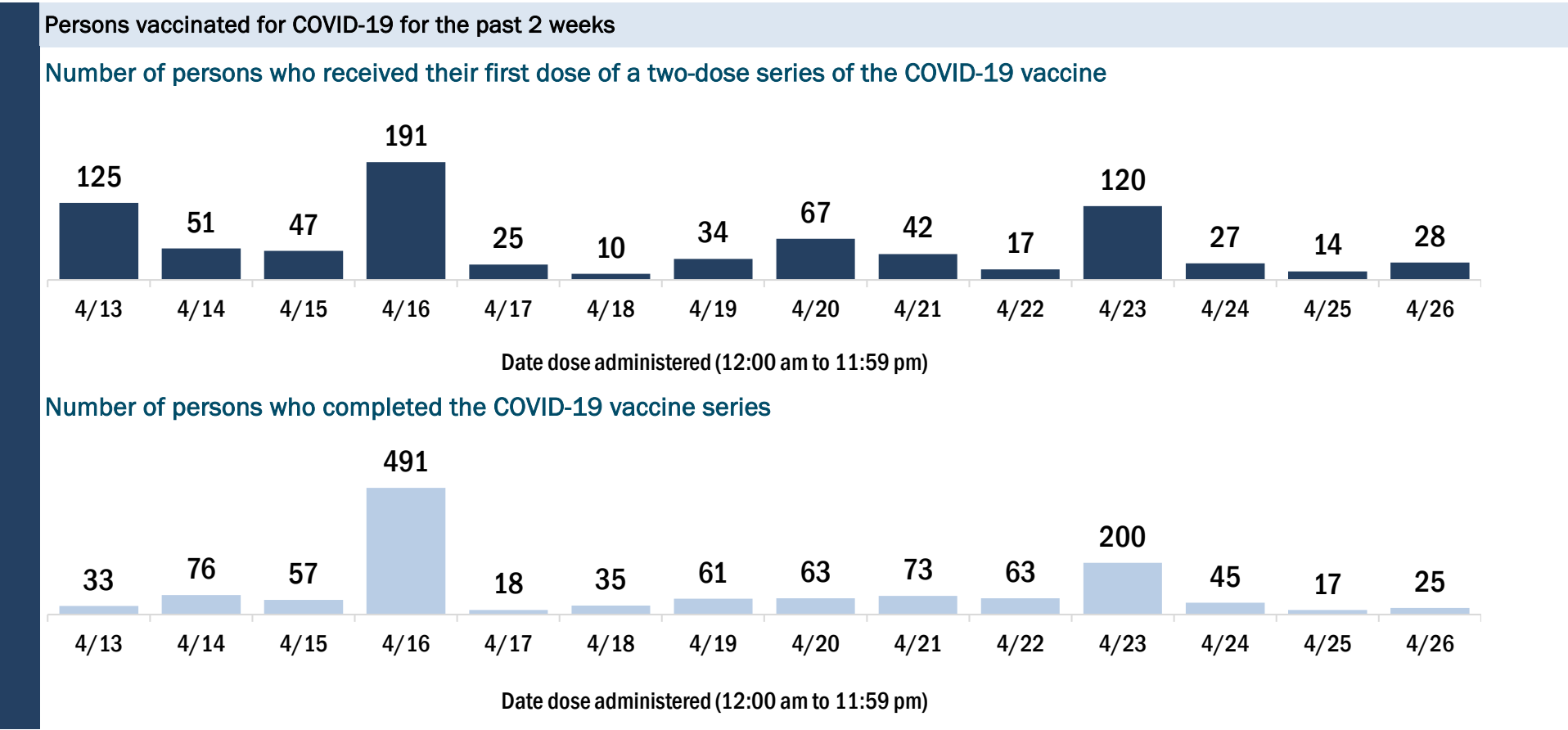
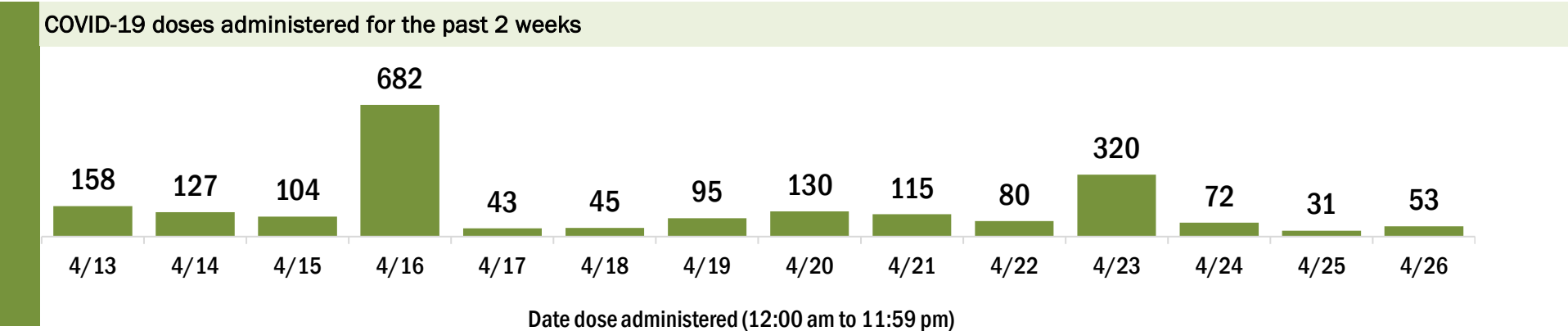
Data in this report are provisional and subject to change.

Data in this summary pertain to COVID-19 vaccines approved by the U.S. Food and Drug Administration and have been issued an Emergency Use Authorization (Janssen COVID-19 Vaccine, Moderna COVID-19 Vaccine and Pfizer-BioNTech COVID-19 Vaccine). These data summarize the number of people who have received either their first dose or have completed the series for a COVID-19 vaccine. **A person can only be counted in one category, first dose or series complete.** For persons receiving Moderna or Pfizer vaccines, once they receive their second dose, they are moved from the first dose column to the series completed column. **Because of this, the total first dose category may show a change from report to report not matching the total receiving their first dose from the previous day.** Persons receiving Johnson & Johnson vaccines will always be counted in the series completed column.

COVID-19 doses for vaccinated persons in Florida	
Doses administered	17,740
People receiving one dose of a 1-dose series (Johnson & Johnson) or receiving only one dose of a 2-dose series (Moderna, Pfizer) count once. Persons receiving both doses of a 2-dose series count twice.	

Current status of persons vaccinated for COVID-19 in Florida	
Total people vaccinated	10,737
First dose	2,735
Series completed	8,002
Completed 1-dose series	999
Completed 2-dose series	7,003
First dose: current number of people who have only received their first dose of the Moderna or Pfizer vaccine.	
Series complete: current number of people who have received both Moderna or Pfizer vaccine doses or one Johnson & Johnson dose and are considered fully immunized.	

Demographic summary	First dose	Series complete	Total people vaccinated
Age group	2,735	8,002	10,737
16-24 years	145	86	231
25-34 years	200	223	423
35-44 years	267	282	549
45-54 years	419	585	1,004
55-64 years	788	1,574	2,362
65-74 years	558	3,166	3,724
75-84 years	278	1,676	1,954
85+ years	80	410	490
Race	2,735	8,002	10,737
White	2,048	6,305	8,353
Black	258	487	745
American Indian/Alaskan	13	48	61
Other	187	449	636
Unknown	229	713	942
Other race includes Asian, native Hawaiian/Pacific Islander, or other.			
Ethnicity	2,735	8,002	10,737
Hispanic	231	300	531
Non-Hispanic	1,813	5,825	7,638
Unknown	691	1,877	2,568
Gender	2,735	8,002	10,737
Female	1,500	4,603	6,103
Male	1,232	3,399	4,631
Unknown	3	0	3



# COVID-19: Liberty County vaccine summary

Vaccination data through Apr 26, 2021 as of Apr 27, 2021 at 12:05 AM

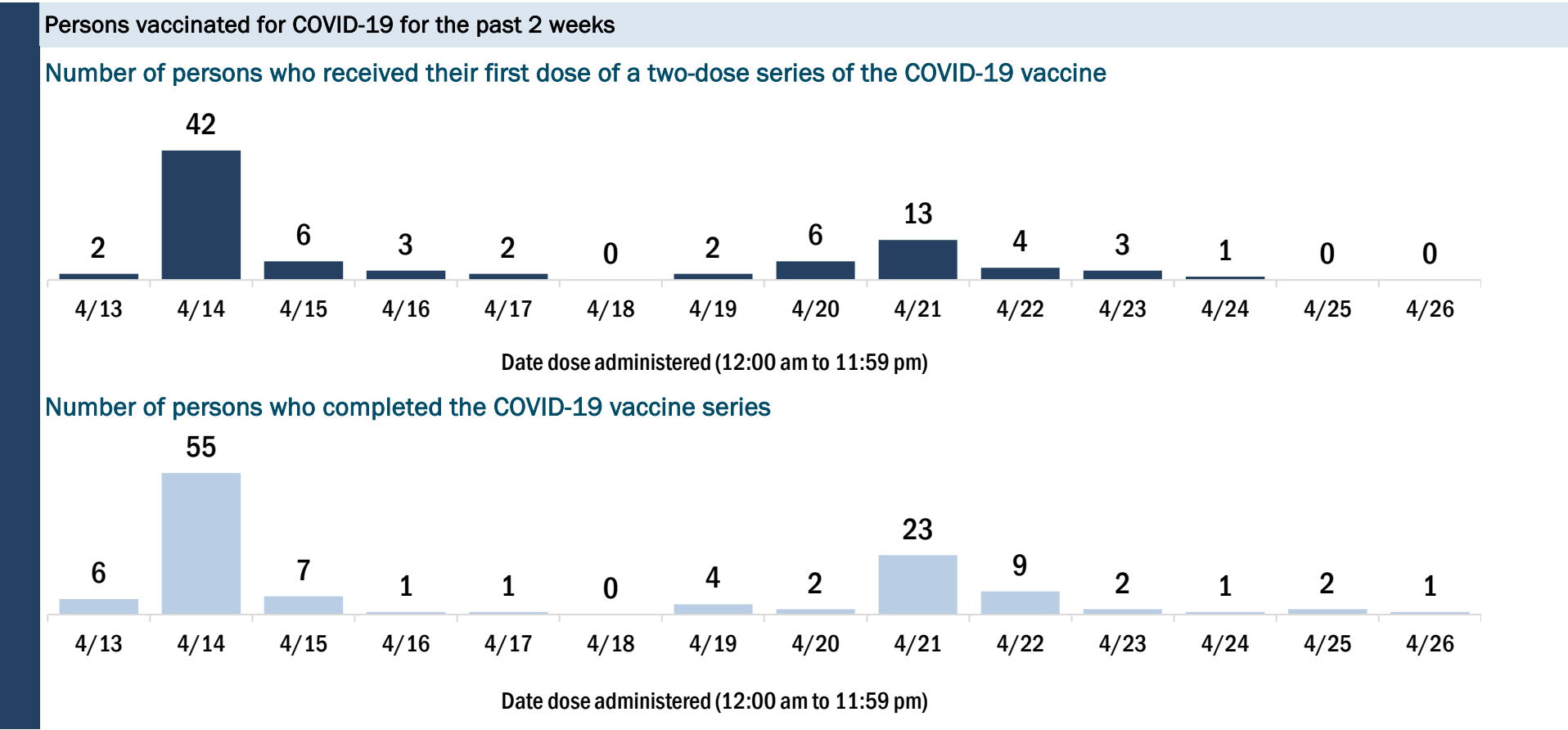
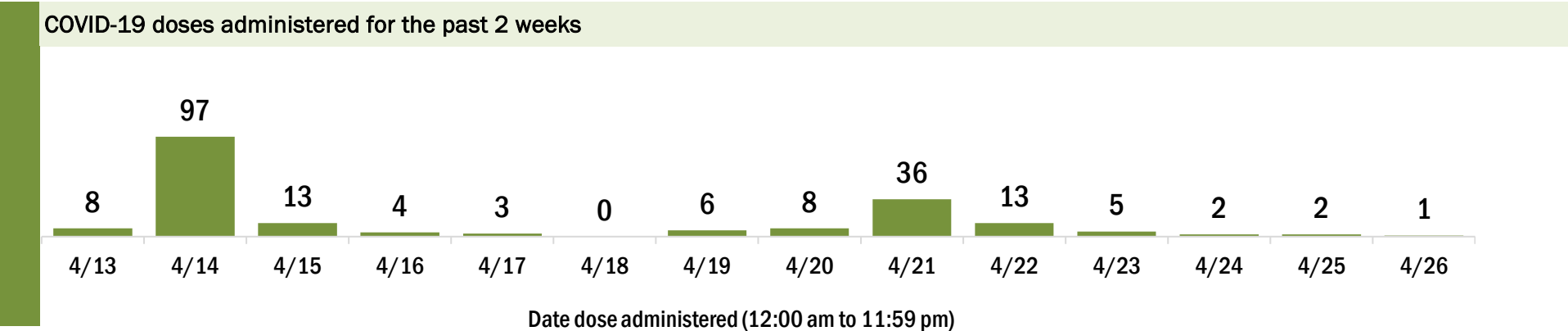
Data in this report are provisional and subject to change.

Data in this summary pertain to COVID-19 vaccines approved by the U.S. Food and Drug Administration and have been issued an Emergency Use Authorization (Janssen COVID-19 Vaccine, Moderna COVID-19 Vaccine and Pfizer-BioNTech COVID-19 Vaccine). These data summarize the number of people who have received either their first dose or have completed the series for a COVID-19 vaccine. **A person can only be counted in one category, first dose or series complete.** For persons receiving Moderna or Pfizer vaccines, once they receive their second dose, they are moved from the first dose column to the series completed column. **Because of this, the total first dose category may show a change from report to report not matching the total receiving their first dose from the previous day.** Persons receiving Johnson & Johnson vaccines will always be counted in the series completed column.

COVID-19 doses for vaccinated persons in Florida	
Doses administered	2,632
People receiving one dose of a 1-dose series (Johnson & Johnson) or receiving only one dose of a 2-dose series (Moderna, Pfizer) count once. Persons receiving both doses of a 2-dose series count twice.	

Current status of persons vaccinated for COVID-19 in Florida	
Total people vaccinated	1,501
First dose	301
Series completed	1,200
Completed 1-dose series	69
Completed 2-dose series	1,131
First dose: current number of people who have only received their first dose of the Moderna or Pfizer vaccine.	
Series complete: current number of people who have received both Moderna or Pfizer vaccine doses or one Johnson & Johnson dose and are considered fully immunized.	

Demographic summary	First dose	Series complete	Total people vaccinated
Age group	301	1,200	1,501
16-24 years	22	20	42
25-34 years	26	34	60
35-44 years	43	72	115
45-54 years	68	91	159
55-64 years	77	289	366
65-74 years	38	415	453
75-84 years	22	221	243
85+ years	5	58	63
Race	301	1,200	1,501
White	200	870	1,070
Black	48	108	156
American Indian/Alaskan	4	8	12
Other	24	98	122
Unknown	25	116	141
Other race includes Asian, native Hawaiian/Pacific Islander, or other.			
Ethnicity	301	1,200	1,501
Hispanic	6	16	22
Non-Hispanic	154	657	811
Unknown	141	527	668
Gender	301	1,200	1,501
Female	168	644	812
Male	133	556	689
Unknown	0	0	0





# COVID-19: Madison County vaccine summary

Vaccination data through Apr 26, 2021 as of Apr 27, 2021 at 12:05 AM

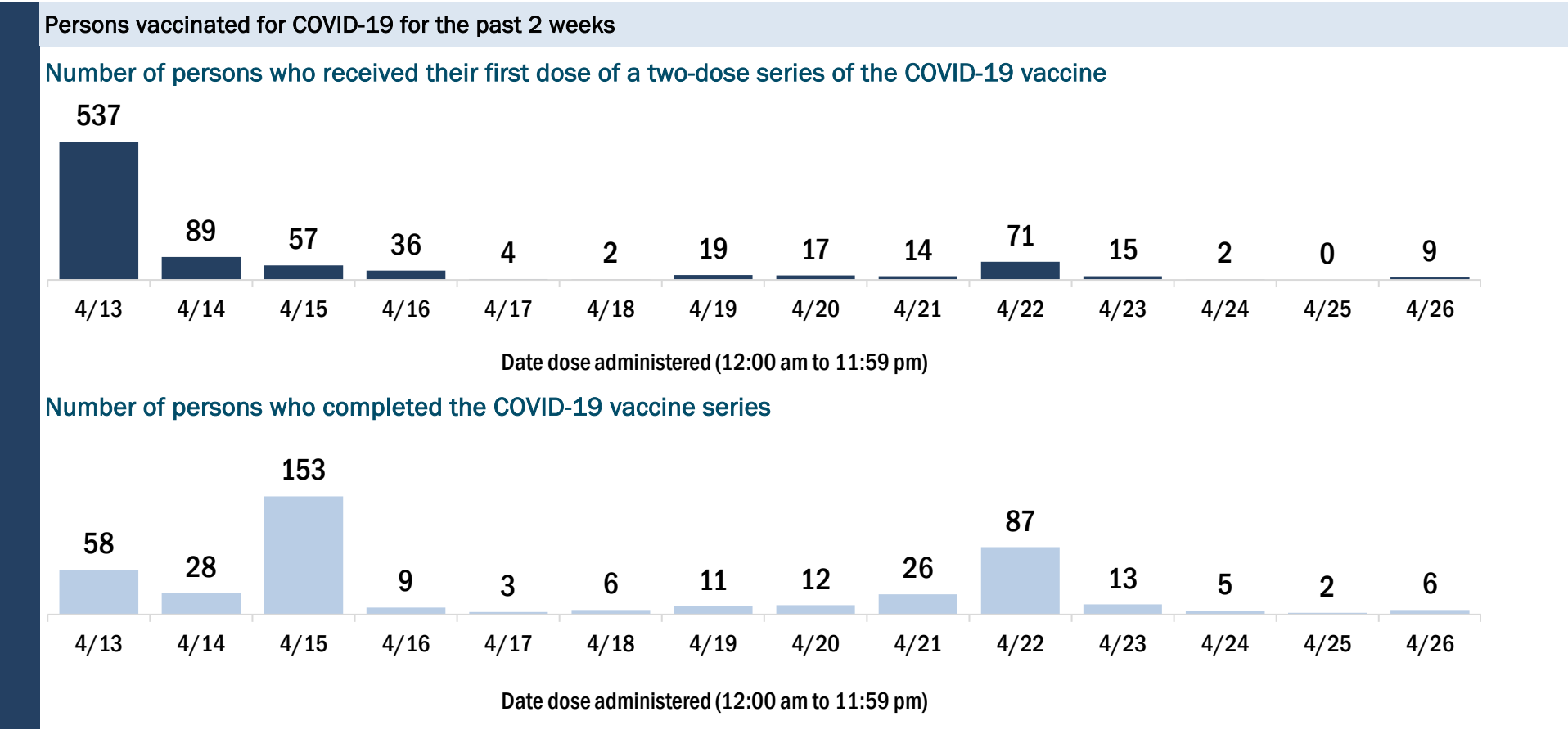
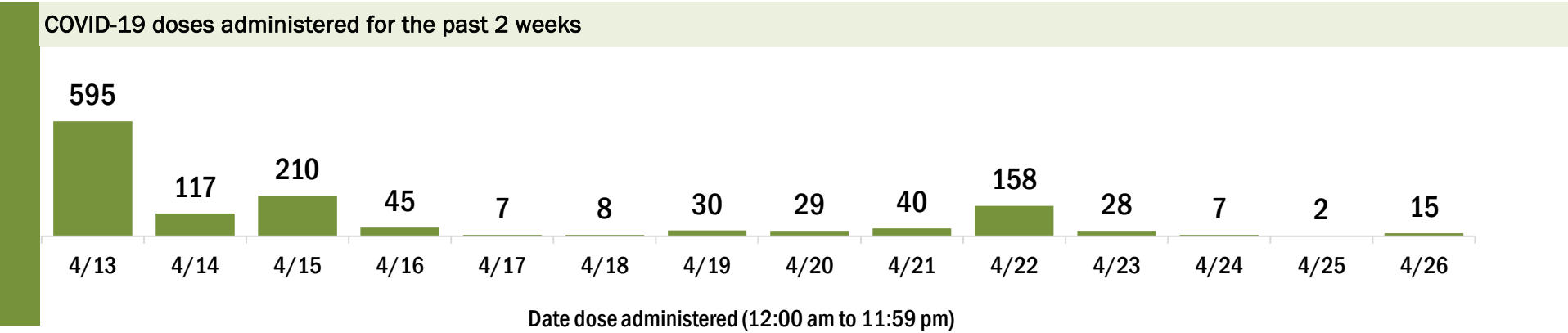
Data in this report are provisional and subject to change.

Data in this summary pertain to COVID-19 vaccines approved by the U.S. Food and Drug Administration and have been issued an Emergency Use Authorization (Janssen COVID-19 Vaccine, Moderna COVID-19 Vaccine and Pfizer-BioNTech COVID-19 Vaccine). These data summarize the number of people who have received either their first dose or have completed the series for a COVID-19 vaccine. **A person can only be counted in one category, first dose or series complete.** For persons receiving Moderna or Pfizer vaccines, once they receive their second dose, they are moved from the first dose column to the series completed column. **Because of this, the total first dose category may show a change from report to report not matching the total receiving their first dose from the previous day.** Persons receiving Johnson & Johnson vaccines will always be counted in the series completed column.

COVID-19 doses for vaccinated persons in Florida	
Doses administered	8,961
People receiving one dose of a 1-dose series (Johnson & Johnson) or receiving only one dose of a 2-dose series (Moderna, Pfizer) count once. Persons receiving both doses of a 2-dose series count twice.	

Current status of persons vaccinated for COVID-19 in Florida	
Total people vaccinated	5,499
First dose	1,623
Series completed	3,876
Completed 1-dose series	414
Completed 2-dose series	3,462
First dose: current number of people who have only received their first dose of the Moderna or Pfizer vaccine.	
Series complete: current number of people who have received both Moderna or Pfizer vaccine doses or one Johnson & Johnson dose and are considered fully immunized.	

Demographic summary	First dose	Series complete	Total people vaccinated
Age group	1,623	3,876	5,499
16-24 years	79	41	120
25-34 years	157	114	271
35-44 years	280	198	478
45-54 years	376	359	735
55-64 years	442	794	1,236
65-74 years	195	1,396	1,591
75-84 years	72	764	836
85+ years	22	210	232
Race	1,623	3,876	5,499
White	827	2,192	3,019
Black	561	1,118	1,679
American Indian/Alaskan	1	9	10
Other	125	304	429
Unknown	109	253	362
Other race includes Asian, native Hawaiian/Pacific Islander, or other.			
Ethnicity	1,623	3,876	5,499
Hispanic	109	92	201
Non-Hispanic	1,226	1,935	3,161
Unknown	288	1,849	2,137
Gender	1,623	3,876	5,499
Female	557	2,181	2,738
Male	1,066	1,695	2,761
Unknown	0	0	0



# COVID-19: Manatee County vaccine summary

Vaccination data through Apr 26, 2021 as of Apr 27, 2021 at 12:05 AM

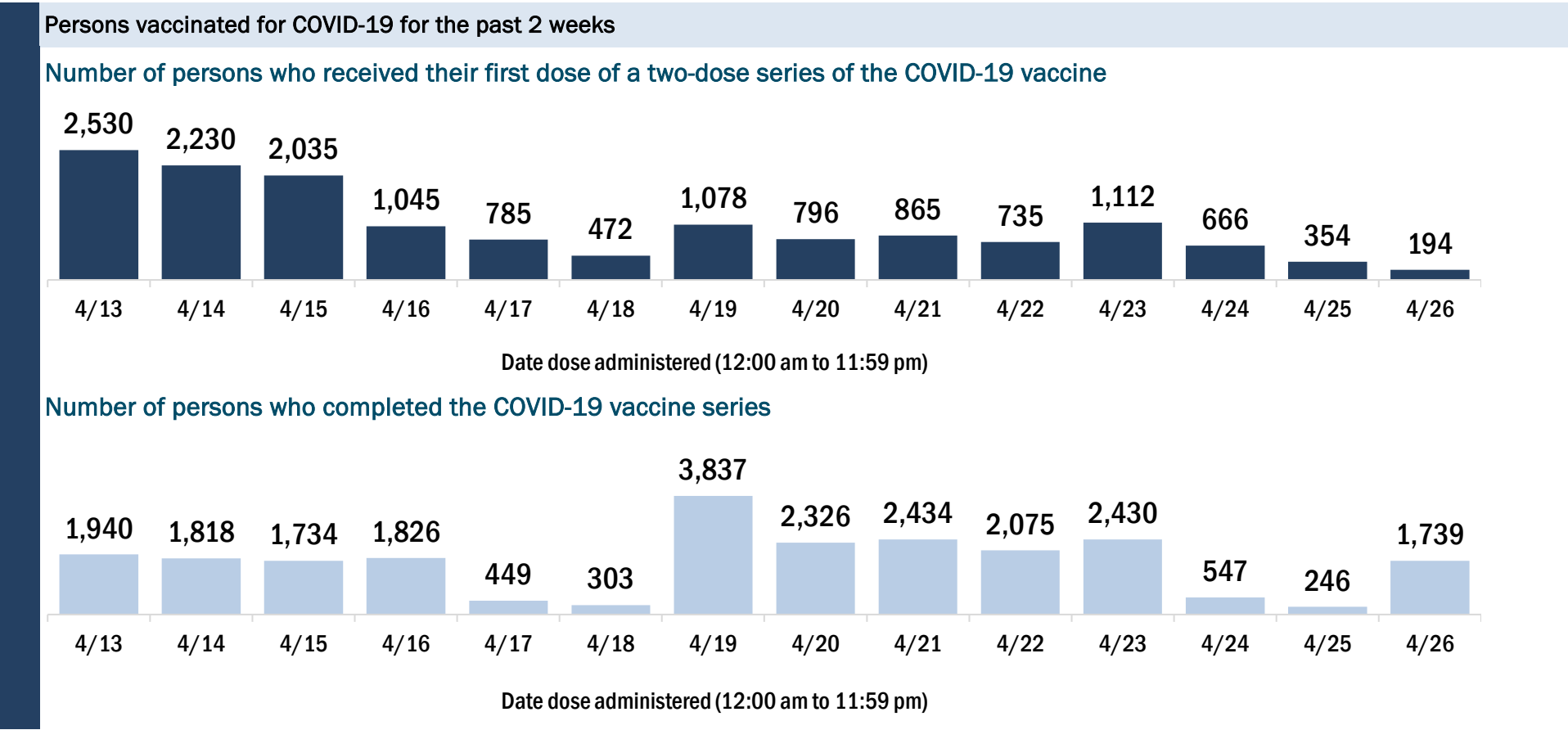
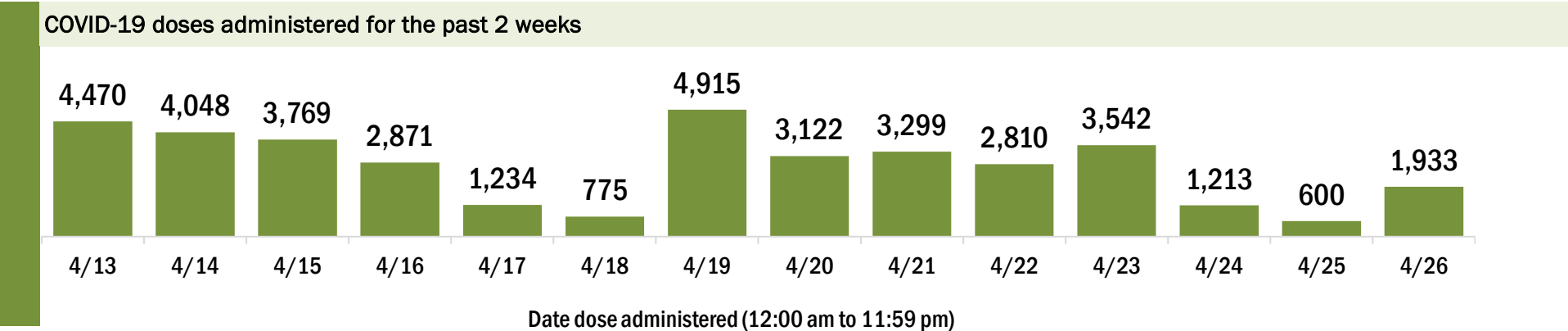
Data in this report are provisional and subject to change.

Data in this summary pertain to COVID-19 vaccines approved by the U.S. Food and Drug Administration and have been issued an Emergency Use Authorization (Janssen COVID-19 Vaccine, Moderna COVID-19 Vaccine and Pfizer-BioNTech COVID-19 Vaccine). These data summarize the number of people who have received either their first dose or have completed the series for a COVID-19 vaccine. **A person can only be counted in one category, first dose or series complete.** For persons receiving Moderna or Pfizer vaccines, once they receive their second dose, they are moved from the first dose column to the series completed column. **Because of this, the total first dose category may show a change from report to report not matching the total receiving their first dose from the previous day.** Persons receiving Johnson & Johnson vaccines will always be counted in the series completed column.

COVID-19 doses for vaccinated persons in Florida	
Doses administered	275,614
People receiving one dose of a 1-dose series (Johnson & Johnson) or receiving only one dose of a 2-dose series (Moderna, Pfizer) count once. Persons receiving both doses of a 2-dose series count twice.	

Current status of persons vaccinated for COVID-19 in Florida	
Total people vaccinated	166,414
First dose	51,675
Series completed	114,739
Completed 1-dose series	5,539
Completed 2-dose series	109,200
First dose: current number of people who have only received their first dose of the Moderna or Pfizer vaccine.	
Series complete: current number of people who have received both Moderna or Pfizer vaccine doses or one Johnson & Johnson dose and are considered fully immunized.	

Demographic summary	First dose	Series complete	Total people vaccinated
Age group	51,675	114,739	166,414
16-24 years	4,291	1,513	5,804
25-34 years	5,215	3,506	8,721
35-44 years	7,195	4,730	11,925
45-54 years	9,331	8,992	18,323
55-64 years	10,556	22,448	33,004
65-74 years	8,228	41,964	50,192
75-84 years	4,942	24,187	29,129
85+ years	1,917	7,399	9,316
Race	51,675	114,739	166,414
White	36,599	88,640	125,239
Black	2,022	3,378	5,400
American Indian/Alaskan	245	446	691
Other	4,528	8,084	12,612
Unknown	8,281	14,191	22,472
Other race includes Asian, native Hawaiian/Pacific Islander, or other.			
Ethnicity	51,675	114,739	166,414
Hispanic	5,720	4,563	10,283
Non-Hispanic	28,462	70,218	98,680
Unknown	17,493	39,958	57,451
Gender	51,675	114,739	166,414
Female	27,399	64,696	92,095
Male	24,126	49,977	74,103
Unknown	150	66	216



# COVID-19: Marion County vaccine summary

Vaccination data through Apr 26, 2021 as of Apr 27, 2021 at 12:05 AM

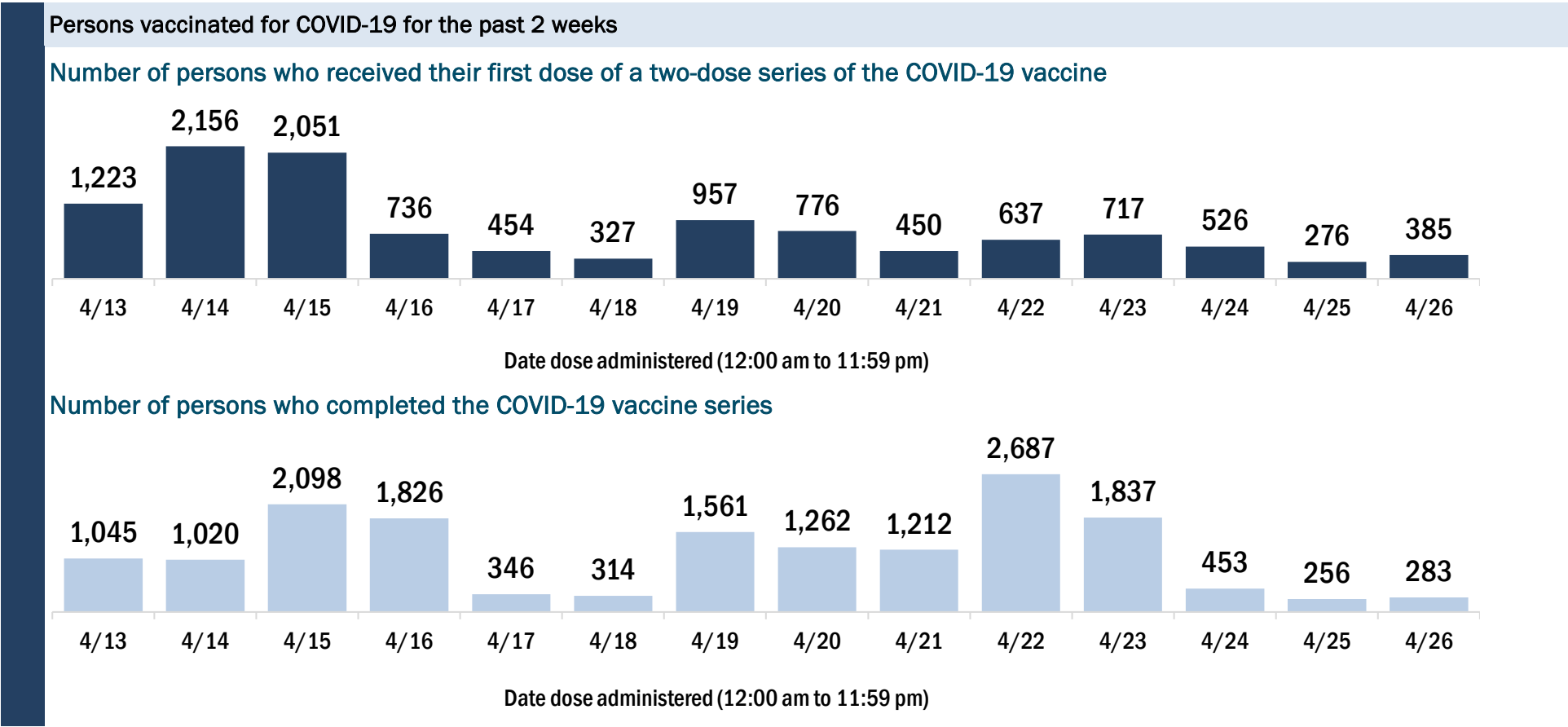
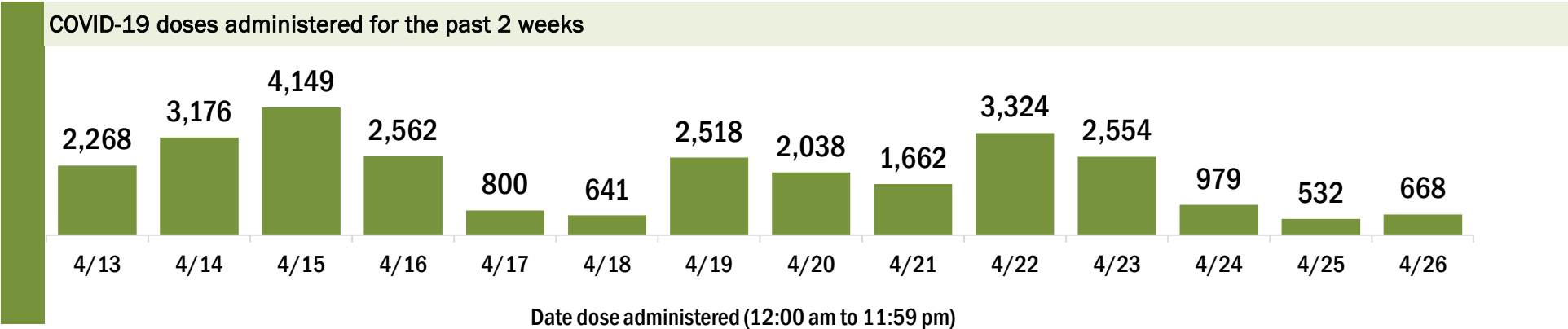
Data in this report are provisional and subject to change.

Data in this summary pertain to COVID-19 vaccines approved by the U.S. Food and Drug Administration and have been issued an Emergency Use Authorization (Janssen COVID-19 Vaccine, Moderna COVID-19 Vaccine and Pfizer-BioNTech COVID-19 Vaccine). These data summarize the number of people who have received either their first dose or have completed the series for a COVID-19 vaccine. **A person can only be counted in one category, first dose or series complete.** For persons receiving Moderna or Pfizer vaccines, once they receive their second dose, they are moved from the first dose column to the series completed column. **Because of this, the total first dose category may show a change from report to report not matching the total receiving their first dose from the previous day.** Persons receiving Johnson & Johnson vaccines will always be counted in the series completed column.

COVID-19 doses for vaccinated persons in Florida	
Doses administered	221,771
People receiving one dose of a 1-dose series (Johnson & Johnson) or receiving only one dose of a 2-dose series (Moderna, Pfizer) count once. Persons receiving both doses of a 2-dose series count twice.	

Current status of persons vaccinated for COVID-19 in Florida	
Total people vaccinated	130,403
First dose	34,632
Series completed	95,771
Completed 1-dose series	4,403
Completed 2-dose series	91,368
<b>First dose:</b> current number of people who have only received their first dose of the Moderna or Pfizer vaccine.	
<b>Series complete:</b> current number of people who have received both Moderna or Pfizer vaccine doses or one Johnson & Johnson dose and are considered fully immunized.	

Demographic summary	First dose	Series complete	Total people vaccinated
Age group	34,632	95,771	130,403
16-24 years	3,056	1,190	4,246
25-34 years	3,790	2,532	6,322
35-44 years	4,780	3,990	8,770
45-54 years	5,614	7,480	13,094
55-64 years	7,440	16,841	24,281
65-74 years	5,240	34,166	39,406
75-84 years	3,314	23,031	26,345
85+ years	1,398	6,541	7,939
Race	34,632	95,771	130,403
White	21,783	67,689	89,472
Black	3,030	6,133	9,163
American Indian/Alaskan	147	351	498
Other	3,911	8,460	12,371
Unknown	5,761	13,138	18,899
Other race includes Asian, native Hawaiian/Pacific Islander, or other.			
Ethnicity	34,632	95,771	130,403
Hispanic	4,808	6,118	10,926
Non-Hispanic	17,855	60,732	78,587
Unknown	11,969	28,921	40,890
Gender	34,632	95,771	130,403
Female	19,102	55,187	74,289
Male	15,489	40,545	56,034
Unknown	41	39	80



# COVID-19: Martin County vaccine summary

Vaccination data through Apr 26, 2021 as of Apr 27, 2021 at 12:05 AM

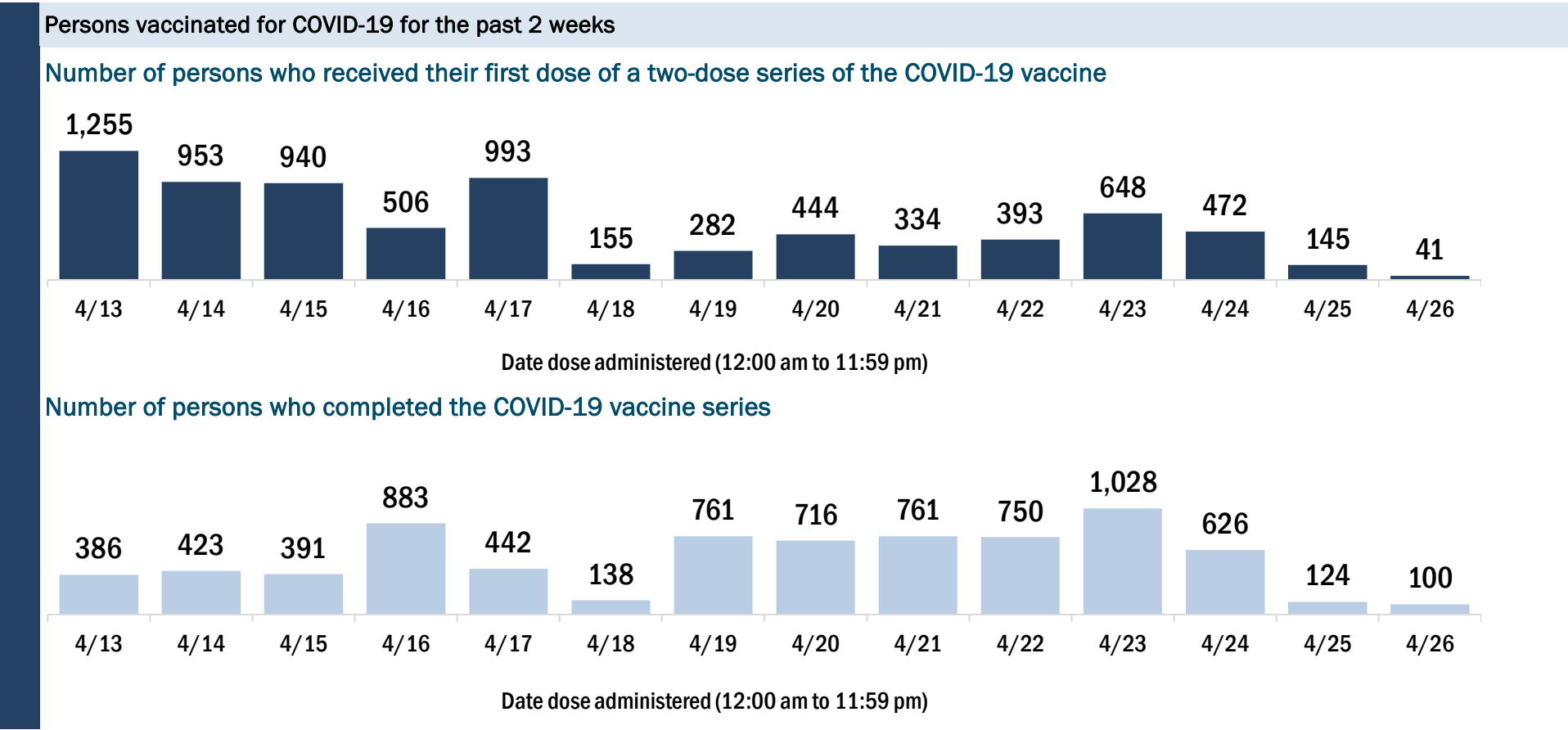
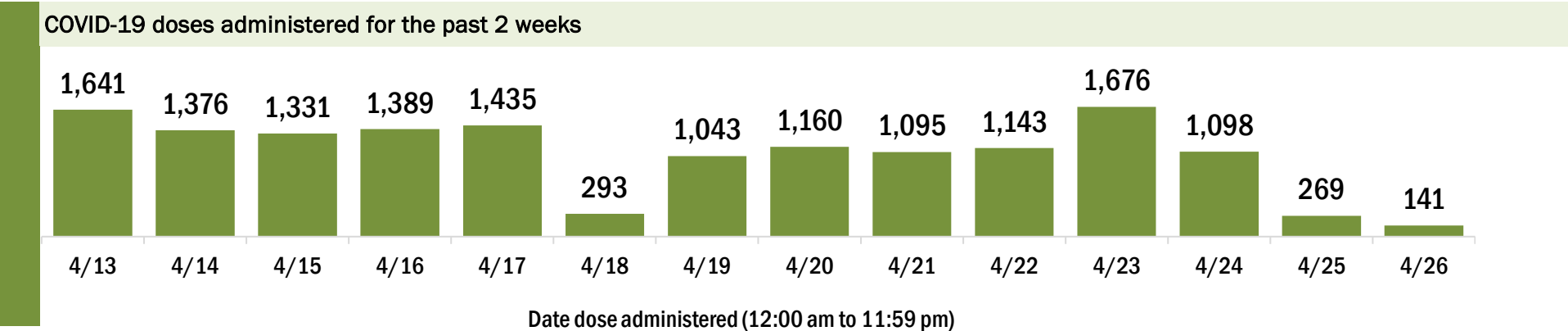
Data in this report are provisional and subject to change.

Data in this summary pertain to COVID-19 vaccines approved by the U.S. Food and Drug Administration and have been issued an Emergency Use Authorization (Janssen COVID-19 Vaccine, Moderna COVID-19 Vaccine and Pfizer-BioNTech COVID-19 Vaccine). These data summarize the number of people who have received either their first dose or have completed the series for a COVID-19 vaccine. **A person can only be counted in one category, first dose or series complete.** For persons receiving Moderna or Pfizer vaccines, once they receive their second dose, they are moved from the first dose column to the series completed column. **Because of this, the total first dose category may show a change from report to report not matching the total receiving their first dose from the previous day.** Persons receiving Johnson & Johnson vaccines will always be counted in the series completed column.

COVID-19 doses for vaccinated persons in Florida	
Doses administered	122,547
People receiving one dose of a 1-dose series (Johnson & Johnson) or receiving only one dose of a 2-dose series (Moderna, Pfizer) count once. Persons receiving both doses of a 2-dose series count twice.	

Current status of persons vaccinated for COVID-19 in Florida	
Total people vaccinated	73,748
First dose	22,117
Series completed	51,631
Completed 1-dose series	2,832
Completed 2-dose series	48,799
First dose: current number of people who have only received their first dose of the Moderna or Pfizer vaccine.	
Series complete: current number of people who have received both Moderna or Pfizer vaccine doses or one Johnson & Johnson dose and are considered fully immunized.	

Demographic summary	First dose	Series complete	Total people vaccinated
Age group	22,117	51,631	73,748
16-24 years	1,566	524	2,090
25-34 years	1,786	1,052	2,838
35-44 years	2,653	1,834	4,487
45-54 years	3,698	3,381	7,079
55-64 years	5,874	9,044	14,918
65-74 years	3,397	18,373	21,770
75-84 years	2,183	12,822	15,005
85+ years	960	4,601	5,561
Race	22,117	51,631	73,748
White	15,691	35,112	50,803
Black	792	1,030	1,822
American Indian/Alaskan	76	87	163
Other	1,563	3,636	5,199
Unknown	3,995	11,766	15,761
Other race includes Asian, native Hawaiian/Pacific Islander, or other.			
Ethnicity	22,117	51,631	73,748
Hispanic	1,712	1,581	3,293
Non-Hispanic	11,601	21,754	33,355
Unknown	8,804	28,296	37,100
Gender	22,117	51,631	73,748
Female	11,297	29,400	40,697
Male	10,800	22,213	33,013
Unknown	20	18	38





# COVID-19: Monroe County vaccine summary

Vaccination data through Apr 26, 2021 as of Apr 27, 2021 at 12:05 AM

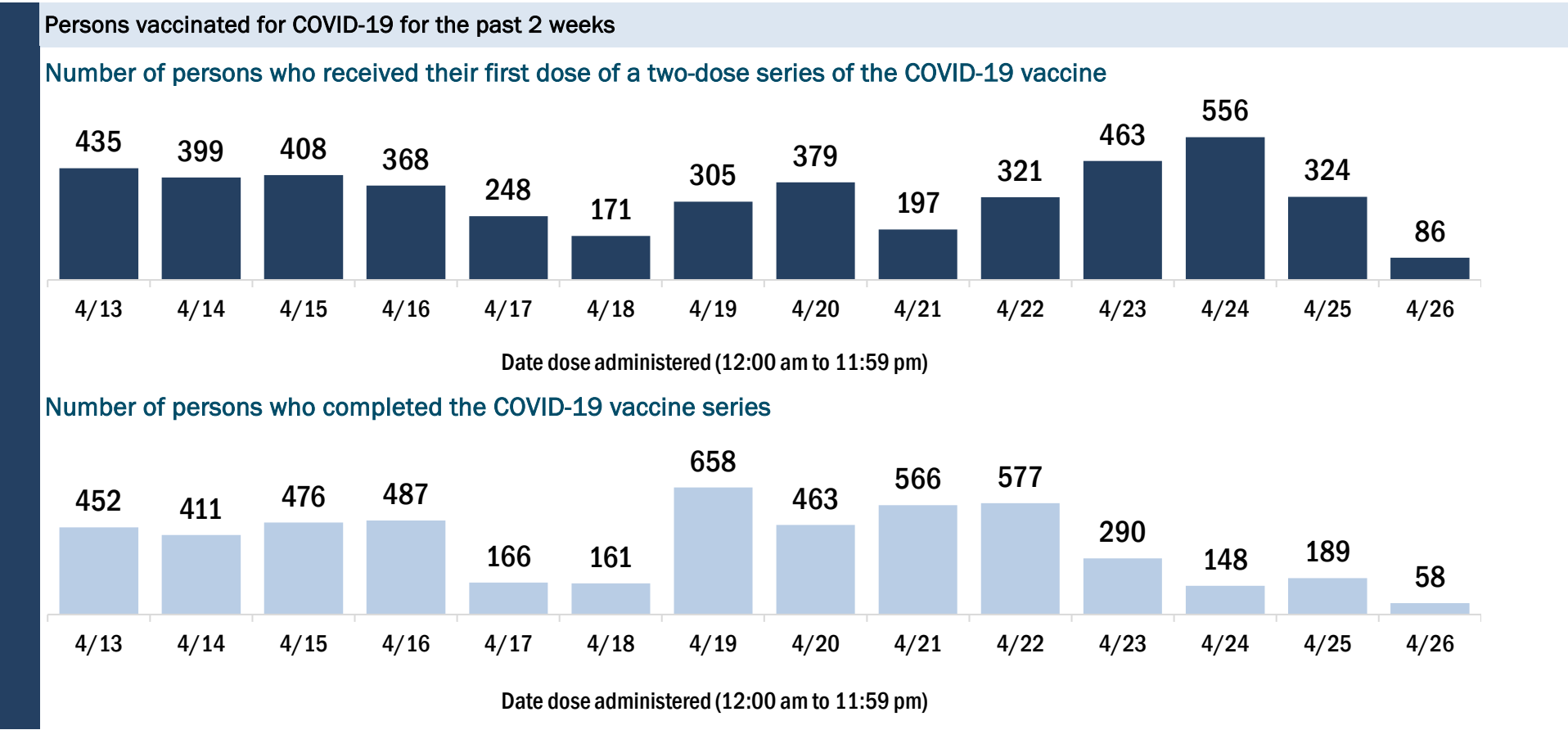
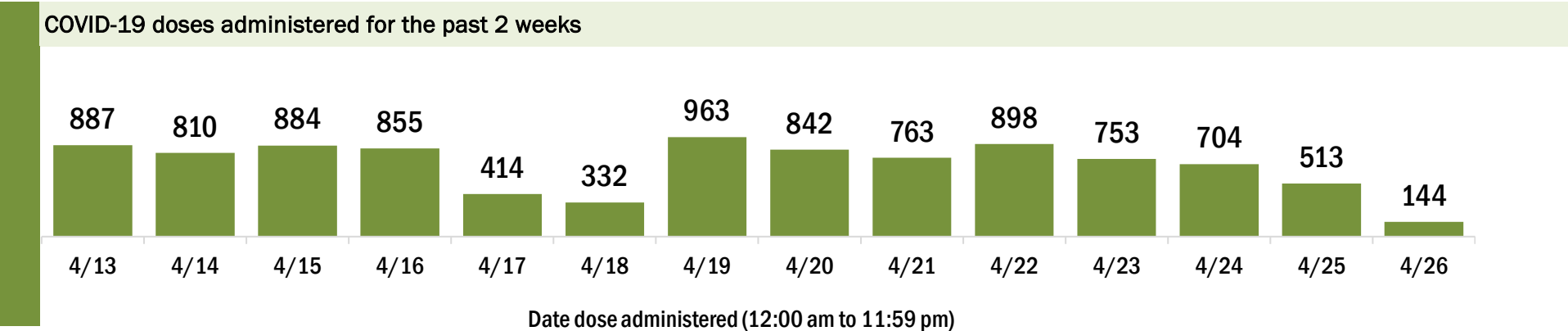
Data in this report are provisional and subject to change.

Data in this summary pertain to COVID-19 vaccines approved by the U.S. Food and Drug Administration and have been issued an Emergency Use Authorization (Janssen COVID-19 Vaccine, Moderna COVID-19 Vaccine and Pfizer-BioNTech COVID-19 Vaccine). These data summarize the number of people who have received either their first dose or have completed the series for a COVID-19 vaccine. **A person can only be counted in one category, first dose or series complete.** For persons receiving Moderna or Pfizer vaccines, once they receive their second dose, they are moved from the first dose column to the series completed column. **Because of this, the total first dose category may show a change from report to report not matching the total receiving their first dose from the previous day.** Persons receiving Johnson & Johnson vaccines will always be counted in the series completed column.

COVID-19 doses for vaccinated persons in Florida	
Doses administered	55,761
People receiving one dose of a 1-dose series (Johnson & Johnson) or receiving only one dose of a 2-dose series (Moderna, Pfizer) count once. Persons receiving both doses of a 2-dose series count twice.	

Current status of persons vaccinated for COVID-19 in Florida	
Total people vaccinated	34,581
First dose	11,520
Series completed	23,061
Completed 1-dose series	1,881
Completed 2-dose series	21,180
First dose: current number of people who have only received their first dose of the Moderna or Pfizer vaccine.	
Series complete: current number of people who have received both Moderna or Pfizer vaccine doses or one Johnson & Johnson dose and are considered fully immunized.	

Demographic summary	First dose	Series complete	Total people vaccinated
Age group	11,520	23,061	34,581
16-24 years	788	253	1,041
25-34 years	1,313	657	1,970
35-44 years	1,698	1,236	2,934
45-54 years	2,160	2,425	4,585
55-64 years	2,943	5,304	8,247
65-74 years	1,803	8,494	10,297
75-84 years	643	3,767	4,410
85+ years	172	925	1,097
Race	11,520	23,061	34,581
White	7,943	16,914	24,857
Black	345	422	767
American Indian/Alaskan	47	78	125
Other	723	1,207	1,930
Unknown	2,462	4,440	6,902
Other race includes Asian, native Hawaiian/Pacific Islander, or other.			
Ethnicity	11,520	23,061	34,581
Hispanic	1,741	2,015	3,756
Non-Hispanic	5,551	13,224	18,775
Unknown	4,228	7,822	12,050
Gender	11,520	23,061	34,581
Female	5,813	12,094	17,907
Male	5,697	10,965	16,662
Unknown	10	2	12



# COVID-19: Nassau County vaccine summary

Vaccination data through Apr 26, 2021 as of Apr 27, 2021 at 12:05 AM

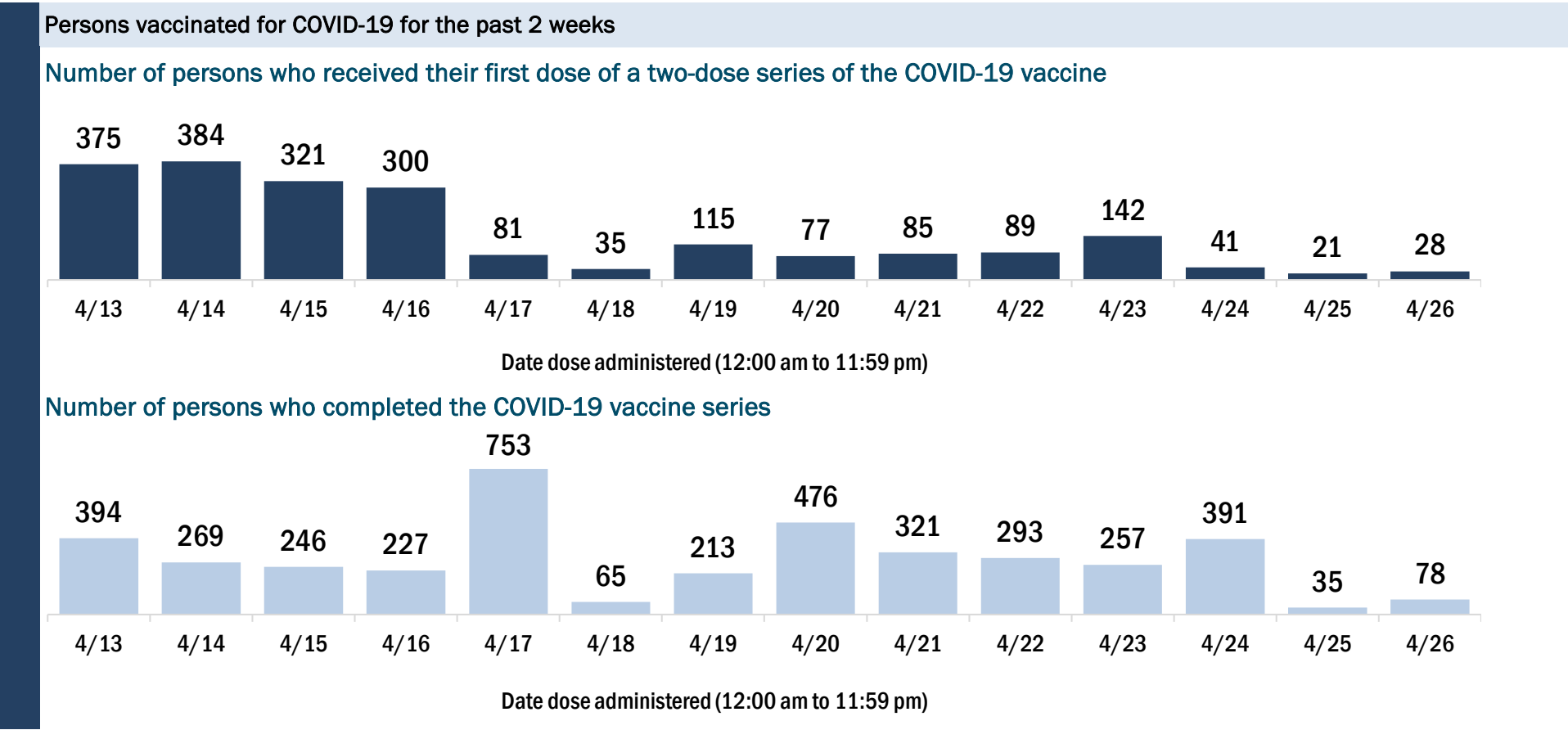
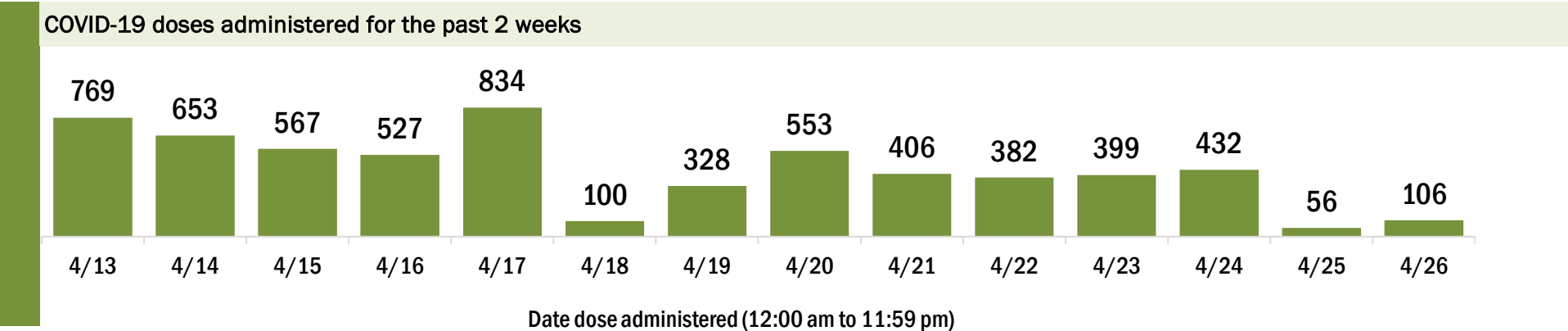
Data in this report are provisional and subject to change.

Data in this summary pertain to COVID-19 vaccines approved by the U.S. Food and Drug Administration and have been issued an Emergency Use Authorization (Janssen COVID-19 Vaccine, Moderna COVID-19 Vaccine and Pfizer-BioNTech COVID-19 Vaccine). These data summarize the number of people who have received either their first dose or have completed the series for a COVID-19 vaccine. **A person can only be counted in one category, first dose or series complete.** For persons receiving Moderna or Pfizer vaccines, once they receive their second dose, they are moved from the first dose column to the series completed column. **Because of this, the total first dose category may show a change from report to report not matching the total receiving their first dose from the previous day.** Persons receiving Johnson & Johnson vaccines will always be counted in the series completed column.

COVID-19 doses for vaccinated persons in Florida	
Doses administered	58,240
People receiving one dose of a 1-dose series (Johnson & Johnson) or receiving only one dose of a 2-dose series (Moderna, Pfizer) count once. Persons receiving both doses of a 2-dose series count twice.	

Current status of persons vaccinated for COVID-19 in Florida	
Total people vaccinated	33,272
First dose	6,297
Series completed	26,975
Completed 1-dose series	2,007
Completed 2-dose series	24,968
First dose: current number of people who have only received their first dose of the Moderna or Pfizer vaccine.	
Series complete: current number of people who have received both Moderna or Pfizer vaccine doses or one Johnson & Johnson dose and are considered fully immunized.	

Demographic summary	First dose	Series complete	Total people vaccinated
Age group	6,297	26,975	33,272
16-24 years	831	337	1,168
25-34 years	859	708	1,567
35-44 years	998	1,518	2,516
45-54 years	1,003	2,736	3,739
55-64 years	1,169	6,270	7,439
65-74 years	832	9,485	10,317
75-84 years	451	4,604	5,055
85+ years	154	1,317	1,471
Race	6,297	26,975	33,272
White	4,708	21,989	26,697
Black	347	1,221	1,568
American Indian/Alaskan	44	90	134
Other	393	1,331	1,724
Unknown	805	2,344	3,149
Other race includes Asian, native Hawaiian/Pacific Islander, or other.			
Ethnicity	6,297	26,975	33,272
Hispanic	350	596	946
Non-Hispanic	4,482	21,205	25,687
Unknown	1,465	5,174	6,639
Gender	6,297	26,975	33,272
Female	3,427	15,124	18,551
Male	2,863	11,850	14,713
Unknown	7	1	8



# COVID-19: Okaloosa County vaccine summary

Vaccination data through Apr 26, 2021 as of Apr 27, 2021 at 12:05 AM

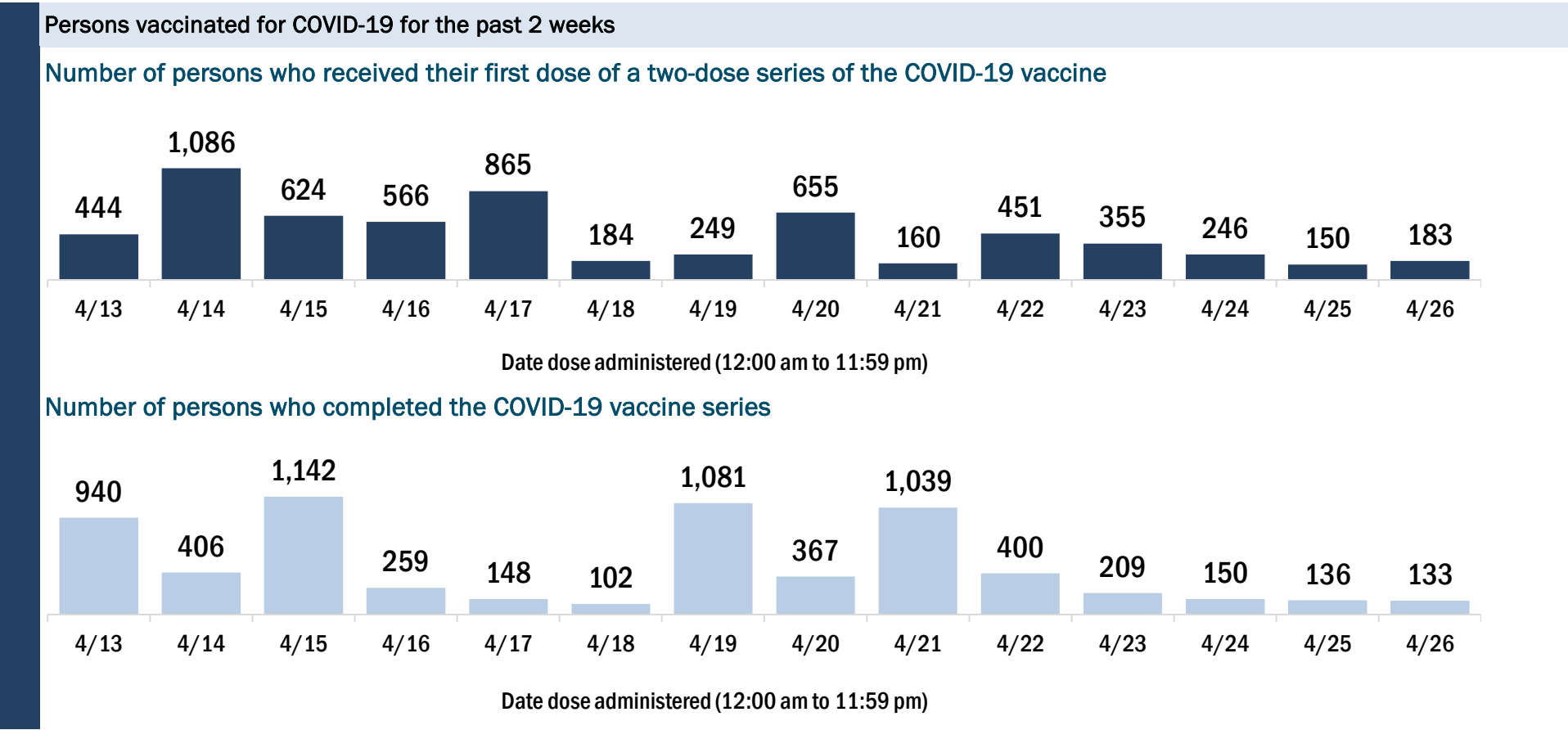
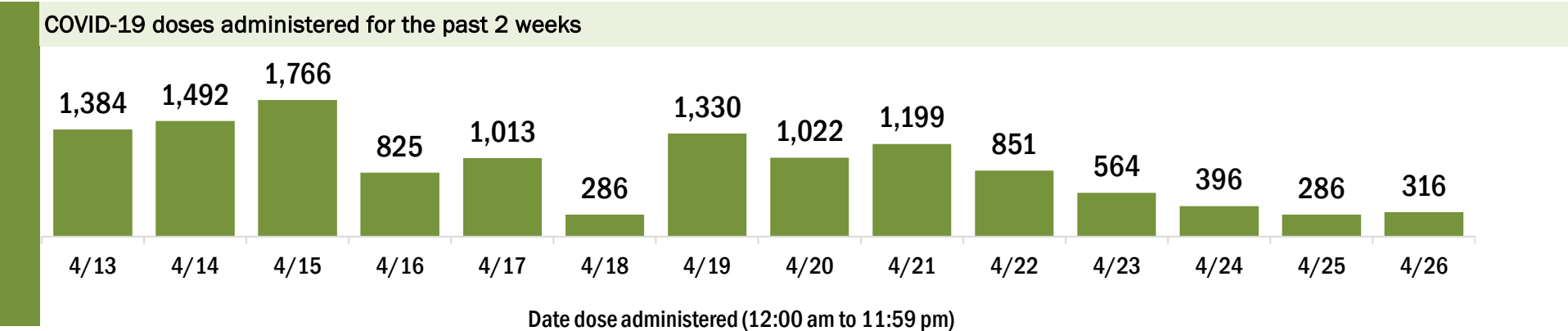
Data in this report are provisional and subject to change.

Data in this summary pertain to COVID-19 vaccines approved by the U.S. Food and Drug Administration and have been issued an Emergency Use Authorization (Janssen COVID-19 Vaccine, Moderna COVID-19 Vaccine and Pfizer-BioNTech COVID-19 Vaccine). These data summarize the number of people who have received either their first dose or have completed the series for a COVID-19 vaccine. **A person can only be counted in one category, first dose or series complete.** For persons receiving Moderna or Pfizer vaccines, once they receive their second dose, they are moved from the first dose column to the series completed column. **Because of this, the total first dose category may show a change from report to report not matching the total receiving their first dose from the previous day.** Persons receiving Johnson & Johnson vaccines will always be counted in the series completed column.

COVID-19 doses for vaccinated persons in Florida	
Doses administered	97,311
People receiving one dose of a 1-dose series (Johnson & Johnson) or receiving only one dose of a 2-dose series (Moderna, Pfizer) count once. Persons receiving both doses of a 2-dose series count twice.	

Current status of persons vaccinated for COVID-19 in Florida	
Total people vaccinated	59,039
First dose	17,253
Series completed	41,786
Completed 1-dose series	3,514
Completed 2-dose series	38,272
First dose: current number of people who have only received their first dose of the Moderna or Pfizer vaccine.	
Series complete: current number of people who have received both Moderna or Pfizer vaccine doses or one Johnson & Johnson dose and are considered fully immunized.	

Demographic summary	First dose	Series complete	Total people vaccinated
Age group	17,253	41,786	59,039
16-24 years	1,826	634	2,460
25-34 years	2,753	1,601	4,354
35-44 years	2,982	2,644	5,626
45-54 years	2,764	4,241	7,005
55-64 years	3,541	9,565	13,106
65-74 years	1,935	13,179	15,114
75-84 years	1,061	7,260	8,321
85+ years	391	2,662	3,053
Race	17,253	41,786	59,039
White	10,140	29,590	39,730
Black	1,189	2,061	3,250
American Indian/Alaskan	91	162	253
Other	1,889	3,615	5,504
Unknown	3,944	6,358	10,302
Other race includes Asian, native Hawaiian/Pacific Islander, or other.			
Ethnicity	17,253	41,786	59,039
Hispanic	1,236	1,208	2,444
Non-Hispanic	9,207	26,450	35,657
Unknown	6,810	14,128	20,938
Gender	17,253	41,786	59,039
Female	9,231	24,068	33,299
Male	7,900	17,691	25,591
Unknown	122	27	149



# COVID-19: Okeechobee County vaccine summary

Vaccination data through Apr 26, 2021 as of Apr 27, 2021 at 12:05 AM

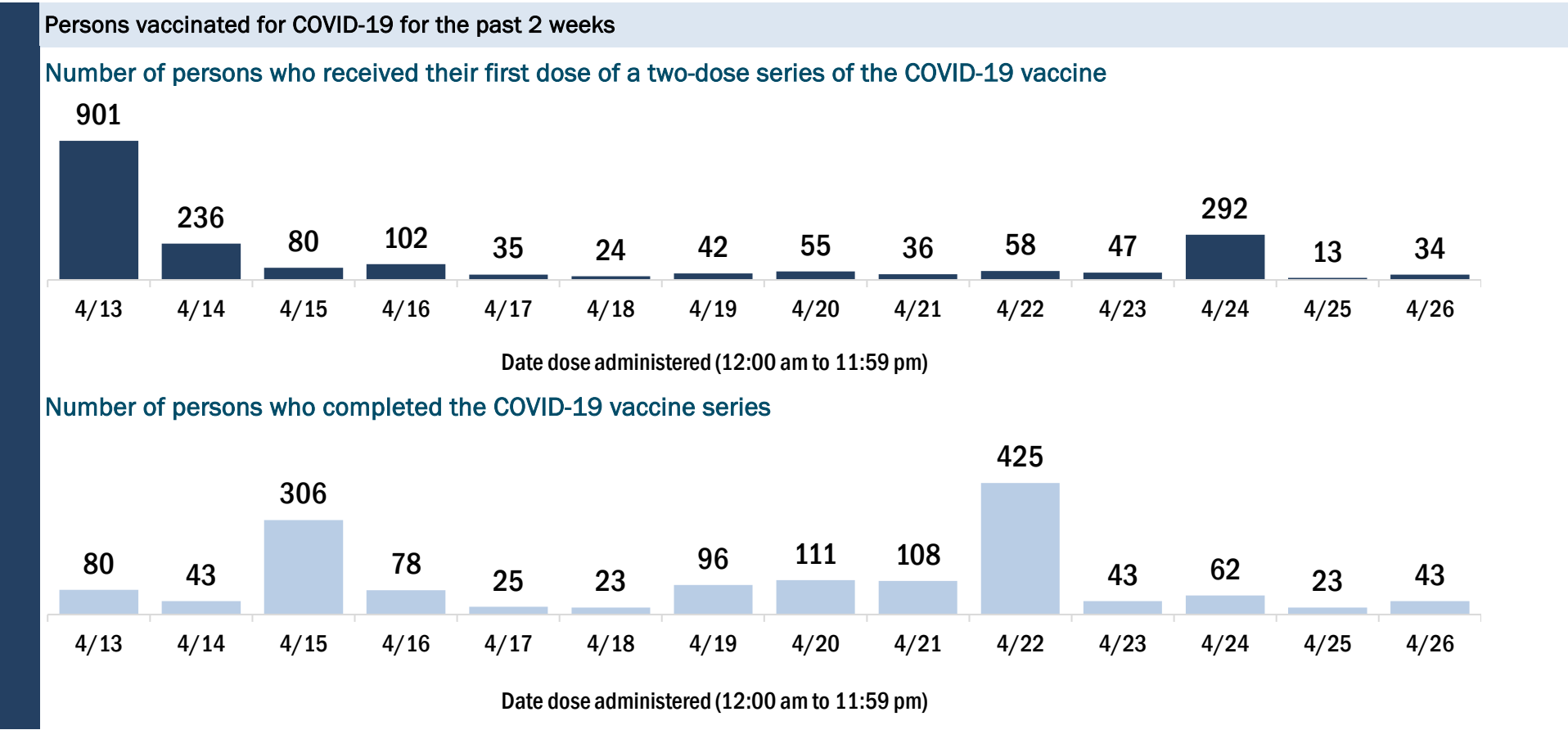
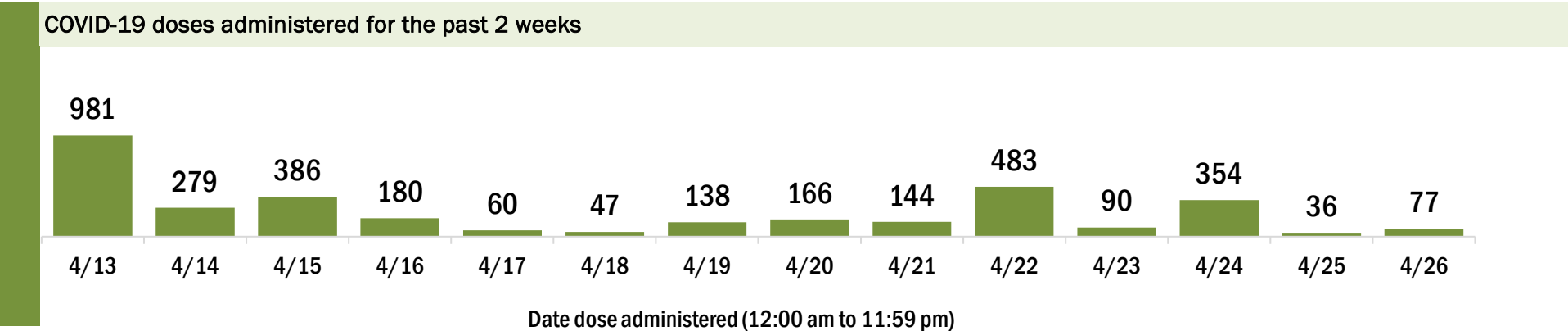
Data in this report are provisional and subject to change.

Data in this summary pertain to COVID-19 vaccines approved by the U.S. Food and Drug Administration and have been issued an Emergency Use Authorization (Janssen COVID-19 Vaccine, Moderna COVID-19 Vaccine and Pfizer-BioNTech COVID-19 Vaccine). These data summarize the number of people who have received either their first dose or have completed the series for a COVID-19 vaccine. **A person can only be counted in one category, first dose or series complete.** For persons receiving Moderna or Pfizer vaccines, once they receive their second dose, they are moved from the first dose column to the series completed column. **Because of this, the total first dose category may show a change from report to report not matching the total receiving their first dose from the previous day.** Persons receiving Johnson & Johnson vaccines will always be counted in the series completed column.

COVID-19 doses for vaccinated persons in Florida	
Doses administered	18,594
People receiving one dose of a 1-dose series (Johnson & Johnson) or receiving only one dose of a 2-dose series (Moderna, Pfizer) count once. Persons receiving both doses of a 2-dose series count twice.	

Current status of persons vaccinated for COVID-19 in Florida	
Total people vaccinated	11,450
First dose	3,811
Series completed	7,639
Completed 1-dose series	495
Completed 2-dose series	7,144
<b>First dose:</b> current number of people who have only received their first dose of the Moderna or Pfizer vaccine.	
<b>Series complete:</b> current number of people who have received both Moderna or Pfizer vaccine doses or one Johnson & Johnson dose and are considered fully immunized.	

Demographic summary	First dose	Series complete	Total people vaccinated
Age group	3,811	7,639	11,450
16-24 years	217	96	313
25-34 years	374	215	589
35-44 years	502	345	847
45-54 years	755	543	1,298
55-64 years	1,064	1,170	2,234
65-74 years	529	2,858	3,387
75-84 years	290	1,888	2,178
85+ years	80	524	604
Race	3,811	7,639	11,450
White	2,452	6,081	8,533
Black	171	177	348
American Indian/Alaskan	17	34	51
Other	278	701	979
Unknown	893	646	1,539
Other race includes Asian, native Hawaiian/Pacific Islander, or other.			
Ethnicity	3,811	7,639	11,450
Hispanic	608	718	1,326
Non-Hispanic	1,763	5,461	7,224
Unknown	1,440	1,460	2,900
Gender	3,811	7,639	11,450
Female	1,632	4,292	5,924
Male	2,174	3,347	5,521
Unknown	5	0	5





# COVID-19: Orange County vaccine summary

Vaccination data through Apr 26, 2021 as of Apr 27, 2021 at 12:05 AM

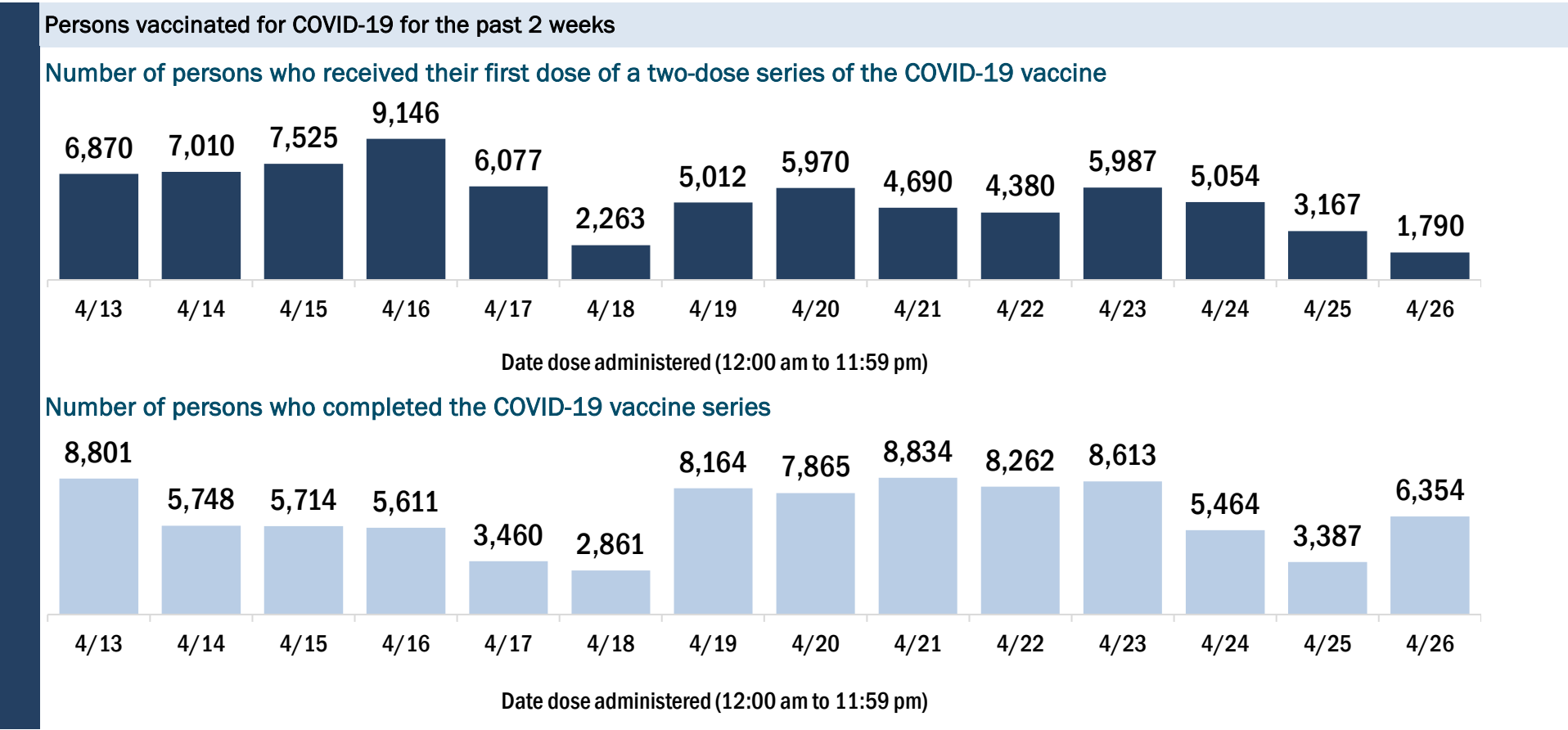
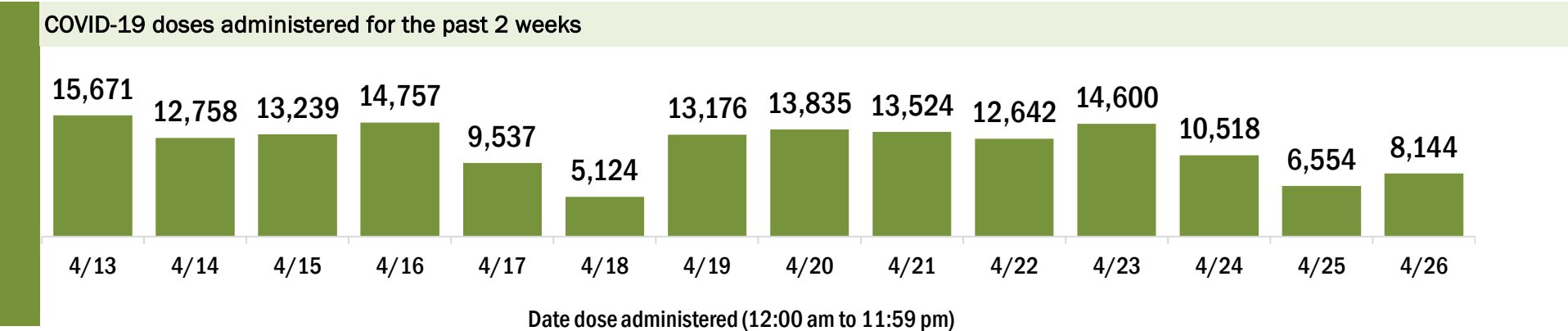
Data in this report are provisional and subject to change.

Data in this summary pertain to COVID-19 vaccines approved by the U.S. Food and Drug Administration and have been issued an Emergency Use Authorization (Janssen COVID-19 Vaccine, Moderna COVID-19 Vaccine and Pfizer-BioNTech COVID-19 Vaccine). These data summarize the number of people who have received either their first dose or have completed the series for a COVID-19 vaccine. **A person can only be counted in one category, first dose or series complete.** For persons receiving Moderna or Pfizer vaccines, once they receive their second dose, they are moved from the first dose column to the series completed column. **Because of this, the total first dose category may show a change from report to report not matching the total receiving their first dose from the previous day.** Persons receiving Johnson & Johnson vaccines will always be counted in the series completed column.

COVID-19 doses for vaccinated persons in Florida	
Doses administered	821,513
People receiving one dose of a 1-dose series (Johnson & Johnson) or receiving only one dose of a 2-dose series (Moderna, Pfizer) count once. Persons receiving both doses of a 2-dose series count twice.	

Current status of persons vaccinated for COVID-19 in Florida	
Total people vaccinated	522,159
First dose	170,042
Series completed	352,117
Completed 1-dose series	52,763
Completed 2-dose series	299,354
First dose: current number of people who have only received their first dose of the Moderna or Pfizer vaccine.	
Series complete: current number of people who have received both Moderna or Pfizer vaccine doses or one Johnson & Johnson dose and are considered fully immunized.	

Demographic summary	First dose	Series complete	Total people vaccinated
Age group	170,042	352,117	522,159
16-24 years	31,493	15,313	46,806
25-34 years	36,953	32,312	69,265
35-44 years	34,551	48,723	83,274
45-54 years	27,202	63,630	90,832
55-64 years	20,797	75,695	96,492
65-74 years	10,401	71,860	82,261
75-84 years	5,243	32,892	38,135
85+ years	3,402	11,692	15,094
Race	170,042	352,117	522,159
White	94,373	213,418	307,791
Black	13,819	27,816	41,635
American Indian/Alaskan	708	966	1,674
Other	30,005	58,933	88,938
Unknown	31,137	50,984	82,121
Other race includes Asian, native Hawaiian/Pacific Islander, or other.			
Ethnicity	170,042	352,117	522,159
Hispanic	32,956	39,879	72,835
Non-Hispanic	70,007	181,692	251,699
Unknown	67,079	130,546	197,625
Gender	170,042	352,117	522,159
Female	87,614	196,583	284,197
Male	80,358	154,601	234,959
Unknown	2,070	933	3,003



# COVID-19: Osceola County vaccine summary

Vaccination data through Apr 26, 2021 as of Apr 27, 2021 at 12:05 AM

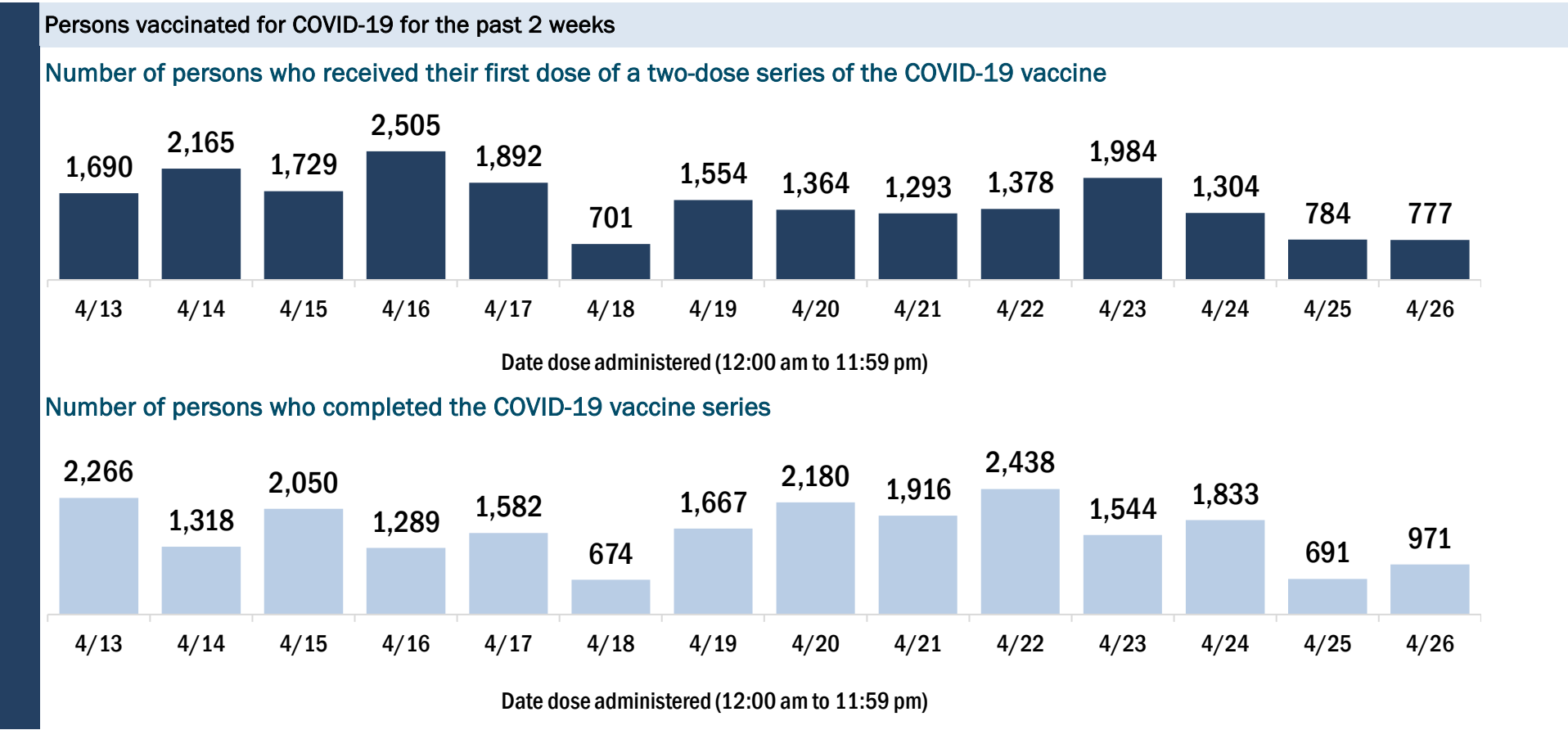
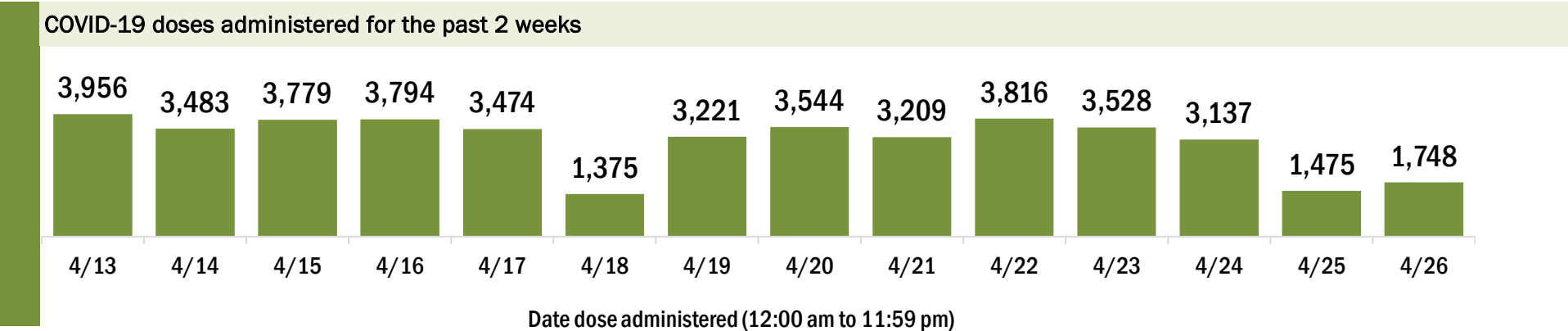
Data in this report are provisional and subject to change.

Data in this summary pertain to COVID-19 vaccines approved by the U.S. Food and Drug Administration and have been issued an Emergency Use Authorization (Janssen COVID-19 Vaccine, Moderna COVID-19 Vaccine and Pfizer-BioNTech COVID-19 Vaccine). These data summarize the number of people who have received either their first dose or have completed the series for a COVID-19 vaccine. **A person can only be counted in one category, first dose or series complete.** For persons receiving Moderna or Pfizer vaccines, once they receive their second dose, they are moved from the first dose column to the series completed column. **Because of this, the total first dose category may show a change from report to report not matching the total receiving their first dose from the previous day.** Persons receiving Johnson & Johnson vaccines will always be counted in the series completed column.

COVID-19 doses for vaccinated persons in Florida	
Doses administered	204,947
People receiving one dose of a 1-dose series (Johnson & Johnson) or receiving only one dose of a 2-dose series (Moderna, Pfizer) count once. Persons receiving both doses of a 2-dose series count twice.	

Current status of persons vaccinated for COVID-19 in Florida	
Total people vaccinated	130,928
First dose	46,496
Series completed	84,432
Completed 1-dose series	10,413
Completed 2-dose series	74,019
First dose: current number of people who have only received their first dose of the Moderna or Pfizer vaccine.	
Series complete: current number of people who have received both Moderna or Pfizer vaccine doses or one Johnson & Johnson dose and are considered fully immunized.	

Demographic summary	First dose	Series complete	Total people vaccinated
Age group	46,496	84,432	130,928
16-24 years	7,223	2,641	9,864
25-34 years	8,342	5,535	13,877
35-44 years	9,582	8,752	18,334
45-54 years	8,619	14,104	22,723
55-64 years	6,860	18,804	25,664
65-74 years	3,531	21,494	25,025
75-84 years	1,758	10,190	11,948
85+ years	581	2,912	3,493
Race	46,496	84,432	130,928
White	25,890	51,099	76,989
Black	2,390	4,631	7,021
American Indian/Alaskan	202	398	600
Other	8,055	15,202	23,257
Unknown	9,959	13,102	23,061
Other race includes Asian, native Hawaiian/Pacific Islander, or other.			
Ethnicity	46,496	84,432	130,928
Hispanic	16,426	24,588	41,014
Non-Hispanic	12,162	32,911	45,073
Unknown	17,908	26,933	44,841
Gender	46,496	84,432	130,928
Female	24,628	48,212	72,840
Male	21,720	36,162	57,882
Unknown	148	58	206



# COVID-19: Palm Beach County vaccine summary

Vaccination data through Apr 26, 2021 as of Apr 27, 2021 at 12:05 AM

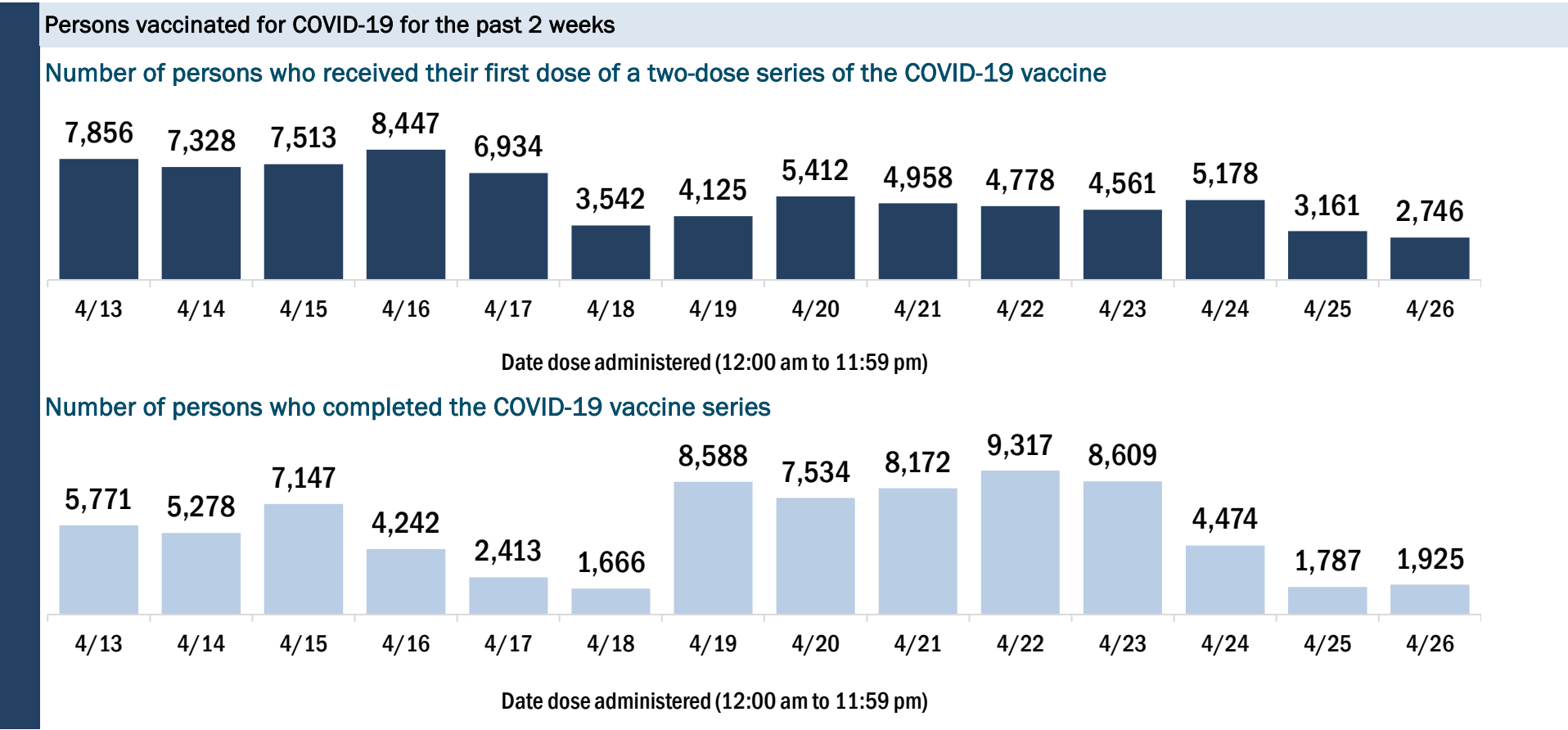
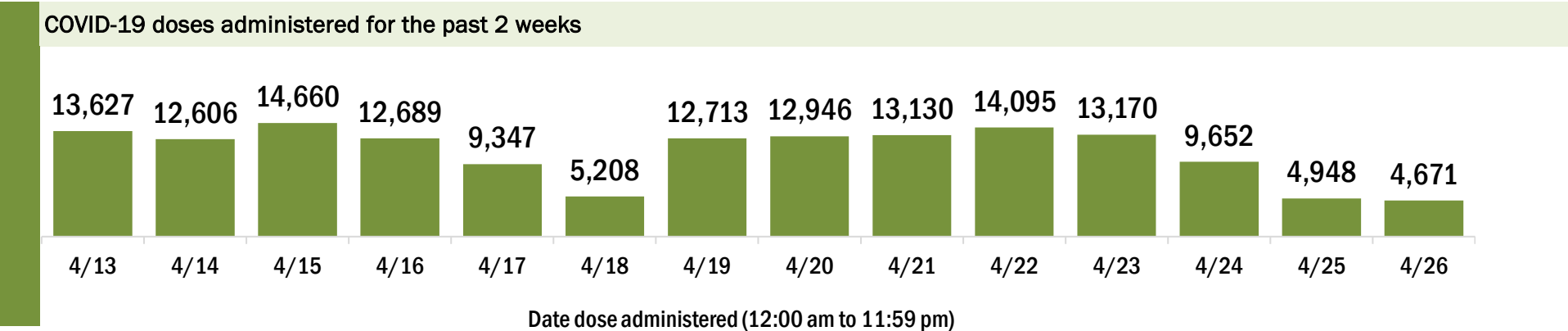
Data in this report are provisional and subject to change.

Data in this summary pertain to COVID-19 vaccines approved by the U.S. Food and Drug Administration and have been issued an Emergency Use Authorization (Janssen COVID-19 Vaccine, Moderna COVID-19 Vaccine and Pfizer-BioNTech COVID-19 Vaccine). These data summarize the number of people who have received either their first dose or have completed the series for a COVID-19 vaccine. **A person can only be counted in one category, first dose or series complete.** For persons receiving Moderna or Pfizer vaccines, once they receive their second dose, they are moved from the first dose column to the series completed column. **Because of this, the total first dose category may show a change from report to report not matching the total receiving their first dose from the previous day.** Persons receiving Johnson & Johnson vaccines will always be counted in the series completed column.

COVID-19 doses for vaccinated persons in Florida	
Doses administered	1,025,861
People receiving one dose of a 1-dose series (Johnson & Johnson) or receiving only one dose of a 2-dose series (Moderna, Pfizer) count once. Persons receiving both doses of a 2-dose series count twice.	

Current status of persons vaccinated for COVID-19 in Florida	
Total people vaccinated	634,581
First dose	205,054
Series completed	429,527
Completed 1-dose series	38,247
Completed 2-dose series	391,280
First dose: current number of people who have only received their first dose of the Moderna or Pfizer vaccine.	
Series complete: current number of people who have received both Moderna or Pfizer vaccine doses or one Johnson & Johnson dose and are considered fully immunized.	

Demographic summary	First dose	Series complete	Total people vaccinated
Age group	205,054	429,527	634,581
16-24 years	21,988	8,292	30,280
25-34 years	26,542	17,378	43,920
35-44 years	32,583	27,655	60,238
45-54 years	36,682	47,592	84,274
55-64 years	37,711	83,067	120,778
65-74 years	25,307	125,468	150,775
75-84 years	16,637	85,290	101,927
85+ years	7,604	34,785	42,389
Race	205,054	429,527	634,581
White	122,345	279,446	401,791
Black	15,823	22,651	38,474
American Indian/Alaskan	837	1,159	1,996
Other	23,342	38,136	61,478
Unknown	42,707	88,135	130,842
Other race includes Asian, native Hawaiian/Pacific Islander, or other.			
Ethnicity	205,054	429,527	634,581
Hispanic	37,082	35,303	72,385
Non-Hispanic	93,277	228,428	321,705
Unknown	74,695	165,796	240,491
Gender	205,054	429,527	634,581
Female	107,502	245,971	353,473
Male	96,992	183,266	280,258
Unknown	560	290	850





# COVID-19: Pasco County vaccine summary

Vaccination data through Apr 26, 2021 as of Apr 27, 2021 at 12:05 AM

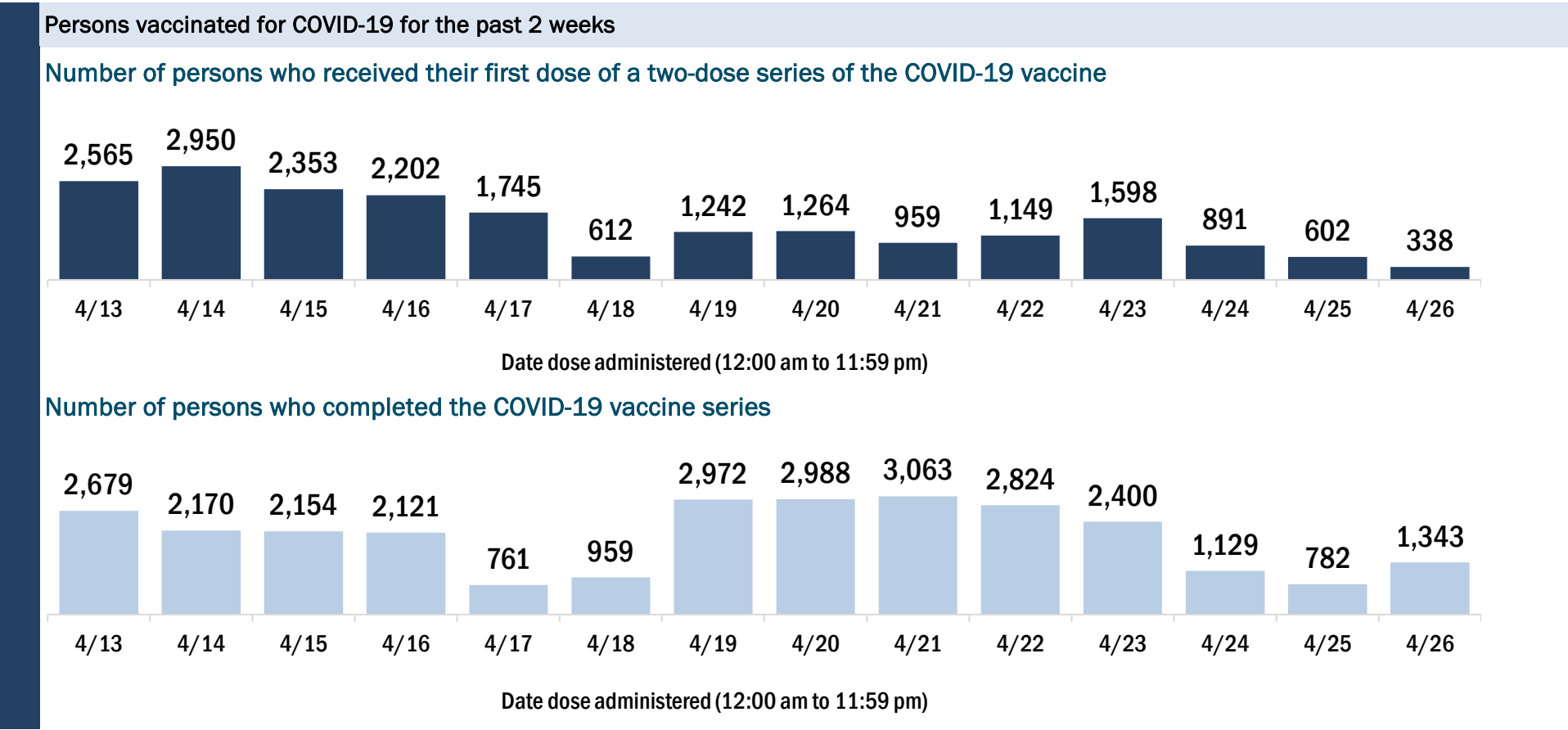
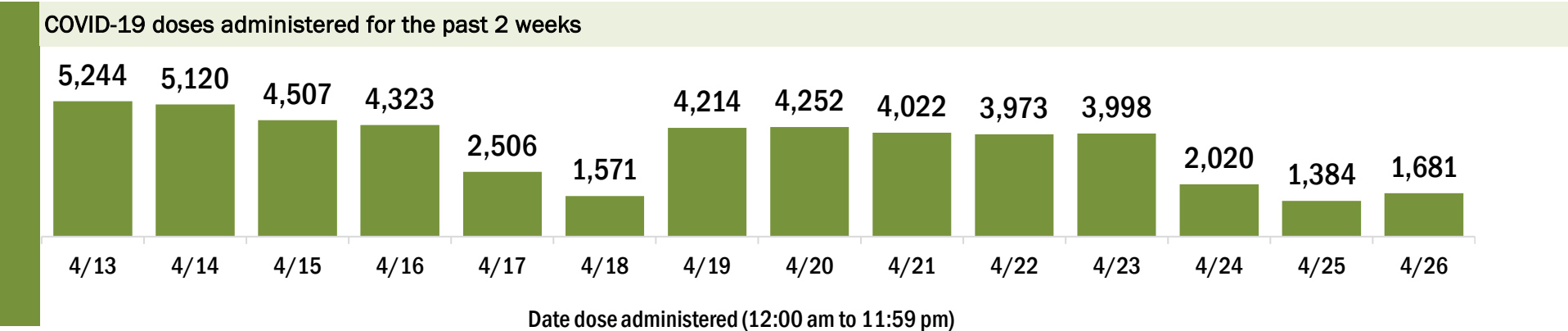
Data in this report are provisional and subject to change.

Data in this summary pertain to COVID-19 vaccines approved by the U.S. Food and Drug Administration and have been issued an Emergency Use Authorization (Janssen COVID-19 Vaccine, Moderna COVID-19 Vaccine and Pfizer-BioNTech COVID-19 Vaccine). These data summarize the number of people who have received either their first dose or have completed the series for a COVID-19 vaccine. **A person can only be counted in one category, first dose or series complete.** For persons receiving Moderna or Pfizer vaccines, once they receive their second dose, they are moved from the first dose column to the series completed column. **Because of this, the total first dose category may show a change from report to report not matching the total receiving their first dose from the previous day.** Persons receiving Johnson & Johnson vaccines will always be counted in the series completed column.

COVID-19 doses for vaccinated persons in Florida	
Doses administered	320,117
People receiving one dose of a 1-dose series (Johnson & Johnson) or receiving only one dose of a 2-dose series (Moderna, Pfizer) count once. Persons receiving both doses of a 2-dose series count twice.	

Current status of persons vaccinated for COVID-19 in Florida	
Total people vaccinated	197,835
First dose	64,116
Series completed	133,719
Completed 1-dose series	11,437
Completed 2-dose series	122,282
First dose: current number of people who have only received their first dose of the Moderna or Pfizer vaccine.	
Series complete: current number of people who have received both Moderna or Pfizer vaccine doses or one Johnson & Johnson dose and are considered fully immunized.	

Demographic summary	First dose	Series complete	Total people vaccinated
Age group	64,116	133,719	197,835
16-24 years	6,751	2,862	9,613
25-34 years	6,864	5,436	12,300
35-44 years	9,806	9,780	19,586
45-54 years	10,896	15,945	26,841
55-64 years	11,760	26,545	38,305
65-74 years	9,759	41,036	50,795
75-84 years	6,283	24,701	30,984
85+ years	1,997	7,414	9,411
Race	64,116	133,719	197,835
White	44,779	101,458	146,237
Black	2,491	3,696	6,187
American Indian/Alaskan	317	463	780
Other	6,945	12,356	19,301
Unknown	9,584	15,746	25,330
Other race includes Asian, native Hawaiian/Pacific Islander, or other.			
Ethnicity	64,116	133,719	197,835
Hispanic	5,828	7,417	13,245
Non-Hispanic	33,716	82,063	115,779
Unknown	24,572	44,239	68,811
Gender	64,116	133,719	197,835
Female	34,268	77,895	112,163
Male	29,747	55,734	85,481
Unknown	101	90	191





# COVID-19: Pinellas County vaccine summary

Vaccination data through Apr 26, 2021 as of Apr 27, 2021 at 12:05 AM

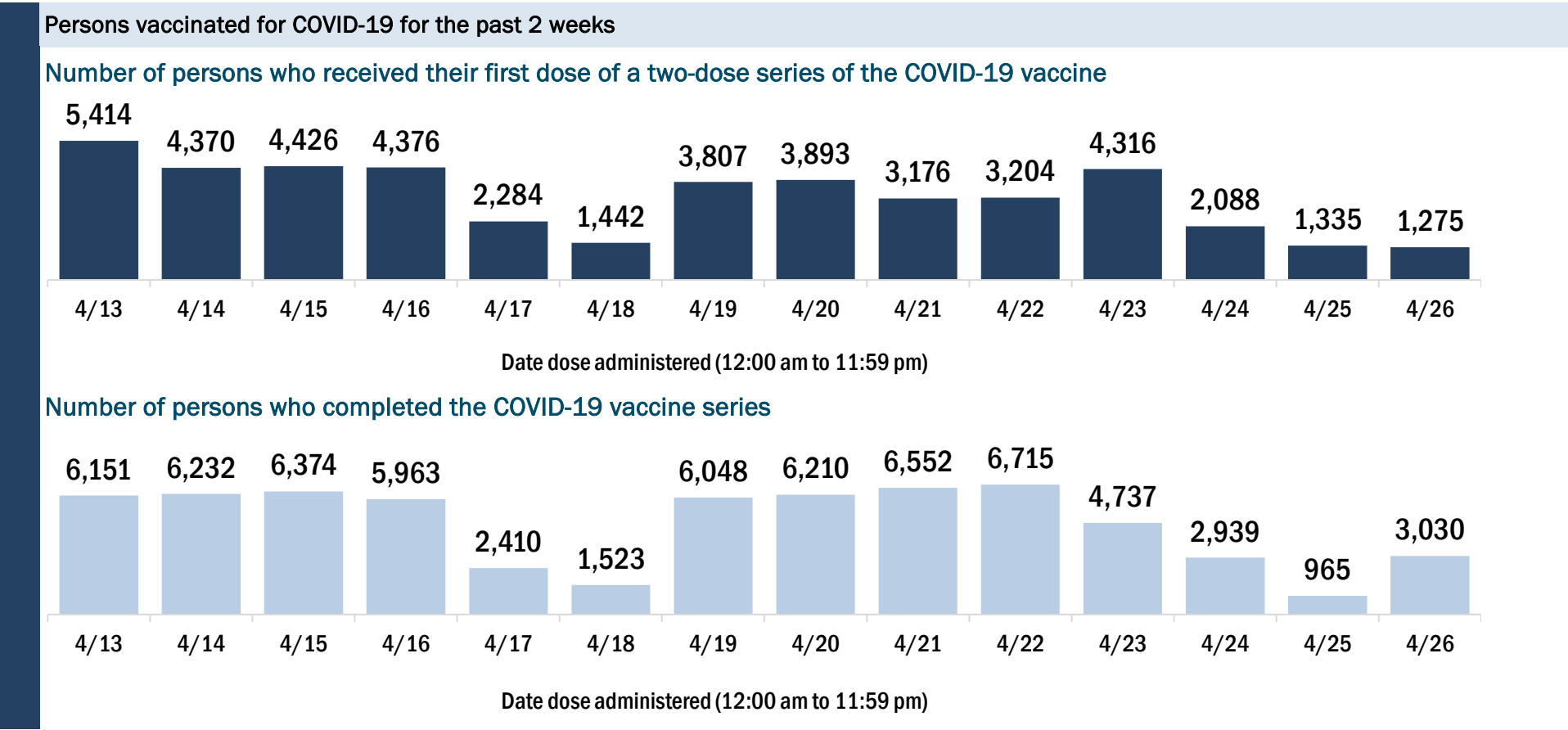
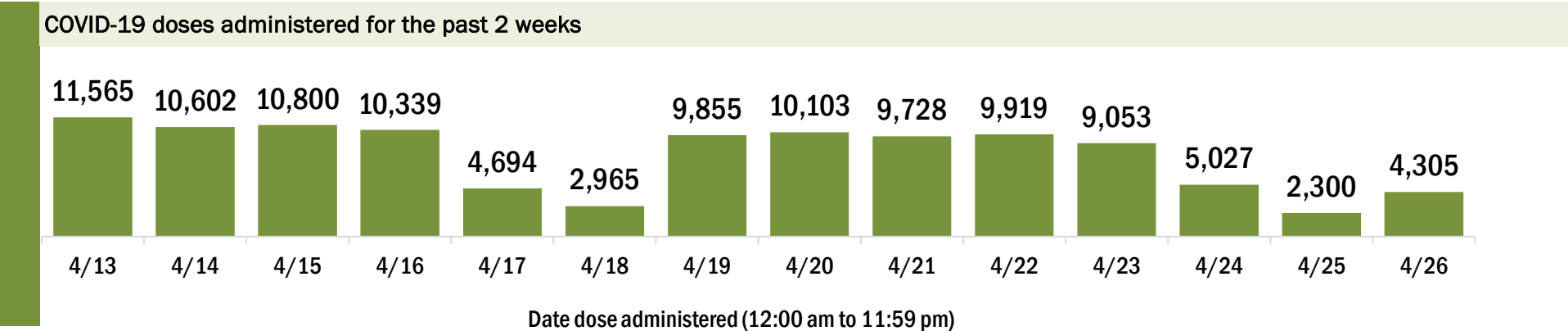
Data in this report are provisional and subject to change.

Data in this summary pertain to COVID-19 vaccines approved by the U.S. Food and Drug Administration and have been issued an Emergency Use Authorization (Janssen COVID-19 Vaccine, Moderna COVID-19 Vaccine and Pfizer-BioNTech COVID-19 Vaccine). These data summarize the number of people who have received either their first dose or have completed the series for a COVID-19 vaccine. **A person can only be counted in one category, first dose or series complete.** For persons receiving Moderna or Pfizer vaccines, once they receive their second dose, they are moved from the first dose column to the series completed column. **Because of this, the total first dose category may show a change from report to report not matching the total receiving their first dose from the previous day.** Persons receiving Johnson & Johnson vaccines will always be counted in the series completed column.

COVID-19 doses for vaccinated persons in Florida	
Doses administered	699,207
People receiving one dose of a 1-dose series (Johnson & Johnson) or receiving only one dose of a 2-dose series (Moderna, Pfizer) count once. Persons receiving both doses of a 2-dose series count twice.	

Current status of persons vaccinated for COVID-19 in Florida	
Total people vaccinated	417,796
First dose	116,631
Series completed	301,165
Completed 1-dose series	19,754
Completed 2-dose series	281,411
First dose: current number of people who have only received their first dose of the Moderna or Pfizer vaccine.	
Series complete: current number of people who have received both Moderna or Pfizer vaccine doses or one Johnson & Johnson dose and are considered fully immunized.	

Demographic summary	First dose	Series complete	Total people vaccinated
Age group	116,631	301,165	417,796
16-24 years	12,686	5,576	18,262
25-34 years	18,002	13,925	31,927
35-44 years	18,645	19,975	38,620
45-54 years	18,392	34,841	53,233
55-64 years	20,686	70,630	91,316
65-74 years	15,282	90,540	105,822
75-84 years	8,997	47,675	56,672
85+ years	3,941	18,003	21,944
Race	116,631	301,165	417,796
White	76,654	228,217	304,871
Black	6,594	12,383	18,977
American Indian/Alaskan	472	666	1,138
Other	11,442	23,601	35,043
Unknown	21,469	36,298	57,767
Other race includes Asian, native Hawaiian/Pacific Islander, or other.			
Ethnicity	116,631	301,165	417,796
Hispanic	5,777	9,628	15,405
Non-Hispanic	63,733	189,865	253,598
Unknown	47,121	101,672	148,793
Gender	116,631	301,165	417,796
Female	61,504	173,661	235,165
Male	54,836	126,995	181,831
Unknown	291	509	800



# COVID-19: Polk County vaccine summary

Vaccination data through Apr 26, 2021 as of Apr 27, 2021 at 12:05 AM

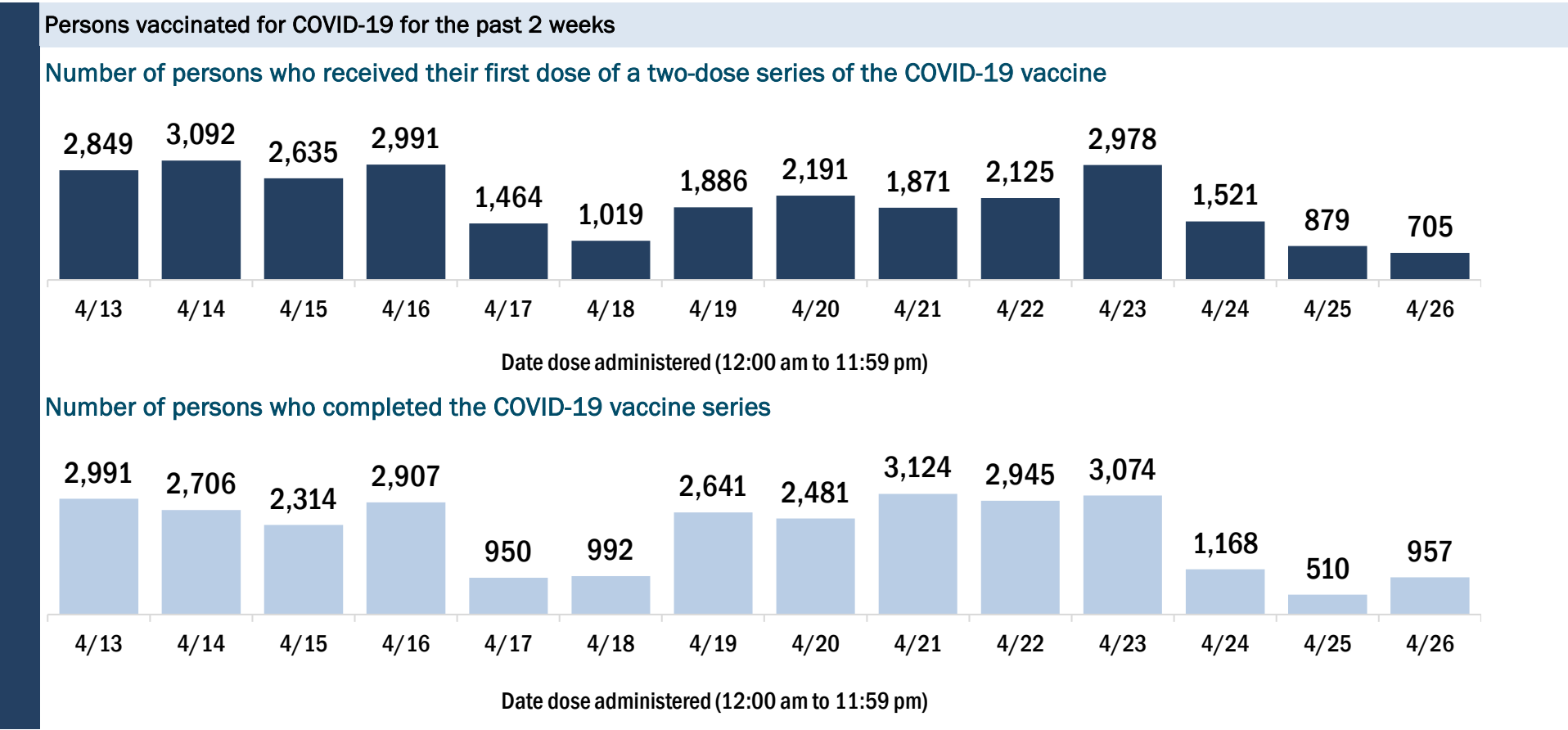
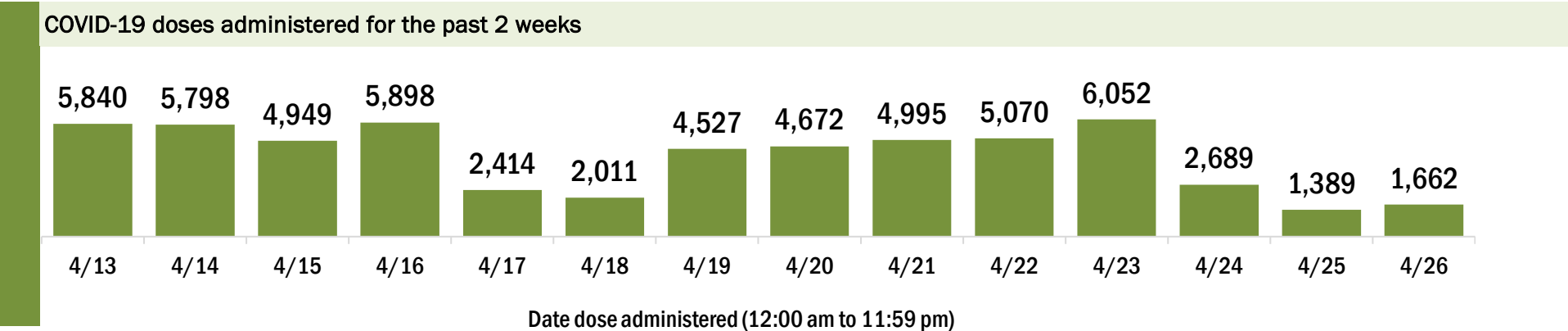
Data in this report are provisional and subject to change.

Data in this summary pertain to COVID-19 vaccines approved by the U.S. Food and Drug Administration and have been issued an Emergency Use Authorization (Janssen COVID-19 Vaccine, Moderna COVID-19 Vaccine and Pfizer-BioNTech COVID-19 Vaccine). These data summarize the number of people who have received either their first dose or have completed the series for a COVID-19 vaccine. **A person can only be counted in one category, first dose or series complete.** For persons receiving Moderna or Pfizer vaccines, once they receive their second dose, they are moved from the first dose column to the series completed column. **Because of this, the total first dose category may show a change from report to report not matching the total receiving their first dose from the previous day.** Persons receiving Johnson & Johnson vaccines will always be counted in the series completed column.

COVID-19 doses for vaccinated persons in Florida	
Doses administered	373,252
People receiving one dose of a 1-dose series (Johnson & Johnson) or receiving only one dose of a 2-dose series (Moderna, Pfizer) count once. Persons receiving both doses of a 2-dose series count twice.	

Current status of persons vaccinated for COVID-19 in Florida	
Total people vaccinated	230,120
First dose	76,641
Series completed	153,479
Completed 1-dose series	10,347
Completed 2-dose series	143,132
First dose: current number of people who have only received their first dose of the Moderna or Pfizer vaccine.	
Series complete: current number of people who have received both Moderna or Pfizer vaccine doses or one Johnson & Johnson dose and are considered fully immunized.	

Demographic summary	First dose	Series complete	Total people vaccinated
Age group	76,641	153,479	230,120
16-24 years	7,315	3,207	10,522
25-34 years	9,876	6,893	16,769
35-44 years	11,193	10,165	21,358
45-54 years	12,745	16,167	28,912
55-64 years	13,881	29,700	43,581
65-74 years	11,828	49,256	61,084
75-84 years	7,271	29,573	36,844
85+ years	2,532	8,518	11,050
Race	76,641	153,479	230,120
White	47,287	110,035	157,322
Black	6,544	9,970	16,514
American Indian/Alaskan	585	710	1,295
Other	8,491	12,413	20,904
Unknown	13,734	20,351	34,085
Other race includes Asian, native Hawaiian/Pacific Islander, or other.			
Ethnicity	76,641	153,479	230,120
Hispanic	14,419	14,735	29,154
Non-Hispanic	34,492	89,373	123,865
Unknown	27,730	49,371	77,101
Gender	76,641	153,479	230,120
Female	40,522	87,941	128,463
Male	35,884	65,438	101,322
Unknown	235	100	335



# COVID-19: Putnam County vaccine summary

Vaccination data through Apr 26, 2021 as of Apr 27, 2021 at 12:05 AM

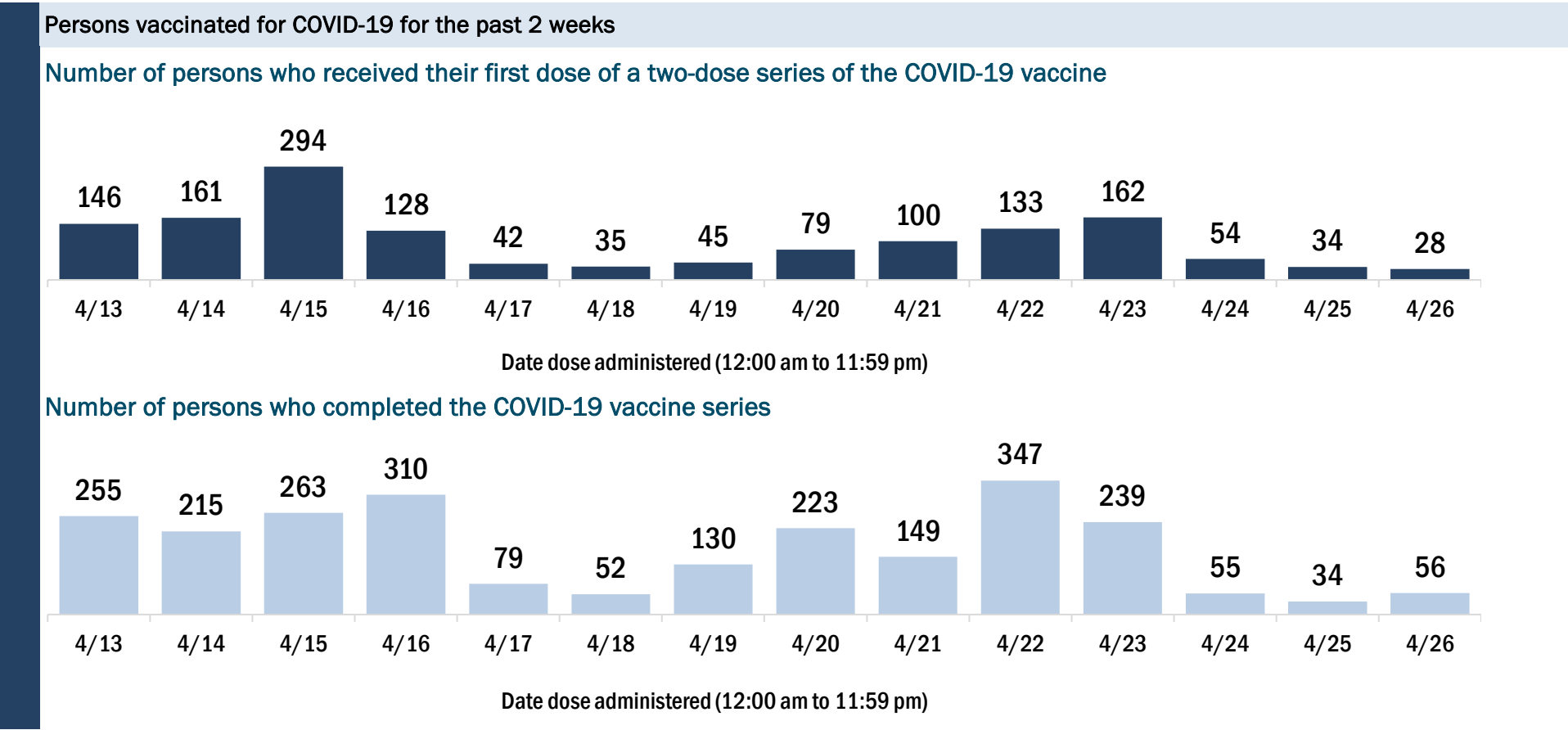
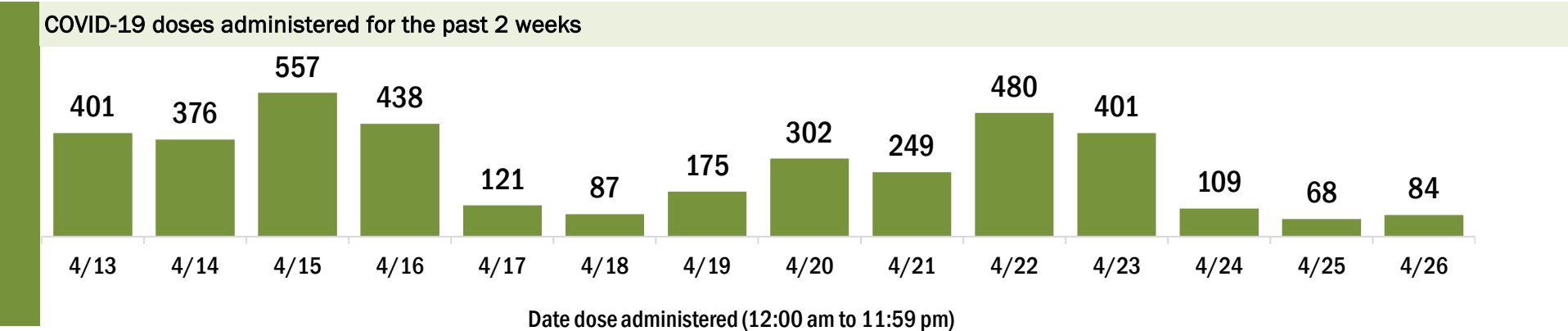
Data in this report are provisional and subject to change.

Data in this summary pertain to COVID-19 vaccines approved by the U.S. Food and Drug Administration and have been issued an Emergency Use Authorization (Janssen COVID-19 Vaccine, Moderna COVID-19 Vaccine and Pfizer-BioNTech COVID-19 Vaccine). These data summarize the number of people who have received either their first dose or have completed the series for a COVID-19 vaccine. **A person can only be counted in one category, first dose or series complete.** For persons receiving Moderna or Pfizer vaccines, once they receive their second dose, they are moved from the first dose column to the series completed column. **Because of this, the total first dose category may show a change from report to report not matching the total receiving their first dose from the previous day.** Persons receiving Johnson & Johnson vaccines will always be counted in the series completed column.

COVID-19 doses for vaccinated persons in Florida	
Doses administered	29,802
People receiving one dose of a 1-dose series (Johnson & Johnson) or receiving only one dose of a 2-dose series (Moderna, Pfizer) count once. Persons receiving both doses of a 2-dose series count twice.	

Current status of persons vaccinated for COVID-19 in Florida	
Total people vaccinated	18,116
First dose	5,596
Series completed	12,520
Completed 1-dose series	834
Completed 2-dose series	11,686
First dose: current number of people who have only received their first dose of the Moderna or Pfizer vaccine.	
Series complete: current number of people who have received both Moderna or Pfizer vaccine doses or one Johnson & Johnson dose and are considered fully immunized.	

Demographic summary	First dose	Series complete	Total people vaccinated
Age group	5,596	12,520	18,116
16-24 years	295	131	426
25-34 years	422	323	745
35-44 years	558	495	1,053
45-54 years	723	1,056	1,779
55-64 years	1,222	2,719	3,941
65-74 years	1,372	4,544	5,916
75-84 years	759	2,479	3,238
85+ years	245	773	1,018
Race	5,596	12,520	18,116
White	4,129	9,817	13,946
Black	605	1,284	1,889
American Indian/Alaskan	53	96	149
Other	469	707	1,176
Unknown	340	616	956
Other race includes Asian, native Hawaiian/Pacific Islander, or other.			
Ethnicity	5,596	12,520	18,116
Hispanic	365	500	865
Non-Hispanic	4,224	9,859	14,083
Unknown	1,007	2,161	3,168
Gender	5,596	12,520	18,116
Female	2,930	7,200	10,130
Male	2,654	5,316	7,970
Unknown	12	4	16



# COVID-19: Santa Rosa County vaccine summary

Vaccination data through Apr 26, 2021 as of Apr 27, 2021 at 12:05 AM

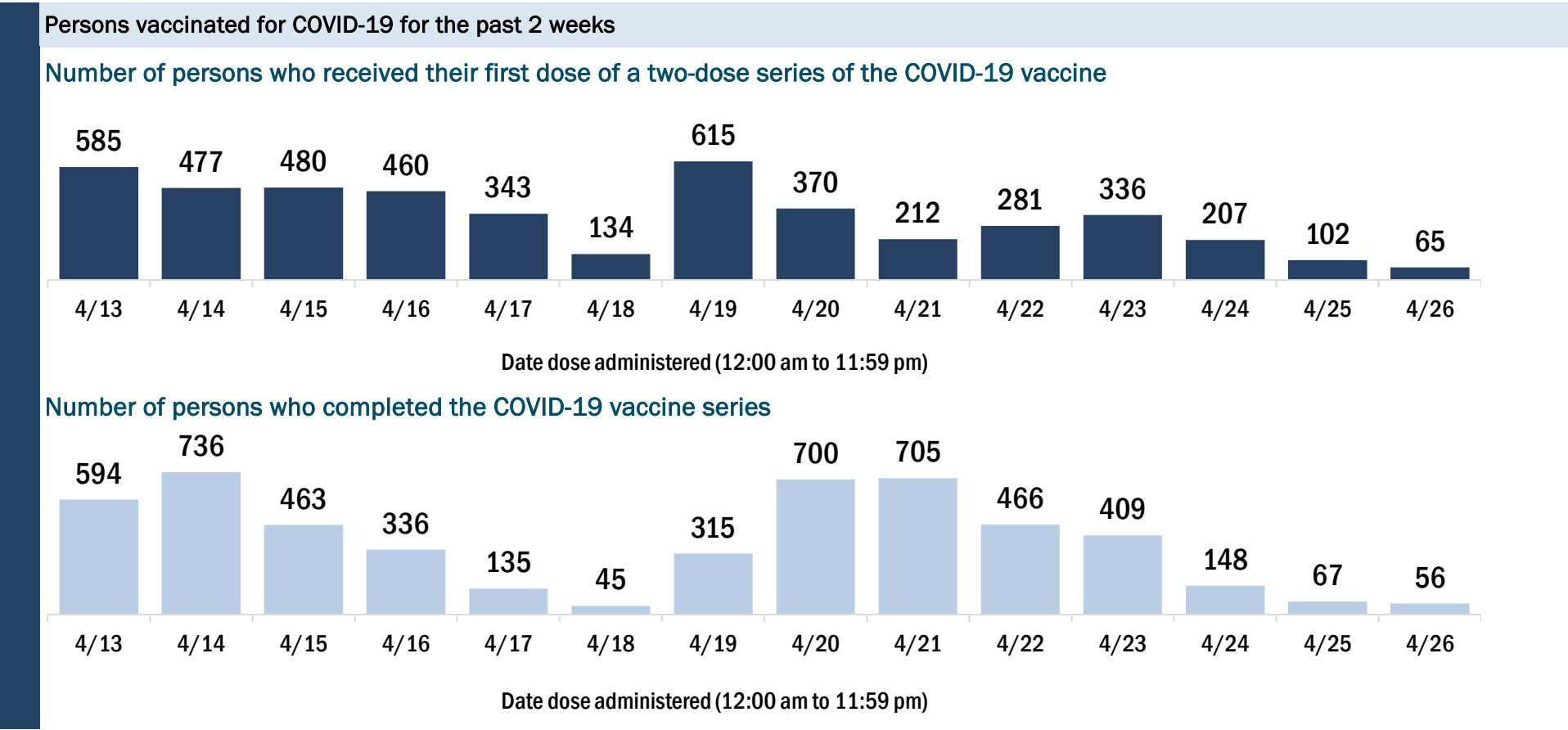
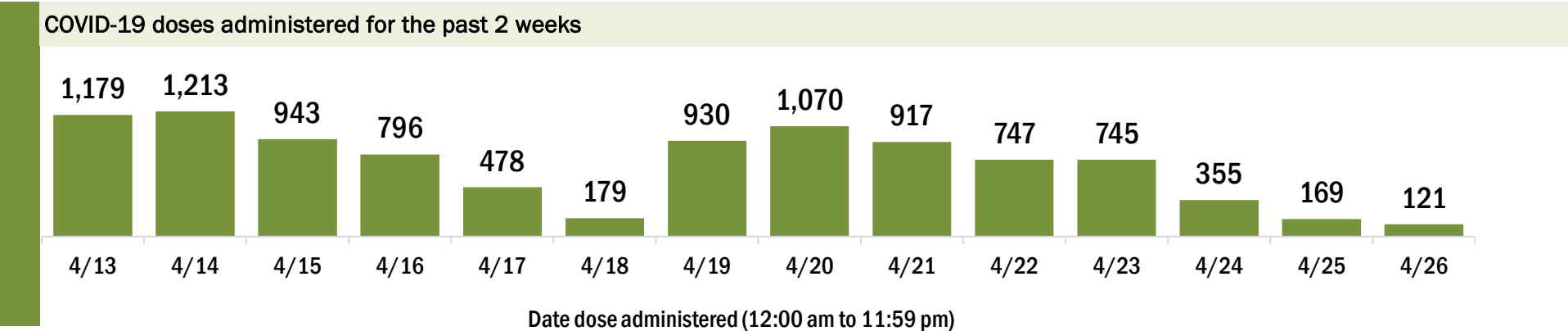
Data in this report are provisional and subject to change.

Data in this summary pertain to COVID-19 vaccines approved by the U.S. Food and Drug Administration and have been issued an Emergency Use Authorization (Janssen COVID-19 Vaccine, Moderna COVID-19 Vaccine and Pfizer-BioNTech COVID-19 Vaccine). These data summarize the number of people who have received either their first dose or have completed the series for a COVID-19 vaccine. **A person can only be counted in one category, first dose or series complete.** For persons receiving Moderna or Pfizer vaccines, once they receive their second dose, they are moved from the first dose column to the series completed column. **Because of this, the total first dose category may show a change from report to report not matching the total receiving their first dose from the previous day.** Persons receiving Johnson & Johnson vaccines will always be counted in the series completed column.

COVID-19 doses for vaccinated persons in Florida	
Doses administered	91,424
People receiving one dose of a 1-dose series (Johnson & Johnson) or receiving only one dose of a 2-dose series (Moderna, Pfizer) count once. Persons receiving both doses of a 2-dose series count twice.	

Current status of persons vaccinated for COVID-19 in Florida	
Total people vaccinated	56,282
First dose	18,830
Series completed	37,452
Completed 1-dose series	2,310
Completed 2-dose series	35,142
First dose: current number of people who have only received their first dose of the Moderna or Pfizer vaccine.	
Series complete: current number of people who have received both Moderna or Pfizer vaccine doses or one Johnson & Johnson dose and are considered fully immunized.	

Demographic summary	First dose	Series complete	Total people vaccinated
Age group	18,830	37,452	56,282
16-24 years	1,977	673	2,650
25-34 years	2,303	1,569	3,872
35-44 years	3,047	2,538	5,585
45-54 years	3,374	4,267	7,641
55-64 years	3,934	8,359	12,293
65-74 years	2,563	12,324	14,887
75-84 years	1,229	6,019	7,248
85+ years	403	1,703	2,106
Race	18,830	37,452	56,282
White	12,033	27,949	39,982
Black	1,042	1,142	2,184
American Indian/Alaskan	85	222	307
Other	1,504	2,490	3,994
Unknown	4,166	5,649	9,815
Other race includes Asian, native Hawaiian/Pacific Islander, or other.			
Ethnicity	18,830	37,452	56,282
Hispanic	974	866	1,840
Non-Hispanic	11,347	24,949	36,296
Unknown	6,509	11,637	18,146
Gender	18,830	37,452	56,282
Female	9,699	21,432	31,131
Male	9,111	16,011	25,122
Unknown	20	9	29





# COVID-19: Sarasota County vaccine summary

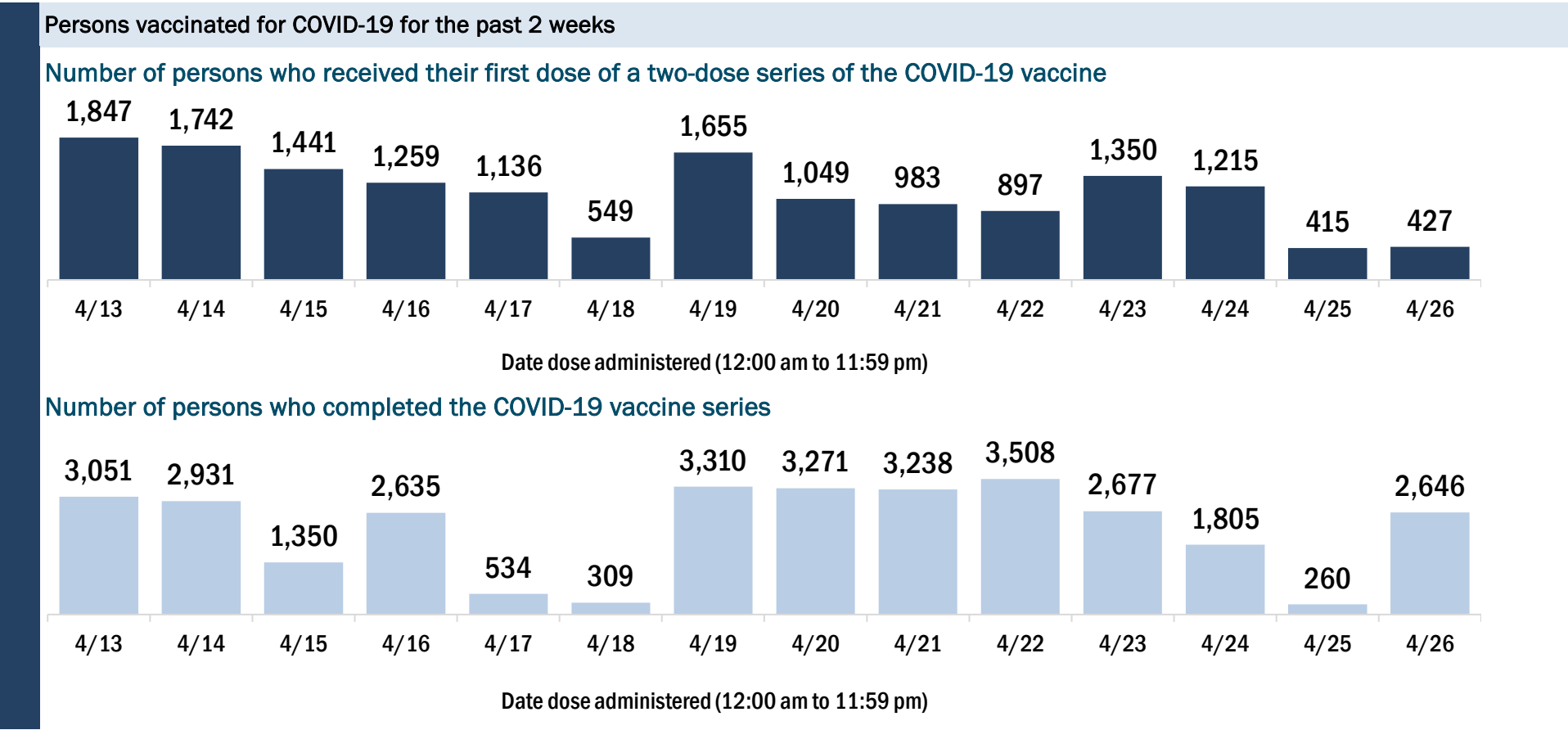
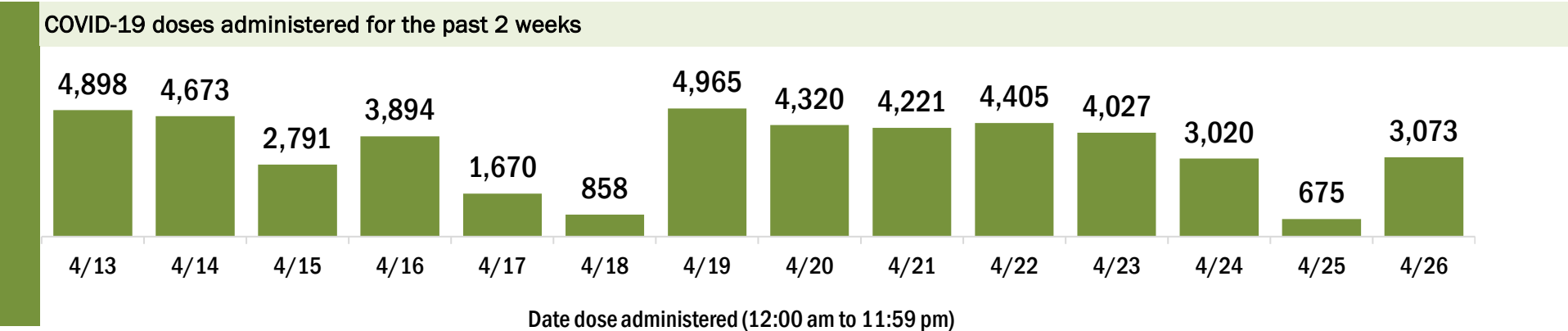
Vaccination data through Apr 26, 2021 as of Apr 27, 2021 at 12:05 AM

Data in this report are provisional and subject to change.

Data in this summary pertain to COVID-19 vaccines approved by the U.S. Food and Drug Administration and have been issued an Emergency Use Authorization (Janssen COVID-19 Vaccine, Moderna COVID-19 Vaccine and Pfizer-BioNTech COVID-19 Vaccine). These data summarize the number of people who have received either their first dose or have completed the series for a COVID-19 vaccine. **A person can only be counted in one category, first dose or series complete.** For persons receiving Moderna or Pfizer vaccines, once they receive their second dose, they are moved from the first dose column to the series completed column. **Because of this, the total first dose category may show a change from report to report not matching the total receiving their first dose from the previous day.** Persons receiving Johnson & Johnson vaccines will always be counted in the series completed column.

COVID-19 doses for vaccinated persons in Florida	
Doses administered	387,756
People receiving one dose of a 1-dose series (Johnson & Johnson) or receiving only one dose of a 2-dose series (Moderna, Pfizer) count once. Persons receiving both doses of a 2-dose series count twice.	
Current status of persons vaccinated for COVID-19 in Florida	
Total people vaccinated	233,148
First dose	69,794
Series completed	163,354
Completed 1-dose series	8,746
Completed 2-dose series	154,608
First dose: current number of people who have only received their first dose of the Moderna or Pfizer vaccine.	
Series complete: current number of people who have received both Moderna or Pfizer vaccine doses or one Johnson & Johnson dose and are considered fully immunized.	

Demographic summary		First dose	Series complete	Total people vaccinated
Age group		69,794	163,354	233,148
16-24 years		5,428	1,686	7,114
25-34 years		5,630	3,422	9,052
35-44 years		7,664	4,922	12,586
45-54 years		10,010	10,204	20,214
55-64 years		13,756	27,778	41,534
65-74 years		14,088	61,750	75,838
75-84 years		9,363	39,796	49,159
85+ years		3,855	13,796	17,651
Race		69,794	163,354	233,148
White		52,536	130,732	183,268
Black		1,467	2,184	3,651
American Indian/Alaskan		250	573	823
Other		5,341	10,431	15,772
Unknown		10,200	19,434	29,634
Other race includes Asian, native Hawaiian/Pacific Islander, or other.				
Ethnicity		69,794	163,354	233,148
Hispanic		5,633	4,314	9,947
Non-Hispanic		42,633	110,430	153,063
Unknown		21,528	48,610	70,138
Gender		69,794	163,354	233,148
Female		37,020	92,629	129,649
Male		32,622	70,623	103,245
Unknown		152	102	254



# COVID-19: Seminole County vaccine summary

Vaccination data through Apr 26, 2021 as of Apr 27, 2021 at 12:05 AM

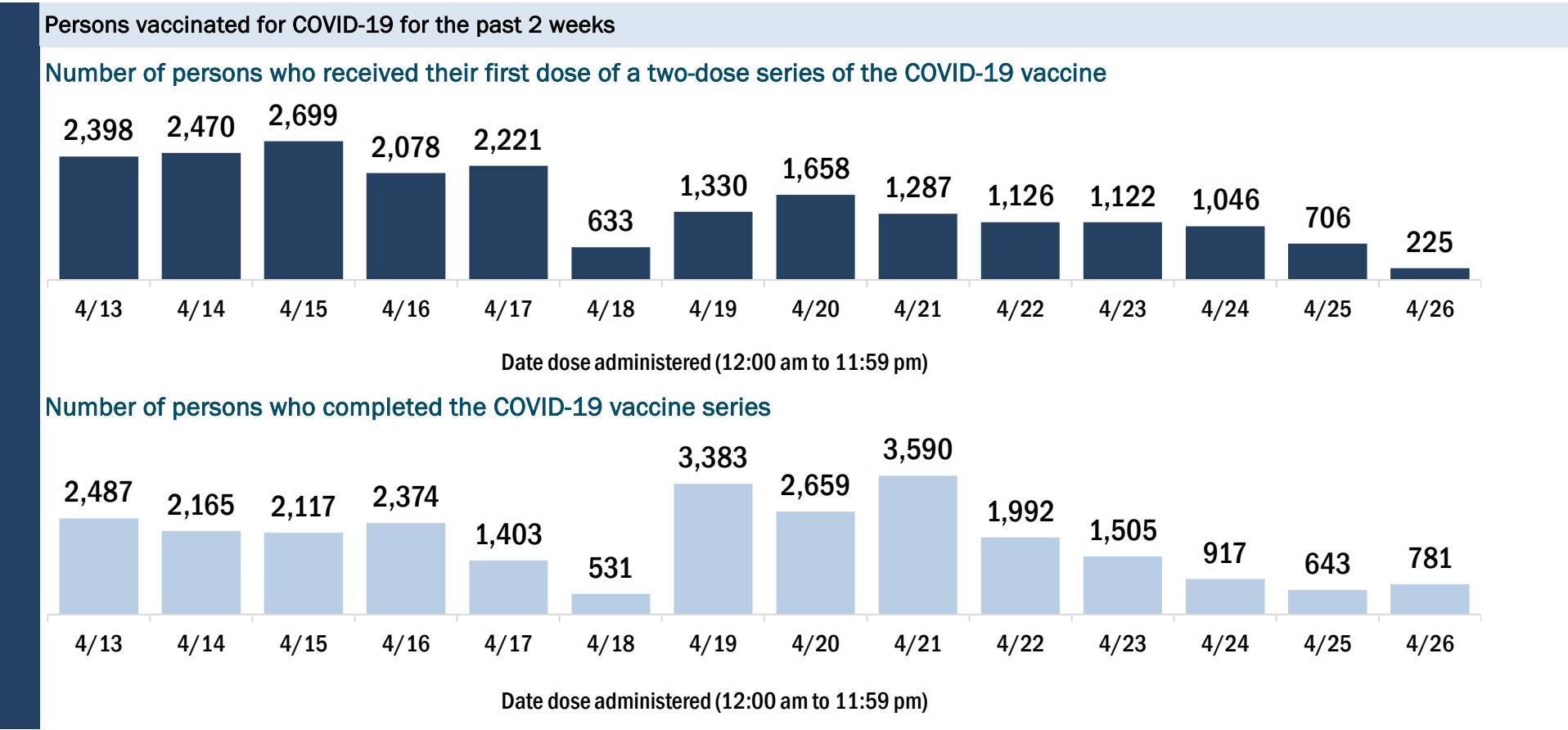
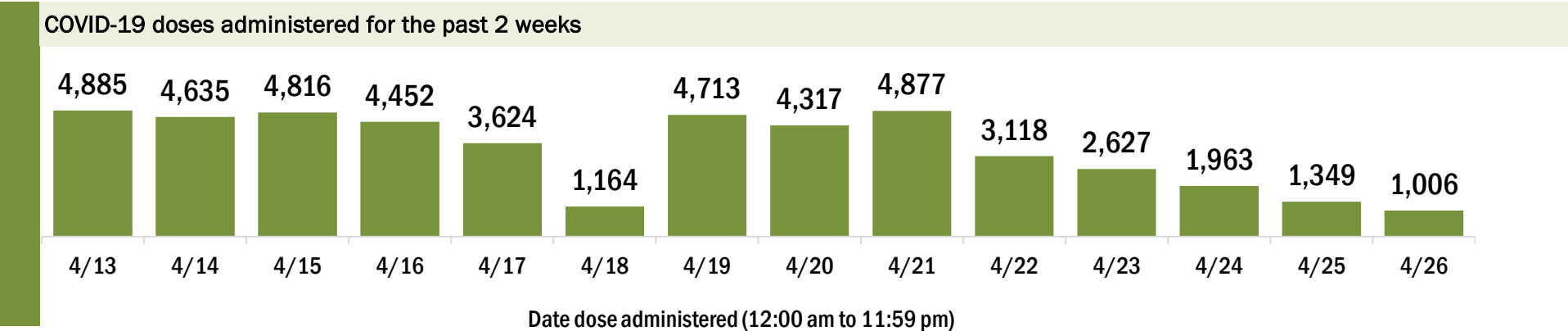
Data in this report are provisional and subject to change.

Data in this summary pertain to COVID-19 vaccines approved by the U.S. Food and Drug Administration and have been issued an Emergency Use Authorization (Janssen COVID-19 Vaccine, Moderna COVID-19 Vaccine and Pfizer-BioNTech COVID-19 Vaccine). These data summarize the number of people who have received either their first dose or have completed the series for a COVID-19 vaccine. **A person can only be counted in one category, first dose or series complete.** For persons receiving Moderna or Pfizer vaccines, once they receive their second dose, they are moved from the first dose column to the series completed column. **Because of this, the total first dose category may show a change from report to report not matching the total receiving their first dose from the previous day.** Persons receiving Johnson & Johnson vaccines will always be counted in the series completed column.

COVID-19 doses for vaccinated persons in Florida	
Doses administered	277,623
People receiving one dose of a 1-dose series (Johnson & Johnson) or receiving only one dose of a 2-dose series (Moderna, Pfizer) count once. Persons receiving both doses of a 2-dose series count twice.	

Current status of persons vaccinated for COVID-19 in Florida	
Total people vaccinated	171,722
First dose	55,880
Series completed	115,842
Completed 1-dose series	9,941
Completed 2-dose series	105,901
<b>First dose:</b> current number of people who have only received their first dose of the Moderna or Pfizer vaccine.	
<b>Series complete:</b> current number of people who have received both Moderna or Pfizer vaccine doses or one Johnson & Johnson dose and are considered fully immunized.	

Demographic summary	First dose	Series complete	Total people vaccinated
Age group	55,880	115,842	171,722
16-24 years	10,401	3,889	14,290
25-34 years	10,703	7,750	18,453
35-44 years	11,707	12,474	24,181
45-54 years	9,650	18,151	27,801
55-64 years	7,453	25,605	33,058
65-74 years	3,429	28,651	32,080
75-84 years	1,739	13,996	15,735
85+ years	798	5,326	6,124
Race	55,880	115,842	171,722
White	34,927	82,631	117,558
Black	4,027	7,323	11,350
American Indian/Alaskan	262	502	764
Other	9,195	16,163	25,358
Unknown	7,469	9,223	16,692
Other race includes Asian, native Hawaiian/Pacific Islander, or other.			
Ethnicity	55,880	115,842	171,722
Hispanic	9,680	11,990	21,670
Non-Hispanic	30,162	74,482	104,644
Unknown	16,038	29,370	45,408
Gender	55,880	115,842	171,722
Female	28,683	66,932	95,615
Male	26,958	48,811	75,769
Unknown	239	99	338



# COVID-19: St. Johns County vaccine summary

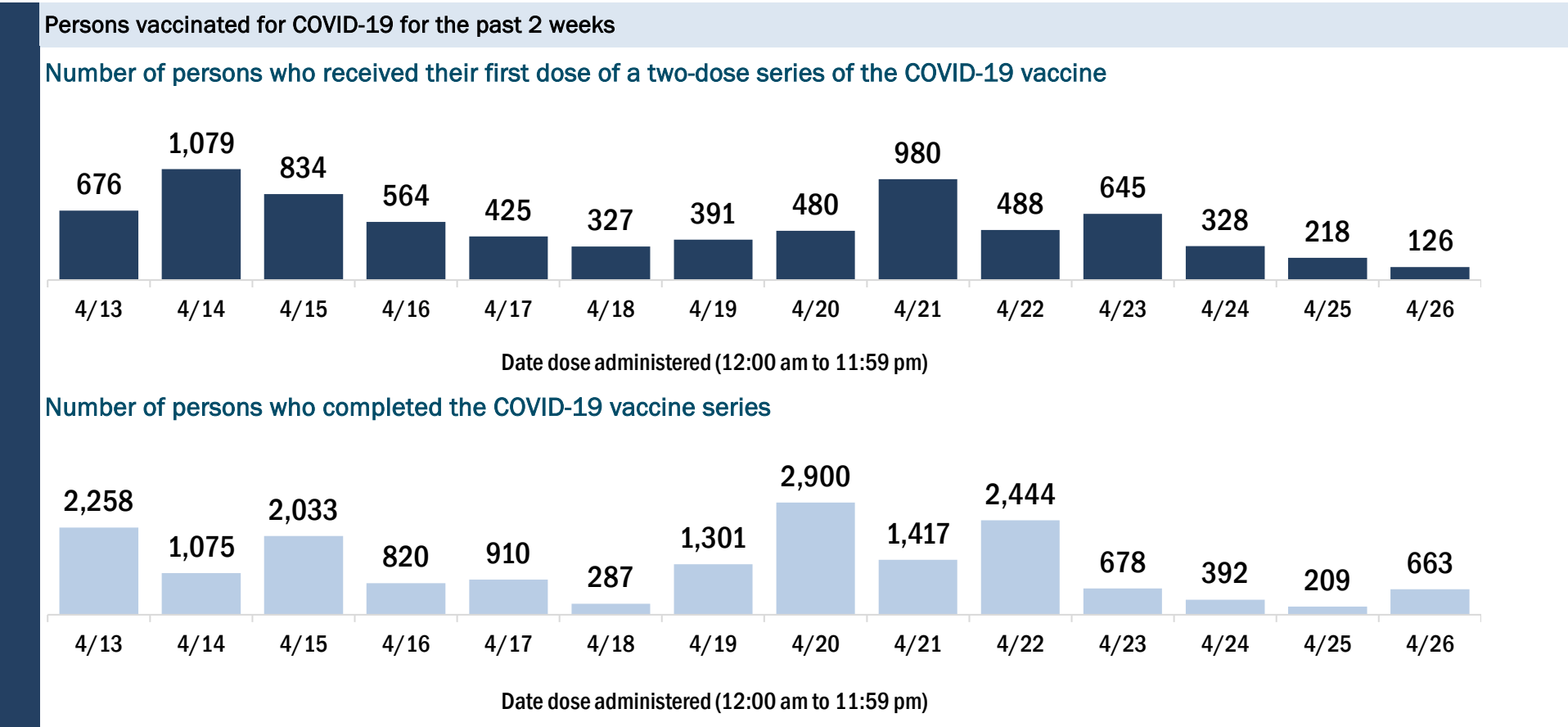
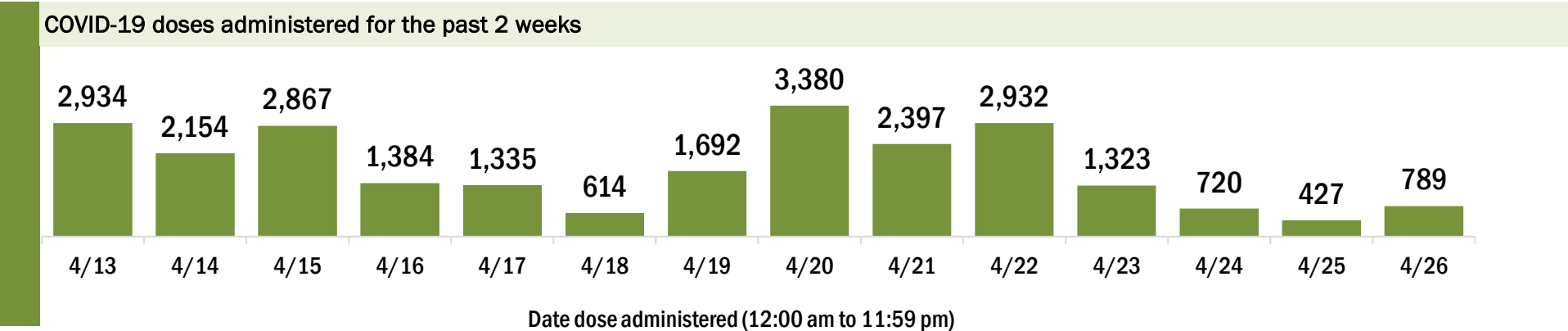
Vaccination data through Apr 26, 2021 as of Apr 27, 2021 at 12:05 AM

Data in this report are provisional and subject to change.

Data in this summary pertain to COVID-19 vaccines approved by the U.S. Food and Drug Administration and have been issued an Emergency Use Authorization (Janssen COVID-19 Vaccine, Moderna COVID-19 Vaccine and Pfizer-BioNTech COVID-19 Vaccine). These data summarize the number of people who have received either their first dose or have completed the series for a COVID-19 vaccine. **A person can only be counted in one category, first dose or series complete.** For persons receiving Moderna or Pfizer vaccines, once they receive their second dose, they are moved from the first dose column to the series completed column. **Because of this, the total first dose category may show a change from report to report not matching the total receiving their first dose from the previous day.** Persons receiving Johnson & Johnson vaccines will always be counted in the series completed column.

COVID-19 doses for vaccinated persons in Florida		Demographic summary			
Doses administered	212,143	First dose	Series complete	Total people vaccinated	
People receiving one dose of a 1-dose series (Johnson & Johnson) or receiving only one dose of a 2-dose series (Moderna, Pfizer) count once. Persons receiving both doses of a 2-dose series count twice.		Age group	28,419	94,496	122,915
		16-24 years	5,130	2,210	7,340
		25-34 years	3,807	3,868	7,675
		35-44 years	5,974	9,607	15,581
		45-54 years	5,192	13,464	18,656
		55-64 years	4,150	20,346	24,496
		65-74 years	2,401	27,724	30,125
		75-84 years	1,240	13,473	14,713
		85+ years	525	3,804	4,329
		Race	28,419	94,496	122,915
		White	18,696	71,514	90,210
		Black	1,072	2,713	3,785
		American Indian/Alaskan	93	255	348
		Other	3,341	8,793	12,134
		Unknown	5,217	11,221	16,438
		Other race includes Asian, native Hawaiian/Pacific Islander, or other.			
		Ethnicity	28,419	94,496	122,915
		Hispanic	2,017	3,402	5,419
		Non-Hispanic	16,493	63,290	79,783
		Unknown	9,909	27,804	37,713
		Gender	28,419	94,496	122,915
		Female	14,836	52,690	67,526
		Male	13,562	41,790	55,352
		Unknown	21	16	37

Current status of persons vaccinated for COVID-19 in Florida	
Total people vaccinated	122,915
First dose	28,419
Series completed	94,496
Completed 1-dose series	5,268
Completed 2-dose series	89,228
First dose: current number of people who have only received their first dose of the Moderna or Pfizer vaccine.	
Series complete: current number of people who have received both Moderna or Pfizer vaccine doses or one Johnson & Johnson dose and are considered fully immunized.	



# COVID-19: St. Lucie County vaccine summary

Vaccination data through Apr 26, 2021 as of Apr 27, 2021 at 12:05 AM

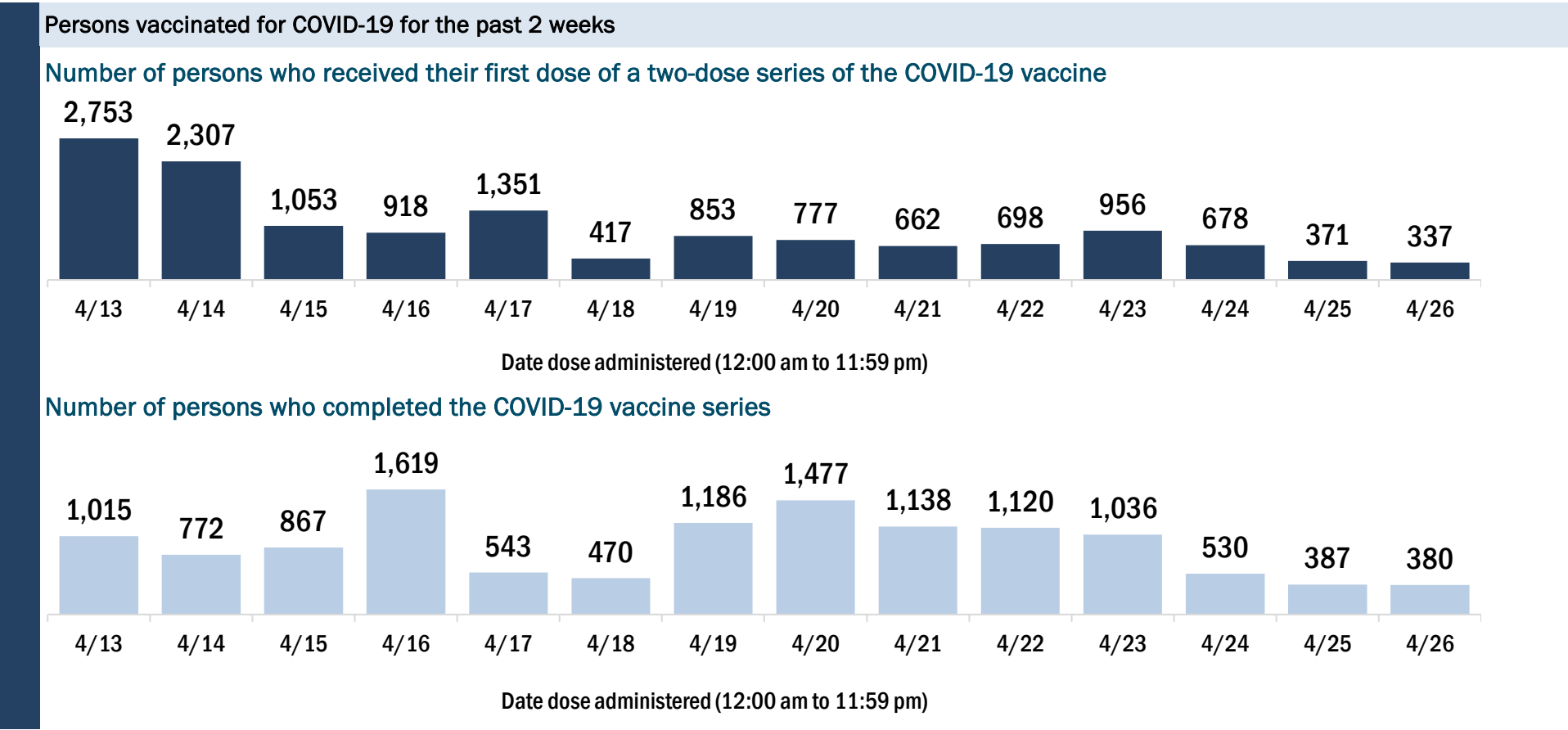
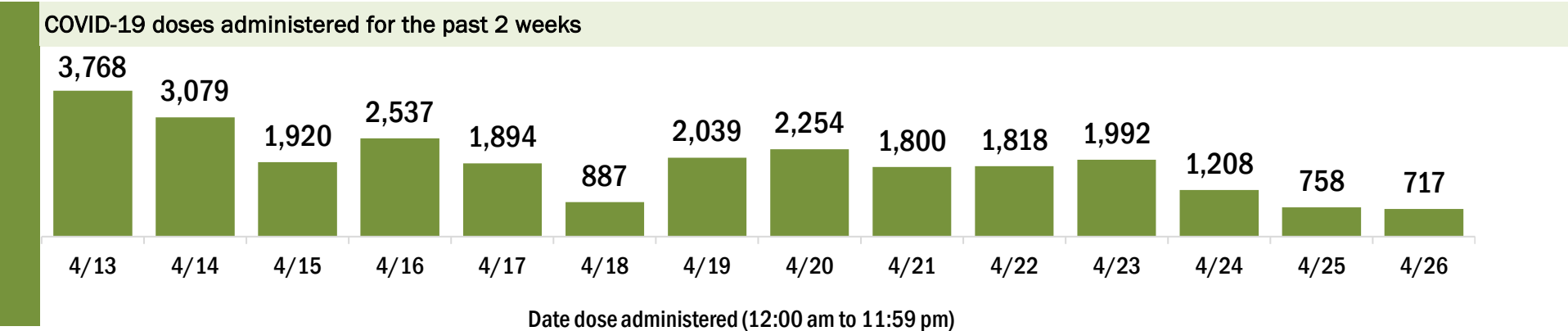
Data in this report are provisional and subject to change.

Data in this summary pertain to COVID-19 vaccines approved by the U.S. Food and Drug Administration and have been issued an Emergency Use Authorization (Janssen COVID-19 Vaccine, Moderna COVID-19 Vaccine and Pfizer-BioNTech COVID-19 Vaccine). These data summarize the number of people who have received either their first dose or have completed the series for a COVID-19 vaccine. **A person can only be counted in one category, first dose or series complete.** For persons receiving Moderna or Pfizer vaccines, once they receive their second dose, they are moved from the first dose column to the series completed column. **Because of this, the total first dose category may show a change from report to report not matching the total receiving their first dose from the previous day.** Persons receiving Johnson & Johnson vaccines will always be counted in the series completed column.

COVID-19 doses for vaccinated persons in Florida	
Doses administered	188,249
People receiving one dose of a 1-dose series (Johnson & Johnson) or receiving only one dose of a 2-dose series (Moderna, Pfizer) count once. Persons receiving both doses of a 2-dose series count twice.	

Current status of persons vaccinated for COVID-19 in Florida	
Total people vaccinated	116,651
First dose	41,529
Series completed	75,122
Completed 1-dose series	3,524
Completed 2-dose series	71,598
First dose: current number of people who have only received their first dose of the Moderna or Pfizer vaccine.	
Series complete: current number of people who have received both Moderna or Pfizer vaccine doses or one Johnson & Johnson dose and are considered fully immunized.	

Demographic summary	First dose	Series complete	Total people vaccinated
Age group	41,529	75,122	116,651
16-24 years	3,526	988	4,514
25-34 years	3,832	2,182	6,014
35-44 years	5,189	3,662	8,851
45-54 years	6,943	6,751	13,694
55-64 years	9,795	14,184	23,979
65-74 years	6,980	27,095	34,075
75-84 years	3,921	15,563	19,484
85+ years	1,343	4,697	6,040
Race	41,529	75,122	116,651
White	25,909	49,305	75,214
Black	4,219	6,933	11,152
American Indian/Alaskan	215	340	555
Other	4,165	6,759	10,924
Unknown	7,021	11,785	18,806
Other race includes Asian, native Hawaiian/Pacific Islander, or other.			
Ethnicity	41,529	75,122	116,651
Hispanic	6,686	5,995	12,681
Non-Hispanic	20,703	42,720	63,423
Unknown	14,140	26,407	40,547
Gender	41,529	75,122	116,651
Female	22,159	42,995	65,154
Male	19,272	32,057	51,329
Unknown	98	70	168





# COVID-19: Sumter County vaccine summary

Vaccination data through Apr 26, 2021 as of Apr 27, 2021 at 12:05 AM

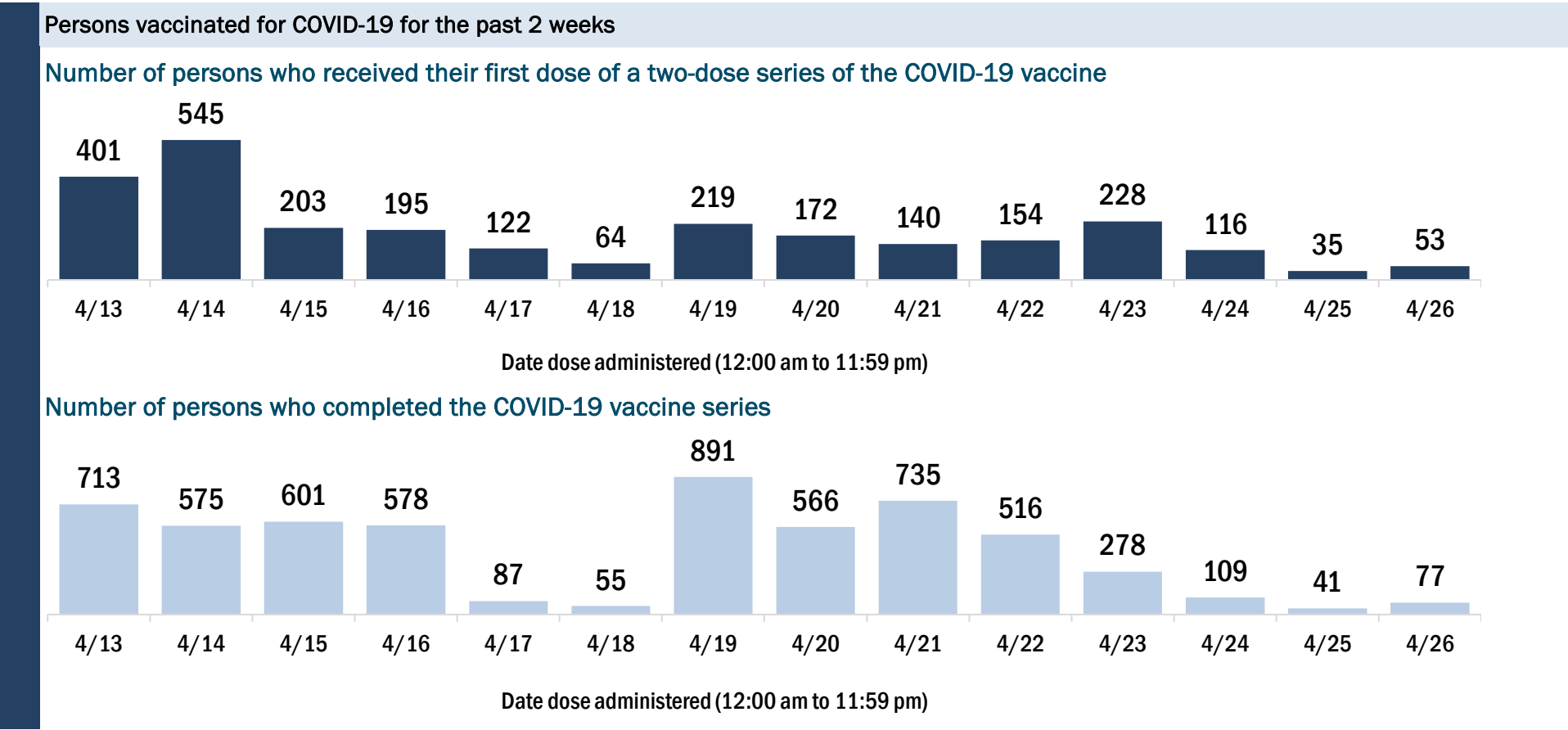
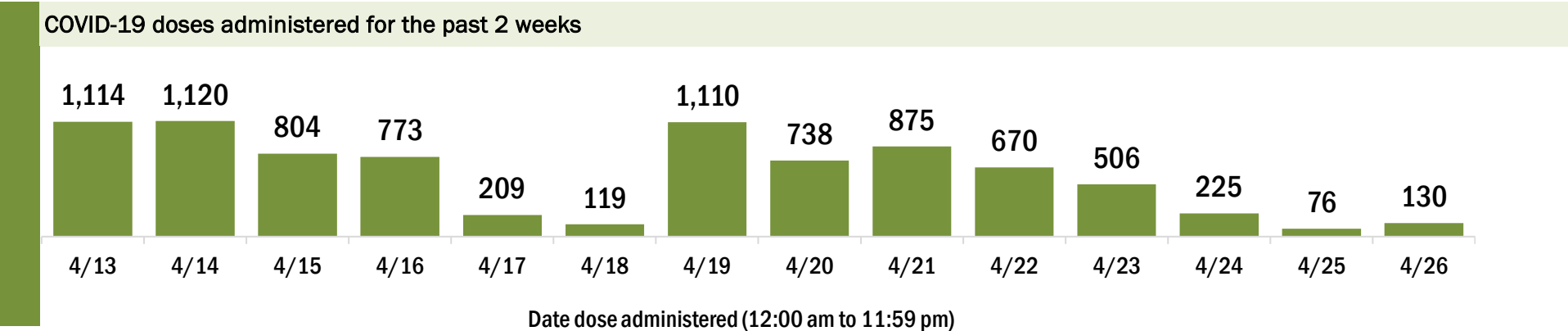
Data in this report are provisional and subject to change.

Data in this summary pertain to COVID-19 vaccines approved by the U.S. Food and Drug Administration and have been issued an Emergency Use Authorization (Janssen COVID-19 Vaccine, Moderna COVID-19 Vaccine and Pfizer-BioNTech COVID-19 Vaccine). These data summarize the number of people who have received either their first dose or have completed the series for a COVID-19 vaccine. **A person can only be counted in one category, first dose or series complete.** For persons receiving Moderna or Pfizer vaccines, once they receive their second dose, they are moved from the first dose column to the series completed column. **Because of this, the total first dose category may show a change from report to report not matching the total receiving their first dose from the previous day.** Persons receiving Johnson & Johnson vaccines will always be counted in the series completed column.

COVID-19 doses for vaccinated persons in Florida	
Doses administered	148,329
People receiving one dose of a 1-dose series (Johnson & Johnson) or receiving only one dose of a 2-dose series (Moderna, Pfizer) count once. Persons receiving both doses of a 2-dose series count twice.	

Current status of persons vaccinated for COVID-19 in Florida	
Total people vaccinated	82,999
First dose	13,666
Series completed	69,333
Completed 1-dose series	4,003
Completed 2-dose series	65,330
<b>First dose:</b> current number of people who have only received their first dose of the Moderna or Pfizer vaccine.	
<b>Series complete:</b> current number of people who have received both Moderna or Pfizer vaccine doses or one Johnson & Johnson dose and are considered fully immunized.	

Demographic summary	First dose	Series complete	Total people vaccinated
Age group	13,666	69,333	82,999
16-24 years	343	139	482
25-34 years	631	277	908
35-44 years	878	454	1,332
45-54 years	1,385	1,180	2,565
55-64 years	3,121	7,614	10,735
65-74 years	3,831	33,291	37,122
75-84 years	2,802	22,595	25,397
85+ years	675	3,783	4,458
Race	13,666	69,333	82,999
White	10,220	58,608	68,828
Black	574	768	1,342
American Indian/Alaskan	32	148	180
Other	991	2,572	3,563
Unknown	1,849	7,237	9,086
Other race includes Asian, native Hawaiian/Pacific Islander, or other.			
Ethnicity	13,666	69,333	82,999
Hispanic	585	1,077	1,662
Non-Hispanic	8,742	46,385	55,127
Unknown	4,339	21,871	26,210
Gender	13,666	69,333	82,999
Female	7,117	38,746	45,863
Male	6,489	30,569	37,058
Unknown	60	18	78



# COVID-19: Suwannee County vaccine summary

Vaccination data through Apr 26, 2021 as of Apr 27, 2021 at 12:05 AM

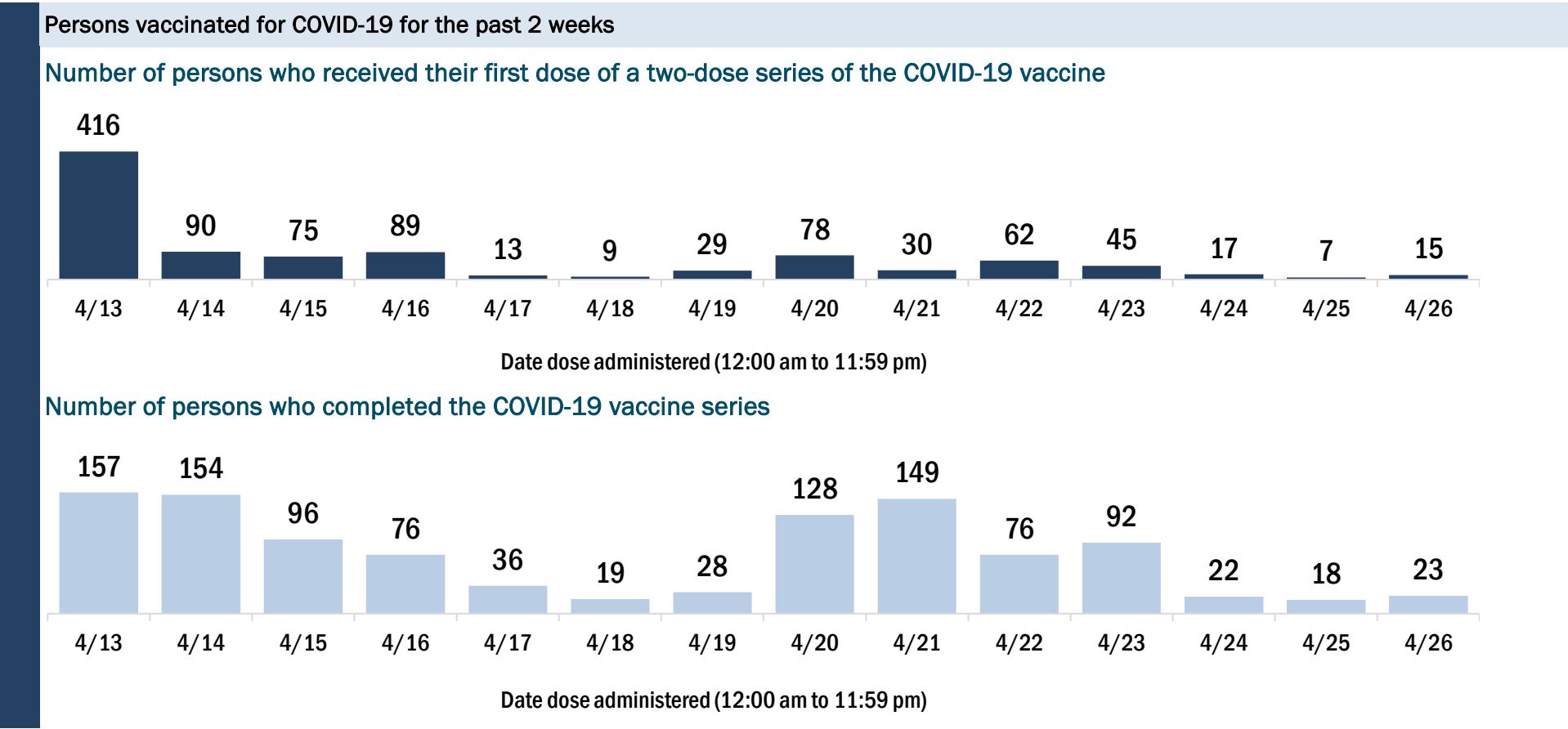
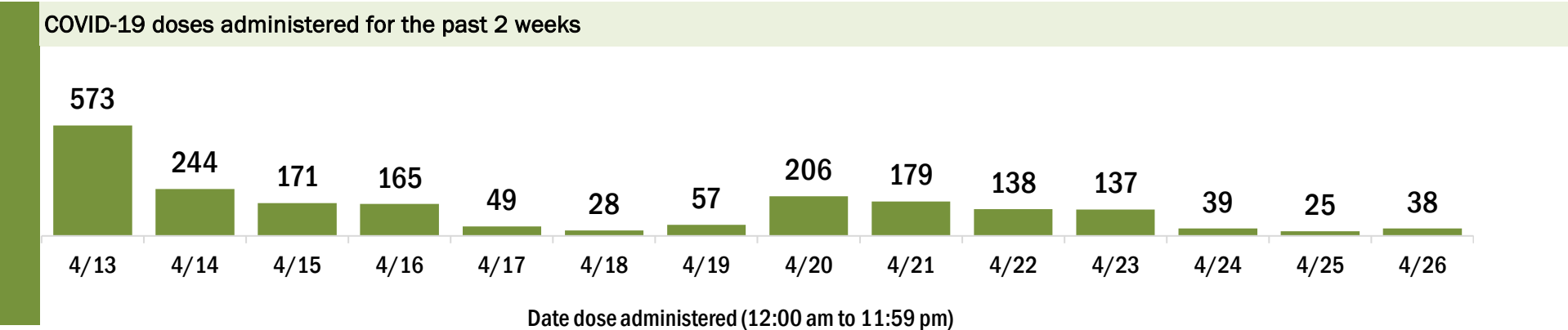
Data in this report are provisional and subject to change.

Data in this summary pertain to COVID-19 vaccines approved by the U.S. Food and Drug Administration and have been issued an Emergency Use Authorization (Janssen COVID-19 Vaccine, Moderna COVID-19 Vaccine and Pfizer-BioNTech COVID-19 Vaccine). These data summarize the number of people who have received either their first dose or have completed the series for a COVID-19 vaccine. **A person can only be counted in one category, first dose or series complete.** For persons receiving Moderna or Pfizer vaccines, once they receive their second dose, they are moved from the first dose column to the series completed column. **Because of this, the total first dose category may show a change from report to report not matching the total receiving their first dose from the previous day.** Persons receiving Johnson & Johnson vaccines will always be counted in the series completed column.

COVID-19 doses for vaccinated persons in Florida	
Doses administered	16,722
People receiving one dose of a 1-dose series (Johnson & Johnson) or receiving only one dose of a 2-dose series (Moderna, Pfizer) count once. Persons receiving both doses of a 2-dose series count twice.	

Current status of persons vaccinated for COVID-19 in Florida	
Total people vaccinated	9,856
First dose	2,379
Series completed	7,477
Completed 1-dose series	611
Completed 2-dose series	6,866
<b>First dose:</b> current number of people who have only received their first dose of the Moderna or Pfizer vaccine.	
<b>Series complete:</b> current number of people who have received both Moderna or Pfizer vaccine doses or one Johnson & Johnson dose and are considered fully immunized.	

Demographic summary	First dose	Series complete	Total people vaccinated
Age group	2,379	7,477	9,856
16-24 years	198	96	294
25-34 years	250	169	419
35-44 years	336	292	628
45-54 years	415	542	957
55-64 years	645	1,502	2,147
65-74 years	292	2,668	2,960
75-84 years	176	1,654	1,830
85+ years	67	554	621
Race	2,379	7,477	9,856
White	1,488	5,209	6,697
Black	374	587	961
American Indian/Alaskan	5	8	13
Other	222	491	713
Unknown	290	1,182	1,472
Other race includes Asian, native Hawaiian/Pacific Islander, or other.			
Ethnicity	2,379	7,477	9,856
Hispanic	208	255	463
Non-Hispanic	1,391	3,982	5,373
Unknown	780	3,240	4,020
Gender	2,379	7,477	9,856
Female	1,071	4,354	5,425
Male	1,308	3,123	4,431
Unknown	0	0	0



# COVID-19: Taylor County vaccine summary

Vaccination data through Apr 26, 2021 as of Apr 27, 2021 at 12:05 AM

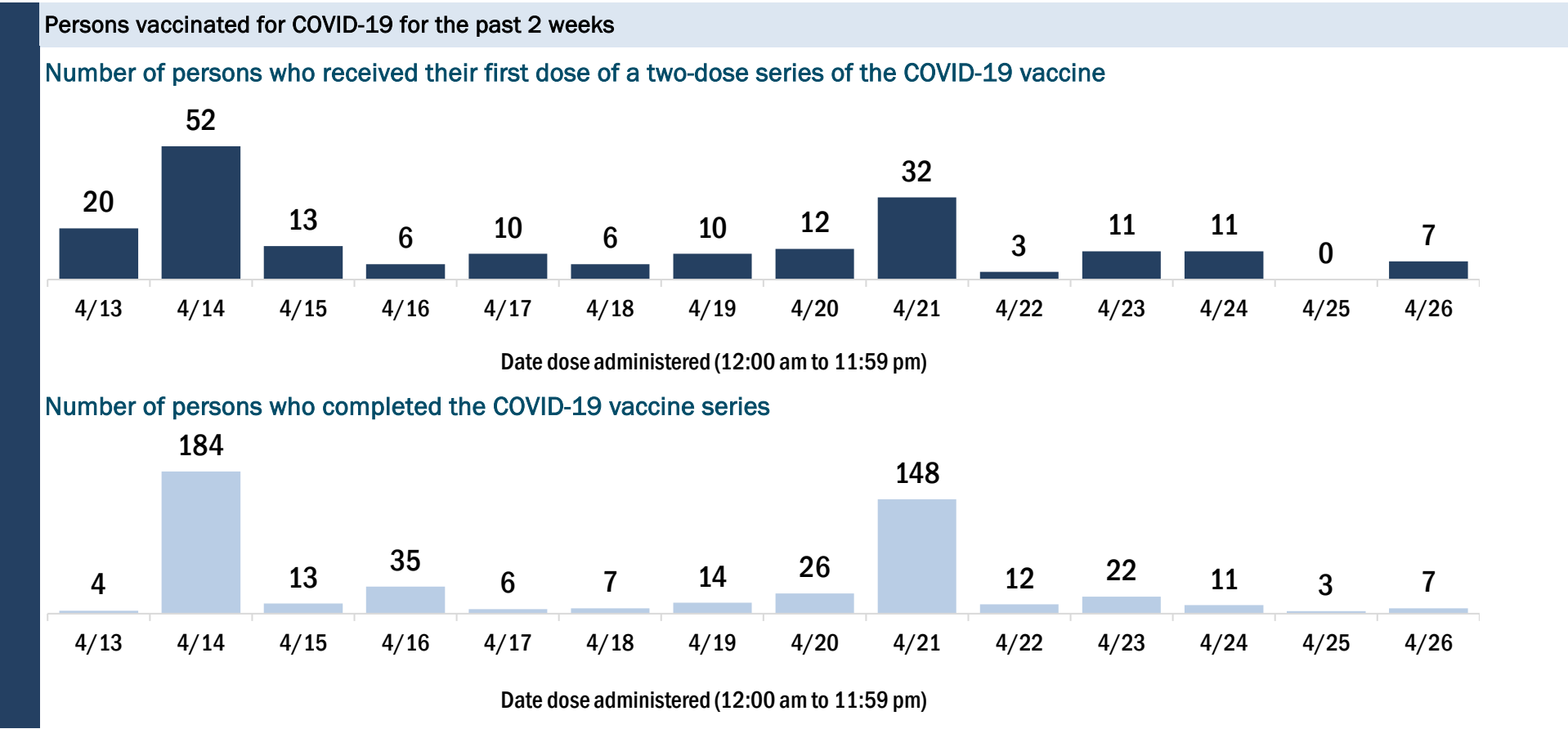
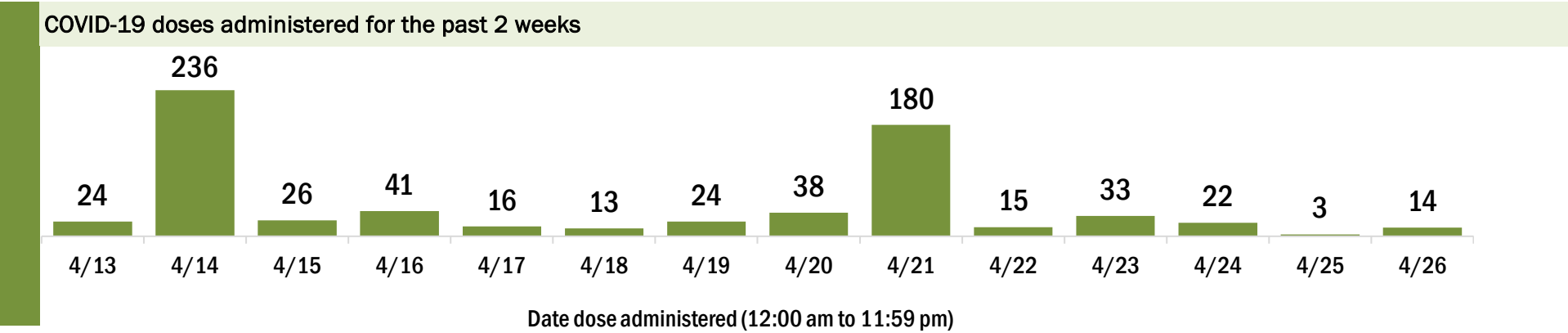
Data in this report are provisional and subject to change.

Data in this summary pertain to COVID-19 vaccines approved by the U.S. Food and Drug Administration and have been issued an Emergency Use Authorization (Janssen COVID-19 Vaccine, Moderna COVID-19 Vaccine and Pfizer-BioNTech COVID-19 Vaccine). These data summarize the number of people who have received either their first dose or have completed the series for a COVID-19 vaccine. **A person can only be counted in one category, first dose or series complete.** For persons receiving Moderna or Pfizer vaccines, once they receive their second dose, they are moved from the first dose column to the series completed column. **Because of this, the total first dose category may show a change from report to report not matching the total receiving their first dose from the previous day.** Persons receiving Johnson & Johnson vaccines will always be counted in the series completed column.

COVID-19 doses for vaccinated persons in Florida	
Doses administered	8,454
People receiving one dose of a 1-dose series (Johnson & Johnson) or receiving only one dose of a 2-dose series (Moderna, Pfizer) count once. Persons receiving both doses of a 2-dose series count twice.	

Current status of persons vaccinated for COVID-19 in Florida	
Total people vaccinated	5,165
First dose	1,608
Series completed	3,557
Completed 1-dose series	268
Completed 2-dose series	3,289
<b>First dose:</b> current number of people who have only received their first dose of the Moderna or Pfizer vaccine.	
<b>Series complete:</b> current number of people who have received both Moderna or Pfizer vaccine doses or one Johnson & Johnson dose and are considered fully immunized.	

Demographic summary	First dose	Series complete	Total people vaccinated
Age group	1,608	3,557	5,165
16-24 years	51	46	97
25-34 years	103	93	196
35-44 years	137	133	270
45-54 years	228	267	495
55-64 years	459	723	1,182
65-74 years	391	1,325	1,716
75-84 years	185	757	942
85+ years	54	213	267
Race	1,608	3,557	5,165
White	1,147	2,641	3,788
Black	205	427	632
American Indian/Alaskan	15	33	48
Other	94	225	319
Unknown	147	231	378
Other race includes Asian, native Hawaiian/Pacific Islander, or other.			
Ethnicity	1,608	3,557	5,165
Hispanic	45	53	98
Non-Hispanic	1,080	2,289	3,369
Unknown	483	1,215	1,698
Gender	1,608	3,557	5,165
Female	860	1,972	2,832
Male	745	1,585	2,330
Unknown	3	0	3



# COVID-19: Union County vaccine summary

Vaccination data through Apr 26, 2021 as of Apr 27, 2021 at 12:05 AM

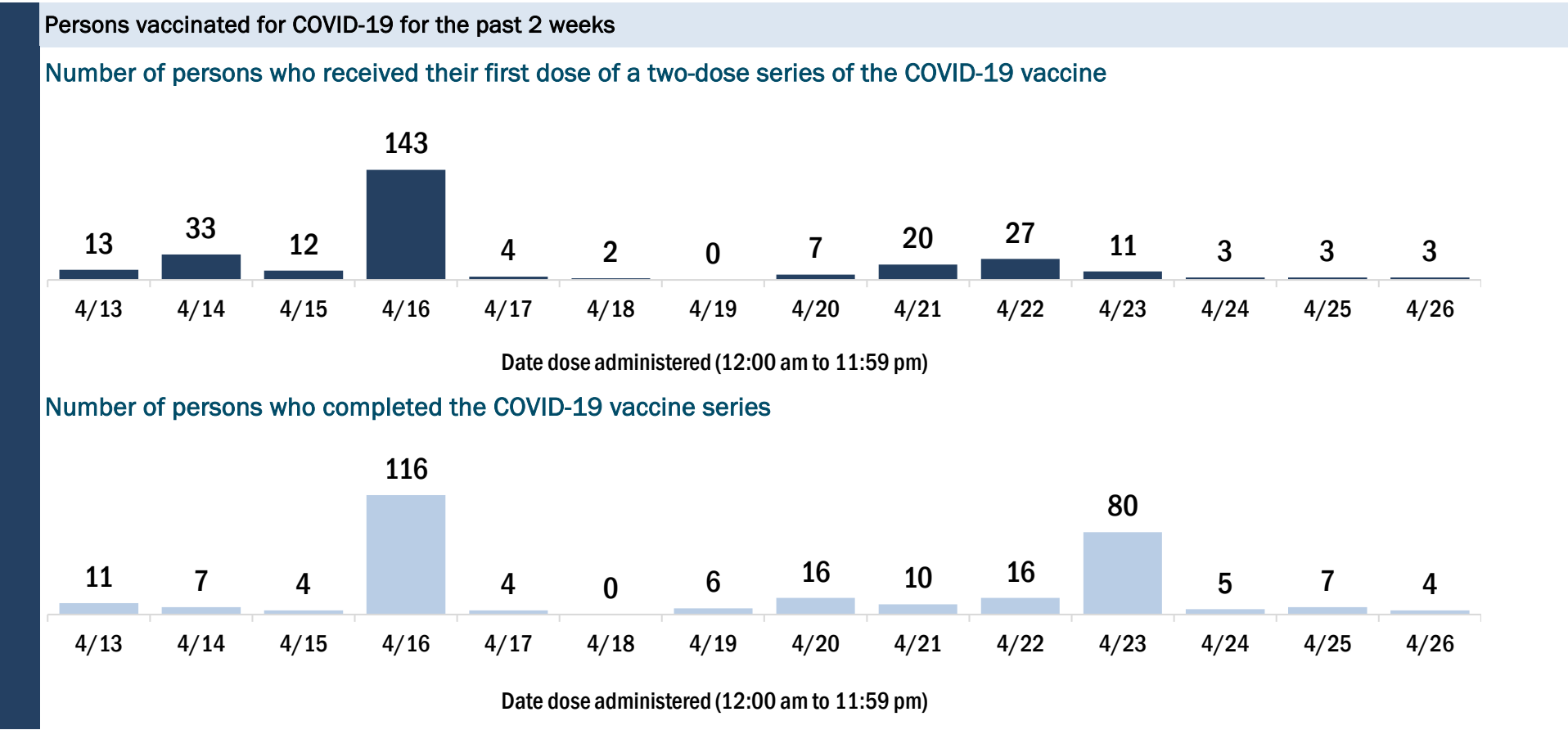
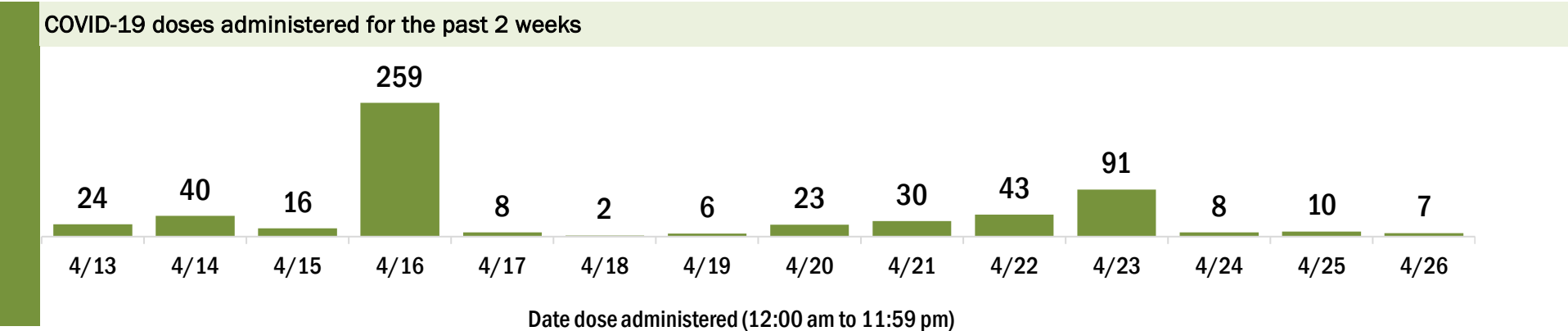
Data in this report are provisional and subject to change.

Data in this summary pertain to COVID-19 vaccines approved by the U.S. Food and Drug Administration and have been issued an Emergency Use Authorization (Janssen COVID-19 Vaccine, Moderna COVID-19 Vaccine and Pfizer-BioNTech COVID-19 Vaccine). These data summarize the number of people who have received either their first dose or have completed the series for a COVID-19 vaccine. **A person can only be counted in one category, first dose or series complete.** For persons receiving Moderna or Pfizer vaccines, once they receive their second dose, they are moved from the first dose column to the series completed column. **Because of this, the total first dose category may show a change from report to report not matching the total receiving their first dose from the previous day.** Persons receiving Johnson & Johnson vaccines will always be counted in the series completed column.

COVID-19 doses for vaccinated persons in Florida	
Doses administered	6,203
People receiving one dose of a 1-dose series (Johnson & Johnson) or receiving only one dose of a 2-dose series (Moderna, Pfizer) count once. Persons receiving both doses of a 2-dose series count twice.	

Current status of persons vaccinated for COVID-19 in Florida	
Total people vaccinated	4,552
First dose	2,787
Series completed	1,765
Completed 1-dose series	114
Completed 2-dose series	1,651
First dose: current number of people who have only received their first dose of the Moderna or Pfizer vaccine.	
Series complete: current number of people who have received both Moderna or Pfizer vaccine doses or one Johnson & Johnson dose and are considered fully immunized.	

Demographic summary	First dose	Series complete	Total people vaccinated
Age group	2,787	1,765	4,552
16-24 years	77	28	105
25-34 years	162	79	241
35-44 years	320	74	394
45-54 years	467	136	603
55-64 years	981	365	1,346
65-74 years	626	617	1,243
75-84 years	136	363	499
85+ years	18	103	121
Race	2,787	1,765	4,552
White	1,807	1,431	3,238
Black	816	161	977
American Indian/Alaskan	6	17	23
Other	112	118	230
Unknown	46	38	84
Other race includes Asian, native Hawaiian/Pacific Islander, or other.			
Ethnicity	2,787	1,765	4,552
Hispanic	109	39	148
Non-Hispanic	2,484	1,612	4,096
Unknown	194	114	308
Gender	2,787	1,765	4,552
Female	296	1,025	1,321
Male	2,486	740	3,226
Unknown	5	0	5





# COVID-19: Volusia County vaccine summary

Vaccination data through Apr 26, 2021 as of Apr 27, 2021 at 12:05 AM

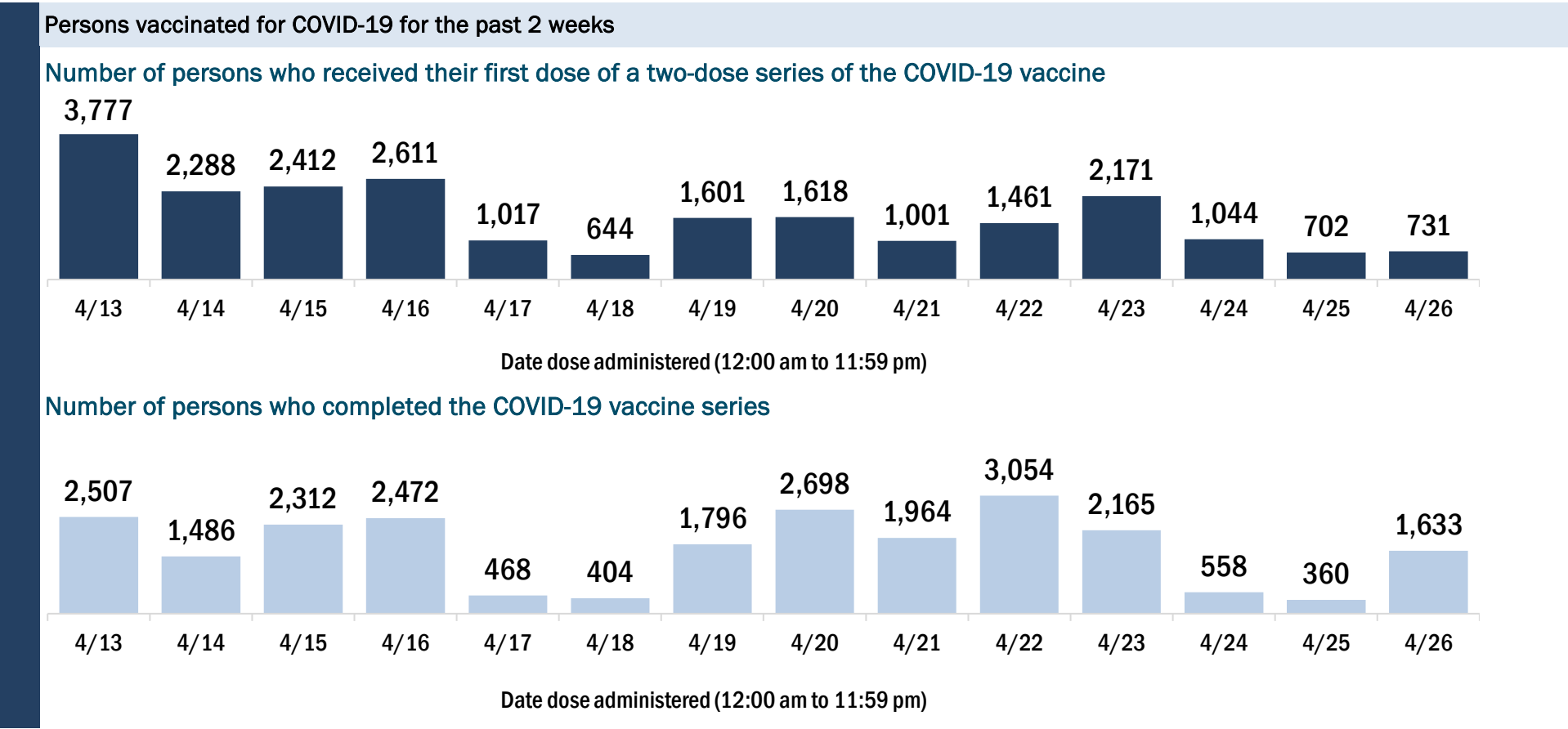
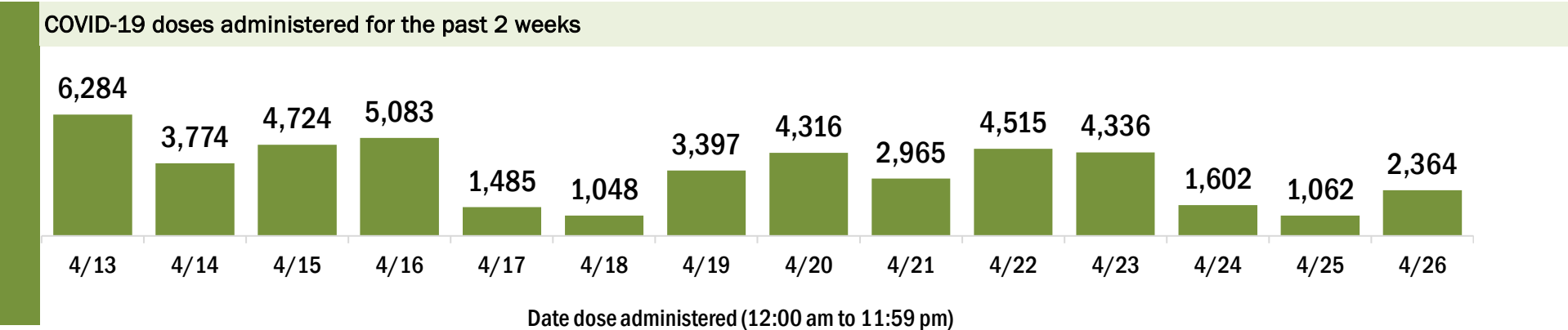
Data in this report are provisional and subject to change.

Data in this summary pertain to COVID-19 vaccines approved by the U.S. Food and Drug Administration and have been issued an Emergency Use Authorization (Janssen COVID-19 Vaccine, Moderna COVID-19 Vaccine and Pfizer-BioNTech COVID-19 Vaccine). These data summarize the number of people who have received either their first dose or have completed the series for a COVID-19 vaccine. **A person can only be counted in one category, first dose or series complete.** For persons receiving Moderna or Pfizer vaccines, once they receive their second dose, they are moved from the first dose column to the series completed column. **Because of this, the total first dose category may show a change from report to report not matching the total receiving their first dose from the previous day.** Persons receiving Johnson & Johnson vaccines will always be counted in the series completed column.

COVID-19 doses for vaccinated persons in Florida	
Doses administered	332,942
People receiving one dose of a 1-dose series (Johnson & Johnson) or receiving only one dose of a 2-dose series (Moderna, Pfizer) count once. Persons receiving both doses of a 2-dose series count twice.	

Current status of persons vaccinated for COVID-19 in Florida	
Total people vaccinated	207,986
First dose	65,762
Series completed	142,224
Completed 1-dose series	17,268
Completed 2-dose series	124,956
First dose: current number of people who have only received their first dose of the Moderna or Pfizer vaccine.	
Series complete: current number of people who have received both Moderna or Pfizer vaccine doses or one Johnson & Johnson dose and are considered fully immunized.	

Demographic summary	First dose	Series complete	Total people vaccinated
Age group	65,762	142,224	207,986
16-24 years	7,114	2,466	9,580
25-34 years	6,775	4,643	11,418
35-44 years	8,285	6,668	14,953
45-54 years	10,822	12,169	22,991
55-64 years	15,097	28,470	43,567
65-74 years	10,652	49,873	60,525
75-84 years	5,174	28,125	33,299
85+ years	1,843	9,810	11,653
Race	65,762	142,224	207,986
White	42,620	94,533	137,153
Black	3,888	6,235	10,123
American Indian/Alaskan	206	473	679
Other	7,081	15,888	22,969
Unknown	11,967	25,095	37,062
Other race includes Asian, native Hawaiian/Pacific Islander, or other.			
Ethnicity	65,762	142,224	207,986
Hispanic	7,677	7,118	14,795
Non-Hispanic	34,825	73,641	108,466
Unknown	23,260	61,465	84,725
Gender	65,762	142,224	207,986
Female	33,478	81,614	115,092
Male	30,680	58,663	89,343
Unknown	1,604	1,947	3,551



# COVID-19: Wakulla County vaccine summary

Vaccination data through Apr 26, 2021 as of Apr 27, 2021 at 12:05 AM

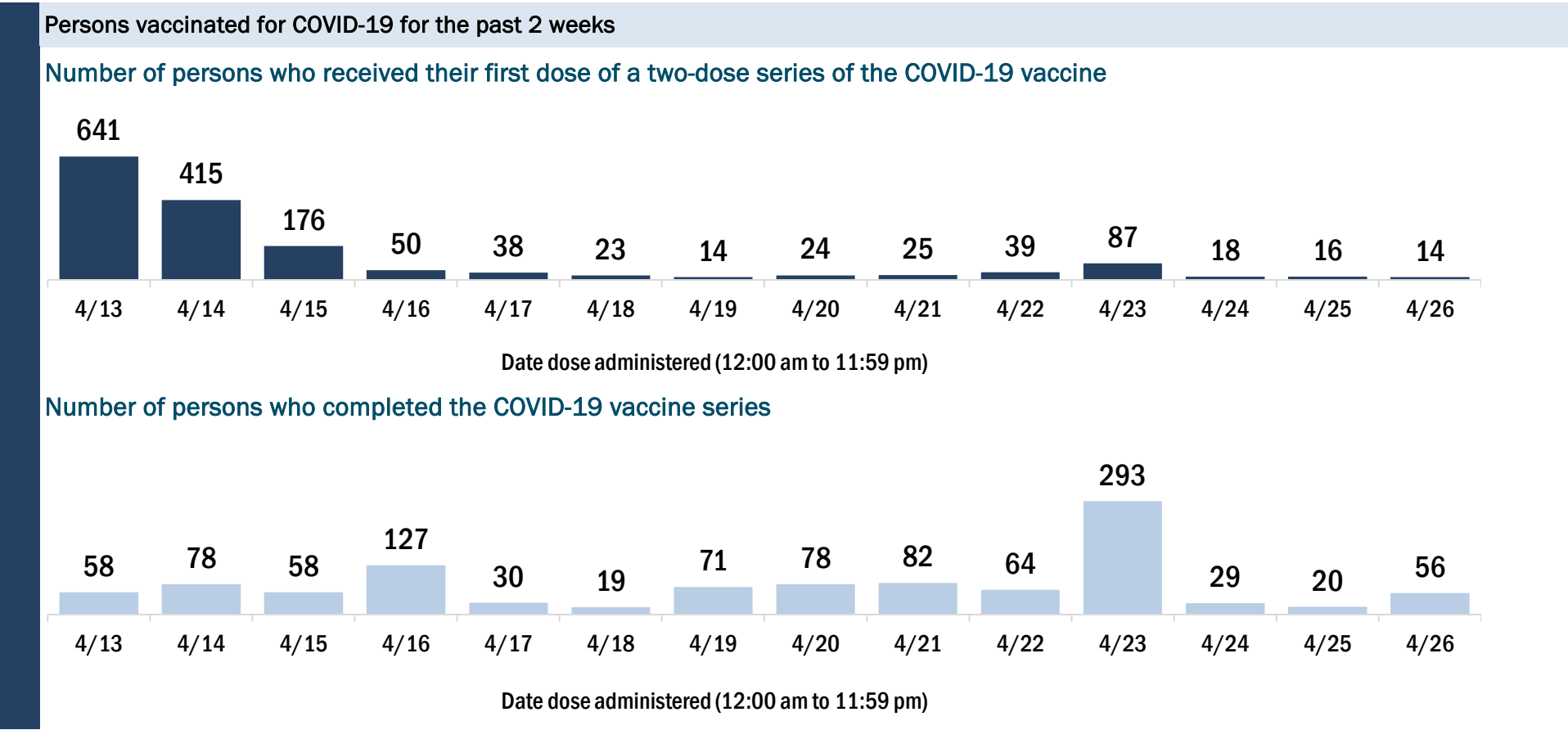
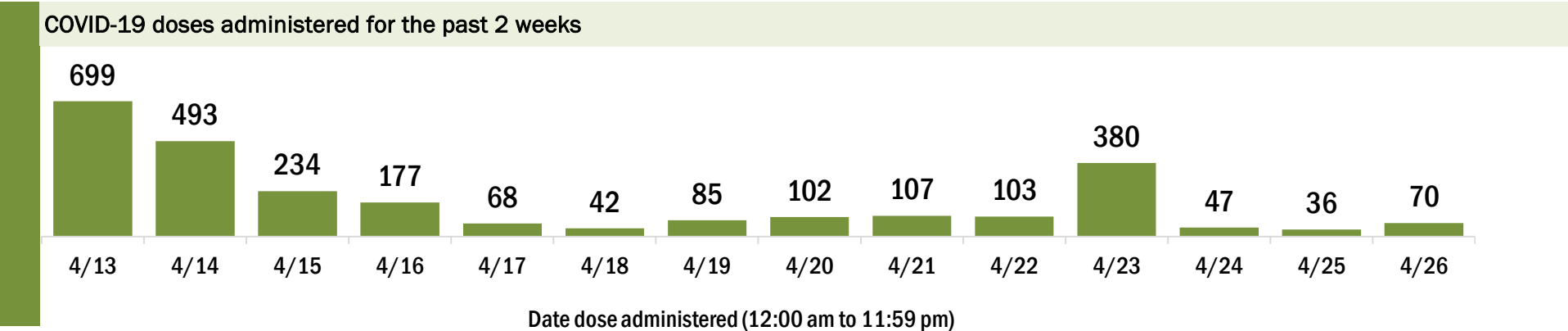
Data in this report are provisional and subject to change.

Data in this summary pertain to COVID-19 vaccines approved by the U.S. Food and Drug Administration and have been issued an Emergency Use Authorization (Janssen COVID-19 Vaccine, Moderna COVID-19 Vaccine and Pfizer-BioNTech COVID-19 Vaccine). These data summarize the number of people who have received either their first dose or have completed the series for a COVID-19 vaccine. **A person can only be counted in one category, first dose or series complete.** For persons receiving Moderna or Pfizer vaccines, once they receive their second dose, they are moved from the first dose column to the series completed column. **Because of this, the total first dose category may show a change from report to report not matching the total receiving their first dose from the previous day.** Persons receiving Johnson & Johnson vaccines will always be counted in the series completed column.

COVID-19 doses for vaccinated persons in Florida	
Doses administered	17,353
People receiving one dose of a 1-dose series (Johnson & Johnson) or receiving only one dose of a 2-dose series (Moderna, Pfizer) count once. Persons receiving both doses of a 2-dose series count twice.	

Current status of persons vaccinated for COVID-19 in Florida	
Total people vaccinated	10,632
First dose	3,448
Series completed	7,184
Completed 1-dose series	463
Completed 2-dose series	6,721
<b>First dose:</b> current number of people who have only received their first dose of the Moderna or Pfizer vaccine.	
<b>Series complete:</b> current number of people who have received both Moderna or Pfizer vaccine doses or one Johnson & Johnson dose and are considered fully immunized.	

Demographic summary	First dose	Series complete	Total people vaccinated
Age group	3,448	7,184	10,632
16-24 years	245	137	382
25-34 years	452	288	740
35-44 years	585	497	1,082
45-54 years	698	815	1,513
55-64 years	763	1,602	2,365
65-74 years	443	2,445	2,888
75-84 years	202	1,131	1,333
85+ years	60	269	329
Race	3,448	7,184	10,632
White	2,469	5,334	7,803
Black	558	529	1,087
American Indian/Alaskan	12	33	45
Other	193	924	1,117
Unknown	216	364	580
Other race includes Asian, native Hawaiian/Pacific Islander, or other.			
Ethnicity	3,448	7,184	10,632
Hispanic	86	124	210
Non-Hispanic	1,902	5,729	7,631
Unknown	1,460	1,331	2,791
Gender	3,448	7,184	10,632
Female	1,386	4,028	5,414
Male	2,061	3,155	5,216
Unknown	1	1	2



# COVID-19: Walton County vaccine summary

Vaccination data through Apr 26, 2021 as of Apr 27, 2021 at 12:05 AM

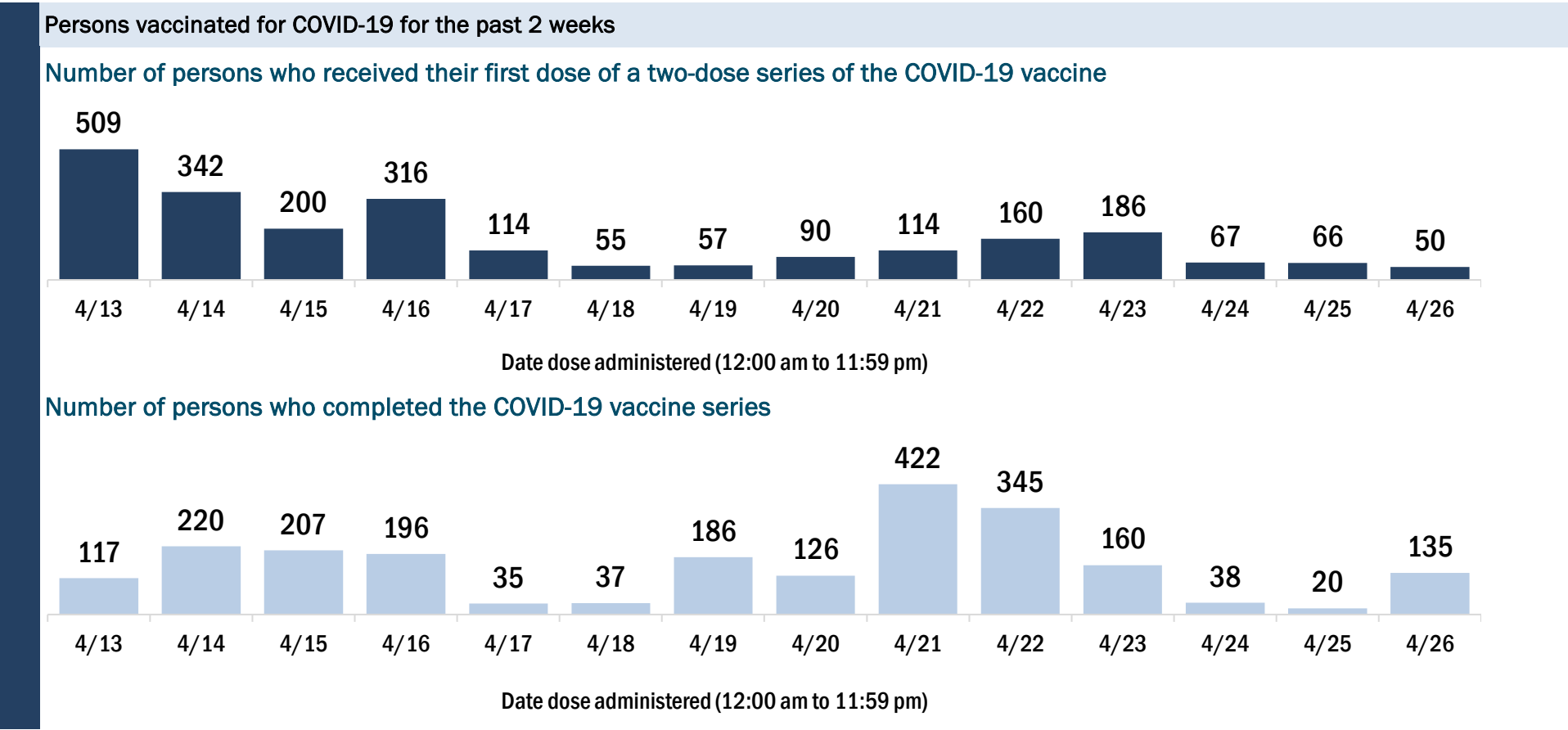
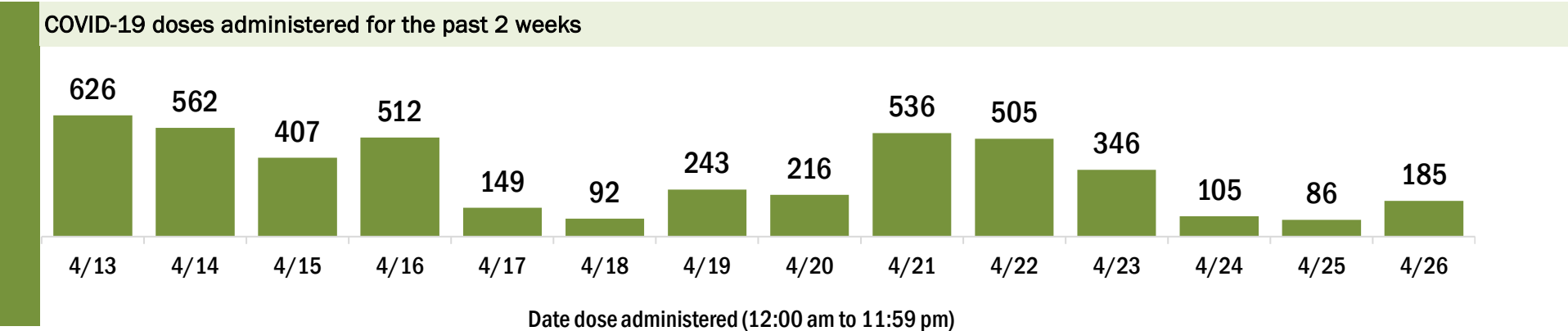
Data in this report are provisional and subject to change.

Data in this summary pertain to COVID-19 vaccines approved by the U.S. Food and Drug Administration and have been issued an Emergency Use Authorization (Janssen COVID-19 Vaccine, Moderna COVID-19 Vaccine and Pfizer-BioNTech COVID-19 Vaccine). These data summarize the number of people who have received either their first dose or have completed the series for a COVID-19 vaccine. **A person can only be counted in one category, first dose or series complete.** For persons receiving Moderna or Pfizer vaccines, once they receive their second dose, they are moved from the first dose column to the series completed column. **Because of this, the total first dose category may show a change from report to report not matching the total receiving their first dose from the previous day.** Persons receiving Johnson & Johnson vaccines will always be counted in the series completed column.

COVID-19 doses for vaccinated persons in Florida	
Doses administered	37,689
People receiving one dose of a 1-dose series (Johnson & Johnson) or receiving only one dose of a 2-dose series (Moderna, Pfizer) count once. Persons receiving both doses of a 2-dose series count twice.	

Current status of persons vaccinated for COVID-19 in Florida	
Total people vaccinated	23,018
First dose	7,282
Series completed	15,736
Completed 1-dose series	1,065
Completed 2-dose series	14,671
First dose: current number of people who have only received their first dose of the Moderna or Pfizer vaccine.	
Series complete: current number of people who have received both Moderna or Pfizer vaccine doses or one Johnson & Johnson dose and are considered fully immunized.	

Demographic summary	First dose	Series complete	Total people vaccinated
Age group	7,282	15,736	23,018
16-24 years	499	184	683
25-34 years	717	429	1,146
35-44 years	1,086	877	1,963
45-54 years	1,306	1,491	2,797
55-64 years	1,723	3,682	5,405
65-74 years	1,258	5,881	7,139
75-84 years	553	2,504	3,057
85+ years	140	688	828
Race	7,282	15,736	23,018
White	5,199	11,971	17,170
Black	313	275	588
American Indian/Alaskan	27	60	87
Other	508	697	1,205
Unknown	1,235	2,733	3,968
Other race includes Asian, native Hawaiian/Pacific Islander, or other.			
Ethnicity	7,282	15,736	23,018
Hispanic	432	336	768
Non-Hispanic	4,554	10,446	15,000
Unknown	2,296	4,954	7,250
Gender	7,282	15,736	23,018
Female	3,622	8,675	12,297
Male	3,659	7,059	10,718
Unknown	1	2	3



# COVID-19: Washington County vaccine summary

Vaccination data through Apr 26, 2021 as of Apr 27, 2021 at 12:05 AM

Data in this report are provisional and subject to change.

Data in this summary pertain to COVID-19 vaccines approved by the U.S. Food and Drug Administration and have been issued an Emergency Use Authorization (Janssen COVID-19 Vaccine, Moderna COVID-19 Vaccine and Pfizer-BioNTech COVID-19 Vaccine). These data summarize the number of people who have received either their first dose or have completed the series for a COVID-19 vaccine. **A person can only be counted in one category, first dose or series complete.** For persons receiving Moderna or Pfizer vaccines, once they receive their second dose, they are moved from the first dose column to the series completed column. **Because of this, the total first dose category may show a change from report to report not matching the total receiving their first dose from the previous day.** Persons receiving Johnson & Johnson vaccines will always be counted in the series completed column.

COVID-19 doses for vaccinated persons in Florida	
Doses administered	8,800
People receiving one dose of a 1-dose series (Johnson & Johnson) or receiving only one dose of a 2-dose series (Moderna, Pfizer) count once. Persons receiving both doses of a 2-dose series count twice.	

Current status of persons vaccinated for COVID-19 in Florida	
Total people vaccinated	5,330
First dose	1,532
Series completed	3,798
Completed 1-dose series	328
Completed 2-dose series	3,470
First dose: current number of people who have only received their first dose of the Moderna or Pfizer vaccine.	
Series complete: current number of people who have received both Moderna or Pfizer vaccine doses or one Johnson & Johnson dose and are considered fully immunized.	

Demographic summary	First dose	Series complete	Total people vaccinated
Age group	1,532	3,798	5,330
16-24 years	78	32	110
25-34 years	169	103	272
35-44 years	268	166	434
45-54 years	311	345	656
55-64 years	406	877	1,283
65-74 years	180	1,295	1,475
75-84 years	84	737	821
85+ years	36	243	279
Race	1,532	3,798	5,330
White	888	2,986	3,874
Black	192	382	574
American Indian/Alaskan	20	46	66
Other	53	179	232
Unknown	379	205	584
Other race includes Asian, native Hawaiian/Pacific Islander, or other.			
Ethnicity	1,532	3,798	5,330
Hispanic	63	57	120
Non-Hispanic	1,224	3,065	4,289
Unknown	245	676	921
Gender	1,532	3,798	5,330
Female	559	2,109	2,668
Male	972	1,689	2,661
Unknown	1	0	1

